

Average RPI Win: 82		WON-LOST	WINNING	LAST 10	STRENGTH OF		OPP. STRENGTH	TEAM	ADJ	CONF.	ADJ CONF.
Average RPI Loss: 26		RECORD	PCT. RANK	GAMES	SCHEDULE		OF SCHEDULE	RPI	RPI	RPI	RPI
DIV. I ONLY		24- 2	.92308	5	10		23	1	.71599	1	2
DIV. I NON-CONF.		10- 1	.90909	15	20		39	3	.69559	3	3
TOTALS		RPI 1-25	RPI 26-50		W-L RECORDS		RPI 51-100		RPI 101-150		RPI 150+
24- 2		5- 1	8- 1		OVERALL		4- 0		2- 0		5- 0
15- 1		3- 1	5- 0		HOME		3- 0		2- 0		2- 0
7- 1		2- 0	3- 1		AWAY		0- 0		0- 0		2- 0
2- 0		0- 0	0- 0		NEUTRAL		1- 0		0- 0		1- 0
10- 1		1- 1	3- 0		NON-CONFERENCE		3- 0		2- 0		1- 0
7- 1		1- 1	2- 0		HOME		2- 0		2- 0		0- 0
1- 0		0- 0	1- 0		AWAY		0- 0		0- 0		0- 0
2- 0		0- 0	0- 0		NEUTRAL		1- 0		0- 0		1- 0
14- 1		4- 0	5- 1		CONFERENCE		1- 0		0- 0		4- 0
8- 0		2- 0	3- 0		HOME		1- 0		0- 0		2- 0
6- 1		2- 0	2- 1		AWAY		0- 0		0- 0		2- 0
0- 0		0- 0	0- 0		NEUTRAL		0- 0		0- 0		0- 0
RPI S	Opponent	Score	RPI S	Opponent	Score	RPI S	Opponent	Score	RPI S	Opponent	Score
5 H	Florida	1 3	31 H	Colorado St.	3 0	59 H	Oklahoma	3 1	118 H	LSU	3 0
7 H	Nebraska	3 2	37 H	Santa Clara	3 0	64 N	New Mexico St.	3 1	141 H	UC Irvine	3 0
8 A	Kansas	3 2	41 A	Arizona	3 2	67 H	UTSA	3 0	170 A	Texas Tech	3 0
8 H	Kansas	3 0	44 A	Kansas St.	3 0	74 H	Rice	3 0	170 H	Texas Tech	3 0
23 A	Iowa St.	3 0	44 H	Kansas St.	3 1				178 A	West Virginia	3 0
23 H	Iowa St.	3 0	46 A	TCU	0 3				178 H	West Virginia	3 0
			46 H	TCU	3 0				331 N	Savannah St.	3 0
			49 A	Baylor	3 0						
			49 H	Baylor	3 0						
			LAST 10 GAMES								
			44 H	Kansas St.	3 1	170 A	Texas Tech	3 0			
			49 H	Baylor	3 0	46 A	TCU	0 3			
			23 A	Iowa St.	3 0	8 H	Kansas	3 0			
			8 A	Kansas	3 2	44 A	Kansas St.	3 0			
			178 H	West Virginia	3 0	170 H	Texas Tech	3 0			

Non-Div. I Games:

Texas

Average RPI Win:	79	WON-LOST	WINNING	LAST 10	STRENGTH OF	OPP. STRENGTH	TEAM	ADJ	CONF.	ADJ CONF.		
Average RPI Loss:	6	RECORD	PCT. RANK	GAMES	SCHEDULE	OF SCHEDULE	RPI	RPI	RPI	RPI		
DIV. I ONLY		29- 1	.96667	1	9- 1	40	4	2	.70911	2	3	3
DIV. I NON-CONF.		12- 0	1	1	0- 0	84	2	5	.68799	4	2	2
<hr/>												
TOTALS	RPI 1-25	RPI 26-50		W-L RECORDS		RPI 51-100		RPI 101-150		RPI 150+		
29- 1	7- 1	4- 0		OVERALL		8- 0		8- 0		2- 0		
15- 0	3- 0	2- 0		HOME		4- 0		4- 0		2- 0		
11- 1	2- 1	2- 0		AWAY		4- 0		3- 0		0- 0		
3- 0	2- 0	0- 0		NEUTRAL		0- 0		1- 0		0- 0		
<hr/>												
12- 0	4- 0	0- 0		NON-CONFERENCE		4- 0		2- 0		2- 0		
7- 0	2- 0	0- 0		HOME		2- 0		1- 0		2- 0		
2- 0	0- 0	0- 0		AWAY		2- 0		0- 0		0- 0		
3- 0	2- 0	0- 0		NEUTRAL		0- 0		1- 0		0- 0		
<hr/>												
17- 1	3- 1	4- 0		CONFERENCE		4- 0		6- 0		0- 0		
8- 0	1- 0	2- 0		HOME		2- 0		3- 0		0- 0		
9- 1	2- 1	2- 0		AWAY		2- 0		3- 0		0- 0		
0- 0	0- 0	0- 0		NEUTRAL		0- 0		0- 0		0- 0		
<hr/>												
RPI S	Opponent	Score	RPI S	Opponent	Score	RPI S	Opponent	Score	RPI S	Opponent	Score	
6 A	Washington	0 3	33 A	Arizona St.	3 2	52 A	UNI	3 0	102 N	Maryland	3 0	
6 H	Washington	3 1	33 H	Arizona St.	3 1	53 A	Oregon	3 0	109 H	New Mexico	3 0	
12 A	Stanford	3 2	41 A	Arizona	3 1	53 H	Oregon	3 0	112 A	Washington St.	3 2	
13 A	UCLA	3 0	41 H	Arizona	3 1	55 H	Idaho St.	3 0	112 H	Washington St.	3 0	
15 H	BYU	3 0				59 A	Oklahoma	3 1	126 A	Utah	3 0	
19 N	Kentucky	3 0				66 A	Colorado	3 2	126 H	Utah	3 0	
20 H	North Carolina	3 1				66 H	Colorado	3 1	147 A	Oregon St.	3 1	
21 N	Creighton	3 0				73 H	Pepperdine	3 0	147 H	Oregon St.	3 0	
									261 H	Utah St.	3 0	
									308 H	Chicago St.	3 0	
<hr/>												
			LAST 10 GAMES									
			33 A	Arizona St.	3 2	66 H	Colorado	3 1				
			41 A	Arizona	3 1	112 A	Washington St.	3 2				
			147 H	Oregon St.	3 0	6 A	Washington	0 3				
			53 H	Oregon	3 0	53 A	Oregon	3 0				
			126 H	Utah	3 0	147 A	Oregon St.	3 1				

Non-Div. I Games:

Southern California

Average RPI Win:	74	WON-LOST RECORD	WINNING PCT. RANK	LAST 10 GAMES	STRENGTH OF SCHEDULE	OPP. STRENGTH OF SCHEDULE	TEAM RPI	ADJ RPI	CONF. RPI	ADJ CONF. RPI		
DIV. I ONLY		24- 4	.85714	17	9- 1	8	8	3	.70687	3	1	1
DIV. I NON-CONF.		8- 2	.8	44	0- 0	22	33	15	.66147	15	1	1
<hr/>												
TOTALS	RPI 1-25	RPI 26-50		W-L RECORDS		RPI 51-100		RPI 101-150		RPI 150+		
24- 4	8- 3	4- 1		OVERALL		4- 0		5- 0		3- 0		
12- 0	3- 0	3- 0		HOME		2- 0		4- 0		0- 0		
9- 3	4- 2	1- 1		AWAY		2- 0		1- 0		1- 0		
3- 1	1- 1	0- 0		NEUTRAL		0- 0		0- 0		2- 0		
8- 2	2- 2	0- 0		NON-CONFERENCE		1- 0		3- 0		2- 0		
3- 0	0- 0	0- 0		HOME		0- 0		3- 0		0- 0		
2- 1	1- 1	0- 0		AWAY		1- 0		0- 0		0- 0		
3- 1	1- 1	0- 0		NEUTRAL		0- 0		0- 0		2- 0		
16- 2	6- 1	4- 1		CONFERENCE		3- 0		2- 0		1- 0		
9- 0	3- 0	3- 0		HOME		2- 0		1- 0		0- 0		
7- 2	3- 1	1- 1		AWAY		1- 0		1- 0		1- 0		
0- 0	0- 0	0- 0		NEUTRAL		0- 0		0- 0		0- 0		
RPI	S	Opponent	Score	RPI	S	Opponent	Score	RPI	S	Opponent	Score	
4	A	Wisconsin	3 2	30	H	Michigan	3 1	58	H	Michigan St.	3 0	
4	H	Wisconsin	3 1	32	A	Purdue	2 3	76	A	Iowa	3 0	
7	A	Nebraska	3 1	32	H	Purdue	3 1	84	A	Col. of Charleston	3 0	
9	A	Penn St.	2 3	42	A	Northwestern	3 1	97	H	Indiana	3 0	
9	H	Penn St.	3 0	42	H	Northwestern	3 0					
10	N	Texas A&M	2 3									
11	A	Ohio St.	3 2									
12	A	Stanford	0 3									
14	A	Louisville	3 2									
20	N	North Carolina	3 0									
24	H	Illinois	3 2									
				LAST 10 GAMES								
				32	A	Purdue	2 3	58	H	Michigan St.	3 0	
				102	H	Maryland	3 0	32	H	Purdue	3 1	
				9	H	Penn St.	3 0	97	H	Indiana	3 0	
				42	A	Northwestern	3 1	76	A	Iowa	3 0	
				30	H	Michigan	3 1	7	A	Nebraska	3 1	

Non-Div. I Games:

Minnesota

Average RPI Win:		69	WON-LOST RECORD		WINNING PCT. RANK		LAST 10 GAMES		STRENGTH OF SCHEDULE		OPP. STRENGTH OF SCHEDULE		TEAM RPI		ADJ RPI		CONF. RPI		ADJ CONF. RPI				
DIV. I ONLY			22- 6		.78571 31		10- 0		7		1		4		.69224 4		1		1				
DIV. I NON-CONF.			8- 2		.8 44		0- 0		17		12		8		.67891 7		1		1				
TOTALS		RPI 1-25		RPI 26-50				W-L RECORDS				RPI 51-100				RPI 101-150				RPI 150+			
22- 6		7- 5		5- 0				OVERALL				6- 1				1- 0				3- 0			
12- 2		2- 2		3- 0				HOME				5- 0				0- 0				2- 0			
8- 3		4- 3		1- 0				AWAY				1- 0				1- 0				1- 0			
2- 1		1- 0		1- 0				NEUTRAL				0- 1				0- 0				0- 0			
8- 2		3- 1		1- 0				NON-CONFERENCE				2- 1				0- 0				2- 0			
4- 1		0- 1		0- 0				HOME				2- 0				0- 0				2- 0			
2- 0		2- 0		0- 0				AWAY				0- 0				0- 0				0- 0			
2- 1		1- 0		1- 0				NEUTRAL				0- 1				0- 0				0- 0			
14- 4		4- 4		4- 0				CONFERENCE				4- 0				1- 0				1- 0			
8- 1		2- 1		3- 0				HOME				3- 0				0- 0				0- 0			
6- 3		2- 3		1- 0				AWAY				1- 0				1- 0				1- 0			
0- 0		0- 0		0- 0				NEUTRAL				0- 0				0- 0				0- 0			
RPI	S	Opponent		Score		RPI	S	Opponent		Score		RPI	S	Opponent		Score		RPI	S	Opponent		Score	
3	A	Minnesota		1	3	30	A	Michigan		3	0	56	N	Arkansas		2	3	102	A	Maryland		3	0
3	H	Minnesota		2	3	30	H	Michigan		3	0	58	H	Michigan St.		3	0	199	H	Colgate		3	0
7	A	Nebraska		3	1	32	H	Purdue		3	1	76	A	Iowa		3	0	203	A	Rutgers		3	0
9	A	Penn St.		0	3	42	H	Northwestern		3	0	76	H	Iowa		3	0	217	H	Georgia		3	0
11	A	Ohio St.		2	3	44	N	Kansas St.		3	1	84	H	Col. of Charleston		3	0						
11	H	Ohio St.		3	0							96	H	Kent St.		3	0						
14	A	Louisville		3	1							97	H	Indiana		3	0						
16	H	Western Ky.		1	3																		
20	N	North Carolina		3	0																		
21	A	Creighton		3	0																		
24	A	Illinois		3	2																		
24	H	Illinois		3	1																		
						LAST 10 GAMES																	
						11	H	Ohio St.		3	0	30	H	Michigan		3	0						
						24	A	Illinois		3	2	97	H	Indiana		3	0						
						76	H	Iowa		3	0	32	H	Purdue		3	1						
						30	A	Michigan		3	0	7	A	Nebraska		3	1						
						58	H	Michigan St.		3	0	76	A	Iowa		3	0						

Non-Div. I Games:

Wisconsin

Average RPI Win:		90	WON-LOST RECORD		WINNING PCT. RANK	LAST 10 GAMES		STRENGTH OF SCHEDULE		OPP. STRENGTH OF SCHEDULE	TEAM RPI	ADJ RPI	CONF. RPI	ADJ CONF. RPI			
DIV. I ONLY			21- 6		.77778	33		8- 2		2	37	5	.67818	5	5	5	
DIV. I NON-CONF.			8- 1		.88889	23		0- 0		3	38	1	.71682	1	4	4	
TOTALS		RPI 1-25		RPI 26-50		W-L RECORDS		RPI 51-100		RPI 101-150		RPI 150+					
21- 6		5- 3		0- 1		OVERALL		7- 2		6- 0		3- 0					
10- 1		3- 1		0- 0		HOME		4- 0		3- 0		0- 0					
8- 5		2- 2		0- 1		AWAY		2- 2		2- 0		2- 0					
3- 0		0- 0		0- 0		NEUTRAL		1- 0		1- 0		1- 0					
8- 1		2- 0		0- 1		NON-CONFERENCE		3- 0		2- 0		1- 0					
2- 0		1- 0		0- 0		HOME		0- 0		1- 0		0- 0					
3- 1		1- 0		0- 1		AWAY		2- 0		0- 0		0- 0					
3- 0		0- 0		0- 0		NEUTRAL		1- 0		1- 0		1- 0					
13- 5		3- 3		0- 0		CONFERENCE		4- 2		4- 0		2- 0					
8- 1		2- 1		0- 0		HOME		4- 0		2- 0		0- 0					
5- 4		1- 2		0- 0		AWAY		0- 2		2- 0		2- 0					
0- 0		0- 0		0- 0		NEUTRAL		0- 0		0- 0		0- 0					
RPI	S	Opponent		Score		RPI	S	Opponent		Score		RPI	S	Opponent		Score	
1	A	Texas		3	1	26	A	Hawaii		2	3	53	N	Oregon		3	0
10	A	Texas A&M		2	3							56	A	Arkansas		2	3
10	H	Texas A&M		3	0							56	H	Arkansas		3	0
17	A	Missouri		2	3							72	A	Auburn		2	3
17	H	Missouri		3	0							72	H	Auburn		3	0
19	A	Kentucky		3	1							74	A	James Madison		3	0
19	H	Kentucky		1	3							77	A	American		3	1
22	H	Florida St.		3	1							87	H	Alabama		3	0
												89	H	Ole Miss		3	0
LAST 10 GAMES																	
						10	A	Texas A&M		2	3	142	H	Mississippi St.		3	0
						118	A	LSU		3	0	217	A	Georgia		3	0
						107	H	Tennessee		3	0	164	A	South Carolina		3	0
						87	H	Alabama		3	0	17	H	Missouri		3	0
						72	A	Auburn		2	3	56	H	Arkansas		3	0

Non-Div. I Games:

Florida

Average RPI Win:	101	WON-LOST RECORD	WINNING PCT. RANK	LAST 10 GAMES	STRENGTH OF SCHEDULE	OPP. STRENGTH OF SCHEDULE	TEAM RPI	ADJ RPI	CONF. RPI	ADJ CONF. RPI			
Average RPI Loss:	7												
DIV. I ONLY		26- 2	.92857	4	9- 1	65	10	6	.67759	6	3	3	
DIV. I NON-CONF.		10- 0	1	1	0- 0	238	32	36	.61428	38	2	2	
<hr/>													
TOTALS	RPI 1-25	RPI 26-50		W-L RECORDS		RPI 51-100		RPI 101-150		RPI 150+			
26- 2	4- 2	5- 0		OVERALL		6- 0		4- 0		7- 0			
14- 0	3- 0	2- 0		HOME		3- 0		1- 0		5- 0			
9- 2	1- 2	2- 0		AWAY		3- 0		2- 0		1- 0			
3- 0	0- 0	1- 0		NEUTRAL		0- 0		1- 0		1- 0			
<hr/>													
10- 0	0- 0	1- 0		NON-CONFERENCE		3- 0		1- 0		5- 0			
5- 0	0- 0	0- 0		HOME		1- 0		0- 0		4- 0			
2- 0	0- 0	0- 0		AWAY		2- 0		0- 0		0- 0			
3- 0	0- 0	1- 0		NEUTRAL		0- 0		1- 0		1- 0			
<hr/>													
16- 2	4- 2	4- 0		CONFERENCE		3- 0		3- 0		2- 0			
9- 0	3- 0	2- 0		HOME		2- 0		1- 0		1- 0			
7- 2	1- 2	2- 0		AWAY		1- 0		2- 0		1- 0			
0- 0	0- 0	0- 0		NEUTRAL		0- 0		0- 0		0- 0			
<hr/>													
RPI S	Opponent	Score	RPI S	Opponent	Score	RPI S	Opponent	Score	RPI S	Opponent	Score		
2 A	Southern California	1 3	33 A	Arizona St.	3 0	53 A	Oregon	3 1	102 N	Maryland	3 0		
2 H	Southern California	3 0	33 H	Arizona St.	3 0	53 H	Oregon	3 0	112 A	Washington St.	3 2		
12 A	Stanford	2 3	41 A	Arizona	3 0	59 A	Oklahoma	3 1	147 A	Oregon St.	3 0		
12 H	Stanford	3 1	41 H	Arizona	3 1	66 H	Colorado	3 0	147 H	Oregon St.	3 0		
13 A	UCLA	3 0	45 N	Boise St.	3 0	93 A	Gonzaga	3 0	184 A	California	3 0		
13 H	UCLA	3 1				99 H	Murray St.	3 0	184 H	California	3 0		
									187 H	St. Mary's (CA)	3 0		
									216 N	Portland St.	3 0		
									224 H	CSUN	3 0		
									224 H	CSUN	3 0		
									232 H	Buffalo	3 0		
<hr/>													
LAST 10 GAMES													
53 A Oregon						3	1	33 A Arizona St.				3	0
147 A Oregon St.						3	0	13 H UCLA				3	1
184 H California						3	0	2 H Southern California				3	0
12 H Stanford						3	1	184 A California				3	0
41 A Arizona						3	0	12 A Stanford				2	3

Non-Div. I Games:

Washington

Average RPI Win:	82	WON-LOST RECORD	WINNING PCT. RANK	LAST 10 GAMES	STRENGTH OF SCHEDULE	OPP. STRENGTH OF SCHEDULE	TEAM RPI	ADJ RPI	CONF. RPI	ADJ CONF. RPI		
DIV. I ONLY		24- 4	.85714	17	8- 2	31	2	8	.67751	7	1	1
DIV. I NON-CONF.		9- 1	.9	20	0- 0	49	9	11	.67149	9	1	1
<hr/>												
TOTALS	RPI 1-25	RPI 26-50		W-L RECORDS		RPI 51-100		RPI 101-150		RPI 150+		
24- 4	4- 4	5- 0		OVERALL		7- 0		5- 0		3- 0		
12- 2	0- 2	2- 0		HOME		3- 0		4- 0		3- 0		
11- 2	4- 2	3- 0		AWAY		3- 0		1- 0		0- 0		
1- 0	0- 0	0- 0		NEUTRAL		1- 0		0- 0		0- 0		
9- 1	2- 1	1- 0		NON-CONFERENCE		1- 0		3- 0		2- 0		
6- 0	0- 0	1- 0		HOME		0- 0		3- 0		2- 0		
2- 1	2- 1	0- 0		AWAY		0- 0		0- 0		0- 0		
1- 0	0- 0	0- 0		NEUTRAL		1- 0		0- 0		0- 0		
15- 3	2- 3	4- 0		CONFERENCE		6- 0		2- 0		1- 0		
6- 2	0- 2	1- 0		HOME		3- 0		1- 0		1- 0		
9- 1	2- 1	3- 0		AWAY		3- 0		1- 0		0- 0		
0- 0	0- 0	0- 0		NEUTRAL		0- 0		0- 0		0- 0		
RPI S	Opponent	Score		RPI S	Opponent	Score		RPI S	Opponent	Score		
1 A	Texas	2	3	30 A	Michigan	3	1	53 N	Oregon	3	2	
3 H	Minnesota	1	3	30 H	Michigan	3	1	58 A	Michigan St.	3	2	
4 H	Wisconsin	1	3	32 A	Purdue	3	0	58 H	Michigan St.	3	1	
9 A	Penn St.	3	2	42 A	Northwestern	3	0	76 A	Iowa	3	0	
11 A	Ohio St.	2	3	47 H	Pittsburgh	3	1	76 H	Iowa	3	0	
21 A	Creighton	3	0					97 A	Indiana	3	0	
23 A	Iowa St.	3	1					97 H	Indiana	3	0	
24 A	Illinois	3	0									
			</									

Non-Div. I Games:

Nebraska

Average RPI Win:	104	WON-LOST RECORD	WINNING PCT. RANK	LAST 10 GAMES	STRENGTH OF SCHEDULE	OPP. STRENGTH OF SCHEDULE	TEAM RPI	ADJ RPI	CONF. RPI	ADJ CONF. RPI		
Average RPI Loss:	1											
DIV. I ONLY		24- 2	.92308	5	8- 2	59	18	7	.67438	8	2	2
DIV. I NON-CONF.		12- 0	1	1	0- 0	104	71	17	.65351	19	3	3
<hr/>												
TOTALS	RPI 1-25	RPI 26-50		W-L RECORDS		RPI 51-100		RPI 101-150		RPI 150+		
24- 2	2- 2	8- 0		OVERALL		5- 0		2- 0		7- 0		
12- 1	1- 1	4- 0		HOME		3- 0		0- 0		4- 0		
8- 1	1- 1	3- 0		AWAY		2- 0		0- 0		2- 0		
4- 0	0- 0	1- 0		NEUTRAL		0- 0		2- 0		1- 0		
12- 0	0- 0	3- 0		NON-CONFERENCE		3- 0		2- 0		4- 0		
6- 0	0- 0	1- 0		HOME		2- 0		0- 0		3- 0		
2- 0	0- 0	1- 0		AWAY		1- 0		0- 0		0- 0		
4- 0	0- 0	1- 0		NEUTRAL		0- 0		2- 0		1- 0		
12- 2	2- 2	5- 0		CONFERENCE		2- 0		0- 0		3- 0		
6- 1	1- 1	3- 0		HOME		1- 0		0- 0		1- 0		
6- 1	1- 1	2- 0		AWAY		1- 0		0- 0		2- 0		
0- 0	0- 0	0- 0		NEUTRAL		0- 0		0- 0		0- 0		
RPI S	Opponent	Score	RPI S	Opponent	Score	RPI S	Opponent	Score	RPI S	Opponent	Score	
1 A	Texas	0 3	36 N	Marquette	3 0	56 A	Arkansas	3 1	122 N	Army West Point	3 0	
1 H	Texas	2 3	40 H	Missouri St.	3 0	59 A	Oklahoma	3 1	150 N	Northern Colo.	3 1	
23 A	Iowa St.	3 1	44 H	Kansas St.	3 1	59 H	Oklahoma	3 0	162 H	UMKC	3 0	
23 H	Iowa St.	3 0	46 A	TCU	3 0	85 H	Duke	3 0	170 A	Texas Tech	3 0	
			46 H	TCU	3 0	93 H	Gonzaga	3 1	178 A	West Virginia	3 0	
			48 A	Wyoming	3 0				178 H	West Virginia	3 0	
			49 A	Baylor	3 1				192 N	McNeese St.	3 0	
			49 H	Baylor	3 0				276 H	South Dakota St.	3 0	
									313 H	Western Ill.	3 0	
			LAST 10 GAMES									
			178 A	West Virginia	3 0	23 A	Iowa St.	3 1				
			46 H	TCU	3 0	1 A	Texas	0 3				
			1 H	Texas	2 3	59 H	Oklahoma	3 0				
			59 A	Oklahoma	3 1	49 A	Baylor	3 1				
			49 H	Baylor	3 0	23 H	Iowa St.	3 0				

Non-Div. I Games:

Kansas

Average RPI Win:	100	WON-LOST RECORD	WINNING PCT. RANK	LAST 10 GAMES	STRENGTH OF SCHEDULE	OPP. STRENGTH OF SCHEDULE	TEAM RPI	ADJ RPI	CONF. RPI	ADJ CONF. RPI				
DIV. I ONLY		21- 6	.77778	33	10- 0	16	22	10	.66698	10	5	5		
DIV. I NON-CONF.		7- 4	.63636	118	0- 0	26	15	34	.62272	32	4	4		
<hr/>														
TOTALS	RPI 1-25	RPI 26-50		W-L RECORDS		RPI 51-100		RPI 101-150		RPI 150+				
21- 6	5- 4	2- 0		OVERALL		5- 2		4- 0		5- 0				
12- 1	3- 0	2- 0		HOME		3- 1		2- 0		2- 0				
7- 4	1- 3	0- 0		AWAY		2- 1		2- 0		2- 0				
2- 1	1- 1	0- 0		NEUTRAL		0- 0		0- 0		1- 0				
7- 4	1- 3	2- 0		NON-CONFERENCE		1- 1		0- 0		3- 0				
4- 0	0- 0	2- 0		HOME		1- 0		0- 0		1- 0				
1- 3	0- 2	0- 0		AWAY		0- 1		0- 0		1- 0				
2- 1	1- 1	0- 0		NEUTRAL		0- 0		0- 0		1- 0				
14- 2	4- 1	0- 0		CONFERENCE		4- 1		4- 0		2- 0				
8- 1	3- 0	0- 0		HOME		2- 1		2- 0		1- 0				
6- 1	1- 1	0- 0		AWAY		2- 0		2- 0		1- 0				
0- 0	0- 0	0- 0		NEUTRAL		0- 0		0- 0		0- 0				
RPI	S	Opponent	Score		RPI	S	Opponent	Score		RPI	S	Opponent	Score	
3	N	Minnesota	3	2	31	H	Colorado St.	3	2	56	H	Arkansas	1	3
5	A	Florida	0	3	34	H	Wichita St.	3	0	64	H	New Mexico St.	3	2
5	H	Florida	3	2						72	A	Auburn	3	0
12	A	Stanford	0	3						76	A	Iowa	1	3
17	H	Missouri	3	0						87	H	Alabama	3	0
19	A	Kentucky	3	1						89	A	Ole Miss	3	2
19	H	Kentucky	3	0						89	H	Ole Miss	3	0
22	A	Florida St.	1	3										
23	N	Iowa St.	1	3										
					LAST 10 GAMES									
					5 H Florida					17 H Missouri				
					19 H Kentucky					107 A Tennessee				
					142 A Mississippi St.					19 A Kentucky				
					89 A Ole Miss					118 H LSU				
					217 H Georgia					142 H Mississippi St.				

Non-Div. I Games:

Texas A&M

Average RPI Win: 83		WON-LOST	WINNING	LAST 10	STRENGTH OF	OPP. STRENGTH	TEAM	ADJ	CONF.	ADJ CONF.					
Average RPI Loss: 33		RECORD	PCT. RANK	GAMES	SCHEDULE	OF SCHEDULE	RPI	RPI	RPI	RPI					
DIV. I ONLY		22- 8	.73333	48	4- 6	11	12	16	.66265	11	1	1			
DIV. I NON-CONF.		11- 1	.91667	12	0- 0	28	62	4	.68106	5	1	1			
<hr/>															
TOTALS		RPI 1-25	RPI 26-50		W-L RECORDS		RPI 51-100		RPI 101-150		RPI 150+				
22- 8		6- 4	4- 2		OVERALL		6- 1		1- 1		5- 0				
9- 3		5- 2	1- 1		HOME		3- 0		0- 0		0- 0				
7- 5		1- 2	2- 1		AWAY		2- 1		0- 1		2- 0				
6- 0		0- 0	1- 0		NEUTRAL		1- 0		1- 0		3- 0				
11- 1		2- 0	1- 1		NON-CONFERENCE		3- 0		1- 0		4- 0				
3- 0		2- 0	0- 0		HOME		1- 0		0- 0		0- 0				
2- 1		0- 0	0- 1		AWAY		1- 0		0- 0		1- 0				
6- 0		0- 0	1- 0		NEUTRAL		1- 0		1- 0		3- 0				
11- 7		4- 4	3- 1		CONFERENCE		3- 1		0- 1		1- 0				
6- 3		3- 2	1- 1		HOME		2- 0		0- 0		0- 0				
5- 4		1- 2	2- 0		AWAY		1- 1		0- 1		1- 0				
0- 0		0- 0	0- 0		NEUTRAL		0- 0		0- 0		0- 0				
RPI	S	Opponent	Score	RPI	S	Opponent	Score	RPI	S	Opponent	Score	RPI	S	Opponent	Score
3	H	Minnesota	2 3	30	A	Michigan	3 1	58	A	Michigan St.	0 3	102	A	Maryland	0 3
4	A	Wisconsin	0 3	30	H	Michigan	0 3	61	N	Syracuse	3 1	144	N	Butler	3 0
4	H	Wisconsin	3 2	32	H	Purdue	3 2	76	A	Iowa	3 1	158	N	Western Mich.	3 0
7	H	Nebraska	3 2	41	N	Arizona	3 1	76	H	Iowa	3 1	185	A	LIU Brooklyn	3 0
9	A	Penn St.	1 3	42	A	Northwestern	3 0	92	H	Northern Ill.	3 0	186	N	South Dakota	3 0
9	H	Penn St.	0 3	48	A	Wyoming	1 3	97	H	Indiana	3 1	203	A	Rutgers	3 0
22	H	Florida St.	3 2					98	A	Oakland	3 1	204	N	Eastern Ill.	3 0
22	H	Florida St.	3 1												
24	A	Illinois	3 1												
24	H	Illinois	3 1												
				LAST 10 GAMES											
4 A Wisconsin				0 3	102 A Maryland				0 3						
76 A Iowa				3 1	9 A Penn St.				1 3						
30 H Michigan				0 3	9 H Penn St.				0 3						
24 H Illinois				3 1	30 A Michigan				3 1						
203 A Rutgers				3 0	58 A Michigan St.				0 3						

Non-Div. I Games:

Ohio St.

Average RPI Win:	81	WON-LOST	WINNING	LAST 10	STRENGTH OF	OPP. STRENGTH	TEAM	ADJ	CONF.	ADJ CONF.		
Average RPI Loss:	23	RECORD	PCT. RANK	GAMES	SCHEDULE	OF SCHEDULE	RPI	RPI	RPI	RPI		
DIV. I ONLY		20- 6	.76923	38	9- 1	26	3	17	.65906	12	3	3
DIV. I NON-CONF.		6- 2	.75	60	0- 0	12	1	6	.68023	6	2	2
<hr/>												
TOTALS	RPI 1-25	RPI 26-50		W-L RECORDS		RPI 51-100		RPI 101-150		RPI 150+		
20- 6	4- 4	3- 1		OVERALL		5- 1		6- 0		2- 0		
12- 1	3- 1	2- 0		HOME		3- 0		3- 0		1- 0		
7- 5	0- 3	1- 1		AWAY		2- 1		3- 0		1- 0		
1- 0	1- 0	0- 0		NEUTRAL		0- 0		0- 0		0- 0		
<hr/>												
6- 2	3- 2	0- 0		NON-CONFERENCE		2- 0		0- 0		1- 0		
4- 0	2- 0	0- 0		HOME		1- 0		0- 0		1- 0		
1- 2	0- 2	0- 0		AWAY		1- 0		0- 0		0- 0		
1- 0	1- 0	0- 0		NEUTRAL		0- 0		0- 0		0- 0		
<hr/>												
14- 4	1- 2	3- 1		CONFERENCE		3- 1		6- 0		1- 0		
8- 1	1- 1	2- 0		HOME		2- 0		3- 0		0- 0		
6- 3	0- 1	1- 1		AWAY		1- 1		3- 0		1- 0		
0- 0	0- 0	0- 0		NEUTRAL		0- 0		0- 0		0- 0		
<hr/>												
RPI S	Opponent	Score		RPI S	Opponent	Score		RPI S	Opponent	Score		
2	H Southern California	2	3	33	A Arizona St.	1	3	53	A Oregon	3	0	
3	H Minnesota	3	0	33	H Arizona St.	3	0	53	H Oregon	3	1	
6	A Washington	1	3	41	A Arizona	3	2	60	H Pacific	3	0	
6	H Washington	3	2	41	H Arizona	3	1	66	A Colorado	1	3	
9	A Penn St.	0	3					66	H Colorado	3	1	
10	H Texas A&M	3	0					85	A Duke	3	2	
20	A North Carolina	0	3									
24	N Illinois	3	1									
<hr/>												
				LAST 10 GAMES								
				126 H Utah				53 A Oregon				
				66 H Colorado				41 H Arizona				
				112 A Washington St.				33 H Arizona St.				
				6 A Washington				112 H Washington St.				
				147 A Oregon St.				6 H Washington				

Non-Div. I Games:

Stanford

Average RPI Win:	89	WON-LOST RECORD	WINNING PCT. RANK	LAST 10 GAMES	STRENGTH OF SCHEDULE	OPP. STRENGTH OF SCHEDULE	TEAM RPI	ADJ RPI	CONF. RPI	ADJ CONF. RPI		
DIV. I ONLY		22- 6	.78571	31	7- 3	21	16	13	.65818	13	3	3
DIV. I NON-CONF.		9- 1	.9	20	0- 0	7	34	2	.71162	2	2	2
<hr/>												
TOTALS	RPI 1-25	RPI 26-50		W-L RECORDS		RPI 51-100		RPI 101-150		RPI 150+		
22- 6	0- 3	6- 2		OVERALL		7- 1		7- 0		2- 0		
7- 4	0- 2	2- 1		HOME		2- 1		3- 0		0- 0		
11- 2	0- 1	2- 1		AWAY		3- 0		4- 0		2- 0		
4- 0	0- 0	2- 0		NEUTRAL		2- 0		0- 0		0- 0		
<hr/>												
9- 1	0- 0	3- 1		NON-CONFERENCE		4- 0		1- 0		1- 0		
1- 1	0- 0	0- 1		HOME		1- 0		0- 0		0- 0		
4- 0	0- 0	1- 0		AWAY		1- 0		1- 0		1- 0		
4- 0	0- 0	2- 0		NEUTRAL		2- 0		0- 0		0- 0		
<hr/>												
13- 5	0- 3	3- 1		CONFERENCE		3- 1		6- 0		1- 0		
6- 3	0- 2	2- 0		HOME		1- 1		3- 0		0- 0		
7- 2	0- 1	1- 1		AWAY		2- 0		3- 0		1- 0		
0- 0	0- 0	0- 0		NEUTRAL		0- 0		0- 0		0- 0		
<hr/>												
RPI	S	Opponent	Score	RPI	S	Opponent	Score	RPI	S	Opponent	Score	
2	H	Southern California	0 3	26	A	Hawaii	3 1	53	A	Oregon	3 1	
6	A	Washington	1 3	27	N	SMU	3 0	53	H	Oregon	2 3	
6	H	Washington	0 3	28	N	San Diego	3 1	54	H	Virginia	3 0	
				29	H	Loyola Marymount	0 3	63	A	Long Beach St.	3 1	
				33	A	Arizona St.	3 2	66	A	Colorado	3 0	
				33	H	Arizona St.	3 0	66	H	Colorado	3 0	
				41	A	Arizona	2 3	76	N	Iowa	3 0	
				41	H	Arizona	3 0	77	N	American	3 0	
<hr/>												
				LAST 10 GAMES								
				41	A	Arizona	2 3	66	H	Colorado	3 0	
				33	A	Arizona St.	3 2	6	A	Washington	1 3	
				147	H	Oregon St.	3 1	112	A	Washington St.	3 1	
				53	H	Oregon	2 3	147	A	Oregon St.	3 2	
				126	H	Utah	3 1	53	A	Oregon	3 1	

Non-Div. I Games:

UCLA

Average RPI Win:		110	WON-LOST		WINNING		LAST 10		STRENGTH OF		OPP. STRENGTH		TEAM	ADJ		CONF.		ADJ CONF.																	
Average RPI Loss:		14	RECORD		PCT. RANK		GAMES		SCHEDULE		OF SCHEDULE		RPI	RPI		RPI		RPI																	
DIV. I ONLY			23- 5		.82143		22		9- 1		30		32		18		.65524		14		6		6												
DIV. I NON-CONF.			6- 4		.6		132		0- 0		8		7		24		.63949		23		6		6												
TOTALS		RPI 1-25		RPI 26-50				W-L RECORDS				RPI 51-100				RPI 101-150				RPI 150+															
23- 5		2- 5		4- 0				OVERALL				5- 0				5- 0				7- 0															
13- 2		0- 2		3- 0				HOME				3- 0				3- 0				4- 0															
8- 3		1- 3		1- 0				AWAY				2- 0				1- 0				3- 0															
2- 0		1- 0		0- 0				NEUTRAL				0- 0				1- 0				0- 0															
6- 4		1- 4		1- 0				NON-CONFERENCE				1- 0				3- 0				0- 0															
3- 2		0- 2		1- 0				HOME				0- 0				2- 0				0- 0															
1- 2		0- 2		0- 0				AWAY				1- 0				0- 0				0- 0															
2- 0		1- 0		0- 0				NEUTRAL				0- 0				1- 0				0- 0															
17- 1		1- 1		3- 0				CONFERENCE				4- 0				2- 0				7- 0															
10- 0		0- 0		2- 0				HOME				3- 0				1- 0				4- 0															
7- 1		1- 1		1- 0				AWAY				1- 0				1- 0				3- 0															
0- 0		0- 0		0- 0				NEUTRAL				0- 0				0- 0				0- 0															
RPI	S	Opponent		Score		RPI	S	Opponent		Score		RPI	S	Opponent		Score		RPI	S	Opponent		Score													
3	H	Minnesota		2	3	38	A	Miami (FL)		3	1	54	A	Virginia		3	0	110	A	Georgia Tech		3	0												
4	H	Wisconsin		1	3	38	H	Miami (FL)		3	1	61	H	Syracuse		3	1	110	H	Georgia Tech		3	0												
19	A	Kentucky		1	3	47	H	Pittsburgh		3	2	85	H	Duke		3	0	117	N	Miami (OH)		3	1												
20	A	North Carolina		1	3	50	H	Ohio		3	2	88	A	Cincinnati		3	1	126	H	Utah		3	0												
21	N	Creighton		3	2							95	H	Virginia Tech		3	0	133	H	Seton Hall		3	0												
22	A	Florida St.		3	2													151	A	North Carolina St.		3	0												
24	A	Illinois		0	3													169	H	Wake Forest		3	0												
																		172	H	Boston College		3	0												
																		206	A	Notre Dame		3	0												
																		206	H	Notre Dame		3	0												
																		211	A	Clemson		3	0												
																		211	H	Clemson		3	0												
LAST 10 GAMES																																			
110 H Georgia Tech						3						0						47 H Pittsburgh						3						2					
211 H Clemson						3						0						151 A North Carolina St.						3						0					
22 A Florida St.						3						2						20 A North Carolina						1						3					
38 A Miami (FL)						3						1						54 A Virginia						3						0					
95 H Virginia Tech						3						0						206 H Notre Dame						3						0					

Non-Div. I Games:

Louisville

Average RPI Win:		110	WON-LOST RECORD		WINNING PCT. RANK		LAST 10 GAMES		STRENGTH OF SCHEDULE		OPP. STRENGTH OF SCHEDULE		TEAM RPI		ADJ RPI		CONF. RPI		ADJ CONF. RPI				
DIV. I ONLY			25- 3		.89286	9	9- 1		70		31		14		.65459		15	4		4			
DIV. I NON-CONF.			10- 1		.90909	15	0- 0		169		27		37		.61621		37	5		5			
TOTALS		RPI 1-25		RPI 26-50		W-L RECORDS		RPI 51-100		RPI 101-150		RPI 150+											
25- 3		1- 1		5- 2		OVERALL		7- 0		7- 0		5- 0											
11- 0		0- 0		3- 0		HOME		3- 0		4- 0		1- 0											
10- 3		0- 1		1- 2		AWAY		4- 0		3- 0		2- 0											
4- 0		1- 0		1- 0		NEUTRAL		0- 0		0- 0		2- 0											
10- 1		1- 1		1- 0		NON-CONFERENCE		2- 0		3- 0		3- 0											
3- 0		0- 0		0- 0		HOME		1- 0		2- 0		0- 0											
3- 1		0- 1		0- 0		AWAY		1- 0		1- 0		1- 0											
4- 0		1- 0		1- 0		NEUTRAL		0- 0		0- 0		2- 0											
15- 2		0- 0		4- 2		CONFERENCE		5- 0		4- 0		2- 0											
8- 0		0- 0		3- 0		HOME		2- 0		2- 0		1- 0											
7- 2		0- 0		1- 2		AWAY		3- 0		2- 0		1- 0											
0- 0		0- 0		0- 0		NEUTRAL		0- 0		0- 0		0- 0											
RPI	S	Opponent		Score		RPI	S	Opponent		Score		RPI	S	Opponent		Score							
2	A	Southern California		0	3	28	A	San Diego		3	0	55	H	Idaho St.		3	2	104	A	Portland		3	1
20	N	North Carolina		3	1	28	H	San Diego		3	0	60	A	Pacific		3	2	104	H	Portland		3	0
						29	A	Loyola Marymount		2	3	60	H	Pacific		3	0	114	A	San Francisco		3	1
						29	H	Loyola Marymount		3	1	70	A	Saint Louis		3	0	114	H	San Francisco		3	0
						32	N	Purdue		3	0	73	A	Pepperdine		3	0	126	A	Utah		3	0
						37	A	Santa Clara		1	3	93	A	Gonzaga		3	2	147	H	Oregon St.		3	0
						37	H	Santa Clara		3	1	93	H	Gonzaga		3	0	147	H	Oregon St.		3	1
																		187	A	St. Mary's (CA)		3	0
																		187	H	St. Mary's (CA)		3	0
																		198	A	Utah Valley		3	0
																		308	N	Chicago St.		3	0
																		326	N	Ark.-Pine Bluff		3	0
						LAST 10 GAMES																	
						114	H	San Francisco		3	0	187	H	St. Mary's (CA)		3	0						
						37	H	Santa Clara		3	1	28	H	San Diego		3	0						
						93	A	Gonzaga		3	2	29	A	Loyola Marymount		2	3						
						104	A	Portland		3	1	73	A	Pepperdine		3	0						
						60	H	Pacific		3	0	104	H	Portland		3	0						

Non-Div. I Games:

BYU

Average RPI Win: 136		WON-LOST	WINNING	LAST 10	STRENGTH OF		OPP. STRENGTH	TEAM	ADJ	CONF.	ADJ CONF.
Average RPI Loss: 46		RECORD	PCT. RANK	GAMES	SCHEDULE		OF SCHEDULE	RPI	RPI	RPI	RPI
DIV. I ONLY		31-3	.91176	7	54		82	11	.65431	16	11
DIV. I NON-CONF.		13-2	.86667	25	33		36	13	.66659	13	12
TOTALS		RPI 1-25	RPI 26-50	W-L RECORDS	RPI 51-100		RPI 101-150		RPI 150+		
31-3	1-1		2-1	OVERALL	12-1		1-0		15-0		
12-1	0-0		1-1	HOME	4-0		1-0		6-0		
12-1	1-0		1-0	AWAY	4-1		0-0		6-0		
7-1	0-1		0-0	NEUTRAL	4-0		0-0		3-0		
13-2	1-1		2-1	NON-CONFERENCE	6-0		0-0		4-0		
3-1	0-0		1-1	HOME	1-0		0-0		1-0		
5-0	1-0		1-0	AWAY	2-0		0-0		1-0		
5-1	0-1		0-0	NEUTRAL	3-0		0-0		2-0		
18-1	0-0		0-0	CONFERENCE	6-1		1-0		11-0		
9-0	0-0		0-0	HOME	3-0		1-0		5-0		
7-1	0-0		0-0	AWAY	2-1		0-0		5-0		
2-0	0-0		0-0	NEUTRAL	1-0		0-0		1-0		
RPI S	Opponent	Score	RPI S	Opponent	Score	RPI S	Opponent	Score	RPI S	Opponent	Score
4 A	Wisconsin	3 1	39 A	Southern Ill.	3 1	51 A	Lipscomb	3 0	115 H	Southern Miss.	3 1
25 N	Dayton	0 3	40 H	Missouri St.	2 3	52 N	UNI	3 1	154 A	FIU	3 0
			42 H	Northwestern	3 0	67 H	UTSA	3 1	154 H	FIU	3 0
						67 H	UTSA	3 1	156 A	Marshall	3 1
						74 A	Rice	2 3	156 H	Marshall	3 0
						84 N	Col. of Charleston	3 0	156 N	Marshall	3 1
						86 A	North Texas	3 2	171 A	Belmont	3 0
						86 N	North Texas	3 0	199 N	Colgate	3 0
						87 N	Alabama	3 0	200 A	UTEP	3 0
						90 H	Furman	3 0	200 H	UTEP	3 0
						91 A	Fla. Atlantic	3 0	209 A	Charlotte	3 0
						91 H	Fla. Atlantic	3 0	235 A	Middle Tenn.	3 1
						92 A	Northern Ill.	3 2	247 H	Louisiana Tech	3 0
									269 N	UT Martin	3 0
									273 H	Austin Peay	3 0
									292 H	UAB	3 0
			LAST 10 GAMES								
			67 H	UTSA	3 1	91 A	Fla. Atlantic	3 0			
			86 N	North Texas	3 0	154 A	FIU	3 0			
			156 N	Marshall	3 1	200 A	UTEP	3 0			
			200 H	UTEP	3 0	74 A	Rice	2 3			
			156 H	Marshall	3 0	91 H	Fla. Atlantic	3 0			

Non-Div. I Games:

Western Ky.

Average RPI Win:	118	WON-LOST RECORD	WINNING PCT. RANK	LAST 10 GAMES	STRENGTH OF SCHEDULE	OPP. STRENGTH OF SCHEDULE	TEAM RPI	ADJ RPI	CONF. RPI	ADJ CONF. RPI		
DIV. I ONLY		25- 4	.86207	14	8- 2	43	44	15	.6535	17	5	5
DIV. I NON-CONF.		12- 1	.92308	10	0- 0	61	67	16	.65581	16	4	4
<hr/>												
TOTALS	RPI 1-25	RPI 26-50		W-L RECORDS		RPI 51-100		RPI 101-150		RPI 150+		
25- 4	3- 2	1- 0		OVERALL		8- 2		6- 0		7- 0		
9- 0	1- 0	0- 0		HOME		4- 0		3- 0		1- 0		
10- 4	1- 2	0- 0		AWAY		3- 2		3- 0		3- 0		
6- 0	1- 0	1- 0		NEUTRAL		1- 0		0- 0		3- 0		
<hr/>												
12- 1	1- 0	1- 0		NON-CONFERENCE		3- 1		2- 0		5- 0		
2- 0	0- 0	0- 0		HOME		1- 0		1- 0		0- 0		
4- 1	0- 0	0- 0		AWAY		1- 1		1- 0		2- 0		
6- 0	1- 0	1- 0		NEUTRAL		1- 0		0- 0		3- 0		
<hr/>												
13- 3	2- 2	0- 0		CONFERENCE		5- 1		4- 0		2- 0		
7- 0	1- 0	0- 0		HOME		3- 0		2- 0		1- 0		
6- 3	1- 2	0- 0		AWAY		2- 1		2- 0		1- 0		
0- 0	0- 0	0- 0		NEUTRAL		0- 0		0- 0		0- 0		
<hr/>												
RPI S	Opponent	Score	RPI S	Opponent	Score	RPI S	Opponent	Score	RPI S	Opponent	Score	
5 A	Florida	0 3	39 N	Southern Ill.	3 1	56 A	Arkansas	3 0	107 H	Tennessee	3 1	
5 H	Florida	3 2				70 A	Saint Louis	0 3	118 A	LSU	3 0	
10 A	Texas A&M	0 3				72 H	Auburn	3 2	125 H	North Dakota St.	3 2	
18 N	Arkansas St.	3 2				79 A	Appalachian St.	3 2	142 A	Mississippi St.	3 1	
19 A	Kentucky	3 2				86 H	North Texas	3 0	142 H	Mississippi St.	3 1	
						87 A	Alabama	2 3	144 A	Butler	3 1	
						87 H	Alabama	3 2	160 A	South Fla.	3 1	
						89 A	Ole Miss	3 1	167 N	Liberty	3 1	
						89 H	Ole Miss	3 1	209 N	Charlotte	3 1	
						94 N	FGCU	3 0	217 A	Georgia	3 0	
									217 H	Georgia	3 0	
									226 N	Youngstown St.	3 0	
									236 A	Winthrop	3 0	
<hr/>												
LAST 10 GAMES												
						10 A	Texas A&M	0 3				
						72 H	Auburn	3 2				
						87 H	Alabama	3 2				
						5 A	Florida	0 3				
						142 H	Mississippi St.	3 1				

Non-Div. I Games:

Missouri

Average RPI Win: 154		WON-LOST RECORD		WINNING PCT. RANK		LAST 10 GAMES		STRENGTH OF SCHEDULE		OPP. STRENGTH OF SCHEDULE		TEAM RPI		ADJ RPI		CONF. RPI		ADJ CONF. RPI	
DIV. I ONLY		28- 1		.96552 2		10- 0		83		108		12		.65004 18		14		15	
DIV. I NON-CONF.		9- 1		.9 20		0- 0		36		60		10		.66606 14		15		16	
TOTALS		RPI 1-25		RPI 26-50		W-L RECORDS		RPI 51-100		RPI 101-150		RPI 150+							
28- 1		0- 1		2- 0		OVERALL		5- 0		6- 0		15- 0							
8- 0		0- 0		0- 0		HOME		1- 0		3- 0		4- 0							
13- 0		0- 0		1- 0		AWAY		1- 0		2- 0		9- 0							
7- 1		0- 1		1- 0		NEUTRAL		3- 0		1- 0		2- 0							
9- 1		0- 1		2- 0		NON-CONFERENCE		2- 0		1- 0		4- 0							
0- 0		0- 0		0- 0		HOME		0- 0		0- 0		0- 0							
4- 0		0- 0		1- 0		AWAY		0- 0		1- 0		2- 0							
5- 1		0- 1		1- 0		NEUTRAL		2- 0		0- 0		2- 0							
19- 0		0- 0		0- 0		CONFERENCE		3- 0		5- 0		11- 0							
8- 0		0- 0		0- 0		HOME		1- 0		3- 0		4- 0							
9- 0		0- 0		0- 0		AWAY		1- 0		1- 0		7- 0							
2- 0		0- 0		0- 0		NEUTRAL		1- 0		1- 0		0- 0							
RPI S	Opponent		Score		RPI S	Opponent		Score		RPI S	Opponent		Score		RPI S	Opponent		Score	
17 N	Missouri		2 3		39 N	Southern Ill.		3 0		70 N	Saint Louis		3 0		105 H	Texas St.		3 2	
					40 A	Missouri St.		3 2		79 A	Appalachian St.		3 1		108 A	Tulsa		3 0	
										79 H	Appalachian St.		3 0		119 A	Little Rock		3 2	
										79 N	Appalachian St.		3 2		119 H	Little Rock		3 1	
										94 N	FGCU		3 1		119 N	Little Rock		3 0	
															121 H	Texas-Arlington		3 1	
															160 A	South Fla.		3 0	
															162 N	UMKC		3 0	
															163 A	South Ala.		3 0	
															163 H	South Ala.		3 0	
															166 N	Stephen F. Austin		3 0	
															175 A	Troy		3 2	
															175 H	Troy		3 0	
															223 A	Ga. Southern		3 0	
															223 A	Ga. Southern		3 0	
															223 H	Ga. Southern		3 0	
															249 A	La.-Monroe		3 0	
															249 H	La.-Monroe		3 0	
															263 A	Southeast Mo. St.		3 0	
															268 A	Georgia St.		3 0	
															290 A	La.-Lafayette		3 0	
					LAST 10 GAMES														
					79 N	Appalachian St.		3 2		268 A	Georgia St.		3 0						
					119 N	Little Rock		3 0		223 H	Ga. Southern		3 0						
					223 A	Ga. Southern		3 0		119 H	Little Rock		3 1						
					79 H	Appalachian St.		3 0		249 H	La.-Monroe		3 0						
					79 A	Appalachian St.		3 1		105 H	Texas St.		3 2						

Non-Div. I Games:

Arkansas St.

Average RPI Win:	93	WON-LOST RECORD	WINNING PCT. RANK	LAST 10 GAMES	STRENGTH OF SCHEDULE	OPP. STRENGTH OF SCHEDULE	TEAM RPI	ADJ RPI	CONF. RPI	ADJ CONF. RPI	
DIV. I ONLY		19- 9	.67857 68	6- 4	6	20	19	.64316 19	5	5	
DIV. I NON-CONF.		7- 5	.58333 137	0- 0	2	17	22	.64405 22	4	4	
<hr/>											
TOTALS	RPI 1-25	RPI 26-50		W-L RECORDS	RPI 51-100		RPI 101-150		RPI 150+		
19- 9	2- 7	0- 2		OVERALL	9- 0		6- 0		2- 0		
8- 4	1- 3	0- 1		HOME	3- 0		4- 0		0- 0		
10- 2	1- 1	0- 1		AWAY	5- 0		2- 0		2- 0		
1- 3	0- 3	0- 0		NEUTRAL	1- 0		0- 0		0- 0		
7- 5	1- 3	0- 2		NON-CONFERENCE	4- 0		2- 0		0- 0		
4- 1	1- 0	0- 1		HOME	1- 0		2- 0		0- 0		
2- 1	0- 0	0- 1		AWAY	2- 0		0- 0		0- 0		
1- 3	0- 3	0- 0		NEUTRAL	1- 0		0- 0		0- 0		
12- 4	1- 4	0- 0		CONFERENCE	5- 0		4- 0		2- 0		
4- 3	0- 3	0- 0		HOME	2- 0		2- 0		0- 0		
8- 1	1- 1	0- 0		AWAY	3- 0		2- 0		2- 0		
0- 0	0- 0	0- 0		NEUTRAL	0- 0		0- 0		0- 0		
RPI S	Opponent	Score	RPI S	Opponent	Score	RPI S	Opponent	Score	RPI S	Opponent	Score
2 N	Southern California	0 3	34 A	Wichita St.	2 3	52 A	UNI	3 1	107 A	Tennessee	3 0
5 A	Florida	3 1	50 H	Ohio	1 3	56 H	Arkansas	3 0	116 H	IUPUI	3 0
5 H	Florida	1 3				58 H	Michigan St.	3 2	118 A	LSU	3 0
10 A	Texas A&M	0 3				62 A	Xavier	3 1	118 H	LSU	3 1
10 H	Texas A&M	1 3				72 A	Auburn	3 2	119 H	Little Rock	3 0
14 H	Louisville	3 1				87 A	Alabama	3 0	142 H	Mississippi St.	3 0
17 H	Missouri	2 3				87 H	Alabama	3 1	164 A	South Carolina	3 0
21 N	Creighton	0 3				89 A	Ole Miss	3 0	217 A	Georgia	3 0
24 N	Illinois	0 3				92 N	Northern Ill.	3 0			
<hr/>											
LAST 10 GAMES											
118 A LSU					3 0						
10 A Texas A&M					0 3						
17 H Missouri					2 3						
107 A Tennessee					3 0						
217 A Georgia					3 0						
118 H LSU					3 1						
10 H Texas A&M					1 3						
89 A Ole Miss					3 0						
87 A Alabama					3 0						
5 H Florida					1 3						

Non-Div. I Games:

Kentucky

Average RPI Win:	109	WON-LOST	WINNING		LAST 10		STRENGTH OF		OPP. STRENGTH		TEAM	ADJ		CONF.	ADJ CONF.				
Average RPI Loss:	26	RECORD	PCT. RANK		GAMES	SCHEDULE		OF SCHEDULE		RPI	RPI	RPI	RPI						
DIV. I ONLY		19- 8	.7037	62	10- 0	13		36		20	.64139	20	6	6					
DIV. I NON-CONF.		3- 6	.33333	249	0- 0	4		3		63	.58496	58	6	6					
TOTALS		RPI 1-25		RPI 26-50		W-L RECORDS		RPI 51-100		RPI 101-150		RPI 150+							
19- 8		2- 5		3- 1		OVERALL		6- 2		1- 0		7- 0							
11- 3		2- 1		3- 0		HOME		3- 2		0- 0		3- 0							
7- 2		0- 1		0- 1		AWAY		3- 0		1- 0		3- 0							
1- 3		0- 3		0- 0		NEUTRAL		0- 0		0- 0		1- 0							
3- 6		1- 4		1- 0		NON-CONFERENCE		0- 2		0- 0		1- 0							
2- 2		1- 0		1- 0		HOME		0- 2		0- 0		0- 0							
0- 1		0- 1		0- 0		AWAY		0- 0		0- 0		0- 0							
1- 3		0- 3		0- 0		NEUTRAL		0- 0		0- 0		1- 0							
16- 2		1- 1		2- 1		CONFERENCE		6- 0		1- 0		6- 0							
9- 1		1- 1		2- 0		HOME		3- 0		0- 0		3- 0							
7- 1		0- 0		0- 1		AWAY		3- 0		1- 0		3- 0							
0- 0		0- 0		0- 0		NEUTRAL		0- 0		0- 0		0- 0							
RPI S	Opponent		Score		RPI S	Opponent		Score		RPI S	Opponent		Score		RPI S	Opponent		Score	
2 A	Southern California		1	3	30 H	Michigan		3	0	54 A	Virginia		3	0	110 A	Georgia Tech		3	1
3 N	Minnesota		0	3	38 H	Miami (FL)		3	0	54 H	Virginia		3	0	151 A	North Carolina St.		3	0
4 N	Wisconsin		0	3	47 A	Pittsburgh		0	3	57 H	UNCW		2	3	151 H	North Carolina St.		3	1
12 H	Stanford		3	0	47 H	Pittsburgh		3	0	58 H	Michigan St.		1	3	169 H	Wake Forest		3	0
14 H	Louisville		3	1						61 A	Syracuse		3	1	172 A	Boston College		3	2
15 N	BYU		1	3						85 H	Duke		3	0	206 H	Notre Dame		3	1
22 H	Florida St.		2	3						95 A	Virginia Tech		3	1	211 A	Clemson		3	0
										95 H	Virginia Tech		3	0	308 N	Chicago St.		3	0
LAST 10 GAMES																			
	54 A Virginia		3	0		61 A Syracuse		3	1		206 H Notre Dame		3	1		14 H Louisville		3	1
	151 H North Carolina St.		3	1		211 A Clemson		3	0		110 A Georgia Tech		3	1					
	95 H Virginia Tech		3	0															
	47 H Pittsburgh		3	0															
	172 A Boston College		3	2															

Non-Div. I Games:

North Carolina

Average RPI Win:	123	WON-LOST	WINNING	LAST 10	STRENGTH OF	OPP. STRENGTH	TEAM	ADJ	CONF.	ADJ CONF.				
Average RPI Loss:	26	RECORD	PCT. RANK	GAMES	SCHEDULE	OF SCHEDULE	RPI	RPI	RPI	RPI				
DIV. I ONLY		23- 8	.74194	44	9- 1	20	54	21	.64122	21	8	8		
DIV. I NON-CONF.		6- 7	.46154	185	0- 0	1	5	35	.62189	33	7	7		
<hr/>														
TOTALS	RPI 1-25	RPI 26-50		W-L RECORDS		RPI 51-100		RPI 101-150		RPI 150+				
23- 8	1- 5	4- 1		OVERALL		4- 2		8- 0		6- 0				
13- 3	0- 2	3- 0		HOME		3- 1		4- 0		3- 0				
8- 3	0- 1	1- 1		AWAY		1- 1		3- 0		3- 0				
2- 2	1- 2	0- 0		NEUTRAL		0- 0		1- 0		0- 0				
<hr/>														
6- 7	1- 5	1- 0		NON-CONFERENCE		2- 2		2- 0		0- 0				
4- 3	0- 2	1- 0		HOME		2- 1		1- 0		0- 0				
0- 2	0- 1	0- 0		AWAY		0- 1		0- 0		0- 0				
2- 2	1- 2	0- 0		NEUTRAL		0- 0		1- 0		0- 0				
<hr/>														
17- 1	0- 0	3- 1		CONFERENCE		2- 0		6- 0		6- 0				
9- 0	0- 0	2- 0		HOME		1- 0		3- 0		3- 0				
8- 1	0- 0	1- 1		AWAY		1- 0		3- 0		3- 0				
0- 0	0- 0	0- 0		NEUTRAL		0- 0		0- 0		0- 0				
<hr/>														
RPI	S	Opponent	Score		RPI	S	Opponent	Score		RPI	S	Opponent	Score	
2	N	Southern California	0	3	36	A	Marquette	3	0	51	H	Lipscomb	3	0
4	H	Wisconsin	0	3	36	H	Marquette	3	0	52	A	UNI	1	3
7	H	Nebraska	0	3	43	A	Villanova	2	3	56	H	Arkansas	3	0
14	N	Louisville	2	3	43	H	Villanova	3	1	60	H	Pacific	1	3
19	N	Kentucky	3	0	44	H	Kansas St.	3	2	62	A	Xavier	3	1
24	A	Illinois	0	3						62	H	Xavier	3	0
<hr/>														
LAST 10 GAMES														
222 A Georgetown					3	2	133 A Seton Hall					3	0	
144 H Butler					3	0	43 A Villanova					2	3	
62 H Xavier					3	0	124 H St. John's (NY)					3	0	
210 A DePaul					3	1	254 H Providence					3	0	
36 A Marquette					3	0	62 A Xavier					3	1	

Non-Div. I Games:

Creighton

Average RPI Win: 111		WON-LOST RECORD		WINNING PCT. RANK		LAST 10 GAMES		STRENGTH OF SCHEDULE		OPP. STRENGTH OF SCHEDULE		TEAM RPI		ADJ RPI		CONF. RPI		ADJ CONF. RPI	
DIV. I ONLY		22- 7		.75862 39		7- 3		33		28		22		.63648 22		6		6	
DIV. I NON-CONF.		7- 4		.63636 118		0- 0		14		6		25		.63828 24		6		6	
TOTALS		RPI 1-25		RPI 26-50		W-L RECORDS		RPI 51-100		RPI 101-150		RPI 150+							
22- 7		2- 4		2- 2		OVERALL		9- 1		1- 0		8- 0							
12- 1		1- 1		1- 0		HOME		5- 0		1- 0		4- 0							
7- 6		1- 3		0- 2		AWAY		2- 1		0- 0		4- 0							
3- 0		0- 0		1- 0		NEUTRAL		2- 0		0- 0		0- 0							
7- 4		1- 3		1- 0		NON-CONFERENCE		4- 1		0- 0		1- 0							
3- 0		1- 0		0- 0		HOME		2- 0		0- 0		0- 0							
1- 4		0- 3		0- 0		AWAY		0- 1		0- 0		1- 0							
3- 0		0- 0		1- 0		NEUTRAL		2- 0		0- 0		0- 0							
15- 3		1- 1		1- 2		CONFERENCE		5- 0		1- 0		7- 0							
9- 1		0- 1		1- 0		HOME		3- 0		1- 0		4- 0							
6- 2		1- 0		0- 2		AWAY		2- 0		0- 0		3- 0							
0- 0		0- 0		0- 0		NEUTRAL		0- 0		0- 0		0- 0							
RPI S	Opponent	Score		RPI S	Opponent	Score		RPI S	Opponent	Score		RPI S	Opponent	Score					
5 A	Florida	1	3	28 N	San Diego	3	0	54 H	Virginia	3	0	110 H	Georgia Tech	3	0				
10 H	Texas A&M	3	1	38 A	Miami (FL)	1	3	59 N	Oklahoma	3	1	151 A	North Carolina St.	3	1				
11 A	Ohio St.	2	3	38 H	Miami (FL)	3	2	61 H	Syracuse	3	0	169 A	Wake Forest	3	0				
11 A	Ohio St.	1	3	47 A	Pittsburgh	0	3	62 H	Xavier	3	0	169 H	Wake Forest	3	1				
14 H	Louisville	2	3					66 A	Colorado	2	3	172 H	Boston College	3	0				
20 A	North Carolina	3	2					81 H	Coastal Caro.	3	0	206 A	Notre Dame	3	0				
								85 A	Duke	3	2	206 H	Notre Dame	3	0				
								85 H	Duke	3	1	211 H	Clemson	3	0				
								92 N	Northern Ill.	3	0	285 A	Florida A&M	3	0				
								95 A	Virginia Tech	3	0								
LAST 10 GAMES																			
	85 H	Duke	3	1	38 A	Miami (FL)	1	3											
	169 H	Wake Forest	3	1	95 A	Virginia Tech	3	0											
	14 H	Louisville	2	3	47 A	Pittsburgh	0	3											
	206 H	Notre Dame	3	0	172 H	Boston College	3	0											
	54 H	Virginia	3	0	61 H	Syracuse	3	0											

Non-Div. I Games:

Florida St.

Average RPI Win:		97	WON-LOST RECORD		WINNING PCT. RANK		LAST 10 GAMES		STRENGTH OF SCHEDULE		OPP. STRENGTH OF SCHEDULE		TEAM RPI		ADJ RPI		CONF. RPI		ADJ CONF. RPI	
DIV. I ONLY			17- 9		.65385 90		7- 3		12		11		25		.63612 23		2		2	
DIV. I NON-CONF.			7- 4		.63636 118		0- 0		23		11		32		.62526 29		3		3	
TOTALS		RPI 1-25		RPI 26-50		W-L RECORDS		RPI 51-100		RPI 101-150		RPI 150+								
17- 9		2- 5		4- 2		OVERALL		4- 2		1- 0		6- 0								
8- 4		1- 3		2- 1		HOME		2- 0		1- 0		2- 0								
5- 5		0- 2		2- 1		AWAY		1- 2		0- 0		2- 0								
4- 0		1- 0		0- 0		NEUTRAL		1- 0		0- 0		2- 0								
7- 4		2- 1		0- 1		NON-CONFERENCE		2- 2		1- 0		2- 0								
3- 2		1- 1		0- 1		HOME		1- 0		1- 0		0- 0								
0- 2		0- 0		0- 0		AWAY		0- 2		0- 0		0- 0								
4- 0		1- 0		0- 0		NEUTRAL		1- 0		0- 0		2- 0								
10- 5		0- 4		4- 1		CONFERENCE		2- 0		0- 0		4- 0								
5- 2		0- 2		2- 0		HOME		1- 0		0- 0		2- 0								
5- 3		0- 2		2- 1		AWAY		1- 0		0- 0		2- 0								
0- 0		0- 0		0- 0		NEUTRAL		0- 0		0- 0		0- 0								
RPI	S	Opponent		Score		RPI	S	Opponent		Score		RPI	S	Opponent		Score				
1	A	Texas		0 3		36	H	Marquette		0 3		52	H	UNI		3 0				
1	H	Texas		0 3		44	A	Kansas St.		0 3		54	A	Virginia		2 3				
7	H	Nebraska		1 3		44	H	Kansas St.		3 0		59	A	Oklahoma		3 1				
8	A	Kansas		0 3		46	A	TCU		3 0		59	H	Oklahoma		3 1				
8	H	Kansas		1 3		46	H	TCU		3 1		76	A	Iowa		1 3				
10	N	Texas A&M		3 1		49	A	Baylor		3 0		79	N	Appalachian St.		3 2				
25	H	Dayton		3 1																
						LAST 10 GAMES														
						170 A Texas Tech 3 1						59 H Oklahoma 3 1								
						44 A Kansas St. 0 3						8 H Kansas 1 3								
						1 H Texas 0 3						49 A Baylor 3 0								
						178 A West Virginia 3 0						178 H West Virginia 3 0								
						46 A TCU 3 0						46 H TCU 3 1								

Non-Div. I Games:

Iowa St.

Average RPI Win:	103	WON-LOST RECORD	WINNING PCT. RANK	LAST 10 GAMES	STRENGTH OF SCHEDULE	OPP. STRENGTH OF SCHEDULE	TEAM RPI	ADJ RPI	CONF. RPI	ADJ CONF. RPI	
DIV. I ONLY		19- 10	.65517 86	7- 3	24	5	30	.63142 24	1	1	
DIV. I NON-CONF.		9- 2	.81818 40	0- 0	25	29	14	.669 10	1	1	
<hr/>											
TOTALS	RPI 1-25	RPI 26-50		W-L RECORDS	RPI 51-100		RPI 101-150		RPI 150+		
19- 10	3- 8	4- 2		OVERALL	5- 0		2- 0		5- 0		
9- 4	2- 4	2- 0		HOME	3- 0		1- 0		1- 0		
5- 5	0- 3	2- 2		AWAY	1- 0		1- 0		1- 0		
5- 1	1- 1	0- 0		NEUTRAL	1- 0		0- 0		3- 0		
9- 2	3- 1	1- 1		NON-CONFERENCE	1- 0		1- 0		3- 0		
3- 0	2- 0	0- 0		HOME	0- 0		1- 0		0- 0		
1- 1	0- 0	1- 1		AWAY	0- 0		0- 0		0- 0		
5- 1	1- 1	0- 0		NEUTRAL	1- 0		0- 0		3- 0		
10- 8	0- 7	3- 1		CONFERENCE	4- 0		1- 0		2- 0		
6- 4	0- 4	2- 0		HOME	3- 0		0- 0		1- 0		
4- 4	0- 3	1- 1		AWAY	1- 0		1- 0		1- 0		
0- 0	0- 0	0- 0		NEUTRAL	0- 0		0- 0		0- 0		
RPI S	Opponent	Score	RPI S	Opponent	Score	RPI S	Opponent	Score	RPI S	Opponent	Score
3 A	Minnesota	2 3	30 H	Michigan	3 0	58 H	Michigan St.	3 1	102 A	Maryland	3 0
4 A	Wisconsin	1 3	32 A	Purdue	2 3	66 N	Colorado	3 0	117 H	Miami (OH)	3 0
4 H	Wisconsin	2 3	33 A	Arizona St.	2 3	76 H	Iowa	3 0	155 N	UNLV	3 1
7 H	Nebraska	0 3	34 A	Wichita St.	3 0	97 A	Indiana	3 0	203 A	Rutgers	3 0
9 H	Penn St.	1 3	42 A	Northwestern	3 2	97 H	Indiana	3 0	203 H	Rutgers	3 0
11 A	Ohio St.	1 3	42 H	Northwestern	3 1				276 N	South Dakota St.	3 0
11 H	Ohio St.	1 3							302 N	Texas Southern	3 0
12 N	Stanford	1 3									
14 H	Louisville	3 0									
19 N	Kentucky	3 0									
21 H	Creighton	3 0									
			LAST 10 GAMES								
			97 H	Indiana	3 0	42 A	Northwestern	3 2			
			4 H	Wisconsin	2 3	30 H	Michigan	3 0			
			203 H	Rutgers	3 0	58 H	Michigan St.	3 1			
			11 A	Ohio St.	1 3	32 A	Purdue	2 3			
			42 H	Northwestern	3 1	97 A	Indiana	3 0			

Non-Div. I Games:

Illinois

Average RPI Win:		156	WON-LOST RECORD		WINNING PCT. RANK		LAST 10 GAMES		STRENGTH OF SCHEDULE		OPP. STRENGTH OF SCHEDULE		TEAM RPI		ADJ RPI		CONF. RPI		ADJ CONF. RPI				
DIV. I ONLY			25- 5		.83333 21		10- 0		51		107		23		.63084 25		17		17				
DIV. I NON-CONF.			9- 5		.64286 112		2- 0		42		57		46		.60131 43		18		18				
TOTALS		RPI 1-25		RPI 26-50		W-L RECORDS		RPI 51-100		RPI 101-150		RPI 150+											
25- 5		1- 1		0- 3		OVERALL		6- 0		6- 1		12- 0											
13- 1		0- 0		0- 1		HOME		3- 0		3- 0		7- 0											
8- 2		0- 1		0- 1		AWAY		2- 0		2- 0		4- 0											
4- 2		1- 0		0- 1		NEUTRAL		1- 0		1- 1		1- 0											
9- 5		1- 1		0- 3		NON-CONFERENCE		3- 0		1- 1		4- 0											
6- 1		0- 0		0- 1		HOME		2- 0		1- 0		3- 0											
1- 2		0- 1		0- 1		AWAY		1- 0		0- 0		0- 0											
2- 2		1- 0		0- 1		NEUTRAL		0- 0		0- 1		1- 0											
16- 0		0- 0		0- 0		CONFERENCE		3- 0		5- 0		8- 0											
7- 0		0- 0		0- 0		HOME		1- 0		2- 0		4- 0											
7- 0		0- 0		0- 0		AWAY		1- 0		2- 0		4- 0											
2- 0		0- 0		0- 0		NEUTRAL		1- 0		1- 0		0- 0											
RPI	S	Opponent		Score		RPI	S	Opponent		Score		RPI	S	Opponent		Score							
16	N	Western Ky.		3	0	36	N	Marquette		0	3	62	A	Xavier		3	2						
23	A	Iowa St.		1	3	39	A	Southern Ill.		1	3	65	H	Illinois St.		3	1						
						49	H	Baylor		2	3	69	H	Cleveland St.		3	0						
												70	A	Saint Louis		3	1						
												70	H	Saint Louis		3	1						
												70	N	Saint Louis		3	0						
														103 A Rhode Island		3	2						
														103 H Rhode Island		3	2						
														106 A George Washington		3	0						
														106 H George Washington		3	2						
														106 N George Washington		3	2						
														131 H Jacksonville		3	0						
														137 N North Dakota		2	3						
														177 A Duquesne		3	1						
														182 H VCU		3	1						
														195 H Eastern Mich.		3	0						
														204 H Eastern Ill.		3	1						
														227 A George Mason		3	0						
														227 H George Mason		3	0						
														239 H Eastern Ky.		3	0						
														244 H Davidson		3	0						
														269 N UT Martin		3	0						
														283 A Fordham		3	0						
														283 H Fordham		3	0						
														299 A La Salle		3	0						
LAST 10 GAMES						LAST 10 GAMES						LAST 10 GAMES											
70 N Saint Louis						3	0	283 A Fordham						3	0	103 A Rhode Island						3	2
106 N George Washington						3	2	103 A Rhode Island						3	2	239 H Eastern Ky.						3	0
70 A Saint Louis						3	1	70 H Saint Louis						3	1								
227 H George Mason						3	0	62 A Xavier						3	2								
106 H George Washington						3	2																

Non-Div. I Games:

Dayton

Average RPI Win:		152	WON-LOST RECORD		WINNING PCT. RANK		LAST 10 GAMES		STRENGTH OF SCHEDULE		OPP. STRENGTH OF SCHEDULE		TEAM RPI		ADJ RPI		CONF. RPI		ADJ CONF. RPI				
DIV. I ONLY			26- 1		.96296 3		10- 0		174		68		24		.62691 26		15		14				
DIV. I NON-CONF.			10- 1		.90909 15		0- 0		76		8		18		.65444 17		9		9				
TOTALS		RPI 1-25		RPI 26-50		W-L RECORDS		RPI 51-100		RPI 101-150		RPI 150+											
26- 1		1- 1		1- 0		OVERALL		6- 0		8- 0		10- 0											
18- 1		1- 1		1- 0		HOME		4- 0		6- 0		6- 0											
8- 0		0- 0		0- 0		AWAY		2- 0		2- 0		4- 0											
0- 0		0- 0		0- 0		NEUTRAL		0- 0		0- 0		0- 0											
10- 1		1- 1		1- 0		NON-CONFERENCE		2- 0		4- 0		2- 0											
10- 1		1- 1		1- 0		HOME		2- 0		4- 0		2- 0											
0- 0		0- 0		0- 0		AWAY		0- 0		0- 0		0- 0											
0- 0		0- 0		0- 0		NEUTRAL		0- 0		0- 0		0- 0											
16- 0		0- 0		0- 0		CONFERENCE		4- 0		4- 0		8- 0											
8- 0		0- 0		0- 0		HOME		2- 0		2- 0		4- 0											
8- 0		0- 0		0- 0		AWAY		2- 0		2- 0		4- 0											
0- 0		0- 0		0- 0		NEUTRAL		0- 0		0- 0		0- 0											
RPI	S	Opponent		Score		RPI	S	Opponent		Score		RPI	S	Opponent		Score							
5	H	Florida		3	2	34	H	Wichita St.		3	1	63	A	Long Beach St.		3	1	130	H	CSU Bakersfield		3	1
13	H	UCLA		1	3							63	H	Long Beach St.		3	2	130	H	CSU Bakersfield		3	0
												76	H	Iowa		3	1	138	A	UC Davis		3	1
												77	H	American		3	0	138	H	UC Davis		3	0
												100	A	Cal Poly		3	0	141	A	UC Irvine		3	0
												100	H	Cal Poly		3	0	141	H	UC Irvine		3	1
																		147	H	Oregon St.		3	0
																		148	H	San Diego St.		3	0
																		174	H	Idaho		3	0
																		193	H	Eastern Wash.		3	1
																		212	A	UC Santa Barbara		3	0
																		212	H	UC Santa Barbara		3	0
																		224	A	CSUN		3	0
																		224	H	CSUN		3	0
																		237	A	UC Riverside		3	0
																		237	H	UC Riverside		3	1
																		304	A	Cal St. Fullerton		3	0
																		304	H	Cal St. Fullerton		3	0
LAST 10 GAMES																							
						212	A	UC Santa Barbara		3	0	63	A	Long Beach St.		3	1						
						100	A	Cal Poly		3	0	304	H	Cal St. Fullerton		3	0						
						141	A	UC Irvine		3	0	237	H	UC Riverside		3	1						
						138	A	UC Davis		3	1	141	H	UC Irvine		3	1						
						224	A	CSUN		3	0	138	H	UC Davis		3	0						

Non-Div. I Games:

Hawaii

S
M
U

SMU		Through Games Of Though Nov. 22, 2015										
Average RPI Win:	143	WON-LOST RECORD	WINNING PCT. RANK	LAST 10 GAMES	STRENGTH OF SCHEDULE	OPP. STRENGTH OF SCHEDULE	TEAM RPI	ADJ RPI	CONF. RPI	ADJ CONF. RPI		
Average RPI Loss:	64											
DIV. I ONLY		26- 4	.86667 13	9- 1	96	77	26	.62633 27	9	9		
DIV. I NON-CONF.		10- 2	.83333 30	0- 0	119	20	38	.61734 36	11	11		
TOTALS		RPI 1-25	RPI 26-50		W-L RECORDS		RPI 51-100		RPI 101-150		RPI 150+	
26- 4	0- 1		3- 1		OVERALL		4- 1		10- 1		9- 0	
13- 1	0- 0		1- 1		HOME		3- 0		5- 0		4- 0	
10- 2	0- 0		0- 0		AWAY		1- 1		5- 1		4- 0	
3- 1	0- 1		2- 0		NEUTRAL		0- 0		0- 0		1- 0	
10- 2	0- 1		3- 1		NON-CONFERENCE		1- 0		2- 0		4- 0	
5- 1	0- 0		1- 1		HOME		1- 0		1- 0		2- 0	
2- 0	0- 0		0- 0		AWAY		0- 0		1- 0		1- 0	
3- 1	0- 1		2- 0		NEUTRAL		0- 0		0- 0		1- 0	
16- 2	0- 0		0- 0		CONFERENCE		3- 1		8- 1		5- 0	
8- 0	0- 0		0- 0		HOME		2- 0		4- 0		2- 0	
8- 2	0- 0		0- 0		AWAY		1- 1		4- 1		3- 0	
0- 0	0- 0		0- 0		NEUTRAL		0- 0		0- 0		0- 0	
RPI S	Opponent	Score	RPI S	Opponent	Score	RPI S	Opponent	Score	RPI S	Opponent	Score	
13 N	UCLA	0 3	28 N	San Diego	3 1	67 H	UTSA	3 1	105 H	Texas St.	3 0	
			37 N	Santa Clara	3 1	71 A	Temple	2 3	108 A	Tulsa	3 0	
			41 H	Arizona	1 3	71 H	Temple	3 0	108 H	Tulsa	3 1	
			46 H	TCU	3 2	88 A	Cincinnati	3 0	109 A	New Mexico	3 2	
						88 H	Cincinnati	3 0	127 A	UCF	3 2	
									129 A	UConn	3 0	
									129 H	UConn	3 0	
									132 A	Houston	0 3	
									132 H	Houston	3 1	
									134 A	Memphis	3 1	
									134 H	Memphis	3 0	
									160 A	South Fla.	3 1	
									200 H	UTEP	3 1	
									211 H	Clemson	3 0	
									212 A	UC Santa Barbara	3 1	
									233 A	Tulane	3 0	
									233 H	Tulane	3 0	
									266 A	East Carolina	3 0	
									266 H	East Carolina	3 0	
									304 N	Cal St. Fullerton	3 0	
			LAST 10 GAMES									
			71 A	Temple	2 3	134 A	Memphis	3 1				
			129 A	UConn	3 0	266 A	East Carolina	3 0				
			132 H	Houston	3 1	108 A	Tulsa	3 0				
			233 H	Tulane	3 0	134 H	Memphis	3 0				
			88 A	Cincinnati	3 0	88 H	Cincinnati	3 0				

S
M
U

Non-Div. I Games:

SMU

Average RPI Win:		100	WON-LOST		WINNING	LAST 10		STRENGTH OF		OPP. STRENGTH	TEAM	ADJ		CONF.	ADJ CONF.
Average RPI Loss:		50	RECORD		PCT. RANK	GAMES		SCHEDULE		OF SCHEDULE	RPI	RPI		RPI	RPI
DIV. I ONLY			21- 8		.72414	54		8- 2		32	25	28		.62597	28
DIV. I NON-CONF.			7- 5		.58333	137		1- 0		79	13	78		.57101	71
TOTALS		RPI 1-25		RPI 26-50		W-L RECORDS		RPI 51-100		RPI 101-150		RPI 150+			
21- 8		0- 4		4- 1		OVERALL		8- 1		5- 2		4- 0			
11- 1		0- 1		2- 0		HOME		3- 0		4- 0		2- 0			
9- 4		0- 1		2- 0		AWAY		4- 1		1- 2		2- 0			
1- 3		0- 2		0- 1		NEUTRAL		1- 0		0- 0		0- 0			
7- 5		0- 2		1- 1		NON-CONFERENCE		2- 1		2- 1		2- 0			
4- 0		0- 0		1- 0		HOME		0- 0		2- 0		1- 0			
2- 2		0- 0		0- 0		AWAY		1- 1		0- 1		1- 0			
1- 3		0- 2		0- 1		NEUTRAL		1- 0		0- 0		0- 0			
14- 3		0- 2		3- 0		CONFERENCE		6- 0		3- 1		2- 0			
7- 1		0- 1		1- 0		HOME		3- 0		2- 0		1- 0			
7- 2		0- 1		2- 0		AWAY		3- 0		1- 1		1- 0			
0- 0		0- 0		0- 0		NEUTRAL		0- 0		0- 0		0- 0			
RPI S	Opponent	Score		RPI S	Opponent	Score		RPI S	Opponent	Score		RPI S	Opponent	Score	
13 N	UCLA	1	3	27 N	SMU	1	3	59 N	Oklahoma	3	2	104 A	Portland	0	3
15 A	BYU	0	3	29 A	Loyola Marymount	3	0	60 A	Pacific	3	0	104 H	Portland	3	0
15 H	BYU	0	3	37 A	Santa Clara	3	1	60 H	Pacific	3	0	114 A	San Francisco	3	0
22 N	Florida St.	0	3	37 H	Santa Clara	3	2	63 A	Long Beach St.	2	3	114 H	San Francisco	3	0
				46 H	TCU	3	0	66 A	Colorado	3	1	141 A	UC Irvine	1	3
								73 A	Pepperdine	3	0	147 H	Oregon St.	3	1
								73 H	Pepperdine	3	2	148 H	San Diego St.	3	0
								93 A	Gonzaga	3	2	157 H	Dartmouth	3	0
								93 H	Gonzaga	3	1	187 A	St. Mary's (CA)	3	1
												187 H	St. Mary's (CA)	3	0
												212 A	UC Santa Barbara	3	0
				LAST 10 GAMES											
				37 H	Santa Clara	3	2	60 H	Pacific	3	0				
				114 H	San Francisco	3	0	15 A	BYU	0	3				
				104 A	Portland	0	3	73 A	Pepperdine	3	0				
				93 A	Gonzaga	3	2	29 A	Loyola Marymount	3	0				
				187 H	St. Mary's (CA)	3	0	148 H	San Diego St.	3	0				

Non-Div. I Games:

San Diego

Average RPI Win: 118		WON-LOST RECORD		WINNING PCT. RANK		LAST 10 GAMES		STRENGTH OF SCHEDULE		OPP. STRENGTH OF SCHEDULE		TEAM RPI		ADJ RPI		CONF. RPI		ADJ CONF. RPI	
DIV. I ONLY		21- 8		.72414 54		8- 2		28		53		27		.62559 29		4		4	
DIV. I NON-CONF.		9- 3		.75 60		0- 0		46		78		33		.61844 35		5		5	
TOTALS		RPI 1-25		RPI 26-50		W-L RECORDS		RPI 51-100		RPI 101-150		RPI 150+							
21- 8		2- 1		1- 3		OVERALL		6- 4		6- 0		6- 0							
10- 4		1- 0		1- 1		HOME		3- 3		4- 0		1- 0							
8- 4		1- 1		0- 2		AWAY		3- 1		2- 0		2- 0							
3- 0		0- 0		0- 0		NEUTRAL		0- 0		0- 0		3- 0							
9- 3		1- 0		0- 1		NON-CONFERENCE		2- 2		2- 0		4- 0							
4- 2		0- 0		0- 0		HOME		1- 2		2- 0		1- 0							
3- 1		1- 0		0- 1		AWAY		1- 0		0- 0		1- 0							
2- 0		0- 0		0- 0		NEUTRAL		0- 0		0- 0		2- 0							
12- 5		1- 1		1- 2		CONFERENCE		4- 2		4- 0		2- 0							
6- 2		1- 0		1- 1		HOME		2- 1		2- 0		0- 0							
5- 3		0- 1		0- 1		AWAY		2- 1		2- 0		1- 0							
1- 0		0- 0		0- 0		NEUTRAL		0- 0		0- 0		1- 0							
RPI S	Opponent	Score		RPI S	Opponent	Score		RPI S	Opponent	Score		RPI S	Opponent	Score					
13 A	UCLA	3	0	28 H	San Diego	0	3	54 H	Virginia	1	3	104 A	Portland	3	0				
15 A	BYU	1	3	35 A	Northern Ariz.	2	3	60 A	Pacific	3	0	104 H	Portland	3	0				
15 H	BYU	3	2	37 A	Santa Clara	0	3	60 H	Pacific	1	3	114 A	San Francisco	3	0				
				37 H	Santa Clara	3	2	63 H	Long Beach St.	2	3	114 H	San Francisco	3	0				
								73 A	Pepperdine	2	3	140 H	Central Ark.	3	0				
								73 H	Pepperdine	3	0	148 H	San Diego St.	3	0				
								93 A	Gonzaga	3	2	167 N	Liberty	3	0				
								93 H	Gonzaga	3	2	183 N	Houston Baptist	3	2				
								98 H	Oakland	3	0	187 A	St. Mary's (CA)	3	2				
								100 A	Cal Poly	3	1	187 N	St. Mary's (CA)	3	0				
												212 A	UC Santa Barbara	3	2				
												240 H	Stony Brook	3	0				
				LAST 10 GAMES															
				73 H	Pepperdine	3	0	60 A	Pacific	3	0								
				114 A	San Francisco	3	0	187 A	St. Mary's (CA)	3	2								
				37 A	Santa Clara	0	3	15 H	BYU	3	2								
				93 H	Gonzaga	3	2	28 H	San Diego	0	3								
				104 H	Portland	3	0	37 H	Santa Clara	3	2								

Non-Div. I Games:

Loyola Marymount

Average RPI Win:	92	WON-LOST RECORD		WINNING PCT. RANK		LAST 10 GAMES		STRENGTH OF SCHEDULE		OPP. STRENGTH OF SCHEDULE		TEAM RPI		ADJ RPI		CONF. RPI		ADJ CONF. RPI					
DIV. I ONLY		18- 11		.62069	98	3- 7		14		6		31		.62321	30	1		1					
DIV. I NON-CONF.		10- 1		.90909	15	0- 0		70		22		19		.65203	20	1		1					
<hr/>																							
TOTALS		RPI 1-25		RPI 26-50		W-L RECORDS		RPI 51-100		RPI 101-150		RPI 150+											
18- 11		2- 9		3- 1		OVERALL		6- 1		3- 0		4- 0											
10- 5		0- 4		1- 1		HOME		3- 0		2- 0		4- 0											
6- 6		2- 5		2- 0		AWAY		2- 1		0- 0		0- 0											
2- 0		0- 0		0- 0		NEUTRAL		1- 0		1- 0		0- 0											
10- 1		0- 1		2- 0		NON-CONFERENCE		3- 0		2- 0		3- 0											
6- 0		0- 0		1- 0		HOME		1- 0		1- 0		3- 0											
2- 1		0- 1		1- 0		AWAY		1- 0		0- 0		0- 0											
2- 0		0- 0		0- 0		NEUTRAL		1- 0		1- 0		0- 0											
8- 10		2- 8		1- 1		CONFERENCE		3- 1		1- 0		1- 0											
4- 5		0- 4		0- 1		HOME		2- 0		1- 0		1- 0											
4- 5		2- 4		1- 0		AWAY		1- 1		0- 0		0- 0											
0- 0		0- 0		0- 0		NEUTRAL		0- 0		0- 0		0- 0											
RPI	S	Opponent		Score		RPI	S	Opponent		Score		RPI	S	Opponent		Score		RPI	S	Opponent		Score	
3	A	Minnesota		1	3	32	H	Purdue		0	3	58	A	Michigan St.		0	3	102	H	Maryland		3	0
4	A	Wisconsin		0	3	42	A	Northwestern		3	0	58	H	Michigan St.		3	2	106	H	George Washington		3	1
4	H	Wisconsin		0	3	47	H	Pittsburgh		3	1	62	N	Xavier		3	1	118	N	LSU		3	1
7	A	Nebraska		1	3	50	A	Ohio		3	2	76	A	Iowa		3	2	158	H	Western Mich.		3	0
7	H	Nebraska		1	3							85	A	Duke		3	0	164	H	South Carolina		3	0
9	A	Penn St.		3	1							97	H	Indiana		3	1	178	H	West Virginia		3	0
9	H	Penn St.		2	3							98	H	Oakland		3	0	203	H	Rutgers		3	1
11	A	Ohio St.		3	0																		
11	H	Ohio St.		1	3																		
20	A	North Carolina		0	3																		
24	A	Illinois		0	3																		
<hr/>																							
LAST 10 GAMES																							
7	H	Nebraska		1	3	4	A	Wisconsin		0	3												
9	A	Penn St.		3	1	24	A	Illinois		0	3												
11	A	Ohio St.		3	0	42	A	Northwestern		3	0												
4	H	Wisconsin		0	3	11	H	Ohio St.		1	3												
3	A	Minnesota		1	3	9	H	Penn St.		2	3												

Non-Div. I Games:

Michigan

Average RPI Win:	160	WON-LOST RECORD	WINNING PCT. RANK	LAST 10 GAMES	STRENGTH OF SCHEDULE	OPP. STRENGTH OF SCHEDULE	TEAM RPI	ADJ RPI	CONF. RPI	ADJ CONF. RPI		
Average RPI Loss:	15											
DIV. I ONLY		24- 3	.88889	10	10- 0	123	69	29	.62301	31	10	10
DIV. I NON-CONF.		7- 3	.7	83	0- 0	71	19	43	.60147	42	10	10
<hr/>												
TOTALS	RPI 1-25	RPI 26-50		W-L RECORDS		RPI 51-100		RPI 101-150		RPI 150+		
24- 3	0- 2	4- 1		OVERALL		1- 0		6- 0		13- 0		
15- 1	0- 0	3- 1		HOME		1- 0		4- 0		7- 0		
8- 2	0- 2	1- 0		AWAY		0- 0		2- 0		5- 0		
1- 0	0- 0	0- 0		NEUTRAL		0- 0		0- 0		1- 0		
<hr/>												
7- 3	0- 2	1- 1		NON-CONFERENCE		1- 0		2- 0		3- 0		
6- 1	0- 0	1- 1		HOME		1- 0		2- 0		2- 0		
0- 2	0- 2	0- 0		AWAY		0- 0		0- 0		0- 0		
1- 0	0- 0	0- 0		NEUTRAL		0- 0		0- 0		1- 0		
<hr/>												
17- 0	0- 0	3- 0		CONFERENCE		0- 0		4- 0		10- 0		
9- 0	0- 0	2- 0		HOME		0- 0		2- 0		5- 0		
8- 0	0- 0	1- 0		AWAY		0- 0		2- 0		5- 0		
0- 0	0- 0	0- 0		NEUTRAL		0- 0		0- 0		0- 0		
<hr/>												
RPI S	Opponent	Score	RPI S	Opponent	Score	RPI S	Opponent	Score	RPI S	Opponent	Score	
1 A	Texas	0 3	33 H	Arizona St.	0 3	52 H	UNI	3 0	109 A	New Mexico	3 0	
10 A	Texas A&M	2 3	45 A	Boise St.	3 0				109 H	New Mexico	3 0	
			45 H	Boise St.	3 2				138 H	UC Davis	3 0	
			48 H	Wyoming	3 0				148 A	San Diego St.	3 0	
			49 H	Baylor	3 0				148 H	San Diego St.	3 0	
									150 H	Northern Colo.	3 0	
									155 A	UNLV	3 1	
									158 H	Western Mich.	3 0	
									176 A	Nevada	3 0	
									176 H	Nevada	3 0	
									201 H	Fresno St.	3 0	
									202 A	Air Force	3 1	
									202 H	Air Force	3 0	
									231 A	San Jose St.	3 1	
									231 H	San Jose St.	3 0	
									239 H	Eastern Ky.	3 0	
									261 A	Utah St.	3 0	
									261 H	Utah St.	3 0	
									297 N	Iona	3 0	
			LAST 10 GAMES									
			201 H	Fresno St.	3 0	176 H	Nevada	3 0				
			155 A	UNLV	3 1	148 H	San Diego St.	3 0				
			231 H	San Jose St.	3 0	261 A	Utah St.	3 0				
			109 A	New Mexico	3 0	45 A	Boise St.	3 0				
			202 A	Air Force	3 1	231 A	San Jose St.	3 1				

Non-Div. I Games:

Colorado St.

Average RPI Win: 122		WON-LOST	WINNING	LAST 10	STRENGTH OF		OPP. STRENGTH	TEAM	ADJ		CONF.	ADJ CONF.
Average RPI Loss: 12		RECORD	PCT. RANK	GAMES	SCHEDULE		OF SCHEDULE	RPI	RPI		RPI	RPI
DIV. I ONLY		22- 7	.75862	39	74		15	32	.62289		32	1
DIV. I NON-CONF.		9- 2	.81818	40	127		118	49	.59285		50	1
TOTALS		RPI 1-25	RPI 26-50		W-L RECORDS		RPI 51-100		RPI 101-150		RPI 150+	
22- 7		2- 6	4- 1		OVERALL		5- 0		3- 0		8- 0	
13- 1		2- 1	2- 0		HOME		2- 0		1- 0		6- 0	
8- 4		0- 4	2- 0		AWAY		3- 0		2- 0		1- 0	
1- 2		0- 1	0- 1		NEUTRAL		0- 0		0- 0		1- 0	
9- 2		0- 1	1- 1		NON-CONFERENCE		1- 0		1- 0		6- 0	
6- 0		0- 0	1- 0		HOME		0- 0		0- 0		5- 0	
2- 0		0- 0	0- 0		AWAY		1- 0		1- 0		0- 0	
1- 2		0- 1	0- 1		NEUTRAL		0- 0		0- 0		1- 0	
13- 5		2- 5	3- 0		CONFERENCE		4- 0		2- 0		2- 0	
7- 1		2- 1	1- 0		HOME		2- 0		1- 0		1- 0	
6- 4		0- 4	2- 0		AWAY		2- 0		1- 0		1- 0	
0- 0		0- 0	0- 0		NEUTRAL		0- 0		0- 0		0- 0	
RPI S	Opponent	Score	RPI S	Opponent	Score	RPI S	Opponent	Score	RPI S	Opponent	Score	
3 A	Minnesota	1 3	30 A	Michigan	3 0	58 A	Michigan St.	3 1	102 A	Maryland	3 1	
3 H	Minnesota	3 2	38 N	Miami (FL)	2 3	70 A	Saint Louis	3 1	102 H	Maryland	3 1	
4 A	Wisconsin	1 3	42 A	Northwestern	3 1	76 H	Iowa	3 2	118 A	LSU	3 0	
7 H	Nebraska	0 3	42 H	Northwestern	3 0	97 A	Indiana	3 0	182 H	VCU	3 0	
9 A	Penn St.	0 3	50 H	Ohio	3 0	97 H	Indiana	3 0	186 H	South Dakota	3 0	
11 A	Ohio St.	2 3							191 H	Ball St.	3 0	
15 N	BYU	0 3							203 A	Rutgers	3 1	
24 H	Illinois	3 2							203 H	Rutgers	3 0	
									206 H	Notre Dame	3 1	
									273 H	Austin Peay	3 0	
									326 N	Ark.-Pine Bluff	3 0	
LAST 10 GAMES												
	3 H Minnesota	3 2		7 H Nebraska	0 3							
	203 A Rutgers	3 1		3 A Minnesota	1 3							
	42 A Northwestern	3 1		4 A Wisconsin	1 3							
	102 A Maryland	3 1		24 H Illinois	3 2							
	76 H Iowa	3 2		42 H Northwestern	3 0							

Non-Div. I Games:

Purdue

Average RPI Win:		121	WON-LOST RECORD		WINNING PCT. RANK		LAST 10 GAMES		STRENGTH OF SCHEDULE		OPP. STRENGTH OF SCHEDULE		TEAM RPI		ADJ RPI		CONF. RPI		ADJ CONF. RPI				
DIV. I ONLY			19- 10		.65517 86		4- 6		23		40		35		.61517 33		3		3				
DIV. I NON-CONF.			11- 0		1 1		0- 0		55		119		7		.67382 8		2		2				
TOTALS		RPI 1-25		RPI 26-50		W-L RECORDS		RPI 51-100		RPI 101-150		RPI 150+											
19- 10		2- 7		3- 0		OVERALL		3- 1		5- 1		6- 1											
12- 3		2- 3		2- 0		HOME		2- 0		3- 0		3- 0											
4- 7		0- 4		1- 0		AWAY		0- 1		2- 1		1- 1											
3- 0		0- 0		0- 0		NEUTRAL		1- 0		0- 0		2- 0											
11- 0		1- 0		2- 0		NON-CONFERENCE		2- 0		1- 0		5- 0											
5- 0		1- 0		1- 0		HOME		1- 0		0- 0		2- 0											
3- 0		0- 0		1- 0		AWAY		0- 0		1- 0		1- 0											
3- 0		0- 0		0- 0		NEUTRAL		1- 0		0- 0		2- 0											
8- 10		1- 7		1- 0		CONFERENCE		1- 1		4- 1		1- 1											
7- 3		1- 3		1- 0		HOME		1- 0		3- 0		1- 0											
1- 7		0- 4		0- 0		AWAY		0- 1		1- 1		0- 1											
0- 0		0- 0		0- 0		NEUTRAL		0- 0		0- 0		0- 0											
RPI	S	Opponent		Score		RPI	S	Opponent		Score		RPI	S	Opponent		Score							
2	A	Southern California		1	3	31	A	Colorado St.		3	0	64	N	New Mexico St.		3	2	112	A	Washington St.	0	3	
2	H	Southern California		2	3	35	H	Northern Ariz.		3	1	66	A	Colorado		2	3	112	H	Washington St.	3	1	
6	A	Washington		0	3	41	H	Arizona		3	1	66	H	Colorado		3	1	126	A	Utah	3	0	
6	H	Washington		0	3							93	H	Gonzaga		3	1	126	H	Utah	3	0	
12	A	Stanford		0	3													147	H	Oregon St.	3	0	
12	H	Stanford		3	1													150	A	Northern Colo.	3	0	
13	A	UCLA		0	3													155	H	UNLV	3	0	
13	H	UCLA		2	3													158	N	Western Mich.	3	0	
24	H	Illinois		3	2													184	A	California	1	3	
																		184	H	California	3	0	
																		202	A	Air Force	3	0	
																		270	N	Northeastern	3	0	
																		302	H	Texas Southern	3	0	
LAST 10 GAMES																							
		2 H Southern California		2	3			6 H Washington				0	3										
		13 H UCLA		2	3			184 A California				1	3										
		126 A Utah		3	0			12 A Stanford				0	3										
		66 A Colorado		2	3			66 H Colorado				3	1										
		112 H Washington St.		3	1			126 H Utah				3	0										

Non-Div. I Games:

Arizona St.

Average RPI Win: 145		WON-LOST RECORD		WINNING PCT. RANK		LAST 10 GAMES		STRENGTH OF SCHEDULE		OPP. STRENGTH OF SCHEDULE		TEAM RPI		ADJ RPI		CONF. RPI		ADJ CONF. RPI	
DIV. I ONLY		24- 8		.75 43		8- 2		50		76		34		.61421 34		7		7	
DIV. I NON-CONF.		9- 5		.64286 112		0- 0		43		44		45		.60074 44		8		8	
TOTALS		RPI 1-25		RPI 26-50		W-L RECORDS		RPI 51-100		RPI 101-150		RPI 150+							
24- 8		1- 2		2- 4		OVERALL		5- 1		7- 1		9- 0							
11- 3		1- 1		0- 2		HOME		3- 0		3- 0		4- 0							
9- 3		0- 1		2- 2		AWAY		2- 0		2- 0		3- 0							
4- 2		0- 0		0- 0		NEUTRAL		0- 1		2- 1		2- 0							
9- 5		1- 2		1- 1		NON-CONFERENCE		1- 1		3- 1		3- 0							
4- 1		1- 1		0- 0		HOME		1- 0		1- 0		1- 0							
1- 2		0- 1		1- 1		AWAY		0- 0		0- 0		0- 0							
4- 2		0- 0		0- 0		NEUTRAL		0- 1		2- 1		2- 0							
15- 3		0- 0		1- 3		CONFERENCE		4- 0		4- 0		6- 0							
7- 2		0- 0		0- 2		HOME		2- 0		2- 0		3- 0							
8- 1		0- 0		1- 1		AWAY		2- 0		2- 0		3- 0							
0- 0		0- 0		0- 0		NEUTRAL		0- 0		0- 0		0- 0							
RPI	S	Opponent		Score		RPI	S	Opponent		Score		RPI	S	Opponent		Score			
10	A	Texas A&M		0	3	26	A	Hawaii		1	3	52	A	UNI		3	0		
19	H	Kentucky		3	2	36	A	Marquette		3	2	52	H	UNI		3	0		
24	H	Illinois		0	3	39	A	Southern Ill.		2	3	64	N	New Mexico St.		2	3		
						39	H	Southern Ill.		0	3	65	A	Illinois St.		3	2		
						40	A	Missouri St.		3	0	65	H	Illinois St.		3	1		
						40	H	Missouri St.		1	3	92	H	Northern Ill.		3	1		

Non-Div. I Games:

Wichita St.

Average RPI Win: 173		WON-LOST	WINNING	LAST 10	STRENGTH OF		OPP. STRENGTH	TEAM	ADJ		CONF.	ADJ CONF.
Average RPI Loss: 71		RECORD	PCT. RANK	GAMES	SCHEDULE		OF SCHEDULE	RPI	RPI		RPI	RPI
DIV. I ONLY		28- 4	.875	12	110		139	33	.61252		35	18
DIV. I NON-CONF.		10- 3	.76923	50	126		104	58	.5841		60	15
TOTALS		RPI 1-25	RPI 26-50		W-L RECORDS		RPI 51-100		RPI 101-150		RPI 150+	
28- 4		0- 0	2- 1		OVERALL		6- 3		2- 0		18- 0	
14- 0		0- 0	1- 0		HOME		4- 0		2- 0		7- 0	
8- 4		0- 0	0- 1		AWAY		1- 3		0- 0		7- 0	
6- 0		0- 0	1- 0		NEUTRAL		1- 0		0- 0		4- 0	
10- 3		0- 0	2- 1		NON-CONFERENCE		1- 2		0- 0		7- 0	
3- 0		0- 0	1- 0		HOME		0- 0		0- 0		2- 0	
1- 3		0- 0	0- 1		AWAY		0- 2		0- 0		1- 0	
6- 0		0- 0	1- 0		NEUTRAL		1- 0		0- 0		4- 0	
18- 1		0- 0	0- 0		CONFERENCE		5- 1		2- 0		11- 0	
11- 0		0- 0	0- 0		HOME		4- 0		2- 0		5- 0	
7- 1		0- 0	0- 0		AWAY		1- 1		0- 0		6- 0	
0- 0		0- 0	0- 0		NEUTRAL		0- 0		0- 0		0- 0	
RPI S	Opponent	Score	RPI S	Opponent	Score	RPI S	Opponent	Score	RPI S	Opponent	Score	
			29 H	Loyola Marymount	3 2	55 A	Idaho St.	3 0	137 H	North Dakota	3 0	
			33 A	Arizona St.	1 3	55 H	Idaho St.	3 1	150 H	Northern Colo.	3 2	
			45 N	Boise St.	3 1	55 H	Idaho St.	3 0	152 N	Lehigh	3 0	
						74 A	James Madison	2 3	167 H	Liberty	3 0	
						80 A	Sacramento St.	1 3	174 H	Idaho	3 1	
						80 H	Sacramento St.	3 0	183 H	Houston Baptist	3 0	
						80 H	Sacramento St.	3 1	189 A	Southern Utah	3 0	
						95 N	Virginia Tech	3 2	189 H	Southern Utah	3 0	
						97 A	Indiana	2 3	189 H	Southern Utah	3 1	
									193 A	Eastern Wash.	3 0	
									216 A	Portland St.	3 1	
									216 H	Portland St.	3 1	
									237 N	UC Riverside	3 1	
									256 N	Bowling Green	3 0	
									259 A	Montana	3 0	
									274 A	Weber St.	3 1	
									274 H	Weber St.	3 1	
									279 A	Grand Canyon	3 0	
									303 A	Montana St.	3 0	
									314 N	St. Francis Brooklyn	3 0	
			LAST 10 GAMES									
			55 H	Idaho St.	3 0	189 H	Southern Utah	3 1				
			80 H	Sacramento St.	3 0	193 A	Eastern Wash.	3 0				
			189 H	Southern Utah	3 0	274 A	Weber St.	3 1				
			216 H	Portland St.	3 1	55 A	Idaho St.	3 0				
			80 H	Sacramento St.	3 1	150 H	Northern Colo.	3 2				

Non-Div. I Games:

Northern Ariz.

Average RPI Win:	137	WON-LOST RECORD	WINNING PCT. RANK	LAST 10 GAMES	STRENGTH OF SCHEDULE	OPP. STRENGTH OF SCHEDULE	TEAM RPI	ADJ RPI	CONF. RPI	ADJ CONF. RPI		
DIV. I ONLY		21- 8	.72414	54	6- 4	62	48	36	.60656	37	4	4
DIV. I NON-CONF.		9- 3	.75	60	0- 0	145	88	70	.57069	74	5	5
<hr/>												
TOTALS	RPI 1-25	RPI 26-50		W-L RECORDS		RPI 51-100		RPI 101-150		RPI 150+		
21- 8	1- 2	1- 4		OVERALL		8- 0		3- 2		8- 0		
11- 1	1- 0	1- 1		HOME		3- 0		2- 0		4- 0		
6- 6	0- 2	0- 2		AWAY		4- 0		1- 2		1- 0		
4- 1	0- 0	0- 1		NEUTRAL		1- 0		0- 0		3- 0		
<hr/>												
9- 3	0- 1	0- 1		NON-CONFERENCE		3- 0		0- 1		6- 0		
3- 0	0- 0	0- 0		HOME		0- 0		0- 0		3- 0		
2- 2	0- 1	0- 0		AWAY		2- 0		0- 1		0- 0		
4- 1	0- 0	0- 1		NEUTRAL		1- 0		0- 0		3- 0		
<hr/>												
12- 5	1- 1	1- 3		CONFERENCE		5- 0		3- 1		2- 0		
8- 1	1- 0	1- 1		HOME		3- 0		2- 0		1- 0		
4- 4	0- 1	0- 2		AWAY		2- 0		1- 1		1- 0		
0- 0	0- 0	0- 0		NEUTRAL		0- 0		0- 0		0- 0		
<hr/>												
RPI S	Opponent	Score		RPI S	Opponent	Score		RPI S	Opponent	Score		
1 A	Texas	0	3	27 N	SMU	1	3	60 H	Pacific	3	2	
15 A	BYU	1	3	28 A	San Diego	2	3	67 A	UTSA	3	1	
15 H	BYU	3	1	28 H	San Diego	1	3	73 A	Pepperdine	3	0	
				29 A	Loyola Marymount	2	3	73 H	Pepperdine	3	0	
				29 H	Loyola Marymount	3	0	80 A	Sacramento St.	3	1	
								93 A	Gonzaga	3	1	
								93 H	Gonzaga	3	1	
								96 N	Kent St.	3	0	

Non-Div. I Games:

Santa Clara

Average RPI Win:	123	WON-LOST RECORD	WINNING PCT. RANK	LAST 10 GAMES	STRENGTH OF SCHEDULE	OPP. STRENGTH OF SCHEDULE	TEAM RPI	ADJ RPI	CONF. RPI	ADJ CONF. RPI		
DIV. I ONLY		19- 9	.67857	68	7- 3	42	46	38	.60593	38	6	6
DIV. I NON-CONF.		7- 3	.7	83	0- 0	59	51	42	.6038	41	6	6
<hr/>												
TOTALS	RPI 1-25	RPI 26-50		W-L RECORDS		RPI 51-100		RPI 101-150		RPI 150+		
19- 9	1- 4	2- 3		OVERALL		5- 1		3- 0		8- 1		
13- 2	1- 1	1- 0		HOME		3- 1		2- 0		6- 0		
5- 5	0- 3	0- 2		AWAY		2- 0		1- 0		2- 0		
1- 2	0- 0	1- 1		NEUTRAL		0- 0		0- 0		0- 1		
<hr/>												
7- 3	0- 0	2- 2		NON-CONFERENCE		1- 0		2- 0		2- 1		
5- 0	0- 0	1- 0		HOME		1- 0		1- 0		2- 0		
1- 1	0- 0	0- 1		AWAY		0- 0		1- 0		0- 0		
1- 2	0- 0	1- 1		NEUTRAL		0- 0		0- 0		0- 1		
<hr/>												
12- 6	1- 4	0- 1		CONFERENCE		4- 1		1- 0		6- 0		
8- 2	1- 1	0- 0		HOME		2- 1		1- 0		4- 0		
4- 4	0- 3	0- 1		AWAY		2- 0		0- 0		2- 0		
0- 0	0- 0	0- 0		NEUTRAL		0- 0		0- 0		0- 0		
<hr/>												
RPI S	Opponent	Score	RPI S	Opponent	Score	RPI S	Opponent	Score	RPI S	Opponent	Score	
14 A	Louisville	1 3	32 N	Purdue	3 2	54 H	Virginia	3 0	110 H	Georgia Tech	3 1	
14 H	Louisville	1 3	36 N	Marquette	2 3	61 H	Syracuse	3 0	118 A	LSU	3 1	
20 A	North Carolina	0 3	40 A	Missouri St.	2 3	65 H	Illinois St.	3 0	127 H	UCF	3 1	
22 A	Florida St.	2 3	44 H	Kansas St.	3 2	85 A	Duke	3 2	151 A	North Carolina St.	3 2	
22 H	Florida St.	3 1	47 A	Pittsburgh	0 3	85 H	Duke	0 3	153 H	Seattle	3 0	
						95 A	Virginia Tech	3 2	169 A	Wake Forest	3 1	
						169 H Wake Forest 3 0						
						172 H Boston College 3 0						
						180 N Oral Roberts 1 3						
						206 H Notre Dame 3 1						
						211 H Clemson 3 0						
						285 H Florida A&M 3 0						
<hr/>												
LAST 10 GAMES												
169 H Wake Forest 3 0						22 H Florida St. 3 1						
85 H Duke 0 3						47 A Pittsburgh 0 3						
206 H Notre Dame 3 1						95 A Virginia Tech 3 2						
14 H Louisville 1 3						61 H Syracuse 3 0						
54 H Virginia 3 0						172 H Boston College 3 0						

Non-Div. I Games:

Miami (FL)

Average RPI Win:	158	WON-LOST	WINNING	LAST 10	STRENGTH OF	OPP. STRENGTH	TEAM	ADJ	CONF.	ADJ CONF.			
Average RPI Loss:	56	RECORD	PCT. RANK	GAMES	SCHEDULE	OF SCHEDULE	RPI	RPI	RPI	RPI			
DIV. I ONLY		23- 8	.74194	44	9- 1	72	78	37	.60514	39	7	7	
DIV. I NON-CONF.		9- 4	.69231	85	0- 0	66	59	50	.59414	49	8	8	
<hr/>													
TOTALS	RPI 1-25	RPI 26-50		W-L RECORDS		RPI 51-100		RPI 101-150		RPI 150+			
23- 8	1- 3	3- 1		OVERALL		2- 2		6- 2		11- 0			
11- 2	1- 1	2- 0		HOME		2- 0		1- 1		5- 0			
8- 4	0- 0	1- 1		AWAY		0- 2		4- 1		3- 0			
4- 2	0- 2	0- 0		NEUTRAL		0- 0		1- 0		3- 0			
<hr/>													
9- 4	1- 3	0- 0		NON-CONFERENCE		0- 0		3- 1		5- 0			
3- 1	1- 1	0- 0		HOME		0- 0		0- 0		2- 0			
2- 1	0- 0	0- 0		AWAY		0- 0		2- 1		0- 0			
4- 2	0- 2	0- 0		NEUTRAL		0- 0		1- 0		3- 0			
<hr/>													
14- 4	0- 0	3- 1		CONFERENCE		2- 2		3- 1		6- 0			
8- 1	0- 0	2- 0		HOME		2- 0		1- 1		3- 0			
6- 3	0- 0	1- 1		AWAY		0- 2		2- 0		3- 0			
0- 0	0- 0	0- 0		NEUTRAL		0- 0		0- 0		0- 0			
<hr/>													
RPI	S	Opponent	Score	RPI	S	Opponent	Score	RPI	S	Opponent	Score		
16	H	Western Ky.	1 3	34	A	Wichita St.	3 0	52	A	UNI	1 3		
17	N	Missouri	1 3	34	H	Wichita St.	3 2	52	H	UNI	3 1		
18	N	Arkansas St.	0 3	40	A	Missouri St.	0 3	65	A	Illinois St.	2 3		
25	H	Dayton	3 1	40	H	Missouri St.	3 2	65	H	Illinois St.	3 0		
								108	A	Tulsa	3 1		
								113	A	Loyola Chicago	3 2		
								113	H	Loyola Chicago	1 3		
								127	A	UCF	2 3		
								144	A	Butler	3 2		
								146	A	Indiana St.	3 1		
								146	H	Indiana St.	3 1		
								150	N	Northern Colo.	3 1		
								166	N	Stephen F. Austin	3 2		
								179	N	Delaware	3 2		
207	A	Drake	3 0										
207	H	Drake	3 0										
226	N	Youngstown St.	3 2										
260	A	Evansville	3 1										
260	H	Evansville	3 0										
263	H	Southeast Mo. St.	3 0										
269	H	UT Martin	3 0										
275	A	Bradley	3 1										
275	H	Bradley	3 1										
LAST 10 GAMES													
40 A Missouri St.				0 3	34 H Wichita St.				3 2				
34 A Wichita St.				3 0	275 A Bradley				3 1				
146 H Indiana St.				3 1	113 A Loyola Chicago				3 2				
65 H Illinois St.				3 0	52 H UNI				3 1				
260 H Evansville				3 0	207 H Drake				3 0				

Non-Div. I Games:

Southern Ill.

Average RPI Win:		155	WON-LOST		WINNING		LAST 10		STRENGTH OF		OPP. STRENGTH		TEAM		ADJ		CONF.		ADJ CONF.	
Average RPI Loss:		45	RECORD		PCT. RANK		GAMES		SCHEDULE		OF SCHEDULE		RPI		RPI		RPI		RPI	
DIV. I ONLY			22- 9		.70968 60		7- 2		60		70		41		.60255 40		7		7	
DIV. I NON-CONF.			9- 4		.69231 85		0- 0		47		37		40		.60888 39		8		8	
TOTALS		RPI 1-25		RPI 26-50		W-L RECORDS		RPI 51-100		RPI 101-150		RPI 150+								
22- 9		1- 2		3- 4		OVERALL		3- 2		3- 1		12- 0								
9- 4		0- 1		2- 2		HOME		2- 0		1- 1		4- 0								
9- 4		1- 1		1- 1		AWAY		0- 2		2- 0		5- 0								
4- 1		0- 0		0- 1		NEUTRAL		1- 0		0- 0		3- 0								
9- 4		1- 2		1- 2		NON-CONFERENCE		1- 0		0- 0		6- 0								
2- 2		0- 1		1- 1		HOME		0- 0		0- 0		1- 0								
3- 1		1- 1		0- 0		AWAY		0- 0		0- 0		2- 0								
4- 1		0- 0		0- 1		NEUTRAL		1- 0		0- 0		3- 0								
13- 5		0- 0		2- 2		CONFERENCE		2- 2		3- 1		6- 0								
7- 2		0- 0		1- 1		HOME		2- 0		1- 1		3- 0								
6- 3		0- 0		1- 1		AWAY		0- 2		2- 0		3- 0								
0- 0		0- 0		0- 0		NEUTRAL		0- 0		0- 0		0- 0								
RPI S	Opponent		Score		RPI S	Opponent		Score		RPI S	Opponent		Score		RPI S	Opponent		Score		
8 A	Kansas		0	3	34 A	Wichita St.		3	1	52 A	UNI		2	3	113 A	Loyola Chicago		3	2	
16 A	Western Ky.		3	2	34 H	Wichita St.		0	3	52 H	UNI		3	1	113 H	Loyola Chicago		1	3	
18 H	Arkansas St.		2	3	36 H	Marquette		1	3	65 A	Illinois St.		0	3	146 A	Indiana St.		3	2	
					38 H	Miami (FL)		3	2	65 H	Illinois St.		3	0	146 H	Indiana St.		3	2	
					39 A	Southern Ill.		2	3	90 N	Furman		3	0	158 N	Western Mich.		3	2	
					39 H	Southern Ill.		3	0						162 N	UMKC		3	2	
					42 N	Northwestern		2	3						173 A	Milwaukee		3	0	
															180 H	Oral Roberts		3	1	
															207 A	Drake		3	0	
															207 H	Drake		3	0	
															235 A	Middle Tenn.		3	0	
															260 A	Evansville		3	0	
															260 H	Evansville		3	0	
															275 A	Bradley		3	0	
															275 H	Bradley		3	0	
															276 N	South Dakota St.		3	0	
					LAST 10 GAMES															
					260 H	Evansville		3	0	52 H	UNI		3	1						
					39 H	Southern Ill.		3	0	260 A	Evansville		3	0						
					113 A	Loyola Chicago		3	2	34 H	Wichita St.		0	3						
					275 A	Bradley		3	0	65 A	Illinois St.		0	3						
					207 H	Drake		3	0	146 A	Indiana St.		3	2						

Non-Div. I Games:

Missouri St.

Average RPI Win:		98	WON-LOST RECORD		WINNING PCT. RANK	LAST 10 GAMES		STRENGTH OF SCHEDULE		OPP. STRENGTH OF SCHEDULE	TEAM RPI	ADJ RPI	CONF. RPI	ADJ CONF. RPI
Average RPI Loss:		29	14- 15		.48276 175	2- 8		3		14	48	.59917 42	1	1
DIV. I ONLY			8- 3		.72727 72	0- 0		5		80	12	.66684 12	1	1
DIV. I NON-CONF.														
TOTALS		RPI 1-25	RPI 26-50		W-L RECORDS		RPI 51-100		RPI 101-150		RPI 150+			
14- 15		1- 8	1- 4		OVERALL		6- 3		3- 0		3- 0			
5- 6		1- 4	0- 2		HOME		3- 0		0- 0		1- 0			
4- 8		0- 4	0- 2		AWAY		1- 2		2- 0		1- 0			
5- 1		0- 0	1- 0		NEUTRAL		2- 1		1- 0		1- 0			
8- 3		0- 1	1- 1		NON-CONFERENCE		3- 1		2- 0		2- 0			
2- 0		0- 0	0- 0		HOME		1- 0		0- 0		1- 0			
1- 2		0- 1	0- 1		AWAY		0- 0		1- 0		0- 0			
5- 1		0- 0	1- 0		NEUTRAL		2- 1		1- 0		1- 0			
6- 12		1- 7	0- 3		CONFERENCE		3- 2		1- 0		1- 0			
3- 6		1- 4	0- 2		HOME		2- 0		0- 0		0- 0			
3- 6		0- 3	0- 1		AWAY		1- 2		1- 0		1- 0			
0- 0		0- 0	0- 0		NEUTRAL		0- 0		0- 0		0- 0			
RPI S	Opponent	Score	RPI S	Opponent	Score	RPI S	Opponent	Score	RPI S	Opponent	Score	RPI S	Opponent	Score
3 A	Minnesota	0 3	30 H	Michigan	0 3	51 H	Lipscomb	3 1	102 A	Maryland	3 0			
3 H	Minnesota	1 3	32 A	Purdue	0 3	55 N	Idaho St.	0 3	113 A	Loyola Chicago	3 0			
4 A	Wisconsin	0 3	32 H	Purdue	1 3	58 A	Michigan St.	1 3	143 N	New Hampshire	3 0			
7 H	Nebraska	0 3	40 N	Missouri St.	3 2	58 H	Michigan St.	3 1	169 N	Wake Forest	3 0			
9 H	Penn St.	3 2	45 A	Boise St.	0 3	68 N	A&M-Corpus Christi	3 1	173 H	Milwaukee	3 0			
11 H	Ohio St.	0 3				76 A	Iowa	3 0	203 A	Rutgers	3 0			
16 A	Western Ky.	0 3				76 H	Iowa	3 1						
24 A	Illinois	1 3				90 N	Furman	3 0						
24 H	Illinois	2 3				97 A	Indiana	0 3						
LAST 10 GAMES														
76 A	Iowa	3 0	24 H	Illinois	2 3									
58 A	Michigan St.	1 3	58 H	Michigan St.	3 1									
32 H	Purdue	1 3	30 H	Michigan	0 3									
3 H	Minnesota	1 3	97 A	Indiana	0 3									
24 A	Illinois	1 3	32 A	Purdue	0 3									

Non-Div. I Games:

Northwestern

Average RPI Win:		169	WON-LOST RECORD		WINNING PCT. RANK		LAST 10 GAMES		STRENGTH OF SCHEDULE		OPP. STRENGTH OF SCHEDULE		TEAM RPI		ADJ RPI		CONF. RPI		ADJ CONF. RPI				
DIV. I ONLY			24- 7		.77419 35		7- 3		90		116		43		.59888 43		8		8				
DIV. I NON-CONF.			10- 3		.76923 50		0- 0		67		194		41		.5986 45		7		7				
TOTALS		RPI 1-25		RPI 26-50				W-L RECORDS				RPI 51-100				RPI 101-150				RPI 150+			
24- 7		1- 2		1- 1				OVERALL				3- 2				5- 2				14- 0			
12- 0		1- 0		1- 0				HOME				2- 0				3- 0				5- 0			
8- 6		0- 2		0- 1				AWAY				1- 2				2- 1				5- 0			
4- 1		0- 0		0- 0				NEUTRAL				0- 0				0- 1				4- 0			
10- 3		0- 1		0- 0				NON-CONFERENCE				2- 1				0- 1				8- 0			
3- 0		0- 0		0- 0				HOME				1- 0				0- 0				2- 0			
3- 2		0- 1		0- 0				AWAY				1- 1				0- 0				2- 0			
4- 1		0- 0		0- 0				NEUTRAL				0- 0				0- 1				4- 0			
14- 4		1- 1		1- 1				CONFERENCE				1- 1				5- 1				6- 0			
9- 0		1- 0		1- 0				HOME				1- 0				3- 0				3- 0			
5- 4		0- 1		0- 1				AWAY				0- 1				2- 1				3- 0			
0- 0		0- 0		0- 0				NEUTRAL				0- 0				0- 0				0- 0			
RPI	S	Opponent		Score		RPI	S	Opponent		Score		RPI	S	Opponent		Score		RPI	S	Opponent		Score	
9	A	Penn St.		0	3	36	A	Marquette		1	3	62	A	Xavier		2	3	121	N	Texas-Arlington		1	3
21	A	Creighton		1	3	36	H	Marquette		3	0	62	H	Xavier		3	1	124	A	St. John's (NY)		3	0
21	H	Creighton		3	2							71	A	Temple		3	1	124	H	St. John's (NY)		3	0
												74	H	James Madison		3	1	133	A	Seton Hall		3	0
												83	A	Denver		1	3	133	H	Seton Hall		3	0
																		144	A	Butler		1	3
																		144	H	Butler		3	2
																		152	A	Lehigh		3	0
																		197	A	Penn		3	0
																		202	N	Air Force		3	1
																		208	H	Siena		3	0
																		210	A	DePaul		3	2
																		210	H	DePaul		3	0
																		222	A	Georgetown		3	0
																		222	H	Georgetown		3	0
																		230	H	Howard		3	0
																		232	N	Buffalo		3	0
																		240	N	Stony Brook		3	1
																		254	A	Providence		3	1
																		254	H	Providence		3	0
																		299	N	La Salle		3	0
LAST 10 GAMES						LAST 10 GAMES						LAST 10 GAMES						LAST 10 GAMES					
124 H St. John's (NY)						3 0						222 H Georgetown						3 0					
254 H Providence						3 0						21 H Creighton						3 2					
133 H Seton Hall						3 0						36 A Marquette						1 3					
62 A Xavier						2 3						210 A DePaul						3 2					
144 A Butler						1 3						133 A Seton Hall						3 0					

Non-Div. I Games:

Villanova

Average RPI Win: 139		WON-LOST	WINNING	LAST 10	STRENGTH OF		OPP. STRENGTH	TEAM	ADJ		CONF.	ADJ CONF.
Average RPI Loss: 22		RECORD	PCT. RANK	GAMES	SCHEDULE		OF SCHEDULE	RPI	RPI		RPI	RPI
DIV. I ONLY		17- 9	.65385	90	49		25	44	.59884		44	2
DIV. I NON-CONF.		8- 4	.66667	99	87		69	66	.57488		66	3
TOTALS		RPI 1-25	RPI 26-50		W-L RECORDS		RPI 51-100		RPI 101-150		RPI 150+	
17- 9		1- 6	2- 2		OVERALL		3- 1		0- 0		11- 0	
9- 1		1- 1	2- 0		HOME		1- 0		0- 0		5- 0	
4- 6		0- 4	0- 2		AWAY		1- 0		0- 0		3- 0	
4- 2		0- 1	0- 0		NEUTRAL		1- 1		0- 0		3- 0	
8- 4		0- 2	0- 1		NON-CONFERENCE		1- 1		0- 0		7- 0	
3- 0		0- 0	0- 0		HOME		0- 0		0- 0		3- 0	
1- 2		0- 1	0- 1		AWAY		0- 0		0- 0		1- 0	
4- 2		0- 1	0- 0		NEUTRAL		1- 1		0- 0		3- 0	
9- 5		1- 4	2- 1		CONFERENCE		2- 0		0- 0		4- 0	
6- 1		1- 1	2- 0		HOME		1- 0		0- 0		2- 0	
3- 4		0- 3	0- 1		AWAY		1- 0		0- 0		2- 0	
0- 0		0- 0	0- 0		NEUTRAL		0- 0		0- 0		0- 0	
RPI S	Opponent	Score	RPI S	Opponent	Score	RPI S	Opponent	Score	RPI S	Opponent	Score	
1 A	Texas	1 3	38 A	Miami (FL)	2 3	56 N	Arkansas	2 3	153 N	Seattle	3 0	
1 H	Texas	0 3	46 A	TCU	2 3	59 A	Oklahoma	3 0	155 H	UNLV	3 0	
4 N	Wisconsin	1 3	46 H	TCU	3 1	59 H	Oklahoma	3 2	168 H	Green Bay	3 0	
8 A	Kansas	1 3	49 H	Baylor	3 0	65 N	Illinois St.	3 2	170 A	Texas Tech	3 0	
21 A	Creighton	2 3							170 H	Texas Tech	3 0	
23 A	Iowa St.	0 3							178 A	West Virginia	3 0	
23 H	Iowa St.	3 0							178 H	West Virginia	3 0	
									182 N	VCU	3 1	
									184 H	California	3 1	
									235 A	Middle Tenn.	3 0	
									285 N	Florida A&M	3 0	
LAST 10 GAMES												
1 A	Texas	1 3	178 A	West Virginia	3 0							
23 H	Iowa St.	3 0	170 A	Texas Tech	3 0							
59 H	Oklahoma	3 2	1 H	Texas	0 3							
170 H	Texas Tech	3 0	59 A	Oklahoma	3 0							
46 H	TCU	3 1	178 H	West Virginia	3 0							

Non-Div. I Games:

Kansas St.

Average RPI Win: 169		WON-LOST	WINNING	LAST 10	STRENGTH OF		OPP. STRENGTH	TEAM	ADJ		CONF.	ADJ CONF.
Average RPI Loss: 43		RECORD	PCT. RANK	GAMES	SCHEDULE		OF SCHEDULE	RPI	RPI		RPI	RPI
DIV. I ONLY		22- 7	.75862	39	9- 1		79	103	40		.59867	45
DIV. I NON-CONF.		8- 4	.66667	99	0- 0		58	73	52		.58941	52
TOTALS		RPI 1-25	RPI 26-50		W-L RECORDS		RPI 51-100		RPI 101-150		RPI 150+	
22- 7		0- 1	2- 4		OVERALL		2- 2		4- 0		14- 0	
9- 2		0- 0	2- 1		HOME		1- 1		2- 0		4- 0	
9- 3		0- 0	0- 2		AWAY		1- 1		1- 0		7- 0	
4- 2		0- 1	0- 1		NEUTRAL		0- 0		1- 0		3- 0	
8- 4		0- 1	1- 1		NON-CONFERENCE		2- 2		1- 0		4- 0	
2- 1		0- 0	1- 0		HOME		1- 1		0- 0		0- 0	
2- 1		0- 0	0- 0		AWAY		1- 1		0- 0		1- 0	
4- 2		0- 1	0- 1		NEUTRAL		0- 0		1- 0		3- 0	
14- 3		0- 0	1- 3		CONFERENCE		0- 0		3- 0		10- 0	
7- 1		0- 0	1- 1		HOME		0- 0		2- 0		4- 0	
7- 2		0- 0	0- 2		AWAY		0- 0		1- 0		6- 0	
0- 0		0- 0	0- 0		NEUTRAL		0- 0		0- 0		0- 0	
RPI S	Opponent	Score	RPI S	Opponent	Score	RPI S	Opponent	Score	RPI S	Opponent	Score	
6 N	Washington	0 3	31 A	Colorado St.	2 3	55 H	Idaho St.	1 3	109 H	New Mexico	3 1	
			31 H	Colorado St.	0 3	68 H	A&M-Corpus Christi	3 0	132 N	Houston	3 0	
			35 N	Northern Ariz.	1 3	86 A	North Texas	3 2	148 A	San Diego St.	3 2	
			42 H	Northwestern	3 0	93 A	Gonzaga	1 3	148 H	San Diego St.	3 0	
			48 A	Wyoming	0 3				155 A	UNLV	3 0	
			48 H	Wyoming	3 1				155 H	UNLV	3 1	
									176 A	Nevada	3 1	
									176 H	Nevada	3 0	
									201 A	Fresno St.	3 2	
									201 H	Fresno St.	3 2	
									202 A	Air Force	3 1	
									216 N	Portland St.	3 0	
									225 N	Abilene Christian	3 0	
									231 A	San Jose St.	3 0	
									231 H	San Jose St.	3 0	
									237 N	UC Riverside	3 1	
									261 A	Utah St.	3 0	
									279 A	Grand Canyon	3 0	
			LAST 10 GAMES									
			109 H	New Mexico	3 1	155 A	UNLV	3 0				
			202 A	Air Force	3 1	201 A	Fresno St.	3 2				
			176 H	Nevada	3 0	48 H	Wyoming	3 1				
			148 H	San Diego St.	3 0	31 H	Colorado St.	0 3				
			231 A	San Jose St.	3 0	148 A	San Diego St.	3 2				

Non-Div. I Games:

Boise St.

Average RPI Win: 146		WON-LOST RECORD		WINNING PCT. RANK		LAST 10 GAMES		STRENGTH OF SCHEDULE		OPP. STRENGTH OF SCHEDULE		TEAM RPI		ADJ RPI		CONF. RPI		ADJ CONF. RPI					
Average RPI Loss: 25																							
DIV. I ONLY		18- 9		.66667 79		5- 5		61		29		47		.59834 46		2		2					
DIV. I NON-CONF.		10- 2		.83333 30		0- 0		196		99		64		.57763 64		3		3					
TOTALS		RPI 1-25		RPI 26-50		W-L RECORDS		RPI 51-100		RPI 101-150		RPI 150+											
18- 9		1- 5		3- 3		OVERALL		2- 1		2- 0		10- 0											
8- 2		1- 2		2- 0		HOME		1- 0		1- 0		3- 0											
5- 7		0- 3		1- 3		AWAY		0- 1		1- 0		3- 0											
5- 0		0- 0		0- 0		NEUTRAL		1- 0		0- 0		4- 0											
10- 2		0- 0		0- 2		NON-CONFERENCE		1- 0		2- 0		7- 0											
3- 0		0- 0		0- 0		HOME		0- 0		1- 0		2- 0											
2- 2		0- 0		0- 2		AWAY		0- 0		1- 0		1- 0											
5- 0		0- 0		0- 0		NEUTRAL		1- 0		0- 0		4- 0											
8- 7		1- 5		3- 1		CONFERENCE		1- 1		0- 0		3- 0											
5- 2		1- 2		2- 0		HOME		1- 0		0- 0		1- 0											
3- 5		0- 3		1- 1		AWAY		0- 1		0- 0		2- 0											
0- 0		0- 0		0- 0		NEUTRAL		0- 0		0- 0		0- 0											
RPI	S	Opponent		Score		RPI	S	Opponent		Score		RPI	S	Opponent		Score							
1	A	Texas		0	3	27	A	SMU		2	3	59	A	Oklahoma		0	3	105	H	Texas St.	3	0	
1	H	Texas		3	0	28	A	San Diego		0	3	59	H	Oklahoma		3	2	148	A	San Diego St.	3	0	
8	A	Kansas		0	3	44	A	Kansas St.		1	3	67	N	UTSA		3	1	157	N	Dartmouth	3	0	
8	H	Kansas		0	3	44	H	Kansas St.		3	2							170	A	Texas Tech	3	0	
23	A	Iowa St.		1	3	49	A	Baylor		3	0							170	H	Texas Tech	3	0	
23	H	Iowa St.		0	3	49	H	Baylor		3	2							178	A	West Virginia	3	1	
																		200	H	UTEP	3	0	
																		211	N	Clemson	3	1	
																		225	H	Abilene Christian	3	0	
																		233	A	Tulane	3	0	
																		276	N	Incarnate Word	3	0	
																		282	N	Nicholls St.	3	0	
LAST 10 GAMES																							
						59	A	Oklahoma		0	3	44	A	Kansas St.		1	3						
						170	H	Texas Tech		3	0	1	H	Texas		3	0						
						8	A	Kansas		0	3	49	H	Baylor		3	2						
						49	A	Baylor		3	0	23	A	Iowa St.		1	3						
						23	H	Iowa St.		0	3	170	A	Texas Tech		3	0						

Non-Div. I Games:

TCU

Average RPI Win:		150	WON-LOST		WINNING		LAST 10		STRENGTH OF		OPP. STRENGTH		TEAM	ADJ		CONF.		ADJ CONF.						
Average RPI Loss:		46	RECORD		PCT. RANK		GAMES		SCHEDULE		OF SCHEDULE		RPI	RPI		RPI		RPI						
DIV. I ONLY			22- 8		.73333		48		6- 4		97		59		50		.59597		47		6		6	
DIV. I NON-CONF.			10- 2		.83333		30		0- 0		168		83		55		.58668		57		6		6	
TOTALS		RPI 1-25		RPI 26-50				W-L RECORDS				RPI 51-100				RPI 101-150				RPI 150+				
22- 8		2- 3		1- 1				OVERALL				1- 4				3- 0				15- 0				
12- 1		2- 0		1- 0				HOME				0- 1				2- 0				7- 0				
6- 7		0- 3		0- 1				AWAY				1- 3				0- 0				5- 0				
4- 0		0- 0		0- 0				NEUTRAL				0- 0				1- 0				3- 0				
10- 2		0- 1		0- 1				NON-CONFERENCE				0- 0				2- 0				8- 0				
5- 0		0- 0		0- 0				HOME				0- 0				1- 0				4- 0				
1- 2		0- 1		0- 1				AWAY				0- 0				0- 0				1- 0				
4- 0		0- 0		0- 0				NEUTRAL				0- 0				1- 0				3- 0				
12- 6		2- 2		1- 0				CONFERENCE				1- 4				1- 0				7- 0				
7- 1		2- 0		1- 0				HOME				0- 1				1- 0				3- 0				
5- 5		0- 2		0- 0				AWAY				1- 3				0- 0				4- 0				
0- 0		0- 0		0- 0				NEUTRAL				0- 0				0- 0				0- 0				
RPI	S	Opponent		Score		RPI	S	Opponent		Score		RPI	S	Opponent		Score		RPI	S	Opponent		Score		
7	A	Nebraska		1	3	30	A	Michigan		1	3	54	A	Virginia		1	3	106	H	George Washington		3	1	
14	A	Louisville		2	3	38	H	Miami (FL)		3	0	61	A	Syracuse		3	1	108	N	Tulsa		3	0	
20	A	North Carolina		0	3							61	H	Syracuse		1	3	110	H	Georgia Tech		3	2	
20	H	North Carolina		3	0							85	A	Duke		2	3	151	A	North Carolina St.		3	2	
22	H	Florida St.		3	0							95	A	Virginia Tech		1	3	151	H	North Carolina St.		3	1	
																		152	H	Lehigh		3	1	
																		158	N	Western Mich.		3	0	
																		164	N	South Carolina		3	1	
																		169	A	Wake Forest		3	0	
																		172	A	Boston College		3	0	
																		172	H	Boston College		3	0	
																		177	A	Duquesne		3	0	
																		199	H	Colgate		3	0	
																		206	A	Notre Dame		3	0	
																		211	H	Clemson		3	0	
																		226	H	Youngstown St.		3	0	
																		256	H	Bowling Green		3	1	
																		279	N	Grand Canyon		3	0	
LAST 10 GAMES																								
						61	H	Syracuse		1	3	14	A	Louisville		2	3							
						172	H	Boston College		3	0	38	H	Miami (FL)		3	0							
						151	A	North Carolina St.		3	2	22	H	Florida St.		3	0							
						20	A	North Carolina		0	3	169	A	Wake Forest		3	0							
						206	A	Notre Dame		3	0	85	A	Duke		2	3							

Non-Div. I Games:

Pittsburgh

Average RPI Win:		151	WON-LOST RECORD		WINNING PCT. RANK		LAST 10 GAMES		STRENGTH OF SCHEDULE		OPP. STRENGTH OF SCHEDULE		TEAM RPI		ADJ RPI		CONF. RPI		ADJ CONF. RPI					
Average RPI Loss:		97																						
DIV. I ONLY			23- 6		.7931 28		8- 2		135		72		51		.59453 48		10		10					
DIV. I NON-CONF.			10- 2		.83333 30		0- 0		85		23		26		.62878 27		10		10					
TOTALS		RPI 1-25		RPI 26-50		W-L RECORDS		RPI 51-100		RPI 101-150		RPI 150+												
23- 6		1- 1		2- 2		OVERALL		2- 1		7- 0		11- 2												
16- 1		1- 1		2- 0		HOME		2- 0		4- 0		7- 0												
5- 5		0- 0		0- 2		AWAY		0- 1		2- 0		3- 2												
2- 0		0- 0		0- 0		NEUTRAL		0- 0		1- 0		1- 0												
10- 2		1- 1		1- 0		NON-CONFERENCE		2- 1		3- 0		3- 0												
8- 1		1- 1		1- 0		HOME		2- 0		2- 0		2- 0												
0- 1		0- 0		0- 0		AWAY		0- 1		0- 0		0- 0												
2- 0		0- 0		0- 0		NEUTRAL		0- 0		1- 0		1- 0												
13- 4		0- 0		1- 2		CONFERENCE		0- 0		4- 0		8- 2												
8- 0		0- 0		1- 0		HOME		0- 0		2- 0		5- 0												
5- 4		0- 0		0- 2		AWAY		0- 0		2- 0		3- 2												
0- 0		0- 0		0- 0		NEUTRAL		0- 0		0- 0		0- 0												
RPI S	Opponent		Score		RPI S	Opponent		Score		RPI S	Opponent		Score		RPI S	Opponent		Score						
8 H	Kansas		0 3		31 A	Colorado St.		0 3		55 H	Idaho St.		3 1		109 A	New Mexico		3 2						
11 H	Ohio St.		3 1		36 H	Marquette		3 2		73 H	Pepperdine		3 0		109 H	New Mexico		3 0						
					45 A	Boise St.		1 3		93 A	Gonzaga		0 3		126 N	Utah		3 1						
					45 H	Boise St.		3 0							144 H	Butler		3 1						
															148 A	San Diego St.		3 0						
															148 H	San Diego St.		3 0						
															150 H	Northern Colo.		3 1						
															155 H	UNLV		3 0						
															176 A	Nevada		2 3						
															176 H	Nevada		3 0						
															186 H	South Dakota		3 0						
															192 H	McNeese St.		3 2						
															201 A	Fresno St.		3 1						
															202 A	Air Force		3 2						
															202 H	Air Force		3 0						
															231 A	San Jose St.		2 3						
															231 H	San Jose St.		3 2						
															259 N	Montana		3 1						
															261 A	Utah St.		3 1						
															261 H	Utah St.		3 1						
					LAST 10 GAMES																			
					155 H UNLV					3 0					148 H San Diego St.					3 0				
					201 A Fresno St.					3 1					176 H Nevada					3 0				
					231 H San Jose St.					3 2					45 A Boise St.					1 3				
					202 A Air Force					3 2					261 A Utah St.					3 1				
					109 A New Mexico					3 2					231 A San Jose St.					2 3				

Non-Div. I Games:

Wyoming

Average RPI Win: 141		WON-LOST	WINNING	LAST 10	STRENGTH OF		OPP. STRENGTH	TEAM	ADJ	CONF.	ADJ CONF.				
Average RPI Loss: 33		RECORD	PCT. RANK	GAMES	SCHEDULE		OF SCHEDULE	RPI	RPI	RPI	RPI				
DIV. I ONLY		16- 12	.57143	126	3- 7		15	52	46	.59435	49	2	2		
DIV. I NON-CONF.		12- 2	.85714	27	0- 0		18	146	9	.66756	11	3	3		
TOTALS		RPI 1-25	RPI 26-50		W-L RECORDS		RPI 51-100		RPI 101-150		RPI 150+				
16- 12		1- 5	0- 4		OVERALL		4- 3		3- 0		8- 0				
9- 5		0- 3	0- 1		HOME		2- 1		2- 0		5- 0				
4- 6		1- 2	0- 3		AWAY		1- 1		0- 0		2- 0				
3- 1		0- 0	0- 0		NEUTRAL		1- 1		1- 0		1- 0				
12- 2		1- 0	0- 1		NON-CONFERENCE		4- 1		3- 0		4- 0				
7- 0		0- 0	0- 0		HOME		2- 0		2- 0		3- 0				
2- 1		1- 0	0- 1		AWAY		1- 0		0- 0		0- 0				
3- 1		0- 0	0- 0		NEUTRAL		1- 1		1- 0		1- 0				
4- 10		0- 5	0- 3		CONFERENCE		0- 2		0- 0		4- 0				
2- 5		0- 3	0- 1		HOME		0- 1		0- 0		2- 0				
2- 5		0- 2	0- 2		AWAY		0- 1		0- 0		2- 0				
0- 0		0- 0	0- 0		NEUTRAL		0- 0		0- 0		0- 0				
RPI S	Opponent	Score		RPI S	Opponent	Score		RPI S	Opponent	Score		RPI S	Opponent	Score	
1 A	Texas	0	3	31 A	Colorado St.	0	3	52 N	UNI	3	2	105 H	Texas St.	3	0
1 H	Texas	0	3	44 A	Kansas St.	0	3	59 A	Oklahoma	1	3	120 H	UNCG	3	0
8 A	Kansas	0	3	46 A	TCU	2	3	59 H	Oklahoma	0	3	138 N	UC Davis	3	2
8 H	Kansas	1	3	46 H	TCU	0	3	69 N	Cleveland St.	1	3	166 H	Stephen F. Austin	3	0
23 H	Iowa St.	0	3					74 H	Rice	3	1	170 A	Texas Tech	3	1
25 A	Dayton	3	2					86 A	North Texas	3	1	170 H	Texas Tech	3	0
								100 H	Cal Poly	3	1	178 A	West Virginia	3	0
												178 H	West Virginia	3	0
												196 H	Sam Houston St.	3	2
												204 N	Eastern Ill.	3	1
												286 H	Coppin St.	3	0
LAST 10 GAMES															
1 A	Texas	0	3	8 A	Kansas	0	3	23 H	Iowa St.	0	3				
59 H	Oklahoma	0	3	46 A	TCU	2	3	178 A	West Virginia	3	0				
46 H	TCU	0	3	8 H	Kansas	1	3								
178 H	West Virginia	3	0												
170 A	Texas Tech	3	1												

Non-Div. I Games:

Baylor

Average RPI Win:		170	WON-LOST RECORD		WINNING PCT. RANK		LAST 10 GAMES		STRENGTH OF SCHEDULE		OPP. STRENGTH OF SCHEDULE		TEAM RPI		ADJ RPI		CONF. RPI		ADJ CONF. RPI										
DIV. I ONLY			25- 6		.80645 27		7- 3		129		97		49		.59313 50		20		20										
DIV. I NON-CONF.			10- 3		.76923 50		0- 0		56		21		28		.62532 28		14		14										
TOTALS		RPI 1-25		RPI 26-50		W-L RECORDS		RPI 51-100		RPI 101-150		RPI 150+																	
25- 6		1- 1		0- 2		OVERALL		7- 2		4- 1		13- 0																	
11- 2		0- 0		0- 1		HOME		3- 1		2- 0		6- 0																	
9- 4		1- 1		0- 1		AWAY		3- 1		0- 1		5- 0																	
5- 0		0- 0		0- 0		NEUTRAL		1- 0		2- 0		2- 0																	
10- 3		1- 1		0- 2		NON-CONFERENCE		4- 0		3- 0		2- 0																	
2- 1		0- 0		0- 1		HOME		1- 0		1- 0		0- 0																	
3- 2		1- 1		0- 1		AWAY		2- 0		0- 0		0- 0																	
5- 0		0- 0		0- 0		NEUTRAL		1- 0		2- 0		2- 0																	
15- 3		0- 0		0- 0		CONFERENCE		3- 2		1- 1		11- 0																	
9- 1		0- 0		0- 0		HOME		2- 1		1- 0		6- 0																	
6- 2		0- 0		0- 0		AWAY		1- 1		0- 1		5- 0																	
0- 0		0- 0		0- 0		NEUTRAL		0- 0		0- 0		0- 0																	
RPI	S	Opponent		Score		RPI	S	Opponent		Score		RPI	S	Opponent		Score													
14	A	Louisville		2	3	30	H	Michigan		2	3	62	H	Xavier		3	2												
19	A	Kentucky		3	1	32	A	Purdue		0	3	91	N	Fla. Atlantic		3	1												
												92	A	Northern Ill.		0	3	117	A	Miami (OH)		0	3						
												92	H	Northern Ill.		3	0	117	H	Miami (OH)		3	1						
												94	A	FGCU		3	1	118	H	LSU		3	0						
												94	A	FGCU		3	1	126	N	Utah		3	0						
												96	A	Kent St.		3	0	133	N	Seton Hall		3	0						
												96	H	Kent St.		3	1	158	A	Western Mich.		3	1						
												96	H	Kent St.		1	3	182	N	VCU		3	0						
																								191	H	Ball St.		3	2
																								195	A	Eastern Mich.		3	0
																								232	A	Buffalo		3	0
232	H	Buffalo		3	0																								
256	A	Bowling Green		3	0																								
256	H	Bowling Green		3	0																								
258	H	Central Mich.		3	0																								
273	N	Austin Peay		3	0																								
287	H	Toledo		3	1																								
296	A	Akron		3	0																								
												296	H	Akron		3	0												
												LAST 10 GAMES																	
												92	H	Northern Ill.		3	0	96	H	Kent St.		1	3						
												96	H	Kent St.		3	1	256	A	Bowling Green		3	0						
												296	H	Akron		3	0	117	A	Miami (OH)		0	3						
												232	H	Buffalo		3	0	92	A	Northern Ill.		0	3						
												258	H	Central Mich.		3	0	158	A	Western Mich.		3	1						

Non-Div. I Games:

Ohio

Average RPI Win:		161	WON-LOST RECORD		WINNING PCT. RANK		LAST 10 GAMES		STRENGTH OF SCHEDULE		OPP. STRENGTH OF SCHEDULE		TEAM RPI		ADJ RPI		CONF. RPI		ADJ CONF. RPI				
DIV. I ONLY			23- 8		.74194 44		10- 0		85		86		45		.59257 51		13		13				
DIV. I NON-CONF.			8- 7		.53333 155		1- 0		81		30		95		.54951 97		17		17				
TOTALS		RPI 1-25		RPI 26-50		W-L RECORDS		RPI 51-100		RPI 101-150		RPI 150+											
23- 8		0- 2		0- 1		OVERALL		4- 3		8- 2		11- 0											
11- 3		0- 1		0- 0		HOME		2- 1		4- 1		5- 0											
9- 3		0- 1		0- 1		AWAY		1- 1		4- 0		4- 0											
3- 2		0- 0		0- 0		NEUTRAL		1- 1		0- 1		2- 0											
8- 7		0- 2		0- 1		NON-CONFERENCE		2- 3		1- 1		5- 0											
3- 2		0- 1		0- 0		HOME		1- 1		0- 0		2- 0											
2- 3		0- 1		0- 1		AWAY		0- 1		1- 0		1- 0											
3- 2		0- 0		0- 0		NEUTRAL		1- 1		0- 1		2- 0											
15- 1		0- 0		0- 0		CONFERENCE		2- 0		7- 1		6- 0											
8- 1		0- 0		0- 0		HOME		1- 0		4- 1		3- 0											
7- 0		0- 0		0- 0		AWAY		1- 0		3- 0		3- 0											
0- 0		0- 0		0- 0		NEUTRAL		0- 0		0- 0		0- 0											
RPI	S	Opponent		Score		RPI	S	Opponent		Score		RPI	S	Opponent		Score							
16	H	Western Ky.		0	3	42	A	Northwestern		1	3	55	N	Idaho St.		3	1						
21	A	Creighton		0	3							60	N	Pacific		0	3						
												73	H	Pepperdine		3	1						
												89	A	Ole Miss		1	3						
												91	H	Fla. Atlantic		0	3						
												94	A	FGCU		3	2						
												94	H	FGCU		3	0						
												101	A	Kennesaw St.		3	2						
												101	H	Kennesaw St.		3	0						
												101	H	Kennesaw St.		2	3						
												126	A	Utah		3	1						
												130	N	CSU Bakersfield		2	3						
												131	A	Jacksonville		3	2						
												131	H	Jacksonville		3	1						
												131	H	Jacksonville		3	0						
												138	A	North Florida		3	0						
												138	H	North Florida		3	0						
												171	A	Belmont		3	2						
												171	H	Belmont		3	2						
												173	N	Milwaukee		3	1						
												191	H	Ball St.		3	1						
												213	A	Stetson		3	0						
												213	H	Stetson		3	0						
												214	A	USC Upstate		3	0						
												214	H	USC Upstate		3	0						
												224	N	CSUN		3	2						
												298	A	NJIT		3	0						
												298	H	NJIT		3	0						
LAST 10 GAMES																							
101 H Kennesaw St.						3 0						131 H Jacksonville						3 0					
131 H Jacksonville						3 1						101 A Kennesaw St.						3 2					
213 A Stetson						3 0						214 A USC Upstate						3 0					
94 A FGCU						3 2						298 H NJIT						3 0					
138 H North Florida						3 0						171 H Belmont						3 2					

Non-Div. I Games:

Lipscomb

Average RPI Win:		143	WON-LOST RECORD		WINNING PCT. RANK		LAST 10 GAMES		STRENGTH OF SCHEDULE		OPP. STRENGTH OF SCHEDULE		TEAM RPI	ADJ RPI		CONF. RPI	ADJ CONF. RPI
DIV. I ONLY		18- 13		.58065	122	7- 3		27		61		55	.59056	52	7	7	
DIV. I NON-CONF.		6- 7		.46154	185	0- 0		13		14		56	.59073	51	8	8	
TOTALS		RPI 1-25		RPI 26-50		W-L RECORDS		RPI 51-100		RPI 101-150		RPI 150+					
18- 13		1- 4		2- 6		OVERALL		4- 1		5- 1		6- 1					
9- 3		1- 2		2- 1		HOME		1- 0		2- 0		3- 0					
6- 7		0- 1		0- 4		AWAY		1- 1		2- 1		3- 0					
3- 3		0- 1		0- 1		NEUTRAL		2- 0		1- 0		0- 1					
6- 7		1- 4		0- 2		NON-CONFERENCE		3- 0		2- 0		0- 1					
1- 2		1- 2		0- 0		HOME		0- 0		0- 0		0- 0					
2- 2		0- 1		0- 1		AWAY		1- 0		1- 0		0- 0					
3- 3		0- 1		0- 1		NEUTRAL		2- 0		1- 0		0- 1					
12- 6		0- 0		2- 4		CONFERENCE		1- 1		3- 1		6- 0					
8- 1		0- 0		2- 1		HOME		1- 0		2- 0		3- 0					
4- 5		0- 0		0- 3		AWAY		0- 1		1- 1		3- 0					
0- 0		0- 0		0- 0		NEUTRAL		0- 0		0- 0		0- 0					
RPI	S	Opponent		Score		RPI	S	Opponent		Score		RPI	S	Opponent		Score	
2	H	Southern California		0	3	31	A	Colorado St.		0	3	65	A	Illinois St.		0	3
16	N	Western Ky.		1	3	34	A	Wichita St.		0	3	65	H	Illinois St.		3	1
19	H	Kentucky		1	3	34	H	Wichita St.		0	3	87	N	Alabama		3	1
21	H	Creighton		3	1	39	A	Southern Ill.		1	3	88	N	Cincinnati		3	1
23	A	Iowa St.		0	3	39	H	Southern Ill.		3	1	92	A	Northern Ill.		3	1
						40	A	Missouri St.		1	3						
						40	H	Missouri St.		3	2						
						49	N	Baylor		2	3						

Non-Div. I Games:

UNI

Average RPI Win:	136	WON-LOST RECORD	WINNING PCT. RANK	LAST 10 GAMES	STRENGTH OF SCHEDULE	OPP. STRENGTH OF SCHEDULE	TEAM RPI	ADJ RPI	CONF. RPI	ADJ CONF. RPI		
DIV. I ONLY		18- 11	.62069	98	5- 5	44	56	56	.59005	54	6	6
DIV. I NON-CONF.		8- 3	.72727	72	0- 0	31	63	29	.62948	26	6	6
<hr/>												
TOTALS	RPI 1-25	RPI 26-50		W-L RECORDS		RPI 51-100		RPI 101-150		RPI 150+		
18- 11	1- 5	2- 1		OVERALL		4- 4		1- 0		10- 1		
10- 3	1- 2	1- 0		HOME		2- 1		1- 0		5- 0		
5- 7	0- 3	1- 1		AWAY		2- 2		0- 0		2- 1		
3- 1	0- 0	0- 0		NEUTRAL		0- 1		0- 0		3- 0		
8- 3	1- 1	1- 0		NON-CONFERENCE		2- 2		0- 0		4- 0		
3- 0	1- 0	0- 0		HOME		1- 0		0- 0		1- 0		
2- 2	0- 1	1- 0		AWAY		1- 1		0- 0		0- 0		
3- 1	0- 0	0- 0		NEUTRAL		0- 1		0- 0		3- 0		
10- 8	0- 4	1- 1		CONFERENCE		2- 2		1- 0		6- 1		
7- 3	0- 2	1- 0		HOME		1- 1		1- 0		4- 0		
3- 5	0- 2	0- 1		AWAY		1- 1		0- 0		2- 1		
0- 0	0- 0	0- 0		NEUTRAL		0- 0		0- 0		0- 0		
RPI S	Opponent	Score		RPI S	Opponent	Score		RPI S	Opponent	Score		
13 A	UCLA	0	3	29 A	Loyola Marymount	3	1	61 A	Syracuse	2	3	
14 H	Louisville	0	3	38 A	Miami (FL)	0	3	70 N	Saint Louis	2	3	
20 A	North Carolina	0	3	47 H	Pittsburgh	3	1	77 A	American	3	2	
20 H	North Carolina	0	3					79 H	Appalachian St.	3	2	
22 A	Florida St.	0	3					85 A	Duke	3	1	
23 H	Iowa St.	3	2					85 H	Duke	0	3	
								87 A	Alabama	1	3	
								95 H	Virginia Tech	3	1	

Non-Div. I Games:

Virginia

Average RPI Win:		143	WON-LOST RECORD		WINNING PCT. RANK		LAST 10 GAMES		STRENGTH OF SCHEDULE		OPP. STRENGTH OF SCHEDULE		TEAM RPI		ADJ RPI		CONF. RPI		ADJ CONF. RPI				
DIV. I ONLY			17- 11		.60714 108		4- 6		46		51		57		.58813 56		5		5				
DIV. I NON-CONF.			10- 2		.83333 30		0- 0		72		113		30		.62303 31		4		4				
TOTALS		RPI 1-25		RPI 26-50		W-L RECORDS		RPI 51-100		RPI 101-150		RPI 150+											
17- 11		3- 5		1- 0		OVERALL		1- 4		5- 1		7- 1											
9- 4		1- 2		0- 0		HOME		1- 2		3- 0		4- 0											
4- 7		1- 3		0- 0		AWAY		0- 2		2- 1		1- 1											
4- 0		1- 0		1- 0		NEUTRAL		0- 0		0- 0		2- 0											
10- 2		1- 2		1- 0		NON-CONFERENCE		0- 0		2- 0		6- 0											
5- 1		0- 1		0- 0		HOME		0- 0		2- 0		3- 0											
1- 1		0- 1		0- 0		AWAY		0- 0		0- 0		1- 0											
4- 0		1- 0		1- 0		NEUTRAL		0- 0		0- 0		2- 0											
7- 9		2- 3		0- 0		CONFERENCE		1- 4		3- 1		1- 1											
4- 3		1- 1		0- 0		HOME		1- 2		1- 0		1- 0											
3- 6		1- 2		0- 0		AWAY		0- 2		2- 1		0- 1											
0- 0		0- 0		0- 0		NEUTRAL		0- 0		0- 0		0- 0											
RPI	S	Opponent		Score		RPI	S	Opponent		Score		RPI	S	Opponent		Score							
4	N	Wisconsin		3	2	44	N	Kansas St.		3	2	72	A	Auburn		0	3	107	A	Tennessee	1	3	
5	A	Florida		0	3							72	H	Auburn		3	2	118	A	LSU	3	2	
5	H	Florida		3	2							87	H	Alabama		2	3	118	H	LSU	3	0	
8	H	Kansas		1	3							89	A	Ole Miss		1	3	121	H	Texas-Arlington	3	0	
10	A	Texas A&M		3	1							89	H	Ole Miss		2	3	122	H	Army West Point	3	1	
17	H	Missouri		0	3													142	A	Mississippi St.	3	0	
19	A	Kentucky		0	3													164	A	South Carolina	1	3	
21	A	Creighton		0	3													190	N	Northern Ky.	3	1	
																		192	H	McNeese St.	3	0	
																		217	H	Georgia	3	0	
																		247	N	Louisiana Tech	3	0	
																		263	H	Southeast Mo. St.	3	0	
																		278	H	Northwestern St.	3	0	
																		289	A	SIUE	3	0	
						LAST 10 GAMES																	
						72	A	Auburn		0	3	89	A	Ole Miss		1	3						
						17	H	Missouri		0	3	87	H	Alabama		2	3						
						217	H	Georgia		3	0	72	H	Auburn		3	2						
						118	H	LSU		3	0	164	A	South Carolina		1	3						
						142	A	Mississippi St.		3	0	5	A	Florida		0	3						

Non-Div. I Games:

Arkansas

Average RPI Win: 191		WON-LOST RECORD		WINNING PCT. RANK		LAST 10 GAMES		STRENGTH OF SCHEDULE		OPP. STRENGTH OF SCHEDULE		TEAM RPI		ADJ RPI		CONF. RPI		ADJ CONF. RPI	
DIV. I ONLY		24- 7		.77419 35		8- 2		109		170		54		.58533 57		12		12	
DIV. I NON-CONF.		9- 3		.75 60		0- 0		135		208		82		.56719 80		13		13	
TOTALS		RPI 1-25		RPI 26-50		W-L RECORDS		RPI 51-100		RPI 101-150		RPI 150+							
24- 7		1- 0		0- 0		OVERALL		6- 6		1- 1		16- 0							
9- 2		0- 0		0- 0		HOME		2- 1		0- 1		7- 0							
9- 4		1- 0		0- 0		AWAY		1- 4		1- 0		6- 0							
6- 1		0- 0		0- 0		NEUTRAL		3- 1		0- 0		3- 0							
9- 3		1- 0		0- 0		NON-CONFERENCE		1- 3		0- 0		7- 0							
3- 0		0- 0		0- 0		HOME		0- 0		0- 0		3- 0							
3- 2		1- 0		0- 0		AWAY		0- 2		0- 0		2- 0							
3- 1		0- 0		0- 0		NEUTRAL		1- 1		0- 0		2- 0							
15- 4		0- 0		0- 0		CONFERENCE		5- 3		1- 1		9- 0							
6- 2		0- 0		0- 0		HOME		2- 1		0- 1		4- 0							
6- 2		0- 0		0- 0		AWAY		1- 2		1- 0		4- 0							
3- 0		0- 0		0- 0		NEUTRAL		2- 0		0- 0		1- 0							
RPI S	Opponent	Score		RPI S	Opponent	Score		RPI S	Opponent	Score		RPI S	Opponent	Score					
20 A	North Carolina	3	2					74 A	James Madison	3	0	111 A	Hofstra	3	0				
								74 H	James Madison	1	3	111 H	Hofstra	2	3				
								79 N	Appalachian St.	3	1	179 A	Delaware	3	0				
								80 N	Sacramento St.	1	3	179 H	Delaware	3	0				
								81 A	Coastal Caro.	1	3	194 A	Campbell	3	0				
								82 A	Towson	0	3	211 A	Clemson	3	0				
								82 H	Towson	3	1	213 H	Stetson	3	0				
								82 N	Towson	3	2	242 H	UMES	3	0				
								84 A	Col. of Charleston	2	3	250 A	William & Mary	3	1				
								84 H	Col. of Charleston	3	2	250 H	William & Mary	3	0				
								84 N	Col. of Charleston	3	0	250 N	William & Mary	3	0				
								85 A	Duke	0	3	262 A	Elon	3	0				
												262 H	Elon	3	0				
												270 A	Northeastern	3	2				
												270 H	Northeastern	3	2				
												306 N	Charleston So.	3	0				
												309 H	Presbyterian	3	0				
												319 N	Norfolk St.	3	0				
LAST 10 GAMES																			
				84 N	Col. of Charleston	3	0	262 H	Elon	3	0								
				82 N	Towson	3	2	250 H	William & Mary	3	0								
				250 N	William & Mary	3	0	82 A	Towson	0	3								
				179 A	Delaware	3	0	74 A	James Madison	3	0								
				84 A	Col. of Charleston	2	3	270 A	Northeastern	3	2								

Non-Div. I Games:

UNCW

Average RPI Win: 109		WON-LOST	WINNING	LAST 10	STRENGTH OF		OPP. STRENGTH	TEAM	ADJ		CONF.	ADJ CONF.
Average RPI Loss: 37		RECORD	PCT. RANK	GAMES	SCHEDULE		OF SCHEDULE	RPI	RPI		RPI	RPI
DIV. I ONLY		16- 13	.55172	132	37		9	61	.58508		58	1
DIV. I NON-CONF.		8- 3	.72727	72	60		47	39	.60763		40	1
TOTALS		RPI 1-25	RPI 26-50		W-L RECORDS		RPI 51-100		RPI 101-150		RPI 150+	
16- 13		2- 7	2- 3		OVERALL		3- 2		5- 1		4- 0	
7- 5		1- 2	2- 1		HOME		1- 1		2- 1		1- 0	
5- 8		1- 5	0- 2		AWAY		2- 1		1- 0		1- 0	
4- 0		0- 0	0- 0		NEUTRAL		0- 0		2- 0		2- 0	
8- 3		1- 1	0- 0		NON-CONFERENCE		1- 1		4- 1		2- 0	
1- 2		0- 0	0- 0		HOME		0- 1		1- 1		0- 0	
3- 1		1- 1	0- 0		AWAY		1- 0		1- 0		0- 0	
4- 0		0- 0	0- 0		NEUTRAL		0- 0		2- 0		2- 0	
8- 10		1- 6	2- 3		CONFERENCE		2- 1		1- 0		2- 0	
6- 3		1- 2	2- 1		HOME		1- 0		1- 0		1- 0	
2- 7		0- 4	0- 2		AWAY		1- 1		0- 0		1- 0	
0- 0		0- 0	0- 0		NEUTRAL		0- 0		0- 0		0- 0	
RPI S	Opponent	Score	RPI S	Opponent	Score	RPI S	Opponent	Score	RPI S	Opponent	Score	
3 A	Minnesota	0 3	30 A	Michigan	2 3	76 A	Iowa	3 0	102 H	Maryland	3 1	
4 A	Wisconsin	0 3	30 H	Michigan	3 0	85 A	Duke	3 0	116 N	IUPUI	3 0	
7 A	Nebraska	1 3	32 H	Purdue	1 3	95 H	Virginia Tech	1 3	117 H	Miami (OH)	0 3	
7 H	Nebraska	2 3	42 A	Northwestern	1 3	97 A	Indiana	1 3	119 N	Little Rock	3 0	
9 H	Penn St.	0 3	42 H	Northwestern	3 1	97 H	Indiana	3 0	143 A	New Hampshire	3 0	
11 H	Ohio St.	3 0							144 H	Butler	3 2	
19 A	Kentucky	2 3							172 N	Boston College	3 0	
20 A	North Carolina	3 1							179 N	Delaware	3 0	
24 A	Illinois	1 3							203 A	Rutgers	3 0	
									203 H	Rutgers	3 0	
LAST 10 GAMES												
			203 A	Rutgers	3 0	3 A	Minnesota	0 3				
			42 H	Northwestern	3 1	42 A	Northwestern	1 3				
			97 A	Indiana	1 3	24 A	Illinois	1 3				
			7 H	Nebraska	2 3	9 H	Penn St.	0 3				
			4 A	Wisconsin	0 3	11 H	Ohio St.	3 0				

Non-Div. I Games:

Michigan St.

Average RPI Win:	126	WON-LOST RECORD	WINNING PCT. RANK	LAST 10 GAMES	STRENGTH OF SCHEDULE	OPP. STRENGTH OF SCHEDULE	TEAM RPI	ADJ RPI	CONF. RPI	ADJ CONF. RPI	
DIV. I ONLY		17- 11	.60714 108	5- 5	75	21	67	.57954 60	4	4	
DIV. I NON-CONF.		9- 2	.81818 40	0- 0	174	10	48	.59642 48	5	5	
<hr/>											
TOTALS	RPI 1-25	RPI 26-50		W-L RECORDS	RPI 51-100		RPI 101-150		RPI 150+		
17- 11	1- 3	1- 4		OVERALL	3- 4		7- 0		5- 0		
4- 4	0- 1	0- 2		HOME	1- 1		2- 0		1- 0		
8- 6	1- 2	1- 2		AWAY	1- 2		3- 0		2- 0		
5- 1	0- 0	0- 0		NEUTRAL	1- 1		2- 0		2- 0		
<hr/>											
9- 2	1- 1	0- 0		NON-CONFERENCE	2- 1		3- 0		3- 0		
0- 0	0- 0	0- 0		HOME	0- 0		0- 0		0- 0		
4- 1	1- 1	0- 0		AWAY	1- 0		1- 0		1- 0		
5- 1	0- 0	0- 0		NEUTRAL	1- 1		2- 0		2- 0		
<hr/>											
8- 9	0- 2	1- 4		CONFERENCE	1- 3		4- 0		2- 0		
4- 4	0- 1	0- 2		HOME	1- 1		2- 0		1- 0		
4- 5	0- 1	1- 2		AWAY	0- 2		2- 0		1- 0		
0- 0	0- 0	0- 0		NEUTRAL	0- 0		0- 0		0- 0		
<hr/>											
RPI S	Opponent	Score		RPI S	Opponent	Score		RPI S	Opponent	Score	
12 A	Stanford	0	3	28 A	San Diego	0	3	51 N	Lipscomb	3	0
15 A	BYU	0	3	28 H	San Diego	0	3	73 A	Pepperdine	2	3
15 H	BYU	2	3	29 A	Loyola Marymount	3	1	73 H	Pepperdine	1	3
21 A	Creighton	3	1	29 H	Loyola Marymount	0	3	76 N	Iowa	2	3
				37 A	Santa Clara	2	3	92 A	Northern Ill.	3	1
								93 A	Gonzaga	1	3
								93 H	Gonzaga	3	2
							</				

Non-Div. I Games:

Pacific

Average RPI Win: 159		WON-LOST RECORD		WINNING PCT. RANK		LAST 10 GAMES		STRENGTH OF SCHEDULE		OPP. STRENGTH OF SCHEDULE		TEAM RPI		ADJ RPI		CONF. RPI		ADJ CONF. RPI	
DIV. I ONLY		21- 8		.72414 54		6- 4		120		58		58		.57929 61		6		6	
DIV. I NON-CONF.		9- 2		.81818 40		0- 0		182		89		62		.57801 63		6		6	
TOTALS		RPI 1-25		RPI 26-50		W-L RECORDS		RPI 51-100		RPI 101-150		RPI 150+							
21- 8		0- 4		1- 3		OVERALL		4- 1		4- 0		12- 0							
9- 2		0- 1		0- 1		HOME		2- 0		2- 0		5- 0							
11- 4		0- 2		1- 1		AWAY		2- 1		1- 0		7- 0							
1- 2		0- 1		0- 1		NEUTRAL		0- 0		1- 0		0- 0							
9- 2		0- 1		0- 1		NON-CONFERENCE		1- 0		3- 0		5- 0							
3- 0		0- 0		0- 0		HOME		0- 0		1- 0		2- 0							
5- 0		0- 0		0- 0		AWAY		1- 0		1- 0		3- 0							
1- 2		0- 1		0- 1		NEUTRAL		0- 0		1- 0		0- 0							
12- 6		0- 3		1- 2		CONFERENCE		3- 1		1- 0		7- 0							
6- 2		0- 1		0- 1		HOME		2- 0		1- 0		3- 0							
6- 4		0- 2		1- 1		AWAY		1- 1		0- 0		4- 0							
0- 0		0- 0		0- 0		NEUTRAL		0- 0		0- 0		0- 0							
RPI S	Opponent		Score		RPI S	Opponent		Score		RPI S	Opponent		Score		RPI S	Opponent		Score	
11 N	Ohio St.		1	3	38 A	Miami (FL)		0	3	54 H	Virginia		3	2	103 N	Rhode Island		3	0
14 A	Louisville		1	3	41 N	Arizona		1	3	72 A	Auburn		3	2	110 H	Georgia Tech		3	2
20 H	North Carolina		1	3	47 A	Pittsburgh		3	1	85 A	Duke		3	1	129 A	UConn		3	1
22 A	Florida St.		0	3	47 H	Pittsburgh		1	3	95 A	Virginia Tech		1	3	143 H	New Hampshire		3	1
										95 H	Virginia Tech		3	2	151 H	North Carolina St.		3	1
															169 A	Wake Forest		3	0
															172 A	Boston College		3	0
															172 H	Boston College		3	1
															185 A	LIU Brooklyn		3	1
															206 A	Notre Dame		3	2
															211 A	Clemson		3	1
															211 H	Clemson		3	1
															217 A	Georgia		3	0
															232 H	Buffalo		3	0
															264 H	Navy		3	1
															318 A	Hartford		3	0
					LAST 10 GAMES														
					47 A	Pittsburgh		3	1	20 H	North Carolina		1	3					
					95 A	Virginia Tech		1	3	211 H	Clemson		3	1					
					169 A	Wake Forest		3	0	110 H	Georgia Tech		3	2					
					85 A	Duke		3	1	38 A	Miami (FL)		0	3					
					151 H	North Carolina St.		3	1	22 A	Florida St.		0	3					

Non-Div. I Games:

Syracuse

Average RPI Win: 157		WON-LOST	WINNING	LAST 10	STRENGTH OF		OPP. STRENGTH	TEAM	ADJ		CONF.	ADJ CONF.
Average RPI Loss: 59		RECORD	PCT. RANK	GAMES	SCHEDULE		OF SCHEDULE	RPI	RPI		RPI	RPI
DIV. I ONLY		18- 11	.62069 98	8- 2	56		71	63	.57917 62		8	8
DIV. I NON-CONF.		4- 7	.36364 239	0- 1	32		42	121	.53361 121		7	7
TOTALS		RPI 1-25	RPI 26-50	W-L RECORDS	RPI 51-100		RPI 101-150		RPI 150+			
18- 11	0- 5		3- 3	OVERALL	1- 1		6- 1		8- 1			
10- 3	0- 3		2- 0	HOME	0- 0		3- 0		5- 0			
7- 6	0- 2		1- 2	AWAY	0- 1		3- 0		3- 1			
1- 2	0- 0		0- 1	NEUTRAL	1- 0		0- 1		0- 0			
4- 7	0- 3		0- 2	NON-CONFERENCE	1- 1		0- 1		3- 0			
2- 2	0- 2		0- 0	HOME	0- 0		0- 0		2- 0			
1- 3	0- 1		0- 1	AWAY	0- 1		0- 0		1- 0			
1- 2	0- 0		0- 1	NEUTRAL	1- 0		0- 1		0- 0			
14- 4	0- 2		3- 1	CONFERENCE	0- 0		6- 0		5- 1			
8- 1	0- 1		2- 0	HOME	0- 0		3- 0		3- 0			
6- 3	0- 1		1- 1	AWAY	0- 0		3- 0		2- 1			
0- 0	0- 0		0- 0	NEUTRAL	0- 0		0- 0		0- 0			
RPI S	Opponent	Score	RPI S	Opponent	Score	RPI S	Opponent	Score	RPI S	Opponent	Score	
19 H	Kentucky	1 3	30 N	Michigan	1 3	81 N	Coastal Caro.	3 2	118 N	LSU	1 3	
21 A	Creighton	0 3	36 A	Marquette	3 0	88 A	Cincinnati	1 3	124 A	St. John's (NY)	3 1	
21 H	Creighton	1 3	36 H	Marquette	3 1				124 H	St. John's (NY)	3 2	
22 A	Florida St.	0 3	43 A	Villanova	1 3				133 A	Seton Hall	3 2	
25 H	Dayton	2 3	43 H	Villanova	3 2				133 H	Seton Hall	3 0	
			50 A	Ohio	2 3				144 A	Butler	3 0	
									144 H	Butler	3 0	
									190 H	Northern Ky.	3 0	
									195 H	Eastern Mich.	3 1	
									210 A	DePaul	1 3	
									210 H	DePaul	3 1	
									222 A	Georgetown	3 1	
									222 H	Georgetown	3 1	
									254 A	Providence	3 2	
									254 H	Providence	3 0	
									285 A	Florida A&M	3 1	
			LAST 10 GAMES									
			36 H	Marquette	3 1	133 H	Seton Hall	3 0				
			210 H	DePaul	3 1	254 A	Providence	3 2				
			222 A	Georgetown	3 1	124 A	St. John's (NY)	3 1				
			21 A	Creighton	0 3	144 H	Butler	3 0				
			43 H	Villanova	3 2	25 H	Dayton	2 3				

Non-Div. I Games:

Xavier

Average RPI Win: 166		WON-LOST	WINNING	LAST 10	STRENGTH OF		OPP. STRENGTH	TEAM	ADJ		CONF.	ADJ CONF.
Average RPI Loss: 70		RECORD	PCT. RANK	GAMES	SCHEDULE		OF SCHEDULE	RPI	RPI		RPI	RPI
DIV. I ONLY		23-6	.7931	28	191		73	62	.57912		63	15
DIV. I NON-CONF.		10-3	.76923	50	121		18	47	.59761		46	9
TOTALS		RPI 1-25	RPI 26-50		W-L RECORDS		RPI 51-100		RPI 101-150		RPI 150+	
23-6		0-1	2-2		OVERALL		4-2		7-0		10-1	
14-3		0-1	1-1		HOME		4-0		4-0		5-1	
8-2		0-0	1-1		AWAY		0-1		3-0		4-0	
1-1		0-0	0-0		NEUTRAL		0-1		0-0		1-0	
10-3		0-1	2-0		NON-CONFERENCE		3-1		3-0		2-1	
7-2		0-1	1-0		HOME		3-0		2-0		1-1	
2-0		0-0	1-0		AWAY		0-0		1-0		0-0	
1-1		0-0	0-0		NEUTRAL		0-1		0-0		1-0	
13-3		0-0	0-2		CONFERENCE		1-1		4-0		8-0	
7-1		0-0	0-1		HOME		1-0		2-0		4-0	
6-2		0-0	0-1		AWAY		0-1		2-0		4-0	
0-0		0-0	0-0		NEUTRAL		0-0		0-0		0-0	
RPI S	Opponent	Score	RPI S	Opponent	Score	RPI S	Opponent	Score	RPI S	Opponent	Score	
13 H	UCLA	1 3	26 A	Hawaii	2 3	65 N	Illinois St.	0 3	138 A	UC Davis	3 1	
			26 H	Hawaii	1 3	85 H	Duke	3 2	138 H	UC Davis	3 0	
			28 H	San Diego	3 2	87 H	Alabama	3 1	140 H	Central Ark.	3 0	
			29 A	Loyola Marymount	3 2	98 H	Oakland	3 1	141 A	UC Irvine	3 1	
						100 A	Cal Poly	1 3	141 H	UC Irvine	3 1	
						100 H	Cal Poly	3 2	145 A	Harvard	3 0	
									147 H	Oregon St.	3 0	
									187 H	St. Mary's (CA)	1 3	
									203 N	Rutgers	3 1	
									212 A	UC Santa Barbara	3 1	
									212 H	UC Santa Barbara	3 0	
									224 A	CSUN	3 0	
									224 H	CSUN	3 0	
									237 A	UC Riverside	3 0	
									237 H	UC Riverside	3 0	
									240 H	Stony Brook	3 0	
									304 A	Cal St. Fullerton	3 0	
									304 H	Cal St. Fullerton	3 0	
			LAST 10 GAMES									
			237 A	UC Riverside	3 0	138 A	UC Davis	3 1				
			304 H	Cal St. Fullerton	3 0	141 A	UC Irvine	3 1				
			224 A	CSUN	3 0	100 H	Cal Poly	3 2				
			26 H	Hawaii	1 3	212 H	UC Santa Barbara	3 0				
			304 A	Cal St. Fullerton	3 0	224 H	CSUN	3 0				

Non-Div. I Games:

Long Beach St.

Average RPI Win:		177	WON-LOST RECORD		WINNING PCT. RANK		LAST 10 GAMES		STRENGTH OF SCHEDULE		OPP. STRENGTH OF SCHEDULE		TEAM RPI		ADJ RPI		CONF. RPI		ADJ CONF. RPI		
DIV. I ONLY			22- 9		.70968 60		7- 3		107		89		64		.57763 65		7		7		
DIV. I NON-CONF.			10- 3		.76923 50		0- 0		139		103		65		.57567 65		8		8		
TOTALS		RPI 1-25		RPI 26-50		W-L RECORDS		RPI 51-100		RPI 101-150		RPI 150+									
22- 9		0- 1		2- 6		OVERALL		2- 1		6- 1		12- 0									
11- 1		0- 0		2- 1		HOME		1- 0		3- 0		5- 0									
6- 7		0- 1		0- 4		AWAY		0- 1		2- 1		4- 0									
5- 1		0- 0		0- 1		NEUTRAL		1- 0		1- 0		3- 0									
10- 3		0- 1		0- 2		NON-CONFERENCE		1- 0		3- 0		6- 0									
3- 0		0- 0		0- 0		HOME		0- 0		1- 0		2- 0									
2- 2		0- 1		0- 1		AWAY		0- 0		1- 0		1- 0									
5- 1		0- 0		0- 1		NEUTRAL		1- 0		1- 0		3- 0									
12- 6		0- 0		2- 4		CONFERENCE		1- 1		3- 1		6- 0									
8- 1		0- 0		2- 1		HOME		1- 0		2- 0		3- 0									
4- 5		0- 0		0- 3		AWAY		0- 1		1- 1		3- 0									
0- 0		0- 0		0- 0		NEUTRAL		0- 0		0- 0		0- 0									
RPI	S	Opponent		Score		RPI	S	Opponent		Score		RPI	S	Opponent		Score					
25	A	Dayton		1	3	34	A	Wichita St.		1	3	52	A	UNI		1	3				
						34	H	Wichita St.		2	3	52	H	UNI		3	0				
						38	A	Miami (FL)		0	3	63	N	Long Beach St.		3	0				
						39	A	Southern Ill.		0	3										
						39	H	Southern Ill.		3	2										
						40	A	Missouri St.		0	3										
						40	H	Missouri St.		3	0										
						44	N	Kansas St.		2	3										
						LAST 10 GAMES															
						146 H Indiana St.						3	1	207 A Drake						3	1
						260 A Evansville						3	0	52 A UNI						1	3
						39 A Southern Ill.						0	3	40 H Missouri St.						3	0
						113 H Loyola Chicago						3	1	34 H Wichita St.						2	3
						275 H Bradley						3	1	146 A Indiana St.						3	1

Non-Div. I Games:

Illinois St.

Average RPI Win:	142	WON-LOST	WINNING	LAST 10	STRENGTH OF	OPP. STRENGTH	TEAM	ADJ	CONF.	ADJ CONF.			
Average RPI Loss:	30	RECORD	PCT. RANK	GAMES	SCHEDULE	OF SCHEDULE	RPI	RPI	RPI	RPI			
DIV. I ONLY	17- 13	.56667	127	5- 5	69	13	78	.57691	66	3	3		
DIV. I NON-CONF.	8- 4	.66667	99	0- 0	178	45	102	.5487	99	2	2		
<hr/>													
TOTALS	RPI 1-25	RPI 26-50		W-L RECORDS		RPI 51-100		RPI 101-150		RPI 150+			
17- 13	2- 8	3- 2		OVERALL		2- 2		2- 1		8- 0			
11- 4	2- 2	2- 1		HOME		1- 1		1- 0		5- 0			
4- 8	0- 5	1- 1		AWAY		1- 1		1- 1		1- 0			
2- 1	0- 1	0- 0		NEUTRAL		0- 0		0- 0		2- 0			
8- 4	1- 2	0- 1		NON-CONFERENCE		1- 1		0- 0		6- 0			
6- 1	1- 0	0- 1		HOME		1- 0		0- 0		4- 0			
0- 2	0- 1	0- 0		AWAY		0- 1		0- 0		0- 0			
2- 1	0- 1	0- 0		NEUTRAL		0- 0		0- 0		2- 0			
9- 9	1- 6	3- 1		CONFERENCE		1- 1		2- 1		2- 0			
5- 3	1- 2	2- 0		HOME		0- 1		1- 0		1- 0			
4- 6	0- 4	1- 1		AWAY		1- 0		1- 1		1- 0			
0- 0	0- 0	0- 0		NEUTRAL		0- 0		0- 0		0- 0			
RPI S	Opponent	Score	RPI S	Opponent	Score	RPI S	Opponent	Score	RPI S	Opponent	Score		
2 A	Southern California	1 3	28 H	San Diego	1 3	53 A	Oregon	3 2	126 A	Utah	1 3		
2 H	Southern California	2 3	33 A	Arizona St.	1 3	53 H	Oregon	2 3	147 A	Oregon St.	3 0		
6 A	Washington	0 3	33 H	Arizona St.	3 2	59 H	Oklahoma	3 2	147 H	Oregon St.	3 2		
9 A	Penn St.	0 3	41 A	Arizona	3 1	74 A	Rice	1 3	184 A	California	3 0		
12 A	Stanford	1 3	41 H	Arizona	3 0				184 H	California	3 1		
12 H	Stanford	3 1							196 N	Sam Houston St.	3 0		
13 A	UCLA	0 3							202 H	Air Force	3 0		
13 H	UCLA	0 3							227 H	George Mason	3 1		
22 H	Florida St.	3 2							274 H	Weber St.	3 0		
24 N	Illinois	0 3							290 N	La.-Lafayette	3 0		
									303 H	Montana St.	3 1		
<hr/>													
LAST 10 GAMES													
184 A California						3	0	13 A UCLA				0	3
12 A Stanford						1	3	53 H Oregon				2	3
41 H Arizona						3	0	147 H Oregon St.				3	2
33 H Arizona St.						3	2	33 A Arizona St.				1	3
2 A Southern California						1	3	41 A Arizona				3	1

Non-Div. I Games:

Colorado

[illegible]

Non-Div. I Games:

A&M-Corpus Christi

RPI	S	Opponent	Score	
302	H	Texas Southern	3	0
321	A	Prairie View	3	0
321	H	Prairie View	3	0
332	N	Grambling	3	0

A&M-Corpus Christi
r
i
s
t
i

A
&
M
-
C
o
r
p
u
s
C
h
r
i
s
t
i

Average RPI Win:	196	WON-LOST RECORD	WINNING PCT. RANK	LAST 10 GAMES	STRENGTH OF SCHEDULE	OPP. STRENGTH OF SCHEDULE	TEAM RPI	ADJ RPI	CONF. RPI	ADJ CONF. RPI					
DIV. I ONLY		26- 6	.8125	25	8- 2	188	184	68	.57355	69	16	16			
DIV. I NON-CONF.		11- 3	.78571	47	0- 0	248	163	105	.54526	103	19	19			
<hr/>															
TOTALS	RPI 1-25	RPI 26-50		W-L RECORDS		RPI 51-100		RPI 101-150		RPI 150+					
26- 6	0- 1	1- 0		OVERALL		2- 2		2- 1		21- 2					
11- 2	0- 0	0- 0		HOME		0- 2		2- 0		9- 0					
9- 3	0- 1	0- 0		AWAY		1- 0		0- 1		8- 1					
6- 1	0- 0	1- 0		NEUTRAL		1- 0		0- 0		4- 1					
<hr/>															
11- 3	0- 1	1- 0		NON-CONFERENCE		1- 1		0- 0		9- 1					
2- 1	0- 0	0- 0		HOME		0- 1		0- 0		2- 0					
3- 1	0- 1	0- 0		AWAY		0- 0		0- 0		3- 0					
6- 1	0- 0	1- 0		NEUTRAL		1- 0		0- 0		4- 1					
<hr/>															
15- 3	0- 0	0- 0		CONFERENCE		1- 1		2- 1		12- 1					
9- 1	0- 0	0- 0		HOME		0- 1		2- 0		7- 0					
6- 2	0- 0	0- 0		AWAY		1- 0		0- 1		5- 1					
0- 0	0- 0	0- 0		NEUTRAL		0- 0		0- 0		0- 0					
<hr/>															
RPI S	Opponent	Score		RPI S	Opponent	Score		RPI S	Opponent	Score					
25 A	Dayton	0	3	49 N	Baylor	3	1	88 H	Cincinnati	1	3				
								123 A	Valparaiso	1	3				
								97 N	Indiana	3	2	123 H	Valparaiso	3	2
								98 A	Oakland	3	2	123 H	Valparaiso	3	0
								98 H	Oakland	1	3	168 A	Green Bay	3	1
												168 H	Green Bay	3	0
												173 A	Milwaukee	3	2
												173 H	Milwaukee	3	0
												190 A	Northern Ky.	2	3
												190 H	Northern Ky.	3	2
												190 H	Northern Ky.	3	0
												204 N	Eastern Ill.	3	2
												205 N	Robert Morris	3	0
												206 N	Notre Dame	3	2
												219 N	Radford	3	2
												226 A	Youngstown St.	3	0
												226 H	Youngstown St.	3	0
												228 A	Ill.-Chicago	3	1
												228 H	Ill.-Chicago	3	0
												229 A	Wright St.	3	1
												229 H	Wright St.	3	1
								235 A	Middle Tenn.	3	0				
								256 N	Bowling Green	2	3				
								258 H	Central Mich.	3	1				
								267 H	Binghamton	3	0				
								287 A	Toledo	3	0				
								296 A	Akron	3	1				
								LAST 10 GAMES							
								123 H	Valparaiso	3	0	98 H	Oakland	1	3
190 H	Northern Ky.	3	2	229 H	Wright St.	3	1								
123 A	Valparaiso	1	3	226 A	Youngstown St.	3	0								
228 A	Ill.-Chicago	3	1	173 A	Milwaukee	3	2								
190 H	Northern Ky.	3	0	168 A	Green Bay	3	1								

Non-Div. I Games:

Cleveland St.

Average RPI Win:		197	WON-LOST RECORD		WINNING PCT. RANK	LAST 10 GAMES	STRENGTH OF SCHEDULE		OPP. STRENGTH OF SCHEDULE	TEAM RPI	ADJ RPI	CONF. RPI	ADJ CONF. RPI
Average RPI Loss:		71	22- 10		.6875 66	5- 5	88		165	69	.57334 70	17	17
DIV. I ONLY			11- 5		.6875 95	0- 0	103		171	81	.56726 79	18	18
DIV. I NON-CONF.													
TOTALS		RPI 1-25	RPI 26-50		W-L RECORDS		RPI 51-100		RPI 101-150		RPI 150+		
22- 10		1- 5	0- 1		OVERALL		2- 0		5- 2		14- 2		
12- 5		1- 2	0- 1		HOME		0- 0		3- 1		8- 1		
7- 2		0- 1	0- 0		AWAY		1- 0		1- 1		5- 0		
3- 3		0- 2	0- 0		NEUTRAL		1- 0		1- 0		1- 1		
11- 5		1- 2	0- 1		NON-CONFERENCE		2- 0		1- 1		7- 1		
7- 3		1- 1	0- 1		HOME		0- 0		1- 1		5- 0		
2- 0		0- 0	0- 0		AWAY		1- 0		0- 0		1- 0		
2- 2		0- 1	0- 0		NEUTRAL		1- 0		0- 0		1- 1		
11- 5		0- 3	0- 0		CONFERENCE		0- 0		4- 1		7- 1		
5- 2		0- 1	0- 0		HOME		0- 0		2- 0		3- 1		
5- 2		0- 1	0- 0		AWAY		0- 0		1- 1		4- 0		
1- 1		0- 1	0- 0		NEUTRAL		0- 0		1- 0		0- 0		
RPI S	Opponent	Score	RPI S	Opponent	Score	RPI S	Opponent	Score	RPI S	Opponent	Score		
15 H	BYU	0 3	32 H	Purdue	1 3	54 N	Virginia	3 2	103 A	Rhode Island	2 3		
17 H	Missouri	3 0				87 A	Alabama	3 2	103 H	Rhode Island	3 2		
18 N	Arkansas St.	0 3							103 N	Rhode Island	3 0		
25 A	Dayton	1 3							106 A	George Washington	3 2		
25 H	Dayton	1 3							106 H	George Washington	3 0		
25 N	Dayton	0 3							125 H	North Dakota St.	1 3		
									137 H	North Dakota	3 1		
									162 N	UMKC	2 3		
									175 N	Troy	3 0		
									177 A	Duquesne	3 1		
									182 H	VCU	2 3		
									214 H	USC Upstate	3 0		
									227 A	George Mason	3 0		
									227 H	George Mason	3 1		
									244 H	Davidson	3 1		
									263 A	Southeast Mo. St.	3 1		
									269 H	UT Martin	3 0		
									283 A	Fordham	3 0		
									283 H	Fordham	3 0		
									299 A	La Salle	3 1		
									313 H	Western Ill.	3 0		
									326 H	Ark.-Pine Bluff	3 0		
									326 H	Ark.-Pine Bluff	3 0		
LAST 10 GAMES													
	25 N Dayton	0 3		103 A Rhode Island	2 3								
	103 N Rhode Island	3 0		283 A Fordham	3 0								
	25 H Dayton	1 3		25 A Dayton	1 3								
	106 H George Washington	3 0		244 H Davidson	3 1								
	227 H George Mason	3 1		182 H VCU	2 3								

Non-Div. I Games:

Saint Louis

Average RPI Win:	167	WON-LOST	WINNING	LAST 10	STRENGTH OF	OPP. STRENGTH	TEAM	ADJ	CONF.	ADJ CONF.	
Average RPI Loss:	105	RECORD	PCT. RANK	GAMES	SCHEDULE	OF SCHEDULE	RPI	RPI	RPI	RPI	
DIV. I ONLY	23- 8	.74194	44	8- 2	150	98	70	.57173	71	9	9
DIV. I NON-CONF.	9- 3	.75	60	0- 0	243	136	112	.53946	112	11	11
<hr/>											
TOTALS	RPI 1-25	RPI 26-50		W-L RECORDS	RPI 51-100		RPI 101-150		RPI 150+		
23- 8	0- 0	1- 2		OVERALL	1- 2		10- 3		11- 1		
15- 3	0- 0	1- 1		HOME	1- 1		5- 1		8- 0		
5- 5	0- 0	0- 1		AWAY	0- 1		4- 2		1- 1		
3- 0	0- 0	0- 0		NEUTRAL	0- 0		1- 0		2- 0		
<hr/>											
9- 3	0- 0	0- 1		NON-CONFERENCE	0- 1		2- 1		7- 0		
6- 2	0- 0	0- 1		HOME	0- 1		1- 0		5- 0		
0- 1	0- 0	0- 0		AWAY	0- 0		0- 1		0- 0		
3- 0	0- 0	0- 0		NEUTRAL	0- 0		1- 0		2- 0		
<hr/>											
14- 5	0- 0	1- 1		CONFERENCE	1- 1		8- 2		4- 1		
9- 1	0- 0	1- 0		HOME	1- 0		4- 1		3- 0		
5- 4	0- 0	0- 1		AWAY	0- 1		4- 1		1- 1		
0- 0	0- 0	0- 0		NEUTRAL	0- 0		0- 0		0- 0		
<hr/>											
RPI S	Opponent	Score	RPI S	Opponent	Score	RPI S	Opponent	Score	RPI S	Opponent	Score
			27 A	SMU	0 3	53 H	Oregon	0 3	108 A	Tulsa	3 1
			27 H	SMU	3 2	88 A	Cincinnati	1 3	108 H	Tulsa	3 0
			43 H	Villanova	1 3	88 H	Cincinnati	3 1	111 N	Hofstra	3 1
									124 H	St. John's (NY)	3 0
									127 A	UCF	3 0
									127 H	UCF	3 0
									129 A	UConn	2 3
									129 H	UConn	3 1
									132 A	Houston	3 0
									132 H	Houston	2 3
									133 A	Seton Hall	0 3
									134 A	Memphis	3 1
									134 H	Memphis	3 0
									160 A	South Fla.	3 0
									160 H	South Fla.	3 0
									177 H	Duquesne	3 2
									197 H	Penn	3 0
									206 N	Notre Dame	3 1
									233 A	Tulane	1 3
									233 H	Tulane	3 1
									259 H	Montana	3 0
									264 H	Navy	3 0
									266 H	East Carolina	3 1
									267 H	Binghamton	3 0
									299 N	La Salle	3 0

Non-Div. I Games:

Temple

Average RPI Win: 145		WON-LOST RECORD	WINNING PCT. RANK	LAST 10 GAMES	STRENGTH OF SCHEDULE	OPP. STRENGTH OF SCHEDULE	TEAM RPI	ADJ RPI	CONF. RPI	ADJ CONF. RPI	
Average RPI Loss: 56											
DIV. I ONLY		17- 11	.60714 108	6- 4	76	45	74	.57159 72	5	5	
DIV. I NON-CONF.		8- 4	.66667 99	0- 0	109	109	84	.56184 84	4	4	
TOTALS		RPI 1-25	RPI 26-50	W-L RECORDS	RPI 51-100	RPI 101-150	RPI 150+				
17- 11	1- 5	0- 0	OVERALL	2- 3	7- 3	7- 0					
11- 3	1- 2	0- 0	HOME	2- 1	4- 0	4- 0					
4- 6	0- 2	0- 0	AWAY	0- 2	2- 2	2- 0					
2- 2	0- 1	0- 0	NEUTRAL	0- 0	1- 1	1- 0					
8- 4	0- 1	0- 0	NON-CONFERENCE	0- 1	4- 2	4- 0					
4- 1	0- 0	0- 0	HOME	0- 1	2- 0	2- 0					
2- 1	0- 0	0- 0	AWAY	0- 0	1- 1	1- 0					
2- 2	0- 1	0- 0	NEUTRAL	0- 0	1- 1	1- 0					
9- 7	1- 4	0- 0	CONFERENCE	2- 2	3- 1	3- 0					
7- 2	1- 2	0- 0	HOME	2- 0	2- 0	2- 0					
2- 5	0- 2	0- 0	AWAY	0- 2	1- 1	1- 0					
0- 0	0- 0	0- 0	NEUTRAL	0- 0	0- 0	0- 0					
RPI S	Opponent	Score	RPI S	Opponent	Score	RPI S	Opponent	Score	RPI S	Opponent	Score
5 A	Florida	0 3				56 A	Arkansas	2 3	107 H	Tennessee	3 1
5 H	Florida	3 2				56 H	Arkansas	3 0	110 A	Georgia Tech	1 3
9 N	Penn St.	0 3				61 H	Syracuse	2 3	118 A	LSU	2 3
10 H	Texas A&M	0 3				87 A	Alabama	0 3	118 H	LSU	3 2
17 A	Missouri	2 3				89 H	Ole Miss	3 2	119 N	Little Rock	3 1
19 H	Kentucky	2 3							124 N	St. John's (NY)	2 3
									131 H	Jacksonville	3 2
									134 A	Memphis	3 0
									136 H	Samford	3 1
									142 A	Mississippi St.	3 2
									160 A	South Fla.	3 0
									164 A	South Carolina	3 0
									164 H	South Carolina	3 1
									166 H	Stephen F. Austin	3 2
									217 H	Georgia	3 0
									271 N	Tennessee Tech	3 0
									285 H	Florida A&M	3 0
			LAST 10 GAMES								
			56 H	Arkansas	3 0	164 H	South Carolina	3 1			
			89 H	Ole Miss	3 2	17 A	Missouri	2 3			
			87 A	Alabama	0 3	56 A	Arkansas	2 3			
			142 A	Mississippi St.	3 2	118 A	LSU	2 3			
			5 H	Florida	3 2	217 H	Georgia	3 0			

Non-Div. I Games:

Auburn

Average RPI Win:	140	WON-LOST	WINNING	LAST 10	STRENGTH OF	OPP. STRENGTH	TEAM	ADJ	CONF.	ADJ CONF.		
Average RPI Loss:	55	RECORD	PCT. RANK	GAMES	SCHEDULE	OF SCHEDULE	RPI	RPI	RPI	RPI		
DIV. I ONLY		17- 13	.56667	127	5- 5	45	55	75	.56972	73	4	4
DIV. I NON-CONF.		9- 4	.69231	85	0- 0	86	94	60	.58113	61	5	5
<hr/>												
TOTALS	RPI 1-25	RPI 26-50		W-L RECORDS		RPI 51-100		RPI 101-150		RPI 150+		
17- 13	0- 2	1- 6		OVERALL		5- 3		4- 1		7- 1		
8- 5	0- 1	1- 2		HOME		3- 0		1- 1		3- 1		
4- 7	0- 1	0- 4		AWAY		1- 2		2- 0		1- 0		
5- 1	0- 0	0- 0		NEUTRAL		1- 1		1- 0		3- 0		
<hr/>												
9- 4	0- 1	0- 1		NON-CONFERENCE		2- 2		1- 0		6- 0		
4- 0	0- 0	0- 0		HOME		1- 0		0- 0		3- 0		
0- 3	0- 1	0- 1		AWAY		0- 1		0- 0		0- 0		
5- 1	0- 0	0- 0		NEUTRAL		1- 1		1- 0		3- 0		
<hr/>												
8- 9	0- 1	1- 5		CONFERENCE		3- 1		3- 1		1- 1		
4- 5	0- 1	1- 2		HOME		2- 0		1- 1		0- 1		
4- 4	0- 0	0- 3		AWAY		1- 1		2- 0		1- 0		
0- 0	0- 0	0- 0		NEUTRAL		0- 0		0- 0		0- 0		
<hr/>												
RPI	S	Opponent	Score	RPI	S	Opponent	Score	RPI	S	Opponent	Score	
2	A	Southern California	0 3	28	A	San Diego	2 3	51	A	Lipscomb	1 3	104 A Portland 3 1
15	H	BYU	0 3	28	H	San Diego	0 3	55	N	Idaho St.	1 3	104 H Portland 2 3
				29	A	Loyola Marymount	0 3	60	A	Pacific	3 1	109 N New Mexico 3 1
				29	H	Loyola Marymount	3 2	60	H	Pacific	3 2	114 A San Francisco 3 1
				37	A	Santa Clara	0 3	87	H	Alabama	3 1	114 H San Francisco 3 1
				37	H	Santa Clara	0 3	91	N	Fla. Atlantic	3 1	187 A St. Mary's (CA) 3 0
				48	A	Wyoming	0 3	93	A	Gonzaga	0 3	187 H St. Mary's (CA) 1 3
								93	H	Gonzaga	3 2	191 N Ball St. 3 0
												192 N McNeese St. 3 0
												198 H Utah Valley 3 0
												212 H UC Santa Barbara 3 1
												261 N Utah St. 3 0
												276 H Incarnate Word 3 0
<hr/>												
				LAST 10 GAMES								
				29	A	Loyola Marymount	0 3	187	A	St. Mary's (CA)	3 0	
				37	A	Santa Clara	0 3	60	A	Pacific	3 1	
				114	A	San Francisco	3 1	28	H	San Diego	0 3	
				104	H	Portland	2 3	15	H	BYU	0 3	
				93	H	Gonzaga	3 2	114	H	San Francisco	3 1	

Non-Div. I Games:

Pepperdine

Average RPI Win:		199	WON-LOST RECORD		WINNING PCT. RANK		LAST 10 GAMES		STRENGTH OF SCHEDULE		OPP. STRENGTH OF SCHEDULE		TEAM RPI		ADJ RPI		CONF. RPI		ADJ CONF. RPI	
DIV. I ONLY			22- 8		.73333	48	5- 5		118		187		76		.56941	74	12		12	
DIV. I NON-CONF.			10- 3		.76923	50	0- 0		124		246		71		.57114	70	13		13	
TOTALS		RPI 1-25		RPI 26-50		W-L RECORDS		RPI 51-100		RPI 101-150		RPI 150+								
22- 8		0- 1		1- 1		OVERALL		3- 4		2- 1		16- 1								
12- 4		0- 1		1- 0		HOME		1- 3		1- 0		9- 0								
6- 4		0- 0		0- 1		AWAY		2- 1		1- 1		3- 1								
4- 0		0- 0		0- 0		NEUTRAL		0- 0		0- 0		4- 0								
10- 3		0- 1		1- 1		NON-CONFERENCE		0- 0		0- 1		9- 0								
6- 1		0- 1		1- 0		HOME		0- 0		0- 0		5- 0								
0- 2		0- 0		0- 1		AWAY		0- 0		0- 1		0- 0								
4- 0		0- 0		0- 0		NEUTRAL		0- 0		0- 0		4- 0								
12- 5		0- 0		0- 0		CONFERENCE		3- 4		2- 0		7- 1								
6- 3		0- 0		0- 0		HOME		1- 3		1- 0		4- 0								
6- 2		0- 0		0- 0		AWAY		2- 1		1- 0		3- 1								
0- 0		0- 0		0- 0		NEUTRAL		0- 0		0- 0		0- 0								
RPI	S	Opponent		Score		RPI	S	Opponent		Score		RPI	S	Opponent		Score				
5	H	Florida		0	3	35	H	Northern Ariz.		3	2	111	A	Hofstra		3	1			
						43	A	Villanova		1	3	111	H	Hofstra		3	2			
												82	A	Towson		0	3			
												82	H	Towson		3	2			
												84	A	Col. of Charleston		3	2			
												84	H	Col. of Charleston		2	3			
												84	H	Col. of Charleston		0	3			
												129	A	UConn		0	3			
												152	H	Lehigh		3	0			
												179	A	Delaware		3	0			
												179	H	Delaware		3	0			
												208	N	Siena		3	0			
												221	N	Bryant		3	0			
												222	H	Georgetown		3	1			
												230	N	Howard		3	0			
												243	N	UMBC		3	2			
												250	A	William & Mary		3	2			
												250	H	William & Mary		3	0			
												262	A	Elon		3	0			
												262	H	Elon		3	1			
												270	A	Northeastern		2	3			
												270	H	Northeastern		3	1			
												314	H	St. Francis Brooklyn		3	0			
												319	H	Norfolk St.		3	0			
												328	H	N.C. Central		3	0			
LAST 10 GAMES																				
						84	H	Col. of Charleston		2	3	57	H	UNCW		0	3			
						82	A	Towson		0	3	179	H	Delaware		3	0			
						111	A	Hofstra		3	1	262	H	Elon		3	1			
						270	A	Northeastern		2	3	250	H	William & Mary		3	0			
						84	H	Col. of Charleston		0	3	57	A	UNCW		3	1			

Non-Div. I Games:

James Madison

Average RPI Win:		159	WON-LOST		WINNING		LAST 10		STRENGTH OF		OPP. STRENGTH		TEAM		ADJ		CONF.		ADJ CONF.				
Average RPI Loss:		115	RECORD		PCT. RANK		GAMES		SCHEDULE		OF SCHEDULE		RPI		RPI		RPI		RPI				
DIV. I ONLY			21- 10		.67742		71		7- 3		101		99		79		.56941		74				
DIV. I NON-CONF.			10- 4		.71429		79		0- 0		82		97		53		.58752		54				
TOTALS			RPI 1-25		RPI 26-50		W-L RECORDS		RPI 51-100		RPI 101-150		RPI 150+										
21- 10			1- 1		0- 1		OVERALL		3- 4		5- 1		12- 3										
10- 2			1- 0		0- 0		HOME		3- 1		1- 0		5- 1										
6- 6			0- 1		0- 1		AWAY		0- 3		0- 0		6- 1										
5- 2			0- 0		0- 0		NEUTRAL		0- 0		4- 1		1- 1										
10- 4			0- 1		0- 1		NON-CONFERENCE		1- 1		4- 0		5- 1										
4- 0			0- 0		0- 0		HOME		1- 0		0- 0		3- 0										
1- 3			0- 1		0- 1		AWAY		0- 1		0- 0		1- 0										
5- 1			0- 0		0- 0		NEUTRAL		0- 0		4- 0		1- 1										
11- 6			1- 0		0- 0		CONFERENCE		2- 3		1- 1		7- 2										
6- 2			1- 0		0- 0		HOME		2- 1		1- 0		2- 1										
5- 3			0- 0		0- 0		AWAY		0- 2		0- 0		5- 1										
0- 1			0- 0		0- 0		NEUTRAL		0- 0		0- 1		0- 0										
RPI	S	Opponent		Score		RPI	S	Opponent		Score		RPI	S	Opponent		Score		RPI	S	Opponent		Score	
1	A	Texas		0	3	49	A	Baylor		1	3	66	H	Colorado		3	1	103	N	Rhode Island		3	1
16	H	Western Ky.		3	2							67	A	UTSA		1	3	115	H	Southern Miss.		3	0
												67	H	UTSA		2	3	115	N	Southern Miss.		1	3
												68	A	A&M-Corpus Christi		1	3	118	N	LSU		3	2
												86	A	North Texas		2	3	120	N	UNCG		3	0
												86	H	North Texas		3	2	141	N	UC Irvine		3	1
												91	H	Fla. Atlantic		3	0	154	H	FIU		3	0
																		156	A	Marshall		3	0
																		159	A	Yale		3	2
																		166	N	Stephen F. Austin		3	0
																		196	H	Sam Houston St.		3	2
																		200	A	UTEP		3	0
																		200	H	UTEP		3	2
																		209	A	Charlotte		3	2
																		212	N	UC Santa Barbara		1	3
																		218	H	Lamar		3	1
																		235	A	Middle Tenn.		3	0
																		235	H	Middle Tenn.		2	3
																		247	A	Louisiana Tech		2	3
																		290	H	La.-Lafayette		3	0
																		292	A	UAB		3	0
LAST 10 GAMES																							
																		115	N	Southern Miss.		1	3
																		292	A	UAB		3	0
																		200	H	UTEP		3	2
																		156	A	Marshall		3	0
																		67	A	UTSA		1	3
																		16	H	Western Ky.		3	2
																		115	H	Southern Miss.		3	0
																		247	A	Louisiana Tech		2	3
																		235	A	Middle Tenn.		3	0
																		86	H	North Texas		3	2

Non-Div. I Games:

Rice

Average RPI Win: 133		WON-LOST RECORD	WINNING PCT. RANK	LAST 10 GAMES	STRENGTH OF SCHEDULE	OPP. STRENGTH OF SCHEDULE	TEAM RPI	ADJ RPI		CONF. RPI	ADJ CONF. RPI
Average RPI Loss: 28											
DIV. I ONLY		12- 19	.3871 224	2- 8	5	19	82	.56939	76	1	1
DIV. I NON-CONF.		10- 3	.76923 50	0- 0	19	91	20	.65164	21	1	1
<hr/>											
TOTALS		RPI 1-25	RPI 26-50		W-L RECORDS		RPI 51-100		RPI 101-150		RPI 150+
12- 19		2- 11	0- 5		OVERALL		5- 2		0- 1		5- 0
8- 9		2- 5	0- 2		HOME		2- 1		0- 1		4- 0
1- 9		0- 5	0- 3		AWAY		1- 1		0- 0		0- 0
3- 1		0- 1	0- 0		NEUTRAL		2- 0		0- 0		1- 0
10- 3		2- 1	0- 1		NON-CONFERENCE		4- 1		0- 0		4- 0
7- 0		2- 0	0- 0		HOME		2- 0		0- 0		3- 0
0- 2		0- 0	0- 1		AWAY		0- 1		0- 0		0- 0
3- 1		0- 1	0- 0		NEUTRAL		2- 0		0- 0		1- 0
2- 16		0- 10	0- 4		CONFERENCE		1- 1		0- 1		1- 0
1- 9		0- 5	0- 2		HOME		0- 1		0- 1		1- 0
1- 7		0- 5	0- 2		AWAY		1- 0		0- 0		0- 0
0- 0		0- 0	0- 0		NEUTRAL		0- 0		0- 0		0- 0
RPI	S	Opponent	Score	RPI	S	Opponent	Score	RPI	S	Opponent	Score
3	H	Minnesota	0 3	26	A	Hawaii	1 3	58	H	Michigan St.	0 3
4	A	Wisconsin	0 3	30	H	Michigan	2 3	60	N	Pacific	3 2
4	H	Wisconsin	0 3	32	A	Purdue	2 3	77	N	American	3 1
7	A	Nebraska	0 3	42	A	Northwestern	1 3	81	H	Coastal Caro.	3 0
7	H	Nebraska	0 3	42	H	Northwestern	0 3	81	H	Coastal Caro.	3 0
9	A	Penn St.	0 3					92	A	Northern Ill.	1 3
9	H	Penn St.	0 3					97	A	Indiana	3 0
10	H	Texas A&M	3 1								
11	A	Ohio St.	1 3								
11	H	Ohio St.	1 3								
13	N	UCLA	0 3								
23	H	Iowa St.	3 1								
24	A	Illinois	0 3								
				LAST 10 GAMES							
				42 H Northwestern 0 3				97 A Indiana 3 0			
				11 H Ohio St. 1 3				203 H Rutgers 3 0			
				4 A Wisconsin 0 3				102 H Maryland 1 3			
				9 H Penn St. 0 3				3 H Minnesota 0 3			
				32 A Purdue 2 3				4 H Wisconsin 0 3			

Non-Div. I Games:

Iowa

American

Average RPI Win:	206	WON-LOST RECORD	WINNING PCT. RANK	LAST 10 GAMES	STRENGTH OF SCHEDULE	OPP. STRENGTH OF SCHEDULE	TEAM RPI	ADJ RPI	CONF. RPI	ADJ CONF. RPI					
DIV. I ONLY		26- 5	.83871	20	8- 2	221	220	72	.56894	78	19	19			
DIV. I NON-CONF.		11- 2	.84615	28	0- 0	274	239	110	.54032	110	22	22			
<hr/>															
TOTALS	RPI 1-25	RPI 26-50		W-L RECORDS		RPI 51-100		RPI 101-150		RPI 150+					
26- 5	0- 0	0- 0		OVERALL		2- 1		6- 4		18- 0					
14- 1	0- 0	0- 0		HOME		1- 0		3- 1		10- 0					
7- 4	0- 0	0- 0		AWAY		1- 1		2- 3		4- 0					
5- 0	0- 0	0- 0		NEUTRAL		0- 0		1- 0		4- 0					
<hr/>															
11- 2	0- 0	0- 0		NON-CONFERENCE		1- 0		1- 2		9- 0					
5- 1	0- 0	0- 0		HOME		0- 0		0- 1		5- 0					
2- 1	0- 0	0- 0		AWAY		1- 0		1- 1		0- 0					
4- 0	0- 0	0- 0		NEUTRAL		0- 0		0- 0		4- 0					
<hr/>															
15- 3	0- 0	0- 0		CONFERENCE		1- 1		5- 2		9- 0					
9- 0	0- 0	0- 0		HOME		1- 0		3- 0		5- 0					
5- 3	0- 0	0- 0		AWAY		0- 1		1- 2		4- 0					
1- 0	0- 0	0- 0		NEUTRAL		0- 0		1- 0		0- 0					
<hr/>															
RPI S	Opponent	Score	RPI S	Opponent	Score	RPI S	Opponent	Score	RPI S	Opponent	Score				
						90 A	Furman	2	3	101 A	Kennesaw St.	3	0		
						90 H	Furman	3	1	120 A	UNCG	2	3		
						95 A	Virginia Tech	3	2	120 H	UNCG	3	1		
						123 H	Valparaiso	2	3						
						128 A	ETSU	3	2						
						128 H	ETSU	3	1						
						128 N	ETSU	3	1						
						136 A	Samford	1	3						
						136 H	Samford	3	0						
						142 A	Mississippi St.	1	3						
						167 N	Liberty	3	0						
						175 H	Troy	3	1						
						213 N	Stetson	3	0						
						215 A	Wofford	3	0						
						215 H	Wofford	3	1						
						220 A	Western Caro.	3	2						
						220 H	Western Caro.	3	0						
						220 H	Western Caro.	3	0						
						235 N	Middle Tenn.	3	1						
						239 H	Eastern Ky.	3	0						
						245 A	Mercer	3	1						
						LAST 10 GAMES						245 H	Mercer	3	1
												273 H	Austin Peay	3	0
												292 H	UAB	3	1
305 A	Citadel	3	0												
305 H	Citadel	3	1												
311 H	Gardner-Webb	3	0												

Non-Div. I Games:

Chattanooga

RPI	S	Opponent	Score	
334	N	Mississippi Val.	3	0

Chattanooga

C
h
a
t
t
a
n
o
o
g
a

C
h
a
t
t
a
n
o
o
g
a

Average RPI Win: 207		WON-LOST	WINNING	LAST 10	STRENGTH OF		OPP. STRENGTH	TEAM	ADJ		CONF.	ADJ CONF.
Average RPI Loss: 41		RECORD	PCT. RANK	GAMES	SCHEDULE		OF SCHEDULE	RPI	RPI		RPI	RPI
DIV. I ONLY		22- 8	.73333	48	6- 4		136	110	73		.56886	79
DIV. I NON-CONF.		7- 4	.63636	118	0- 0		180	92	122		.53322	122
TOTALS		RPI 1-25	RPI 26-50		W-L RECORDS		RPI 51-100		RPI 101-150		RPI 150+	
22- 8		0- 5	0- 0		OVERALL		0- 2		4- 1		18- 0	
11- 2		0- 2	0- 0		HOME		0- 0		3- 0		8- 0	
7- 3		0- 1	0- 0		AWAY		0- 1		0- 1		7- 0	
4- 3		0- 2	0- 0		NEUTRAL		0- 1		1- 0		3- 0	
7- 4		0- 2	0- 0		NON-CONFERENCE		0- 2		0- 0		7- 0	
4- 1		0- 1	0- 0		HOME		0- 0		0- 0		4- 0	
1- 1		0- 0	0- 0		AWAY		0- 1		0- 0		1- 0	
2- 2		0- 1	0- 0		NEUTRAL		0- 1		0- 0		2- 0	
15- 4		0- 3	0- 0		CONFERENCE		0- 0		4- 1		11- 0	
7- 1		0- 1	0- 0		HOME		0- 0		3- 0		4- 0	
6- 2		0- 1	0- 0		AWAY		0- 0		0- 1		6- 0	
2- 1		0- 1	0- 0		NEUTRAL		0- 0		1- 0		1- 0	
RPI S	Opponent	Score	RPI S	Opponent	Score	RPI S	Opponent	Score	RPI S	Opponent	Score	
17 H	Missouri	2 3				54 A	Virginia	2 3	105 H	Texas St.	3 0	
18 A	Arkansas St.	0 3				57 N	UNCW	1 3	105 N	Texas St.	3 0	
18 H	Arkansas St.	1 3							119 A	Little Rock	1 3	
18 N	Arkansas St.	2 3							119 H	Little Rock	3 1	
23 N	Iowa St.	2 3							121 H	Texas-Arlington	3 0	
									163 A	South Ala.	3 1	
									163 H	South Ala.	3 1	
									167 H	Liberty	3 2	
									175 A	Troy	3 2	
									175 N	Troy	3 1	
									182 N	VCU	3 0	
									209 H	Charlotte	3 0	
									211 A	Clemson	3 0	
									220 H	Western Caro.	3 0	
									223 A	Ga. Southern	3 0	
									223 H	Ga. Southern	3 0	
									249 A	La.-Monroe	3 0	
									268 A	Georgia St.	3 1	
									268 H	Georgia St.	3 1	
									290 A	La.-Lafayette	3 0	
									290 H	La.-Lafayette	3 0	
									306 N	Charleston So.	3 0	
									311 H	Gardner-Webb	3 0	
			LAST 10 GAMES									
			18 N	Arkansas St.	2 3	18 H	Arkansas St.	1 3				
			105 N	Texas St.	3 0	223 H	Ga. Southern	3 0				
			175 N	Troy	3 1	163 H	South Ala.	3 1				
			119 A	Little Rock	1 3	290 H	La.-Lafayette	3 0				
			18 A	Arkansas St.	0 3	268 A	Georgia St.	3 1				

Non-Div. I Games:

Appalachian St.

Average RPI Win:	192	WON-LOST	WINNING	LAST 10	STRENGTH OF	OPP. STRENGTH	TEAM	ADJ	CONF.	ADJ CONF.	
Average RPI Loss:	90	RECORD	PCT. RANK	GAMES	SCHEDULE	OF SCHEDULE	RPI	RPI	RPI	RPI	
DIV. I ONLY	26- 7	.78788	30	8- 2	195	143	77	.56876	80	18	18
DIV. I NON-CONF.	13- 2	.86667	25	0- 0	236	149	73	.569	76	16	15
<hr/>											
TOTALS	RPI 1-25	RPI 26-50		W-L RECORDS		RPI 51-100		RPI 101-150		RPI 150+	
26- 7	0- 0	1- 3		OVERALL		3- 2		5- 0		17- 2	
11- 1	0- 0	1- 1		HOME		2- 0		2- 0		6- 0	
8- 5	0- 0	0- 2		AWAY		0- 1		2- 0		6- 2	
7- 1	0- 0	0- 0		NEUTRAL		1- 1		1- 0		5- 0	
<hr/>											
13- 2	0- 0	0- 1		NON-CONFERENCE		2- 1		2- 0		9- 0	
3- 1	0- 0	0- 1		HOME		1- 0		1- 0		1- 0	
4- 0	0- 0	0- 0		AWAY		0- 0		1- 0		3- 0	
6- 1	0- 0	0- 0		NEUTRAL		1- 1		0- 0		5- 0	
<hr/>											
13- 5	0- 0	1- 2		CONFERENCE		1- 1		3- 0		8- 2	
8- 0	0- 0	1- 0		HOME		1- 0		1- 0		5- 0	
4- 5	0- 0	0- 2		AWAY		0- 1		1- 0		3- 2	
1- 0	0- 0	0- 0		NEUTRAL		0- 0		1- 0		0- 0	
<hr/>											
RPI	S	Opponent	Score	RPI	S	Opponent	Score	RPI	S	Opponent	Score
35	A	Northern Ariz.	1 3	55	A	Idaho St.	1 3	130	H	CSU Bakersfield	3 1
35	A	Northern Ariz.	0 3	55	H	Idaho St.	3 0	137	A	North Dakota	3 1
35	H	Northern Ariz.	3 1	57	N	UNCW	3 1	138	A	UC Davis	3 0
37	H	Santa Clara	1 3	96	H	Kent St.	3 1	150	H	Northern Colo.	3 1
				100	N	Cal Poly	1 3	150	N	Northern Colo.	3 1
								174	A	Idaho	2 3
								176	H	Nevada	3 1
								189	A	Southern Utah	3 0
								189	H	Southern Utah	3 2
								193	A	Eastern Wash.	1 3
								194	A	Campbell	3 1
								201	A	Fresno St.	3 1
								203	N	Rutgers	3 0
								216	A	Portland St.	3 0
								216	H	Portland St.	3 0
								231	A	San Jose St.	3 1
								237	N	UC Riverside	3 1
								258	N	Central Mich.	3 1
								259	H	Montana	3 0
								274	A	Weber St.	3 0
								274	H	Weber St.	3 1
								303	H	Montana St.	3 0
								304	N	Cal St. Fullerton	3 0
								319	N	Norfolk St.	3 0
<hr/>											
LAST 10 GAMES											
35	A	Northern Ariz.	0 3	274	H	Weber St.	3 1	303	H	Montana St.	3 0
150	N	Northern Colo.	3 1	216	A	Portland St.	3 0	304	N	Cal St. Fullerton	3 0
189	A	Southern Utah	3 0	137	A	North Dakota	3 1	319	N	Norfolk St.	3 0
35	A	Northern Ariz.	1 3	259	H	Montana	3 0				
55	H	Idaho St.	3 0	303	H	Montana St.	3 0				

Non-Div. I Games:

Sacramento St.

Average RPI Win:	229	WON-LOST RECORD	WINNING PCT. RANK	LAST 10 GAMES	STRENGTH OF SCHEDULE	OPP. STRENGTH OF SCHEDULE	TEAM RPI	ADJ RPI	CONF. RPI	ADJ CONF. RPI			
DIV. I ONLY		25- 4	.86207	14	10- 0	263	221	80	.56555	81	26	26	
DIV. I NON-CONF.		8- 4	.66667	99	0- 0	201	68	116	.53642	116	27	27	
<hr/>													
TOTALS	RPI 1-25	RPI 26-50		W-L RECORDS		RPI 51-100		RPI 101-150		RPI 150+			
25- 4	0- 1	0- 0		OVERALL		1- 3		1- 0		23- 0			
8- 0	0- 0	0- 0		HOME		1- 0		0- 0		7- 0			
10- 3	0- 1	0- 0		AWAY		0- 2		1- 0		9- 0			
7- 1	0- 0	0- 0		NEUTRAL		0- 1		0- 0		7- 0			
<hr/>													
8- 4	0- 1	0- 0		NON-CONFERENCE		1- 3		1- 0		6- 0			
1- 0	0- 0	0- 0		HOME		1- 0		0- 0		0- 0			
3- 3	0- 1	0- 0		AWAY		0- 2		1- 0		2- 0			
4- 1	0- 0	0- 0		NEUTRAL		0- 1		0- 0		4- 0			
<hr/>													
17- 0	0- 0	0- 0		CONFERENCE		0- 0		0- 0		17- 0			
7- 0	0- 0	0- 0		HOME		0- 0		0- 0		7- 0			
7- 0	0- 0	0- 0		AWAY		0- 0		0- 0		7- 0			
3- 0	0- 0	0- 0		NEUTRAL		0- 0		0- 0		3- 0			
<hr/>													
RPI S	Opponent	Score		RPI S	Opponent	Score		RPI S	Opponent	Score			
22 A	Florida St.	0	3			57 H	UNCW	3	1	110 A	Georgia Tech	3	2
						62 N	Xavier	2	3	164 A	South Carolina	3	1
						76 A	Iowa	0	3	167 A	Liberty	3	0
						76 A	Iowa	0	3	181 A	High Point	3	0
										181 H	High Point	3	1
										194 A	Campbell	3	1
										194 H	Campbell	3	0
										194 N	Campbell	3	0
										207 N	Drake	3	0
										208 N	Siena	3	0
										219 A	Radford	3	0
										236 A	Winthrop	3	0
										236 H	Winthrop	3	0
										236 N	Winthrop	3	2
										241 H	UNC Asheville	3	0
										269 N	UT Martin	3	0
										285 A	Florida A&M	3	0
										305 N	Citadel	3	1
										306 A	Charleston So.	3	0
										306 H	Charleston So.	3	0
										306 N	Charleston So.	3	0
										309 A	Presbyterian	3	0
										309 H	Presbyterian	3	0
										311 H	Gardner-Webb	3	0
				LAST 10 GAMES									
				194 N	Campbell	3	0	306 A	Charleston So.	3	0		
				236 N	Winthrop	3	2	309 H	Presbyterian	3	0		
				306 N	Charleston So.	3	0	236 H	Winthrop	3	0		
				181 A	High Point	3	0	241 H	UNC Asheville	3	0		
				194 A	Campbell	3	1	311 H	Gardner-Webb	3	0		

Non-Div. I Games:

Coastal Caro.

T
O
W
S
O
N

Towson					Through Games Of Though Nov. 22, 2015											
Average RPI Win:		210	WON-LOST RECORD		WINNING PCT. RANK	LAST 10 GAMES		STRENGTH OF SCHEDULE		OPP. STRENGTH OF SCHEDULE		TEAM RPI	ADJ RPI		CONF. RPI	ADJ CONF. RPI
Average RPI Loss:		98														
DIV. I ONLY			26- 6	.8125	25	7- 3		219		199		81	.56412	82	12	12
DIV. I NON-CONF.			14- 1	.93333	7	1- 0		273		258		86	.55953	86	13	13
TOTALS		RPI 1-25		RPI 26-50		W-L RECORDS		RPI 51-100		RPI 101-150		RPI 150+				
26- 6		0- 0		0- 0		OVERALL		4- 3		2- 2		20- 1				
11- 2		0- 0		0- 0		HOME		3- 0		1- 1		7- 1				
9- 3		0- 0		0- 0		AWAY		1- 2		1- 1		7- 0				
6- 1		0- 0		0- 0		NEUTRAL		0- 1		0- 0		6- 0				
14- 1		0- 0		0- 0		NON-CONFERENCE		0- 0		1- 1		13- 0				
4- 1		0- 0		0- 0		HOME		0- 0		0- 1		4- 0				
4- 0		0- 0		0- 0		AWAY		0- 0		1- 0		3- 0				
6- 0		0- 0		0- 0		NEUTRAL		0- 0		0- 0		6- 0				
12- 5		0- 0		0- 0		CONFERENCE		4- 3		1- 1		7- 1				
7- 1		0- 0		0- 0		HOME		3- 0		1- 0		3- 1				
5- 3		0- 0		0- 0		AWAY		1- 2		0- 1		4- 0				
0- 1		0- 0		0- 0		NEUTRAL		0- 1		0- 0		0- 0				
RPI	S	Opponent	Score	RPI	S	Opponent	Score	RPI	S	Opponent	Score	RPI	S	Opponent	Score	
						57 A UNCW	1 3			107 H Tennessee	2 3					
						57 H UNCW	3 0			111 A Hofstra	2 3					
						57 N UNCW	2 3			111 H Hofstra	3 0					
						74 A James Madison	2 3			125 A North Dakota St.	3 1					
						74 H James Madison	3 0			165 N Fairfield	3 1					
						84 A Col. of Charleston	3 1			173 N Milwaukee	3 1					
						84 H Col. of Charleston	3 0			174 N Idaho	3 2					
										179 A Delaware	3 2					
										179 H Delaware	2 3					
										197 A Penn	3 1					
										198 N Utah Valley	3 2					
										220 N Western Caro.	3 1					
										250 A William & Mary	3 1					
										250 H William & Mary	3 1					
										257 H Manhattan	3 0					
										262 A Elon	3 1					
										262 H Elon	3 0					
										267 N Binghamton	3 0					
										270 A Northeastern	3 1					
										270 H Northeastern	3 1					
										271 A Tennessee Tech	3 0					
										286 H Coppin St.	3 0					
										317 H Saint Francis (PA)	3 0					
										322 A Delaware St.	3 1					
										322 H Delaware St.	3 0					
						LAST 10 GAMES										
						57 N UNCW	2 3			57 H UNCW	3 0					
						322 A Delaware St.	3 1			84 H Col. of Charleston	3 0					
						74 H James Madison	3 0			250 H William & Mary	3 1					
						270 A Northeastern	3 1			262 H Elon	3 0					
						111 A Hofstra	2 3			179 H Delaware	2 3					

T
O
W
S
O
N

Non-Div. I Games:

Towson

RPI	S	Opponent	Score	
280	H	IPFW	3	0
313	A	Western Ill.	3	0
313	H	Western Ill.	3	0

Denver

D
e
n
v
e
r

D
e
n
v
e
r

Average RPI Win:		194	WON-LOST RECORD		WINNING PCT. RANK		LAST 10 GAMES		STRENGTH OF SCHEDULE		OPP. STRENGTH OF SCHEDULE		TEAM RPI		ADJ RPI		CONF. RPI		ADJ CONF. RPI				
DIV. I ONLY			20- 13		.60606 112		7- 3		64		123		83		.56191 84		12		12				
DIV. I NON-CONF.			8- 6		.57143 141		0- 0		75		95		91		.55348 91		13		13				
TOTALS		RPI 1-25		RPI 26-50		W-L RECORDS		RPI 51-100		RPI 101-150		RPI 150+											
20- 13		0- 3		0- 0		OVERALL		4- 5		2- 5		14- 0											
10- 5		0- 1		0- 0		HOME		1- 2		1- 2		8- 0											
7- 4		0- 1		0- 0		AWAY		3- 2		0- 1		4- 0											
3- 4		0- 1		0- 0		NEUTRAL		0- 1		1- 2		2- 0											
8- 6		0- 3		0- 0		NON-CONFERENCE		1- 0		1- 3		6- 0											
5- 2		0- 1		0- 0		HOME		0- 0		1- 1		4- 0											
1- 1		0- 1		0- 0		AWAY		1- 0		0- 0		0- 0											
2- 3		0- 1		0- 0		NEUTRAL		0- 0		0- 2		2- 0											
12- 7		0- 0		0- 0		CONFERENCE		3- 5		1- 2		8- 0											
5- 3		0- 0		0- 0		HOME		1- 2		0- 1		4- 0											
6- 3		0- 0		0- 0		AWAY		2- 2		0- 1		4- 0											
1- 1		0- 0		0- 0		NEUTRAL		0- 1		1- 0		0- 0											
RPI	S	Opponent		Score		RPI	S	Opponent		Score		RPI	S	Opponent		Score		RPI	S	Opponent		Score	
3	H	Minnesota		0	3					57	A	UNCW	2	3	107	H	Tennessee	1	3				
4	A	Wisconsin		0	3					57	H	UNCW	3	2	108	N	Tulsa	2	3				
16	N	Western Ky.		0	3					57	N	UNCW	0	3	111	A	Hofstra	0	3				
										74	A	James Madison	3	2	111	H	Hofstra	2	3				
										74	A	James Madison	3	0	111	N	Hofstra	3	2				
										74	H	James Madison	2	3	115	N	Southern Miss.	0	3				
										82	A	Towson	0	3	131	H	Jacksonville	3	0				
										82	H	Towson	1	3	179	A	Delaware	3	2				
										87	A	Alabama	3	2	179	H	Delaware	3	2				
															196	H	Sam Houston St.	3	0				
															199	N	Colgate	3	2				
															215	H	Wofford	3	0				
															221	H	Bryant	3	0				
															250	A	William & Mary	3	0				
															250	H	William & Mary	3	1				
															262	A	Elon	3	1				
															262	H	Elon	3	0				
															270	A	Northeastern	3	1				
															270	H	Northeastern	3	1				
															278	N	Northwestern St.	3	1				
															306	H	Charleston So.	3	1				
						LAST 10 GAMES																	
						57	N	UNCW	0	3	250	H	William & Mary	3	1								
						74	A	James Madison	3	2	262	H	Elon	3	0								
						111	N	Hofstra	3	2	74	A	James Madison	3	0								
						179	A	Delaware	3	2	82	A	Towson	0	3								
						57	H	UNCW	3	2	111	A	Hofstra	0	3								

Non-Div. I Games:

Col. of Charleston

Average RPI Win:		169	WON-LOST RECORD		WINNING PCT. RANK		LAST 10 GAMES		STRENGTH OF SCHEDULE		OPP. STRENGTH OF SCHEDULE		TEAM RPI		ADJ RPI		CONF. RPI		ADJ CONF. RPI				
DIV. I ONLY			20- 13		.60606 112		6- 4		80		92		85		.56003 86		11		11				
DIV. I NON-CONF.			8- 7		.53333 155		0- 0		78		72		103		.54467 104		12		12				
TOTALS		RPI 1-25		RPI 26-50		W-L RECORDS		RPI 51-100		RPI 101-150		RPI 150+											
20- 13		0- 3		0- 2		OVERALL		4- 3		3- 4		13- 1											
9- 4		0- 1		0- 2		HOME		2- 0		1- 1		6- 0											
6- 6		0- 1		0- 0		AWAY		1- 3		1- 1		4- 1											
5- 3		0- 1		0- 0		NEUTRAL		1- 0		1- 2		3- 0											
8- 7		0- 1		0- 2		NON-CONFERENCE		1- 0		2- 4		5- 0											
2- 3		0- 0		0- 2		HOME		0- 0		0- 1		2- 0											
2- 2		0- 1		0- 0		AWAY		1- 0		1- 1		0- 0											
4- 2		0- 0		0- 0		NEUTRAL		0- 0		1- 2		3- 0											
12- 6		0- 2		0- 0		CONFERENCE		3- 3		1- 0		8- 1											
7- 1		0- 1		0- 0		HOME		2- 0		1- 0		4- 0											
4- 4		0- 0		0- 0		AWAY		0- 3		0- 0		4- 1											
1- 1		0- 1		0- 0		NEUTRAL		1- 0		0- 0		0- 0											
RPI	S	Opponent		Score		RPI	S	Opponent		Score		RPI	S	Opponent		Score							
16	H	Western Ky.		2 3		45	H	Boise St.		2 3		59	A	Oklahoma		3 2							
16	N	Western Ky.		0 3		49	H	Baylor		1 3		67	A	UTSA		0 3							
17	A	Missouri		0 3								67	H	UTSA		3 0							
												74	A	Rice		2 3							
												74	H	Rice		3 2							
												91	A	Fla. Atlantic		2 3							
												91	N	Fla. Atlantic		3 1							
														108		A Tulsa							
														115		H Southern Miss.							
														119		N Little Rock							
														121		A Texas-Arlington							
														125		N North Dakota St.							
														132		H Houston							
														140		N Central Ark.							
														154		A FIU							
														156		A Marshall							
														166		H Stephen F. Austin							
														180		N Oral Roberts							
														183		N Houston Baptist							
														200		A UTEP							
														200		H UTEP							
														209		A Charlotte							
														225		H Abilene Christian							
														235		H Middle Tenn.							
														236		N Winthrop							
														247		A Louisiana Tech							
														247		H Louisiana Tech							
														292		H UAB							
LAST 10 GAMES						LAST 10 GAMES						LAST 10 GAMES											
16 N Western Ky.						0 3						91 A Fla. Atlantic						2 3					
91 N Fla. Atlantic						3 1						115 H Southern Miss.						3 0					
67 H UTSA						3 0						200 H UTEP						3 1					
235 H Middle Tenn.						3 1						209 A Charlotte						0 3					
154 A FIU						3 1						74 A Rice						2 3					

Non-Div. I Games:

North Texas

Average RPI Win:		154	WON-LOST RECORD		WINNING PCT. RANK		LAST 10 GAMES		STRENGTH OF SCHEDULE		OPP. STRENGTH OF SCHEDULE		TEAM RPI		ADJ RPI		CONF. RPI		ADJ CONF. RPI		
DIV. I ONLY			16- 14		.53333 145		7- 3		55		49		87		.55982 87		5		5		
DIV. I NON-CONF.			6- 8		.42857 192		0- 0		77		84		141		.51786 141		4		4		
TOTALS		RPI 1-25		RPI 26-50		W-L RECORDS		RPI 51-100		RPI 101-150		RPI 150+									
16- 14		1- 6		0- 0		OVERALL		4- 5		3- 3		8- 0									
10- 5		1- 1		0- 0		HOME		2- 2		2- 2		5- 0									
6- 7		0- 4		0- 0		AWAY		2- 2		1- 1		3- 0									
0- 2		0- 1		0- 0		NEUTRAL		0- 1		0- 0		0- 0									
6- 8		0- 1		0- 0		NON-CONFERENCE		2- 5		0- 2		4- 0									
4- 4		0- 0		0- 0		HOME		1- 2		0- 2		3- 0									
2- 2		0- 0		0- 0		AWAY		1- 2		0- 0		1- 0									
0- 2		0- 1		0- 0		NEUTRAL		0- 1		0- 0		0- 0									
10- 6		1- 5		0- 0		CONFERENCE		2- 0		3- 1		4- 0									
6- 1		1- 1		0- 0		HOME		1- 0		2- 0		2- 0									
4- 5		0- 4		0- 0		AWAY		1- 0		1- 1		2- 0									
0- 0		0- 0		0- 0		NEUTRAL		0- 0		0- 0		0- 0									
RPI	S	Opponent		Score		RPI	S	Opponent		Score		RPI	S	Opponent		Score					
5	A	Florida		0	3					52	N	UNI	1	3	107	A	Tennessee	1	3		
10	A	Texas A&M		0	3					54	H	Virginia	3	1	107	H	Tennessee	3	1		
16	N	Western Ky.		0	3					56	A	Arkansas	3	2	108	H	Tulsa	2	3		
17	A	Missouri		2	3					63	A	Long Beach St.	1	3	115	H	Southern Miss.	2	3		
17	H	Missouri		3	2					70	H	Saint Louis	2	3	118	A	LSU	3	2		
19	A	Kentucky		1	3					72	H	Auburn	3	0	142	H	Mississippi St.	3	1		
19	H	Kentucky		0	3					73	A	Pepperdine	1	3	164	A	South Carolina	3	1		
										84	H	Col. of Charleston	2	3	164	H	South Carolina	3	1		
										92	A	Northern Ill.	3	1	175	H	Troy	3	0		
															217	A	Georgia	3	0		
															217	H	Georgia	3	0		
															278	H	Northwestern St.	3	0		
															293	H	Alabama St.	3	0		
															304	A	Cal St. Fullerton	3	2		
LAST 10 GAMES																					
164 A South Carolina						3	1	107 H Tennessee						3	1						
217 A Georgia						3	0	56 A Arkansas						3	2						
72 H Auburn						3	0	17 A Missouri						2	3						
5 A Florida						0	3	217 H Georgia						3	0						
164 H South Carolina						3	1	19 H Kentucky						0	3						

Non-Div. I Games:

Alabama

Average RPI Win:	172	WON-LOST	WINNING	LAST 10	STRENGTH OF	OPP. STRENGTH	TEAM	ADJ	CONF.	ADJ CONF.	
Average RPI Loss:	91	RECORD	PCT. RANK	GAMES	SCHEDULE	OF SCHEDULE	RPI	RPI	RPI	RPI	
DIV. I ONLY	19- 10	.65517	86	6- 4	106	101	86	.5595	88	9	9
DIV. I NON-CONF.	8- 3	.72727	72	0- 0	132	141	80	.56524	82	11	11
<hr/>											
TOTALS	RPI 1-25	RPI 26-50		W-L RECORDS	RPI 51-100		RPI 101-150		RPI 150+		
19- 10	0- 1	0- 2		OVERALL	3- 2		6- 4		10- 1		
8- 5	0- 1	0- 1		HOME	2- 0		2- 2		4- 1		
8- 4	0- 0	0- 1		AWAY	1- 1		4- 2		3- 0		
3- 1	0- 0	0- 0		NEUTRAL	0- 1		0- 0		3- 0		
<hr/>											
8- 3	0- 1	0- 0		NON-CONFERENCE	2- 1		1- 0		5- 1		
3- 2	0- 1	0- 0		HOME	1- 0		0- 0		2- 1		
2- 0	0- 0	0- 0		AWAY	1- 0		1- 0		0- 0		
3- 1	0- 0	0- 0		NEUTRAL	0- 1		0- 0		3- 0		
<hr/>											
11- 7	0- 0	0- 2		CONFERENCE	1- 1		5- 4		5- 0		
5- 3	0- 0	0- 1		HOME	1- 0		2- 2		2- 0		
6- 4	0- 0	0- 1		AWAY	0- 1		3- 2		3- 0		
0- 0	0- 0	0- 0		NEUTRAL	0- 0		0- 0		0- 0		
<hr/>											
RPI S	Opponent	Score		RPI S	Opponent	Score		RPI S	Opponent	Score	
14 H	Louisville	1	3	27 A	SMU	0	3	52 N	UNI	1	3
				27 H	SMU	0	3	62 H	Xavier	3	1
								69 A	Cleveland St.	3	1
								71 A	Temple	1	3
								71 H	Temple	3	1
								108 A	Tulsa	3	2
								108 H	Tulsa	3	2
								127 A	UCF	3	0
								127 H	UCF	3	1
								129 A	UConn	2	3
								129 H	UConn	2	3
								132 A	Houston	3	0
								134 A	Memphis	1	3
								134 H	Memphis	2	3
								144 A	Butler	3	1
								160 A	South Fla.	3	1
								160 H	South Fla.	3	1
								190 H	Northern Ky.	3	0
								195 H	Eastern Mich.	0	3
								228 N	Ill.-Chicago	3	1
								233 A	Tulane	3	0
								258 N	Central Mich.	3	0
								266 A	East Carolina	3	0
								266 H	East Carolina	3	1
								267 N	Binghamton	3	0
								289 H	SIUE	3	0
				LAST 10 GAMES							
				127 A	UCF	3	0	108 H	Tulsa	3	2
				160 A	South Fla.	3	1	129 H	UConn	2	3
				266 A	East Carolina	3	0	71 H	Temple	3	1
				134 A	Memphis	1	3	108 A	Tulsa	3	2
				27 H	SMU	0	3	27 A	SMU	0	3

Non-Div. I Games:

Cincinnati

Average RPI Win: 180		WON-LOST	WINNING	LAST 10	STRENGTH OF		OPP. STRENGTH	TEAM	ADJ		CONF.	ADJ CONF.
Average RPI Loss: 73		RECORD	PCT. RANK	GAMES	SCHEDULE		OF SCHEDULE	RPI	RPI		RPI	RPI
DIV. I ONLY		21- 10	.67742	71	154		83	89	.55662		89	5
DIV. I NON-CONF.		14- 1	.93333	7	262		226	75	.56964		75	4
TOTALS		RPI 1-25	RPI 26-50		W-L RECORDS		RPI 51-100		RPI 101-150		RPI 150+	
21- 10		0- 6	0- 0		OVERALL		3- 1		4- 1		14- 2	
13- 5		0- 3	0- 0		HOME		2- 0		3- 1		8- 1	
4- 5		0- 3	0- 0		AWAY		1- 1		0- 0		3- 1	
4- 0		0- 0	0- 0		NEUTRAL		0- 0		1- 0		3- 0	
14- 1		0- 0	0- 0		NON-CONFERENCE		1- 0		2- 0		11- 1	
8- 1		0- 0	0- 0		HOME		1- 0		1- 0		6- 1	
2- 0		0- 0	0- 0		AWAY		0- 0		0- 0		2- 0	
4- 0		0- 0	0- 0		NEUTRAL		0- 0		1- 0		3- 0	
7- 9		0- 6	0- 0		CONFERENCE		2- 1		2- 1		3- 1	
5- 4		0- 3	0- 0		HOME		1- 0		2- 1		2- 0	
2- 5		0- 3	0- 0		AWAY		1- 1		0- 0		1- 1	
0- 0		0- 0	0- 0		NEUTRAL		0- 0		0- 0		0- 0	
RPI S	Opponent	Score	RPI S	Opponent	Score	RPI S	Opponent	Score	RPI S	Opponent	Score	
5 A	Florida	0 3				51 H	Lipscomb	3 1	107 H	Tennessee	3 1	
10 A	Texas A&M	0 3				56 A	Arkansas	3 2	115 H	Southern Miss.	3 0	
10 H	Texas A&M	2 3				56 H	Arkansas	3 1	118 H	LSU	3 1	
17 A	Missouri	1 3				72 A	Auburn	2 3	131 N	Jacksonville	3 0	
17 H	Missouri	1 3							142 H	Mississippi St.	0 3	
19 H	Kentucky	0 3							151 A	North Carolina St.	3 2	
									164 A	South Carolina	0 3	
									164 H	South Carolina	3 1	
									171 H	Belmont	3 0	
									179 N	Delaware	3 0	
									180 H	Oral Roberts	3 0	
									192 H	McNeese St.	3 1	
									217 A	Georgia	3 1	
									217 H	Georgia	3 0	
									232 H	Buffalo	3 2	
									238 H	Tennessee St.	3 1	
									269 H	UT Martin	2 3	
									278 H	Northwestern St.	3 0	
									292 A	UAB	3 1	
									295 N	Jacksonville St.	3 1	
									334 N	Mississippi Val.	3 0	
LAST 10 GAMES												
17 H	Missouri	1 3	164 A	South Carolina	0 3							
72 A	Auburn	2 3	217 A	Georgia	3 1							
118 H	LSU	3 1	19 H	Kentucky	0 3							
10 H	Texas A&M	2 3	107 H	Tennessee	3 1							
56 H	Arkansas	3 1	56 A	Arkansas	3 2							

Non-Div. I Games:

Ole Miss

[illegible]

Non-Div. I Games:

Furman

Average RPI Win:		190	WON-LOST RECORD		WINNING PCT. RANK		LAST 10 GAMES		STRENGTH OF SCHEDULE		OPP. STRENGTH OF SCHEDULE		TEAM RPI		ADJ RPI		CONF. RPI		ADJ CONF. RPI	
Average RPI Loss:		93																		
DIV. I ONLY			18- 11		.62069 98		5- 5		91		138		91		.55563 91		11		11	
DIV. I NON-CONF.			8- 4		.66667 99		0- 0		97		185		85		.56145 85		12		12	
TOTALS		RPI 1-25		RPI 26-50		W-L RECORDS		RPI 51-100		RPI 101-150		RPI 150+								
18- 11		0- 2		0- 1		OVERALL		3- 4		2- 1		13- 3								
9- 3		0- 1		0- 0		HOME		1- 1		1- 0		7- 1								
7- 4		0- 1		0- 0		AWAY		2- 1		1- 1		4- 1								
2- 4		0- 0		0- 1		NEUTRAL		0- 2		0- 0		2- 1								
8- 4		0- 0		0- 1		NON-CONFERENCE		2- 1		0- 1		6- 1								
4- 0		0- 0		0- 0		HOME		0- 0		0- 0		4- 0								
2- 1		0- 0		0- 0		AWAY		2- 0		0- 1		0- 0								
2- 3		0- 0		0- 1		NEUTRAL		0- 1		0- 0		2- 1								
10- 7		0- 2		0- 0		CONFERENCE		1- 3		2- 0		7- 2								
5- 3		0- 1		0- 0		HOME		1- 1		1- 0		3- 1								
5- 3		0- 1		0- 0		AWAY		0- 1		1- 0		4- 1								
0- 1		0- 0		0- 0		NEUTRAL		0- 1		0- 0		0- 0								
RPI S	Opponent		Score		RPI S	Opponent		Score		RPI S	Opponent		Score		RPI S	Opponent		Score		
16 A	Western Ky.		0 3		50 N	Ohio		1 3		51 A	Lipscomb		3 0		115 A	Southern Miss.		3 1		
16 H	Western Ky.		0 3							67 H	UTSA		1 3		115 H	Southern Miss.		3 1		
										73 N	Pepperdine		1 3		138 A	North Florida		2 3		
										74 A	Rice		0 3		154 A	FIU		1 3		
										86 H	North Texas		3 2		154 H	FIU		2 3		
										86 N	North Texas		1 3		156 H	Marshall		3 0		
										94 A	FGCU		3 1		191 N	Ball St.		0 3		
															194 N	Campbell		3 0		
															200 H	UTEP		3 0		
															209 A	Charlotte		3 0		
															209 H	Charlotte		3 0		
															213 H	Stetson		3 0		
															223 H	Ga. Southern		3 0		
															235 A	Middle Tenn.		3 0		
															247 A	Louisiana Tech		3 0		
															255 H	Bethune-Cookman		3 0		
															255 N	Bethune-Cookman		3 0		
															267 H	Binghamton		3 0		
															292 A	UAB		3 0		
					LAST 10 GAMES															
					86 N North Texas 1 3					67 H UTSA 1 3										
					247 A Louisiana Tech 3 0					16 A Western Ky. 0 3										
					209 A Charlotte 3 0					154 H FIU 2 3										
					16 H Western Ky. 0 3					115 H Southern Miss. 3 1										
					86 H North Texas 3 2					235 A Middle Tenn. 3 0										

Non-Div. I Games:

Fla. Atlantic

Average RPI Win:	194	WON-LOST	WINNING	LAST 10	STRENGTH OF	OPP. STRENGTH	TEAM	ADJ	CONF.	ADJ CONF.	
Average RPI Loss:	58	RECORD	PCT. RANK	GAMES	SCHEDULE	OF SCHEDULE	RPI	RPI	RPI	RPI	
DIV. I ONLY	19- 11	.63333	95	8- 2	115	90	95	.55558	92	20	20
DIV. I NON-CONF.	4- 8	.33333	249	0- 0	54	4	139	.52266	135	14	14
<hr/>											
TOTALS	RPI 1-25	RPI 26-50		W-L RECORDS	RPI 51-100		RPI 101-150		RPI 150+		
19- 11	0- 4	1- 2		OVERALL	1- 4		3- 0		14- 1		
10- 5	0- 1	1- 0		HOME	1- 4		1- 0		7- 0		
7- 4	0- 1	0- 2		AWAY	0- 0		0- 0		7- 1		
2- 2	0- 2	0- 0		NEUTRAL	0- 0		2- 0		0- 0		
<hr/>											
4- 8	0- 4	0- 1		NON-CONFERENCE	1- 3		1- 0		2- 0		
3- 4	0- 1	0- 0		HOME	1- 3		0- 0		2- 0		
0- 2	0- 1	0- 1		AWAY	0- 0		0- 0		0- 0		
1- 2	0- 2	0- 0		NEUTRAL	0- 0		1- 0		0- 0		
<hr/>											
15- 3	0- 0	1- 1		CONFERENCE	0- 1		2- 0		12- 1		
7- 1	0- 0	1- 0		HOME	0- 1		1- 0		5- 0		
7- 2	0- 0	0- 1		AWAY	0- 0		0- 0		7- 1		
1- 0	0- 0	0- 0		NEUTRAL	0- 0		1- 0		0- 0		
<hr/>											
RPI S	Opponent	Score	RPI S	Opponent	Score	RPI S	Opponent	Score	RPI S	Opponent	Score
11 A	Ohio St.	0 3	34 A	Wichita St.	1 3	52 H	UNI	1 3	105 N	Texas St.	3 1
16 H	Western Ky.	2 3	50 A	Ohio	0 3	60 H	Pacific	1 3	117 H	Miami (OH)	3 0
19 N	Kentucky	0 3	50 H	Ohio	3 0	76 H	Iowa	3 1	117 N	Miami (OH)	3 1
22 N	Florida St.	0 3				87 H	Alabama	1 3	158 A	Western Mich.	3 0
						96 H	Kent St.	1 3	158 H	Western Mich.	3 0
									173 H	Milwaukee	3 1
									191 A	Ball St.	0 3
									191 H	Ball St.	3 0
									195 A	Eastern Mich.	3 0
									195 H	Eastern Mich.	3 0
									232 A	Buffalo	3 2
									256 A	Bowling Green	3 0
									258 A	Central Mich.	3 0
									258 H	Central Mich.	3 1
									276 H	South Dakota St.	3 0
									287 A	Toledo	3 1
									287 H	Toledo	3 0
									296 A	Akron	3 0
<hr/>											
LAST 10 GAMES											
			50 A	Ohio	0 3	287 H	Toledo	3 0			
			117 N	Miami (OH)	3 1	258 A	Central Mich.	3 0			
			256 A	Bowling Green	3 0	195 A	Eastern Mich.	3 0			
			158 H	Western Mich.	3 0	50 H	Ohio	3 0			
			191 H	Ball St.	3 0	96 H	Kent St.	1 3			

Non-Div. I Games:

Northern Ill.

Average RPI Win:		165	WON-LOST RECORD		WINNING PCT. RANK		LAST 10 GAMES		STRENGTH OF SCHEDULE		OPP. STRENGTH OF SCHEDULE		TEAM RPI		ADJ RPI		CONF. RPI		ADJ CONF. RPI						
DIV. I ONLY			15- 15	.5	160	3- 7			41	57	93	.55481	93	4	4										
DIV. I NON-CONF.			9- 4	.69231	85	0- 0			100	110	69	.57321	67	5	5										
TOTALS		RPI 1-25		RPI 26-50		W-L RECORDS		RPI 51-100		RPI 101-150		RPI 150+													
15- 15		0- 4		2- 7		OVERALL		2- 2		2- 2		9- 0													
9- 6		0- 2		2- 3		HOME		2- 0		2- 1		3- 0													
2- 9		0- 2		0- 4		AWAY		0- 2		0- 1		2- 0													
4- 0		0- 0		0- 0		NEUTRAL		0- 0		0- 0		4- 0													
9- 4		0- 2		2- 1		NON-CONFERENCE		0- 0		0- 1		7- 0													
4- 2		0- 1		2- 0		HOME		0- 0		0- 1		2- 0													
1- 2		0- 1		0- 1		AWAY		0- 0		0- 0		1- 0													
4- 0		0- 0		0- 0		NEUTRAL		0- 0		0- 0		4- 0													
6- 11		0- 2		0- 6		CONFERENCE		2- 2		2- 1		2- 0													
5- 4		0- 1		0- 3		HOME		2- 0		2- 0		1- 0													
1- 7		0- 1		0- 3		AWAY		0- 2		0- 1		1- 0													
0- 0		0- 0		0- 0		NEUTRAL		0- 0		0- 0		0- 0													
RPI	S	Opponent		Score		RPI	S	Opponent		Score		RPI	S	Opponent		Score									
6	H	Washington		0	3	28	A	San Diego		1	3	60	A	Pacific		2	3	104	H	Portland	3	0			
8	A	Kansas		1	3	28	H	San Diego		2	3	60	H	Pacific		3	1	114	A	San Francisco	2	3			
15	A	BYU		0	3	29	A	Loyola Marymount		2	3	73	A	Pepperdine		2	3	114	H	San Francisco	3	0			
15	H	BYU		2	3	29	H	Loyola Marymount		2	3	73	H	Pepperdine		3	0	126	H	Utah	2	3			
						33	A	Arizona St.		1	3							162	N	UMKC	3	1			
						37	A	Santa Clara		1	3							187	A	St. Mary's (CA)	3	1			
						37	H	Santa Clara		1	3							187	H	St. Mary's (CA)	3	0			
						45	H	Boise St.		3	1							189	N	Southern Utah	3	0			
						48	H	Wyoming		3	0							216	H	Portland St.	3	1			
																		259	H	Montana	3	0			
																		272	N	Niagara	3	0			
																		276	N	South Dakota St.	3	0			
																		279	A	Grand Canyon	3	0			
						LAST 10 GAMES																			
						60	A	Pacific		2	3	73	A	Pepperdine		2	3								
						187	A	St. Mary's (CA)		3	1	114	H	San Francisco		3	0								
						15	H	BYU		2	3	37	H	Santa Clara		1	3								
						28	H	San Diego		2	3	104	H	Portland		3	0								
						29	A	Loyola Marymount		2	3	28	A	San Diego		1	3								

Non-Div. I Games:

Gonzaga

Average RPI Win:		219	WON-LOST RECORD		WINNING PCT. RANK		LAST 10 GAMES		STRENGTH OF SCHEDULE		OPP. STRENGTH OF SCHEDULE		TEAM RPI		ADJ RPI		CONF. RPI		ADJ CONF. RPI										
DIV. I ONLY			21- 11	.65625	82	6- 4		108		185		92		.55343		94	13		13										
DIV. I NON-CONF.			11- 6	.64706	111	1- 0		116		195		100		.54708		101	17		17										
TOTALS		RPI 1-25		RPI 26-50			W-L RECORDS			RPI 51-100			RPI 101-150			RPI 150+													
21- 11		0- 2		0- 2			OVERALL			0- 3			5- 4			16- 0													
9- 5		0- 0		0- 2			HOME			0- 2			2- 1			7- 0													
10- 3		0- 0		0- 0			AWAY			0- 1			2- 2			8- 0													
2- 3		0- 2		0- 0			NEUTRAL			0- 0			1- 1			1- 0													
11- 6		0- 2		0- 2			NON-CONFERENCE			0- 1			1- 1			10- 0													
4- 3		0- 0		0- 2			HOME			0- 1			0- 0			4- 0													
5- 1		0- 0		0- 0			AWAY			0- 0			0- 1			5- 0													
2- 2		0- 2		0- 0			NEUTRAL			0- 0			1- 0			1- 0													
10- 5		0- 0		0- 0			CONFERENCE			0- 2			4- 3			6- 0													
5- 2		0- 0		0- 0			HOME			0- 1			2- 1			3- 0													
5- 2		0- 0		0- 0			AWAY			0- 1			2- 1			3- 0													
0- 1		0- 0		0- 0			NEUTRAL			0- 0			0- 1			0- 0													
RPI	S	Opponent		Score		RPI	S	Opponent		Score		RPI	S	Opponent		Score													
17	N	Missouri		0	3	50	H	Ohio		1	3	51	A	Lipscomb		0	3	101	A	Kennesaw St.		1	3						
18	N	Arkansas St.		1	3	50	H	Ohio		1	3	51	H	Lipscomb		2	3	101	H	Kennesaw St.		3	2						
												91	H	Fla. Atlantic		1	3	101	N	Kennesaw St.		1	3						
																		111	A	Hofstra		2	3						
																		131	A	Jacksonville		3	2						
																		131	H	Jacksonville		2	3						
																		138	A	North Florida		3	1						
																		138	H	North Florida		3	1						
																		149	N	Princeton		3	1						
																		154	A	FIU		3	1						
																		160	A	South Fla.		3	0						
																		213	A	Stetson		3	1						
																		213	H	Stetson		3	1						
																		214	A	USC Upstate		3	0						
																		214	H	USC Upstate		3	0						
																		223	A	Ga. Southern		3	2						
																		248	H	New Orleans		3	0						
																		255	A	Bethune-Cookman		3	1						
																		255	H	Bethune-Cookman		3	0						
																		283	H	Fordham		3	0						
																		285	A	Florida A&M		3	0						
																		298	A	NJIT		3	0						
																		298	H	NJIT		3	0						
																		309	H	Presbyterian		3	0						
																		318	N	Hartford		3	0						
						LAST 10 GAMES																							
						101 N Kennesaw St.						1	3	131 H Jacksonville						2	3	298 H NJIT						3	0
						298 H NJIT						3	0	138 H North Florida						3	1	213 H Stetson						3	1
						51 H Lipscomb						2	3	285 A Florida A&M						3	0								
						101 A Kennesaw St.						1	3	131 A Jacksonville						3	2								
						214 A USC Upstate						3	0																

Non-Div. I Games:

FGCU

Average RPI Win: 161		WON-LOST	WINNING	LAST 10	STRENGTH OF		OPP. STRENGTH	TEAM	ADJ	CONF.	ADJ CONF.						
Average RPI Loss: 60		RECORD	PCT. RANK	GAMES	SCHEDULE		OF SCHEDULE	RPI	RPI	RPI	RPI						
DIV. I ONLY		17- 13	.56667	127	4- 6		86	63	94	.55322	95	6	6				
DIV. I NON-CONF.		9- 3	.75	60	0- 0		118	116	61	.5795	62	6	6				
<hr/>																	
TOTALS		RPI 1-25		RPI 26-50		W-L RECORDS		RPI 51-100		RPI 101-150		RPI 150+					
17- 13		0- 4		1- 2		OVERALL		2- 5		3- 1		11- 1					
10- 5		0- 2		1- 1		HOME		1- 1		1- 1		7- 0					
4- 7		0- 2		0- 0		AWAY		1- 4		0- 0		3- 1					
3- 1		0- 0		0- 1		NEUTRAL		0- 0		2- 0		1- 0					
9- 3		0- 0		0- 1		NON-CONFERENCE		1- 2		3- 0		5- 0					
5- 1		0- 0		0- 0		HOME		0- 1		1- 0		4- 0					
1- 1		0- 0		0- 0		AWAY		1- 1		0- 0		0- 0					
3- 1		0- 0		0- 1		NEUTRAL		0- 0		2- 0		1- 0					
8- 10		0- 4		1- 1		CONFERENCE		1- 3		0- 1		6- 1					
5- 4		0- 2		1- 1		HOME		1- 0		0- 1		3- 0					
3- 6		0- 2		0- 0		AWAY		0- 3		0- 0		3- 1					
0- 0		0- 0		0- 0		NEUTRAL		0- 0		0- 0		0- 0					
RPI	S	Opponent		Score		RPI	S	Opponent		Score		RPI	S	Opponent		Score	
14	A	Louisville		0 3		35	N	Northern Ariz.		2 3		54	A	Virginia		1 3	
20	A	North Carolina		0 3		38	H	Miami (FL)		2 3		58	A	Michigan St.		3 1	
20	H	North Carolina		1 3		47	H	Pittsburgh		3 1		61	A	Syracuse		2 3	
22	H	Florida St.		0 3								61	H	Syracuse		3 1	
												78	H	Chattanooga		2 3	
												85	A	Duke		1 3	
												97	A	Indiana		0 3	

Non-Div. I Games:

Virginia Tech

Average RPI Win:	198	WON-LOST RECORD	WINNING PCT. RANK	LAST 10 GAMES	STRENGTH OF SCHEDULE	OPP. STRENGTH OF SCHEDULE	TEAM RPI	ADJ RPI	CONF. RPI	ADJ CONF. RPI				
DIV. I ONLY		20- 10	.66667	79	8- 2	132	155	96	.55158	96	20	20		
DIV. I NON-CONF.		6- 6	.5	162	0- 0	65	106	111	.53962	111	14	14		
<hr/>														
TOTALS	RPI 1-25	RPI 26-50		W-L RECORDS		RPI 51-100		RPI 101-150		RPI 150+				
20- 10	0- 1	1- 3		OVERALL		2- 1		2- 4		15- 1				
8- 3	0- 0	0- 1		HOME		1- 0		1- 2		6- 0				
7- 5	0- 1	1- 1		AWAY		1- 1		1- 1		4- 1				
5- 2	0- 0	0- 1		NEUTRAL		0- 0		0- 1		5- 0				
<hr/>														
6- 6	0- 1	0- 1		NON-CONFERENCE		1- 1		1- 3		4- 0				
2- 1	0- 0	0- 0		HOME		1- 0		1- 1		0- 0				
0- 3	0- 1	0- 0		AWAY		0- 1		0- 1		0- 0				
4- 2	0- 0	0- 1		NEUTRAL		0- 0		0- 1		4- 0				
<hr/>														
14- 4	0- 0	1- 2		CONFERENCE		1- 0		1- 1		11- 1				
6- 2	0- 0	0- 1		HOME		0- 0		0- 1		6- 0				
7- 2	0- 0	1- 1		AWAY		1- 0		1- 0		4- 1				
1- 0	0- 0	0- 0		NEUTRAL		0- 0		0- 0		1- 0				
<hr/>														
RPI	S	Opponent	Score		RPI	S	Opponent	Score		RPI	S	Opponent	Score	
4	A	Wisconsin	0	3	37	N	Santa Clara	0	3	80	A	Sacramento St.	1	3
					50	A	Ohio	1	3	92	A	Northern Ill.	3	1
					50	A	Ohio	3	1	98	H	Oakland	3	1
					50	H	Ohio	0	3					
												Maryland	1	3
												Hofstra	1	3
												Miami (OH)	3	0
												Miami (OH)	2	3
												Albany (NY)	3	2
												Indiana St.	2	3
												Western Mich.	3	1
												Nevada	3	1
												Duquesne	3	1
												Ball St.	3	2
												Ball St.	3	0
												Eastern Mich.	3	1
												Georgetown	3	1
												Buffalo	3	1
												Buffalo	3	0
												Bowling Green	2	3
												Bowling Green	3	1
												Central Mich.	3	1
												Toledo	3	0
												Morgan St.	3	0
												Akron	3	0
												Akron	3	0
LAST 10 GAMES														
		50 A Ohio	1	3			50 A Ohio	3	1					
		191 N Ball St.	3	0			117 A Miami (OH)	3	0					
		232 H Buffalo	3	0			256 A Bowling Green	2	3					
		296 H Akron	3	0			158 A Western Mich.	3	1					
		195 H Eastern Mich.	3	1			92 A Northern Ill.	3	1					

Non-Div. I Games:

Kent St.

Average RPI Win:		164	WON-LOST RECORD		WINNING PCT. RANK		LAST 10 GAMES		STRENGTH OF SCHEDULE		OPP. STRENGTH OF SCHEDULE		TEAM RPI		ADJ RPI		CONF. RPI		ADJ CONF. RPI				
DIV. I ONLY			15- 15		.5 160		3- 7		68		24		100		.55093 97		1		1				
DIV. I NON-CONF.			10- 2		.83333 30		0- 0		167		135		57		.58475 59		1		1				
TOTALS		RPI 1-25		RPI 26-50				W-L RECORDS				RPI 51-100				RPI 101-150				RPI 150+			
15- 15		0- 8		2- 3				OVERALL				2- 4				3- 0				8- 0			
7- 4		0- 2		2- 1				HOME				2- 1				1- 0				2- 0			
4- 9		0- 6		0- 2				AWAY				0- 1				2- 0				2- 0			
4- 2		0- 0		0- 0				NEUTRAL				0- 2				0- 0				4- 0			
10- 2		0- 0		1- 0				NON-CONFERENCE				1- 2				2- 0				6- 0			
3- 0		0- 0		1- 0				HOME				1- 0				0- 0				1- 0			
3- 0		0- 0		0- 0				AWAY				0- 0				2- 0				1- 0			
4- 2		0- 0		0- 0				NEUTRAL				0- 2				0- 0				4- 0			
5- 13		0- 8		1- 3				CONFERENCE				1- 2				1- 0				2- 0			
4- 4		0- 2		1- 1				HOME				1- 1				1- 0				1- 0			
1- 9		0- 6		0- 2				AWAY				0- 1				0- 0				1- 0			
0- 0		0- 0		0- 0				NEUTRAL				0- 0				0- 0				0- 0			
RPI	S	Opponent		Score		RPI	S	Opponent		Score		RPI	S	Opponent		Score		RPI	S	Opponent		Score	
3	A	Minnesota		0	3	30	A	Michigan		1	3	58	A	Michigan St.		0	3	102	H	Maryland		3	1
4	A	Wisconsin		0	3	32	A	Purdue		0	3	58	H	Michigan St.		3	1	105	A	Texas St.		3	2
7	A	Nebraska		0	3	32	H	Purdue		0	3	67	N	UTSA		1	3	150	A	Northern Colo.		3	0
7	H	Nebraska		0	3	35	H	Northern Ariz.		3	2	69	N	Cleveland St.		2	3	203	A	Rutgers		3	0
9	A	Penn St.		0	3	42	H	Northwestern		3	0	76	H	Iowa		0	3	203	H	Rutgers		3	1
11	A	Ohio St.		1	3							95	H	Virginia Tech		3	0	218	N	Lamar		3	1
24	A	Illinois		0	3													235	A	Middle Tenn.		3	2
24	H	Illinois		0	3													239	N	Eastern Ky.		3	0
																		256	H	Bowling Green		3	0
																		256	N	Bowling Green		3	2
																		261	N	Utah St.		3	1
						LAST 10 GAMES																	
						24	A	Illinois		0	3	76	H	Iowa		0	3						
						7	A	Nebraska		0	3	4	A	Wisconsin		0	3						
						58	H	Michigan St.		3	1	3	A	Minnesota		0	3						
						203	A	Rutgers		3	0	42	H	Northwestern		3	0						
						7	H	Nebraska		0	3	24	H	Illinois		0	3						

Non-Div. I Games:

Indiana

Average RPI Win:		179	WON-LOST RECORD		WINNING PCT. RANK		LAST 10 GAMES		STRENGTH OF SCHEDULE		OPP. STRENGTH OF SCHEDULE		TEAM RPI		ADJ RPI		CONF. RPI		ADJ CONF. RPI				
DIV. I ONLY			18- 13		.58065 122		7- 3		77		156		97		.54971 98		16		16				
DIV. I NON-CONF.			6- 8		.42857 192		0- 0		64		77		132		.52469 132		19		19				
TOTALS		RPI 1-25		RPI 26-50		W-L RECORDS		RPI 51-100		RPI 101-150		RPI 150+											
18- 13		0- 1		0- 2		OVERALL		1- 3		3- 4		14- 3											
7- 5		0- 1		0- 0		HOME		0- 1		0- 1		7- 2											
8- 4		0- 0		0- 2		AWAY		1- 2		1- 0		6- 0											
3- 4		0- 0		0- 0		NEUTRAL		0- 0		2- 3		1- 1											
6- 8		0- 1		0- 2		NON-CONFERENCE		0- 2		2- 2		4- 1											
3- 1		0- 1		0- 0		HOME		0- 0		0- 0		3- 0											
0- 4		0- 0		0- 2		AWAY		0- 2		0- 0		0- 0											
3- 3		0- 0		0- 0		NEUTRAL		0- 0		2- 2		1- 1											
12- 5		0- 0		0- 0		CONFERENCE		1- 1		1- 2		10- 2											
4- 4		0- 0		0- 0		HOME		0- 1		0- 1		4- 2											
8- 0		0- 0		0- 0		AWAY		1- 0		1- 0		6- 0											
0- 1		0- 0		0- 0		NEUTRAL		0- 0		0- 1		0- 0											
RPI	S	Opponent		Score		RPI	S	Opponent		Score		RPI	S	Opponent		Score							
11	H	Ohio St.		1 3		29	A	Loyola Marymount		0 3		63	A	Long Beach St.		1 3							
						30	A	Michigan		0 3		69	A	Cleveland St.		3 1							
												69	H	Cleveland St.		2 3							
												96	A	Kent St.		1 3							
												106	N	George Washington		3 2							
												123	A	Valparaiso		3 1							
												123	H	Valparaiso		0 3							
												123	N	Valparaiso		1 3							
												135	N	Albany (NY)		0 3							
												140	N	Central Ark.		3 0							
												146	N	Indiana St.		1 3							
												157	H	Dartmouth		3 1							
												158	H	Western Mich.		3 1							
												168	A	Green Bay		3 1							
												168	H	Green Bay		3 0							
												173	A	Milwaukee		3 0							
												173	H	Milwaukee		2 3							
												178	N	West Virginia		2 3							
												190	A	Northern Ky.		3 0							
												190	H	Northern Ky.		3 2							
												204	H	Eastern Ill.		3 2							
												226	A	Youngstown St.		3 0							
												226	H	Youngstown St.		3 0							
												228	A	Ill.-Chicago		3 0							
												228	H	Ill.-Chicago		3 0							
												229	A	Wright St.		3 0							
												229	H	Wright St.		1 3							
												240	N	Stony Brook		3 2							
LAST 10 GAMES																							
123 N Valparaiso						1 3						123 H Valparaiso						0 3					
190 H Northern Ky.						3 2						228 H Ill.-Chicago						3 0					
229 H Wright St.						1 3						168 A Green Bay						3 1					
69 A Cleveland St.						3 1						173 A Milwaukee						3 0					
226 A Youngstown St.						3 0						229 A Wright St.						3 0					

Non-Div. I Games:

Oakland

RPI	S	Opponent	Score	
289	H	SIUE	3	0
295	A	Jacksonville St.	3	1

Murray St.

M
u
r
r
a
y
S
t
.

M
u
r
r
a
y
S
t
.

Average RPI Win:		207	WON-LOST RECORD		WINNING PCT. RANK		LAST 10 GAMES		STRENGTH OF SCHEDULE		OPP. STRENGTH OF SCHEDULE		TEAM RPI		ADJ RPI		CONF. RPI		ADJ CONF. RPI	
DIV. I ONLY			19- 7		.73077 52		7- 3		217		128		99		.54901 100		15		14	
DIV. I NON-CONF.			8- 3		.72727 72		0- 0		159		138		87		.55841 87		9		9	
TOTALS		RPI 1-25		RPI 26-50		W-L RECORDS		RPI 51-100		RPI 101-150		RPI 150+								
19- 7		0- 0		0- 4		OVERALL		2- 1		3- 2		14- 0								
7- 3		0- 0		0- 2		HOME		1- 0		2- 1		4- 0								
7- 4		0- 0		0- 2		AWAY		0- 1		1- 1		6- 0								
5- 0		0- 0		0- 0		NEUTRAL		1- 0		0- 0		4- 0								
8- 3		0- 0		0- 2		NON-CONFERENCE		1- 0		1- 1		6- 0								
1- 1		0- 0		0- 1		HOME		0- 0		1- 0		0- 0								
2- 2		0- 0		0- 1		AWAY		0- 0		0- 1		2- 0								
5- 0		0- 0		0- 0		NEUTRAL		1- 0		0- 0		4- 0								
11- 4		0- 0		0- 2		CONFERENCE		1- 1		2- 1		8- 0								
6- 2		0- 0		0- 1		HOME		1- 0		1- 1		4- 0								
5- 2		0- 0		0- 1		AWAY		0- 1		1- 0		4- 0								
0- 0		0- 0		0- 0		NEUTRAL		0- 0		0- 0		0- 0								
RPI	S	Opponent		Score		RPI	S	Opponent		Score		RPI	S	Opponent		Score				
				26	A	Hawaii	0	3	63	A	Long Beach St.	2	3	104	A	Portland	2	3		
				26	H	Hawaii	0	3	63	H	Long Beach St.	3	1	138	H	UC Davis	2	3		
				29	H	Loyola Marymount	1	3	80	N	Sacramento St.	3	1	141	A	UC Irvine	3	0		
				49	A	Baylor	1	3						141	H	UC Irvine	3	2		
														148	H	San Diego St.	3	0		
														174	N	Idaho	3	1		
														196	N	Sam Houston St.	3	0		
														201	A	Fresno St.	3	2		
														212	A	UC Santa Barbara	3	1		
														212	H	UC Santa Barbara	3	1		
														224	A	CSUN	3	0		
														224	H	CSUN	3	0		
														231	A	San Jose St.	3	1		
														237	A	UC Riverside	3	0		
														237	H	UC Riverside	3	0		
														286	N	Coppin St.	3	0		
														304	A	Cal St. Fullerton	3	0		
														304	H	Cal St. Fullerton	3	0		
														314	N	St. Francis Brooklyn	3	0		
				LAST 10 GAMES																
				26	H	Hawaii	0	3	212	A	UC Santa Barbara	3	1							
				304	A	Cal St. Fullerton	3	0	63	A	Long Beach St.	2	3							
				237	A	UC Riverside	3	0	224	A	CSUN	3	0							
				138	H	UC Davis	2	3	237	H	UC Riverside	3	0							
				141	H	UC Irvine	3	2	304	H	Cal St. Fullerton	3	0							

Non-Div. I Games:

Cal Poly

Average RPI Win:	210	WON-LOST RECORD	WINNING PCT. RANK	LAST 10 GAMES	STRENGTH OF SCHEDULE	OPP. STRENGTH OF SCHEDULE	TEAM RPI	ADJ RPI	CONF. RPI	ADJ CONF. RPI	
Average RPI Loss:	110										
DIV. I ONLY	19- 9	.67857	68	7- 3	149	210	101	.54778	101	13	13
DIV. I NON-CONF.	8- 3	.72727	72	0- 0	215	287	126	.52796	127	17	17
<hr/>											
TOTALS	RPI 1-25	RPI 26-50		W-L RECORDS	RPI 51-100		RPI 101-150		RPI 150+		
19- 9	0- 0	0- 0		OVERALL	3- 4		3- 4		13- 1		
9- 3	0- 0	0- 0		HOME	1- 2		2- 1		6- 0		
5- 5	0- 0	0- 0		AWAY	1- 2		1- 2		3- 1		
5- 1	0- 0	0- 0		NEUTRAL	1- 0		0- 1		4- 0		
<hr/>											
8- 3	0- 0	0- 0		NON-CONFERENCE	0- 1		1- 2		7- 0		
4- 1	0- 0	0- 0		HOME	0- 1		1- 0		3- 0		
1- 1	0- 0	0- 0		AWAY	0- 0		0- 1		1- 0		
3- 1	0- 0	0- 0		NEUTRAL	0- 0		0- 1		3- 0		
<hr/>											
11- 6	0- 0	0- 0		CONFERENCE	3- 3		2- 2		6- 1		
5- 2	0- 0	0- 0		HOME	1- 1		1- 1		3- 0		
4- 4	0- 0	0- 0		AWAY	1- 2		1- 1		2- 1		
2- 0	0- 0	0- 0		NEUTRAL	1- 0		0- 0		1- 0		
<hr/>											
RPI S	Opponent	Score	RPI S	Opponent	Score	RPI S	Opponent	Score	RPI S	Opponent	Score
						51 A Lipscomb	0	3	110 H Georgia Tech	3	1
						51 A Lipscomb	3	2	113 N Loyola Chicago	0	3
						51 H Lipscomb	2	3	123 A Valparaiso	0	3
						78 H Chattanooga	0	3	131 A Jacksonville	3	0
						94 A FGCU	2	3	131 H Jacksonville	0	3
						94 H FGCU	3	1	138 A North Florida	0	3
						94 N FGCU	3	1	138 H North Florida	3	1
									213 A Stetson	1	3
									213 H Stetson	3	0
									213 N Stetson	3	0
									214 A USC Upstate	3	2
									214 H USC Upstate	3	2
									223 N Ga. Southern	3	2
									245 N Mercer	3	0
									262 N Elon	3	0
									268 A Georgia St.	3	2
									293 H Alabama St.	3	0
									295 H Jacksonville St.	3	0
									298 A NJIT	3	0
									298 H NJIT	3	0
			331 H Savannah St.	3	0						
			LAST 10 GAMES								
			51 A Lipscomb	0	3	94 H FGCU	3	1			
			94 N FGCU	3	1	213 H Stetson	3	0			
			213 N Stetson	3	0	51 H Lipscomb	2	3			
			131 A Jacksonville	3	0	298 H NJIT	3	0			
			138 A North Florida	0	3	214 A USC Upstate	3	2			

Non-Div. I Games:

Kennesaw St.

Average RPI Win: 175		WON-LOST RECORD		WINNING PCT. RANK		LAST 10 GAMES		STRENGTH OF SCHEDULE		OPP. STRENGTH OF SCHEDULE		TEAM RPI		ADJ RPI		CONF. RPI		ADJ CONF. RPI			
DIV. I ONLY		13- 19		.40625 220		3- 7		25		39		103		.54717 102		1		1			
DIV. I NON-CONF.		10- 4		.71429 79		0- 0		68		162		54		.58738 55		1		1			
TOTALS		RPI 1-25		RPI 26-50		W-L RECORDS		RPI 51-100		RPI 101-150		RPI 150+									
13- 19		1- 10		0- 4		OVERALL		2- 3		1- 1		9- 1									
8- 7		1- 5		0- 2		HOME		1- 0		1- 0		5- 0									
3- 9		0- 3		0- 2		AWAY		1- 3		0- 0		2- 1									
2- 3		0- 2		0- 0		NEUTRAL		0- 0		0- 1		2- 0									
10- 4		0- 2		0- 0		NON-CONFERENCE		1- 1		1- 1		8- 0									
6- 0		0- 0		0- 0		HOME		1- 0		1- 0		4- 0									
2- 1		0- 0		0- 0		AWAY		0- 1		0- 0		2- 0									
2- 3		0- 2		0- 0		NEUTRAL		0- 0		0- 1		2- 0									
3- 15		1- 8		0- 4		CONFERENCE		1- 2		0- 0		1- 1									
2- 7		1- 5		0- 2		HOME		0- 0		0- 0		1- 0									
1- 8		0- 3		0- 2		AWAY		1- 2		0- 0		0- 1									
0- 0		0- 0		0- 0		NEUTRAL		0- 0		0- 0		0- 0									
RPI	S	Opponent		Score		RPI	S	Opponent		Score		RPI	S	Opponent		Score					
2	N	Southern California		0	3	30	A	Michigan		0	3	58	A	Michigan St.		1	3				
3	A	Minnesota		0	3	32	A	Purdue		1	3	59	A	Oklahoma		1	3				
3	H	Minnesota		0	3	32	H	Purdue		1	3	76	A	Iowa		3	1				
4	H	Wisconsin		0	3	42	H	Northwestern		0	3	96	H	Kent St.		3	1				
6	N	Washington		0	3							97	A	Indiana		1	3				
7	A	Nebraska		0	3																
7	H	Nebraska		1	3																
9	A	Penn St.		0	3																
9	H	Penn St.		1	3																
11	H	Ohio St.		3	0																
24	H	Illinois		0	3																
						LAST 10 GAMES															
						9 A Penn St.						0	3	9 H Penn St.						1	3
						3 A Minnesota						0	3	7 A Nebraska						0	3
						7 H Nebraska						1	3	76 A Iowa						3	1
						32 H Purdue						1	3	203 H Rutgers						3	1
						11 H Ohio St.						3	0	203 A Rutgers						2	3

Non-Div. I Games:

Maryland

Average RPI Win:		214	WON-LOST RECORD		WINNING PCT. RANK		LAST 10 GAMES		STRENGTH OF SCHEDULE		OPP. STRENGTH OF SCHEDULE		TEAM RPI		ADJ RPI		CONF. RPI		ADJ CONF. RPI	
DIV. I ONLY			20- 9		.68966 65		7- 3		166		197		102		.54569 103		17		17	
DIV. I NON-CONF.			10- 3		.76923 50		0- 0		193		233		92		.55136 92		18		18	
TOTALS		RPI 1-25		RPI 26-50		W-L RECORDS		RPI 51-100		RPI 101-150		RPI 150+								
20- 9		0- 2		0- 0		OVERALL		1- 4		3- 0		16- 3								
8- 2		0- 1		0- 0		HOME		1- 0		0- 0		7- 1								
6- 4		0- 1		0- 0		AWAY		0- 1		1- 0		5- 2								
6- 3		0- 0		0- 0		NEUTRAL		0- 3		2- 0		4- 0								
10- 3		0- 0		0- 0		NON-CONFERENCE		0- 2		2- 0		8- 1								
3- 0		0- 0		0- 0		HOME		0- 0		0- 0		3- 0								
2- 1		0- 0		0- 0		AWAY		0- 0		0- 0		2- 1								
5- 2		0- 0		0- 0		NEUTRAL		0- 2		2- 0		3- 0								
10- 6		0- 2		0- 0		CONFERENCE		1- 2		1- 0		8- 2								
5- 2		0- 1		0- 0		HOME		1- 0		0- 0		4- 1								
4- 3		0- 1		0- 0		AWAY		0- 1		1- 0		3- 1								
1- 1		0- 0		0- 0		NEUTRAL		0- 1		0- 0		1- 0								
RPI	S	Opponent		Score		RPI	S	Opponent		Score		RPI	S	Opponent		Score				
25	A	Dayton		2 3								106	A	George Washington		3 2				
25	H	Dayton		2 3								70	A	Saint Louis		2 3				
												70	H	Saint Louis		3 2				
												70	N	Saint Louis		0 3				
												74	N	Rice		1 3				
												159	A	Yale		1 3				
												177	H	Duquesne		1 3				
												177	N	Duquesne		3 2				
												182	A	VCU		3 2				
												182	H	VCU		3 1				
												212	N	UC Santa Barbara		3 2				
												227	A	George Mason		3 1				
												240	A	Stony Brook		3 1				
												244	A	Davidson		2 3				
												244	H	Davidson		3 0				
												252	A	Brown		3 0				
												253	H	Sacred Heart		3 1				
												264	N	Columbia		3 0				
												283	A	Fordham		3 1				
												283	H	Fordham		3 1				
												294	H	Canisius		3 0				
												299	H	La Salle		3 0				
												318	N	Hartford		3 0				
LAST 10 GAMES																				
						70	N	Saint Louis		0 3		70	H	Saint Louis		3 2				
						177	N	Duquesne		3 2		25	H	Dayton		2 3				
						182	A	VCU		3 2		227	A	George Mason		3 1				
						244	A	Davidson		2 3		106	A	George Washington		3 2				
						283	A	Fordham		3 1		283	H	Fordham		3 1				

Non-Div. I Games:

Rhode Island

Average RPI Win:	168	WON-LOST	WINNING	LAST 10	STRENGTH OF	OPP. STRENGTH	TEAM	ADJ	CONF.	ADJ CONF.	
Average RPI Loss:	70	RECORD	PCT. RANK	GAMES	SCHEDULE	OF SCHEDULE	RPI	RPI	RPI	RPI	
DIV. I ONLY	16- 13	.55172	132	5- 5	94	67	105	.54535	104	4	4
DIV. I NON-CONF.	10- 2	.83333	30	0- 0	258	202	101	.54696	102	5	5
<hr/>											
TOTALS	RPI 1-25	RPI 26-50		W-L RECORDS		RPI 51-100		RPI 101-150		RPI 150+	
16- 13	0- 2	2- 4		OVERALL		2- 4		2- 1		10- 2	
10- 4	0- 1	2- 1		HOME		1- 2		1- 0		6- 0	
4- 7	0- 1	0- 3		AWAY		1- 2		0- 1		3- 0	
2- 2	0- 0	0- 0		NEUTRAL		0- 0		1- 0		1- 2	
10- 2	0- 0	0- 0		NON-CONFERENCE		1- 0		1- 0		8- 2	
6- 0	0- 0	0- 0		HOME		1- 0		0- 0		5- 0	
2- 0	0- 0	0- 0		AWAY		0- 0		0- 0		2- 0	
2- 2	0- 0	0- 0		NEUTRAL		0- 0		1- 0		1- 2	
6- 11	0- 2	2- 4		CONFERENCE		1- 4		1- 1		2- 0	
4- 4	0- 1	2- 1		HOME		0- 2		1- 0		1- 0	
2- 7	0- 1	0- 3		AWAY		1- 2		0- 1		1- 0	
0- 0	0- 0	0- 0		NEUTRAL		0- 0		0- 0		0- 0	
RPI S	Opponent	Score	RPI S	Opponent	Score	RPI S	Opponent	Score	RPI S	Opponent	Score
15 A	BYU	0 3	28 A	San Diego	0 3	60 A	Pacific	0 3	114 A	San Francisco	0 3
15 H	BYU	1 3	28 H	San Diego	3 0	60 H	Pacific	1 3	114 H	San Francisco	3 2
			29 A	Loyola Marymount	0 3	73 A	Pepperdine	3 2	138 N	UC Davis	3 1
			29 H	Loyola Marymount	0 3	73 H	Pepperdine	1 3	168 N	Green Bay	1 3
			37 A	Santa Clara	2 3	93 A	Gonzaga	0 3	174 H	Idaho	3 0
			37 H	Santa Clara	3 2	100 H	Cal Poly	3 2	176 H	Nevada	3 1
									187 A	St. Mary's (CA)	3 1
									187 H	St. Mary's (CA)	3 0
									189 N	Southern Utah	0 3
									201 A	Fresno St.	3 1
									216 A	Portland St.	3 1
									226 N	Youngstown St.	3 0
									237 H	UC Riverside	3 0
									279 H	Grand Canyon	3 0
									314 H	St. Francis Brooklyn	3 0
<hr/>											
LAST 10 GAMES											
187 A St. Mary's (CA)			3 1	29 A Loyola Marymount			0 3				
60 A Pacific			0 3	37 H Santa Clara			3 2				
28 H San Diego			3 0	114 H San Francisco			3 2				
15 H BYU			1 3	93 A Gonzaga			0 3				
73 A Pepperdine			3 2	15 A BYU			0 3				

Non-Div. I Games:

Portland

Average RPI Win:	208	WON-LOST RECORD	WINNING PCT. RANK	LAST 10 GAMES	STRENGTH OF SCHEDULE	OPP. STRENGTH OF SCHEDULE	TEAM RPI	ADJ RPI	CONF. RPI	ADJ CONF. RPI					
DIV. I ONLY		19- 12	.6129	103	7- 3	124	109	108	.54479	105	14	15			
DIV. I NON-CONF.		5- 8	.38462	228	0- 0	94	53	158	.50602	153	15	16			
<hr/>															
TOTALS	RPI 1-25	RPI 26-50		W-L RECORDS		RPI 51-100		RPI 101-150		RPI 150+					
19- 12	0- 1	0- 5		OVERALL		1- 5		3- 0		15- 1					
11- 2	0- 0	0- 0		HOME		1- 2		2- 0		8- 0					
6- 7	0- 1	0- 4		AWAY		0- 1		1- 0		5- 1					
2- 3	0- 0	0- 1		NEUTRAL		0- 2		0- 0		2- 0					
<hr/>															
5- 8	0- 0	0- 5		NON-CONFERENCE		1- 3		0- 0		4- 0					
3- 2	0- 0	0- 0		HOME		1- 2		0- 0		2- 0					
1- 4	0- 0	0- 4		AWAY		0- 0		0- 0		1- 0					
1- 2	0- 0	0- 1		NEUTRAL		0- 1		0- 0		1- 0					
<hr/>															
14- 4	0- 1	0- 0		CONFERENCE		0- 2		3- 0		11- 1					
8- 0	0- 0	0- 0		HOME		0- 0		2- 0		6- 0					
5- 3	0- 1	0- 0		AWAY		0- 1		1- 0		4- 1					
1- 1	0- 0	0- 0		NEUTRAL		0- 1		0- 0		1- 0					
<hr/>															
RPI	S	Opponent	Score	RPI	S	Opponent	Score	RPI	S	Opponent	Score				
18	A	Arkansas St.	2 3	27	A	SMU	0 3	53	H	Oregon	0 3	119	H	Little Rock	3 1
				34	A	Wichita St.	0 3	67	H	UTSA	3 2	121	A	Texas-Arlington	3 1
				41	N	Arizona	0 3	79	A	Appalachian St.	0 3	121	H	Texas-Arlington	3 2
				46	A	TCU	0 3	79	N	Appalachian St.	0 3	163	A	South Ala.	2 3
				49	A	Baylor	0 3	92	N	Northern Ill.	1 3	163	H	South Ala.	3 1
								97	H	Indiana	2 3	163	N	South Ala.	3 1
												175	A	Troy	3 1
												175	H	Troy	3 0
												196	A	Sam Houston St.	3 0
												218	H	Lamar	3 0
												223	H	Ga. Southern	3 0
												249	A	La.-Monroe	3 0
												249	H	La.-Monroe	3 0
												268	A	Georgia St.	3 0
												268	H	Georgia St.	3 1
												276	N	South Dakota St.	3 1
												290	A	La.-Lafayette	3 0
												290	H	La.-Lafayette	3 0
												321	H	Prairie View	3 0
<hr/>															
LAST 10 GAMES															
				79	N	Appalachian St.	0 3	249	H	La.-Monroe	3 0				
				163	N	South Ala.	3 1	175	H	Troy	3 0				
				163	H	South Ala.	3 1	163	A	South Ala.	2 3				
				290	A	La.-Lafayette	3 0	175	A	Troy	3 1				
				249	A	La.-Monroe	3 0	18	A	Arkansas St.	2 3				

Non-Div. I Games:

Texas St.

Average RPI Win:	208	WON-LOST RECORD	WINNING PCT. RANK	LAST 10 GAMES	STRENGTH OF SCHEDULE	OPP. STRENGTH OF SCHEDULE	TEAM RPI	ADJ RPI	CONF. RPI	ADJ CONF. RPI	
DIV. I ONLY		21- 11	.65625	82	6- 4	163	104	.54423	106	17	17
DIV. I NON-CONF.		11- 5	.6875	95	1- 0	187	81	.54438	105	18	18
<hr/>											
TOTALS	RPI 1-25	RPI 26-50		W-L RECORDS		RPI 51-100		RPI 101-150		RPI 150+	
21- 11	0- 3	0- 2		OVERALL		1- 4		3- 1		17- 1	
10- 4	0- 1	0- 0		HOME		1- 2		2- 1		7- 0	
7- 4	0- 1	0- 2		AWAY		0- 1		0- 0		7- 0	
4- 3	0- 1	0- 0		NEUTRAL		0- 1		1- 0		3- 1	
<hr/>											
11- 5	0- 0	0- 2		NON-CONFERENCE		1- 2		3- 0		7- 1	
5- 1	0- 0	0- 0		HOME		1- 1		2- 0		2- 0	
2- 2	0- 0	0- 2		AWAY		0- 0		0- 0		2- 0	
4- 2	0- 0	0- 0		NEUTRAL		0- 1		1- 0		3- 1	
<hr/>											
10- 6	0- 3	0- 0		CONFERENCE		0- 2		0- 1		10- 0	
5- 3	0- 1	0- 0		HOME		0- 1		0- 1		5- 0	
5- 2	0- 1	0- 0		AWAY		0- 1		0- 0		5- 0	
0- 1	0- 1	0- 0		NEUTRAL		0- 0		0- 0		0- 0	
<hr/>											
RPI	S	Opponent	Score	RPI	S	Opponent	Score	RPI	S	Opponent	Score
25	A	Dayton	2 3	30	A	Michigan	1 3	53	H	Oregon	2 3
25	H	Dayton	0 3	47	A	Pittsburgh	1 3	70	A	Saint Louis	0 3
25	N	Dayton	2 3					70	H	Saint Louis	2 3
								77	H	American	3 2
								98	N	Oakland	2 3
							</				

Non-Div. I Games:

George Washington

Average RPI Win:	188	WON-LOST RECORD	WINNING PCT. RANK	LAST 10 GAMES	STRENGTH OF SCHEDULE	OPP. STRENGTH OF SCHEDULE	TEAM RPI	ADJ RPI	CONF. RPI	ADJ CONF. RPI		
DIV. I ONLY		20- 11	.64516	93	3- 7	171	80	106	.5425	107	5	5
DIV. I NON-CONF.		14- 1	.93333	7	0- 0	261	231	74	.56826	78	4	4
<hr/>												
TOTALS	RPI 1-25	RPI 26-50		W-L RECORDS		RPI 51-100		RPI 101-150		RPI 150+		
20- 11	0- 5	0- 0		OVERALL		4- 3		5- 1		11- 2		
9- 3	0- 3	0- 0		HOME		2- 0		3- 0		4- 0		
4- 8	0- 2	0- 0		AWAY		2- 3		1- 1		1- 2		
7- 0	0- 0	0- 0		NEUTRAL		0- 0		1- 0		6- 0		
14- 1	0- 0	0- 0		NON-CONFERENCE		2- 0		3- 0		9- 1		
5- 0	0- 0	0- 0		HOME		0- 0		2- 0		3- 0		
2- 1	0- 0	0- 0		AWAY		2- 0		0- 0		0- 1		
7- 0	0- 0	0- 0		NEUTRAL		0- 0		1- 0		6- 0		
6- 10	0- 5	0- 0		CONFERENCE		2- 3		2- 1		2- 1		
4- 3	0- 3	0- 0		HOME		2- 0		1- 0		1- 0		
2- 7	0- 2	0- 0		AWAY		0- 3		1- 1		1- 1		
0- 0	0- 0	0- 0		NEUTRAL		0- 0		0- 0		0- 0		
RPI	S	Opponent	Score	RPI	S	Opponent	Score	RPI	S	Opponent	Score	
5	A	Florida	0 3					56	H	Arkansas	3 1	
5	H	Florida	0 3					72	A	Auburn	1 3	
10	H	Texas A&M	0 3					82	A	Towson	3 2	
17	A	Missouri	1 3					84	A	Col. of Charleston	3 1	
19	H	Kentucky	0 3					87	A	Alabama	1 3	
								87	H	Alabama	3 1	
								89	A	Ole Miss	1 3	

Non-Div. I Games:

Tennessee

T
u
l
s
a

Tulsa				Through Games Of Though Nov. 22, 2015										
Average RPI Win:		171	WON-LOST RECORD	WINNING PCT. RANK	LAST 10 GAMES	STRENGTH OF SCHEDULE	OPP. STRENGTH OF SCHEDULE	TEAM RPI	ADJ RPI	CONF. RPI	ADJ CONF. RPI			
DIV. I ONLY			14- 16	.46667 183	4- 6	29	119	107	.54207 108	9	9			
DIV. I NON-CONF.			5- 7	.41667 204	0- 0	24	87	93	.55044 94	11	11			
TOTALS		RPI 1-25		RPI 26-50		W-L RECORDS		RPI 51-100		RPI 101-150		RPI 150+		
14- 16		0- 2		0- 4		OVERALL		2- 5		5- 3		7- 2		
4- 9		0- 1		0- 2		HOME		0- 3		1- 2		3- 1		
8- 5		0- 1		0- 1		AWAY		1- 2		4- 0		3- 1		
2- 2		0- 0		0- 1		NEUTRAL		1- 0		0- 1		1- 0		
5- 7		0- 2		0- 2		NON-CONFERENCE		2- 1		0- 1		3- 1		
1- 4		0- 1		0- 1		HOME		0- 1		0- 0		1- 1		
2- 1		0- 1		0- 0		AWAY		1- 0		0- 0		1- 0		
2- 2		0- 0		0- 1		NEUTRAL		1- 0		0- 1		1- 0		
9- 9		0- 0		0- 2		CONFERENCE		0- 4		5- 2		4- 1		
3- 5		0- 0		0- 1		HOME		0- 2		1- 2		2- 0		
6- 4		0- 0		0- 1		AWAY		0- 2		4- 0		2- 1		
0- 0		0- 0		0- 0		NEUTRAL		0- 0		0- 0		0- 0		
RPI S	Opponent		Score		RPI S	Opponent		Score		RPI S	Opponent		Score	
7 A	Nebraska		0	3	27 A	SMU		1	3	71 A	Temple		0	3
18 H	Arkansas St.		0	3	27 H	SMU		0	3	71 H	Temple		1	3
					39 H	Southern Ill.		1	3	84 N	Col. of Charleston		3	2
					47 N	Pittsburgh		0	3	86 H	North Texas		0	3
										87 A	Alabama		3	2
										88 A	Cincinnati		2	3
										88 H	Cincinnati		2	3
													</	

T
u
l
s
a

Non-Div. I Games:

Tulsa

Average RPI Win:		184	WON-LOST RECORD		WINNING PCT. RANK		LAST 10 GAMES		STRENGTH OF SCHEDULE		OPP. STRENGTH OF SCHEDULE		TEAM RPI		ADJ RPI		CONF. RPI		ADJ CONF. RPI	
DIV. I ONLY			16- 14		.53333 145		5- 5		81		105		111		.54141 109		10		10	
DIV. I NON-CONF.			7- 6		.53846 152		0- 0		57		79		89		.55771 89		10		10	
TOTALS		RPI 1-25		RPI 26-50		W-L RECORDS		RPI 51-100		RPI 101-150		RPI 150+								
16- 14		0- 1		1- 6		OVERALL		1- 2		1- 3		13- 2								
10- 5		0- 0		1- 3		HOME		0- 0		0- 2		9- 0								
3- 8		0- 1		0- 3		AWAY		0- 1		0- 1		3- 2								
3- 1		0- 0		0- 0		NEUTRAL		1- 1		1- 0		1- 0								
7- 6		0- 1		1- 1		NON-CONFERENCE		1- 2		1- 1		4- 1								
4- 2		0- 0		1- 1		HOME		0- 0		0- 1		3- 0								
0- 3		0- 1		0- 0		AWAY		0- 1		0- 0		0- 1								
3- 1		0- 0		0- 0		NEUTRAL		1- 1		1- 0		1- 0								
9- 8		0- 0		0- 5		CONFERENCE		0- 0		0- 2		9- 1								
6- 3		0- 0		0- 2		HOME		0- 0		0- 1		6- 0								
3- 5		0- 0		0- 3		AWAY		0- 0		0- 1		3- 1								
0- 0		0- 0		0- 0		NEUTRAL		0- 0		0- 0		0- 0								
RPI	S	Opponent		Score		RPI	S	Opponent		Score		RPI	S	Opponent		Score				
2	A	Southern California		0	3	27	H	SMU		2	3	55	N	Idaho St.		3	2			
						31	A	Colorado St.		0	3	64	A	New Mexico St.		1	3			
						31	H	Colorado St.		0	3	73	N	Pepperdine		1	3			
						37	H	Santa Clara		3	0									
						45	A	Boise St.		1	3									
						48	A	Wyoming		0	3									
						48	H	Wyoming		2	3									

Non-Div. I Games:

New Mexico

Average RPI Win:	184	WON-LOST RECORD	WINNING PCT. RANK	LAST 10 GAMES	STRENGTH OF SCHEDULE	OPP. STRENGTH OF SCHEDULE	TEAM RPI	ADJ RPI	CONF. RPI	ADJ CONF. RPI	
DIV. I ONLY		18- 12	.6 114	5- 5	148	60	109	.54088 110	6	6	
DIV. I NON-CONF.		9- 3	.75 60	0- 0	184	127	88	.55836 88	6	6	
<hr/>											
TOTALS	RPI 1-25	RPI 26-50		W-L RECORDS	RPI 51-100		RPI 101-150		RPI 150+		
18- 12	0- 5	0- 2		OVERALL	3- 3		1- 1		14- 1		
9- 4	0- 2	0- 0		HOME	2- 1		0- 0		7- 1		
5- 8	0- 3	0- 2		AWAY	1- 2		0- 1		4- 0		
4- 0	0- 0	0- 0		NEUTRAL	0- 0		1- 0		3- 0		
<hr/>											
9- 3	0- 1	0- 0		NON-CONFERENCE	1- 1		1- 1		7- 0		
4- 1	0- 0	0- 0		HOME	1- 1		0- 0		3- 0		
1- 2	0- 1	0- 0		AWAY	0- 0		0- 1		1- 0		
4- 0	0- 0	0- 0		NEUTRAL	0- 0		1- 0		3- 0		
<hr/>											
9- 9	0- 4	0- 2		CONFERENCE	2- 2		0- 0		7- 1		
5- 3	0- 2	0- 0		HOME	1- 0		0- 0		4- 1		
4- 6	0- 2	0- 2		AWAY	1- 2		0- 0		3- 0		
0- 0	0- 0	0- 0		NEUTRAL	0- 0		0- 0		0- 0		
<hr/>											
RPI S	Opponent	Score	RPI S	Opponent	Score	RPI S	Opponent	Score	RPI S	Opponent	Score
7 A	Nebraska	0 3	38 A	Miami (FL)	1 3	54 A	Virginia	0 3	101 A	Kennesaw St.	1 3
14 A	Louisville	0 3	47 A	Pittsburgh	2 3	61 A	Syracuse	2 3	138 N	UC Davis	3 2
14 H	Louisville	0 3				72 H	Auburn	3 1	151 H	North Carolina St.	3 0
20 H	North Carolina	1 3				81 H	Coastal Caro.	2 3	160 N	South Fla.	3 1
22 A	Florida St.	0 3				85 H	Duke	3 0	169 H	Wake Forest	3 2
						95 A	Virginia Tech	3 1	172 A	Boston College	3 1
									172 H	Boston College	3 2
									206 A	Notre Dame	3 1
									206 H	Notre Dame	3 0
									208 H	Siena	3 0
									211 A	Clemson	3 0
									211 H	Clemson	1 3
									217 A	Georgia	3 0
									223 N	Ga. Southern	3 0
									245 N	Mercer	3 0
									269 H	UT Martin	3 0
									305 H	Citadel	3 0
<hr/>											
LAST 10 GAMES											
14 A Louisville 0 3					85 H Duke 3 0						
206 A Notre Dame 3 1					172 A Boston College 3 1						
54 A Virginia 0 3					61 A Syracuse 2 3						
211 H Clemson 1 3					151 H North Carolina St. 3 0						
169 H Wake Forest 3 2					20 H North Carolina 1 3						

Non-Div. I Games:

Georgia Tech

Average RPI Win:	191	WON-LOST RECORD	WINNING PCT. RANK	LAST 10 GAMES	STRENGTH OF SCHEDULE	OPP. STRENGTH OF SCHEDULE	TEAM RPI	ADJ RPI	CONF. RPI	ADJ CONF. RPI	
DIV. I ONLY	21- 11	.65625	82	7- 3	170	133	110	.54065	111	12	12
DIV. I NON-CONF.	9- 6	.6	132	0- 0	227	154	157	.50378	156	13	13
<hr/>											
TOTALS	RPI 1-25	RPI 26-50		W-L RECORDS	RPI 51-100		RPI 101-150		RPI 150+		
21- 11	0- 0	0- 0		OVERALL	6- 6		1- 2		14- 3		
10- 2	0- 0	0- 0		HOME	3- 2		1- 0		6- 0		
7- 5	0- 0	0- 0		AWAY	2- 2		0- 2		5- 1		
4- 4	0- 0	0- 0		NEUTRAL	1- 2		0- 0		3- 2		
<hr/>											
9- 6	0- 0	0- 0		NON-CONFERENCE	2- 1		1- 2		6- 3		
4- 0	0- 0	0- 0		HOME	1- 0		1- 0		2- 0		
1- 3	0- 0	0- 0		AWAY	0- 0		0- 2		1- 1		
4- 3	0- 0	0- 0		NEUTRAL	1- 1		0- 0		3- 2		
<hr/>											
12- 5	0- 0	0- 0		CONFERENCE	4- 5		0- 0		8- 0		
6- 2	0- 0	0- 0		HOME	2- 2		0- 0		4- 0		
6- 2	0- 0	0- 0		AWAY	2- 2		0- 0		4- 0		
0- 1	0- 0	0- 0		NEUTRAL	0- 1		0- 0		0- 0		
<hr/>											
RPI S	Opponent	Score	RPI S	Opponent	Score	RPI S	Opponent	Score	RPI S	Opponent	Score
						57 A	UNCW	3 2	102 A	Maryland	0 3
						57 H	UNCW	0 3	133 A	Seton Hall	2 3
						71 N	Temple	1 3	149 H	Princeton	3 1
						74 A	James Madison	2 3	169 A	Wake Forest	2 3
						74 H	James Madison	1 3	177 N	Duquesne	3 1
						82 A	Towson	0 3	179 A	Delaware	3 0
						82 H	Towson	3 2	179 H	Delaware	3 0
						84 A	Col. of Charleston	3 2	182 N	VCU	0 3
						84 H	Col. of Charleston	3 0	206 N	Notre Dame	2 3
						84 N	Col. of Charleston	2 3	208 H	Siena	3 1
						94 H	FGCU	3 2	217 N	Georgia	3 0
						96 N	Kent St.	3 1	240 A	Stony Brook	3 0
									250 A	William & Mary	3 1
									250 H	William & Mary	3 0
									262 A	Elon	3 2
									262 H	Elon	3 2
									270 A	Northeastern	3 2
									270 H	Northeastern	3 0
									291 N	Morgan St.	3 0
									318 H	Hartford	3 0
			LAST 10 GAMES								
			84 N	Col. of Charleston	2 3	82 H	Towson	3 2			
			250 A	William & Mary	3 1	270 H	Northeastern	3 0			
			262 A	Elon	3 2	84 H	Col. of Charleston	3 0			
			179 H	Delaware	3 0	57 H	UNCW	0 3			
			74 H	James Madison	1 3	179 A	Delaware	3 0			

Non-Div. I Games:

Hofstra

Average RPI Win: 177		WON-LOST	WINNING	LAST 10	STRENGTH OF	OPP. STRENGTH	TEAM	ADJ	CONF.	ADJ CONF.				
Average RPI Loss: 49		RECORD	PCT. RANK	GAMES	SCHEDULE	OF SCHEDULE	RPI	RPI	RPI	RPI				
DIV. I ONLY		16- 14	.53333	145	2- 8	102	41	112	.54019	112	3	3		
DIV. I NON-CONF.		11- 1	.91667	12	0- 0	246	209	67	.57283	68	2	2		
<hr/>														
TOTALS		RPI 1-25		RPI 26-50		W-L RECORDS		RPI 51-100		RPI 101-150		RPI 150+		
16- 14		0- 7		1- 3		OVERALL		0- 2		5- 0		10- 2		
7- 6		0- 4		1- 1		HOME		0- 1		2- 0		4- 0		
3- 8		0- 3		0- 2		AWAY		0- 1		1- 0		2- 2		
6- 0		0- 0		0- 0		NEUTRAL		0- 0		2- 0		4- 0		
11- 1		0- 0		0- 0		NON-CONFERENCE		0- 0		2- 0		9- 1		
3- 0		0- 0		0- 0		HOME		0- 0		0- 0		3- 0		
2- 1		0- 0		0- 0		AWAY		0- 0		0- 0		2- 1		
6- 0		0- 0		0- 0		NEUTRAL		0- 0		2- 0		4- 0		
5- 13		0- 7		1- 3		CONFERENCE		0- 2		3- 0		1- 1		
4- 6		0- 4		1- 1		HOME		0- 1		2- 0		1- 0		
1- 7		0- 3		0- 2		AWAY		0- 1		1- 0		0- 1		
0- 0		0- 0		0- 0		NEUTRAL		0- 0		0- 0		0- 0		
RPI	S	Opponent		Score	RPI	S	Opponent		Score	RPI	S	Opponent		Score
2	A	Southern California		0 <div>3</div>	33	A	Arizona St.		1 <div>3</div>	53	A	Oregon		1 <div>3</div>
2	H	Southern California		2 <div>3</div>	33	H	Arizona St.		3 0	53	H	Oregon		1 <div>3</div>
6	H	Washington		2 <div>3</div>	41	A	Arizona		1 <div>3</div>					
12	A	Stanford		0 <div>3</div>	41	H	Arizona		2 <div>3</div>					
12	H	Stanford		1 <div>3</div>										
13	A	UCLA		0 <div>3</div>										
13	H	UCLA		1 <div>3</div>										

Non-Div. I Games:

Washington St.

Average RPI Win:	199	WON-LOST	WINNING	LAST 10	STRENGTH OF	OPP. STRENGTH	TEAM	ADJ	CONF.	ADJ CONF.	
Average RPI Loss:	80	RECORD	PCT. RANK	GAMES	SCHEDULE	OF SCHEDULE	RPI	RPI	RPI	RPI	
DIV. I ONLY	20- 11	.64516	93	3- 7	185	114	115	.53865	113	7	7
DIV. I NON-CONF.	11- 2	.84615	28	0- 0	276	196	108	.54104	108	8	8
<hr/>											
TOTALS	RPI 1-25	RPI 26-50		W-L RECORDS	RPI 51-100		RPI 101-150		RPI 150+		
20- 11	0- 0	2- 5		OVERALL	1- 3		5- 1		12- 2		
5- 7	0- 0	0- 4		HOME	1- 1		2- 0		2- 2		
8- 4	0- 0	2- 1		AWAY	0- 2		1- 1		5- 0		
7- 0	0- 0	0- 0		NEUTRAL	0- 0		2- 0		5- 0		
<hr/>											
11- 2	0- 0	0- 1		NON-CONFERENCE	0- 0		4- 0		7- 1		
1- 2	0- 0	0- 1		HOME	0- 0		1- 0		0- 1		
3- 0	0- 0	0- 0		AWAY	0- 0		1- 0		2- 0		
7- 0	0- 0	0- 0		NEUTRAL	0- 0		2- 0		5- 0		
<hr/>											
9- 9	0- 0	2- 4		CONFERENCE	1- 3		1- 1		5- 1		
4- 5	0- 0	0- 3		HOME	1- 1		1- 0		2- 1		
5- 4	0- 0	2- 1		AWAY	0- 2		0- 1		3- 0		
0- 0	0- 0	0- 0		NEUTRAL	0- 0		0- 0		0- 0		
<hr/>											
RPI S	Opponent	Score	RPI S	Opponent	Score	RPI S	Opponent	Score	RPI S	Opponent	Score
			34 A	Wichita St.	2 3	52 A	UNI	1 3	101 N	Kennesaw St.	3 0
			34 H	Wichita St.	2 3	52 H	UNI	0 3	123 A	Valparaiso	3 0
			39 A	Southern Ill.	3 1	65 A	Illinois St.	1 3	133 N	Seton Hall	3 1
			39 H	Southern Ill.	2 3	65 H	Illinois St.	3 0	143 H	New Hampshire	3 1
			40 A	Missouri St.	3 1				146 A	Indiana St.	2 3
			40 H	Missouri St.	2 3				146 H	Indiana St.	3 1
			42 H	Northwestern	0 3				169 H	Wake Forest	0 3
									207 A	Drake	3 1
									207 H	Drake	1 3
									229 N	Wright St.	3 0
									256 A	Bowling Green	3 1
									260 A	Evansville	3 0
									260 H	Evansville	3 1
									262 N	Elon	3 1
									267 N	Binghamton	3 0
									275 A	Bradley	3 0
									275 H	Bradley	3 0
									280 N	IPFW	3 0
									288 A	Cornell	3 0
									331 N	Savannah St.	3 0
			LAST 10 GAMES								
			52 A	UNI	1 3	146 A	Indiana St.	2 3			
			207 A	Drake	3 1	260 H	Evansville	3 1			
			40 H	Missouri St.	2 3	39 H	Southern Ill.	2 3			
			34 H	Wichita St.	2 3	275 H	Bradley	3 0			
			65 A	Illinois St.	1 3	52 H	UNI	0 3			

Non-Div. I Games:

Loyola Chicago

Average RPI Win:	185	WON-LOST RECORD	WINNING PCT. RANK	LAST 10 GAMES	STRENGTH OF SCHEDULE	OPP. STRENGTH OF SCHEDULE	TEAM RPI	ADJ RPI	CONF. RPI	ADJ CONF. RPI				
DIV. I ONLY		16- 14	.53333	145	1- 9	99	65	113	.53709	114	4	4		
DIV. I NON-CONF.		13- 0	1	1	0- 0	263	179	51	.58832	53	5	5		
<hr/>														
TOTALS	RPI 1-25	RPI 26-50		W-L RECORDS		RPI 51-100		RPI 101-150		RPI 150+				
16- 14	0- 2	0- 6		OVERALL		2- 5		5- 1		9- 0				
9- 6	0- 1	0- 3		HOME		2- 2		4- 0		3- 0				
2- 8	0- 1	0- 3		AWAY		0- 3		1- 1		1- 0				
5- 0	0- 0	0- 0		NEUTRAL		0- 0		0- 0		5- 0				
<hr/>														
13- 0	0- 0	0- 0		NON-CONFERENCE		1- 0		4- 0		8- 0				
6- 0	0- 0	0- 0		HOME		1- 0		3- 0		2- 0				
2- 0	0- 0	0- 0		AWAY		0- 0		1- 0		1- 0				
5- 0	0- 0	0- 0		NEUTRAL		0- 0		0- 0		5- 0				
<hr/>														
3- 14	0- 2	0- 6		CONFERENCE		1- 5		1- 1		1- 0				
3- 6	0- 1	0- 3		HOME		1- 2		1- 0		1- 0				
0- 8	0- 1	0- 3		AWAY		0- 3		0- 1		0- 0				
0- 0	0- 0	0- 0		NEUTRAL		0- 0		0- 0		0- 0				
<hr/>														
RPI S	Opponent	Score	RPI S	Opponent	Score	RPI S	Opponent	Score	RPI S	Opponent	Score			
15 A	BYU	0 3	28 A	San Diego	0 3	60 A	Pacific	2 3	104 A	Portland	2 3			
15 H	BYU	1 3	28 H	San Diego	0 3	60 H	Pacific	0 3	104 H	Portland	3 0			
			29 A	Loyola Marymount	0 3	73 A	Pepperdine	1 3	124 A	St. John's (NY)	3 0			
			29 H	Loyola Marymount	0 3	73 H	Pepperdine	1 3	125 H	North Dakota St.	3 1			
			37 A	Santa Clara	0 3	83 H	Denver	3 1	130 H	CSU Bakersfield	3 1			
			37 H	Santa Clara	0 3	93 A	Gonzaga	0 3	148 H	San Diego St.	3 0			
						93 H	Gonzaga	3 2	159 H	Yale	3 0			
									187 H	St. Mary's (CA)	3 0			
									189 N	Southern Utah	3 1			
									227 N	George Mason	3 0			
									235 N	Middle Tenn.	3 0			
									261 A	Utah St.	3 0			
									288 N	Cornell	3 1			
									301 N	Central Conn. St.	3 0			
									304 H	Cal St. Fullerton	3 0			
<hr/>														
LAST 10 GAMES														
15 A BYU						0	3	93 A Gonzaga					0	3
28 A San Diego						0	3	104 A Portland					2	3
29 H Loyola Marymount						0	3	60 H Pacific					0	3
73 H Pepperdine						1	3	187 H St. Mary's (CA)					3	0
37 A Santa Clara						0	3	73 A Pepperdine					1	3

Non-Div. I Games:

San Francisco

Average RPI Win:	212	WON-LOST	WINNING	LAST 10	STRENGTH OF	OPP. STRENGTH	TEAM	ADJ	CONF.	ADJ CONF.	
Average RPI Loss:	103	RECORD	PCT. RANK	GAMES	SCHEDULE	OF SCHEDULE	RPI	RPI	RPI	RPI	
DIV. I ONLY	24- 11	.68571	67	5- 5	211	168	114	.53612	115	11	11
DIV. I NON-CONF.	13- 4	.76471	59	0- 0	242	221	117	.53602	117	12	12
<hr/>											
TOTALS	RPI 1-25	RPI 26-50		W-L RECORDS		RPI 51-100		RPI 101-150		RPI 150+	
24- 11	0- 1	0- 0		OVERALL		3- 7		1- 2		20- 1	
12- 2	0- 0	0- 0		HOME		0- 2		0- 0		12- 0	
6- 7	0- 1	0- 0		AWAY		1- 5		0- 1		5- 0	
6- 2	0- 0	0- 0		NEUTRAL		2- 0		1- 1		3- 1	
<hr/>											
13- 4	0- 0	0- 0		NON-CONFERENCE		2- 1		1- 2		10- 1	
6- 0	0- 0	0- 0		HOME		0- 0		0- 0		6- 0	
2- 2	0- 0	0- 0		AWAY		1- 1		0- 1		1- 0	
5- 2	0- 0	0- 0		NEUTRAL		1- 0		1- 1		3- 1	
<hr/>											
11- 7	0- 1	0- 0		CONFERENCE		1- 6		0- 0		10- 0	
6- 2	0- 0	0- 0		HOME		0- 2		0- 0		6- 0	
4- 5	0- 1	0- 0		AWAY		0- 4		0- 0		4- 0	
1- 0	0- 0	0- 0		NEUTRAL		1- 0		0- 0		0- 0	
<hr/>											
RPI S	Opponent	Score	RPI S	Opponent	Score	RPI S	Opponent	Score	RPI S	Opponent	Score
16 A	Western Ky.	1 3				67 A	UTSA	0 3	108 N	Tulsa	3 1
						67 H	UTSA	2 3	134 A	Memphis	1 3
						74 A	Rice	0 3	142 N	Mississippi St.	2 3
						74 N	Rice	3 1	154 H	FIU	3 2
						84 N	Col. of Charleston	3 0	156 A	Marshall	3 0
						86 A	North Texas	0 3	163 H	South Ala.	3 2
						87 A	Alabama	3 2	171 N	Belmont	3 1
						89 A	Ole Miss	0 3	200 H	UTEP	3 2
						91 A	Fla. Atlantic	1 3	209 A	Charlotte	3 2
						91 H	Fla. Atlantic	1 3	209 H	Charlotte	3 2
									232 N	Buffalo	3 2
									235 H	Middle Tenn.	3 0
									245 H	Mercer	3 2
									246 H	Southeastern La.	3 1
									247 A	Louisiana Tech	3 1
									247 H	Louisiana Tech	3 2
									248 H	New Orleans	3 0
									273 N	Austin Peay	2 3
									278 N	Northwestern St.	3 0
									282 H	Nicholls St.	3 0
									292 A	UAB	3 1
									292 H	UAB	3 0
									310 A	Jackson St.	3 0
									325 H	Southern U.	3 0
<hr/>											
			LAST 10 GAMES								
			67 A	UTSA	0 3	86 A	North Texas	0 3	310 A	Jackson St.	3 0
			74 N	Rice	3 1	74 A	Rice	0 3	325 H	Southern U.	3 0
			67 H	UTSA	2 3	292 H	UAB	3 0			
			209 H	Charlotte	3 2	200 H	UTEP	3 2			
			156 A	Marshall	3 0	91 A	Fla. Atlantic	1 3			

Non-Div. I Games:

Southern Miss.

Average RPI Win: 198		WON-LOST RECORD	WINNING PCT. RANK		LAST 10 GAMES	STRENGTH OF SCHEDULE	OPP. STRENGTH OF SCHEDULE	TEAM RPI	ADJ RPI	CONF. RPI	ADJ CONF. RPI						
Average RPI Loss: 111																	
DIV. I ONLY		21- 10	.67742	71	7- 3	220	137	116	.53593	116	21	21					
DIV. I NON-CONF.		9- 5	.64286	112	0- 0	142	50	98	.54962	96	21	21					
<hr/>																	
TOTALS		RPI 1-25		RPI 26-50		W-L RECORDS		RPI 51-100		RPI 101-150		RPI 150+					
21- 10		0- 1		1- 1		OVERALL		1- 3		4- 1		15- 4					
11- 1		0- 0		0- 0		HOME		1- 0		1- 0		9- 1					
5- 7		0- 1		0- 1		AWAY		0- 2		1- 1		4- 2					
5- 2		0- 0		1- 0		NEUTRAL		0- 1		2- 0		2- 1					
9- 5		0- 1		1- 1		NON-CONFERENCE		0- 2		3- 0		5- 1					
3- 1		0- 0		0- 0		HOME		0- 0		0- 0		3- 1					
1- 3		0- 1		0- 1		AWAY		0- 1		1- 0		0- 0					
5- 1		0- 0		1- 0		NEUTRAL		0- 1		2- 0		2- 0					
12- 5		0- 0		0- 0		CONFERENCE		1- 1		1- 1		10- 3					
8- 0		0- 0		0- 0		HOME		1- 0		1- 0		6- 0					
4- 4		0- 0		0- 0		AWAY		0- 1		0- 1		4- 2					
0- 1		0- 0		0- 0		NEUTRAL		0- 0		0- 0		0- 1					
RPI	S	Opponent		Score		RPI	S	Opponent		Score		RPI	S	Opponent		Score	
19	A	Kentucky		0 3		34	N	Wichita St.		3 1		58	N	Michigan St.		0 3	
						36	A	Marquette		1 3		65	A	Illinois St.		0 3	
												83	A	Denver		0 3	
												83	H	Denver		3 2	

Non-Div. I Games:

IUPUI

Average RPI Win:		142	WON-LOST RECORD		WINNING PCT. RANK		LAST 10 GAMES		STRENGTH OF SCHEDULE		OPP. STRENGTH OF SCHEDULE		TEAM RPI		ADJ RPI		CONF. RPI		ADJ CONF. RPI				
Average RPI Loss:		50																					
DIV. I ONLY			9- 18		.33333 246		1- 9		19		34		121		.53386 118		5		5				
DIV. I NON-CONF.			4- 7		.36364 239		0- 0		27		26		107		.54437 106		4		4				
TOTALS		RPI 1-25		RPI 26-50		W-L RECORDS		RPI 51-100		RPI 101-150		RPI 150+											
9- 18		0- 6		0- 4		OVERALL		2- 6		3- 2		4- 0											
4- 7		0- 3		0- 2		HOME		1- 2		2- 0		1- 0											
2- 8		0- 3		0- 1		AWAY		0- 3		1- 1		1- 0											
3- 3		0- 0		0- 1		NEUTRAL		1- 1		0- 1		2- 0											
4- 7		0- 1		0- 4		NON-CONFERENCE		1- 1		1- 1		2- 0											
0- 2		0- 0		0- 2		HOME		0- 0		0- 0		0- 0											
1- 2		0- 1		0- 1		AWAY		0- 0		1- 0		0- 0											
3- 3		0- 0		0- 1		NEUTRAL		1- 1		0- 1		2- 0											
5- 11		0- 5		0- 0		CONFERENCE		1- 5		2- 1		2- 0											
4- 5		0- 3		0- 0		HOME		1- 2		2- 0		1- 0											
1- 6		0- 2		0- 0		AWAY		0- 3		0- 1		1- 0											
0- 0		0- 0		0- 0		NEUTRAL		0- 0		0- 0		0- 0											
RPI	S	Opponent		Score		RPI	S	Opponent		Score		RPI	S	Opponent		Score							
1	A	Texas		0	3	30	N	Michigan		1	3	56	A	Arkansas		0	3	107	A	Tennessee	0	3	
5	H	Florida		0	3	32	H	Purdue		0	3	56	H	Arkansas		2	3	107	H	Tennessee	3	1	
10	A	Texas A&M		0	3	38	H	Miami (FL)		1	3	62	N	Xavier		3	1	109	A	New Mexico	3	2	
17	H	Missouri		0	3	50	A	Ohio		0	3	72	A	Auburn		2	3	141	N	UC Irvine	1	3	
19	A	Kentucky		1	3							72	H	Auburn		3	2	142	H	Mississippi St.	3	0	
19	H	Kentucky		0	3							74	N	Rice		2	3	164	H	South Carolina	3	0	
												87	H	Alabama		2	3	185	N	LIU Brooklyn	3	0	
												89	A	Ole Miss		1	3	217	A	Georgia	3	2	
																		224	N	CSUN	3	0	
LAST 10 GAMES																							
						19	H	Kentucky		0	3	19	A	Kentucky		1	3						
						5	H	Florida		0	3	107	A	Tennessee		0	3						
						89	A	Ole Miss		1	3	72	H	Auburn		3	2						
						56	A	Arkansas		0	3	10	A	Texas A&M		0	3						
						17	H	Missouri		0	3	87	H	Alabama		2	3						

Non-Div. I Games:

LSU

Average RPI Win:		195	WON-LOST RECORD		WINNING PCT. RANK		LAST 10 GAMES		STRENGTH OF SCHEDULE		OPP. STRENGTH OF SCHEDULE		TEAM RPI		ADJ RPI		CONF. RPI		ADJ CONF. RPI								
Average RPI Loss:		83																									
DIV. I ONLY			14- 14	.5	160	6- 4			73	112	117	.5336	119	14	15												
DIV. I NON-CONF.			4- 6	.4	216	0- 0			133	66	183	.48872	183	15	16												
TOTALS		RPI 1-25		RPI 26-50		W-L RECORDS		RPI 51-100		RPI 101-150		RPI 150+															
14- 14	0- 4			0- 0	OVERALL		2- 4		3- 4		9- 2																
6- 2	0- 1			0- 0	HOME		1- 0		1- 0		4- 1																
3- 8	0- 2			0- 0	AWAY		0- 2		0- 3		3- 1																
5- 4	0- 1			0- 0	NEUTRAL		1- 2		2- 1		2- 0																
4- 6	0- 1			0- 0	NON-CONFERENCE		1- 3		1- 2		2- 0																
0- 0	0- 0			0- 0	HOME		0- 0		0- 0		0- 0																
0- 3	0- 1			0- 0	AWAY		0- 1		0- 1		0- 0																
4- 3	0- 0			0- 0	NEUTRAL		1- 2		1- 1		2- 0																
10- 8	0- 3			0- 0	CONFERENCE		1- 1		2- 2		7- 2																
6- 2	0- 1			0- 0	HOME		1- 0		1- 0		4- 1																
3- 5	0- 1			0- 0	AWAY		0- 1		0- 2		3- 1																
1- 1	0- 1			0- 0	NEUTRAL		0- 0		1- 0		0- 0																
RPI	S	Opponent		Score		RPI	S	Opponent		Score		RPI	S	Opponent		Score											
18	A	Arkansas St.		1	3							105	A	Texas St.		1	3										
18	H	Arkansas St.		2	3							116	N	IUPUI		1	3										
18	N	Arkansas St.		0	3							121	A	Texas-Arlington		1	3										
19	A	Kentucky		0	3							121	H	Texas-Arlington		3	2										
												121	N	Texas-Arlington		3	0										
												134	A	Memphis		2	3										
												140	N	Central Ark.		3	1										
												163	A	South Ala.		3	0										
												163	H	South Ala.		2	3										
												175	A	Troy		0	3										
												175	H	Troy		3	0										
												223	A	Ga. Southern		3	0										
												223	H	Ga. Southern		3	1										
												249	H	La.-Monroe		3	0										
												268	A	Georgia St.		3	1										
												271	N	Tennessee Tech		3	0										
												290	H	La.-Lafayette		3	0										
												326	N	Ark.-Pine Bluff		3	0										
						LAST 10 GAMES																					
						18 N Arkansas St.						0	3	223 H Ga. Southern						3	1						
						121 N Texas-Arlington						3	0	18 A Arkansas St.						1	3						
						79 H Appalachian St.						3	1	249 H La.-Monroe						3	0						
						175 A Troy						0	3	290 H La.-Lafayette						3	0						
						163 A South Ala.						3	0	163 H South Ala.						2	3						

Non-Div. I Games:

Little Rock

Average RPI Win: 234		WON-LOST RECORD	WINNING PCT. RANK	LAST 10 GAMES	STRENGTH OF SCHEDULE	OPP. STRENGTH OF SCHEDULE	TEAM RPI	ADJ RPI	CONF. RPI	ADJ CONF. RPI					
Average RPI Loss: 110															
DIV. I ONLY		22- 11	.66667	79	7- 3	169	254	118	.53332	120	19	19			
DIV. I NON-CONF.		10- 5	.66667	99	0- 0	234	291	153	.50598	154	22	22			
<hr/>															
TOTALS		RPI 1-25		RPI 26-50		W-L RECORDS		RPI 51-100		RPI 101-150		RPI 150+			
22- 11		0- 0		0- 1		OVERALL		2- 4		2- 4		18- 2			
10- 1		0- 0		0- 0		HOME		2- 0		1- 1		7- 0			
6- 7		0- 0		0- 1		AWAY		0- 2		0- 3		6- 1			
6- 3		0- 0		0- 0		NEUTRAL		0- 2		1- 0		5- 1			
10- 5		0- 0		0- 1		NON-CONFERENCE		0- 1		1- 1		9- 2			
3- 0		0- 0		0- 0		HOME		0- 0		0- 0		3- 0			
2- 3		0- 0		0- 1		AWAY		0- 0		0- 1		2- 1			
5- 2		0- 0		0- 0		NEUTRAL		0- 1		1- 0		4- 1			
12- 6		0- 0		0- 0		CONFERENCE		2- 3		1- 3		9- 0			
7- 1		0- 0		0- 0		HOME		2- 0		1- 1		4- 0			
4- 4		0- 0		0- 0		AWAY		0- 2		0- 2		4- 0			
1- 1		0- 0		0- 0		NEUTRAL		0- 1		0- 0		1- 0			
RPI	S	Opponent	Score	RPI	S	Opponent	Score	RPI	S	Opponent	Score	RPI	S	Opponent	Score
				49	A	Baylor	0 3	74	N	Rice	0 3	107	A	Tennessee	0 3
								78	A	Chattanooga	1 3	128	A	ETSU	0 3
								78	H	Chattanooga	3 2	128	H	ETSU	0 3
								90	A	Furman	1 3	136	A	Samford	0 3
								90	H	Furman	3 0	136	H	Samford	3 0
								90	N	Furman	0 3	138	N	North Florida	3 0
												166	N	Stephen F. Austin	0 3
												167	A	Liberty	0 3
												181	H	High Point	3 1
												215	A	Wofford	3 1
												215	H	Wofford	3 1
												215	N	Wofford	3 1
												220	A	Western Caro.	3 1
												220	H	Western Caro.	3 0
												239	N	Eastern Ky.	3 2
												245	A	Mercer	3 2
												245	H	Mercer	3 0
												262	A	Elon	3 1
												271	N	Tennessee Tech	3 2
												293	H	Alabama St.	3 0
												305	A	Citadel	3 0
												305	H	Citadel	3 0
												315	N	Fairleigh Dickinson	3 0
												319	H	Norfolk St.	3 0
												320	A	N.C. A&T	3 0
												323	N	Hampton	3 0
LAST 10 GAMES															

Non-Div. I Games:

UNCG

Average RPI Win:	214	WON-LOST RECORD	WINNING PCT. RANK	LAST 10 GAMES	STRENGTH OF SCHEDULE	OPP. STRENGTH OF SCHEDULE	TEAM RPI	ADJ RPI	CONF. RPI	ADJ CONF. RPI	
DIV. I ONLY	19- 10	.65517	86	6- 4	205	167	123	.53177	121	14	15
DIV. I NON-CONF.	9- 3	.75	60	0- 0	136	187	79	.56704	81	15	16
<hr/>											
TOTALS	RPI 1-25	RPI 26-50		W-L RECORDS	RPI 51-100		RPI 101-150		RPI 150+		
19- 10	0- 1	1- 0		OVERALL	1- 4		1- 4		16- 1		
10- 3	0- 0	0- 0		HOME	1- 1		1- 1		8- 1		
5- 6	0- 1	0- 0		AWAY	0- 3		0- 2		5- 0		
4- 1	0- 0	1- 0		NEUTRAL	0- 0		0- 1		3- 0		
<hr/>											
9- 3	0- 0	1- 0		NON-CONFERENCE	1- 3		0- 0		7- 0		
4- 1	0- 0	0- 0		HOME	1- 1		0- 0		3- 0		
1- 2	0- 0	0- 0		AWAY	0- 2		0- 0		1- 0		
4- 0	0- 0	1- 0		NEUTRAL	0- 0		0- 0		3- 0		
<hr/>											
10- 7	0- 1	0- 0		CONFERENCE	0- 1		1- 4		9- 1		
6- 2	0- 0	0- 0		HOME	0- 0		1- 1		5- 1		
4- 4	0- 1	0- 0		AWAY	0- 1		0- 2		4- 0		
0- 1	0- 0	0- 0		NEUTRAL	0- 0		0- 1		0- 0		
<hr/>											
RPI S Opponent	Score	RPI S Opponent	Score	RPI S Opponent	Score	RPI S Opponent	Score				
18 A Arkansas St.	1 3	43 N Villanova	3 1	56 A Arkansas	0 3	105 A Texas St.	2 3				
				68 H A&M-Corpus Christi	2 3	105 H Texas St.	1 3				
				79 A Appalachian St.	0 3	119 A Little Rock	2 3				
				83 A Denver	2 3	119 H Little Rock	3 1				
				86 H North Texas	3 0	119 N Little Rock	0 3				
						163 H South Ala.	3 0				
						175 H Troy	3 2				
						180 A Oral Roberts	3 1				
						194 H Campbell	3 0				
						202 N Air Force	3 0				
						223 A Ga. Southern	3 0				
						223 H Ga. Southern	3 1				
						225 H Abilene Christian	3 0				
						249 A La.-Monroe	3 0				
						249 H La.-Monroe	1 3				
						263 N Southeast Mo. St.	3 0				
						268 A Georgia St.	3 2				
						268 H Georgia St.	3 1				
						278 N Northwestern St.	3 1				
						290 A La.-Lafayette	3 0				
						290 H La.-Lafayette	3 0				
						332 H Grambling	3 0				
LAST 10 GAMES											
119 N Little Rock	0 3	175 H Troy	3 2								
163 H South Ala.	3 0	223 A Ga. Southern	3 0								
249 A La.-Monroe	3 0	268 A Georgia St.	3 2								
290 A La.-Lafayette	3 0	105 H Texas St.	1 3								
249 H La.-Monroe	1 3	79 A Appalachian St.	0 3								

Non-Div. I Games:

Texas-Arlington

Average RPI Win:		247	WON-LOST RECORD		WINNING PCT. RANK		LAST 10 GAMES		STRENGTH OF SCHEDULE		OPP. STRENGTH OF SCHEDULE		TEAM RPI		ADJ RPI		CONF. RPI		ADJ CONF. RPI				
DIV. I ONLY			21- 10		.67742 71		6- 4		198		248		122		.53069 122		25		25				
DIV. I NON-CONF.			8- 5		.61538 125		0- 0		183		182		140		.51983 139		25		26				
TOTALS		RPI 1-25		RPI 26-50				W-L RECORDS		RPI 51-100				RPI 101-150				RPI 150+					
21- 10		0- 1		0- 0				OVERALL		0- 4				1- 1				20- 4					
10- 2		0- 0		0- 0				HOME		0- 1				0- 0				10- 1					
6- 5		0- 0		0- 0				AWAY		0- 3				0- 0				6- 2					
5- 3		0- 1		0- 0				NEUTRAL		0- 0				1- 1				4- 1					
8- 5		0- 1		0- 0				NON-CONFERENCE		0- 1				1- 1				7- 2					
3- 1		0- 0		0- 0				HOME		0- 0				0- 0				3- 1					
1- 1		0- 0		0- 0				AWAY		0- 1				0- 0				1- 0					
4- 3		0- 1		0- 0				NEUTRAL		0- 0				1- 1				3- 1					
13- 5		0- 0		0- 0				CONFERENCE		0- 3				0- 0				13- 2					
7- 1		0- 0		0- 0				HOME		0- 1				0- 0				7- 0					
5- 4		0- 0		0- 0				AWAY		0- 2				0- 0				5- 2					
1- 0		0- 0		0- 0				NEUTRAL		0- 0				0- 0				1- 0					
RPI	S	Opponent		Score		RPI	S	Opponent		Score		RPI	S	Opponent		Score		RPI	S	Opponent		Score	
8	N	Kansas		0 3								56	A	Arkansas		1 3		103	N	Rhode Island		1 3	
												77	A	American		0 3		145	N	Harvard		3 2	
												77	A	American		0 3		152	A	Lehigh		2 3	
												77	H	American		1 3		152	H	Lehigh		3 0	
																		152	N	Lehigh		3 0	
																		184	N	California		1 3	
																		188	H	Marist		1 3	
																		192	N	McNeese St.		3 1	
																		199	A	Colgate		3 1	
																		199	H	Colgate		3 1	
																		202	N	Air Force		3 2	
																		234	A	Bucknell		1 3	
																		234	H	Bucknell		3 0	
																		240	A	Stony Brook		3 1	
																		250	H	William & Mary		3 2	
																		264	A	Navy		3 0	
																		264	H	Navy		3 2	
																		264	N	Columbia		3 0	
																		288	H	Cornell		3 0	
																		297	H	Iona		3 0	
																		300	A	Lafayette		3 0	
																		300	H	Lafayette		3 0	
																		307	A	Loyola Maryland		3 0	
																		307	H	Loyola Maryland		3 0	
																		312	A	Holy Cross		3 1	
																		312	H	Holy Cross		3 0	
LAST 10 GAMES																							
																		77	A	American		0 3	
																		152	N	Lehigh		3 0	
																		152	A	Lehigh		2 3	
																		234	A	Bucknell		1 3	
																		300	A	Lafayette		3 0	
																		264	A	Navy		3 0	
																		77	H	American		1 3	
																		307	H	Loyola Maryland		3 0	
																		199	H	Colgate		3 1	
																		312	A	Holy Cross		3 1	

Non-Div. I Games:

Army West Point

Average RPI Win:	219	WON-LOST RECORD	WINNING PCT. RANK	LAST 10 GAMES	STRENGTH OF SCHEDULE	OPP. STRENGTH OF SCHEDULE	TEAM RPI	ADJ RPI	CONF. RPI	ADJ CONF. RPI					
DIV. I ONLY		27- 8	.77143	37	7- 3	287	182	120	.52979	123	16	16			
DIV. I NON-CONF.		14- 2	.875	24	0- 0	327	220	156	.50116	162	19	19			
<hr/>															
TOTALS	RPI 1-25	RPI 26-50		W-L RECORDS		RPI 51-100		RPI 101-150		RPI 150+					
27- 8	0- 0	0- 0		OVERALL		4- 3		1- 2		22- 3					
11- 4	0- 0	0- 0		HOME		1- 1		1- 1		9- 2					
8- 4	0- 0	0- 0		AWAY		2- 2		0- 1		6- 1					
8- 0	0- 0	0- 0		NEUTRAL		1- 0		0- 0		7- 0					
<hr/>															
14- 2	0- 0	0- 0		NON-CONFERENCE		1- 0		1- 2		12- 0					
6- 1	0- 0	0- 0		HOME		0- 0		1- 1		5- 0					
2- 1	0- 0	0- 0		AWAY		1- 0		0- 1		1- 0					
6- 0	0- 0	0- 0		NEUTRAL		0- 0		0- 0		6- 0					
<hr/>															
13- 6	0- 0	0- 0		CONFERENCE		3- 3		0- 0		10- 3					
5- 3	0- 0	0- 0		HOME		1- 1		0- 0		4- 2					
6- 3	0- 0	0- 0		AWAY		1- 2		0- 0		5- 1					
2- 0	0- 0	0- 0		NEUTRAL		1- 0		0- 0		1- 0					
<hr/>															
RPI	S	Opponent	Score	RPI	S	Opponent	Score	RPI	S	Opponent	Score				
				69 A Cleveland St.				2	3	101 H Kennesaw St.				3	0
				69 A Cleveland St.				0	3	113 H Loyola Chicago				0	3
				69 H Cleveland St.				3	1	146 A Indiana St.				2	3
				78 A Chattanooga				3	2	168 A Green Bay				3	0
				98 A Oakland				3	0	168 H Green Bay				0	3
				98 H Oakland				1	3	173 A Milwaukee				1	3
				98 N Oakland				3	1	173 H Milwaukee				3	0
										173 N Milwaukee				3	2
										175 N Troy				3	0
										190 A Northern Ky.				3	1
										190 H Northern Ky.				2	3
										226 A Youngstown St.				3	2
										226 H Youngstown St.				3	0
										228 A Ill.-Chicago				3	0
										228 H Ill.-Chicago				3	1
										229 A Wright St.				3	0
										229 H Wright St.				3	0
										239 N Eastern Ky.				3	0
										262 H Elon				3	0
										280 H IPFW				3	1
						284 N Rider				3	1				
						287 H Toledo				3	1				
						298 N NJIT				3	0				
						308 H Chicago St.				3	0				
						308 N Chicago St.				3	0				
						313 N Western Ill.				3	1				
						314 A St. Francis Brooklyn				3	0				
<hr/>															
				LAST 10 GAMES											
69 A Cleveland St.				0	3	173 A Milwaukee				1	3	298 N NJIT		3	0
98 N Oakland				3	1	168 A Green Bay				3	0	308 H Chicago St.		3	0
173 N Milwaukee				3	2	98 A Oakland				3	0	308 N Chicago St.		3	0
69 H Cleveland St.				3	1	228 A Ill.-Chicago				3	0	313 N Western Ill.		3	1
226 H Youngstown St.				3	0	190 H Northern Ky.				2	3	314 A St. Francis Brooklyn		3	0

Non-Div. I Games:

Valparaiso

RPI	S	Opponent	Score	
331	H	Savannah St.	3	0

Valparaiso

V
a
l
p
a
r
a
i
s
o

V
a
l
p
a
r
a
i
s
o

Average RPI Win:		213	WON-LOST RECORD		WINNING PCT. RANK		LAST 10 GAMES		STRENGTH OF SCHEDULE		OPP. STRENGTH OF SCHEDULE		TEAM RPI		ADJ RPI		CONF. RPI		ADJ CONF. RPI	
DIV. I ONLY			18- 15		.54545 138		4- 6		130		93		125		.52712 124		8		8	
DIV. I NON-CONF.			10- 5		.66667 99		0- 0		160		140		106		.54308 107		7		7	
TOTALS		RPI 1-25		RPI 26-50		W-L RECORDS		RPI 51-100		RPI 101-150		RPI 150+								
18- 15		0- 4		1- 3		OVERALL		1- 4		1- 4		15- 0								
9- 6		0- 1		1- 1		HOME		0- 1		0- 3		8- 0								
5- 7		0- 2		0- 2		AWAY		0- 2		1- 1		4- 0								
4- 2		0- 1		0- 0		NEUTRAL		1- 1		0- 0		3- 0								
10- 5		0- 2		0- 0		NON-CONFERENCE		1- 2		0- 1		9- 0								
5- 1		0- 0		0- 0		HOME		0- 0		0- 1		5- 0								
1- 2		0- 1		0- 0		AWAY		0- 1		0- 0		1- 0								
4- 2		0- 1		0- 0		NEUTRAL		1- 1		0- 0		3- 0								
8- 10		0- 2		1- 3		CONFERENCE		0- 2		1- 3		6- 0								
4- 5		0- 1		1- 1		HOME		0- 1		0- 2		3- 0								
4- 5		0- 1		0- 2		AWAY		0- 1		1- 1		3- 0								
0- 0		0- 0		0- 0		NEUTRAL		0- 0		0- 0		0- 0								
RPI	S	Opponent		Score		RPI	S	Opponent		Score		RPI	S	Opponent		Score				
5	A	Florida		0	3	36	A	Marquette		0	3	53	N	Oregon		0	3			
9	N	Penn St.		0	3	36	H	Marquette		3	2	62	A	Xavier		2	3			
21	A	Creighton		0	3	43	A	Villanova		0	3	62	H	Xavier		1	3			
21	H	Creighton		1	3	43	H	Villanova		0	3	71	A	Temple		0	3			
												72	N	Auburn		3	2			
														114 H San Francisco		0	3			
														133 A Seton Hall		1	3			
														133 H Seton Hall		1	3			
														144 A Butler		3	2			
														144 H Butler		1	3			
														185 H LIU Brooklyn		3	0			
														187 A St. Mary's (CA)		3	2			
														201 N Fresno St.		3	1			
														210 A DePaul		3	2			
														210 H DePaul		3	2			
														222 A Georgetown		3	0			
														222 H Georgetown		3	1			
														227 H George Mason		3	0			
														254 A Providence		3	0			
														254 H Providence		3	0			
														255 N Bethune-Cookman		3	0			
														264 N Navy		3	0			
														288 H Cornell		3	1			
														297 H Iona		3	0			
														301 H Central Conn. St.		3	0			
LAST 10 GAMES																				
43 A Villanova						0	3	144 H Butler						1	3					
133 A Seton Hall						1	3	62 H Xavier						1	3					
210 H DePaul						3	2	21 A Creighton						0	3					
36 H Marquette						3	2	222 A Georgetown						3	0					
254 H Providence						3	0	36 A Marquette						0	3					

Non-Div. I Games:

St. John's (NY)

Average RPI Win: 200		WON-LOST	WINNING	LAST 10	STRENGTH OF		OPP. STRENGTH	TEAM	ADJ	CONF.	ADJ CONF.
Average RPI Loss: 119		RECORD	PCT. RANK	GAMES	SCHEDULE		OF SCHEDULE	RPI	RPI	RPI	RPI
DIV. I ONLY		19- 12	.6129	103	7- 3		175	162	124	.52654	125
DIV. I NON-CONF.		9- 5	.64286	112	0- 0		74	85	68	.57232	69
TOTALS		RPI 1-25	RPI 26-50		W-L RECORDS		RPI 51-100		RPI 101-150		RPI 150+
19- 12	0- 2	0- 0		OVERALL		3- 2		3- 3		13- 5	
8- 3	0- 0	0- 0		HOME		1- 1		1- 0		6- 2	
5- 8	0- 2	0- 0		AWAY		1- 1		0- 3		4- 2	
6- 1	0- 0	0- 0		NEUTRAL		1- 0		2- 0		3- 1	
9- 5	0- 2	0- 0		NON-CONFERENCE		2- 1		2- 2		5- 0	
2- 1	0- 0	0- 0		HOME		0- 1		0- 0		2- 0	
1- 4	0- 2	0- 0		AWAY		1- 0		0- 2		0- 0	
6- 0	0- 0	0- 0		NEUTRAL		1- 0		2- 0		3- 0	
10- 7	0- 0	0- 0		CONFERENCE		1- 1		1- 1		8- 5	
6- 2	0- 0	0- 0		HOME		1- 0		1- 0		4- 2	
4- 4	0- 0	0- 0		AWAY		0- 1		0- 1		4- 2	
0- 1	0- 0	0- 0		NEUTRAL		0- 0		0- 0		0- 1	
RPI S	Opponent	Score		RPI S	Opponent	Score		RPI S	Opponent	Score	
3 A	Minnesota	0	3					70 A	Saint Louis	3	1
17 A	Missouri	2	3					82 H	Towson	1	3
								83 A	Denver	0	3
								83 H	Denver	3	2
								86 N	North Texas	3	2
								114 A	San Francisco	1	3
								116 A	IUPUI	1	3
								116 H	IUPUI	3	0
								127 N	UCF	3	1
								137 A	North Dakota	0	3
								141 N	UC Irvine	3	2
								159 N	Yale	3	1
								161 A	Omaha	1	3
								161 H	Omaha	2	3
								173 H	Milwaukee	3	2
								180 A	Oral Roberts	3	0
								180 H	Oral Roberts	1	3
								186 A	South Dakota	0	3
								186 H	South Dakota	3	1
								186 N	South Dakota	2	3
								198 H	Utah Valley	3	0
								236 N	Winthrop	3	1
								276 A	South Dakota St.	3	2
								276 H	South Dakota St.	3	0
								280 A	IPFW	3	0
								280 H	IPFW	3	0
								304 N	Cal St. Fullerton	3	1
								313 A	Western Ill.	3	0
								313 H	Western Ill.	3	0
LAST 10 GAMES											
				186 N	South Dakota	2	3	186 A	South Dakota	0	3
				180 A	Oral Roberts	3	0	313 A	Western Ill.	3	0
				276 A	South Dakota St.	3	2	161 A	Omaha	1	3
				116 H	IUPUI	3	0	276 H	South Dakota St.	3	0
				280 H	IPFW	3	0	83 H	Denver	3	2

Non-Div. I Games:

North Dakota St.

Average RPI Win:	148	WON-LOST	WINNING	LAST 10	STRENGTH OF	OPP. STRENGTH	TEAM	ADJ	CONF.	ADJ CONF.		
Average RPI Loss:	46	RECORD	PCT. RANK	GAMES	SCHEDULE	OF SCHEDULE	RPI	RPI	RPI	RPI		
DIV. I ONLY		10- 19	.34483	239	3- 7	38	17	129	.52519	126	3	3
DIV. I NON-CONF.		6- 5	.54545	146	0- 0	45	58	76	.57079	73	2	2
<hr/>												
TOTALS	RPI 1-25	RPI 26-50		W-L RECORDS		RPI 51-100		RPI 101-150		RPI 150+		
10- 19	0- 8	0- 6		OVERALL		4- 2		2- 2		4- 1		
5- 8	0- 4	0- 2		HOME		3- 1		1- 0		1- 1		
3- 9	0- 4	0- 2		AWAY		1- 1		0- 2		2- 0		
2- 2	0- 0	0- 2		NEUTRAL		0- 0		1- 0		1- 0		
<hr/>												
6- 5	0- 2	0- 2		NON-CONFERENCE		2- 1		1- 0		3- 0		
2- 2	0- 1	0- 0		HOME		1- 1		0- 0		1- 0		
2- 1	0- 1	0- 0		AWAY		1- 0		0- 0		1- 0		
2- 2	0- 0	0- 2		NEUTRAL		0- 0		1- 0		1- 0		
<hr/>												
4- 14	0- 6	0- 4		CONFERENCE		2- 1		1- 2		1- 1		
3- 6	0- 3	0- 2		HOME		2- 0		1- 0		0- 1		
1- 8	0- 3	0- 2		AWAY		0- 1		0- 2		1- 0		
0- 0	0- 0	0- 0		NEUTRAL		0- 0		0- 0		0- 0		
<hr/>												
RPI S	Opponent	Score	RPI S	Opponent	Score	RPI S	Opponent	Score	RPI S	Opponent	Score	
2 A	Southern California	0 3	33 A	Arizona St.	0 3	51 H	Lipscomb	1 3	112 A	Washington St.	0 3	
2 H	Southern California	0 3	33 H	Arizona St.	0 3	53 A	Oregon	2 3	133 N	Seton Hall	3 2	
12 A	Stanford	0 3	41 A	Arizona	0 3	53 H	Oregon	3 1	147 A	Oregon St.	2 3	
12 H	Stanford	0 3	41 H	Arizona	2 3	55 H	Idaho St.	3 1	147 H	Oregon St.	3 1	
13 A	UCLA	1 3	48 N	Wyoming	1 3	66 H	Colorado	3 1	184 A	California	3 2	
13 H	UCLA	1 3	50 N	Ohio	0 3	93 A	Gonzaga	3 2	184 H	California	2 3	
14 A	Louisville	0 3							224 H	CSUN	3 0	
15 H	BYU	0 3							259 N	Montana	3 1	
									261 A	Utah St.	3 1	
<hr/>												
LAST 10 GAMES												
12 A Stanford 0 3						13 A UCLA 1 3						
184 A California 3 2						147 H Oregon St. 3 1						
33 H Arizona St. 0 3						53 H Oregon 3 1						
41 H Arizona 2 3						41 A Arizona 0 3						
2 A Southern California 0 3						33 A Arizona St. 0 3						

Non-Div. I Games:

Utah

U
C
F

■ Loss,
 ■ Non-Conf,
 S Site,
 H Home,
 A Away,
 N Neutral

Page 133

Average RPI Win: 218		WON-LOST RECORD	WINNING PCT. RANK		LAST 10 GAMES		STRENGTH OF SCHEDULE		OPP. STRENGTH OF SCHEDULE		TEAM RPI	ADJ RPI		CONF. RPI	ADJ CONF. RPI			
Average RPI Loss: 132																		
DIV. I ONLY		19- 12	.6129	103	5- 5		167		222		126	.52415	128	19	19			
DIV. I NON-CONF.		9- 4	.69231	85	0- 0		253		223		145	.51145	145	22	22			
TOTALS		RPI 1-25		RPI 26-50		W-L RECORDS		RPI 51-100		RPI 101-150		RPI 150+						
19- 12		0- 0		0- 0		OVERALL		0- 6		5- 2		14- 4						
4- 5		0- 0		0- 0		HOME		0- 2		1- 1		3- 2						
7- 5		0- 0		0- 0		AWAY		0- 3		2- 0		5- 2						
8- 2		0- 0		0- 0		NEUTRAL		0- 1		2- 1		6- 0						
9- 4		0- 0		0- 0		NON-CONFERENCE		0- 1		1- 1		8- 2						
1- 0		0- 0		0- 0		HOME		0- 0		0- 0		1- 0						
1- 3		0- 0		0- 0		AWAY		0- 1		0- 0		1- 2						
7- 1		0- 0		0- 0		NEUTRAL		0- 0		1- 1		6- 0						
10- 8		0- 0		0- 0		CONFERENCE		0- 5		4- 1		6- 2						
3- 5		0- 0		0- 0		HOME		0- 2		1- 1		2- 2						
6- 2		0- 0		0- 0		AWAY		0- 2		2- 0		4- 0						
1- 1		0- 0		0- 0		NEUTRAL		0- 1		1- 0		0- 0						
RPI	S	Opponent	Score	RPI	S	Opponent	Score	RPI	S	Opponent	Score	RPI	S	Opponent	Score			
								78	A	Chattanooga	1	3	112	N	Washington St.	0	3	
								78	H	Chattanooga	2	3	120	A	UNCG	3	0	
								78	N	Chattanooga	1	3	120	H	UNCG	3	0	
								90	A	Furman	0	3	130	N	CSU Bakersfield	3	0	
								90	H	Furman	0	3	136	A	Samford	3	0	
								95	A	Virginia Tech	0	3	136	H	Samford	1	3	
													136	N	Samford	3	2	
													156	N	Marshall	3	0	
													175	A	Troy	1	3	
													185	N	LIU Brooklyn	3	1	
													211	A	Clemson	1	3	
													214	N	USC Upstate	3	0	
													215	A	Wofford	3	1	
													215	H	Wofford	1	3	
													220	A	Western Caro.	3	0	
													220	H	Western Caro.	2	3	
													238	H	Tennessee St.	3	0	
													245	A	Mercer	3	1	
													245	H	Mercer	3	0	
													281	A	Morehead St.	3	1	
													293	N	Alabama St.	3	1	
													296	N	Akron	3	1	
													305	A	Citadel	3	1	
													305	H	Citadel	3	0	
													309	N	Presbyterian	3	0	
				LAST 10 GAMES														
				78	N	Chattanooga	1	3	215	A	Wofford	3	1	305	A	Citadel	3	1
				136	N	Samford	3	2	245	A	Mercer	3	1	305	H	Citadel	3	0
				136	H	Samford	1	3	90	H	Furman	0	3	309	N	Presbyterian	3	0
				78	H	Chattanooga	2	3	220	H	Western Caro.	2	3					
				120	A	UNCG	3	0	305	H	Citadel	3	0					

Non-Div. I Games:

ETSU

Average RPI Win:	177	WON-LOST RECORD	WINNING PCT. RANK	LAST 10 GAMES	STRENGTH OF SCHEDULE	OPP. STRENGTH OF SCHEDULE	TEAM RPI	ADJ RPI	CONF. RPI	ADJ CONF. RPI	
Average RPI Loss:	109										
DIV. I ONLY		16- 14	.53333 145	6- 4	114	111	127	.52408 129	9	9	
DIV. I NON-CONF.		6- 5	.54545 146	0- 0	211	167	175	.49461 175	11	11	
<hr/>											
TOTALS	RPI 1-25	RPI 26-50		W-L RECORDS	RPI 51-100		RPI 101-150		RPI 150+		
16- 14	0- 0	0- 2		OVERALL	4- 2		3- 7		9- 3		
10- 4	0- 0	0- 1		HOME	3- 1		2- 2		5- 0		
4- 8	0- 0	0- 1		AWAY	1- 1		1- 4		2- 2		
2- 2	0- 0	0- 0		NEUTRAL	0- 0		0- 1		2- 1		
6- 5	0- 0	0- 0		NON-CONFERENCE	1- 1		0- 2		5- 2		
3- 1	0- 0	0- 0		HOME	1- 1		0- 0		2- 0		
1- 2	0- 0	0- 0		AWAY	0- 0		0- 1		1- 1		
2- 2	0- 0	0- 0		NEUTRAL	0- 0		0- 1		2- 1		
10- 9	0- 0	0- 2		CONFERENCE	3- 1		3- 5		4- 1		
7- 3	0- 0	0- 1		HOME	2- 0		2- 2		3- 0		
3- 6	0- 0	0- 1		AWAY	1- 1		1- 3		1- 1		
0- 0	0- 0	0- 0		NEUTRAL	0- 0		0- 0		0- 0		
RPI S	Opponent	Score	RPI S	Opponent	Score	RPI S	Opponent	Score	RPI S	Opponent	Score
			27 A SMU	0	3	61 H Syracuse	1	3	103 N Rhode Island	1	3
			27 H SMU	0	3	71 A Temple	1	3	108 A Tulsa	2	3
						71 H Temple	3	2	108 H Tulsa	1	3
						74 H James Madison	3	0	127 A UCF	0	3
						88 A Cincinnati	3	2	127 H UCF	3	2
						88 H Cincinnati	3	2	132 A Houston	1	3
									132 H Houston	3	0
									134 A Memphis	3	0
									134 H Memphis	1	3
									145 A Harvard	1	3
									157 A Dartmouth	1	3
									160 A South Fla.	1	3
									160 H South Fla.	3	0
									172 N Boston College	0	3
									178 N West Virginia	3	0
									221 H Bryant	3	1
									233 A Tulane	3	2
									233 H Tulane	3	0
									243 H UMBC	3	0
									266 H East Carolina	3	2
									270 N Northeastern	3	0
									318 A Hartford	3	0
LAST 10 GAMES											
			108 H Tulsa	1	3	233 A Tulane	3	2			
			27 H SMU	0	3	132 A Houston	1	3			
			71 A Temple	1	3	88 A Cincinnati	3	2			
			127 H UCF	3	2	134 A Memphis	3	0			
			160 H South Fla.	3	0	132 H Houston	3	0			

Non-Div. I Games:

UConn

Average RPI Win:		219	WON-LOST RECORD		WINNING PCT. RANK		LAST 10 GAMES		STRENGTH OF SCHEDULE		OPP. STRENGTH OF SCHEDULE		TEAM RPI		ADJ RPI		CONF. RPI		ADJ CONF. RPI	
DIV. I ONLY			13- 15		.46429 192		7- 3		63		209		132		.52237 130		22		22	
DIV. I NON-CONF.			2- 10		.16667 297		0- 0		9		143		152		.50784 152		20		20	
TOTALS		RPI 1-25		RPI 26-50		W-L RECORDS		RPI 51-100		RPI 101-150		RPI 150+								
13- 15		0- 1		0- 2		OVERALL		1- 6		0- 3		12- 3								
6- 1		0- 0		0- 0		HOME		0- 1		0- 0		6- 0								
4- 9		0- 1		0- 2		AWAY		0- 2		0- 1		4- 3								
3- 5		0- 0		0- 0		NEUTRAL		1- 3		0- 2		2- 0								
2- 10		0- 1		0- 2		NON-CONFERENCE		1- 3		0- 3		1- 1								
0- 0		0- 0		0- 0		HOME		0- 0		0- 0		0- 0								
0- 6		0- 1		0- 2		AWAY		0- 1		0- 1		0- 1								
2- 4		0- 0		0- 0		NEUTRAL		1- 2		0- 2		1- 0								
11- 5		0- 0		0- 0		CONFERENCE		0- 3		0- 0		11- 2								
6- 1		0- 0		0- 0		HOME		0- 1		0- 0		6- 0								
4- 3		0- 0		0- 0		AWAY		0- 1		0- 0		4- 2								
1- 1		0- 0		0- 0		NEUTRAL		0- 1		0- 0		1- 0								
RPI	S	Opponent		Score		RPI	S	Opponent		Score		RPI	S	Opponent		Score				
21	A	Creighton		1	3	26	A	Hawaii		0	3	51	N	Lipscomb		3	2			
						26	A	Hawaii		1	3	60	N	Pacific		0	3			
												64	A	New Mexico St.		0	3			
												64	H	New Mexico St.		1	3			
												64	N	New Mexico St.		0	3			
												80	A	Sacramento St.		1	3			
												83	N	Denver		0	3			
														San Francisco		1	3			
														ETSU		0	3			
														San Diego St.		2	3			
														Seattle		3	1			
														Seattle		3	1			
														UMKC		3	2			
														UMKC		3	1			
														Troy		1	3			
														Utah Valley		1	3			
														Utah Valley		3	2			
														UTRGV		0	3			
														UTRGV		3	0			
														UTRGV		3	0			
														Grand Canyon		3	2			
														Grand Canyon		3	0			
														Alabama St.		3	1			
														Chicago St.		3	0			
														Chicago St.		3	0			
LAST 10 GAMES						LAST 10 GAMES						LAST 10 GAMES								
						64	N	New Mexico St.		0	3	64	A	New Mexico St.		0	3			
						251	N	UTRGV		3	0	198	H	Utah Valley		3	2			
						308	H	Chicago St.		3	0	153	H	Seattle		3	1			
						162	H	UMKC		3	1	279	H	Grand Canyon		3	0			
						251	A	UTRGV		0	3	162	A	UMKC		3	2			

Non-Div. I Games:

CSU Bakersfield

Average RPI Win: 185		WON-LOST RECORD		WINNING PCT. RANK		LAST 10 GAMES		STRENGTH OF SCHEDULE		OPP. STRENGTH OF SCHEDULE		TEAM RPI		ADJ RPI		CONF. RPI		ADJ CONF. RPI	
DIV. I ONLY		12- 16		.42857 207		5- 5		48		151		130		.52201 131		13		13	
DIV. I NON-CONF.		3- 9		.25 271		0- 0		51		131		189		.48287 188		17		17	
TOTALS		RPI 1-25		RPI 26-50		W-L RECORDS		RPI 51-100		RPI 101-150		RPI 150+							
12- 16		0- 1		0- 0		OVERALL		1- 8		4- 3		7- 4							
4- 3		0- 0		0- 0		HOME		0- 2		1- 1		3- 0							
4- 8		0- 1		0- 0		AWAY		1- 4		1- 1		2- 2							
4- 5		0- 0		0- 0		NEUTRAL		0- 2		2- 1		2- 2							
3- 9		0- 1		0- 0		NON-CONFERENCE		0- 4		1- 1		2- 3							
0- 0		0- 0		0- 0		HOME		0- 0		0- 0		0- 0							
0- 4		0- 1		0- 0		AWAY		0- 2		0- 0		0- 1							
3- 5		0- 0		0- 0		NEUTRAL		0- 2		1- 1		2- 2							
9- 7		0- 0		0- 0		CONFERENCE		1- 4		3- 2		5- 1							
4- 3		0- 0		0- 0		HOME		0- 2		1- 1		3- 0							
4- 4		0- 0		0- 0		AWAY		1- 2		1- 1		2- 1							
1- 0		0- 0		0- 0		NEUTRAL		0- 0		1- 0		0- 0							
RPI S	Opponent	Score		RPI S	Opponent	Score		RPI S	Opponent	Score		RPI S	Opponent	Score					
25 A	Dayton	0 3						51 A	Lipscomb	0 3		101 A	Kennesaw St.	3 0					
								51 A	Lipscomb	1 3		101 H	Kennesaw St.	0 3					
								51 H	Lipscomb	2 3		107 N	Tennessee	1 3					
								65 N	Illinois St.	2 3		136 N	Samford	3 1					
								72 A	Auburn	2 3		138 A	North Florida	2 3					
								84 A	Col. of Charleston	0 3		138 H	North Florida	3 2					
								89 N	Ole Miss	0 3		138 N	North Florida	3 1					
								94 A	FGCU	3 2		151 A	North Carolina St.	1 3					
								94 H	FGCU	2 3		166 N	Stephen F. Austin	3 2					
												179 N	Delaware	1 3					
												195 N	Eastern Mich.	0 3					
												213 A	Stetson	2 3					
												213 H	Stetson	3 1					
												214 A	USC Upstate	3 1					
												214 H	USC Upstate	3 1					
												215 N	Wofford	3 0					
												298 A	NJIT	3 0					
												298 H	NJIT	3 2					
				LAST 10 GAMES															
51 A Lipscomb				1 3				51 A Lipscomb				0 3							
138 N North Florida				3 1				94 A FGCU				3 2							
101 H Kennesaw St.				0 3				213 A Stetson				2 3							
214 H USC Upstate				3 1				138 H North Florida				3 2							
298 A NJIT				3 0				94 H FGCU				2 3							

Non-Div. I Games:

Jacksonville

Average RPI Win:	207	WON-LOST RECORD	WINNING PCT. RANK	LAST 10 GAMES	STRENGTH OF SCHEDULE	OPP. STRENGTH OF SCHEDULE	TEAM RPI	ADJ RPI	CONF. RPI	ADJ CONF. RPI	
DIV. I ONLY	19- 11	.63333	95	5- 5	224	158	131	.51997	132	9	9
DIV. I NON-CONF.	10- 2	.83333	30	0- 0	297	250	136	.51933	140	11	11
TOTALS	RPI 1-25	RPI 26-50	W-L RECORDS	RPI 51-100	RPI 101-150	RPI 150+					
19- 11	0- 0	1- 2	OVERALL	2- 2	3- 4	13- 3					
7- 6	0- 0	1- 0	HOME	0- 2	1- 3	5- 1					
7- 4	0- 0	0- 1	AWAY	2- 0	2- 1	3- 2					
5- 1	0- 0	0- 1	NEUTRAL	0- 0	0- 0	5- 0					
10- 2	0- 0	0- 1	NON-CONFERENCE	1- 0	0- 0	9- 1					
3- 0	0- 0	0- 0	HOME	0- 0	0- 0	3- 0					
2- 1	0- 0	0- 0	AWAY	1- 0	0- 0	1- 1					
5- 1	0- 0	0- 1	NEUTRAL	0- 0	0- 0	5- 0					
9- 9	0- 0	1- 1	CONFERENCE	1- 2	3- 4	4- 2					
4- 6	0- 0	1- 0	HOME	0- 2	1- 3	2- 1					
5- 3	0- 0	0- 1	AWAY	1- 0	2- 1	2- 1					
0- 0	0- 0	0- 0	NEUTRAL	0- 0	0- 0	0- 0					
RPI S	Opponent	Score	RPI S	Opponent	Score	RPI S	Opponent	Score	RPI S	Opponent	Score
			27 A	SMU	1 3	71 A	Temple	3 2	108 A	Tulsa	3 0
			27 H	SMU	3 0	71 H	Temple	0 3	108 H	Tulsa	2 3
			45 N	Boise St.	0 3	86 A	North Texas	3 0	127 A	UCF	3 2
						88 H	Cincinnati	0 3	127 H	UCF	0 3
									129 A	UConn	0 3
									129 H	UConn	3 1
									134 H	Memphis	2 3
									160 A	South Fla.	3 2
									160 H	South Fla.	2 3
									170 A	Texas Tech	1 3
									225 N	Abilene Christian	3 1
									233 A	Tulane	3 2
									233 H	Tulane	3 1
									246 H	Southeastern La.	3 2
									261 N	Utah St.	3 1
									266 A	East Carolina	0 3
									266 H	East Carolina	3 1
									282 H	Nicholls St.	3 0
									282 N	Nicholls St.	3 2
									290 A	La.-Lafayette	3 1
									290 N	La.-Lafayette	3 0
									310 N	Jackson St.	3 0
									316 H	Alabama A&M	3 0
			LAST 10 GAMES								
			266 H	East Carolina	3 1	129 H	UConn	3 1			
			233 H	Tulane	3 1	160 H	South Fla.	2 3			
			27 A	SMU	1 3	127 H	UCF	0 3			
			108 A	Tulsa	3 0	129 A	UConn	0 3			
			71 H	Temple	0 3	71 A	Temple	3 2			

Non-Div. I Games:

Houston

Average RPI Win: 178		WON-LOST RECORD		WINNING PCT. RANK		LAST 10 GAMES		STRENGTH OF SCHEDULE		OPP. STRENGTH OF SCHEDULE		TEAM RPI		ADJ RPI		CONF. RPI		ADJ CONF. RPI	
DIV. I ONLY		17- 14		.54839 136		4- 6		157		126		134		.51735 134		9		9	
DIV. I NON-CONF.		9- 4		.69231 85		0- 0		244		189		138		.51987 138		11		11	
TOTALS		RPI 1-25		RPI 26-50		W-L RECORDS		RPI 51-100		RPI 101-150		RPI 150+							
17- 14		0- 0		0- 2		OVERALL		2- 3		6- 4		9- 5							
6- 9		0- 0		0- 1		HOME		1- 2		2- 4		3- 2							
7- 5		0- 0		0- 1		AWAY		1- 1		4- 0		2- 3							
4- 0		0- 0		0- 0		NEUTRAL		0- 0		0- 0		4- 0							
9- 4		0- 0		0- 0		NON-CONFERENCE		0- 1		2- 1		7- 2							
5- 2		0- 0		0- 0		HOME		0- 1		2- 1		3- 0							
0- 2		0- 0		0- 0		AWAY		0- 0		0- 0		0- 2							
4- 0		0- 0		0- 0		NEUTRAL		0- 0		0- 0		4- 0							
8- 10		0- 0		0- 2		CONFERENCE		2- 2		4- 3		2- 3							
1- 7		0- 0		0- 1		HOME		1- 1		0- 3		0- 2							
7- 3		0- 0		0- 1		AWAY		1- 1		4- 0		2- 1							
0- 0		0- 0		0- 0		NEUTRAL		0- 0		0- 0		0- 0							
RPI S	Opponent	Score		RPI S	Opponent	Score		RPI S	Opponent	Score		RPI S	Opponent	Score					
				27 A	SMU	0	3	71 A	Temple	0	3	108 A	Tulsa	3	0				
				27 H	SMU	1	3	71 H	Temple	1	3	108 H	Tulsa	1	3				
								72 H	Auburn	0	3	115 H	Southern Miss.	3	1				
								88 A	Cincinnati	3	2	119 H	Little Rock	3	2				
								88 H	Cincinnati	3	1	127 A	UCF	3	0				
												127 H	UCF	0	3				
												129 A	UConn	3	1				
												129 H	UConn	0	3				
												132 A	Houston	3	2				
												142 H	Mississippi St.	0	3				
												160 A	South Fla.	1	3				
												160 H	South Fla.	1	3				
												163 N	South Ala.	3	0				
												171 A	Belmont	2	3				
												181 N	High Point	3	0				
												200 N	UTEP	3	1				
												215 N	Wofford	3	0				
												217 A	Georgia	0	3				
												233 A	Tulane	3	2				
												266 A	East Carolina	3	2				
												266 H	East Carolina	1	3				
												271 H	Tennessee Tech	3	0				
												273 H	Austin Peay	3	1				
												326 H	Ark.-Pine Bluff	3	0				
				LAST 10 GAMES															
				160 A	South Fla.	1	3	27 H	SMU	1	3	273 H	Austin Peay	3	1				
				127 A	UCF	3	0	71 H	Temple	1	3	326 H	Ark.-Pine Bluff	3	0				
				266 A	East Carolina	3	2	129 H	UConn	0	3								
				88 H	Cincinnati	3	1	27 A	SMU	0	3								
				108 H	Tulsa	1	3	108 A	Tulsa	3	0								

Non-Div. I Games:

Memphis

Average RPI Win:	235	WON-LOST	WINNING	LAST 10	STRENGTH OF	OPP. STRENGTH	TEAM	ADJ	CONF.	ADJ CONF.		
Average RPI Loss:	114	RECORD	PCT. RANK	GAMES	SCHEDULE	OF SCHEDULE	RPI	RPI	RPI	RPI		
DIV. I ONLY		17- 9	.65385	90		239	236	135	.51714	135	28	28
DIV. I NON-CONF.		5- 7	.41667	204		90	86	150	.50949	150	28	28
<hr/>												
TOTALS	RPI 1-25	RPI 26-50		W-L RECORDS		RPI 51-100		RPI 101-150		RPI 150+		
17- 9	0- 0	0- 2		OVERALL		1- 1		2- 4		14- 2		
5- 1	0- 0	0- 0		HOME		0- 0		0- 1		5- 0		
7- 4	0- 0	0- 1		AWAY		0- 1		1- 1		6- 1		
5- 4	0- 0	0- 1		NEUTRAL		1- 0		1- 2		3- 1		
5- 7	0- 0	0- 2		NON-CONFERENCE		1- 1		1- 2		3- 2		
0- 0	0- 0	0- 0		HOME		0- 0		0- 0		0- 0		
1- 3	0- 0	0- 1		AWAY		0- 1		0- 0		1- 1		
4- 4	0- 0	0- 1		NEUTRAL		1- 0		1- 2		2- 1		
12- 2	0- 0	0- 0		CONFERENCE		0- 0		1- 2		11- 0		
5- 1	0- 0	0- 0		HOME		0- 0		0- 1		5- 0		
6- 1	0- 0	0- 0		AWAY		0- 0		1- 1		5- 0		
1- 0	0- 0	0- 0		NEUTRAL		0- 0		0- 0		1- 0		
<hr/>												
RPI	S	Opponent	Score	RPI	S	Opponent	Score	RPI	S	Opponent	Score	
34	N	Wichita St.	1 3	96	A	Kent St.	2 3	109	N	New Mexico	1 3	
36	A	Marquette	0 3	98	N	Oakland	3 0	116	N	IUPUI	1 3	
								143	A	New Hampshire	1 3	
								143	A	New Hampshire	3 0	
								143	H	New Hampshire	0 3	
								146	N	Indiana St.	3 1	
								159	N	Yale	1 3	
								171	N	Belmont	3 2	
								191	A	Ball St.	1 3	
								199	A	Colgate	3 0	
								203	N	Rutgers	3 1	
								240	A	Stony Brook	3 2	
								240	H	Stony Brook	3 2	
								240	N	Stony Brook	3 0	
								243	A	UMBC	3 2	
								243	H	UMBC	3 0	
								267	A	Binghamton	3 2	
								267	H	Binghamton	3 0	
								318	A	Hartford	3 0	
								318	H	Hartford	3 0	
								327	A	UMass Lowell	3 0	
								327	H	UMass Lowell	3 0	
LAST 10 GAMES												
143	A	New Hampshire	1 3	143	A	New Hampshire	3 0					
240	N	Stony Brook	3 0	318	A	Hartford	3 0					
327	A	UMass Lowell	3 0	267	H	Binghamton	3 0					
243	H	UMBC	3 0	327	H	UMass Lowell	3 0					
240	H	Stony Brook	3 2	240	A	Stony Brook	3 2					

Non-Div. I Games:

Albany (NY)

Average RPI Win:	207	WON-LOST RECORD	WINNING PCT. RANK	LAST 10 GAMES	STRENGTH OF SCHEDULE	OPP. STRENGTH OF SCHEDULE	TEAM RPI	ADJ RPI	CONF. RPI	ADJ CONF. RPI	
Average RPI Loss:	142										
DIV. I ONLY		15- 12	.55556 131	7- 3	138	214	136	.51691 136	19	19	
DIV. I NON-CONF.		5- 5	.5 162	0- 0	205	197	190	.48195 189	22	22	
<hr/>											
TOTALS	RPI 1-25	RPI 26-50		W-L RECORDS	RPI 51-100		RPI 101-150		RPI 150+		
15- 12	0- 0	0- 0		OVERALL	2- 3		2- 4		11- 5		
8- 1	0- 0	0- 0		HOME	2- 0		1- 1		5- 0		
4- 7	0- 0	0- 0		AWAY	0- 3		1- 1		3- 3		
3- 4	0- 0	0- 0		NEUTRAL	0- 0		0- 2		3- 2		
<hr/>											
5- 5	0- 0	0- 0		NON-CONFERENCE	0- 1		0- 1		5- 3		
0- 0	0- 0	0- 0		HOME	0- 0		0- 0		0- 0		
2- 2	0- 0	0- 0		AWAY	0- 1		0- 0		2- 1		
3- 3	0- 0	0- 0		NEUTRAL	0- 0		0- 1		3- 2		
<hr/>											
10- 7	0- 0	0- 0		CONFERENCE	2- 2		2- 3		6- 2		
8- 1	0- 0	0- 0		HOME	2- 0		1- 1		5- 0		
2- 5	0- 0	0- 0		AWAY	0- 2		1- 1		1- 2		
0- 1	0- 0	0- 0		NEUTRAL	0- 0		0- 1		0- 0		
<hr/>											
RPI S	Opponent	Score	RPI S	Opponent	Score	RPI S	Opponent	Score	RPI S	Opponent	Score
						72 A	Auburn	1 3	120 A	UNCG	0 3
						78 A	Chattanooga	0 3	120 H	UNCG	3 0
						78 H	Chattanooga	3 1	128 A	ETSU	3 1
						90 A	Furman	0 3	128 H	ETSU	0 3
						90 H	Furman	3 0	128 N	ETSU	2 3
						131 N	Jacksonville	1 3			
						156 N	Marshall	0 3			
						163 A	South Ala.	0 3			
						166 N	Stephen F. Austin	3 0			
						183 N	Houston Baptist	2 3			
						192 N	McNeese St.	3 2			
						215 A	Wofford	0 3			
						215 H	Wofford	3 1			
						220 A	Western Caro.	3 2			
						220 H	Western Caro.	3 0			
238 A	Tennessee St.	3 2									
245 A	Mercer	1 3									
245 H	Mercer	3 1									
281 A	Morehead St.	3 0									
296 N	Akron	3 0									
305 H	Citadel	3 0									
305 H	Citadel	3 0									
			LAST 10 GAMES								
			128 N ETSU 2 3			90 H Furman 3 0					
			128 A ETSU 3 1			78 H Chattanooga 3 1					
			220 A Western Caro. 3 2			215 H Wofford 3 1					
			305 H Citadel 3 0			120 A UNCG 0 3					
			305 H Citadel 3 0			90 A Furman 0 3					

Non-Div. I Games:

Samford

[illegible]

Non-Div. I Games:

North Dakota

Average RPI Win:		197	WON-LOST RECORD		WINNING PCT. RANK		LAST 10 GAMES		STRENGTH OF SCHEDULE		OPP. STRENGTH OF SCHEDULE		TEAM RPI		ADJ RPI		CONF. RPI		ADJ CONF. RPI	
Average RPI Loss:		92																		
DIV. I ONLY			14- 15		.48276 175		6- 4		103		120		137		.51595 138		15		14	
DIV. I NON-CONF.			5- 9		.35714 242		0- 0		40		102		137		.52212 137		9		9	
TOTALS			RPI 1-25		RPI 26-50		W-L RECORDS		RPI 51-100		RPI 101-150		RPI 150+							
14- 15			0- 1		0- 4		OVERALL		1- 4		3- 3		10- 3							
5- 3			0- 0		0- 1		HOME		0- 2		1- 0		4- 0							
5- 8			0- 1		0- 2		AWAY		1- 1		1- 1		3- 3							
4- 4			0- 0		0- 1		NEUTRAL		0- 1		1- 2		3- 0							
5- 9			0- 1		0- 2		NON-CONFERENCE		0- 2		1- 3		4- 1							
0- 1			0- 0		0- 0		HOME		0- 1		0- 0		0- 0							
1- 4			0- 1		0- 1		AWAY		0- 0		0- 1		1- 1							
4- 4			0- 0		0- 1		NEUTRAL		0- 1		1- 2		3- 0							
9- 6			0- 0		0- 2		CONFERENCE		1- 2		2- 0		6- 2							
5- 2			0- 0		0- 1		HOME		0- 1		1- 0		4- 0							
4- 4			0- 0		0- 1		AWAY		1- 1		1- 0		2- 2							
0- 0			0- 0		0- 0		NEUTRAL		0- 0		0- 0		0- 0							
RPI	S	Opponent	Score		RPI	S	Opponent	Score		RPI	S	Opponent	Score		RPI	S	Opponent	Score		
7	A	Nebraska	0	3	26	A	Hawaii	0	3	52	N	UNI	1	3	104	N	Portland	1	3	
					26	H	Hawaii	1	3	63	A	Long Beach St.	0	3	106	A	George Washington	2	3	
					31	A	Colorado St.	0	3	63	H	Long Beach St.	1	3	110	N	Georgia Tech	2	3	
					49	N	Baylor	2	3	80	H	Sacramento St.	0	3	141	A	UC Irvine	3	2	
										100	A	Cal Poly	3	2	141	H	UC Irvine	3	1	
															149	N	Princeton	3	0	
															160	N	South Fla.	3	0	
															161	A	Omaha	3	2	
															189	N	Southern Utah	3	0	
															201	A	Fresno St.	0	3	
															212	A	UC Santa Barbara	3	0	
															212	H	UC Santa Barbara	3	0	
															219	N	Radford	3	0	
															224	A	CSUN	1	3	
															224	H	CSUN	3	2	
															237	A	UC Riverside	2	3	
															237	H	UC Riverside	3	1	
															304	A	Cal St. Fullerton	3	0	
															304	H	Cal St. Fullerton	3	0	
LAST 10 GAMES																				
141 A UC Irvine				3	2	224 H CSUN				3	2	304 A Cal St. Fullerton				3	0			
26 H Hawaii				1	3	304 A Cal St. Fullerton				3	0	237 A UC Riverside				2	3			
100 A Cal Poly				3	2	26 A Hawaii				0	3	304 H Cal St. Fullerton				3	0			
212 A UC Santa Barbara				3	0															
63 H Long Beach St.				1	3															

Non-Div. I Games:

UC Davis

Average RPI Win: 234		WON-LOST	WINNING	LAST 10	STRENGTH OF		OPP. STRENGTH	TEAM	ADJ	CONF.	ADJ CONF.
Average RPI Loss: 114		RECORD	PCT. RANK	GAMES	SCHEDULE		OF SCHEDULE	RPI	RPI	RPI	RPI
DIV. I ONLY		21- 11	.65625	82	5- 5		260	206	137	.51595	138
DIV. I NON-CONF.		14- 3	.82353	39	1- 0		270	261	123	.53249	123
TOTALS		RPI 1-25	RPI 26-50		W-L RECORDS		RPI 51-100		RPI 101-150		RPI 150+
21- 11	0- 0	0- 0		OVERALL		1- 4		2- 5		18- 2	
8- 3	0- 0	0- 0		HOME		1- 2		2- 0		5- 1	
8- 5	0- 0	0- 0		AWAY		0- 2		0- 3		8- 0	
5- 3	0- 0	0- 0		NEUTRAL		0- 0		0- 2		5- 1	
14- 3	0- 0	0- 0		NON-CONFERENCE		1- 0		0- 2		13- 1	
4- 0	0- 0	0- 0		HOME		1- 0		0- 0		3- 0	
5- 1	0- 0	0- 0		AWAY		0- 0		0- 1		5- 0	
5- 2	0- 0	0- 0		NEUTRAL		0- 0		0- 1		5- 1	
7- 8	0- 0	0- 0		CONFERENCE		0- 4		2- 3		5- 1	
4- 3	0- 0	0- 0		HOME		0- 2		2- 0		2- 1	
3- 4	0- 0	0- 0		AWAY		0- 2		0- 2		3- 0	
0- 1	0- 0	0- 0		NEUTRAL		0- 0		0- 1		0- 0	
RPI S	Opponent	Score	RPI S	Opponent	Score	RPI S	Opponent	Score	RPI S	Opponent	Score
						51 A Lipscomb	0	3	101 A Kennesaw St.	1	3
						51 H Lipscomb	0	3	101 H Kennesaw St.	3	0
						91 H Fla. Atlantic	3	2	107 A Tennessee	1	3
						94 A FGCU	1	3	120 N UNCG	0	3
						94 H FGCU	1	3	131 A Jacksonville	2	3
									131 H Jacksonville	3	2
									131 N Jacksonville	1	3
									154 A FIU	3	1
									160 N South Fla.	0	3
									194 H Campbell	3	1
									213 A Stetson	3	2
									213 H Stetson	0	3
									214 A USC Upstate	3	2
									214 H USC Upstate	3	0
									229 N Wright St.	3	2
									239 N Eastern Ky.	3	2
									241 N UNC Asheville	3	0
									255 A Bethune-Cookman	3	1
									255 H Bethune-Cookman	3	0
									271 N Tennessee Tech	3	0
									285 A Florida A&M	3	0
									285 H Florida A&M	3	0
									298 A NJIT	3	0
									298 H NJIT	3	0
									305 A Citadel	3	0
									316 N Alabama A&M	3	0
									331 A Savannah St.	3	0
LAST 10 GAMES						131 N Jacksonville	1	3	213 A Stetson	3	2
						214 H USC Upstate	3	0	94 A FGCU	1	3
						101 H Kennesaw St.	3	0	285 H Florida A&M	3	0
						51 A Lipscomb	0	3	131 A Jacksonville	2	3
						298 A NJIT	3	0	213 H Stetson	0	3

Non-Div. I Games:

North Florida

Average RPI Win: 231		WON-LOST RECORD		WINNING PCT. RANK		LAST 10 GAMES		STRENGTH OF SCHEDULE		OPP. STRENGTH OF SCHEDULE		TEAM RPI		ADJ RPI		CONF. RPI		ADJ CONF. RPI	
Average RPI Loss: 116																			
DIV. I ONLY		16- 13		.55172 132		7- 3		139		216		139		.5158 140		24		24	
DIV. I NON-CONF.		4- 8		.33333 249		0- 0		105		114		193		.4807 191		24		24	
TOTALS		RPI 1-25		RPI 26-50		W-L RECORDS		RPI 51-100		RPI 101-150		RPI 150+							
16- 13		0- 0		0- 1		OVERALL		0- 6		0- 2		16- 4							
9- 2		0- 0		0- 0		HOME		0- 1		0- 0		9- 1							
5- 7		0- 0		0- 1		AWAY		0- 3		0- 0		5- 3							
2- 4		0- 0		0- 0		NEUTRAL		0- 2		0- 2		2- 0							
4- 8		0- 0		0- 1		NON-CONFERENCE		0- 4		0- 2		4- 1							
2- 0		0- 0		0- 0		HOME		0- 0		0- 0		2- 0							
0- 4		0- 0		0- 1		AWAY		0- 2		0- 0		0- 1							
2- 4		0- 0		0- 0		NEUTRAL		0- 2		0- 2		2- 0							
12- 5		0- 0		0- 0		CONFERENCE		0- 2		0- 0		12- 3							
7- 2		0- 0		0- 0		HOME		0- 1		0- 0		7- 1							
5- 3		0- 0		0- 0		AWAY		0- 1		0- 0		5- 2							
0- 0		0- 0		0- 0		NEUTRAL		0- 0		0- 0		0- 0							
RPI S	Opponent	Score		RPI S	Opponent	Score		RPI S	Opponent	Score		RPI S	Opponent	Score					
				29 A	Loyola Marymount	0	3	59 A	Oklahoma	0	3	119 N	Little Rock	1	3				
								63 A	Long Beach St.	0	3	133 N	Seton Hall	2	3				
								68 A	A&M-Corpus Christi	0	3	155 A	UNLV	1	3				
								68 H	A&M-Corpus Christi	0	3	161 N	Omaha	3	2				
								86 N	North Texas	2	3	166 H	Stephen F. Austin	3	0				
								98 N	Oakland	0	3	183 A	Houston Baptist	3	1				
												183 H	Houston Baptist	3	0				
												192 A	McNeese St.	2	3				
												196 A	Sam Houston St.	3	0				
												196 H	Sam Houston St.	0	3				
												218 A	Lamar	3	0				
												225 H	Abilene Christian	3	1				
												240 N	Stony Brook	3	1				
												246 A	Southeastern La.	2	3				
												246 H	Southeastern La.	3	0				
												247 H	Louisiana Tech	3	0				
												248 A	New Orleans	3	0				
												248 H	New Orleans	3	1				
												276 H	Incarnate Word	3	0				
												278 H	Northwestern St.	3	0				
												282 A	Nicholls St.	3	0				
												293 H	Alabama St.	3	1				
LAST 10 GAMES				LAST 10 GAMES				LAST 10 GAMES											
				196 H	Sam Houston St.	0	3	166 H	Stephen F. Austin	3	0								
				248 A	New Orleans	3	0	278 H	Northwestern St.	3	0								
				246 A	Southeastern La.	2	3	196 A	Sam Houston St.	3	0								
				68 A	A&M-Corpus Christi	0	3	218 A	Lamar	3	0								
				183 A	Houston Baptist	3	1	282 A	Nicholls St.	3	0								

Non-Div. I Games:

Central Ark.

Average RPI Win:	209	WON-LOST	WINNING	LAST 10	STRENGTH OF	OPP. STRENGTH	TEAM	ADJ	CONF.	ADJ CONF.	
Average RPI Loss:	72	RECORD	PCT. RANK	GAMES	SCHEDULE	OF SCHEDULE	RPI	RPI	RPI	RPI	
DIV. I ONLY	15- 15	.5	160	2- 8	127	95	140	.51487	142	5	5
DIV. I NON-CONF.	11- 3	.78571	47	1- 0	240	253	114	.53847	114	4	4
<hr/>											
TOTALS	RPI 1-25	RPI 26-50		W-L RECORDS		RPI 51-100		RPI 101-150		RPI 150+	
15- 15	0- 7	0- 0		OVERALL		2- 3		2- 2		11- 3	
8- 6	0- 2	0- 0		HOME		1- 2		0- 1		7- 1	
4- 8	0- 4	0- 0		AWAY		1- 1		1- 1		2- 2	
3- 1	0- 1	0- 0		NEUTRAL		0- 0		1- 0		2- 0	
<hr/>											
11- 3	0- 1	0- 0		NON-CONFERENCE		1- 0		2- 0		8- 2	
6- 1	0- 0	0- 0		HOME		1- 0		0- 0		5- 1	
2- 1	0- 0	0- 0		AWAY		0- 0		1- 0		1- 1	
3- 1	0- 1	0- 0		NEUTRAL		0- 0		1- 0		2- 0	
<hr/>											
4- 12	0- 6	0- 0		CONFERENCE		1- 3		0- 2		3- 1	
2- 5	0- 2	0- 0		HOME		0- 2		0- 1		2- 0	
2- 7	0- 4	0- 0		AWAY		1- 1		0- 1		1- 1	
0- 0	0- 0	0- 0		NEUTRAL		0- 0		0- 0		0- 0	
<hr/>											
RPI S	Opponent	Score	RPI S	Opponent	Score	RPI S	Opponent	Score	RPI S	Opponent	Score
5 A	Florida	0 3				56 H	Arkansas	0 3	107 H	Tennessee	2 3
9 N	Penn St.	0 3				72 H	Auburn	2 3	115 N	Southern Miss.	3 2
10 A	Texas A&M	0 3				78 H	Chattanooga	3 1	118 A	LSU	0 3
10 H	Texas A&M	0 3				87 A	Alabama	1 3	134 A	Memphis	3 0
17 A	Missouri	1 3				89 A	Ole Miss	3 0	164 A	South Carolina	0 3
17 H	Missouri	1 3							164 H	South Carolina	3 2
19 A	Kentucky	0 3							175 A	Troy	3 1
									189 H	Southern Utah	0 3
									206 A	Notre Dame	1 3
									213 H	Stetson	3 0
									217 A	Georgia	3 0
									217 H	Georgia	3 0
									239 N	Eastern Ky.	3 0
									249 H	La.-Monroe	3 0
									273 N	Austin Peay	3 0
									310 H	Jackson St.	3 0
									326 H	Ark.-Pine Bluff	3 0
									334 H	Mississippi Val.	3 0
<hr/>											
LAST 10 GAMES											
217 A	Georgia	3 0	5 A	Florida	0 3						
164 A	South Carolina	0 3	175 A	Troy	3 1						
10 H	Texas A&M	0 3	107 H	Tennessee	2 3						
72 H	Auburn	2 3	17 A	Missouri	1 3						
56 H	Arkansas	0 3	10 A	Texas A&M	0 3						

Non-Div. I Games:

Mississippi St.

Average RPI Win: 244		WON-LOST	WINNING	LAST 10	STRENGTH OF		OPP. STRENGTH	TEAM	ADJ		CONF.	ADJ CONF.
Average RPI Loss: 113		RECORD	PCT. RANK	GAMES	SCHEDULE		OF SCHEDULE	RPI	RPI		RPI	RPI
DIV. I ONLY		21- 8	.72414	54	289		234	141	.51473		143	28
DIV. I NON-CONF.		8- 7	.53333	155	214		145	176	.49348		176	28
TOTALS		RPI 1-25	RPI 26-50		W-L RECORDS		RPI 51-100		RPI 101-150		RPI 150+	
21- 8		0- 0	0- 1		OVERALL		0- 2		2- 3		19- 2	
8- 4		0- 0	0- 0		HOME		0- 1		1- 1		7- 2	
8- 3		0- 0	0- 0		AWAY		0- 1		1- 2		7- 0	
5- 1		0- 0	0- 1		NEUTRAL		0- 0		0- 0		5- 0	
8- 7		0- 0	0- 1		NON-CONFERENCE		0- 2		0- 2		8- 2	
1- 3		0- 0	0- 0		HOME		0- 1		0- 0		1- 2	
2- 3		0- 0	0- 0		AWAY		0- 1		0- 2		2- 0	
5- 1		0- 0	0- 1		NEUTRAL		0- 0		0- 0		5- 0	
13- 1		0- 0	0- 0		CONFERENCE		0- 0		2- 1		11- 0	
7- 1		0- 0	0- 0		HOME		0- 0		1- 1		6- 0	
6- 0		0- 0	0- 0		AWAY		0- 0		1- 0		5- 0	
0- 0		0- 0	0- 0		NEUTRAL		0- 0		0- 0		0- 0	
RPI S	Opponent	Score	RPI S	Opponent	Score	RPI S	Opponent	Score	RPI S	Opponent	Score	
			42 N	Northwestern	0 3	58 H	Michigan St.	0 3	113 A	Loyola Chicago	1 3	
						61 A	Syracuse	1 3	135 A	Albany (NY)	3 0	
									135 H	Albany (NY)	3 1	
									135 H	Albany (NY)	0 3	
									145 A	Harvard	2 3	
									156 N	Marshall	3 1	
									165 A	Fairfield	3 1	
									169 N	Wake Forest	3 1	
									172 H	Boston College	0 3	
									179 H	Delaware	0 3	
									221 H	Bryant	3 1	
									232 N	Buffalo	3 0	
									240 A	Stony Brook	3 1	
									240 H	Stony Brook	3 0	
									243 A	UMBC	3 0	
									243 H	UMBC	3 1	
									264 N	Navy	3 2	
									267 A	Binghamton	3 0	
									267 H	Binghamton	3 1	
									267 H	Binghamton	3 0	
									270 A	Northeastern	3 2	
									312 N	Holy Cross	3 0	
									318 A	Hartford	3 0	
									318 H	Hartford	3 0	
									327 A	UMass Lowell	3 0	
									327 H	UMass Lowell	3 0	
LAST 10 GAMES			135 H	Albany (NY)	3 1	135 H	Albany (NY)	0 3				
			267 H	Binghamton	3 1	267 H	Binghamton	3 0				
			243 A	UMBC	3 0	318 A	Hartford	3 0				
			240 A	Stony Brook	3 1	240 H	Stony Brook	3 0				
			327 A	UMass Lowell	3 0	243 H	UMBC	3 1				

Non-Div. I Games:

New Hampshire

Average RPI Win:	198	WON-LOST	WINNING	LAST 10	STRENGTH OF	OPP. STRENGTH	TEAM	ADJ	CONF.	ADJ CONF.	
Average RPI Loss:	63	RECORD	PCT. RANK	GAMES	SCHEDULE	OF SCHEDULE	RPI	RPI	RPI	RPI	
DIV. I ONLY		11- 19	.36667	234	52	74	146	.51433	144	8	8
DIV. I NON-CONF.		3- 9	.25	271	34	49	163	.50194	161	7	7
<hr/>											
TOTALS	RPI 1-25	RPI 26-50		W-L RECORDS		RPI 51-100		RPI 101-150		RPI 150+	
11- 19	0- 4	1- 5		OVERALL		0- 6		1- 4		9- 0	
6- 9	0- 2	1- 2		HOME		0- 3		0- 2		5- 0	
4- 7	0- 1	0- 3		AWAY		0- 2		1- 1		3- 0	
1- 3	0- 1	0- 0		NEUTRAL		0- 1		0- 1		1- 0	
<hr/>											
3- 9	0- 2	0- 2		NON-CONFERENCE		0- 4		0- 1		3- 0	
2- 4	0- 1	0- 1		HOME		0- 2		0- 0		2- 0	
0- 2	0- 0	0- 1		AWAY		0- 1		0- 0		0- 0	
1- 3	0- 1	0- 0		NEUTRAL		0- 1		0- 1		1- 0	
<hr/>											
8- 10	0- 2	1- 3		CONFERENCE		0- 2		1- 3		6- 0	
4- 5	0- 1	1- 1		HOME		0- 1		0- 2		3- 0	
4- 5	0- 1	0- 2		AWAY		0- 1		1- 1		3- 0	
0- 0	0- 0	0- 0		NEUTRAL		0- 0		0- 0		0- 0	
<hr/>											
RPI S	Opponent	Score	RPI S	Opponent	Score	RPI S	Opponent	Score	RPI S	Opponent	Score
11 N	Ohio St.	0 3	36 A	Marquette	1 3	52 H	UNI	2 3	117 N	Miami (OH)	2 3
17 H	Missouri	1 3	36 H	Marquette	0 3	58 A	Michigan St.	2 3	124 A	St. John's (NY)	3 1
21 A	Creighton	0 3	39 H	Southern Ill.	2 3	62 A	Xavier	0 3	124 H	St. John's (NY)	2 3
21 H	Creighton	1 3	43 A	Villanova	2 3	62 H	Xavier	0 3	133 A	Seton Hall	0 3
			43 H	Villanova	3 1	88 H	Cincinnati	1 3	133 H	Seton Hall	1 3
			48 A	Wyoming	1 3	95 N	Virginia Tech	1 3	186 N	South Dakota	3 0
									210 A	DePaul	3 2
									210 H	DePaul	3 1
									222 A	Georgetown	3 0
									222 H	Georgetown	3 1
									226 H	Youngstown St.	3 0
									228 H	Ill.-Chicago	3 0
									254 A	Providence	3 1
									254 H	Providence	3 0
<hr/>											
LAST 10 GAMES											
210 H DePaul 3 1						43 H Villanova 3 1					
36 H Marquette 0 3						124 A St. John's (NY) 3 1					
21 A Creighton 0 3						254 A Providence 3 1					
222 A Georgetown 3 0						62 A Xavier 0 3					
133 H Seton Hall 1 3						222 H Georgetown 3 1					

Non-Div. I Games:	Marian (IN)	3	0
--------------------------	--------------------	----------	----------

Butler

Average RPI Win:	206	WON-LOST	WINNING	LAST 10	STRENGTH OF	OPP. STRENGTH	TEAM	ADJ	CONF.	ADJ CONF.	
Average RPI Loss:	154	RECORD	PCT. RANK	GAMES	SCHEDULE	OF SCHEDULE	RPI	RPI	RPI	RPI	
DIV. I ONLY		15- 10	.6 114	7- 3	202	207	142	.51423	145	23	23
DIV. I NON-CONF.		4- 6	.4 216	0- 0	195	120	209	.46811	208	23	23
<hr/>											
TOTALS	RPI 1-25	RPI 26-50		W-L RECORDS		RPI 51-100		RPI 101-150		RPI 150+	
15- 10	0- 0	0- 0		OVERALL		0- 2		4- 2		11- 6	
11- 4	0- 0	0- 0		HOME		0- 2		4- 0		7- 2	
4- 3	0- 0	0- 0		AWAY		0- 0		0- 1		4- 2	
0- 3	0- 0	0- 0		NEUTRAL		0- 0		0- 1		0- 2	
<hr/>											
4- 6	0- 0	0- 0		NON-CONFERENCE		0- 2		2- 1		2- 3	
4- 3	0- 0	0- 0		HOME		0- 2		2- 0		2- 1	
0- 0	0- 0	0- 0		AWAY		0- 0		0- 0		0- 0	
0- 3	0- 0	0- 0		NEUTRAL		0- 0		0- 1		0- 2	
<hr/>											
11- 4	0- 0	0- 0		CONFERENCE		0- 0		2- 1		9- 3	
7- 1	0- 0	0- 0		HOME		0- 0		2- 0		5- 1	
4- 3	0- 0	0- 0		AWAY		0- 0		0- 1		4- 2	
0- 0	0- 0	0- 0		NEUTRAL		0- 0		0- 0		0- 0	
<hr/>											
RPI S	Opponent	Score	RPI S	Opponent	Score	RPI S	Opponent	Score	RPI S	Opponent	Score
						63 H	Long Beach St.	0 3	122 N	Army West Point	2 3
						65 H	Illinois St.	0 3	129 H	UConn	3 1
									143 H	New Hampshire	3 2
									149 A	Princeton	0 3
									149 H	Princeton	3 1
									149 H	Princeton	3 0
									157 A	Dartmouth	3 0
									157 H	Dartmouth	2 3
									159 A	Yale	1 3
									159 H	Yale	3 0
									172 H	Boston College	2 3
									184 N	California	2 3
									197 A	Penn	3 0
									197 H	Penn	3 0
									202 N	Air Force	0 3
									203 H	Rutgers	3 0
									252 A	Brown	3 1
									252 H	Brown	3 2
									264 A	Columbia	1 3
									264 H	Columbia	3 0
			270 H	Northeastern	3 1						
			288 A	Cornell	3 2						
			288 H	Cornell	3 0						
			LAST 10 GAMES								
			149 H	Princeton	3 1	149 A	Princeton	0 3			
			252 A	Brown	3 1	197 A	Penn	3 0			
			159 A	Yale	1 3	157 A	Dartmouth	3 0			
			264 H	Columbia	3 0	288 A	Cornell	3 2			
			288 H	Cornell	3 0	264 A	Columbia	1 3			

Non-Div. I Games:

Harvard

Average RPI Win:	217	WON-LOST RECORD	WINNING PCT. RANK	LAST 10 GAMES	STRENGTH OF SCHEDULE	OPP. STRENGTH OF SCHEDULE	TEAM RPI	ADJ RPI	CONF. RPI	ADJ CONF. RPI	
Average RPI Loss:	90										
DIV. I ONLY	17- 16	.51515	159	3- 7	125	146	143	.51422	146	7	7
DIV. I NON-CONF.	11- 4	.73333	70	0- 0	194	247	109	.54097	109	8	8
<hr/>											
TOTALS	RPI 1-25	RPI 26-50		W-L RECORDS	RPI 51-100		RPI 101-150		RPI 150+		
17- 16	0- 0	0- 6		OVERALL	3- 4		2- 3		12- 3		
10- 7	0- 0	0- 3		HOME	1- 2		2- 1		7- 1		
4- 7	0- 0	0- 3		AWAY	1- 2		0- 1		3- 1		
3- 2	0- 0	0- 0		NEUTRAL	1- 0		0- 1		2- 1		
<hr/>											
11- 4	0- 0	0- 0		NON-CONFERENCE	2- 1		1- 2		8- 1		
6- 2	0- 0	0- 0		HOME	0- 1		1- 1		5- 0		
2- 0	0- 0	0- 0		AWAY	1- 0		0- 0		1- 0		
3- 2	0- 0	0- 0		NEUTRAL	1- 0		0- 1		2- 1		
<hr/>											
6- 12	0- 0	0- 6		CONFERENCE	1- 3		1- 1		4- 2		
4- 5	0- 0	0- 3		HOME	1- 1		1- 0		2- 1		
2- 7	0- 0	0- 3		AWAY	0- 2		0- 1		2- 1		
0- 0	0- 0	0- 0		NEUTRAL	0- 0		0- 0		0- 0		
<hr/>											
RPI S	Opponent	Score	RPI S	Opponent	Score	RPI S	Opponent	Score	RPI S	Opponent	Score
			34 A	Wichita St.	1 3	52 A	UNI	0 3	113 A	Loyola Chicago	1 3
			34 H	Wichita St.	0 3	52 H	UNI	3 2	113 H	Loyola Chicago	3 2
			39 A	Southern Ill.	1 3	65 A	Illinois St.	1 3	116 H	IUPUI	2 3
			39 H	Southern Ill.	1 3	65 H	Illinois St.	1 3	123 H	Valparaiso	3 2
			40 A	Missouri St.	2 3	96 A	Kent St.	3 2	135 N	Albany (NY)	1 3
			40 H	Missouri St.	2 3	98 N	Oakland	3 1	156 N	Marshall	1 3
						99 H	Murray St.	0 3	195 H	Eastern Mich.	3 1
									204 A	Eastern Ill.	3 1
									207 A	Drake	1 3
									207 H	Drake	2 3
									260 A	Evansville	3 1
									260 H	Evansville	3 1
									269 H	UT Martin	3 0
									275 A	Bradley	3 0
									275 H	Bradley	3 0
									280 H	IPFW	3 0
									281 N	Morehead St.	3 2
									294 N	Canisius	3 1
									308 H	Chicago St.	3 0
									313 H	Western Ill.	3 0
			LAST 10 GAMES								
			65 A	Illinois St.	1 3	52 A	UNI	0 3			
			39 A	Southern Ill.	1 3	207 A	Drake	1 3			
			260 A	Evansville	3 1	34 H	Wichita St.	0 3			
			275 H	Bradley	3 0	40 H	Missouri St.	2 3			
			113 H	Loyola Chicago	3 2	65 H	Illinois St.	1 3			

Non-Div. I Games:

Indiana St.

Average RPI Win: 163		WON-LOST	WINNING	LAST 10	STRENGTH OF		OPP. STRENGTH	TEAM	ADJ		CONF.	ADJ CONF.
Average RPI Loss: 44		RECORD	PCT. RANK	GAMES	SCHEDULE		OF SCHEDULE	RPI	RPI		RPI	RPI
DIV. I ONLY		5- 23	.17857	314	1- 9		4	27	150		.51414	147
DIV. I NON-CONF.		2- 8	.2	286	0- 0		6	41	124		.53153	124
TOTALS		RPI 1-25	RPI 26-50		W-L RECORDS		RPI 51-100		RPI 101-150		RPI 150+	
5- 23		0- 10	0- 4		OVERALL		0- 5		2- 4		3- 0	
2- 7		0- 4	0- 0		HOME		0- 2		1- 1		1- 0	
2- 14		0- 6	0- 3		AWAY		0- 2		1- 3		1- 0	
1- 2		0- 0	0- 1		NEUTRAL		0- 1		0- 0		1- 0	
2- 8		0- 2	0- 3		NON-CONFERENCE		0- 2		1- 1		1- 0	
0- 0		0- 0	0- 0		HOME		0- 0		0- 0		0- 0	
1- 6		0- 2	0- 2		AWAY		0- 1		1- 1		0- 0	
1- 2		0- 0	0- 1		NEUTRAL		0- 1		0- 0		1- 0	
3- 15		0- 8	0- 1		CONFERENCE		0- 3		1- 3		2- 0	
2- 7		0- 4	0- 0		HOME		0- 2		1- 1		1- 0	
1- 8		0- 4	0- 1		AWAY		0- 1		0- 2		1- 0	
0- 0		0- 0	0- 0		NEUTRAL		0- 0		0- 0		0- 0	
RPI S	Opponent	Score	RPI S	Opponent	Score	RPI S	Opponent	Score	RPI S	Opponent	Score	
2 A	Southern California	0 3	26 A	Hawaii	0 3	53 H	Oregon	1 3	112 A	Washington St.	1 3	
2 H	Southern California	1 3	28 A	San Diego	1 3	60 N	Pacific	1 3	112 H	Washington St.	1 3	
6 A	Washington	0 3	33 A	Arizona St.	0 3	63 A	Long Beach St.	0 3	126 A	Utah	1 3	
6 H	Washington	0 3	34 N	Wichita St.	0 3	66 A	Colorado	2 3	126 H	Utah	3 2	
12 A	Stanford	0 3				66 H	Colorado	0 3	141 A	UC Irvine	1 3	
12 H	Stanford	0 3							148 A	San Diego St.	3 1	
13 A	UCLA	1 3							174 N	Idaho	3 0	
13 H	UCLA	2 3							184 A	California	3 0	
15 A	BYU	0 3							184 H	California	3 0	
15 A	BYU	1 3										
LAST 10 GAMES												
	112 H Washington St.	1 3		184 H California	3 0							
	6 H Washington	0 3		126 A Utah	1 3							
	13 A UCLA	1 3		66 A Colorado	2 3							
	2 A Southern California	0 3		13 H UCLA	2 3							
	12 H Stanford	0 3		2 H Southern California	1 3							

Non-Div. I Games:

Oregon St.

Average RPI Win: 188		WON-LOST	WINNING	LAST 10	STRENGTH OF		OPP. STRENGTH	TEAM	ADJ		CONF.	ADJ CONF.
Average RPI Loss: 76		RECORD	PCT. RANK	GAMES	SCHEDULE		OF SCHEDULE	RPI	RPI		RPI	RPI
DIV. I ONLY		11- 19	.36667	234	5- 5		47	84	147		.51288	148
DIV. I NON-CONF.		3- 10	.23077	279	0- 1		39	31	168		.49813	168
TOTALS		RPI 1-25	RPI 26-50		W-L RECORDS		RPI 51-100		RPI 101-150		RPI 150+	
11- 19	0- 1	0- 10		OVERALL		0- 3		3- 2		8- 3		
4- 7	0- 0	0- 4		HOME		0- 1		1- 1		3- 1		
5- 10	0- 0	0- 6		AWAY		0- 1		1- 1		4- 2		
2- 2	0- 1	0- 0		NEUTRAL		0- 1		1- 0		1- 0		
3- 10	0- 1	0- 4		NON-CONFERENCE		0- 3		1- 2		2- 0		
0- 3	0- 0	0- 1		HOME		0- 1		0- 1		0- 0		
1- 5	0- 0	0- 3		AWAY		0- 1		0- 1		1- 0		
2- 2	0- 1	0- 0		NEUTRAL		0- 1		1- 0		1- 0		
8- 9	0- 0	0- 6		CONFERENCE		0- 0		2- 0		6- 3		
4- 4	0- 0	0- 3		HOME		0- 0		1- 0		3- 1		
4- 5	0- 0	0- 3		AWAY		0- 0		1- 0		3- 2		
0- 0	0- 0	0- 0		NEUTRAL		0- 0		0- 0		0- 0		
RPI S	Opponent	Score		RPI S	Opponent	Score		RPI S	Opponent	Score		
5 N	Florida	0 3		26 A	Hawaii	0 3		60 H	Pacific	0 3		
				28 A	San Diego	0 3		83 N	Denver	1 3		
				29 A	Loyola Marymount	0 3		100 A	Cal Poly	0 3		
				31 A	Colorado St.	0 3						
				31 H	Colorado St.	0 3						
				45 A	Boise St.	0 3						
				45 H	Boise St.	2 3						
				46 H	TCU	0 3						
				48 A	Wyoming	0 3						
				48 H	Wyoming	0 3						
LAST 10 GAMES												
				231 A	San Jose St.	3 0		48 A	Wyoming	0 3		
				261 A	Utah St.	3 2		31 A	Colorado St.	0 3		
				45 A	Boise St.	0 3		109 H	New Mexico	3 2		
				155 H	UNLV	3 0		202 H	Air Force	2 3		
				201 H	Fresno St.	3 0		28 A	San Diego	0 3		

Non-Div. I Games:

San Diego St.

[illegible]

Non-Div. I Games:

Princeton

Average RPI Win: 221		WON-LOST RECORD		WINNING PCT. RANK		LAST 10 GAMES		STRENGTH OF SCHEDULE		OPP. STRENGTH OF SCHEDULE		TEAM RPI		ADJ RPI		CONF. RPI		ADJ CONF. RPI	
DIV. I ONLY		14- 16		.46667 183		7- 3		100		132		149		.51161 150		18		18	
DIV. I NON-CONF.		4- 9		.30769 259		0- 0		44		55		146		.51112 146		16		15	
TOTALS		RPI 1-25		RPI 26-50		W-L RECORDS		RPI 51-100		RPI 101-150		RPI 150+							
14- 16		0- 1		0- 6		OVERALL		0- 5		2- 1		12- 3							
10- 3		0- 0		0- 1		HOME		0- 2		1- 0		9- 0							
3- 9		0- 0		0- 3		AWAY		0- 2		1- 1		2- 3							
1- 4		0- 1		0- 2		NEUTRAL		0- 1		0- 0		1- 0							
4- 9		0- 1		0- 5		NON-CONFERENCE		0- 2		0- 1		4- 0							
3- 2		0- 0		0- 1		HOME		0- 1		0- 0		3- 0							
0- 4		0- 0		0- 2		AWAY		0- 1		0- 1		0- 0							
1- 3		0- 1		0- 2		NEUTRAL		0- 0		0- 0		1- 0							
10- 7		0- 0		0- 1		CONFERENCE		0- 3		2- 0		8- 3							
7- 1		0- 0		0- 0		HOME		0- 1		1- 0		6- 0							
3- 5		0- 0		0- 1		AWAY		0- 1		1- 0		2- 3							
0- 1		0- 0		0- 0		NEUTRAL		0- 1		0- 0		0- 0							
RPI	S	Opponent		Score		RPI	S	Opponent		Score		RPI	S	Opponent		Score			
8	N	Kansas		1 3		31	A	Colorado St.		0 3		55	H	Idaho St.		2 3			
						33	H	Arizona St.		0 3		80	A	Sacramento St.		1 3			
						35	A	Northern Ariz.		2 3		80	N	Sacramento St.		1 3			
						36	N	Marquette		1 3		83	A	Denver		0 3			
						39	N	Southern Ill.		1 3		97	H	Indiana		0 3			
						48	A	Wyoming		1 3									
						LAST 10 GAMES													
						80	N	Sacramento St.		1 3		137	A	North Dakota		3 2			
						174	H	Idaho		3 1		216	H	Portland St.		3 0			
						193	H	Eastern Wash.		3 2		35	A	Northern Ariz.		2 3			
						303	A	Montana St.		3 2		189	A	Southern Utah		1 3			
						259	A	Montana		3 2		137	H	North Dakota		3 0			

Non-Div. I Games:

Northern Colo.

Average RPI Win: 210		WON-LOST	WINNING	LAST 10	STRENGTH OF		OPP. STRENGTH	TEAM	ADJ	CONF.	ADJ CONF.	
Average RPI Loss: 62		RECORD	PCT. RANK	GAMES	SCHEDULE		OF SCHEDULE	RPI	RPI	RPI	RPI	
DIV. I ONLY		15- 15	.5 160	3- 7	152		87	151	.51089	151	6 6	
DIV. I NON-CONF.		11- 1	.91667 12	0- 0	285		240	94	.55014	95	6 6	
TOTALS		RPI 1-25	RPI 26-50		W-L RECORDS		RPI 51-100		RPI 101-150		RPI 150+	
15- 15		0- 4	0- 3		OVERALL		1- 6		2- 1		12- 1	
8- 8		0- 3	0- 2		HOME		1- 3		2- 0		5- 0	
3- 7		0- 1	0- 1		AWAY		0- 3		0- 1		3- 1	
4- 0		0- 0	0- 0		NEUTRAL		0- 0		0- 0		4- 0	
11- 1		0- 0	0- 0		NON-CONFERENCE		0- 1		2- 0		9- 0	
5- 1		0- 0	0- 0		HOME		0- 1		2- 0		3- 0	
2- 0		0- 0	0- 0		AWAY		0- 0		0- 0		2- 0	
4- 0		0- 0	0- 0		NEUTRAL		0- 0		0- 0		4- 0	
4- 14		0- 4	0- 3		CONFERENCE		1- 5		0- 1		3- 1	
3- 7		0- 3	0- 2		HOME		1- 2		0- 0		2- 0	
1- 7		0- 1	0- 1		AWAY		0- 3		0- 1		1- 1	
0- 0		0- 0	0- 0		NEUTRAL		0- 0		0- 0		0- 0	
RPI S	Opponent	Score	RPI S	Opponent	Score	RPI S	Opponent	Score	RPI S	Opponent	Score	
14 H	Louisville	0 3	38 H	Miami (FL)	2 3	54 A	Virginia	0 3	107 H	Tennessee	3 0	
20 A	North Carolina	1 3	47 A	Pittsburgh	1 3	54 H	Virginia	0 3	110 A	Georgia Tech	0 3	
20 H	North Carolina	0 3	47 H	Pittsburgh	2 3	61 A	Syracuse	1 3	131 H	Jacksonville	3 1	
22 H	Florida St.	1 3				85 H	Duke	2 3	164 A	South Carolina	3 0	
						89 H	Ole Miss	2 3	169 H	Wake Forest	3 1	
						95 A	Virginia Tech	1 3	172 A	Boston College	1 3	
						95 H	Virginia Tech	3 0	179 H	Delaware	3 0	
									194 H	Campbell	3 0	
									206 H	Notre Dame	3 2	
									211 A	Clemson	3 0	
									233 A	Tulane	3 1	
									246 N	Southeastern La.	3 0	
									276 N	Incarnate Word	3 2	
									282 N	Nicholls St.	3 1	
									323 H	Hampton	3 0	
									328 N	N.C. Central	3 0	
			LAST 10 GAMES									
			54 A Virginia 0 3			172 A Boston College 1 3						
			20 A North Carolina 1 3			14 H Louisville 0 3						
			47 H Pittsburgh 2 3			206 H Notre Dame 3 2						
			95 H Virginia Tech 3 0			110 A Georgia Tech 0 3						
			61 A Syracuse 1 3			211 A Clemson 3 0						

Non-Div. I Games:

North Carolina St.

[illegible]

Non-Div. I Games:

Lehigh

S
e
a
t
t
l
e

Seattle		Through Games Of Though Nov. 22, 2015											
Average RPI Win:	218	WON-LOST	WINNING	LAST 10	STRENGTH OF		OPP. STRENGTH	TEAM	ADJ		CONF.	ADJ CONF.	
Average RPI Loss:	114 <th>RECORD</th> <th>PCT. RANK</th> <th>GAMES</th> <th colspan="2">SCHEDULE</th> <th>OF SCHEDULE</th> <th>RPI</th> <th colspan="2">RPI</th> <th>RPI</th> <th>RPI</th>	RECORD	PCT. RANK	GAMES	SCHEDULE		OF SCHEDULE	RPI	RPI		RPI	RPI	
DIV. I ONLY	17- 11	.60714	108	6- 4	255		163	153	.50712		153	22	
DIV. I NON-CONF.	8- 5	.61538	125	0- 0	192		115	134	.52307		134	20	
<hr/>													
TOTALS		RPI 1-25		RPI 26-50		W-L RECORDS		RPI 51-100		RPI 101-150		RPI 150+	
17- 11	0- 0			0- 2	OVERALL		0- 2		1- 4		16- 3		
5- 2	0- 0			0- 0	HOME		0- 1		0- 1		5- 0		
7- 6	0- 0			0- 1	AWAY		0- 1		0- 1		7- 3		
5- 3	0- 0			0- 1	NEUTRAL		0- 0		1- 2		4- 0		
<hr/>													
8- 5	0- 0			0- 2	NON-CONFERENCE		0- 0		1- 2		7- 1		
0- 0	0- 0			0- 0	HOME		0- 0		0- 0		0- 0		
3- 2	0- 0			0- 1	AWAY		0- 0		0- 0		3- 1		
5- 3	0- 0			0- 1	NEUTRAL		0- 0		1- 2		4- 0		
<hr/>													
9- 6	0- 0			0- 0	CONFERENCE		0- 2		0- 2		9- 2		
5- 2	0- 0			0- 0	HOME		0- 1		0- 1		5- 0		
4- 4	0- 0			0- 0	AWAY		0- 1		0- 1		4- 2		
0- 0	0- 0			0- 0	NEUTRAL		0- 0		0- 0		0- 0		
<hr/>													
RPI S	Opponent	Score	RPI S	Opponent	Score	RPI S	Opponent	Score	RPI S	Opponent	Score		
			38 A	Miami (FL)	0 3	64 A	New Mexico St.	2 3	112 N	Washington St.	0 3		
			44 N	Kansas St.	0 3	64 H	New Mexico St.	2 3	127 N	UCF	3 1		
									130 A	CSU Bakersfield	1 3		
									130 H	CSU Bakersfield	1 3		
									141 N	UC Irvine	0 3		
									154 A	FIU	3 1		
									162 A	UMKC	3 2		
									162 A	UMKC	2 3		
									162 H	UMKC	3 1		
									174 A	Idaho	0 3		
									176 N	Nevada	3 0		
									182 N	VCU	3 0		
									184 A	California	3 0		
									193 N	Eastern Wash.	3 0		
									198 A	Utah Valley	0 3		
									198 H	Utah Valley	3 0		
									235 A	Middle Tenn.	3 1		
									251 A	UTRGV	3 1		
									251 H	UTRGV	3 0		
									255 N	Bethune-Cookman	3 0		
									279 A	Grand Canyon	3 0		
									279 H	Grand Canyon	3 0		
									308 A	Chicago St.	3 1		
									308 H	Chicago St.	3 2		
			LAST 10 GAMES										
			162 A	UMKC	2 3	130 A	CSU Bakersfield	1 3					
			251 H	UTRGV	3 0	162 H	UMKC	3 1					
			64 H	New Mexico St.	2 3	308 H	Chicago St.	3 2					
			198 H	Utah Valley	3 0	64 A	New Mexico St.	2 3					
			279 A	Grand Canyon	3 0	251 A	UTRGV	3 1					

S
e
a
t
t
l
e

Non-Div. I Games:

Seattle

F
I
U

FIU				Through Games Of Though Nov. 22, 2015								
Average RPI Win:	217	WON-LOST RECORD	WINNING PCT. RANK	LAST 10 GAMES	STRENGTH OF SCHEDULE	OPP. STRENGTH OF SCHEDULE	TEAM RPI	ADJ RPI	CONF. RPI	ADJ CONF. RPI		
DIV. I ONLY		15- 13	.53571 142	4- 6	178	160	154	.50652 154	11	11		
DIV. I NON-CONF.		6- 5	.54545 146	0- 0	275	249	218	.46194 218	12	12		
TOTALS		RPI 1-25	RPI 26-50	W-L RECORDS	RPI 51-100	RPI 101-150	RPI 150+					
15- 13	0- 2	0- 0	OVERALL	2- 5	0- 3	13- 3						
8- 7	0- 1	0- 0	HOME	1- 3	0- 2	7- 1						
5- 5	0- 1	0- 0	AWAY	1- 2	0- 1	4- 1						
2- 1	0- 0	0- 0	NEUTRAL	0- 0	0- 0	2- 1						
6- 5	0- 0	0- 0	NON-CONFERENCE	0- 1	0- 2	6- 2						
3- 4	0- 0	0- 0	HOME	0- 1	0- 2	3- 1						
1- 0	0- 0	0- 0	AWAY	0- 0	0- 0	1- 0						
2- 1	0- 0	0- 0	NEUTRAL	0- 0	0- 0	2- 1						
9- 8	0- 2	0- 0	CONFERENCE	2- 4	0- 1	7- 1						
5- 3	0- 1	0- 0	HOME	1- 2	0- 0	4- 0						
4- 5	0- 1	0- 0	AWAY	1- 2	0- 1	3- 1						
0- 0	0- 0	0- 0	NEUTRAL	0- 0	0- 0	0- 0						
RPI S Opponent	Score	RPI S Opponent	Score	RPI S Opponent	Score	RPI S Opponent	Score					
16 A Western Ky.	0 3			67 A UTSA	1 3	115 A Southern Miss.	2 3					
16 H Western Ky.	0 3			67 H UTSA	1 3	127 H UCF	0 3					
				74 A Rice	0 3	138 H North Florida	1 3					
				86 H North Texas	1 3	153 H Seattle	1 3					
				91 A Fla. Atlantic	3 2	156 H Marshall	3 1					
				91 H Fla. Atlantic	3 1	160 H South Fla.	3 0					
				94 H FGCU	1 3	200 H UTEP	3 0					
						209 A Charlotte	3 0					
						209 H Charlotte	3 0					
						213 A Stetson	3 2					
						235 A Middle Tenn.	2 3					
						245 N Mercer	3 0					
						247 A Louisiana Tech	3 0					
						247 H Louisiana Tech	3 1					
						255 H Bethune-Cookman	3 1					
						273 N Austin Peay	0 3					
						292 A UAB	3 2					
						316 H Alabama A&M	3 0					
						331 N Savannah St.	3 0					
		LAST 10 GAMES										
		67 A UTSA	1 3	67 H UTSA	1 3							
		209 A Charlotte	3 0	235 A Middle Tenn.	2 3							
		247 A Louisiana Tech	3 0	91 A Fla. Atlantic	3 2							
		86 H North Texas	1 3	247 H Louisiana Tech	3 1							
		16 H Western Ky.	0 3	115 A Southern Miss.	2 3							

F
I
U

Non-Div. I Games:

FIU

Average RPI Win:		200	WON-LOST RECORD		WINNING PCT. RANK		LAST 10 GAMES		STRENGTH OF SCHEDULE		OPP. STRENGTH OF SCHEDULE		TEAM RPI		ADJ RPI		CONF. RPI		ADJ CONF. RPI	
DIV. I ONLY			15- 14		.51724 155		4- 6		177		100		155		.50635 155		10		10	
DIV. I NON-CONF.			7- 5		.58333 137		0- 0		137		128		125		.52871 126		10		10	
TOTALS		RPI 1-25		RPI 26-50		W-L RECORDS		RPI 51-100		RPI 101-150		RPI 150+								
15- 14		0- 1		0- 6		OVERALL		0- 0		4- 2		11- 5								
12- 2		0- 0		0- 2		HOME		0- 0		4- 0		8- 0								
2- 9		0- 0		0- 4		AWAY		0- 0		0- 2		2- 3								
1- 3		0- 1		0- 0		NEUTRAL		0- 0		0- 0		1- 2								
7- 5		0- 1		0- 2		NON-CONFERENCE		0- 0		2- 0		5- 2								
6- 0		0- 0		0- 0		HOME		0- 0		2- 0		4- 0								
0- 2		0- 0		0- 2		AWAY		0- 0		0- 0		0- 0								
1- 3		0- 1		0- 0		NEUTRAL		0- 0		0- 0		1- 2								
8- 9		0- 0		0- 4		CONFERENCE		0- 0		2- 2		6- 3								
6- 2		0- 0		0- 2		HOME		0- 0		2- 0		4- 0								
2- 7		0- 0		0- 2		AWAY		0- 0		0- 2		2- 3								
0- 0		0- 0		0- 0		NEUTRAL		0- 0		0- 0		0- 0								
RPI	S	Opponent		Score		RPI	S	Opponent		Score		RPI	S	Opponent		Score				
24	N	Illinois		1	3	31	H	Colorado St.		1	3	109	A	New Mexico		1	3			
						33	A	Arizona St.		0	3	109	H	New Mexico		3	2			
						44	A	Kansas St.		0	3	133	H	Seton Hall		3	0			
						45	A	Boise St.		1	3	140	H	Central Ark.		3	1			
						45	H	Boise St.		0	3	148	A	San Diego St.		0	3			
						48	A	Wyoming		0	3	148	H	San Diego St.		3	1			
												161	H	Omaha		3	0			
												168	N	Green Bay		1	3			
												176	A	Nevada		1	3			
												176	H	Nevada		3	0			
												180	H	Oral Roberts		3	1			
												184	N	California		2	3			
												201	A	Fresno St.		2	3			
												202	A	Air Force		0	3			
												202	H	Air Force		3	0			
												216	H	Portland St.		3	2			
												231	A	San Jose St.		3	1			
												231	H	San Jose St.		3	1			
												246	H	Southeastern La.		3	0			
												261	A	Utah St.		3	2			
												261	H	Utah St.		3	1			
												302	N	Texas Southern		3	0			
LAST 10 GAMES																				
						48	A	Wyoming		0	3	176	A	Nevada		1	3			
						31	H	Colorado St.		1	3	45	H	Boise St.		0	3			
						202	H	Air Force		3	0	261	H	Utah St.		3	1			
						109	H	New Mexico		3	2	231	A	San Jose St.		3	1			
						148	A	San Diego St.		0	3	201	A	Fresno St.		2	3			

Non-Div. I Games:

UNLV

Average RPI Win:	209	WON-LOST	WINNING	LAST 10	STRENGTH OF	OPP. STRENGTH	TEAM	ADJ	CONF.	ADJ CONF.		
Average RPI Loss:	126	RECORD	PCT. RANK	GAMES	SCHEDULE	OF SCHEDULE	RPI	RPI	RPI	RPI		
DIV. I ONLY		16- 14	.53333	145	4- 6	184	140	156	.50486	156	11	11
DIV. I NON-CONF.		9- 4	.69231	85	0- 0	228	201	135	.52244	136	12	12
<hr/>												
TOTALS	RPI 1-25	RPI 26-50		W-L RECORDS		RPI 51-100		RPI 101-150		RPI 150+		
16- 14	0- 3	0- 0		OVERALL		1- 3		2- 3		13- 5		
5- 4	0- 1	0- 0		HOME		0- 2		0- 1		5- 0		
5- 6	0- 1	0- 0		AWAY		1- 1		0- 0		4- 4		
6- 4	0- 1	0- 0		NEUTRAL		0- 0		2- 2		4- 1		
<hr/>												
9- 4	0- 0	0- 0		NON-CONFERENCE		0- 0		2- 2		7- 2		
1- 0	0- 0	0- 0		HOME		0- 0		0- 0		1- 0		
2- 1	0- 0	0- 0		AWAY		0- 0		0- 0		2- 1		
6- 3	0- 0	0- 0		NEUTRAL		0- 0		2- 2		4- 1		
<hr/>												
7- 10	0- 3	0- 0		CONFERENCE		1- 3		0- 1		6- 3		
4- 4	0- 1	0- 0		HOME		0- 2		0- 1		4- 0		
3- 5	0- 1	0- 0		AWAY		1- 1		0- 0		2- 3		
0- 1	0- 1	0- 0		NEUTRAL		0- 0		0- 0		0- 0		
<hr/>												
RPI	S	Opponent	Score	RPI	S	Opponent	Score	RPI	S	Opponent	Score	
16	A	Western Ky.	0 3					115	H	Southern Miss.	0 3	
16	H	Western Ky.	1 3					128	N	ETSU	0 3	
16	N	Western Ky.	1 3					136	N	Samford	3 0	
								143	N	New Hampshire	1 3	
								146	N	Indiana St.	3 1	
								154	A	FIU	1 3	
								169	N	Wake Forest	3 1	
								172	N	Boston College	3 2	
								178	A	West Virginia	2 3	
								181	A	High Point	3 2	
								200	A	UTEP	3 2	
								209	A	Charlotte	2 3	
								209	H	Charlotte	3 2	
								235	A	Middle Tenn.	3 2	
								235	H	Middle Tenn.	3 1	
								239	H	Eastern Ky.	3 1	
								240	N	Stony Brook	3 2	
								244	N	Davidson	2 3	
								247	H	Louisiana Tech	3 0	
								281	A	Morehead St.	3 0	
								292	A	UAB	2 3	
								292	H	UAB	3 1	
								294	N	Canisius	3 0	
				LAST 10 GAMES								
				16	N	Western Ky.	1 3	292	A	UAB	2 3	
				235	A	Middle Tenn.	3 2	209	A	Charlotte	2 3	
				16	A	Western Ky.	0 3	235	H	Middle Tenn.	3 1	
				74	H	Rice	0 3	67	A	UTSA	3 1	
				115	H	Southern Miss.	0 3	200	A	UTEP	3 2	

Non-Div. I Games:

Marshall

Average RPI Win:	214	WON-LOST	WINNING	LAST 10	STRENGTH OF	OPP. STRENGTH	TEAM	ADJ	CONF.	ADJ CONF.				
Average RPI Loss:	133	RECORD	PCT. RANK	GAMES	SCHEDULE	OF SCHEDULE	RPI	RPI	RPI	RPI				
DIV. I ONLY	12- 11	.52174	152	6- 4	165	194	158	.50411	157	23	23			
DIV. I NON-CONF.	3- 6	.33333	249	0- 0	106	64	187	.48445	187	23	23			
<hr/>														
TOTALS	RPI 1-25	RPI 26-50		W-L RECORDS	RPI 51-100		RPI 101-150		RPI 150+					
12- 11	0- 0	0- 2		OVERALL	0- 2		3- 2		9- 5					
7- 2	0- 0	0- 0		HOME	0- 0		2- 1		5- 1					
4- 6	0- 0	0- 1		AWAY	0- 1		1- 1		3- 3					
1- 3	0- 0	0- 1		NEUTRAL	0- 1		0- 0		1- 1					
<hr/>														
3- 6	0- 0	0- 2		NON-CONFERENCE	0- 2		1- 0		2- 2					
2- 0	0- 0	0- 0		HOME	0- 0		1- 0		1- 0					
0- 3	0- 0	0- 1		AWAY	0- 1		0- 0		0- 1					
1- 3	0- 0	0- 1		NEUTRAL	0- 1		0- 0		1- 1					
<hr/>														
9- 5	0- 0	0- 0		CONFERENCE	0- 0		2- 2		7- 3					
5- 2	0- 0	0- 0		HOME	0- 0		1- 1		4- 1					
4- 3	0- 0	0- 0		AWAY	0- 0		1- 1		3- 2					
0- 0	0- 0	0- 0		NEUTRAL	0- 0		0- 0		0- 0					
<hr/>														
RPI S	Opponent	Score	RPI S	Opponent	Score	RPI S	Opponent	Score	RPI S	Opponent	Score			
28	A	San Diego	0	3	60	N	Pacific	0	3	129	H	UConn	3	1
46	N	TCU	0	3	98	A	Oakland	1	3	145	A	Harvard	3	2
										145	H	Harvard	0	3
										149	A	Princeton	0	3
										149	H	Princeton	3	1
										158	N	Western Mich.	2	3
										159	A	Yale	2	3
										159	H	Yale	3	1
										178	H	West Virginia	3	1
										197	A	Penn	0	3
										197	H	Penn	0	3
										204	N	Eastern Ill.	3	1
										221	A	Bryant	1	3
										252	A	Brown	3	2
										252	H	Brown	3	0
										264	A	Columbia	3	2
										264	H	Columbia	3	1
										288	A	Cornell	3	1
										288	H	Cornell	3	0
<hr/>														
LAST 10 GAMES														
159 A Yale					2	3	149 A Princeton					0	3	
252 A Brown					3	2	145 H Harvard					0	3	
288 H Cornell					3	0	264 A Columbia					3	2	
264 H Columbia					3	1	288 A Cornell					3	1	
197 A Penn					0	3	252 H Brown					3	0	

Non-Div. I Games:

Dartmouth

Average RPI Win:	226	WON-LOST RECORD	WINNING PCT. RANK	LAST 10 GAMES		STRENGTH OF SCHEDULE	OPP. STRENGTH OF SCHEDULE	TEAM RPI	ADJ RPI	CONF. RPI	ADJ CONF. RPI
DIV. I ONLY		15- 18	.45455 196	5- 5		112	134	159	.50391 158	20	20
DIV. I NON-CONF.		4- 11	.26667 270	0- 0		48	54	174	.49573 174	14	14
TOTALS	RPI 1-25	RPI 26-50		W-L RECORDS		RPI 51-100		RPI 101-150		RPI 150+	
15- 18	0- 1	0- 6		OVERALL		0- 6		0- 3		15- 2	
4- 4	0- 0	0- 1		HOME		0- 2		0- 0		4- 1	
7- 8	0- 0	0- 2		AWAY		0- 3		0- 2		7- 1	
4- 6	0- 1	0- 3		NEUTRAL		0- 1		0- 1		4- 0	
4- 11	0- 1	0- 5		NON-CONFERENCE		0- 3		0- 1		4- 1	
0- 0	0- 0	0- 0		HOME		0- 0		0- 0		0- 0	
1- 6	0- 0	0- 2		AWAY		0- 2		0- 1		1- 1	
3- 5	0- 1	0- 3		NEUTRAL		0- 1		0- 0		3- 0	
11- 7	0- 0	0- 1		CONFERENCE		0- 3		0- 2		11- 1	
4- 4	0- 0	0- 1		HOME		0- 2		0- 0		4- 1	
6- 2	0- 0	0- 0		AWAY		0- 1		0- 1		6- 0	
1- 1	0- 0	0- 0		NEUTRAL		0- 0		0- 1		1- 0	
RPI S Opponent Score			RPI S Opponent Score			RPI S Opponent Score			RPI S Opponent Score		
11 N Ohio St. 0 3			30 A Michigan 0 3			83 A Denver 0 3			117 A Miami (OH) 2 3		
			31 A Colorado St. 0 3			90 N Furman 1 3			117 N Miami (OH) 1 3		
			33 N Arizona St. 0 3			92 A Northern Ill. 0 3			150 A Northern Colo. 1 3		
			40 N Missouri St. 2 3			92 H Northern Ill. 0 3			157 N Dartmouth 3 2		
			47 N Pittsburgh 0 3			96 H Kent St. 1 3			164 N South Carolina 3 1		
			50 H Ohio 1 3			98 A Oakland 1 3			173 A Milwaukee 1 3		
									191 A Ball St. 3 1		
									191 H Ball St. 3 2		
									195 A Eastern Mich. 3 1		
									195 H Eastern Mich. 3 1		
									195 N Eastern Mich. 3 2		
									204 N Eastern Ill. 3 2		
									232 A Buffalo 3 1		
									256 H Bowling Green 3 1		
									258 A Central Mich. 3 2		
									258 H Central Mich. 2 3		
									280 A IPFW 3 1		
									287 A Toledo 3 1		
									287 H Toledo 3 0		
									296 A Akron 3 1		
			LAST 10 GAMES								
			117 N Miami (OH) 1 3			191 H Ball St. 3 2					
			195 N Eastern Mich. 3 2			195 A Eastern Mich. 3 1					
			117 A Miami (OH) 2 3			258 A Central Mich. 3 2					
			92 A Northern Ill. 0 3			96 H Kent St. 1 3					
			287 H Toledo 3 0			50 H Ohio 1 3					

Non-Div. I Games:

Western Mich.

Average RPI Win:	206	WON-LOST RECORD	WINNING PCT. RANK	LAST 10 GAMES	STRENGTH OF SCHEDULE	OPP. STRENGTH OF SCHEDULE	TEAM RPI	ADJ RPI	CONF. RPI	ADJ CONF. RPI							
Average RPI Loss:	166																
DIV. I ONLY		14- 9	.6087 107	6- 4	265	195	160	.50364 159	23	23							
DIV. I NON-CONF.		5- 4	.55556 144	0- 0	245	98	178	.49205 178	23	23							
<hr/>																	
TOTALS	RPI 1-25	RPI 26-50		W-L RECORDS	RPI 51-100		RPI 101-150		RPI 150+								
14- 9	0- 0	0- 0		OVERALL	0- 1		4- 4		10- 4								
8- 2	0- 0	0- 0		HOME	0- 1		3- 0		5- 1								
3- 6	0- 0	0- 0		AWAY	0- 0		0- 3		3- 3								
3- 1	0- 0	0- 0		NEUTRAL	0- 0		1- 1		2- 0								
<hr/>																	
5- 4	0- 0	0- 0		NON-CONFERENCE	0- 1		2- 2		3- 1								
1- 2	0- 0	0- 0		HOME	0- 1		1- 0		0- 1								
1- 1	0- 0	0- 0		AWAY	0- 0		0- 1		1- 0								
3- 1	0- 0	0- 0		NEUTRAL	0- 0		1- 1		2- 0								
<hr/>																	
9- 5	0- 0	0- 0		CONFERENCE	0- 0		2- 2		7- 3								
7- 0	0- 0	0- 0		HOME	0- 0		2- 0		5- 0								
2- 5	0- 0	0- 0		AWAY	0- 0		0- 2		2- 3								
0- 0	0- 0	0- 0		NEUTRAL	0- 0		0- 0		0- 0								
<hr/>																	
RPI S	Opponent	Score	RPI S	Opponent	Score	RPI S	Opponent	Score	RPI S	Opponent	Score						
						74 H	Rice	2 3	103 H	Rhode Island	3 1						
						114 A	San Francisco	0 3									
						125 N	North Dakota St.	1 3									
						135 N	Albany (NY)	3 1									
						145 A	Harvard	0 3									
						145 H	Harvard	3 1									
						149 A	Princeton	1 3									
						149 H	Princeton	3 0									
						157 A	Dartmouth	1 3									
						157 H	Dartmouth	3 2									
						197 A	Penn	3 1									
						197 H	Penn	3 1									
						199 A	Colgate	3 0									
						203 N	Rutgers	3 1									
						212 H	UC Santa Barbara	1 3									
						252 A	Brown	1 3									
						252 H	Brown	3 1									
						264 A	Columbia	2 3									
						264 H	Columbia	3 1									
						288 A	Cornell	3 2									
						288 H	Cornell	3 2									
						304 N	Cal St. Fullerton	3 0									
						LAST 10 GAMES											
						157 H Dartmouth			3 2			288 A Cornell			3 2		
						145 H Harvard			3 1			252 A Brown			1 3		
197 A Penn			3 1			149 H Princeton			3 0								
149 A Princeton			1 3			197 H Penn			3 1								
264 A Columbia			2 3			145 A Harvard			0 3								

Non-Div. I Games:

Yale

Average RPI Win:	203	WON-LOST	WINNING	LAST 10	STRENGTH OF	OPP. STRENGTH	TEAM	ADJ	CONF.	ADJ CONF.				
Average RPI Loss:	91	RECORD	PCT. RANK	GAMES	SCHEDULE	OF SCHEDULE	RPI	RPI	RPI	RPI				
DIV. I ONLY		10- 20	.33333	246	4- 6	39	129	162	.50334	160	9	9		
DIV. I NON-CONF.		3- 9	.25	271	0- 0	21	123	148	.51044	148	11	11		
<hr/>														
TOTALS	RPI 1-25	RPI 26-50		W-L RECORDS		RPI 51-100		RPI 101-150		RPI 150+				
10- 20	0- 4	0- 1		OVERALL		0- 6		5- 7		5- 2				
5- 11	0- 3	0- 1		HOME		0- 4		2- 3		3- 0				
3- 7	0- 1	0- 0		AWAY		0- 2		2- 2		1- 2				
2- 2	0- 0	0- 0		NEUTRAL		0- 0		1- 2		1- 0				
3- 9	0- 4	0- 0		NON-CONFERENCE		0- 2		1- 2		2- 1				
1- 5	0- 3	0- 0		HOME		0- 2		0- 0		1- 0				
0- 2	0- 1	0- 0		AWAY		0- 0		0- 0		0- 1				
2- 2	0- 0	0- 0		NEUTRAL		0- 0		1- 2		1- 0				
7- 11	0- 0	0- 1		CONFERENCE		0- 4		4- 5		3- 1				
4- 6	0- 0	0- 1		HOME		0- 2		2- 3		2- 0				
3- 5	0- 0	0- 0		AWAY		0- 2		2- 2		1- 1				
0- 0	0- 0	0- 0		NEUTRAL		0- 0		0- 0		0- 0				
<hr/>														
RPI S	Opponent	Score	RPI S	Opponent	Score	RPI S	Opponent	Score	RPI S	Opponent	Score			
7 A	Nebraska	0 3	27 H	SMU	1 3	71 A	Temple	0 3	108 H	Tulsa	1 3			
9 H	Penn St.	0 3				71 H	Temple	0 3	110 N	Georgia Tech	1 3			
17 H	Missouri	1 3				72 H	Auburn	0 3	127 A	UCF	1 3			
18 H	Arkansas St.	0 3				88 A	Cincinnati	1 3	127 H	UCF	1 3			
						88 H	Cincinnati	1 3	129 A	UConn	0 3			
						94 H	FGCU	0 3	129 H	UConn	3 1			
									132 A	Houston	3 2			
									132 H	Houston	2 3			
									134 A	Memphis	3 1			
									134 H	Memphis	3 1			
									138 N	North Florida	3 0			
									138 N	UC Davis	0 3			
									154 A	FIU	0 3			
									233 A	Tulane	2 3			
									233 H	Tulane	3 2			
									266 A	East Carolina	3 0			
									266 H	East Carolina	3 0			
									285 H	Florida A&M	3 0			
									316 N	Alabama A&M	3 0			
<hr/>														
LAST 10 GAMES														
134 H Memphis						3	1	127 H UCF					1	3
88 H Cincinnati						1	3	132 A Houston					3	2
71 A Temple						0	3	233 A Tulane					2	3
129 A UConn						0	3	266 A East Carolina					3	0
266 H East Carolina						3	0	127 A UCF					1	3

Non-Div. I Games:

South Fla.

O
m
a
h
a

Omaha					Through Games Of Though Nov. 22, 2015							
Average RPI Win: 206 Average RPI Loss: 161		WON-LOST RECORD	WINNING PCT. RANK	LAST 10 GAMES	STRENGTH OF SCHEDULE	OPP. STRENGTH OF SCHEDULE	TEAM RPI	ADJ RPI	CONF. RPI	ADJ CONF. RPI		
DIV. I ONLY		19- 13	.59375	117	8- 2	243	212	161	.50212	161	21	21
DIV. I NON-CONF.		5- 8	.38462	228	0- 0	266	188	252	.43265	251	21	21
TOTALS		RPI 1-25	RPI 26-50		W-L RECORDS		RPI 51-100		RPI 101-150		RPI 150+	
19- 13	0- 0		0- 0		OVERALL		1- 2		5- 5		13- 6	
7- 5	0- 0		0- 0		HOME		1- 0		2- 3		4- 2	
6- 6	0- 0		0- 0		AWAY		0- 2		1- 1		5- 3	
6- 2	0- 0		0- 0		NEUTRAL		0- 0		2- 1		4- 1	
5- 8	0- 0		0- 0		NON-CONFERENCE		0- 0		2- 3		3- 5	
1- 3	0- 0		0- 0		HOME		0- 0		1- 2		0- 1	
0- 3	0- 0		0- 0		AWAY		0- 0		0- 0		0- 3	
4- 2	0- 0		0- 0		NEUTRAL		0- 0		1- 1		3- 1	
14- 5	0- 0		0- 0		CONFERENCE		1- 2		3- 2		10- 1	
6- 2	0- 0		0- 0		HOME		1- 0		1- 1		4- 1	
6- 3	0- 0		0- 0		AWAY		0- 2		1- 1		5- 0	
2- 0	0- 0		0- 0		NEUTRAL		0- 0		1- 0		1- 0	
RPI S	Opponent	Score	RPI S	Opponent	Score	RPI S	Opponent	Score	RPI S	Opponent	Score	
						83 A Denver		0 3	116 A IUPUI		1 3	
						83 A Denver		2 3	116 H IUPUI		0 3	
						83 H Denver		3 0	116 N IUPUI		3 2	
									125 A North Dakota St.		3 2	
									125 H North Dakota St.		3 1	
									127 H UCF		0 3	
									133 N Seton Hall		3 0	
									137 H North Dakota		3 1	
									138 H UC Davis		2 3	
									140 N Central Ark.		2 3	
									155 A UNLV		0 3	
									162 A UMKC		1 3	
									180 A Oral Roberts		3 0	
									180 H Oral Roberts		3 0	
									180 N Oral Roberts		3 0	
									186 A South Dakota		3 1	
									186 H South Dakota		3 1	
									207 H Drake		2 3	
									231 N San Jose St.		1 3	
									258 A Central Mich.		0 3	
									260 N Evansville		3 2	
									275 N Bradley		3 0	
									276 A South Dakota St.		3 1	
									276 H South Dakota St.		3 0	
									280 A IPFW		3 1	
									280 H IPFW		2 3	
									289 N SIUE		3 2	
			LAST 10 GAMES									
			83 A Denver		2 3	180 H Oral Roberts		3 0	276 A South Dakota St.		3 1	
			116 N IUPUI		3 2	276 H South Dakota St.		3 0	276 H South Dakota St.		3 0	
			180 N Oral Roberts		3 0	313 H Western Ill.		3 0	280 A IPFW		3 1	
			116 A IUPUI		1 3	186 A South Dakota		3 1	280 H IPFW		2 3	
			280 A IPFW		3 1	83 H Denver		3 0	289 N SIUE		3 2	

O
m
a
h
a

Non-Div. I Games:

Omaha

RPI	S	Opponent	Score	
313	A	Western Ill.	3	1
313	H	Western Ill.	3	0

Omaha

O
m
a
h
a

O
m
a
h
a

U
M
K
C

UMKC				Through Games Of Though Nov. 22, 2015										
Average RPI Win:		245	WON-LOST RECORD		WINNING PCT. RANK	LAST 10 GAMES	STRENGTH OF SCHEDULE	OPP. STRENGTH OF SCHEDULE	TEAM RPI	ADJ RPI	CONF. RPI	ADJ CONF. RPI		
Average RPI Loss:		92												
DIV. I ONLY			15- 13	.53571	142	4- 6	196	179	163	.50161	162	22	22	
DIV. I NON-CONF.			7- 5	.58333	137	0- 0	147	112	127	.52738	128	20	20	
TOTALS		RPI 1-25		RPI 26-50		W-L RECORDS		RPI 51-100		RPI 101-150		RPI 150+		
15- 13		0- 2		0- 1		OVERALL		1- 5		0- 2		14- 3		
9- 3		0- 0		0- 0		HOME		0- 1		0- 1		9- 1		
4- 6		0- 1		0- 0		AWAY		0- 2		0- 1		4- 2		
2- 4		0- 1		0- 1		NEUTRAL		1- 2		0- 0		1- 0		
7- 5		0- 2		0- 1		NON-CONFERENCE		1- 2		0- 0		6- 0		
4- 0		0- 0		0- 0		HOME		0- 0		0- 0		4- 0		
1- 1		0- 1		0- 0		AWAY		0- 0		0- 0		1- 0		
2- 4		0- 1		0- 1		NEUTRAL		1- 2		0- 0		1- 0		
8- 8		0- 0		0- 0		CONFERENCE		0- 3		0- 2		8- 3		
5- 3		0- 0		0- 0		HOME		0- 1		0- 1		5- 1		
3- 5		0- 0		0- 0		AWAY		0- 2		0- 1		3- 2		
0- 0		0- 0		0- 0		NEUTRAL		0- 0		0- 0		0- 0		
RPI	S	Opponent	Score		RPI	S	Opponent	Score		RPI	S	Opponent	Score	
8	A	Kansas	0	3	40	N	Missouri St.	2	3	64	A	New Mexico St.	0	3
18	N	Arkansas St.	0	3						130	A	CSU Bakersfield	1	3
										64	A	New Mexico St.	1	3
										64	H	New Mexico St.	1	3
										70	N	Saint Louis	3	2
										85	N	Duke	0	3
										93	N	Gonzaga	1	3

U
M
K
C

Non-Div. I Games:

UMKC

Average RPI Win:	204	WON-LOST RECORD	WINNING PCT. RANK	LAST 10 GAMES		STRENGTH OF SCHEDULE	OPP. STRENGTH OF SCHEDULE	TEAM RPI	ADJ RPI	CONF. RPI	ADJ CONF. RPI
DIV. I ONLY		13- 15	.46429 192	3- 7		119	171	164	.50158 163	14	15
DIV. I NON-CONF.		6- 5	.54545 146	0- 0		175	226	164	.50095 163	15	16
TOTALS	RPI 1-25		RPI 26-50		W-L RECORDS		RPI 51-100		RPI 101-150		RPI 150+
13- 15	0- 2		0- 0		OVERALL		0- 2		3- 6		10- 5
9- 3	0- 1		0- 0		HOME		0- 1		2- 1		7- 0
3- 8	0- 1		0- 0		AWAY		0- 1		1- 3		2- 3
1- 4	0- 0		0- 0		NEUTRAL		0- 0		0- 2		1- 2
6- 5	0- 0		0- 0		NON-CONFERENCE		0- 0		1- 2		5- 3
4- 0	0- 0		0- 0		HOME		0- 0		1- 0		3- 0
1- 2	0- 0		0- 0		AWAY		0- 0		0- 1		1- 1
1- 3	0- 0		0- 0		NEUTRAL		0- 0		0- 1		1- 2
7- 10	0- 2		0- 0		CONFERENCE		0- 2		2- 4		5- 2
5- 3	0- 1		0- 0		HOME		0- 1		1- 1		4- 0
2- 6	0- 1		0- 0		AWAY		0- 1		1- 2		1- 2
0- 1	0- 0		0- 0		NEUTRAL		0- 0		0- 1		0- 0
RPI S Opponent	Score		RPI S Opponent	Score		RPI S Opponent	Score		RPI S Opponent	Score	
18 A Arkansas St.	0 3					79 A Appalachian St.	1 3		105 A Texas St.	1 3	
18 H Arkansas St.	0 3					79 H Appalachian St.	1 3		105 H Texas St.	3 2	
									105 N Texas St.	1 3	
									115 A Southern Miss.	2 3	
									119 A Little Rock	3 2	
									119 H Little Rock	0 3	
									121 A Texas-Arlington	0 3	
									134 N Memphis	0 3	
									136 H Samford	3 0	
									171 A Belmont	3 1	
									172 A Boston College	1 3	
									175 A Troy	2 3	
									175 H Troy	3 1	
									183 H Houston Baptist	3 2	
									192 H McNeese St.	3 0	
									200 N UTEP	2 3	
									223 A Ga. Southern	3 1	
									249 H La.-Monroe	3 0	
									253 N Sacred Heart	3 2	
									254 N Providence	1 3	
									268 A Georgia St.	0 3	
									268 H Georgia St.	3 2	
					LAST 10 GAMES				290 H La.-Lafayette	3 1	
					105 N Texas St.	1 3	268 A Georgia St.	0 3	293 H Alabama St.	3 1	
					121 A Texas-Arlington	0 3	175 H Troy	3 1			
					105 A Texas St.	1 3	105 H Texas St.	3 2			
					119 H Little Rock	0 3	119 A Little Rock	3 2			
					79 A Appalachian St.	1 3	18 A Arkansas St.	0 3			

Non-Div. I Games:

South Ala.

Average RPI Win:	202	WON-LOST	WINNING	LAST 10	STRENGTH OF	OPP. STRENGTH	TEAM	ADJ	CONF.	ADJ CONF.	
Average RPI Loss:	80	RECORD	PCT. RANK	GAMES	SCHEDULE	OF SCHEDULE	RPI	RPI	RPI	RPI	
DIV. I ONLY	12- 17	.41379	214	5- 5	105	96	165	.50115	164	5	5
DIV. I NON-CONF.	7- 6	.53846	152	0- 0	186	221	172	.49646	172	4	4
<hr/>											
TOTALS	RPI 1-25	RPI 26-50		W-L RECORDS	RPI 51-100		RPI 101-150		RPI 150+		
12- 17	0- 3	0- 2		OVERALL	2- 7		2- 3		8- 2		
9- 7	0- 3	0- 0		HOME	2- 3		2- 0		5- 1		
1- 8	0- 0	0- 1		AWAY	0- 4		0- 3		1- 0		
2- 2	0- 0	0- 1		NEUTRAL	0- 0		0- 0		2- 1		
<hr/>											
7- 6	0- 0	0- 2		NON-CONFERENCE	0- 2		0- 0		7- 2		
5- 2	0- 0	0- 0		HOME	0- 1		0- 0		5- 1		
0- 2	0- 0	0- 1		AWAY	0- 1		0- 0		0- 0		
2- 2	0- 0	0- 1		NEUTRAL	0- 0		0- 0		2- 1		
<hr/>											
5- 11	0- 3	0- 0		CONFERENCE	2- 5		2- 3		1- 0		
4- 5	0- 3	0- 0		HOME	2- 2		2- 0		0- 0		
1- 6	0- 0	0- 0		AWAY	0- 3		0- 3		1- 0		
0- 0	0- 0	0- 0		NEUTRAL	0- 0		0- 0		0- 0		
<hr/>											
RPI S	Opponent	Score	RPI S	Opponent	Score	RPI S	Opponent	Score	RPI S	Opponent	Score
5	H Florida	0 3	30	A Michigan	0 3	56	H Arkansas	3 1	107	A Tennessee	2 3
10	H Texas A&M	2 3	47	N Pittsburgh	1 3	72	A Auburn	1 3	107	H Tennessee	3 0
19	H Kentucky	0 3				72	H Auburn	0 3	118	A LSU	0 3
						81	H Coastal Caro.	1 3	142	A Mississippi St.	2 3
						87	A Alabama	1 3	142	H Mississippi St.	3 0
						87	H Alabama	1 3	151	H North Carolina St.	0 3
						89	A Ole Miss	1 3	158	N Western Mich.	1 3
						89	H Ole Miss	3 0	211	N Clemson	3 1
						90	A Furman	1 3	215	H Wofford	3 0
									217	A Georgia	3 0
									236	N Winthrop	3 2
									246	H Southeastern La.	3 0
									266	H East Carolina	3 0
									306	H Charleston So.	3 1
									328	H N.C. Central	3 0
<hr/>											
LAST 10 GAMES											
87 H Alabama 1 3						89 H Ole Miss 3 0					
142 H Mississippi St. 3 0						5 H Florida 0 3					
107 H Tennessee 3 0						56 H Arkansas 3 1					
87 A Alabama 1 3						107 A Tennessee 2 3					
72 A Auburn 1 3						217 A Georgia 3 0					

Non-Div. I Games:

South Carolina

Average RPI Win:	265	WON-LOST RECORD	WINNING PCT. RANK	LAST 10 GAMES	STRENGTH OF SCHEDULE	OPP. STRENGTH OF SCHEDULE	TEAM RPI	ADJ RPI	CONF. RPI	ADJ CONF. RPI				
DIV. I ONLY		21- 9	.7 63	10- 0	270	316	157	.50099 165	30	30				
DIV. I NON-CONF.		5- 5	.5 162	0- 0	251	304	227	.45425 227	30	30				
<hr/>														
TOTALS	RPI 1-25	RPI 26-50		W-L RECORDS		RPI 51-100		RPI 101-150		RPI 150+				
21- 9	0- 0	0- 0		OVERALL		0- 1		0- 1		21- 7				
11- 2	0- 0	0- 0		HOME		0- 0		0- 1		11- 1				
6- 5	0- 0	0- 0		AWAY		0- 0		0- 0		6- 5				
4- 2	0- 0	0- 0		NEUTRAL		0- 1		0- 0		4- 1				
<hr/>														
5- 5	0- 0	0- 0		NON-CONFERENCE		0- 1		0- 1		5- 3				
3- 1	0- 0	0- 0		HOME		0- 0		0- 1		3- 0				
0- 2	0- 0	0- 0		AWAY		0- 0		0- 0		0- 2				
2- 2	0- 0	0- 0		NEUTRAL		0- 1		0- 0		2- 1				
<hr/>														
16- 4	0- 0	0- 0		CONFERENCE		0- 0		0- 0		16- 4				
8- 1	0- 0	0- 0		HOME		0- 0		0- 0		8- 1				
6- 3	0- 0	0- 0		AWAY		0- 0		0- 0		6- 3				
2- 0	0- 0	0- 0		NEUTRAL		0- 0		0- 0		2- 0				
<hr/>														
RPI S	Opponent	Score	RPI S	Opponent	Score	RPI S	Opponent	Score	RPI S	Opponent	Score			
						82 N	Towson	1 3	143 H	New Hampshire	1 3			
						172 H	Boston College	3 2						
						188 A	Marist	3 2						
						188 H	Marist	3 1						
						188 N	Marist	3 1						
						197 A	Penn	1 3						
						208 A	Siena	3 1						
						208 H	Siena	3 1						
						234 N	Bucknell	0 3						
						253 H	Sacred Heart	3 2						
						257 A	Manhattan	3 0						
						257 H	Manhattan	3 0						
						257 N	Manhattan	3 2						
						272 A	Niagara	2 3						
						272 H	Niagara	3 1						
						284 A	Rider	3 1						
						284 H	Rider	1 3						
						294 A	Canisius	0 3						
						294 H	Canisius	3 0						
						297 A	Iona	2 3						
						297 H	Iona	3 1						
									LAST 10 GAMES			298 N	NJIT	3 0
									188 N	Marist	3 1	301 A	Central Conn. St.	0 3
									257 N	Manhattan	3 2	312 H	Holy Cross	3 1
									297 H	Iona	3 1	322 N	Delaware St.	3 0
257 H	Manhattan	3 0	324 A	Saint Peter's	3 0									
208 H	Siena	3 1	294 H	Canisius	3 0	324 H	Saint Peter's	3 0						

Non-Div. I Games:

Fairfield

RPI	S	Opponent	Score	
330	A	Quinnipiac	3	0
330	H	Quinnipiac	3	0

Fairfield

F
a
i
r
f
i
e
l
d

F
a
i
r
f
i
e
l
d

[illegible]

Non-Div. I Games:

Stephen F. Austin

Average RPI Win:	245	WON-LOST	WINNING	LAST 10	STRENGTH OF	OPP. STRENGTH	TEAM	ADJ	CONF.	ADJ CONF.	
Average RPI Loss:	137	RECORD	PCT. RANK	GAMES	SCHEDULE	OF SCHEDULE	RPI	RPI	RPI	RPI	
DIV. I ONLY	14- 14	.5	160	5- 5	137	255	169	.49906	167	26	26
DIV. I NON-CONF.	5- 8	.38462	228	0- 0	83	161	166	.49973	166	27	27
<hr/>											
TOTALS	RPI 1-25	RPI 26-50		W-L RECORDS		RPI 51-100		RPI 101-150		RPI 150+	
14- 14	0- 1	0- 2		OVERALL		0- 4		1- 0		13- 7	
8- 3	0- 0	0- 0		HOME		0- 1		1- 0		7- 2	
5- 5	0- 0	0- 1		AWAY		0- 2		0- 0		5- 2	
1- 6	0- 1	0- 1		NEUTRAL		0- 1		0- 0		1- 3	
<hr/>											
5- 8	0- 1	0- 2		NON-CONFERENCE		0- 3		1- 0		4- 2	
4- 0	0- 0	0- 0		HOME		0- 0		1- 0		3- 0	
0- 3	0- 0	0- 1		AWAY		0- 2		0- 0		0- 0	
1- 5	0- 1	0- 1		NEUTRAL		0- 1		0- 0		1- 2	
<hr/>											
9- 6	0- 0	0- 0		CONFERENCE		0- 1		0- 0		9- 5	
4- 3	0- 0	0- 0		HOME		0- 1		0- 0		4- 2	
5- 2	0- 0	0- 0		AWAY		0- 0		0- 0		5- 2	
0- 1	0- 0	0- 0		NEUTRAL		0- 0		0- 0		0- 1	
<hr/>											
RPI S	Opponent	Score		RPI S	Opponent	Score		RPI S	Opponent	Score	
17 N	Missouri	1	3	29 N	Loyola Marymount	0	3	78 N	Chattanooga	0	3
				35 A	Northern Ariz.	0	3	79 A	Appalachian St.	2	3
								81 H	Coastal Caro.	0	3
								95 A	Virginia Tech	1	3
									120 H	UNCG	3 0
									181 A	High Point	1 3
									181 H	High Point	3 1
									182 H	VCU	3 0
									183 N	Houston Baptist	3 1
									194 A	Campbell	3 2
									194 H	Campbell	2 3
									209 N	Charlotte	0 3
									219 A	Radford	3 1
									219 H	Radford	1 3
									219 N	Radford	2 3
									235 N	Middle Tenn.	0 3
									236 A	Winthrop	3 2
									241 A	UNC Asheville	1 3
									241 H	UNC Asheville	3 2
									306 H	Charleston So.	3 1
									309 A	Presbyterian	3 0
									311 A	Gardner-Webb	3 1
									311 H	Gardner-Webb	3 1
									315 H	Fairleigh Dickinson	3 1
									323 H	Hampton	3 0
<hr/>											
LAST 10 GAMES											
219 N Radford				2	3	219 H Radford				1	3
311 A Gardner-Webb				3	1	236 A Winthrop				3	2
241 A UNC Asheville				1	3	309 A Presbyterian				3	0
194 H Campbell				2	3	81 H Coastal Caro.				0	3
181 H High Point				3	1	306 H Charleston So.				3	1

Non-Div. I Games:

Liberty

Average RPI Win:	213	WON-LOST RECORD	WINNING PCT. RANK	LAST 10 GAMES	STRENGTH OF SCHEDULE	OPP. STRENGTH OF SCHEDULE	TEAM RPI	ADJ RPI	CONF. RPI	ADJ CONF. RPI	
DIV. I ONLY	17- 13	.56667	127	4- 6	244	183	170	.49894	168	16	16
DIV. I NON-CONF.	9- 4	.69231	85	0- 0	277	183	160	.5029	158	19	19

TOTALS	RPI 1-25	RPI 26-50		W-L RECORDS		RPI 51-100		RPI 101-150		RPI 150+	
17- 13	0- 0	0- 1		OVERALL		0- 4		2- 3		15- 5	
4- 5	0- 0	0- 0		HOME		0- 2		0- 1		4- 2	
6- 6	0- 0	0- 1		AWAY		0- 2		1- 2		5- 1	
7- 2	0- 0	0- 0		NEUTRAL		0- 0		1- 0		6- 2	
9- 4	0- 0	0- 1		NON-CONFERENCE		0- 0		1- 2		8- 1	
1- 0	0- 0	0- 0		HOME		0- 0		0- 0		1- 0	
1- 3	0- 0	0- 1		AWAY		0- 0		0- 2		1- 0	
7- 1	0- 0	0- 0		NEUTRAL		0- 0		1- 0		6- 1	
8- 9	0- 0	0- 0		CONFERENCE		0- 4		1- 1		7- 4	
3- 5	0- 0	0- 0		HOME		0- 2		0- 1		3- 2	
5- 3	0- 0	0- 0		AWAY		0- 2		1- 0		4- 1	
0- 1	0- 0	0- 0		NEUTRAL		0- 0		0- 0		0- 1	
RPI	S	Opponent	Score	RPI	S	Opponent	Score	RPI	S	Opponent	Score
				44	A	Kansas St.	0 3	69	A	Cleveland St.	0 3
								69	H	Cleveland St.	1 3
								98	A	Oakland	0 3
								98	H	Oakland	1 3
								104	N	Portland	3 1
								117	A	Miami (OH)	0 3
								123	A	Valparaiso	3 0
								123	H	Valparaiso	0 3
								137	A	North Dakota	2 3
								155	N	UNLV	3 1
								173	A	Milwaukee	3 0
								173	H	Milwaukee	3 0
								184	N	California	3 0
								186	N	South Dakota	3 1
								190	A	Northern Ky.	2 3
								190	H	Northern Ky.	2 3
								190	N	Northern Ky.	1 3
								207	N	Drake	3 1
								226	A	Youngstown St.	3 1
								226	H	Youngstown St.	0 3
								228	A	Ill.-Chicago	3 0
								228	H	Ill.-Chicago	3 0
								229	A	Wright St.	3 1
								229	H	Wright St.	3 0
								275	N	Bradley	0 3
								280	N	IPFW	3 2
								287	A	Toledo	3 1
								295	N	Jacksonville St.	3 0
								308	H	Chicago St.	3 0
LAST 10 GAMES											
				190	N	Northern Ky.	1 3	229	A	Wright St.	3 1
				173	A	Milwaukee	3 0	226	H	Youngstown St.	0 3
				228	H	Ill.-Chicago	3 0	69	H	Cleveland St.	1 3
				123	H	Valparaiso	0 3	98	H	Oakland	1 3
				190	A	Northern Ky.	2 3	173	H	Milwaukee	3 0

Non-Div. I Games:

Green Bay

Average RPI Win: 200		WON-LOST RECORD		WINNING PCT. RANK		LAST 10 GAMES		STRENGTH OF SCHEDULE		OPP. STRENGTH OF SCHEDULE		TEAM RPI		ADJ RPI		CONF. RPI		ADJ CONF. RPI	
Average RPI Loss: 76																			
DIV. I ONLY		12- 18		.4 222		2- 8		104		85		171		.49865 169		6 6			
DIV. I NON-CONF.		8- 4		.66667 99		0- 0		218		235		142		.51684 142		6 6			
TOTALS		RPI 1-25		RPI 26-50		W-L RECORDS		RPI 51-100		RPI 101-150		RPI 150+							
12- 18		0- 4		0- 4		OVERALL		1- 5		2- 2		9- 3							
4- 7		0- 1		0- 2		HOME		1- 3		1- 0		2- 1							
5- 8		0- 3		0- 1		AWAY		0- 2		1- 1		4- 1							
3- 3		0- 0		0- 1		NEUTRAL		0- 0		0- 1		3- 1							
8- 4		0- 0		0- 1		NON-CONFERENCE		0- 0		2- 1		6- 2							
2- 1		0- 0		0- 0		HOME		0- 0		1- 0		1- 1							
3- 0		0- 0		0- 0		AWAY		0- 0		1- 0		2- 0							
3- 3		0- 0		0- 1		NEUTRAL		0- 0		0- 1		3- 1							
4- 14		0- 4		0- 3		CONFERENCE		1- 5		0- 1		3- 1							
2- 6		0- 1		0- 2		HOME		1- 3		0- 0		1- 0							
2- 8		0- 3		0- 1		AWAY		0- 2		0- 1		2- 1							
0- 0		0- 0		0- 0		NEUTRAL		0- 0		0- 0		0- 0							
RPI	S	Opponent		Score	RPI	S	Opponent		Score	RPI	S	Opponent		Score	RPI	S	Opponent		Score
14	A	Louisville		0 3	38	A	Miami (FL)		0 3	54	A	Virginia		0 3	110	A	Georgia Tech		2 3
20	A	North Carolina		0 3	38	H	Miami (FL)		1 3	54	H	Virginia		3 2	111	H	Hofstra		3 2
22	A	Florida St.		1 3	42	N	Northwestern		0 3	61	H	Syracuse		0 3	113	A	Loyola Chicago		3 0
22	H	Florida St.		0 3	47	H	Pittsburgh		0 3	85	A	Duke		0 3	143	N	New Hampshire		1 3
										85	H	Duke		1 3	151	A	North Carolina St.		1 3
										95	H	Virginia Tech		1 3	156	N	Marshall		1 3
														172	H	Boston College		3 2	
														181	A	High Point		3 1	
														182	H	VCU		1 3	
														206	A	Notre Dame		3 1	
														211	A	Clemson		3 2	
														217	H	Georgia		3 1	
														244	N	Davidson		3 0	
														262	A	Elon		3 1	
														306	N	Charleston So.		3 0	
														328	N	N.C. Central		3 2	
					LAST 10 GAMES														

Non-Div. I Games:

Wake Forest

Average RPI Win:	212	WON-LOST	WINNING	LAST 10	STRENGTH OF	OPP. STRENGTH	TEAM	ADJ	CONF.	ADJ CONF.	
Average RPI Loss:	52	RECORD	PCT. RANK	GAMES	SCHEDULE	OF SCHEDULE	RPI	RPI	RPI	RPI	
DIV. I ONLY	14- 15	.48276	175	2- 8	208	38	166	.49815	170	2	2
DIV. I NON-CONF.	11- 3	.78571	47	0- 0	316	156	155	.50254	159	3	3
<hr/>											
TOTALS	RPI 1-25	RPI 26-50		W-L RECORDS	RPI 51-100		RPI 101-150		RPI 150+		
14- 15	0- 5	0- 6		OVERALL	1- 1		2- 2		11- 1		
7- 7	0- 3	0- 3		HOME	1- 0		1- 1		5- 0		
3- 7	0- 2	0- 3		AWAY	0- 1		0- 0		3- 1		
4- 1	0- 0	0- 0		NEUTRAL	0- 0		1- 1		3- 0		
11- 3	0- 0	0- 0		NON-CONFERENCE	0- 0		2- 2		9- 1		
5- 1	0- 0	0- 0		HOME	0- 0		1- 1		4- 0		
2- 1	0- 0	0- 0		AWAY	0- 0		0- 0		2- 1		
4- 1	0- 0	0- 0		NEUTRAL	0- 0		1- 1		3- 0		
3- 12	0- 5	0- 6		CONFERENCE	1- 1		0- 0		2- 0		
2- 6	0- 3	0- 3		HOME	1- 0		0- 0		1- 0		
1- 6	0- 2	0- 3		AWAY	0- 1		0- 0		1- 0		
0- 0	0- 0	0- 0		NEUTRAL	0- 0		0- 0		0- 0		
RPI	S	Opponent	Score	RPI	S	Opponent	Score	RPI	S	Opponent	Score
1	A	Texas	0 3	44	A	Kansas St.	0 3	59	A	Oklahoma	0 3
1	H	Texas	0 3	44	H	Kansas St.	0 3	59	H	Oklahoma	3 2
8	H	Kansas	0 3	46	A	TCU	0 3	102	N	Maryland	1 3
23	A	Iowa St.	0 3	46	H	TCU	0 3	106	N	George Washington	3 1
23	H	Iowa St.	1 3	49	A	Baylor	0 3	112	H	Washington St.	0 3
				49	H	Baylor	1 3	132	H	Houston	3 1
								166	A	Stephen F. Austin	0 3
								178	A	West Virginia	3 0
								178	H	West Virginia	3 0
								200	A	UTEP	3 0
								216	H	Portland St.	3 1
								261	H	Utah St.	3 0
								264	A	Navy	3 0
								264	N	Columbia	3 0
								270	N	Northeastern	3 0
								276	N	South Dakota St.	3 0
								278	H	Northwestern St.	3 0
								290	H	La.-Lafayette	3 0
LAST 10 GAMES											
23	H	Iowa St.	1 3	1	H	Texas	0 3				
46	A	TCU	0 3	59	A	Oklahoma	0 3				
178	H	West Virginia	3 0	44	H	Kansas St.	0 3				
44	A	Kansas St.	0 3	1	A	Texas	0 3				
49	H	Baylor	1 3	178	A	West Virginia	3 0				

Non-Div. I Games:

Texas Tech

Average RPI Win: 243		WON-LOST RECORD		WINNING PCT. RANK		LAST 10 GAMES		STRENGTH OF SCHEDULE		OPP. STRENGTH OF SCHEDULE		TEAM RPI		ADJ RPI		CONF. RPI		ADJ CONF. RPI	
DIV. I ONLY		17- 14		.54839 136		7- 3		197		244		168		.49768 171		27		27	
DIV. I NON-CONF.		3- 9		.25 271		0- 0		63		93		194		.47982 192		26		25	
TOTALS		RPI 1-25		RPI 26-50		W-L RECORDS		RPI 51-100		RPI 101-150		RPI 150+							
17- 14		0- 1		0- 0		OVERALL		1- 4		1- 3		15- 6							
9- 4		0- 1		0- 0		HOME		0- 1		1- 0		8- 2							
5- 7		0- 0		0- 0		AWAY		1- 3		0- 0		4- 4							
3- 3		0- 0		0- 0		NEUTRAL		0- 0		0- 3		3- 0							
3- 9		0- 1		0- 0		NON-CONFERENCE		0- 3		1- 3		2- 2							
2- 3		0- 1		0- 0		HOME		0- 1		1- 0		1- 1							
0- 3		0- 0		0- 0		AWAY		0- 2		0- 0		0- 1							
1- 3		0- 0		0- 0		NEUTRAL		0- 0		0- 3		1- 0							
14- 5		0- 0		0- 0		CONFERENCE		1- 1		0- 0		13- 4							
7- 1		0- 0		0- 0		HOME		0- 0		0- 0		7- 1							
5- 4		0- 0		0- 0		AWAY		1- 1		0- 0		4- 3							
2- 0		0- 0		0- 0		NEUTRAL		0- 0		0- 0		2- 0							
RPI	S	Opponent		Score		RPI	S	Opponent		Score		RPI	S	Opponent		Score			
16	H	Western Ky.		0 3								51	A	Lipscomb		2 3			
												51	H	Lipscomb		2 3			
												89	A	Ole Miss		0 3			
												99	A	Murray St.		3 1			
												99	A	Murray St.		0 3			
												109	N	New Mexico		0 3			
												115	N	Southern Miss.		1 3			
												134	H	Memphis		3 2			
												135	N	Albany (NY)		2 3			
												163	H	South Ala.		1 3			
												191	A	Ball St.		2 3			
												200	H	UTEP		3 1			
												204	H	Eastern Ill.		3 1			
												232	N	Buffalo		3 0			
												238	A	Tennessee St.		0 3			
												238	H	Tennessee St.		2 3			
												239	A	Eastern Ky.		3 0			
												239	H	Eastern Ky.		3 0			
												263	H	Southeast Mo. St.		3 0			
												269	H	UT Martin		3 1			
												271	A	Tennessee Tech		2 3			
												271	H	Tennessee Tech		3 1			
												271	N	Tennessee Tech		3 1			
												273	A	Austin Peay		3 0			
												281	A	Morehead St.		3 2			
												281	H	Morehead St.		3 0			
												281	N	Morehead St.		3 0			
												289	A	SIUE		1 3			
												295	A	Jacksonville St.		3 0			
												295	H	Jacksonville St.		3 0			
						LAST 10 GAMES													
						99	A	Murray St.		3	1	271	A	Tennessee Tech		2	3		
						271	N	Tennessee Tech		3	1	295	A	Jacksonville St.		3	0		
						281	N	Morehead St.		3	0	239	H	Eastern Ky.		3	0		
						289	A	SIUE		1	3	281	H	Morehead St.		3	0		
						238	A	Tennessee St.		0	3	263	H	Southeast Mo. St.		3	0		

Non-Div. I Games:

Belmont

Average RPI Win:	197	WON-LOST	WINNING	LAST 10	STRENGTH OF	OPP. STRENGTH	TEAM	ADJ	CONF.	ADJ CONF.		
Average RPI Loss:	83	RECORD	PCT. RANK	GAMES	SCHEDULE	OF SCHEDULE	RPI	RPI	RPI	RPI		
DIV. I ONLY	11- 19	.36667	234	2- 8	87	94	172	.49739	172	6	6	
DIV. I NON-CONF.	8- 4	.66667	99	0- 0	152	204	113	.53876	113	6	6	
<hr/>												
TOTALS	RPI 1-25	RPI 26-50		W-L RECORDS		RPI 51-100		RPI 101-150		RPI 150+		
11- 19	0- 3	0- 3		OVERALL		0- 7		3- 2		8- 4		
6- 6	0- 1	0- 1		HOME		0- 3		0- 1		6- 0		
3- 10	0- 2	0- 2		AWAY		0- 3		2- 1		1- 2		
2- 3	0- 0	0- 0		NEUTRAL		0- 1		1- 0		1- 2		
<hr/>												
8- 4	0- 0	0- 0		NON-CONFERENCE		0- 1		3- 0		5- 3		
4- 0	0- 0	0- 0		HOME		0- 0		0- 0		4- 0		
2- 1	0- 0	0- 0		AWAY		0- 0		2- 0		0- 1		
2- 3	0- 0	0- 0		NEUTRAL		0- 1		1- 0		1- 2		
<hr/>												
3- 15	0- 3	0- 3		CONFERENCE		0- 6		0- 2		3- 1		
2- 6	0- 1	0- 1		HOME		0- 3		0- 1		2- 0		
1- 9	0- 2	0- 2		AWAY		0- 3		0- 1		1- 1		
0- 0	0- 0	0- 0		NEUTRAL		0- 0		0- 0		0- 0		
<hr/>												
RPI S	Opponent	Score	RPI S	Opponent	Score	RPI S	Opponent	Score	RPI S	Opponent	Score	
14 A	Louisville	0 3	38 A	Miami (FL)	0 3	54 H	Virginia	0 3	110 A	Georgia Tech	2 3	
20 H	North Carolina	2 3	47 A	Pittsburgh	0 3	58 N	Michigan St.	0 3	110 H	Georgia Tech	1 3	
22 A	Florida St.	0 3	47 H	Pittsburgh	0 3	61 A	Syracuse	1 3	129 N	UConn	3 0	
						61 H	Syracuse	0 3	143 A	New Hampshire	3 0	
						85 A	Duke	1 3	145 A	Harvard	3 2	
						95 A	Virginia Tech	1 3	151 H	North Carolina St.	3 1	
						95 H	Virginia Tech	0 3	156 N	Marshall	2 3	
						163 H South Ala.						3 1
						165 A Fairfield						2 3
						169 A Wake Forest						2 3
						179 N Delaware						2 3
						206 A Notre Dame						3 0
						211 H Clemson						3 0
						240 N Stony Brook						3 0
						253 H Sacred Heart						3 1
						254 H Providence						3 2
						270 H Northeastern						3 0
<hr/>												
LAST 10 GAMES												
95 A Virginia Tech						1	3	151 H North Carolina St.	3	1		
47 A Pittsburgh						0	3	110 H Georgia Tech	1	3		
85 A Duke						1	3	211 H Clemson	3	0		
169 A Wake Forest						2	3	22 A Florida St.	0	3		
20 H North Carolina						2	3	38 A Miami (FL)	0	3		

Non-Div. I Games:

Boston College

T
r
o
y

Troy				Through Games Of Though Nov. 22, 2015							
Average RPI Win: 237		WON-LOST RECORD	WINNING PCT. RANK	LAST 10 GAMES	STRENGTH OF SCHEDULE	OPP. STRENGTH OF SCHEDULE	TEAM RPI	ADJ RPI	CONF. RPI	ADJ CONF. RPI	
Average RPI Loss: 115											
DIV. I ONLY		14- 18	.4375 202	3- 7	122	186	175	.49334 175	14	15	
DIV. I NON-CONF.		7- 8	.46667 180	0- 1	143	219	182	.48938 182	15	16	
TOTALS		RPI 1-25	RPI 26-50		W-L RECORDS		RPI 51-100		RPI 101-150		RPI 150+
14- 18	0- 2	0- 0		OVERALL		0- 6		3- 6		11- 4	
11- 4	0- 1	0- 0		HOME		0- 1		3- 2		8- 0	
2- 10	0- 1	0- 0		AWAY		0- 2		0- 3		2- 4	
1- 4	0- 0	0- 0		NEUTRAL		0- 3		0- 1		1- 0	
7- 8	0- 0	0- 0		NON-CONFERENCE		0- 4		2- 2		5- 2	
6- 1	0- 0	0- 0		HOME		0- 0		2- 1		4- 0	
0- 4	0- 0	0- 0		AWAY		0- 2		0- 0		0- 2	
1- 3	0- 0	0- 0		NEUTRAL		0- 2		0- 1		1- 0	
7- 10	0- 2	0- 0		CONFERENCE		0- 2		1- 4		6- 2	
5- 3	0- 1	0- 0		HOME		0- 1		1- 1		4- 0	
2- 6	0- 1	0- 0		AWAY		0- 0		0- 3		2- 2	
0- 1	0- 0	0- 0		NEUTRAL		0- 1		0- 0		0- 0	
RPI S	Opponent	Score	RPI S	Opponent	Score	RPI S	Opponent	Score	RPI S	Opponent	Score
18 A	Arkansas St.	0 3		54 N	Virginia	1 3	105 A	Texas St.	0 3		
18 H	Arkansas St.	2 3		70 N	Saint Louis	0 3	105 H	Texas St.	1 3		
				78 A	Chattanooga	1 3	119 A	Little Rock	0 3		
				79 H	Appalachian St.	2 3	119 H	Little Rock	3 0		
				79 N	Appalachian St.	1 3	121 A	Texas-Arlington	2 3		
				87 A	Alabama	0 3	123 N	Valparaiso	0 3		
							128 H	ETSU	3 1		
							130 H	CSU Bakersfield	3 1		
							142 H	Mississippi St.	1 3		
							163 A	South Ala.	1 3		
							163 H	South Ala.	3 2		
							223 A	Ga. Southern	1 3		
							239 N	Eastern Ky.	3 1		
							245 A	Mercer	1 3		
							246 A	Southeastern La.	1 3		
							249 A	La.-Monroe	3 1		
							249 H	La.-Monroe	3 0		
							268 H	Georgia St.	3 1		
						285 H	Florida A&M	3 2			
						290 A	La.-Lafayette	3 2			
						290 H	La.-Lafayette	3 1			
						292 H	UAB	3 2			
						293 H	Alabama St.	3 0			
						316 H	Alabama A&M	3 0			
			LAST 10 GAMES								
			79 N	Appalachian St.	1 3	121 A	Texas-Arlington	2 3	293 H	Alabama St.	3 0
			223 A	Ga. Southern	1 3	163 A	South Ala.	1 3	316 H	Alabama A&M	3 0
			119 H	Little Rock	3 0	105 H	Texas St.	1 3			
			142 H	Mississippi St.	1 3	290 A	La.-Lafayette	3 2			
			105 A	Texas St.	0 3	249 A	La.-Monroe	3 1			

T
r
o
y

Non-Div. I Games:

Troy

Average RPI Win:	202	WON-LOST	WINNING	LAST 10	STRENGTH OF	OPP. STRENGTH	TEAM	ADJ	CONF.	ADJ CONF.		
Average RPI Loss:	112	RECORD	PCT. RANK	GAMES	SCHEDULE	OF SCHEDULE	RPI	RPI	RPI	RPI		
DIV. I ONLY		12- 17	.41379	214	5- 5	116	142	178	.49175	176	10	10
DIV. I NON-CONF.		5- 7	.41667	204	0- 0	188	168	203	.46975	203	10	10
<hr/>												
TOTALS	RPI 1-25	RPI 26-50		W-L RECORDS		RPI 51-100		RPI 101-150		RPI 150+		
12- 17	0- 0	1- 6		OVERALL		0- 2		1- 3		10- 6		
9- 3	0- 0	1- 2		HOME		0- 0		1- 1		7- 0		
1- 11	0- 0	0- 3		AWAY		0- 1		0- 2		1- 5		
2- 3	0- 0	0- 1		NEUTRAL		0- 1		0- 0		2- 1		
5- 7	0- 0	0- 1		NON-CONFERENCE		0- 2		1- 1		4- 3		
3- 0	0- 0	0- 0		HOME		0- 0		1- 0		2- 0		
0- 4	0- 0	0- 0		AWAY		0- 1		0- 1		0- 2		
2- 3	0- 0	0- 1		NEUTRAL		0- 1		0- 0		2- 1		
7- 10	0- 0	1- 5		CONFERENCE		0- 0		0- 2		6- 3		
6- 3	0- 0	1- 2		HOME		0- 0		0- 1		5- 0		
1- 7	0- 0	0- 3		AWAY		0- 0		0- 1		1- 3		
0- 0	0- 0	0- 0		NEUTRAL		0- 0		0- 0		0- 0		
RPI	S	Opponent	Score	RPI	S	Opponent	Score	RPI	S	Opponent	Score	
				31	A	Colorado St.	0 3	80	A	Sacramento St.	1 3	
				31	H	Colorado St.	0 3	96	N	Kent St.	1 3	
				37	N	Santa Clara	0 3					
				45	A	Boise St.	0 3					
				45	H	Boise St.	1 3					
				48	A	Wyoming	0 3					
				48	H	Wyoming	3 2					

Non-Div. I Games:

Nevada

Average RPI Win: 189		WON-LOST RECORD		WINNING PCT. RANK		LAST 10 GAMES		STRENGTH OF SCHEDULE		OPP. STRENGTH OF SCHEDULE		TEAM RPI		ADJ RPI		CONF. RPI		ADJ CONF. RPI	
DIV. I ONLY		5- 21		.19231 313		0- 10		17		66		181		.49078 178		2		2	
DIV. I NON-CONF.		5- 8		.38462 228		0- 0		80		186		169		.49794 169		3		3	
TOTALS		RPI 1-25		RPI 26-50		W-L RECORDS		RPI 51-100		RPI 101-150		RPI 150+							
5- 21		0- 6		0- 6		OVERALL		1- 1		0- 3		4- 5							
1- 8		0- 3		0- 3		HOME		0- 0		0- 0		1- 2							
1- 9		0- 3		0- 3		AWAY		0- 0		0- 1		1- 2							
3- 4		0- 0		0- 0		NEUTRAL		1- 1		0- 2		2- 1							
5- 8		0- 0		0- 1		NON-CONFERENCE		1- 1		0- 3		4- 3							
1- 1		0- 0		0- 0		HOME		0- 0		0- 0		1- 1							
1- 3		0- 0		0- 1		AWAY		0- 0		0- 1		1- 1							
3- 4		0- 0		0- 0		NEUTRAL		1- 1		0- 2		2- 1							
0- 13		0- 6		0- 5		CONFERENCE		0- 0		0- 0		0- 2							
0- 7		0- 3		0- 3		HOME		0- 0		0- 0		0- 1							
0- 6		0- 3		0- 2		AWAY		0- 0		0- 0		0- 1							
0- 0		0- 0		0- 0		NEUTRAL		0- 0		0- 0		0- 0							
RPI	S	Opponent		Score		RPI	S	Opponent		Score		RPI	S	Opponent		Score			
1	A	Texas		0 3		30	A	Michigan		0 3		98	N	Oakland		3 2			
1	H	Texas		0 3		44	A	Kansas St.		0 3		99	N	Murray St.		1 3			
8	A	Kansas		0 3		44	H	Kansas St.		0 3									
8	H	Kansas		0 3		46	H	TCU		1 3									
23	A	Iowa St.		0 3		49	A	Baylor		0 3									
23	H	Iowa St.		0 3		49	H	Baylor		0 3									

Non-Div. I Games:

West Virginia

Average RPI Win:	208	WON-LOST RECORD	WINNING PCT. RANK	LAST 10 GAMES	STRENGTH OF SCHEDULE	OPP. STRENGTH OF SCHEDULE	TEAM RPI	ADJ RPI	CONF. RPI	ADJ CONF. RPI	
DIV. I ONLY	12- 17	.41379	214	3- 7	117	147	182	.49067	179	12	12
DIV. I NON-CONF.	8- 5	.61538	125	0- 0	129	166	119	.5353	119	13	13
<hr/>											
TOTALS	RPI 1-25	RPI 26-50		W-L RECORDS	RPI 51-100		RPI 101-150		RPI 150+		
12- 17	0- 0	0- 1		OVERALL	1- 9		3- 3		8- 4		
5- 6	0- 0	0- 0		HOME	0- 4		0- 1		5- 1		
5- 7	0- 0	0- 0		AWAY	1- 3		2- 1		2- 3		
2- 4	0- 0	0- 1		NEUTRAL	0- 2		1- 1		1- 0		
8- 5	0- 0	0- 1		NON-CONFERENCE	0- 2		3- 1		5- 1		
3- 0	0- 0	0- 0		HOME	0- 0		0- 0		3- 0		
3- 1	0- 0	0- 0		AWAY	0- 0		2- 0		1- 1		
2- 4	0- 0	0- 1		NEUTRAL	0- 2		1- 1		1- 0		
4- 12	0- 0	0- 0		CONFERENCE	1- 7		0- 2		3- 3		
2- 6	0- 0	0- 0		HOME	0- 4		0- 1		2- 1		
2- 6	0- 0	0- 0		AWAY	1- 3		0- 1		1- 2		
0- 0	0- 0	0- 0		NEUTRAL	0- 0		0- 0		0- 0		
RPI S	Opponent	Score	RPI S	Opponent	Score	RPI S	Opponent	Score	RPI S	Opponent	Score
			39 N	Southern Ill.	2 3	57 A	UNCW	0 3	111 A	Hofstra	0 3
						57 H	UNCW	0 3	111 H	Hofstra	0 3
						58 N	Michigan St.	0 3	127 A	UCF	3 2
						74 A	James Madison	0 3	131 N	Jacksonville	3 1
						74 H	James Madison	0 3	143 A	New Hampshire	3 0
						82 A	Towson	3 2	150 N	Northern Colo.	2 3
						82 H	Towson	2 3	151 A	North Carolina St.	0 3
						84 A	Col. of Charleston	2 3	172 N	Boston College	3 2
						84 H	Col. of Charleston	2 3	197 A	Penn	3 1
						89 N	Ole Miss	0 3	250 A	William & Mary	0 3
									250 H	William & Mary	1 3
									253 H	Sacred Heart	3 2
									262 A	Elon	3 1
									262 H	Elon	3 2
									270 A	Northeastern	1 3
									270 H	Northeastern	3 1
									291 H	Morgan St.	3 0
									307 H	Loyola Maryland	3 0
<hr/>											
LAST 10 GAMES											
			57 H	UNCW	0 3	262 H	Elon	3 2			
			84 H	Col. of Charleston	2 3	74 A	James Madison	0 3			
			111 A	Hofstra	0 3	82 A	Towson	3 2			
			270 A	Northeastern	1 3	270 H	Northeastern	3 1			
			250 H	William & Mary	1 3	111 H	Hofstra	0 3			

Non-Div. I Games:

Delaware

Average RPI Win:	214	WON-LOST RECORD	WINNING PCT. RANK	LAST 10 GAMES	STRENGTH OF SCHEDULE	OPP. STRENGTH OF SCHEDULE	TEAM RPI	ADJ RPI	CONF. RPI	ADJ CONF. RPI	
DIV. I ONLY		14- 16	.46667 183	4- 6	178	189	188	.49009 180	21	21	
DIV. I NON-CONF.		6- 7	.46154 185	0- 0	99	125	144	.51643 143	21	21	
<hr/>											
TOTALS	RPI 1-25	RPI 26-50		W-L RECORDS		RPI 51-100		RPI 101-150		RPI 150+	
14- 16	0- 0	2- 1		OVERALL		0- 4		2- 4		10- 7	
4- 6	0- 0	0- 0		HOME		0- 1		1- 3		3- 2	
4- 7	0- 0	0- 1		AWAY		0- 2		1- 1		3- 3	
6- 3	0- 0	2- 0		NEUTRAL		0- 1		0- 0		4- 2	
6- 7	0- 0	2- 1		NON-CONFERENCE		0- 2		0- 2		4- 2	
0- 2	0- 0	0- 0		HOME		0- 0		0- 2		0- 0	
0- 3	0- 0	0- 1		AWAY		0- 1		0- 0		0- 1	
6- 2	0- 0	2- 0		NEUTRAL		0- 1		0- 0		4- 1	
8- 9	0- 0	0- 0		CONFERENCE		0- 2		2- 2		6- 5	
4- 4	0- 0	0- 0		HOME		0- 1		1- 1		3- 2	
4- 4	0- 0	0- 0		AWAY		0- 1		1- 1		3- 2	
0- 1	0- 0	0- 0		NEUTRAL		0- 0		0- 0		0- 1	
<hr/>											
RPI	S	Opponent	Score	RPI	S	Opponent	Score	RPI	S	Opponent	Score
				36	N	Marquette	3 2	108	H	Tulsa	0 3
				38	N	Miami (FL)	3 1	116	A	IUPUI	2 3
				40	A	Missouri St.	1 3	116	H	IUPUI	3 1
								121	H	Texas-Arlington	1 3
								125	A	North Dakota St.	3 1
								125	H	North Dakota St.	0 3
								155	A	UNLV	1 3
								161	A	Omaha	0 3
								161	H	Omaha	0 3
								161	N	Omaha	0 3
								183	N	Houston Baptist	3 1
								186	A	South Dakota	2 3
								186	H	South Dakota	1 3
								216	N	Portland St.	0 3
								238	N	Tennessee St.	3 0
								246	N	Southeastern La.	3 1
								276	A	South Dakota St.	3 2
								276	H	South Dakota St.	3 2
								278	N	Northwestern St.	3 1
								280	A	IPFW	3 1
								280	H	IPFW	3 0
								313	A	Western Ill.	3 1
								313	H	Western Ill.	3 2
				LAST 10 GAMES							
				161	N	Omaha	0 3	116	A	IUPUI	2 3
				125	H	North Dakota St.	0 3	280	A	IPFW	3 1
				83	H	Denver	2 3	276	H	South Dakota St.	3 2
				161	A	Omaha	0 3	186	H	South Dakota	1 3
				313	A	Western Ill.	3 1	313	H	Western Ill.	3 2

Non-Div. I Games:

Oral Roberts

Average RPI Win:	261	WON-LOST	WINNING	LAST 10	STRENGTH OF	OPP. STRENGTH	TEAM	ADJ	CONF.	ADJ CONF.				
Average RPI Loss:	159	RECORD	PCT. RANK	GAMES	SCHEDULE	OF SCHEDULE	RPI	RPI	RPI	RPI				
DIV. I ONLY	21- 10	.67742	71	7- 3	298	267	177	.4898	181	26	26			
DIV. I NON-CONF.	10- 6	.625	124	0- 0	322	262	238	.44488	240	27	27			
<hr/>														
TOTALS	RPI 1-25	RPI 26-50		W-L RECORDS		RPI 51-100		RPI 101-150		RPI 150+				
21- 10	0- 0	0- 0		OVERALL		0- 2		0- 2		21- 6				
11- 5	0- 0	0- 0		HOME		0- 1		0- 0		11- 4				
7- 4	0- 0	0- 0		AWAY		0- 1		0- 1		7- 2				
3- 1	0- 0	0- 0		NEUTRAL		0- 0		0- 1		3- 0				
<hr/>														
10- 6	0- 0	0- 0		NON-CONFERENCE		0- 0		0- 2		10- 4				
5- 3	0- 0	0- 0		HOME		0- 0		0- 0		5- 3				
2- 2	0- 0	0- 0		AWAY		0- 0		0- 1		2- 1				
3- 1	0- 0	0- 0		NEUTRAL		0- 0		0- 1		3- 0				
<hr/>														
11- 4	0- 0	0- 0		CONFERENCE		0- 2		0- 0		11- 2				
6- 2	0- 0	0- 0		HOME		0- 1		0- 0		6- 1				
5- 2	0- 0	0- 0		AWAY		0- 1		0- 0		5- 1				
0- 0	0- 0	0- 0		NEUTRAL		0- 0		0- 0		0- 0				
<hr/>														
RPI S	Opponent	Score	RPI S	Opponent	Score	RPI S	Opponent	Score	RPI S	Opponent	Score			
						81 A Coastal Caro.	1	3	120 A UNCG	1	3			
						81 H Coastal Caro.	0	3	134 N Memphis	0	3			
						156 H Marshall	2	3						
						167 A Liberty	1	3						
						167 H Liberty	3	1						
						169 H Wake Forest	1	3						
						194 A Campbell	3	1						
						194 H Campbell	3	2						
						194 H Campbell	0	3						
						215 N Wofford	3	2						
						217 A Georgia	0	3						
						219 A Radford	3	2						
						219 H Radford	3	1						
						220 A Western Caro.	3	0						
						236 H Winthrop	3	1						
						241 A UNC Asheville	3	2						
						244 H Davidson	3	1						
						262 H Elon	3	2						
						268 H Georgia St.	2	3						
						283 N Fordham	3	0						
						286 N Coppin St.	3	0						
						LAST 10 GAMES						306 A Charleston So.	3	0
						194 H Campbell	0	3	311 A Gardner-Webb	3	0	306 H Charleston So.	3	1
						81 H Coastal Caro.	0	3	241 A UNC Asheville	3	2	307 H Loyola Maryland	3	1
						306 H Charleston So.	3	1	194 A Campbell	3	1	309 H Presbyterian	3	0
						219 A Radford	3	2	306 A Charleston So.	3	0	311 A Gardner-Webb	3	0
167 A Liberty	1	3	309 H Presbyterian	3	0	317 A Saint Francis (PA)	3	0						

Non-Div. I Games:

High Point

RPI	S	Opponent	Score	
320	H	N.C. A&T	3	0
329	H	South Carolina St.	3	0

High Point

H
i
g
h
P
o
i
n
t

H
i
g
h
P
o
i
n
t

Average RPI Win:	225	WON-LOST RECORD	WINNING PCT. RANK	LAST 10 GAMES	STRENGTH OF SCHEDULE	OPP. STRENGTH OF SCHEDULE	TEAM RPI	ADJ RPI	CONF. RPI	ADJ CONF. RPI		
DIV. I ONLY		14- 17	.45161	198	6- 4	158	174	183	.48956	182	17	17
DIV. I NON-CONF.		6- 10	.375	235	0- 1	123	152	195	.47958	193	18	18
<hr/>												
TOTALS	RPI 1-25	RPI 26-50		W-L RECORDS		RPI 51-100		RPI 101-150		RPI 150+		
14- 17	0- 2	0- 3		OVERALL		1- 2		1- 4		12- 6		
6- 4	0- 0	0- 0		HOME		0- 0		0- 2		6- 2		
6- 7	0- 1	0- 1		AWAY		1- 1		0- 2		5- 2		
2- 6	0- 1	0- 2		NEUTRAL		0- 1		1- 0		1- 2		
6- 10	0- 1	0- 3		NON-CONFERENCE		0- 2		1- 0		5- 4		
2- 1	0- 0	0- 0		HOME		0- 0		0- 0		2- 1		
2- 3	0- 0	0- 1		AWAY		0- 1		0- 0		2- 1		
2- 6	0- 1	0- 2		NEUTRAL		0- 1		1- 0		1- 2		
8- 7	0- 1	0- 0		CONFERENCE		1- 0		0- 4		7- 2		
4- 3	0- 0	0- 0		HOME		0- 0		0- 2		4- 1		
4- 4	0- 1	0- 0		AWAY		1- 0		0- 2		3- 1		
0- 0	0- 0	0- 0		NEUTRAL		0- 0		0- 0		0- 0		
RPI S	Opponent	Score	RPI S	Opponent	Score	RPI S	Opponent	Score	RPI S	Opponent	Score	
23 N	Iowa St.	0 3	32 A	Purdue	0 3	54 A	Virginia	1 3	103 A	Rhode Island	1 3	
25 A	Dayton	1 3	44 N	Kansas St.	1 3	70 A	Saint Louis	3 2	103 H	Rhode Island	2 3	
			50 N	Ohio	0 3	79 N	Appalachian St.	0 3	106 A	George Washington	0 3	
									106 H	George Washington	2 3	
									111 N	Hofstra	3 0	
									153 N	Seattle	0 3	
									167 A	Liberty	0 3	
									169 A	Wake Forest	3 1	
									177 A	Duquesne	3 1	
									177 H	Duquesne	3 1	
									217 N	Georgia	1 3	
									227 H	George Mason	1 3	
									235 A	Middle Tenn.	3 0	
									242 H	UMES	1 3	
									244 A	Davidson	3 1	
									244 H	Davidson	3 0	
									250 H	William & Mary	3 2	
									273 N	Austin Peay	3 1	
									283 A	Fordham	0 3	
									283 H	Fordham	3 2	
									299 A	La Salle	3 0	
									299 H	La Salle	3 2	
									323 H	Hampton	3 1	
<hr/>												
			LAST 10 GAMES									
			106 A George Washington			0 3			177 A Duquesne			3 1
			103 H Rhode Island			2 3			244 H Davidson			3 0
			283 H Fordham			3 2			177 H Duquesne			3 1
			242 H UMES			1 3			299 H La Salle			3 2
			299 A La Salle			3 0			25 A Dayton			1 3

Non-Div. I Games:

VCU

Average RPI Win:	246	WON-LOST	WINNING	LAST 10	STRENGTH OF	OPP. STRENGTH	TEAM	ADJ	CONF.	ADJ CONF.	
Average RPI Loss:	134	RECORD	PCT. RANK	GAMES	SCHEDULE	OF SCHEDULE	RPI	RPI	RPI	RPI	
DIV. I ONLY	17- 17	.5	160	5- 5	187	245	184	.48948	183	24	24
DIV. I NON-CONF.	7- 7	.5	162	1- 0	219	228	198	.4756	198	24	24
<hr/>											
TOTALS	RPI 1-25	RPI 26-50		W-L RECORDS		RPI 51-100		RPI 101-150		RPI 150+	
17- 17	0- 0	0- 2		OVERALL		0- 4		1- 3		16- 8	
10- 3	0- 0	0- 0		HOME		0- 1		0- 1		10- 1	
3- 9	0- 0	0- 1		AWAY		0- 1		0- 2		3- 5	
4- 5	0- 0	0- 1		NEUTRAL		0- 2		1- 0		3- 2	
<hr/>											
7- 7	0- 0	0- 2		NON-CONFERENCE		0- 1		1- 1		6- 3	
5- 0	0- 0	0- 0		HOME		0- 0		0- 0		5- 0	
1- 3	0- 0	0- 1		AWAY		0- 0		0- 1		1- 1	
1- 4	0- 0	0- 1		NEUTRAL		0- 1		1- 0		0- 2	
<hr/>											
10- 10	0- 0	0- 0		CONFERENCE		0- 3		0- 2		10- 5	
5- 3	0- 0	0- 0		HOME		0- 1		0- 1		5- 1	
2- 6	0- 0	0- 0		AWAY		0- 1		0- 1		2- 4	
3- 1	0- 0	0- 0		NEUTRAL		0- 1		0- 0		3- 0	
<hr/>											
RPI S	Opponent	Score	RPI S	Opponent	Score	RPI S	Opponent	Score	RPI S	Opponent	Score
			29 N	Loyola Marymount	2 3	68 A	A&M-Corpus Christi	1 3	108 A	Tulsa	1 3
			35 A	Northern Ariz.	0 3	68 H	A&M-Corpus Christi	0 3	136 N	Samford	3 2
						68 N	A&M-Corpus Christi	1 3	140 A	Central Ark.	0 3
						86 N	North Texas	0 3	140 H	Central Ark.	1 3
									163 A	South Ala.	2 3
									166 A	Stephen F. Austin	1 3
									166 N	Stephen F. Austin	3 1
									167 N	Liberty	1 3
									180 N	Oral Roberts	1 3
									192 A	McNeese St.	0 3
									192 N	McNeese St.	3 1
									196 A	Sam Houston St.	1 3
									196 H	Sam Houston St.	3 0
									196 N	Sam Houston St.	3 0
									218 A	Lamar	1 3
									218 H	Lamar	3 2
									225 H	Abilene Christian	3 2
									246 H	Southeastern La.	1 3
									247 H	Louisiana Tech	3 0
									248 H	New Orleans	3 1
									251 H	UTRGV	3 0
									276 H	Incarnate Word	3 1
									278 A	Northwestern St.	3 0
									282 A	Nicholls St.	3 0
									302 H	Texas Southern	3 0
									321 A	Prairie View	3 0
									321 H	Prairie View	3 0
<hr/>											
LAST 10 GAMES											
			68 N	A&M-Corpus Christi	1 3	140 H	Central Ark.	1 3	278 A	Northwestern St.	3 0
			196 N	Sam Houston St.	3 0	68 A	A&M-Corpus Christi	1 3	282 A	Nicholls St.	3 0
			166 N	Stephen F. Austin	3 1	218 H	Lamar	3 2	302 H	Texas Southern	3 0
			196 A	Sam Houston St.	1 3	196 H	Sam Houston St.	3 0	321 A	Prairie View	3 0
			218 A	Lamar	1 3	302 H	Texas Southern	3 0	321 H	Prairie View	3 0

Non-Div. I Games:

Houston Baptist

RPI	S	Opponent	Score	
333	H	Alcorn	3	0

Houston Baptist

H
o
u
s
t
o
n
B
a
p
t
i
s
t

H
o
u
s
t
o
n
B
a
p
t
i
s
t

Average RPI Win: 139		WON-LOST RECORD		WINNING PCT. RANK		LAST 10 GAMES		STRENGTH OF SCHEDULE		OPP. STRENGTH OF SCHEDULE		TEAM RPI		ADJ RPI		CONF. RPI		ADJ CONF. RPI	
DIV. I ONLY		9- 20		.31034 265		2- 8		98		33		186		.48897 184		3		3	
DIV. I NON-CONF.		6- 5		.54545 146		0- 0		120		144		131		.52552 131		2		2	
TOTALS		RPI 1-25		RPI 26-50		W-L RECORDS		RPI 51-100		RPI 101-150		RPI 150+							
9- 20		0- 4		1- 4		OVERALL		0- 5		4- 4		4- 3							
5- 10		0- 3		1- 1		HOME		0- 3		1- 2		3- 1							
1- 8		0- 1		0- 3		AWAY		0- 2		1- 2		0- 0							
3- 2		0- 0		0- 0		NEUTRAL		0- 0		2- 0		1- 2							
6- 5		0- 0		0- 1		NON-CONFERENCE		0- 1		2- 0		4- 3							
3- 2		0- 0		0- 0		HOME		0- 1		0- 0		3- 1							
0- 1		0- 0		0- 1		AWAY		0- 0		0- 0		0- 0							
3- 2		0- 0		0- 0		NEUTRAL		0- 0		2- 0		1- 2							
3- 15		0- 4		1- 3		CONFERENCE		0- 4		2- 4		0- 0							
2- 8		0- 3		1- 1		HOME		0- 2		1- 2		0- 0							
1- 7		0- 1		0- 2		AWAY		0- 2		1- 2		0- 0							
0- 0		0- 0		0- 0		NEUTRAL		0- 0		0- 0		0- 0							
RPI	S	Opponent		Score		RPI	S	Opponent		Score		RPI	S	Opponent		Score			
6	A	Washington		0	3	33	A	Arizona St.		0	3	53	A	Oregon		0	3		
6	H	Washington		0	3	33	H	Arizona St.		3	1	53	H	Oregon		0	3		
12	H	Stanford		1	3	41	A	Arizona		1	3	60	H	Pacific		0	3		
13	H	UCLA		0	3	41	H	Arizona		1	3	66	A	Colorado		1	3		
						44	A	Kansas St.		1	3	66	H	Colorado		0	3		

Non-Div. I Games:

California

Average RPI Win: 279		WON-LOST RECORD		WINNING PCT. RANK		LAST 10 GAMES		STRENGTH OF SCHEDULE		OPP. STRENGTH OF SCHEDULE		TEAM RPI		ADJ RPI		CONF. RPI		ADJ CONF. RPI	
DIV. I ONLY		14- 13		.51852 153		9- 1		199		260		185		.4888 185		29		29	
DIV. I NON-CONF.		1- 10		.09091 310		0- 0		115		25		269		.42483 264		29		29	
TOTALS		RPI 1-25		RPI 26-50		W-L RECORDS		RPI 51-100		RPI 101-150		RPI 150+							
14- 13		0- 1		0- 1		OVERALL		0- 3		0- 4		14- 4							
7- 6		0- 1		0- 1		HOME		0- 2		0- 0		7- 2							
6- 5		0- 0		0- 0		AWAY		0- 1		0- 2		6- 2							
1- 2		0- 0		0- 0		NEUTRAL		0- 0		0- 2		1- 0							
1- 10		0- 1		0- 1		NON-CONFERENCE		0- 3		0- 4		1- 1							
0- 4		0- 1		0- 1		HOME		0- 2		0- 0		0- 0							
0- 4		0- 0		0- 0		AWAY		0- 1		0- 2		0- 1							
1- 2		0- 0		0- 0		NEUTRAL		0- 0		0- 2		1- 0							
13- 3		0- 0		0- 0		CONFERENCE		0- 0		0- 0		13- 3							
7- 2		0- 0		0- 0		HOME		0- 0		0- 0		7- 2							
6- 1		0- 0		0- 0		AWAY		0- 0		0- 0		6- 1							
0- 0		0- 0		0- 0		NEUTRAL		0- 0		0- 0		0- 0							
RPI S	Opponent	Score		RPI S	Opponent	Score		RPI S	Opponent	Score		RPI S	Opponent	Score					
11 H	Ohio St.	0 3		41 H	Arizona	0 3		53 H	Oregon	1 3		109 A	New Mexico	0 3					
								61 H	Syracuse	1 3		118 N	LSU	0 3					
								95 A	Virginia Tech	0 3		124 A	St. John's (NY)	0 3					
												128 N	ETSU	1 3					
												205 A	Robert Morris	3 1					
												205 H	Robert Morris	1 3					
												205 H	Robert Morris	0 3					
												219 A	Radford	1 3					
												221 A	Bryant	1 3					
												221 H	Bryant	3 0					
												224 N	CSUN	3 1					
												253 A	Sacred Heart	3 1					
												253 H	Sacred Heart	3 1					
												253 H	Sacred Heart	3 1					
												301 A	Central Conn. St.	3 0					
												301 H	Central Conn. St.	3 0					
												314 A	St. Francis Brooklyn	3 0					
												314 H	St. Francis Brooklyn	3 0					
												315 A	Fairleigh Dickinson	3 0					
												315 H	Fairleigh Dickinson	3 2					
												317 A	Saint Francis (PA)	3 0					
												317 H	Saint Francis (PA)	3 0					
LAST 10 GAMES																			
205 H Robert Morris				1 3				317 A Saint Francis (PA)				3 0							
253 H Sacred Heart				3 1				205 A Robert Morris				3 1							
315 H Fairleigh Dickinson				3 2				221 H Bryant				3 0							
253 H Sacred Heart				3 1				301 H Central Conn. St.				3 0							
314 A St. Francis Brooklyn				3 0				315 A Fairleigh Dickinson				3 0							

Non-Div. I Games:

LIU Brooklyn

Average RPI Win:	219	WON-LOST	WINNING	LAST 10	STRENGTH OF	OPP. STRENGTH	TEAM	ADJ	CONF.	ADJ CONF.	
Average RPI Loss:	124	RECORD	PCT. RANK	GAMES	SCHEDULE	OF SCHEDULE	RPI	RPI	RPI	RPI	
DIV. I ONLY	15- 16	.48387	172	6- 4	183	181	179	.48818	186	21	21
DIV. I NON-CONF.	6- 7	.46154	185	0- 0	149	117	173	.49577	173	21	21
<hr/>											
TOTALS	RPI 1-25	RPI 26-50		W-L RECORDS		RPI 51-100		RPI 101-150		RPI 150+	
15- 16	0- 1	0- 3		OVERALL		0- 3		3- 4		12- 5	
5- 3	0- 0	0- 0		HOME		0- 1		2- 0		3- 2	
3- 10	0- 0	0- 3		AWAY		0- 2		0- 3		3- 2	
7- 3	0- 1	0- 0		NEUTRAL		0- 0		1- 1		6- 1	
6- 7	0- 1	0- 3		NON-CONFERENCE		0- 0		0- 2		6- 1	
0- 0	0- 0	0- 0		HOME		0- 0		0- 0		0- 0	
0- 4	0- 0	0- 3		AWAY		0- 0		0- 1		0- 0	
6- 3	0- 1	0- 0		NEUTRAL		0- 0		0- 1		6- 1	
9- 9	0- 0	0- 0		CONFERENCE		0- 3		3- 2		6- 4	
5- 3	0- 0	0- 0		HOME		0- 1		2- 0		3- 2	
3- 6	0- 0	0- 0		AWAY		0- 2		0- 2		3- 2	
1- 0	0- 0	0- 0		NEUTRAL		0- 0		1- 0		0- 0	
RPI S	Opponent	Score	RPI S	Opponent	Score	RPI S	Opponent	Score	RPI S	Opponent	Score
11 N	Ohio St.	0 3	32 A	Purdue	0 3	83 A	Denver	1 3	116 A	IUPUI	2 3
			41 A	Arizona	0 3	83 A	Denver	1 3	116 H	IUPUI	3 1
			48 A	Wyoming	0 3	83 H	Denver	0 3	125 A	North Dakota St.	1 3
									125 H	North Dakota St.	3 0
									125 N	North Dakota St.	3 2
									137 A	North Dakota	0 3
									144 N	Butler	0 3
									161 A	Omaha	1 3
									161 H	Omaha	1 3
									168 N	Green Bay	1 3
									180 A	Oral Roberts	3 1
									180 H	Oral Roberts	3 2
									191 N	Ball St.	3 2
									206 N	Notre Dame	3 2
									207 N	Drake	3 1
									224 N	CSUN	3 0
									276 A	South Dakota St.	0 3
									276 H	South Dakota St.	3 1
									280 A	IPFW	3 2
									280 H	IPFW	3 0
									285 N	Florida A&M	3 0
									295 N	Jacksonville St.	3 0
									313 A	Western Ill.	3 0
									313 H	Western Ill.	2 3
			LAST 10 GAMES								
			83 A	Denver	1 3	313 A	Western Ill.	3 0			
			125 N	North Dakota St.	3 2	83 H	Denver	0 3			
			280 A	IPFW	3 2	125 H	North Dakota St.	3 0			
			116 A	IUPUI	2 3	161 H	Omaha	1 3			
			276 H	South Dakota St.	3 1	180 A	Oral Roberts	3 1			

Non-Div. I Games:

South Dakota

Average RPI Win: 187		WON-LOST	WINNING	LAST 10	STRENGTH OF		OPP. STRENGTH	TEAM	ADJ	CONF.	ADJ CONF.
Average RPI Loss: 63		RECORD	PCT. RANK	GAMES	SCHEDULE		OF SCHEDULE	RPI	RPI	RPI	RPI
DIV. I ONLY		6- 21	.22222	297	0- 10		35	50	187	.48741	187
DIV. I NON-CONF.		5- 5	.5	162	0- 0		134	111	149	.51021	149
TOTALS		RPI 1-25	RPI 26-50		W-L RECORDS		RPI 51-100		RPI 101-150		RPI 150+
6- 21	0- 4	0- 6		OVERALL		2- 6		0- 4		4- 1	
2- 10	0- 1	0- 3		HOME		0- 4		0- 2		2- 0	
3- 10	0- 3	0- 2		AWAY		2- 2		0- 2		1- 1	
1- 1	0- 0	0- 1		NEUTRAL		0- 0		0- 0		1- 0	
5- 5	0- 2	0- 0		NON-CONFERENCE		1- 1		0- 1		4- 1	
2- 2	0- 0	0- 0		HOME		0- 1		0- 1		2- 0	
2- 3	0- 2	0- 0		AWAY		1- 0		0- 0		1- 1	
1- 0	0- 0	0- 0		NEUTRAL		0- 0		0- 0		1- 0	
1- 16	0- 2	0- 6		CONFERENCE		1- 5		0- 3		0- 0	
0- 8	0- 1	0- 3		HOME		0- 3		0- 1		0- 0	
1- 7	0- 1	0- 2		AWAY		1- 2		0- 2		0- 0	
0- 1	0- 0	0- 1		NEUTRAL		0- 0		0- 0		0- 0	
RPI S	Opponent	Score	RPI S	Opponent	Score	RPI S	Opponent	Score	RPI S	Opponent	Score
6 A	Washington	0 3	28 A	San Diego	0 3	60 A	Pacific	2 3	104 A	Portland	0 3
12 A	Stanford	0 3	28 H	San Diego	1 3	60 H	Pacific	1 3	104 H	Portland	1 3
15 A	BYU	0 3	29 H	Loyola Marymount	2 3	63 A	Long Beach St.	3 1	114 A	San Francisco	0 3
15 H	BYU	0 3	29 N	Loyola Marymount	0 3	73 A	Pepperdine	3 1	124 H	St. John's (NY)	2 3
			37 A	Santa Clara	0 3	73 H	Pepperdine	0 3	184 A	California	0 3
			37 H	Santa Clara	0 3	85 H	Duke	0 3	201 H	Fresno St.	3 0
						93 A	Gonzaga	0 3	224 N	CSUN	3 2
						93 H	Gonzaga	1 3	255 H	Bethune-Cookman	3 0
									304 A	Cal St. Fullerton	3 0
LAST 10 GAMES											
			104 H	Portland	1 3	73 H	Pepperdine	0 3			
			93 H	Gonzaga	1 3	29 H	Loyola Marymount	2 3			
			60 H	Pacific	1 3	37 A	Santa Clara	0 3			
			28 A	San Diego	0 3	114 A	San Francisco	0 3			
			15 A	BYU	0 3	60 A	Pacific	2 3			

Non-Div. I Games:

St. Mary's (CA)

Average RPI Win:	277	WON-LOST	WINNING	LAST 10		STRENGTH OF	OPP. STRENGTH	TEAM	ADJ	CONF.	ADJ CONF.							
Average RPI Loss:	221	RECORD	PCT. RANK	GAMES		SCHEDULE	OF SCHEDULE	RPI	RPI	RPI	RPI							
DIV. I ONLY		21- 10	.67742	71	8- 2	285	311	176	.48723	188	30	30						
DIV. I NON-CONF.		7- 4	.63636	118	0- 0	267	298	188	.47876	194	30	30						
<hr/>																		
TOTALS	RPI 1-25	RPI 26-50		W-L RECORDS		RPI 51-100		RPI 101-150		RPI 150+								
21- 10	0- 0	0- 0		OVERALL		0- 0		1- 0		20- 10								
11- 2	0- 0	0- 0		HOME		0- 0		0- 0		11- 2								
7- 6	0- 0	0- 0		AWAY		0- 0		1- 0		6- 6								
3- 2	0- 0	0- 0		NEUTRAL		0- 0		0- 0		3- 2								
<hr/>																		
7- 4	0- 0	0- 0		NON-CONFERENCE		0- 0		1- 0		6- 4								
4- 0	0- 0	0- 0		HOME		0- 0		0- 0		4- 0								
1- 3	0- 0	0- 0		AWAY		0- 0		1- 0		0- 3								
2- 1	0- 0	0- 0		NEUTRAL		0- 0		0- 0		2- 1								
<hr/>																		
14- 6	0- 0	0- 0		CONFERENCE		0- 0		0- 0		14- 6								
7- 2	0- 0	0- 0		HOME		0- 0		0- 0		7- 2								
6- 3	0- 0	0- 0		AWAY		0- 0		0- 0		6- 3								
1- 1	0- 0	0- 0		NEUTRAL		0- 0		0- 0		1- 1								
<hr/>																		
RPI S	Opponent	Score	RPI S	Opponent	Score	RPI S	Opponent	Score	RPI S	Opponent	Score							
									122 A	Army West Point	3	1						
									152 A	Lehigh	0	3						
									165 A	Fairfield	1	3						
									165 H	Fairfield	2	3						
									165 N	Fairfield	1	3						
									208 A	Siena	1	3						
									208 H	Siena	3	0						
									218 A	Lamar	0	3						
									221 H	Bryant	3	2						
									234 H	Bucknell	3	1						
									257 A	Manhattan	3	2						
									257 H	Manhattan	1	3						
									272 A	Niagara	3	1						
									272 H	Niagara	3	0						
									272 N	Niagara	3	0						
									281 N	Morehead St.	3	1						
									284 A	Rider	1	3						
									284 H	Rider	3	1						
									292 N	UAB	0	3						
									294 A	Canisius	3	1						
									294 H	Canisius	3	2						
									LAST 10 GAMES						297 A	Iona	3	1
															165 N	Fairfield	1	3
															272 N	Niagara	3	0
															208 H	Siena	3	0
294 H	Canisius	3	2															
272 H	Niagara	3	0															
						297 H	Iona	3	1									
						257 A	Manhattan	3	2									
						297 A	Iona	3	1									
						284 H	Rider	3	1									
						300 A	Lafayette	2	3									
324 H	Saint Peter's	3	0															
						302 N	Texas Southern	3	1									

Non-Div. I Games:

Marist

RPI	S	Opponent	Score	
324	A	Saint Peter's	3	0
324	H	Saint Peter's	3	0
330	A	Quinnipiac	3	1
330	H	Quinnipiac	3	0

Marist

M
a
r
i
s
t

M
a
r
i
s
t

Average RPI Win:	245	WON-LOST	WINNING	LAST 10	STRENGTH OF	OPP. STRENGTH	TEAM	ADJ	CONF.	ADJ CONF.	
Average RPI Loss:	109	RECORD	PCT. RANK	GAMES	SCHEDULE	OF SCHEDULE	RPI	RPI	RPI	RPI	
DIV. I ONLY	15- 15	.5	160	3- 7	214	191	189	.48709	189	18	18
DIV. I NON-CONF.	9- 4	.69231	85	0- 0	280	232	171	.49701	171	16	15
<hr/>											
TOTALS	RPI 1-25	RPI 26-50		W-L RECORDS		RPI 51-100		RPI 101-150		RPI 150+	
15- 15	0- 0	0- 3		OVERALL		0- 5		3- 3		12- 4	
2- 6	0- 0	0- 1		HOME		0- 2		1- 1		1- 2	
6- 6	0- 0	0- 2		AWAY		0- 1		1- 0		5- 2	
7- 3	0- 0	0- 0		NEUTRAL		0- 1		1- 2		6- 0	
<hr/>											
9- 4	0- 0	0- 0		NON-CONFERENCE		0- 1		2- 2		7- 1	
0- 0	0- 0	0- 0		HOME		0- 0		0- 0		0- 0	
2- 1	0- 0	0- 0		AWAY		0- 0		1- 0		1- 1	
7- 3	0- 0	0- 0		NEUTRAL		0- 1		1- 2		6- 0	
<hr/>											
6- 11	0- 0	0- 3		CONFERENCE		0- 4		1- 1		5- 3	
2- 6	0- 0	0- 1		HOME		0- 2		1- 1		1- 2	
4- 5	0- 0	0- 2		AWAY		0- 2		0- 0		4- 1	
0- 0	0- 0	0- 0		NEUTRAL		0- 0		0- 0		0- 0	
<hr/>											
RPI S	Opponent	Score	RPI S	Opponent	Score	RPI S	Opponent	Score	RPI S	Opponent	Score
			35 A	Northern Ariz.	1 3	55 A	Idaho St.	0 3	104 N	Portland	3 0
			35 A	Northern Ariz.	0 3	55 H	Idaho St.	0 3	114 N	San Francisco	1 3
			35 H	Northern Ariz.	0 3	80 A	Sacramento St.	2 3	137 H	North Dakota	2 3
						80 H	Sacramento St.	0 3	138 N	UC Davis	0 3
						93 N	Gonzaga	0 3	142 A	Mississippi St.	3 0
									150 H	Northern Colo.	3 1
									174 A	Idaho	1 3
									193 H	Eastern Wash.	1 3
									201 A	Fresno St.	0 3
									216 A	Portland St.	3 0
									216 H	Portland St.	1 3
									235 N	Middle Tenn.	3 0
									249 N	La.-Monroe	3 0
									259 A	Montana	3 0
									261 A	Utah St.	3 1
									272 N	Niagara	3 0
									274 A	Weber St.	3 0
									274 H	Weber St.	3 1
									303 A	Montana St.	3 0
									306 N	Charleston So.	3 0
									310 N	Jackson St.	3 0
									326 N	Ark.-Pine Bluff	3 0
<hr/>											
LAST 10 GAMES											
			35 A	Northern Ariz.	0 3	55 A	Idaho St.	0 3			
			80 H	Sacramento St.	0 3	274 A	Weber St.	3 0			
			216 H	Portland St.	1 3	137 H	North Dakota	2 3			
			35 A	Northern Ariz.	1 3	150 H	Northern Colo.	3 1			
			174 A	Idaho	1 3	274 H	Weber St.	3 1			

Non-Div. I Games:

Southern Utah

Average RPI Win:	216	WON-LOST RECORD	WINNING PCT. RANK	LAST 10 GAMES	STRENGTH OF SCHEDULE	OPP. STRENGTH OF SCHEDULE	TEAM RPI	ADJ RPI	CONF. RPI	ADJ CONF. RPI		
DIV. I ONLY		14- 16	.46667	183	6- 4	176	204	189	.48569	190	16	16
DIV. I NON-CONF.		5- 7	.41667	204	0- 0	281	193	257	.42879	258	19	19
<hr/>												
TOTALS	RPI 1-25	RPI 26-50		W-L RECORDS		RPI 51-100		RPI 101-150		RPI 150+		
14- 16	0- 0	0- 0		OVERALL		1- 7		1- 2		12- 7		
4- 4	0- 0	0- 0		HOME		1- 1		0- 1		3- 2		
6- 9	0- 0	0- 0		AWAY		0- 5		1- 1		5- 3		
4- 3	0- 0	0- 0		NEUTRAL		0- 1		0- 0		4- 2		
<hr/>												
5- 7	0- 0	0- 0		NON-CONFERENCE		0- 3		0- 1		5- 3		
0- 0	0- 0	0- 0		HOME		0- 0		0- 0		0- 0		
2- 4	0- 0	0- 0		AWAY		0- 2		0- 1		2- 1		
3- 3	0- 0	0- 0		NEUTRAL		0- 1		0- 0		3- 2		
<hr/>												
9- 9	0- 0	0- 0		CONFERENCE		1- 4		1- 1		7- 4		
4- 4	0- 0	0- 0		HOME		1- 1		0- 1		3- 2		
4- 5	0- 0	0- 0		AWAY		0- 3		1- 0		3- 2		
1- 0	0- 0	0- 0		NEUTRAL		0- 0		0- 0		1- 0		
<hr/>												
RPI	S	Opponent	Score	RPI	S	Opponent	Score	RPI	S	Opponent	Score	
						56 N	Arkansas	1	3	117 A	Miami (OH)	0 3
						62 A	Xavier	0	3	123 A	Valparaiso	3 2
						69 A	Cleveland St.	0	3	123 H	Valparaiso	1 3
						69 A	Cleveland St.	2	3	168 A	Green Bay	3 2
						69 H	Cleveland St.	3	2	168 H	Green Bay	3 2
						88 A	Cincinnati	0	3	168 N	Green Bay	3 1
						98 A	Oakland	2	3	173 A	Milwaukee	0 3
						98 H	Oakland	0	3	173 H	Milwaukee	2 3
										195 N	Eastern Mich.	0 3
										226 A	Youngstown St.	3 2
										226 H	Youngstown St.	3 0
										228 A	Ill.-Chicago	3 1
										228 H	Ill.-Chicago	1 3
										229 A	Wright St.	0 3
										229 H	Wright St.	3 0
										239 A	Eastern Ky.	0 3
										247 N	Louisiana Tech	3 1
										260 A	Evansville	3 0
										280 N	IPFW	0 3
										289 A	SIUE	3 2
										310 N	Jackson St.	3 1
										313 N	Western Ill.	3 1
<hr/>												
LAST 10 GAMES												
						69 A	Cleveland St.	2	3	168 H	Green Bay	3 2
						168 N	Green Bay	3	1	173 H	Milwaukee	2 3
						98 A	Oakland	2	3	229 H	Wright St.	3 0
						69 A	Cleveland St.	0	3	123 A	Valparaiso	3 2
						226 A	Youngstown St.	3	2	228 A	Ill.-Chicago	3 1

Non-Div. I Games:

Northern Ky.

Average RPI Win: 208		WON-LOST	WINNING	LAST 10	STRENGTH OF		OPP. STRENGTH	TEAM	ADJ	CONF.	ADJ CONF.
Average RPI Loss: 134		RECORD	PCT. RANK	GAMES	SCHEDULE		OF SCHEDULE	RPI	RPI	RPI	RPI
DIV. I ONLY		15- 17	.46875	182	6- 4		206	150	191	.4838	191
DIV. I NON-CONF.		6- 8	.42857	192	0- 0		114	130	167	.499	167
TOTALS		RPI 1-25	RPI 26-50		W-L RECORDS		RPI 51-100		RPI 101-150		RPI 150+
15- 17	0- 0	0- 2		OVERALL		2- 5		3- 2		10- 8	
10- 2	0- 0	0- 0		HOME		1- 0		3- 0		6- 2	
2- 10	0- 0	0- 2		AWAY		0- 3		0- 2		2- 3	
3- 5	0- 0	0- 0		NEUTRAL		1- 2		0- 0		2- 3	
6- 8	0- 0	0- 1		NON-CONFERENCE		1- 2		2- 2		3- 3	
4- 0	0- 0	0- 0		HOME		0- 0		2- 0		2- 0	
0- 4	0- 0	0- 1		AWAY		0- 1		0- 2		0- 0	
2- 4	0- 0	0- 0		NEUTRAL		1- 1		0- 0		1- 3	
9- 9	0- 0	0- 1		CONFERENCE		1- 3		1- 0		7- 5	
6- 2	0- 0	0- 0		HOME		1- 0		1- 0		4- 2	
2- 6	0- 0	0- 1		AWAY		0- 2		0- 0		2- 3	
1- 1	0- 0	0- 0		NEUTRAL		0- 1		0- 0		1- 0	
RPI S	Opponent	Score	RPI S	Opponent	Score	RPI S	Opponent	Score	RPI S	Opponent	Score
			32 A	Purdue	0 3	51 A	Lipscomb	1 3	109 H	New Mexico	3 2
			50 A	Ohio	2 3	73 N	Pepperdine	0 3	112 A	Washington St.	0 3
						91 N	Fla. Atlantic	3 0	116 A	IUPUI	0 3
						92 A	Northern Ill.	0 3	117 H	Miami (OH)	3 0
						92 H	Northern Ill.	3 0	135 H	Albany (NY)	3 1
						96 A	Kent St.	2 3	158 A	Western Mich.	2 3
						96 N	Kent St.	0 3	158 H	Western Mich.	1 3
									171 H	Belmont	3 2
									186 N	South Dakota	2 3
									195 A	Eastern Mich.	1 3
									195 H	Eastern Mich.	1 3
									198 N	Utah Valley	0 3
									206 N	Notre Dame	0 3
									232 H	Buffalo	3 0
									232 N	Buffalo	3 1
									256 H	Bowling Green	3 0
									258 A	Central Mich.	1 3
									258 H	Central Mich.	3 2
									280 H	IPFW	3 2
									281 N	Morehead St.	3 1
									287 A	Toledo	3 2
									287 H	Toledo	3 0
									296 A	Akron	3 2
LAST 10 GAMES											
			96 N	Kent St.	0 3	158 A	Western Mich.	2 3			
			232 N	Buffalo	3 1	232 H	Buffalo	3 0			
			258 H	Central Mich.	3 2	287 H	Toledo	3 0			
			195 H	Eastern Mich.	1 3	256 H	Bowling Green	3 0			
			92 A	Northern Ill.	0 3	117 H	Miami (OH)	3 0			

Non-Div. I Games:

Ball St.

Average RPI Win:		258	WON-LOST RECORD		WINNING PCT. RANK		LAST 10 GAMES		STRENGTH OF SCHEDULE		OPP. STRENGTH OF SCHEDULE		TEAM RPI		ADJ RPI		CONF. RPI		ADJ CONF. RPI	
DIV. I ONLY			15- 18		.45455 196		5- 5		159		251		192		.48337 192		24		24	
DIV. I NON-CONF.			5- 9		.35714 242		0- 0		110		176		197		.47858 196		24		24	
TOTALS		RPI 1-25		RPI 26-50		W-L RECORDS		RPI 51-100		RPI 101-150		RPI 150+								
15- 18		0- 1		0- 1		OVERALL		0- 6		1- 2		14- 8								
9- 3		0- 0		0- 0		HOME		0- 1		1- 0		8- 2								
4- 8		0- 0		0- 1		AWAY		0- 2		0- 0		4- 5								
2- 7		0- 1		0- 0		NEUTRAL		0- 3		0- 2		2- 1								
5- 9		0- 1		0- 1		NON-CONFERENCE		0- 4		0- 2		5- 1								
4- 0		0- 0		0- 0		HOME		0- 0		0- 0		4- 0								
0- 4		0- 0		0- 1		AWAY		0- 2		0- 0		0- 1								
1- 5		0- 1		0- 0		NEUTRAL		0- 2		0- 2		1- 0								
10- 9		0- 0		0- 0		CONFERENCE		0- 2		1- 0		9- 7								
5- 3		0- 0		0- 0		HOME		0- 1		1- 0		4- 2								
4- 4		0- 0		0- 0		AWAY		0- 0		0- 0		4- 4								
1- 2		0- 0		0- 0		NEUTRAL		0- 1		0- 0		1- 1								
RPI	S	Opponent		Score		RPI	S	Opponent		Score		RPI	S	Opponent		Score				
8	N	Kansas		0 3		48	A	Wyoming		2 3		55	N	Idaho St.		0 3				
												56	A	Arkansas		0 3				
												68	H	A&M-Corpus Christi		1 3				
												68	N	A&M-Corpus Christi		0 3				
												73	N	Pepperdine		0 3				
												89	A	Ole Miss		1 3				
												122	N	Army West Point		1 3				
												136	N	Samford		2 3				
												140	H	Central Ark.		3 2				
												163	A	South Ala.		0 3				
												166	A	Stephen F. Austin		2 3				
												183	H	Houston Baptist		3 0				
												183	N	Houston Baptist		1 3				
												196	A	Sam Houston St.		3 2				
												218	A	Lamar		1 3				
												225	H	Abilene Christian		1 3				
												246	A	Southeastern La.		3 1				
												246	H	Southeastern La.		2 3				
												248	A	New Orleans		1 3				
												248	H	New Orleans		3 1				
												248	N	New Orleans		3 1				
												269	N	UT Martin		3 2				
												276	A	Incarnate Word		2 3				
												276	H	Incarnate Word		3 2				
												278	A	Northwestern St.		3 0				
												282	A	Nicholls St.		3 0				
												282	H	Nicholls St.		3 1				
												290	H	La.-Lafayette		3 0				
												302	H	Texas Southern		3 0				
												310	H	Jackson St.		3 1				
												321	H	Prairie View		3 0				
LAST 10 GAMES																				
						68	N	A&M-Corpus Christi		0 3		225	H	Abilene Christian		1 3				
						248	N	New Orleans		3 1		246	A	Southeastern La.		3 1				
						282	H	Nicholls St.		3 1		248	A	New Orleans		1 3				
						248	H	New Orleans		3 1		276	A	Incarnate Word		2 3				
						276	H	Incarnate Word		3 2		68	H	A&M-Corpus Christi		1 3				

Non-Div. I Games:

McNeese St.

Average RPI Win:		221	WON-LOST RECORD		WINNING PCT. RANK		LAST 10 GAMES		STRENGTH OF SCHEDULE		OPP. STRENGTH OF SCHEDULE		TEAM RPI		ADJ RPI		CONF. RPI		ADJ CONF. RPI				
DIV. I ONLY			13- 14		.48148 180		2- 8		223		164		193		.48332 193		18		18				
DIV. I NON-CONF.			4- 6		.4 216		0- 0		179		164		204		.46888 204		16		15				
TOTALS		RPI 1-25		RPI 26-50		W-L RECORDS		RPI 51-100		RPI 101-150		RPI 150+											
13- 14		0- 1		0- 2		OVERALL		1- 2		2- 3		10- 6											
6- 2		0- 0		0- 1		HOME		1- 0		2- 0		3- 1											
5- 7		0- 0		0- 1		AWAY		0- 1		0- 2		5- 3											
2- 5		0- 1		0- 0		NEUTRAL		0- 1		0- 1		2- 2											
4- 6		0- 1		0- 1		NON-CONFERENCE		0- 0		0- 1		4- 3											
0- 0		0- 0		0- 0		HOME		0- 0		0- 0		0- 0											
2- 2		0- 0		0- 1		AWAY		0- 0		0- 0		2- 1											
2- 4		0- 1		0- 0		NEUTRAL		0- 0		0- 1		2- 2											
9- 8		0- 0		0- 1		CONFERENCE		1- 2		2- 2		6- 3											
6- 2		0- 0		0- 1		HOME		1- 0		2- 0		3- 1											
3- 5		0- 0		0- 0		AWAY		0- 1		0- 2		3- 2											
0- 1		0- 0		0- 0		NEUTRAL		0- 1		0- 0		0- 0											
RPI	S	Opponent		Score		RPI	S	Opponent		Score		RPI	S	Opponent		Score							
5	N	Florida		1 3		26	A	Hawaii		1 3		55	A	Idaho St.		0 3							
						35	H	Northern Ariz.		0 3		55	N	Idaho St.		2 3							
												80	H	Sacramento St.		3 1							
												137	A	North Dakota		2 3							
												137	H	North Dakota		3 0							
												148	N	San Diego St.		0 3							
												150	A	Northern Colo.		2 3							
												150	H	Northern Colo.		3 0							
												153	N	Seattle		0 3							
												174	A	Idaho		1 3							
												174	H	Idaho		3 0							
												176	N	Nevada		0 3							
												184	A	California		0 3							
												189	A	Southern Utah		3 1							
												216	H	Portland St.		3 1							
												246	A	Southeastern La.		3 1							
												248	A	New Orleans		3 0							
												254	N	Providence		3 0							
												259	A	Montana		2 3							
												259	H	Montana		1 3							
												274	A	Weber St.		3 0							
												299	N	La Salle		3 0							
												303	A	Montana St.		3 1							
												303	H	Montana St.		3 2							
LAST 10 GAMES																							
55 N Idaho St.						2 3						303 H Montana St.						3 2					
137 A North Dakota						2 3						259 H Montana						1 3					
150 A Northern Colo.						2 3						274 A Weber St.						3 0					
174 A Idaho						1 3						55 A Idaho St.						0 3					
35 H Northern Ariz.						0 3						259 A Montana						2 3					

Non-Div. I Games:	Corban	3	0
-------------------	--------	---	---

Eastern Wash.

Average RPI Win:	279	WON-LOST RECORD	WINNING PCT. RANK	LAST 10 GAMES	STRENGTH OF SCHEDULE	OPP. STRENGTH OF SCHEDULE	TEAM RPI	ADJ RPI	CONF. RPI	ADJ CONF. RPI				
DIV. I ONLY		14- 17	.45161 198	5- 5	133	296	195	.48074 194	26	26				
DIV. I NON-CONF.		6- 8	.42857 192	0- 0	165	309	212	.46415 212	27	27				
<hr/>														
TOTALS	RPI 1-25	RPI 26-50		W-L RECORDS	RPI 51-100		RPI 101-150		RPI 150+					
14- 17	0- 0	0- 0		OVERALL	0- 7		0- 3		14- 7					
5- 6	0- 0	0- 0		HOME	0- 3		0- 0		5- 3					
5- 7	0- 0	0- 0		AWAY	0- 1		0- 2		5- 4					
4- 4	0- 0	0- 0		NEUTRAL	0- 3		0- 1		4- 0					
<hr/>														
6- 8	0- 0	0- 0		NON-CONFERENCE	0- 4		0- 3		6- 1					
2- 2	0- 0	0- 0		HOME	0- 2		0- 0		2- 0					
1- 3	0- 0	0- 0		AWAY	0- 0		0- 2		1- 1					
3- 3	0- 0	0- 0		NEUTRAL	0- 2		0- 1		3- 0					
<hr/>														
8- 9	0- 0	0- 0		CONFERENCE	0- 3		0- 0		8- 6					
3- 4	0- 0	0- 0		HOME	0- 1		0- 0		3- 3					
4- 4	0- 0	0- 0		AWAY	0- 1		0- 0		4- 3					
1- 1	0- 0	0- 0		NEUTRAL	0- 1		0- 0		1- 0					
<hr/>														
RPI S	Opponent	Score	RPI S	Opponent	Score	RPI S	Opponent	Score	RPI S	Opponent	Score			
						57 H	UNCW	0 3	107 N	Tennessee	0 3			
						68 N	A&M-Corpus Christi	0 3	121 A	Texas-Arlington	0 3			
						80 H	Sacramento St.	1 3	138 A	North Florida	1 3			
						81 A	Coastal Caro.	0 3	151 A	North Carolina St.	0 3			
						81 H	Coastal Caro.	1 3	167 A	Liberty	3 2			
						81 N	Coastal Caro.	0 3	167 H	Liberty	2 3			
						91 N	Fla. Atlantic	0 3	181 A	High Point	2 3			
									181 A	High Point	3 0			
									181 H	High Point	1 3			
									219 A	Radford	2 3			
									219 H	Radford	1 3			
									219 N	Radford	3 1			
									236 H	Winthrop	3 2			
									241 A	UNC Asheville	1 3			
									255 N	Bethune-Cookman	3 0			
									306 A	Charleston So.	3 1			
									306 H	Charleston So.	3 0			
									309 H	Presbyterian	3 0			
									311 A	Gardner-Webb	3 1			
									319 H	Norfolk St.	3 0			
			320 A	N.C. A&T	3 0									
			LAST 10 GAMES											
			81 N	Coastal Caro.	0 3							167 A	Liberty	3 2
			219 N	Radford	3 1							219 A	Radford	2 3
			181 A	High Point	3 0							241 A	UNC Asheville	1 3
			306 H	Charleston So.	3 0							311 A	Gardner-Webb	3 1
			81 H	Coastal Caro.	1 3	181 H	High Point	1 3						

Non-Div. I Games:

Campbell

Average RPI Win: 209		WON-LOST	WINNING	LAST 10	STRENGTH OF		OPP. STRENGTH	TEAM	ADJ	CONF.	ADJ CONF.
Average RPI Loss: 132		RECORD	PCT. RANK	GAMES	SCHEDULE		OF SCHEDULE	RPI	RPI	RPI	RPI
DIV. I ONLY		14- 16	.46667	183	216		141	194	.48056	195	20
DIV. I NON-CONF.		8- 5	.61538	125	113		90	96	.54863	100	14
TOTALS		RPI 1-25	RPI 26-50		W-L RECORDS		RPI 51-100		RPI 101-150		RPI 150+
14- 16	0- 1	0- 1		OVERALL		1- 6		2- 2		11- 6	
3- 5	0- 0	0- 1		HOME		0- 1		0- 0		3- 3	
5- 8	0- 1	0- 0		AWAY		1- 3		1- 2		3- 2	
6- 3	0- 0	0- 0		NEUTRAL		0- 2		1- 0		5- 1	
8- 5	0- 1	0- 0		NON-CONFERENCE		1- 3		2- 1		5- 0	
0- 0	0- 0	0- 0		HOME		0- 0		0- 0		0- 0	
2- 3	0- 1	0- 0		AWAY		1- 1		1- 1		0- 0	
6- 2	0- 0	0- 0		NEUTRAL		0- 2		1- 0		5- 0	
6- 11	0- 0	0- 1		CONFERENCE		0- 3		0- 1		6- 6	
3- 5	0- 0	0- 1		HOME		0- 1		0- 0		3- 3	
3- 5	0- 0	0- 0		AWAY		0- 2		0- 1		3- 2	
0- 1	0- 0	0- 0		NEUTRAL		0- 0		0- 0		0- 1	
RPI S	Opponent	Score		RPI S	Opponent	Score		RPI S	Opponent	Score	
25 A	Dayton	0 3		50 H	Ohio	0 3		62 A	Xavier	1 3	
								65 N	Illinois St.	1 3	
								88 A	Cincinnati	3 0	
								92 A	Northern Ill.	0 3	
								92 H	Northern Ill.	0 3	
								96 A	Kent St.	1 3	
								99 N	Murray St.	2 3	
								116 A	IUPUI	3 0	
								117 A	Miami (OH)	1 3	
								131 N	Jacksonville	3 0	
								146 A	Indiana St.	1 3	
								158 A	Western Mich.	1 3	
								158 H	Western Mich.	1 3	
								158 N	Western Mich.	2 3	
								178 N	West Virginia	3 1	
								190 N	Northern Ky.	3 0	
								191 A	Ball St.	3 1	
								191 H	Ball St.	3 1	
								209 N	Charlotte	3 0	
								232 H	Buffalo	2 3	
								256 A	Bowling Green	3 2	
								258 A	Central Mich.	1 3	
								258 H	Central Mich.	3 1	
								269 N	UT Martin	3 2	
								280 N	IPFW	3 1	
								287 A	Toledo	3 2	
								287 H	Toledo	3 0	
								296 H	Akron	1 3	
				LAST 10 GAMES							
				158 N	Western Mich.	2 3		158 H	Western Mich.	1 3	
				287 A	Toledo	3 2		92 H	Northern Ill.	0 3	
				191 A	Ball St.	3 1		296 H	Akron	1 3	
				96 A	Kent St.	1 3		232 H	Buffalo	2 3	
				258 A	Central Mich.	1 3		256 A	Bowling Green	3 2	

Non-Div. I Games:

Eastern Mich.

Average RPI Win:	254	WON-LOST	WINNING	LAST 10		STRENGTH OF	OPP. STRENGTH	TEAM	ADJ	CONF.	ADJ CONF.			
Average RPI Loss:	124	RECORD	PCT. RANK	GAMES		SCHEDULE	OF SCHEDULE	RPI	RPI	RPI	RPI			
DIV. I ONLY		14- 18	.4375	202	4- 6	173	207	196	.47942	196	24	24		
DIV. I NON-CONF.		6- 8	.42857	192	0- 0	131	147	180	.49028	180	24	24		
<hr/>														
TOTALS	RPI 1-25	RPI 26-50		W-L RECORDS		RPI 51-100		RPI 101-150		RPI 150+				
14- 18	0- 1	0- 1		OVERALL		0- 7		1- 2		13- 7				
7- 6	0- 0	0- 0		HOME		0- 2		0- 2		7- 2				
4- 8	0- 0	0- 1		AWAY		0- 3		1- 0		3- 4				
3- 4	0- 1	0- 0		NEUTRAL		0- 2		0- 0		3- 1				
<hr/>														
6- 8	0- 1	0- 1		NON-CONFERENCE		0- 5		0- 1		6- 0				
3- 2	0- 0	0- 0		HOME		0- 1		0- 1		3- 0				
0- 3	0- 0	0- 1		AWAY		0- 2		0- 0		0- 0				
3- 3	0- 1	0- 0		NEUTRAL		0- 2		0- 0		3- 0				
<hr/>														
8- 10	0- 0	0- 0		CONFERENCE		0- 2		1- 1		7- 7				
4- 4	0- 0	0- 0		HOME		0- 1		0- 1		4- 2				
4- 5	0- 0	0- 0		AWAY		0- 1		1- 0		3- 4				
0- 1	0- 0	0- 0		NEUTRAL		0- 0		0- 0		0- 1				
<hr/>														
RPI	S	Opponent	Score		RPI	S	Opponent	Score		RPI	S	Opponent	Score	
3	N	Minnesota	0	3	49	A	Baylor	2	3	66	N	Colorado	0	3
					67	H	UTSA	2	3	105	H	Texas St.	0	3
					68	A	A&M-Corpus Christi	0	3	140	A	Central Ark.	3	0
					68	H	A&M-Corpus Christi	2	3	140	H	Central Ark.	0	3
					74	A	Rice	2	3	166	H	Stephen F. Austin	0	3
					84	A	Col. of Charleston	0	3	183	A	Houston Baptist	0	3
					100	N	Cal Poly	0	3	183	H	Houston Baptist	3	1
										183	N	Houston Baptist	0	3
										192	H	McNeese St.	2	3
										218	A	Lamar	2	3
										218	H	Lamar	3	1
										221	N	Bryant	3	1
										225	A	Abilene Christian	2	3
										233	H	Tulane	3	0
										246	A	Southeastern La.	3	0
					248	A	New Orleans	0	3					
					276	A	Incarnate Word	3	0					
					278	A	Northwestern St.	3	2					
					278	H	Northwestern St.	3	0					
					282	H	Nicholls St.	3	0					
					286	N	Coppin St.	3	0					
					290	N	La.-Lafayette	3	0					
					303	H	Montana St.	3	1					
					321	H	Prairie View	3	0					
<hr/>														
LAST 10 GAMES														
183 N Houston Baptist					0	3	246 A Southeastern La.					3	0	
140 A Central Ark.					3	0	68 A A&M-Corpus Christi					0	3	
183 H Houston Baptist					3	1	183 A Houston Baptist					0	3	
68 H A&M-Corpus Christi					2	3	278 H Northwestern St.					3	0	
248 A New Orleans					0	3	166 H Stephen F. Austin					0	3	

Non-Div. I Games:

Sam Houston St.

Average RPI Win: 238		WON-LOST RECORD		WINNING PCT. RANK		LAST 10 GAMES		STRENGTH OF SCHEDULE		OPP. STRENGTH OF SCHEDULE		TEAM RPI		ADJ RPI		CONF. RPI		ADJ CONF. RPI	
DIV. I ONLY		13- 13		.5 160		4- 6		240		231		197		.47937 197		23		23	
DIV. I NON-CONF.		6- 6		.5 162		0- 0		209		190		191		.48171 190		23		23	
TOTALS		RPI 1-25		RPI 26-50		W-L RECORDS		RPI 51-100		RPI 101-150		RPI 150+							
13- 13		0- 0		0- 1		OVERALL		0- 2		1- 4		12- 6							
5- 7		0- 0		0- 1		HOME		0- 1		0- 2		5- 3							
5- 4		0- 0		0- 0		AWAY		0- 1		1- 1		4- 2							
3- 2		0- 0		0- 0		NEUTRAL		0- 0		0- 1		3- 1							
6- 6		0- 0		0- 1		NON-CONFERENCE		0- 2		0- 1		6- 2							
2- 3		0- 0		0- 1		HOME		0- 1		0- 0		2- 1							
1- 1		0- 0		0- 0		AWAY		0- 1		0- 0		1- 0							
3- 2		0- 0		0- 0		NEUTRAL		0- 0		0- 1		3- 1							
7- 7		0- 0		0- 0		CONFERENCE		0- 0		1- 3		6- 4							
3- 4		0- 0		0- 0		HOME		0- 0		0- 2		3- 2							
4- 3		0- 0		0- 0		AWAY		0- 0		1- 1		3- 2							
0- 0		0- 0		0- 0		NEUTRAL		0- 0		0- 0		0- 0							
RPI S	Opponent	Score		RPI S	Opponent	Score		RPI S	Opponent	Score		RPI S	Opponent	Score					
				43 H	Villanova	0	3	71 A	Temple	0	3	102 N	Maryland	2	3				
								82 H	Towson	1	3	145 A	Harvard	0	3				
												145 H	Harvard	0	3				
												149 A	Princeton	3	1				
												149 H	Princeton	1	3				
												157 A	Dartmouth	3	0				
												157 H	Dartmouth	3	0				
												159 A	Yale	1	3				
												159 H	Yale	1	3				
												165 H	Fairfield	3	1				
												179 H	Delaware	1	3				
												220 N	Western Caro.	3	2				
												227 N	George Mason	2	3				
												230 N	Howard	3	0				
												252 A	Brown	0	3				
												252 H	Brown	3	0				
												264 A	Columbia	3	0				
												264 H	Columbia	1	3				
												288 A	Cornell	3	2				
												288 H	Cornell	3	1				
												298 A	NJIT	3	0				
												299 N	La Salle	3	0				
												322 H	Delaware St.	3	0				
				LAST 10 GAMES															
				288 A	Cornell	3	2	145 H	Harvard	0	3	322 H	Delaware St.	3	0				
				264 A	Columbia	3	0	149 H	Princeton	1	3								
				159 H	Yale	1	3	252 A	Brown	0	3								
				252 H	Brown	3	0	159 A	Yale	1	3								
				157 H	Dartmouth	3	0	264 H	Columbia	1	3								

Non-Div. I Games:

Penn

Average RPI Win: 237		WON-LOST RECORD		WINNING PCT. RANK		LAST 10 GAMES		STRENGTH OF SCHEDULE		OPP. STRENGTH OF SCHEDULE		TEAM RPI		ADJ RPI		CONF. RPI		ADJ CONF. RPI					
DIV. I ONLY		14- 14		.5 160		6- 4		261		172		198		.47923 198		22		22					
DIV. I NON-CONF.		5- 8		.38462 228		1- 0		202		124		221		.46133 220		20		20					
TOTALS		RPI 1-25		RPI 26-50		W-L RECORDS		RPI 51-100		RPI 101-150		RPI 150+											
14- 14		0- 1		0- 0		OVERALL		0- 5		1- 3		13- 5											
6- 2		0- 1		0- 0		HOME		0- 1		1- 0		5- 0											
4- 9		0- 0		0- 0		AWAY		0- 3		0- 3		4- 3											
4- 3		0- 0		0- 0		NEUTRAL		0- 1		0- 0		4- 2											
5- 8		0- 1		0- 0		NON-CONFERENCE		0- 3		0- 2		5- 2											
0- 1		0- 1		0- 0		HOME		0- 0		0- 0		0- 0											
1- 5		0- 0		0- 0		AWAY		0- 2		0- 2		1- 1											
4- 2		0- 0		0- 0		NEUTRAL		0- 1		0- 0		4- 1											
9- 6		0- 0		0- 0		CONFERENCE		0- 2		1- 1		8- 3											
6- 1		0- 0		0- 0		HOME		0- 1		1- 0		5- 0											
3- 4		0- 0		0- 0		AWAY		0- 1		0- 1		3- 2											
0- 1		0- 0		0- 0		NEUTRAL		0- 0		0- 0		0- 1											
RPI	S	Opponent		Score		RPI	S	Opponent		Score		RPI	S	Opponent		Score							
15	H	BYU		0 3								112	A	Washington St.		1 3							
												125	A	North Dakota St.		0 3							
												130	A	CSU Bakersfield		2 3							
												130	H	CSU Bakersfield		3 1							
												153	A	Seattle		0 3							
												153	H	Seattle		3 0							
												162	A	UMKC		2 3							
												162	H	UMKC		3 1							
												173	N	Milwaukee		3 0							
												191	N	Ball St.		3 0							
												212	N	UC Santa Barbara		0 3							
												251	A	UTRGV		3 1							
												251	H	UTRGV		3 1							
												251	N	UTRGV		0 3							
												261	A	Utah St.		2 3							
												274	A	Weber St.		3 0							
												276	N	Incarnate Word		3 1							
												279	A	Grand Canyon		3 1							
												279	H	Grand Canyon		3 1							
												281	N	Morehead St.		3 0							
												308	A	Chicago St.		3 0							
												308	H	Chicago St.		3 0							
LAST 10 GAMES																							
251 N UTRGV						0 3						279 A Grand Canyon						3 1					
64 H New Mexico St.						0 3						274 A Weber St.						3 0					
251 H UTRGV						3 1						308 H Chicago St.						3 0					
153 A Seattle						0 3						162 H UMKC						3 1					
130 A CSU Bakersfield						2 3						251 A UTRGV						3 1					

Non-Div. I Games:

Utah Valley

Average RPI Win: 284		WON-LOST RECORD		WINNING PCT. RANK		LAST 10 GAMES		STRENGTH OF SCHEDULE		OPP. STRENGTH OF SCHEDULE		TEAM RPI		ADJ RPI		CONF. RPI		ADJ CONF. RPI	
DIV. I ONLY		12- 16		.42857 207		6- 4		162		229		199		.4782 199		25		25	
DIV. I NON-CONF.		2- 9		.18182 294		0- 0		148		101		260		.42773 259		25		26	
TOTALS		RPI 1-25		RPI 26-50		W-L RECORDS		RPI 51-100		RPI 101-150		RPI 150+							
12- 16		0- 2		0- 1		OVERALL		0- 4		0- 3		12- 6							
5- 6		0- 0		0- 0		HOME		0- 1		0- 2		5- 3							
5- 7		0- 1		0- 1		AWAY		0- 2		0- 1		5- 2							
2- 3		0- 1		0- 0		NEUTRAL		0- 1		0- 0		2- 1							
2- 9		0- 2		0- 1		NON-CONFERENCE		0- 1		0- 1		2- 4							
0- 3		0- 0		0- 0		HOME		0- 0		0- 1		0- 2							
0- 3		0- 1		0- 1		AWAY		0- 0		0- 0		0- 1							
2- 3		0- 1		0- 0		NEUTRAL		0- 1		0- 0		2- 1							
10- 7		0- 0		0- 0		CONFERENCE		0- 3		0- 2		10- 2							
5- 3		0- 0		0- 0		HOME		0- 1		0- 1		5- 1							
5- 4		0- 0		0- 0		AWAY		0- 2		0- 1		5- 1							
0- 0		0- 0		0- 0		NEUTRAL		0- 0		0- 0		0- 0							
RPI S	Opponent		Score		RPI S	Opponent		Score		RPI S	Opponent		Score		RPI S	Opponent		Score	
4 A	Wisconsin		0	3	47 A	Pittsburgh		0	3	77 A	American		0	3	122 A	Army West Point		1	3
16 N	Western Ky.		0	3						77 A	American		0	3	122 H	Army West Point		1	3
										77 H	American		2	3	135 H	Albany (NY)		0	3
										84 N	Col. of Charleston		2	3	152 A	Lehigh		0	3
															152 H	Lehigh		1	3
															159 H	Yale		0	3
															177 A	Duquesne		0	3
															203 H	Rutgers		0	3
															226 N	Youngstown St.		1	3
															234 A	Bucknell		3	0
															234 H	Bucknell		3	0
															254 N	Providence		3	2
															264 A	Navy		3	2
															264 H	Navy		3	0
															300 A	Lafayette		3	0
															300 H	Lafayette		3	0
															307 A	Loyola Maryland		3	0
															307 H	Loyola Maryland		3	1
															312 A	Holy Cross		3	0
															312 H	Holy Cross		3	1
															322 N	Delaware St.		3	0
LAST 10 GAMES																			
77 A	American		0	3	152 H	Lehigh		1	3										
300 H	Lafayette		3	0	122 A	Army West Point		1	3										
307 A	Loyola Maryland		3	0	312 A	Holy Cross		3	0										
77 A	American		0	3	300 A	Lafayette		3	0										
264 H	Navy		3	0	234 H	Bucknell		3	0										

Non-Div. I Games:

Colgate

U
T
E
P

UTEP				Through Games Of Though Nov. 22, 2015											
Average RPI Win: 240		WON-LOST RECORD	WINNING PCT. RANK		LAST 10 GAMES	STRENGTH OF SCHEDULE	OPP. STRENGTH OF SCHEDULE	TEAM RPI	ADJ RPI		CONF. RPI	ADJ CONF. RPI			
Average RPI Loss: 99															
DIV. I ONLY		9- 22	.29032	274	2- 8	82	130	200	.47747	200	11	11			
DIV. I NON-CONF.		6- 9	.4	216	0- 1	108	170	179	.49035	179	12	12			
TOTALS		RPI 1-25		RPI 26-50		W-L RECORDS		RPI 51-100		RPI 101-150		RPI 150+			
9- 22	0- 2			0- 2	OVERALL			0- 10			0- 2	9- 6			
5- 8	0- 1			0- 0	HOME			0- 5			0- 0	5- 2			
1- 12	0- 1			0- 1	AWAY			0- 4			0- 1	1- 3			
3- 2	0- 0			0- 0	NEUTRAL			0- 0			0- 1	3- 1			
6- 9	0- 0			0- 2	NON-CONFERENCE			0- 3			0- 1	6- 3			
2- 3	0- 0			0- 0	HOME			0- 2			0- 0	2- 1			
1- 4	0- 0			0- 2	AWAY			0- 1			0- 0	1- 1			
3- 2	0- 0			0- 0	NEUTRAL			0- 0			0- 1	3- 1			
3- 13	0- 2			0- 0	CONFERENCE			0- 7			0- 1	3- 3			
3- 5	0- 1			0- 0	HOME			0- 3			0- 0	3- 1			
0- 8	0- 1			0- 0	AWAY			0- 4			0- 1	0- 2			
0- 0	0- 0			0- 0	NEUTRAL			0- 0			0- 0	0- 0			
RPI S	Opponent	Score		RPI S	Opponent	Score		RPI S	Opponent	Score		RPI S	Opponent	Score	
16 A	Western Ky.	0	3	27 A	SMU	1	3	59 H	Oklahoma	0	3	115 A	Southern Miss.	2	3
16 H	Western Ky.	0	3	46 A	TCU	0	3	64 A	New Mexico St.	0	3	134 N	Memphis	1	3
								67 A	UTSA	0	3	154 A	FIU	0	3
								67 H	UTSA	0	3	156 H	Marshall	2	3
								74 A	Rice	2	3	163 N	South Ala.	3	2
								74 H	Rice	0	3	170 H	Texas Tech	0	3
								83 H	Denver	2	3	171 A	Belmont	1	3
								86 A	North Texas	1	3	205 H	Robert Morris	3	1
								86 H	North Texas	0	3	209 A	Charlotte	1	3
								91 A	Fla. Atlantic	0	3	210 N	DePaul	2	3
												225 N	Abilene Christian	3	1
												235 H	Middle Tenn.	3	1
												247 H	Louisiana Tech	3	0
												252 H	Brown	3	2
												263 N	Southeast Mo. St.	3	2
												275 A	Bradley	3	0
												292 H	UAB	3	1
				LAST 10 GAMES											
				16 A	Western Ky.	0	3	86 A	North Texas	1	3				
				74 A	Rice	2	3	67 A	UTSA	0	3				
				247 H	Louisiana Tech	3	0	115 A	Southern Miss.	2	3				
				292 H	UAB	3	1	64 A	New Mexico St.	0	3				
				16 H	Western Ky.	0	3	74 H	Rice	0	3				

U
T
E
P

Non-Div. I Games:

UTEP

Average RPI Win: 223		WON-LOST	WINNING	LAST 10	STRENGTH OF		OPP. STRENGTH	TEAM	ADJ	CONF.	ADJ CONF.
Average RPI Loss: 119		RECORD	PCT. RANK	GAMES	SCHEDULE		OF SCHEDULE	RPI	RPI	RPI	RPI
DIV. I ONLY		14- 17	.45161 198	3- 7	225		136	202	.4772 201	10	10
DIV. I NON-CONF.		8- 6	.57143 141	0- 0	206		192	165	.50033 164	10	10
TOTALS		RPI 1-25	RPI 26-50	W-L RECORDS	RPI 51-100		RPI 101-150	RPI 150+			
14- 17	0- 0		0- 4	OVERALL	0- 3		1- 6	13- 4			
9- 8	0- 0		0- 2	HOME	0- 2		1- 3	8- 1			
3- 7	0- 0		0- 2	AWAY	0- 0		0- 2	3- 3			
2- 2	0- 0		0- 0	NEUTRAL	0- 1		0- 1	2- 0			
8- 6	0- 0		0- 0	NON-CONFERENCE	0- 3		1- 2	7- 1			
5- 3	0- 0		0- 0	HOME	0- 2		1- 1	4- 0			
1- 1	0- 0		0- 0	AWAY	0- 0		0- 0	1- 1			
2- 2	0- 0		0- 0	NEUTRAL	0- 1		0- 1	2- 0			
6- 11	0- 0		0- 4	CONFERENCE	0- 0		0- 4	6- 3			
4- 5	0- 0		0- 2	HOME	0- 0		0- 2	4- 1			
2- 6	0- 0		0- 2	AWAY	0- 0		0- 2	2- 2			
0- 0	0- 0		0- 0	NEUTRAL	0- 0		0- 0	0- 0			
RPI S	Opponent	Score	RPI S	Opponent	Score	RPI S	Opponent	Score	RPI S	Opponent	Score
			31 A	Colorado St.	0 3	80 H	Sacramento St.	1 3	104 H	Portland	1 3
			45 A	Boise St.	2 3	99 N	Murray St.	0 3	109 A	New Mexico	0 3
			45 H	Boise St.	2 3	100 H	Cal Poly	2 3	109 H	New Mexico	0 3
			48 H	Wyoming	1 3				124 N	St. John's (NY)	1 3
									138 H	UC Davis	3 0
									148 A	San Diego St.	0 3
									148 H	San Diego St.	2 3
									155 H	UNLV	3 2
									176 A	Nevada	1 3
									176 H	Nevada	3 0
									187 A	St. Mary's (CA)	0 3
									189 H	Southern Utah	3 0
									202 A	Air Force	3 0
									202 H	Air Force	3 0
									220 A	Western Caro.	3 0
									231 A	San Jose St.	1 3
									231 H	San Jose St.	2 3
									237 H	UC Riverside	3 0
									255 N	Bethune-Cookman	3 0
									258 H	Central Mich.	3 0
									261 A	Utah St.	3 1
									261 H	Utah St.	3 0
									268 N	Georgia St.	3 2
									304 H	Cal St. Fullerton	3 1
			LAST 10 GAMES								
			31 A	Colorado St.	0 3	148 A	San Diego St.	0 3			
			48 H	Wyoming	1 3	261 H	Utah St.	3 0			
			109 H	New Mexico	0 3	45 H	Boise St.	2 3			
			202 H	Air Force	3 0	231 A	San Jose St.	1 3			
			176 A	Nevada	1 3	155 H	UNLV	3 2			

Non-Div. I Games:

Fresno St.

Average RPI Win:	218	WON-LOST	WINNING	LAST 10	STRENGTH OF	OPP. STRENGTH	TEAM	ADJ	CONF.	ADJ CONF.		
Average RPI Loss:	112	RECORD	PCT. RANK	GAMES	SCHEDULE	OF SCHEDULE	RPI	RPI	RPI	RPI		
DIV. I ONLY		12- 20	.375	232	3- 7	143	135	203	.47687	202	10	10
DIV. I NON-CONF.		7- 8	.46667	180	0- 0	171	160	184	.4881	184	10	10
<hr/>												
TOTALS	RPI 1-25	RPI 26-50		W-L RECORDS		RPI 51-100		RPI 101-150		RPI 150+		
12- 20	0- 0	0- 7		OVERALL		0- 3		3- 3		9- 7		
7- 8	0- 0	0- 4		HOME		0- 1		1- 0		6- 3		
3- 9	0- 0	0- 2		AWAY		0- 2		1- 1		2- 4		
2- 3	0- 0	0- 1		NEUTRAL		0- 0		1- 2		1- 0		
<hr/>												
7- 8	0- 0	0- 2		NON-CONFERENCE		0- 3		1- 2		6- 1		
4- 3	0- 0	0- 1		HOME		0- 1		0- 0		4- 1		
1- 2	0- 0	0- 0		AWAY		0- 2		0- 0		1- 0		
2- 3	0- 0	0- 1		NEUTRAL		0- 0		1- 2		1- 0		
<hr/>												
5- 12	0- 0	0- 5		CONFERENCE		0- 0		2- 1		3- 6		
3- 5	0- 0	0- 3		HOME		0- 0		1- 0		2- 2		
2- 7	0- 0	0- 2		AWAY		0- 0		1- 1		1- 4		
0- 0	0- 0	0- 0		NEUTRAL		0- 0		0- 0		0- 0		
<hr/>												
RPI S	Opponent	Score	RPI S	Opponent	Score	RPI S	Opponent	Score	RPI S	Opponent	Score	
			31 A	Colorado St.	0 3	64 H	New Mexico St.	1 3	109 A	New Mexico	0 3	
			31 H	Colorado St.	1 3	66 A	Colorado	0 3	121 N	Texas-Arlington	0 3	
			33 H	Arizona St.	0 3	83 A	Denver	1 3	122 N	Army West Point	2 3	
			43 N	Villanova	1 3				145 N	Harvard	3 0	
			45 H	Boise St.	1 3				148 A	San Diego St.	3 2	
			48 A	Wyoming	0 3				148 H	San Diego St.	3 1	
			48 H	Wyoming	2 3				155 A	UNLV	0 3	
									155 H	UNLV	3 0	
									176 A	Nevada	0 3	
									176 H	Nevada	2 3	
									184 N	California	3 2	
									201 A	Fresno St.	0 3	
									201 H	Fresno St.	0 3	
									227 H	George Mason	3 0	
									231 A	San Jose St.	0 3	
									231 H	San Jose St.	3 1	
									259 H	Montana	2 3	
									261 A	Utah St.	3 1	
									264 A	Navy	3 1	
									270 H	Northeastern	3 1	
									274 H	Weber St.	3 2	
									303 H	Montana St.	3 2	
			LAST 10 GAMES									
			261 A	Utah St.	3 1	31 H	Colorado St.	1 3				
			45 H	Boise St.	1 3	231 H	San Jose St.	3 1				
			155 A	UNLV	0 3	109 A	New Mexico	0 3				
			201 A	Fresno St.	0 3	176 A	Nevada	0 3				
			48 H	Wyoming	2 3	148 A	San Diego St.	3 2				

Non-Div. I Games:

Air Force

Average RPI Win: 192		WON-LOST	WINNING	LAST 10	STRENGTH OF		OPP. STRENGTH	TEAM	ADJ		CONF.	ADJ CONF.
Average RPI Loss: 66		RECORD	PCT. RANK	GAMES	SCHEDULE		OF SCHEDULE	RPI	RPI		RPI	RPI
DIV. I ONLY		4- 26	.13333	323	22		43	205	.47674		203	1
DIV. I NON-CONF.		3- 9	.25	271	37		212	186	.48684		186	1
TOTALS		RPI 1-25	RPI 26-50		W-L RECORDS		RPI 51-100		RPI 101-150		RPI 150+	
4- 26		0- 7	0- 5		OVERALL		0- 8		1- 4		3- 2	
2- 11		0- 5	0- 2		HOME		0- 2		1- 1		1- 1	
1- 10		0- 2	0- 3		AWAY		0- 3		0- 2		1- 0	
1- 5		0- 0	0- 0		NEUTRAL		0- 3		0- 1		1- 1	
3- 9		0- 0	0- 1		NON-CONFERENCE		0- 3		0- 3		3- 2	
1- 2		0- 0	0- 0		HOME		0- 0		0- 1		1- 1	
1- 2		0- 0	0- 1		AWAY		0- 0		0- 1		1- 0	
1- 5		0- 0	0- 0		NEUTRAL		0- 3		0- 1		1- 1	
1- 17		0- 7	0- 4		CONFERENCE		0- 5		1- 1		0- 0	
1- 9		0- 5	0- 2		HOME		0- 2		1- 0		0- 0	
0- 8		0- 2	0- 2		AWAY		0- 3		0- 1		0- 0	
0- 0		0- 0	0- 0		NEUTRAL		0- 0		0- 0		0- 0	
RPI S	Opponent	Score	RPI S	Opponent	Score	RPI S	Opponent	Score	RPI S	Opponent	Score	
3	H Minnesota	0 3	30	A Michigan	1 3	58	A Michigan St.	0 3	102	A Maryland	1 3	
4	H Wisconsin	0 3	32	A Purdue	0 3	58	H Michigan St.	0 3	102	H Maryland	3 2	
7	A Nebraska	0 3	32	H Purdue	1 3	63	N Long Beach St.	1 3	135	N Albany (NY)	1 3	
9	H Penn St.	0 3	37	A Santa Clara	0 3	65	N Illinois St.	2 3	145	A Harvard	0 3	
11	H Ohio St.	0 3	42	H Northwestern	0 3	76	A Iowa	0 3	149	H Princeton	0 3	
24	A Illinois	0 3				80	N Sacramento St.	0 3	159	N Yale	1 3	
24	H Illinois	0 3				97	A Indiana	1 3	177	H Duquesne	1 3	
						97	H Indiana	0 3	199	A Colgate	3 0	
									230	H Howard	3 1	
									237	N UC Riverside	3 0	
LAST 10 GAMES												
	58 H Michigan St.	0 3		9 H Penn St.	0 3							
	32 H Purdue	1 3		76 A Iowa	0 3							
	24 A Illinois	0 3		7 A Nebraska	0 3							
	97 H Indiana	0 3		102 A Maryland	1 3							
	11 H Ohio St.	0 3		102 H Maryland	3 2							

Non-Div. I Games:

Rutgers

Average RPI Win: 259		WON-LOST RECORD		WINNING PCT. RANK		LAST 10 GAMES		STRENGTH OF SCHEDULE		OPP. STRENGTH OF SCHEDULE		TEAM RPI		ADJ RPI		CONF. RPI		ADJ CONF. RPI	
DIV. I ONLY		16- 15		.51613 157		6- 4		267		228		206		.476 204		27		27	
DIV. I NON-CONF.		5- 9		.35714 242		0- 0		166		121		211		.46524 211		26		25	
TOTALS		RPI 1-25		RPI 26-50		W-L RECORDS		RPI 51-100		RPI 101-150		RPI 150+							
16- 15		0- 2		0- 1		OVERALL		1- 3		0- 1		15- 8							
7- 2		0- 0		0- 0		HOME		1- 0		0- 1		6- 1							
5- 7		0- 1		0- 0		AWAY		0- 2		0- 0		5- 4							
4- 6		0- 1		0- 1		NEUTRAL		0- 1		0- 0		4- 3							
5- 9		0- 2		0- 1		NON-CONFERENCE		0- 2		0- 1		5- 3							
0- 1		0- 0		0- 0		HOME		0- 0		0- 1		0- 0							
1- 3		0- 1		0- 0		AWAY		0- 1		0- 0		1- 1							
4- 5		0- 1		0- 1		NEUTRAL		0- 1		0- 0		4- 2							
11- 6		0- 0		0- 0		CONFERENCE		1- 1		0- 0		10- 5							
7- 1		0- 0		0- 0		HOME		1- 0		0- 0		6- 1							
4- 4		0- 0		0- 0		AWAY		0- 1		0- 0		4- 3							
0- 1		0- 0		0- 0		NEUTRAL		0- 0		0- 0		0- 1							
RPI S	Opponent		Score		RPI S	Opponent		Score		RPI S	Opponent		Score		RPI S	Opponent		Score	
11 N	Ohio St.		0	3	49 N	Baylor		1	3	69 N	Cleveland St.		2	3	146 H	Indiana St.		1	3
25 A	Dayton		1	3						98 A	Oakland		2	3	157 N	Dartmouth		1	3
										99 A	Murray St.		0	3	158 N	Western Mich.		2	3
										99 H	Murray St.		3	2	171 A	Belmont		1	3
															210 A	DePaul		1	3
															228 N	Ill.-Chicago		3	1
															238 H	Tennessee St.		1	3
															239 A	Eastern Ky.		3	1
															258 N	Central Mich.		3	2
															260 N	Evansville		3	0
															263 A	Southeast Mo. St.		2	3
															263 H	Southeast Mo. St.		3	2
															269 A	UT Martin		3	2
															269 H	UT Martin		3	1
															271 H	Tennessee Tech		3	0
															271 N	Tennessee Tech		2	3
															273 A	Austin Peay		3	1
															273 H	Austin Peay		3	1
															280 A	IPFW		3	0
															281 A	Morehead St.		2	3
															287 N	Toledo		3	2
															289 A	SIUE		3	1
															289 H	SIUE		3	2
															295 H	Jacksonville St.		3	0
LAST 10 GAMES																			
					271 N	Tennessee Tech		2	3	269 A	UT Martin		3	2	289 H	SIUE		3	2
					238 H	Tennessee St.		1	3	263 A	Southeast Mo. St.		2	3	295 H	Jacksonville St.		3	0
					289 H	SIUE		3	2	99 H	Murray St.		3	2					
					281 A	Morehead St.		2	3	273 H	Austin Peay		3	1					
					239 A	Eastern Ky.		3	1	263 H	Southeast Mo. St.		3	2					

Non-Div. I Games:

Eastern Ill.

Average RPI Win:	267	WON-LOST RECORD	WINNING PCT. RANK	LAST 10 GAMES	STRENGTH OF SCHEDULE	OPP. STRENGTH OF SCHEDULE	TEAM RPI	ADJ RPI	CONF. RPI	ADJ CONF. RPI		
DIV. I ONLY		19- 12	.6129	103	9- 1	293	286	201	.47585	205	29	29
DIV. I NON-CONF.		6- 9	.4	216	0- 0	287	213	270	.42148	270	29	29
<hr/>												
TOTALS	RPI 1-25	RPI 26-50		W-L RECORDS		RPI 51-100		RPI 101-150		RPI 150+		
19- 12	0- 0	0- 0		OVERALL		0- 2		0- 0		19- 10		
7- 4	0- 0	0- 0		HOME		0- 0		0- 0		7- 4		
9- 5	0- 0	0- 0		AWAY		0- 1		0- 0		9- 4		
3- 3	0- 0	0- 0		NEUTRAL		0- 1		0- 0		3- 2		
<hr/>												
6- 9	0- 0	0- 0		NON-CONFERENCE		0- 2		0- 0		6- 7		
2- 2	0- 0	0- 0		HOME		0- 0		0- 0		2- 2		
2- 4	0- 0	0- 0		AWAY		0- 1		0- 0		2- 3		
2- 3	0- 0	0- 0		NEUTRAL		0- 1		0- 0		2- 2		
<hr/>												
13- 3	0- 0	0- 0		CONFERENCE		0- 0		0- 0		13- 3		
5- 2	0- 0	0- 0		HOME		0- 0		0- 0		5- 2		
7- 1	0- 0	0- 0		AWAY		0- 0		0- 0		7- 1		
1- 0	0- 0	0- 0		NEUTRAL		0- 0		0- 0		1- 0		
<hr/>												
RPI S	Opponent	Score	RPI S	Opponent	Score	RPI S	Opponent	Score	RPI S	Opponent	Score	
						64 A	New Mexico St.	0 3	177 H	Duquesne	1 3	
						69 N	Cleveland St.	0 3	178 A	West Virginia	3 1	
						185 A	LIU Brooklyn	3 1				
						185 A	LIU Brooklyn	3 0				
						185 H	LIU Brooklyn	1 3				
						200 A	UTEP	1 3				
						219 N	Radford	0 3				
						221 A	Bryant	1 3				
						221 H	Bryant	3 2				
						221 N	Bryant	3 1				
						222 N	Georgetown	3 1				
						226 A	Youngstown St.	1 3				
						243 H	UMBC	3 2				
						243 H	UMBC	0 3				
						252 N	Brown	0 3				
						253 A	Sacred Heart	3 2				
						253 H	Sacred Heart	1 3				
						272 N	Niagara	3 0				
						283 A	Fordham	3 0				
						287 A	Toledo	2 3				
						301 A	Central Conn. St.	3 1				
						301 H	Central Conn. St.	3 1				
						307 H	Loyola Maryland	3 1				
						314 A	St. Francis Brooklyn	3 1				
						314 H	St. Francis Brooklyn	3 0				
						315 A	Fairleigh Dickinson	3 1				
						315 H	Fairleigh Dickinson	3 0				
LAST 10 GAMES			LAST 10 GAMES			LAST 10 GAMES						
185 A	LIU Brooklyn	3 1	253 A	Sacred Heart	3 2	307 H	Loyola Maryland	3 1				
221 N	Bryant	3 1	314 H	St. Francis Brooklyn	3 0	314 A	St. Francis Brooklyn	3 1				
301 H	Central Conn. St.	3 1	185 H	LIU Brooklyn	1 3	314 H	St. Francis Brooklyn	3 0				
221 H	Bryant	3 2	317 H	Saint Francis (PA)	3 0	315 A	Fairleigh Dickinson	3 1				
315 A	Fairleigh Dickinson	3 1	301 A	Central Conn. St.	3 1	315 H	Fairleigh Dickinson	3 0				

Non-Div. I Games:

Robert Morris

RPI	S	Opponent	Score	
317	A	Saint Francis (PA)	3	1
317	H	Saint Francis (PA)	3	0

Robert Morris

R
o
b
e
r
t
M
o
r
r
i
s

R
o
b
e
r
t
M
o
r
r
i
s

Average RPI Win: 191		WON-LOST	WINNING	LAST 10	STRENGTH OF		OPP. STRENGTH	TEAM	ADJ	CONF.	ADJ CONF.
Average RPI Loss: 84		RECORD	PCT. RANK	GAMES	SCHEDULE		OF SCHEDULE	RPI	RPI	RPI	RPI
DIV. I ONLY		7- 23	.23333	293	67		62	207	.47533	206	6
DIV. I NON-CONF.		5- 7	.41667	204	92		126	154	.50571	155	6
TOTALS		RPI 1-25	RPI 26-50		W-L RECORDS		RPI 51-100		RPI 101-150		RPI 150+
7- 23	0- 6	0- 3		OVERALL		0- 6		2- 3		5- 5	
3- 10	0- 3	0- 1		HOME		0- 3		1- 1		2- 2	
2- 9	0- 3	0- 2		AWAY		0- 1		0- 2		2- 1	
2- 4	0- 0	0- 0		NEUTRAL		0- 2		1- 0		1- 2	
5- 7	0- 1	0- 1		NON-CONFERENCE		0- 2		2- 1		3- 2	
2- 1	0- 1	0- 0		HOME		0- 0		1- 0		1- 0	
1- 2	0- 0	0- 1		AWAY		0- 0		0- 1		1- 0	
2- 4	0- 0	0- 0		NEUTRAL		0- 2		1- 0		1- 2	
2- 16	0- 5	0- 2		CONFERENCE		0- 4		0- 2		2- 3	
1- 9	0- 2	0- 1		HOME		0- 3		0- 1		1- 2	
1- 7	0- 3	0- 1		AWAY		0- 1		0- 1		1- 1	
0- 0	0- 0	0- 0		NEUTRAL		0- 0		0- 0		0- 0	
RPI S	Opponent	Score	RPI S	Opponent	Score	RPI S	Opponent	Score	RPI S	Opponent	Score
9 H	Penn St.	0 3	32 A	Purdue	1 3	54 A	Virginia	1 3	110 A	Georgia Tech	0 3
14 A	Louisville	0 3	38 A	Miami (FL)	1 3	61 H	Syracuse	2 3	110 H	Georgia Tech	1 3
14 H	Louisville	0 3	47 H	Pittsburgh	0 3	69 N	Cleveland St.	2 3	111 N	Hofstra	3 2
20 A	North Carolina	1 3				71 N	Temple	1 3	133 A	Seton Hall	0 3
22 A	Florida St.	0 3				85 H	Duke	0 3	142 H	Mississippi St.	3 1
22 H	Florida St.	0 3				95 H	Virginia Tech	0 3	151 A	North Carolina St.	2 3
									169 H	Wake Forest	1 3
									172 H	Boston College	0 3
									186 N	South Dakota	2 3
									191 N	Ball St.	3 0
									211 A	Clemson	3 2
									211 H	Clemson	3 0
									235 A	Middle Tenn.	3 1
									239 H	Eastern Ky.	3 0
									256 N	Bowling Green	1 3
			LAST 10 GAMES								
			211 H	Clemson	3 0	95 H	Virginia Tech	0 3			
			110 H	Georgia Tech	1 3	20 A	North Carolina	1 3			
			38 A	Miami (FL)	1 3	151 A	North Carolina St.	2 3			
			22 A	Florida St.	0 3	54 A	Virginia	1 3			
			47 H	Pittsburgh	0 3	14 A	Louisville	0 3			

Non-Div. I Games:

Notre Dame

Average RPI Win: 245		WON-LOST RECORD		WINNING PCT. RANK		LAST 10 GAMES		STRENGTH OF SCHEDULE		OPP. STRENGTH OF SCHEDULE		TEAM RPI		ADJ RPI		CONF. RPI		ADJ CONF. RPI	
Average RPI Loss: 103																			
DIV. I ONLY		15- 20		.42857 207		2- 8		192		159		204		.47402 207		7		7	
DIV. I NON-CONF.		9- 8		.52941 159		0- 0		278		251		229		.45204 230		8		8	
TOTALS		RPI 1-25		RPI 26-50		W-L RECORDS		RPI 51-100		RPI 101-150		RPI 150+							
15- 20		0- 0		0- 6		OVERALL		0- 6		3- 4		12- 4							
3- 7		0- 0		0- 3		HOME		0- 2		1- 1		2- 1							
6- 8		0- 0		0- 3		AWAY		0- 3		2- 1		4- 1							
6- 5		0- 0		0- 0		NEUTRAL		0- 1		0- 2		6- 2							
9- 8		0- 0		0- 0		NON-CONFERENCE		0- 2		0- 3		9- 3							
0- 1		0- 0		0- 0		HOME		0- 0		0- 0		0- 1							
3- 2		0- 0		0- 0		AWAY		0- 1		0- 1		3- 0							
6- 5		0- 0		0- 0		NEUTRAL		0- 1		0- 2		6- 2							
6- 12		0- 0		0- 6		CONFERENCE		0- 4		3- 1		3- 1							
3- 6		0- 0		0- 3		HOME		0- 2		1- 1		2- 0							
3- 6		0- 0		0- 3		AWAY		0- 2		2- 0		1- 1							
0- 0		0- 0		0- 0		NEUTRAL		0- 0		0- 0		0- 0							
RPI S	Opponent	Score		RPI S	Opponent	Score		RPI S	Opponent	Score		RPI S	Opponent	Score					
				34 A	Wichita St.	1	3	52 A	UNI	0	3	113 A	Loyola Chicago	3	1				
				34 H	Wichita St.	0	3	52 H	UNI	2	3	113 H	Loyola Chicago	1	3				
				39 A	Southern Ill.	0	3	65 A	Illinois St.	1	3	127 N	UCF	0	3				
				39 H	Southern Ill.	0	3	65 H	Illinois St.	1	3	137 A	North Dakota	0	3				
				40 A	Missouri St.	0	3	76 A	Iowa	0	3	137 N	North Dakota	0	3				
				40 H	Missouri St.	0	3	81 N	Coastal Caro.	0	3	146 A	Indiana St.	3	2				
												146 H	Indiana St.	3	1				
												161 A	Omaha	3	2				
												168 N	Green Bay	1	3				
												186 N	South Dakota	1	3				
												210 N	DePaul	3	1				
												260 A	Evansville	1	3				
												260 H	Evansville	3	0				
												275 A	Bradley	3	1				
												275 H	Bradley	3	0				
												276 A	South Dakota St.	3	0				
												289 N	SIUE	3	2				
												295 N	Jacksonville St.	3	0				
												296 N	Akron	3	2				
												311 N	Gardner-Webb	3	0				
												311 N	Gardner-Webb	3	1				
												313 A	Western Ill.	3	0				
												313 H	Western Ill.	2	3				
LAST 10 GAMES																			
				275 H	Bradley	3	0	65 H	Illinois St.	1	3	313 A	Western Ill.	3	0				
				113 H	Loyola Chicago	1	3	146 H	Indiana St.	3	1								
				52 H	UNI	2	3	260 A	Evansville	1	3								
				40 A	Missouri St.	0	3	39 A	Southern Ill.	0	3								
				34 A	Wichita St.	1	3	52 A	UNI	0	3								

Non-Div. I Games:

Drake

Average RPI Win: 284		WON-LOST	WINNING	LAST 10	STRENGTH OF		OPP. STRENGTH	TEAM	ADJ		CONF.	ADJ CONF.		
Average RPI Loss: 181		RECORD	PCT. RANK	GAMES	SCHEDULE		OF SCHEDULE	RPI	RPI		RPI	RPI		
DIV. I ONLY		16- 13	.55172	132	5- 5		266	303	208		.47203	208	30	30
DIV. I NON-CONF.		4- 6	.4	216	0- 0		141	230	202		.4709	202	30	30
TOTALS		RPI 1-25	RPI 26-50		W-L RECORDS		RPI 51-100		RPI 101-150		RPI 150+			
16- 13	0- 0	0- 1		OVERALL		0- 2		0- 2		16- 8				
8- 1	0- 0	0- 0		HOME		0- 0		0- 0		8- 1				
6- 8	0- 0	0- 1		AWAY		0- 0		0- 2		6- 5				
2- 4	0- 0	0- 0		NEUTRAL		0- 2		0- 0		2- 2				
4- 6	0- 0	0- 1		NON-CONFERENCE		0- 2		0- 2		4- 1				
0- 0	0- 0	0- 0		HOME		0- 0		0- 0		0- 0				
2- 3	0- 0	0- 1		AWAY		0- 0		0- 2		2- 0				
2- 3	0- 0	0- 0		NEUTRAL		0- 2		0- 0		2- 1				
12- 7	0- 0	0- 0		CONFERENCE		0- 0		0- 0		12- 7				
8- 1	0- 0	0- 0		HOME		0- 0		0- 0		8- 1				
4- 5	0- 0	0- 0		AWAY		0- 0		0- 0		4- 5				
0- 1	0- 0	0- 0		NEUTRAL		0- 0		0- 0		0- 1				
RPI S	Opponent	Score	RPI S	Opponent	Score	RPI S	Opponent	Score	RPI S	Opponent	Score			
			43 A Villanova	0 3	74 N James Madison	0 3	110 A Georgia Tech	0 3						
					81 N Coastal Caro.	0 3	111 A Hofstra	1 3						
							165 A Fairfield	1 3						
							165 H Fairfield	1 3						
							188 A Marist	0 3						
							188 H Marist	3 1						
							230 N Howard	3 0						
							257 A Manhattan	2 3						
							257 H Manhattan	3 1						
							267 A Binghamton	3 2						
							269 N UT Martin	3 1						
							272 A Niagara	3 2						
							272 H Niagara	3 1						
							272 N Niagara	0 3						
							284 A Rider	2 3						
							284 H Rider	3 0						
							294 A Canisius	3 1						
							294 H Canisius	3 2						
							297 A Iona	1 3						
							297 H Iona	3 0						
							305 N Citadel	1 3						
							318 A Hartford	3 0						
							324 A Saint Peter's	3 0						
							324 H Saint Peter's	3 0						
							330 A Quinnipiac	3 0						
							330 H Quinnipiac	3 1						
LAST 10 GAMES			LAST 10 GAMES			LAST 10 GAMES			LAST 10 GAMES					
			272 N Niagara	0 3	297 A Iona	1 3	324 A Saint Peter's	3 0						
			188 A Marist	0 3	257 A Manhattan	2 3	324 H Saint Peter's	3 0						
			165 A Fairfield	1 3	330 A Quinnipiac	3 0	330 A Quinnipiac	3 0						
			272 H Niagara	3 1	324 H Saint Peter's	3 0	330 H Quinnipiac	3 1						
			294 H Canisius	3 2	284 H Rider	3 0								

Non-Div. I Games:

Siena

Average RPI Win:	203	WON-LOST RECORD	WINNING PCT. RANK	LAST 10 GAMES	STRENGTH OF SCHEDULE	OPP. STRENGTH OF SCHEDULE	TEAM RPI	ADJ RPI	CONF. RPI	ADJ CONF. RPI			
DIV. I ONLY		8- 19	.2963	273	3- 7	92	154	210	.47193	209	11	11	
DIV. I NON-CONF.		3- 8	.27273	268	0- 0	95	191	214	.46327	213	12	12	
<hr/>													
TOTALS	RPI 1-25	RPI 26-50		W-L RECORDS		RPI 51-100		RPI 101-150		RPI 150+			
8- 19	0- 2	0- 0		OVERALL		1- 6		0- 3		7- 8			
5- 7	0- 1	0- 0		HOME		1- 3		0- 1		4- 2			
2- 9	0- 0	0- 0		AWAY		0- 3		0- 2		2- 4			
1- 3	0- 1	0- 0		NEUTRAL		0- 0		0- 0		1- 2			
<hr/>													
3- 8	0- 1	0- 0		NON-CONFERENCE		0- 2		0- 1		3- 4			
2- 2	0- 0	0- 0		HOME		0- 1		0- 0		2- 1			
0- 3	0- 0	0- 0		AWAY		0- 1		0- 1		0- 1			
1- 3	0- 1	0- 0		NEUTRAL		0- 0		0- 0		1- 2			
<hr/>													
5- 11	0- 1	0- 0		CONFERENCE		1- 4		0- 2		4- 4			
3- 5	0- 1	0- 0		HOME		1- 2		0- 1		2- 1			
2- 6	0- 0	0- 0		AWAY		0- 2		0- 1		2- 3			
0- 0	0- 0	0- 0		NEUTRAL		0- 0		0- 0		0- 0			
<hr/>													
RPI S	Opponent	Score	RPI S	Opponent	Score	RPI S	Opponent	Score	RPI S	Opponent	Score		
16 H	Western Ky.	0 3				67 A	UTSA	0 3	115 A	Southern Miss.	2 3		
17 N	Missouri	1 3				74 H	Rice	2 3	115 H	Southern Miss.	2 3		
						79 A	Appalachian St.	0 3	116 A	IUPUI	1 3		
						86 H	North Texas	3 0	154 A	FIU	0 3		
						90 H	Furman	1 3	154 H	FIU	0 3		
						91 A	Fla. Atlantic	0 3	156 A	Marshall	2 3		
						91 H	Fla. Atlantic	0 3	156 H	Marshall	3 2		
									167 N	Liberty	3 0		
									178 N	West Virginia	1 3		
									195 N	Eastern Mich.	0 3		
									200 H	UTEP	3 1		
									214 H	USC Upstate	0 3		
									235 A	Middle Tenn.	3 2		
									236 A	Winthrop	0 3		
									241 H	UNC Asheville	3 0		
									244 H	Davidson	3 0		
									247 A	Louisiana Tech	0 3		
									292 A	UAB	3 1		
<hr/>													
LAST 10 GAMES													
154 H FIU						0 3	86 H North Texas						3 0
91 H Fla. Atlantic						0 3	156 H Marshall						3 2
115 A Southern Miss.						2 3	67 A UTSA						0 3
235 A Middle Tenn.						3 2	16 H Western Ky.						0 3
247 A Louisiana Tech						0 3	91 A Fla. Atlantic						0 3

Non-Div. I Games:

Charlotte

Average RPI Win:		222	WON-LOST RECORD		WINNING PCT. RANK		LAST 10 GAMES		STRENGTH OF SCHEDULE		OPP. STRENGTH OF SCHEDULE		TEAM RPI		ADJ RPI		CONF. RPI		ADJ CONF. RPI				
DIV. I ONLY			7- 19		.26923 282		3- 7		89		113		212		.46892 212		15		14				
DIV. I NON-CONF.			4- 7		.36364 239		0- 0		29		65		120		.53512 120		9		9				
TOTALS		RPI 1-25		RPI 26-50		W-L RECORDS		RPI 51-100		RPI 101-150		RPI 150+											
7- 19		0- 1		0- 5		OVERALL		1- 5		0- 5		6- 3											
2- 11		0- 1		0- 4		HOME		0- 2		0- 3		2- 1											
2- 7		0- 0		0- 1		AWAY		0- 3		0- 1		2- 2											
3- 1		0- 0		0- 0		NEUTRAL		1- 0		0- 1		2- 0											
4- 7		0- 1		0- 3		NON-CONFERENCE		1- 1		0- 2		3- 0											
0- 5		0- 1		0- 3		HOME		0- 0		0- 1		0- 0											
1- 1		0- 0		0- 0		AWAY		0- 1		0- 0		1- 0											
3- 1		0- 0		0- 0		NEUTRAL		1- 0		0- 1		2- 0											
3- 12		0- 0		0- 2		CONFERENCE		0- 4		0- 3		3- 3											
2- 6		0- 0		0- 1		HOME		0- 2		0- 2		2- 1											
1- 6		0- 0		0- 1		AWAY		0- 2		0- 1		1- 2											
0- 0		0- 0		0- 0		NEUTRAL		0- 0		0- 0		0- 0											
RPI	S	Opponent		Score		RPI	S	Opponent		Score		RPI	S	Opponent		Score							
13	H	UCLA		0 3		26	A	Hawaii		0 3		63	A	Long Beach St.		0 3		103	N	Rhode Island		2 3	
						26	H	Hawaii		0 3		63	H	Long Beach St.		1 3		138	A	UC Davis		0 3	
						27	H	SMU		1 3		73	A	Pepperdine		1 3		138	H	UC Davis		0 3	
						28	H	San Diego		0 3		74	N	Rice		3 1		141	H	UC Irvine		1 3	
						29	H	Loyola Marymount		2 3		100	A	Cal Poly		1 3		148	H	San Diego St.		0 3	
												100	H	Cal Poly		1 3		159	A	Yale		3 1	
																		198	N	Utah Valley		3 0	
																		224	A	CSUN		2 3	
																		224	H	CSUN		1 3	
																		237	A	UC Riverside		0 3	
																		237	H	UC Riverside		3 1	
																		276	N	Incarnate Word		3 0	
																		304	A	Cal St. Fullerton		3 1	
																		304	H	Cal St. Fullerton		3 1	
LAST 10 GAMES																							
						26	H	Hawaii		0 3		100	H	Cal Poly		1 3							
						237	A	UC Riverside		0 3		224	A	CSUN		2 3							
						304	A	Cal St. Fullerton		3 1		63	A	Long Beach St.		0 3							
						141	H	UC Irvine		1 3		304	H	Cal St. Fullerton		3 1							
						138	H	UC Davis		0 3		237	H	UC Riverside		3 1							

Non-Div. I Games:

UC Santa Barbara

Average RPI Win:	229	WON-LOST RECORD	WINNING PCT. RANK	LAST 10 GAMES	STRENGTH OF SCHEDULE	OPP. STRENGTH OF SCHEDULE	TEAM RPI	ADJ RPI	CONF. RPI	ADJ CONF. RPI	
DIV. I ONLY	11- 18	.37931	229	4- 6	155	225	213	.4669	213	13	13
DIV. I NON-CONF.	6- 8	.42857	192	1- 0	224	283	235	.44901	234	17	17
<hr/>											
TOTALS	RPI 1-25	RPI 26-50		W-L RECORDS		RPI 51-100		RPI 101-150		RPI 150+	
11- 18	0- 0	0- 0		OVERALL		0- 7		3- 5		8- 6	
6- 4	0- 0	0- 0		HOME		0- 2		2- 1		4- 1	
1- 10	0- 0	0- 0		AWAY		0- 4		1- 3		0- 3	
4- 4	0- 0	0- 0		NEUTRAL		0- 1		0- 1		4- 2	
<hr/>											
6- 8	0- 0	0- 0		NON-CONFERENCE		0- 3		0- 1		6- 4	
2- 1	0- 0	0- 0		HOME		0- 0		0- 0		2- 1	
0- 4	0- 0	0- 0		AWAY		0- 2		0- 1		0- 1	
4- 3	0- 0	0- 0		NEUTRAL		0- 1		0- 0		4- 2	
<hr/>											
5- 10	0- 0	0- 0		CONFERENCE		0- 4		3- 4		2- 2	
4- 3	0- 0	0- 0		HOME		0- 2		2- 1		2- 0	
1- 6	0- 0	0- 0		AWAY		0- 2		1- 2		0- 2	
0- 1	0- 0	0- 0		NEUTRAL		0- 0		0- 1		0- 0	
<hr/>											
RPI	S	Opponent	Score	RPI	S	Opponent	Score	RPI	S	Opponent	Score
				51 A Lipscomb 0 3				101 A Kennesaw St. 0 3			
				51 H Lipscomb 0 3				101 H Kennesaw St. 3 1			
				57 A UNCW 0 3				101 N Kennesaw St. 0 3			
				78 N Chattanooga 0 3				131 A Jacksonville 1 3			
				91 A Fla. Atlantic 0 3				131 H Jacksonville 3 2			
				94 A FGCU 1 3				138 A North Florida 3 0			
				94 H FGCU 1 3				138 H North Florida 2 3			
								142 A Mississippi St. 0 3			
								154 H FIU 2 3			
								214 A USC Upstate 2 3			
								214 H USC Upstate 3 1			
								223 N Ga. Southern 3 2			
								242 N UMES 3 0			
								245 H Mercer 3 2			
				255 A Bethune-Cookman 1 3							
				255 N Bethune-Cookman 0 3							
				267 N Binghamton 2 3							
				285 H Florida A&M 3 0							
				298 A NJIT 1 3							
				298 H NJIT 3 0							
				309 N Presbyterian 3 1							
				334 N Mississippi Val. 3 0							
<hr/>											
				LAST 10 GAMES							
101 N Kennesaw St.				0	3	138 H North Florida				2	3
298 H NJIT				3	0	131 H Jacksonville				3	2
51 H Lipscomb				0	3	94 A FGCU				1	3
214 A USC Upstate				2	3	285 H Florida A&M				3	0
101 A Kennesaw St.				0	3	138 A North Florida				3	0

Non-Div. I Games:

Stetson

Average RPI Win: 271		WON-LOST RECORD		WINNING PCT. RANK		LAST 10 GAMES		STRENGTH OF SCHEDULE		OPP. STRENGTH OF SCHEDULE		TEAM RPI		ADJ RPI		CONF. RPI		ADJ CONF. RPI	
DIV. I ONLY		15- 15		.5 160		3- 7		278		215		215		.46658 214		13		13	
DIV. I NON-CONF.		12- 4		.75 60		0- 0		312		273		181		.48941 181		17		17	
TOTALS		RPI 1-25		RPI 26-50		W-L RECORDS		RPI 51-100		RPI 101-150		RPI 150+							
15- 15		0- 0		0- 0		OVERALL		0- 5		0- 8		15- 2							
4- 5		0- 0		0- 0		HOME		0- 2		0- 3		4- 0							
4- 8		0- 0		0- 0		AWAY		0- 3		0- 3		4- 2							
7- 2		0- 0		0- 0		NEUTRAL		0- 0		0- 2		7- 0							
12- 4		0- 0		0- 0		NON-CONFERENCE		0- 1		0- 2		12- 1							
2- 0		0- 0		0- 0		HOME		0- 0		0- 0		2- 0							
3- 2		0- 0		0- 0		AWAY		0- 1		0- 0		3- 1							
7- 2		0- 0		0- 0		NEUTRAL		0- 0		0- 2		7- 0							
3- 11		0- 0		0- 0		CONFERENCE		0- 4		0- 6		3- 1							
2- 5		0- 0		0- 0		HOME		0- 2		0- 3		2- 0							
1- 6		0- 0		0- 0		AWAY		0- 2		0- 3		1- 1							
0- 0		0- 0		0- 0		NEUTRAL		0- 0		0- 0		0- 0							
RPI S	Opponent	Score		RPI S	Opponent	Score		RPI S	Opponent	Score		RPI S	Opponent	Score					
								51 A Lipscomb	0	3		101 A Kennesaw St.	2	3					
								51 H Lipscomb	0	3		101 H Kennesaw St.	2	3					
								70 A Saint Louis	0	3		128 N ETSU	0	3					
								94 A FGCU	0	3		131 A Jacksonville	1	3					
								94 H FGCU	0	3		131 H Jacksonville	1	3					
												137 N North Dakota	1	3					
												138 A North Florida	0	3					
												138 H North Florida	2	3					
												209 A Charlotte	3	0					
												211 A Clemson	0	3					
												213 A Stetson	1	3					
												213 H Stetson	3	2					
												215 H Wofford	3	2					
												236 H Winthrop	3	1					
												241 N UNC Asheville	3	1					
												244 N Davidson	3	0					
												263 N Southeast Mo. St.	3	1					
												269 N UT Martin	3	1					
												298 A NJIT	3	0					
												298 H NJIT	3	0					
												305 N Citadel	3	1					
												309 N Presbyterian	3	1					
												311 A Gardner-Webb	3	1					
												326 N Ark.-Pine Bluff	3	0					
												329 A South Carolina St.	3	1					
LAST 10 GAMES																			
								138 A North Florida	0	3		51 H Lipscomb	0	3					
								131 A Jacksonville	1	3		101 H Kennesaw St.	2	3					
								213 H Stetson	3	2		298 A NJIT	3	0					
								94 H FGCU	0	3		51 A Lipscomb	0	3					
								298 H NJIT	3	0		94 A FGCU	0	3					

Non-Div. I Games:

USC Upstate

Average RPI Win:	259	WON-LOST	WINNING	LAST 10	STRENGTH OF	OPP. STRENGTH	TEAM	ADJ	CONF.	ADJ CONF.					
Average RPI Loss:	143	RECORD	PCT. RANK	GAMES	SCHEDULE	OF SCHEDULE	RPI	RPI	RPI	RPI					
DIV. I ONLY		16- 18	.47059	181	4- 6	253	252	217	.46626	215	19	19			
DIV. I NON-CONF.		9- 8	.52941	159	1- 0	306	294	245	.43722	244	22	22			
<hr/>															
TOTALS	RPI 1-25	RPI 26-50		W-L RECORDS		RPI 51-100		RPI 101-150		RPI 150+					
16- 18	0- 0	0- 0		OVERALL		1- 4		2- 8		13- 6					
6- 3	0- 0	0- 0		HOME		1- 1		1- 2		4- 0					
5- 10	0- 0	0- 0		AWAY		0- 3		1- 2		4- 5					
5- 5	0- 0	0- 0		NEUTRAL		0- 0		0- 4		5- 1					
<hr/>															
9- 8	0- 0	0- 0		NON-CONFERENCE		0- 1		0- 3		9- 4					
1- 0	0- 0	0- 0		HOME		0- 0		0- 0		1- 0					
3- 4	0- 0	0- 0		AWAY		0- 1		0- 0		3- 3					
5- 4	0- 0	0- 0		NEUTRAL		0- 0		0- 3		5- 1					
<hr/>															
7- 10	0- 0	0- 0		CONFERENCE		1- 3		2- 5		4- 2					
5- 3	0- 0	0- 0		HOME		1- 1		1- 2		3- 0					
2- 6	0- 0	0- 0		AWAY		0- 2		1- 2		1- 2					
0- 1	0- 0	0- 0		NEUTRAL		0- 0		0- 1		0- 0					
<hr/>															
RPI	S	Opponent	Score	RPI	S	Opponent	Score	RPI	S	Opponent	Score				
				78 A Chattanooga				1	3	107 N Tennessee	1	3			
				78 H Chattanooga				0	3	120 A UNCG	1	3			
				84 A Col. of Charleston				0	3	120 H UNCG	1	3			
				90 A Furman				2	3	120 N UNCG	1	3			
				90 H Furman				3	0	128 A ETSU	3	1			
										128 H ETSU	1	3			
										131 N Jacksonville	0	3			
										134 N Memphis	0	3			
										136 A Samford	1	3			
										136 H Samford	3	0			
										164 A South Carolina	0	3			
										181 N High Point	2	3			
										214 A USC Upstate	2	3			
										217 A Georgia	1	3			
										220 A Western Caro.	2	3			
										220 H Western Caro.	3	0			
										245 A Mercer	1	3			
										245 H Mercer	3	2			
										249 N La.-Monroe	3	1			
						266 N East Carolina	3	1							
						295 A Jacksonville St.	3	0							
				LAST 10 GAMES											
				120 N UNCG				1	3	78 A Chattanooga				1	3
				305 H Citadel				3	0	136 A Samford				1	3
				120 H UNCG				1	3	245 H Mercer				3	2
				90 A Furman				2	3	220 H Western Caro.				3	0
				128 H ETSU				1	3	309 H Presbyterian				3	0
										316 N Alabama A&M				3	0

Non-Div. I Games:

Wofford

RPI	S	Opponent	Score	
329	A	South Carolina St.	3	1
333	N	Alcorn	3	0

Wofford

W
o
f
f
o
r
d

W
o
f
f
o
r
d

Average RPI Win: 232		WON-LOST RECORD		WINNING PCT. RANK		LAST 10 GAMES		STRENGTH OF SCHEDULE		OPP. STRENGTH OF SCHEDULE		TEAM RPI		ADJ RPI		CONF. RPI		ADJ CONF. RPI	
Average RPI Loss: 118																			
DIV. I ONLY		9- 19		.32143 259		4- 6		126		149		218		.4654 216		18		18	
DIV. I NON-CONF.		4- 8		.33333 249		0- 0		154		139		220		.46134 219		16		15	
TOTALS		RPI 1-25		RPI 26-50		W-L RECORDS		RPI 51-100		RPI 101-150		RPI 150+							
9- 19		0- 1		0- 3		OVERALL		0- 5		1- 3		8- 7							
5- 6		0- 0		0- 1		HOME		0- 2		1- 1		4- 2							
2- 9		0- 0		0- 1		AWAY		0- 3		0- 1		2- 4							
2- 4		0- 1		0- 1		NEUTRAL		0- 0		0- 1		2- 1							
4- 8		0- 1		0- 1		NON-CONFERENCE		0- 1		0- 2		4- 3							
2- 1		0- 0		0- 0		HOME		0- 0		0- 1		2- 0							
0- 3		0- 0		0- 0		AWAY		0- 1		0- 0		0- 2							
2- 4		0- 1		0- 1		NEUTRAL		0- 0		0- 1		2- 1							
5- 11		0- 0		0- 2		CONFERENCE		0- 4		1- 1		4- 4							
3- 5		0- 0		0- 1		HOME		0- 2		1- 0		2- 2							
2- 6		0- 0		0- 1		AWAY		0- 2		0- 1		2- 2							
0- 0		0- 0		0- 0		NEUTRAL		0- 0		0- 0		0- 0							
RPI S	Opponent	Score		RPI S	Opponent	Score		RPI S	Opponent	Score		RPI S	Opponent	Score					
6 N	Washington	0 3		35 A	Northern Ariz.	1 3		55 A	Idaho St.	2 3		104 H	Portland	1 3					
				35 H	Northern Ariz.	1 3		55 H	Idaho St.	0 3		112 N	Washington St.	0 3					
				45 N	Boise St.	0 3		80 A	Sacramento St.	0 3		137 H	North Dakota	3 0					
								80 H	Sacramento St.	0 3		150 A	Northern Colo.	0 3					
								93 A	Gonzaga	1 3		155 A	UNLV	2 3					
												170 A	Texas Tech	1 3					
												174 A	Idaho	2 3					
												176 H	Nevada	3 0					
												180 N	Oral Roberts	3 0					
												189 A	Southern Utah	3 1					
												189 H	Southern Utah	0 3					
												193 A	Eastern Wash.	1 3					
												246 N	Southeastern La.	1 3					
												259 H	Montana	1 3					
												274 A	Weber St.	3 2					
												274 H	Weber St.	3 0					
												278 N	Northwestern St.	3 2					
												279 H	Grand Canyon	3 0					
												303 H	Montana St.	3 1					
				LAST 10 GAMES															
				35 A	Northern Ariz.	1 3		150 A	Northern Colo.	0 3									
				189 A	Southern Utah	3 1		303 H	Montana St.	3 1									
				274 H	Weber St.	3 0		259 H	Montana	1 3									
				55 H	Idaho St.	0 3		80 A	Sacramento St.	0 3									
				80 H	Sacramento St.	0 3		137 H	North Dakota	3 0									

Non-Div. I Games:

Portland St.

Average RPI Win:	191	WON-LOST	WINNING	LAST 10	STRENGTH OF	OPP. STRENGTH	TEAM	ADJ	CONF.	ADJ CONF.				
Average RPI Loss:	92	RECORD	PCT. RANK	GAMES	SCHEDULE	OF SCHEDULE	RPI	RPI	RPI	RPI				
DIV. I ONLY	5- 23	.17857	314	0- 10	58	64	219	.46471	217	5	5			
DIV. I NON-CONF.	5- 7	.41667	204	0- 0	117	153	177	.49317	177	4	4			
<hr/>														
TOTALS	RPI 1-25	RPI 26-50		W-L RECORDS		RPI 51-100		RPI 101-150		RPI 150+				
5- 23	0- 6	0- 0		OVERALL		0- 7		1- 6		4- 4				
4- 12	0- 3	0- 0		HOME		0- 3		1- 4		3- 2				
0- 9	0- 3	0- 0		AWAY		0- 4		0- 1		0- 1				
1- 2	0- 0	0- 0		NEUTRAL		0- 0		0- 1		1- 1				
<hr/>														
5- 7	0- 1	0- 0		NON-CONFERENCE		0- 1		1- 2		4- 3				
4- 3	0- 0	0- 0		HOME		0- 1		1- 1		3- 1				
0- 2	0- 1	0- 0		AWAY		0- 0		0- 0		0- 1				
1- 2	0- 0	0- 0		NEUTRAL		0- 0		0- 1		1- 1				
<hr/>														
0- 16	0- 5	0- 0		CONFERENCE		0- 6		0- 4		0- 1				
0- 9	0- 3	0- 0		HOME		0- 2		0- 3		0- 1				
0- 7	0- 2	0- 0		AWAY		0- 4		0- 1		0- 0				
0- 0	0- 0	0- 0		NEUTRAL		0- 0		0- 0		0- 0				
<hr/>														
RPI	S	Opponent	Score		RPI	S	Opponent	Score		RPI	S	Opponent	Score	
4	A	Wisconsin	0	3						56	A	Arkansas	0	3
5	H	Florida	0	3						61	H	Syracuse	0	3
10	A	Texas A&M	0	3						72	A	Auburn	0	3
17	A	Missouri	0	3						87	A	Alabama	0	3
17	H	Missouri	0	3						87	H	Alabama	0	3
19	H	Kentucky	0	3						89	A	Ole Miss	0	3
										89	H	Ole Miss	1	3

Non-Div. I Games:

Georgia

Average RPI Win:	259	WON-LOST RECORD	WINNING PCT. RANK	LAST 10 GAMES	STRENGTH OF SCHEDULE	OPP. STRENGTH OF SCHEDULE	TEAM RPI	ADJ RPI	CONF. RPI	ADJ CONF. RPI				
DIV. I ONLY	14- 16	.46667	183	1- 9	249	276	220	.46379	218	24	24			
DIV. I NON-CONF.	10- 4	.71429	79	0- 0	254	302	151	.50848	151	24	24			
<hr/>														
TOTALS	RPI 1-25	RPI 26-50		W-L RECORDS		RPI 51-100		RPI 101-150		RPI 150+				
14- 16	0- 0	0- 0		OVERALL		0- 4		0- 2		14- 10				
10- 4	0- 0	0- 0		HOME		0- 1		0- 1		10- 2				
1- 10	0- 0	0- 0		AWAY		0- 2		0- 1		1- 7				
3- 2	0- 0	0- 0		NEUTRAL		0- 1		0- 0		3- 1				
<hr/>														
10- 4	0- 0	0- 0		NON-CONFERENCE		0- 2		0- 1		10- 1				
6- 0	0- 0	0- 0		HOME		0- 0		0- 0		6- 0				
1- 2	0- 0	0- 0		AWAY		0- 1		0- 1		1- 0				
3- 2	0- 0	0- 0		NEUTRAL		0- 1		0- 0		3- 1				
<hr/>														
4- 12	0- 0	0- 0		CONFERENCE		0- 2		0- 1		4- 9				
4- 4	0- 0	0- 0		HOME		0- 1		0- 1		4- 2				
0- 8	0- 0	0- 0		AWAY		0- 1		0- 0		0- 7				
0- 0	0- 0	0- 0		NEUTRAL		0- 0		0- 0		0- 0				
RPI S	Opponent	Score	RPI S	Opponent	Score	RPI S	Opponent	Score	RPI S	Opponent	Score			
						68 A	A&M-Corpus Christi	0	3	105 A	Texas St.	0	3	
						68 H	A&M-Corpus Christi	1	3	140 H	Central Ark.	0	3	
						74 A	Rice	1	3	166 A	Stephen F. Austin	1	3	
						97 N	Indiana	1	3	166 H	Stephen F. Austin	1	3	
								183 A	Houston Baptist	2	3			
								183 H	Houston Baptist	3	1			
								188 H	Marist	3	0			
								192 H	McNeese St.	3	1			
								196 A	Sam Houston St.	1	3			
								196 H	Sam Houston St.	3	2			
								225 A	Abilene Christian	1	3			
								233 H	Tulane	3	1			
								246 A	Southeastern La.	0	3			
								247 A	Louisiana Tech	3	2			
								248 A	New Orleans	0	3			
								249 N	La.-Monroe	2	3			
								251 H	UTRGV	3	1			
								276 A	Incarnate Word	1	3			
								278 H	Northwestern St.	0	3			
								282 H	Nicholls St.	3	1			
								292 H	UAB	3	0			
								302 H	Texas Southern	3	1			
								302 N	Texas Southern	3	0			
								310 H	Jackson St.	3	0			
								321 N	Prairie View	3	0			
		325 N	Southern U.	3	0									
			LAST 10 GAMES											
			68 H	A&M-Corpus Christi	1	3	183 A	Houston Baptist	2	3	302 N	Texas Southern	3	0
			183 H	Houston Baptist	3	1	68 A	A&M-Corpus Christi	0	3	310 H	Jackson St.	3	0
			246 A	Southeastern La.	0	3	166 H	Stephen F. Austin	1	3	321 N	Prairie View	3	0
			248 A	New Orleans	0	3	278 H	Northwestern St.	0	3	325 N	Southern U.	3	0
			166 A	Stephen F. Austin	1	3	140 H	Central Ark.	0	3				

Non-Div. I Games:

Lamar

Average RPI Win: 238		WON-LOST	WINNING	LAST 10	STRENGTH OF		OPP. STRENGTH	TEAM	ADJ		CONF.	ADJ CONF.
Average RPI Loss: 186		RECORD	PCT. RANK	GAMES	SCHEDULE		OF SCHEDULE	RPI	RPI		RPI	RPI
DIV. I ONLY		14- 15	.48276	175	5- 5		254	274	216	.46366	219	26
DIV. I NON-CONF.		7- 6	.53846	152	0- 0		247	254	201	.47205	200	27
TOTALS		RPI 1-25	RPI 26-50		W-L RECORDS		RPI 51-100		RPI 101-150		RPI 150+	
14- 15	0- 0	0- 0		OVERALL		0- 2		1- 3		13- 10		
5- 5	0- 0	0- 0		HOME		0- 1		1- 0		4- 4		
6- 5	0- 0	0- 0		AWAY		0- 0		0- 1		6- 4		
3- 5	0- 0	0- 0		NEUTRAL		0- 1		0- 2		3- 2		
7- 6	0- 0	0- 0		NON-CONFERENCE		0- 1		1- 3		6- 2		
3- 0	0- 0	0- 0		HOME		0- 0		1- 0		2- 0		
2- 2	0- 0	0- 0		AWAY		0- 0		0- 1		2- 1		
2- 4	0- 0	0- 0		NEUTRAL		0- 1		0- 2		2- 1		
7- 9	0- 0	0- 0		CONFERENCE		0- 1		0- 0		7- 8		
2- 5	0- 0	0- 0		HOME		0- 1		0- 0		2- 4		
4- 3	0- 0	0- 0		AWAY		0- 0		0- 0		4- 3		
1- 1	0- 0	0- 0		NEUTRAL		0- 0		0- 0		1- 1		
RPI S	Opponent	Score	RPI S	Opponent	Score	RPI S	Opponent	Score	RPI S	Opponent	Score	
						69 N	Cleveland St.	2 3	106 A	George Washington	1 3	
						81 H	Coastal Caro.	0 3	112 H	Washington St.	3 1	
									138 N	UC Davis	0 3	
									149 N	Princeton	2 3	
									167 A	Liberty	3 1	
									167 H	Liberty	1 3	
									167 N	Liberty	3 2	
									181 A	High Point	1 3	
									181 H	High Point	2 3	
									185 H	LIU Brooklyn	3 1	
									194 A	Campbell	3 1	
									194 H	Campbell	3 2	
									194 N	Campbell	1 3	
									205 N	Robert Morris	3 0	
									210 N	DePaul	2 3	
									236 A	Winthrop	2 3	
									241 A	UNC Asheville	0 3	
									241 H	UNC Asheville	0 3	
									262 H	Elon	3 2	
									268 A	Georgia St.	3 2	
									287 A	Toledo	1 3	
									306 H	Charleston So.	2 3	
									309 A	Presbyterian	3 0	
									311 A	Gardner-Webb	3 2	
									311 H	Gardner-Webb	3 1	
									319 A	Norfolk St.	3 0	
									332 N	Grambling	3 0	
			LAST 10 GAMES									
			194 N	Campbell	1 3	194 H	Campbell	3 2				
			167 N	Liberty	3 2	167 A	Liberty	3 1				
			241 A	UNC Asheville	0 3	309 A	Presbyterian	3 0				
			311 A	Gardner-Webb	3 2	236 A	Winthrop	2 3				
			181 H	High Point	2 3	306 H	Charleston So.	2 3				

Non-Div. I Games:

Radford

Average RPI Win: 250		WON-LOST RECORD		WINNING PCT. RANK		LAST 10 GAMES		STRENGTH OF SCHEDULE		OPP. STRENGTH OF SCHEDULE		TEAM RPI		ADJ RPI		CONF. RPI		ADJ CONF. RPI	
Average RPI Loss: 146																			
DIV. I ONLY		12- 22		.35294 238		4- 6		134		250		221		.46338 220		19		19	
DIV. I NON-CONF.		6- 10		.375 235		0- 0		181		267		231		.45249 228		22		22	
TOTALS		RPI 1-25		RPI 26-50		W-L RECORDS		RPI 51-100		RPI 101-150		RPI 150+							
12- 22		0- 0		0- 0		OVERALL		0- 8		1- 6		11- 8							
6- 8		0- 0		0- 0		HOME		0- 3		0- 3		6- 2							
3- 11		0- 0		0- 0		AWAY		0- 4		1- 3		2- 4							
3- 3		0- 0		0- 0		NEUTRAL		0- 1		0- 0		3- 2							
6- 10		0- 0		0- 0		NON-CONFERENCE		0- 3		0- 1		6- 6							
2- 3		0- 0		0- 0		HOME		0- 1		0- 0		2- 2							
1- 4		0- 0		0- 0		AWAY		0- 1		0- 1		1- 2							
3- 3		0- 0		0- 0		NEUTRAL		0- 1		0- 0		3- 2							
6- 12		0- 0		0- 0		CONFERENCE		0- 5		1- 5		5- 2							
4- 5		0- 0		0- 0		HOME		0- 2		0- 3		4- 0							
2- 7		0- 0		0- 0		AWAY		0- 3		1- 2		1- 2							
0- 0		0- 0		0- 0		NEUTRAL		0- 0		0- 0		0- 0							
RPI S	Opponent	Score		RPI S	Opponent	Score		RPI S	Opponent	Score		RPI S	Opponent	Score					
								78 A Chattanooga	0 3	102 A Maryland	0 3								
								78 A Chattanooga	0 3	120 A UNCG	0 3								
								78 H Chattanooga	2 3	120 H UNCG	1 3								
								79 A Appalachian St.	0 3	128 A ETSU	3 2								
								82 N Towson	1 3	128 H ETSU	0 3								
								90 A Furman	1 3	136 A Samford	0 3								
								90 H Furman	0 3	136 H Samford	2 3								
								99 H Murray St.	0 3	174 N Idaho	3 1								
										181 H High Point	0 3								
										197 N Penn	2 3								
										201 H Fresno St.	0 3								
										215 A Wofford	0 3								
										215 H Wofford	3 2								
										227 N George Mason	3 1								
										230 A Howard	1 3								
										241 H UNC Asheville	3 0								
										245 A Mercer	1 3								
										245 H Mercer	3 2								
										250 N William & Mary	2 3								
										266 A East Carolina	3 1								
										268 H Georgia St.	3 2								
										271 A Tennessee Tech	1 3								
										305 A Citadel	3 2								
										305 H Citadel	3 1								
										305 H Citadel	3 1								
										323 N Hampton	3 0								
LAST 10 GAMES																			
				305 H Citadel	3 1			90 A Furman	1 3										
				78 A Chattanooga	0 3			305 A Citadel	3 2										
				78 H Chattanooga	2 3			128 A ETSU	3 2										
				136 H Samford	2 3			215 A Wofford	0 3										
				245 H Mercer	3 2			120 H UNCG	1 3										

Non-Div. I Games:

Western Caro.

Average RPI Win:		281	WON-LOST RECORD		WINNING PCT. RANK		LAST 10 GAMES		STRENGTH OF SCHEDULE		OPP. STRENGTH OF SCHEDULE		TEAM RPI		ADJ RPI		CONF. RPI		ADJ CONF. RPI	
DIV. I ONLY			19- 14		.57576 125		6- 4		290		298		214		.46247 221		29		29	
DIV. I NON-CONF.			9- 9		.5 162		0- 0		265		259		228		.45214 229		29		29	
TOTALS		RPI 1-25		RPI 26-50		W-L RECORDS		RPI 51-100		RPI 101-150		RPI 150+								
19- 14		0- 1		0- 0		OVERALL		0- 2		0- 2		19- 9								
14- 0		0- 0		0- 0		HOME		0- 0		0- 0		14- 0								
3- 9		0- 0		0- 0		AWAY		0- 1		0- 2		3- 6								
2- 5		0- 1		0- 0		NEUTRAL		0- 1		0- 0		2- 3								
9- 9		0- 1		0- 0		NON-CONFERENCE		0- 2		0- 2		9- 4								
7- 0		0- 0		0- 0		HOME		0- 0		0- 0		7- 0								
0- 5		0- 0		0- 0		AWAY		0- 1		0- 2		0- 2								
2- 4		0- 1		0- 0		NEUTRAL		0- 1		0- 0		2- 2								
10- 5		0- 0		0- 0		CONFERENCE		0- 0		0- 0		10- 5								
7- 0		0- 0		0- 0		HOME		0- 0		0- 0		7- 0								
3- 4		0- 0		0- 0		AWAY		0- 0		0- 0		3- 4								
0- 1		0- 0		0- 0		NEUTRAL		0- 0		0- 0		0- 1								
RPI	S	Opponent			Score		RPI	S	Opponent			Score		RPI	S	Opponent			Score	
3	N	Minnesota			0 3									129	A	UConn			1 3	
														143	A	New Hampshire			1 3	
														157	H	Dartmouth			3 1	
														185	A	LIU Brooklyn			0 3	
														185	H	LIU Brooklyn			3 1	
														188	A	Marist			2 3	
														196	N	Sam Houston St.			1 3	
														205	A	Robert Morris			2 3	
														205	H	Robert Morris			3 1	
														205	N	Robert Morris			1 3	
														234	N	Bucknell			3 0	
														243	N	UMBC			1 3	
														253	A	Sacred Heart			2 3	
														253	H	Sacred Heart			3 2	
														254	H	Providence			3 0	
														297	H	Iona			3 1	
														299	N	La Salle			3 1	
														301	A	Central Conn. St.			3 1	
														301	H	Central Conn. St.			3 0	
														312	H	Holy Cross			3 1	
														312	H	Holy Cross			3 1	
														314	A	St. Francis Brooklyn			3 1	
														314	H	St. Francis Brooklyn			3 0	
														315	A	Fairleigh Dickinson			3 0	
														315	H	Fairleigh Dickinson			3 1	
														317	A	Saint Francis (PA)			0 3	
														317	H	Saint Francis (PA)			3 1	
														205	H	Robert Morris			3 1	
														205	N	Robert Morris			3 1	

Non-Div. I Games:

Bryant

RPI	S	Opponent	Score	
318	H	Hartford	3	0
327	A	UMass Lowell	0	3
330	H	Quinnipiac	3	1

Bryant

B
r
y
a
n
t

B
r
y
a
n
t

Average RPI Win:	251	WON-LOST	WINNING	LAST 10	STRENGTH OF	OPP. STRENGTH	TEAM	ADJ	CONF.	ADJ CONF.	
Average RPI Loss:	108	RECORD	PCT. RANK	GAMES	SCHEDULE	OF SCHEDULE	RPI	RPI	RPI	RPI	
DIV. I ONLY	10- 21	.32258	254	2- 8	146	152	222	.462	222	8	8
DIV. I NON-CONF.	6- 7	.46154	185	0- 0	212	279	216	.46261	215	7	7
<hr/>											
TOTALS	RPI 1-25	RPI 26-50		W-L RECORDS		RPI 51-100		RPI 101-150		RPI 150+	
10- 21	0- 2	0- 4		OVERALL		0- 5		1- 6		9- 4	
2- 8	0- 1	0- 2		HOME		0- 1		0- 4		2- 0	
3- 9	0- 1	0- 2		AWAY		0- 2		1- 2		2- 2	
5- 4	0- 0	0- 0		NEUTRAL		0- 2		0- 0		5- 2	
6- 7	0- 0	0- 0		NON-CONFERENCE		0- 3		0- 1		6- 3	
0- 1	0- 0	0- 0		HOME		0- 0		0- 1		0- 0	
1- 2	0- 0	0- 0		AWAY		0- 1		0- 0		1- 1	
5- 4	0- 0	0- 0		NEUTRAL		0- 2		0- 0		5- 2	
4- 14	0- 2	0- 4		CONFERENCE		0- 2		1- 5		3- 1	
2- 7	0- 1	0- 2		HOME		0- 1		0- 3		2- 0	
2- 7	0- 1	0- 2		AWAY		0- 1		1- 2		1- 1	
0- 0	0- 0	0- 0		NEUTRAL		0- 0		0- 0		0- 0	
RPI	S	Opponent	Score	RPI	S	Opponent	Score	RPI	S	Opponent	Score
21	A	Creighton	0 3	36	A	Marquette	0 3	62	A	Xavier	1 3
21	H	Creighton	2 3	36	H	Marquette	0 3	62	H	Xavier	1 3
				43	A	Villanova	0 3	74	A	James Madison	1 3
				43	H	Villanova	0 3	77	N	American	1 3
								96	N	Kent St.	1 3
							</				

Non-Div. I Games:

Georgetown

Average RPI Win:	263	WON-LOST RECORD	WINNING PCT. RANK	LAST 10 GAMES	STRENGTH OF SCHEDULE	OPP. STRENGTH OF SCHEDULE	TEAM RPI	ADJ RPI	CONF. RPI	ADJ CONF. RPI			
DIV. I ONLY		10- 19	.34483	239	4- 6	164	175	224	.4612	223	14	15	
DIV. I NON-CONF.		5- 7	.41667	204	0- 0	284	214	261	.42768	260	15	16	
<hr/>													
TOTALS	RPI 1-25	RPI 26-50		W-L RECORDS		RPI 51-100		RPI 101-150		RPI 150+			
10- 19	0- 3	0- 0		OVERALL		0- 4		0- 7		10- 5			
4- 10	0- 2	0- 0		HOME		0- 2		0- 2		4- 4			
4- 6	0- 1	0- 0		AWAY		0- 2		0- 3		4- 0			
2- 3	0- 0	0- 0		NEUTRAL		0- 0		0- 2		2- 1			
<hr/>													
5- 7	0- 0	0- 0		NON-CONFERENCE		0- 2		0- 2		5- 3			
2- 3	0- 0	0- 0		HOME		0- 1		0- 0		2- 2			
1- 1	0- 0	0- 0		AWAY		0- 1		0- 0		1- 0			
2- 3	0- 0	0- 0		NEUTRAL		0- 0		0- 2		2- 1			
<hr/>													
5- 12	0- 3	0- 0		CONFERENCE		0- 2		0- 5		5- 2			
2- 7	0- 2	0- 0		HOME		0- 1		0- 2		2- 2			
3- 5	0- 1	0- 0		AWAY		0- 1		0- 3		3- 0			
0- 0	0- 0	0- 0		NEUTRAL		0- 0		0- 0		0- 0			
<hr/>													
RPI	S	Opponent	Score	RPI	S	Opponent	Score	RPI	S	Opponent	Score		
18	A	Arkansas St.	0 <div>3</div>					79	A	Appalachian St.	0 <div>3</div>		
18	H	Arkansas St.	0 <div>3</div>					79	H	Appalachian St.	0 <div>3</div>		
18	H	Arkansas St.	0 <div>3</div>					91	A	Fla. Atlantic	0 <div>3</div>		
								94	H	FGCU	2 <div>3</div>		
										101	N	Kennesaw St.	2 <div>3</div>
										105	A	Texas St.	0 <div>3</div>
										110	N	Georgia Tech	0 <div>3</div>
										119	A	Little Rock	1 <div>3</div>
										119	H	Little Rock	0 <div>3</div>
										121	A	Texas-Arlington	1 <div>3</div>
										121	H	Texas-Arlington	0 <div>3</div>
										163	H	South Ala.	1 <div>3</div>
										175	H	Troy	3 1
										213	N	Stetson	2 <div>3</div>
										217	A	Georgia	3 1
										236	H	Winthrop	1 <div>3</div>
										238	H	Tennessee St.	1 <div>3</div>
										249	A	La.-Monroe	3 0
										249	H	La.-Monroe	2 <div>3</div>
										255	N	Bethune-Cookman	3 0
										267	N	Binghamton	3 0
										268	A	Georgia St.	3 2
										268	H	Georgia St.	3 0
										290	A	La.-Lafayette	3 1
										308	H	Chicago St.	3 1
										331	H	Savannah St.	3 0
<hr/>													
LAST 10 GAMES													
		18 H Arkansas St.	0 <div>3</div>			18 A Arkansas St.	0 <div>3</div>						
		175 H Troy	3 1			121 H Texas-Arlington	0 <div>3</div>						
		268 A Georgia St.	3 2			79 H Appalachian St.	0 <div>3</div>						
		79 A Appalachian St.	0 <div>3</div>			290 A La.-Lafayette	3 1						
		119 A Little Rock	1 <div>3</div>			249 A La.-Monroe	3 0						

Non-Div. I Games:

Ga. Southern

Average RPI Win:		229	WON-LOST RECORD		WINNING PCT. RANK		LAST 10 GAMES		STRENGTH OF SCHEDULE		OPP. STRENGTH OF SCHEDULE		TEAM RPI		ADJ RPI		CONF. RPI		ADJ CONF. RPI				
Average RPI Loss:		98																					
DIV. I ONLY			8- 20		.28571 276		4- 6		131		88		225		.46115 224		15		14				
DIV. I NON-CONF.			1- 11		.08333 312		0- 0		101		28		262		.42756 261		9		9				
TOTALS		RPI 1-25		RPI 26-50		W-L RECORDS		RPI 51-100		RPI 101-150		RPI 150+											
8- 20		0- 2		0- 3		OVERALL		0- 6		2- 5		6- 4											
5- 3		0- 0		0- 1		HOME		0- 2		2- 0		3- 0											
2- 11		0- 2		0- 2		AWAY		0- 2		0- 4		2- 1											
1- 6		0- 0		0- 0		NEUTRAL		0- 2		0- 1		1- 3											
1- 11		0- 2		0- 1		NON-CONFERENCE		0- 2		0- 3		1- 3											
0- 0		0- 0		0- 0		HOME		0- 0		0- 0		0- 0											
0- 5		0- 2		0- 1		AWAY		0- 0		0- 2		0- 0											
1- 6		0- 0		0- 0		NEUTRAL		0- 2		0- 1		1- 3											
7- 9		0- 0		0- 2		CONFERENCE		0- 4		2- 2		5- 1											
5- 3		0- 0		0- 1		HOME		0- 2		2- 0		3- 0											
2- 6		0- 0		0- 1		AWAY		0- 2		0- 2		2- 1											
0- 0		0- 0		0- 0		NEUTRAL		0- 0		0- 0		0- 0											
RPI	S	Opponent		Score		RPI	S	Opponent		Score		RPI	S	Opponent		Score							
6	A	Washington		0	3	26	A	Hawaii		0	3	51	N	Lipscomb		2	3	109	A	New Mexico	1	3	
6	A	Washington		0	3	26	H	Hawaii		0	3	55	N	Idaho St.		0	3	118	N	LSU	0	3	
						41	A	Arizona		0	3	63	A	Long Beach St.		0	3	126	A	Utah	0	3	
												63	H	Long Beach St.		0	3	138	A	UC Davis	2	3	
												100	A	Cal Poly		0	3	138	H	UC Davis	3	1	
												100	H	Cal Poly		0	3	141	A	UC Irvine	0	3	
																		141	H	UC Irvine	3	0	
																		185	N	LIU Brooklyn	1	3	
																		186	N	South Dakota	0	3	
																		187	N	St. Mary's (CA)	2	3	
																		212	A	UC Santa Barbara	3	1	
																		212	H	UC Santa Barbara	3	2	
																		237	A	UC Riverside	2	3	
																		237	H	UC Riverside	3	2	
																		285	N	Florida A&M	3	1	
																		304	A	Cal St. Fullerton	3	2	
																		304	H	Cal St. Fullerton	3	0	
						LAST 10 GAMES																	
						304	A	Cal St. Fullerton		3	2	237	A	UC Riverside		2	3						
						237	H	UC Riverside		3	2	141	A	UC Irvine		0	3						
						63	H	Long Beach St.		0	3	138	A	UC Davis		2	3						
						304	H	Cal St. Fullerton		3	0	212	H	UC Santa Barbara		3	2						
						26	H	Hawaii		0	3	100	H	Cal Poly		0	3						

Non-Div. I Games:

CSUN

Average RPI Win: 245		WON-LOST RECORD		WINNING PCT. RANK		LAST 10 GAMES		STRENGTH OF SCHEDULE		OPP. STRENGTH OF SCHEDULE		TEAM RPI		ADJ RPI		CONF. RPI		ADJ CONF. RPI	
DIV. I ONLY		9- 20		.31034 265		5- 5		121		198		226		.46084 225		24		24	
DIV. I NON-CONF.		0- 13		0 319		0- 0		35		75		246		.43645 245		24		24	
TOTALS		RPI 1-25		RPI 26-50		W-L RECORDS		RPI 51-100		RPI 101-150		RPI 150+							
9- 20		0- 1		0- 4		OVERALL		0- 4		0- 3		9- 8							
6- 2		0- 0		0- 0		HOME		0- 0		0- 0		6- 2							
3- 10		0- 1		0- 1		AWAY		0- 3		0- 2		3- 3							
0- 8		0- 0		0- 3		NEUTRAL		0- 1		0- 1		0- 3							
0- 13		0- 1		0- 4		NON-CONFERENCE		0- 3		0- 2		0- 3							
0- 0		0- 0		0- 0		HOME		0- 0		0- 0		0- 0							
0- 5		0- 1		0- 1		AWAY		0- 2		0- 1		0- 0							
0- 8		0- 0		0- 3		NEUTRAL		0- 1		0- 1		0- 3							
9- 7		0- 0		0- 0		CONFERENCE		0- 1		0- 1		9- 5							
6- 2		0- 0		0- 0		HOME		0- 0		0- 0		6- 2							
3- 5		0- 0		0- 0		AWAY		0- 1		0- 1		3- 3							
0- 0		0- 0		0- 0		NEUTRAL		0- 0		0- 0		0- 0							
RPI	S	Opponent		Score		RPI	S	Opponent		Score		RPI	S	Opponent		Score			
10	A	Texas A&M		1	3	34	N	Wichita St.		0	3	64	N	New Mexico St.		0	3		
						41	N	Arizona		0	3	68	A	A&M-Corpus Christi		1	3		
						45	N	Boise St.		0	3	83	A	Denver		0	3		
						46	A	TCU		0	3	86	A	North Texas		2	3		
													</						

Non-Div. I Games:

Abilene Christian

Average RPI Win: 239		WON-LOST RECORD		WINNING PCT. RANK		LAST 10 GAMES		STRENGTH OF SCHEDULE		OPP. STRENGTH OF SCHEDULE		TEAM RPI		ADJ RPI		CONF. RPI		ADJ CONF. RPI	
DIV. I ONLY		10- 21		.32258 254		2- 8		145		188		228		.46003 226		16		16	
DIV. I NON-CONF.		6- 9		.4 216		0- 0		177		169		205		.46883 205		19		19	
TOTALS		RPI 1-25		RPI 26-50		W-L RECORDS		RPI 51-100		RPI 101-150		RPI 150+							
10- 21		0- 1		0- 2		OVERALL		0- 5		0- 5		10- 8							
3- 7		0- 0		0- 0		HOME		0- 2		0- 1		3- 4							
5- 9		0- 0		0- 1		AWAY		0- 3		0- 2		5- 3							
2- 5		0- 1		0- 1		NEUTRAL		0- 0		0- 2		2- 1							
6- 9		0- 1		0- 2		NON-CONFERENCE		0- 1		0- 3		6- 2							
2- 0		0- 0		0- 0		HOME		0- 0		0- 0		2- 0							
2- 4		0- 0		0- 1		AWAY		0- 1		0- 1		2- 1							
2- 5		0- 1		0- 1		NEUTRAL		0- 0		0- 2		2- 1							
4- 12		0- 0		0- 0		CONFERENCE		0- 4		0- 2		4- 6							
1- 7		0- 0		0- 0		HOME		0- 2		0- 1		1- 4							
3- 5		0- 0		0- 0		AWAY		0- 2		0- 1		3- 2							
0- 0		0- 0		0- 0		NEUTRAL		0- 0		0- 0		0- 0							
RPI S	Opponent	Score		RPI S	Opponent	Score		RPI S	Opponent	Score		RPI S	Opponent	Score					
17 N	Missouri	0	3	39 N	Southern Ill.	2	3	65 A	Illinois St.	0	3	104 N	Portland	0	3				
				47 A	Pittsburgh	0	3	69 A	Cleveland St.	0	3	116 N	IUPUI	0	3				
								69 H	Cleveland St.	0	3	123 A	Valparaiso	0	3				
								98 A	Oakland	0	3	123 H	Valparaiso	2	3				
								98 H	Oakland	0	3	144 A	Butler	0	3				
												168 A	Green Bay	3	0				
												168 H	Green Bay	1	3				
												173 A	Milwaukee	2	3				
												173 H	Milwaukee	3	0				
												177 A	Duquesne	2	3				
												190 A	Northern Ky.	0	3				
												190 H	Northern Ky.	2	3				
												199 N	Colgate	3	1				
												205 H	Robert Morris	3	1				
												228 A	Ill.-Chicago	3	0				
												228 H	Ill.-Chicago	1	3				
												229 A	Wright St.	3	0				
												229 H	Wright St.	2	3				
												275 N	Bradley	2	3				
												287 A	Toledo	3	0				
												287 N	Toledo	3	1				
												294 A	Canisius	3	1				
												317 H	Saint Francis (PA)	3	1				
				LAST 10 GAMES															
				228 A	Ill.-Chicago	3	0	69 H	Cleveland St.	0	3								
				123 A	Valparaiso	0	3	168 A	Green Bay	3	0								
				229 H	Wright St.	2	3	173 A	Milwaukee	2	3								
				190 H	Northern Ky.	2	3	123 H	Valparaiso	2	3								
				98 H	Oakland	0	3	228 H	Ill.-Chicago	1	3								

Non-Div. I Games:

Youngstown St.

Average RPI Win:		249	WON-LOST RECORD		WINNING PCT. RANK		LAST 10 GAMES		STRENGTH OF SCHEDULE		OPP. STRENGTH OF SCHEDULE		TEAM RPI		ADJ RPI		CONF. RPI		ADJ CONF. RPI	
DIV. I ONLY			10- 19		.34483 239		4- 6		160		203		227		.45877 227		17		17	
DIV. I NON-CONF.			6- 9		.4 216		1- 0		190		237		224		.45789 224		18		18	
TOTALS		RPI 1-25		RPI 26-50		W-L RECORDS		RPI 51-100		RPI 101-150		RPI 150+								
10- 19		0- 2		0- 0		OVERALL		0- 4		0- 6		10- 7								
3- 6		0- 1		0- 0		HOME		0- 2		0- 2		3- 1								
3- 9		0- 1		0- 0		AWAY		0- 2		0- 3		3- 3								
4- 4		0- 0		0- 0		NEUTRAL		0- 0		0- 1		4- 3								
6- 9		0- 0		0- 0		NON-CONFERENCE		0- 2		0- 3		6- 4								
1- 1		0- 0		0- 0		HOME		0- 1		0- 0		1- 0								
1- 4		0- 0		0- 0		AWAY		0- 1		0- 2		1- 1								
4- 4		0- 0		0- 0		NEUTRAL		0- 0		0- 1		4- 3								
4- 10		0- 2		0- 0		CONFERENCE		0- 2		0- 3		4- 3								
2- 5		0- 1		0- 0		HOME		0- 1		0- 2		2- 1								
2- 5		0- 1		0- 0		AWAY		0- 1		0- 1		2- 2								
0- 0		0- 0		0- 0		NEUTRAL		0- 0		0- 0		0- 0								
RPI	S	Opponent		Score		RPI	S	Opponent		Score		RPI	S	Opponent		Score				
25	A	Dayton		0 3								102	A	Maryland		0 3				
25	H	Dayton		0 3								70	A	Saint Louis		1 3				
												70	H	Saint Louis		0 3				
												77	H	American		0 3				
												106	A	George Washington		1 3				
												106	H	George Washington		0 3				
												114	N	San Francisco		0 3				
												124	A	St. John's (NY)		0 3				
												177	A	Duquesne		2 3				
												177	H	Duquesne		2 3				
												182	A	VCU		3 1				
												197	N	Penn		3 2				
												202	A	Air Force		0 3				
												220	N	Western Caro.		1 3				
												222	N	Georgetown		3 0				
												230	H	Howard		3 1				
												230	N	Howard		3 1				
												242	A	UMES		3 1				
												244	A	Davidson		1 3				
												274	N	Weber St.		1 3				
												283	H	Fordham		3 0				
												288	N	Cornell		2 3				
												299	A	La Salle		3 1				
												299	H	La Salle		3 2				
												301	N	Central Conn. St.		3 1				
LAST 10 GAMES																				
						177	H	Duquesne		2 3	242	A	UMES		3 1					
						299	H	La Salle		3 2	103	H	Rhode Island		1 3					
						25	A	Dayton		0 3	283	H	Fordham		3 0					
						70	A	Saint Louis		1 3	299	A	La Salle		3 1					
						106	H	George Washington		0 3	177	A	Duquesne		2 3					

Non-Div. I Games:

George Mason

Average RPI Win:	235	WON-LOST RECORD	WINNING PCT. RANK	LAST 10 GAMES	STRENGTH OF SCHEDULE	OPP. STRENGTH OF SCHEDULE	TEAM RPI	ADJ RPI	CONF. RPI	ADJ CONF. RPI		
DIV. I ONLY		12- 19	.3871	224	1- 9	218	205	233	.45741	228	16	16
DIV. I NON-CONF.		7- 8	.46667	180	0- 1	271	218	236	.4479	235	19	19
<hr/>												
TOTALS	RPI 1-25	RPI 26-50		W-L RECORDS		RPI 51-100		RPI 101-150		RPI 150+		
12- 19	0- 0	0- 0		OVERALL		1- 7		0- 3		11- 9		
6- 7	0- 0	0- 0		HOME		0- 3		0- 1		6- 3		
4- 8	0- 0	0- 0		AWAY		0- 3		0- 2		4- 3		
2- 4	0- 0	0- 0		NEUTRAL		1- 1		0- 0		1- 3		
7- 8	0- 0	0- 0		NON-CONFERENCE		1- 3		0- 1		6- 4		
4- 1	0- 0	0- 0		HOME		0- 1		0- 0		4- 0		
1- 3	0- 0	0- 0		AWAY		0- 1		0- 1		1- 1		
2- 4	0- 0	0- 0		NEUTRAL		1- 1		0- 0		1- 3		
5- 11	0- 0	0- 0		CONFERENCE		0- 4		0- 2		5- 5		
2- 6	0- 0	0- 0		HOME		0- 2		0- 1		2- 3		
3- 5	0- 0	0- 0		AWAY		0- 2		0- 1		3- 2		
0- 0	0- 0	0- 0		NEUTRAL		0- 0		0- 0		0- 0		
RPI	S	Opponent	Score	RPI	S	Opponent	Score	RPI	S	Opponent	Score	
						52 N UNI	3 2	123 A Valparaiso		1 3		
						65 H Illinois St.	1 3	123 H Valparaiso		0 3		
						69 A Cleveland St.	0 3	144 A Butler		0 3		
						69 H Cleveland St.	1 3	168 A Green Bay		0 3		
						83 A Denver	0 3	168 H Green Bay		0 3		
						88 N Cincinnati	1 3	173 A Milwaukee		2 3		
						98 A Oakland	0 3	173 H Milwaukee		3 2		
						98 H Oakland	0 3	190 A Northern Ky.		3 1		
								190 H Northern Ky.		1 3		
								204 N Eastern Ill.		1 3		
								210 A DePaul		0 3		
								225 N Abilene Christian		3 1		
								226 A Youngstown St.		3 1		
								226 H Youngstown St.		0 3		
								229 A Wright St.		3 1		
								229 H Wright St.		3 2		
								258 N Central Mich.		2 3		
								259 N Montana		2 3		
								280 A IPFW		3 1		
								291 H Morgan St.		3 0		
								301 H Central Conn. St.		3 0		
								308 H Chicago St.		3 1		
								313 H Western Ill.		3 0		
LAST 10 GAMES												
						226 H Youngstown St.	0 3	98 A Oakland		0 3		
						69 H Cleveland St.	1 3	123 H Valparaiso		0 3		
						168 A Green Bay	0 3	229 H Wright St.		3 2		
						173 A Milwaukee	2 3	190 H Northern Ky.		1 3		
						210 A DePaul	0 3	69 A Cleveland St.		0 3		

Non-Div. I Games:

Ill.-Chicago

Average RPI Win:	252	WON-LOST RECORD	WINNING PCT. RANK	LAST 10 GAMES	STRENGTH OF SCHEDULE	OPP. STRENGTH OF SCHEDULE	TEAM RPI	ADJ RPI	CONF. RPI	ADJ CONF. RPI			
DIV. I ONLY		15- 16	.48387 172	3- 7	275	239	223	.4572 229	16	16			
DIV. I NON-CONF.		11- 4	.73333 70	0- 0	315	290	192	.47666 197	19	19			
<hr/>													
TOTALS	RPI 1-25	RPI 26-50		W-L RECORDS	RPI 51-100		RPI 101-150		RPI 150+				
15- 16	0- 0	0- 0		OVERALL	1- 3		0- 5		14- 8				
9- 7	0- 0	0- 0		HOME	0- 2		0- 1		9- 4				
4- 7	0- 0	0- 0		AWAY	1- 1		0- 2		3- 4				
2- 2	0- 0	0- 0		NEUTRAL	0- 0		0- 2		2- 0				
11- 4	0- 0	0- 0		NON-CONFERENCE	0- 0		0- 3		11- 1				
7- 1	0- 0	0- 0		HOME	0- 0		0- 0		7- 1				
2- 1	0- 0	0- 0		AWAY	0- 0		0- 1		2- 0				
2- 2	0- 0	0- 0		NEUTRAL	0- 0		0- 2		2- 0				
4- 12	0- 0	0- 0		CONFERENCE	1- 3		0- 2		3- 7				
2- 6	0- 0	0- 0		HOME	0- 2		0- 1		2- 3				
2- 6	0- 0	0- 0		AWAY	1- 1		0- 1		1- 4				
0- 0	0- 0	0- 0		NEUTRAL	0- 0		0- 0		0- 0				
<hr/>													
RPI S	Opponent	Score	RPI S	Opponent	Score	RPI S	Opponent	Score	RPI S	Opponent	Score		
						69 A	Cleveland St.	1	3	113 N	Loyola Chicago	0	3
						69 H	Cleveland St.	1	3	117 A	Miami (OH)	0	3
						98 A	Oakland	3	1	123 A	Valparaiso	0	3
						98 H	Oakland	0	3	123 H	Valparaiso	0	3
						138 N	North Florida	2	3				
						168 A	Green Bay	0	3				
						168 H	Green Bay	1	3				
						173 A	Milwaukee	2	3				
						173 H	Milwaukee	3	0				
						190 A	Northern Ky.	0	3				
						190 H	Northern Ky.	3	0				
						226 A	Youngstown St.	3	2				
						226 H	Youngstown St.	0	3				
						228 A	Ill.-Chicago	2	3				
						228 H	Ill.-Chicago	1	3				
						241 N	UNC Asheville	3	0				
						256 A	Bowling Green	3	0				
						260 H	Evansville	3	0				
						271 H	Tennessee Tech	3	0				
						272 H	Niagara	3	1				
280 N	IPFW	3	1										
281 H	Morehead St.	3	1										
296 H	Akron	3	1										
296 H	Akron	2	3										
305 A	Citadel	3	1										
317 H	Saint Francis (PA)	3	0										
317 H	Saint Francis (PA)	3	0										
			LAST 10 GAMES										
98 A	Oakland	3	1	190 A	Northern Ky.	0	3	296 H	Akron	3	1		
226 A	Youngstown St.	3	2	228 A	Ill.-Chicago	2	3	296 H	Akron	2	3		
69 A	Cleveland St.	1	3	123 A	Valparaiso	0	3	305 A	Citadel	3	1		
173 H	Milwaukee	3	0	98 H	Oakland	0	3	317 H	Saint Francis (PA)	3	0		
168 H	Green Bay	1	3	226 H	Youngstown St.	0	3	317 H	Saint Francis (PA)	3	0		

Non-Div. I Games:

Wright St.

Average RPI Win:	280	WON-LOST RECORD	WINNING PCT. RANK	LAST 10 GAMES	STRENGTH OF SCHEDULE	OPP. STRENGTH OF SCHEDULE	TEAM RPI	ADJ RPI	CONF. RPI	ADJ CONF. RPI
DIV. I ONLY	179	18- 13	.58065 122	10- 0	306	291	229	.45676 230	31	31
DIV. I NON-CONF.		3- 12	.2 286	0- 0	226	157	294	.40231 293	31	31
TOTALS	RPI 1-25	RPI 26-50		W-L RECORDS	RPI 51-100		RPI 101-150		RPI 150+	
18- 13	0- 0	0- 1		OVERALL	0- 2		0- 2		18- 8	
8- 1	0- 0	0- 0		HOME	0- 0		0- 1		8- 0	
6- 6	0- 0	0- 1		AWAY	0- 1		0- 0		6- 4	
4- 6	0- 0	0- 0		NEUTRAL	0- 1		0- 1		4- 4	
3- 12	0- 0	0- 1		NON-CONFERENCE	0- 2		0- 2		3- 7	
1- 1	0- 0	0- 0		HOME	0- 0		0- 1		1- 0	
1- 5	0- 0	0- 1		AWAY	0- 1		0- 0		1- 3	
1- 6	0- 0	0- 0		NEUTRAL	0- 1		0- 1		1- 4	
15- 1	0- 0	0- 0		CONFERENCE	0- 0		0- 0		15- 1	
7- 0	0- 0	0- 0		HOME	0- 0		0- 0		7- 0	
5- 1	0- 0	0- 0		AWAY	0- 0		0- 0		5- 1	
3- 0	0- 0	0- 0		NEUTRAL	0- 0		0- 0		3- 0	
RPI S Opponent Score	RPI S Opponent Score		RPI S Opponent Score		RPI S Opponent Score		RPI S Opponent Score			
	43 A Villanova	0 3		74 N James Madison	0 3		102 H Maryland	1 3		
				77 A American	0 3		149 N Princeton	2 3		
							177 N Duquesne	3 2		
							197 N Penn	0 3		
							203 A Rutgers	1 3		
							208 N Siena	0 3		
							220 H Western Caro.	3 1		
							222 N Georgetown	2 3		
							227 A George Mason	1 3		
							227 N George Mason	1 3		
							242 A UMES	3 0		
							242 H UMES	3 1		
							243 A UMBC	3 1		
							255 H Bethune-Cookman	3 2		
							255 N Bethune-Cookman	3 0		
							285 N Florida A&M	3 1		
							286 A Coppin St.	3 0		
							286 H Coppin St.	3 0		
							291 A Morgan St.	1 3		
							291 H Morgan St.	3 0		
							307 A Loyola Maryland	0 3		
	LAST 10 GAMES									
	255 N Bethune-Cookman	3 0		319 A Norfolk St.	3 0		319 H Norfolk St.	3 0		
	285 N Florida A&M	3 1		322 A Delaware St.	3 1		322 A Delaware St.	3 1		
	329 N South Carolina St.	3 0		242 H UMES	3 1		322 H Delaware St.	3 1		
	291 H Morgan St.	3 0		286 H Coppin St.	3 0		323 A Hampton	3 1		
	323 A Hampton	3 1		255 H Bethune-Cookman	3 2		323 H Hampton	3 0		

Non-Div. I Games:

Howard

RPI	S	Opponent	Score	
329	N	South Carolina St.	3	0

Howard

H
o
w
a
r
d

H
o
w
a
r
d

Average RPI Win:	244	WON-LOST	WINNING	LAST 10	STRENGTH OF	OPP. STRENGTH	TEAM	ADJ	CONF.	ADJ CONF.	
Average RPI Loss:	136	RECORD	PCT. RANK	GAMES	SCHEDULE	OF SCHEDULE	RPI	RPI	RPI	RPI	
DIV. I ONLY	13- 18	.41935	211	2- 8	248	218	231	.45595	231	10	10
DIV. I NON-CONF.	8- 5	.61538	125	0- 0	314	311	237	.44507	239	10	10
<hr/>											
TOTALS	RPI 1-25	RPI 26-50		W-L RECORDS		RPI 51-100		RPI 101-150		RPI 150+	
13- 18	0- 0	1- 5		OVERALL		0- 2		0- 3		12- 8	
5- 8	0- 0	1- 2		HOME		0- 2		0- 2		4- 2	
2- 10	0- 0	0- 3		AWAY		0- 0		0- 1		2- 6	
6- 0	0- 0	0- 0		NEUTRAL		0- 0		0- 0		6- 0	
8- 5	0- 0	0- 0		NON-CONFERENCE		0- 2		0- 0		8- 3	
1- 3	0- 0	0- 0		HOME		0- 2		0- 0		1- 1	
1- 2	0- 0	0- 0		AWAY		0- 0		0- 0		1- 2	
6- 0	0- 0	0- 0		NEUTRAL		0- 0		0- 0		6- 0	
5- 13	0- 0	1- 5		CONFERENCE		0- 0		0- 3		4- 5	
4- 5	0- 0	1- 2		HOME		0- 0		0- 2		3- 1	
1- 8	0- 0	0- 3		AWAY		0- 0		0- 1		1- 4	
0- 0	0- 0	0- 0		NEUTRAL		0- 0		0- 0		0- 0	
RPI S	Opponent	Score	RPI S	Opponent	Score	RPI S	Opponent	Score	RPI S	Opponent	Score
			31 A	Colorado St.	0 3	80 H	Sacramento St.	1 3	109 A	New Mexico	0 3
			31 H	Colorado St.	1 3	100 H	Cal Poly	1 3	109 H	New Mexico	0 3
			45 A	Boise St.	0 3				148 H	San Diego St.	0 3
			45 H	Boise St.	0 3				155 A	UNLV	1 3
			48 A	Wyoming	2 3				155 H	UNLV	1 3
			48 H	Wyoming	3 2				161 N	Omaha	3 1
									176 A	Nevada	0 3
									201 A	Fresno St.	3 2
									201 H	Fresno St.	3 1
									202 A	Air Force	1 3
									202 H	Air Force	3 0
									237 H	UC Riverside	2 3
									251 A	UTRGV	2 3
									258 A	Central Mich.	0 3
									260 N	Evansville	3 1
									261 A	Utah St.	0 3
									261 H	Utah St.	3 0
									274 H	Weber St.	3 0
									276 N	Incarnate Word	3 1
									312 N	Holy Cross	3 1
									325 N	Southern U.	3 0
									327 A	UMass Lowell	3 0
									330 N	Quinnipiac	3 1
<hr/>											
			LAST 10 GAMES								
			148 H	San Diego St.	0 3	261 H	Utah St.	3 0	330 N	Quinnipiac	3 1
			176 A	Nevada	0 3	202 A	Air Force	1 3			
			48 A	Wyoming	2 3	109 A	New Mexico	0 3			
			31 A	Colorado St.	0 3	201 H	Fresno St.	3 1			
			45 H	Boise St.	0 3	155 H	UNLV	1 3			

Non-Div. I Games:

San Jose St.

Average RPI Win:		259	WON-LOST RECORD		WINNING PCT. RANK		LAST 10 GAMES		STRENGTH OF SCHEDULE		OPP. STRENGTH OF SCHEDULE		TEAM RPI		ADJ RPI		CONF. RPI		ADJ CONF. RPI				
Average RPI Loss:		124																					
DIV. I ONLY			7- 22		.24138 289		4- 6		84		211		232		.45593 232		20		20				
DIV. I NON-CONF.			1- 11		.08333 312		0- 0		16		199		210		.46609 210		14		14				
TOTALS		RPI 1-25		RPI 26-50		W-L RECORDS		RPI 51-100		RPI 101-150		RPI 150+											
7- 22		0- 2		0- 3		OVERALL		0- 6		0- 4		7- 7											
2- 6		0- 0		0- 1		HOME		0- 2		0- 1		2- 2											
4- 9		0- 2		0- 1		AWAY		0- 3		0- 1		4- 2											
1- 7		0- 0		0- 1		NEUTRAL		0- 1		0- 2		1- 3											
1- 11		0- 2		0- 1		NON-CONFERENCE		0- 3		0- 2		1- 3											
0- 0		0- 0		0- 0		HOME		0- 0		0- 0		0- 0											
0- 5		0- 2		0- 0		AWAY		0- 2		0- 0		0- 1											
1- 6		0- 0		0- 1		NEUTRAL		0- 1		0- 2		1- 2											
6- 11		0- 0		0- 2		CONFERENCE		0- 3		0- 2		6- 4											
2- 6		0- 0		0- 1		HOME		0- 2		0- 1		2- 2											
4- 4		0- 0		0- 1		AWAY		0- 1		0- 1		4- 1											
0- 1		0- 0		0- 0		NEUTRAL		0- 0		0- 0		0- 1											
RPI	S	Opponent		Score		RPI	S	Opponent		Score		RPI	S	Opponent		Score							
6	A	Washington		0	3	43	N	Villanova		0	3	61	A	Syracuse		0	3	115	N	Southern Miss.		2	3
9	A	Penn St.		0	3	50	A	Ohio		0	3	89	A	Ole Miss		2	3	117	A	Miami (OH)		0	3
						50	H	Ohio		0	3	92	H	Northern Ill.		2	3	117	H	Miami (OH)		0	3
												96	A	Kent St.		0	3	143	N	New Hampshire		0	3
												96	H	Kent St.		1	3	158	H	Western Mich.		1	3
												99	N	Murray St.		0	3	171	N	Belmont		0	3
																		191	A	Ball St.		0	3
																		191	N	Ball St.		1	3
																		195	A	Eastern Mich.		3	2
																		240	N	Stony Brook		1	3
																		256	A	Bowling Green		3	1
																		256	H	Bowling Green		3	1
																		258	A	Central Mich.		3	2
																		264	N	Navy		3	0
																		287	H	Toledo		3	1
																		294	A	Canisius		1	3
																		296	A	Akron		3	1
																		296	H	Akron		1	3
LAST 10 GAMES																							
						191	N	Ball St.		1	3	191	A	Ball St.		0	3						
						96	A	Kent St.		0	3	296	A	Akron		3	1						
						50	A	Ohio		0	3	258	A	Central Mich.		3	2						
						117	H	Miami (OH)		0	3	195	A	Eastern Mich.		3	2						
						256	H	Bowling Green		3	1	92	H	Northern Ill.		2	3						

Non-Div. I Games:

Buffalo

Average RPI Win: 229		WON-LOST RECORD	WINNING PCT. RANK	LAST 10 GAMES	STRENGTH OF SCHEDULE	OPP. STRENGTH OF SCHEDULE	TEAM RPI	ADJ RPI	CONF. RPI	ADJ CONF. RPI					
Average RPI Loss: 132															
DIV. I ONLY		10- 20	.33333	246	3- 7	172	177	234	.45467	233	9	9			
DIV. I NON-CONF.		6- 6	.5	162	0- 0	268	276	232	.45065	233	11	11			
<hr/>															
TOTALS		RPI 1-25		RPI 26-50		W-L RECORDS		RPI 51-100		RPI 101-150		RPI 150+			
10- 20		0- 0		0- 3		OVERALL		1- 3		1- 8		8- 6			
7- 8		0- 0		0- 2		HOME		1- 1		1- 4		5- 1			
0- 10		0- 0		0- 1		AWAY		0- 1		0- 4		0- 4			
3- 2		0- 0		0- 0		NEUTRAL		0- 1		0- 0		3- 1			
6- 6		0- 0		0- 1		NON-CONFERENCE		0- 1		0- 0		6- 4			
3- 2		0- 0		0- 1		HOME		0- 0		0- 0		3- 1			
0- 2		0- 0		0- 0		AWAY		0- 0		0- 0		0- 2			
3- 2		0- 0		0- 0		NEUTRAL		0- 1		0- 0		3- 1			
4- 14		0- 0		0- 2		CONFERENCE		1- 2		1- 8		2- 2			
4- 6		0- 0		0- 1		HOME		1- 1		1- 4		2- 0			
0- 8		0- 0		0- 1		AWAY		0- 1		0- 4		0- 2			
0- 0		0- 0		0- 0		NEUTRAL		0- 0		0- 0		0- 0			
RPI	S	Opponent	Score	RPI	S	Opponent	Score	RPI	S	Opponent	Score				
				27	A	SMU	0 3	67	N	UTSA	0 3	108	A	Tulsa	2 3
				27	H	SMU	0 3	71	A	Temple	1 3	108	H	Tulsa	3 2
				46	H	TCU	0 3	71	H	Temple	3 1	127	A	UCF	2 3
								88	H	Cincinnati	0 3	127	H	UCF	0 3
												129	A	UConn	0 3
												129	H	UConn	2 3
												132	A	Houston	1 3
												132	H	Houston	2 3
												134	H	Memphis	2 3
												151	H	North Carolina St.	1 3
												160	A	South Fla.	2 3
												160	H	South Fla.	3 2
												196	A	Sam Houston St.	0 3
												218	A	Lamar	1 3
												248	H	New Orleans	3 1
												251	N	UTRGV	3 1
												266	A	East Carolina	2 3
												266	H	East Carolina	3 2
												276	H	Incarnate Word	3 1
												282	H	Nicholls St.	3 0
												303	N	Montana St.	1 3
												310	N	Jackson St.	3 0
												321	N	Prairie View	3 0
LAST 10 GAMES															
266 H East Carolina				3	2	71 H Temple				3	1	321 N Prairie View			
132 A Houston				1	3	127 H UCF				0	3				
108 A Tulsa				2	3	160 H South Fla.				3	2				
27 A SMU				0	3	71 A Temple				1	3				
129 H UConn				2	3	129 A UConn				0	3				

Non-Div. I Games:

Tulane

Average RPI Win:	277	WON-LOST	WINNING	LAST 10	STRENGTH OF	OPP. STRENGTH	TEAM	ADJ	CONF.	ADJ CONF.	
Average RPI Loss:	184	RECORD	PCT. RANK	GAMES	SCHEDULE	OF SCHEDULE	RPI	RPI	RPI	RPI	
DIV. I ONLY	14- 12	.53846	140	5- 5	295	281	230	.45462	234	25	25
DIV. I NON-CONF.	6- 4	.6	132	0- 0	319	306	244	.43782	243	25	26
<hr/>											
TOTALS	RPI 1-25	RPI 26-50		W-L RECORDS		RPI 51-100		RPI 101-150		RPI 150+	
14- 12	0- 0	0- 0		OVERALL		0- 2		1- 1		13- 9	
6- 4	0- 0	0- 0		HOME		0- 1		1- 0		5- 3	
3- 7	0- 0	0- 0		AWAY		0- 1		0- 1		3- 5	
5- 1	0- 0	0- 0		NEUTRAL		0- 0		0- 0		5- 1	
<hr/>											
6- 4	0- 0	0- 0		NON-CONFERENCE		0- 0		0- 0		6- 4	
1- 1	0- 0	0- 0		HOME		0- 0		0- 0		1- 1	
0- 2	0- 0	0- 0		AWAY		0- 0		0- 0		0- 2	
5- 1	0- 0	0- 0		NEUTRAL		0- 0		0- 0		5- 1	
<hr/>											
8- 8	0- 0	0- 0		CONFERENCE		0- 2		1- 1		7- 5	
5- 3	0- 0	0- 0		HOME		0- 1		1- 0		4- 2	
3- 5	0- 0	0- 0		AWAY		0- 1		0- 1		3- 3	
0- 0	0- 0	0- 0		NEUTRAL		0- 0		0- 0		0- 0	
<hr/>											
RPI S	Opponent	Score	RPI S	Opponent	Score	RPI S	Opponent	Score	RPI S	Opponent	Score
						77 A	American	0 3	122 A	Army West Point	0 3
						77 H	American	0 3	122 H	Army West Point	3 1
									152 A	Lehigh	0 3
									152 H	Lehigh	2 3
									165 N	Fairfield	3 0
									188 A	Marist	1 3
									199 A	Colgate	0 3
									199 H	Colgate	0 3
									221 N	Bryant	0 3
									252 N	Brown	3 2
									254 H	Providence	1 3
									264 A	Navy	2 3
									264 H	Navy	3 2
									298 N	NJIT	3 0
									299 N	La Salle	3 0
									300 A	Lafayette	3 2
									300 H	Lafayette	3 0
									301 A	Central Conn. St.	1 3
									307 A	Loyola Maryland	3 0
									307 H	Loyola Maryland	3 0
									312 A	Holy Cross	3 1
									312 H	Holy Cross	3 0
									318 N	Hartford	3 1
									322 H	Delaware St.	3 0

Non-Div. I Games:

Bucknell

[illegible]

Non-Div. I Games:

Middle Tenn.

Average RPI Win:		272	WON-LOST RECORD		WINNING PCT. RANK		LAST 10 GAMES		STRENGTH OF SCHEDULE		OPP. STRENGTH OF SCHEDULE		TEAM RPI		ADJ RPI		CONF. RPI		ADJ CONF. RPI	
DIV. I ONLY			14- 18		.4375 202		6- 4		250		270		235		.45315 236		26		26	
DIV. I NON-CONF.			6- 10		.375 235		1- 0		260		210		255		.43052 254		27		27	
TOTALS		RPI 1-25		RPI 26-50		W-L RECORDS		RPI 51-100		RPI 101-150		RPI 150+								
14- 18		0- 1		0- 0		OVERALL		0- 6		0- 1		14- 10								
7- 6		0- 1		0- 0		HOME		0- 2		0- 0		7- 3								
4- 7		0- 0		0- 0		AWAY		0- 2		0- 0		4- 5								
3- 5		0- 0		0- 0		NEUTRAL		0- 2		0- 1		3- 2								
6- 10		0- 1		0- 0		NON-CONFERENCE		0- 3		0- 1		6- 5								
2- 4		0- 1		0- 0		HOME		0- 1		0- 0		2- 2								
2- 2		0- 0		0- 0		AWAY		0- 1		0- 0		2- 1								
2- 4		0- 0		0- 0		NEUTRAL		0- 1		0- 1		2- 2								
8- 8		0- 0		0- 0		CONFERENCE		0- 3		0- 0		8- 5								
5- 2		0- 0		0- 0		HOME		0- 1		0- 0		5- 1								
2- 5		0- 0		0- 0		AWAY		0- 1		0- 0		2- 4								
1- 1		0- 0		0- 0		NEUTRAL		0- 1		0- 0		1- 0								
RPI	S	Opponent		Score		RPI	S	Opponent		Score		RPI	S	Opponent		Score				
17	H	Missouri		0 3								125	N	North Dakota St.		1 3				
								81 A Coastal Caro.		0 3		164	N	South Carolina		2 3				
								81 N Coastal Caro.		2 3		167	H	Liberty		2 3				
								86 N North Texas		2 3		178	H	West Virginia		1 3				
								90 A Furman		1 3		181	A	High Point		1 3				
								99 H Murray St.		1 3		194	A	Campbell		2 3				
												209	H	Charlotte		3 0				
												211	N	Clemson		0 3				
												214	A	USC Upstate		1 3				
												219	H	Radford		3 2				
												223	A	Ga. Southern		3 1				
												238	N	Tennessee St.		3 0				
												241	A	UNC Asheville		3 1				
												241	H	UNC Asheville		3 0				
												241	N	UNC Asheville		3 1				
												244	H	Davidson		1 3				
												306	A	Charleston So.		1 3				
												306	H	Charleston So.		3 0				
												308	N	Chicago St.		3 0				
												309	A	Presbyterian		3 0				
												309	H	Presbyterian		3 0				
												311	A	Gardner-Webb		2 3				
												311	H	Gardner-Webb		3 1				
												328	A	N.C. Central		3 0				
												328	H	N.C. Central		3 0				

Non-Div. I Games:

Winthrop

Average RPI Win:		250	WON-LOST RECORD		WINNING PCT. RANK		LAST 10 GAMES		STRENGTH OF SCHEDULE		OPP. STRENGTH OF SCHEDULE		TEAM RPI		ADJ RPI		CONF. RPI		ADJ CONF. RPI				
Average RPI Loss:		111	10- 19		.34483	239	4- 6		212		131		237		.45314	237	15		14				
DIV. I ONLY			5- 8		.38462	228	0- 0		199		150		223		.46053	222	9		9				
DIV. I NON-CONF.																							
TOTALS		RPI 1-25		RPI 26-50		W-L RECORDS		RPI 51-100		RPI 101-150		RPI 150+											
10- 19		0- 0		0- 5		OVERALL		0- 5		1- 4		9- 5											
4- 4		0- 0		0- 1		HOME		0- 2		1- 1		3- 0											
3- 10		0- 0		0- 2		AWAY		0- 2		0- 3		3- 3											
3- 5		0- 0		0- 2		NEUTRAL		0- 1		0- 0		3- 2											
5- 8		0- 0		0- 3		NON-CONFERENCE		0- 1		0- 1		5- 3											
0- 0		0- 0		0- 0		HOME		0- 0		0- 0		0- 0											
2- 3		0- 0		0- 1		AWAY		0- 0		0- 1		2- 1											
3- 5		0- 0		0- 2		NEUTRAL		0- 1		0- 0		3- 2											
5- 11		0- 0		0- 2		CONFERENCE		0- 4		1- 3		4- 2											
4- 4		0- 0		0- 1		HOME		0- 2		1- 1		3- 0											
1- 7		0- 0		0- 1		AWAY		0- 2		0- 2		1- 2											
0- 0		0- 0		0- 0		NEUTRAL		0- 0		0- 0		0- 0											
RPI	S	Opponent		Score		RPI	S	Opponent		Score		RPI	S	Opponent		Score		RPI	S	Opponent		Score	
				26	A	Hawaii		1	3	63	A	Long Beach St.		0	3	104	A	Portland		0	3		
				26	H	Hawaii		0	3	63	H	Long Beach St.		0	3	138	A	UC Davis		1	3		
				35	N	Northern Ariz.		1	3	80	N	Sacramento St.		1	3	138	H	UC Davis		3	2		
				37	A	Santa Clara		0	3	100	A	Cal Poly		0	3	141	A	UC Irvine		0	3		
				45	N	Boise St.		1	3	100	H	Cal Poly		0	3	141	H	UC Irvine		0	3		
																176	N	Nevada		2	3		
																201	A	Fresno St.		0	3		
																203	N	Rutgers		0	3		
																212	A	UC Santa Barbara		1	3		
																212	H	UC Santa Barbara		3	0		
																224	A	CSUN		2	3		
																224	H	CSUN		3	2		
																231	A	San Jose St.		3	2		
																258	N	Central Mich.		3	0		
																274	N	Weber St.		3	1		
																279	A	Grand Canyon		3	1		
																279	N	Grand Canyon		3	0		
																304	A	Cal St. Fullerton		3	0		
																304	H	Cal St. Fullerton		3	2		
				LAST 10 GAMES																			
				63	H	Long Beach St.		0	3	224	H	CSUN		3	2								
				224	A	CSUN		2	3	26	A	Hawaii		1	3								
				212	H	UC Santa Barbara		3	0	141	H	UC Irvine		0	3								
				100	H	Cal Poly		0	3	138	H	UC Davis		3	2								
				304	A	Cal St. Fullerton		3	0	100	A	Cal Poly		0	3								

Non-Div. I Games:

UC Riverside

Average RPI Win: 265		WON-LOST	WINNING	LAST 10	STRENGTH OF		OPP. STRENGTH	TEAM	ADJ	CONF.	ADJ CONF.
Average RPI Loss: 201		RECORD	PCT. RANK	GAMES	SCHEDULE		OF SCHEDULE	RPI	RPI	RPI	RPI
DIV. I ONLY		16- 14	.53333	145	6- 4		302	284	238	.45025	238
DIV. I NON-CONF.		5- 7	.41667	204	0- 0		304	303	285	.40927	283
TOTALS		RPI 1-25	RPI 26-50		W-L RECORDS		RPI 51-100		RPI 101-150		RPI 150+
16- 14	0- 0	0- 0		OVERALL		0- 3		0- 2		16- 9	
7- 3	0- 0	0- 0		HOME		0- 0		0- 1		7- 2	
6- 8	0- 0	0- 0		AWAY		0- 3		0- 1		6- 4	
3- 3	0- 0	0- 0		NEUTRAL		0- 0		0- 0		3- 3	
5- 7	0- 0	0- 0		NON-CONFERENCE		0- 1		0- 2		5- 4	
1- 1	0- 0	0- 0		HOME		0- 0		0- 1		1- 0	
2- 3	0- 0	0- 0		AWAY		0- 1		0- 1		2- 1	
2- 3	0- 0	0- 0		NEUTRAL		0- 0		0- 0		2- 3	
11- 7	0- 0	0- 0		CONFERENCE		0- 2		0- 0		11- 5	
6- 2	0- 0	0- 0		HOME		0- 0		0- 0		6- 2	
4- 5	0- 0	0- 0		AWAY		0- 2		0- 0		4- 3	
1- 0	0- 0	0- 0		NEUTRAL		0- 0		0- 0		1- 0	
RPI S	Opponent	Score	RPI S	Opponent	Score	RPI S	Opponent	Score	RPI S	Opponent	Score
						89 A	Ole Miss	1 3	128 A	ETSU	0 3
						99 A	Murray St.	0 3	136 H	Samford	2 3
						99 A	Murray St.	0 3	171 A	Belmont	3 2
									171 H	Belmont	3 0
									180 N	Oral Roberts	0 3
									204 A	Eastern Ill.	3 1
									223 A	Ga. Southern	3 1
									236 N	Winthrop	0 3
									239 A	Eastern Ky.	2 3
									239 H	Eastern Ky.	1 3
									239 N	Eastern Ky.	3 2
									248 A	New Orleans	1 3
									263 H	Southeast Mo. St.	2 3
									269 H	UT Martin	3 2
									271 A	Tennessee Tech	3 2
									271 H	Tennessee Tech	3 1
									273 A	Austin Peay	3 2
									278 N	Northwestern St.	1 3
									281 A	Morehead St.	2 3
									281 H	Morehead St.	3 1
									289 H	SIUE	3 0
									295 A	Jacksonville St.	2 3
									295 H	Jacksonville St.	3 0
									308 N	Chicago St.	3 0
									316 H	Alabama A&M	3 0
									325 A	Southern U.	3 0
									332 N	Grambling	3 0
			LAST 10 GAMES								
			99 A	Murray St.	0 3	271 A	Tennessee Tech	3 2			
			239 N	Eastern Ky.	3 2	281 H	Morehead St.	3 1			
			204 A	Eastern Ill.	3 1	239 H	Eastern Ky.	1 3			
			171 H	Belmont	3 0	269 H	UT Martin	3 2			
			295 A	Jacksonville St.	2 3	263 H	Southeast Mo. St.	2 3			

Non-Div. I Games:

Tennessee St.

[illegible]

Non-Div. I Games:

Eastern Ky.

Average RPI Win:		289	WON-LOST RECORD		WINNING PCT. RANK		LAST 10 GAMES		STRENGTH OF SCHEDULE		OPP. STRENGTH OF SCHEDULE		TEAM RPI		ADJ RPI		CONF. RPI		ADJ CONF. RPI	
DIV. I ONLY			12- 19		.3871 224		4- 6		234		253		241		.44991 240		28		28	
DIV. I NON-CONF.			6- 12		.33333 249		2- 0		122		177		208		.46814 207		28		28	
TOTALS		RPI 1-25		RPI 26-50		W-L RECORDS		RPI 51-100		RPI 101-150		RPI 150+								
12- 19		0- 1		0- 2		OVERALL		0- 2		0- 9		12- 5								
7- 5		0- 0		0- 0		HOME		0- 0		0- 5		7- 0								
3- 8		0- 1		0- 1		AWAY		0- 1		0- 2		3- 3								
2- 6		0- 0		0- 1		NEUTRAL		0- 1		0- 2		2- 2								
6- 12		0- 1		0- 2		NON-CONFERENCE		0- 2		0- 4		6- 3								
3- 3		0- 0		0- 0		HOME		0- 0		0- 3		3- 0								
1- 4		0- 1		0- 1		AWAY		0- 1		0- 0		1- 1								
2- 5		0- 0		0- 1		NEUTRAL		0- 1		0- 1		2- 2								
6- 7		0- 0		0- 0		CONFERENCE		0- 0		0- 5		6- 2								
4- 2		0- 0		0- 0		HOME		0- 0		0- 2		4- 0								
2- 4		0- 0		0- 0		AWAY		0- 0		0- 2		2- 2								
0- 1		0- 0		0- 0		NEUTRAL		0- 0		0- 1		0- 0								
RPI	S	Opponent		Score		RPI	S	Opponent		Score		RPI	S	Opponent		Score				
9	A	Penn St.		0 3		29	A	Loyola Marymount		0 3		63	A	Long Beach St.		0 3				
						43	N	Villanova		1 3		98	N	Oakland		2 3				
														103 H Rhode Island		1 3				
														111 H Hofstra		0 3				
														122 H Army West Point		1 3				
														135 A Albany (NY)		2 3				
														135 H Albany (NY)		2 3				
														135 N Albany (NY)		0 3				
														140 N Central Ark.		1 3				
														143 A New Hampshire		0 3				
														143 H New Hampshire		1 3				
														156 N Marshall		2 3				
														172 N Boston College		0 3				
														232 N Buffalo		3 1				
														243 A UMBC		1 3				
														243 H UMBC		3 0				
														253 H Sacred Heart		3 0				
														257 A Manhattan		1 3				
														264 H Columbia		3 1				
														267 A Binghamton		2 3				
														267 H Binghamton		3 0				
														283 A Fordham		3 0				
														312 N Holy Cross		3 1				
														318 A Hartford		3 0				
														318 H Hartford		3 1				
														322 H Delaware St.		3 0				
														327 A UMass Lowell		3 0				
														327 H UMass Lowell		3 0				

Non-Div. I Games:

Stony Brook

Average RPI Win: 270		WON-LOST RECORD		WINNING PCT. RANK		LAST 10 GAMES		STRENGTH OF SCHEDULE		OPP. STRENGTH OF SCHEDULE		TEAM RPI		ADJ RPI		CONF. RPI		ADJ CONF. RPI	
DIV. I ONLY		14- 12		.53846 140		5- 5		308		290		242		.44734 241		26		26	
DIV. I NON-CONF.		6- 5		.54545 146		0- 0		309		313		249		.43491 248		27		27	
TOTALS		RPI 1-25		RPI 26-50		W-L RECORDS		RPI 51-100		RPI 101-150		RPI 150+							
14- 12		0- 0		0- 0		OVERALL		0- 1		0- 1		14- 10							
9- 2		0- 0		0- 0		HOME		0- 0		0- 0		9- 2							
4- 6		0- 0		0- 0		AWAY		0- 1		0- 0		4- 5							
1- 4		0- 0		0- 0		NEUTRAL		0- 0		0- 1		1- 3							
6- 5		0- 0		0- 0		NON-CONFERENCE		0- 0		0- 1		6- 4							
4- 0		0- 0		0- 0		HOME		0- 0		0- 0		4- 0							
1- 2		0- 0		0- 0		AWAY		0- 0		0- 0		1- 2							
1- 3		0- 0		0- 0		NEUTRAL		0- 0		0- 1		1- 2							
8- 7		0- 0		0- 0		CONFERENCE		0- 1		0- 0		8- 6							
5- 2		0- 0		0- 0		HOME		0- 0		0- 0		5- 2							
3- 4		0- 0		0- 0		AWAY		0- 1		0- 0		3- 3							
0- 1		0- 0		0- 0		NEUTRAL		0- 0		0- 0		0- 1							
RPI S	Opponent	Score		RPI S	Opponent	Score		RPI S	Opponent	Score		RPI S	Opponent	Score					
								81 A	Coastal Caro.	0	3	138 N	North Florida	0	3				
												167 A	Liberty	2	3				
												167 H	Liberty	3	1				
												181 H	High Point	2	3				
												194 H	Campbell	3	1				
												209 A	Charlotte	0	3				
												214 N	USC Upstate	1	3				
												219 A	Radford	3	0				
												219 H	Radford	3	0				
												220 A	Western Caro.	0	3				
												229 N	Wright St.	0	3				
												236 A	Winthrop	0	3				
												236 H	Winthrop	1	3				
												236 N	Winthrop	1	3				
												244 N	Davidson	3	1				
												248 H	New Orleans	3	1				
												305 A	Citadel	3	2				
												305 H	Citadel	3	1				
												306 A	Charleston So.	3	2				
												309 A	Presbyterian	3	0				
												309 H	Presbyterian	3	0				
												311 A	Gardner-Webb	1	3				
												311 H	Gardner-Webb	3	1				
												316 H	Alabama A&M	3	0				
												329 H	South Carolina St.	3	1				
				LAST 10 GAMES															
				236 N	Winthrop	1	3	194 H	Campbell	3	1	311 H	Gardner-Webb	3	1				
				219 H	Radford	3	0	181 H	High Point	2	3	316 H	Alabama A&M	3	0				
				167 H	Liberty	3	1	81 A	Coastal Caro.	0	3	329 H	South Carolina St.	3	1				
				236 A	Winthrop	0	3	306 A	Charleston So.	3	2								
				309 A	Presbyterian	3	0	311 A	Gardner-Webb	1	3								

Non-Div. I Games: Montreat 3 0

UNC Asheville

U
M
E
S

UMES		Through Games Of Though Nov. 22, 2015										
Average RPI Win:	303	WON-LOST	WINNING	LAST 10	STRENGTH OF	OPP. STRENGTH	TEAM	ADJ	CONF.	ADJ CONF.		
Average RPI Loss:	219	RECORD	PCT. RANK	GAMES	SCHEDULE	OF SCHEDULE	RPI	RPI	RPI	RPI		
DIV. I ONLY		22- 7	.75862	39	6- 4	332	319	239	.4467	242	31	31
DIV. I NON-CONF.		10- 3	.76923	50	2- 1	323	308	199	.47184	201	31	31
<hr/>												
TOTALS		RPI 1-25	RPI 26-50		W-L RECORDS		RPI 51-100		RPI 101-150		RPI 150+	
22- 7	0- 0		0- 0		OVERALL		0- 1		0- 0		22- 6	
15- 4	0- 0		0- 0		HOME		0- 0		0- 0		15- 4	
6- 2	0- 0		0- 0		AWAY		0- 1		0- 0		6- 1	
1- 1	0- 0		0- 0		NEUTRAL		0- 0		0- 0		1- 1	
<hr/>												
10- 3	0- 0		0- 0		NON-CONFERENCE		0- 1		0- 0		10- 2	
8- 1	0- 0		0- 0		HOME		0- 0		0- 0		8- 1	
1- 1	0- 0		0- 0		AWAY		0- 1		0- 0		1- 0	
1- 1	0- 0		0- 0		NEUTRAL		0- 0		0- 0		1- 1	
<hr/>												
12- 4	0- 0		0- 0		CONFERENCE		0- 0		0- 0		12- 4	
7- 3	0- 0		0- 0		HOME		0- 0		0- 0		7- 3	
5- 1	0- 0		0- 0		AWAY		0- 0		0- 0		5- 1	
0- 0	0- 0		0- 0		NEUTRAL		0- 0		0- 0		0- 0	
<hr/>												
RPI S	Opponent	Score	RPI S	Opponent	Score	RPI S	Opponent	Score	RPI S	Opponent	Score	
						57 A	UNCW	0 3	182 A	VCU	3 1	
									213 N	Stetson	0 3	
									227 H	George Mason	1 3	
									230 A	Howard	1 3	
									230 H	Howard	0 3	
									257 H	Manhattan	3 1	
									284 H	Rider	3 2	
									284 H	Rider	3 1	
									285 H	Florida A&M	2 3	
									286 A	Coppin St.	3 0	
									286 H	Coppin St.	3 1	
									291 A	Morgan St.	3 0	
									291 H	Morgan St.	1 3	
									299 H	La Salle	3 0	
									307 H	Loyola Maryland	3 2	
									309 N	Presbyterian	3 1	
									319 A	Norfolk St.	3 0	
									319 H	Norfolk St.	3 1	
									320 H	N.C. A&T	3 0	
									322 A	Delaware St.	3 0	
									322 H	Delaware St.	3 0	
									322 H	Delaware St.	3 0	
									323 A	Hampton	3 0	
									323 H	Hampton	3 0	
									327 H	UMass Lowell	3 1	
									327 H	UMass Lowell	3 0	
									328 H	N.C. Central	3 0	
<hr/>												
LAST 10 GAMES												
						285 H	Florida A&M	2 3	286 H	Coppin St.	3 1	
						319 H	Norfolk St.	3 1	291 H	Morgan St.	1 3	
						182 A	VCU	3 1	227 H	George Mason	1 3	
						322 A	Delaware St.	3 0	230 A	Howard	1 3	
						319 A	Norfolk St.	3 0	299 H	La Salle	3 0	

U
M
E
S

Non-Div. I Games:

UMES

RPI	S	Opponent	Score	
330	H	Quinnipiac	3	0

UMES

U
M
E
S

U
M
E
S

U
M
B
C

UMBC					Through Games Of Though Nov. 22, 2015							
Average RPI Win: 283 Average RPI Loss: 170		WON-LOST RECORD	WINNING PCT. RANK	LAST 10 GAMES	STRENGTH OF SCHEDULE	OPP. STRENGTH OF SCHEDULE	TEAM RPI	ADJ RPI	CONF. RPI	ADJ CONF. RPI		
DIV. I ONLY		12- 14	.46154 195	5- 5	283	285	243	.44542 243	28	28		
DIV. I NON-CONF.		6- 8	.42857 192	0- 0	170	266	206	.4674 209	28	28		
<hr/>												
TOTALS		RPI 1-25	RPI 26-50		W-L RECORDS		RPI 51-100		RPI 101-150		RPI 150+	
12- 14	0- 0		0- 0		OVERALL		0- 3		0- 5		12- 6	
7- 4	0- 0		0- 0		HOME		0- 0		0- 2		7- 2	
3- 7	0- 0		0- 0		AWAY		0- 1		0- 3		3- 3	
2- 3	0- 0		0- 0		NEUTRAL		0- 2		0- 0		2- 1	
<hr/>												
6- 8	0- 0		0- 0		NON-CONFERENCE		0- 3		0- 1		6- 4	
3- 2	0- 0		0- 0		HOME		0- 0		0- 0		3- 2	
1- 3	0- 0		0- 0		AWAY		0- 1		0- 1		1- 1	
2- 3	0- 0		0- 0		NEUTRAL		0- 2		0- 0		2- 1	
<hr/>												
6- 6	0- 0		0- 0		CONFERENCE		0- 0		0- 4		6- 2	
4- 2	0- 0		0- 0		HOME		0- 0		0- 2		4- 0	
2- 4	0- 0		0- 0		AWAY		0- 0		0- 2		2- 2	
0- 0	0- 0		0- 0		NEUTRAL		0- 0		0- 0		0- 0	
<hr/>												
RPI S	Opponent	Score	RPI S	Opponent	Score	RPI S	Opponent	Score	RPI S	Opponent	Score	
						54 N	Virginia	0 3	129 A	UConn	0 3	
						74 N	James Madison	2 3	135 A	Albany (NY)	0 3	
						77 A	American	0 3	135 H	Albany (NY)	2 3	
									143 A	New Hampshire	1 3	
									143 H	New Hampshire	0 3	
									205 A	Robert Morris	3 0	
									205 A	Robert Morris	2 3	
									221 N	Bryant	3 1	
									230 H	Howard	1 3	
									240 A	Stony Brook	0 3	
									240 H	Stony Brook	3 1	
									250 N	William & Mary	2 3	
									267 A	Binghamton	1 3	
									267 H	Binghamton	3 1	
									283 H	Fordham	3 0	
									286 H	Coppin St.	3 0	
									291 H	Morgan St.	3 1	
									299 H	La Salle	2 3	
									307 N	Loyola Maryland	3 1	
									318 A	Hartford	3 0	
									318 H	Hartford	3 0	
									327 A	UMass Lowell	3 1	
									327 H	UMass Lowell	3 0	
<hr/>												
			LAST 10 GAMES									
			143 H	New Hampshire	0 3	240 H	Stony Brook	3 1				
			318 H	Hartford	3 0	318 A	Hartford	3 0				
			135 A	Albany (NY)	0 3	143 A	New Hampshire	1 3				
			267 A	Binghamton	1 3	267 H	Binghamton	3 1				
			327 H	UMass Lowell	3 0	135 H	Albany (NY)	2 3				

U
M
B
C

Non-Div. I Games:

UMBC

Average RPI Win:	259	WON-LOST RECORD	WINNING PCT. RANK	LAST 10 GAMES	STRENGTH OF SCHEDULE	OPP. STRENGTH OF SCHEDULE	TEAM RPI	ADJ RPI	CONF. RPI	ADJ CONF. RPI	
DIV. I ONLY		12- 16	.42857 207	5- 5	284	233	247	.44495 244	17	17	
DIV. I NON-CONF.		6- 8	.42857 192	1- 0	289	278	273	.42185 269	18	18	
<hr/>											
TOTALS	RPI 1-25	RPI 26-50		W-L RECORDS	RPI 51-100		RPI 101-150		RPI 150+		
12- 16	0- 1	0- 0		OVERALL	0- 2		1- 2		11- 11		
8- 3	0- 0	0- 0		HOME	0- 0		1- 1		7- 2		
3- 8	0- 1	0- 0		AWAY	0- 1		0- 1		3- 5		
1- 5	0- 0	0- 0		NEUTRAL	0- 1		0- 0		1- 4		
6- 8	0- 0	0- 0		NON-CONFERENCE	0- 1		0- 0		6- 7		
4- 0	0- 0	0- 0		HOME	0- 0		0- 0		4- 0		
1- 3	0- 0	0- 0		AWAY	0- 0		0- 0		1- 3		
1- 5	0- 0	0- 0		NEUTRAL	0- 1		0- 0		1- 4		
6- 8	0- 1	0- 0		CONFERENCE	0- 1		1- 2		5- 4		
4- 3	0- 0	0- 0		HOME	0- 0		1- 1		3- 2		
2- 5	0- 1	0- 0		AWAY	0- 1		0- 1		2- 2		
0- 0	0- 0	0- 0		NEUTRAL	0- 0		0- 0		0- 0		
<hr/>											
RPI S	Opponent	Score	RPI S	Opponent	Score	RPI S	Opponent	Score	RPI S	Opponent	Score
25	A Dayton	0 3				70	A Saint Louis	1 3	103	A Rhode Island	0 3
						99	N Murray St.	0 3	103	H Rhode Island	3 2
									106	H George Washington	0 3
									156	N Marshall	3 2
									169	N Wake Forest	0 3
									177	A Duquesne	0 3
									177	H Duquesne	1 3
									178	N West Virginia	0 3
									181	A High Point	1 3
									182	A VCU	0 3
									182	H VCU	1 3
									209	A Charlotte	0 3
									214	N USC Upstate	0 3
									227	H George Mason	3 1
									236	A Winthrop	3 1
									241	N UNC Asheville	1 3
									262	A Elon	0 3
									266	H East Carolina	3 2
									283	A Fordham	3 1
									283	H Fordham	3 0
									299	A La Salle	3 2
									299	H La Salle	3 0
									309	H Presbyterian	3 0
									320	H N.C. A&T	3 1
									323	H Hampton	3 0
											</

Non-Div. I Games:

Davidson

Average RPI Win: 266		WON-LOST RECORD		WINNING PCT. RANK		LAST 10 GAMES		STRENGTH OF SCHEDULE		OPP. STRENGTH OF SCHEDULE		TEAM RPI		ADJ RPI		CONF. RPI		ADJ CONF. RPI	
Average RPI Loss: 141																			
DIV. I ONLY		10- 19		.34483 239		2- 8		210		249		251		.44431 245		19		19	
DIV. I NON-CONF.		5- 7		.41667 204		0- 0		307		296		289		.40727 287		22		22	
TOTALS		RPI 1-25		RPI 26-50		W-L RECORDS		RPI 51-100		RPI 101-150		RPI 150+							
10- 19		0- 0		0- 0		OVERALL		0- 5		1- 8		9- 6							
7- 4		0- 0		0- 0		HOME		0- 2		1- 2		6- 0							
2- 10		0- 0		0- 0		AWAY		0- 2		0- 4		2- 4							
1- 5		0- 0		0- 0		NEUTRAL		0- 1		0- 2		1- 2							
5- 7		0- 0		0- 0		NON-CONFERENCE		0- 0		0- 3		5- 4							
3- 0		0- 0		0- 0		HOME		0- 0		0- 0		3- 0							
1- 3		0- 0		0- 0		AWAY		0- 0		0- 1		1- 2							
1- 4		0- 0		0- 0		NEUTRAL		0- 0		0- 2		1- 2							
5- 12		0- 0		0- 0		CONFERENCE		0- 5		1- 5		4- 2							
4- 4		0- 0		0- 0		HOME		0- 2		1- 2		3- 0							
1- 7		0- 0		0- 0		AWAY		0- 2		0- 3		1- 2							
0- 1		0- 0		0- 0		NEUTRAL		0- 1		0- 0		0- 0							
RPI S	Opponent	Score		RPI S	Opponent	Score		RPI S	Opponent	Score		RPI S	Opponent	Score					
								78 A Chattanooga	1	3		101 N Kennesaw St.	0	3					
								78 H Chattanooga	1	3		110 N Georgia Tech	0	3					
								90 A Furman	0	3		115 A Southern Miss.	2	3					
								90 H Furman	1	3		120 A UNCG	0	3					
								90 N Furman	1	3		120 H UNCG	2	3					
												128 A ETSU	0	3					
												128 H ETSU	1	3					
												136 A Samford	1	3					
												136 H Samford	3	1					
												154 N FIU	0	3					
												175 H Troy	3	1					
												213 A Stetson	2	3					
												215 A Wofford	2	3					
												215 H Wofford	3	1					
												217 A Georgia	0	3					
												220 A Western Caro.	2	3					
												220 H Western Caro.	3	1					
												282 N Nicholls St.	2	3					
												305 A Citadel	3	2					
												305 H Citadel	3	0					
												316 H Alabama A&M	3	1					
												325 N Southern U.	3	0					
												329 H South Carolina St.	3	0					
												331 A Savannah St.	3	0					
LAST 10 GAMES																			
								90 N Furman	1	3		78 H Chattanooga	1	3					
								305 A Citadel	3	2		120 H UNCG	2	3					
								220 A Western Caro.	2	3		215 A Wofford	2	3					
								120 A UNCG	0	3		90 H Furman	1	3					
								128 H ETSU	1	3		136 H Samford	3	1					

Non-Div. I Games:

Mercer

Average RPI Win:	242	WON-LOST	WINNING	LAST 10	STRENGTH OF	OPP. STRENGTH	TEAM	ADJ	CONF.	ADJ CONF.	
Average RPI Loss:	185	RECORD	PCT. RANK	GAMES	SCHEDULE	OF SCHEDULE	RPI	RPI	RPI	RPI	
DIV. I ONLY	13- 18	.41935	211	3- 7	269	269	248	.44343	246	24	24
DIV. I NON-CONF.	6- 8	.42857	192	0- 0	288	288	272	.42063	273	24	24
<hr/>											
TOTALS	RPI 1-25	RPI 26-50		W-L RECORDS		RPI 51-100		RPI 101-150		RPI 150+	
13- 18	0- 0	0- 0		OVERALL		0- 2		1- 3		12- 13	
6- 5	0- 0	0- 0		HOME		0- 0		1- 0		5- 5	
3- 10	0- 0	0- 0		AWAY		0- 1		0- 3		3- 6	
4- 3	0- 0	0- 0		NEUTRAL		0- 1		0- 0		4- 2	
6- 8	0- 0	0- 0		NON-CONFERENCE		0- 0		0- 2		6- 6	
1- 2	0- 0	0- 0		HOME		0- 0		0- 0		1- 2	
1- 4	0- 0	0- 0		AWAY		0- 0		0- 2		1- 2	
4- 2	0- 0	0- 0		NEUTRAL		0- 0		0- 0		4- 2	
7- 10	0- 0	0- 0		CONFERENCE		0- 2		1- 1		6- 7	
5- 3	0- 0	0- 0		HOME		0- 0		1- 0		4- 3	
2- 6	0- 0	0- 0		AWAY		0- 1		0- 1		2- 4	
0- 1	0- 0	0- 0		NEUTRAL		0- 1		0- 0		0- 0	
RPI S	Opponent	Score	RPI S	Opponent	Score	RPI S	Opponent	Score	RPI S	Opponent	Score
						68 A	A&M-Corpus Christi	0 3	115 A	Southern Miss.	1 3
						68 N	A&M-Corpus Christi	0 3	132 A	Houston	2 3
									140 A	Central Ark.	0 3
									140 H	Central Ark.	3 2
									151 N	North Carolina St.	0 3
									155 A	UNLV	0 3
									164 A	South Carolina	0 3
									166 H	Stephen F. Austin	3 1
									175 H	Troy	3 1
									180 N	Oral Roberts	1 3
									183 A	Houston Baptist	3 1
									192 A	McNeese St.	3 2
									192 H	McNeese St.	1 3
									193 H	Eastern Wash.	1 3
									196 H	Sam Houston St.	0 3
									216 N	Portland St.	3 1
									218 H	Lamar	3 0
									225 A	Abilene Christian	0 3
									248 A	New Orleans	0 3
									248 H	New Orleans	1 3
									276 A	Incarnate Word	1 3
									278 H	Northwestern St.	3 1
									282 A	Nicholls St.	2 3
									282 H	Nicholls St.	3 1
									290 H	La.-Lafayette	2 3
									316 N	Alabama A&M	3 0
									321 N	Prairie View	3 0
<hr/>											
			LAST 10 GAMES								
			68 N	A&M-Corpus Christi	0 3	248 H	New Orleans	1 3	282 A	Nicholls St.	2 3
			140 H	Central Ark.	3 2	192 H	McNeese St.	1 3	282 H	Nicholls St.	3 1
			282 A	Nicholls St.	2 3	282 H	Nicholls St.	3 1	290 H	La.-Lafayette	2 3
			218 H	Lamar	3 0	225 A	Abilene Christian	0 3	316 N	Alabama A&M	3 0
			196 H	Sam Houston St.	0 3	276 A	Incarnate Word	1 3	321 N	Prairie View	3 0

Non-Div. I Games:

Southeastern La.

RPI	S	Opponent	Score	
325	A	Southern U.	3	2
328	N	N.C. Central	3	0

Southeastern La.

S
o
u
t
h
e
a
s
t
e
r
n
L
a
.

S
o
u
t
h
e
a
s
t
e
r
n
L
a
.

Average RPI Win:	248	WON-LOST RECORD	WINNING PCT. RANK	LAST 10 GAMES	STRENGTH OF SCHEDULE	OPP. STRENGTH OF SCHEDULE	TEAM RPI	ADJ RPI	CONF. RPI	ADJ CONF. RPI						
DIV. I ONLY		10- 20	.33333	246	3- 7	201	246	250	.44324	247	11	11				
DIV. I NON-CONF.		7- 7	.5	162	1- 0	241	320	226	.45525	226	12	12				
<hr/>																
TOTALS	RPI 1-25	RPI 26-50		W-L RECORDS		RPI 51-100		RPI 101-150		RPI 150+						
10- 20	0- 1	0- 0		OVERALL		2- 5		0- 3		8- 11						
6- 6	0- 0	0- 0		HOME		1- 2		0- 1		5- 3						
2- 10	0- 1	0- 0		AWAY		0- 2		0- 2		2- 5						
2- 4	0- 0	0- 0		NEUTRAL		1- 1		0- 0		1- 3						
7- 7	0- 0	0- 0		NON-CONFERENCE		1- 1		0- 1		6- 5						
3- 1	0- 0	0- 0		HOME		0- 0		0- 0		3- 1						
2- 2	0- 0	0- 0		AWAY		0- 0		0- 1		2- 1						
2- 4	0- 0	0- 0		NEUTRAL		1- 1		0- 0		1- 3						
3- 13	0- 1	0- 0		CONFERENCE		1- 4		0- 2		2- 6						
3- 5	0- 0	0- 0		HOME		1- 2		0- 1		2- 2						
0- 8	0- 1	0- 0		AWAY		0- 2		0- 1		0- 4						
0- 0	0- 0	0- 0		NEUTRAL		0- 0		0- 0		0- 0						
RPI	S	Opponent	Score	RPI	S	Opponent	Score	RPI	S	Opponent	Score					
16	A	Western Ky.	0 3					56	N	Arkansas	0 3	115	A	Southern Miss.	2 3	
								67	A	UTSA	0 3	115	H	Southern Miss.	1 3	
								68	N	A&M-Corpus Christi	3 2	140	A	Central Ark.	0 3	
								74	H	Rice	3 2	154	A	FIU	1 3	
								86	A	North Texas	0 3	154	H	FIU	0 3	
								86	H	North Texas	1 3	156	A	Marshall	0 3	
								91	H	Fla. Atlantic	0 3	183	A	Houston Baptist	0 3	
												190	N	Northern Ky.	1 3	
												200	A	UTEP	0 3	
												209	H	Charlotte	3 0	
												218	H	Lamar	2 3	
												235	A	Middle Tenn.	1 3	
												235	H	Middle Tenn.	0 3	
												249	H	La.-Monroe	3 0	
												251	N	UTRGV	1 3	
												289	A	SIUE	3 0	
												292	H	UAB	3 0	
												293	N	Alabama St.	1 3	
												310	A	Jackson St.	3 1	
												325	H	Southern U.	3 0	
												332	H	Grambling	3 0	
												333	N	Alcorn	3 0	
				LAST 10 GAMES												
				91	H	Fla. Atlantic	0 3	235	H	Middle Tenn.	0 3					
				154	H	FIU	0 3	332	H	Grambling	3 0					
				200	A	UTEP	0 3	74	H	Rice	3 2					
				67	A	UTSA	0 3	154	A	FIU	1 3					
				209	H	Charlotte	3 0	115	A	Southern Miss.	2 3					

Non-Div. I Games:

Louisiana Tech

Average RPI Win:	279	WON-LOST RECORD	WINNING PCT. RANK	LAST 10 GAMES	STRENGTH OF SCHEDULE	OPP. STRENGTH OF SCHEDULE	TEAM RPI	ADJ RPI	CONF. RPI	ADJ CONF. RPI										
DIV. I ONLY	19- 16	.54286	139	7- 3	312	289	249	.44187	248	24	24									
DIV. I NON-CONF.	12- 6	.66667	99	2- 0	324	325	242	.4407	242	24	24									
<hr/>																				
TOTALS	RPI 1-25	RPI 26-50		W-L RECORDS	RPI 51-100		RPI 101-150		RPI 150+											
19- 16	0- 0	0- 0		OVERALL	0- 2		0- 3		19- 11											
12- 5	0- 0	0- 0		HOME	0- 0		0- 1		12- 4											
2- 10	0- 0	0- 0		AWAY	0- 2		0- 2		2- 6											
5- 1	0- 0	0- 0		NEUTRAL	0- 0		0- 0		5- 1											
<hr/>																				
12- 6	0- 0	0- 0		NON-CONFERENCE	0- 1		0- 1		12- 4											
7- 2	0- 0	0- 0		HOME	0- 0		0- 0		7- 2											
0- 4	0- 0	0- 0		AWAY	0- 1		0- 1		0- 2											
5- 0	0- 0	0- 0		NEUTRAL	0- 0		0- 0		5- 0											
<hr/>																				
7- 10	0- 0	0- 0		CONFERENCE	0- 1		0- 2		7- 7											
5- 3	0- 0	0- 0		HOME	0- 0		0- 1		5- 2											
2- 6	0- 0	0- 0		AWAY	0- 1		0- 1		2- 4											
0- 1	0- 0	0- 0		NEUTRAL	0- 0		0- 0		0- 1											
<hr/>																				
RPI S	Opponent	Score	RPI S	Opponent	Score	RPI S	Opponent	Score	RPI S	Opponent	Score									
						68 A	A&M-Corpus Christi	0 3	115 A	Southern Miss.	0 3									
						94 A	FGCU	0 3	140 A	Central Ark.	1 3									
									140 H	Central Ark.	0 3									
									166 H	Stephen F. Austin	1 3									
									183 A	Houston Baptist	1 3									
									192 A	McNeese St.	1 3									
									192 H	McNeese St.	3 1									
									192 N	McNeese St.	1 3									
									193 H	Eastern Wash.	0 3									
									196 H	Sam Houston St.	3 0									
									218 H	Lamar	3 0									
									225 A	Abilene Christian	1 3									
									233 A	Tulane	1 3									
									238 H	Tennessee St.	3 1									
									241 A	UNC Asheville	1 3									
									246 A	Southeastern La.	3 1									
									246 H	Southeastern La.	3 0									
									251 H	UTRGV	3 2									
									254 H	Providence	0 3									
									276 A	Incarnate Word	0 3									
			278 H	Northwestern St.	1 3															
			LAST 10 GAMES			282 A	Nicholls St.	3 1												
						282 H	Nicholls St.	3 0												
						283 N	Fordham	3 1												
						299 H	La Salle	3 2												
						305 N	Citadel	3 1												
						309 N	Presbyterian	3 2												
						192 N	McNeese St.	1 3												
						310 H	Jackson St.	3 0												
						140 H	Central Ark.	0 3												
						192 A	McNeese St.	1 3												
						196 H	Sam Houston St.	3 0												
						218 H	Lamar	3 0												
						246 A	Southeastern La.	3 1												
						282 H	Nicholls St.	3 0												
						192 H	McNeese St.	3 1												
						334 H	Mississippi Val.	3 0												

Non-Div. I Games:

New Orleans

RPI	S	Opponent	Score	
310	H	Jackson St.	3	0
316	N	Alabama A&M	3	0
325	H	Southern U.	3	0
329	N	South Carolina St.	3	0
332	H	Grambling	3	0
334	H	Mississippi Val.	3	0

N
e
w
O
r
l
e
a
n
s

N
e
w
O
r
l
e
a
n
s

New Orleans

[illegible]

Non-Div. I Games:

La.-Monroe

RPI	S	Opponent	Score	
332	H	Grambling	3	0
333	N	Alcorn	3	0

La.-Monroe

L
a
.
-
M
o
n
r
o
e

L
a
.
-
M
o
n
r
o
e

Average RPI Win:	260	WON-LOST RECORD	WINNING PCT. RANK	LAST 10 GAMES	STRENGTH OF SCHEDULE	OPP. STRENGTH OF SCHEDULE	TEAM RPI	ADJ RPI	CONF. RPI	ADJ CONF. RPI	
Average RPI Loss:	135	10- 20	.33333 246	2- 8	207	196	244	.44118 250	12	12	
DIV. I ONLY		6- 7	.46154 185	0- 0	303	270	268	.41945 275	13	13	
DIV. I NON-CONF.											
<hr/>											
TOTALS	RPI 1-25	RPI 26-50		W-L RECORDS		RPI 51-100		RPI 101-150		RPI 150+	
10- 20	0- 0	0- 0		OVERALL		0- 11		0- 3		10- 6	
4- 7	0- 0	0- 0		HOME		0- 4		0- 1		4- 2	
2- 10	0- 0	0- 0		AWAY		0- 5		0- 2		2- 3	
4- 3	0- 0	0- 0		NEUTRAL		0- 2		0- 0		4- 1	
6- 7	0- 0	0- 0		NON-CONFERENCE		0- 2		0- 1		6- 4	
2- 1	0- 0	0- 0		HOME		0- 0		0- 0		2- 1	
0- 4	0- 0	0- 0		AWAY		0- 1		0- 1		0- 2	
4- 2	0- 0	0- 0		NEUTRAL		0- 1		0- 0		4- 1	
4- 13	0- 0	0- 0		CONFERENCE		0- 9		0- 2		4- 2	
2- 6	0- 0	0- 0		HOME		0- 4		0- 1		2- 1	
2- 6	0- 0	0- 0		AWAY		0- 4		0- 1		2- 1	
0- 1	0- 0	0- 0		NEUTRAL		0- 1		0- 0		0- 0	
RPI S	Opponent	Score	RPI S	Opponent	Score	RPI S	Opponent	Score	RPI S	Opponent	Score
						54 N	Virginia	0 3	111 A	Hofstra	0 3
						57 A	UNCW	0 3	111 H	Hofstra	1 3
						57 H	UNCW	1 3	122 A	Army West Point	2 3
						57 N	UNCW	0 3	179 A	Delaware	3 1
						74 A	James Madison	0 3	179 H	Delaware	3 0
						74 H	James Madison	2 3	182 A	VCU	2 3
						77 A	American	0 3	220 N	Western Caro.	3 2
						82 A	Towson	1 3	243 N	UMBC	3 2
						82 H	Towson	1 3	262 A	Elon	0 3
						84 A	Col. of Charleston	1 3	262 H	Elon	1 3
						84 H	Col. of Charleston	0 3	266 A	East Carolina	0 3
									270 A	Northeastern	3 1
									270 H	Northeastern	3 1
									288 N	Cornell	2 3
									297 N	Iona	3 0
									299 H	La Salle	3 0
									311 H	Gardner-Webb	2 3
									319 H	Norfolk St.	3 1
									323 N	Hampton	3 1
LAST 10 GAMES											
						57 N	UNCW	0 3	179 A	Delaware	3 1
						111 H	Hofstra	1 3	262 A	Elon	0 3
						270 H	Northeastern	3 1	82 A	Towson	1 3
						84 A	Col. of Charleston	1 3	74 A	James Madison	0 3
						57 A	UNCW	0 3	262 H	Elon	1 3

Non-Div. I Games:

William & Mary

Average RPI Win: 274		WON-LOST RECORD	WINNING PCT. RANK	LAST 10 GAMES	STRENGTH OF SCHEDULE	OPP. STRENGTH OF SCHEDULE	TEAM RPI	ADJ RPI		CONF. RPI	ADJ CONF. RPI
Average RPI Loss: 161											
DIV. I ONLY		12- 19	.3871 224	4- 6	256	278	253	.44013	251	22	22
DIV. I NON-CONF.		7- 8	.46667 180	0- 1	200	323	222	.46078	221	20	20
<hr/>											
TOTALS		RPI 1-25	RPI 26-50		W-L RECORDS		RPI 51-100		RPI 101-150		RPI 150+
12- 19	0- 0	0- 0		OVERALL		0- 5		1- 2		11- 12	
5- 6	0- 0	0- 0		HOME		0- 2		1- 0		4- 4	
2- 11	0- 0	0- 0		AWAY		0- 3		0- 1		2- 7	
5- 2	0- 0	0- 0		NEUTRAL		0- 0		0- 1		5- 1	
7- 8	0- 0	0- 0		NON-CONFERENCE		0- 3		0- 0		7- 5	
2- 2	0- 0	0- 0		HOME		0- 1		0- 0		2- 1	
1- 5	0- 0	0- 0		AWAY		0- 2		0- 0		1- 3	
4- 1	0- 0	0- 0		NEUTRAL		0- 0		0- 0		4- 1	
5- 11	0- 0	0- 0		CONFERENCE		0- 2		1- 2		4- 7	
3- 4	0- 0	0- 0		HOME		0- 1		1- 0		2- 3	
1- 6	0- 0	0- 0		AWAY		0- 1		0- 1		1- 4	
1- 1	0- 0	0- 0		NEUTRAL		0- 0		0- 1		1- 0	
RPI S	Opponent	Score	RPI S	Opponent	Score	RPI S	Opponent	Score	RPI S	Opponent	Score
						64 A	New Mexico St.	0 3	130 A	CSU Bakersfield	0 3
						64 H	New Mexico St.	0 3	130 H	CSU Bakersfield	3 0
						68 A	A&M-Corpus Christi	0 3	130 N	CSU Bakersfield	0 3
						68 A	A&M-Corpus Christi	0 3	153 A	Seattle	0 3
						68 H	A&M-Corpus Christi	1 3	153 H	Seattle	1 3
									162 A	UMKC	1 3
									162 H	UMKC	1 3
									183 A	Houston Baptist	0 3
									198 A	Utah Valley	1 3
									198 H	Utah Valley	1 3
									198 N	Utah Valley	3 0
									218 A	Lamar	1 3
									231 H	San Jose St.	3 2
									233 N	Tulane	1 3
									247 N	Louisiana Tech	3 1
									248 A	New Orleans	2 3
									276 H	Incarnate Word	0 3
									279 A	Grand Canyon	1 3
									279 H	Grand Canyon	3 0
									302 N	Texas Southern	3 0
									308 A	Chicago St.	3 0
									308 H	Chicago St.	3 0
									310 N	Jackson St.	3 0
									321 A	Prairie View	3 0
									325 H	Southern U.	3 0
			333 N	Alcorn	3 0						
			LAST 10 GAMES								
			130 N	CSU Bakersfield	0 3	279 H	Grand Canyon	3 0			
			198 N	Utah Valley	3 0	162 A	UMKC	1 3			
			153 A	Seattle	0 3	308 A	Chicago St.	3 0			
			198 A	Utah Valley	1 3	64 H	New Mexico St.	0 3			
			130 H	CSU Bakersfield	3 0	248 A	New Orleans	2 3			

Non-Div. I Games:

UTRGV

Average RPI Win: 262		WON-LOST	WINNING	LAST 10	STRENGTH OF		OPP. STRENGTH	TEAM	ADJ		CONF.	ADJ CONF.
Average RPI Loss: 172		RECORD	PCT. RANK	GAMES	SCHEDULE		OF SCHEDULE	RPI	RPI		RPI	RPI
DIV. I ONLY		10- 16	.38462	228	259		268	254	.44006		23	23
DIV. I NON-CONF.		6- 6	.5	162	237		297	215	.46282		23	23
TOTALS		RPI 1-25	RPI 26-50		W-L RECORDS		RPI 51-100		RPI 101-150		RPI 150+	
10- 16	0- 0	0- 0		OVERALL		0- 2		0- 5		10- 9		
4- 4	0- 0	0- 0		HOME		0- 0		0- 3		4- 1		
2- 10	0- 0	0- 0		AWAY		0- 1		0- 2		2- 7		
4- 2	0- 0	0- 0		NEUTRAL		0- 1		0- 0		4- 1		
6- 6	0- 0	0- 0		NON-CONFERENCE		0- 2		0- 1		6- 3		
0- 1	0- 0	0- 0		HOME		0- 0		0- 1		0- 0		
2- 3	0- 0	0- 0		AWAY		0- 1		0- 0		2- 2		
4- 2	0- 0	0- 0		NEUTRAL		0- 1		0- 0		4- 1		
4- 10	0- 0	0- 0		CONFERENCE		0- 0		0- 4		4- 6		
4- 3	0- 0	0- 0		HOME		0- 0		0- 2		4- 1		
0- 7	0- 0	0- 0		AWAY		0- 0		0- 2		0- 5		
0- 0	0- 0	0- 0		NEUTRAL		0- 0		0- 0		0- 0		
RPI S	Opponent	Score	RPI S	Opponent	Score	RPI S	Opponent	Score	RPI S	Opponent	Score	
						64 A	New Mexico St.	0 3	103 H	Rhode Island	0 3	
						83 N	Denver	0 3	145 A	Harvard	2 3	
									145 H	Harvard	1 3	
									149 A	Princeton	0 3	
									149 H	Princeton	2 3	
									157 A	Dartmouth	0 3	
									157 H	Dartmouth	2 3	
									159 A	Yale	1 3	
									159 H	Yale	3 1	
									197 A	Penn	0 3	
									197 H	Penn	3 0	
									200 A	UTEP	2 3	
									205 N	Robert Morris	3 0	
									234 N	Bucknell	2 3	
									253 A	Sacred Heart	3 0	
									254 A	Providence	0 3	
									264 A	Columbia	0 3	
									264 H	Columbia	3 2	
									288 A	Cornell	2 3	
									288 H	Cornell	3 0	
									301 A	Central Conn. St.	3 1	
									312 N	Holy Cross	3 0	
									318 N	Hartford	3 0	
									318 N	Hartford	3 0	
LAST 10 GAMES												
			145 H	Harvard	1 3	264 A	Columbia	0 3				
			157 H	Dartmouth	2 3	159 H	Yale	3 1				
			149 A	Princeton	0 3	197 H	Penn	3 0				
			197 A	Penn	0 3	149 H	Princeton	2 3				
			288 A	Cornell	2 3	103 H	Rhode Island	0 3				

Non-Div. I Games:

Brown

Average RPI Win:	293	WON-LOST	WINNING	LAST 10	STRENGTH OF	OPP. STRENGTH	TEAM	ADJ	CONF.	ADJ CONF.								
Average RPI Loss:	194	RECORD	PCT. RANK	GAMES	SCHEDULE	OF SCHEDULE	RPI	RPI	RPI	RPI								
DIV. I ONLY	15- 14	.51724	155	3- 7	307	297	252	.43939	253	29	29							
DIV. I NON-CONF.	6- 8	.42857	192	0- 2	302	265	277	.41771	276	29	29							
<hr/>																		
TOTALS	RPI 1-25	RPI 26-50		W-L RECORDS		RPI 51-100		RPI 101-150		RPI 150+								
15- 14	0- 0	0- 0		OVERALL		0- 0		0- 1		15- 13								
7- 3	0- 0	0- 0		HOME		0- 0		0- 0		7- 3								
4- 9	0- 0	0- 0		AWAY		0- 0		0- 1		4- 8								
4- 2	0- 0	0- 0		NEUTRAL		0- 0		0- 0		4- 2								
<hr/>																		
6- 8	0- 0	0- 0		NON-CONFERENCE		0- 0		0- 1		6- 7								
2- 1	0- 0	0- 0		HOME		0- 0		0- 0		2- 1								
0- 5	0- 0	0- 0		AWAY		0- 0		0- 1		0- 4								
4- 2	0- 0	0- 0		NEUTRAL		0- 0		0- 0		4- 2								
<hr/>																		
9- 6	0- 0	0- 0		CONFERENCE		0- 0		0- 0		9- 6								
5- 2	0- 0	0- 0		HOME		0- 0		0- 0		5- 2								
4- 4	0- 0	0- 0		AWAY		0- 0		0- 0		4- 4								
0- 0	0- 0	0- 0		NEUTRAL		0- 0		0- 0		0- 0								
<hr/>																		
RPI S	Opponent	Score	RPI S	Opponent	Score	RPI S	Opponent	Score	RPI S	Opponent	Score							
									103 A	Rhode Island	1	3						
									152 N	Lehigh	2	3						
									163 N	South Ala.	2	3						
									165 A	Fairfield	2	3						
									172 A	Boston College	1	3						
									179 A	Delaware	2	3						
									185 A	LIU Brooklyn	1	3						
									185 A	LIU Brooklyn	1	3						
									185 H	LIU Brooklyn	1	3						
									205 A	Robert Morris	3	1						
									205 H	Robert Morris	2	3						
									221 A	Bryant	2	3						
									221 H	Bryant	3	2						
									240 A	Stony Brook	0	3						
									252 H	Brown	0	3						
									254 N	Providence	3	1						
									291 N	Morgan St.	3	2						
									294 N	Canisius	3	0						
									301 A	Central Conn. St.	3	1						
									301 H	Central Conn. St.	3	1						
									307 N	Loyola Maryland	3	2						
												LAST 10 GAMES			314 A	St. Francis Brooklyn	2	3
															314 H	St. Francis Brooklyn	3	0
															315 A	Fairleigh Dickinson	3	2
															315 H	Fairleigh Dickinson	3	0
317 A	Saint Francis (PA)	3	0															
						240 A	Stony Brook	0	3									
						317 H	Saint Francis (PA)	3	0									

Non-Div. I Games:

Sacred Heart

RPI	S	Opponent	Score	
318	H	Hartford	3	2
327	H	UMass Lowell	3	0

Sacred Heart

S
a
c
r
e
d
H
e
a
r
t

S
a
c
r
e
d
H
e
a
r
t

Average RPI Win:	259	WON-LOST	WINNING	LAST 10	STRENGTH OF	OPP. STRENGTH	TEAM	ADJ	CONF.	ADJ CONF.	
Average RPI Loss:	132	RECORD	PCT. RANK	GAMES	SCHEDULE	OF SCHEDULE	RPI	RPI	RPI	RPI	
DIV. I ONLY	10- 22	.3125	263	0- 10	229	176	257	.43883	254	8	8
DIV. I NON-CONF.	9- 5	.64286	112	0- 0	294	307	207	.46838	206	7	7
<hr/>											
TOTALS	RPI 1-25	RPI 26-50		W-L RECORDS	RPI 51-100		RPI 101-150		RPI 150+		
10- 22	0- 2	0- 4		OVERALL	0- 2		1- 5		9- 9		
5- 8	0- 1	0- 2		HOME	0- 1		1- 2		4- 2		
2- 11	0- 1	0- 2		AWAY	0- 1		0- 3		2- 4		
3- 3	0- 0	0- 0		NEUTRAL	0- 0		0- 0		3- 3		
<hr/>											
9- 5	0- 0	0- 0		NON-CONFERENCE	0- 0		0- 0		9- 5		
4- 0	0- 0	0- 0		HOME	0- 0		0- 0		4- 0		
2- 2	0- 0	0- 0		AWAY	0- 0		0- 0		2- 2		
3- 3	0- 0	0- 0		NEUTRAL	0- 0		0- 0		3- 3		
<hr/>											
1- 17	0- 2	0- 4		CONFERENCE	0- 2		1- 5		0- 4		
1- 8	0- 1	0- 2		HOME	0- 1		1- 2		0- 2		
0- 9	0- 1	0- 2		AWAY	0- 1		0- 3		0- 2		
0- 0	0- 0	0- 0		NEUTRAL	0- 0		0- 0		0- 0		
<hr/>											
RPI S	Opponent	Score	RPI S	Opponent	Score	RPI S	Opponent	Score	RPI S	Opponent	Score
21 A	Creighton	0 3	36 A	Marquette	0 3	62 A	Xavier	0 3	124 A	St. John's (NY)	0 3
21 H	Creighton	0 3	36 H	Marquette	0 3	62 H	Xavier	2 3	124 H	St. John's (NY)	0 3
			43 A	Villanova	0 3				133 A	Seton Hall	0 3
			43 H	Villanova	1 3				133 H	Seton Hall	3 2
									144 A	Butler	0 3
									144 H	Butler	1 3
									163 N	South Ala.	3 1
									172 A	Boston College	2 3
									193 N	Eastern Wash.	0 3
									199 N	Colgate	2 3
									210 A	DePaul	0 3
									210 H	DePaul	1 3
									221 A	Bryant	0 3
									222 A	Georgetown	1 3
									222 H	Georgetown	1 3
									234 A	Bucknell	3 1
									248 A	New Orleans	3 0
									252 H	Brown	3 0
									253 N	Sacred Heart	1 3
									299 N	La Salle	3 0
									300 H	Lafayette	3 0
									315 H	Fairleigh Dickinson	3 0
									322 N	Delaware St.	3 0
									324 H	Saint Peter's	3 0
			LAST 10 GAMES								
			133 A	Seton Hall	0 3	62 H	Xavier	2 3			
			43 A	Villanova	0 3	144 H	Butler	1 3			
			36 H	Marquette	0 3	222 A	Georgetown	1 3			
			210 H	DePaul	1 3	21 A	Creighton	0 3			
			124 A	St. John's (NY)	0 3	210 A	DePaul	0 3			

Non-Div. I Games:

Providence

Average RPI Win:	297	WON-LOST	WINNING	LAST 10		STRENGTH OF	OPP. STRENGTH	TEAM	ADJ	CONF.	ADJ CONF.				
Average RPI Loss:	151	RECORD	PCT. RANK	GAMES		SCHEDULE	OF SCHEDULE	RPI	RPI	RPI	RPI				
DIV. I ONLY		15- 16	.48387	172	7- 3	300	293	258	.43844	255	31	31			
DIV. I NON-CONF.		3- 14	.17647	296	0- 1	130	159	264	.4262	262	31	31			
<hr/>															
TOTALS	RPI 1-25	RPI 26-50		W-L RECORDS		RPI 51-100		RPI 101-150		RPI 150+					
15- 16	0- 0	0- 0		OVERALL		0- 5		0- 3		15- 8					
6- 2	0- 0	0- 0		HOME		0- 1		0- 1		6- 0					
5- 7	0- 0	0- 0		AWAY		0- 3		0- 1		5- 3					
4- 7	0- 0	0- 0		NEUTRAL		0- 1		0- 1		4- 5					
<hr/>															
3- 14	0- 0	0- 0		NON-CONFERENCE		0- 5		0- 3		3- 6					
1- 2	0- 0	0- 0		HOME		0- 1		0- 1		1- 0					
0- 6	0- 0	0- 0		AWAY		0- 3		0- 1		0- 2					
2- 6	0- 0	0- 0		NEUTRAL		0- 1		0- 1		2- 4					
<hr/>															
12- 2	0- 0	0- 0		CONFERENCE		0- 0		0- 0		12- 2					
5- 0	0- 0	0- 0		HOME		0- 0		0- 0		5- 0					
5- 1	0- 0	0- 0		AWAY		0- 0		0- 0		5- 1					
2- 1	0- 0	0- 0		NEUTRAL		0- 0		0- 0		2- 1					
<hr/>															
RPI	S	Opponent	Score	RPI	S	Opponent	Score	RPI	S	Opponent	Score				
				77 A American				0	3	124 N St. John's (NY)				0	3
				91 A Fla. Atlantic				0	3	138 A North Florida				0	3
				91 N Fla. Atlantic				0	3	138 H North Florida				1	3
				94 A FGCU				0	3	153 N Seattle				0	3
				94 H FGCU				1	3	154 A FIU				1	3
								187 A St. Mary's (CA)				0	3		
								194 N Campbell				0	3		
								201 N Fresno St.				0	3		
								213 H Stetson				3	1		
								213 N Stetson				3	0		
								223 N Ga. Southern				0	3		
								230 A Howard				2	3		
								230 N Howard				0	3		
								267 N Binghamton				3	2		
								285 A Florida A&M				3	0		
								285 H Florida A&M				3	0		
								286 N Coppin St.				3	0		
								291 N Morgan St.				3	0		
								320 A N.C. A&T				3	0		
				320 H N.C. A&T				3	1						
				328 A N.C. Central				3	1						
				328 H N.C. Central				3	0						
				329 A South Carolina St.				3	0						
				329 H South Carolina St.				3	1						
				331 A Savannah St.				3	0						
				331 H Savannah St.				3	0						
				77 A American				0	3						
				230 A Howard				2	3						
				285 A Florida A&M				3	0						
				329 H South Carolina St.				3	1						
				331 H Savannah St.				3	0						
				77 A American				0	3						
				230 A Howard				2	3						

Non-Div. I Games:

Bethune-Cookman

Average RPI Win: 199		WON-LOST	WINNING	LAST 10	STRENGTH OF		OPP. STRENGTH	TEAM	ADJ	CONF.	ADJ CONF.
Average RPI Loss: 142		RECORD	PCT. RANK	GAMES	SCHEDULE		OF SCHEDULE	RPI	RPI	RPI	RPI
DIV. I ONLY		7- 22	.24138	289	2- 8		153	157	256	.43837	256
DIV. I NON-CONF.		4- 9	.30769	259	0- 0		102	122	200	.47458	199
TOTALS		RPI 1-25	RPI 26-50		W-L RECORDS		RPI 51-100		RPI 101-150		RPI 150+
7- 22	0- 0	0- 4		OVERALL		2- 5		0- 4		5- 9	
3- 8	0- 0	0- 1		HOME		1- 1		0- 2		2- 4	
1- 10	0- 0	0- 2		AWAY		0- 2		0- 1		1- 5	
3- 4	0- 0	0- 1		NEUTRAL		1- 2		0- 1		2- 0	
4- 9	0- 0	0- 2		NON-CONFERENCE		1- 3		0- 2		3- 2	
1- 2	0- 0	0- 0		HOME		0- 0		0- 1		1- 1	
0- 3	0- 0	0- 1		AWAY		0- 1		0- 0		0- 1	
3- 4	0- 0	0- 1		NEUTRAL		1- 2		0- 1		2- 0	
3- 13	0- 0	0- 2		CONFERENCE		1- 2		0- 2		2- 7	
2- 6	0- 0	0- 1		HOME		1- 1		0- 1		1- 3	
1- 7	0- 0	0- 1		AWAY		0- 1		0- 1		1- 4	
0- 0	0- 0	0- 0		NEUTRAL		0- 0		0- 0		0- 0	
RPI S	Opponent	Score	RPI S	Opponent	Score	RPI S	Opponent	Score	RPI S	Opponent	Score
			35 N	Northern Ariz.	0 3	69 N	Cleveland St.	3 2	106 N	George Washington	0 3
			47 A	Pittsburgh	1 3	92 H	Northern Ill.	0 3	113 H	Loyola Chicago	1 3
			50 A	Ohio	0 3	95 N	Virginia Tech	1 3	117 A	Miami (OH)	0 3
			50 H	Ohio	0 3	96 A	Kent St.	1 3	117 H	Miami (OH)	1 3
						96 H	Kent St.	3 2	152 N	Lehigh	3 0
						97 A	Indiana	0 3	158 A	Western Mich.	1 3
						97 N	Indiana	2 3	191 A	Ball St.	0 3
									195 H	Eastern Mich.	2 3
									206 N	Notre Dame	3 1
									229 H	Wright St.	0 3
									232 A	Buffalo	1 3
									232 H	Buffalo	1 3
									235 A	Middle Tenn.	0 3
									258 H	Central Mich.	0 3
									280 H	IPFW	3 2
									287 A	Toledo	2 3
									296 A	Akron	3 2
									296 H	Akron	3 2
LAST 10 GAMES			92 H	Northern Ill.	0 3	96 H	Kent St.	3 2			
			117 H	Miami (OH)	1 3	191 A	Ball St.	0 3			
			296 A	Akron	3 2	287 A	Toledo	2 3			
			232 A	Buffalo	1 3	195 H	Eastern Mich.	2 3			
			50 H	Ohio	0 3	258 H	Central Mich.	0 3			

Non-Div. I Games:

Bowling Green

[illegible]

Non-Div. I Games:

Manhattan

RPI	S	Opponent	Score	
324	A	Saint Peter's	3	1
324	H	Saint Peter's	3	0
327	N	UMass Lowell	3	1
328	N	N.C. Central	3	0
330	A	Quinnipiac	3	0
330	H	Quinnipiac	3	0

Manhattan

M
a
n
h
a
t
t
a
n

M
a
n
h
a
t
t
a
n

Average RPI Win:	234	WON-LOST	WINNING	LAST 10	STRENGTH OF	OPP. STRENGTH	TEAM	ADJ	CONF.	ADJ CONF.	
Average RPI Loss:	163	RECORD	PCT. RANK	GAMES	SCHEDULE	OF SCHEDULE	RPI	RPI	RPI	RPI	
DIV. I ONLY	11- 18	.37931	229	3- 7	273	202	255	.43757	258	20	20
DIV. I NON-CONF.	5- 8	.38462	228	0- 0	252	216	247	.43451	250	14	14
<hr/>											
TOTALS	RPI 1-25	RPI 26-50		W-L RECORDS		RPI 51-100		RPI 101-150		RPI 150+	
11- 18	0- 0	0- 1		OVERALL		0- 6		0- 1		11- 10	
6- 5	0- 0	0- 0		HOME		0- 2		0- 0		6- 3	
2- 9	0- 0	0- 1		AWAY		0- 2		0- 1		2- 5	
3- 4	0- 0	0- 0		NEUTRAL		0- 2		0- 0		3- 2	
5- 8	0- 0	0- 0		NON-CONFERENCE		0- 3		0- 0		5- 5	
2- 1	0- 0	0- 0		HOME		0- 0		0- 0		2- 1	
0- 3	0- 0	0- 0		AWAY		0- 1		0- 0		0- 2	
3- 4	0- 0	0- 0		NEUTRAL		0- 2		0- 0		3- 2	
6- 10	0- 0	0- 1		CONFERENCE		0- 3		0- 1		6- 5	
4- 4	0- 0	0- 0		HOME		0- 2		0- 0		4- 2	
2- 6	0- 0	0- 1		AWAY		0- 1		0- 1		2- 3	
0- 0	0- 0	0- 0		NEUTRAL		0- 0		0- 0		0- 0	
RPI S	Opponent	Score	RPI S	Opponent	Score	RPI S	Opponent	Score	RPI S	Opponent	Score
			50 A	Ohio	0 3	69 A	Cleveland St.	1 3	117 A	Miami (OH)	2 3
						80 N	Sacramento St.	1 3	158 A	Western Mich.	3 2
						88 N	Cincinnati	0 3	158 H	Western Mich.	2 3
						92 A	Northern Ill.	1 3	161 H	Omaha	3 0
						92 H	Northern Ill.	0 3	191 A	Ball St.	2 3
						96 H	Kent St.	1 3	191 H	Ball St.	3 1
									195 A	Eastern Mich.	1 3
									195 H	Eastern Mich.	3 1
									201 A	Fresno St.	0 3
									204 N	Eastern Ill.	2 3
									228 N	Ill.-Chicago	3 2
									231 H	San Jose St.	3 0
									232 H	Buffalo	2 3
									237 N	UC Riverside	0 3
									256 A	Bowling Green	3 0
									260 H	Evansville	1 3
									267 N	Binghamton	3 2
									280 A	IPFW	1 3
									287 A	Toledo	2 3
									287 H	Toledo	3 0
									296 H	Akron	3 1
									304 N	Cal St. Fullerton	3 2
			LAST 10 GAMES								
			191 A	Ball St.	2 3	158 H	Western Mich.	2 3			
			287 A	Toledo	2 3	232 H	Buffalo	2 3			
			50 A	Ohio	0 3	296 H	Akron	3 1			
			195 H	Eastern Mich.	3 1	256 A	Bowling Green	3 0			
			92 H	Northern Ill.	0 3	117 A	Miami (OH)	2 3			

Non-Div. I Games:

Central Mich.

Average RPI Win: 229		WON-LOST	WINNING	LAST 10	STRENGTH OF		OPP. STRENGTH	TEAM	ADJ		CONF.	ADJ CONF.
Average RPI Loss: 139		RECORD	PCT. RANK	GAMES	SCHEDULE		OF SCHEDULE	RPI	RPI		RPI	RPI
DIV. I ONLY		8- 20	.28571	276	204		166	259	.43683		259	18
DIV. I NON-CONF.		4- 8	.33333	249	144		148	217	.4623		217	15
TOTALS		RPI 1-25	RPI 26-50		W-L RECORDS		RPI 51-100		RPI 101-150		RPI 150+	
8- 20	0- 0	0- 2		OVERALL		0- 6		0- 5		8- 7		
2- 6	0- 0	0- 1		HOME		0- 0		0- 2		2- 3		
3- 9	0- 0	0- 0		AWAY		0- 5		0- 2		3- 2		
3- 5	0- 0	0- 1		NEUTRAL		0- 1		0- 1		3- 2		
4- 8	0- 0	0- 1		NON-CONFERENCE		0- 4		0- 1		4- 2		
0- 0	0- 0	0- 0		HOME		0- 0		0- 0		0- 0		
1- 3	0- 0	0- 0		AWAY		0- 3		0- 0		1- 0		
3- 5	0- 0	0- 1		NEUTRAL		0- 1		0- 1		3- 2		
4- 12	0- 0	0- 1		CONFERENCE		0- 2		0- 4		4- 5		
2- 6	0- 0	0- 1		HOME		0- 0		0- 2		2- 3		
2- 6	0- 0	0- 0		AWAY		0- 2		0- 2		2- 2		
0- 0	0- 0	0- 0		NEUTRAL		0- 0		0- 0		0- 0		
RPI S	Opponent	Score	RPI S	Opponent	Score	RPI S	Opponent	Score	RPI S	Opponent	Score	
			35 H Northern Ariz.	0	3	55 A Idaho St.	0	3	126 N Utah	1	3	
			48 N Wyoming	1	3	64 N New Mexico St.	0	3	137 A North Dakota	0	3	
						71 A Temple	0	3	137 H North Dakota	0	3	
						80 A Sacramento St.	0	3	150 A Northern Colo.	1	3	
						83 A Denver	1	3	150 H Northern Colo.	2	3	
						93 A Gonzaga	0	3	174 A Idaho	1	3	
									174 H Idaho	2	3	
									177 N Duquesne	1	3	
									189 H Southern Utah	0	3	
									193 A Eastern Wash.	3	1	
									193 H Eastern Wash.	3	2	
									202 A Air Force	3	2	
									216 A Portland St.	3	1	
									225 N Abilene Christian	3	1	
									228 N Ill.-Chicago	3	2	
									267 N Binghamton	2	3	
									270 N Northeastern	3	1	
									274 H Weber St.	1	3	
									303 A Montana St.	1	3	
									303 H Montana St.	3	0	
LAST 10 GAMES			LAST 10 GAMES			LAST 10 GAMES			LAST 10 GAMES			
			303 H Montana St.	3	0	193 A Eastern Wash.	3	1				
			55 A Idaho St.	0	3	80 A Sacramento St.	0	3				
			137 H North Dakota	0	3	216 A Portland St.	3	1				
			150 H Northern Colo.	2	3	193 H Eastern Wash.	3	2				
			174 A Idaho	1	3	174 H Idaho	2	3				

Non-Div. I Games:

Montana

Average RPI Win: 272		WON-LOST	WINNING	LAST 10	STRENGTH OF		OPP. STRENGTH	TEAM	ADJ		CONF.	ADJ CONF.
Average RPI Loss: 128		RECORD	PCT. RANK	GAMES	SCHEDULE		OF SCHEDULE	RPI	RPI		RPI	RPI
DIV. I ONLY		8- 24	.25 286	1- 9	168		173	260	.43496 260		7	7
DIV. I NON-CONF.		6- 8	.42857 192	0- 0	279		289	267	.42402 265		8	8
TOTALS		RPI 1-25	RPI 26-50		W-L RECORDS		RPI 51-100		RPI 101-150		RPI 150+	
8- 24		0- 0	0- 6		OVERALL		0- 4		0- 5		8- 9	
4- 8		0- 0	0- 3		HOME		0- 2		0- 2		4- 1	
2- 12		0- 0	0- 3		AWAY		0- 2		0- 3		2- 4	
2- 4		0- 0	0- 0		NEUTRAL		0- 0		0- 0		2- 4	
6- 8		0- 0	0- 0		NON-CONFERENCE		0- 0		0- 1		6- 7	
2- 1		0- 0	0- 0		HOME		0- 0		0- 0		2- 1	
2- 3		0- 0	0- 0		AWAY		0- 0		0- 1		2- 2	
2- 4		0- 0	0- 0		NEUTRAL		0- 0		0- 0		2- 4	
2- 16		0- 0	0- 6		CONFERENCE		0- 4		0- 4		2- 2	
2- 7		0- 0	0- 3		HOME		0- 2		0- 2		2- 0	
0- 9		0- 0	0- 3		AWAY		0- 2		0- 2		0- 2	
0- 0		0- 0	0- 0		NEUTRAL		0- 0		0- 0		0- 0	
RPI S	Opponent	Score	RPI S	Opponent	Score	RPI S	Opponent	Score	RPI S	Opponent	Score	
			34 A	Wichita St.	0 3	52 A	UNI	2 3	107 A	Tennessee	1 3	
			34 H	Wichita St.	0 3	52 H	UNI	0 3	113 A	Loyola Chicago	1 3	
			39 A	Southern Ill.	0 3	65 A	Illinois St.	0 3	113 H	Loyola Chicago	0 3	
			39 H	Southern Ill.	1 3	65 H	Illinois St.	0 3	146 A	Indiana St.	1 3	
			40 A	Missouri St.	0 3				146 H	Indiana St.	1 3	
			40 H	Missouri St.	0 3				161 N	Omaha	2 3	
									190 H	Northern Ky.	0 3	
									204 N	Eastern Ill.	0 3	
									207 A	Drake	0 3	
									207 H	Drake	3 1	
									210 A	DePaul	1 3	
									229 A	Wright St.	0 3	
									231 N	San Jose St.	1 3	
									258 A	Central Mich.	3 1	
									271 N	Tennessee Tech	3 2	
									272 N	Niagara	3 1	
									273 A	Austin Peay	3 2	
									275 A	Bradley	2 3	
									275 H	Bradley	3 1	
									287 N	Toledo	2 3	
									310 H	Jackson St.	3 0	
									313 H	Western Ill.	3 0	
			LAST 10 GAMES									
			34 A	Wichita St.	0 3	40 H	Missouri St.	0 3				
			40 A	Missouri St.	0 3	113 A	Loyola Chicago	1 3				
			65 H	Illinois St.	0 3	275 A	Bradley	2 3				
			146 H	Indiana St.	1 3	207 H	Drake	3 1				
			39 A	Southern Ill.	0 3	52 H	UNI	0 3				

Non-Div. I Games:

Evansville

Average RPI Win:		228	WON-LOST RECORD		WINNING PCT. RANK		LAST 10 GAMES		STRENGTH OF SCHEDULE		OPP. STRENGTH OF SCHEDULE		TEAM RPI		ADJ RPI		CONF. RPI		ADJ CONF. RPI	
DIV. I ONLY			6- 25		.19355 308		1- 9		140		106		264		.43417 261		10		10	
DIV. I NON-CONF.			4- 10		.28571 265		0- 0		173		96		240		.44751 238		10		10	
TOTALS		RPI 1-25		RPI 26-50		W-L RECORDS		RPI 51-100		RPI 101-150		RPI 150+								
6- 25		0- 1		0- 5		OVERALL		0- 3		0- 7		6- 9								
4- 10		0- 0		0- 3		HOME		0- 0		0- 3		4- 4								
0- 11		0- 1		0- 2		AWAY		0- 0		0- 3		0- 5								
2- 4		0- 0		0- 0		NEUTRAL		0- 3		0- 1		2- 0								
4- 10		0- 1		0- 0		NON-CONFERENCE		0- 3		0- 4		4- 2								
2- 3		0- 0		0- 0		HOME		0- 0		0- 2		2- 1								
0- 3		0- 1		0- 0		AWAY		0- 0		0- 1		0- 1								
2- 4		0- 0		0- 0		NEUTRAL		0- 3		0- 1		2- 0								
2- 15		0- 0		0- 5		CONFERENCE		0- 0		0- 3		2- 7								
2- 7		0- 0		0- 3		HOME		0- 0		0- 1		2- 3								
0- 8		0- 0		0- 2		AWAY		0- 0		0- 2		0- 4								
0- 0		0- 0		0- 0		NEUTRAL		0- 0		0- 0		0- 0								
RPI	S	Opponent		Score		RPI	S	Opponent		Score		RPI	S	Opponent		Score				
2	A	Southern California		0 3		31	A	Colorado St.		0 3		55	N	Idaho St.		0 3				
						31	H	Colorado St.		0 3		73	N	Pepperdine		0 3				
						45	H	Boise St.		0 3		97	N	Indiana		1 3				
						48	A	Wyoming		1 3										
						48	H	Wyoming		1 3										
						LAST 10 GAMES														
						202	H	Air Force		1 3		201	A	Fresno St.		0 3				
						109	A	New Mexico		0 3		155	A	UNLV		1 3				
						148	H	San Diego St.		2 3		31	H	Colorado St.		0 3				
						176	H	Nevada		3 1		48	H	Wyoming		1 3				
						231	A	San Jose St.		0 3		176	A	Nevada		0 3				
												290	N	La.-Lafayette		3 0				

Non-Div. I Games:

Utah St.

E
l
o
n

Elon		Through Games Of Though Nov. 22, 2015										
Average RPI Win:	285	WON-LOST RECORD	WINNING PCT. RANK	LAST 10 GAMES	STRENGTH OF SCHEDULE	OPP. STRENGTH OF SCHEDULE	TEAM RPI	ADJ RPI	CONF. RPI	ADJ CONF. RPI		
Average RPI Loss:	130											
DIV. I ONLY		7- 23	.23333 293	4- 6	144	227	263	.43308 262	12	12		
DIV. I NON-CONF.		4- 10	.28571 265	1- 0	207	299	276	.41648 278	13	13		
TOTALS		RPI 1-25	RPI 26-50	W-L RECORDS	RPI 51-100	RPI 101-150	RPI 150+					
7- 23	0- 0	0- 0	OVERALL	0- 9	0- 7	7- 7						
5- 9	0- 0	0- 0	HOME	0- 4	0- 2	5- 3						
1- 11	0- 0	0- 0	AWAY	0- 5	0- 2	1- 4						
1- 3	0- 0	0- 0	NEUTRAL	0- 0	0- 3	1- 0						
4- 10	0- 0	0- 0	NON-CONFERENCE	0- 1	0- 5	4- 4						
3- 3	0- 0	0- 0	HOME	0- 0	0- 1	3- 2						
0- 4	0- 0	0- 0	AWAY	0- 1	0- 1	0- 2						
1- 3	0- 0	0- 0	NEUTRAL	0- 0	0- 3	1- 0						
3- 13	0- 0	0- 0	CONFERENCE	0- 8	0- 2	3- 3						
2- 6	0- 0	0- 0	HOME	0- 4	0- 1	2- 1						
1- 7	0- 0	0- 0	AWAY	0- 4	0- 1	1- 2						
0- 0	0- 0	0- 0	NEUTRAL	0- 0	0- 0	0- 0						
RPI S	Opponent	Score	RPI S	Opponent	Score	RPI S	Opponent	Score	RPI S	Opponent	Score	
						57 A	UNCW	0 3	101 N	Kennesaw St.	0 3	
						57 H	UNCW	0 3	111 A	Hofstra	2 3	
						74 A	James Madison	1 3	111 H	Hofstra	2 3	
						74 H	James Madison	0 3	112 N	Washington St.	0 3	
						82 A	Towson	0 3	113 N	Loyola Chicago	1 3	
						82 H	Towson	1 3	120 H	UNCG	1 3	
						84 A	Col. of Charleston	0 3	123 A	Valparaiso	0 3	
						84 H	Col. of Charleston	1 3	169 H	Wake Forest	1 3	
						95 A	Virginia Tech	0 3	179 A	Delaware	2 3	
									179 H	Delaware	1 3	
									181 A	High Point	2 3	
									219 A	Radford	2 3	
									244 H	Davidson	3 0	
									250 A	William & Mary	3 1	
									250 H	William & Mary	3 0	
									270 A	Northeastern	1 3	
									270 H	Northeastern	3 0	
									306 H	Charleston So.	1 3	
									320 H	N.C. A&T	3 0	
									328 H	N.C. Central	3 0	
									331 N	Savannah St.	3 0	
			LAST 10 GAMES									
			270 H	Northeastern	3 0	250 H	William & Mary	3 0				
			111 H	Hofstra	2 3	74 A	James Madison	1 3				
			57 A	UNCW	0 3	82 A	Towson	0 3				
			84 A	Col. of Charleston	0 3	320 H	N.C. A&T	3 0				
			179 A	Delaware	2 3	250 A	William & Mary	3 1				

Non-Div. I Games:

Elon

E
l
o
n

Average RPI Win:	269	WON-LOST	WINNING	LAST 10	STRENGTH OF	OPP. STRENGTH	TEAM	ADJ	CONF.	ADJ CONF.	
Average RPI Loss:	171	RECORD	PCT. RANK	GAMES	SCHEDULE	OF SCHEDULE	RPI	RPI	RPI	RPI	
DIV. I ONLY	10- 20	.33333	246	3- 7	236	257	261	.43304	263	27	27
DIV. I NON-CONF.	4- 9	.30769	259	0- 0	176	178	241	.44488	240	26	25
<hr/>											
TOTALS	RPI 1-25	RPI 26-50		W-L RECORDS		RPI 51-100		RPI 101-150		RPI 150+	
10- 20	0- 1	0- 1		OVERALL		0- 5		0- 1		10- 12	
5- 6	0- 1	0- 0		HOME		0- 2		0- 0		5- 3	
3- 10	0- 0	0- 1		AWAY		0- 3		0- 0		3- 6	
2- 4	0- 0	0- 0		NEUTRAL		0- 0		0- 1		2- 3	
<hr/>											
4- 9	0- 1	0- 1		NON-CONFERENCE		0- 2		0- 1		4- 4	
0- 3	0- 1	0- 0		HOME		0- 1		0- 0		0- 1	
2- 2	0- 0	0- 1		AWAY		0- 1		0- 0		2- 0	
2- 4	0- 0	0- 0		NEUTRAL		0- 0		0- 1		2- 3	
<hr/>											
6- 11	0- 0	0- 0		CONFERENCE		0- 3		0- 0		6- 8	
5- 3	0- 0	0- 0		HOME		0- 1		0- 0		5- 2	
1- 8	0- 0	0- 0		AWAY		0- 2		0- 0		1- 6	
0- 0	0- 0	0- 0		NEUTRAL		0- 0		0- 0		0- 0	
<hr/>											
RPI S	Opponent	Score		RPI S	Opponent	Score		RPI S	Opponent	Score	
18 H	Arkansas St.	0	3	39 A	Southern Ill.	0	3	56 A	Arkansas	0	3
								70 H	Saint Louis	1	3
								99 A	Murray St.	0	3
								99 A	Murray St.	0	3
								99 H	Murray St.	0	3
								121 N	Texas-Arlington	0	3
								162 H	UMKC	0	3
								171 A	Belmont	0	3
								200 N	UTEP	2	3
								204 A	Eastern Ill.	2	3
								204 H	Eastern Ill.	3	2
210 N	DePaul	2	3								
214 N	USC Upstate	1	3								
238 A	Tennessee St.	3	2								
239 H	Eastern Ky.	3	1								
269 A	UT Martin	0	3								
269 H	UT Martin	0	3								
271 A	Tennessee Tech	0	3								
273 A	Austin Peay	2	3								
273 H	Austin Peay	3	1								
275 A	Bradley	3	2								
278 N	Northwestern St.	3	1								
281 H	Morehead St.	3	1								
289 A	SIUE	1	3								
289 H	SIUE	3	0								
295 H	Jacksonville St.	2	3								
305 N	Citadel	3	2								
311 A	Gardner-Webb	3	0								
				LAST 10 GAMES							
				99 A	Murray St.	0	3	289 H	SIUE	3	0
				295 H	Jacksonville St.	2	3	204 H	Eastern Ill.	3	2
				269 A	UT Martin	0	3	171 A	Belmont	0	3
				99 A	Murray St.	0	3	238 A	Tennessee St.	3	2
				273 A	Austin Peay	2	3	204 A	Eastern Ill.	2	3

Non-Div. I Games:

Southeast Mo. St.

Average RPI Win:	230	WON-LOST RECORD	WINNING PCT. RANK	LAST 10 GAMES	STRENGTH OF SCHEDULE	OPP. STRENGTH OF SCHEDULE	TEAM RPI	ADJ RPI	CONF. RPI	ADJ CONF. RPI	
DIV. I ONLY		7- 16	.30435 269	4- 6	226	240	266	.43096 264	23	23	
DIV. I NON-CONF.		2- 7	.22222 282	0- 0	225	206	293	.40494 290	23	23	
<hr/>											
TOTALS	RPI 1-25	RPI 26-50		W-L RECORDS	RPI 51-100		RPI 101-150		RPI 150+		
7- 16	0- 0	0- 0		OVERALL	0- 1		1- 5		6- 10		
5- 5	0- 0	0- 0		HOME	0- 1		1- 1		4- 3		
2- 7	0- 0	0- 0		AWAY	0- 0		0- 2		2- 5		
0- 4	0- 0	0- 0		NEUTRAL	0- 0		0- 2		0- 2		
<hr/>											
2- 7	0- 0	0- 0		NON-CONFERENCE	0- 1		0- 2		2- 4		
2- 1	0- 0	0- 0		HOME	0- 1		0- 0		2- 0		
0- 2	0- 0	0- 0		AWAY	0- 0		0- 0		0- 2		
0- 4	0- 0	0- 0		NEUTRAL	0- 0		0- 2		0- 2		
<hr/>											
5- 9	0- 0	0- 0		CONFERENCE	0- 0		1- 3		4- 6		
3- 4	0- 0	0- 0		HOME	0- 0		1- 1		2- 3		
2- 5	0- 0	0- 0		AWAY	0- 0		0- 2		2- 3		
0- 0	0- 0	0- 0		NEUTRAL	0- 0		0- 0		0- 0		
<hr/>											
RPI S	Opponent	Score	RPI S	Opponent	Score	RPI S	Opponent	Score	RPI S	Opponent	Score
						77 H	American	0 3	103 N	Rhode Island	0 3
						122 N	Army West Point	0 3			
						145 A	Harvard	0 3			
						145 H	Harvard	3 1			
						149 A	Princeton	0 3			
						149 H	Princeton	1 3			
						157 A	Dartmouth	1 3			
						157 H	Dartmouth	2 3			
						159 A	Yale	1 3			
						159 H	Yale	3 2			
						166 A	Stephen F. Austin	0 3			
						170 N	Texas Tech	0 3			
						197 A	Penn	3 1			
						197 H	Penn	0 3			
						240 A	Stony Brook	1 3			
						252 A	Brown	2 3			
						252 H	Brown	3 0			
						270 H	Northeastern	3 2			
						276 N	South Dakota St.	2 3			
						288 A	Cornell	3 1			
288 H	Cornell	2 3									
298 H	NJIT	3 0									
			LAST 10 GAMES								
149 H Princeton			1 3	252 H Brown			3 0				
197 H Penn			0 3	288 H Cornell			2 3				
145 A Harvard			0 3	157 H Dartmouth			2 3				
157 A Dartmouth			1 3	145 H Harvard			3 1				
159 H Yale			3 2	197 A Penn			3 1				

Non-Div. I Games:

Columbia

Average RPI Win: 280		WON-LOST	WINNING	LAST 10	STRENGTH OF		OPP. STRENGTH	TEAM	ADJ		CONF.	ADJ CONF.
Average RPI Loss: 153		RECORD	PCT. RANK	GAMES	SCHEDULE		OF SCHEDULE	RPI	RPI		RPI	RPI
DIV. I ONLY		9- 20	.31034 265	7- 3	215		243	262	.43096 264		25	25
DIV. I NON-CONF.		2- 11	.15385 301	0- 0	204		165	299	.39722 296		25	26
TOTALS		RPI 1-25	RPI 26-50	W-L RECORDS	RPI 51-100		RPI 101-150	RPI 150+				
9- 20	0- 0		0- 0	OVERALL	0- 5		0- 6	9- 9				
5- 7	0- 0		0- 0	HOME	0- 1		0- 3	5- 3				
2- 9	0- 0		0- 0	AWAY	0- 3		0- 1	2- 5				
2- 4	0- 0		0- 0	NEUTRAL	0- 1		0- 2	2- 1				
2- 11	0- 0		0- 0	NON-CONFERENCE	0- 3		0- 4	2- 4				
0- 4	0- 0		0- 0	HOME	0- 0		0- 2	0- 2				
0- 3	0- 0		0- 0	AWAY	0- 2		0- 0	0- 1				
2- 4	0- 0		0- 0	NEUTRAL	0- 1		0- 2	2- 1				
7- 9	0- 0		0- 0	CONFERENCE	0- 2		0- 2	7- 5				
5- 3	0- 0		0- 0	HOME	0- 1		0- 1	5- 1				
2- 6	0- 0		0- 0	AWAY	0- 1		0- 1	2- 4				
0- 0	0- 0		0- 0	NEUTRAL	0- 0		0- 0	0- 0				
RPI S	Opponent	Score	RPI S	Opponent	Score	RPI S	Opponent	Score	RPI S	Opponent	Score	
						53 N	Oregon	0 3	102 H	Maryland	2 3	
						61 A	Syracuse	1 3	106 H	George Washington	0 3	
						71 A	Temple	0 3	122 A	Army West Point	2 3	
						77 A	American	1 3	122 H	Army West Point	0 3	
						77 H	American	0 3	124 N	St. John's (NY)	0 3	
									143 N	New Hampshire	2 3	
									152 A	Lehigh	1 3	
									152 H	Lehigh	3 1	
									170 H	Texas Tech	0 3	
									199 A	Colgate	0 3	
									199 H	Colgate	2 3	
									202 H	Air Force	1 3	
									232 N	Buffalo	0 3	
									234 A	Bucknell	2 3	
									234 H	Bucknell	3 2	
									294 N	Canisius	3 1	
									296 A	Akron	0 3	
									300 A	Lafayette	3 0	
									300 H	Lafayette	3 0	
									307 A	Loyola Maryland	3 0	
									307 H	Loyola Maryland	3 0	
									312 A	Holy Cross	2 3	
									312 H	Holy Cross	3 1	
									317 N	Saint Francis (PA)	3 1	
			LAST 10 GAMES									
			307 A	Loyola Maryland	3 0	77 A	American	1 3				
			300 A	Lafayette	3 0	234 H	Bucknell	3 2				
			312 H	Holy Cross	3 1	152 H	Lehigh	3 1				
			122 H	Army West Point	0 3	300 H	Lafayette	3 0				
			199 A	Colgate	0 3	307 H	Loyola Maryland	3 0				

Non-Div. I Games:

Navy

Average RPI Win:	254	WON-LOST	WINNING	LAST 10	STRENGTH OF	OPP. STRENGTH	TEAM	ADJ	CONF.	ADJ CONF.	
Average RPI Loss:	135	RECORD	PCT. RANK	GAMES	SCHEDULE	OF SCHEDULE	RPI	RPI	RPI	RPI	
DIV. I ONLY	11- 18	.37931	229	1- 9	288	190	265	.43066	266	9	9
DIV. I NON-CONF.	7- 4	.63636	118	0- 0	334	314	301	.39425	300	11	11
<hr/>											
TOTALS	RPI 1-25	RPI 26-50		W-L RECORDS		RPI 51-100		RPI 101-150		RPI 150+	
11- 18	0- 0	0- 2		OVERALL		0- 3		3- 6		8- 7	
4- 7	0- 0	0- 1		HOME		0- 1		1- 3		3- 2	
4- 10	0- 0	0- 1		AWAY		0- 2		2- 3		2- 4	
3- 1	0- 0	0- 0		NEUTRAL		0- 0		0- 0		3- 1	
<hr/>											
7- 4	0- 0	0- 0		NON-CONFERENCE		0- 0		0- 0		7- 4	
2- 1	0- 0	0- 0		HOME		0- 0		0- 0		2- 1	
2- 2	0- 0	0- 0		AWAY		0- 0		0- 0		2- 2	
3- 1	0- 0	0- 0		NEUTRAL		0- 0		0- 0		3- 1	
<hr/>											
4- 14	0- 0	0- 2		CONFERENCE		0- 3		3- 6		1- 3	
2- 6	0- 0	0- 1		HOME		0- 1		1- 3		1- 1	
2- 8	0- 0	0- 1		AWAY		0- 2		2- 3		0- 2	
0- 0	0- 0	0- 0		NEUTRAL		0- 0		0- 0		0- 0	
<hr/>											
RPI S	Opponent	Score	RPI S	Opponent	Score	RPI S	Opponent	Score	RPI S	Opponent	Score
			27 A SMU	0	3	71 A Temple	1	3	108 A Tulsa	2	3
			27 H SMU	0	3	88 A Cincinnati	1	3	108 H Tulsa	0	3
						88 H Cincinnati	0	3	127 A UCF	3	2
									127 H UCF	0	3
									129 A UConn	2	3
									132 A Houston	1	3
									132 H Houston	3	0
									134 A Memphis	3	1
									134 H Memphis	2	3
									160 A South Fla.	0	3
									160 H South Fla.	0	3
									164 A South Carolina	0	3
									215 N Wofford	1	3
									220 H Western Caro.	1	3
									233 A Tulane	2	3
									233 H Tulane	3	2
									244 A Davidson	2	3
									250 H William & Mary	3	0
									306 N Charleston So.	3	2
									309 N Presbyterian	3	2
									323 H Hampton	3	0
									323 N Hampton	3	0
									328 A N.C. Central	3	0
									331 A Savannah St.	3	0
			LAST 10 GAMES								
			233 A Tulane	2	3	160 A South Fla.	0	3			
			132 A Houston	1	3	27 H SMU	0	3			
			88 H Cincinnati	0	3	108 H Tulsa	0	3			
			134 H Memphis	2	3	160 H South Fla.	0	3			
			127 A UCF	3	2	127 H UCF	0	3			

Non-Div. I Games:

East Carolina

Average RPI Win:	269	WON-LOST RECORD	WINNING PCT. RANK	LAST 10 GAMES	STRENGTH OF SCHEDULE	OPP. STRENGTH OF SCHEDULE	TEAM RPI	ADJ RPI	CONF. RPI	ADJ CONF. RPI		
DIV. I ONLY		9- 19	.32143	259	5- 5	231	266	267	.43062	267	28	28
DIV. I NON-CONF.		3- 12	.2	286	0- 1	125	197	253	.4298	256	28	28
<hr/>												
TOTALS	RPI 1-25	RPI 26-50		W-L RECORDS		RPI 51-100		RPI 101-150		RPI 150+		
9- 19	0- 0	0- 0		OVERALL		0- 5		0- 7		9- 7		
4- 3	0- 0	0- 0		HOME		0- 0		0- 2		4- 1		
2- 9	0- 0	0- 0		AWAY		0- 3		0- 3		2- 3		
3- 7	0- 0	0- 0		NEUTRAL		0- 2		0- 2		3- 3		
<hr/>												
3- 12	0- 0	0- 0		NON-CONFERENCE		0- 5		0- 2		3- 5		
0- 1	0- 0	0- 0		HOME		0- 0		0- 0		0- 1		
0- 4	0- 0	0- 0		AWAY		0- 3		0- 0		0- 1		
3- 7	0- 0	0- 0		NEUTRAL		0- 2		0- 2		3- 3		
<hr/>												
6- 7	0- 0	0- 0		CONFERENCE		0- 0		0- 5		6- 2		
4- 2	0- 0	0- 0		HOME		0- 0		0- 2		4- 0		
2- 5	0- 0	0- 0		AWAY		0- 0		0- 3		2- 2		
0- 0	0- 0	0- 0		NEUTRAL		0- 0		0- 0		0- 0		
<hr/>												
RPI S	Opponent	Score	RPI S	Opponent	Score	RPI S	Opponent	Score	RPI S	Opponent	Score	
						69 A	Cleveland St.	0 3	113 N	Loyola Chicago	0 3	
						71 A	Temple	0 3	133 N	Seton Hall	2 3	
						82 N	Towson	0 3	135 A	Albany (NY)	0 3	
						88 N	Cincinnati	0 3	135 H	Albany (NY)	2 3	
						91 A	Fla. Atlantic	0 3	143 A	New Hampshire	0 3	
									143 A	New Hampshire	1 3	
									143 H	New Hampshire	0 3	
									177 N	Duquesne	3 2	
									208 H	Siena	2 3	
									213 N	Stetson	3 2	
									223 N	Ga. Southern	0 3	
									240 A	Stony Brook	0 3	
									240 H	Stony Brook	3 2	
									243 A	UMBC	1 3	
									243 H	UMBC	3 1	
									255 N	Bethune-Cookman	2 3	
									258 N	Central Mich.	2 3	
									259 N	Montana	3 2	
									288 A	Cornell	1 3	
									318 A	Hartford	3 1	
			318 H	Hartford	3 0							
			327 A	UMass Lowell	3 0							
			327 H	UMass Lowell	3 2							
<hr/>												
			LAST 10 GAMES									
			143 A	New Hampshire	1 3	143 A	New Hampshire	0 3	327 A	UMass Lowell	3 0	
			327 A	UMass Lowell	3 0	135 A	Albany (NY)	0 3	327 H	UMass Lowell	3 2	
			240 H	Stony Brook	3 2	208 H	Siena	2 3				
			243 H	UMBC	3 1	327 H	UMass Lowell	3 2				
			318 A	Hartford	3 1	243 A	UMBC	1 3				

Non-Div. I Games:

Binghamton

Average RPI Win:	264	WON-LOST RECORD	WINNING PCT. RANK	LAST 10 GAMES	STRENGTH OF SCHEDULE	OPP. STRENGTH OF SCHEDULE	TEAM RPI	ADJ RPI	CONF. RPI	ADJ CONF. RPI		
DIV. I ONLY		7- 19	.26923	282	3- 7	200	237	270	.42757	268	14	15
DIV. I NON-CONF.		4- 6	.4	216	0- 0	232	316	250	.43459	249	15	16

TOTALS	RPI 1-25	RPI 26-50		W-L RECORDS		RPI 51-100		RPI 101-150		RPI 150+		
7- 19	0- 1	0- 0		OVERALL		0- 3		0- 6		7- 9		
3- 9	0- 1	0- 0		HOME		0- 1		0- 4		3- 3		
2- 8	0- 0	0- 0		AWAY		0- 1		0- 2		2- 5		
2- 2	0- 0	0- 0		NEUTRAL		0- 1		0- 0		2- 1		
4- 6	0- 0	0- 0		NON-CONFERENCE		0- 1		0- 1		4- 4		
1- 3	0- 0	0- 0		HOME		0- 0		0- 1		1- 2		
1- 1	0- 0	0- 0		AWAY		0- 0		0- 0		1- 1		
2- 2	0- 0	0- 0		NEUTRAL		0- 1		0- 0		2- 1		
3- 13	0- 1	0- 0		CONFERENCE		0- 2		0- 5		3- 5		
2- 6	0- 1	0- 0		HOME		0- 1		0- 3		2- 1		
1- 7	0- 0	0- 0		AWAY		0- 1		0- 2		1- 4		
0- 0	0- 0	0- 0		NEUTRAL		0- 0		0- 0		0- 0		
RPI	S	Opponent	Score	RPI	S	Opponent	Score	RPI	S	Opponent	Score	
18	H	Arkansas St.	0 3					79	A	Appalachian St.	1 3	
								79	H	Appalachian St.	1 3	
								99	N	Murray St.	0 3	
								</				

Non-Div. I Games:

Georgia St.

Average RPI Win:		263	WON-LOST RECORD		WINNING PCT. RANK		LAST 10 GAMES		STRENGTH OF SCHEDULE		OPP. STRENGTH OF SCHEDULE		TEAM RPI		ADJ RPI		CONF. RPI		ADJ CONF. RPI	
DIV. I ONLY			9- 24		.27273 281		2- 8		181		261		268		.42743 269		27		27	
DIV. I NON-CONF.			4- 13		.23529 278		0- 0		93		211		230		.45118 231		26		25	
TOTALS		RPI 1-25		RPI 26-50		W-L RECORDS		RPI 51-100		RPI 101-150		RPI 150+								
9- 24		0- 2		0- 1		OVERALL		1- 4		0- 3		8- 14								
4- 4		0- 0		0- 0		HOME		0- 1		0- 0		4- 3								
3- 11		0- 0		0- 1		AWAY		1- 2		0- 2		2- 6								
2- 9		0- 2		0- 0		NEUTRAL		0- 1		0- 1		2- 5								
4- 13		0- 2		0- 1		NON-CONFERENCE		1- 2		0- 3		3- 5								
0- 0		0- 0		0- 0		HOME		0- 0		0- 0		0- 0								
2- 4		0- 0		0- 1		AWAY		1- 1		0- 2		1- 0								
2- 9		0- 2		0- 0		NEUTRAL		0- 1		0- 1		2- 5								
5- 11		0- 0		0- 0		CONFERENCE		0- 2		0- 0		5- 9								
4- 4		0- 0		0- 0		HOME		0- 1		0- 0		4- 3								
1- 7		0- 0		0- 0		AWAY		0- 1		0- 0		1- 6								
0- 0		0- 0		0- 0		NEUTRAL		0- 0		0- 0		0- 0								
RPI	S	Opponent		Score		RPI	S	Opponent		Score		RPI	S	Opponent		Score				
16	N	Western Ky.		0	3	39	A	Southern Ill.		0	3	70	A	Saint Louis		0	3			
25	N	Dayton		0	3							81	N	Coastal Caro.		0	3			
												89	A	Ole Miss		3	2			
												99	A	Murray St.		1	3			
												99	H	Murray St.		0	3			
												110	A	Georgia Tech		0	3			
												137	N	North Dakota		0	3			
												146	A	Indiana St.		0	3			
												171	A	Belmont		1	3			
												192	N	McNeese St.		2	3			
												195	N	Eastern Mich.		2	3			
												204	A	Eastern Ill.		1	3			
												204	H	Eastern Ill.		2	3			
												208	N	Siena		1	3			
												214	N	USC Upstate		1	3			
												238	A	Tennessee St.		2	3			
												239	H	Eastern Ky.		3	1			
												263	A	Southeast Mo. St.		3	0			
												263	H	Southeast Mo. St.		3	0			
												271	H	Tennessee Tech		2	3			
												273	A	Austin Peay		1	3			
												273	H	Austin Peay		3	0			
												280	N	IPFW		1	3			
												281	H	Morehead St.		0	3			
												289	A	SIUE		2	3			
												289	H	SIUE		3	1			
												295	A	Jacksonville St.		0	3			
												305	N	Citadel		3	1			
												316	A	Alabama A&M		3	2			
												326	N	Ark.-Pine Bluff		3	0			
LAST 10 GAMES																				
271	H	Tennessee Tech		2	3	289	H	SIUE		3	1	305	N	Citadel		3	1			
263	H	Southeast Mo. St.		3	0	238	A	Tennessee St.		2	3	316	A	Alabama A&M		3	2			
273	A	Austin Peay		1	3	171	A	Belmont		1	3	326	N	Ark.-Pine Bluff		3	0			
99	A	Murray St.		1	3	289	A	SIUE		2	3									
204	H	Eastern Ill.		2	3	204	A	Eastern Ill.		1	3									

Non-Div. I Games:

UT Martin

Average RPI Win: 236		WON-LOST RECORD		WINNING PCT. RANK		LAST 10 GAMES		STRENGTH OF SCHEDULE		OPP. STRENGTH OF SCHEDULE		TEAM RPI		ADJ RPI		CONF. RPI		ADJ CONF. RPI	
DIV. I ONLY		6- 25		.19355 308		2- 8		151		169		272		.42732 270		12		12	
DIV. I NON-CONF.		3- 12		.2 286		0- 0		222		203		295		.40121 295		13		13	
TOTALS		RPI 1-25		RPI 26-50		W-L RECORDS		RPI 51-100		RPI 101-150		RPI 150+							
6- 25		0- 0		0- 1		OVERALL		1- 9		0- 5		5- 10							
4- 6		0- 0		0- 0		HOME		1- 3		0- 2		3- 1							
0- 13		0- 0		0- 0		AWAY		0- 4		0- 2		0- 7							
2- 6		0- 0		0- 1		NEUTRAL		0- 2		0- 1		2- 2							
3- 12		0- 0		0- 1		NON-CONFERENCE		0- 2		0- 3		3- 6							
1- 1		0- 0		0- 0		HOME		0- 0		0- 1		1- 0							
0- 5		0- 0		0- 0		AWAY		0- 0		0- 1		0- 4							
2- 6		0- 0		0- 1		NEUTRAL		0- 2		0- 1		2- 2							
3- 13		0- 0		0- 0		CONFERENCE		1- 7		0- 2		2- 4							
3- 5		0- 0		0- 0		HOME		1- 3		0- 1		2- 1							
0- 8		0- 0		0- 0		AWAY		0- 4		0- 1		0- 3							
0- 0		0- 0		0- 0		NEUTRAL		0- 0		0- 0		0- 0							
RPI	S	Opponent		Score	RPI	S	Opponent		Score	RPI	S	Opponent		Score					
					33	N	Arizona St.	0	3	57	A	UNCW	2	3					
										57	H	UNCW	2	3					
										64	N	New Mexico St.	0	3					
										74	A	James Madison	1	3					
										74	H	James Madison	3	2					
										77	N	American	0	3					
										82	A	Towson	1	3					
										82	H	Towson	1	3					
										84	A	Col. of Charleston	1	3					
										84	H	Col. of Charleston	1	3					
										111	A	Hofstra	0	3					
										111	H	Hofstra	2	3					
										129	N	UConn	0	3					
										143	H	New Hampshire	2	3					
										145	A	Harvard	1	3					
										166	A	Stephen F. Austin	0	3					
										170	N	Texas Tech	0	3					
										172	A	Boston College	0	3					
										179	A	Delaware	1	3					
										179	H	Delaware	3	1					
										202	A	Air Force	1	3					
										250	A	William & Mary	1	3					
										250	H	William & Mary	1	3					
										259	N	Montana	1	3					
										262	A	Elon	0	3					
										262	H	Elon	3	1					
										264	A	Columbia	2	3					
										276	N	South Dakota St.	3	2					
										298	N	NJIT	3	1					
										327	H	UMass Lowell	3	2					
LAST 10 GAMES																			
					262	A	Elon	0	3	111	A	Hofstra	0	3					
					250	A	William & Mary	1	3	57	H	UNCW	2	3					
					82	H	Towson	1	3	84	H	Col. of Charleston	1	3					
					179	H	Delaware	3	1	84	A	Col. of Charleston	1	3					
					74	H	James Madison	3	2	179	A	Delaware	1	3					

Non-Div. I Games:

Northeastern

Average RPI Win: 259		WON-LOST RECORD		WINNING PCT. RANK		LAST 10 GAMES		STRENGTH OF SCHEDULE		OPP. STRENGTH OF SCHEDULE		TEAM RPI		ADJ RPI		CONF. RPI		ADJ CONF. RPI	
Average RPI Loss: 185																			
DIV. I ONLY		10- 21		.32258 254		5- 5		258		263		273		.4255 271		27		27	
DIV. I NON-CONF.		2- 11		.15385 301		0- 0		156		215		287		.40859 284		26		25	
TOTALS		RPI 1-25		RPI 26-50		W-L RECORDS		RPI 51-100		RPI 101-150		RPI 150+							
10- 21		0- 0		0- 0		OVERALL		0- 3		0- 5		10- 13							
5- 6		0- 0		0- 0		HOME		0- 2		0- 0		5- 4							
3- 8		0- 0		0- 0		AWAY		0- 0		0- 2		3- 6							
2- 7		0- 0		0- 0		NEUTRAL		0- 1		0- 3		2- 3							
2- 11		0- 0		0- 0		NON-CONFERENCE		0- 2		0- 5		2- 4							
1- 2		0- 0		0- 0		HOME		0- 1		0- 0		1- 1							
0- 3		0- 0		0- 0		AWAY		0- 0		0- 2		0- 1							
1- 6		0- 0		0- 0		NEUTRAL		0- 1		0- 3		1- 2							
8- 10		0- 0		0- 0		CONFERENCE		0- 1		0- 0		8- 9							
4- 4		0- 0		0- 0		HOME		0- 1		0- 0		4- 3							
3- 5		0- 0		0- 0		AWAY		0- 0		0- 0		3- 5							
1- 1		0- 0		0- 0		NEUTRAL		0- 0		0- 0		1- 1							
RPI S	Opponent	Score		RPI S	Opponent	Score		RPI S	Opponent	Score		RPI S	Opponent	Score					
								72 N	Auburn	0	3	107 A	Tennessee	1	3				
								82 H	Towson	0	3	119 N	Little Rock	0	3				
								99 H	Murray St.	1	3	120 N	UNCG	2	3				
												134 A	Memphis	0	3				
												138 N	North Florida	0	3				
												171 A	Belmont	1	3				
												171 H	Belmont	3	2				
												171 N	Belmont	1	3				
												174 H	Idaho	0	3				
												204 A	Eastern Ill.	0	3				
												204 N	Eastern Ill.	3	2				
												220 H	Western Caro.	3	1				
												229 A	Wright St.	0	3				
												238 A	Tennessee St.	1	3				
												238 H	Tennessee St.	2	3				
												239 A	Eastern Ky.	1	3				
												239 H	Eastern Ky.	1	3				
												260 N	Evansville	2	3				
												263 H	Southeast Mo. St.	3	0				
												269 A	UT Martin	3	2				
												272 N	Niagara	1	3				
												273 H	Austin Peay	3	0				
												281 A	Morehead St.	1	3				
												281 H	Morehead St.	3	1				
												289 A	SIUE	3	2				
												295 A	Jacksonville St.	3	1				
												295 H	Jacksonville St.	1	3				
LAST 10 GAMES																			

Non-Div. I Games:

Tennessee Tech

RPI	S	Opponent	Score	
326	N	Ark.-Pine Bluff	3	0

Tennessee Tech

T
e
n
n
e
s
s
e
e
T
e
c
h

T
e
n
n
e
s
s
e
e
T
e
c
h

[illegible]

Non-Div. I Games:

Niagara

RPI	S	Opponent	Score	
330	A	Quinnipiac	3	1
330	H	Quinnipiac	3	0

Niagara
































N
i
a
g
a
r
a

N
i
a
g
a
r
a

Average RPI Win:		258	WON-LOST RECORD		WINNING PCT. RANK		LAST 10 GAMES		STRENGTH OF SCHEDULE		OPP. STRENGTH OF SCHEDULE		TEAM RPI		ADJ RPI		CONF. RPI		ADJ CONF. RPI			
DIV. I ONLY			10- 22		.3125	263	4- 6		247		265		274		.42261		273	27		27		
DIV. I NON-CONF.			6- 10		.375	235	1- 0		151		238		213		.46243		216	26		25		
TOTALS		RPI 1-25		RPI 26-50			W-L RECORDS			RPI 51-100			RPI 101-150			RPI 150+						
10- 22		0- 1		0- 2			OVERALL			0- 3			1- 3			9- 13						
4- 6		0- 0		0- 0			HOME			0- 1			0- 1			4- 4						
1- 13		0- 1		0- 1			AWAY			0- 2			0- 1			1- 8						
5- 3		0- 0		0- 1			NEUTRAL			0- 0			1- 1			4- 1						
6- 10		0- 1		0- 2			NON-CONFERENCE			0- 1			1- 3			5- 3						
0- 2		0- 0		0- 0			HOME			0- 0			0- 1			0- 1						
1- 5		0- 1		0- 1			AWAY			0- 1			0- 1			1- 1						
5- 3		0- 0		0- 1			NEUTRAL			0- 0			1- 1			4- 1						
4- 12		0- 0		0- 0			CONFERENCE			0- 2			0- 0			4- 10						
4- 4		0- 0		0- 0			HOME			0- 1			0- 0			4- 3						
0- 8		0- 0		0- 0			AWAY			0- 1			0- 0			0- 7						
0- 0		0- 0		0- 0			NEUTRAL			0- 0			0- 0			0- 0						
RPI	S	Opponent			Score		RPI	S	Opponent			Score		RPI	S	Opponent			Score			
16	A	Western Ky.			0	3	32	A	Purdue			0	3	78	A	Chattanooga			0	3		
							50	N	Ohio			0	3									
																	115	N	Southern Miss.		3	2
																	134	A	Memphis		1	3
																	137	H	North Dakota		1	3
																	142	N	Mississippi St.		0	3
																	154	N	FIU		3	0
																	171	H	Belmont		0	3
																	182	N	VCU		1	3
																	204	A	Eastern Ill.		1	3
																	204	H	Eastern Ill.		1	3
																	238	H	Tennessee St.		2	3
																	239	H	Eastern Ky.		3	0
																	260	H	Evansville		2	3
																	263	A	Southeast Mo. St.		1	3
																	263	H	Southeast Mo. St.		3	2
																	269	A	UT Martin		0	3
																	269	H	UT Martin		3	1
																	271	A	Tennessee Tech		0	3
																	281	A	Morehead St.		0	3
																	289	A	SIUE		1	3
																	289	H	SIUE		3	2
																	292	A	UAB		0	3
																	292	N	UAB		3	0
																	295	A	Jacksonville St.		2	3
																	311	N	Gardner-Webb		3	2
																	316	A	Alabama A&M		3	2
																	331	N	Savannah St.		3	0
												</										

Non-Div. I Games:

Austin Peay

Average RPI Win: 275		WON-LOST	WINNING	LAST 10	STRENGTH OF		OPP. STRENGTH	TEAM	ADJ		CONF.	ADJ CONF.
Average RPI Loss: 139		RECORD	PCT. RANK	GAMES	SCHEDULE		OF SCHEDULE	RPI	RPI		RPI	RPI
DIV. I ONLY		6- 22	.21429 300	1- 9	190		193	277	.42151 274		18	18
DIV. I NON-CONF.		4- 8	.33333 249	0- 1	259		225	275	.41977 274		16	15
TOTALS		RPI 1-25	RPI 26-50	W-L RECORDS	RPI 51-100		RPI 101-150	RPI 150+				
6- 22	0- 0		0- 3	OVERALL	0- 5		0- 3	6- 11				
1- 8	0- 0		0- 1	HOME	0- 2		0- 0	1- 5				
2- 12	0- 0		0- 2	AWAY	0- 3		0- 2	2- 5				
3- 2	0- 0		0- 0	NEUTRAL	0- 0		0- 1	3- 1				
4- 8	0- 0		0- 1	NON-CONFERENCE	0- 1		0- 1	4- 5				
0- 1	0- 0		0- 0	HOME	0- 0		0- 0	0- 1				
1- 5	0- 0		0- 1	AWAY	0- 1		0- 0	1- 3				
3- 2	0- 0		0- 0	NEUTRAL	0- 0		0- 1	3- 1				
2- 14	0- 0		0- 2	CONFERENCE	0- 4		0- 2	2- 6				
1- 7	0- 0		0- 1	HOME	0- 2		0- 0	1- 4				
1- 7	0- 0		0- 1	AWAY	0- 2		0- 2	1- 2				
0- 0	0- 0		0- 0	NEUTRAL	0- 0		0- 0	0- 0				
RPI S	Opponent	Score	RPI S	Opponent	Score	RPI S	Opponent	Score	RPI S	Opponent	Score	
			35 A	Northern Ariz.	1 	55 A	Idaho St.	0 	117 N	Miami (OH)	1 	
			35 H	Northern Ariz.	1 	55 H	Idaho St.	1 	137 A	North Dakota	0 	
			37 A	Santa Clara	0 	66 A	Colorado	0 	150 A	Northern Colo.	0 	
						80 A	Sacramento St.	1 	174 H	Idaho	1 	
						80 H	Sacramento St.	0 	176 A	Nevada	2 	
									189 A	Southern Utah	1 	
									189 H	Southern Utah	0 	
									193 H	Eastern Wash.	0 	
									198 H	Utah Valley	0 	
									202 A	Air Force	2 	
									216 A	Portland St.	0 	
									216 H	Portland St.	2 	
									227 N	George Mason	3 1	
									231 A	San Jose St.	0 	
									237 N	UC Riverside	1 	
									257 N	Manhattan	3 0	
									259 A	Montana	3 1	
									275 A	Bradley	3 1	
									303 H	Montana St.	3 0	
									327 N	UMass Lowell	3 0	
LAST 10 GAMES												
			55 H	Idaho St.	1 	189 H	Southern Utah	0 				
			303 H	Montana St.	3 0	198 H	Utah Valley	0 				
			216 A	Portland St.	0 	193 H	Eastern Wash.	0 				
			80 A	Sacramento St.	1 	174 H	Idaho	1 				
			35 H	Northern Ariz.	1 	189 A	Southern Utah	1 				

Non-Div. I Games:

Weber St.

Average RPI Win:	254	WON-LOST RECORD	WINNING PCT. RANK	LAST 10 GAMES	STRENGTH OF SCHEDULE	OPP. STRENGTH OF SCHEDULE	TEAM RPI	ADJ RPI	CONF. RPI	ADJ CONF. RPI
DIV. I ONLY		6- 24	.2 304	1- 9	182	144	275	.42119	275	7 7
DIV. I NON-CONF.		5- 7	.41667 204	0- 0	311	272	288	.40635	288	8 8
TOTALS	RPI 1-25	RPI 26-50	W-L RECORDS	RPI 51-100	RPI 101-150	RPI 150+				
6- 24	0- 0	0- 6	OVERALL	0- 4	0- 4	6- 10				
3- 12	0- 0	0- 3	HOME	0- 2	0- 2	3- 5				
1- 10	0- 0	0- 3	AWAY	0- 2	0- 2	1- 3				
2- 2	0- 0	0- 0	NEUTRAL	0- 0	0- 0	2- 2				
5- 7	0- 0	0- 0	NON-CONFERENCE	0- 0	0- 0	5- 7				
2- 4	0- 0	0- 0	HOME	0- 0	0- 0	2- 4				
1- 1	0- 0	0- 0	AWAY	0- 0	0- 0	1- 1				
2- 2	0- 0	0- 0	NEUTRAL	0- 0	0- 0	2- 2				
1- 17	0- 0	0- 6	CONFERENCE	0- 4	0- 4	1- 3				
1- 8	0- 0	0- 3	HOME	0- 2	0- 2	1- 1				
0- 9	0- 0	0- 3	AWAY	0- 2	0- 2	0- 2				
0- 0	0- 0	0- 0	NEUTRAL	0- 0	0- 0	0- 0				
RPI S	Opponent	Score	RPI S	Opponent	Score	RPI S	Opponent	Score		
			34 A Wichita St.	0 3	52 A UNI	0 3	113 A Loyola Chicago	0 3		
			34 H Wichita St.	0 3	52 H UNI	0 3	113 H Loyola Chicago	0 3		
			39 A Southern Ill.	1 3	65 A Illinois St.	1 3	146 A Indiana St.	0 3		
			39 H Southern Ill.	1 3	65 H Illinois St.	0 3	146 H Indiana St.	0 3		
			40 A Missouri St.	0 3			161 N Omaha	0 3		
			40 H Missouri St.	0 3			162 A UMKC	0 3		
							168 N Green Bay	3 0		
							200 H UTEP	0 3		
							207 A Drake	0 3		
							207 H Drake	1 3		
							210 H DePaul	0 3		
							226 N Youngstown St.	3 2		
							257 H Manhattan	3 2		
							260 A Evansville	1 3		
							260 H Evansville	3 2		
							263 H Southeast Mo. St.	2 3		
							274 H Weber St.	1 3		
							287 A Toledo	3 2		
							289 N SIUE	0 3		
							327 H UMass Lowell	3 0		
			LAST 10 GAMES							
			207 A Drake	0 3	65 A Illinois St.	1 3				
			52 A UNI	0 3	39 H Southern Ill.	1 3				
			34 H Wichita St.	0 3	260 H Evansville	3 2				
			40 H Missouri St.	0 3	113 A Loyola Chicago	0 3				
			146 A Indiana St.	0 3	40 A Missouri St.	0 3				

Non-Div. I Games:

Bradley

Average RPI Win:		271	WON-LOST RECORD		WINNING PCT. RANK	LAST 10 GAMES	STRENGTH OF SCHEDULE		OPP. STRENGTH OF SCHEDULE	TEAM RPI	ADJ RPI	CONF. RPI	ADJ CONF. RPI
Average RPI Loss:		127											
DIV. I ONLY		5- 27			.15625 319	3- 7	141		148	276	.4202 276	21	21
DIV. I NON-CONF.		1- 15			.0625 316	0- 0	91		70	274	.4214 271	21	21
TOTALS		RPI 1-25	RPI 26-50		W-L RECORDS		RPI 51-100		RPI 101-150		RPI 150+		
5- 27		0- 2	0- 2		OVERALL		0- 6		0- 6		5- 11		
3- 6		0- 0	0- 0		HOME		0- 1		0- 2		3- 3		
1- 13		0- 1	0- 1		AWAY		0- 2		0- 3		1- 6		
1- 8		0- 1	0- 1		NEUTRAL		0- 3		0- 1		1- 2		
1- 15		0- 2	0- 2		NON-CONFERENCE		0- 4		0- 2		1- 5		
0- 1		0- 0	0- 0		HOME		0- 0		0- 0		0- 1		
0- 6		0- 1	0- 1		AWAY		0- 1		0- 1		0- 2		
1- 8		0- 1	0- 1		NEUTRAL		0- 3		0- 1		1- 2		
4- 12		0- 0	0- 0		CONFERENCE		0- 2		0- 4		4- 6		
3- 5		0- 0	0- 0		HOME		0- 1		0- 2		3- 2		
1- 7		0- 0	0- 0		AWAY		0- 1		0- 2		1- 4		
0- 0		0- 0	0- 0		NEUTRAL		0- 0		0- 0		0- 0		
RPI S	Opponent	Score	RPI S	Opponent	Score	RPI S	Opponent	Score	RPI S	Opponent	Score		
8 A	Kansas	0 3	34 A	Wichita St.	0 3	60 N	Pacific	0 3	105 N	Texas St.	1 3		
24 N	Illinois	0 3	40 N	Missouri St.	0 3	76 N	Iowa	0 3	116 A	IUPUI	0 3		
						83 A	Denver	0 3	116 H	IUPUI	0 3		
						83 H	Denver	0 3	125 A	North Dakota St.	0 3		
						92 A	Northern Ill.	0 3	125 H	North Dakota St.	2 3		
						93 N	Gonzaga	0 3	137 A	North Dakota	0 3		
									161 A	Omaha	0 3		
									161 H	Omaha	1 3		
									162 A	UMKC	0 3		
									166 A	Stephen F. Austin	0 3		
									170 N	Texas Tech	0 3		
									180 A	Oral Roberts	2 3		
									180 H	Oral Roberts	2 3		
									186 A	South Dakota	1 3		
									186 H	South Dakota	3 0		
									207 H	Drake	0 3		
									264 N	Columbia	3 2		
									270 N	Northeastern	2 3		
									280 A	IPFW	0 3		
									280 H	IPFW	3 0		
									313 A	Western Ill.	3 1		
									313 H	Western Ill.	3 0		
LAST 10 GAMES													
			313 H	Western Ill.	3 0		116 H	IUPUI	0 3				
			125 H	North Dakota St.	2 3		180 A	Oral Roberts	2 3				
			186 A	South Dakota	1 3		83 H	Denver	0 3				
			161 A	Omaha	0 3		125 A	North Dakota St.	0 3				
			280 H	IPFW	3 0		313 A	Western Ill.	3 1				

Non-Div. I Games:

South Dakota St.

Average RPI Win:	241	WON-LOST	WINNING	LAST 10	STRENGTH OF	OPP. STRENGTH	TEAM	ADJ	CONF.	ADJ CONF.	
Average RPI Loss:	182	RECORD	PCT. RANK	GAMES	SCHEDULE	OF SCHEDULE	RPI	RPI	RPI	RPI	
DIV. I ONLY	8- 17	.32	262	4- 6	276	232	278	.4202	276	24	24
DIV. I NON-CONF.	2- 7	.22222	282	0- 0	264	204	303	.39164	302	24	24
<hr/>											
TOTALS	RPI 1-25	RPI 26-50		W-L RECORDS	RPI 51-100		RPI 101-150		RPI 150+		
8- 17	0- 0	0- 1		OVERALL	0- 2		0- 1		8- 13		
5- 3	0- 0	0- 0		HOME	0- 0		0- 0		5- 3		
2- 9	0- 0	0- 0		AWAY	0- 2		0- 1		2- 6		
1- 5	0- 0	0- 1		NEUTRAL	0- 0		0- 0		1- 4		
<hr/>											
2- 7	0- 0	0- 1		NON-CONFERENCE	0- 1		0- 0		2- 5		
0- 0	0- 0	0- 0		HOME	0- 0		0- 0		0- 0		
1- 2	0- 0	0- 0		AWAY	0- 1		0- 0		1- 1		
1- 5	0- 0	0- 1		NEUTRAL	0- 0		0- 0		1- 4		
<hr/>											
6- 10	0- 0	0- 0		CONFERENCE	0- 1		0- 1		6- 8		
5- 3	0- 0	0- 0		HOME	0- 0		0- 0		5- 3		
1- 7	0- 0	0- 0		AWAY	0- 1		0- 1		1- 5		
0- 0	0- 0	0- 0		NEUTRAL	0- 0		0- 0		0- 0		
<hr/>											
RPI S	Opponent	Score	RPI S	Opponent	Score	RPI S	Opponent	Score	RPI S	Opponent	Score
			46 N	TCU	0 3	68 A	A&M-Corpus Christi	0 3	140 A	Central Ark.	0 3
						73 A	Pepperdine	0 3	151 N	North Carolina St.	2 3
									166 A	Stephen F. Austin	3 2
									166 H	Stephen F. Austin	2 3
									183 A	Houston Baptist	1 3
									192 A	McNeese St.	2 3
									192 H	McNeese St.	3 2
									196 H	Sam Houston St.	0 3
									198 N	Utah Valley	1 3
									212 N	UC Santa Barbara	0 3
									218 H	Lamar	3 1
									225 A	Abilene Christian	1 3
									225 H	Abilene Christian	1 3
									231 N	San Jose St.	1 3
									233 A	Tulane	1 3
									246 H	Southeastern La.	3 1
									248 H	New Orleans	3 0
									251 A	UTRGV	3 0
									278 A	Northwestern St.	2 3
									278 H	Northwestern St.	3 2
									282 A	Nicholls St.	2 3
									325 N	Southern U.	3 0
<hr/>											
			LAST 10 GAMES								
			166 A	Stephen F. Austin	3 2	192 H	McNeese St.	3 2			
			278 A	Northwestern St.	2 3	248 H	New Orleans	3 0			
			192 A	McNeese St.	2 3	246 H	Southeastern La.	3 1			
			282 A	Nicholls St.	2 3	183 A	Houston Baptist	1 3			
			225 H	Abilene Christian	1 3	68 A	A&M-Corpus Christi	0 3			

Non-Div. I Games:

Incarnate Word

Average RPI Win:	245	WON-LOST RECORD	WINNING PCT. RANK	LAST 10 GAMES	STRENGTH OF SCHEDULE	OPP. STRENGTH OF SCHEDULE	TEAM RPI	ADJ RPI	CONF. RPI	ADJ CONF. RPI	
DIV. I ONLY		7- 22	.24138 289	4- 6	228	217	282	.41863 278	24	24	
DIV. I NON-CONF.		2- 11	.15385 301	0- 0	155	158	280	.41436 280	24	24	
<hr/>											
TOTALS	RPI 1-25	RPI 26-50		W-L RECORDS		RPI 51-100		RPI 101-150		RPI 150+	
7- 22	0- 0	0- 0		OVERALL		0- 5		0- 4		7- 13	
4- 5	0- 0	0- 0		HOME		0- 1		0- 0		4- 4	
2- 10	0- 0	0- 0		AWAY		0- 3		0- 1		2- 6	
1- 7	0- 0	0- 0		NEUTRAL		0- 1		0- 3		1- 3	
<hr/>											
2- 11	0- 0	0- 0		NON-CONFERENCE		0- 4		0- 3		2- 4	
1- 0	0- 0	0- 0		HOME		0- 0		0- 0		1- 0	
0- 4	0- 0	0- 0		AWAY		0- 3		0- 0		0- 1	
1- 7	0- 0	0- 0		NEUTRAL		0- 1		0- 3		1- 3	
<hr/>											
5- 11	0- 0	0- 0		CONFERENCE		0- 1		0- 1		5- 9	
3- 5	0- 0	0- 0		HOME		0- 1		0- 0		3- 4	
2- 6	0- 0	0- 0		AWAY		0- 0		0- 1		2- 5	
0- 0	0- 0	0- 0		NEUTRAL		0- 0		0- 0		0- 0	
<hr/>											
RPI S	Opponent	Score	RPI S	Opponent	Score	RPI S	Opponent	Score	RPI S	Opponent	Score
						56 A	Arkansas	0 3	112 N	Washington St.	0 3
						68 H	A&M-Corpus Christi	0 3	115 N	Southern Miss.	0 3
						84 N	Col. of Charleston	1 3	121 N	Texas-Arlington	1 3
						87 A	Alabama	0 3	140 A	Central Ark.	0 3
						89 A	Ole Miss	0 3	166 A	Stephen F. Austin	0 3
									166 H	Stephen F. Austin	3 0
									170 A	Texas Tech	0 3
									180 N	Oral Roberts	1 3
									183 H	Houston Baptist	0 3
									192 H	McNeese St.	0 3
									196 A	Sam Houston St.	0 3
									196 H	Sam Houston St.	2 3
									216 N	Portland St.	2 3
									218 A	Lamar	3 0
									225 A	Abilene Christian	0 3
									225 H	Abilene Christian	2 3
									238 N	Tennessee St.	3 1
									246 A	Southeastern La.	1 3
									248 A	New Orleans	3 1
									263 N	Southeast Mo. St.	1 3
									276 A	Incarnate Word	2 3
									276 H	Incarnate Word	3 2
									282 H	Nicholls St.	3 0
									290 H	La.-Lafayette	3 2
			LAST 10 GAMES								
			225 H	Abilene Christian	2 3	218 A	Lamar	3 0			
			276 H	Incarnate Word	3 2	246 A	Southeastern La.	1 3			
			166 A	Stephen F. Austin	0 3	248 A	New Orleans	3 1			
			140 A	Central Ark.	0 3	166 H	Stephen F. Austin	3 0			
			196 A	Sam Houston St.	0 3	68 H	A&M-Corpus Christi	0 3			

Non-Div. I Games:

Northwestern St.

Average RPI Win: 254		WON-LOST RECORD	WINNING PCT. RANK		LAST 10 GAMES	STRENGTH OF SCHEDULE		OPP. STRENGTH OF SCHEDULE		TEAM RPI	ADJ RPI		CONF. RPI	ADJ CONF. RPI
Average RPI Loss: 162														
DIV. I ONLY		7- 25	.21875	298	1- 9	193		238		287	.41769	280	21	21
DIV. I NON-CONF.		3- 13	.1875	292	0- 1	146		245		278	.41702	277	21	21
TOTALS		RPI 1-25	RPI 26-50		W-L RECORDS		RPI 51-100		RPI 101-150		RPI 150+			
7- 25	0- 0	0- 0		OVERALL		0- 3		0- 8		7- 14				
3- 9	0- 0	0- 0		HOME		0- 1		0- 2		3- 6				
2- 11	0- 0	0- 0		AWAY		0- 1		0- 5		2- 5				
2- 5	0- 0	0- 0		NEUTRAL		0- 1		0- 1		2- 3				
3- 13	0- 0	0- 0		NON-CONFERENCE		0- 1		0- 4		3- 8				
1- 3	0- 0	0- 0		HOME		0- 0		0- 0		1- 3				
0- 5	0- 0	0- 0		AWAY		0- 0		0- 3		0- 2				
2- 5	0- 0	0- 0		NEUTRAL		0- 1		0- 1		2- 3				
4- 12	0- 0	0- 0		CONFERENCE		0- 2		0- 4		4- 6				
2- 6	0- 0	0- 0		HOME		0- 1		0- 2		2- 3				
2- 6	0- 0	0- 0		AWAY		0- 1		0- 2		2- 3				
0- 0	0- 0	0- 0		NEUTRAL		0- 0		0- 0		0- 0				
RPI S	Opponent	Score	RPI S	Opponent	Score	RPI S	Opponent	Score	RPI S	Opponent	Score			
						83 A	Denver	0 3	113 N	Loyola Chicago	0 3			
						83 H	Denver	0 3	116 A	IUPUI	0 3			
						99 N	Murray St.	0 3	116 H	IUPUI	2 3			
									117 A	Miami (OH)	0 3			
									123 A	Valparaiso	1 3			
									125 A	North Dakota St.	0 3			
									125 H	North Dakota St.	0 3			
									146 A	Indiana St.	0 3			
									158 H	Western Mich.	1 3			
									161 A	Omaha	3 2			
									161 H	Omaha	1 3			
									168 N	Green Bay	2 3			
									180 A	Oral Roberts	0 3			
									180 H	Oral Roberts	1 3			
									186 A	South Dakota	0 3			
									186 H	South Dakota	2 3			
									190 N	Northern Ky.	3 0			
									191 A	Ball St.	2 3			
									195 N	Eastern Mich.	1 3			
									204 H	Eastern Ill.	0 3			
									228 H	Ill.-Chicago	1 3			
									229 N	Wright St.	1 3			
									256 A	Bowling Green	2 3			
									258 H	Central Mich.	3 1			
									269 N	UT Martin	3 1			
									276 A	South Dakota St.	0 3			
									276 H	South Dakota St.	3 0			
			LAST 10 GAMES											
			186 H	South Dakota	2 3	276 A	South Dakota St.	0 3	256 A	Bowling Green	2 3			
			161 H	Omaha	1 3	180 H	Oral Roberts	1 3	258 H	Central Mich.	3 1			
			313 H	Western Ill.	3 0	116 H	IUPUI	2 3	269 N	UT Martin	3 1			
			83 A	Denver	0 3	123 A	Valparaiso	1 3	276 A	South Dakota St.	0 3			
			125 A	North Dakota St.	0 3	186 A	South Dakota	0 3	276 H	South Dakota St.	3 0			

Non-Div. I Games:

IPFW

RPI	S	Opponent	Score	
313	A	Western Ill.	3	2
313	H	Western Ill.	3	0

IPFW

I
P
F
W

I
P
F
W

Average RPI Win:	275	WON-LOST RECORD	WINNING PCT. RANK	LAST 10 GAMES	STRENGTH OF SCHEDULE	OPP. STRENGTH OF SCHEDULE	TEAM RPI	ADJ RPI	CONF. RPI	ADJ CONF. RPI				
DIV. I ONLY	10- 21	.32258	254	4- 6	268	279	280	.41721	281	27	27			
DIV. I NON-CONF.	3- 11	.21429	284	0- 0	189	271	284	.40798	286	26	25			
<hr/>														
TOTALS	RPI 1-25	RPI 26-50		W-L RECORDS		RPI 51-100		RPI 101-150		RPI 150+				
10- 21	0- 0	0- 0		OVERALL		0- 1		0- 4		10- 16				
7- 6	0- 0	0- 0		HOME		0- 0		0- 2		7- 4				
2- 10	0- 0	0- 0		AWAY		0- 1		0- 1		2- 8				
1- 5	0- 0	0- 0		NEUTRAL		0- 0		0- 1		1- 4				
<hr/>														
3- 11	0- 0	0- 0		NON-CONFERENCE		0- 0		0- 4		3- 7				
2- 3	0- 0	0- 0		HOME		0- 0		0- 2		2- 1				
0- 4	0- 0	0- 0		AWAY		0- 0		0- 1		0- 3				
1- 4	0- 0	0- 0		NEUTRAL		0- 0		0- 1		1- 3				
<hr/>														
7- 10	0- 0	0- 0		CONFERENCE		0- 1		0- 0		7- 9				
5- 3	0- 0	0- 0		HOME		0- 0		0- 0		5- 3				
2- 6	0- 0	0- 0		AWAY		0- 1		0- 0		2- 5				
0- 1	0- 0	0- 0		NEUTRAL		0- 0		0- 0		0- 1				
<hr/>														
RPI	S	Opponent	Score	RPI	S	Opponent	Score	RPI	S	Opponent	Score			
				99 A Murray St.				0	3	112 A Washington St.		0	3	
										128 H ETSU	1	3		
										136 H Samford	0	3		
										146 N Indiana St.	2	3		
										152 A Lehigh	1	3		
										156 H Marshall	0	3		
										171 A Belmont	0	3		
										171 H Belmont	2	3		
										171 N Belmont	0	3		
										188 N Marist	1	3		
										191 N Ball St.	1	3		
										198 N Utah Valley	0	3		
										204 H Eastern Ill.	3	2		
										229 A Wright St.	1	3		
										238 A Tennessee St.	1	3		
										238 H Tennessee St.	3	2		
										239 A Eastern Ky.	0	3		
										239 H Eastern Ky.	0	3		
										263 A Southeast Mo. St.	1	3		
										269 A UT Martin	3	0		
										271 A Tennessee Tech	1	3		
								LAST 10 GAMES				271 H Tennessee Tech	3	1
								171 N Belmont	0	3	238 A Tennessee St.	1	3	
								99 A Murray St.	0	3	171 A Belmont	0	3	
								239 H Eastern Ky.	0	3	271 H Tennessee Tech	3	1	
				204 H Eastern Ill.	3	2	295 H Jacksonville St.	3	0					
				289 H SIUE	1	3	295 A Jacksonville St.	3	1					
						295 H Jacksonville St.	3	0						

Non-Div. I Games:

Morehead St.

RPI	S	Opponent	Score	
296	H	Akron	3	2
300	A	Lafayette	2	3
315	N	Fairleigh Dickinson	3	2

Morehead St.

M
o
r
e
h
e
a
d
s
t
.

M
o
r
e
h
e
a
d
s
t
.

Average RPI Win: 277		WON-LOST	WINNING	LAST 10	STRENGTH OF		OPP. STRENGTH	TEAM	ADJ	CONF.	ADJ CONF.
Average RPI Loss: 183		RECORD	PCT. RANK	GAMES	SCHEDULE		OF SCHEDULE	RPI	RPI	RPI	RPI
DIV. I ONLY		9- 19	.32143	259	4- 6		272	275	283	.41691	282
DIV. I NON-CONF.		5- 7	.41667	204	0- 0		257	301	251	.43201	252
TOTALS		RPI 1-25	RPI 26-50		W-L RECORDS		RPI 51-100		RPI 101-150		RPI 150+
9- 19	0- 0		0- 1		OVERALL		0- 1		0- 4		9- 13
3- 5	0- 0		0- 0		HOME		0- 1		0- 1		3- 3
1- 11	0- 0		0- 0		AWAY		0- 0		0- 2		1- 9
5- 3	0- 0		0- 1		NEUTRAL		0- 0		0- 1		5- 1
5- 7	0- 0		0- 1		NON-CONFERENCE		0- 0		0- 3		5- 3
0- 0	0- 0		0- 0		HOME		0- 0		0- 0		0- 0
0- 4	0- 0		0- 0		AWAY		0- 0		0- 2		0- 2
5- 3	0- 0		0- 1		NEUTRAL		0- 0		0- 1		5- 1
4- 12	0- 0		0- 0		CONFERENCE		0- 1		0- 1		4- 10
3- 5	0- 0		0- 0		HOME		0- 1		0- 1		3- 3
1- 7	0- 0		0- 0		AWAY		0- 0		0- 0		1- 7
0- 0	0- 0		0- 0		NEUTRAL		0- 0		0- 0		0- 0
RPI S	Opponent	Score	RPI S	Opponent	Score	RPI S	Opponent	Score	RPI S	Opponent	Score
			46 N	TCU	0 3	68 H	A&M-Corpus Christi	0 3	115 A	Southern Miss.	0 3
									132 A	Houston	0 3
									132 N	Houston	2 3
									140 H	Central Ark.	0 3
									151 N	North Carolina St.	1 3
									166 A	Stephen F. Austin	0 3
									183 H	Houston Baptist	0 3
									192 A	McNeese St.	1 3
									192 H	McNeese St.	0 3
									196 A	Sam Houston St.	0 3
									218 A	Lamar	1 3
									225 A	Abilene Christian	3 1
									225 H	Abilene Christian	3 0
									233 A	Tulane	0 3
									245 N	Mercer	3 2
									246 A	Southeastern La.	1 3
									246 H	Southeastern La.	3 2
									248 A	New Orleans	0 3
									248 H	New Orleans	1 3
									276 H	Incarnate Word	3 2
									278 A	Northwestern St.	0 3
									290 A	La.-Lafayette	2 3
									310 N	Jackson St.	3 0
									316 N	Alabama A&M	3 0
									321 N	Prairie View	3 0
									325 N	Southern U.	3 0
LAST 10 GAMES			192 A	McNeese St.	1 3	246 A	Southeastern La.	1 3	310 N	Jackson St.	3 0
			246 H	Southeastern La.	3 2	225 A	Abilene Christian	3 1	316 N	Alabama A&M	3 0
			225 H	Abilene Christian	3 0	183 H	Houston Baptist	0 3	321 N	Prairie View	3 0
			276 H	Incarnate Word	3 2	68 H	A&M-Corpus Christi	0 3	325 N	Southern U.	3 0
			248 A	New Orleans	0 3	192 H	McNeese St.	0 3			

Non-Div. I Games:

Nicholls St.

Average RPI Win: 275		WON-LOST RECORD		WINNING PCT. RANK		LAST 10 GAMES		STRENGTH OF SCHEDULE		OPP. STRENGTH OF SCHEDULE		TEAM RPI		ADJ RPI		CONF. RPI		ADJ CONF. RPI	
DIV. I ONLY		8- 23		.25806 285		1- 9		213		262		279		.41587 283		17		17	
DIV. I NON-CONF.		6- 11		.35294 246		0- 1		269		315		286		.40444 292		18		18	
TOTALS		RPI 1-25		RPI 26-50		W-L RECORDS		RPI 51-100		RPI 101-150		RPI 150+							
8- 23		0- 2		0- 0		OVERALL		0- 3		0- 3		8- 15							
4- 9		0- 1		0- 0		HOME		0- 1		0- 1		4- 6							
3- 9		0- 1		0- 0		AWAY		0- 2		0- 2		3- 4							
1- 5		0- 0		0- 0		NEUTRAL		0- 0		0- 0		1- 5							
6- 11		0- 0		0- 0		NON-CONFERENCE		0- 1		0- 0		6- 10							
2- 4		0- 0		0- 0		HOME		0- 0		0- 0		2- 4							
3- 2		0- 0		0- 0		AWAY		0- 1		0- 0		3- 1							
1- 5		0- 0		0- 0		NEUTRAL		0- 0		0- 0		1- 5							
2- 12		0- 2		0- 0		CONFERENCE		0- 2		0- 3		2- 5							
2- 5		0- 1		0- 0		HOME		0- 1		0- 1		2- 2							
0- 7		0- 1		0- 0		AWAY		0- 1		0- 2		0- 3							
0- 0		0- 0		0- 0		NEUTRAL		0- 0		0- 0		0- 0							
RPI	S	Opponent		Score		RPI	S	Opponent		Score		RPI	S	Opponent		Score			
25	A	Dayton		0 3								103	A	Rhode Island		1 3			
25	H	Dayton		0 3								70	H	Saint Louis		0 3			
												94	A	FGCU		0 3			
												106	A	George Washington		0 3			
												152	H	Lehigh		0 3			
												177	H	Duquesne		1 3			
												181	N	High Point		0 3			
												182	A	VCU		2 3			
												182	H	VCU		3 0			
												205	H	Robert Morris		0 3			
												222	H	Georgetown		3 2			
												227	A	George Mason		0 3			
												240	H	Stony Brook		0 3			
												243	A	UMBC		0 3			
												244	A	Davidson		0 3			
												244	H	Davidson		1 3			
												248	N	New Orleans		1 3			
												257	A	Manhattan		3 1			
												272	H	Niagara		1 3			
												284	N	Rider		3 0			
												286	N	Coppin St.		1 3			
												291	N	Morgan St.		1 3			
												299	H	La Salle		3 2			
												309	N	Presbyterian		1 3			
												314	H	St. Francis Brooklyn		3 0			
												317	A	Saint Francis (PA)		3 2			
												324	A	Saint Peter's		3 1			
LAST 10 GAMES																			
244	A	Davidson		0 3		106	A	George Washington		0 3		309	N	Presbyterian		1 3			
182	A	VCU		2 3		227	A	George Mason		0 3		314	H	St. Francis Brooklyn		3 0			
103	H	Rhode Island		1 3		103	A	Rhode Island		1 3		317	A	Saint Francis (PA)		3 2			
25	H	Dayton		0 3		152	H	Lehigh		0 3		324	A	Saint Peter's		3 1			
70	H	Saint Louis		0 3		299	H	La Salle		3 2									

Non-Div. I Games:

Fordham

Average RPI Win: 285		WON-LOST RECORD		WINNING PCT. RANK		LAST 10 GAMES		STRENGTH OF SCHEDULE		OPP. STRENGTH OF SCHEDULE		TEAM RPI		ADJ RPI		CONF. RPI		ADJ CONF. RPI	
Average RPI Loss: 254																			
DIV. I ONLY		16- 17		.48485 171		3- 7		304		323		271		.41555 284		30		30	
DIV. I NON-CONF.		5- 9		.35714 242		0- 0		318		332		312		.36211 315		30		30	
TOTALS		RPI 1-25		RPI 26-50		W-L RECORDS		RPI 51-100		RPI 101-150		RPI 150+							
16- 17		0- 0		0- 0		OVERALL		0- 0		0- 1		16- 16							
7- 2		0- 0		0- 0		HOME		0- 0		0- 0		7- 2							
5- 9		0- 0		0- 0		AWAY		0- 0		0- 0		5- 9							
4- 6		0- 0		0- 0		NEUTRAL		0- 0		0- 1		4- 5							
5- 9		0- 0		0- 0		NON-CONFERENCE		0- 0		0- 1		5- 8							
0- 0		0- 0		0- 0		HOME		0- 0		0- 0		0- 0							
1- 4		0- 0		0- 0		AWAY		0- 0		0- 0		1- 4							
4- 5		0- 0		0- 0		NEUTRAL		0- 0		0- 1		4- 4							
11- 8		0- 0		0- 0		CONFERENCE		0- 0		0- 0		11- 8							
7- 2		0- 0		0- 0		HOME		0- 0		0- 0		7- 2							
4- 5		0- 0		0- 0		AWAY		0- 0		0- 0		4- 5							
0- 1		0- 0		0- 0		NEUTRAL		0- 0		0- 0		0- 1							
RPI	S	Opponent		Score	RPI	S	Opponent		Score	RPI	S	Opponent		Score	RPI	S	Opponent		Score
												123	N	Valparaiso	1		3		
												165	A	Fairfield	3		1		
												165	H	Fairfield	1		3		
												188	A	Marist	1		3		
												188	H	Marist	3		1		
												208	A	Siena	0		3		
												208	H	Siena	3		2		
												242	A	UMES	1		3		
												242	A	UMES	2		3		
												257	A	Manhattan	3		2		
												257	H	Manhattan	1		3		
												257	N	Manhattan	0		3		
												272	A	Niagara	0		3		
												272	H	Niagara	3		1		
												283	N	Fordham	0		3		
												286	N	Coppin St.	1		3		
												291	N	Morgan St.	3		2		
												294	A	Canisius	1		3		
												294	H	Canisius	3		1		
												297	A	Iona	1		3		
												297	H	Iona	3		0		
												298	N	NJIT	2		3		
												298	N	NJIT	1		3		
												300	A	Lafayette	2		3		
												314	A	St. Francis Brooklyn	3		1		
												314	N	St. Francis Brooklyn	3		0		
												315	A	Fairleigh Dickinson	2		3		
LAST 10 GAMES																			

Non-Div. I Games:

Rider

RPI	S	Opponent	Score	
324	A	Saint Peter's	3	0
324	H	Saint Peter's	3	0
327	N	UMass Lowell	3	1
327	N	UMass Lowell	3	1
330	A	Quinnipiac	3	0
330	H	Quinnipiac	3	1

Rider

R
i
d
e
r

R
i
d
e
r

Average RPI Win:		316	WON-LOST RECORD		WINNING PCT. RANK		LAST 10 GAMES		STRENGTH OF SCHEDULE		OPP. STRENGTH OF SCHEDULE		TEAM RPI		ADJ RPI		CONF. RPI		ADJ CONF. RPI				
Average RPI Loss:		135																					
DIV. I ONLY			8- 21		.27586	279	4- 6		241	273	284	.4155	285	31	31								
DIV. I NON-CONF.			0- 17		0	319	0- 3		52	56	266	.42569	263	31	31								
TOTALS		RPI 1-25		RPI 26-50		W-L RECORDS		RPI 51-100		RPI 101-150		RPI 150+											
8- 21		0- 2		0- 3		OVERALL		0- 5		0- 2		8- 9											
4- 7		0- 2		0- 0		HOME		0- 3		0- 1		4- 1											
4- 9		0- 0		0- 2		AWAY		0- 1		0- 1		4- 4											
0- 5		0- 0		0- 1		NEUTRAL		0- 1		0- 0		0- 3											
0- 17		0- 2		0- 3		NON-CONFERENCE		0- 5		0- 2		0- 5											
0- 6		0- 2		0- 0		HOME		0- 3		0- 1		0- 0											
0- 7		0- 0		0- 2		AWAY		0- 1		0- 1		0- 3											
0- 4		0- 0		0- 1		NEUTRAL		0- 1		0- 0		0- 2											
8- 4		0- 0		0- 0		CONFERENCE		0- 0		0- 0		8- 4											
4- 1		0- 0		0- 0		HOME		0- 0		0- 0		4- 1											
4- 2		0- 0		0- 0		AWAY		0- 0		0- 0		4- 2											
0- 1		0- 0		0- 0		NEUTRAL		0- 0		0- 0		0- 1											
RPI	S	Opponent		Score		RPI	S	Opponent		Score		RPI	S	Opponent		Score							
10	H	Texas A&M		0	3	38	A	Miami (FL)		0	3	62	H	Xavier		1	3	138	A	North Florida		0	3
22	H	Florida St.		0	3	41	A	Arizona		0	3	65	N	Illinois St.		0	3	138	H	North Florida		0	3
						44	N	Kansas St.		0	3	72	A	Auburn		0	3	160	A	South Fla.		0	3
												81	H	Coastal Caro.		0	3	175	A	Troy		2	3
												94	H	FGCU		0	3	186	N	South Dakota		0	3
																		213	A	Stetson		0	3
																		224	N	CSUN		1	3
																		230	N	Howard		1	3
																		242	A	UMES		3	2
																		255	A	Bethune-Cookman		0	3
																		255	H	Bethune-Cookman		0	3
																		320	A	N.C. A&T		3	1
																		320	H	N.C. A&T		3	0
																		328	A	N.C. Central		1	3
																		328	H	N.C. Central		3	0
																		329	A	South Carolina St.		3	0
																		329	H	South Carolina St.		3	1
																		331	A	Savannah St.		3	0
																		331	H	Savannah St.		3	0
						LAST 10 GAMES																	
						230	N	Howard		1	3	138	A	North Florida		0	3						
						242	A	UMES		3	2	331	H	Savannah St.		3	0						
						320	A	N.C. A&T		3	1	329	H	South Carolina St.		3	1						
						328	A	N.C. Central		1	3	213	A	Stetson		0	3						
						255	H	Bethune-Cookman		0	3	94	H	FGCU		0	3						

Non-Div. I Games:

Florida A&M

Average RPI Win:	309	WON-LOST	WINNING	LAST 10	STRENGTH OF	OPP. STRENGTH	TEAM	ADJ	CONF.	ADJ CONF.	
Average RPI Loss:	202	RECORD	PCT. RANK	GAMES	SCHEDULE	OF SCHEDULE	RPI	RPI	RPI	RPI	
DIV. I ONLY	9- 15	.375	232	4- 6	279	317	281	.41473	286	31	31
DIV. I NON-CONF.	3- 8	.27273	268	0- 0	112	268	238	.44768	237	31	31
<hr/>											
TOTALS	RPI 1-25	RPI 26-50		W-L RECORDS	RPI 51-100		RPI 101-150		RPI 150+		
9- 15	0- 0	0- 1		OVERALL	0- 2		0- 1		9- 11		
3- 3	0- 0	0- 0		HOME	0- 0		0- 0		3- 3		
4- 6	0- 0	0- 1		AWAY	0- 1		0- 0		4- 4		
2- 6	0- 0	0- 0		NEUTRAL	0- 1		0- 1		2- 4		
<hr/>											
3- 8	0- 0	0- 1		NON-CONFERENCE	0- 2		0- 1		3- 4		
0- 0	0- 0	0- 0		HOME	0- 0		0- 0		0- 0		
1- 3	0- 0	0- 1		AWAY	0- 1		0- 0		1- 1		
2- 5	0- 0	0- 0		NEUTRAL	0- 1		0- 1		2- 3		
<hr/>											
6- 7	0- 0	0- 0		CONFERENCE	0- 0		0- 0		6- 7		
3- 3	0- 0	0- 0		HOME	0- 0		0- 0		3- 3		
3- 3	0- 0	0- 0		AWAY	0- 0		0- 0		3- 3		
0- 1	0- 0	0- 0		NEUTRAL	0- 0		0- 0		0- 1		
<hr/>											
RPI S	Opponent	Score	RPI S	Opponent	Score	RPI S	Opponent	Score	RPI S	Opponent	Score
			49 A	Baylor	0 3	82 A	Towson	0 3	107 N	Tennessee	0 3
						100 N	Cal Poly	0 3	181 N	High Point	0 3
									196 N	Sam Houston St.	0 3
									230 A	Howard	0 3
									230 H	Howard	0 3
									242 A	UMES	1 3
									242 H	UMES	0 3
									243 A	UMBC	0 3
									255 N	Bethune-Cookman	0 3
									257 N	Manhattan	1 3
									283 N	Fordham	3 1
									284 N	Rider	3 1
									291 A	Morgan St.	2 3
									291 H	Morgan St.	3 2
									317 A	Saint Francis (PA)	3 2
									319 A	Norfolk St.	3 0
									319 H	Norfolk St.	3 0
									322 A	Delaware St.	3 0
									322 H	Delaware St.	3 1
									323 A	Hampton	3 2
									323 H	Hampton	2 3
			LAST 10 GAMES								
			255 N	Bethune-Cookman	0 3	319 H	Norfolk St.	3 0			
			291 A	Morgan St.	2 3	230 A	Howard	0 3			
			242 A	UMES	1 3	291 H	Morgan St.	3 2			
			322 H	Delaware St.	3 1	242 H	UMES	0 3			
			323 H	Hampton	2 3	322 A	Delaware St.	3 0			

Non-Div. I Games:

Coppin St.

T
o
l
e
d
o

Toledo					Through Games Of Though Nov. 22, 2015							
Average RPI Win: 249 Average RPI Loss: 161		WON-LOST RECORD	WINNING PCT. RANK	LAST 10 GAMES	STRENGTH OF SCHEDULE	OPP. STRENGTH OF SCHEDULE	TEAM RPI	ADJ RPI	CONF. RPI	ADJ CONF. RPI		
DIV. I ONLY		6- 23	.2069 301	3- 7	203	223	291	.41429 287	20	20		
DIV. I NON-CONF.		3- 10	.23077 279	0- 0	138	242	256	.43039 255	14	14		
<hr/>												
TOTALS		RPI 1-25	RPI 26-50		W-L RECORDS		RPI 51-100		RPI 101-150		RPI 150+	
6- 23	0- 0		0- 1		OVERALL		0- 5		0- 3		6- 14	
5- 9	0- 0		0- 0		HOME		0- 2		0- 1		5- 6	
0- 11	0- 0		0- 1		AWAY		0- 3		0- 1		0- 6	
1- 3	0- 0		0- 0		NEUTRAL		0- 0		0- 1		1- 2	
<hr/>												
3- 10	0- 0		0- 0		NON-CONFERENCE		0- 2		0- 2		3- 6	
2- 4	0- 0		0- 0		HOME		0- 1		0- 0		2- 3	
0- 3	0- 0		0- 0		AWAY		0- 1		0- 1		0- 1	
1- 3	0- 0		0- 0		NEUTRAL		0- 0		0- 1		1- 2	
<hr/>												
3- 13	0- 0		0- 1		CONFERENCE		0- 3		0- 1		3- 8	
3- 5	0- 0		0- 0		HOME		0- 1		0- 1		3- 3	
0- 8	0- 0		0- 1		AWAY		0- 2		0- 0		0- 5	
0- 0	0- 0		0- 0		NEUTRAL		0- 0		0- 0		0- 0	
<hr/>												
RPI S	Opponent	Score	RPI S	Opponent	Score	RPI S	Opponent	Score	RPI S	Opponent	Score	
			50 A	Ohio	1 3	65 A	Illinois St.	1 3	116 N	IUPUI	0 3	
						69 H	Cleveland St.	0 3	117 H	Miami (OH)	1 3	
						92 A	Northern Ill.	0 3	123 A	Valparaiso	1 3	
						92 H	Northern Ill.	1 3	158 A	Western Mich.	0 3	
						96 A	Kent St.	0 3	158 H	Western Mich.	1 3	
									168 H	Green Bay	1 3	
									191 A	Ball St.	0 3	
									191 H	Ball St.	2 3	
									195 A	Eastern Mich.	0 3	
									195 H	Eastern Mich.	2 3	
									204 N	Eastern Ill.	2 3	
									205 H	Robert Morris	3 2	
									210 A	DePaul	0 3	
									219 H	Radford	3 1	
									226 H	Youngstown St.	0 3	
									226 N	Youngstown St.	1 3	
									232 A	Buffalo	1 3	
									256 H	Bowling Green	3 2	
									258 A	Central Mich.	0 3	
									258 H	Central Mich.	3 2	
									260 N	Evansville	3 2	
									275 H	Bradley	2 3	
									296 H	Akron	3 0	
<hr/>												
			LAST 10 GAMES									
			195 H	Eastern Mich.	2 3	191 A	Ball St.	0 3				
			258 H	Central Mich.	3 2	117 H	Miami (OH)	1 3				
			158 A	Western Mich.	0 3	256 H	Bowling Green	3 2				
			92 A	Northern Ill.	0 3	50 A	Ohio	1 3				
			296 H	Akron	3 0	96 A	Kent St.	0 3				

T
o
l
e
d
o

Non-Div. I Games:

Toledo

Average RPI Win:	260	WON-LOST RECORD	WINNING PCT. RANK	LAST 10 GAMES		STRENGTH OF SCHEDULE	OPP. STRENGTH OF SCHEDULE	TEAM RPI	ADJ RPI	CONF. RPI	ADJ CONF. RPI												
DIV. I ONLY		6- 18	.25 286	2- 8		242	241	289	.41403	288	23	23											
DIV. I NON-CONF.		4- 6	.4 216	0- 0		223	217	234	.44778	236	23	23											
<hr/>																							
TOTALS	RPI 1-25	RPI 26-50		W-L RECORDS		RPI 51-100		RPI 101-150		RPI 150+													
6- 18	0- 0	0- 0		OVERALL		0- 0		0- 9		6- 9													
2- 8	0- 0	0- 0		HOME		0- 0		0- 4		2- 4													
1- 8	0- 0	0- 0		AWAY		0- 0		0- 4		1- 4													
3- 2	0- 0	0- 0		NEUTRAL		0- 0		0- 1		3- 1													
<hr/>																							
4- 6	0- 0	0- 0		NON-CONFERENCE		0- 0		0- 5		4- 1													
1- 2	0- 0	0- 0		HOME		0- 0		0- 2		1- 0													
0- 2	0- 0	0- 0		AWAY		0- 0		0- 2		0- 0													
3- 2	0- 0	0- 0		NEUTRAL		0- 0		0- 1		3- 1													
<hr/>																							
2- 12	0- 0	0- 0		CONFERENCE		0- 0		0- 4		2- 8													
1- 6	0- 0	0- 0		HOME		0- 0		0- 2		1- 4													
1- 6	0- 0	0- 0		AWAY		0- 0		0- 2		1- 4													
0- 0	0- 0	0- 0		NEUTRAL		0- 0		0- 0		0- 0													
<hr/>																							
RPI S	Opponent	Score	RPI S	Opponent	Score	RPI S	Opponent	Score	RPI S	Opponent	Score												
									113 H	Loyola Chicago	0	3											
									114 N	San Francisco	1	3											
									122 A	Army West Point	0	3											
									124 A	St. John's (NY)	1	3											
									133 H	Seton Hall	0	3											
									145 A	Harvard	0	3											
									145 H	Harvard	2	3											
									149 A	Princeton	0	3											
									149 H	Princeton	0	3											
									157 A	Dartmouth	0	3											
									157 H	Dartmouth	1	3											
									159 A	Yale	2	3											
									159 H	Yale	2	3											
									197 A	Penn	1	3											
									197 H	Penn	2	3											
									227 N	George Mason	3	2											
									250 N	William & Mary	3	2											
									252 A	Brown	0	3											
									252 H	Brown	3	2											
									264 A	Columbia	3	2											
									264 H	Columbia	1	3											
												LAST 10 GAMES			267 H	Binghamton	3	1					
												197 H	Penn	2	3	159 H	Yale	2	3	297 N	Iona	3	0
												149 H	Princeton	0	3	264 A	Columbia	3	2	301 N	Central Conn. St.	1	3
												157 A	Dartmouth	0	3	145 H	Harvard	2	3				
145 A	Harvard	0	3	157 H	Dartmouth	1	3																
252 H	Brown	3	2	149 A	Princeton	0	3																

Non-Div. I Games:

Cornell

Average RPI Win: 265		WON-LOST	WINNING	LAST 10	STRENGTH OF	OPP. STRENGTH	TEAM	ADJ	CONF.	ADJ CONF.		
Average RPI Loss: 193		RECORD	PCT. RANK	GAMES	SCHEDULE	OF SCHEDULE	RPI	RPI	RPI	RPI		
DIV. I ONLY		8- 18	.30769	268	5- 5	277	259	292	.41388	289	27	27
DIV. I NON-CONF.		2- 8	.2	286	0- 0	239	200	300	.39708	297	26	25
<hr/>												
TOTALS		RPI 1-25		RPI 26-50		W-L RECORDS		RPI 51-100		RPI 101-150		RPI 150+
8- 18		0- 0		0- 0		OVERALL		0- 4		0- 0		8- 14
5- 6		0- 0		0- 0		HOME		0- 2		0- 0		5- 4
1- 9		0- 0		0- 0		AWAY		0- 2		0- 0		1- 7
2- 3		0- 0		0- 0		NEUTRAL		0- 0		0- 0		2- 3
2- 8		0- 0		0- 0		NON-CONFERENCE		0- 2		0- 0		2- 6
0- 3		0- 0		0- 0		HOME		0- 1		0- 0		0- 2
0- 2		0- 0		0- 0		AWAY		0- 1		0- 0		0- 1
2- 3		0- 0		0- 0		NEUTRAL		0- 0		0- 0		2- 3
6- 10		0- 0		0- 0		CONFERENCE		0- 2		0- 0		6- 8
5- 3		0- 0		0- 0		HOME		0- 1		0- 0		5- 2
1- 7		0- 0		0- 0		AWAY		0- 1		0- 0		1- 6
0- 0		0- 0		0- 0		NEUTRAL		0- 0		0- 0		0- 0
RPI S	Opponent	Score	RPI S	Opponent	Score	RPI S	Opponent	Score	RPI S	Opponent	Score	
						56 H	Arkansas	0 3	161 N	Omaha	2 3	
						88 A	Cincinnati	0 3	162 A	UMKC	1 3	
						99 A	Murray St.	0 3	171 H	Belmont	3 1	
						99 H	Murray St.	1 3	190 H	Northern Ky.	2 3	
									204 A	Eastern Ill.	2 3	
									204 H	Eastern Ill.	1 3	
									207 N	Drake	2 3	
									210 N	DePaul	0 3	
									238 A	Tennessee St.	0 3	
									239 A	Eastern Ky.	2 3	
									247 H	Louisiana Tech	0 3	
									263 A	Southeast Mo. St.	0 3	
									263 H	Southeast Mo. St.	3 1	
									269 A	UT Martin	1 3	
									269 H	UT Martin	3 2	
									271 H	Tennessee Tech	2 3	
									273 A	Austin Peay	2 3	
									273 H	Austin Peay	3 1	
									275 N	Bradley	3 0	
									281 A	Morehead St.	3 1	
									295 H	Jacksonville St.	3 2	
									296 N	Akron	3 2	
			LAST 10 GAMES									
			171 H	Belmont	3 1	269 A	UT Martin	1 3				
			204 A	Eastern Ill.	2 3	273 H	Austin Peay	3 1				
			239 A	Eastern Ky.	2 3	99 H	Murray St.	1 3				
			281 A	Morehead St.	3 1	269 H	UT Martin	3 2				
			263 A	Southeast Mo. St.	0 3	263 H	Southeast Mo. St.	3 1				

Non-Div. I Games:

SIUE

Average RPI Win: 280		WON-LOST	WINNING	LAST 10	STRENGTH OF		OPP. STRENGTH	TEAM	ADJ	CONF.	ADJ CONF.		
Average RPI Loss: 152		RECORD	PCT. RANK	GAMES	SCHEDULE		OF SCHEDULE	RPI	RPI	RPI	RPI		
DIV. I ONLY		6- 23	.2069	301	1- 9		209	213	293	.41329	290	14	15
DIV. I NON-CONF.		4- 9	.30769	259	0- 1		255	256	282	.4117	281	15	16
TOTALS		RPI 1-25	RPI 26-50		W-L RECORDS		RPI 51-100		RPI 101-150		RPI 150+		
6- 23	0- 1	0- 0		OVERALL		0- 4		0- 7		6- 11			
4- 8	0- 1	0- 0		HOME		0- 1		0- 3		4- 3			
2- 11	0- 0	0- 0		AWAY		0- 2		0- 3		2- 6			
0- 4	0- 0	0- 0		NEUTRAL		0- 1		0- 1		0- 2			
4- 9	0- 0	0- 0		NON-CONFERENCE		0- 2		0- 2		4- 5			
3- 1	0- 0	0- 0		HOME		0- 0		0- 1		3- 0			
1- 4	0- 0	0- 0		AWAY		0- 1		0- 0		1- 3			
0- 4	0- 0	0- 0		NEUTRAL		0- 1		0- 1		0- 2			
2- 14	0- 1	0- 0		CONFERENCE		0- 2		0- 5		2- 6			
1- 7	0- 1	0- 0		HOME		0- 1		0- 2		1- 3			
1- 7	0- 0	0- 0		AWAY		0- 1		0- 3		1- 3			
0- 0	0- 0	0- 0		NEUTRAL		0- 0		0- 0		0- 0			
RPI S	Opponent	Score		RPI S	Opponent	Score		RPI S	Opponent	Score			
18 H	Arkansas St.	0 3				66 N	Colorado 0 3	105 A	Texas St.	0 3			
						74 A	Rice 0 3	105 H	Texas St.	0 3			
						79 A	Appalachian St. 0 3	119 A	Little Rock	0 3			
						79 H	Appalachian St. 0 3	121 A	Texas-Arlington	0 3			
								121 H	Texas-Arlington	0 3			
								132 H	Houston	1 3			
								132 N	Houston	0 3			
								163 A	South Ala.	1 3			
								170 A	Texas Tech	0 3			
								175 A	Troy	1 3			
								175 H	Troy	2 3			
								192 A	McNeese St.	0 3			
								196 N	Sam Houston St.	0 3			
								223 H	Ga. Southern	1 3			
								246 A	Southeastern La.	3 2			
								249 A	La.-Monroe	3 2			
								249 H	La.-Monroe	2 3			
								261 N	Utah St.	0 3			
								268 A	Georgia St.	1 3			
								268 H	Georgia St.	3 0			
								278 A	Northwestern St.	2 3			
								282 H	Nicholls St.	3 2			
								310 H	Jackson St.	3 1			
								325 H	Southern U.	3 0			
				LAST 10 GAMES									
				268 H	Georgia St.	3	0	119 A	Little Rock	0	3		
				105 H	Texas St.	0	3	192 A	McNeese St.	0	3		
				121 H	Texas-Arlington	0	3	175 H	Troy	2	3		
				268 A	Georgia St.	1	3	223 H	Ga. Southern	1	3		
				79 A	Appalachian St.	0	3	175 A	Troy	1	3		

Non-Div. I Games:

La.-Lafayette

Average RPI Win:	300	WON-LOST	WINNING	LAST 10	STRENGTH OF	OPP. STRENGTH	TEAM	ADJ	CONF.	ADJ CONF.				
Average RPI Loss:	214	RECORD	PCT. RANK	GAMES	SCHEDULE	OF SCHEDULE	RPI	RPI	RPI	RPI				
DIV. I ONLY	13- 15	.46429	192	7- 3	319	306	290	.41318	291	31	31			
DIV. I NON-CONF.	3- 11	.21429	284	0- 0	295	234	313	.36854	312	31	31			
<hr/>														
TOTALS	RPI 1-25	RPI 26-50		W-L RECORDS	RPI 51-100		RPI 101-150		RPI 150+					
13- 15	0- 0	0- 0		OVERALL	0- 1		0- 2		13- 12					
5- 2	0- 0	0- 0		HOME	0- 0		0- 0		5- 2					
5- 6	0- 0	0- 0		AWAY	0- 0		0- 1		5- 5					
3- 7	0- 0	0- 0		NEUTRAL	0- 1		0- 1		3- 5					
<hr/>														
3- 11	0- 0	0- 0		NON-CONFERENCE	0- 1		0- 2		3- 8					
0- 1	0- 0	0- 0		HOME	0- 0		0- 0		0- 1					
1- 4	0- 0	0- 0		AWAY	0- 0		0- 1		1- 3					
2- 6	0- 0	0- 0		NEUTRAL	0- 1		0- 1		2- 4					
<hr/>														
10- 4	0- 0	0- 0		CONFERENCE	0- 0		0- 0		10- 4					
5- 1	0- 0	0- 0		HOME	0- 0		0- 0		5- 1					
4- 2	0- 0	0- 0		AWAY	0- 0		0- 0		4- 2					
1- 1	0- 0	0- 0		NEUTRAL	0- 0		0- 0		1- 1					
<hr/>														
RPI S	Opponent	Score	RPI S	Opponent	Score	RPI S	Opponent	Score	RPI S	Opponent	Score			
						96 N	Kent St.	0 3	102 A	Maryland	0 3			
						111 N	Hofstra	0 3						
						177 N	Duquesne	0 3						
						179 A	Delaware	0 3						
						222 H	Georgetown	0 3						
						228 A	Ill.-Chicago	0 3						
						230 A	Howard	0 3						
						230 H	Howard	3 1						
						242 A	UMES	3 1						
						242 H	UMES	0 3						
						243 A	UMBC	1 3						
						253 N	Sacred Heart	2 3						
						255 N	Bethune-Cookman	0 3						
						283 N	Fordham	3 1						
						284 N	Rider	2 3						
						286 A	Coppin St.	2 3						
						286 H	Coppin St.	3 2						
						301 N	Central Conn. St.	0 3						
						307 N	Loyola Maryland	3 1						
						308 A	Chicago St.	3 0						
						319 A	Norfolk St.	3 2						
									LAST 10 GAMES			319 H	Norfolk St.	3 0
												320 N	N.C. A&T	3 0
												322 A	Delaware St.	3 0
												322 H	Delaware St.	3 0
323 A	Hampton	3 1												
						323 H	Hampton	3 0						
						255 N	Bethune-Cookman	0 3						
						320 N	N.C. A&T	3 0						
						286 H	Coppin St.	3 2						
						230 A	Howard	0 3						
						286 A	Coppin St.	2 3						
						322 A	Delaware St.	3 0						
						286 H	Coppin St.	3 2						
						230 A	Howard	0 3						
						286 A	Coppin St.	2 3						
						322 A	Delaware St.	3 0						

Non-Div. I Games:

Morgan St.

U
A
B

UAB		Through Games Of Though Nov. 22, 2015											
Average RPI Win:	280	WON-LOST RECORD	WINNING PCT. RANK	LAST 10 GAMES	STRENGTH OF SCHEDULE	OPP. STRENGTH OF SCHEDULE	TEAM RPI	ADJ RPI	CONF. RPI	ADJ CONF. RPI			
Average RPI Loss:	163												
DIV. I ONLY	9- 23	.28125	278	2- 8	257	258	288	.41169	292	11	11		
DIV. I NON-CONF.	8- 8	.5	162	1- 1	296	328	263	.42137	272	12	12		

TOTALS	RPI 1-25	RPI 26-50		W-L RECORDS	RPI 51-100		RPI 101-150		RPI 150+				
9- 23	0- 1	0- 0		OVERALL	0- 7		0- 2		9- 13				
7- 10	0- 0	0- 0		HOME	0- 4		0- 1		7- 5				
0- 11	0- 1	0- 0		AWAY	0- 3		0- 1		0- 6				
2- 2	0- 0	0- 0		NEUTRAL	0- 0		0- 0		2- 2				
8- 8	0- 0	0- 0		NON-CONFERENCE	0- 2		0- 0		8- 6				
6- 3	0- 0	0- 0		HOME	0- 1		0- 0		6- 2				
0- 3	0- 0	0- 0		AWAY	0- 1		0- 0		0- 2				
2- 2	0- 0	0- 0		NEUTRAL	0- 0		0- 0		2- 2				
1- 15	0- 1	0- 0		CONFERENCE	0- 5		0- 2		1- 7				
1- 7	0- 0	0- 0		HOME	0- 3		0- 1		1- 3				
0- 8	0- 1	0- 0		AWAY	0- 2		0- 1		0- 4				
0- 0	0- 0	0- 0		NEUTRAL	0- 0		0- 0		0- 0				

RPI S	Opponent	Score	RPI S	Opponent	Score	RPI S	Opponent	Score	RPI S	Opponent	Score		
16 A	Western Ky.	0 3				67 A	UTSA	1 3	115 A	Southern Miss.	0 3		
						67 H	UTSA	0 3	115 H	Southern Miss.	1 3		
						74 H	Rice	0 3	154 H	FIU	2 3		
						78 A	Chattanooga	1 3	156 A	Marshall	1 3		
						86 A	North Texas	0 3	156 H	Marshall	3 2		
						89 H	Ole Miss	1 3	175 A	Troy	2 3		
						91 H	Fla. Atlantic	0 3	188 N	Marist	3 0		
									200 A	UTEP	1 3		
									209 H	Charlotte	1 3		
									218 A	Lamar	0 3		
									235 A	Middle Tenn.	0 3		
									235 H	Middle Tenn.	0 3		
									247 A	Louisiana Tech	0 3		
									249 H	La.-Monroe	2 3		
									273 H	Austin Peay	3 0		
									273 N	Austin Peay	0 3		
									293 H	Alabama St.	2 3		
									295 H	Jacksonville St.	3 1		
									302 N	Texas Southern	3 2		
									311 N	Gardner-Webb	1 3		
									316 H	Alabama A&M	3 0		
									327 H	UMass Lowell	3 1		
									331 H	Savannah St.	3 0		
									334 H	Mississippi Val.	3 0		

			LAST 10 GAMES										
			74 H	Rice	0 3	156 H	Marshall	3 2	331 H	Savannah St.	3 0		
			293 H	Alabama St.	2 3	115 A	Southern Miss.	0 3	334 H	Mississippi Val.	3 0		
			67 A	UTSA	1 3	16 A	Western Ky.	0 3					
			200 A	UTEP	1 3	91 H	Fla. Atlantic	0 3					
			235 H	Middle Tenn.	0 3	316 H	Alabama A&M	3 0					

U
A
B

Non-Div. I Games:

UAB

Average RPI Win:	318	WON-LOST RECORD	WINNING PCT. RANK	LAST 10 GAMES	STRENGTH OF SCHEDULE	OPP. STRENGTH OF SCHEDULE	TEAM RPI	ADJ RPI	CONF. RPI	ADJ CONF. RPI							
DIV. I ONLY		21- 15	.58333	121	7- 3	326	328	286	.40651	293	32	32					
DIV. I NON-CONF.		7- 11	.38889	226	1- 0	299	292	291	.40168	294	32	32					
<hr/>																	
TOTALS	RPI 1-25	RPI 26-50		W-L RECORDS		RPI 51-100		RPI 101-150		RPI 150+							
21- 15	0- 0	0- 0		OVERALL		0- 2		0- 5		21- 8							
4- 0	0- 0	0- 0		HOME		0- 0		0- 0		4- 0							
7- 8	0- 0	0- 0		AWAY		0- 1		0- 3		7- 4							
10- 7	0- 0	0- 0		NEUTRAL		0- 1		0- 2		10- 4							
<hr/>																	
7- 11	0- 0	0- 0		NON-CONFERENCE		0- 2		0- 5		7- 4							
0- 0	0- 0	0- 0		HOME		0- 0		0- 0		0- 0							
5- 6	0- 0	0- 0		AWAY		0- 1		0- 3		5- 2							
2- 5	0- 0	0- 0		NEUTRAL		0- 1		0- 2		2- 2							
<hr/>																	
14- 4	0- 0	0- 0		CONFERENCE		0- 0		0- 0		14- 4							
4- 0	0- 0	0- 0		HOME		0- 0		0- 0		4- 0							
2- 2	0- 0	0- 0		AWAY		0- 0		0- 0		2- 2							
8- 2	0- 0	0- 0		NEUTRAL		0- 0		0- 0		8- 2							
<hr/>																	
RPI	S	Opponent	Score	RPI	S	Opponent	Score	RPI	S	Opponent	Score						
				68 N A&M-Corpus Christi				2	3	101 A Kennesaw St.		0	3				
				87 A Alabama				0	3	120 A UNCG		0	3				
												128 N ETSU		1	3		
												130 N CSU Bakersfield		1	3		
												140 A Central Ark.		1	3		
												163 A South Ala.		1	3		
												175 A Troy		0	3		
												247 N Louisiana Tech		3	1		
												292 A UAB		3	2		
												295 N Jacksonville St.		0	3		
												302 N Texas Southern		3	2		
												302 N Texas Southern		3	0		
												302 N Texas Southern		3	0		
												310 A Jackson St.		2	3		
												310 H Jackson St.		3	1		
												310 N Jackson St.		1	3		
												310 N Jackson St.		1	3		
												316 A Alabama A&M		0	3		
												316 H Alabama A&M		3	2		
												319 N Norfolk St.		2	3		
												320 A N.C. A&T		3	1		
								LAST 10 GAMES				321 N Prairie View		3	0		
								310 N Jackson St.				1	3	321 N Prairie View		3	1
								310 N Jackson St.				1	3	325 N Southern U.		3	1
				302 N Texas Southern				3	0	326 N Ark.-Pine Bluff		3	0				
				302 N Texas Southern				3	0	328 A N.C. Central		3	1				
				321 N Prairie View				3	1	329 A South Carolina St.		3	0				
				333 A Alcorn				3	0								
				334 A Mississippi Val.				3	0								
				292 A UAB				3	2								
				316 H Alabama A&M				3	2								
				310 A Jackson St.				2	3								

Non-Div. I Games:

Alabama St.

RPI	S	Opponent	Score	
331	A	Savannah St.	3	0
331	N	Savannah St.	3	0
332	N	Grambling	3	0
333	A	Alcorn	3	0
333	H	Alcorn	3	0
334	A	Mississippi Val.	3	0
334	H	Mississippi Val.	3	0

Alabama St.

A
l
a
b
a
m
a
s
t
.

A
l
a
b
a
m
a
s
t
.

Average RPI Win:	286	WON-LOST	WINNING	LAST 10	STRENGTH OF	OPP. STRENGTH	TEAM	ADJ	CONF.	ADJ CONF.	
Average RPI Loss:	223	RECORD	PCT. RANK	GAMES	SCHEDULE	OF SCHEDULE	RPI	RPI	RPI	RPI	
DIV. I ONLY		11- 19	.36667 234	5- 5	296	299	298	.40567 294	30	30	
DIV. I NON-CONF.		2- 10	.16667 297	0- 0	308	241	320	.3455 320	30	30	
<hr/>											
TOTALS	RPI 1-25	RPI 26-50		W-L RECORDS		RPI 51-100		RPI 101-150		RPI 150+	
11- 19	0- 0	0- 0		OVERALL		0- 0		0- 2		11- 17	
7- 4	0- 0	0- 0		HOME		0- 0		0- 0		7- 4	
3- 9	0- 0	0- 0		AWAY		0- 0		0- 1		3- 8	
1- 6	0- 0	0- 0		NEUTRAL		0- 0		0- 1		1- 5	
<hr/>											
2- 10	0- 0	0- 0		NON-CONFERENCE		0- 0		0- 2		2- 8	
1- 1	0- 0	0- 0		HOME		0- 0		0- 0		1- 1	
0- 3	0- 0	0- 0		AWAY		0- 0		0- 1		0- 2	
1- 6	0- 0	0- 0		NEUTRAL		0- 0		0- 1		1- 5	
<hr/>											
9- 9	0- 0	0- 0		CONFERENCE		0- 0		0- 0		9- 9	
6- 3	0- 0	0- 0		HOME		0- 0		0- 0		6- 3	
3- 6	0- 0	0- 0		AWAY		0- 0		0- 0		3- 6	
0- 0	0- 0	0- 0		NEUTRAL		0- 0		0- 0		0- 0	
<hr/>											
RPI S	Opponent	Score	RPI S	Opponent	Score	RPI S	Opponent	Score	RPI S	Opponent	Score
						103 A Rhode Island			0	3	
						146 N Indiana St.			1	3	
						152 N Lehigh			0	3	
						156 N Marshall			0	3	
						165 A Fairfield			0	3	
						165 H Fairfield			3	0	
						188 A Marist			2	3	
						188 H Marist			1	3	
						208 A Siena			2	3	
						208 H Siena			1	3	
						226 H Youngstown St.			1	3	
						232 H Buffalo			3	1	
						253 N Sacred Heart			0	3	
						257 A Manhattan			0	3	
						257 H Manhattan			3	0	
						264 N Navy			1	3	
						272 A Niagara			0	3	
						272 H Niagara			1	3	
						281 A Morehead St.			0	3	
						284 A Rider			1	3	
284 H Rider			3	1							
LAST 10 GAMES			296 A Akron			1	3				
324 H Saint Peter's			3	0	297 A Iona			3	2		
284 H Rider			3	1	297 H Iona			3	2		
188 A Marist			2	3	307 N Loyola Maryland			3	0		
208 A Siena			2	3	317 N Saint Francis (PA)			2	3		
330 A Quinnipiac			3	1	324 A Saint Peter's			3	0		

Non-Div. I Games:

Canisius

RPI	S	Opponent	Score	
324	H	Saint Peter's	3	0
330	A	Quinnipiac	3	1
330	H	Quinnipiac	3	1

Canisius

C
a
n
i
s
i
u
s

C
a
n
i
s
i
u
s

Average RPI Win:	299	WON-LOST RECORD	WINNING PCT. RANK	LAST 10 GAMES	STRENGTH OF SCHEDULE	OPP. STRENGTH OF SCHEDULE	TEAM RPI	ADJ RPI	CONF. RPI	ADJ CONF. RPI	
DIV. I ONLY	14- 20	.41176	217	3- 7	310	307	296	.40528	295	27	27
DIV. I NON-CONF.	9- 9	.5	162	0- 0	292	330	265	.42195	268	26	25
<hr/>											
TOTALS	RPI 1-25	RPI 26-50		W-L RECORDS		RPI 51-100		RPI 101-150		RPI 150+	
14- 20	0- 0	0- 0		OVERALL		0- 2		0- 2		14- 16	
4- 7	0- 0	0- 0		HOME		0- 1		0- 0		4- 6	
4- 9	0- 0	0- 0		AWAY		0- 0		0- 2		4- 7	
6- 4	0- 0	0- 0		NEUTRAL		0- 1		0- 0		6- 3	
9- 9	0- 0	0- 0		NON-CONFERENCE		0- 1		0- 2		9- 6	
1- 2	0- 0	0- 0		HOME		0- 0		0- 0		1- 2	
2- 3	0- 0	0- 0		AWAY		0- 0		0- 2		2- 1	
6- 4	0- 0	0- 0		NEUTRAL		0- 1		0- 0		6- 3	
5- 11	0- 0	0- 0		CONFERENCE		0- 1		0- 0		5- 10	
3- 5	0- 0	0- 0		HOME		0- 1		0- 0		3- 4	
2- 6	0- 0	0- 0		AWAY		0- 0		0- 0		2- 6	
0- 0	0- 0	0- 0		NEUTRAL		0- 0		0- 0		0- 0	
RPI	S	Opponent	Score	RPI	S	Opponent	Score	RPI	S	Opponent	Score
						89 N Ole Miss	1 3			101 A Kennesaw St.	0 3
						99 H Murray St.	1 3			137 A North Dakota	0 3
										168 N Green Bay	0 3
										171 A Belmont	0 3
										171 H Belmont	0 3
										186 N South Dakota	0 3
										204 A Eastern Ill.	0 3
										207 N Drake	0 3
										215 H Wofford	0 3
										238 A Tennessee St.	0 3
										238 H Tennessee St.	3 2
										239 A Eastern Ky.	0 3
										239 H Eastern Ky.	0 3
										249 H La.-Monroe	0 3
										263 A Southeast Mo. St.	3 2
										269 H UT Martin	3 0
										271 A Tennessee Tech	3 1
										271 H Tennessee Tech	1 3
										273 H Austin Peay	3 2
										281 A Morehead St.	0 3
										281 H Morehead St.	1 3
										289 A SIUE	2 3
										292 A UAB	1 3
										293 N Alabama St.	3 0
										310 A Jackson St.	3 2
										310 H Jackson St.	3 0
										316 A Alabama A&M	3 0
									</		

Non-Div. I Games:

Jacksonville St.

RPI	S	Opponent	Score	
316	N	Alabama A&M	3	1
327	N	UMass Lowell	3	0
331	N	Savannah St.	3	0
333	N	Alcorn	3	0
334	N	Mississippi Val.	3	0

Jacksonville St.

J
a
c
k
s
o
n
v
i
l
l
e
s
t
.

J
a
c
k
s
o
n
v
i
l
l
e
s
t
.

Average RPI Win: 270		WON-LOST	WINNING	LAST 10	STRENGTH OF		OPP. STRENGTH	TEAM	ADJ		CONF.	ADJ CONF.			
Average RPI Loss: 171		RECORD	PCT. RANK	GAMES	SCHEDULE		OF SCHEDULE	RPI	RPI		RPI	RPI			
DIV. I ONLY		8- 21	.27586	279	1- 9		282	226	299	.40259	296	20	20		
DIV. I NON-CONF.		6- 7	.46154	185	0- 0		291	280	259	.42361	266	14	14		
<hr/>															
TOTALS		RPI 1-25		RPI 26-50		W-L RECORDS		RPI 51-100		RPI 101-150		RPI 150+			
8- 21		0- 0		0- 2		OVERALL		0- 4		0- 4		8- 11			
3- 9		0- 0		0- 1		HOME		0- 3		0- 1		3- 4			
4- 8		0- 0		0- 1		AWAY		0- 1		0- 1		4- 5			
1- 4		0- 0		0- 0		NEUTRAL		0- 0		0- 2		1- 2			
6- 7		0- 0		0- 0		NON-CONFERENCE		0- 1		0- 2		6- 4			
3- 1		0- 0		0- 0		HOME		0- 1		0- 0		3- 0			
2- 2		0- 0		0- 0		AWAY		0- 0		0- 0		2- 2			
1- 4		0- 0		0- 0		NEUTRAL		0- 0		0- 2		1- 2			
2- 14		0- 0		0- 2		CONFERENCE		0- 3		0- 2		2- 7			
0- 8		0- 0		0- 1		HOME		0- 2		0- 1		0- 4			
2- 6		0- 0		0- 1		AWAY		0- 1		0- 1		2- 3			
0- 0		0- 0		0- 0		NEUTRAL		0- 0		0- 0		0- 0			
RPI S	Opponent	Score		RPI S	Opponent	Score		RPI S	Opponent	Score		RPI S	Opponent	Score	
				50 A Ohio		0	3	69 H Cleveland St.		1	3	117 A Miami (OH)		0	3
				50 H Ohio		0	3	92 H Northern Ill.		0	3	117 H Miami (OH)		0	3
								96 A Kent St.		0	3	128 N ETSU		1	3
								96 H Kent St.		0	3	136 N Samford		0	3
												158 H Western Mich.		1	3
												191 H Ball St.		2	3
												195 A Eastern Mich.		3	1
												207 N Drake		2	3
												229 A Wright St.		1	3
												229 A Wright St.		3	2
												232 A Buffalo		3	1
												232 H Buffalo		1	3
												256 A Bowling Green		2	3
												256 H Bowling Green		2	3
												258 A Central Mich.		1	3
												264 H Navy		3	0
												281 A Morehead St.		2	3
												287 A Toledo		0	3
												289 N SIUE		2	3
												294 H Canisius		3	1
												313 A Western Ill.		3	0
												317 H Saint Francis (PA)		3	0
												317 N Saint Francis (PA)		3	1
				LAST 10 GAMES											
				50 A Ohio		0	3	232 H Buffalo		1	3	317 H Saint Francis (PA)		3	0
				96 A Kent St.		0	3	195 A Eastern Mich.		3	1	317 N Saint Francis (PA)		3	1
				256 H Bowling Green		2	3	258 A Central Mich.		1	3				
				117 H Miami (OH)		0	3	158 H Western Mich.		1	3				
				287 A Toledo		0	3	92 H Northern Ill.		0	3				

Non-Div. I Games:

Akron

Average RPI Win:	287	WON-LOST	WINNING	LAST 10	STRENGTH OF	OPP. STRENGTH	TEAM	ADJ	CONF.	ADJ CONF.		
Average RPI Loss:	209	RECORD	PCT. RANK	GAMES	SCHEDULE	OF SCHEDULE	RPI	RPI	RPI	RPI		
DIV. I ONLY		10- 20	.33333	246	5- 5	281	301	294	.40181	297	30	30
DIV. I NON-CONF.		2- 9	.18182	294	0- 0	210	224	298	.39511	299	30	30
<hr/>												
TOTALS	RPI 1-25	RPI 26-50		W-L RECORDS		RPI 51-100		RPI 101-150		RPI 150+		
10- 20	0- 0	0- 2		OVERALL		0- 1		0- 2		10- 15		
5- 4	0- 0	0- 0		HOME		0- 0		0- 0		5- 4		
3- 11	0- 0	0- 0		AWAY		0- 0		0- 2		3- 9		
2- 5	0- 0	0- 2		NEUTRAL		0- 1		0- 0		2- 2		
<hr/>												
2- 9	0- 0	0- 2		NON-CONFERENCE		0- 1		0- 2		2- 4		
0- 0	0- 0	0- 0		HOME		0- 0		0- 0		0- 0		
1- 4	0- 0	0- 0		AWAY		0- 0		0- 2		1- 2		
1- 5	0- 0	0- 2		NEUTRAL		0- 1		0- 0		1- 2		
<hr/>												
8- 11	0- 0	0- 0		CONFERENCE		0- 0		0- 0		8- 11		
5- 4	0- 0	0- 0		HOME		0- 0		0- 0		5- 4		
2- 7	0- 0	0- 0		AWAY		0- 0		0- 0		2- 7		
1- 0	0- 0	0- 0		NEUTRAL		0- 0		0- 0		1- 0		
<hr/>												
RPI	S	Opponent	Score	RPI	S	Opponent	Score	RPI	S	Opponent	Score	
				31	N	Colorado St.	0 3					
				37	N	Santa Clara	0 3					
								122	A	Army West Point	0 3	
								124	A	St. John's (NY)	0 3	
								165	A	Fairfield	1 3	
								165	H	Fairfield	3 2	
								188	A	Marist	1 3	
								188	H	Marist	1 3	
								208	A	Siena	0 3	
								208	H	Siena	3 1	
								221	A	Bryant	1 3	
								250	N	William & Mary	0 3	
								257	A	Manhattan	0 3	
								257	H	Manhattan	0 3	
								272	A	Niagara	2 3	
								272	H	Niagara	3 0	
								284	A	Rider	0 3	
								284	H	Rider	3 1	
								288	N	Cornell	0 3	
								294	A	Canisius	2 3	
								294	H	Canisius	2 3	
								312	N	Holy Cross	3 2	
								314	A	St. Francis Brooklyn	2 3	
				LAST 10 GAMES				318	A	Hartford	3 1	
				165	A	Fairfield	1 3	188	H	Marist	1 3	
				330	A	Quinnipiac	3 1	272	A	Niagara	2 3	
				324	A	Saint Peter's	3 2	294	A	Canisius	2 3	
				257	A	Manhattan	0 3	165	H	Fairfield	3 2	
				208	H	Siena	3 1	330	H	Quinnipiac	3 0	
								330	N	Quinnipiac	3 0	

Non-Div. I Games:

Iona

Average RPI Win: 289		WON-LOST RECORD		WINNING PCT. RANK		LAST 10 GAMES		STRENGTH OF SCHEDULE		OPP. STRENGTH OF SCHEDULE		TEAM RPI		ADJ RPI		CONF. RPI		ADJ CONF. RPI	
DIV. I ONLY		6- 25		.19355 308		0- 10		186		264		297		.40178 298		13		13	
DIV. I NON-CONF.		5- 12		.29412 264		0- 1		249		318		296		.39258 301		17		17	
TOTALS		RPI 1-25		RPI 26-50		W-L RECORDS		RPI 51-100		RPI 101-150		RPI 150+							
6- 25		0- 0		0- 0		OVERALL		0- 5		0- 7		6- 13							
2- 8		0- 0		0- 0		HOME		0- 2		0- 3		2- 3							
1- 12		0- 0		0- 0		AWAY		0- 2		0- 3		1- 6							
3- 5		0- 0		0- 0		NEUTRAL		0- 1		0- 1		3- 3							
5- 12		0- 0		0- 0		NON-CONFERENCE		0- 1		0- 1		5- 10							
1- 2		0- 0		0- 0		HOME		0- 0		0- 0		1- 2							
1- 5		0- 0		0- 0		AWAY		0- 0		0- 0		1- 5							
3- 5		0- 0		0- 0		NEUTRAL		0- 1		0- 1		3- 3							
1- 13		0- 0		0- 0		CONFERENCE		0- 4		0- 6		1- 3							
1- 6		0- 0		0- 0		HOME		0- 2		0- 3		1- 1							
0- 7		0- 0		0- 0		AWAY		0- 2		0- 3		0- 2							
0- 0		0- 0		0- 0		NEUTRAL		0- 0		0- 0		0- 0							
RPI S	Opponent	Score		RPI S	Opponent	Score		RPI S	Opponent	Score		RPI S	Opponent	Score					
								51 A Lipscomb	0	3		101 A Kennesaw St.	0	3					
								51 H Lipscomb	0	3		101 H Kennesaw St.	0	3					
								77 N American	0	3		123 N Valparaiso	0	3					
								94 A FGCU	0	3		131 A Jacksonville	2	3					
								94 H FGCU	0	3		131 H Jacksonville	0	3					
												138 A North Florida	0	3					
												138 H North Florida	0	3					
												165 N Fairfield	0	3					
												188 A Marist	0	3					
												197 H Penn	0	3					
												213 A Stetson	0	3					
												213 H Stetson	3	1					
												214 A USC Upstate	0	3					
												214 H USC Upstate	0	3					
												234 N Bucknell	0	3					
												257 H Manhattan	0	3					
												264 A Columbia	0	3					
												270 N Northeastern	1	3					
												284 N Rider	3	1					
												284 N Rider	3	2					
												300 A Lafayette	0	3					
												301 A Central Conn. St.	0	3					
												314 A St. Francis Brooklyn	3	1					
												314 N St. Francis Brooklyn	3	2					
												324 A Saint Peter's	2	3					
												324 H Saint Peter's	3	0					
LAST 10 GAMES																			
								213 A Stetson	0	3		214 A USC Upstate	0	3					
								94 A FGCU	0	3		101 A Kennesaw St.	0	3					
								131 H Jacksonville	0	3		51 A Lipscomb	0	3					
								138 H North Florida	0	3		214 H USC Upstate	0	3					
								257 H Manhattan	0	3		101 H Kennesaw St.	0	3					

Non-Div. I Games:

NJIT

Average RPI Win:		302	WON-LOST RECORD		WINNING PCT. RANK		LAST 10 GAMES		STRENGTH OF SCHEDULE		OPP. STRENGTH OF SCHEDULE		TEAM RPI		ADJ RPI		CONF. RPI		ADJ CONF. RPI	
DIV. I ONLY			6- 25		.19355 308		0- 10		227		272		302		.40062 299		17		17	
DIV. I NON-CONF.			6- 11		.35294 246		0- 1		213		317		258		.42921 257		18		18	
TOTALS		RPI 1-25		RPI 26-50		W-L RECORDS		RPI 51-100		RPI 101-150		RPI 150+								
6- 25		0- 1		0- 1		OVERALL		0- 2		0- 3		6- 18								
3- 7		0- 1		0- 0		HOME		0- 1		0- 1		3- 4								
1- 11		0- 0		0- 0		AWAY		0- 0		0- 2		1- 9								
2- 7		0- 0		0- 1		NEUTRAL		0- 1		0- 0		2- 5								
6- 11		0- 0		0- 1		NON-CONFERENCE		0- 1		0- 0		6- 9								
3- 0		0- 0		0- 0		HOME		0- 0		0- 0		3- 0								
1- 4		0- 0		0- 0		AWAY		0- 0		0- 0		1- 4								
2- 7		0- 0		0- 1		NEUTRAL		0- 1		0- 0		2- 5								
0- 14		0- 1		0- 0		CONFERENCE		0- 1		0- 3		0- 9								
0- 7		0- 1		0- 0		HOME		0- 1		0- 1		0- 4								
0- 7		0- 0		0- 0		AWAY		0- 0		0- 2		0- 5								
0- 0		0- 0		0- 0		NEUTRAL		0- 0		0- 0		0- 0								
RPI	S	Opponent		Score		RPI	S	Opponent		Score		RPI	S	Opponent		Score				
25	H	Dayton		0 3		43	N	Villanova		0 3		70	H	Saint Louis		1 3				
												71	N	Temple		0 3				
												103	A	Rhode Island		0 3				
												106	A	George Washington		0 3				
												106	H	George Washington		0 3				
												177	A	Duquesne		0 3				
												177	H	Duquesne		0 3				
												182	A	VCU		2 3				
												182	H	VCU		0 3				
												188	A	Marist		0 3				
												193	N	Eastern Wash.		0 3				
												197	N	Penn		0 3				
												221	N	Bryant		1 3				
												227	A	George Mason		2 3				
												227	H	George Mason		1 3				
												234	N	Bucknell		0 3				
												242	A	UMES		0 3				
												243	A	UMBC		3 2				
												244	A	Davidson		0 3				
												244	H	Davidson		2 3				
												248	A	New Orleans		2 3				
												250	A	William & Mary		0 3				
												254	N	Providence		0 3				
												283	A	Fordham		2 3				
												300	H	Lafayette		3 0				
												311	N	Gardner-Webb		3 0				
												315	H	Fairleigh Dickinson		3 1				
												319	N	Norfolk St.		3 2				
												322	H	Delaware St.		3 0				
LAST 10 GAMES																				
						106	A	George Washington		0 3		244	A	Davidson		0 3				
						227	A	George Mason		2 3		182	A	VCU		2 3				
						182	H	VCU		0 3		242	A	UMES		0 3				
						244	H	Davidson		2 3		227	H	George Mason		1 3				
						177	H	Duquesne		0 3		106	H	George Washington		0 3				

Non-Div. I Games:

La Salle

Average RPI Win:	281	WON-LOST RECORD	WINNING PCT. RANK	LAST 10 GAMES	STRENGTH OF SCHEDULE	OPP. STRENGTH OF SCHEDULE	TEAM RPI	ADJ RPI	CONF. RPI	ADJ CONF. RPI		
DIV. I ONLY		11- 16	.40741	218	1- 9	313	287	295	.39832	300	25	25
DIV. I NON-CONF.		8- 3	.72727	72	0- 0	329	324	243	.43619	246	25	26
<hr/>												
TOTALS	RPI 1-25	RPI 26-50		W-L RECORDS		RPI 51-100		RPI 101-150		RPI 150+		
11- 16	0- 0	0- 0		OVERALL		0- 2		0- 2		11- 12		
8- 7	0- 0	0- 0		HOME		0- 1		0- 1		8- 5		
2- 8	0- 0	0- 0		AWAY		0- 1		0- 1		2- 6		
1- 1	0- 0	0- 0		NEUTRAL		0- 0		0- 0		1- 1		
<hr/>												
8- 3	0- 0	0- 0		NON-CONFERENCE		0- 0		0- 0		8- 3		
7- 0	0- 0	0- 0		HOME		0- 0		0- 0		7- 0		
0- 2	0- 0	0- 0		AWAY		0- 0		0- 0		0- 2		
1- 1	0- 0	0- 0		NEUTRAL		0- 0		0- 0		1- 1		
<hr/>												
3- 13	0- 0	0- 0		CONFERENCE		0- 2		0- 2		3- 9		
1- 7	0- 0	0- 0		HOME		0- 1		0- 1		1- 5		
2- 6	0- 0	0- 0		AWAY		0- 1		0- 1		2- 4		
0- 0	0- 0	0- 0		NEUTRAL		0- 0		0- 0		0- 0		
<hr/>												
RPI	S	Opponent	Score	RPI	S	Opponent	Score	RPI	S	Opponent	Score	
						77 A American	0 3			122 A Army West Point	0 3	
						77 H American	0 3			122 H Army West Point	0 3	
										152 A Lehigh	3 0	
										152 H Lehigh	0 3	
										188 H Marist	3 2	
										199 A Colgate	0 3	
										199 H Colgate	0 3	
										234 A Bucknell	0 3	
										234 H Bucknell	2 3	
										254 A Providence	0 3	
										264 A Navy	0 3	
										264 H Navy	0 3	
										281 H Morehead St.	3 2	
										284 H Rider	3 2	
										298 H NJIT	3 0	
										299 A La Salle	0 3	
										307 A Loyola Maryland	3 1	
										307 H Loyola Maryland	3 0	
										312 A Holy Cross	0 3	
										312 H Holy Cross	2 3	
										314 H St. Francis Brooklyn	3 1	
										315 H Fairleigh Dickinson	3 0	
										315 N Fairleigh Dickinson	2 3	
										324 H Saint Peter's	3 2	
										324 N Saint Peter's	3 1	
<hr/>												
				LAST 10 GAMES								
				199 A Colgate	0 3	77 A American	0 3	315 N Fairleigh Dickinson	2 3			
				264 H Navy	0 3	307 A Loyola Maryland	3 1	324 H Saint Peter's	3 2			
				122 H Army West Point	0 3	152 H Lehigh	0 3	324 N Saint Peter's	3 1			
				312 H Holy Cross	2 3	264 A Navy	0 3					
				234 A Bucknell	0 3	199 H Colgate	0 3					

Non-Div. I Games:

Lafayette

Average RPI Win:	287	WON-LOST RECORD	WINNING PCT. RANK	LAST 10 GAMES	STRENGTH OF SCHEDULE	OPP. STRENGTH OF SCHEDULE	TEAM RPI	ADJ RPI	CONF. RPI	ADJ CONF. RPI	
DIV. I ONLY	11- 16	.40741	218	1- 9	318	295	301	.39604	301	29	29
DIV. I NON-CONF.	8- 5	.61538	125	0- 0	320	257	233	.45091	232	29	29

TOTALS	RPI 1-25	RPI 26-50		W-L RECORDS		RPI 51-100		RPI 101-150		RPI 150+	
11- 16	0- 0	0- 0		OVERALL		0- 0		0- 2		11- 14	
7- 6	0- 0	0- 0		HOME		0- 0		0- 0		7- 6	
1- 8	0- 0	0- 0		AWAY		0- 0		0- 1		1- 7	
3- 2	0- 0	0- 0		NEUTRAL		0- 0		0- 1		3- 1	
8- 5	0- 0	0- 0		NON-CONFERENCE		0- 0		0- 2		8- 3	
5- 1	0- 0	0- 0		HOME		0- 0		0- 0		5- 1	
0- 2	0- 0	0- 0		AWAY		0- 0		0- 1		0- 1	
3- 2	0- 0	0- 0		NEUTRAL		0- 0		0- 1		3- 1	
3- 11	0- 0	0- 0		CONFERENCE		0- 0		0- 0		3- 11	
2- 5	0- 0	0- 0		HOME		0- 0		0- 0		2- 5	
1- 6	0- 0	0- 0		AWAY		0- 0		0- 0		1- 6	
0- 0	0- 0	0- 0		NEUTRAL		0- 0		0- 0		0- 0	
RPI	S	Opponent	Score	RPI	S	Opponent	Score	RPI	S	Opponent	Score
								114	N	San Francisco	0 3
								124	A	St. John's (NY)	0 3
								165	H	Fairfield	3 0
								185	A	LIU Brooklyn	0 3
								185	H	LIU Brooklyn	0 3
								205	A	Robert Morris	1 3
								205	H	Robert Morris	1 3
								221	A	Bryant	0 3
								221	H	Bryant	1 3
								227	N	George Mason	1 3
								228	A	Ill.-Chicago	0 3
								234	H	Bucknell	3 1
								252	H	Brown	1 3
								253	A	Sacred Heart	1 3
								253	H	Sacred Heart	1 3
								288	N	Cornell	3 1
								291	N	Morgan St.	3 0
								298	H	NJIT	3 0
								308	N	Chicago St.	3 0
								312	H	Holy Cross	3 1
								314	A	St. Francis Brooklyn	0 3
								314	H	St. Francis Brooklyn	3 0
								315	A	Fairleigh Dickinson	3 2
								315	H	Fairleigh Dickinson	3 0
								317	A	Saint Francis (PA)	1 3
								317	H	Saint Francis (PA)	2 3
								318	H	Hartford	3 0
						</					

Non-Div. I Games:

Central Conn. St.

Average RPI Win: 327		WON-LOST RECORD		WINNING PCT. RANK		LAST 10 GAMES		STRENGTH OF SCHEDULE		OPP. STRENGTH OF SCHEDULE		TEAM RPI		ADJ RPI		CONF. RPI		ADJ CONF. RPI	
DIV. I ONLY		13- 19		.40625 220		6- 3		305		327		300		.39355 302		32		32	
DIV. I NON-CONF.		0- 13		0 319		0- 1		69		181		290		.40461 291		32		32	
TOTALS		RPI 1-25		RPI 26-50		W-L RECORDS		RPI 51-100		RPI 101-150		RPI 150+							
13- 19		0- 1		0- 1		OVERALL		0- 3		0- 0		13- 14							
4- 0		0- 0		0- 0		HOME		0- 0		0- 0		4- 0							
4- 8		0- 0		0- 1		AWAY		0- 2		0- 0		4- 5							
5- 11		0- 1		0- 0		NEUTRAL		0- 1		0- 0		5- 9							
0- 13		0- 1		0- 1		NON-CONFERENCE		0- 3		0- 0		0- 8							
0- 0		0- 0		0- 0		HOME		0- 0		0- 0		0- 0							
0- 6		0- 0		0- 1		AWAY		0- 2		0- 0		0- 3							
0- 7		0- 1		0- 0		NEUTRAL		0- 1		0- 0		0- 5							
13- 6		0- 0		0- 0		CONFERENCE		0- 0		0- 0		13- 6							
4- 0		0- 0		0- 0		HOME		0- 0		0- 0		4- 0							
4- 2		0- 0		0- 0		AWAY		0- 0		0- 0		4- 2							
5- 4		0- 0		0- 0		NEUTRAL		0- 0		0- 0		5- 4							
RPI S	Opponent	Score		RPI S	Opponent	Score		RPI S	Opponent	Score		RPI S	Opponent	Score					
24 N	Illinois	0	3	33 A	Arizona St.	0	3	67 N	UTSA	0	3	155 N	UNLV	0	3				
								68 A	A&M-Corpus Christi	0	3	183 A	Houston Baptist	0	3				
								68 A	A&M-Corpus Christi	0	3	188 N	Marist	1	3				
												192 A	McNeese St.	0	3				
												218 A	Lamar	1	3				
												218 N	Lamar	0	3				
												251 N	UTRGV	0	3				
												292 N	UAB	2	3				
												293 N	Alabama St.	0	3				
												293 N	Alabama St.	0	3				
												293 N	Alabama St.	2	3				
												310 A	Jackson St.	0	3				
												316 N	Alabama A&M	0	3				
												316 N	Alabama A&M	3	2				
												321 A	Prairie View	3	1				
												321 H	Prairie View	3	0				
												321 N	Prairie View	3	0				
												325 A	Southern U.	1	3				
												325 A	Southern U.	3	1				
												325 H	Southern U.	3	1				
												326 A	Ark.-Pine Bluff	3	2				
												326 H	Ark.-Pine Bluff	3	0				
												332 A	Grambling	3	0				
												332 H	Grambling	3	0				
												333 N	Alcorn	3	0				
												333 N	Alcorn	3	0				
												334 N	Mississippi Val.	3	1				
LAST 10 GAMES																			
325 A Southern U.				3	1	332 A Grambling				3	0	332 A Grambling				3	0		
293 N Alabama St.				0	3	321 H Prairie View				3	0	332 H Grambling				3	0		
316 N Alabama A&M				3	2	325 H Southern U.				3	1	333 N Alcorn				3	0		
293 N Alabama St.				0	3	183 A Houston Baptist				0	3	333 N Alcorn				3	0		
333 N Alcorn				3	0	326 H Ark.-Pine Bluff				3	0	334 N Mississippi Val.				3	1		

Average RPI Win:	271	WON-LOST	WINNING	LAST 10	STRENGTH OF	OPP. STRENGTH	TEAM	ADJ	CONF.	ADJ CONF.	
Average RPI Loss:	154	RECORD	PCT. RANK	GAMES	SCHEDULE	OF SCHEDULE	RPI	RPI	RPI	RPI	
DIV. I ONLY	3- 21	.125	325	0- 10	233	180	305	.39118	303	18	18
DIV. I NON-CONF.	2- 6	.25	271	0- 0	221	180	279	.41622	279	16	15
<hr/>											
TOTALS	RPI 1-25	RPI 26-50		W-L RECORDS	RPI 51-100		RPI 101-150		RPI 150+		
3- 21	0- 0	0- 1		OVERALL	0- 4		0- 5		3- 11		
1- 7	0- 0	0- 1		HOME	0- 1		0- 2		1- 3		
0- 12	0- 0	0- 0		AWAY	0- 2		0- 2		0- 8		
2- 2	0- 0	0- 0		NEUTRAL	0- 1		0- 1		2- 0		
<hr/>											
2- 6	0- 0	0- 0		NON-CONFERENCE	0- 2		0- 1		2- 3		
0- 0	0- 0	0- 0		HOME	0- 0		0- 0		0- 0		
0- 4	0- 0	0- 0		AWAY	0- 1		0- 0		0- 3		
2- 2	0- 0	0- 0		NEUTRAL	0- 1		0- 1		2- 0		
<hr/>											
1- 15	0- 0	0- 1		CONFERENCE	0- 2		0- 4		1- 8		
1- 7	0- 0	0- 1		HOME	0- 1		0- 2		1- 3		
0- 8	0- 0	0- 0		AWAY	0- 1		0- 2		0- 5		
0- 0	0- 0	0- 0		NEUTRAL	0- 0		0- 0		0- 0		
<hr/>											
RPI S	Opponent	Score	RPI S	Opponent	Score	RPI S	Opponent	Score	RPI S	Opponent	Score
			35 H	Northern Ariz.	0 3	55 H	Idaho St.	0 3	117 N	Miami (OH)	2 3
						66 A	Colorado	1 3	137 A	North Dakota	1 3
						67 N	UTSA	0 3	137 H	North Dakota	1 3
						80 A	Sacramento St.	0 3	150 A	Northern Colo.	0 3
									150 H	Northern Colo.	2 3
									174 A	Idaho	0 3
									174 H	Idaho	0 3
									176 A	Nevada	0 3
									189 H	Southern Utah	0 3
									193 A	Eastern Wash.	2 3
									193 H	Eastern Wash.	1 3
									196 A	Sam Houston St.	1 3
									202 A	Air Force	2 3
									216 A	Portland St.	1 3
									233 N	Tulane	3 1
									259 A	Montana	0 3
									259 H	Montana	3 1
									274 A	Weber St.	0 3
									321 N	Prairie View	3 0
<hr/>											
			LAST 10 GAMES								
			259 A	Montana	0 3	174 A	Idaho	0 3			
			274 A	Weber St.	0 3	216 A	Portland St.	1 3			
			150 H	Northern Colo.	2 3	80 A	Sacramento St.	0 3			
			137 H	North Dakota	1 3	174 H	Idaho	0 3			
			193 A	Eastern Wash.	2 3	193 H	Eastern Wash.	1 3			

Non-Div. I Games:

Montana St.

Average RPI Win:	0	WON-LOST	WINNING	LAST 10	STRENGTH OF	OPP. STRENGTH	TEAM	ADJ	CONF.	ADJ CONF.	
Average RPI Loss:	134	RECORD	PCT. RANK	GAMES	SCHEDULE	OF SCHEDULE	RPI	RPI	RPI	RPI	
DIV. I ONLY	0-28	0	333	0-10	113	121	306	.39037	304	15	14
DIV. I NON-CONF.	0-12	0	319	0-0	88	100	292	.40581	289	9	9
<hr/>											
TOTALS	RPI 1-25	RPI 26-50		W-L RECORDS	RPI 51-100		RPI 101-150		RPI 150+		
0-28	0-0	0-4		OVERALL	0-7		0-7		0-10		
0-11	0-0	0-1		HOME	0-4		0-2		0-4		
0-11	0-0	0-1		AWAY	0-2		0-4		0-4		
0-6	0-0	0-2		NEUTRAL	0-1		0-1		0-2		
<hr/>											
0-12	0-0	0-2		NON-CONFERENCE	0-3		0-3		0-4		
0-3	0-0	0-0		HOME	0-2		0-0		0-1		
0-3	0-0	0-0		AWAY	0-0		0-2		0-1		
0-6	0-0	0-2		NEUTRAL	0-1		0-1		0-2		
<hr/>											
0-16	0-0	0-2		CONFERENCE	0-4		0-4		0-6		
0-8	0-0	0-1		HOME	0-2		0-2		0-3		
0-8	0-0	0-1		AWAY	0-2		0-2		0-3		
0-0	0-0	0-0		NEUTRAL	0-0		0-0		0-0		
<hr/>											
RPI	S	Opponent	Score	RPI	S	Opponent	Score	RPI	S	Opponent	Score
				26	A	Hawaii	0 3	63	A	Long Beach St.	0 3
				26	H	Hawaii	0 3	63	H	Long Beach St.	0 3
				27	N	SMU	0 3	80	N	Sacramento St.	0 3
				37	N	Santa Clara	0 3	85	H	Duke	0 3
								87	H	Alabama	2 3
								100	A	Cal Poly	0 3
								100	H	Cal Poly	0 3

Non-Div. I Games:

Cal St. Fullerton

Average RPI Win:	305	WON-LOST RECORD	WINNING PCT. RANK	LAST 10 GAMES	STRENGTH OF SCHEDULE	OPP. STRENGTH OF SCHEDULE	TEAM RPI	ADJ RPI	CONF. RPI	ADJ CONF. RPI		
DIV. I ONLY		7- 28	.2	304	0- 10	264	283	304	.38849	305	19	19
DIV. I NON-CONF.		7- 11	.38889	226	0- 1	293	327	297	.39611	298	22	22
<hr/>												
TOTALS	RPI 1-25	RPI 26-50		W-L RECORDS		RPI 51-100		RPI 101-150		RPI 150+		
7- 28	0- 0	0- 0		OVERALL		0- 5		0- 8		7- 15		
2- 10	0- 0	0- 0		HOME		0- 2		0- 3		2- 5		
2- 13	0- 0	0- 0		AWAY		0- 2		0- 5		2- 6		
3- 5	0- 0	0- 0		NEUTRAL		0- 1		0- 0		3- 4		
7- 11	0- 0	0- 0		NON-CONFERENCE		0- 1		0- 2		7- 8		
2- 3	0- 0	0- 0		HOME		0- 0		0- 1		2- 2		
2- 3	0- 0	0- 0		AWAY		0- 0		0- 1		2- 2		
3- 5	0- 0	0- 0		NEUTRAL		0- 1		0- 0		3- 4		
0- 17	0- 0	0- 0		CONFERENCE		0- 4		0- 6		0- 7		
0- 7	0- 0	0- 0		HOME		0- 2		0- 2		0- 3		
0- 10	0- 0	0- 0		AWAY		0- 2		0- 4		0- 4		
0- 0	0- 0	0- 0		NEUTRAL		0- 0		0- 0		0- 0		
RPI	S	Opponent	Score	RPI	S	Opponent	Score	RPI	S	Opponent	Score	
						78 A Chattanooga	1 <div>3</div>	110 A		Georgia Tech	0 <div>3</div>	
						78 H Chattanooga	0 <div>3</div>	120 A		UNCG	0 <div>3</div>	
						81 N Coastal Caro.	1 <div>3</div>	120 H		UNCG	0 <div>3</div>	
						90 A Furman	0 <div>3</div>	128 A		ETSU	0 <div>3</div>	
						90 H Furman	1 <div>3</div>	128 H		ETSU	1 <div>3</div>	
								136 A		Samford	0 <div>3</div>	
								136 A		Samford	0 <div>3</div>	
								138 H		North Florida	0 <div>3</div>	
								208 N		Siena	3 1	
								214 N		USC Upstate	1 <div>3</div>	
								215 A		Wofford	0 <div>3</div>	
								215 H		Wofford	0 <div>3</div>	
								220 A		Western Caro.	1 <div>3</div>	
								220 A		Western Caro.	1 <div>3</div>	
								220 H		Western Caro.	2 <div>3</div>	
								229 H		Wright St.	1 <div>3</div>	
								241 A		UNC Asheville	1 <div>3</div>	
								241 H		UNC Asheville	2 <div>3</div>	
								245 A		Mercer	0 <div>3</div>	
								245 H		Mercer	2 <div>3</div>	
								248 N		New Orleans	1 <div>3</div>	
								263 N		Southeast Mo. St.	2 <div>3</div>	
								269 N		UT Martin	1 <div>3</div>	
								306 A		Charleston So.	0 <div>3</div>	
								306 H		Charleston So.	3 2	
								311 A		Gardner-Webb	3 2	
								316 N		Alabama A&M	3 1	
				LAST 10 GAMES								
						220 A Western Caro.	1 <div>3</div>	78 A Chattanooga	1 <div>3</div>	269 N UT Martin	1 <div>3</div>	
						215 A Wofford	0 <div>3</div>	306 A Charleston So.	0 <div>3</div>	306 A Charleston So.	0 <div>3</div>	
						245 H Mercer	2 <div>3</div>	120 H UNCG	0 <div>3</div>	306 H Charleston So.	3 2	
						136 A Samford	0 <div>3</div>	220 H Western Caro.	2 <div>3</div>	311 A Gardner-Webb	3 2	
						136 A Samford	0 <div>3</div>	90 A Furman	0 <div>3</div>	316 N Alabama A&M	3 1	

Non-Div. I Games:

Citadel

RPI	S	Opponent	Score	
329	N	South Carolina St.	3	1
331	A	Savannah St.	3	0
331	H	Savannah St.	3	1

Citadel

C
i
t
a
d
e
l

C
i
t
a
d
e
l

Average RPI Win:	296	WON-LOST	WINNING	LAST 10	STRENGTH OF	OPP. STRENGTH	TEAM	ADJ	CONF.	ADJ CONF.	
Average RPI Loss:	184	RECORD	PCT. RANK	GAMES	SCHEDULE	OF SCHEDULE	RPI	RPI	RPI	RPI	
DIV. I ONLY	10- 23	.30303	270	4- 6	303	277	303	.38717	306	26	26
DIV. I NON-CONF.	6- 12	.33333	249	1- 0	328	263	317	.35833	318	27	27
<hr/>											
TOTALS	RPI 1-25	RPI 26-50		W-L RECORDS		RPI 51-100		RPI 101-150		RPI 150+	
10- 23	0- 0	0- 0		OVERALL		0- 6		0- 0		10- 17	
6- 4	0- 0	0- 0		HOME		0- 1		0- 0		6- 3	
3- 11	0- 0	0- 0		AWAY		0- 2		0- 0		3- 9	
1- 8	0- 0	0- 0		NEUTRAL		0- 3		0- 0		1- 5	
<hr/>											
6- 12	0- 0	0- 0		NON-CONFERENCE		0- 3		0- 0		6- 9	
3- 0	0- 0	0- 0		HOME		0- 0		0- 0		3- 0	
2- 5	0- 0	0- 0		AWAY		0- 1		0- 0		2- 4	
1- 7	0- 0	0- 0		NEUTRAL		0- 2		0- 0		1- 5	
<hr/>											
4- 11	0- 0	0- 0		CONFERENCE		0- 3		0- 0		4- 8	
3- 4	0- 0	0- 0		HOME		0- 1		0- 0		3- 3	
1- 6	0- 0	0- 0		AWAY		0- 1		0- 0		1- 5	
0- 1	0- 0	0- 0		NEUTRAL		0- 1		0- 0		0- 0	
<hr/>											
RPI S	Opponent	Score	RPI S	Opponent	Score	RPI S	Opponent	Score	RPI S	Opponent	Score
						57 N	UNCW	0 3	164 A	South Carolina	1 3
						79 N	Appalachian St.	0 3	167 A	Liberty	1 3
						81 A	Coastal Caro.	0 3	169 N	Wake Forest	0 3
						81 H	Coastal Caro.	0 3	181 A	High Point	1 3
						81 N	Coastal Caro.	0 3	181 H	High Point	0 3
						84 A	Col. of Charleston	1 3	189 N	Southern Utah	0 3
									194 A	Campbell	0 3
									194 H	Campbell	1 3
									211 A	Clemson	1 3
									215 N	Wofford	2 3
									219 A	Radford	3 2
									236 A	Winthrop	0 3
									236 H	Winthrop	3 1
									241 H	UNC Asheville	2 3
									262 A	Elon	3 1
									266 N	East Carolina	2 3
									272 N	Niagara	2 3
									279 A	Grand Canyon	2 3
									305 A	Citadel	2 3
									305 H	Citadel	3 0
									309 A	Presbyterian	1 3
									309 H	Presbyterian	3 0
									311 H	Gardner-Webb	3 1
									328 N	N.C. Central	3 0
									329 H	South Carolina St.	3 1
									331 A	Savannah St.	3 0
									331 H	Savannah St.	3 0
			LAST 10 GAMES								
			81 N	Coastal Caro.	0 3	236 H	Winthrop	3 1			
			194 A	Campbell	0 3	309 H	Presbyterian	3 0			
			181 A	High Point	1 3	311 H	Gardner-Webb	3 1			
			81 H	Coastal Caro.	0 3	241 H	UNC Asheville	2 3			
			305 H	Citadel	3 0	181 H	High Point	0 3			

Non-Div. I Games:

Charleston So.

Average RPI Win: 296		WON-LOST RECORD		WINNING PCT. RANK		LAST 10 GAMES		STRENGTH OF SCHEDULE		OPP. STRENGTH OF SCHEDULE		TEAM RPI		ADJ RPI		CONF. RPI		ADJ CONF. RPI	
DIV. I ONLY		6- 25		.19355 308		0- 10		251		305		308		.37978 307		25		25	
DIV. I NON-CONF.		5- 10		.33333 249		0- 0		229		331		281		.40995 282		25		26	
TOTALS		RPI 1-25		RPI 26-50		W-L RECORDS		RPI 51-100		RPI 101-150		RPI 150+							
6- 25		0- 0		0- 0		OVERALL		0- 2		0- 3		6- 20							
3- 7		0- 0		0- 0		HOME		0- 1		0- 1		3- 5							
0- 13		0- 0		0- 0		AWAY		0- 1		0- 2		0- 10							
3- 5		0- 0		0- 0		NEUTRAL		0- 0		0- 0		3- 5							
5- 10		0- 0		0- 0		NON-CONFERENCE		0- 0		0- 1		5- 9							
2- 0		0- 0		0- 0		HOME		0- 0		0- 0		2- 0							
0- 5		0- 0		0- 0		AWAY		0- 0		0- 1		0- 4							
3- 5		0- 0		0- 0		NEUTRAL		0- 0		0- 0		3- 5							
1- 15		0- 0		0- 0		CONFERENCE		0- 2		0- 2		1- 11							
1- 7		0- 0		0- 0		HOME		0- 1		0- 1		1- 5							
0- 8		0- 0		0- 0		AWAY		0- 1		0- 1		0- 6							
0- 0		0- 0		0- 0		NEUTRAL		0- 0		0- 0		0- 0							
RPI S	Opponent	Score		RPI S	Opponent	Score		RPI S	Opponent	Score		RPI S	Opponent	Score					
								77 A American	0	3		106 A George Washington	1	3					
								77 H American	0	3		122 A Army West Point	0	3					
												122 H Army West Point	0	3					
												152 A Lehigh	0	3					
												152 H Lehigh	0	3					
												179 A Delaware	0	3					
												181 A High Point	1	3					
												199 A Colgate	1	3					
												199 H Colgate	0	3					
												205 A Robert Morris	1	3					
												230 H Howard	3	0					
												234 A Bucknell	0	3					
												234 H Bucknell	0	3					
												242 A UMES	2	3					
												243 N UMBC	1	3					
												253 N Sacred Heart	2	3					
												257 N Manhattan	3	1					
												264 A Navy	0	3					
												264 H Navy	0	3					
												268 N Georgia St.	0	3					
												291 N Morgan St.	1	3					
												294 N Canisius	0	3					
												300 A Lafayette	0	3					
												300 H Lafayette	1	3					
												312 A Holy Cross	0	3					
												312 H Holy Cross	3	0					
												317 H Saint Francis (PA)	3	0					
				LAST 10 GAMES															
				264 H Navy	0	3		122 A Army West Point	0	3									
				77 A American	0	3		152 H Lehigh	0	3									
				199 H Colgate	0	3		300 H Lafayette	1	3									
				234 H Bucknell	0	3		264 A Navy	0	3									
				312 A Holy Cross	0	3		77 H American	0	3									

Non-Div. I Games:

Loyola Maryland

RPI	S	Opponent	Score	
328	N	N.C. Central	3	2
329	N	South Carolina St.	3	1

Loyola Maryland

L
o
y
o
l
a
M
a
r
y
l
a
n
d

L
o
y
o
l
a
M
a
r
y
l
a
n
d

Average RPI Win: 313		WON-LOST	WINNING	LAST 10	STRENGTH OF		OPP. STRENGTH	TEAM	ADJ	CONF.	ADJ CONF.
Average RPI Loss: 170		RECORD	PCT. RANK	GAMES	SCHEDULE		OF SCHEDULE	RPI	RPI	RPI	RPI
DIV. I ONLY		1- 27	.03571	332	0- 10		142	235	311	.37915	308
DIV. I NON-CONF.		1- 13	.07143	314	0- 1		89	236	283	.40842	285
TOTALS		RPI 1-25	RPI 26-50		W-L RECORDS		RPI 51-100		RPI 101-150		RPI 150+
1- 27	0- 3	0- 0		OVERALL		0- 2		0- 5		1- 17	
0- 8	0- 0	0- 0		HOME		0- 1		0- 1		0- 6	
0- 13	0- 1	0- 0		AWAY		0- 1		0- 3		0- 8	
1- 6	0- 2	0- 0		NEUTRAL		0- 0		0- 1		1- 3	
1- 13	0- 3	0- 0		NON-CONFERENCE		0- 0		0- 3		1- 7	
0- 1	0- 0	0- 0		HOME		0- 0		0- 0		0- 1	
0- 6	0- 1	0- 0		AWAY		0- 0		0- 2		0- 3	
1- 6	0- 2	0- 0		NEUTRAL		0- 0		0- 1		1- 3	
0- 14	0- 0	0- 0		CONFERENCE		0- 2		0- 2		0- 10	
0- 7	0- 0	0- 0		HOME		0- 1		0- 1		0- 5	
0- 7	0- 0	0- 0		AWAY		0- 1		0- 1		0- 5	
0- 0	0- 0	0- 0		NEUTRAL		0- 0		0- 0		0- 0	
RPI S	Opponent	Score		RPI S	Opponent	Score		RPI S	Opponent	Score	
2 A	Southern California	0	3					123 A	Valparaiso	0	3
15 N	BYU	0	3					123 N	Valparaiso	0	3
20 N	North Carolina	0	3					130 A	CSU Bakersfield	0	3
								130 H	CSU Bakersfield	0	3
								146 A	Indiana St.	0	3
								153 A	Seattle	2	3
								153 H	Seattle	1	3
								162 A	UMKC	0	3
								162 H	UMKC	0	3
								168 A	Green Bay	0	3
								198 A	Utah Valley	0	3
								198 H	Utah Valley	0	3
								223 A	Ga. Southern	1	3
								228 A	Ill.-Chicago	1	3
								236 N	Winthrop	0	3
								238 N	Tennessee St.	0	3
								251 A	UTRGV	0	3
								251 H	UTRGV	0	3
								279 A	Grand Canyon	0	3
								279 H	Grand Canyon	0	3
								291 H	Morgan St.	0	3
								301 N	Central Conn. St.	0	3
								313 N	Western Ill.	3	0
LAST 10 GAMES											
130 A	CSU Bakersfield	0	3	198 A	Utah Valley	0	3				
279 A	Grand Canyon	0	3	153 A	Seattle	2	3				
162 A	UMKC	0	3	279 H	Grand Canyon	0	3				
64 H	New Mexico St.	0	3	130 H	CSU Bakersfield	0	3				
251 H	UTRGV	0	3	123 A	Valparaiso	0	3				

Non-Div. I Games:

Chicago St.

Average RPI Win:	306	WON-LOST	WINNING	LAST 10	STRENGTH OF	OPP. STRENGTH	TEAM	ADJ	CONF.	ADJ CONF.				
Average RPI Loss:	202	RECORD	PCT. RANK	GAMES	SCHEDULE	OF SCHEDULE	RPI	RPI	RPI	RPI				
DIV. I ONLY		4- 24	.14286 320	1- 9	245	288	313	.37793 309	26	26				
DIV. I NON-CONF.		2- 12	.14286 305	0- 1	231	275	311	.37695 309	27	27				
<hr/>														
TOTALS	RPI 1-25	RPI 26-50		W-L RECORDS		RPI 51-100		RPI 101-150		RPI 150+				
4- 24	0- 0	0- 0		OVERALL		0- 4		0- 1		4- 19				
2- 6	0- 0	0- 0		HOME		0- 1		0- 0		2- 5				
0- 12	0- 0	0- 0		AWAY		0- 3		0- 0		0- 9				
2- 6	0- 0	0- 0		NEUTRAL		0- 0		0- 1		2- 5				
<hr/>														
2- 12	0- 0	0- 0		NON-CONFERENCE		0- 2		0- 1		2- 9				
0- 1	0- 0	0- 0		HOME		0- 0		0- 0		0- 1				
0- 5	0- 0	0- 0		AWAY		0- 2		0- 0		0- 3				
2- 6	0- 0	0- 0		NEUTRAL		0- 0		0- 1		2- 5				
<hr/>														
2- 12	0- 0	0- 0		CONFERENCE		0- 2		0- 0		2- 10				
2- 5	0- 0	0- 0		HOME		0- 1		0- 0		2- 4				
0- 7	0- 0	0- 0		AWAY		0- 1		0- 0		0- 6				
0- 0	0- 0	0- 0		NEUTRAL		0- 0		0- 0		0- 0				
<hr/>														
RPI S	Opponent	Score	RPI S	Opponent	Score	RPI S	Opponent	Score	RPI S	Opponent	Score			
						57 A	UNCW	0 3	128 N	ETSU	0 3			
						81 A	Coastal Caro.	0 3	167 H	Liberty	0 3			
						81 H	Coastal Caro.	0 3	181 A	High Point	0 3			
						94 A	FGCU	0 3	194 A	Campbell	0 3			
												211 A	Clemson	0 3
												213 N	Stetson	1 3
												214 N	USC Upstate	1 3
												215 A	Wofford	0 3
												215 H	Wofford	0 3
												219 H	Radford	0 3
												236 A	Winthrop	0 3
												236 H	Winthrop	0 3
												241 A	UNC Asheville	0 3
												241 H	UNC Asheville	0 3
						242 N	UMES	1 3						
						244 A	Davidson	0 3						
						248 N	New Orleans	2 3						
						266 N	East Carolina	2 3						
						283 N	Fordham	3 1						
						306 A	Charleston So.	0 3						
306 H	Charleston So.	3 1												
						311 A	Gardner-Webb	1 3						
						311 H	Gardner-Webb	3 2						
						323 N	Hampton	3 0						
						LAST 10 GAMES			LAST 10 GAMES					
						236 A	Winthrop	0 3	219 H	Radford	0 3			
						311 H	Gardner-Webb	3 2	167 H	Liberty	0 3			
241 H	UNC Asheville	0 3	215 A	Wofford	0 3									
81 A	Coastal Caro.	0 3	181 A	High Point	0 3									
306 A	Charleston So.	0 3	194 A	Campbell	0 3									

Non-Div. I Games:

Presbyterian

Average RPI Win:		318	WON-LOST RECORD		WINNING PCT. RANK		LAST 10 GAMES		STRENGTH OF SCHEDULE		OPP. STRENGTH OF SCHEDULE		TEAM RPI		ADJ RPI		CONF. RPI		ADJ CONF. RPI	
Average RPI Loss:		238																		
DIV. I ONLY			15- 21		.41667 213		9- 1		323		325		307		.37752 310		32		32	
DIV. I NON-CONF.			0- 19		0 319		0- 1		298		264		331		.30454 329		32		32	
TOTALS		RPI 1-25		RPI 26-50		W-L RECORDS		RPI 51-100		RPI 101-150		RPI 150+								
15- 21		0- 0		0- 0		OVERALL		0- 0		0- 3		15- 18								
8- 5		0- 0		0- 0		HOME		0- 0		0- 1		8- 4								
3- 8		0- 0		0- 0		AWAY		0- 0		0- 1		3- 7								
4- 8		0- 0		0- 0		NEUTRAL		0- 0		0- 1		4- 7								
0- 19		0- 0		0- 0		NON-CONFERENCE		0- 0		0- 3		0- 16								
0- 4		0- 0		0- 0		HOME		0- 0		0- 1		0- 3								
0- 7		0- 0		0- 0		AWAY		0- 0		0- 1		0- 6								
0- 8		0- 0		0- 0		NEUTRAL		0- 0		0- 1		0- 7								
15- 2		0- 0		0- 0		CONFERENCE		0- 0		0- 0		15- 2								
8- 1		0- 0		0- 0		HOME		0- 0		0- 0		8- 1								
3- 1		0- 0		0- 0		AWAY		0- 0		0- 0		3- 1								
4- 0		0- 0		0- 0		NEUTRAL		0- 0		0- 0		4- 0								
RPI	S	Opponent	Score	RPI	S	Opponent	Score	RPI	S	Opponent	Score	RPI	S	Opponent	Score					
												115	H	Southern Miss.	0	3				
												132	N	Houston	0	3				
												142	A	Mississippi St.	0	3				
												189	N	Southern Utah	0	3				
												190	N	Northern Ky.	1	3				
												192	A	McNeese St.	1	3				
												218	A	Lamar	0	3				
												233	N	Tulane	0	3				
												247	H	Louisiana Tech	1	3				
												248	A	New Orleans	0	3				
												249	H	La.-Monroe	0	3				
												249	N	La.-Monroe	0	3				
												251	N	UTRGV	0	3				
												260	A	Evansville	0	3				
												282	N	Nicholls St.	0	3				
												290	A	La.-Lafayette	1	3				
												293	A	Alabama St.	1	3				
												293	H	Alabama St.	3	2				
												293	N	Alabama St.	3	1				
												293	N	Alabama St.	3	1				
												295	A	Jacksonville St.	0	3				
												295	H	Jacksonville St.	2	3				
				LAST 10 GAMES								302	H	Texas Southern	3	0				
				293 N Alabama St.				3	1	334 A Mississippi Val.				3	1	313 N Western Ill.	1	3		
				293 N Alabama St.				3	1	333 H Alcorn				3	0	316 A Alabama A&M	3	2		
				316 N Alabama A&M				3	0	293 H Alabama St.				3	2	316 H Alabama A&M	3	1		
				326 N Ark.-Pine Bluff				3	0	316 A Alabama A&M				3	2	316 N Alabama A&M	3	0		
				248 A New Orleans				0	3	333 A Alcorn				3	0					

Non-Div. I Games:

Jackson St.

RPI	S	Opponent	Score	
321	H	Prairie View	3	1
325	H	Southern U.	1	3
326	H	Ark.-Pine Bluff	3	0
326	N	Ark.-Pine Bluff	3	0
332	H	Grambling	3	0
333	A	Alcorn	3	0
333	H	Alcorn	3	0
334	A	Mississippi Val.	3	1
334	H	Mississippi Val.	3	0

Jackson St.

J
a
c
k
s
o
n
S
t
.

J
a
c
k
s
o
n
S
t
.

Average RPI Win: 292		WON-LOST RECORD		WINNING PCT. RANK		LAST 10 GAMES		STRENGTH OF SCHEDULE		OPP. STRENGTH OF SCHEDULE		TEAM RPI		ADJ RPI		CONF. RPI		ADJ CONF. RPI	
DIV. I ONLY		9- 22		.29032 274		2- 8		309		282		309		.37747 311		26		26	
DIV. I NON-CONF.		6- 11		.35294 246		1- 0		317		282		307		.37907 307		27		27	
TOTALS		RPI 1-25		RPI 26-50		W-L RECORDS		RPI 51-100		RPI 101-150		RPI 150+							
9- 22		0- 0		0- 0		OVERALL		0- 5		0- 0		9- 17							
5- 8		0- 0		0- 0		HOME		0- 1		0- 0		5- 7							
2- 10		0- 0		0- 0		AWAY		0- 4		0- 0		2- 6							
2- 4		0- 0		0- 0		NEUTRAL		0- 0		0- 0		2- 4							
6- 11		0- 0		0- 0		NON-CONFERENCE		0- 4		0- 0		6- 7							
2- 4		0- 0		0- 0		HOME		0- 1		0- 0		2- 3							
2- 3		0- 0		0- 0		AWAY		0- 3		0- 0		2- 0							
2- 4		0- 0		0- 0		NEUTRAL		0- 0		0- 0		2- 4							
3- 11		0- 0		0- 0		CONFERENCE		0- 1		0- 0		3- 10							
3- 4		0- 0		0- 0		HOME		0- 0		0- 0		3- 4							
0- 7		0- 0		0- 0		AWAY		0- 1		0- 0		0- 6							
0- 0		0- 0		0- 0		NEUTRAL		0- 0		0- 0		0- 0							
RPI S	Opponent	Score		RPI S	Opponent	Score		RPI S	Opponent	Score		RPI S	Opponent	Score					
								76 A	Iowa	0	3	167 A	Liberty	1	3				
								78 A	Chattanooga	0	3	167 H	Liberty	1	3				
								79 A	Appalachian St.	0	3	181 H	High Point	0	3				
								81 A	Coastal Caro.	0	3	194 H	Campbell	1	3				
								90 H	Furman	0	3	207 N	Drake	0	3				
												207 N	Drake	1	3				
												214 H	USC Upstate	1	3				
												219 A	Radford	1	3				
												219 H	Radford	2	3				
												236 A	Winthrop	1	3				
												236 H	Winthrop	3	2				
												241 A	UNC Asheville	1	3				
												241 H	UNC Asheville	3	1				
												250 A	William & Mary	3	2				
												263 H	Southeast Mo. St.	0	3				
												273 N	Austin Peay	2	3				
												292 N	UAB	3	1				
												299 N	La Salle	0	3				
												305 H	Citadel	2	3				
												306 A	Charleston So.	1	3				
												309 A	Presbyterian	2	3				
												309 H	Presbyterian	3	1				
												319 N	Norfolk St.	3	1				
												328 A	N.C. Central	3	0				
												328 H	N.C. Central	3	1				
												329 H	South Carolina St.	3	0				
												241 H	UNC Asheville	3	1				
LAST 10 GAMES																			
						167 H	Liberty	1	3	194 H	Campbell	1	3	319 N	Norfolk St.	3	1		
						219 H	Radford	2	3	306 A	Charleston So.	1	3	328 A	N.C. Central	3	0		
						309 A	Presbyterian	2	3	81 A	Coastal Caro.	0	3	328 H	N.C. Central	3	1		
						236 A	Winthrop	1	3	329 H	South Carolina St.	3	0	329 H	South Carolina St.	3	0		
						181 H	High Point	0	3	241 H	UNC Asheville	3	1						

Non-Div. I Games:

Gardner-Webb

Average RPI Win: Average RPI Loss:	307 206	WON-LOST RECORD	WINNING PCT. RANK	LAST 10 GAMES	STRENGTH OF SCHEDULE	OPP. STRENGTH OF SCHEDULE	TEAM RPI	ADJ RPI	CONF. RPI	ADJ CONF. RPI		
DIV. I ONLY		7- 22	.24138 289	2- 8	291	294	312	.37697 312	25	25		
DIV. I NON-CONF.		3- 10	.23077 279	0- 0	321	326	322	.33726 321	25	26		
<hr/>												
TOTALS	RPI 1-25	RPI 26-50		W-L RECORDS	RPI 51-100		RPI 101-150		RPI 150+			
7- 22	0- 0	0- 0		OVERALL	0- 2		0- 3		7- 17			
3- 5	0- 0	0- 0		HOME	0- 1		0- 1		3- 3			
2- 11	0- 0	0- 0		AWAY	0- 1		0- 1		2- 9			
2- 6	0- 0	0- 0		NEUTRAL	0- 0		0- 1		2- 5			
<hr/>												
3- 10	0- 0	0- 0		NON-CONFERENCE	0- 0		0- 1		3- 9			
0- 0	0- 0	0- 0		HOME	0- 0		0- 0		0- 0			
1- 4	0- 0	0- 0		AWAY	0- 0		0- 0		1- 4			
2- 6	0- 0	0- 0		NEUTRAL	0- 0		0- 1		2- 5			
<hr/>												
4- 12	0- 0	0- 0		CONFERENCE	0- 2		0- 2		4- 8			
3- 5	0- 0	0- 0		HOME	0- 1		0- 1		3- 3			
1- 7	0- 0	0- 0		AWAY	0- 1		0- 1		1- 5			
0- 0	0- 0	0- 0		NEUTRAL	0- 0		0- 0		0- 0			
<hr/>												
RPI S	Opponent	Score	RPI S	Opponent	Score	RPI S	Opponent	Score	RPI S	Opponent	Score	
						77 A American	0	3	122 A Army West Point	0	3	
						77 H American	0	3	122 H Army West Point	1	3	
						143 N New Hampshire	0	3				
						152 A Lehigh	1	3				
						152 H Lehigh	0	3				
						165 A Fairfield	1	3				
						199 A Colgate	1	3				
						199 H Colgate	0	3				
						221 A Bryant	1	3				
						221 A Bryant	1	3				
						231 N San Jose St.	1	3				
						234 A Bucknell	0	3				
						234 H Bucknell	1	3				
						240 N Stony Brook	1	3				
						252 N Brown	0	3				
						264 A Navy	1	3				
						264 H Navy	3	2				
						297 N Iona	2	3				
						300 A Lafayette	3	2				
						300 H Lafayette	3	0				
301 A Central Conn. St.	1	3										
307 A Loyola Maryland	0	3										
307 H Loyola Maryland	3	0										
318 N Hartford	3	1										
327 A UMass Lowell	3	0										
330 N Quinnipiac	2	3										
330 N Quinnipiac	3	0										
<hr/>												
			LAST 10 GAMES									
234 A Bucknell			0	3	77 H American			0	3	307 H Loyola Maryland		
152 A Lehigh			1	3	199 H Colgate			0	3	318 N Hartford		
264 A Navy			1	3	122 H Army West Point			1	3	327 A UMass Lowell		
300 A Lafayette			3	2	152 H Lehigh			0	3	330 N Quinnipiac		
307 H Loyola Maryland			3	0	234 H Bucknell			1	3	330 N Quinnipiac		

Non-Div. I Games:

Holy Cross

Average RPI Win: 234		WON-LOST RECORD		WINNING PCT. RANK		LAST 10 GAMES		STRENGTH OF SCHEDULE		OPP. STRENGTH OF SCHEDULE		TEAM RPI		ADJ RPI		CONF. RPI		ADJ CONF. RPI	
DIV. I ONLY		3- 28		.09677 328		0- 10		237		219		314		.37341 313		21		21	
DIV. I NON-CONF.		2- 13		.13333 308		0- 0		216		207		306		.38307 305		21		21	
TOTALS		RPI 1-25		RPI 26-50		W-L RECORDS		RPI 51-100		RPI 101-150		RPI 150+							
3- 28		0- 1		0- 0		OVERALL		0- 4		0- 6		3- 17							
0- 11		0- 0		0- 0		HOME		0- 1		0- 2		0- 8							
2- 12		0- 1		0- 0		AWAY		0- 2		0- 3		2- 6							
1- 5		0- 0		0- 0		NEUTRAL		0- 1		0- 1		1- 3							
2- 13		0- 1		0- 0		NON-CONFERENCE		0- 2		0- 2		2- 8							
0- 3		0- 0		0- 0		HOME		0- 0		0- 0		0- 3							
1- 5		0- 1		0- 0		AWAY		0- 1		0- 1		1- 2							
1- 5		0- 0		0- 0		NEUTRAL		0- 1		0- 1		1- 3							
1- 15		0- 0		0- 0		CONFERENCE		0- 2		0- 4		1- 9							
0- 8		0- 0		0- 0		HOME		0- 1		0- 2		0- 5							
1- 7		0- 0		0- 0		AWAY		0- 1		0- 2		1- 4							
0- 0		0- 0		0- 0		NEUTRAL		0- 0		0- 0		0- 0							
RPI	S	Opponent		Score		RPI	S	Opponent		Score		RPI	S	Opponent		Score			
8	A	Kansas		0 3								70	A	Saint Louis		0 3			
												83	A	Denver		0 3			
												83	H	Denver		0 3			
												85	N	Duke		0 3			
												116	A	IUPUI		1 3			
												116	H	IUPUI		0 3			
												123	N	Valparaiso		1 3			
												125	A	North Dakota St.		0 3			
												125	H	North Dakota St.		0 3			
												146	A	Indiana St.		0 3			
												161	A	Omaha		0 3			
												161	H	Omaha		1 3			
												162	N	UMKC		0 3			
												180	A	Oral Roberts		2 3			
												180	H	Oral Roberts		1 3			
												186	A	South Dakota		3 2			
												186	H	South Dakota		0 3			
												190	N	Northern Ky.		1 3			
												207	A	Drake		3 2			
												207	H	Drake		0 3			
												210	H	DePaul		1 3			
												228	A	Ill.-Chicago		0 3			
												260	A	Evansville		0 3			
												276	A	South Dakota St.		0 3			
												276	H	South Dakota St.		1 3			
												280	A	IPFW		0 3			
												280	H	IPFW		2 3			
												296	H	Akron		0 3			
												308	N	Chicago St.		0 3			
												310	N	Jackson St.		3 1			
LAST 10 GAMES																			
276	A	South Dakota St.		0 3		83	A	Denver		0 3		280	H	IPFW		2 3			
280	A	IPFW		0 3		125	H	North Dakota St.		0 3		296	H	Akron		0 3			
180	H	Oral Roberts		1 3		116	A	IUPUI		1 3		308	N	Chicago St.		0 3			
186	H	South Dakota		0 3		161	H	Omaha		1 3		310	N	Jackson St.		3 1			
161	A	Omaha		0 3		180	A	Oral Roberts		2 3									

Non-Div. I Games:

Western Ill.

[illegible]

Non-Div. I Games:

St. Francis Brooklyn

Average RPI Win:	309	WON-LOST	WINNING	LAST 10	STRENGTH OF	OPP. STRENGTH	TEAM	ADJ	CONF.	ADJ CONF.								
Average RPI Loss:	239	RECORD	PCT. RANK	GAMES	SCHEDULE	OF SCHEDULE	RPI	RPI	RPI	RPI								
DIV. I ONLY		10- 19	.34483	239	2- 8	321	312	315	.36405	315	29	29						
DIV. I NON-CONF.		7- 8	.46667	180	0- 0	326	319	305	.3806	306	29	29						
<hr/>																		
TOTALS	RPI 1-25	RPI 26-50		W-L RECORDS		RPI 51-100		RPI 101-150		RPI 150+								
10- 19	0- 0	0- 0		OVERALL		0- 0		0- 1		10- 18								
6- 5	0- 0	0- 0		HOME		0- 0		0- 0		6- 5								
1- 11	0- 0	0- 0		AWAY		0- 0		0- 0		1- 11								
3- 3	0- 0	0- 0		NEUTRAL		0- 0		0- 1		3- 2								
<hr/>																		
7- 8	0- 0	0- 0		NON-CONFERENCE		0- 0		0- 1		7- 7								
4- 0	0- 0	0- 0		HOME		0- 0		0- 0		4- 0								
0- 5	0- 0	0- 0		AWAY		0- 0		0- 0		0- 5								
3- 3	0- 0	0- 0		NEUTRAL		0- 0		0- 1		3- 2								
<hr/>																		
3- 11	0- 0	0- 0		CONFERENCE		0- 0		0- 0		3- 11								
2- 5	0- 0	0- 0		HOME		0- 0		0- 0		2- 5								
1- 6	0- 0	0- 0		AWAY		0- 0		0- 0		1- 6								
0- 0	0- 0	0- 0		NEUTRAL		0- 0		0- 0		0- 0								
<hr/>																		
RPI S	Opponent	Score	RPI S	Opponent	Score	RPI S	Opponent	Score	RPI S	Opponent	Score							
									120 N	UNCG	0	3						
									152 A	Lehigh	0	3						
									167 A	Liberty	1	3						
									185 A	LIU Brooklyn	2	3						
									185 H	LIU Brooklyn	0	3						
									205 A	Robert Morris	0	3						
									205 H	Robert Morris	1	3						
									221 A	Bryant	1	3						
									221 H	Bryant	0	3						
									253 A	Sacred Heart	0	3						
									253 H	Sacred Heart	2	3						
									254 A	Providence	0	3						
									257 H	Manhattan	3	1						
									281 N	Morehead St.	2	3						
									284 H	Rider	3	2						
									299 A	La Salle	1	3						
									300 A	Lafayette	0	3						
									300 N	Lafayette	3	2						
									301 A	Central Conn. St.	0	3						
									301 H	Central Conn. St.	2	3						
									314 A	St. Francis Brooklyn	2	3						
												LAST 10 GAMES			314 H	St. Francis Brooklyn	3	0
															185 A	LIU Brooklyn	2	3
															314 A	St. Francis Brooklyn	2	3
															205 H	Robert Morris	1	3
317 H	Saint Francis (PA)	3	0															
301 A	Central Conn. St.	0	3															
						317 A	Saint Francis (PA)	3	2									
						253 H	Sacred Heart	2	3									
						317 H	Saint Francis (PA)	3	0									
						185 H	LIU Brooklyn	0	3									
						322 H	Delaware St.	3	0									
						314 H	St. Francis Brooklyn	3	0									
						205 A	Robert Morris	0	3									
						323 N	Hampton	3	0									
						324 N	Saint Peter's	2	3									

Non-Div. I Games:

Fairleigh Dickinson

RPI	S	Opponent	Score	
324	N	Saint Peter's	3	0
330	H	Quinnipiac	3	0

Fairleigh Dickinson

F
a
i
r
l
e
i
g
h
D
i
c
k
i
n
s
o
n

F
a
i
r
l
e
i
g
h
D
i
c
k
i
n
s
o
n

Average RPI Win:	324	WON-LOST	WINNING	LAST 10	STRENGTH OF	OPP. STRENGTH	TEAM	ADJ	CONF.	ADJ CONF.				
Average RPI Loss:	249	RECORD	PCT. RANK	GAMES	SCHEDULE	OF SCHEDULE	RPI	RPI	RPI	RPI				
DIV. I ONLY		13- 25	.34211	245	4- 6	325	329	317	.35197	316	32	32		
DIV. I NON-CONF.		0- 20	0	319	0- 2	286	284	327	.31044	326	32	32		
<hr/>														
TOTALS	RPI 1-25	RPI 26-50		W-L RECORDS		RPI 51-100		RPI 101-150		RPI 150+				
13- 25	0- 0	0- 0		OVERALL		0- 0		0- 2		13- 23				
2- 5	0- 0	0- 0		HOME		0- 0		0- 0		2- 5				
4- 9	0- 0	0- 0		AWAY		0- 0		0- 1		4- 8				
7- 11	0- 0	0- 0		NEUTRAL		0- 0		0- 1		7- 10				
<hr/>														
0- 20	0- 0	0- 0		NON-CONFERENCE		0- 0		0- 2		0- 18				
0- 4	0- 0	0- 0		HOME		0- 0		0- 0		0- 4				
0- 7	0- 0	0- 0		AWAY		0- 0		0- 1		0- 6				
0- 9	0- 0	0- 0		NEUTRAL		0- 0		0- 1		0- 8				
<hr/>														
13- 5	0- 0	0- 0		CONFERENCE		0- 0		0- 0		13- 5				
2- 1	0- 0	0- 0		HOME		0- 0		0- 0		2- 1				
4- 2	0- 0	0- 0		AWAY		0- 0		0- 0		4- 2				
7- 2	0- 0	0- 0		NEUTRAL		0- 0		0- 0		7- 2				
<hr/>														
RPI	S	Opponent	Score	RPI	S	Opponent	Score	RPI	S	Opponent	Score			
								132	A	Houston	0	3		
								138	N	North Florida	0	3		
								154	A	FIU	0	3		
								160	N	South Fla.	0	3		
								175	A	Troy	0	3		
								215	N	Wofford	0	3		
								238	A	Tennessee St.	0	3		
								241	A	UNC Asheville	0	3		
								245	A	Mercer	1	3		
								246	N	Southeastern La.	0	3		
								248	N	New Orleans	0	3		
								249	H	La.-Monroe	1	3		
								249	N	La.-Monroe	0	3		
								269	H	UT Martin	2	3		
								273	H	Austin Peay	2	3		
								282	N	Nicholls St.	0	3		
								292	A	UAB	0	3		
								293	A	Alabama St.	2	3		
								293	H	Alabama St.	3	0		
								295	H	Jacksonville St.	0	3		
295	N	Jacksonville St.	1	3										
LAST 10 GAMES								302	N	Texas Southern	2	3		
								302	N	Texas Southern	3	0		
								305	N	Citadel	1	3		
								310	A	Jackson St.	1	3		
								310	H	Jackson St.	2	3		
								330	A	Alcorn	3	1		
								330	N	Jackson St.	0	3		
321	N	Prairie View	3	0	249	H	La.-Monroe	1	3	302	N	Texas Southern	3	0
302	N	Texas Southern	2	3	293	A	Alabama St.	2	3	305	N	Citadel	1	3
310	N	Jackson St.	0	3	273	H	Austin Peay	2	3	310	A	Jackson St.	1	3
325	A	Southern U.	3	1	310	H	Jackson St.	2	3	310	H	Jackson St.	2	3
334	A	Mississippi Val.	3	2	333	A	Alcorn	3	1	310	N	Jackson St.	0	3

Non-Div. I Games:

Alabama A&M

RPI	S	Opponent	Score	
321	N	Prairie View	3	0
321	N	Prairie View	3	1
325	A	Southern U.	3	1
325	N	Southern U.	3	0
326	N	Ark.-Pine Bluff	3	0
332	N	Grambling	3	0
333	A	Alcorn	3	1
333	A	Alcorn	3	1
333	N	Alcorn	3	1
334	A	Mississippi Val.	3	2
334	H	Mississippi Val.	3	0

Alabama A&M

A
l
a
b
a
m
a
A
&
M

A
l
a
b
a
m
a
A
&
M

[illegible]

Non-Div. I Games:

Saint Francis (PA)

RPI	S	Opponent	Score	
322	N	Delaware St.	3	1

Saint Francis (PA)
(
P
A
)

S
a
i
n
t
F
r
a
n
c
i
s
(
P
A
)

S
a
i
n
t
F
r
a
n
c
i
s
(
P
A
)

Average RPI Win: 315		WON-LOST RECORD		WINNING PCT. RANK		LAST 10 GAMES		STRENGTH OF SCHEDULE		OPP. STRENGTH OF SCHEDULE		TEAM RPI		ADJ RPI		CONF. RPI		ADJ CONF. RPI	
DIV. I ONLY		4- 21		.16 318		3- 7		297		318		319		.33928 319		31		31	
DIV. I NON-CONF.		1- 10		.09091 310		0- 0		158		244		304		.38705 304		31		31	
TOTALS		RPI 1-25		RPI 26-50		W-L RECORDS		RPI 51-100		RPI 101-150		RPI 150+							
4- 21		0- 0		0- 0		OVERALL		0- 3		0- 1		4- 17							
1- 6		0- 0		0- 0		HOME		0- 0		0- 0		1- 6							
2- 9		0- 0		0- 0		AWAY		0- 1		0- 1		2- 7							
1- 6		0- 0		0- 0		NEUTRAL		0- 2		0- 0		1- 4							
1- 10		0- 0		0- 0		NON-CONFERENCE		0- 3		0- 1		1- 6							
0- 1		0- 0		0- 0		HOME		0- 0		0- 0		0- 1							
0- 4		0- 0		0- 0		AWAY		0- 1		0- 1		0- 2							
1- 5		0- 0		0- 0		NEUTRAL		0- 2		0- 0		1- 3							
3- 11		0- 0		0- 0		CONFERENCE		0- 0		0- 0		3- 11							
1- 5		0- 0		0- 0		HOME		0- 0		0- 0		1- 5							
2- 5		0- 0		0- 0		AWAY		0- 0		0- 0		2- 5							
0- 1		0- 0		0- 0		NEUTRAL		0- 0		0- 0		0- 1							
RPI	S	Opponent		Score	RPI	S	Opponent		Score	RPI	S	Opponent		Score					
							57 N	UNCW	0 3			120 A	UNCG	0 3					
							74 A	James Madison	0 3			194 A	Campbell	0 3					
							80 N	Sacramento St.	0 3			219 H	Radford	0 3					
												222 N	Georgetown	0 3					
												230 A	Howard	0 3					
												230 H	Howard	0 3					
												242 A	UMES	1 3					
												242 H	UMES	0 3					
												250 A	William & Mary	1 3					
												286 A	Coppin St.	0 3					
												286 H	Coppin St.	0 3					
												291 A	Morgan St.	0 3					
												291 H	Morgan St.	2 3					
												293 N	Alabama St.	3 2					
												299 N	La Salle	2 3					
												311 N	Gardner-Webb	1 3					
												320 A	N.C. A&T	2 3					
												322 A	Delaware St.	3 0					
												322 H	Delaware St.	3 0					
												323 A	Hampton	3 0					
												323 H	Hampton	2 3					
												328 N	N.C. Central	2 3					
LAST 10 GAMES																			
							242 A	UMES	1 3				291 A	Morgan St.	0 3				
							322 A	Delaware St.	3 0				286 A	Coppin St.	0 3				
							323 A	Hampton	3 0				322 H	Delaware St.	3 0				
							242 H	UMES	0 3				323 H	Hampton	2 3				
							230 H	Howard	0 3				230 A	Howard	0 3				

Non-Div. I Games:

Norfolk St.

Average RPI Win:	328	WON-LOST RECORD	WINNING PCT. RANK	LAST 10 GAMES	STRENGTH OF SCHEDULE	OPP. STRENGTH OF SCHEDULE	TEAM RPI	ADJ RPI	CONF. RPI	ADJ CONF. RPI	
Average RPI Loss:	254										
DIV. I ONLY	7- 14	.33333	246	3- 7	333	330	323	.33031	320	31	31
DIV. I NON-CONF.	1- 6	.14286	305	0- 2	256	310	318	.36175	316	31	31
<hr/>											
TOTALS	RPI 1-25	RPI 26-50		W-L RECORDS	RPI 51-100		RPI 101-150		RPI 150+		
7- 14	0- 0	0- 0		OVERALL	0- 0		0- 1		7- 13		
4- 5	0- 0	0- 0		HOME	0- 0		0- 1		4- 4		
2- 7	0- 0	0- 0		AWAY	0- 0		0- 0		2- 7		
1- 2	0- 0	0- 0		NEUTRAL	0- 0		0- 0		1- 2		
<hr/>											
1- 6	0- 0	0- 0		NON-CONFERENCE	0- 0		0- 1		1- 5		
0- 3	0- 0	0- 0		HOME	0- 0		0- 1		0- 2		
0- 3	0- 0	0- 0		AWAY	0- 0		0- 0		0- 3		
1- 0	0- 0	0- 0		NEUTRAL	0- 0		0- 0		1- 0		
<hr/>											
6- 8	0- 0	0- 0		CONFERENCE	0- 0		0- 0		6- 8		
4- 2	0- 0	0- 0		HOME	0- 0		0- 0		4- 2		
2- 4	0- 0	0- 0		AWAY	0- 0		0- 0		2- 4		
0- 2	0- 0	0- 0		NEUTRAL	0- 0		0- 0		0- 2		
<hr/>											
RPI S	Opponent	Score	RPI S	Opponent	Score	RPI S	Opponent	Score	RPI S	Opponent	Score
						120 H UNCG 0 3					
						181 A High Point 0 3					
						194 H Campbell 0 3					
						242 A UMES 0 3					
						244 A Davidson 1 3					
						255 A Bethune-Cookman 1 3					
						255 H Bethune-Cookman 0 3					
						262 A Elon 0 3					
						285 A Florida A&M 0 3					
						285 H Florida A&M 1 3					
						291 N Morgan St. 0 3					
						293 H Alabama St. 1 3					
						319 H Norfolk St. 3 2					
						322 N Delaware St. 2 3					
						328 A N.C. Central 0 3					
						328 H N.C. Central 3 1					
						329 A South Carolina St. 3 1					
						329 H South Carolina St. 3 0					
						330 N Quinnipiac 3 2					
						331 A Savannah St. 3 0					
331 H Savannah St. 3 0											
<hr/>											
			LAST 10 GAMES								
			291 N Morgan St. 0 3			328 H N.C. Central 3 1					
			285 H Florida A&M 1 3			262 A Elon 0 3					
			255 H Bethune-Cookman 0 3			244 A Davidson 1 3					
			329 A South Carolina St. 3 1			285 A Florida A&M 0 3					
			331 A Savannah St. 3 0			255 A Bethune-Cookman 1 3					

Non-Div. I Games:

N.C. A&T

Average RPI Win: 331		WON-LOST RECORD		WINNING PCT. RANK		LAST 10 GAMES		STRENGTH OF SCHEDULE		OPP. STRENGTH OF SCHEDULE		TEAM RPI		ADJ RPI		CONF. RPI		ADJ CONF. RPI	
Average RPI Loss: 234																			
DIV. I ONLY		7- 25		.21875 298		4- 5		316		324		320		.32933 321		32		32	
DIV. I NON-CONF.		0- 15		0 319		0- 0		172		229		315		.36386 313		32		32	
TOTALS		RPI 1-25		RPI 26-50		W-L RECORDS		RPI 51-100		RPI 101-150		RPI 150+							
7- 25		0- 0		0- 0		OVERALL		0- 3		0- 1		7- 21							
2- 5		0- 0		0- 0		HOME		0- 1		0- 0		2- 4							
2- 9		0- 0		0- 0		AWAY		0- 1		0- 1		2- 7							
3- 11		0- 0		0- 0		NEUTRAL		0- 1		0- 0		3- 10							
0- 15		0- 0		0- 0		NON-CONFERENCE		0- 3		0- 1		0- 11							
0- 3		0- 0		0- 0		HOME		0- 1		0- 0		0- 2							
0- 6		0- 0		0- 0		AWAY		0- 1		0- 1		0- 4							
0- 6		0- 0		0- 0		NEUTRAL		0- 1		0- 0		0- 5							
7- 10		0- 0		0- 0		CONFERENCE		0- 0		0- 0		7- 10							
2- 2		0- 0		0- 0		HOME		0- 0		0- 0		2- 2							
2- 3		0- 0		0- 0		AWAY		0- 0		0- 0		2- 3							
3- 5		0- 0		0- 0		NEUTRAL		0- 0		0- 0		3- 5							
RPI	S	Opponent	Score	RPI	S	Opponent	Score	RPI	S	Opponent	Score	RPI	S	Opponent	Score	RPI	S	Opponent	Score
								67	N	UTSA	0 3	105	A	Texas St.	0 3				
								68	A	A&M-Corpus Christi	0 3	166	A	Stephen F. Austin	0 3				
								68	H	A&M-Corpus Christi	0 3	183	A	Houston Baptist	0 3				
												183	H	Houston Baptist	0 3				
												192	A	McNeese St.	0 3				
												196	A	Sam Houston St.	0 3				
												218	N	Lamar	0 3				
												233	N	Tulane	0 3				
												246	N	Southeastern La.	0 3				
												251	H	UTRGV	0 3				
												282	N	Nicholls St.	0 3				
												293	N	Alabama St.	0 3				
												293	N	Alabama St.	1 3				
												302	A	Texas Southern	0 3				
												302	H	Texas Southern	1 3				
												302	N	Texas Southern	0 3				
												303	N	Montana St.	0 3				
												310	A	Jackson St.	1 3				
												316	N	Alabama A&M	1 3				
												316	N	Alabama A&M	0 3				
												325	A	Southern U.	1 3				
												325	H	Southern U.	2 3				
												326	A	Ark.-Pine Bluff	3 0				
												326	H	Ark.-Pine Bluff	3 0				
												332	A	Grambling	3 0				
												332	H	Grambling	3 0				
												333	N	Alcorn	3 2				
				LAST 10 GAMES															

Non-Div. I Games: Huston-Tillotson 3 0 Huston-Tillotson 3 0

Prairie View

RPI	S	Opponent	Score	
333	N	Alcorn	3	1
334	N	Mississippi Val.	3	1

Prairie View

P
r
a
i
r
i
e
V
i
e
w

P
r
a
i
r
i
e
V
i
e
w

Average RPI Win: 324		WON-LOST	WINNING	LAST 10	STRENGTH OF		OPP. STRENGTH	TEAM	ADJ		CONF.	ADJ CONF.	
Average RPI Loss: 242		RECORD	PCT. RANK	GAMES	SCHEDULE		OF SCHEDULE	RPI	RPI		RPI	RPI	
DIV. I ONLY		3- 25	.10714	327	1- 9		293	322	321	.32254	322	31	31
DIV. I NON-CONF.		1- 13	.07143	314	0- 2		233	305	319	.34836	319	31	31
TOTALS		RPI 1-25	RPI 26-50		W-L RECORDS		RPI 51-100		RPI 101-150		RPI 150+		
3- 25	0- 0	0- 0		OVERALL		0- 2		0- 1		3- 22			
1- 6	0- 0	0- 0		HOME		0- 1		0- 0		1- 5			
0- 13	0- 0	0- 0		AWAY		0- 1		0- 0		0- 12			
2- 6	0- 0	0- 0		NEUTRAL		0- 0		0- 1		2- 5			
1- 13	0- 0	0- 0		NON-CONFERENCE		0- 2		0- 1		1- 10			
0- 1	0- 0	0- 0		HOME		0- 1		0- 0		0- 0			
0- 6	0- 0	0- 0		AWAY		0- 1		0- 0		0- 5			
1- 6	0- 0	0- 0		NEUTRAL		0- 0		0- 1		1- 5			
2- 12	0- 0	0- 0		CONFERENCE		0- 0		0- 0		2- 12			
1- 5	0- 0	0- 0		HOME		0- 0		0- 0		1- 5			
0- 7	0- 0	0- 0		AWAY		0- 0		0- 0		0- 7			
1- 0	0- 0	0- 0		NEUTRAL		0- 0		0- 0		1- 0			
RPI S	Opponent	Score	RPI S	Opponent	Score	RPI S	Opponent	Score	RPI S	Opponent	Score		
						82 A	Towson	0 3	107 N	Tennessee	0 3		
						82 H	Towson	1 3	165 N	Fairfield	0 3		
									197 A	Penn	0 3		
									199 N	Colgate	0 3		
									230 A	Howard	1 3		
									230 H	Howard	1 3		
									234 A	Bucknell	0 3		
									240 A	Stony Brook	0 3		
									242 A	UMES	0 3		
									242 A	UMES	0 3		
									242 H	UMES	0 3		
									254 N	Providence	0 3		
									257 N	Manhattan	2 3		
									286 A	Coppin St.	1 3		
									286 H	Coppin St.	0 3		
									291 A	Morgan St.	0 3		
									291 H	Morgan St.	0 3		
									299 A	La Salle	0 3		
									315 A	Fairleigh Dickinson	0 3		
									317 N	Saint Francis (PA)	1 3		
									319 A	Norfolk St.	0 3		
									319 H	Norfolk St.	0 3		
									320 N	N.C. A&T	3 2		
									323 A	Hampton	1 3		
									323 H	Hampton	3 2		
									330 N	Quinnipiac	3 1		
LAST 10 GAMES													
			82 H	Towson	1 3		291 H	Morgan St.	0 3				
			323 H	Hampton	3 2		286 A	Coppin St.	1 3				
			319 H	Norfolk St.	0 3		230 H	Howard	1 3				
			242 H	UMES	0 3		240 A	Stony Brook	0 3				
			323 A	Hampton	1 3		319 A	Norfolk St.	0 3				

Non-Div. I Games:

Delaware St.

Average RPI Win: 309		WON-LOST	WINNING	LAST 10	STRENGTH OF		OPP. STRENGTH	TEAM	ADJ	CONF.	ADJ CONF.
Average RPI Loss: 238		RECORD	PCT. RANK	GAMES	SCHEDULE		OF SCHEDULE	RPI	RPI	RPI	RPI
DIV. I ONLY		3- 22	.12	326	3- 7		311	304	326	.32184	323
DIV. I NON-CONF.		0- 13	0	319	0- 0		282	248	325	.31546	325
TOTALS		RPI 1-25	RPI 26-50		W-L RECORDS		RPI 51-100		RPI 101-150		RPI 150+
3- 22	0- 0	0- 0		OVERALL		0- 0		0- 2		3- 20	
1- 5	0- 0	0- 0		HOME		0- 0		0- 0		1- 5	
2- 9	0- 0	0- 0		AWAY		0- 0		0- 0		2- 9	
0- 8	0- 0	0- 0		NEUTRAL		0- 0		0- 2		0- 6	
0- 13	0- 0	0- 0		NON-CONFERENCE		0- 0		0- 2		0- 11	
0- 0	0- 0	0- 0		HOME		0- 0		0- 0		0- 0	
0- 5	0- 0	0- 0		AWAY		0- 0		0- 0		0- 5	
0- 8	0- 0	0- 0		NEUTRAL		0- 0		0- 2		0- 6	
3- 9	0- 0	0- 0		CONFERENCE		0- 0		0- 0		3- 9	
1- 5	0- 0	0- 0		HOME		0- 0		0- 0		1- 5	
2- 4	0- 0	0- 0		AWAY		0- 0		0- 0		2- 4	
0- 0	0- 0	0- 0		NEUTRAL		0- 0		0- 0		0- 0	
RPI S	Opponent	Score	RPI S	Opponent	Score	RPI S	Opponent	Score	RPI S	Opponent	Score
									107 N	Tennessee	0 3
									120 N	UNCG	0 3
									151 A	North Carolina St.	0 3
									167 A	Liberty	0 3
									182 A	VCU	1 3
									194 N	Campbell	0 3
									220 N	Western Caro.	0 3
									230 A	Howard	0 3
									230 H	Howard	1 3
									242 A	UMES	0 3
									242 H	UMES	0 3
									244 A	Davidson	0 3
									250 N	William & Mary	1 3
									266 A	East Carolina	0 3
									266 N	East Carolina	0 3
									286 A	Coppin St.	3 2
									286 H	Coppin St.	2 3
									291 A	Morgan St.	0 3
									291 H	Morgan St.	1 3
									309 N	Presbyterian	0 3
									315 N	Fairleigh Dickinson	0 3
									319 A	Norfolk St.	3 2
									319 H	Norfolk St.	0 3
									322 A	Delaware St.	2 3
									322 H	Delaware St.	3 1
									230 H	Howard	1 3
									242 A	UMES	0 3
									286 A	Coppin St.	3 2
									291 A	Morgan St.	0 3
									242 H	UMES	0 3
									319 A	Norfolk St.	3 2
									230 A	Howard	0 3
									242 A	UMES	0 3

Non-Div. I Games:

Hampton

Average RPI Win: 310		WON-LOST	WINNING	LAST 10	STRENGTH OF		OPP. STRENGTH	TEAM	ADJ	CONF.	ADJ CONF.
Average RPI Loss: 257		RECORD	PCT. RANK	GAMES	SCHEDULE		OF SCHEDULE	RPI	RPI	RPI	RPI
DIV. I ONLY		4- 24	.14286	320	1- 9		314	313	324	.31887	324
DIV. I NON-CONF.		2- 8	.2	286	0- 0		332	312	329	.2991	331
TOTALS		RPI 1-25	RPI 26-50		W-L RECORDS		RPI 51-100		RPI 101-150		RPI 150+
4- 24	0- 0	0- 0		OVERALL		0- 0		0- 0		4- 24	
2- 9	0- 0	0- 0		HOME		0- 0		0- 0		2- 9	
1- 13	0- 0	0- 0		AWAY		0- 0		0- 0		1- 13	
1- 2	0- 0	0- 0		NEUTRAL		0- 0		0- 0		1- 2	
2- 8	0- 0	0- 0		NON-CONFERENCE		0- 0		0- 0		2- 8	
1- 1	0- 0	0- 0		HOME		0- 0		0- 0		1- 1	
0- 5	0- 0	0- 0		AWAY		0- 0		0- 0		0- 5	
1- 2	0- 0	0- 0		NEUTRAL		0- 0		0- 0		1- 2	
2- 16	0- 0	0- 0		CONFERENCE		0- 0		0- 0		2- 16	
1- 8	0- 0	0- 0		HOME		0- 0		0- 0		1- 8	
1- 8	0- 0	0- 0		AWAY		0- 0		0- 0		1- 8	
0- 0	0- 0	0- 0		NEUTRAL		0- 0		0- 0		0- 0	
RPI S	Opponent	Score	RPI S	Opponent	Score	RPI S	Opponent	Score	RPI S	Opponent	Score
									152 A	Lehigh	0 3
									165 A	Fairfield	0 3
									165 H	Fairfield	0 3
									188 A	Marist	0 3
									188 H	Marist	0 3
									208 A	Siena	0 3
									208 H	Siena	0 3
									254 A	Providence	0 3
									257 A	Manhattan	0 3
									257 H	Manhattan	1 3
									272 A	Niagara	0 3
									272 H	Niagara	0 3
									283 H	Fordham	1 3
									284 A	Rider	0 3
									284 H	Rider	0 3
									294 A	Canisius	0 3
									294 H	Canisius	0 3
									297 A	Iona	3 2
									297 H	Iona	2 3
									298 A	NJIT	0 3
									298 H	NJIT	3 2
									300 A	Lafayette	2 3
									300 N	Lafayette	1 3
									314 A	St. Francis Brooklyn	0 3
									315 N	Fairleigh Dickinson	0 3
									315 N	Fairleigh Dickinson	3 2
									330 A	Quinnipiac	2 3
			LAST 10 GAMES								
			294 A	Canisius	0 3	284 A	Rider	0 3			
			272 A	Niagara	0 3	208 A	Siena	0 3			
			297 H	Iona	2 3	188 A	Marist	0 3			
			330 H	Quinnipiac	3 1	257 H	Manhattan	1 3			
			165 H	Fairfield	0 3	272 H	Niagara	0 3			

Non-Div. I Games:

Saint Peter's

RPI	S	Opponent	Score	
330	H	Quinnipiac	3	1

Saint Peter's

S
a
i
n
t
P
e
t
e
r
'
s

S
a
i
n
t
P
e
t
e
r
'
s

[illegible]

Non-Div. I Games:

Southern U.

RPI	S	Opponent	Score	
333	A	Alcorn	1	3
333	H	Alcorn	3	1
333	N	Alcorn	1	3
334	N	Mississippi Val.	3	0

Southern U.

S
o
u
t
h
e
r
n
U
.

S
o
u
t
h
e
r
n
U
.

Average RPI Win: 301		WON-LOST	WINNING	LAST 10	STRENGTH OF		OPP. STRENGTH	TEAM	ADJ		CONF.	ADJ CONF.
Average RPI Loss: 251		RECORD	PCT. RANK	GAMES	SCHEDULE		OF SCHEDULE	RPI	RPI		RPI	RPI
DIV. I ONLY		4- 27	.12903 324	0- 10	324		310	327	.30361 327		28	28
DIV. I NON-CONF.		3- 16	.15789 300	0- 3	325		329	328	.29779 332		28	28
TOTALS		RPI 1-25	RPI 26-50		W-L RECORDS		RPI 51-100		RPI 101-150		RPI 150+	
4- 27		0- 0	0- 0		OVERALL		0- 0		0- 4		4- 23	
2- 9		0- 0	0- 0		HOME		0- 0		0- 2		2- 7	
1- 13		0- 0	0- 0		AWAY		0- 0		0- 2		1- 11	
1- 5		0- 0	0- 0		NEUTRAL		0- 0		0- 0		1- 5	
3- 16		0- 0	0- 0		NON-CONFERENCE		0- 0		0- 0		3- 16	
2- 3		0- 0	0- 0		HOME		0- 0		0- 0		2- 3	
0- 8		0- 0	0- 0		AWAY		0- 0		0- 0		0- 8	
1- 5		0- 0	0- 0		NEUTRAL		0- 0		0- 0		1- 5	
1- 11		0- 0	0- 0		CONFERENCE		0- 0		0- 4		1- 7	
0- 6		0- 0	0- 0		HOME		0- 0		0- 2		0- 4	
1- 5		0- 0	0- 0		AWAY		0- 0		0- 2		1- 3	
0- 0		0- 0	0- 0		NEUTRAL		0- 0		0- 0		0- 0	
RPI S	Opponent	Score	RPI S	Opponent	Score	RPI S	Opponent	Score	RPI S	Opponent	Score	
									135 A	Albany (NY)	0	3
									135 H	Albany (NY)	0	3
									143 A	New Hampshire	0	3
									143 H	New Hampshire	0	3
									221 H	Bryant	3	0
									231 H	San Jose St.	0	3
									240 A	Stony Brook	0	3
									240 H	Stony Brook	0	3
									242 A	UMES	1	3
									242 A	UMES	0	3
									243 A	UMBC	0	3
									243 H	UMBC	1	3
									253 A	Sacred Heart	0	3
									257 N	Manhattan	1	3
									267 A	Binghamton	2	3
									267 H	Binghamton	0	3
									270 A	Northeastern	2	3
									274 N	Weber St.	0	3
									275 A	Bradley	0	3
									279 A	Grand Canyon	2	3
									279 A	Grand Canyon	0	3
									284 N	Rider	1	3
									284 N	Rider	1	3
									292 A	UAB	1	3
									295 N	Jacksonville St.	0	3
									312 H	Holy Cross	0	3
									318 A	Hartford	3	2
LAST 10 GAMES												
					279 A	Grand Canyon	0	3	143 H	New Hampshire	0	3
					279 A	Grand Canyon	2	3	243 A	UMBC	0	3
					267 H	Binghamton	0	3	240 A	Stony Brook	0	3
					135 H	Albany (NY)	0	3	330 H	Quinnipiac	2	3
					318 H	Hartford	0	3	135 A	Albany (NY)	0	3

Non-Div. I Games:

UMass Lowell

RPI	S	Opponent	Score	
318	H	Hartford	0	3
330	H	Quinnipiac	2	3
330	H	Quinnipiac	3	2
334	N	Mississippi Val.	3	0

UMass Lowell

U
M
a
s
s
L
o
w
e
l
l

U
M
a
s
s
L
o
w
e
l
l

Average RPI Win: 317		WON-LOST	WINNING	LAST 10	STRENGTH OF		OPP. STRENGTH	TEAM	ADJ	CONF.	ADJ CONF.
Average RPI Loss: 251		RECORD	PCT. RANK	GAMES	SCHEDULE		OF SCHEDULE	RPI	RPI	RPI	RPI
DIV. I ONLY		5- 24	.17241	317	2- 8		327	314	328	.30161	328
DIV. I NON-CONF.		0- 17	0	319	0- 3		305	274	332	.30093	330
TOTALS		RPI 1-25	RPI 26-50		W-L RECORDS		RPI 51-100		RPI 101-150		RPI 150+
5- 24		0- 0	0- 0		OVERALL		0- 1		0- 0		5- 23
3- 6		0- 0	0- 0		HOME		0- 0		0- 0		3- 6
1- 11		0- 0	0- 0		AWAY		0- 1		0- 0		1- 10
1- 7		0- 0	0- 0		NEUTRAL		0- 0		0- 0		1- 7
0- 17		0- 0	0- 0		NON-CONFERENCE		0- 1		0- 0		0- 16
0- 4		0- 0	0- 0		HOME		0- 0		0- 0		0- 4
0- 6		0- 0	0- 0		AWAY		0- 1		0- 0		0- 5
0- 7		0- 0	0- 0		NEUTRAL		0- 0		0- 0		0- 7
5- 7		0- 0	0- 0		CONFERENCE		0- 0		0- 0		5- 7
3- 2		0- 0	0- 0		HOME		0- 0		0- 0		3- 2
1- 5		0- 0	0- 0		AWAY		0- 0		0- 0		1- 5
1- 0		0- 0	0- 0		NEUTRAL		0- 0		0- 0		1- 0
RPI S	Opponent	Score	RPI S	Opponent	Score	RPI S	Opponent	Score	RPI S	Opponent	Score
						74 A	James Madison	0 3	151 N	North Carolina St.	0 3
									164 A	South Carolina	0 3
									169 N	Wake Forest	2 3
									194 A	Campbell	0 3
									222 N	Georgetown	0 3
									236 A	Winthrop	0 3
									236 H	Winthrop	0 3
									242 A	UMES	0 3
									246 N	Southeastern La.	0 3
									255 A	Bethune-Cookman	0 3
									255 H	Bethune-Cookman	1 3
									257 N	Manhattan	0 3
									262 A	Elon	0 3
									266 H	East Carolina	0 3
									285 A	Florida A&M	0 3
									285 H	Florida A&M	3 1
									293 H	Alabama St.	1 3
									306 N	Charleston So.	0 3
									307 N	Loyola Maryland	2 3
									311 A	Gardner-Webb	1 3
									311 H	Gardner-Webb	0 3
									319 N	Norfolk St.	3 2
									320 A	N.C. A&T	1 3
									320 H	N.C. A&T	3 0
									329 A	South Carolina St.	0 3
									329 H	South Carolina St.	0 3
									331 A	Savannah St.	3 0
LAST 10 GAMES											
			236 A	Winthrop	0 3	320 A	N.C. A&T	1 3			
			255 H	Bethune-Cookman	1 3	194 A	Campbell	0 3			
			285 H	Florida A&M	3 1	311 H	Gardner-Webb	0 3			
			331 A	Savannah St.	3 0	255 A	Bethune-Cookman	0 3			
			329 A	South Carolina St.	0 3	285 A	Florida A&M	0 3			

Non-Div. I Games:

N.C. Central

RPI	S	Opponent	Score	
331	H	Savannah St.	3	0

N.C. Central

N
.
C
.
C
e
n
t
r
a
l

N
.
C
.
C
e
n
t
r
a
l

Average RPI Win: 330		WON-LOST RECORD		WINNING PCT. RANK		LAST 10 GAMES		STRENGTH OF SCHEDULE		OPP. STRENGTH OF SCHEDULE		TEAM RPI		ADJ RPI		CONF. RPI		ADJ CONF. RPI	
Average RPI Loss: 268																			
DIV. I ONLY		4- 19		.17391 316		2- 8		329		326		330		.29253 329		31		31	
DIV. I NON-CONF.		0- 12		0 319		0- 4		301		322		333		.29228 333		31		31	
TOTALS		RPI 1-25		RPI 26-50		W-L RECORDS		RPI 51-100		RPI 101-150		RPI 150+							
4- 19		0- 0		0- 0		OVERALL		0- 0		0- 0		4- 19							
2- 6		0- 0		0- 0		HOME		0- 0		0- 0		2- 6							
2- 8		0- 0		0- 0		AWAY		0- 0		0- 0		2- 8							
0- 5		0- 0		0- 0		NEUTRAL		0- 0		0- 0		0- 5							
0- 12		0- 0		0- 0		NON-CONFERENCE		0- 0		0- 0		0- 12							
0- 3		0- 0		0- 0		HOME		0- 0		0- 0		0- 3							
0- 5		0- 0		0- 0		AWAY		0- 0		0- 0		0- 5							
0- 4		0- 0		0- 0		NEUTRAL		0- 0		0- 0		0- 4							
4- 7		0- 0		0- 0		CONFERENCE		0- 0		0- 0		4- 7							
2- 3		0- 0		0- 0		HOME		0- 0		0- 0		2- 3							
2- 3		0- 0		0- 0		AWAY		0- 0		0- 0		2- 3							
0- 1		0- 0		0- 0		NEUTRAL		0- 0		0- 0		0- 1							
RPI S	Opponent	Score		RPI S	Opponent	Score		RPI S	Opponent	Score		RPI S	Opponent	Score					
												181 A	High Point	0		3			
												214 H	USC Upstate	1		3			
												215 H	Wofford	1		3			
												230 N	Howard	0		3			
												241 A	UNC Asheville	1		3			
												245 A	Mercer	0		3			
												248 N	New Orleans	0		3			
												255 A	Bethune-Cookman	1		3			
												255 H	Bethune-Cookman	0		3			
												268 N	Georgia St.	0		3			
												285 A	Florida A&M	1		3			
												285 H	Florida A&M	0		3			
												293 H	Alabama St.	0		3			
												305 N	Citadel	1		3			
												306 A	Charleston So.	1		3			
												307 N	Loyola Maryland	1		3			
												311 A	Gardner-Webb	0		3			
												320 A	N.C. A&T	0		3			
												320 H	N.C. A&T	1		3			
												328 A	N.C. Central	3		0			
												328 H	N.C. Central	3		0			
												331 A	Savannah St.	3		0			
												331 H	Savannah St.	3		0			
LAST 10 GAMES																			
												230 N	Howard	0		3			
												285 A	Florida A&M	1		3			
												293 H	Alabama St.	0		3			
												311 A	Gardner-Webb	0		3			
												215 H	Wofford	1		3			
												306 A	Charleston So.	1		3			

Non-Div. I Games:

South Carolina St.

Average RPI Win:	321	WON-LOST	WINNING	LAST 10	STRENGTH OF	OPP. STRENGTH	TEAM	ADJ	CONF.	ADJ CONF.		
Average RPI Loss:	267	RECORD	PCT. RANK	GAMES	SCHEDULE	OF SCHEDULE	RPI	RPI	RPI	RPI		
DIV. I ONLY		3- 28	.09677	328	1- 9	322	321	329	.28026	330	30	30
DIV. I NON-CONF.		2- 10	.16667	297	1- 1	333	334	334	.25612	334	30	30
<hr/>												
TOTALS	RPI 1-25	RPI 26-50		W-L RECORDS		RPI 51-100		RPI 101-150		RPI 150+		
3- 28	0- 0	0- 0		OVERALL		0- 0		0- 0		3- 28		
1- 10	0- 0	0- 0		HOME		0- 0		0- 0		1- 10		
1- 13	0- 0	0- 0		AWAY		0- 0		0- 0		1- 13		
1- 5	0- 0	0- 0		NEUTRAL		0- 0		0- 0		1- 5		
2- 10	0- 0	0- 0		NON-CONFERENCE		0- 0		0- 0		2- 10		
0- 2	0- 0	0- 0		HOME		0- 0		0- 0		0- 2		
1- 4	0- 0	0- 0		AWAY		0- 0		0- 0		1- 4		
1- 4	0- 0	0- 0		NEUTRAL		0- 0		0- 0		1- 4		
1- 18	0- 0	0- 0		CONFERENCE		0- 0		0- 0		1- 18		
1- 8	0- 0	0- 0		HOME		0- 0		0- 0		1- 8		
0- 9	0- 0	0- 0		AWAY		0- 0		0- 0		0- 9		
0- 1	0- 0	0- 0		NEUTRAL		0- 0		0- 0		0- 1		
<hr/>												
RPI	S	Opponent	Score	RPI	S	Opponent	Score	RPI	S	Opponent	Score	
			</									

Non-Div. I Games:

Quinnipiac

RPI	S	Opponent	Score	
324	A	Saint Peter's	1	3
324	H	Saint Peter's	3	2
327	A	UMass Lowell	3	2
327	A	UMass Lowell	2	3

Quinnipiac

Q
u
i
n
n
i
p
i
a
c

Q
u
i
n
n
i
p
i
a
c

Average RPI Win:		0	WON-LOST		WINNING		LAST 10		STRENGTH OF		OPP. STRENGTH		TEAM		ADJ		CONF.		ADJ CONF.				
Average RPI Loss:		240	RECORD		PCT. RANK		GAMES		SCHEDULE		OF SCHEDULE		RPI		RPI		RPI		RPI				
DIV. I ONLY			0- 31		0	333	0- 10		317		309		332		.27027		331	31	31				
DIV. I NON-CONF.			0- 21		0	319	0- 4		220		260		321		.33214		323	31	31				
TOTALS		RPI 1-25		RPI 26-50		W-L RECORDS		RPI 51-100		RPI 101-150		RPI 150+											
0- 31		0- 1		0- 1		OVERALL		0- 1		0- 4		0- 24											
0- 11		0- 0		0- 0		HOME		0- 0		0- 1		0- 10											
0- 12		0- 0		0- 1		AWAY		0- 0		0- 2		0- 9											
0- 8		0- 1		0- 0		NEUTRAL		0- 1		0- 1		0- 5											
0- 21		0- 1		0- 1		NON-CONFERENCE		0- 1		0- 4		0- 14											
0- 6		0- 0		0- 0		HOME		0- 0		0- 1		0- 5											
0- 7		0- 0		0- 1		AWAY		0- 0		0- 2		0- 4											
0- 8		0- 1		0- 0		NEUTRAL		0- 1		0- 1		0- 5											
0- 10		0- 0		0- 0		CONFERENCE		0- 0		0- 0		0- 10											
0- 5		0- 0		0- 0		HOME		0- 0		0- 0		0- 5											
0- 5		0- 0		0- 0		AWAY		0- 0		0- 0		0- 5											
0- 0		0- 0		0- 0		NEUTRAL		0- 0		0- 0		0- 0											
RPI	S	Opponent		Score		RPI	S	Opponent		Score		RPI	S	Opponent		Score		RPI	S	Opponent		Score	
1	N	Texas		0	3	41	A	Arizona		0	3	64	N	New Mexico St.		0	3	101	A	Kennesaw St.		0	3
												113 N Loyola Chicago						0	3				
												123 A Valparaiso						0	3				
												138 H North Florida						0	3				
												154 N FIU						0	3				
												223 A Ga. Southern						0	3				
												245 H Mercer						0	3				
												255 A Bethune-Cookman						0	3				
												255 H Bethune-Cookman						0	3				
												262 N Elon						0	3				
												266 H East Carolina						0	3				
												273 N Austin Peay						0	3				
												285 A Florida A&M						0	3				
												285 H Florida A&M						0	3				
												292 A UAB						0	3				
												293 H Alabama St.						0	3				
												293 N Alabama St.						0	3				
295 N Jacksonville St.						0	3																
305 A Citadel						1	3																
305 H Citadel						0	3																
306 A Charleston So.						0	3																
306 H Charleston So.						0	3																
320 A N.C. A&T						0	3																
320 H N.C. A&T						0	3																
328 A N.C. Central						0	3																
328 H N.C. Central						0	3																
329 A South Carolina St.						0	3																
329 A South Carolina St.						0	3																
245 H Mercer						0	3																
138 H North Florida						0	3																
293 H Alabama St.						0	3																
305 A Citadel						1	3																
245 H Mercer						0	3																
329 A South Carolina St.						0	3																
138 H North Florida						0	3																
329 H South Carolina St.						0	3																
328 H N.C. Central						0	3																
285 A Florida A&M						0	3																
255 A Bethune-Cookman						0	3																

Non-Div. I Games:

Savannah St.

S
a
v
a
n
n
a
h
s
t
.

S
a
v
a
n
n
a
h
s
t
.

Savannah St.

Average RPI Win: Average RPI Loss:	334 265	WON-LOST RECORD	WINNING PCT. RANK	LAST 10 GAMES		STRENGTH OF SCHEDULE	OPP. STRENGTH OF SCHEDULE	TEAM RPI	ADJ RPI	CONF. RPI	ADJ CONF. RPI
DIV. I ONLY		4- 24	.14286 320	0- 9		328	332	333	.26684 332	32	32
DIV. I NON-CONF.		0- 11	0 319	0- 3		150	281	316	.36222 314	32	32
TOTALS	RPI 1-25		RPI 26-50	W-L RECORDS		RPI 51-100			RPI 101-150		RPI 150+
4- 24	0- 0		0- 0	OVERALL		0- 1			0- 1		4- 22
1- 5	0- 0		0- 0	HOME		0- 0			0- 0		1- 5
2- 11	0- 0		0- 0	AWAY		0- 0			0- 1		2- 10
1- 8	0- 0		0- 0	NEUTRAL		0- 1			0- 0		1- 7
0- 11	0- 0		0- 0	NON-CONFERENCE		0- 1			0- 1		0- 9
0- 0	0- 0		0- 0	HOME		0- 0			0- 0		0- 0
0- 6	0- 0		0- 0	AWAY		0- 0			0- 1		0- 5
0- 5	0- 0		0- 0	NEUTRAL		0- 1			0- 0		0- 4
4- 13	0- 0		0- 0	CONFERENCE		0- 0			0- 0		4- 13
1- 5	0- 0		0- 0	HOME		0- 0			0- 0		1- 5
2- 5	0- 0		0- 0	AWAY		0- 0			0- 0		2- 5
1- 3	0- 0		0- 0	NEUTRAL		0- 0			0- 0		1- 3
RPI S Opponent	Score		RPI S Opponent	Score		RPI S Opponent	Score		RPI S Opponent	Score	
						68 N A&M-Corpus Christi	0 3		121 A Texas-Arlington	0 3	
									166 A Stephen F. Austin	0 3	
									194 N Campbell	0 3	
									210 N DePaul	0 3	
									219 N Radford	0 3	
									238 N Tennessee St.	0 3	
									247 A Louisiana Tech	0 3	
									248 A New Orleans	0 3	
									249 A La.-Monroe	0 3	
									268 A Georgia St.	0 3	
									293 N Alabama St.	0 3	
									302 A Texas Southern	0 3	
									302 H Texas Southern	0 3	
									310 A Jackson St.	0 3	
									316 N Alabama A&M	0 3	
									321 A Prairie View	0 3	
									321 H Prairie View	0 3	
									325 A Southern U.	0 3	
									325 H Southern U.	2 3	
									326 A Ark.-Pine Bluff	1 3	
									326 H Ark.-Pine Bluff	1 3	
				LAST 10 GAMES					333 A Alcorn	3 2	
				326 A Ark.-Pine Bluff	1 3	247 A Louisiana Tech	0 3	333 H Alcorn	0 3		
				302 H Texas Southern	0 3	321 H Prairie View	0 3	333 N Alcorn	2 3		
				325 A Southern U.	0 3	249 A La.-Monroe	0 3	334 A Mississippi Val.	3 2		
				326 H Ark.-Pine Bluff	1 3	333 N Alcorn	2 3	334 H Mississippi Val.	3 0		
				166 A Stephen F. Austin	0 3	334 N Mississippi Val.	3 0	334 N Mississippi Val.	3 0		
Non-Div. I Games:	Tougaloo	3 2	Jarvis Christian	3 0		Texas Col.	3 1		Tougaloo	3 1	
	Texas Col.	3 0	Jarvis Christian	3 2		Southern Ark.	0 3		Grambling		

Average RPI Win:	330	WON-LOST RECORD	WINNING PCT. RANK	LAST 10 GAMES	STRENGTH OF SCHEDULE	OPP. STRENGTH OF SCHEDULE	TEAM RPI	ADJ RPI	CONF. RPI	ADJ CONF. RPI				
Average RPI Loss:	291													
DIV. I ONLY		6- 20	.23077 296	3- 7	334	334	331	.26129 333	32	32				
DIV. I NON-CONF.		0- 6	0 319	0- 0	283	285	326	.30669 328	32	32				
<hr/>														
TOTALS	RPI 1-25	RPI 26-50		W-L RECORDS		RPI 51-100		RPI 101-150		RPI 150+				
6- 20	0- 0	0- 0		OVERALL		0- 0		0- 0		6- 20				
2- 5	0- 0	0- 0		HOME		0- 0		0- 0		2- 5				
2- 4	0- 0	0- 0		AWAY		0- 0		0- 0		2- 4				
2- 11	0- 0	0- 0		NEUTRAL		0- 0		0- 0		2- 11				
<hr/>														
0- 6	0- 0	0- 0		NON-CONFERENCE		0- 0		0- 0		0- 6				
0- 0	0- 0	0- 0		HOME		0- 0		0- 0		0- 0				
0- 1	0- 0	0- 0		AWAY		0- 0		0- 0		0- 1				
0- 5	0- 0	0- 0		NEUTRAL		0- 0		0- 0		0- 5				
<hr/>														
6- 14	0- 0	0- 0		CONFERENCE		0- 0		0- 0		6- 14				
2- 5	0- 0	0- 0		HOME		0- 0		0- 0		2- 5				
2- 3	0- 0	0- 0		AWAY		0- 0		0- 0		2- 3				
2- 6	0- 0	0- 0		NEUTRAL		0- 0		0- 0		2- 6				
<hr/>														
RPI S	Opponent	Score	RPI S	Opponent	Score	RPI S	Opponent	Score	RPI S	Opponent	Score			
						183 A Houston Baptist					0	3		
						215 N Wofford					0	3		
						247 N Louisiana Tech					0	3		
						249 N La.-Monroe					0	3		
						251 N UTRGV					0	3		
						293 A Alabama St.					0	3		
						293 H Alabama St.					0	3		
						295 N Jacksonville St.					0	3		
						302 N Texas Southern					0	3		
						302 N Texas Southern					0	3		
						310 A Jackson St.					0	3		
						310 H Jackson St.					0	3		
						316 H Alabama A&M					1	3		
						316 H Alabama A&M					1	3		
						316 N Alabama A&M					1	3		
						321 N Prairie View					1	3		
						321 N Prairie View					2	3		
						325 A Southern U.					1	3		
						325 H Southern U.					3	1		
						325 N Southern U.					3	1		
						326 N Ark.-Pine Bluff					0	3		
						332 A Grambling					3	0		
						332 H Grambling					2	3		
						332 N Grambling					3	2		
						334 A Mississippi Val.					3	0		
						334 H Mississippi Val.					3	2		
<hr/>														
LAST 10 GAMES			325 H Southern U.			3	1	332 H Grambling			2	3		
321 N Prairie View			2	3	310 H Jackson St.			0	3	332 N Grambling			3	2
302 N Texas Southern			0	3	334 H Mississippi Val.			3	2	334 A Mississippi Val.			3	0
293 H Alabama St.			0	3	316 H Alabama A&M			1	3	334 H Mississippi Val.			3	2
310 A Jackson St.			0	3	316 H Alabama A&M			1	3					
334 A Mississippi Val.			3	0	316 H Alabama A&M			1	3					
<hr/>														
Non-Div. I Games:	Stillman	3	0	Concordia (AL)	3	0	Southern-N.O.	2	3	Tougaloo	3	0		
	Loyola (LA)	3	2	Tougaloo	3	2	Mississippi Col.	3	1	Loyola (LA)	Alcorn	0	3	

Non-Div. I Games:

Ark.-Monticello

0

3

Alcorn

A
l
c
o
r
n

A
l
c
o
r
n

Average RPI Win:	326	WON-LOST RECORD	WINNING PCT. RANK	LAST 10 GAMES	STRENGTH OF SCHEDULE	OPP. STRENGTH OF SCHEDULE	TEAM RPI	ADJ RPI	CONF. RPI	ADJ CONF. RPI	
Average RPI Loss:	283										
DIV. I ONLY		1- 24	.04 331	0- 7	331	333	334	.20336 334	32	32	
DIV. I NON-CONF.		0- 8	0 319	0- 1	230	295	324	.31692 324	32	32	
<hr/>											
TOTALS	RPI 1-25	RPI 26-50		W-L RECORDS	RPI 51-100		RPI 101-150		RPI 150+		
1- 24	0- 0	0- 0		OVERALL	0- 2		0- 1		1- 21		
0- 6	0- 0	0- 0		HOME	0- 0		0- 0		0- 6		
0- 9	0- 0	0- 0		AWAY	0- 0		0- 1		0- 8		
1- 9	0- 0	0- 0		NEUTRAL	0- 2		0- 0		1- 7		
0- 8	0- 0	0- 0		NON-CONFERENCE	0- 2		0- 1		0- 5		
0- 0	0- 0	0- 0		HOME	0- 0		0- 0		0- 0		
0- 3	0- 0	0- 0		AWAY	0- 0		0- 1		0- 2		
0- 5	0- 0	0- 0		NEUTRAL	0- 2		0- 0		0- 3		
1- 16	0- 0	0- 0		CONFERENCE	0- 0		0- 0		1- 16		
0- 6	0- 0	0- 0		HOME	0- 0		0- 0		0- 6		
0- 6	0- 0	0- 0		AWAY	0- 0		0- 0		0- 6		
1- 4	0- 0	0- 0		NEUTRAL	0- 0		0- 0		1- 4		
RPI S	Opponent	Score	RPI S	Opponent	Score	RPI S	Opponent	Score	RPI S	Opponent	Score
						78 N	Chattanooga	0 3	142 A	Mississippi St.	0 3
						89 N	Ole Miss	0 3	213 N	Stetson	0 3
									248 A	New Orleans	0 3
									292 A	UAB	0 3
									293 A	Alabama St.	0 3
									293 H	Alabama St.	0 3
									295 N	Jacksonville St.	0 3
									302 N	Texas Southern	1 3
									310 A	Jackson St.	0 3
									310 H	Jackson St.	1 3
									316 A	Alabama A&M	0 3
									316 H	Alabama A&M	2 3
									321 N	Prairie View	1 3
									325 N	Southern U.	0 3
									326 A	Ark.-Pine Bluff	0 3
									326 H	Ark.-Pine Bluff	0 3
									326 N	Ark.-Pine Bluff	3 0
									327 N	UMass Lowell	0 3
									332 A	Grambling	0 3
									332 H	Grambling	2 3
									332 N	Grambling	0 3
									333 A	Alcorn	2 3
									333 H	Alcorn	0 3
<hr/>											
LAST 10 GAMES											

Non-Div. I Games:	Faulkner	1 3	Tougaloo	3 2	Tougaloo	3 0	Xavier (LA)	0 3
	Mobile	0 3	Ark.-Monticello	1 3	Loyola (LA)	2 3	Ark.-Monticello	0 3