

Average RPI Win: 47		WON-LOST	WINNING		LAST 10	STRENGTH OF		OPP. STRENGTH	TEAM	ADJ	CONF.	ADJ CONF.
Average RPI Loss: 0		RECORD	PCT. RANK		GAMES	SCHEDULE		OF SCHEDULE	RPI	RPI	RPI	RPI
DIV. I ONLY		22-0	1	1	10-0	4		1	1	.77719	1	1
DIV. I NON-CONF.		10-0	1	1	0-0	10		2	2	.75527	2	1
TOTALS		RPI 1-25	RPI 26-50		W-L RECORDS	RPI 51-100		RPI 101-150		RPI 150+		
22-0	11-0		6-0		OVERALL	3-0		0-0		2-0		
11-0	6-0		2-0		HOME	2-0		0-0		1-0		
9-0	5-0		3-0		AWAY	1-0		0-0		0-0		
2-0	0-0		1-0		NEUTRAL	0-0		0-0		1-0		
10-0	5-0		3-0		NON-CONFERENCE	0-0		0-0		2-0		
5-0	3-0		1-0		HOME	0-0		0-0		1-0		
3-0	2-0		1-0		AWAY	0-0		0-0		0-0		
2-0	0-0		1-0		NEUTRAL	0-0		0-0		1-0		
12-0	6-0		3-0		CONFERENCE	3-0		0-0		0-0		
6-0	3-0		1-0		HOME	2-0		0-0		0-0		
6-0	3-0		2-0		AWAY	1-0		0-0		0-0		
0-0	0-0		0-0		NEUTRAL	0-0		0-0		0-0		
RPI S	Opponent	Score	RPI S	Opponent	Score	RPI S	Opponent	Score	RPI S	Opponent	Score	
7 A	Oregon	3 0	32 A	Arizona St.	3 1	59 A	Utah	3 1	187 H	Penn	3 0	
7 H	Oregon	3 1	34 A	San Diego	3 1	93 H	Washington St.	3 0	226 N	Eastern Wash.	3 0	
8 H	Penn St.	3 2	35 A	Oregon St.	3 1	100 H	California	3 0				
9 H	Illinois	3 2	35 H	Oregon St.	3 0							
12 H	Southern California	3 1	36 N	CSUN	3 0							
14 H	UCLA	3 1	37 H	Santa Clara	3 0							
16 A	Nebraska	3 0										
18 A	Arizona	3 1										
20 H	Duke	3 1										
23 A	Iowa St.	3 0										
24 A	Colorado	3 2										
			LAST 10 GAMES									
			7 A	Oregon	3 0	24 A	Colorado	3 2				
			35 A	Oregon St.	3 1	32 A	Arizona St.	3 1				
			12 H	Southern California	3 1	18 A	Arizona	3 1				
			14 H	UCLA	3 1	35 H	Oregon St.	3 0				
			59 A	Utah	3 1	7 H	Oregon	3 1				

Non-Div. I Games:

Stanford

Average RPI Win:		73	WON-LOST		WINNING		LAST 10		STRENGTH OF		OPP. STRENGTH		TEAM		ADJ		CONF.		ADJ CONF.				
Average RPI Loss:		0	RECORD		PCT. RANK		GAMES		SCHEDULE		OF SCHEDULE		RPI		RPI		RPI		RPI				
DIV. I ONLY			23- 0		1 1		10- 0		7		19		2		.75094		2		4				
DIV. I NON-CONF.			12- 0		1 1		1- 0		5		8		1		.76517		1		4				
TOTALS		RPI 1-25		RPI 26-50		W-L RECORDS		RPI 51-100		RPI 101-150		RPI 150+											
23- 0		8- 0		1- 0		OVERALL		7- 0		4- 0		3- 0											
10- 0		3- 0		0- 0		HOME		2- 0		3- 0		2- 0											
12- 0		4- 0		1- 0		AWAY		5- 0		1- 0		1- 0											
1- 0		1- 0		0- 0		NEUTRAL		0- 0		0- 0		0- 0											
12- 0		7- 0		0- 0		NON-CONFERENCE		1- 0		3- 0		1- 0											
6- 0		2- 0		0- 0		HOME		0- 0		3- 0		1- 0											
5- 0		4- 0		0- 0		AWAY		1- 0		0- 0		0- 0											
1- 0		1- 0		0- 0		NEUTRAL		0- 0		0- 0		0- 0											
11- 0		1- 0		1- 0		CONFERENCE		6- 0		1- 0		2- 0											
4- 0		1- 0		0- 0		HOME		2- 0		0- 0		1- 0											
7- 0		0- 0		1- 0		AWAY		4- 0		1- 0		1- 0											
0- 0		0- 0		0- 0		NEUTRAL		0- 0		0- 0		0- 0											
RPI	S	Opponent		Score		RPI	S	Opponent		Score		RPI	S	Opponent		Score							
6	H	North Carolina		3	0	39	A	Miami (FL)		3	2	52	A	Pittsburgh		3	2	101	H	Auburn	3	2	
10	H	Florida		3	2							58	A	Louisville		3	1	115	A	Georgia Tech	3	0	
16	A	Nebraska		3	1							61	H	Virginia Tech		3	1	130	H	Central Ark.	3	0	
17	A	Texas A&M		3	0							76	A	Clemson		3	2	132	H	Samford	3	0	
17	A	Texas A&M		3	1							87	A	North Carolina St.		3	1	152	A	Wake Forest	3	1	
21	N	Marquette		3	2							87	H	North Carolina St.		3	0	175	H	Notre Dame	3	0	
23	A	Iowa St.		3	0							96	A	American		3	2	184	H	Florida A&M	3	0	
25	H	LSU		3	1																		
LAST 10 GAMES																							
						76	A	Clemson		3	2	184	H	Florida A&M		3	0						
						87	A	North Carolina St.		3	1	87	H	North Carolina St.		3	0						
						152	A	Wake Forest		3	1	58	A	Louisville		3	1						
						52	A	Pittsburgh		3	2	39	A	Miami (FL)		3	2						
						61	H	Virginia Tech		3	1	115	A	Georgia Tech		3	0						

Non-Div. I Games:

Florida St.

**T
e
x
a
s**

Texas

Average RPI Win:	80	WON-LOST RECORD	WINNING PCT. RANK		LAST 10 GAMES	STRENGTH OF SCHEDULE	OPP. STRENGTH OF SCHEDULE	TEAM RPI	ADJ RPI	CONF. RPI	ADJ CONF. RPI				
DIV. I ONLY		23- 0	1	1	10- 0	24	8	4	.73214	4	1	1			
DIV. I NON-CONF.		11- 0	1	1	0- 0	64	58	9	.67987	10	1	1			
<hr/>															
TOTALS	RPI 1-25	RPI 26-50		W-L RECORDS		RPI 51-100		RPI 101-150		RPI 150+					
23- 0	8- 0	3- 0		OVERALL		5- 0		3- 0		4- 0					
10- 0	4- 0	0- 0		HOME		3- 0		2- 0		1- 0					
9- 0	4- 0	3- 0		AWAY		1- 0		1- 0		0- 0					
4- 0	0- 0	0- 0		NEUTRAL		1- 0		0- 0		3- 0					
<hr/>															
11- 0	1- 0	1- 0		NON-CONFERENCE		2- 0		3- 0		4- 0					
5- 0	1- 0	0- 0		HOME		1- 0		2- 0		1- 0					
2- 0	0- 0	1- 0		AWAY		0- 0		1- 0		0- 0					
4- 0	0- 0	0- 0		NEUTRAL		1- 0		0- 0		3- 0					
<hr/>															
12- 0	7- 0	2- 0		CONFERENCE		3- 0		0- 0		0- 0					
5- 0	3- 0	0- 0		HOME		2- 0		0- 0		0- 0					
7- 0	4- 0	2- 0		AWAY		1- 0		0- 0		0- 0					
0- 0	0- 0	0- 0		NEUTRAL		0- 0		0- 0		0- 0					
<hr/>															
RPI S	Opponent	Score		RPI S	Opponent	Score		RPI S	Opponent	Score		RPI S	Opponent	Score	
5 H	Wisconsin	3	2	28 A	BYU	3	2	57 H	UNLV	3	0	131 A	Boise St.	3	0
7 A	Oregon	3	1	32 A	Arizona St.	3	0	59 H	Utah	3	0	142 H	UC Davis	3	0
12 A	Southern California	3	0	35 A	Oregon St.	3	1	78 N	Gonzaga	3	2	145 H	Maryland	3	0
12 H	Southern California	3	0					93 H	Washington St.	3	0	162 H	Seattle	3	0
14 A	UCLA	3	0					100 A	California	3	2	208 N	Portland St.	3	0
14 H	UCLA	3	2									213 N	Utah Valley	3	0
18 A	Arizona	3	1									254 N	UMBC	3	0
24 H	Colorado	3	0												
				LAST 10 GAMES											
				14 A UCLA				3	0	32 A Arizona St.				3	0
				12 A Southern California				3	0	7 A Oregon				3	1
				24 H Colorado				3	0	35 A Oregon St.				3	1
				59 H Utah				3	0	14 H UCLA				3	2
				18 A Arizona				3	1	12 H Southern California				3	0

Non-Div. I Games:

Washington

Average RPI Win:	77	WON-LOST RECORD		WINNING PCT. RANK		LAST 10 GAMES		STRENGTH OF SCHEDULE		OPP. STRENGTH OF SCHEDULE		TEAM RPI		ADJ RPI		CONF. RPI		ADJ CONF. RPI									
Average RPI Loss:	6																										
DIV. I ONLY		20- 2		.90909	6	10- 0		10		12		5		.71734	5	3		3									
DIV. I NON-CONF.		9- 1		.9	23	0- 0		13		13		4		.70807	4	2		2									
<hr/>																											
TOTALS		RPI 1-25		RPI 26-50		W-L RECORDS		RPI 51-100		RPI 101-150		RPI 150+															
20- 2		5- 2		4- 0		OVERALL		4- 0		4- 0		3- 0															
9- 1		2- 1		2- 0		HOME		1- 0		3- 0		1- 0															
7- 1		2- 1		2- 0		AWAY		2- 0		1- 0		0- 0															
4- 0		1- 0		0- 0		NEUTRAL		1- 0		0- 0		2- 0															
9- 1		2- 1		1- 0		NON-CONFERENCE		2- 0		2- 0		2- 0															
3- 0		0- 0		1- 0		HOME		1- 0		1- 0		0- 0															
2- 1		1- 1		0- 0		AWAY		0- 0		1- 0		0- 0															
4- 0		1- 0		0- 0		NEUTRAL		1- 0		0- 0		2- 0															
11- 1		3- 1		3- 0		CONFERENCE		2- 0		2- 0		1- 0															
6- 1		2- 1		1- 0		HOME		0- 0		2- 0		1- 0															
5- 0		1- 0		2- 0		AWAY		2- 0		0- 0		0- 0															
0- 0		0- 0		0- 0		NEUTRAL		0- 0		0- 0		0- 0															
RPI	S	Opponent		Score		RPI	S	Opponent		Score		RPI	S	Opponent		Score		RPI	S	Opponent		Score					
4	A	Washington		2	3	33	A	Purdue		3	0	54	A	Northwestern		3	0	102	A	Northern Colo.		3	1				
8	H	Penn St.		0	3	39	H	Miami (FL)		3	0	58	N	Louisville		3	0	105	H	Iowa		3	0				
9	A	Illinois		3	1	50	A	Minnesota		3	0	79	H	Missouri St.		3	1	119	H	Ball St.		3	0				
12	N	Southern California		3	1	50	H	Minnesota		3	0	89	A	Indiana		3	0	145	H	Maryland		3	0				
13	A	Colorado St.		3	0													175	N	Notre Dame		3	0				
16	H	Nebraska		3	0													178	H	Rutgers		3	0				
22	H	Ohio St.		3	0													184	N	Florida A&M		3	1				
<hr/>																											
						LAST 10 GAMES																					
						89 A Indiana						3	0	50 A Minnesota						3	0						
						33 A Purdue						3	0	145 H Maryland						3	0						
						16 H Nebraska						3	0	178 H Rutgers						3	0						
						105 H Iowa						3	0	9 A Illinois						3	1						
						50 H Minnesota						3	0	54 A Northwestern						3	0						

Non-Div. I Games:

Wisconsin

Average RPI Win:		80	WON-LOST		WINNING		LAST 10		STRENGTH OF		OPP. STRENGTH		TEAM		ADJ		CONF.		ADJ CONF.				
Average RPI Loss:		6	RECORD		PCT. RANK		GAMES		SCHEDULE		OF SCHEDULE		RPI		RPI		RPI		RPI				
DIV. I ONLY			18- 2		.9 7		9- 1		13		16		6		.70898 6		4		4				
DIV. I NON-CONF.			9- 1		.9 23		0- 0		24		6		8		.6978 6		4		4				
TOTALS		RPI 1-25		RPI 26-50		W-L RECORDS		RPI 51-100		RPI 101-150		RPI 150+											
18- 2		3- 2		4- 0		OVERALL		6- 0		3- 0		2- 0											
9- 0		2- 0		2- 0		HOME		2- 0		1- 0		2- 0											
7- 2		1- 2		1- 0		AWAY		4- 0		1- 0		0- 0											
2- 0		0- 0		1- 0		NEUTRAL		0- 0		1- 0		0- 0											
9- 1		2- 1		2- 0		NON-CONFERENCE		3- 0		1- 0		1- 0											
5- 0		2- 0		0- 0		HOME		2- 0		0- 0		1- 0											
2- 1		0- 1		1- 0		AWAY		1- 0		0- 0		0- 0											
2- 0		0- 0		1- 0		NEUTRAL		0- 0		1- 0		0- 0											
9- 1		1- 1		2- 0		CONFERENCE		3- 0		2- 0		1- 0											
4- 0		0- 0		2- 0		HOME		0- 0		1- 0		1- 0											
5- 1		1- 1		0- 0		AWAY		3- 0		1- 0		0- 0											
0- 0		0- 0		0- 0		NEUTRAL		0- 0		0- 0		0- 0											
RPI	S	Opponent		Score		RPI	S	Opponent		Score		RPI	S	Opponent		Score							
2	A	Florida St.		0	3	31	N	Long Beach St.		3	0	52	A	Pittsburgh		3	2	115	A	Georgia Tech	3	2	
9	A	Illinois		0	3	39	H	Miami (FL)		3	0	53	A	Michigan		3	0	138	H	Boston College	3	0	
11	H	Kentucky		3	2	47	A	Michigan St.		3	0	67	H	VCU		3	0	139	N	Southern Ill.	3	0	
19	H	Oklahoma		3	1	49	H	Virginia		3	0	76	A	Clemson		3	0	201	H	Syracuse	3	0	
20	A	Duke		3	0							84	H	West Virginia		3	0	203	H	Ga. Southern	3	0	
												87	A	North Carolina St.		3	0						
						LAST 10 GAMES																	
						39 H Miami (FL)						49 H Virginia						3 0					
						115 A Georgia Tech						76 A Clemson						3 0					
						138 H Boston College						52 A Pittsburgh						3 2					
						20 A Duke						201 H Syracuse						3 0					
						87 A North Carolina St.						2 A Florida St.						0 3					

Non-Div. I Games:

North Carolina

Average RPI Win: 76		WON-LOST	WINNING	LAST 10	STRENGTH OF		OPP. STRENGTH	TEAM	ADJ	CONF.	ADJ CONF.
Average RPI Loss: 10		RECORD	PCT. RANK	GAMES	SCHEDULE		OF SCHEDULE	RPI	RPI	RPI	RPI
DIV. I ONLY		17-5	.77273	40	5		2	7	.68994	7	1
DIV. I NON-CONF.		10-0	1	1	34		21	5	.70613	5	1
TOTALS		RPI 1-25	RPI 26-50		W-L RECORDS		RPI 51-100		RPI 101-150		RPI 150+
17-5		4-4	4-1		OVERALL		5-0		2-0		2-0
11-3		3-2	3-1		HOME		3-0		1-0		1-0
4-2		1-2	1-0		AWAY		1-0		0-0		1-0
2-0		0-0	0-0		NEUTRAL		1-0		1-0		0-0
10-0		1-0	3-0		NON-CONFERENCE		2-0		2-0		2-0
6-0		1-0	2-0		HOME		1-0		1-0		1-0
2-0		0-0	1-0		AWAY		0-0		0-0		1-0
2-0		0-0	0-0		NEUTRAL		1-0		1-0		0-0
7-5		3-4	1-1		CONFERENCE		3-0		0-0		0-0
5-3		2-2	1-1		HOME		2-0		0-0		0-0
2-2		1-2	0-0		AWAY		1-0		0-0		0-0
0-0		0-0	0-0		NEUTRAL		0-0		0-0		0-0
RPI S	Opponent	Score	RPI S	Opponent	Score	RPI S	Opponent	Score	RPI S	Opponent	Score
1 A	Stanford	1 3	30 A	Hawaii	3 2	53 H	Michigan	3 0	130 H	Central Ark.	3 0
1 H	Stanford	0 3	32 H	Arizona St.	2 3	73 N	New Mexico	3 1	140 N	St. John's (NY)	3 1
4 H	Washington	1 3	35 H	Oregon St.	3 0	93 H	Washington St.	3 1	162 H	Seattle	3 0
12 A	Southern California	3 1	42 H	Illinois St.	3 2	100 A	California	3 0	208 A	Portland St.	3 1
14 A	UCLA	1 3	47 H	Michigan St.	3 1	100 H	California	3 1			
18 H	Arizona	3 0									
22 H	Ohio St.	3 0									
24 H	Colorado	3 1									
LAST 10 GAMES											
	1 H Stanford	0 3		14 A UCLA	1 3						
	100 H California	3 1		4 H Washington	1 3						
	32 H Arizona St.	2 3		93 H Washington St.	3 1						
	18 H Arizona	3 0		100 A California	3 0						
	12 A Southern California	3 1		1 A Stanford	1 3						

Non-Div. I Games:

Oregon

Average RPI Win: 76		WON-LOST	WINNING	LAST 10	STRENGTH OF		OPP. STRENGTH	TEAM	ADJ		CONF.	ADJ CONF.
Average RPI Loss: 21		RECORD	PCT. RANK	GAMES	SCHEDULE		OF SCHEDULE	RPI	RPI		RPI	RPI
DIV. I ONLY		18-5	.78261	36	16		3	9	.68291		9	3
DIV. I NON-CONF.		8-3	.72727	65	16		3	14	.66713		13	2
TOTALS		RPI 1-25	RPI 26-50		W-L RECORDS		RPI 51-100		RPI 101-150		RPI 150+	
18-5		4-4	5-0		OVERALL		4-1		3-0		2-0	
8-1		1-1	3-0		HOME		1-0		2-0		1-0	
7-2		2-2	2-0		AWAY		1-0		1-0		1-0	
3-2		1-1	0-0		NEUTRAL		2-1		0-0		0-0	
8-3		2-2	2-0		NON-CONFERENCE		2-1		1-0		1-0	
3-0		1-0	1-0		HOME		0-0		1-0		0-0	
2-1		0-1	1-0		AWAY		0-0		0-0		1-0	
3-2		1-1	0-0		NEUTRAL		2-1		0-0		0-0	
10-2		2-2	3-0		CONFERENCE		2-0		2-0		1-0	
5-1		0-1	2-0		HOME		1-0		1-0		1-0	
5-1		2-1	1-0		AWAY		1-0		1-0		0-0	
0-0		0-0	0-0		NEUTRAL		0-0		0-0		0-0	
RPI S	Opponent	Score	RPI S	Opponent	Score	RPI S	Opponent	Score	RPI S	Opponent	Score	
1 A	Stanford	2 3	31 H	Long Beach St.	3 0	53 A	Michigan	3 2	105 A	Iowa	3 2	
5 H	Wisconsin	1 3	33 H	Purdue	3 1	61 N	Virginia Tech	2 3	139 H	Southern Ill.	3 0	
6 H	North Carolina	3 0	39 A	Creighton	3 1	89 H	Indiana	3 0	145 H	Maryland	3 0	
8 A	Penn St.	3 1	47 A	Michigan St.	3 1	92 N	South Dakota	3 0	178 H	Rutgers	3 0	
14 N	UCLA	0 3	50 H	Minnesota	3 0	93 N	Washington St.	3 0	220 A	Middle Tenn.	3 0	
16 A	Nebraska	3 1										
22 A	Ohio St.	2 3										
24 N	Colorado	3 1										
LAST 10 GAMES												
	53 A Michigan	3 2		105 A Iowa	3 2							
	47 A Michigan St.	3 1		8 A Penn St.	3 1							
	33 H Purdue	3 1		22 A Ohio St.	2 3							
	89 H Indiana	3 0		5 H Wisconsin	1 3							
	16 A Nebraska	3 1		50 H Minnesota	3 0							

Non-Div. I Games:

Illinois

Florida

Florida

Average RPI Win:		85	WON-LOST RECORD		WINNING PCT. RANK		LAST 10 GAMES		STRENGTH OF SCHEDULE		OPP. STRENGTH OF SCHEDULE		TEAM RPI		ADJ RPI		CONF. RPI		ADJ CONF. RPI				
DIV. I ONLY			19- 4		.82609 17		8- 2		29		7		11		.67331 11		5		5				
DIV. I NON-CONF.			10- 2		.83333 32		0- 0		18		9		11		.67894 12		5		5				
TOTALS		RPI 1-25		RPI 26-50		W-L RECORDS		RPI 51-100		RPI 101-150		RPI 150+											
19- 4		2- 4		3- 0		OVERALL		9- 0		2- 0		3- 0											
11- 2		1- 2		3- 0		HOME		5- 0		1- 0		1- 0											
6- 2		1- 2		0- 0		AWAY		3- 0		1- 0		1- 0											
2- 0		0- 0		0- 0		NEUTRAL		1- 0		0- 0		1- 0											
10- 2		0- 2		2- 0		NON-CONFERENCE		7- 0		0- 0		1- 0											
7- 1		0- 1		2- 0		HOME		5- 0		0- 0		0- 0											
1- 1		0- 1		0- 0		AWAY		1- 0		0- 0		0- 0											
2- 0		0- 0		0- 0		NEUTRAL		1- 0		0- 0		1- 0											
9- 2		2- 2		1- 0		CONFERENCE		2- 0		2- 0		2- 0											
4- 1		1- 1		1- 0		HOME		0- 0		1- 0		1- 0											
5- 1		1- 1		0- 0		AWAY		2- 0		1- 0		1- 0											
0- 0		0- 0		0- 0		NEUTRAL		0- 0		0- 0		0- 0											
RPI	S	Opponent		Score		RPI	S	Opponent		Score		RPI	S	Opponent		Score							
6	A	North Carolina		2	3	26	H	Alabama		3	1	56	H	Xavier		3	1						
12	H	Southern California		0	3	38	H	Lipscomb		3	1	58	A	Louisville		3	1						
17	A	Texas A&M		1	3	39	H	Creighton		3	0	61	H	Virginia Tech		3	1						
17	H	Texas A&M		3	0							64	H	UNI		3	1						
25	A	LSU		3	1							67	N	VCU		3	0						
25	H	LSU		2	3							82	A	South Carolina		3	1						
												83	H	Butler		3	0						
												90	H	Wichita St.		3	0						
												97	A	Arkansas		3	0						
LAST 10 GAMES																							
191 H Tennessee						3 0						101 H Auburn						3 0					
17 A Texas A&M						1 3						191 A Tennessee						3 0					
97 A Arkansas						3 0						17 H Texas A&M						3 0					
25 H LSU						2 3						26 H Alabama						3 1					
121 A Georgia						3 0						82 A South Carolina						3 1					

Non-Div. I Games:

Kentucky

Average RPI Win:	77	WON-LOST	WINNING	LAST 10	STRENGTH OF	OPP. STRENGTH	TEAM	ADJ	CONF.	ADJ CONF.					
Average RPI Loss:	10	RECORD	PCT. RANK	GAMES	SCHEDULE	OF SCHEDULE	RPI	RPI	RPI	RPI					
DIV. I ONLY		13- 9	.59091	132	6- 4	1	4	13	.66668	12	1	1			
DIV. I NON-CONF.		7- 3	.7	84	0- 0	2	26	7	.69764	7	1	1			
<hr/>															
TOTALS	RPI 1-25	RPI 26-50			W-L RECORDS		RPI 51-100		RPI 101-150		RPI 150+				
13- 9	2- 8	4- 1			OVERALL		5- 0		1- 0		1- 0				
4- 5	1- 4	1- 1			HOME		2- 0		0- 0		0- 0				
4- 3	1- 3	1- 0			AWAY		2- 0		0- 0		0- 0				
5- 1	0- 1	2- 0			NEUTRAL		1- 0		1- 0		1- 0				
<hr/>															
7- 3	1- 3	3- 0			NON-CONFERENCE		1- 0		1- 0		1- 0				
0- 2	0- 2	0- 0			HOME		0- 0		0- 0		0- 0				
2- 0	1- 0	1- 0			AWAY		0- 0		0- 0		0- 0				
5- 1	0- 1	2- 0			NEUTRAL		1- 0		1- 0		1- 0				
<hr/>															
6- 6	1- 5	1- 1			CONFERENCE		4- 0		0- 0		0- 0				
4- 3	1- 2	1- 1			HOME		2- 0		0- 0		0- 0				
2- 3	0- 3	0- 0			AWAY		2- 0		0- 0		0- 0				
0- 0	0- 0	0- 0			NEUTRAL		0- 0		0- 0		0- 0				
<hr/>															
RPI S	Opponent	Score		RPI S	Opponent	Score		RPI S	Opponent	Score		RPI S	Opponent	Score	
1 A	Stanford	1	3	32 H	Arizona St.	1	3	59 H	Utah	3	1	145 N	Maryland	3	0
4 A	Washington	0	3	35 H	Oregon St.	3	1	64 N	UNI	3	0	245 N	Rider	3	0
4 H	Washington	0	3	39 N	Creighton	3	1	93 A	Washington St.	3	2				
5 N	Wisconsin	1	3	45 N	UALR	3	1	93 H	Washington St.	3	1				
7 H	Oregon	1	3	48 A	Pacific	3	2	100 A	California	3	1				
10 H	Florida	0	3												
11 A	Kentucky	3	0												
14 A	UCLA	0	3												
17 H	Texas A&M	2	3												
24 H	Colorado	3	0												
<hr/>															
LAST 10 GAMES															
				93 H Washington St.				3	1	7 H Oregon				1	3
				4 H Washington				0	3	59 H Utah				3	1
				1 A Stanford				1	3	24 H Colorado				3	0
				100 A California				3	1	93 A Washington St.				3	2
				35 H Oregon St.				3	1	4 A Washington				0	3

Non-Div. I Games:

Southern California

Average RPI Win:		123	WON-LOST RECORD		WINNING PCT. RANK		LAST 10 GAMES		STRENGTH OF SCHEDULE		OPP. STRENGTH OF SCHEDULE		TEAM RPI	ADJ RPI		CONF. RPI	ADJ CONF. RPI			
DIV. I ONLY			23- 2		.92		5		9- 1		47		56		12	.66383		13	10	10
DIV. I NON-CONF.			12- 1		.92308		12		0- 0		58		51		13	.66621		14	11	11
TOTALS		RPI 1-25		RPI 26-50		W-L RECORDS		RPI 51-100		RPI 101-150		RPI 150+								
23- 2		1- 1		2- 0		OVERALL		4- 1		10- 0		6- 0								
10- 1		1- 1		0- 0		HOME		2- 0		5- 0		2- 0								
10- 1		0- 0		1- 0		AWAY		2- 1		5- 0		2- 0								
3- 0		0- 0		1- 0		NEUTRAL		0- 0		0- 0		2- 0								
12- 1		1- 1		2- 0		NON-CONFERENCE		1- 0		4- 0		4- 0								
5- 1		1- 1		0- 0		HOME		1- 0		2- 0		1- 0								
4- 0		0- 0		1- 0		AWAY		0- 0		2- 0		1- 0								
3- 0		0- 0		1- 0		NEUTRAL		0- 0		0- 0		2- 0								
11- 1		0- 0		0- 0		CONFERENCE		3- 1		6- 0		2- 0								
5- 0		0- 0		0- 0		HOME		1- 0		3- 0		1- 0								
6- 1		0- 0		0- 0		AWAY		2- 1		3- 0		1- 0								
0- 0		0- 0		0- 0		NEUTRAL		0- 0		0- 0		0- 0								
RPI	S	Opponent		Score		RPI	S	Opponent		Score		RPI	S	Opponent		Score				
5	H	Wisconsin		0	3	28	N	BYU		3	1	55	A	Wyoming		3	0			
21	H	Marquette		3	0	32	A	Arizona St.		3	2	57	A	UNLV		1	3			
												57	H	UNLV		3	1			
												67	H	VCU		3	0			
												73	A	New Mexico		3	0			

Non-Div. I Games:

Colorado St.

Average RPI Win:	92	WON-LOST RECORD	WINNING PCT. RANK	LAST 10 GAMES	STRENGTH OF SCHEDULE	OPP. STRENGTH OF SCHEDULE	TEAM RPI	ADJ RPI	CONF. RPI	ADJ CONF. RPI		
DIV. I ONLY		16- 7	.69565	62	6- 4	6	6	16	.66088	14	1	1
DIV. I NON-CONF.		9- 2	.81818	36	0- 0	32	37	19	.65413	19	1	1
<hr/>												
TOTALS	RPI 1-25	RPI 26-50		W-L RECORDS		RPI 51-100		RPI 101-150		RPI 150+		
16- 7	3- 6	2- 1		OVERALL		6- 0		2- 0		3- 0		
5- 3	2- 3	1- 0		HOME		2- 0		0- 0		0- 0		
4- 3	0- 2	1- 1		AWAY		2- 0		0- 0		1- 0		
7- 1	1- 1	0- 0		NEUTRAL		2- 0		2- 0		2- 0		
<hr/>												
9- 2	1- 1	1- 1		NON-CONFERENCE		2- 0		2- 0		3- 0		
0- 0	0- 0	0- 0		HOME		0- 0		0- 0		0- 0		
2- 1	0- 0	1- 1		AWAY		0- 0		0- 0		1- 0		
7- 1	1- 1	0- 0		NEUTRAL		2- 0		2- 0		2- 0		
<hr/>												
7- 5	2- 5	1- 0		CONFERENCE		4- 0		0- 0		0- 0		
5- 3	2- 3	1- 0		HOME		2- 0		0- 0		0- 0		
2- 2	0- 2	0- 0		AWAY		2- 0		0- 0		0- 0		
0- 0	0- 0	0- 0		NEUTRAL		0- 0		0- 0		0- 0		
<hr/>												
RPI S	Opponent	Score		RPI S	Opponent	Score		RPI S	Opponent	Score		
1 A	Stanford	1	3	30 A	Hawaii	3	0	59 H	Utah	3	2	
4 A	Washington	2	3	35 H	Oregon St.	3	2	65 N	LIU Brooklyn	3	0	
4 H	Washington	0	3	43 A	Loyola Marymount	0	3	88 N	Yale	3	0	
7 H	Oregon	3	1					93 A	Washington St.	3	1	
8 N	Penn St.	0	3					93 H	Washington St.	3	2	
9 N	Illinois	3	0					100 A	California	3	1	
12 H	Southern California	3	0									
18 H	Arizona	0	3									
24 H	Colorado	1	3									
<hr/>												
LAST 10 GAMES												
93 H Washington St.						3	2	7 H Oregon		3	1	
4 H Washington						0	3	24 H Colorado		1	3	
100 A California						3	1	59 H Utah		3	2	
1 A Stanford						1	3	93 A Washington St.		3	1	
35 H Oregon St.						3	2	4 A Washington		2	3	

Non-Div. I Games:

UCLA

Average RPI Win:	117	WON-LOST	WINNING	LAST 10	STRENGTH OF	OPP. STRENGTH	TEAM	ADJ	CONF.	ADJ CONF.		
Average RPI Loss:	24	RECORD	PCT. RANK	GAMES	SCHEDULE	OF SCHEDULE	RPI	RPI	RPI	RPI		
DIV. I ONLY		20- 3	.86957	9	8- 2	52	34	15	.65955	15	2	2
DIV. I NON-CONF.		13- 1	.92857	11	1- 0	133	50	26	.6268	28	3	3
<hr/>												
TOTALS	RPI 1-25	RPI 26-50		W-L RECORDS		RPI 51-100		RPI 101-150		RPI 150+		
20- 3	2- 2	2- 0		OVERALL		6- 1		5- 0		5- 0		
8- 2	2- 1	1- 0		HOME		2- 1		1- 0		2- 0		
7- 0	0- 0	1- 0		AWAY		3- 0		2- 0		1- 0		
5- 1	0- 1	0- 0		NEUTRAL		1- 0		2- 0		2- 0		
13- 1	0- 1	1- 0		NON-CONFERENCE		4- 0		3- 0		5- 0		
5- 0	0- 0	1- 0		HOME		2- 0		0- 0		2- 0		
3- 0	0- 0	0- 0		AWAY		1- 0		1- 0		1- 0		
5- 1	0- 1	0- 0		NEUTRAL		1- 0		2- 0		2- 0		
7- 2	2- 1	1- 0		CONFERENCE		2- 1		2- 0		0- 0		
3- 2	2- 1	0- 0		HOME		0- 1		1- 0		0- 0		
4- 0	0- 0	1- 0		AWAY		2- 0		1- 0		0- 0		
0- 0	0- 0	0- 0		NEUTRAL		0- 0		0- 0		0- 0		
RPI S	Opponent	Score		RPI S	Opponent	Score		RPI S	Opponent	Score		
3 H	Texas	0 3		27 A	Kansas	3 2		51 H	Baylor	2 3		
18 N	Arizona	0 3		29 H	UCF	3 0		53 A	Michigan	3 1		
19 H	Oklahoma	3 0						79 H	Missouri St.	3 2		
23 H	Iowa St.	3 1						84 A	West Virginia	3 2		
								92 N	South Dakota	3 0		
								97 H	Arkansas	3 0		
								99 A	TCU	3 0		
</												

Average RPI Win:	111	WON-LOST	WINNING	LAST 10	STRENGTH OF	OPP. STRENGTH	TEAM	ADJ	CONF.	ADJ CONF.					
Average RPI Loss:	14	RECORD	PCT. RANK	GAMES	SCHEDULE	OF SCHEDULE	RPI	RPI	RPI	RPI					
DIV. I ONLY		14- 7	.66667	74	6- 4	2	32	14	.658	16	3	3			
DIV. I NON-CONF.		6- 3	.66667	89	0- 0	1	93	6	.69758	8	2	2			

TOTALS	RPI 1-25	RPI 26-50		W-L RECORDS		RPI 51-100		RPI 101-150		RPI 150+					
14- 7	1- 6	3- 0		OVERALL		1- 1		5- 0		4- 0					
6- 5	1- 5	1- 0		HOME		1- 0		2- 0		1- 0					
6- 2	0- 1	2- 0		AWAY		0- 1		3- 0		1- 0					
2- 0	0- 0	0- 0		NEUTRAL		0- 0		0- 0		2- 0					
6- 3	0- 3	1- 0		NON-CONFERENCE		0- 0		2- 0		3- 0					
3- 3	0- 3	1- 0		HOME		0- 0		1- 0		1- 0					
1- 0	0- 0	0- 0		AWAY		0- 0		1- 0		0- 0					
2- 0	0- 0	0- 0		NEUTRAL		0- 0		0- 0		2- 0					
8- 4	1- 3	2- 0		CONFERENCE		1- 1		3- 0		1- 0					
3- 2	1- 2	0- 0		HOME		1- 0		1- 0		0- 0					
5- 2	0- 1	2- 0		AWAY		0- 1		2- 0		1- 0					
0- 0	0- 0	0- 0		NEUTRAL		0- 0		0- 0		0- 0					
RPI S	Opponent	Score		RPI S	Opponent	Score		RPI S	Opponent	Score					
1 H	Stanford	0	3	39 H	Creighton	3	1	53 A	Michigan	0	3	104 H	Denver	3	0
2 H	Florida St.	1	3	47 A	Michigan St.	3	1	54 H	Northwestern	3	0	105 A	Iowa	3	0
3 H	Texas	2	3	50 A	Minnesota	3	2					105 H	Iowa	3	0
5 A	Wisconsin	0	3									106 A	Dayton	3	0
8 H	Penn St.	3	1									145 A	Maryland	3	0
9 H	Illinois	1	3									169 N	Eastern Ky.	3	0
22 H	Ohio St.	2	3									178 A	Rutgers	3	0
												211 H	Colgate	3	0
												235 N	Bakersfield	3	1

LAST 10 GAMES															
				145 A Maryland				3	0	54 H Northwestern				3	0
				178 A Rutgers				3	0	53 A Michigan				0	3
				5 A Wisconsin				0	3	47 A Michigan St.				3	1
				50 A Minnesota				3	2	22 H Ohio St.				2	3
				9 H Illinois				1	3	8 H Penn St.				3	1

Non-Div. I Games:

Nebraska

Average RPI Win:		88	WON-LOST RECORD		WINNING PCT. RANK	LAST 10 GAMES	STRENGTH OF SCHEDULE		OPP. STRENGTH OF SCHEDULE	TEAM RPI	ADJ RPI	CONF. RPI	ADJ CONF. RPI
Average RPI Loss:		31											
DIV. I ONLY			15- 7		.68182 69	6- 4	11		9	17	.65593 17	5	5
DIV. I NON-CONF.			8- 3		.72727 65	0- 0	17		5	17	.66273 15	5	5
TOTALS		RPI 1-25	RPI 26-50		W-L RECORDS		RPI 51-100		RPI 101-150		RPI 150+		
15- 7	2- 4		3- 1		OVERALL		3- 2		4- 0		3- 0		
7- 4	1- 2		1- 0		HOME		0- 2		3- 0		2- 0		
5- 3	1- 2		1- 1		AWAY		1- 0		1- 0		1- 0		
3- 0	0- 0		1- 0		NEUTRAL		2- 0		0- 0		0- 0		
8- 3	1- 2		2- 0		NON-CONFERENCE		2- 1		1- 0		2- 0		
3- 3	0- 2		0- 0		HOME		0- 1		1- 0		2- 0		
2- 0	1- 0		1- 0		AWAY		0- 0		0- 0		0- 0		
3- 0	0- 0		1- 0		NEUTRAL		2- 0		0- 0		0- 0		
7- 4	1- 2		1- 1		CONFERENCE		1- 1		3- 0		1- 0		
4- 1	1- 0		1- 0		HOME		0- 1		2- 0		0- 0		
3- 3	0- 2		0- 1		AWAY		1- 0		1- 0		1- 0		
0- 0	0- 0		0- 0		NEUTRAL		0- 0		0- 0		0- 0		
RPI S	Opponent	Score	RPI S	Opponent	Score	RPI S	Opponent	Score	RPI S	Opponent	Score		
2 H	Florida St.	0 3	26 A	Alabama	2 3	61 N	Virginia Tech	3 0	101 H	Auburn	3 0		
2 H	Florida St.	1 3	26 H	Alabama	3 2	67 N	VCU	3 2	105 H	Iowa	3 0		
10 A	Florida	0 3	34 N	San Diego	3 1	72 H	UTSA	2 3	116 A	Missouri	3 1		
11 A	Kentucky	0 3	41 A	Ohio	3 0	82 A	South Carolina	3 2	121 H	Georgia	3 2		
11 H	Kentucky	3 1				97 H	Arkansas	1 3	179 H	A&M-Corpus Christi	3 1		
12 A	Southern California	3 2							180 H	Tulane	3 0		
									191 A	Tennessee	3 0		
			LAST 10 GAMES										
			116 A	Missouri	3 1	97 H	Arkansas	1 3					
			26 A	Alabama	2 3	10 A	Florida	0 3					
			11 H	Kentucky	3 1	26 H	Alabama	3 2					
			121 H	Georgia	3 2	11 A	Kentucky	0 3					
			82 A	South Carolina	3 2	191 A	Tennessee	3 0					

Non-Div. I Games:

Texas A&M

Average RPI Win: 117		WON-LOST	WINNING	LAST 10	STRENGTH OF		OPP. STRENGTH	TEAM	ADJ		CONF.	ADJ CONF.
Average RPI Loss: 11		RECORD	PCT. RANK	GAMES	SCHEDULE		OF SCHEDULE	RPI	RPI		RPI	RPI
DIV. I ONLY		18-6	.75	49	27		18	18	.64705		1	1
DIV. I NON-CONF.		11-1	.91667	15	86		57	21	.64371		1	1
TOTALS		RPI 1-25	RPI 26-50		W-L RECORDS		RPI 51-100		RPI 101-150		RPI 150+	
18-6		2-6	4-0		OVERALL		5-0		0-0		7-0	
10-3		0-3	2-0		HOME		3-0		0-0		5-0	
4-3		1-3	1-0		AWAY		1-0		0-0		1-0	
4-0		1-0	1-0		NEUTRAL		1-0		0-0		1-0	
11-1		1-1	2-0		NON-CONFERENCE		1-0		0-0		7-0	
6-0		0-0	1-0		HOME		0-0		0-0		5-0	
1-1		0-1	0-0		AWAY		0-0		0-0		1-0	
4-0		1-0	1-0		NEUTRAL		1-0		0-0		1-0	
7-5		1-5	2-0		CONFERENCE		4-0		0-0		0-0	
4-3		0-3	1-0		HOME		3-0		0-0		0-0	
3-2		1-2	1-0		AWAY		1-0		0-0		0-0	
0-0		0-0	0-0		NEUTRAL		0-0		0-0		0-0	
RPI S	Opponent	Score	RPI S	Opponent	Score	RPI S	Opponent	Score	RPI S	Opponent	Score	
1 H	Stanford	1 3	29 N	UCF	3 1	59 A	Utah	3 0	180 H	Tulane	3 0	
3 A	Texas	0 3	32 H	Arizona St.	3 2	59 H	Utah	3 0	184 N	Florida A&M	3 0	
4 H	Washington	1 3	35 A	Oregon St.	3 1	92 N	South Dakota	3 1	196 H	Loyola Chicago	3 0	
7 A	Oregon	0 3	36 H	CSUN	3 0	93 H	Washington St.	3 1	218 A	Green Bay	3 0	
14 A	UCLA	3 0				100 H	California	3 0	237 H	Coppin St.	3 0	
15 N	Kansas St.	3 0							254 H	UMBC	3 0	
24 A	Colorado	0 3							281 H	Alabama St.	3 0	
24 H	Colorado	1 3										
LAST 10 GAMES												
59 H	Utah	3 0	93 H	Washington St.	3 1							
24 H	Colorado	1 3	1 H	Stanford	1 3							
35 A	Oregon St.	3 1	100 H	California	3 0							
7 A	Oregon	0 3	24 A	Colorado	0 3							
4 H	Washington	1 3	59 A	Utah	3 0							

Non-Div. I Games:

Arizona

Average RPI Win: 119		WON-LOST	WINNING	LAST 10	STRENGTH OF		OPP. STRENGTH	TEAM	ADJ		CONF.	ADJ CONF.			
Average RPI Loss: 20		RECORD	PCT. RANK	GAMES	SCHEDULE		OF SCHEDULE	RPI	RPI		RPI	RPI			
DIV. I ONLY		16- 6	.72727	56	7- 3		21	31	19		.64505	19	2	2	
DIV. I NON-CONF.		9- 4	.69231	85	0- 1		66	49	46		.60333	46	3	3	
TOTALS		RPI 1-25	RPI 26-50		W-L RECORDS		RPI 51-100		RPI 101-150		RPI 150+				
16- 6		1- 5	3- 1		OVERALL		4- 0		3- 0		5- 0				
9- 0		0- 0	3- 0		HOME		3- 0		1- 0		2- 0				
3- 6		1- 5	0- 1		AWAY		1- 0		0- 0		1- 0				
4- 0		0- 0	0- 0		NEUTRAL		0- 0		2- 0		2- 0				
9- 4		0- 3	2- 1		NON-CONFERENCE		0- 0		2- 0		5- 0				
4- 0		0- 0	2- 0		HOME		0- 0		0- 0		2- 0				
1- 4		0- 3	0- 1		AWAY		0- 0		0- 0		1- 0				
4- 0		0- 0	0- 0		NEUTRAL		0- 0		2- 0		2- 0				
7- 2		1- 2	1- 0		CONFERENCE		4- 0		1- 0		0- 0				
5- 0		0- 0	1- 0		HOME		3- 0		1- 0		0- 0				
2- 2		1- 2	0- 0		AWAY		1- 0		0- 0		0- 0				
0- 0		0- 0	0- 0		NEUTRAL		0- 0		0- 0		0- 0				
RPI S	Opponent	Score		RPI S	Opponent	Score		RPI S	Opponent	Score		RPI S	Opponent	Score	
3 A	Texas	3	0	27 H	Kansas	3	2	51 H	Baylor	3	1	109 H	Texas Tech	3	1
6 A	North Carolina	1	3	36 H	CSUN	3	2	84 A	West Virginia	3	1	115 N	Georgia Tech	3	0
10 A	Florida	2	3	45 H	UALR	3	1	84 H	West Virginia	3	0	150 N	Idaho	3	0
15 A	Kansas St.	0	3	46 A	SMU	2	3	99 H	TCU	3	0	152 A	Wake Forest	3	0
20 A	Duke	0	3									203 N	Ga. Southern	3	1
23 A	Iowa St.	1	3									208 H	Portland St.	3	1
												259 N	Texas Southern	3	0
												282 H	Lamar	3	0
LAST 10 GAMES															
	84 H	West Virginia	3	0		23 A	Iowa St.	1	3						
	3 A	Texas	3	0		84 A	West Virginia	3	1						
	15 A	Kansas St.	0	3		99 H	TCU	3	0						
	51 H	Baylor	3	1		27 H	Kansas	3	2						
	109 H	Texas Tech	3	1		20 A	Duke	0	3						

Non-Div. I Games:

Oklahoma

Duke				Through Games Of Nov. 2, 2014											
Average RPI Win: 118		WON-LOST	WINNING	LAST 10	STRENGTH OF		OPP. STRENGTH	TEAM	ADJ		CONF.	ADJ CONF.			
Average RPI Loss: 32		RECORD	PCT. RANK	GAMES	SCHEDULE		OF SCHEDULE	RPI	RPI		RPI	RPI			
DIV. I ONLY		17- 5	.77273	40	8- 2		50	24	26	.6405	20	4	4		
DIV. I NON-CONF.		8- 3	.72727	65	0- 0		50	15	28	.62868	26	4	4		
TOTALS		RPI 1-25	RPI 26-50		W-L RECORDS		RPI 51-100		RPI 101-150		RPI 150+				
17- 5		1- 2	4- 1		OVERALL		3- 2		2- 0		7- 0				
11- 1		1- 1	2- 0		HOME		3- 0		1- 0		4- 0				
5- 4		0- 1	2- 1		AWAY		0- 2		1- 0		2- 0				
1- 0		0- 0	0- 0		NEUTRAL		0- 0		0- 0		1- 0				
8- 3		1- 1	1- 1		NON-CONFERENCE		2- 1		0- 0		4- 0				
6- 0		1- 0	0- 0		HOME		2- 0		0- 0		3- 0				
1- 3		0- 1	1- 1		AWAY		0- 1		0- 0		0- 0				
1- 0		0- 0	0- 0		NEUTRAL		0- 0		0- 0		1- 0				
9- 2		0- 1	3- 0		CONFERENCE		1- 1		2- 0		3- 0				
5- 1		0- 1	2- 0		HOME		1- 0		1- 0		1- 0				
4- 1		0- 0	1- 0		AWAY		0- 1		1- 0		2- 0				
0- 0		0- 0	0- 0		NEUTRAL		0- 0		0- 0		0- 0				
RPI S	Opponent	Score		RPI S	Opponent	Score		RPI S	Opponent	Score		RPI S	Opponent	Score	
1 A	Stanford	1	3	37 A	Santa Clara	0	3	53 A	Michigan	2	3	115 H	Georgia Tech	3	1
6 H	North Carolina	0	3	39 H	Miami (FL)	3	0	61 A	Virginia Tech	2	3	138 A	Boston College	3	0
19 H	Oklahoma	3	0	47 A	Michigan St.	3	2	76 H	Clemson	3	0	152 A	Wake Forest	3	0
				49 A	Virginia	3	0	81 H	Furman	3	0	152 H	Wake Forest	3	0
				49 H	Virginia	3	0	84 H	West Virginia	3	1	175 A	Notre Dame	3	1
												187 N	Penn	3	1
												206 H	North Florida	3	0
												212 H	High Point	3	1
												225 H	Campbell	3	1
LAST 10 GAMES															
				61 A	Virginia Tech	2	3	152 A	Wake Forest	3	0				
				152 H	Wake Forest	3	0	138 A	Boston College	3	0				
				76 H	Clemson	3	0	175 A	Notre Dame	3	1				
				6 H	North Carolina	0	3	49 A	Virginia	3	0				
				49 H	Virginia	3	0	39 H	Miami (FL)	3	0				

Non-Div. I Games:

Duke

Average RPI Win:	128	WON-LOST RECORD	WINNING PCT. RANK	LAST 10 GAMES	STRENGTH OF SCHEDULE	OPP. STRENGTH OF SCHEDULE	TEAM RPI	ADJ RPI	CONF. RPI	ADJ CONF. RPI					
DIV. I ONLY		19- 6	.76	45	7- 3	25	66	21	.64026	21	9	9			
DIV. I NON-CONF.		9- 3	.75	55	0- 0	4	43	12	.67974	11	9	9			
<hr/>															
TOTALS	RPI 1-25	RPI 26-50		W-L RECORDS		RPI 51-100		RPI 101-150		RPI 150+					
19- 6	1- 2	1- 2		OVERALL		7- 2		3- 0		7- 0					
8- 2	0- 0	0- 1		HOME		4- 1		1- 0		3- 0					
8- 3	1- 1	1- 1		AWAY		2- 1		1- 0		3- 0					
3- 1	0- 1	0- 0		NEUTRAL		1- 0		1- 0		1- 0					
<hr/>															
9- 3	1- 2	1- 0		NON-CONFERENCE		3- 1		2- 0		2- 0					
3- 1	0- 0	0- 0		HOME		1- 1		1- 0		1- 0					
3- 1	1- 1	1- 0		AWAY		1- 0		0- 0		0- 0					
3- 1	0- 1	0- 0		NEUTRAL		1- 0		1- 0		1- 0					
<hr/>															
10- 3	0- 0	0- 2		CONFERENCE		4- 1		1- 0		5- 0					
5- 1	0- 0	0- 1		HOME		3- 0		0- 0		2- 0					
5- 2	0- 0	0- 1		AWAY		1- 1		1- 0		3- 0					
0- 0	0- 0	0- 0		NEUTRAL		0- 0		0- 0		0- 0					
<hr/>															
RPI	S	Opponent	Score	RPI	S	Opponent	Score	RPI	S	Opponent	Score	RPI	S	Opponent	Score
2	N	Florida St.	2 3	29	A	UCF	3 2	56	A	Xavier	3 1	129	N	UC Santa Barbara	3 0
10	A	Florida	3 2	39	A	Creighton	1 3	56	H	Xavier	3 0	134	H	James Madison	3 0
13	A	Colorado St.	0 3	39	H	Creighton	1 3	63	H	Seton Hall	3 1	140	A	St. John's (NY)	3 0
								67	N	VCU	3 0	156	H	Villanova	3 0
								72	H	UTSA	3 1	172	A	Georgetown	3 0
								75	H	Rice	1 3	172	H	Georgetown	3 0
								83	A	Butler	2 3	185	N	Jacksonville	3 0
								83	H	Butler	3 0	218	H	Green Bay	3 1
								96	A	American	3 0	293	A	DePaul	3 0
												301	A	Providence	3 0
<hr/>															
				LAST 10 GAMES											
				56 H Xavier				3	0	156 H Villanova				3	0
				83 H Butler				3	0	83 A Butler				2	3
				172 A Georgetown				3	0	293 A DePaul				3	0
				39 A Creighton				1	3	56 A Xavier				3	1
				63 H Seton Hall				3	1	39 H Creighton				1	3

Non-Div. I Games:

Marquette

Average RPI Win:	98	WON-LOST RECORD	WINNING PCT. RANK	LAST 10 GAMES	STRENGTH OF SCHEDULE	OPP. STRENGTH OF SCHEDULE	TEAM RPI	ADJ RPI	CONF. RPI	ADJ CONF. RPI				
DIV. I ONLY		11- 8	.57895	138	5- 5	3	20	20	.63904	23	2	2		
DIV. I NON-CONF.		8- 3	.72727	65	2- 0	14	28	20	.64746	20	3	3		
<hr/>														
TOTALS	RPI 1-25	RPI 26-50		W-L RECORDS		RPI 51-100		RPI 101-150		RPI 150+				
11- 8	1- 5	1- 1		OVERALL		6- 2		1- 0		2- 0				
7- 3	1- 3	1- 0		HOME		2- 0		1- 0		2- 0				
2- 5	0- 2	0- 1		AWAY		2- 2		0- 0		0- 0				
2- 0	0- 0	0- 0		NEUTRAL		2- 0		0- 0		0- 0				
<hr/>														
8- 3	0- 2	0- 1		NON-CONFERENCE		5- 0		1- 0		2- 0				
4- 2	0- 2	0- 0		HOME		1- 0		1- 0		2- 0				
2- 1	0- 0	0- 1		AWAY		2- 0		0- 0		0- 0				
2- 0	0- 0	0- 0		NEUTRAL		2- 0		0- 0		0- 0				
<hr/>														
3- 5	1- 3	1- 0		CONFERENCE		1- 2		0- 0		0- 0				
3- 1	1- 1	1- 0		HOME		1- 0		0- 0		0- 0				
0- 4	0- 2	0- 0		AWAY		0- 2		0- 0		0- 0				
0- 0	0- 0	0- 0		NEUTRAL		0- 0		0- 0		0- 0				
<hr/>														
RPI S	Opponent		Score		RPI S	Opponent		Score		RPI S	Opponent		Score	
1 H	Stanford		0	3	27 H	Kansas		3	2	51 A	Baylor		2	3
2 H	Florida St.		0	3	50 A	Minnesota		1	3	64 A	UNI		3	2
3 A	Texas		0	3						74 N	Tulsa		3	1
3 H	Texas		1	3						84 H	West Virginia		3	1
15 A	Kansas St.		1	3						92 A	South Dakota		3	0
19 H	Oklahoma		3	1						95 H	Northern Ill.		3	0
										98 N	Milwaukee		3	0
										99 A	TCU		1	3
<hr/>														
LAST 10 GAMES														
3 H	Texas		1	3	15 A	Kansas St.		1	3	84 H	West Virginia		3	1
51 A	Baylor		2	3	3 A	Texas		0	3	99 A	TCU		1	3
27 H	Kansas		3	2	64 A	UNI		3	2					
92 A	South Dakota		3	0										
19 H	Oklahoma		3	1										

Non-Div. I Games:

Iowa St.

Average RPI Win:	100	WON-LOST	WINNING	LAST 10	STRENGTH OF	OPP. STRENGTH	TEAM	ADJ	CONF.	ADJ CONF.		
Average RPI Loss:	28	RECORD	PCT. RANK	GAMES	SCHEDULE	OF SCHEDULE	RPI	RPI	RPI	RPI		
DIV. I ONLY		15- 9	.625	105	6- 4	9	22	28	.6366	24	1	1
DIV. I NON-CONF.		8- 4	.66667	89	0- 0	47	78	49	.59779	48	1	1
<hr/>												
TOTALS	RPI 1-25	RPI 26-50		W-L RECORDS		RPI 51-100		RPI 101-150		RPI 150+		
15- 9	3- 5	1- 2		OVERALL		6- 2		1- 0		4- 0		
9- 2	1- 1	0- 1		HOME		4- 0		1- 0		3- 0		
5- 4	2- 3	1- 1		AWAY		2- 0		0- 0		0- 0		
1- 3	0- 1	0- 0		NEUTRAL		0- 2		0- 0		1- 0		
<hr/>												
8- 4	0- 1	0- 1		NON-CONFERENCE		3- 2		1- 0		4- 0		
6- 0	0- 0	0- 0		HOME		2- 0		1- 0		3- 0		
1- 1	0- 0	0- 1		AWAY		1- 0		0- 0		0- 0		
1- 3	0- 1	0- 0		NEUTRAL		0- 2		0- 0		1- 0		
<hr/>												
7- 5	3- 4	1- 1		CONFERENCE		3- 0		0- 0		0- 0		
3- 2	1- 1	0- 1		HOME		2- 0		0- 0		0- 0		
4- 3	2- 3	1- 0		AWAY		1- 0		0- 0		0- 0		
0- 0	0- 0	0- 0		NEUTRAL		0- 0		0- 0		0- 0		
<hr/>												
RPI S	Opponent	Score		RPI S	Opponent	Score		RPI S	Opponent	Score		
1 H	Stanford	2	3	32 A	Arizona St.	3	2	52 H	Pittsburgh	3	1	
4 A	Washington	0	3	32 H	Arizona St.	2	3	54 N	Northwestern	2	3	
7 A	Oregon	1	3	39 A	Creighton	0	3	59 H	Utah	3	2	
9 N	Illinois	1	3					83 H	Butler	3	1	
12 A	Southern California	0	3					92 N	South Dakota	1	3	
14 A	UCLA	3	1					93 A	Washington St.	3	0	
18 A	Arizona	3	1					95 A	Northern Ill.	3	2	
18 H	Arizona	3	0					100 H	California	3	1	
<hr/>												
LAST 10 GAMES												
				32 A	Arizona St.	3	2	1 H	Stanford	2	3	
				18 A	Arizona	3	1	14 A	UCLA	3	1	
				4 A	Washington	0	3	12 A	Southern California	0	3	
				93 A	Washington St.	3	0	18 H	Arizona	3	0	
				100 H	California	3	1	32 H	Arizona St.	2	3	

Non-Div. I Games:

Colorado

Average RPI Win:		106	WON-LOST RECORD		WINNING PCT. RANK		LAST 10 GAMES		STRENGTH OF SCHEDULE		OPP. STRENGTH OF SCHEDULE		TEAM RPI	ADJ RPI		CONF. RPI	ADJ CONF. RPI
Average RPI Loss:		35															
DIV. I ONLY			14- 7		.66667 74		9- 1		15		30		24	.63558 25		5	5
DIV. I NON-CONF.			5- 4		.55556 142		0- 0		11		17		36	.61794 34		5	5
TOTALS		RPI 1-25		RPI 26-50		W-L RECORDS		RPI 51-100		RPI 101-150		RPI 150+					
14- 7		1- 3		0- 3		OVERALL		7- 0		3- 1		3- 0					
4- 2		0- 2		0- 0		HOME		2- 0		1- 0		1- 0					
6- 3		1- 1		0- 2		AWAY		3- 0		1- 0		1- 0					
4- 2		0- 0		0- 1		NEUTRAL		2- 0		1- 1		1- 0					
5- 4		0- 1		0- 2		NON-CONFERENCE		3- 0		1- 1		1- 0					
0- 0		0- 0		0- 0		HOME		0- 0		0- 0		0- 0					
1- 2		0- 1		0- 1		AWAY		1- 0		0- 0		0- 0					
4- 2		0- 0		0- 1		NEUTRAL		2- 0		1- 1		1- 0					
9- 3		1- 2		0- 1		CONFERENCE		4- 0		2- 0		2- 0					
4- 2		0- 2		0- 0		HOME		2- 0		1- 0		1- 0					
5- 1		1- 0		0- 1		AWAY		2- 0		1- 0		1- 0					
0- 0		0- 0		0- 0		NEUTRAL		0- 0		0- 0		0- 0					
RPI	S	Opponent		Score		RPI	S	Opponent		Score		RPI	S	Opponent		Score	
2	A	Florida St.		1	3	26	A	Alabama		1	3	51	N	Baylor		3	1
10	H	Florida		1	3	33	A	Purdue		0	3	51	N	Baylor		3	2
11	A	Kentucky		3	2	34	N	San Diego		1	3	60	A	Ole Miss		3	0
11	H	Kentucky		1	3							72	A	UTSA		3	1
												82	H	South Carolina		3	1
												97	A	Arkansas		3	2
												97	H	Arkansas		3	2

Non-Div. I Games:

LSU

Average RPI Win: 135		WON-LOST RECORD	WINNING PCT. RANK	LAST 10 GAMES	STRENGTH OF SCHEDULE	OPP. STRENGTH OF SCHEDULE	TEAM RPI	ADJ RPI	CONF. RPI	ADJ CONF. RPI
Average RPI Loss: 40										
DIV. I ONLY		19- 5	.79167 26	7- 3	43	58	25	.63536 26	5	5
DIV. I NON-CONF.		12- 2	.85714 26	0- 0	67	145	25	.63034 25	5	5
TOTALS		RPI 1-25	RPI 26-50	W-L RECORDS	RPI 51-100	RPI 101-150	RPI 150+			
19- 5	2- 2	0- 1	OVERALL	6- 2	4- 0	7- 0				
8- 1	2- 0	0- 0	HOME	3- 1	1- 0	2- 0				
5- 3	0- 2	0- 1	AWAY	0- 0	3- 0	2- 0				
6- 1	0- 0	0- 0	NEUTRAL	3- 1	0- 0	3- 0				
12- 2	0- 0	0- 1	NON-CONFERENCE	4- 1	2- 0	6- 0				
4- 0	0- 0	0- 0	HOME	1- 0	1- 0	2- 0				
2- 1	0- 0	0- 1	AWAY	0- 0	1- 0	1- 0				
6- 1	0- 0	0- 0	NEUTRAL	3- 1	0- 0	3- 0				
7- 3	2- 2	0- 0	CONFERENCE	2- 1	2- 0	1- 0				
4- 1	2- 0	0- 0	HOME	2- 1	0- 0	0- 0				
3- 2	0- 2	0- 0	AWAY	0- 0	2- 0	1- 0				
0- 0	0- 0	0- 0	NEUTRAL	0- 0	0- 0	0- 0				
RPI S	Opponent	Score	RPI S	Opponent	Score	RPI S	Opponent	Score		
11 A	Kentucky	1 3	49 A	Virginia	1 3	60 H	Ole Miss	2 3		
17 A	Texas A&M	2 3				64 N	UNI	3 1		
17 H	Texas A&M	3 2				65 N	LIU Brooklyn	2 3		
25 H	LSU	3 1				71 N	Memphis	3 2		
						76 H	Clemson	3 1		
						82 H	South Carolina	3 1		
						91 N	Towson	3 0		
						97 H	Arkansas	3 1		

Non-Div. I Games:

Alabama

Average RPI Win: 127		WON-LOST RECORD		WINNING PCT. RANK		LAST 10 GAMES		STRENGTH OF SCHEDULE		OPP. STRENGTH OF SCHEDULE		TEAM RPI		ADJ RPI		CONF. RPI		ADJ CONF. RPI	
DIV. I ONLY		16- 7		.69565 62		5- 5		14		48		23		.63285 27		2		2	
DIV. I NON-CONF.		12- 2		.85714 26		1- 0		26		115		18		.65498 18		3		3	
TOTALS		RPI 1-25		RPI 26-50		W-L RECORDS		RPI 51-100		RPI 101-150		RPI 150+							
16- 7		0- 5		1- 1		OVERALL		7- 1		3- 0		5- 0							
8- 3		0- 2		1- 1		HOME		3- 0		2- 0		2- 0							
4- 3		0- 2		0- 0		AWAY		2- 1		1- 0		1- 0							
4- 1		0- 1		0- 0		NEUTRAL		2- 0		0- 0		2- 0							
12- 2		0- 1		1- 1		NON-CONFERENCE		4- 0		2- 0		5- 0							
6- 1		0- 0		1- 1		HOME		2- 0		1- 0		2- 0							
2- 0		0- 0		0- 0		AWAY		0- 0		1- 0		1- 0							
4- 1		0- 1		0- 0		NEUTRAL		2- 0		0- 0		2- 0							
4- 5		0- 4		0- 0		CONFERENCE		3- 1		1- 0		0- 0							
2- 2		0- 2		0- 0		HOME		1- 0		1- 0		0- 0							
2- 3		0- 2		0- 0		AWAY		2- 1		0- 0		0- 0							
0- 0		0- 0		0- 0		NEUTRAL		0- 0		0- 0		0- 0							
RPI S	Opponent		Score		RPI S	Opponent		Score		RPI S	Opponent		Score		RPI S	Opponent		Score	
3	H	Texas	1	3	38	H	Lipscomb	2	3	51	A	Baylor	3	1	104	A	Denver	3	1
8	N	Penn St.	0	3	39	H	Creighton	3	1	84	A	West Virginia	3	1	109	H	Texas Tech	3	0
15	H	Kansas St.	2	3						86	H	UMKC	3	1	146	H	North Texas	3	0
19	A	Oklahoma	2	3						88	N	Yale	3	0	156	A	Villanova	3	0
23	A	Iowa St.	2	3						96	N	American	3	1	182	N	Sam Houston St.	3	0
										97	H	Arkansas	3	1	193	H	Cleveland St.	3	1
										99	A	TCU	2	3	213	H	Utah Valley	3	0
										99	H	TCU	3	0	288	N	Bradley	3	0
					LAST 10 GAMES														
					99	A	TCU	2	3	51	A	Baylor	3	1					
					109	H	Texas Tech	3	0	3	H	Texas	1	3					
					23	A	Iowa St.	2	3	15	H	Kansas St.	2	3					
					99	H	TCU	3	0	19	A	Oklahoma	2	3					
					84	A	West Virginia	3	1	97	H	Arkansas	3	1					

Non-Div. I Games:

Kansas

Average RPI Win: 137		WON-LOST RECORD		WINNING PCT. RANK		LAST 10 GAMES		STRENGTH OF SCHEDULE		OPP. STRENGTH OF SCHEDULE		TEAM RPI		ADJ RPI		CONF. RPI		ADJ CONF. RPI	
DIV. I ONLY		19- 4		.82609 17		8- 2		65		42		27		.63075 28		6		6	
DIV. I NON-CONF.		9- 2		.81818 36		0- 0		87		52		32		.61719 35		6		6	
TOTALS		RPI 1-25		RPI 26-50		W-L RECORDS		RPI 51-100		RPI 101-150		RPI 150+							
19- 4		0- 2		3- 2		OVERALL		3- 0		4- 0		9- 0							
9- 1		0- 1		2- 0		HOME		2- 0		1- 0		4- 0							
8- 2		0- 0		1- 2		AWAY		1- 0		3- 0		3- 0							
2- 1		0- 1		0- 0		NEUTRAL		0- 0		0- 0		2- 0							
9- 2		0- 2		0- 0		NON-CONFERENCE		2- 0		2- 0		5- 0							
3- 1		0- 1		0- 0		HOME		1- 0		0- 0		2- 0							
4- 0		0- 0		0- 0		AWAY		1- 0		2- 0		1- 0							
2- 1		0- 1		0- 0		NEUTRAL		0- 0		0- 0		2- 0							
10- 2		0- 0		3- 2		CONFERENCE		1- 0		2- 0		4- 0							
6- 0		0- 0		2- 0		HOME		1- 0		1- 0		2- 0							
4- 2		0- 0		1- 2		AWAY		0- 0		1- 0		2- 0							
0- 0		0- 0		0- 0		NEUTRAL		0- 0		0- 0		0- 0							
RPI S	Opponent		Score		RPI S	Opponent		Score		RPI S	Opponent		Score		RPI S	Opponent		Score	
4 H	Washington		2	3	34 A	San Diego		2	3	59 H	Utah		3	0	103 A	San Francisco		3	0
13 N	Colorado St.		1	3	37 A	Santa Clara		0	3	78 H	Gonzaga		3	0	103 H	San Francisco		3	1
					37 H	Santa Clara		3	0	84 A	West Virginia		3	0	111 A	Idaho St.		3	0
					43 H	Loyola Marymount		3	0						126 A	New Mexico St.		3	0
					48 A	Pacific		3	1						155 A	Pepperdine		3	0
															155 H	Pepperdine		3	1
															160 A	St. Mary's (CA)		3	1
															165 N	IUPUI		3	0
															188 A	UTEP		3	0
															213 H	Utah Valley		3	0
															248 H	Portland		3	0
															254 H	UMBC		3	0
															277 N	Toledo		3	0
LAST 10 GAMES																			
103 A San Francisco					3	0	160 A St. Mary's (CA)					3	1						
37 A Santa Clara					0	3	48 A Pacific					3	1						
155 H Pepperdine					3	1	37 H Santa Clara					3	0						
43 H Loyola Marymount					3	0	103 H San Francisco					3	1						
34 A San Diego					2	3	155 A Pepperdine					3	0						

Non-Div. I Games:

BYU

Average RPI Win:	150	WON-LOST RECORD	WINNING PCT. RANK	LAST 10 GAMES	STRENGTH OF SCHEDULE	OPP. STRENGTH OF SCHEDULE	TEAM RPI	ADJ RPI	CONF. RPI	ADJ CONF. RPI	
DIV. I ONLY		19- 5	.79167 26	10- 0	51	54	29	.6267 29	7	7	
DIV. I NON-CONF.		7- 5	.58333 130	0- 0	42	30	57	.5862 60	8	8	
<hr/>											
TOTALS	RPI 1-25	RPI 26-50	W-L RECORDS		RPI 51-100		RPI 101-150		RPI 150+		
19- 5	0- 5	1- 0	OVERALL		4- 0		2- 0		12- 0		
10- 1	0- 1	0- 0	HOME		1- 0		1- 0		8- 0		
6- 3	0- 3	1- 0	AWAY		2- 0		1- 0		2- 0		
3- 1	0- 1	0- 0	NEUTRAL		1- 0		0- 0		2- 0		
<hr/>											
7- 5	0- 5	0- 0	NON-CONFERENCE		1- 0		0- 0		6- 0		
4- 1	0- 1	0- 0	HOME		0- 0		0- 0		4- 0		
0- 3	0- 3	0- 0	AWAY		0- 0		0- 0		0- 0		
3- 1	0- 1	0- 0	NEUTRAL		1- 0		0- 0		2- 0		
<hr/>											
12- 0	0- 0	1- 0	CONFERENCE		3- 0		2- 0		6- 0		
6- 0	0- 0	0- 0	HOME		1- 0		1- 0		4- 0		
6- 0	0- 0	1- 0	AWAY		2- 0		1- 0		2- 0		
0- 0	0- 0	0- 0	NEUTRAL		0- 0		0- 0		0- 0		
<hr/>											
RPI S	Opponent	Score	RPI S	Opponent	Score	RPI S	Opponent	Score	RPI S	Opponent	Score
3 A	Texas	0 3	46 A	SMU	3 2	69 H	Temple	3 0	143 A	Cincinnati	3 0
10 A	Florida	1 3				71 A	Memphis	3 2	148 H	Houston	3 0
15 A	Kansas St.	0 3				74 A	Tulsa	3 1	153 A	South Fla.	3 1
18 N	Arizona	1 3				97 N	Arkansas	3 0	153 H	South Fla.	3 2
21 H	Marquette	2 3							168 H	UConn	3 0
									169 H	Eastern Ky.	3 0
									180 H	Tulane	3 0
									181 A	East Carolina	3 0
									181 H	East Carolina	3 0
									183 H	Western Caro.	3 0
									184 N	Florida A&M	3 0
									189 H	Northeastern	3 0
									220 N	Middle Tenn.	3 1
									246 H	FIU	3 0
<hr/>											
			LAST 10 GAMES								
			181 H East Carolina 3 0			71 A Memphis 3 2					
			153 H South Fla. 3 2			181 A East Carolina 3 0					
			180 H Tulane 3 0			153 A South Fla. 3 1					
			148 H Houston 3 0			168 H UConn 3 0					
			143 A Cincinnati 3 0			69 H Temple 3 0					

Non-Div. I Games:

UCF

Average RPI Win:		138	WON-LOST RECORD		WINNING PCT. RANK		LAST 10 GAMES		STRENGTH OF SCHEDULE		OPP. STRENGTH OF SCHEDULE		TEAM RPI		ADJ RPI		CONF. RPI		ADJ CONF. RPI	
DIV. I ONLY		16- 5		.7619 44		8- 2		42		63		30		.62466 30		8		8		
DIV. I NON-CONF.		8- 3		.72727 65		0- 0		8		33		15		.65855 17		7		7		
TOTALS		RPI 1-25		RPI 26-50		W-L RECORDS		RPI 51-100		RPI 101-150		RPI 150+								
16- 5		0- 2		1- 3		OVERALL		1- 0		10- 0		4- 0								
12- 3		0- 2		1- 1		HOME		1- 0		8- 0		2- 0								
4- 2		0- 0		0- 2		AWAY		0- 0		2- 0		2- 0								
0- 0		0- 0		0- 0		NEUTRAL		0- 0		0- 0		0- 0								
8- 3		0- 2		1- 1		NON-CONFERENCE		1- 0		6- 0		0- 0								
8- 3		0- 2		1- 1		HOME		1- 0		6- 0		0- 0								
0- 0		0- 0		0- 0		AWAY		0- 0		0- 0		0- 0								
0- 0		0- 0		0- 0		NEUTRAL		0- 0		0- 0		0- 0								
8- 2		0- 0		0- 2		CONFERENCE		0- 0		4- 0		4- 0								
4- 0		0- 0		0- 0		HOME		0- 0		2- 0		2- 0								
4- 2		0- 0		0- 2		AWAY		0- 0		2- 0		2- 0								
0- 0		0- 0		0- 0		NEUTRAL		0- 0		0- 0		0- 0								
RPI	S	Opponent		Score		RPI	S	Opponent		Score		RPI	S	Opponent		Score				
7	H	Oregon		2	3	31	A	Long Beach St.		2	3	73	H	New Mexico		3	1			
14	H	UCLA		0	3	32	H	Arizona St.		0	3			103 H San Francisco		3	1			
						36	A	CSUN		0	3			108 H San Diego St.		3	1			
						41	H	Ohio		3	0			113 A UC Irvine		3	2			
														113 H UC Irvine		3	0			
														123 H Utah St.		3	0			
														125 H Northern Ariz.		3	0			
														125 H Northern Ariz.		3	0			
														129 H UC Santa Barbara		3	1			
														140 H St. John's (NY)		3	1			
														142 A UC Davis		3	0			
														192 A Cal St. Fullerton		3	0			
														192 H Cal St. Fullerton		3	0			
														197 H Cal Poly		3	0			
														295 A UC Riverside		3	0			
LAST 10 GAMES																				
						192 A Cal St. Fullerton	3	0	36 A CSUN	0	3									
						113 A UC Irvine	3	2	113 H UC Irvine	3	0									
						129 H UC Santa Barbara	3	1	192 H Cal St. Fullerton	3	0									
						197 H Cal Poly	3	0	295 A UC Riverside	3	0									
						31 A Long Beach St.	2	3	142 A UC Davis	3	0									

Non-Div. I Games:

Hawaii

Average RPI Win:		153	WON-LOST RECORD		WINNING PCT. RANK		LAST 10 GAMES		STRENGTH OF SCHEDULE		OPP. STRENGTH OF SCHEDULE		TEAM RPI		ADJ RPI		CONF. RPI		ADJ CONF. RPI	
DIV. I ONLY			19- 4		.82609 17		9- 1		74		65		31		.62179 31		8		8	
DIV. I NON-CONF.			10- 4		.71429 74		0- 1		82		56		50		.59465 50		7		7	
TOTALS		RPI 1-25		RPI 26-50		W-L RECORDS		RPI 51-100		RPI 101-150		RPI 150+								
19- 4		0- 2		3- 2		OVERALL		0- 0		7- 0		9- 0								
11- 1		0- 0		2- 1		HOME		0- 0		4- 0		5- 0								
6- 1		0- 1		1- 0		AWAY		0- 0		2- 0		3- 0								
2- 2		0- 1		0- 1		NEUTRAL		0- 0		1- 0		1- 0								
10- 4		0- 2		0- 2		NON-CONFERENCE		0- 0		4- 0		6- 0								
7- 1		0- 0		0- 1		HOME		0- 0		3- 0		4- 0								
1- 1		0- 1		0- 0		AWAY		0- 0		0- 0		1- 0								
2- 2		0- 1		0- 1		NEUTRAL		0- 0		1- 0		1- 0								
9- 0		0- 0		3- 0		CONFERENCE		0- 0		3- 0		3- 0								
4- 0		0- 0		2- 0		HOME		0- 0		1- 0		1- 0								
5- 0		0- 0		1- 0		AWAY		0- 0		2- 0		2- 0								
0- 0		0- 0		0- 0		NEUTRAL		0- 0		0- 0		0- 0								
RPI	S	Opponent		Score		RPI	S	Opponent		Score		RPI	S	Opponent		Score				
6	N	North Carolina		0	3	30	H	Hawaii		3	2	102	H	Northern Colo.		3	0			
9	A	Illinois		0	3	35	N	Oregon St.		2	3	103	H	San Francisco		3	1			
						36	A	CSUN		3	1	113	A	UC Irvine		3	1			
						36	H	CSUN		3	1	129	A	UC Santa Barbara		3	0			
						43	H	Loyola Marymount		1	3	139	N	Southern Ill.		3	1			
												142	H	UC Davis		3	1			
												150	H	Idaho		3	1			
												160	H	St. Mary's (CA)		3	0			
												179	H	A&M-Corpus Christi		3	0			
												192	A	Cal St. Fullerton		3	0			
												197	A	Cal Poly		3	1			
												200	H	Army		3	0			
												225	H	Campbell		3	0			
												235	A	Bakersfield		3	1			
												242	N	Fresno St.		3	0			
												295	H	UC Riverside		3	0			
						LAST 10 GAMES														
						36	A	CSUN		3	1	30	H	Hawaii		3	2			
						142	H	UC Davis		3	1	36	H	CSUN		3	1			
						295	H	UC Riverside		3	0	192	A	Cal St. Fullerton		3	0			
						197	A	Cal Poly		3	1	113	A	UC Irvine		3	1			
						129	A	UC Santa Barbara		3	0	35	N	Oregon St.		2	3			

Non-Div. I Games:

Long Beach St.

Average RPI Win:		113	WON-LOST RECORD		WINNING PCT. RANK		LAST 10 GAMES		STRENGTH OF SCHEDULE		OPP. STRENGTH OF SCHEDULE		TEAM RPI		ADJ RPI		CONF. RPI		ADJ CONF. RPI				
DIV. I ONLY			16- 8		.66667 74		5- 5		40		17		35		.62094 32		1		1				
DIV. I NON-CONF.			10- 2		.83333 32		0- 0		108		71		39		.61077 38		1		1				
TOTALS		RPI 1-25		RPI 26-50		W-L RECORDS		RPI 51-100		RPI 101-150		RPI 150+											
16- 8		3- 5		2- 1		OVERALL		4- 2		3- 0		4- 0											
8- 4		0- 4		0- 0		HOME		3- 0		2- 0		3- 0											
5- 3		3- 1		1- 1		AWAY		0- 1		0- 0		1- 0											
3- 1		0- 0		1- 0		NEUTRAL		1- 1		1- 0		0- 0											
10- 2		0- 1		2- 0		NON-CONFERENCE		1- 1		3- 0		4- 0											
5- 1		0- 1		0- 0		HOME		0- 0		2- 0		3- 0											
2- 0		0- 0		1- 0		AWAY		0- 0		0- 0		1- 0											
3- 1		0- 0		1- 0		NEUTRAL		1- 1		1- 0		0- 0											
6- 6		3- 4		0- 1		CONFERENCE		3- 1		0- 0		0- 0											
3- 3		0- 3		0- 0		HOME		3- 0		0- 0		0- 0											
3- 3		3- 1		0- 1		AWAY		0- 1		0- 0		0- 0											
0- 0		0- 0		0- 0		NEUTRAL		0- 0		0- 0		0- 0											
RPI	S	Opponent		Score		RPI	S	Opponent		Score		RPI	S	Opponent		Score							
1	H	Stanford		1 3		30	A	Hawaii		3 0		58	N	Louisville		0 3							
4	H	Washington		0 3		35	A	Oregon St.		0 3		59	A	Utah		1 3							
7	A	Oregon		3 2		41	N	Ohio		3 2		59	H	Utah		3 2							
12	A	Southern California		3 1								93	H	Washington St.		3 2							
13	H	Colorado St.		2 3								95	N	Northern Ill.		3 2							
18	A	Arizona		2 3								100	H	California		3 1							
24	A	Colorado		3 2																			
24	H	Colorado		2 3																			
						LAST 10 GAMES																	
24 H Colorado						2 3						4 H Washington						0 3					
59 H Utah						3 2						1 H Stanford						1 3					
35 A Oregon St.						0 3						100 H California						3 1					
7 A Oregon						3 2						59 A Utah						1 3					
93 H Washington St.						3 2						24 A Colorado						3 2					

Average RPI Win:	139	WON-LOST	WINNING	LAST 10	STRENGTH OF	OPP. STRENGTH	TEAM	ADJ	CONF.	ADJ CONF.		
Average RPI Loss:	41	RECORD	PCT. RANK	GAMES	SCHEDULE	OF SCHEDULE	RPI	RPI	RPI	RPI		
DIV. I ONLY		19- 5	.79167	26	7- 3	83	37	34	.61679	33	3	3
DIV. I NON-CONF.		10- 2	.83333	32	0- 0	218	111	79	.57147	78	2	2

TOTALS	RPI 1-25	RPI 26-50		W-L RECORDS		RPI 51-100		RPI 101-150		RPI 150+		
19- 5	2- 3	3- 1		OVERALL		4- 0		1- 1		9- 0		
10- 3	2- 2	3- 0		HOME		2- 0		0- 1		3- 0		
5- 2	0- 1	0- 1		AWAY		2- 0		1- 0		2- 0		
4- 0	0- 0	0- 0		NEUTRAL		0- 0		0- 0		4- 0		
10- 2	1- 0	1- 1		NON-CONFERENCE		0- 0		0- 1		8- 0		
5- 1	1- 0	1- 0		HOME		0- 0		0- 1		3- 0		
1- 1	0- 0	0- 1		AWAY		0- 0		0- 0		1- 0		
4- 0	0- 0	0- 0		NEUTRAL		0- 0		0- 0		4- 0		
9- 3	1- 3	2- 0		CONFERENCE		4- 0		1- 0		1- 0		
5- 2	1- 2	2- 0		HOME		2- 0		0- 0		0- 0		
4- 1	0- 1	0- 0		AWAY		2- 0		1- 0		1- 0		
0- 0	0- 0	0- 0		NEUTRAL		0- 0		0- 0		0- 0		
RPI S	Opponent	Score	RPI S	Opponent	Score	RPI S	Opponent	Score	RPI S	Opponent	Score	
5 H	Wisconsin	0 3	34 H	San Diego	3 0	53 H	Michigan	3 2	137 H	Saint Louis	2 3	
8 H	Penn St.	2 3	44 A	Western Ky.	2 3	54 A	Northwestern	3 2	145 A	Maryland	3 1	
9 A	Illinois	1 3	47 H	Michigan St.	3 1	89 A	Indiana	3 1	153 H	South Fla.	3 0	
22 H	Ohio St.	3 2	50 H	Minnesota	3 0	89 H	Indiana	3 0	166 N	Western Mich.	3 1	
25 H	LSU	3 0							175 H	Notre Dame	3 0	
									178 A	Rutgers	3 0	
									239 A	Kennesaw St.	3 0	
									252 N	Austin Peay	3 0	
									276 N	Elon	3 0	
									294 N	UNC Asheville	3 0	
									300 H	Morehead St.	3 0	

LAST 10 GAMES												
50 H	Minnesota	3 0	8 H	Penn St.	2 3							
5 H	Wisconsin	0 3	89 A	Indiana	3 1							
9 A	Illinois	1 3	89 H	Indiana	3 0							
54 A	Northwestern	3 2	145 A	Maryland	3 1							
22 H	Ohio St.	3 2	178 A	Rutgers	3 0							

Average RPI Win:		119	WON-LOST RECORD		WINNING PCT. RANK		LAST 10 GAMES		STRENGTH OF SCHEDULE		OPP. STRENGTH OF SCHEDULE		TEAM RPI		ADJ RPI		CONF. RPI		ADJ CONF. RPI	
DIV. I ONLY			15- 9		.625 105		6- 4		23		33		37		.61657 34		6		6	
DIV. I NON-CONF.			7- 5		.58333 130		0- 0		25		14		44		.60795 40		6		6	
TOTALS		RPI 1-25		RPI 26-50		W-L RECORDS		RPI 51-100		RPI 101-150		RPI 150+								
15- 9		1- 3		3- 5		OVERALL		2- 0		2- 1		7- 0								
10- 3		0- 1		2- 2		HOME		2- 0		1- 0		5- 0								
3- 4		0- 0		1- 3		AWAY		0- 0		1- 1		1- 0								
2- 2		1- 2		0- 0		NEUTRAL		0- 0		0- 0		1- 0								
7- 5		1- 3		0- 2		NON-CONFERENCE		1- 0		1- 0		4- 0								
4- 2		0- 1		0- 1		HOME		1- 0		0- 0		3- 0								
1- 1		0- 0		0- 1		AWAY		0- 0		1- 0		0- 0								
2- 2		1- 2		0- 0		NEUTRAL		0- 0		0- 0		1- 0								
8- 4		0- 0		3- 3		CONFERENCE		1- 0		1- 1		3- 0								
6- 1		0- 0		2- 1		HOME		1- 0		1- 0		2- 0								
2- 3		0- 0		1- 2		AWAY		0- 0		0- 1		1- 0								
0- 0		0- 0		0- 0		NEUTRAL		0- 0		0- 0		0- 0								
RPI	S	Opponent		Score		RPI	S	Opponent		Score		RPI	S	Opponent		Score				
1	H	Stanford		1	3	28	H	BYU		3	2	54	H	Northwestern		3	0			
10	N	Florida		0	3	33	A	Purdue		0	3	78	H	Gonzaga		3	2			
17	N	Texas A&M		1	3	36	H	CSUN		1	3			103 A San Francisco		0	3			
25	N	LSU		3	1	37	A	Santa Clara		2	3			103 H San Francisco		3	1			
						37	H	Santa Clara		1	3			108 A San Diego St.		3	0			
						43	A	Loyola Marymount		0	3			153 N South Fla.		3	0			
						43	H	Loyola Marymount		3	0			155 H Pepperdine		3	0			
						48	A	Pacific		3	2			156 H Villanova		3	0			
														160 A St. Mary's (CA)		3	1			
														202 H Brown		3	0			
														226 H Eastern Wash.		3	0			
														248 H Portland		3	0			
LAST 10 GAMES																				
						37	A	Santa Clara		2	3	48	A	Pacific		3	2			
						103	A	San Francisco		0	3	160	A	St. Mary's (CA)		3	1			
						43	H	Loyola Marymount		3	0	103	H	San Francisco		3	1			
						155	H	Pepperdine		3	0	37	H	Santa Clara		1	3			
						28	H	BYU		3	2	43	A	Loyola Marymount		0	3			

Non-Div. I Games:

San Diego

Average RPI Win: 124		WON-LOST	WINNING	LAST 10	STRENGTH OF		OPP. STRENGTH	TEAM	ADJ	CONF.	ADJ CONF.
Average RPI Loss: 13		RECORD	PCT. RANK	GAMES	SCHEDULE		OF SCHEDULE	RPI	RPI	RPI	RPI
DIV. I ONLY		15- 8	.65217	89	4- 6		37	10	33	.61562	35
DIV. I NON-CONF.		10- 1	.90909	19	0- 0		138	62	33	.61952	32
TOTALS		RPI 1-25	RPI 26-50		W-L RECORDS		RPI 51-100		RPI 101-150		RPI 150+
15- 8		0- 7	3- 1		OVERALL		5- 0		2- 0		5- 0
5- 4		0- 3	1- 1		HOME		4- 0		0- 0		0- 0
4- 4		0- 4	0- 0		AWAY		1- 0		1- 0		2- 0
6- 0		0- 0	2- 0		NEUTRAL		0- 0		1- 0		3- 0
10- 1		0- 0	2- 1		NON-CONFERENCE		1- 0		2- 0		5- 0
1- 1		0- 0	0- 1		HOME		1- 0		0- 0		0- 0
3- 0		0- 0	0- 0		AWAY		0- 0		1- 0		2- 0
6- 0		0- 0	2- 0		NEUTRAL		0- 0		1- 0		3- 0
5- 7		0- 7	1- 0		CONFERENCE		4- 0		0- 0		0- 0
4- 3		0- 3	1- 0		HOME		3- 0		0- 0		0- 0
1- 4		0- 4	0- 0		AWAY		1- 0		0- 0		0- 0
0- 0		0- 0	0- 0		NEUTRAL		0- 0		0- 0		0- 0
RPI S	Opponent	Score	RPI S	Opponent	Score	RPI S	Opponent	Score	RPI S	Opponent	Score
1 A	Stanford	0 3	31 N	Long Beach St.	3 2	53 H	Michigan	3 2	111 N	Idaho St.	3 0
1 H	Stanford	1 3	32 H	Arizona St.	3 0	59 H	Utah	3 2	123 A	Utah St.	3 2
4 H	Washington	1 3	47 H	Michigan St.	1 3	93 H	Washington St.	3 1	160 N	St. Mary's (CA)	3 0
7 A	Oregon	0 3	48 N	Pacific	3 0	100 A	California	3 0	162 A	Seattle	3 0
12 A	Southern California	1 3				100 H	California	3 1	235 A	Bakersfield	3 1
14 A	UCLA	2 3							242 N	Fresno St.	3 0
18 H	Arizona	1 3							305 N	Lafayette	3 0
LAST 10 GAMES											
100 H	California	3 1	14 A	UCLA	2 3						
1 H	Stanford	1 3	93 H	Washington St.	3 1						
32 H	Arizona St.	3 0	4 H	Washington	1 3						
18 H	Arizona	1 3	1 A	Stanford	0 3						
12 A	Southern California	1 3	100 A	California	3 0						

Non-Div. I Games:

Oregon St.

CSUN

Average RPI Win:141

Average RPI Loss:53

WON-LOST
RECORD

WINNING
PCT. RANK

LAST 10
GAMES

STRENGTH OF
SCHEDULE

OPP. STRENGTH
OF SCHEDULE

TEAM
RPI

ADJ
RPI

CONF.
RPI

ADJ CONF.
RPI

DIV. I ONLY

DIV. I NON-CONF.

14- 7

9- 3

.66667

.75

74

55

5- 5

0- 1

28

12

60

42

38

16

.61487

.66201

36

16

8

7

8

7

TOTALS

RPI 1-25

RPI 26-50

W-L RECORDS

RPI 51-100

RPI 101-150

RPI 150+

14- 7

2- 2

6- 4

6- 1

0- 3

0- 0

0- 2

0- 1

4- 2

1- 1

1- 1

2- 0

OVERALL

HOME

AWAY

NEUTRAL

2- 0

0- 0

2- 0

0- 0

1- 2

1- 1

0- 1

0- 0

NON-CONFERENCE

HOME

AWAY

NEUTRAL

2- 0

0- 0

0- 0

0- 0

3- 0

1- 0

2- 0

0- 0

0- 0

0- 0

0- 0

0- 0

0- 0

0- 0

0- 0

0- 0

0- 0

0- 0

0- 0

0- 0

0- 0

0- 0

0- 0

0- 0

0- 0

0- 0

0- 0

0- 0

0- 0

0- 0

0- 0

0- 0

0- 0

0- 0

0- 0

0- 0

0- 0

0- 0

0- 0

0- 0

0- 0

0- 0

0- 0

0- 0

0- 0

0- 0

0- 0

0- 0

0- 0

0- 0

0- 0

0- 0

0- 0

0- 0

0- 0

0- 0

0- 0

0- 0

0- 0

0- 0

0- 0

0- 0

0- 0

0- 0

0- 0

0- 0

0- 0

0- 0

0- 0

0- 0

0- 0

0- 0

0- 0

0- 0

0- 0

0- 0

0- 0

0- 0

0- 0

0- 0

0- 0

0- 0

0- 0

0- 0

0- 0

0- 0

0- 0

0- 0

0- 0

0- 0

0- 0

0- 0

0- 0

0- 0

0- 0

0- 0

0- 0

0- 0

0- 0

0- 0

0- 0

0- 0

0- 0

0- 0

0- 0

0- 0

0- 0

0- 0

0- 0

0- 0

0- 0

0- 0

0- 0

0- 0

0- 0

0- 0

0- 0

0- 0

0- 0

0- 0

0- 0

0- 0

0- 0

0- 0

0- 0

0- 0

0- 0

0- 0

0- 0

0- 0

0- 0

0- 0

0- 0

0- 0

0- 0

0- 0

0- 0

0- 0

0- 0

0- 0

0- 0

0- 0

0- 0

0- 0

0- 0

0- 0

0- 0

0- 0

0- 0

0- 0

0- 0

0- 0

0- 0

0- 0

0- 0

0- 0

0- 0

0- 0

0- 0

0- 0

0- 0

0- 0

0- 0

0- 0

0- 0

0- 0

0- 0

0- 0

0- 0

0- 0

0- 0

0- 0

0- 0

0- 0

0- 0

0- 0

0- 0

0- 0

0- 0

0- 0

0- 0

0- 0

0- 0

0- 0

0- 0

0- 0

0- 0

0- 0

0- 0

0- 0

0- 0

0- 0

0- 0

0- 0

0- 0

0- 0

0- 0

0- 0

0- 0

0- 0

0- 0

0- 0

0- 0

0- 0

0- 0

0- 0

0- 0

0- 0

0- 0

0- 0

0- 0

0- 0

0- 0

0- 0

0- 0

0- 0

0- 0

0- 0

0- 0

0- 0

0- 0

0- 0

0- 0

0- 0

0- 0

0- 0

0- 0

0- 0

0- 0

0- 0

0- 0

0- 0

0- 0

0- 0

0- 0

0- 0

0- 0

0- 0

0- 0

0- 0

0- 0

0- 0

0- 0

0- 0

0- 0

0- 0

0- 0

0- 0

0- 0

0- 0

0- 0

0- 0

0- 0

0- 0

0- 0

0- 0

0- 0

0- 0

0- 0

0- 0

0- 0

0- 0

0- 0

0- 0

0- 0

0- 0

0- 0

0- 0

0- 0

0- 0

0- 0

0- 0

0- 0

0- 0

0- 0

0- 0

0- 0

0- 0

0- 0

0- 0

0- 0

0- 0

0- 0

0- 0

0- 0

0- 0

0- 0

0- 0

0- 0

0- 0

0- 0

0- 0

0- 0

0- 0

0- 0

0- 0

0- 0

0- 0

0- 0

0- 0

0- 0

0- 0

0- 0

0- 0

0- 0

0- 0

0- 0

0- 0

0- 0

0- 0

0- 0

0- 0

0- 0

0- 0

0- 0

0- 0

0- 0

0- 0

0- 0

0- 0

0- 0

0- 0

0- 0

0- 0

0- 0

0- 0

0- 0

0- 0

0- 0

0- 0

0- 0

0- 0

0- 0

0- 0

0- 0

0- 0

0- 0

0- 0

0- 0

0- 0

0- 0

0- 0

0- 0

0- 0

0- 0

0- 0

0- 0

0- 0

0- 0

0- 0

0- 0

0- 0

0- 0

0- 0

0- 0

0- 0

0- 0

0- 0

0- 0

0- 0

0- 0

0- 0

0- 0

0- 0

0- 0

0- 0

0- 0

0- 0

0- 0

0- 0

0- 0

0- 0

0- 0

0- 0

0- 0

0- 0

0- 0

0- 0

0- 0

0- 0

0- 0

0- 0

0- 0

0- 0

0- 0

0- 0

0- 0

0- 0

0- 0

0- 0

0- 0

0- 0

0- 0

0- 0

0- 0

0- 0

0- 0

0- 0

0- 0

0- 0

0- 0

0- 0

0- 0

0- 0

0- 0

0- 0

0- 0

0- 0

0- 0

0- 0

0- 0

0- 0

0- 0

0- 0

0- 0

0- 0

0- 0

0- 0

0- 0

0- 0

0- 0

0- 0

0- 0

0- 0

0- 0

0- 0

0- 0

0- 0

0- 0

0- 0

0- 0

0- 0

0- 0

0- 0

0- 0

0- 0

0- 0

0- 0

0- 0

0- 0

0- 0

0- 0

0- 0

0- 0

0- 0

0- 0

0- 0

0- 0

0- 0

0- 0

0- 0

0- 0

0- 0

0- 0

0- 0

0- 0

0- 0

0- 0

0- 0

0- 0

0- 0

0- 0

0- 0

0- 0

0- 0

0- 0

0- 0

0- 0

0- 0

0- 0

0- 0

0- 0

0- 0

0- 0

0- 0

0- 0

0- 0

0- 0

0- 0

0- 0

0- 0

0- 0

0- 0

0- 0

0- 0

0- 0

0- 0

0- 0

0- 0

0- 0

0- 0

0- 0

0- 0

0- 0

0- 0

0- 0

0- 0

0- 0

0- 0

0- 0

0- 0

0- 0

0- 0

0- 0

0- 0

0- 0

0- 0

0- 0

0- 0

0- 0

0- 0

0- 0

0- 0

0- 0

0- 0

0- 0

0- 0

0- 0

0- 0

0- 0

0- 0

0- 0

0- 0

0- 0

0- 0

0- 0

0- 0

0- 0

0- 0

0- 0

0- 0

0- 0

0- 0

0- 0

0- 0

0- 0

0- 0

0- 0

0- 0

0- 0

0- 0

0- 0

0- 0

0- 0

0- 0

0- 0

0- 0

0- 0

0- 0

0- 0

0- 0

0- 0

0- 0

0- 0

0- 0

0- 0

0- 0

0- 0

0- 0

0- 0

0- 0

0- 0

0- 0

0- 0

0- 0

0- 0

0- 0

0- 0

0- 0

0- 0

0- 0

0- 0

0- 0

0- 0

0- 0

0- 0

0- 0

0- 0

0- 0

0- 0

0- 0

0- 0

0- 0

0- 0

0- 0

0- 0

0- 0

0- 0

0- 0

0- 0

0- 0

0- 0

0- 0

0- 0

0- 0

0- 0

0- 0

0- 0

0- 0

0- 0

0- 0

0- 0

0- 0

0- 0

0- 0

0- 0

0- 0

0- 0

0- 0

0- 0

0- 0

0- 0

0- 0

0- 0

0- 0

0- 0

0- 0

0- 0

0- 0

0- 0

0- 0

0- 0

0- 0

0- 0

0- 0

0- 0

0- 0

0- 0

0- 0

0- 0

0- 0

0- 0

0- 0

0- 0

0- 0

0- 0

0- 0

0- 0

0- 0

0- 0

0- 0

0- 0

0- 0

0- 0

0- 0

0- 0

0- 0

0- 0

0- 0

0- 0

0- 0

0- 0

0- 0

0- 0

0- 0

0- 0

0- 0

0- 0

0- 0

0- 0

0- 0

0- 0

0- 0

0- 0

0- 0

0- 0

0- 0

0- 0

0- 0

0- 0

0- 0

0- 0

0- 0

0- 0

0- 0

0- 0

0- 0

0- 0

0- 0

0- 0

0- 0

0- 0

0- 0

0- 0

0- 0

0- 0

0- 0

0- 0

0- 0

0- 0

0- 0

0- 0

0- 0

0- 0

0- 0

0- 0

0- 0

0- 0

0- 0

0- 0

0- 0

0- 0

0- 0

0- 0

0- 0

0- 0

0- 0

0- 0

0- 0

0- 0

0- 0

0- 0

0- 0

0- 0

0- 0

0- 0

0- 0

0- 0

0- 0

0- 0

0- 0

0- 0

0- 0

0- 0

0- 0

0- 0

0- 0

0- 0

0- 0

0- 0

0- 0

0- 0

0- 0

0- 0

0- 0

0- 0

0- 0

0- 0

0- 0

0- 0

0- 0

0- 0

0- 0

Non-Div. I Games:

CSUN

Average RPI Win:		146	WON-LOST RECORD		WINNING PCT. RANK		LAST 10 GAMES		STRENGTH OF SCHEDULE		OPP. STRENGTH OF SCHEDULE		TEAM RPI		ADJ RPI		CONF. RPI		ADJ CONF. RPI		
DIV. I ONLY			18- 7		.72 58		7- 3		45		93		39		.61439		37		6		
DIV. I NON-CONF.			10- 3		.76923 51		0- 0		95		142		54		.59195		54		6		
TOTALS		RPI 1-25		RPI 26-50		W-L RECORDS		RPI 51-100		RPI 101-150		RPI 150+									
18- 7		1- 1		5- 2		OVERALL		1- 2		1- 2		10- 0									
6- 1		1- 0		3- 0		HOME		0- 1		0- 0		2- 0									
7- 6		0- 1		2- 2		AWAY		0- 1		1- 2		4- 0									
5- 0		0- 0		0- 0		NEUTRAL		1- 0		0- 0		4- 0									
10- 3		1- 1		0- 0		NON-CONFERENCE		1- 1		1- 1		7- 0									
2- 0		1- 0		0- 0		HOME		0- 0		0- 0		1- 0									
3- 3		0- 1		0- 0		AWAY		0- 1		1- 1		2- 0									
5- 0		0- 0		0- 0		NEUTRAL		1- 0		0- 0		4- 0									
8- 4		0- 0		5- 2		CONFERENCE		0- 1		0- 1		3- 0									
4- 1		0- 0		3- 0		HOME		0- 1		0- 0		1- 0									
4- 3		0- 0		2- 2		AWAY		0- 0		0- 1		2- 0									
0- 0		0- 0		0- 0		NEUTRAL		0- 0		0- 0		0- 0									
RPI	S	Opponent		Score		RPI	S	Opponent		Score		RPI	S	Opponent		Score					
1	A	Stanford		0	3	28	A	BYU		0	3	70	A	Harvard		2	3				
20	H	Duke		3	0	28	H	BYU		3	0	78	H	Gonzaga		2	3				
						34	A	San Diego		3	1	95	N	Northern Ill.		3	0				
						34	H	San Diego		3	2			129 A UC Santa Barbara		0	3				
						43	A	Loyola Marymount		3	2			155 A Pepperdine		3	1				
						48	A	Pacific		0	3			159 N Delaware		3	0				
						48	H	Pacific		3	0			160 A St. Mary's (CA)		3	1				
														187 H Penn		3	0				
														197 A Cal Poly		3	2				
														200 A Army		3	0				
														248 H Portland		3	1				
														273 N Central Conn. St.		3	0				
														305 N Lafayette		3	0				
														322 N St. Francis Brooklyn		3	0				
LAST 10 GAMES																					
34 H San Diego						3	2	155 A Pepperdine						3	1						
28 H BYU						3	0	78 H Gonzaga						2	3						
48 A Pacific						0	3	248 H Portland						3	1						
160 A St. Mary's (CA)						3	1	28 A BYU						0	3						
43 A Loyola Marymount						3	2	34 A San Diego						3	1						

Non-Div. I Games:

Santa Clara

Average RPI Win:	149	WON-LOST RECORD	WINNING PCT. RANK	LAST 10 GAMES	STRENGTH OF SCHEDULE	OPP. STRENGTH OF SCHEDULE	TEAM RPI	ADJ RPI	CONF. RPI	ADJ CONF. RPI	
DIV. I ONLY		16- 7	.69565 62	9- 1	38	86	36	.61418 38	12	13	
DIV. I NON-CONF.		7- 6	.53846 147	1- 0	30	34	65	.5878 57	15	14	
<hr/>											
TOTALS	RPI 1-25	RPI 26-50		W-L RECORDS	RPI 51-100		RPI 101-150		RPI 150+		
16- 7	0- 1	2- 2		OVERALL	3- 3		2- 1		9- 0		
7- 3	0- 0	0- 1		HOME	2- 1		0- 1		5- 0		
6- 3	0- 1	1- 0		AWAY	1- 2		1- 0		3- 0		
3- 1	0- 0	1- 1		NEUTRAL	0- 0		1- 0		1- 0		
<hr/>											
7- 6	0- 1	2- 2		NON-CONFERENCE	0- 2		2- 1		3- 0		
2- 3	0- 0	0- 1		HOME	0- 1		0- 1		2- 0		
2- 2	0- 1	1- 0		AWAY	0- 1		1- 0		0- 0		
3- 1	0- 0	1- 1		NEUTRAL	0- 0		1- 0		1- 0		
<hr/>											
9- 1	0- 0	0- 0		CONFERENCE	3- 1		0- 0		6- 0		
5- 0	0- 0	0- 0		HOME	2- 0		0- 0		3- 0		
4- 1	0- 0	0- 0		AWAY	1- 1		0- 0		3- 0		
0- 0	0- 0	0- 0		NEUTRAL	0- 0		0- 0		0- 0		
<hr/>											
RPI S	Opponent	Score	RPI S	Opponent	Score	RPI S	Opponent	Score	RPI S	Opponent	Score
11 A	Kentucky	1 3	27 A	Kansas	3 2	56 A	Xavier	1 3	115 H	Georgia Tech	2 3
			39 N	Creighton	1 3	59 H	Utah	1 3	116 A	Missouri	3 1
			42 N	Illinois St.	3 2	66 A	FGCU	3 1	144 N	Oakland	3 0
			44 H	Western Ky.	0 3	66 H	FGCU	3 1	174 A	Stetson	3 1
						94 A	Northern Ky.	2 3	174 H	Stetson	3 0
						94 H	Northern Ky.	3 1	177 H	Belmont	3 0
									185 H	Jacksonville	3 1
									206 H	North Florida	3 2
									207 H	East Tenn. St.	3 1
									213 N	Utah Valley	3 1
									239 A	Kennesaw St.	3 0
									260 A	USC Upstate	3 0
<hr/>											
LAST 10 GAMES											
			66 H	FGCU	3 1	66 A	FGCU	3 1			
			174 H	Stetson	3 0	206 H	North Florida	3 2			
			94 A	Northern Ky.	2 3	185 H	Jacksonville	3 1			
			177 H	Belmont	3 0	239 A	Kennesaw St.	3 0			
			174 A	Stetson	3 1	260 A	USC Upstate	3 0			

Non-Div. I Games:

Lipscomb

Average RPI Win:		141	WON-LOST RECORD		WINNING PCT. RANK		LAST 10 GAMES		STRENGTH OF SCHEDULE		OPP. STRENGTH OF SCHEDULE		TEAM RPI		ADJ RPI		CONF. RPI		ADJ CONF. RPI					
DIV. I ONLY			18- 7		.72		58		9- 1		69		35		44		.6118		39		9		9	
DIV. I NON-CONF.			7- 6		.53846		147		0- 0		35		7		55		.59304		53		9		9	
TOTALS		RPI 1-25		RPI 26-50		W-L RECORDS		RPI 51-100		RPI 101-150		RPI 150+												
18- 7		3- 4		1- 1		OVERALL		4- 2		1- 0		9- 0												
11- 2		2- 1		0- 0		HOME		3- 1		1- 0		5- 0												
4- 4		1- 2		0- 1		AWAY		0- 1		0- 0		3- 0												
3- 1		0- 1		1- 0		NEUTRAL		1- 0		0- 0		1- 0												
7- 6		1- 4		1- 1		NON-CONFERENCE		2- 1		0- 0		3- 0												
4- 2		1- 1		0- 0		HOME		1- 1		0- 0		2- 0												
0- 3		0- 2		0- 1		AWAY		0- 0		0- 0		0- 0												
3- 1		0- 1		1- 0		NEUTRAL		1- 0		0- 0		1- 0												
11- 1		2- 0		0- 0		CONFERENCE		2- 1		1- 0		6- 0												
7- 0		1- 0		0- 0		HOME		2- 0		1- 0		3- 0												
4- 1		1- 0		0- 0		AWAY		0- 1		0- 0		3- 0												
0- 0		0- 0		0- 0		NEUTRAL		0- 0		0- 0		0- 0												
RPI	S	Opponent		Score		RPI	S	Opponent		Score		RPI	S	Opponent		Score								
9	H	Illinois		1	3	27	A	Kansas		1	3	56	H	Xavier		3	0							
11	A	Kentucky		0	3	38	N	Lipscomb		3	1	63	A	Seton Hall		2	3							
12	N	Southern California		1	3							64	N	UNI		3	2							
16	A	Nebraska		1	3							83	H	Butler		3	1							
21	A	Marquette		3	1							90	H	Wichita St.		3	1							
21	H	Marquette		3	1							92	H	South Dakota		2	3							
24	H	Colorado		3	0																			
LAST 10 GAMES						LAST 10 GAMES						LAST 10 GAMES												
172 H Georgetown						3	0	156 A Villanova						3	1	140 H St. John's (NY)						3	0	
293 H DePaul						3	0	63 A Seton Hall						2	3	155 H Pepperdine						3	1	
21 H Marquette						3	1	21 A Marquette						3	1	156 A Villanova						3	1	
301 H Providence						3	0	293 A DePaul						3	1	172 A Georgetown						3	0	
140 H St. John's (NY)						3	0	56 H Xavier						3	0	172 H Georgetown						3	0	
																213 N Utah Valley						3	0	
																243 H Bowling Green						3	0	
																293 A DePaul						3	1	
																293 H DePaul						3	0	
																301 H Providence						3	0	

Non-Div. I Games:

Creighton

Average RPI Win: 136		WON-LOST RECORD		WINNING PCT. RANK		LAST 10 GAMES		STRENGTH OF SCHEDULE		OPP. STRENGTH OF SCHEDULE		TEAM RPI		ADJ RPI		CONF. RPI		ADJ CONF. RPI	
DIV. I ONLY		15- 7		.68182 69		7- 3		31		41		32		.6118 39		4		4	
DIV. I NON-CONF.		7- 4		.63636 109		0- 0		21		98		42		.60426 45		4		4	
TOTALS		RPI 1-25		RPI 26-50		W-L RECORDS		RPI 51-100		RPI 101-150		RPI 150+							
15- 7		0- 4		0- 1		OVERALL		5- 2		4- 0		6- 0							
9- 1		0- 1		0- 0		HOME		4- 0		2- 0		3- 0							
4- 4		0- 3		0- 0		AWAY		1- 1		1- 0		2- 0							
2- 2		0- 0		0- 1		NEUTRAL		0- 1		1- 0		1- 0							
7- 4		0- 1		0- 1		NON-CONFERENCE		2- 2		2- 0		3- 0							
5- 0		0- 0		0- 0		HOME		2- 0		1- 0		2- 0							
0- 2		0- 1		0- 0		AWAY		0- 1		0- 0		0- 0							
2- 2		0- 0		0- 1		NEUTRAL		0- 1		1- 0		1- 0							
8- 3		0- 3		0- 0		CONFERENCE		3- 0		2- 0		3- 0							
4- 1		0- 1		0- 0		HOME		2- 0		1- 0		1- 0							
4- 2		0- 2		0- 0		AWAY		1- 0		1- 0		2- 0							
0- 0		0- 0		0- 0		NEUTRAL		0- 0		0- 0		0- 0							
RPI S	Opponent	Score		RPI S	Opponent	Score		RPI S	Opponent	Score		RPI S	Opponent	Score					
2 H	Florida St.	2	3	45 N	UALR	1	3	61 H	Virginia Tech	3	1	115 H	Georgia Tech	3	0				
5 A	Wisconsin	0	3					63 H	Seton Hall	3	0	116 H	Missouri	3	1				
6 A	North Carolina	0	3					66 H	FGCU	3	0	119 N	Ball St.	3	2				
20 A	Duke	0	3					76 H	Clemson	3	1	138 A	Boston College	3	0				
								79 N	Missouri St.	0	3	152 A	Wake Forest	3	0				
								87 A	North Carolina St.	3	0	164 H	UNC Greensboro	3	0				
								99 A	TCU	2	3	175 H	Notre Dame	3	0				
												184 H	Florida A&M	3	0				
												201 A	Syracuse	3	1				
												316 N	Prairie View	3	0				
LAST 10 GAMES																			
	87 A North Carolina St.	3	0		138 A Boston College	3	0												
	6 A North Carolina	0	3		201 A Syracuse	3	1												
	152 A Wake Forest	3	0		2 H Florida St.	2	3												
	115 H Georgia Tech	3	0		76 H Clemson	3	1												
	61 H Virginia Tech	3	1		20 A Duke	0	3												

Non-Div. I Games:

Miami (FL)

Average RPI Win:	154	WON-LOST RECORD	WINNING PCT. RANK	LAST 10 GAMES	STRENGTH OF SCHEDULE	OPP. STRENGTH OF SCHEDULE	TEAM RPI	ADJ RPI	CONF. RPI	ADJ CONF. RPI		
DIV. I ONLY		19- 4	.82609	17	10- 0	121	53	40	.6102	41	16	17
DIV. I NON-CONF.		7- 4	.63636	109	0- 0	85	4	59	.59124	55	16	16
<hr/>												
TOTALS	RPI 1-25	RPI 26-50		W-L RECORDS		RPI 51-100		RPI 101-150		RPI 150+		
19- 4	1- 1	0- 2		OVERALL		4- 1		4- 0		10- 0		
8- 1	0- 1	0- 0		HOME		3- 0		1- 0		4- 0		
7- 2	0- 0	0- 1		AWAY		1- 1		2- 0		4- 0		
4- 1	1- 0	0- 1		NEUTRAL		0- 0		1- 0		2- 0		
7- 4	1- 1	0- 2		NON-CONFERENCE		3- 1		1- 0		2- 0		
2- 1	0- 1	0- 0		HOME		2- 0		0- 0		0- 0		
1- 2	0- 0	0- 1		AWAY		1- 1		0- 0		0- 0		
4- 1	1- 0	0- 1		NEUTRAL		0- 0		1- 0		2- 0		
12- 0	0- 0	0- 0		CONFERENCE		1- 0		3- 0		8- 0		
6- 0	0- 0	0- 0		HOME		1- 0		1- 0		4- 0		
6- 0	0- 0	0- 0		AWAY		0- 0		2- 0		4- 0		
0- 0	0- 0	0- 0		NEUTRAL		0- 0		0- 0		0- 0		
<hr/>												
RPI S	Opponent	Score		RPI S	Opponent	Score		RPI S	Opponent	Score		
17 H	Texas A&M	0	3	30 A	Hawaii	0	3	54 A	Northwestern	2	3	
22 N	Ohio St.	3	1	32 N	Arizona St.	2	3	56 A	Xavier	3	0	
								61 H	Virginia Tech	3	1	
								67 H	VCU	3	0	
								95 H	Northern Ill.	3	0	
								108 N	San Diego St.	3	1	
								119 A	Ball St.	3	1	
								124 H	Eastern Mich.	3	1	
								133 A	Miami (OH)	3	2	
								166 H	Western Mich.	3	1	
								170 A	Kent St.	3	1	
								170 H	Kent St.	3	1	
								171 H	Buffalo	3	0	
								201 N	Syracuse	3	1	
								218 N	Green Bay	3	0	
								243 A	Bowling Green	3	0	
								251 A	Central Mich.	3	1	
								270 H	Akron	3	0	
								277 A	Toledo	3	0	
<hr/>												
LAST 10 GAMES												
124 H Eastern Mich.				3	1	119 A Ball St.				3	1	
170 A Kent St.				3	1	243 A Bowling Green				3	0	
95 H Northern Ill.				3	0	133 A Miami (OH)				3	2	
166 H Western Mich.				3	1	270 H Akron				3	0	
277 A Toledo				3	0	171 H Buffalo				3	0	

Non-Div. I Games:

Ohio

Average RPI Win:	156	WON-LOST RECORD	WINNING PCT. RANK	LAST 10 GAMES	STRENGTH OF SCHEDULE	OPP. STRENGTH OF SCHEDULE	TEAM RPI	ADJ RPI	CONF. RPI	ADJ CONF. RPI				
DIV. I ONLY		18- 5	.78261 36	10- 0	77	87	41	.60921 42	13	12				
DIV. I NON-CONF.		6- 5	.54545 146	0- 0	36	22	64	.58642 59	10	10				
<hr/>														
TOTALS	RPI 1-25	RPI 26-50		W-L RECORDS	RPI 51-100		RPI 101-150		RPI 150+					
18- 5	1- 1	0- 1		OVERALL	4- 2		4- 1		9- 0					
6- 0	0- 0	0- 0		HOME	1- 0		1- 0		4- 0					
8- 2	0- 1	0- 0		AWAY	3- 0		1- 1		4- 0					
4- 3	1- 0	0- 1		NEUTRAL	0- 2		2- 0		1- 0					
<hr/>														
6- 5	1- 1	0- 1		NON-CONFERENCE	1- 2		2- 1		2- 0					
1- 0	0- 0	0- 0		HOME	0- 0		0- 0		1- 0					
1- 2	0- 1	0- 0		AWAY	1- 0		0- 1		0- 0					
4- 3	1- 0	0- 1		NEUTRAL	0- 2		2- 0		1- 0					
<hr/>														
12- 0	0- 0	0- 0		CONFERENCE	3- 0		2- 0		7- 0					
5- 0	0- 0	0- 0		HOME	1- 0		1- 0		3- 0					
7- 0	0- 0	0- 0		AWAY	2- 0		1- 0		4- 0					
0- 0	0- 0	0- 0		NEUTRAL	0- 0		0- 0		0- 0					
<hr/>														
RPI S	Opponent	Score	RPI S	Opponent	Score	RPI S	Opponent	Score	RPI S	Opponent	Score			
7 A	Oregon	2 3	38 N	Lipscomb	2 3	51 N	Baylor	2 3	116 A	Missouri	1 3			
22 N	Ohio St.	3 2				56 N	Xavier	1 3	130 N	Central Ark.	3 1			
						64 H	UNI	3 1	139 A	Southern Ill.	3 0			
						68 A	George Washington	3 1	139 H	Southern Ill.	3 1			
						79 A	Missouri St.	3 0	144 N	Oakland	3 1			
						90 A	Wichita St.	3 0	157 A	Indiana St.	3 0			
									157 H	Indiana St.	3 0			
									194 H	Ill.-Chicago	3 0			
									196 A	Loyola Chicago	3 0			
									198 H	Drake	3 2			
									215 N	Columbia	3 0			
									263 A	Evansville	3 0			
									263 H	Evansville	3 0			
									288 A	Bradley	3 0			
<hr/>														
			LAST 10 GAMES											
			157 H Indiana St.			3 0			196 A Loyola Chicago			3 0		
			139 A Southern Ill.			3 0			288 A Bradley			3 0		
			263 A Evansville			3 0			157 A Indiana St.			3 0		
			198 H Drake			3 2			263 H Evansville			3 0		
			64 H UNI			3 1			139 H Southern Ill.			3 1		

Non-Div. I Games:

Illinois St.

Average RPI Win:	148	WON-LOST	WINNING	LAST 10	STRENGTH OF	OPP. STRENGTH	TEAM	ADJ	CONF.	ADJ CONF.	
Average RPI Loss:	45	RECORD	PCT. RANK	GAMES	SCHEDULE	OF SCHEDULE	RPI	RPI	RPI	RPI	
DIV. I ONLY	19- 5	.79167	26	6- 4	102	55	43	.60679	43	6	6
DIV. I NON-CONF.	12- 0	1	1	0- 0	127	81	22	.64503	21	6	6
<hr/>											
TOTALS	RPI 1-25	RPI 26-50		W-L RECORDS		RPI 51-100		RPI 101-150		RPI 150+	
19- 5	1- 0	2- 4		OVERALL		3- 1		4- 0		9- 0	
9- 1	1- 0	1- 1		HOME		2- 0		2- 0		3- 0	
6- 4	0- 0	1- 3		AWAY		1- 1		0- 0		4- 0	
4- 0	0- 0	0- 0		NEUTRAL		0- 0		2- 0		2- 0	
<hr/>											
12- 0	1- 0	1- 0		NON-CONFERENCE		2- 0		3- 0		5- 0	
5- 0	1- 0	0- 0		HOME		1- 0		1- 0		2- 0	
3- 0	0- 0	1- 0		AWAY		1- 0		0- 0		1- 0	
4- 0	0- 0	0- 0		NEUTRAL		0- 0		2- 0		2- 0	
<hr/>											
7- 5	0- 0	1- 4		CONFERENCE		1- 1		1- 0		4- 0	
4- 1	0- 0	1- 1		HOME		1- 0		1- 0		1- 0	
3- 4	0- 0	0- 3		AWAY		0- 1		0- 0		3- 0	
0- 0	0- 0	0- 0		NEUTRAL		0- 0		0- 0		0- 0	
<hr/>											
RPI S	Opponent	Score		RPI S	Opponent	Score		RPI S	Opponent	Score	
14 H	UCLA	3	0	28 A	BYU	0	3	65 H	LIU Brooklyn	3	0
				31 A	Long Beach St.	3	1	78 A	Gonzaga	1	3
				34 A	San Diego	0	3	78 H	Gonzaga	3	2
				34 H	San Diego	3	0	93 A	Washington St.	3	1
				37 H	Santa Clara	2	3				
				48 A	Pacific	2	3				
							</				

Non-Div. I Games:

Loyola Marymount

Average RPI Win: 173		WON-LOST	WINNING	LAST 10	STRENGTH OF		OPP. STRENGTH	TEAM	ADJ	CONF.	ADJ CONF.
Average RPI Loss: 55		RECORD	PCT. RANK	GAMES	SCHEDULE		OF SCHEDULE	RPI	RPI	RPI	RPI
DIV. I ONLY		23- 5	.82143	22	98		121	42	.60601	44	15
DIV. I NON-CONF.		12- 4	.75	55	71		100	41	.60751	42	13
TOTALS		RPI 1-25	RPI 26-50		W-L RECORDS		RPI 51-100		RPI 101-150		RPI 150+
23- 5	0- 0		2- 2		OVERALL		4- 3		3- 0		14- 0
11- 0	0- 0		1- 0		HOME		1- 0		2- 0		7- 0
7- 3	0- 0		1- 1		AWAY		1- 2		1- 0		4- 0
5- 2	0- 0		0- 1		NEUTRAL		2- 1		0- 0		3- 0
12- 4	0- 0		2- 2		NON-CONFERENCE		3- 2		0- 0		7- 0
5- 0	0- 0		1- 0		HOME		0- 0		0- 0		4- 0
2- 2	0- 0		1- 1		AWAY		1- 1		0- 0		0- 0
5- 2	0- 0		0- 1		NEUTRAL		2- 1		0- 0		3- 0
11- 1	0- 0		0- 0		CONFERENCE		1- 1		3- 0		7- 0
6- 0	0- 0		0- 0		HOME		1- 0		2- 0		3- 0
5- 1	0- 0		0- 0		AWAY		0- 1		1- 0		4- 0
0- 0	0- 0		0- 0		NEUTRAL		0- 0		0- 0		0- 0
RPI S	Opponent	Score	RPI S	Opponent	Score	RPI S	Opponent	Score	RPI S	Opponent	Score
			33 H	Purdue	3 2	57 A	UNLV	0 3	122 A	Fla. Atlantic	3 0
			36 N	CSUN	0 3	65 N	LIU Brooklyn	1 3	122 H	Fla. Atlantic	3 1
			38 A	Lipscomb	3 0	72 A	UTSA	1 3	146 H	North Texas	3 1
			47 A	Michigan St.	0 3	75 H	Rice	3 2	166 H	Western Mich.	3 0
						79 A	Missouri St.	3 0	167 H	Marshall	3 0
						98 N	Milwaukee	3 1	177 H	Belmont	3 0
						98 N	Milwaukee	3 0	188 A	UTEP	3 0
									190 N	Oral Roberts	3 1
									204 H	Charlotte	3 0
									241 A	UAB	3 1
									246 A	FIU	3 0
									246 H	FIU	3 0
									252 H	Austin Peay	3 1
									253 N	Incarnate Word	3 0
									267 A	Louisiana Tech	3 0
									287 H	Tennessee Tech	3 0
									295 N	UC Riverside	3 0
			LAST 10 GAMES								
			241 A	UAB	3 1	146 H	North Texas	3 1			
			122 H	Fla. Atlantic	3 1	167 H	Marshall	3 0			
			246 H	FIU	3 0	204 H	Charlotte	3 0			
			188 A	UTEP	3 0	122 A	Fla. Atlantic	3 0			
			72 A	UTSA	1 3	246 A	FIU	3 0			

Non-Div. I Games:

Western Ky.

Average RPI Win:		182	WON-LOST RECORD		WINNING PCT. RANK		LAST 10 GAMES		STRENGTH OF SCHEDULE		OPP. STRENGTH OF SCHEDULE		TEAM RPI		ADJ RPI		CONF. RPI		ADJ CONF. RPI	
Average RPI Loss:		29																		
DIV. I ONLY			21- 4		.84 13		10- 0		135		115		45		.60203 45		11		11	
DIV. I NON-CONF.			6- 4		.6 122		0- 0		139		94		117		.54006 107		12		12	
TOTALS		RPI 1-25		RPI 26-50		W-L RECORDS		RPI 51-100		RPI 101-150		RPI 150+								
21- 4		0- 2		1- 2		OVERALL		5- 0		3- 0		12- 0								
8- 0		0- 0		0- 0		HOME		3- 0		2- 0		3- 0								
8- 2		0- 1		0- 1		AWAY		2- 0		1- 0		5- 0								
5- 2		0- 1		1- 1		NEUTRAL		0- 0		0- 0		4- 0								
6- 4		0- 2		1- 2		NON-CONFERENCE		1- 0		0- 0		4- 0								
0- 0		0- 0		0- 0		HOME		0- 0		0- 0		0- 0								
1- 2		0- 1		0- 1		AWAY		1- 0		0- 0		0- 0								
5- 2		0- 1		1- 1		NEUTRAL		0- 0		0- 0		4- 0								
15- 0		0- 0		0- 0		CONFERENCE		4- 0		3- 0		8- 0								
8- 0		0- 0		0- 0		HOME		3- 0		2- 0		3- 0								
7- 0		0- 0		0- 0		AWAY		1- 0		1- 0		5- 0								
0- 0		0- 0		0- 0		NEUTRAL		0- 0		0- 0		0- 0								
RPI	S	Opponent		Score		RPI	S	Opponent		Score		RPI	S	Opponent		Score				
12	N	Southern California		1	3	36	N	CSUN		0	3	62	A	Appalachian St.		3	1			
19	A	Oklahoma		1	3	39	N	Miami (FL)		3	1	62	H	Appalachian St.		3	0			
						48	A	Pacific		0	3	77	H	Arkansas St.		3	0			
												80	H	Texas-Arlington		3	1			
												99	A	TCU		3	0			

Non-Div. I Games:

UALR

Average RPI Win: 154		WON-LOST RECORD	WINNING PCT. RANK	LAST 10 GAMES	STRENGTH OF SCHEDULE	OPP. STRENGTH OF SCHEDULE	TEAM RPI	ADJ RPI	CONF. RPI	ADJ CONF. RPI	
Average RPI Loss: 69											
DIV. I ONLY		19- 5	.79167 26	7- 3	120	61	46	.59815 46	7	7	
DIV. I NON-CONF.		11- 1	.91667 15	0- 0	117	63	27	.62779 27	8	8	
TOTALS		RPI 1-25	RPI 26-50	W-L RECORDS	RPI 51-100	RPI 101-150	RPI 150+				
19- 5	1- 0	0- 1	OVERALL	3- 3	6- 1	9- 0					
10- 1	1- 0	0- 1	HOME	1- 0	3- 0	5- 0					
5- 4	0- 0	0- 0	AWAY	1- 3	2- 1	2- 0					
4- 0	0- 0	0- 0	NEUTRAL	1- 0	1- 0	2- 0					
11- 1	1- 0	0- 0	NON-CONFERENCE	3- 0	3- 1	4- 0					
6- 0	1- 0	0- 0	HOME	1- 0	2- 0	2- 0					
1- 1	0- 0	0- 0	AWAY	1- 0	0- 1	0- 0					
4- 0	0- 0	0- 0	NEUTRAL	1- 0	1- 0	2- 0					
8- 4	0- 0	0- 1	CONFERENCE	0- 3	3- 0	5- 0					
4- 1	0- 0	0- 1	HOME	0- 0	1- 0	3- 0					
4- 3	0- 0	0- 0	AWAY	0- 3	2- 0	2- 0					
0- 0	0- 0	0- 0	NEUTRAL	0- 0	0- 0	0- 0					
RPI S	Opponent	Score	RPI S	Opponent	Score	RPI S	Opponent	Score	RPI S	Opponent	Score
19 H	Oklahoma	3 2	29 H	UCF	2 3	69 A	Temple	2 3	103 A	San Francisco	0 3
						71 A	Memphis	0 3	115 H	Georgia Tech	3 0
						73 H	New Mexico	3 2	120 H	Col. of Charleston	3 0
						74 A	Tulsa	1 3	121 N	Georgia	3 1
						92 N	South Dakota	3 0	143 A	Cincinnati	3 1
						97 A	Arkansas	3 2	148 A	Houston	3 0
									148 H	Houston	3 1
									153 H	South Fla.	3 0
									168 A	UConn	3 1
									180 A	Tulane	3 0
									180 H	Tulane	3 2
									181 H	East Carolina	3 0
									199 H	Houston Baptist	3 0
									224 N	Stony Brook	3 0
									259 H	Texas Southern	3 1
									298 N	Fordham	3 0
			LAST 10 GAMES								
			148 A	Houston	3 0	74 A	Tulsa	1 3			
			180 A	Tulane	3 0	180 H	Tulane	3 2			
			168 A	UConn	3 1	148 H	Houston	3 1			
			69 A	Temple	2 3	71 A	Memphis	0 3			
			181 H	East Carolina	3 0	143 A	Cincinnati	3 1			

Non-Div. I Games:

SMU

Average RPI Win:	128	WON-LOST	WINNING	LAST 10		STRENGTH OF	OPP. STRENGTH	TEAM	ADJ	CONF.	ADJ CONF.	
Average RPI Loss:	24	RECORD	PCT. RANK	GAMES		SCHEDULE	OF SCHEDULE	RPI	RPI	RPI	RPI	
DIV. I ONLY		13- 10	.56522	144	5- 5	22	27	47	.59747	47	3	3
DIV. I NON-CONF.		7- 4	.63636	109	0- 0	15	47	29	.62429	29	2	2
<hr/>												
TOTALS	RPI 1-25	RPI 26-50		W-L RECORDS		RPI 51-100		RPI 101-150		RPI 150+		
13- 10	0- 7	2- 1		OVERALL		4- 2		3- 0		4- 0		
5- 5	0- 4	1- 0		HOME		3- 1		1- 0		0- 0		
6- 5	0- 3	1- 1		AWAY		1- 1		2- 0		2- 0		
2- 0	0- 0	0- 0		NEUTRAL		0- 0		0- 0		2- 0		
7- 4	0- 3	2- 0		NON-CONFERENCE		1- 1		1- 0		3- 0		
2- 3	0- 2	1- 0		HOME		1- 1		0- 0		0- 0		
3- 1	0- 1	1- 0		AWAY		0- 0		1- 0		1- 0		
2- 0	0- 0	0- 0		NEUTRAL		0- 0		0- 0		2- 0		
6- 6	0- 4	0- 1		CONFERENCE		3- 1		2- 0		1- 0		
3- 2	0- 2	0- 0		HOME		2- 0		1- 0		0- 0		
3- 4	0- 2	0- 1		AWAY		1- 1		1- 0		1- 0		
0- 0	0- 0	0- 0		NEUTRAL		0- 0		0- 0		0- 0		
RPI S	Opponent	Score	RPI S	Opponent	Score	RPI S	Opponent	Score	RPI S	Opponent	Score	
6 H	North Carolina	0 3	33 A	Purdue	1 3	53 A	Michigan	1 3	105 H	Iowa	3 0	
7 A	Oregon	1 3	35 A	Oregon St.	3 1	53 H	Michigan	3 1	132 A	Samford	3 1	
8 A	Penn St.	0 3	44 H	Western Ky.	3 0	54 H	Northwestern	3 0	145 A	Maryland	3 0	
9 H	Illinois	1 3				65 H	LIU Brooklyn	2 3	178 A	Rutgers	3 0	
16 H	Nebraska	1 3				89 A	Indiana	3 1	233 N	Jacksonville St.	3 0	
20 H	Duke	2 3				98 H	Milwaukee	3 0	241 A	UAB	3 0	
22 A	Ohio St.	2 3							256 N	Southeastern La.	3 0	
<hr/>												
LAST 10 GAMES												
54 H Northwestern						145 A Maryland						
9 H Illinois						105 H Iowa						
8 A Penn St.						16 H Nebraska						
22 A Ohio St.						53 H Michigan						
178 A Rutgers						53 A Michigan						

Non-Div. I Games:

Michigan St.

Pacific

Pacific

Pacific

Average RPI Win:	117	WON-LOST	WINNING	LAST 10	STRENGTH OF	OPP. STRENGTH	TEAM	ADJ	CONF.	ADJ CONF.			
Average RPI Loss:	80	RECORD	PCT. RANK	GAMES	SCHEDULE	OF SCHEDULE	RPI	RPI	RPI	RPI			
DIV. I ONLY	15- 9	.625	105	7- 3	35	50	48	.59392	49	4	4		
DIV. I NON-CONF.	7- 6	.53846	147	0- 0	69	113	96	.55381	94	4	4		
<hr/>													
TOTALS	RPI 1-25	RPI 26-50		W-L RECORDS	RPI 51-100		RPI 101-150		RPI 150+				
15- 9	0- 3	1- 0		OVERALL	7- 2		1- 3		6- 1				
8- 1	0- 1	1- 0		HOME	4- 0		0- 0		3- 0				
4- 5	0- 2	0- 0		AWAY	3- 2		0- 1		1- 0				
3- 3	0- 0	0- 0		NEUTRAL	0- 0		1- 2		2- 1				
<hr/>													
7- 6	0- 0	1- 0		NON-CONFERENCE	1- 2		1- 3		4- 1				
3- 0	0- 0	1- 0		HOME	1- 0		0- 0		1- 0				
1- 3	0- 0	0- 0		AWAY	0- 2		0- 1		1- 0				
3- 3	0- 0	0- 0		NEUTRAL	0- 0		1- 2		2- 1				
<hr/>													
8- 3	0- 3	0- 0		CONFERENCE	6- 0		0- 0		2- 0				
5- 1	0- 1	0- 0		HOME	3- 0		0- 0		2- 0				
3- 2	0- 2	0- 0		AWAY	3- 0		0- 0		0- 0				
0- 0	0- 0	0- 0		NEUTRAL	0- 0		0- 0		0- 0				
<hr/>													
RPI S	Opponent	Score	RPI S	Opponent	Score	RPI S	Opponent	Score	RPI S	Opponent	Score		
6 A	North Carolina	0 3	26 H	Alabama	3 1	54 A	Northwestern	0 3	107 A	Liberty	2 3		
20 A	Duke	0 3				58 A	Louisville	3 2	119 N	Ball St.	0 3		
20 H	Duke	0 3				58 H	Louisville	3 1	124 N	Eastern Mich.	3 1		
						61 A	Virginia Tech	3 2	135 N	Youngstown St.	2 3		
						65 H	LIU Brooklyn	3 1	152 H	Wake Forest	3 1		
						67 A	VCU	2 3	167 A	Marshall	3 0		
						76 A	Clemson	3 1	175 H	Notre Dame	3 2		
						76 H	Clemson	3 1	194 N	Ill.-Chicago	3 1		
						87 H	North Carolina St.	3 2	196 N	Loyola Chicago	2 3		
									207 N	East Tenn. St.	3 1		
									232 H	Navy	3 1		
<hr/>													
LAST 10 GAMES													
58 A Louisville						3	2	61 A Virginia Tech				3	2
76 A Clemson						3	1	6 A North Carolina				0	3
175 H Notre Dame						3	2	58 H Louisville				3	1
87 H North Carolina St.						3	2	20 H Duke				0	3
20 A Duke						0	3	152 H Wake Forest				3	1


















Non-Div. I Games:

Virginia

Average RPI Win:	141	WON-LOST	WINNING	LAST 10	STRENGTH OF	OPP. STRENGTH	TEAM	ADJ	CONF.	ADJ CONF.					
Average RPI Loss:	31	RECORD	PCT. RANK	GAMES	SCHEDULE	OF SCHEDULE	RPI	RPI	RPI	RPI					
DIV. I ONLY		14- 9	.6087	119	3- 7	57	25	53	.58946	50	3	3			
DIV. I NON-CONF.		10- 1	.90909	19	0- 0	191	44	40	.60781	41	2	2			
<hr/>															
TOTALS	RPI 1-25	RPI 26-50		W-L RECORDS		RPI 51-100		RPI 101-150		RPI 150+					
14- 9	2- 5	0- 1		OVERALL		3- 3		4- 0		5- 0					
8- 4	2- 3	0- 0		HOME		2- 1		2- 0		2- 0					
2- 5	0- 2	0- 1		AWAY		1- 2		0- 0		1- 0					
4- 0	0- 0	0- 0		NEUTRAL		0- 0		2- 0		2- 0					
10- 1	1- 0	0- 0		NON-CONFERENCE		3- 1		2- 0		4- 0					
4- 1	1- 0	0- 0		HOME		2- 1		0- 0		1- 0					
2- 0	0- 0	0- 0		AWAY		1- 0		0- 0		1- 0					
4- 0	0- 0	0- 0		NEUTRAL		0- 0		2- 0		2- 0					
4- 8	1- 5	0- 1		CONFERENCE		0- 2		2- 0		1- 0					
4- 3	1- 3	0- 0		HOME		0- 0		2- 0		1- 0					
0- 5	0- 2	0- 1		AWAY		0- 2		0- 0		0- 0					
0- 0	0- 0	0- 0		NEUTRAL		0- 0		0- 0		0- 0					
RPI	S	Opponent	Score	RPI	S	Opponent	Score	RPI	S	Opponent	Score				
5	A	Wisconsin	0 3	33	A	Purdue	0 3	54	A	Northwestern	0 3	105	H	Iowa	3 0
5	H	Wisconsin	0 3					58	H	Louisville	1 3	138	N	Boston College	3 2
8	H	Penn St.	1 3					74	H	Tulsa	3 1	145	H	Maryland	3 0
9	A	Illinois	0 3					88	A	Yale	3 0	147	N	Duquesne	3 0
16	H	Nebraska	2 3					89	A	Indiana	1 3	175	H	Notre Dame	3 0
22	H	Ohio St.	3 2					98	H	Milwaukee	3 1	178	H	Rutgers	3 0
23	H	Iowa St.	3 1									216	N	IPFW	3 0
												277	A	Toledo	3 0
												284	N	Albany (NY)	3 0
<hr/>															
LAST 10 GAMES															
				33	A	Purdue	0 3	5	H	Wisconsin	0 3				
				89	A	Indiana	1 3	178	H	Rutgers	3 0				
				105	H	Iowa	3 0	145	H	Maryland	3 0				
				16	H	Nebraska	2 3	54	A	Northwestern	0 3				
				5	A	Wisconsin	0 3	9	A	Illinois	0 3				

Non-Div. I Games:

Minnesota

Average RPI Win: 125		WON-LOST	WINNING	LAST 10	STRENGTH OF		OPP. STRENGTH	TEAM	ADJ		CONF.	ADJ CONF.
Average RPI Loss: 73		RECORD	PCT. RANK	GAMES	SCHEDULE		OF SCHEDULE	RPI	RPI		RPI	RPI
DIV. I ONLY		13- 11	.54167	150	20		51	51	.58778		2	2
DIV. I NON-CONF.		10- 5	.66667	89	63		112	56	.58461		3	3
TOTALS		RPI 1-25	RPI 26-50		W-L RECORDS		RPI 51-100		RPI 101-150		RPI 150+	
13- 11		2- 4	1- 1		OVERALL		3- 4		3- 1		4- 1	
6- 4		1- 0	0- 1		HOME		1- 1		1- 1		3- 1	
5- 4		1- 2	0- 0		AWAY		2- 2		2- 0		0- 0	
2- 3		0- 2	1- 0		NEUTRAL		0- 1		0- 0		1- 0	
10- 5		0- 2	1- 0		NON-CONFERENCE		3- 2		2- 0		4- 1	
5- 1		0- 0	0- 0		HOME		1- 0		1- 0		3- 1	
3- 1		0- 0	0- 0		AWAY		2- 1		1- 0		0- 0	
2- 3		0- 2	1- 0		NEUTRAL		0- 1		0- 0		1- 0	
3- 6		2- 2	0- 1		CONFERENCE		0- 2		1- 1		0- 0	
1- 3		1- 0	0- 1		HOME		0- 1		0- 1		0- 0	
2- 3		1- 2	0- 0		AWAY		0- 1		1- 0		0- 0	
0- 0		0- 0	0- 0		NEUTRAL		0- 0		0- 0		0- 0	
RPI S	Opponent	Score	RPI S	Opponent	Score	RPI S	Opponent	Score	RPI S	Opponent	Score	
3 A	Texas	0 	27 H	Kansas	1 	68 A	George Washington	3 0	109 A	Texas Tech	3 1	
15 A	Kansas St.	3 2	42 N	Illinois St.	3 2	72 A	UTSA	1 	109 H	Texas Tech	2 	
19 A	Oklahoma	1 				75 H	Rice	3 1	128 A	Texas St.	3 1	
23 H	Iowa St.	3 2				80 A	Texas-Arlington	3 1	141 H	La.-Lafayette	3 1	
25 N	LSU	1 				84 H	West Virginia	1 	179 H	A&M-Corpus Christi	3 1	
25 N	LSU	2 				90 N	Wichita St.	0 	215 N	Columbia	3 0	
						99 A	TCU	1 	244 H	Northwestern St.	3 1	
									248 H	Portland	0 	
									302 H	Abilene Christian	3 0	
LAST 10 GAMES												
109 A	Texas Tech	3 1	27 H	Kansas	1 							
23 H	Iowa St.	3 2	3 A	Texas	0 							
84 H	West Virginia	1 	99 A	TCU	1 							
19 A	Oklahoma	1 	109 H	Texas Tech	2 							
141 H	La.-Lafayette	3 1	15 A	Kansas St.	3 2							

Non-Div. I Games:

Baylor

Average RPI Win: 175		WON-LOST	WINNING	LAST 10	STRENGTH OF		OPP. STRENGTH	TEAM	ADJ		CONF.	ADJ CONF.
Average RPI Loss: 23		RECORD	PCT. RANK	GAMES	SCHEDULE		OF SCHEDULE	RPI	RPI		RPI	RPI
DIV. I ONLY		19- 4	.82609	17	7- 3		171	64	50		.58685	52
DIV. I NON-CONF.		12- 1	.92308	12	0- 0		245	134	62		.58053	64
TOTALS		RPI 1-25	RPI 26-50		W-L RECORDS		RPI 51-100		RPI 101-150		RPI 150+	
19- 4		0- 3	0- 0		OVERALL		3- 1		4- 0		12- 0	
11- 2		0- 2	0- 0		HOME		2- 0		2- 0		7- 0	
4- 2		0- 1	0- 0		AWAY		1- 1		1- 0		2- 0	
4- 0		0- 0	0- 0		NEUTRAL		0- 0		1- 0		3- 0	
12- 1		0- 1	0- 0		NON-CONFERENCE		1- 0		2- 0		9- 0	
7- 0		0- 0	0- 0		HOME		1- 0		1- 0		5- 0	
1- 1		0- 1	0- 0		AWAY		0- 0		0- 0		1- 0	
4- 0		0- 0	0- 0		NEUTRAL		0- 0		1- 0		3- 0	
7- 3		0- 2	0- 0		CONFERENCE		2- 1		2- 0		3- 0	
4- 2		0- 2	0- 0		HOME		1- 0		1- 0		2- 0	
3- 1		0- 0	0- 0		AWAY		1- 1		1- 0		1- 0	
0- 0		0- 0	0- 0		NEUTRAL		0- 0		0- 0		0- 0	
RPI S	Opponent	Score	RPI S	Opponent	Score	RPI S	Opponent	Score	RPI S	Opponent	Score	
2 H	Florida St.	2 3				58 H	Louisville	3 1	106 N	Dayton	3 0	
6 H	North Carolina	2 3				61 A	Virginia Tech	1 3	115 A	Georgia Tech	3 0	
24 A	Colorado	1 3				65 H	LIU Brooklyn	3 1	138 H	Boston College	3 0	
						76 A	Clemson	3 1	147 H	Duquesne	3 0	
									153 H	South Fla.	3 1	
									159 H	Delaware	3 0	
									175 H	Notre Dame	3 0	
									201 A	Syracuse	3 1	
									201 H	Syracuse	3 0	
									203 N	Ga. Southern	3 0	
									208 N	Portland St.	3 0	
									220 N	Middle Tenn.	3 0	
									243 A	Bowling Green	3 0	
									262 H	Niagara	3 0	
									291 H	Sacred Heart	3 0	
									308 H	Norfolk St.	3 0	
LAST 10 GAMES												
	201 H Syracuse	3 0		115 A Georgia Tech	3 0							
	61 A Virginia Tech	1 3		201 A Syracuse	3 1							
	58 H Louisville	3 1		175 H Notre Dame	3 0							
	2 H Florida St.	2 3		6 H North Carolina	2 3							
	76 A Clemson	3 1		138 H Boston College	3 0							

Non-Div. I Games:

Pittsburgh

Average RPI Win:	117	WON-LOST RECORD	WINNING PCT. RANK	LAST 10 GAMES	STRENGTH OF SCHEDULE	OPP. STRENGTH OF SCHEDULE	TEAM RPI	ADJ RPI	CONF. RPI	ADJ CONF. RPI
DIV. I ONLY		10- 12	.45455 194	5- 5	17	21	59	.58588 53	3	3
DIV. I NON-CONF.		5- 5	.5 163	0- 0	7	27	45	.6063 43	2	2
<hr/>										
TOTALS	RPI 1-25	RPI 26-50		W-L RECORDS	RPI 51-100		RPI 101-150		RPI 150+	
10- 12	2- 6	1- 3		OVERALL	0- 3		5- 0		2- 0	
6- 4	2- 3	1- 0		HOME	0- 1		3- 0		0- 0	
2- 8	0- 3	0- 3		AWAY	0- 2		1- 0		1- 0	
2- 0	0- 0	0- 0		NEUTRAL	0- 0		1- 0		1- 0	
<hr/>										
5- 5	1- 3	0- 1		NON-CONFERENCE	0- 1		3- 0		1- 0	
3- 2	1- 2	0- 0		HOME	0- 0		2- 0		0- 0	
0- 3	0- 1	0- 1		AWAY	0- 1		0- 0		0- 0	
2- 0	0- 0	0- 0		NEUTRAL	0- 0		1- 0		1- 0	
<hr/>										
5- 7	1- 3	1- 2		CONFERENCE	0- 2		2- 0		1- 0	
3- 2	1- 1	1- 0		HOME	0- 1		1- 0		0- 0	
2- 5	0- 2	0- 2		AWAY	0- 1		1- 0		1- 0	
0- 0	0- 0	0- 0		NEUTRAL	0- 0		0- 0		0- 0	
<hr/>										
RPI S	Opponent	Score		RPI S	Opponent	Score		RPI S	Opponent	Score
6 H	North Carolina	0	3	33 A	Purdue	2	3	54 H	Northwestern	1 3
7 A	Oregon	0	3	35 A	Oregon St.	2	3	89 A	Indiana	2 3
8 A	Penn St.	0	3	47 A	Michigan St.	1	3	97 A	Arkansas	2 3
9 H	Illinois	2	3	47 H	Michigan St.	3	1			
15 H	Kansas St.	1	3							
16 H	Nebraska	3	0							
20 H	Duke	3	2							
22 A	Ohio St.	0	3							
<hr/>										
LAST 10 GAMES										
9 H	Illinois	2	3	178 A	Rutgers	3	0			
54 H	Northwestern	1	3	16 H	Nebraska	3	0			
22 A	Ohio St.	0	3	105 H	Iowa	3	0			
8 A	Penn St.	0	3	47 A	Michigan St.	1	3			
145 A	Maryland	3	0	47 H	Michigan St.	3	1			

Non-Div. I Games:

Michigan

Average RPI Win: 126		WON-LOST RECORD		WINNING PCT. RANK		LAST 10 GAMES		STRENGTH OF SCHEDULE		OPP. STRENGTH OF SCHEDULE		TEAM RPI		ADJ RPI		CONF. RPI		ADJ CONF. RPI	
DIV. I ONLY		14- 9		.6087 119		2- 8		61		26		54		.58508 54		3		3	
DIV. I NON-CONF.		10- 1		.90909 19		0- 0		109		39		24		.63487 24		2		2	
TOTALS		RPI 1-25		RPI 26-50		W-L RECORDS		RPI 51-100		RPI 101-150		RPI 150+							
14- 9		1- 4		3- 3		OVERALL		2- 1		2- 1		6- 0							
8- 3		0- 1		3- 1		HOME		0- 1		2- 0		3- 0							
2- 6		0- 3		0- 2		AWAY		2- 0		0- 1		0- 0							
4- 0		1- 0		0- 0		NEUTRAL		0- 0		0- 0		3- 0							
10- 1		1- 0		2- 1		NON-CONFERENCE		1- 0		1- 0		5- 0							
5- 0		0- 0		2- 0		HOME		0- 0		1- 0		2- 0							
1- 1		0- 0		0- 1		AWAY		1- 0		0- 0		0- 0							
4- 0		1- 0		0- 0		NEUTRAL		0- 0		0- 0		3- 0							
4- 8		0- 4		1- 2		CONFERENCE		1- 1		1- 1		1- 0							
3- 3		0- 1		1- 1		HOME		0- 1		1- 0		1- 0							
1- 5		0- 3		0- 1		AWAY		1- 0		0- 1		0- 0							
0- 0		0- 0		0- 0		NEUTRAL		0- 0		0- 0		0- 0							
RPI S	Opponent	Score		RPI S	Opponent	Score		RPI S	Opponent	Score		RPI S	Opponent	Score					
5 H	Wisconsin	0	3	33 H	Purdue	2	3	53 A	Michigan	3	1	105 A	Iowa	2	3				
8 A	Penn St.	0	3	34 A	San Diego	0	3	89 H	Indiana	2	3	135 H	Youngstown St.	3	0				
16 A	Nebraska	0	3	41 H	Ohio	3	2	95 A	Northern Ill.	3	0	145 H	Maryland	3	2				
22 A	Ohio St.	1	3	47 A	Michigan St.	0	3					178 H	Rutgers	3	0				
24 N	Colorado	3	2	49 H	Virginia	3	0					186 N	Presbyterian	3	0				
				50 H	Minnesota	3	0					192 N	Cal St. Fullerton	3	1				
												196 H	Loyola Chicago	3	1				
												202 N	Brown	3	0				
												218 H	Green Bay	3	0				
				LAST 10 GAMES															
				47 A	Michigan St.	0	3	16 A	Nebraska	0	3								
				53 A	Michigan	3	1	22 A	Ohio St.	1	3								
				89 H	Indiana	2	3	8 A	Penn St.	0	3								
				33 H	Purdue	2	3	50 H	Minnesota	3	0								
				105 A	Iowa	2	3	5 H	Wisconsin	0	3								

Non-Div. I Games:

Northwestern

Average RPI Win:	159	WON-LOST	WINNING	LAST 10	STRENGTH OF	OPP. STRENGTH	TEAM	ADJ	CONF.	ADJ CONF.	
Average RPI Loss:	93	RECORD	PCT. RANK	GAMES	SCHEDULE	OF SCHEDULE	RPI	RPI	RPI	RPI	
DIV. I ONLY	19- 6	.76	45	8- 2	119	97	52	.58493	55	10	10
DIV. I NON-CONF.	11- 2	.84615	30	0- 0	196	119	68	.57937	68	11	11
<hr/>											
TOTALS	RPI 1-25	RPI 26-50		W-L RECORDS		RPI 51-100		RPI 101-150		RPI 150+	
19- 6	0- 1	0- 0		OVERALL		5- 1		5- 4		9- 0	
10- 2	0- 1	0- 0		HOME		2- 1		4- 0		4- 0	
4- 4	0- 0	0- 0		AWAY		2- 0		0- 4		2- 0	
5- 0	0- 0	0- 0		NEUTRAL		1- 0		1- 0		3- 0	
<hr/>											
11- 2	0- 0	0- 0		NON-CONFERENCE		2- 1		2- 1		7- 0	
5- 1	0- 0	0- 0		HOME		1- 1		1- 0		3- 0	
1- 1	0- 0	0- 0		AWAY		0- 0		0- 1		1- 0	
5- 0	0- 0	0- 0		NEUTRAL		1- 0		1- 0		3- 0	
<hr/>											
8- 4	0- 1	0- 0		CONFERENCE		3- 0		3- 3		2- 0	
5- 1	0- 1	0- 0		HOME		1- 0		3- 0		1- 0	
3- 3	0- 0	0- 0		AWAY		2- 0		0- 3		1- 0	
0- 0	0- 0	0- 0		NEUTRAL		0- 0		0- 0		0- 0	
<hr/>											
RPI S	Opponent	Score	RPI S	Opponent	Score	RPI S	Opponent	Score	RPI S	Opponent	Score
13 H	Colorado St.	0 3				57 A	UNLV	3 2	102 A	Northern Colo.	1 3
						57 H	UNLV	3 0	108 A	San Diego St.	2 3
						73 A	New Mexico	3 1	108 H	San Diego St.	3 1
						78 H	Gonzaga	2 3	119 H	Ball St.	3 1
						81 H	Furman	3 1	123 A	Utah St.	2 3
						93 N	Washington St.	3 0	123 H	Utah St.	3 1
									131 A	Boise St.	1 3
									131 H	Boise St.	3 2
									142 N	UC Davis	3 1
									173 N	Hampton	3 0
									197 N	Cal Poly	3 1
									205 H	South Ala.	3 0
									213 N	Utah Valley	3 0
									217 A	Air Force	3 1
									242 H	Fresno St.	3 0
									255 A	Montana	3 0
									255 H	Montana	3 0
									285 H	Weber St.	3 0
<hr/>											
LAST 10 GAMES											
108 A	San Diego St.	2 3	217 A	Air Force	3 1						
57 A	UNLV	3 2	242 H	Fresno St.	3 0						
131 H	Boise St.	3 2	13 H	Colorado St.	0 3						
123 H	Utah St.	3 1	57 H	UNLV	3 0						
73 A	New Mexico	3 1	108 H	San Diego St.	3 1						

Non-Div. I Games:

Wyoming

Average RPI Win:	160	WON-LOST RECORD	WINNING PCT. RANK	LAST 10 GAMES	STRENGTH OF SCHEDULE	OPP. STRENGTH OF SCHEDULE	TEAM RPI	ADJ RPI	CONF. RPI	ADJ CONF. RPI	
Average RPI Loss:	52										
DIV. I ONLY		15- 10	.6 123	6- 4	41	88	55	.58338	56	9 9	
DIV. I NON-CONF.		7- 5	.58333 130	0- 0	9	66	35	.61837	33	9 9	
<hr/>											
TOTALS	RPI 1-25	RPI 26-50		W-L RECORDS	RPI 51-100		RPI 101-150		RPI 150+		
15- 10	0- 4	2- 2		OVERALL	1- 2		5- 2		7- 0		
7- 5	0- 2	1- 1		HOME	0- 2		3- 0		3- 0		
6- 5	0- 2	0- 1		AWAY	1- 0		1- 2		4- 0		
2- 0	0- 0	1- 0		NEUTRAL	0- 0		1- 0		0- 0		
7- 5	0- 2	2- 1		NON-CONFERENCE	0- 0		4- 2		1- 0		
5- 2	0- 1	1- 1		HOME	0- 0		3- 0		1- 0		
0- 3	0- 1	0- 0		AWAY	0- 0		0- 2		0- 0		
2- 0	0- 0	1- 0		NEUTRAL	0- 0		1- 0		0- 0		
8- 5	0- 2	0- 1		CONFERENCE	1- 2		1- 0		6- 0		
2- 3	0- 1	0- 0		HOME	0- 2		0- 0		2- 0		
6- 2	0- 1	0- 1		AWAY	1- 0		1- 0		4- 0		
0- 0	0- 0	0- 0		NEUTRAL	0- 0		0- 0		0- 0		
RPI S	Opponent	Score	RPI S	Opponent	Score	RPI S	Opponent	Score	RPI S	Opponent	Score
11 A	Kentucky	1 3	38 H	Lipscomb	3 1	63 A	Seton Hall	3 2	106 A	Dayton	2 3
21 A	Marquette	0 3	39 A	Creighton	0 3	63 H	Seton Hall	1 3	113 H	UC Irvine	3 1
21 H	Marquette	1 3	41 H	Ohio	0 3	83 H	Butler	2 3	116 A	Missouri	2 3
22 H	Ohio St.	2 3	42 N	Illinois St.	3 1				140 A	St. John's (NY)	3 1
									143 H	Cincinnati	3 0
									144 N	Oakland	3 0
									147 H	Duquesne	3 2
									156 A	Villanova	3 0
									156 H	Villanova	3 0
									172 A	Georgetown	3 1
									201 H	Syracuse	3 0
									293 A	DePaul	3 1
									293 H	DePaul	3 1
									301 A	Providence	3 0
			LAST 10 GAMES								
	21 A Marquette	0 3		293 H DePaul	3 1						
	293 A DePaul	3 1		140 A St. John's (NY)	3 1						
	156 A Villanova	3 0		301 A Providence	3 0						
	63 A Seton Hall	3 2		21 H Marquette	1 3						
	83 H Butler	2 3		63 H Seton Hall	1 3						

Non-Div. I Games:

Xavier

UNLV

UNLV

Average RPI Win:	150	WON-LOST RECORD	WINNING PCT. RANK	LAST 10 GAMES	STRENGTH OF SCHEDULE	OPP. STRENGTH OF SCHEDULE	TEAM RPI	ADJ RPI	CONF. RPI	ADJ CONF. RPI									
DIV. I ONLY		14- 9	.6087	119	6- 4	54	43	56	.58165	58	4	4							
DIV. I NON-CONF.		8- 4	.66667	89	0- 0	28	85	38	.6094	39	4	4							
<hr/>																			
TOTALS	RPI 1-25	RPI 26-50		W-L RECORDS		RPI 51-100		RPI 101-150		RPI 150+									
14- 9	0- 3	2- 2		OVERALL		3- 3		3- 1		6- 0									
5- 5	0- 2	0- 1		HOME		0- 1		2- 1		3- 0									
6- 2	0- 0	1- 1		AWAY		3- 1		0- 0		2- 0									
3- 2	0- 1	1- 0		NEUTRAL		0- 1		1- 0		1- 0									
<hr/>																			
8- 4	0- 2	2- 0		NON-CONFERENCE		1- 2		2- 0		3- 0									
2- 2	0- 1	0- 0		HOME		0- 1		1- 0		1- 0									
3- 0	0- 0	1- 0		AWAY		1- 0		0- 0		1- 0									
3- 2	0- 1	1- 0		NEUTRAL		0- 1		1- 0		1- 0									
<hr/>																			
6- 5	0- 1	0- 2		CONFERENCE		2- 1		1- 1		3- 0									
3- 3	0- 1	0- 1		HOME		0- 0		1- 1		2- 0									
3- 2	0- 0	0- 1		AWAY		2- 1		0- 0		1- 0									
0- 0	0- 0	0- 0		NEUTRAL		0- 0		0- 0		0- 0									
<hr/>																			
RPI	S	Opponent	Score		RPI	S	Opponent	Score		RPI	S	Opponent	Score						
2	H	Florida St.	1	3	32	N	Arizona St.	3	0	52	A	Pittsburgh	1	3	115	H	Georgia Tech	3	2
5	N	Wisconsin	0	3	49	A	Virginia	1	3	61	A	Virginia Tech	3	2	136	N	Stephen F. Austin	3	0
11	H	Kentucky	1	3	49	H	Virginia	2	3	62	H	Appalachian St.	1	3	138	H	Boston College	2	3
					50	A	Minnesota	3	1	75	A	Rice	3	0	143	H	Cincinnati	3	0
										87	A	North Carolina St.	3	2	175	H	Notre Dame	3	0
										95	N	Northern Ill.	2	3	201	A	Syracuse	3	0
															201	H	Syracuse	3	1
															259	N	Texas Southern	3	0
															268	H	Tennessee St.	3	0
															300	A	Morehead St.	3	0

Non-Div. I Games:

Louisville

Utah

Average RPI Win:	138	WON-LOST RECORD	WINNING PCT. RANK	LAST 10 GAMES	STRENGTH OF SCHEDULE	OPP. STRENGTH OF SCHEDULE	TEAM RPI	ADJ RPI	CONF. RPI	ADJ CONF. RPI					
Average RPI Loss:	25														
DIV. I ONLY		12- 11	.52174	162	2- 8	39	13	61	.57896	59	1	1			
DIV. I NON-CONF.		10- 1	.90909	19	0- 0	128	67	31	.62105	30	1	1			
<hr/>															
TOTALS	RPI 1-25	RPI 26-50		W-L RECORDS		RPI 51-100		RPI 101-150		RPI 150+					
12- 11	0- 7	2- 3		OVERALL		2- 1		3- 0		5- 0					
6- 2	0- 2	1- 0		HOME		2- 0		1- 0		2- 0					
3- 9	0- 5	1- 3		AWAY		0- 1		1- 0		1- 0					
3- 0	0- 0	0- 0		NEUTRAL		0- 0		1- 0		2- 0					
10- 1	0- 0	1- 1		NON-CONFERENCE		1- 0		3- 0		5- 0					
4- 0	0- 0	0- 0		HOME		1- 0		1- 0		2- 0					
3- 1	0- 0	1- 1		AWAY		0- 0		1- 0		1- 0					
3- 0	0- 0	0- 0		NEUTRAL		0- 0		1- 0		2- 0					
2- 10	0- 7	1- 2		CONFERENCE		1- 1		0- 0		0- 0					
2- 2	0- 2	1- 0		HOME		1- 0		0- 0		0- 0					
0- 8	0- 5	0- 2		AWAY		0- 1		0- 0		0- 0					
0- 0	0- 0	0- 0		NEUTRAL		0- 0		0- 0		0- 0					
<hr/>															
RPI	S	Opponent	Score	RPI	S	Opponent	Score	RPI	S	Opponent	Score	RPI	S	Opponent	Score
1	H	Stanford	1 3	28	A	BYU	0 3	79	H	Missouri St.	3 2	115	N	Georgia Tech	3 0
4	A	Washington	0 3	32	A	Arizona St.	2 3	93	A	Washington St.	0 3	123	A	Utah St.	3 0
12	A	Southern California	1 3	32	H	Arizona St.	3 1	100	H	California	3 2	126	H	New Mexico St.	3 0
14	A	UCLA	2 3	35	A	Oregon St.	2 3					160	A	St. Mary's (CA)	3 0
18	A	Arizona	0 3	38	A	Lipscomb	3 1					197	N	Cal Poly	3 0
18	H	Arizona	0 3									207	N	East Tenn. St.	3 0
24	A	Colorado	2 3									213	H	Utah Valley	3 0
												269	H	Montana St.	3 0
<hr/>															
				LAST 10 GAMES											
				18 A Arizona 0 3				100 H California 3 2							
				32 A Arizona St. 2 3				12 A Southern California 1 3							
				93 A Washington St. 0 3				14 A UCLA 2 3							
				4 A Washington 0 3				32 H Arizona St. 3 1							
				1 H Stanford 1 3				18 H Arizona 0 3							

Non-Div. I Games:

Utah

Average RPI Win:		192	WON-LOST RECORD		WINNING PCT. RANK		LAST 10 GAMES		STRENGTH OF SCHEDULE		OPP. STRENGTH OF SCHEDULE		TEAM RPI		ADJ RPI		CONF. RPI		ADJ CONF. RPI		
Average RPI Loss:		81																			
DIV. I ONLY			19- 5		.79167 26		5- 5		158		117		57		.57589 60		5		5		
DIV. I NON-CONF.			14- 0		1 1		0- 0		220		254		47		.59761 49		5		5		
TOTALS		RPI 1-25		RPI 26-50		W-L RECORDS		RPI 51-100		RPI 101-150		RPI 150+									
19- 5		0- 2		1- 0		OVERALL		3- 2		3- 0		12- 1									
10- 1		0- 1		0- 0		HOME		1- 0		2- 0		7- 0									
4- 4		0- 1		1- 0		AWAY		1- 2		1- 0		1- 1									
5- 0		0- 0		0- 0		NEUTRAL		1- 0		0- 0		4- 0									
14- 0		0- 0		0- 0		NON-CONFERENCE		2- 0		1- 0		11- 0									
7- 0		0- 0		0- 0		HOME		0- 0		1- 0		6- 0									
2- 0		0- 0		0- 0		AWAY		1- 0		0- 0		1- 0									
5- 0		0- 0		0- 0		NEUTRAL		1- 0		0- 0		4- 0									
5- 5		0- 2		1- 0		CONFERENCE		1- 2		2- 0		1- 1									
3- 1		0- 1		0- 0		HOME		1- 0		1- 0		1- 0									
2- 4		0- 1		1- 0		AWAY		0- 2		1- 0		0- 1									
0- 0		0- 0		0- 0		NEUTRAL		0- 0		0- 0		0- 0									
RPI	S	Opponent		Score		RPI	S	Opponent		Score		RPI	S	Opponent		Score					
10	A	Florida		0 3		26	A	Alabama		3 2		71	A	Memphis		3 2		101	A	Auburn	3 1
25	H	LSU		0 3								77	N	Arkansas St.		3 1		116	H	Missouri	3 0
												82	A	South Carolina		2 3		132	H	Samford	3 0
												82	H	South Carolina		3 0		171	A	Buffalo	3 0
												97	A	Arkansas		0 3		191	A	Tennessee	0 3
																		210	N	Lehigh	3 0
																		233	H	Jacksonville St.	3 1
																		240	N	Siena	3 0
																		241	H	UAB	3 0
																		249	H	Mississippi St.	3 0
																		257	N	UT Martin	3 1
																		267	H	Louisiana Tech	3 0
																		282	H	Lamar	3 0
																		283	H	Mercer	3 0
																		289	N	Canisius	3 0
																		312	H	Jackson St.	3 1
LAST 10 GAMES																					

Non-Div. I Games:

Ole Miss

Average RPI Win:		101	WON-LOST RECORD		WINNING PCT. RANK	LAST 10 GAMES		STRENGTH OF SCHEDULE		OPP. STRENGTH OF SCHEDULE	TEAM RPI	ADJ RPI	CONF. RPI	ADJ CONF. RPI			
DIV. I ONLY			11- 13		.45833	187		4- 6		18	36	67	.57415	61	4	4	
DIV. I NON-CONF.			7- 6		.53846	147		0- 0		23	41	58	.58615	61	4	4	
TOTALS		RPI 1-25		RPI 26-50		W-L RECORDS		RPI 51-100		RPI 101-150		RPI 150+					
11- 13		2- 3		0- 3		OVERALL		4- 5		2- 0		3- 2					
7- 3		1- 0		0- 1		HOME		2- 2		2- 0		2- 0					
1- 6		0- 2		0- 2		AWAY		0- 1		0- 0		1- 1					
3- 4		1- 1		0- 0		NEUTRAL		2- 2		0- 0		0- 1					
7- 6		1- 2		0- 1		NON-CONFERENCE		2- 2		2- 0		2- 1					
3- 0		0- 0		0- 0		HOME		0- 0		2- 0		1- 0					
1- 2		0- 1		0- 1		AWAY		0- 0		0- 0		1- 0					
3- 4		1- 1		0- 0		NEUTRAL		2- 2		0- 0		0- 1					
4- 7		1- 1		0- 2		CONFERENCE		2- 3		0- 0		1- 1					
4- 3		1- 0		0- 1		HOME		2- 2		0- 0		1- 0					
0- 4		0- 1		0- 1		AWAY		0- 1		0- 0		0- 1					
0- 0		0- 0		0- 0		NEUTRAL		0- 0		0- 0		0- 0					
RPI	S	Opponent		Score		RPI	S	Opponent		Score		RPI	S	Opponent		Score	
2	A	Florida St.		1	3	39	A	Miami (FL)		1	3	52	H	Pittsburgh		3	1
9	N	Illinois		3	2	41	A	Ohio		1	3	58	H	Louisville		2	3
11	A	Kentucky		1	3	49	H	Virginia		2	3	67	N	VCU		3	0
17	N	Texas A&M		0	3							76	A	Clemson		2	3
20	H	Duke		3	2							76	H	Clemson		2	3
												83	N	Butler		1	3
												87	H	North Carolina St.		3	1
												90	N	Wichita St.		3	0
												93	N	Washington St.		0	3
	</																

Non-Div. I Games:

Virginia Tech

Average RPI Win:	187	WON-LOST	WINNING		LAST 10	STRENGTH OF		OPP. STRENGTH	TEAM	ADJ	CONF.	ADJ CONF.	
Average RPI Loss:	86	RECORD	PCT. RANK		GAMES	SCHEDULE		OF SCHEDULE	RPI	RPI	RPI	RPI	
DIV. I ONLY		18- 6	.75	49	5- 5	122		141	60	.57412	62	11	11
DIV. I NON-CONF.		10- 0	1	1	0- 0	195		143	34	.61345	36	12	12
TOTALS		RPI 1-25	RPI 26-50		W-L RECORDS		RPI 51-100		RPI 101-150		RPI 150+		
18- 6	0- 0	0- 2		OVERALL		2- 2		4- 2		12- 0			
12- 1	0- 0	0- 1		HOME		1- 0		3- 0		8- 0			
4- 5	0- 0	0- 1		AWAY		1- 2		0- 2		3- 0			
2- 0	0- 0	0- 0		NEUTRAL		0- 0		1- 0		1- 0			
10- 0	0- 0	0- 0		NON-CONFERENCE		1- 0		3- 0		6- 0			
6- 0	0- 0	0- 0		HOME		0- 0		2- 0		4- 0			
2- 0	0- 0	0- 0		AWAY		1- 0		0- 0		1- 0			
2- 0	0- 0	0- 0		NEUTRAL		0- 0		1- 0		1- 0			
8- 6	0- 0	0- 2		CONFERENCE		1- 2		1- 2		6- 0			
6- 1	0- 0	0- 1		HOME		1- 0		1- 0		4- 0			
2- 5	0- 0	0- 1		AWAY		0- 2		0- 2		2- 0			
0- 0	0- 0	0- 0		NEUTRAL		0- 0		0- 0		0- 0			
RPI	S	Opponent	Score	RPI	S	Opponent	Score	RPI	S	Opponent	Score		
				45	A	UALR	0 3	58	A	Louisville	3 1		
				45	H	UALR	1 3	77	A	Arkansas St.	2 3		
								80	A	Texas-Arlington	0 3		
								80	H	Texas-Arlington	3 0		
								110	H	Radford	3 0		
								128	A	Texas St.	0 3		
								141	A	La.-Lafayette	2 3		
								141	H	La.-Lafayette	3 1		
								143	N	Cincinnati	3 1		
								145	H	Maryland	3 0		
								186	H	Presbyterian	3 0		
								191	H	Tennessee	3 0		
								193	H	Cleveland St.	3 0		
								203	A	Ga. Southern	3 0		
								205	H	South Ala.	3 1		
								214	A	Troy	3 2		
								214	H	Troy	3 0		
								223	H	Georgia St.	3 0		
								236	A	Gardner-Webb	3 1		
								266	H	La.-Monroe	3 2		
								268	N	Tennessee St.	3 0		
								287	H	Tennessee Tech	3 0		
LAST 10 GAMES													
				80	H	Texas-Arlington	3 0	80	A	Texas-Arlington	0 3		
				45	A	UALR	0 3	128	A	Texas St.	0 3		
				77	A	Arkansas St.	2 3	214	H	Troy	3 0		
				266	H	La.-Monroe	3 2	205	H	South Ala.	3 1		
				141	H	La.-Lafayette	3 1	45	H	UALR	1 3		

Non-Div. I Games:

Appalachian St.

Average RPI Win:	190	WON-LOST RECORD	WINNING PCT. RANK	LAST 10 GAMES	STRENGTH OF SCHEDULE	OPP. STRENGTH OF SCHEDULE	TEAM RPI	ADJ RPI	CONF. RPI	ADJ CONF. RPI			
DIV. I ONLY		22- 6	.78571	34	7- 3	166	125	62	.5731	63	9	9	
DIV. I NON-CONF.		12- 3	.8	41	2- 0	190	152	82	.56378	84	9	9	
<hr/>													
TOTALS	RPI 1-25	RPI 26-50		W-L RECORDS		RPI 51-100		RPI 101-150		RPI 150+			
22- 6	0- 1	1- 1		OVERALL		4- 4		2- 0		15- 0			
11- 3	0- 0	1- 0		HOME		1- 3		1- 0		8- 0			
7- 3	0- 1	0- 1		AWAY		2- 1		1- 0		4- 0			
4- 0	0- 0	0- 0		NEUTRAL		1- 0		0- 0		3- 0			
<hr/>													
12- 3	0- 0	0- 1		NON-CONFERENCE		2- 2		0- 0		10- 0			
7- 1	0- 0	0- 0		HOME		1- 1		0- 0		6- 0			
1- 2	0- 0	0- 1		AWAY		0- 1		0- 0		1- 0			
4- 0	0- 0	0- 0		NEUTRAL		1- 0		0- 0		3- 0			
<hr/>													
10- 3	0- 1	1- 0		CONFERENCE		2- 2		2- 0		5- 0			
4- 2	0- 0	1- 0		HOME		0- 2		1- 0		2- 0			
6- 1	0- 1	0- 0		AWAY		2- 0		1- 0		3- 0			
0- 0	0- 0	0- 0		NEUTRAL		0- 0		0- 0		0- 0			
<hr/>													
RPI	S	Opponent	Score	RPI	S	Opponent	Score	RPI	S	Opponent	Score		
21	A	Marquette	1 3	39	A	Miami (FL)	0 3	56	A	Xavier	3 1		
				39	H	Creighton	3 2	56	H	Xavier	2 3		
								57	H	UNLV	1 3		
								65	H	LIU Brooklyn	3 1		
								66	N	FGCU	3 2		
								83	A	Butler	3 0		
								83	H	Butler	0 3		
								84	A	West Virginia	0 3		
										140	A	St. John's (NY)	3 1
										140	H	St. John's (NY)	3 2
										156	A	Villanova	3 1
										172	H	Georgetown	3 1
										178	H	Rutgers	3 0
										184	N	Florida A&M	3 1
										195	H	Dartmouth	3 0
										220	H	Middle Tenn.	3 2
										224	A	Stony Brook	3 0
										240	H	Siena	3 0
										255	N	Montana	3 0
										279	H	Cornell	3 0
										290	N	Saint Francis (PA)	3 0
										293	A	DePaul	3 0
										298	H	Fordham	3 0
										301	A	Providence	3 0
										301	H	Providence	3 0
<hr/>													
				LAST 10 GAMES									
				301	A	Providence	3 0	224	A	Stony Brook	3 0		
				140	A	St. John's (NY)	3 1	21	A	Marquette	1 3		
				65	H	LIU Brooklyn	3 1	293	A	DePaul	3 0		
				83	H	Butler	0 3	172	H	Georgetown	3 1		
				56	H	Xavier	2 3	39	H	Creighton	3 2		

Non-Div. I Games:

Seton Hall

Average RPI Win:		171	WON-LOST RECORD		WINNING PCT. RANK		LAST 10 GAMES		STRENGTH OF SCHEDULE		OPP. STRENGTH OF SCHEDULE		TEAM RPI	ADJ RPI		CONF. RPI	ADJ CONF. RPI			
DIV. I ONLY			16- 8		.66667		74		8- 2		90		71		64	.57232		64	13	12
DIV. I NON-CONF.			6- 6		.5		163		1- 0		84		25		104	.54365		101	10	10
TOTALS		RPI 1-25		RPI 26-50		W-L RECORDS		RPI 51-100		RPI 101-150		RPI 150+								
16- 8		0- 3		0- 3		OVERALL		5- 1		2- 0		9- 1								
7- 2		0- 1		0- 0		HOME		2- 1		1- 0		4- 0								
6- 3		0- 1		0- 1		AWAY		2- 0		1- 0		3- 1								
3- 3		0- 1		0- 2		NEUTRAL		1- 0		0- 0		2- 0								
6- 6		0- 3		0- 2		NON-CONFERENCE		1- 1		1- 0		4- 0								
0- 2		0- 1		0- 0		HOME		0- 1		0- 0		0- 0								
3- 1		0- 1		0- 0		AWAY		0- 0		1- 0		2- 0								
3- 3		0- 1		0- 2		NEUTRAL		1- 0		0- 0		2- 0								
10- 2		0- 0		0- 1		CONFERENCE		4- 0		1- 0		5- 1								
7- 0		0- 0		0- 0		HOME		2- 0		1- 0		4- 0								
3- 2		0- 0		0- 1		AWAY		2- 0		0- 0		1- 1								
0- 0		0- 0		0- 0		NEUTRAL		0- 0		0- 0		0- 0								
RPI	S	Opponent		Score		RPI	S	Opponent		Score		RPI	S	Opponent		Score				
11	A	Kentucky		1	3	26	N	Alabama		1	3	79	A	Missouri St.		3	2			
12	N	Southern California		0	3	39	N	Creighton		2	3	79	H	Missouri St.		3	1			
23	H	Iowa St.		2	3	42	A	Illinois St.		1	3	90	A	Wichita St.		3	1			
												90	H	Wichita St.		3	1			
												95	H	Northern Ill.		0	3			
												99	N	TCU		3	0			
											</									

Non-Div. I Games:

UNI

Average RPI Win:	219	WON-LOST RECORD	WINNING PCT. RANK	LAST 10 GAMES	STRENGTH OF SCHEDULE	OPP. STRENGTH OF SCHEDULE	TEAM RPI	ADJ RPI	CONF. RPI	ADJ CONF. RPI		
Average RPI Loss:	53											
DIV. I ONLY		19- 6	.76	45	9- 1	160	209	80	.57185	65	30	30
DIV. I NON-CONF.		9- 6	.6	122	0- 1	18	55	43	.61206	37	29	30
<hr/>												
TOTALS	RPI 1-25	RPI 26-50		W-L RECORDS		RPI 51-100		RPI 101-150		RPI 150+		
19- 6	0- 1	3- 2		OVERALL		2- 3		1- 0		13- 0		
9- 0	0- 0	0- 0		HOME		2- 0		1- 0		6- 0		
6- 4	0- 0	1- 2		AWAY		0- 2		0- 0		5- 0		
4- 2	0- 1	2- 0		NEUTRAL		0- 1		0- 0		2- 0		
<hr/>												
9- 6	0- 1	3- 2		NON-CONFERENCE		2- 3		1- 0		3- 0		
4- 0	0- 0	0- 0		HOME		2- 0		1- 0		1- 0		
1- 4	0- 0	1- 2		AWAY		0- 2		0- 0		0- 0		
4- 2	0- 1	2- 0		NEUTRAL		0- 1		0- 0		2- 0		
<hr/>												
10- 0	0- 0	0- 0		CONFERENCE		0- 0		0- 0		10- 0		
5- 0	0- 0	0- 0		HOME		0- 0		0- 0		5- 0		
5- 0	0- 0	0- 0		AWAY		0- 0		0- 0		5- 0		
0- 0	0- 0	0- 0		NEUTRAL		0- 0		0- 0		0- 0		
<hr/>												
RPI S	Opponent	Score		RPI S	Opponent	Score		RPI S	Opponent	Score		
14 N	UCLA	0 3		26 N	Alabama	3 2		52 A	Pittsburgh	1 3		
				43 A	Loyola Marymount	0 3		63 A	Seton Hall	1 3		
				44 N	Western Ky.	3 1		69 H	Temple	3 2		
				47 A	Michigan St.	3 2		94 H	Northern Ky.	3 1		
				49 A	Virginia	1 3		98 N	Milwaukee	0 3		

Non-Div. I Games:

LIU Brooklyn

FGCU

FGCU

Average RPI Win:	183	WON-LOST RECORD	WINNING PCT. RANK	LAST 10 GAMES	STRENGTH OF SCHEDULE	OPP. STRENGTH OF SCHEDULE	TEAM RPI	ADJ RPI	CONF. RPI	ADJ CONF. RPI	
DIV. I ONLY		14- 11	.56 146	6- 4	49	98	75	.5688 67	19	19	
DIV. I NON-CONF.		7- 7	.5 163	1- 0	29	16	71	.58049 65	21	21	
<hr/>											
TOTALS	RPI 1-25	RPI 26-50		W-L RECORDS	RPI 51-100		RPI 101-150		RPI 150+		
14- 11	0- 5	1- 1		OVERALL	1- 1		4- 3		8- 1		
7- 2	0- 0	1- 0		HOME	1- 0		2- 2		3- 0		
5- 5	0- 2	0- 1		AWAY	0- 0		1- 1		4- 1		
2- 4	0- 3	0- 0		NEUTRAL	0- 1		1- 0		1- 0		
<hr/>											
7- 7	0- 5	1- 1		NON-CONFERENCE	0- 1		2- 0		4- 0		
3- 0	0- 0	1- 0		HOME	0- 0		1- 0		1- 0		
2- 3	0- 2	0- 1		AWAY	0- 0		0- 0		2- 0		
2- 4	0- 3	0- 0		NEUTRAL	0- 1		1- 0		1- 0		
<hr/>											
7- 4	0- 0	0- 0		CONFERENCE	1- 0		2- 3		4- 1		
4- 2	0- 0	0- 0		HOME	1- 0		1- 2		2- 0		
3- 2	0- 0	0- 0		AWAY	0- 0		1- 1		2- 1		
0- 0	0- 0	0- 0		NEUTRAL	0- 0		0- 0		0- 0		
<hr/>											
RPI S	Opponent	Score	RPI S	Opponent	Score	RPI S	Opponent	Score	RPI S	Opponent	Score
6 A	North Carolina	0 3	41 A	Ohio	0 3	61 N	Virginia Tech	0 3	106 A	Dayton	1 3
11 N	Kentucky	0 3	49 H	Virginia	3 2	68 H	George Washington	3 0	106 H	Dayton	1 3
13 A	Colorado St.	0 3							119 H	Ball St.	3 2
17 N	Texas A&M	2 3							129 N	UC Santa Barbara	3 1
21 N	Marquette	0 3							137 A	Saint Louis	3 1
									137 H	Saint Louis	3 2
									147 H	Duquesne	1 3
									154 A	Rhode Island	2 3
									173 A	Hampton	3 2
									203 N	Ga. Southern	3 1
									207 H	East Tenn. St.	3 0
									238 A	William & Mary	3 0
									258 H	George Mason	3 0
									265 H	La Salle	3 0
									278 A	Davidson	3 1
									298 A	Fordham	3 0
<hr/>											
LAST 10 GAMES											
137 H Saint Louis 3 2						258 H George Mason 3 0					
106 H Dayton 1 3						173 A Hampton 3 2					
298 A Fordham 3 0						147 H Duquesne 1 3					
154 A Rhode Island 2 3						265 H La Salle 3 0					
68 H George Washington 3 0						106 A Dayton 1 3					

Non-Div. I Games:

VCU

Average RPI Win:	188	WON-LOST RECORD	WINNING PCT. RANK	LAST 10 GAMES	STRENGTH OF SCHEDULE	OPP. STRENGTH OF SCHEDULE	TEAM RPI	ADJ RPI	CONF. RPI	ADJ CONF. RPI	
DIV. I ONLY		17- 7	.70833 61	7- 3	106	165	69	.56844 68	19	19	
DIV. I NON-CONF.		10- 4	.71429 74	1- 0	56	130	48	.60011 47	21	21	
<hr/>											
TOTALS	RPI 1-25	RPI 26-50		W-L RECORDS	RPI 51-100		RPI 101-150		RPI 150+		
17- 7	0- 0	0- 1		OVERALL	2- 2		5- 3		10- 1		
9- 3	0- 0	0- 1		HOME	1- 1		3- 1		5- 0		
5- 3	0- 0	0- 0		AWAY	1- 1		1- 2		3- 0		
3- 1	0- 0	0- 0		NEUTRAL	0- 0		1- 0		2- 1		
<hr/>											
10- 4	0- 0	0- 1		NON-CONFERENCE	2- 1		4- 1		4- 1		
5- 2	0- 0	0- 1		HOME	1- 1		2- 0		2- 0		
2- 1	0- 0	0- 0		AWAY	1- 0		1- 1		0- 0		
3- 1	0- 0	0- 0		NEUTRAL	0- 0		1- 0		2- 1		
<hr/>											
7- 3	0- 0	0- 0		CONFERENCE	0- 1		1- 2		6- 0		
4- 1	0- 0	0- 0		HOME	0- 0		1- 1		3- 0		
3- 2	0- 0	0- 0		AWAY	0- 1		0- 1		3- 0		
0- 0	0- 0	0- 0		NEUTRAL	0- 0		0- 0		0- 0		
<hr/>											
RPI S	Opponent	Score	RPI S	Opponent	Score	RPI S	Opponent	Score	RPI S	Opponent	Score
			42 H	Illinois St.	1 3	51 H	Baylor	0 3	101 H	Auburn	3 0
						67 A	VCU	0 3	106 H	Dayton	3 2
						77 H	Arkansas St.	3 0	117 N	Murray St.	3 1
						96 A	American	3 2	118 A	Valparaiso	0 3
									127 H	North Dakota	3 0
									134 A	James Madison	3 0
									137 H	Saint Louis	1 3
									147 A	Duquesne	2 3
									154 H	Rhode Island	3 2
									172 H	Georgetown	3 0
									173 N	Hampton	1 3
									215 H	Columbia	3 0
									256 N	Southeastern La.	3 1
									258 A	George Mason	3 1
									258 H	George Mason	3 0
									265 A	La Salle	3 0
									278 A	Davidson	3 0
									280 N	Sacramento St.	3 0
									298 H	Fordham	3 0
<hr/>											
			LAST 10 GAMES								
			258 H	George Mason	3 0	278 A	Davidson	3 0			
			96 A	American	3 2	106 H	Dayton	3 2			
			147 A	Duquesne	2 3	137 H	Saint Louis	1 3			
			265 A	La Salle	3 0	258 A	George Mason	3 1			
			67 A	VCU	0 3	298 H	Fordham	3 0			

Non-Div. I Games:

George Washington

Average RPI Win:	177	WON-LOST	WINNING	LAST 10	STRENGTH OF	OPP. STRENGTH	TEAM	ADJ	CONF.	ADJ CONF.		
Average RPI Loss:	94	RECORD	PCT. RANK	GAMES	SCHEDULE	OF SCHEDULE	RPI	RPI	RPI	RPI		
DIV. I ONLY		18- 6	.75	49	8- 2	148	112	63	.56835	69	7	7
DIV. I NON-CONF.		9- 3	.75	55	0- 0	271	158	129	.52726	128	8	8
<hr/>												
TOTALS	RPI 1-25	RPI 26-50		W-L RECORDS		RPI 51-100		RPI 101-150		RPI 150+		
18- 6	0- 0	1- 1		OVERALL		2- 3		3- 1		12- 1		
6- 1	0- 0	1- 0		HOME		1- 1		1- 0		3- 0		
8- 3	0- 0	0- 1		AWAY		1- 1		2- 0		5- 1		
4- 2	0- 0	0- 0		NEUTRAL		0- 1		0- 1		4- 0		
<hr/>												
9- 3	0- 0	0- 0		NON-CONFERENCE		0- 2		0- 1		9- 0		
3- 0	0- 0	0- 0		HOME		0- 0		0- 0		3- 0		
2- 1	0- 0	0- 0		AWAY		0- 1		0- 0		2- 0		
4- 2	0- 0	0- 0		NEUTRAL		0- 1		0- 1		4- 0		
<hr/>												
9- 3	0- 0	1- 1		CONFERENCE		2- 1		3- 0		3- 1		
3- 1	0- 0	1- 0		HOME		1- 1		1- 0		0- 0		
6- 2	0- 0	0- 1		AWAY		1- 0		2- 0		3- 1		
0- 0	0- 0	0- 0		NEUTRAL		0- 0		0- 0		0- 0		
<hr/>												
RPI S	Opponent	Score	RPI S	Opponent	Score	RPI S	Opponent	Score	RPI S	Opponent	Score	
			29 A	UCF	0 3	65 A	LIU Brooklyn	2 3	138 N	Boston College	2 3	
			46 H	SMU	3 2	71 A	Memphis	3 0	143 A	Cincinnati	3 1	
						71 H	Memphis	1 3	143 H	Cincinnati	3 0	
						74 H	Tulsa	3 1	148 A	Houston	3 1	
						94 N	Northern Ky.	1 3	153 A	South Fla.	3 0	
									156 N	Villanova	3 0	
									161 H	Princeton	3 2	
									168 A	UConn	0 3	
									180 A	Tulane	3 0	
									181 A	East Carolina	3 0	
									187 A	Penn	3 0	
									201 A	Syracuse	3 2	
									204 H	Charlotte	3 1	
									262 N	Niagara	3 0	
									265 N	La Salle	3 0	
									286 H	Holy Cross	3 0	
									321 N	Delaware St.	3 0	
<hr/>												
LAST 10 GAMES												
			143 A	Cincinnati	3 1	148 A	Houston	3 1				
			71 A	Memphis	3 0	71 H	Memphis	1 3				
			74 H	Tulsa	3 1	143 H	Cincinnati	3 0				
			46 H	SMU	3 2	153 A	South Fla.	3 0				
			180 A	Tulane	3 0	29 A	UCF	0 3				

Non-Div. I Games:

Temple

Average RPI Win:	180	WON-LOST RECORD	WINNING PCT. RANK	LAST 10 GAMES	STRENGTH OF SCHEDULE	OPP. STRENGTH OF SCHEDULE	TEAM RPI	ADJ RPI	CONF. RPI	ADJ CONF. RPI			
DIV. I ONLY		15- 4	.78947	33	8- 2	171	151	66	.56735	70	18	18	
DIV. I NON-CONF.		7- 2	.77778	50	0- 0	193	103	85	.56614	82	18	18	
<hr/>													
TOTALS	RPI 1-25	RPI 26-50		W-L RECORDS		RPI 51-100		RPI 101-150		RPI 150+			
15- 4	0- 0	1- 0		OVERALL		2- 1		2- 0		10- 3			
7- 2	0- 0	1- 0		HOME		1- 0		1- 0		4- 2			
7- 1	0- 0	0- 0		AWAY		1- 0		1- 0		5- 1			
1- 1	0- 0	0- 0		NEUTRAL		0- 1		0- 0		1- 0			
<hr/>													
7- 2	0- 0	1- 0		NON-CONFERENCE		0- 1		2- 0		4- 1			
3- 1	0- 0	1- 0		HOME		0- 0		1- 0		1- 1			
3- 0	0- 0	0- 0		AWAY		0- 0		1- 0		2- 0			
1- 1	0- 0	0- 0		NEUTRAL		0- 1		0- 0		1- 0			
<hr/>													
8- 2	0- 0	0- 0		CONFERENCE		2- 0		0- 0		6- 2			
4- 1	0- 0	0- 0		HOME		1- 0		0- 0		3- 1			
4- 1	0- 0	0- 0		AWAY		1- 0		0- 0		3- 1			
0- 0	0- 0	0- 0		NEUTRAL		0- 0		0- 0		0- 0			
<hr/>													
RPI	S	Opponent	Score	RPI	S	Opponent	Score	RPI	S	Opponent	Score		
				37	H	Santa Clara	3 2	87	N	North Carolina St.	1 3		
								88	A	Yale	3 0		
								88	H	Yale	3 2		
										121	A	Georgia	3 1
										138	H	Boston College	3 2
										159	H	Delaware	0 3
										161	H	Princeton	3 0
										187	H	Penn	3 2
										189	A	Northeastern	3 1
										195	A	Dartmouth	1 3
										195	H	Dartmouth	3 0
										202	A	Brown	3 1
										202	H	Brown	0 3
										215	A	Columbia	3 2
										231	A	New Hampshire	3 1
										273	H	Central Conn. St.	3 0
										279	A	Cornell	3 0
										294	N	UNC Asheville	3 0
<hr/>													
				LAST 10 GAMES									
				88	A	Yale	3 0	215	A	Columbia	3 2		
				202	A	Brown	3 1	279	A	Cornell	3 0		
				195	H	Dartmouth	3 0	202	H	Brown	0 3		
				161	H	Princeton	3 0	88	H	Yale	3 2		
				187	H	Penn	3 2	195	A	Dartmouth	1 3		

Non-Div. I Games:

Harvard

Average RPI Win: 186		WON-LOST	WINNING	LAST 10	STRENGTH OF		OPP. STRENGTH	TEAM	ADJ		CONF.	ADJ CONF.
Average RPI Loss: 91		RECORD	PCT. RANK	GAMES	SCHEDULE		OF SCHEDULE	RPI	RPI		RPI	RPI
DIV. I ONLY		19- 7	.73077	54	8- 2		125	133	65	.56614	71	7
DIV. I NON-CONF.		10- 4	.71429	74	0- 0		203	193	113	.53089	119	8
TOTALS		RPI 1-25	RPI 26-50		W-L RECORDS		RPI 51-100		RPI 101-150		RPI 150+	
19- 7	0- 0	1- 2		OVERALL		2- 3		2- 1		14- 1		
5- 4	0- 0	1- 1		HOME		1- 3		0- 0		3- 0		
8- 1	0- 0	0- 0		AWAY		1- 0		2- 1		5- 0		
6- 2	0- 0	0- 1		NEUTRAL		0- 0		0- 0		6- 1		
10- 4	0- 0	0- 1		NON-CONFERENCE		0- 2		1- 0		9- 1		
1- 2	0- 0	0- 0		HOME		0- 2		0- 0		1- 0		
3- 0	0- 0	0- 0		AWAY		0- 0		1- 0		2- 0		
6- 2	0- 0	0- 1		NEUTRAL		0- 0		0- 0		6- 1		
9- 3	0- 0	1- 1		CONFERENCE		2- 1		1- 1		5- 0		
4- 2	0- 0	1- 1		HOME		1- 1		0- 0		2- 0		
5- 1	0- 0	0- 0		AWAY		1- 0		1- 1		3- 0		
0- 0	0- 0	0- 0		NEUTRAL		0- 0		0- 0		0- 0		
RPI S	Opponent	Score	RPI S	Opponent	Score	RPI S	Opponent	Score	RPI S	Opponent	Score	
			26 N	Alabama	2 3	60 H	Ole Miss	2 3	137 A	Saint Louis	3 1	
			29 H	UCF	2 3	69 A	Temple	3 1	143 A	Cincinnati	3 1	
			46 H	SMU	3 0	69 H	Temple	0 3	148 A	Houston	1 3	
						74 H	Tulsa	3 2	153 H	South Fla.	3 0	
						77 H	Arkansas St.	2 3	168 A	UConn	3 1	
									168 H	UConn	3 1	
									180 A	Tulane	3 0	
									181 A	East Carolina	3 2	
									191 A	Tennessee	3 1	
									205 N	South Ala.	3 0	
									227 N	Southeast Mo. St.	1 3	
									244 N	Northwestern St.	3 0	
									249 A	Mississippi St.	3 2	
									252 N	Austin Peay	3 1	
									257 H	UT Martin	3 0	
									269 N	Montana St.	3 0	
									274 N	Nicholls St.	3 0	
									283 N	Mercer	3 1	
LAST 10 GAMES												
			168 H	UConn	3 1	29 H	UCF	2 3				
			69 H	Temple	0 3	69 A	Temple	3 1				
			181 A	East Carolina	3 2	168 A	UConn	3 1				
			143 A	Cincinnati	3 1	46 H	SMU	3 0				
			153 H	South Fla.	3 0	74 H	Tulsa	3 2				

Non-Div. I Games:

Memphis

Average RPI Win:		151	WON-LOST RECORD		WINNING PCT. RANK		LAST 10 GAMES		STRENGTH OF SCHEDULE		OPP. STRENGTH OF SCHEDULE		TEAM RPI		ADJ RPI		CONF. RPI		ADJ CONF. RPI	
Average RPI Loss:		103																		
DIV. I ONLY			16- 7		.69565 62		10- 0		146		52		72		.56589 72		15		15	
DIV. I NON-CONF.			4- 7		.36364 239		0- 0		118		12		169		.49614 167		13		13	
TOTALS		RPI 1-25		RPI 26-50		W-L RECORDS		RPI 51-100		RPI 101-150		RPI 150+								
16- 7		1- 2		1- 0		OVERALL		2- 1		3- 3		9- 1								
8- 1		0- 1		1- 0		HOME		2- 0		3- 0		2- 0								
7- 2		1- 1		0- 0		AWAY		0- 0		0- 1		6- 0								
1- 4		0- 0		0- 0		NEUTRAL		0- 1		0- 2		1- 1								
4- 7		1- 2		0- 0		NON-CONFERENCE		1- 1		1- 3		1- 1								
2- 1		0- 1		0- 0		HOME		1- 0		1- 0		0- 0								
1- 2		1- 1		0- 0		AWAY		0- 0		0- 1		0- 0								
1- 4		0- 0		0- 0		NEUTRAL		0- 1		0- 2		1- 1								
12- 0		0- 0		1- 0		CONFERENCE		1- 0		2- 0		8- 0								
6- 0		0- 0		1- 0		HOME		1- 0		2- 0		2- 0								
6- 0		0- 0		0- 0		AWAY		0- 0		0- 0		6- 0								
0- 0		0- 0		0- 0		NEUTRAL		0- 0		0- 0		0- 0								
RPI S	Opponent		Score		RPI S	Opponent		Score		RPI S	Opponent		Score		RPI S	Opponent		Score		
17 A	Texas A&M		3	2	44 H	Western Ky.		3	1	51 H	Baylor		3	1	105 N	Iowa		1	3	
21 A	Marquette		1	3						75 H	Rice		3	2	122 H	Fla. Atlantic		3	1	
25 H	LSU		1	3						90 N	Wichita St.		2	3	128 A	Texas St.		1	3	
															134 N	James Madison		0	3	
															146 H	North Texas		3	0	
															148 H	Houston		3	1	
															163 H	Southern Miss.		3	0	
															167 A	Marshall		3	1	
															180 N	Tulane		3	1	
															188 A	UTEP		3	0	
															188 H	UTEP		3	1	
															204 A	Charlotte		3	2	
															218 N	Green Bay		2	3	
															220 A	Middle Tenn.		3	0	
															241 A	UAB		3	0	
															267 A	Louisiana Tech		3	1	
				LAST 10 GAMES																
				163 H Southern Miss.				3	0	241 A UAB				3	0					
				204 A Charlotte				3	2	267 A Louisiana Tech				3	1					
				167 A Marshall				3	1	188 H UTEP				3	1					
				75 H Rice				3	2	220 A Middle Tenn.				3	0					
				44 H Western Ky.				3	1	146 H North Texas				3	0					

Non-Div. I Games:

UTSA

Average RPI Win:		195	WON-LOST		WINNING		LAST 10		STRENGTH OF		OPP. STRENGTH		TEAM		ADJ		CONF.		ADJ CONF.								
Average RPI Loss:		51	RECORD		PCT. RANK		GAMES		SCHEDULE		OF SCHEDULE		RPI		RPI		RPI		RPI								
DIV. I ONLY			16- 9		.64		93		6- 4		78		110		73		.56537		73								
DIV. I NON-CONF.			8- 5		.61538		117		1- 0		65		69		69		.57869		69								
TOTALS		RPI 1-25		RPI 26-50		W-L RECORDS		RPI 51-100		RPI 101-150		RPI 150+															
16- 9		0- 3		0- 2		OVERALL		0- 2		7- 2		9- 0															
10- 3		0- 2		0- 0		HOME		0- 1		4- 0		6- 0															
4- 4		0- 0		0- 2		AWAY		0- 1		2- 1		2- 0															
2- 2		0- 1		0- 0		NEUTRAL		0- 0		1- 1		1- 0															
8- 5		0- 2		0- 2		NON-CONFERENCE		0- 0		3- 1		5- 0															
6- 1		0- 1		0- 0		HOME		0- 0		2- 0		4- 0															
0- 2		0- 0		0- 2		AWAY		0- 0		0- 0		0- 0															
2- 2		0- 1		0- 0		NEUTRAL		0- 0		1- 1		1- 0															
8- 4		0- 1		0- 0		CONFERENCE		0- 2		4- 1		4- 0															
4- 2		0- 1		0- 0		HOME		0- 1		2- 0		2- 0															
4- 2		0- 0		0- 0		AWAY		0- 1		2- 1		2- 0															
0- 0		0- 0		0- 0		NEUTRAL		0- 0		0- 0		0- 0															
RPI	S	Opponent		Score		RPI	S	Opponent		Score		RPI	S	Opponent		Score		RPI	S	Opponent		Score					
3	H	Texas		0 3		30	A	Hawaii		1 3		55	H	Wyoming		1 3		108	A	San Diego St.		2 3					
7	N	Oregon		1 3		46	A	SMU		2 3		57	A	UNLV		0 3		113	H	UC Irvine		3 1					
13	H	Colorado St.		0 3														120	N	Col. of Charleston		3 1					
																		123	A	Utah St.		3 1					
																		123	H	Utah St.		3 2					
																		126	H	New Mexico St.		3 0					
																		131	A	Boise St.		3 1					
																		131	H	Boise St.		3 0					
																		140	N	St. John's (NY)		0 3					
																		162	H	Seattle		3 0					
																		188	H	UTEP		3 0					
																		199	N	Houston Baptist		3 0					
																		247	A	Nevada		3 0					
																		247	H	Nevada		3 1					
																		269	H	Montana St.		3 0					
																		309	H	Bethune-Cookman		3 0					
																		314	A	San Jose St.		3 0					
																		314	H	San Jose St.		3 1					
						LAST 10 GAMES																					
						123 A Utah St.						3 1		55 H Wyoming						1 3							
						131 A Boise St.						3 1		13 H Colorado St.						0 3							
						314 H San Jose St.						3 1		57 A UNLV						0 3							
						247 H Nevada						3 1		108 A San Diego St.						2 3							
						126 H New Mexico St.						3 0		131 H Boise St.						3 0							

T
u
l
s
a

Tulsa

Average RPI Win:		186	WON-LOST RECORD		WINNING PCT. RANK		LAST 10 GAMES		STRENGTH OF SCHEDULE		OPP. STRENGTH OF SCHEDULE		TEAM RPI		ADJ RPI		CONF. RPI		ADJ CONF. RPI										
Average RPI Loss:		76																											
DIV. I ONLY			20- 6		.76923 42		9- 1		215		84		87		.56506 75		15		15										
DIV. I NON-CONF.			10- 4		.71429 74		0- 0		184		60		95		.55763 88		13		13										
TOTALS		RPI 1-25		RPI 26-50		W-L RECORDS		RPI 51-100		RPI 101-150		RPI 150+																	
20- 6		1- 0		0- 1		OVERALL		0- 4		5- 1		14- 0																	
9- 2		0- 0		0- 0		HOME		0- 1		2- 1		7- 0																	
7- 4		1- 0		0- 1		AWAY		0- 3		2- 0		4- 0																	
4- 0		0- 0		0- 0		NEUTRAL		0- 0		1- 0		3- 0																	
10- 4		1- 0		0- 0		NON-CONFERENCE		0- 3		3- 1		6- 0																	
5- 2		0- 0		0- 0		HOME		0- 1		2- 1		3- 0																	
1- 2		1- 0		0- 0		AWAY		0- 2		0- 0		0- 0																	
4- 0		0- 0		0- 0		NEUTRAL		0- 0		1- 0		3- 0																	
10- 2		0- 0		0- 1		CONFERENCE		0- 1		2- 0		8- 0																	
4- 0		0- 0		0- 0		HOME		0- 0		0- 0		4- 0																	
6- 2		0- 0		0- 1		AWAY		0- 1		2- 0		4- 0																	
0- 0		0- 0		0- 0		NEUTRAL		0- 0		0- 0		0- 0																	
RPI	S	Opponent		Score		RPI	S	Opponent		Score		RPI	S	Opponent		Score													
21	A	Marquette		3 1		44	A	Western Ky.		2 3		51	A	Baylor		1 3		122	A	Fla. Atlantic		3 0							
												58	H	Louisville		0 3		134	N	James Madison		3 1							
												72	A	UTSA		2 3		136	H	Stephen F. Austin		3 1							
												87	A	North Carolina St.		2 3		141	H	La.-Lafayette		2 3							
																		142	H	UC Davis		3 0							
																		146	A	North Texas		3 1							
																		163	A	Southern Miss.		3 0							
																		168	N	UConn		3 2							
																		179	H	A&M-Corpus Christi		3 0							
																		188	A	UTEP		3 0							
																		188	H	UTEP		3 0							
																		204	H	Charlotte		3 0							
																		218	N	Green Bay		3 0							
																		220	A	Middle Tenn.		3 0							
																		220	H	Middle Tenn.		3 1							
																		241	H	UAB		3 0							
																		242	H	Fresno St.		3 0							
																		246	A	FIU		3 1							
																		259	H	Texas Southern		3 0							
																		277	N	Toledo		3 0							
						LAST 10 GAMES																							
						122 A Fla. Atlantic						3 0						188 A UTEP						3 0					
						246 A FIU						3 1						220 A Middle Tenn.						3 0					
						241 H UAB						3 0						204 H Charlotte						3 0					
						220 H Middle Tenn.						3 1						188 H UTEP						3 0					
						72 A UTSA						2 3						146 A North Texas						3 1					

Non-Div. I Games:

Rice

Average RPI Win:		188	WON-LOST RECORD		WINNING PCT. RANK		LAST 10 GAMES		STRENGTH OF SCHEDULE		OPP. STRENGTH OF SCHEDULE		TEAM RPI		ADJ RPI		CONF. RPI		ADJ CONF. RPI				
Average RPI Loss:		36																					
DIV. I ONLY			16- 9		.64 93		5- 5		95		46		71		.56391 76		4		4				
DIV. I NON-CONF.			12- 2		.85714 26		1- 0		225		150		78		.56833 80		4		4				
TOTALS		RPI 1-25		RPI 26-50		W-L RECORDS		RPI 51-100		RPI 101-150		RPI 150+											
16- 9		0- 3		0- 4		OVERALL		3- 2		2- 0		11- 0											
10- 4		0- 2		0- 1		HOME		1- 1		1- 0		8- 0											
3- 4		0- 1		0- 3		AWAY		1- 0		0- 0		2- 0											
3- 1		0- 0		0- 0		NEUTRAL		1- 1		1- 0		1- 0											
12- 2		0- 0		0- 1		NON-CONFERENCE		1- 1		1- 0		10- 0											
8- 0		0- 0		0- 0		HOME		0- 0		0- 0		8- 0											
1- 1		0- 0		0- 1		AWAY		0- 0		0- 0		1- 0											
3- 1		0- 0		0- 0		NEUTRAL		1- 1		1- 0		1- 0											
4- 7		0- 3		0- 3		CONFERENCE		2- 1		1- 0		1- 0											
2- 4		0- 2		0- 1		HOME		1- 1		1- 0		0- 0											
2- 3		0- 1		0- 2		AWAY		1- 0		0- 0		1- 0											
0- 0		0- 0		0- 0		NEUTRAL		0- 0		0- 0		0- 0											
RPI	S	Opponent		Score		RPI	S	Opponent		Score		RPI	S	Opponent		Score							
2	H	Florida St.		2	3	26	A	Alabama		1	3	52	H	Pittsburgh		1	3	108	N	San Diego St.		3	0
6	H	North Carolina		0	3	39	A	Miami (FL)		1	3	61	A	Virginia Tech		3	2	115	H	Georgia Tech		3	1
20	A	Duke		0	3	49	A	Virginia		1	3	61	H	Virginia Tech		3	2	151	A	Winthrop		3	1
						49	H	Virginia		1	3	81	N	Furman		2	3	175	A	Notre Dame		3	0
												82	N	South Carolina		3	1	186	H	Presbyterian		3	1
																		214	H	Troy		3	1
																		238	H	William & Mary		3	0
																		246	N	FIU		3	0
																		252	H	Austin Peay		3	0
																		260	H	USC Upstate		3	1
																		268	H	Tennessee St.		3	2
																		292	H	Wofford		3	0
																		294	H	UNC Asheville		3	0
LAST 10 GAMES																							
						2	H	Florida St.		2	3	52	H	Pittsburgh		1	3						
						1	H	Virginia		1	3	175	A	Notre Dame		3	0						
						3	H	Presbyterian		3	1	115	H	Georgia Tech		3	1						
						3	A	Virginia Tech		3	2	61	H	Virginia Tech		3	2						
						0	A	Duke		0	3	6	H	North Carolina		0	3						

Non-Div. I Games:

Clemson

Average RPI Win:	193	WON-LOST	WINNING	LAST 10	STRENGTH OF	OPP. STRENGTH	TEAM	ADJ	CONF.	ADJ CONF.		
Average RPI Loss:	92	RECORD	PCT. RANK	GAMES	SCHEDULE	OF SCHEDULE	RPI	RPI	RPI	RPI		
DIV. I ONLY	15- 8	.65217	89	7- 3	76	171	83	.56299	77	11	11	
DIV. I NON-CONF.	5- 4	.55556	142	0- 0	80	219	107	.54216	104	12	12	
<hr/>												
TOTALS	RPI 1-25	RPI 26-50		W-L RECORDS		RPI 51-100		RPI 101-150		RPI 150+		
15- 8	0- 0	0- 1		OVERALL		3- 3		1- 4		11- 0		
6- 1	0- 0	0- 0		HOME		2- 0		0- 1		4- 0		
6- 4	0- 0	0- 1		AWAY		1- 2		1- 1		4- 0		
3- 3	0- 0	0- 0		NEUTRAL		0- 1		0- 2		3- 0		
<hr/>												
5- 4	0- 0	0- 0		NON-CONFERENCE		1- 2		0- 2		4- 0		
0- 0	0- 0	0- 0		HOME		0- 0		0- 0		0- 0		
2- 1	0- 0	0- 0		AWAY		1- 1		0- 0		1- 0		
3- 3	0- 0	0- 0		NEUTRAL		0- 1		0- 2		3- 0		
<hr/>												
10- 4	0- 0	0- 1		CONFERENCE		2- 1		1- 2		7- 0		
6- 1	0- 0	0- 0		HOME		2- 0		0- 1		4- 0		
4- 3	0- 0	0- 1		AWAY		0- 1		1- 1		3- 0		
0- 0	0- 0	0- 0		NEUTRAL		0- 0		0- 0		0- 0		
<hr/>												
RPI	S	Opponent	Score	RPI	S	Opponent	Score	RPI	S	Opponent	Score	
				45	A	UALR	0 3	60	N	Ole Miss	1 3	
								62	H	Appalachian St.	3 2	
								68	A	George Washington	0 3	
								71	A	Memphis	3 2	
								80	A	Texas-Arlington	2 3	
								80	H	Texas-Arlington	3 1	
										101	N Auburn	0 3
										127	N North Dakota	2 3
										128	A Texas St.	1 3
										128	H Texas St.	0 3
										141	A La.-Lafayette	3 2
										203	A Ga. Southern	3 1
										205	A South Ala.	3 0
										205	H South Ala.	3 0
										214	A Troy	3 2
										214	H Troy	3 0
										219	A SIUE	3 0
										221	N Southern Utah	3 0
										223	H Georgia St.	3 0
										257	N UT Martin	3 0
										266	H La.-Monroe	3 0
										319	N Ark.-Pine Bluff	3 0
<hr/>												
LAST 10 GAMES												
				141	A	La.-Lafayette	3 2	80	A	Texas-Arlington	2 3	
				214	H	Troy	3 0	45	A	UALR	0 3	
				205	H	South Ala.	3 0	223	H	Georgia St.	3 0	
				62	H	Appalachian St.	3 2	80	H	Texas-Arlington	3 1	
				128	A	Texas St.	1 3	266	H	La.-Monroe	3 0	

Non-Div. I Games:

Arkansas St.

Average RPI Win:	177	WON-LOST RECORD	WINNING PCT. RANK	LAST 10 GAMES	STRENGTH OF SCHEDULE	OPP. STRENGTH OF SCHEDULE	TEAM RPI	ADJ RPI	CONF. RPI	ADJ CONF. RPI	
DIV. I ONLY		14- 8	.63636 98	5- 5	92	85	85	.56253 78	6	6	
DIV. I NON-CONF.		9- 2	.81818 36	0- 0	152	133	63	.58008 67	6	6	
<hr/>											
TOTALS	RPI 1-25	RPI 26-50		W-L RECORDS	RPI 51-100		RPI 101-150		RPI 150+		
14- 8	0- 1	2- 4		OVERALL	1- 1		2- 0		9- 2		
5- 2	0- 0	1- 1		HOME	0- 0		0- 0		4- 1		
6- 4	0- 0	1- 3		AWAY	1- 0		2- 0		2- 1		
3- 2	0- 1	0- 0		NEUTRAL	0- 1		0- 0		3- 0		
<hr/>											
9- 2	0- 1	0- 0		NON-CONFERENCE	1- 1		1- 0		7- 0		
3- 0	0- 0	0- 0		HOME	0- 0		0- 0		3- 0		
3- 0	0- 0	0- 0		AWAY	1- 0		1- 0		1- 0		
3- 2	0- 1	0- 0		NEUTRAL	0- 1		0- 0		3- 0		
<hr/>											
5- 6	0- 0	2- 4		CONFERENCE	0- 0		1- 0		2- 2		
2- 2	0- 0	1- 1		HOME	0- 0		0- 0		1- 1		
3- 4	0- 0	1- 3		AWAY	0- 0		1- 0		1- 1		
0- 0	0- 0	0- 0		NEUTRAL	0- 0		0- 0		0- 0		
<hr/>											
RPI S	Opponent	Score	RPI S	Opponent	Score	RPI S	Opponent	Score	RPI S	Opponent	Score
4 N	Washington	2 3	28 A	BYU	0 3	55 A	Wyoming	3 2	103 A	San Francisco	3 2
			34 A	San Diego	2 3	81 N	Furman	2 3	131 A	Boise St.	3 1
			37 A	Santa Clara	3 2				155 A	Pepperdine	0 3
			43 A	Loyola Marymount	2 3				155 H	Pepperdine	3 1
			43 H	Loyola Marymount	3 1				160 H	St. Mary's (CA)	2 3
			48 H	Pacific	2 3				162 N	Seattle	3 0
									208 N	Portland St.	3 1
									234 H	Grand Canyon	3 1
									248 A	Portland	3 1
									255 A	Montana	3 0
									269 H	Montana St.	3 0
									285 N	Weber St.	3 0
									289 H	Canisius	3 0
<hr/>											
LAST 10 GAMES											
			155 A	Pepperdine	0 3	37 A	Santa Clara	3 2			
			43 A	Loyola Marymount	2 3	103 A	San Francisco	3 2			
			248 A	Portland	3 1	43 H	Loyola Marymount	3 1			
			160 H	St. Mary's (CA)	2 3	155 H	Pepperdine	3 1			
			48 H	Pacific	2 3	34 A	San Diego	2 3			

Non-Div. I Games:

Gonzaga

Average RPI Win:	189	WON-LOST	WINNING	LAST 10	STRENGTH OF	OPP. STRENGTH	TEAM	ADJ	CONF.	ADJ CONF.		
Average RPI Loss:	52	RECORD	PCT. RANK	GAMES	SCHEDULE	OF SCHEDULE	RPI	RPI	RPI	RPI		
DIV. I ONLY		17- 8	.68	71	8- 2	139	77	88	.56252	79	13	12
DIV. I NON-CONF.		7- 5	.58333	130	1- 0	59	38	72	.57744	71	10	10
<hr/>												
TOTALS	RPI 1-25	RPI 26-50		W-L RECORDS		RPI 51-100		RPI 101-150		RPI 150+		
17- 8	0- 2	1- 2		OVERALL		2- 3		2- 1		12- 0		
8- 3	0- 0	0- 2		HOME		2- 1		0- 0		6- 0		
6- 4	0- 2	0- 0		AWAY		0- 2		1- 0		5- 0		
3- 1	0- 0	1- 0		NEUTRAL		0- 0		1- 1		1- 0		
<hr/>												
7- 5	0- 2	1- 1		NON-CONFERENCE		1- 1		1- 1		4- 0		
3- 1	0- 0	0- 1		HOME		1- 0		0- 0		2- 0		
1- 3	0- 2	0- 0		AWAY		0- 1		0- 0		1- 0		
3- 1	0- 0	1- 0		NEUTRAL		0- 0		1- 1		1- 0		
<hr/>												
10- 3	0- 0	0- 1		CONFERENCE		1- 2		1- 0		8- 0		
5- 2	0- 0	0- 1		HOME		1- 1		0- 0		4- 0		
5- 1	0- 0	0- 0		AWAY		0- 1		1- 0		4- 0		
0- 0	0- 0	0- 0		NEUTRAL		0- 0		0- 0		0- 0		
<hr/>												
RPI S	Opponent	Score		RPI S	Opponent	Score		RPI S	Opponent	Score		
5 A	Wisconsin	1	3	39 N	Miami (FL)	3	0	59 A	Utah	2	3	
15 A	Kansas St.	2	3	42 H	Illinois St.	0	3	64 A	UNI	1	3	
				44 H	Western Ky.	0	3	64 H	UNI	2	3	
								90 H	Wichita St.	3	2	
								98 H	Milwaukee	3	0	

Non-Div. I Games:

Missouri St.

Average RPI Win: 208		WON-LOST	WINNING	LAST 10	STRENGTH OF		OPP. STRENGTH	TEAM	ADJ	CONF.	ADJ CONF.		
Average RPI Loss: 78		RECORD	PCT. RANK	GAMES	SCHEDULE		OF SCHEDULE	RPI	RPI	RPI	RPI		
DIV. I ONLY		21- 6	.77778	38	8- 2		183	163	74	.56189	80	11	11
DIV. I NON-CONF.		10- 2	.83333	32	0- 0		263	236	100	.54467	100	12	12
TOTALS		RPI 1-25	RPI 26-50		W-L RECORDS		RPI 51-100		RPI 101-150		RPI 150+		
21- 6	0- 0	0- 1		OVERALL		3- 3		3- 2		15- 0			
12- 2	0- 0	0- 0		HOME		3- 1		2- 1		7- 0			
6- 4	0- 0	0- 1		AWAY		0- 2		0- 1		6- 0			
3- 0	0- 0	0- 0		NEUTRAL		0- 0		1- 0		2- 0			
10- 2	0- 0	0- 0		NON-CONFERENCE		1- 1		1- 1		8- 0			
5- 2	0- 0	0- 0		HOME		1- 1		0- 1		4- 0			
2- 0	0- 0	0- 0		AWAY		0- 0		0- 0		2- 0			
3- 0	0- 0	0- 0		NEUTRAL		0- 0		1- 0		2- 0			
11- 4	0- 0	0- 1		CONFERENCE		2- 2		2- 1		7- 0			
7- 0	0- 0	0- 0		HOME		2- 0		2- 0		3- 0			
4- 4	0- 0	0- 1		AWAY		0- 2		0- 1		4- 0			
0- 0	0- 0	0- 0		NEUTRAL		0- 0		0- 0		0- 0			
RPI S	Opponent	Score	RPI S	Opponent	Score	RPI S	Opponent	Score	RPI S	Opponent	Score		
			45 A UALR	1	3	51 H Baylor	1	3	104 H Denver	2	3		
						62 A Appalachian St.	0	3	128 A Texas St.	2	3		
						62 H Appalachian St.	3	0	128 H Texas St.	3	0		
						66 H FGCU	3	1	141 H La.-Lafayette	3	1		
						77 A Arkansas St.	1	3	148 N Houston	3	0		
						77 H Arkansas St.	3	2	199 H Houston Baptist	3	0		
									203 H Ga. Southern	3	1		
									205 A South Ala.	3	0		
									214 A Troy	3	1		
									214 H Troy	3	2		
									223 A Georgia St.	3	2		
									253 H Incarnate Word	3	0		
									259 H Texas Southern	3	1		
									261 A McNeese St.	3	1		
									266 A La.-Monroe	3	0		
									266 H La.-Monroe	3	0		
									267 N Louisiana Tech	3	0		
									302 A Abilene Christian	3	0		
									312 H Jackson St.	3	0		
									312 N Jackson St.	3	0		
LAST 10 GAMES													
			62 A Appalachian St.	0	3	77 H Arkansas St.	3	2					
			223 A Georgia St.	3	2	62 H Appalachian St.	3	0					
			266 A La.-Monroe	3	0	205 A South Ala.	3	0					
			203 H Ga. Southern	3	1	128 H Texas St.	3	0					
			214 A Troy	3	1	77 A Arkansas St.	1	3					

Non-Div. I Games:

Texas-Arlington

Average RPI Win:	206	WON-LOST RECORD	WINNING PCT. RANK	LAST 10 GAMES	STRENGTH OF SCHEDULE	OPP. STRENGTH OF SCHEDULE	TEAM RPI	ADJ RPI	CONF. RPI	ADJ CONF. RPI		
DIV. I ONLY		17- 6	.73913	52	8- 2	124	216	70	.5617	81	23	23
DIV. I NON-CONF.		7- 4	.63636	109	0- 0	89	107	83	.56217	87	25	26
<hr/>												
TOTALS	RPI 1-25	RPI 26-50		W-L RECORDS		RPI 51-100		RPI 101-150		RPI 150+		
17- 6	0- 1	0- 0		OVERALL		3- 1		0- 1		14- 3		
6- 1	0- 0	0- 0		HOME		0- 0		0- 1		6- 0		
6- 4	0- 1	0- 0		AWAY		0- 1		0- 0		6- 2		
5- 1	0- 0	0- 0		NEUTRAL		3- 0		0- 0		2- 1		
7- 4	0- 1	0- 0		NON-CONFERENCE		3- 1		0- 0		4- 2		
1- 0	0- 0	0- 0		HOME		0- 0		0- 0		1- 0		
1- 3	0- 1	0- 0		AWAY		0- 1		0- 0		1- 1		
5- 1	0- 0	0- 0		NEUTRAL		3- 0		0- 0		2- 1		
10- 2	0- 0	0- 0		CONFERENCE		0- 0		0- 1		10- 1		
5- 1	0- 0	0- 0		HOME		0- 0		0- 1		5- 0		
5- 1	0- 0	0- 0		AWAY		0- 0		0- 0		5- 1		
0- 0	0- 0	0- 0		NEUTRAL		0- 0		0- 0		0- 0		
<hr/>												
RPI S	Opponent	Score		RPI S	Opponent	Score		RPI S	Opponent	Score		
20 A	Duke	0 3						55 A	Wyoming	1 3		
								76 N	Clemson	3 2		
								78 N	Gonzaga	3 2		
								82 N	South Carolina	3 2		
								132 H	Samford	2 3		
								151 A	Winthrop	2 3		
								164 A	UNC Greensboro	3 0		
								164 H	UNC Greensboro	3 1		
								183 A	Western Caro.	2 3		
								183 H	Western Caro.	3 1		
								186 A	Presbyterian	3 1		
								206 N	North Florida	3 1		
								207 A	East Tenn. St.	3 0		
								207 H	East Tenn. St.	3 0		
								212 N	High Point	2 3		
								236 H	Gardner-Webb	3 2		
								250 H	Chattanooga	3 0		
								283 A	Mercer	3 1		
								285 N	Weber St.	3 2		
								292 A	Wofford	3 0		
								292 H	Wofford	3 0		
								318 A	Citadel	3 0		
<hr/>												
LAST 10 GAMES												
164 A UNC Greensboro				3 0		250 H Chattanooga				3 0		
292 H Wofford				3 0		183 A Western Caro.				2 3		
318 A Citadel				3 0		207 H East Tenn. St.				3 0		
283 A Mercer				3 1		164 H UNC Greensboro				3 1		
132 H Samford				2 3		292 A Wofford				3 0		

Non-Div. I Games:

Furman

Average RPI Win:		198	WON-LOST RECORD		WINNING PCT. RANK		LAST 10 GAMES		STRENGTH OF SCHEDULE		OPP. STRENGTH OF SCHEDULE		TEAM RPI		ADJ RPI		CONF. RPI		ADJ CONF. RPI				
DIV. I ONLY			15- 9		.625 105		4- 6		78		94		78		.56077 82		5		5				
DIV. I NON-CONF.			10- 3		.76923 51		0- 1		185		197		93		.55417 93		5		5				
TOTALS		RPI 1-25		RPI 26-50		W-L RECORDS		RPI 51-100		RPI 101-150		RPI 150+											
15- 9		0- 4		0- 1		OVERALL		1- 4		3- 0		11- 0											
9- 3		0- 3		0- 0		HOME		1- 0		2- 0		6- 0											
4- 4		0- 1		0- 1		AWAY		0- 2		1- 0		3- 0											
2- 2		0- 0		0- 0		NEUTRAL		0- 2		0- 0		2- 0											
10- 3		0- 0		0- 0		NON-CONFERENCE		0- 3		1- 0		9- 0											
6- 0		0- 0		0- 0		HOME		0- 0		1- 0		5- 0											
2- 1		0- 0		0- 0		AWAY		0- 1		0- 0		2- 0											
2- 2		0- 0		0- 0		NEUTRAL		0- 2		0- 0		2- 0											
5- 6		0- 4		0- 1		CONFERENCE		1- 1		2- 0		2- 0											
3- 3		0- 3		0- 0		HOME		1- 0		1- 0		1- 0											
2- 3		0- 1		0- 1		AWAY		0- 1		1- 0		1- 0											
0- 0		0- 0		0- 0		NEUTRAL		0- 0		0- 0		0- 0											
RPI	S	Opponent		Score		RPI	S	Opponent		Score		RPI	S	Opponent		Score							
10	H	Florida		1	3	26	A	Alabama		1	3	60	A	Ole Miss		0	3	101	A	Auburn		3	2
11	H	Kentucky		1	3							60	H	Ole Miss		3	2	115	H	Georgia Tech		3	1
17	H	Texas A&M		2	3							76	N	Clemson		1	3	116	H	Missouri		3	1
25	A	LSU		1	3							81	N	Furman		2	3	151	A	Winthrop		3	0
												85	A	Coastal Caro.		0	3	169	H	Eastern Ky.		3	2
																		185	H	Jacksonville		3	1
																		206	N	North Florida		3	1
																		225	A	Campbell		3	0
																		236	H	Gardner-Webb		3	0
																		249	A	Mississippi St.		3	0
																		249	H	Mississippi St.		3	1
																		276	N	Elon		3	0
																		308	H	Norfolk St.		3	0
																		318	H	Citadel		3	0
LAST 10 GAMES																							
60	A	Ole Miss		0	3	17	H	Texas A&M		2	3												
25	A	LSU		1	3	10	H	Florida		1	3												
116	H	Missouri		3	1	26	A	Alabama		1	3												
249	H	Mississippi St.		3	1	101	A	Auburn		3	2												
85	A	Coastal Caro.		0	3	249	A	Mississippi St.		3	0												

Non-Div. I Games:

South Carolina

Average RPI Win:		171	WON-LOST RECORD		WINNING PCT. RANK		LAST 10 GAMES		STRENGTH OF SCHEDULE		OPP. STRENGTH OF SCHEDULE		TEAM RPI		ADJ RPI		CONF. RPI		ADJ CONF. RPI				
DIV. I ONLY			17- 8		.68 71		8- 2		130		79		84		.56011 83		9		9				
DIV. I NON-CONF.			8- 4		.66667 89		0- 0		137		65		94		.55043 96		9		9				
TOTALS		RPI 1-25		RPI 26-50				W-L RECORDS		RPI 51-100				RPI 101-150				RPI 150+					
17- 8		1- 3		0- 1				OVERALL		4- 2				1- 1				11- 1					
3- 1		1- 0		0- 0				HOME		0- 1				0- 0				2- 0					
8- 5		0- 3		0- 1				AWAY		3- 0				0- 1				5- 0					
6- 2		0- 0		0- 0				NEUTRAL		1- 1				1- 0				4- 1					
8- 4		0- 2		0- 0				NON-CONFERENCE		2- 1				1- 0				5- 1					
0- 0		0- 0		0- 0				HOME		0- 0				0- 0				0- 0					
2- 2		0- 2		0- 0				AWAY		1- 0				0- 0				1- 0					
6- 2		0- 0		0- 0				NEUTRAL		1- 1				1- 0				4- 1					
9- 4		1- 1		0- 1				CONFERENCE		2- 1				0- 1				6- 0					
3- 1		1- 0		0- 0				HOME		0- 1				0- 0				2- 0					
6- 3		0- 1		0- 1				AWAY		2- 0				0- 1				4- 0					
0- 0		0- 0		0- 0				NEUTRAL		0- 0				0- 0				0- 0					
RPI	S	Opponent		Score		RPI	S	Opponent		Score		RPI	S	Opponent		Score		RPI	S	Opponent		Score	
11	A	Kentucky		0	3	39	A	Creighton		1	3	56	A	Xavier		3	2	111	N	Idaho St.		3	1
21	A	Marquette		0	3							61	N	Virginia Tech		3	1	140	A	St. John's (NY)		0	3
21	H	Marquette		3	2							63	A	Seton Hall		3	0	156	A	Villanova		3	0
24	A	Colorado		1	3							63	H	Seton Hall		0	3	156	H	Villanova		3	0
												89	A	Indiana		3	0	167	N	Marshall		3	0
												90	N	Wichita St.		2	3	171	N	Buffalo		1	3
																		172	A	Georgetown		3	1
																		218	N	Green Bay		3	1
																		229	N	Robert Morris		3	0
																		251	A	Central Mich.		3	0
																		275	N	Western Ill.		3	2
																		293	A	DePaul		3	2
																		293	H	DePaul		3	0
																		301	A	Providence		3	0
						LAST 10 GAMES																	
						293	A	DePaul		3	2	21	H	Marquette		3	2						
						21	A	Marquette		0	3	301	A	Providence		3	0						
						63	A	Seton Hall		3	0	140	A	St. John's (NY)		0	3						
						156	A	Villanova		3	0	293	H	DePaul		3	0						
						56	A	Xavier		3	2	156	H	Villanova		3	0						

Non-Div. I Games:

Butler

Average RPI Win:		193	WON-LOST RECORD		WINNING PCT. RANK		LAST 10 GAMES		STRENGTH OF SCHEDULE		OPP. STRENGTH OF SCHEDULE		TEAM RPI		ADJ RPI		CONF. RPI		ADJ CONF. RPI		
DIV. I ONLY			13- 11		.54167	150	3- 7		46		57		82		.5578		84	2		2	
DIV. I NON-CONF.			10- 4		.71429	74	0- 1		134		175		90		.55343		95	3		3	
TOTALS		RPI 1-25		RPI 26-50		W-L RECORDS		RPI 51-100		RPI 101-150		RPI 150+									
13- 11		0- 7		0- 2		OVERALL		3- 1		1- 0		9- 1									
7- 5		0- 3		0- 2		HOME		2- 0		0- 0		5- 0									
4- 6		0- 4		0- 0		AWAY		1- 1		1- 0		2- 1									
2- 0		0- 0		0- 0		NEUTRAL		0- 0		0- 0		2- 0									
10- 4		0- 2		0- 1		NON-CONFERENCE		1- 0		0- 0		9- 1									
6- 1		0- 0		0- 1		HOME		1- 0		0- 0		5- 0									
2- 3		0- 2		0- 0		AWAY		0- 0		0- 0		2- 1									
2- 0		0- 0		0- 0		NEUTRAL		0- 0		0- 0		2- 0									
3- 7		0- 5		0- 1		CONFERENCE		2- 1		1- 0		0- 0									
1- 4		0- 3		0- 1		HOME		1- 0		0- 0		0- 0									
2- 3		0- 2		0- 0		AWAY		1- 1		1- 0		0- 0									
0- 0		0- 0		0- 0		NEUTRAL		0- 0		0- 0		0- 0									
RPI	S	Opponent		Score		RPI	S	Opponent		Score		RPI	S	Opponent		Score					
3	H	Texas		2	3	27	H	Kansas		1	3	51	A	Baylor		3	1				
6	A	North Carolina		0	3	28	H	BYU		0	3	63	H	Seton Hall		3	0				
15	H	Kansas St.		2	3							99	A	TCU		1	3				
19	A	Oklahoma		0	3							99	H	TCU		3	2				
19	H	Oklahoma		1	3																
20	A	Duke		1	3																
23	A	Iowa St.		1	3																
											</										

Non-Div. I Games:

West Virginia

Average RPI Win: 203		WON-LOST	WINNING	LAST 10	STRENGTH OF		OPP. STRENGTH	TEAM	ADJ		CONF.	ADJ CONF.
Average RPI Loss: 137		RECORD	PCT. RANK	GAMES	SCHEDULE		OF SCHEDULE	RPI	RPI		RPI	RPI
DIV. I ONLY		19- 6	.76	45	8- 2		165	206	86		.55679	85
DIV. I NON-CONF.		11- 3	.78571	47	1- 0		174	162	81		.56283	85
TOTALS		RPI 1-25	RPI 26-50		W-L RECORDS		RPI 51-100		RPI 101-150		RPI 150+	
19- 6		0- 0	0- 0		OVERALL		1- 1		3- 2		15- 3	
7- 2		0- 0	0- 0		HOME		1- 0		2- 1		4- 1	
8- 3		0- 0	0- 0		AWAY		0- 1		0- 1		8- 1	
4- 1		0- 0	0- 0		NEUTRAL		0- 0		1- 0		3- 1	
11- 3		0- 0	0- 0		NON-CONFERENCE		1- 1		2- 1		8- 1	
5- 0		0- 0	0- 0		HOME		1- 0		1- 0		3- 0	
2- 2		0- 0	0- 0		AWAY		0- 1		0- 1		2- 0	
4- 1		0- 0	0- 0		NEUTRAL		0- 0		1- 0		3- 1	
8- 3		0- 0	0- 0		CONFERENCE		0- 0		1- 1		7- 2	
2- 2		0- 0	0- 0		HOME		0- 0		1- 1		1- 1	
6- 1		0- 0	0- 0		AWAY		0- 0		0- 0		6- 1	
0- 0		0- 0	0- 0		NEUTRAL		0- 0		0- 0		0- 0	
RPI S	Opponent	Score	RPI S	Opponent	Score	RPI S	Opponent	Score	RPI S	Opponent	Score	
						82 H	South Carolina	3 0	107 H	Liberty	1 3	
						87 A	North Carolina St.	0 3	110 H	Radford	3 1	
									114 A	UNCW	1 3	
									120 H	Col. of Charleston	3 1	
									122 N	Fla. Atlantic	3 2	
									151 A	Winthrop	1 3	
									151 H	Winthrop	1 3	
									176 N	Howard	3 0	
									185 A	Jacksonville	3 0	
									186 A	Presbyterian	3 0	
									186 H	Presbyterian	3 0	
									191 H	Tennessee	3 1	
									206 A	North Florida	3 2	
									209 N	Fairfield	2 3	
									212 A	High Point	3 1	
									225 A	Campbell	3 0	
									226 N	Eastern Wash.	3 1	
									236 A	Gardner-Webb	3 1	
									238 N	William & Mary	3 0	
									239 H	Kennesaw St.	3 1	
									294 A	UNC Asheville	3 0	
									299 A	Charleston So.	3 1	
									324 H	Loyola Maryland	3 0	
LAST 10 GAMES												
						186 A	Presbyterian	3 0	107 H	Liberty	1 3	
						151 A	Winthrop	1 3	110 H	Radford	3 1	
						294 A	UNC Asheville	3 0	299 A	Charleston So.	3 1	
						236 A	Gardner-Webb	3 1	225 A	Campbell	3 0	
						82 H	South Carolina	3 0	212 A	High Point	3 1	

Non-Div. I Games:

Coastal Caro.

UMKC		Average RPI Win:	212	WON-LOST RECORD	WINNING PCT. RANK	LAST 10 GAMES	STRENGTH OF SCHEDULE	OPP. STRENGTH OF SCHEDULE	TEAM RPI	ADJ RPI	CONF. RPI	ADJ CONF. RPI
Average RPI Loss:		144										
DIV. I ONLY		21- 4	.84	13	9- 1	227	233	79	.55652	86	25	24
DIV. I NON-CONF.		12- 3	.8	41	1- 0	153	144	70	.57412	75	24	24
TOTALS		RPI 1-25	RPI 26-50		W-L RECORDS		RPI 51-100		RPI 101-150		RPI 150+	
21- 4	0- 0		0- 1		OVERALL		1- 0		5- 1		15- 2	
6- 1	0- 0		0- 0		HOME		0- 0		1- 0		5- 1	
9- 1	0- 0		0- 1		AWAY		1- 0		1- 0		7- 0	
6- 2	0- 0		0- 0		NEUTRAL		0- 0		3- 1		3- 1	
12- 3	0- 0		0- 1		NON-CONFERENCE		1- 0		4- 1		7- 1	
2- 0	0- 0		0- 0		HOME		0- 0		1- 0		1- 0	
4- 1	0- 0		0- 1		AWAY		1- 0		0- 0		3- 0	
6- 2	0- 0		0- 0		NEUTRAL		0- 0		3- 1		3- 1	
9- 1	0- 0		0- 0		CONFERENCE		0- 0		1- 0		8- 1	
4- 1	0- 0		0- 0		HOME		0- 0		0- 0		4- 1	
5- 0	0- 0		0- 0		AWAY		0- 0		1- 0		4- 0	
0- 0	0- 0		0- 0		NEUTRAL		0- 0		0- 0		0- 0	
RPI S	Opponent	Score	RPI S	Opponent	Score	RPI S	Opponent	Score	RPI S	Opponent	Score	
			27 A	Kansas	1 3	66 A	FGCU	3 2	116 H	Missouri	3 1	
									118 N	Valparaiso	1 3	
									122 N	Fla. Atlantic	3 1	
									126 A	New Mexico St.	3 2	
									133 N	Miami (OH)	3 1	
									136 N	Stephen F. Austin	3 1	
									158 N	North Dakota St.	3 2	
									162 H	Seattle	3 1	
									198 N	Drake	2 3	
									213 H	Utah Valley	3 1	
									227 H	Southeast Mo. St.	3 1	
									228 A	Omaha	3 2	
									234 A	Grand Canyon	3 2	
									234 H	Grand Canyon	2 3	
									235 A	Bakersfield	3 1	
									235 H	Bakersfield	3 1	
									251 N	Central Mich.	3 0	
									281 N	Alabama St.	3 0	
									288 A	Bradley	3 1	
									296 A	South Dakota St.	3 0	
									303 A	Tex.-Pan American	3 0	
									323 A	Chicago St.	3 0	
									323 H	Chicago St.	3 0	
LAST 10 GAMES												
			234 H	Grand Canyon	2 3	126 A	New Mexico St.	3 2				
			235 H	Bakersfield	3 1	116 H	Missouri	3 1				
			323 H	Chicago St.	3 0	162 H	Seattle	3 1				
			323 A	Chicago St.	3 0	213 H	Utah Valley	3 1				
			303 A	Tex.-Pan American	3 0	235 A	Bakersfield	3 1				

Non-Div. I Games:

UMKC

Average RPI Win: 167		WON-LOST RECORD		WINNING PCT. RANK		LAST 10 GAMES		STRENGTH OF SCHEDULE		OPP. STRENGTH OF SCHEDULE		TEAM RPI		ADJ RPI		CONF. RPI		ADJ CONF. RPI	
DIV. I ONLY		13- 10		.56522 144		1- 9		59		47		81		.55642 87		4		4	
DIV. I NON-CONF.		11- 1		.91667 15		0- 0		126		160		37		.60625 44		4		4	
TOTALS		RPI 1-25		RPI 26-50		W-L RECORDS		RPI 51-100		RPI 101-150		RPI 150+							
13- 10		0- 3		0- 2		OVERALL		3- 2		3- 1		7- 2							
8- 4		0- 2		0- 1		HOME		2- 1		1- 0		5- 0							
2- 5		0- 1		0- 1		AWAY		0- 1		2- 1		0- 1							
3- 1		0- 0		0- 0		NEUTRAL		1- 0		0- 0		2- 1							
11- 1		0- 0		0- 0		NON-CONFERENCE		3- 0		2- 0		6- 1							
6- 0		0- 0		0- 0		HOME		2- 0		0- 0		4- 0							
2- 0		0- 0		0- 0		AWAY		0- 0		2- 0		0- 0							
3- 1		0- 0		0- 0		NEUTRAL		1- 0		0- 0		2- 1							
2- 9		0- 3		0- 2		CONFERENCE		0- 2		1- 1		1- 1							
2- 4		0- 2		0- 1		HOME		0- 1		1- 0		1- 0							
0- 5		0- 1		0- 1		AWAY		0- 1		0- 1		0- 1							
0- 0		0- 0		0- 0		NEUTRAL		0- 0		0- 0		0- 0							
RPI S	Opponent	Score		RPI S	Opponent	Score		RPI S	Opponent	Score		RPI S	Opponent	Score					
2 A	Florida St.	0	3	39 H	Miami (FL)	0	3	58 H	Louisville	2	3	114 A	UNCW	3	2				
2 H	Florida St.	1	3	49 A	Virginia	2	3	61 A	Virginia Tech	1	3	115 A	Georgia Tech	1	3				
6 H	North Carolina	0	3					70 N	Harvard	3	1	121 A	Georgia	3	1				
								75 H	Rice	3	2	138 H	Boston College	3	1				
								85 H	Coastal Caro.	3	0	152 A	Wake Forest	2	3				
												168 H	UConn	3	1				
												176 H	Howard	3	0				
												201 H	Syracuse	3	0				
												209 N	Fairfield	3	1				
												226 N	Eastern Wash.	2	3				
												238 H	William & Mary	3	0				
												277 H	Toledo	3	0				
												294 N	UNC Asheville	3	0				
LAST 10 GAMES																			
				39 H	Miami (FL)	0	3	6 H	North Carolina	0	3								
				2 H	Florida St.	1	3	2 A	Florida St.	0	3								
				138 H	Boston College	3	1	115 A	Georgia Tech	1	3								
				49 A	Virginia	2	3	61 A	Virginia Tech	1	3								
				58 H	Louisville	2	3	152 A	Wake Forest	2	3								

Non-Div. I Games:

North Carolina St.

Average RPI Win:		203	WON-LOST RECORD		WINNING PCT. RANK		LAST 10 GAMES		STRENGTH OF SCHEDULE		OPP. STRENGTH OF SCHEDULE		TEAM RPI		ADJ RPI		CONF. RPI		ADJ CONF. RPI				
Average RPI Loss:		54																					
DIV. I ONLY			12- 7		.63158 101		8- 2		103		108		94		.55568 88		18		18				
DIV. I NON-CONF.			4- 5		.44444 203		0- 0		114		19		141		.51541 135		18		18				
TOTALS		RPI 1-25		RPI 26-50		W-L RECORDS		RPI 51-100		RPI 101-150		RPI 150+											
12- 7		0- 2		0- 2		OVERALL		0- 2		0- 1		12- 0											
5- 3		0- 0		0- 1		HOME		0- 1		0- 1		5- 0											
6- 1		0- 0		0- 0		AWAY		0- 1		0- 0		6- 0											
1- 3		0- 2		0- 1		NEUTRAL		0- 0		0- 0		1- 0											
4- 5		0- 2		0- 2		NON-CONFERENCE		0- 0		0- 1		4- 0											
1- 2		0- 0		0- 1		HOME		0- 0		0- 1		1- 0											
2- 0		0- 0		0- 0		AWAY		0- 0		0- 0		2- 0											
1- 3		0- 2		0- 1		NEUTRAL		0- 0		0- 0		1- 0											
8- 2		0- 0		0- 0		CONFERENCE		0- 2		0- 0		8- 0											
4- 1		0- 0		0- 0		HOME		0- 1		0- 0		4- 0											
4- 1		0- 0		0- 0		AWAY		0- 1		0- 0		4- 0											
0- 0		0- 0		0- 0		NEUTRAL		0- 0		0- 0		0- 0											
RPI	S	Opponent		Score		RPI	S	Opponent		Score		RPI	S	Opponent		Score							
8	N	Penn St.		0	3	27	N	Kansas		0	3	70	A	Harvard		2	3	138	H	Boston College		0	3
14	N	UCLA		0	3	50	H	Minnesota		0	3	70	H	Harvard		0	3	156	A	Villanova		3	0
																		161	A	Princeton		3	0
																		172	N	Georgetown		3	1
																		187	A	Penn		3	0
																		192	A	Cal St. Fullerton		3	1
																		195	A	Dartmouth		3	0
																		195	H	Dartmouth		3	0
																		202	A	Brown		3	0
																		202	H	Brown		3	0
																		215	H	Columbia		3	1
																		279	H	Cornell		3	0
																		284	H	Albany (NY)		3	1

Average RPI Win: 170		WON-LOST	WINNING	LAST 10	STRENGTH OF		OPP. STRENGTH	TEAM	ADJ		CONF.	ADJ CONF.
Average RPI Loss: 60		RECORD	PCT. RANK	GAMES	SCHEDULE		OF SCHEDULE	RPI	RPI		RPI	RPI
DIV. I ONLY		14- 10	.58333	133	4- 6		62	68	77		.55539	89
DIV. I NON-CONF.		9- 3	.75	55	0- 0		180	232	97		.54338	102
TOTALS		RPI 1-25	RPI 26-50		W-L RECORDS		RPI 51-100		RPI 101-150		RPI 150+	
14- 10		0- 4	1- 3		OVERALL		2- 1		2- 0		9- 2	
7- 6		0- 3	1- 2		HOME		1- 1		1- 0		4- 0	
4- 4		0- 1	0- 1		AWAY		1- 0		1- 0		2- 2	
3- 0		0- 0	0- 0		NEUTRAL		0- 0		0- 0		3- 0	
9- 3		0- 0	0- 0		NON-CONFERENCE		0- 1		1- 0		8- 2	
5- 1		0- 0	0- 0		HOME		0- 1		1- 0		4- 0	
1- 2		0- 0	0- 0		AWAY		0- 0		0- 0		1- 2	
3- 0		0- 0	0- 0		NEUTRAL		0- 0		0- 0		3- 0	
5- 7		0- 4	1- 3		CONFERENCE		2- 0		1- 0		1- 0	
2- 5		0- 3	1- 2		HOME		1- 0		0- 0		0- 0	
3- 2		0- 1	0- 1		AWAY		1- 0		1- 0		1- 0	
0- 0		0- 0	0- 0		NEUTRAL		0- 0		0- 0		0- 0	
RPI S	Opponent	Score	RPI S	Opponent	Score	RPI S	Opponent	Score	RPI S	Opponent	Score	
5 H	Wisconsin	0 3	33 A	Purdue	0 3	53 H	Michigan	3 2	133 H	Miami (OH)	3 1	
8 H	Penn St.	0 3	33 H	Purdue	1 3	54 A	Northwestern	3 2	145 A	Maryland	3 1	
9 A	Illinois	0 3	47 H	Michigan St.	1 3	83 H	Butler	0 3	165 A	IUPUI	1 3	
22 H	Ohio St.	0 3	50 H	Minnesota	3 1				168 A	UConn	3 2	
									169 N	Eastern Ky.	3 1	
									171 H	Buffalo	3 1	
									178 A	Rutgers	3 0	
									194 A	Ill.-Chicago	2 3	
									227 H	Southeast Mo. St.	3 0	
									231 N	New Hampshire	3 1	
									249 H	Mississippi St.	3 1	
									273 N	Central Conn. St.	3 0	
									275 H	Western Ill.	3 0	
LAST 10 GAMES												
5 H	Wisconsin	0 3	22 H	Ohio St.	0 3							
50 H	Minnesota	3 1	33 H	Purdue	1 3							
54 A	Northwestern	3 2	33 A	Purdue	0 3							
9 A	Illinois	0 3	178 A	Rutgers	3 0							
8 H	Penn St.	0 3	145 A	Maryland	3 1							

Non-Div. I Games:

Indiana

Average RPI Win:		177	WON-LOST RECORD		WINNING PCT. RANK		LAST 10 GAMES		STRENGTH OF SCHEDULE		OPP. STRENGTH OF SCHEDULE		TEAM RPI		ADJ RPI		CONF. RPI		ADJ CONF. RPI				
DIV. I ONLY			15- 8		.65217 89		7- 3		144		82		99		.55523 90		13		12				
DIV. I NON-CONF.			6- 4		.6 122		0- 0		48		40		60		.58753 58		10		10				
TOTALS		RPI 1-25		RPI 26-50		W-L RECORDS		RPI 51-100		RPI 101-150		RPI 150+											
15- 8		0- 1		0- 2		OVERALL		3- 4		2- 1		10- 0											
4- 2		0- 0		0- 1		HOME		0- 1		0- 0		4- 0											
6- 4		0- 1		0- 1		AWAY		0- 2		2- 0		4- 0											
5- 2		0- 0		0- 0		NEUTRAL		3- 1		0- 1		2- 0											
6- 4		0- 1		0- 1		NON-CONFERENCE		3- 1		1- 1		2- 0											
0- 0		0- 0		0- 0		HOME		0- 0		0- 0		0- 0											
1- 2		0- 1		0- 1		AWAY		0- 0		1- 0		0- 0											
5- 2		0- 0		0- 0		NEUTRAL		3- 1		0- 1		2- 0											
9- 4		0- 0		0- 1		CONFERENCE		0- 3		1- 0		8- 0											
4- 2		0- 0		0- 1		HOME		0- 1		0- 0		4- 0											
5- 2		0- 0		0- 0		AWAY		0- 2		1- 0		4- 0											
0- 0		0- 0		0- 0		NEUTRAL		0- 0		0- 0		0- 0											
RPI	S	Opponent		Score		RPI	S	Opponent		Score		RPI	S	Opponent		Score							
11	A	Kentucky		0 3		39	A	Creighton		1 3		51	N	Baylor		3 0							
						42	H	Illinois St.		0 3		61	N	Virginia Tech		0 3							
												64	A	UNI		1 3							
												64	H	UNI		1 3							
												72	N	UTSA		3 2							
												79	A	Missouri St.		2 3							
												83	N	Butler		3 2							
												128	A	Texas St.		3 2							
												139	A	Southern Ill.		3 0							
												146	N	North Texas		2 3							
												155	N	Pepperdine		3 1							
												157	H	Indiana St.		3 0							
												196	A	Loyola Chicago		3 0							
												196	H	Loyola Chicago		3 0							
												198	A	Drake		3 1							
												198	H	Drake		3 0							
												243	N	Bowling Green		3 2							
												263	A	Evansville		3 0							
												288	A	Bradley		3 0							
												288	H	Bradley		3 0							
LAST 10 GAMES																							
64 A UNI						1 3						139 A Southern Ill.						3 0					
198 A Drake						3 1						79 A Missouri St.						2 3					
288 H Bradley						3 0						198 H Drake						3 0					
196 H Loyola Chicago						3 0						64 H UNI						1 3					
263 A Evansville						3 0						196 A Loyola Chicago						3 0					

Non-Div. I Games:

Wichita St.

Average RPI Win:	224	WON-LOST RECORD	WINNING PCT. RANK	LAST 10 GAMES	STRENGTH OF SCHEDULE	OPP. STRENGTH OF SCHEDULE	TEAM RPI	ADJ RPI	CONF. RPI	ADJ CONF. RPI	
Average RPI Loss:	95										
DIV. I ONLY	23- 4	.85185	11	9- 1	254	244	90	.55493	91	14	14
DIV. I NON-CONF.	14- 1	.93333	10	1- 0	315	295	127	.52834	125	17	17
<hr/>											
TOTALS	RPI 1-25	RPI 26-50		W-L RECORDS	RPI 51-100		RPI 101-150		RPI 150+		
23- 4	0- 0	0- 1		OVERALL	0- 0		4- 3		19- 0		
12- 1	0- 0	0- 0		HOME	0- 0		3- 1		9- 0		
6- 2	0- 0	0- 0		AWAY	0- 0		1- 2		5- 0		
5- 1	0- 0	0- 1		NEUTRAL	0- 0		0- 0		5- 0		
<hr/>											
14- 1	0- 0	0- 1		NON-CONFERENCE	0- 0		1- 0		13- 0		
7- 0	0- 0	0- 0		HOME	0- 0		1- 0		6- 0		
2- 0	0- 0	0- 0		AWAY	0- 0		0- 0		2- 0		
5- 1	0- 0	0- 1		NEUTRAL	0- 0		0- 0		5- 0		
<hr/>											
9- 3	0- 0	0- 0		CONFERENCE	0- 0		3- 3		6- 0		
5- 1	0- 0	0- 0		HOME	0- 0		2- 1		3- 0		
4- 2	0- 0	0- 0		AWAY	0- 0		1- 2		3- 0		
0- 0	0- 0	0- 0		NEUTRAL	0- 0		0- 0		0- 0		
<hr/>											
RPI S	Opponent	Score	RPI S	Opponent	Score	RPI S	Opponent	Score	RPI S	Opponent	Score
			26 N	Alabama	0 3				112 A	Hofstra	1 3
									112 H	Hofstra	3 1
									114 A	UNCW	3 2
									120 A	Col. of Charleston	2 3
									120 H	Col. of Charleston	2 3
									134 H	James Madison	3 0
									140 H	St. John's (NY)	3 1
									158 H	North Dakota St.	3 0
									159 A	Delaware	3 0
									159 H	Delaware	3 0
									163 N	Southern Miss.	3 0
									170 H	Kent St.	3 1
									189 A	Northeastern	3 1
									189 H	Northeastern	3 0
									200 N	Army	3 0
									237 H	Coppin St.	3 1
									238 H	William & Mary	3 0
									265 H	La Salle	3 0
									276 A	Elon	3 1
									310 A	Bryant	3 0
									313 H	Saint Peter's	3 0
									318 N	Citadel	3 0
									321 A	Delaware St.	3 0
									321 H	Delaware St.	3 0
									326 N	UMass Lowell	3 0
									334 N	Savannah St.	3 0
<hr/>											
			LAST 10 GAMES								
			120 H	Col. of Charleston	2 3	114 A	UNCW	3 2			
			112 H	Hofstra	3 1	276 A	Elon	3 1			
			189 H	Northeastern	3 0	238 H	William & Mary	3 0			
			159 A	Delaware	3 0	134 H	James Madison	3 0			
			321 A	Delaware St.	3 0	189 A	Northeastern	3 1			

Non-Div. I Games:

Towson

Average RPI Win:		184	WON-LOST RECORD		WINNING PCT. RANK		LAST 10 GAMES		STRENGTH OF SCHEDULE		OPP. STRENGTH OF SCHEDULE		TEAM RPI		ADJ RPI		CONF. RPI		ADJ CONF. RPI				
Average RPI Loss:		82																					
DIV. I ONLY			15- 10		.6 123		6- 4		97		92		102		.55417 92		21		20				
DIV. I NON-CONF.			6- 7		.46154 184		0- 1		31		20		84		.57037 79		19		19				
TOTALS		RPI 1-25		RPI 26-50		W-L RECORDS		RPI 51-100		RPI 101-150		RPI 150+											
15- 10		1- 4		1- 1		OVERALL		1- 0		0- 3		12- 2											
5- 1		0- 1		0- 0		HOME		0- 0		0- 0		5- 0											
7- 5		0- 0		1- 0		AWAY		1- 0		0- 3		5- 2											
3- 4		1- 3		0- 1		NEUTRAL		0- 0		0- 0		2- 0											
6- 7		1- 4		1- 1		NON-CONFERENCE		1- 0		0- 2		3- 0											
0- 1		0- 1		0- 0		HOME		0- 0		0- 0		0- 0											
3- 2		0- 0		1- 0		AWAY		1- 0		0- 2		1- 0											
3- 4		1- 3		0- 1		NEUTRAL		0- 0		0- 0		2- 0											
9- 3		0- 0		0- 0		CONFERENCE		0- 0		0- 1		9- 2											
5- 0		0- 0		0- 0		HOME		0- 0		0- 0		5- 0											
4- 3		0- 0		0- 0		AWAY		0- 0		0- 1		4- 2											
0- 0		0- 0		0- 0		NEUTRAL		0- 0		0- 0		0- 0											
RPI	S	Opponent		Score		RPI	S	Opponent		Score		RPI	S	Opponent		Score		RPI	S	Opponent		Score	
9	N	Illinois		0	3	39	A	Creighton		3	2	97	A	Arkansas		3	2	104	A	Denver		1	3
15	N	Kansas St.		0	3	46	N	SMU		0	3							127	A	North Dakota		2	3
18	N	Arizona		1	3													127	A	North Dakota		1	3
23	H	Iowa St.		0	3													158	A	North Dakota St.		1	3
24	N	Colorado		3	1													158	H	North Dakota St.		3	1
																		165	A	IUPUI		3	2
																		180	N	Tulane		3	0
																		190	A	Oral Roberts		2	3
																		190	H	Oral Roberts		3	2
																		216	A	IPFW		3	0
																		216	H	IPFW		3	1
																		218	A	Green Bay		3	0
																		224	N	Stony Brook		3	1
																		228	A	Omaha		3	1
																		228	H	Omaha		3	0
																		275	H	Western Ill.		3	0
																		296	A	South Dakota St.		3	0
LAST 10 GAMES																							
						158	A	North Dakota St.		1	3	23	H	Iowa St.		0	3						
						216	H	IPFW		3	1	104	A	Denver		1	3						
						228	H	Omaha		3	0	275	H	Western Ill.		3	0						
						190	A	Oral Roberts		2	3	216	A	IPFW		3	0						
						296	A	South Dakota St.		3	0	165	A	IUPUI		3	2						

Non-Div. I Games:

South Dakota

Average RPI Win:	161	WON-LOST RECORD	WINNING PCT. RANK	LAST 10 GAMES	STRENGTH OF SCHEDULE	OPP. STRENGTH OF SCHEDULE	TEAM RPI	ADJ RPI	CONF. RPI	ADJ CONF. RPI		
Div. I ONLY		10- 14	.41667	215	1- 9	26	15	93	.55293	93	1	1
Div. I NON-CONF.		9- 3	.75	55	0- 0	115	97	66	.57755	70	1	1
<hr/>												
TOTALS	RPI 1-25	RPI 26-50		W-L RECORDS		RPI 51-100		RPI 101-150		RPI 150+		
10- 14	0- 10	0- 3		OVERALL		2- 1		1- 0		7- 0		
3- 4	0- 3	0- 1		HOME		1- 0		1- 0		1- 0		
2- 8	0- 6	0- 2		AWAY		0- 0		0- 0		2- 0		
5- 2	0- 1	0- 0		NEUTRAL		1- 1		0- 0		4- 0		
9- 3	0- 1	0- 1		NON-CONFERENCE		1- 1		1- 0		7- 0		
2- 1	0- 0	0- 1		HOME		0- 0		1- 0		1- 0		
2- 0	0- 0	0- 0		AWAY		0- 0		0- 0		2- 0		
5- 2	0- 1	0- 0		NEUTRAL		1- 1		0- 0		4- 0		
1- 11	0- 9	0- 2		CONFERENCE		1- 0		0- 0		0- 0		
1- 3	0- 3	0- 0		HOME		1- 0		0- 0		0- 0		
0- 8	0- 6	0- 2		AWAY		0- 0		0- 0		0- 0		
0- 0	0- 0	0- 0		NEUTRAL		0- 0		0- 0		0- 0		
RPI	S	Opponent	Score	RPI	S	Opponent	Score	RPI	S	Opponent	Score	
1	A	Stanford	0 3	32	A	Arizona St.	2 3	55	N	Wyoming	0 3	
4	A	Washington	0 3	35	A	Oregon St.	1 3	59	H	Utah	3 0	
7	A	Oregon	1 3	43	H	Loyola Marymount	1 3	61	N	Virginia Tech	3 0	
9	N	Illinois	0 3									
12	A	Southern California	1 3									
12	H	Southern California	2 3									
14	A	UCLA	2 3									
14	H	UCLA	1 3									
18	A	Arizona	1 3									
24	H	Colorado	0 3									

Non-Div. I Games:

Washington St.

Average RPI Win: 185		WON-LOST RECORD		WINNING PCT. RANK		LAST 10 GAMES		STRENGTH OF SCHEDULE		OPP. STRENGTH OF SCHEDULE		TEAM RPI		ADJ RPI		CONF. RPI		ADJ CONF. RPI	
Average RPI Loss: 114																			
DIV. I ONLY		16- 8		.66667 74		6- 4		112		144		89		.55221 94		12		13	
DIV. I NON-CONF.		11- 3		.78571 47		1- 0		141		167		73		.57587 73		15		14	
TOTALS		RPI 1-25		RPI 26-50		W-L RECORDS		RPI 51-100		RPI 101-150		RPI 150+							
16- 8		0- 0		1- 1		OVERALL		1- 3		3- 2		11- 2							
8- 2		0- 0		1- 0		HOME		0- 1		1- 1		6- 0							
4- 5		0- 0		0- 1		AWAY		0- 2		0- 0		4- 2							
4- 1		0- 0		0- 0		NEUTRAL		1- 0		2- 1		1- 0							
11- 3		0- 0		0- 0		NON-CONFERENCE		1- 1		3- 2		7- 0							
4- 1		0- 0		0- 0		HOME		0- 0		1- 1		3- 0							
3- 1		0- 0		0- 0		AWAY		0- 1		0- 0		3- 0							
4- 1		0- 0		0- 0		NEUTRAL		1- 0		2- 1		1- 0							
5- 5		0- 0		1- 1		CONFERENCE		0- 2		0- 0		4- 2							
4- 1		0- 0		1- 0		HOME		0- 1		0- 0		3- 0							
1- 4		0- 0		0- 1		AWAY		0- 1		0- 0		1- 2							
0- 0		0- 0		0- 0		NEUTRAL		0- 0		0- 0		0- 0							
RPI S	Opponent	Score		RPI S	Opponent	Score		RPI S	Opponent	Score		RPI S	Opponent	Score					
				38 A	Lipscomb	1 3		65 A	LIU Brooklyn	1 3		107 N	Liberty	3 1					
				38 H	Lipscomb	3 2		66 A	FGCU	1 3		110 N	Radford	3 1					
								66 H	FGCU	2 3		124 H	Eastern Mich.	0 3					
								69 N	Temple	3 1		132 H	Samford	3 0					
												138 N	Boston College	0 3					
												169 H	Eastern Ky.	3 1					
												174 A	Stetson	0 3					
												174 H	Stetson	3 0					
												177 A	Belmont	3 0					
												185 H	Jacksonville	3 0					
												206 H	North Florida	3 2					
												219 H	SIUE	3 2					
												239 A	Kennesaw St.	1 3					
												260 A	USC Upstate	3 1					
												263 H	Evansville	3 2					
												272 A	Wright St.	3 0					
												272 N	Wright St.	3 0					
												300 A	Morehead St.	3 0					
				LAST 10 GAMES															
				174 H	Stetson	3 0		174 A	Stetson	0 3									
				66 H	FGCU	2 3		185 H	Jacksonville	3 0									
				169 H	Eastern Ky.	3 1		206 H	North Florida	3 2									
				38 H	Lipscomb	3 2		260 A	USC Upstate	3 1									
				66 A	FGCU	1 3		239 A	Kennesaw St.	1 3									

Non-Div. I Games:

Northern Ky.

Average RPI Win:		183	WON-LOST RECORD		WINNING PCT. RANK		LAST 10 GAMES		STRENGTH OF SCHEDULE		OPP. STRENGTH OF SCHEDULE		TEAM RPI		ADJ RPI		CONF. RPI		ADJ CONF. RPI				
DIV. I ONLY			18- 8		.69231 66		9- 1		176		76		97		.55192 95		16		17				
DIV. I NON-CONF.			7- 7		.5 163		0- 0		158		31		147		.51239 143		16		16				
TOTALS		RPI 1-25		RPI 26-50		W-L RECORDS		RPI 51-100		RPI 101-150		RPI 150+											
18- 8		0- 2		0- 3		OVERALL		2- 1		4- 1		12- 1											
7- 2		0- 1		0- 0		HOME		0- 1		1- 0		6- 0											
8- 4		0- 1		0- 1		AWAY		1- 0		3- 1		4- 1											
3- 2		0- 0		0- 2		NEUTRAL		1- 0		0- 0		2- 0											
7- 7		0- 2		0- 2		NON-CONFERENCE		2- 1		0- 1		5- 1											
2- 2		0- 1		0- 0		HOME		0- 1		0- 0		2- 0											
2- 3		0- 1		0- 0		AWAY		1- 0		0- 1		1- 1											
3- 2		0- 0		0- 2		NEUTRAL		1- 0		0- 0		2- 0											
11- 1		0- 0		0- 1		CONFERENCE		0- 0		4- 0		7- 0											
5- 0		0- 0		0- 0		HOME		0- 0		1- 0		4- 0											
6- 1		0- 0		0- 1		AWAY		0- 0		3- 0		3- 0											
0- 0		0- 0		0- 0		NEUTRAL		0- 0		0- 0		0- 0											
RPI	S	Opponent		Score		RPI	S	Opponent		Score		RPI	S	Opponent		Score							
23	A	Iowa St.		0	3	32	N	Arizona St.		2	3	54	H	Northwestern		0	3						
24	H	Colorado		2	3	37	N	Santa Clara		0	3	58	N	Louisville		3	2						
						41	A	Ohio		0	3	64	A	UNI		3	0						
														119	A	Ball St.		3	1				
														119	H	Ball St.		3	0				
														124	A	Eastern Mich.		3	2				
														129	A	UC Santa Barbara		1	3				
														133	A	Miami (OH)		3	2				
														166	H	Western Mich.		3	1				
														170	A	Kent St.		3	1				
														171	H	Buffalo		3	1				
														186	H	Presbyterian		3	1				
														191	N	Tennessee		3	0				
														194	H	Ill.-Chicago		3	1				
														197	A	Cal Poly		1	3				
														228	N	Omaha		3	0				
														251	A	Central Mich.		3	1				
														270	H	Akron		3	0				
														277	A	Toledo		3	1				
														277	H	Toledo		3	0				
														300	A	Morehead St.		3	0				
LAST 10 GAMES																							
277 A Toledo						3 1						270 H Akron						3 0					
119 A Ball St.						3 1						251 A Central Mich.						3 1					
41 A Ohio						0 3						124 A Eastern Mich.						3 2					
170 A Kent St.						3 1						133 A Miami (OH)						3 2					
171 H Buffalo						3 1						166 H Western Mich.						3 1					

Non-Div. I Games:

Northern Ill.

A
m
e
r
i
c
a
n

American

[illegible]

Non-Div. I Games:

Arkansas

Average RPI Win:		181	WON-LOST RECORD		WINNING PCT. RANK		LAST 10 GAMES		STRENGTH OF SCHEDULE		OPP. STRENGTH OF SCHEDULE		TEAM RPI		ADJ RPI		CONF. RPI		ADJ CONF. RPI	
DIV. I ONLY			14- 10		.58333 133		8- 2		70		113		96		.55168 98		17		16	
DIV. I NON-CONF.			6- 8		.42857 210		1- 0		40		73		108		.53836 109		14		15	
TOTALS		RPI 1-25		RPI 26-50		W-L RECORDS		RPI 51-100		RPI 101-150		RPI 150+								
14- 10		0- 1		0- 4		OVERALL		1- 2		3- 2		10- 1								
8- 1		0- 0		0- 0		HOME		0- 0		2- 1		6- 0								
4- 4		0- 0		0- 2		AWAY		0- 1		1- 1		3- 0								
2- 5		0- 1		0- 2		NEUTRAL		1- 1		0- 0		1- 1								
6- 8		0- 1		0- 4		NON-CONFERENCE		1- 2		1- 0		4- 1								
4- 0		0- 0		0- 0		HOME		0- 0		1- 0		3- 0								
0- 3		0- 0		0- 2		AWAY		0- 1		0- 0		0- 0								
2- 5		0- 1		0- 2		NEUTRAL		1- 1		0- 0		1- 1								
8- 2		0- 0		0- 0		CONFERENCE		0- 0		2- 2		6- 0								
4- 1		0- 0		0- 0		HOME		0- 0		1- 1		3- 0								
4- 1		0- 0		0- 0		AWAY		0- 0		1- 1		3- 0								
0- 0		0- 0		0- 0		NEUTRAL		0- 0		0- 0		0- 0								
RPI	S	Opponent		Score		RPI	S	Opponent		Score		RPI	S	Opponent		Score				
23	N	Iowa St.		0 3		44	N	Western Ky.		1 3		65	N	LIU Brooklyn		3 0				
						44	N	Western Ky.		0 3		74	N	Tulsa		0 3				
						47	A	Michigan St.		0 3		79	A	Missouri St.		0 3				
						50	A	Minnesota		1 3										
		</																		

TCU

Average RPI Win:186

Average RPI Loss:56

WON-LOST
RECORD

WINNING
PCT. RANK

LAST 10
GAMES

STRENGTH OF
SCHEDULE

OPP. STRENGTH
OF SCHEDULE

TEAM
RPI

ADJ
RPI

CONF.
RPI

ADJ CONF.
RPI

DIV. I ONLY

DIV. I NON-CONF.

14- 10

10- 4

.58333

.71429

133

74

4- 6

0- 0

100

277

67

211

106

145

.54995

.51032

99

145

2

3

2

3

TOTALS

RPI 1-25

RPI 26-50

W-L RECORDS

RPI 51-100

RPI 101-150

RPI 150+

14- 10

11- 2

1- 6

2- 2

1- 4

1- 1

0- 3

0- 0

2- 2

0- 1

0- 0

0- 1

0- 0

1- 1

1- 1

0- 1

0- 0

10- 4

7- 1

1- 1

2- 2

4- 6

4- 1

0- 5

0- 0

2- 2

0- 1

1- 1

0- 1

0- 0

2- 2

0- 1

1- 0

0- 1

0- 0

2- 1

0- 0

0- 0

0- 1

0- 0

0- 1

0- 0

0- 1

0- 0

0- 0

0- 0

0- 1

2- 0

0- 1

0- 0

0- 1

2- 1

2- 0

0- 1

0- 0

0- 1

2- 0

0- 0

0- 0

0- 0

0- 1

2- 1

0- 0

0- 0

0- 0

0- 0

0- 0

0- 0

0- 0

0- 0

0- 0

0- 0

0- 0

0- 0

0- 0

0- 0

0- 0

0- 0

0- 0

0- 0

0- 0

0- 0

0- 0

0- 0

0- 0

0- 0

0- 0

0- 0

0- 0

0- 0

0- 0

0- 0

0- 0

0- 0

0- 0

0- 0

0- 0

0- 0

0- 0

0- 0

0- 0

0- 0

0- 0

0- 0

0- 0

0- 0

0- 0

0- 0

0- 0

0- 0

0- 0

0- 0

0- 0

0- 0

0- 0

0- 0

0- 0

0- 0

0- 0

0- 0

0- 0

0- 0

0- 0

0- 0

0- 0

0- 0

0- 0

0- 0

0- 0

0- 0

0- 0

0- 0

0- 0

0- 0

0- 0

0- 0

0- 0

0- 0

0- 0

0- 0

0- 0

0- 0

0- 0

0- 0

0- 0

0- 0

0- 0

0- 0

0- 0

0- 0

0- 0

0- 0

0- 0

0- 0

0- 0

0- 0

0- 0

0- 0

0- 0

0- 0

0- 0

0- 0

0- 0

0- 0

0- 0

0- 0

0- 0

0- 0

0- 0

0- 0

0- 0

0- 0

0- 0

0- 0

0- 0

0- 0

0- 0

0- 0

0- 0

0- 0

0- 0

0- 0

0- 0

0- 0

0- 0

0- 0

0- 0

0- 0

0- 0

0- 0

0- 0

0- 0

0- 0

0- 0

0- 0

0- 0

0- 0

0- 0

0- 0

0- 0

0- 0

0- 0

0- 0

0- 0

0- 0

0- 0

0- 0

0- 0

0- 0

0- 0

0- 0

0- 0

0- 0

0- 0

0- 0

0- 0

0- 0

0- 0

0- 0

0- 0

0- 0

0- 0

0- 0

0- 0

0- 0

0- 0

0- 0

0- 0

0- 0

0- 0

0- 0

0- 0

0- 0

0- 0

0- 0

0- 0

0- 0

0- 0

0- 0

0- 0

0- 0

0- 0

0- 0

0- 0

0- 0

0- 0

0- 0

0- 0

0- 0

0- 0

0- 0

0- 0

0- 0

0- 0

0- 0

0- 0

0- 0

0- 0

0- 0

0- 0

0- 0

0- 0

0- 0

0- 0

0- 0

0- 0

0- 0

0- 0

0- 0

0- 0

0- 0

0- 0

0- 0

0- 0

0- 0

0- 0

0- 0

0- 0

0- 0

0- 0

0- 0

0- 0

0- 0

0- 0

0- 0

0- 0

0- 0

0- 0

0- 0

0- 0

0- 0

0- 0

0- 0

0- 0

0- 0

0- 0

0- 0

0- 0

0- 0

0- 0

0- 0

0- 0

0- 0

0- 0

0- 0

0- 0

0- 0

0- 0

0- 0

0- 0

0- 0

0- 0

0- 0

0- 0

0- 0

0- 0

0- 0

0- 0

0- 0

0- 0

0- 0

0- 0

0- 0

0- 0

0- 0

0- 0

0- 0

0- 0

0- 0

0- 0

0- 0

0- 0

0- 0

0- 0

0- 0

0- 0

0- 0

0- 0

0- 0

0- 0

0- 0

0- 0

0- 0

0- 0

0- 0

0- 0

0- 0

0- 0

0- 0

0- 0

0- 0

0- 0

0- 0

0- 0

0- 0

0- 0

0- 0

0- 0

0- 0

0- 0

0- 0

0- 0

0- 0

0- 0

0- 0

0- 0

0- 0

0- 0

0- 0

0- 0

0- 0

0- 0

0- 0

0- 0

0- 0

0- 0

0- 0

0- 0

0- 0

0- 0

0- 0

0- 0

0- 0

0- 0

0- 0

0- 0

0- 0

0- 0

0- 0

0- 0

0- 0

0- 0

0- 0

0- 0

0- 0

0- 0

0- 0

0- 0

0- 0

0- 0

0- 0

0- 0

0- 0

0- 0

0- 0

0- 0

0- 0

0- 0

0- 0

0- 0

0- 0

0- 0

0- 0

0- 0

0- 0

0- 0

0- 0

0- 0

0- 0

0- 0

0- 0

0- 0

0- 0

0- 0

0- 0

0- 0

0- 0

0- 0

0- 0

0- 0

0- 0

0- 0

0- 0

0- 0

0- 0

0- 0

0- 0

0- 0

0- 0

0- 0

0- 0

0- 0

0- 0

0- 0

0- 0

0- 0

0- 0

0- 0

0- 0

0- 0

0- 0

0- 0

0- 0

0- 0

0- 0

0- 0

0- 0

0- 0

0- 0

0- 0

0- 0

0- 0

0- 0

0- 0

0- 0

0- 0

0- 0

0- 0

0- 0

0- 0

0- 0

0- 0

0- 0

0- 0

0- 0

0- 0

0- 0

0- 0

0- 0

0- 0

0- 0

0- 0

0- 0

0- 0

0- 0

0- 0

0- 0

0- 0

0- 0

0- 0

0- 0

0- 0

0- 0

0- 0

0- 0

0- 0

0- 0

0- 0

0- 0

0- 0

0- 0

0- 0

0- 0

0- 0

0- 0

0- 0

0- 0

0- 0

0- 0

0- 0

0- 0

0- 0

0- 0

0- 0

0- 0

0- 0

0- 0

0- 0

0- 0

0- 0

0- 0

0- 0

0- 0

0- 0

0- 0

0- 0

0- 0

0- 0

0- 0

0- 0

0- 0

0- 0

0- 0

0- 0

0- 0

0- 0

0- 0

0- 0

0- 0

0- 0

0- 0

0- 0

0- 0

0- 0

0- 0

0- 0

0- 0

0- 0

0- 0

0- 0

0- 0

0- 0

0- 0

0- 0

0- 0

0- 0

0- 0

0- 0

0- 0

0- 0

0- 0

0- 0

0- 0

0- 0

0- 0

0- 0

0- 0

0- 0

0- 0

0- 0

0- 0

0- 0

0- 0

0- 0

0- 0

0- 0

0- 0

0- 0

0- 0

0- 0

0- 0

0- 0

0- 0

0- 0

0- 0

0- 0

0- 0

0- 0

0- 0

0- 0

0- 0

0- 0

0- 0

0- 0

0- 0

0- 0

0- 0

0- 0

0- 0

0- 0

0- 0

0- 0

0- 0

0- 0

0- 0

0- 0

0- 0

0- 0

0- 0

0- 0

0- 0

0- 0

0- 0

0- 0

0- 0

0- 0

0- 0

0- 0

0- 0

0- 0

0- 0

0- 0

0- 0

0- 0

0- 0

0- 0

0- 0

0- 0

0- 0

0- 0

0- 0

0- 0

0- 0

0- 0

0- 0

0- 0

0- 0

0- 0

0- 0

0- 0

0- 0

0- 0

0- 0

0- 0

0- 0

0- 0

0- 0

0- 0

0- 0

0- 0

0- 0

0- 0

0- 0

0- 0

0- 0

0- 0

0- 0

0- 0

0- 0

0- 0

0- 0

0- 0

0- 0

0- 0

0- 0

0- 0

0- 0

0- 0

0- 0

0- 0

0- 0

0- 0

0- 0

0- 0

0- 0

0- 0

0- 0

0- 0

0- 0

0- 0

0- 0

0- 0

0- 0

0- 0

0- 0

0- 0

0- 0

0- 0

0- 0

0- 0

0- 0

0- 0

0- 0

0- 0

0- 0

0- 0

0- 0

0- 0

0- 0

0- 0

0- 0

0- 0

0- 0

0- 0

0- 0

0- 0

0- 0

0- 0

0- 0

0- 0

0- 0

0- 0

0- 0

0- 0

0- 0

0- 0

0- 0

0- 0

0- 0

0- 0

0- 0

0- 0

0- 0

0- 0

0- 0

0- 0

0- 0

0- 0

0- 0

0- 0

0- 0

0- 0

0- 0

0- 0

0- 0

0- 0

0- 0

0- 0

0- 0

0- 0

0- 0

0- 0

0- 0

0- 0

0- 0

0- 0

0- 0

0- 0

0- 0

0- 0

0- 0

0- 0

0- 0

0- 0

0- 0

0- 0

0- 0

0- 0

0- 0

0- 0

0- 0

0- 0

0- 0

0- 0

0- 0

0- 0

0- 0

0- 0

0- 0

0- 0

0- 0

0- 0

0- 0

0- 0

0- 0

0- 0

0

Non-Div. I Games:

TCU

Average RPI Win:	176	WON-LOST	WINNING	LAST 10	STRENGTH OF	OPP. STRENGTH	TEAM	ADJ	CONF.	ADJ CONF.		
Average RPI Loss:	29	RECORD	PCT. RANK	GAMES	SCHEDULE	OF SCHEDULE	RPI	RPI	RPI	RPI		
DIV. I ONLY		8- 14	.36364	242	0- 10	19	23	103	.54992	100	1	1
DIV. I NON-CONF.		8- 2	.8	41	0- 0	104	136	51	.59459	51	1	1
<hr/>												
TOTALS	RPI 1-25	RPI 26-50		W-L RECORDS		RPI 51-100		RPI 101-150		RPI 150+		
8- 14	0- 8	0- 4		OVERALL		0- 1		2- 1		6- 0		
2- 6	0- 4	0- 2		HOME		0- 0		1- 0		1- 0		
3- 7	0- 4	0- 2		AWAY		0- 1		1- 0		2- 0		
3- 1	0- 0	0- 0		NEUTRAL		0- 0		0- 1		3- 0		
8- 2	0- 0	0- 1		NON-CONFERENCE		0- 0		2- 1		6- 0		
2- 1	0- 0	0- 1		HOME		0- 0		1- 0		1- 0		
3- 0	0- 0	0- 0		AWAY		0- 0		1- 0		2- 0		
3- 1	0- 0	0- 0		NEUTRAL		0- 0		0- 1		3- 0		
0- 12	0- 8	0- 3		CONFERENCE		0- 1		0- 0		0- 0		
0- 5	0- 4	0- 1		HOME		0- 0		0- 0		0- 0		
0- 7	0- 4	0- 2		AWAY		0- 1		0- 0		0- 0		
0- 0	0- 0	0- 0		NEUTRAL		0- 0		0- 0		0- 0		
RPI	S	Opponent	Score	RPI	S	Opponent	Score	RPI	S	Opponent	Score	
1	A	Stanford	0 3	32	A	Arizona St.	1 3	59	A	Utah	2 3	
4	H	Washington	2 3	35	A	Oregon St.	1 3					
7	A	Oregon	1 3	35	H	Oregon St.	0 3					
7	H	Oregon	0 3	48	H	Pacific	0 3					
12	H	Southern California	1 3									
14	H	UCLA	1 3									
18	A	Arizona	0 3									
24	A	Colorado	1 3									
			</									

Non-Div. I Games:

California

Average RPI Win:	167	WON-LOST	WINNING	LAST 10	STRENGTH OF	OPP. STRENGTH	TEAM	ADJ	CONF.	ADJ CONF.	
Average RPI Loss:	64	RECORD	PCT. RANK	GAMES	SCHEDULE	OF SCHEDULE	RPI	RPI	RPI	RPI	
DIV. I ONLY		10- 13	.43478 204	2- 8	30	49	104	.54929 101	5	5	
DIV. I NON-CONF.		8- 5	.61538 117	0- 0	44	86	61	.58465 62	5	5	
<hr/>											
TOTALS	RPI 1-25	RPI 26-50		W-L RECORDS	RPI 51-100		RPI 101-150		RPI 150+		
10- 13	0- 5	0- 1		OVERALL	2- 3		2- 3		6- 1		
6- 5	0- 1	0- 1		HOME	0- 2		1- 0		5- 1		
1- 7	0- 4	0- 0		AWAY	0- 1		0- 2		1- 0		
3- 1	0- 0	0- 0		NEUTRAL	2- 0		1- 1		0- 0		
<hr/>											
8- 5	0- 2	0- 0		NON-CONFERENCE	2- 1		1- 1		5- 1		
5- 1	0- 0	0- 0		HOME	0- 0		0- 0		5- 1		
0- 3	0- 2	0- 0		AWAY	0- 1		0- 0		0- 0		
3- 1	0- 0	0- 0		NEUTRAL	2- 0		1- 1		0- 0		
<hr/>											
2- 8	0- 3	0- 1		CONFERENCE	0- 2		1- 2		1- 0		
1- 4	0- 1	0- 1		HOME	0- 2		1- 0		0- 0		
1- 4	0- 2	0- 0		AWAY	0- 0		0- 2		1- 0		
0- 0	0- 0	0- 0		NEUTRAL	0- 0		0- 0		0- 0		
<hr/>											
RPI S	Opponent	Score	RPI S	Opponent	Score	RPI S	Opponent	Score	RPI S	Opponent	Score
2 A	Florida St.	2 3	26 H	Alabama	0 3	60 H	Ole Miss	1 3	116 A	Missouri	0 3
10 H	Florida	0 3				66 N	FGCU	3 1	121 A	Georgia	2 3
11 A	Kentucky	0 3				68 A	George Washington	0 3	121 H	Georgia	3 1
17 A	Texas A&M	0 3				77 N	Arkansas St.	3 0	127 N	North Dakota	3 1
22 A	Ohio St.	0 3				82 H	South Carolina	2 3	139 N	Southern Ill.	0 3
									151 H	Winthrop	3 2
									153 H	South Fla.	2 3
									184 H	Florida A&M	3 0
									214 H	Troy	3 0
									233 H	Jacksonville St.	3 0
									244 H	Northwestern St.	3 2
									249 A	Mississippi St.	3 1
<hr/>											
			LAST 10 GAMES								
			121 A Georgia 2 3			116 A Missouri 0 3					
			249 A Mississippi St. 3 1			82 H South Carolina 2 3					
			26 H Alabama 0 3			121 H Georgia 3 1					
			60 H Ole Miss 1 3			17 A Texas A&M 0 3					
			11 A Kentucky 0 3			10 H Florida 0 3					

Non-Div. I Games:

Auburn

Average RPI Win:	189	WON-LOST RECORD	WINNING PCT. RANK	LAST 10 GAMES	STRENGTH OF SCHEDULE	OPP. STRENGTH OF SCHEDULE	TEAM RPI	ADJ RPI	CONF. RPI	ADJ CONF. RPI					
DIV. I ONLY		15- 9	.625	105	8- 2	75	164	91	.5487	102	22	22			
DIV. I NON-CONF.		7- 5	.58333	130	0- 0	20	91	52	.5939	52	20	20			
<hr/>															
TOTALS	RPI 1-25	RPI 26-50		W-L RECORDS		RPI 51-100		RPI 101-150		RPI 150+					
15- 9	0- 2	0- 2		OVERALL		1- 0		4- 3		10- 2					
8- 4	0- 2	0- 0		HOME		1- 0		3- 1		4- 1					
4- 5	0- 0	0- 2		AWAY		0- 0		1- 2		3- 1					
3- 0	0- 0	0- 0		NEUTRAL		0- 0		0- 0		3- 0					
<hr/>															
7- 5	0- 2	0- 2		NON-CONFERENCE		1- 0		1- 1		5- 0					
4- 2	0- 2	0- 0		HOME		1- 0		1- 0		2- 0					
0- 3	0- 0	0- 2		AWAY		0- 0		0- 1		0- 0					
3- 0	0- 0	0- 0		NEUTRAL		0- 0		0- 0		3- 0					
<hr/>															
8- 4	0- 0	0- 0		CONFERENCE		0- 0		3- 2		5- 2					
4- 2	0- 0	0- 0		HOME		0- 0		2- 1		2- 1					
4- 2	0- 0	0- 0		AWAY		0- 0		1- 1		3- 1					
0- 0	0- 0	0- 0		NEUTRAL		0- 0		0- 0		0- 0					
<hr/>															
RPI S	Opponent	Score		RPI S	Opponent	Score		RPI S	Opponent	Score					
5 H	Wisconsin	1	3	31 A	Long Beach St.	0	3	55 H	Wyoming	3	1				
13 H	Colorado St.	0	3	43 A	Loyola Marymount	0	3								
								111 A	Idaho St.	3	2				
								119 A	Ball St.	0	3				
								125 H	Northern Ariz.	3	1				
								127 A	North Dakota	1	3				
								127 H	North Dakota	3	0				
								142 H	UC Davis	3	2				
								150 H	Idaho	1	3				
								173 H	Hampton	3	1				
								179 N	A&M-Corpus Christi	3	2				
								184 H	Florida A&M	3	0				
								208 A	Portland St.	3	0				
								221 H	Southern Utah	3	0				
								226 H	Eastern Wash.	2	3				
								230 N	Eastern Ill.	3	2				
								255 A	Montana	3	1				
								269 A	Montana St.	3	0				
								275 N	Western Ill.	3	1				
								280 H	Sacramento St.	3	0				
								285 A	Weber St.	1	3				
								LAST 10 GAMES							
								127 A	North Dakota	1	3	280 H	Sacramento St.	3	0
								208 A	Portland St.	3	0	285 A	Weber St.	1	3
								125 H	Northern Ariz.	3	1	111 A	Idaho St.	3	2
								221 H	Southern Utah	3	0	255 A	Montana	3	1
								127 H	North Dakota	3	0	269 A	Montana St.	3	0

Non-Div. I Games:

Northern Colo.

Average RPI Win:	163	WON-LOST RECORD	WINNING PCT. RANK	LAST 10 GAMES	STRENGTH OF SCHEDULE	OPP. STRENGTH OF SCHEDULE	TEAM RPI	ADJ RPI	CONF. RPI	ADJ CONF. RPI		
DIV. I ONLY		12- 12	.5	167	3- 7	66	44	115	.54775	103	6	6
DIV. I NON-CONF.		7- 5	.58333	130	0- 0	105	59	99	.54894	97	6	6
<hr/>												
TOTALS	RPI 1-25	RPI 26-50		W-L RECORDS		RPI 51-100		RPI 101-150		RPI 150+		
12- 12	0- 1	3- 7		OVERALL		0- 1		1- 2		8- 1		
7- 2	0- 0	3- 1		HOME		0- 1		1- 0		3- 0		
1- 8	0- 0	0- 6		AWAY		0- 0		0- 1		1- 1		
4- 2	0- 1	0- 0		NEUTRAL		0- 0		0- 1		4- 0		
7- 5	0- 1	1- 2		NON-CONFERENCE		0- 0		1- 2		5- 0		
3- 0	0- 0	1- 0		HOME		0- 0		1- 0		1- 0		
0- 3	0- 0	0- 2		AWAY		0- 0		0- 1		0- 0		
4- 2	0- 1	0- 0		NEUTRAL		0- 0		0- 1		4- 0		
5- 7	0- 0	2- 5		CONFERENCE		0- 1		0- 0		3- 1		
4- 2	0- 0	2- 1		HOME		0- 1		0- 0		2- 0		
1- 5	0- 0	0- 4		AWAY		0- 0		0- 0		1- 1		
0- 0	0- 0	0- 0		NEUTRAL		0- 0		0- 0		0- 0		
<hr/>												
RPI S	Opponent	Score		RPI S	Opponent	Score		RPI S	Opponent	Score		
14 N	UCLA	0	3	28 A	BYU	1	3	78 H	Gonzaga	2	3	
				28 H	BYU	0	3					
				30 A	Hawaii	1	3	104 A	Denver	2	3	
				31 A	Long Beach St.	1	3	121 H	Georgia	3	1	
				34 A	San Diego	1	3	123 N	Utah St.	1	3	
				34 H	San Diego	3	0	155 A	Pepperdine	3	1	
				37 H	Santa Clara	3	0	160 A	St. Mary's (CA)	1	3	
				43 A	Loyola Marymount	2	3	160 H	St. Mary's (CA)	3	0	
				46 H	SMU	3	0	188 N	UTEP	3	2	
				48 A	Pacific	0	3	200 N	Army	3	0	
								225 N	Campbell	3	1	
								247 N	Nevada	3	0	
								248 H	Portland	3	2	
								298 H	Fordham	3	0	
<hr/>												
LAST 10 GAMES												
				28 H	BYU	0	3	43 A	Loyola Marymount	2	3	
				34 H	San Diego	3	0	248 H	Portland	3	2	
				160 A	St. Mary's (CA)	1	3	78 H	Gonzaga	2	3	
				48 A	Pacific	0	3	34 A	San Diego	1	3	
				155 A	Pepperdine	3	1	28 A	BYU	1	3	

Non-Div. I Games:

San Francisco

■ Loss,
 ■ Non-Conf,
 S Site,
 H Home,
 A Away,
 N Neutral

Page 104

I
o
w
a

Iowa

Average RPI Win:		209	WON-LOST RECORD		WINNING PCT. RANK		LAST 10 GAMES		STRENGTH OF SCHEDULE		OPP. STRENGTH OF SCHEDULE		TEAM RPI		ADJ RPI		CONF. RPI		ADJ CONF. RPI	
DIV. I ONLY			23- 5		.82143 22		9- 1		280		140		101		.54324 106		19		19	
DIV. I NON-CONF.			13- 4		.76471 54		2- 0		283		123		124		.52364 129		21		21	
TOTALS		RPI 1-25		RPI 26-50		W-L RECORDS		RPI 51-100		RPI 101-150		RPI 150+								
23- 5		0- 1		0- 0		OVERALL		3- 2		2- 0		18- 2								
8- 1		0- 1		0- 0		HOME		2- 0		1- 0		5- 0								
11- 2		0- 0		0- 0		AWAY		1- 1		1- 0		9- 1								
4- 2		0- 0		0- 0		NEUTRAL		0- 1		0- 0		4- 1								
13- 4		0- 1		0- 0		NON-CONFERENCE		1- 1		0- 0		12- 2								
3- 1		0- 1		0- 0		HOME		1- 0		0- 0		2- 0								
6- 1		0- 0		0- 0		AWAY		0- 0		0- 0		6- 1								
4- 2		0- 0		0- 0		NEUTRAL		0- 1		0- 0		4- 1								
10- 1		0- 0		0- 0		CONFERENCE		2- 1		2- 0		6- 0								
5- 0		0- 0		0- 0		HOME		1- 0		1- 0		3- 0								
5- 1		0- 0		0- 0		AWAY		1- 1		1- 0		3- 0								
0- 0		0- 0		0- 0		NEUTRAL		0- 0		0- 0		0- 0								
RPI	S	Opponent		Score		RPI	S	Opponent		Score		RPI	S	Opponent		Score				
16	H	Nebraska		0 3								137	H	Saint Louis		3 1				
								52 N Pittsburgh		0 3		147	A	Duquesne		3 1				
								56 H Xavier		3 2		154	H	Rhode Island		3 0				
								67 A VCU		3 1		169	A	Eastern Ky.		3 0				
								67 H VCU		3 1		185	A	Jacksonville		3 0				
								68 A George Washington		2 3		187	A	Penn		3 1				
												193	A	Cleveland St.		1 3				
												204	N	Charlotte		1 3				
												206	A	North Florida		3 0				
												220	N	Middle Tenn.		3 0				
												232	N	Navy		3 0				
												235	H	Bakersfield		3 1				
												243	A	Bowling Green		3 1				
												258	A	George Mason		3 0				
												265	A	La Salle		3 0				
												272	A	Wright St.		3 2				
												274	N	Nicholls St.		3 0				
												277	N	Toledo		3 1				
												278	A	Davidson		3 0				
												278	H	Davidson		3 0				
												298	H	Fordham		3 0				
												300	H	Morehead St.		3 0				
LAST 10 GAMES																				

Non-Div. I Games:

Dayton

Average RPI Win:	205	WON-LOST RECORD	WINNING PCT. RANK	LAST 10 GAMES	STRENGTH OF SCHEDULE	OPP. STRENGTH OF SCHEDULE	TEAM RPI	ADJ RPI	CONF. RPI	ADJ CONF. RPI	
DIV. I ONLY		22- 6	.78571 34	9- 1	223	222	98	.54297 107	20	21	
DIV. I NON-CONF.		13- 5	.72222 73	1- 0	268	201	135	.51159 144	22	22	
<hr/>											
TOTALS	RPI 1-25	RPI 26-50	W-L RECORDS		RPI 51-100	RPI 101-150	RPI 150+				
22- 6	0- 0	1- 0	OVERALL		1- 1	2- 3	18- 2				
9- 2	0- 0	1- 0	HOME		0- 0	1- 1	7- 1				
9- 1	0- 0	0- 0	AWAY		1- 0	1- 1	7- 0				
4- 3	0- 0	0- 0	NEUTRAL		0- 1	0- 1	4- 1				
13- 5	0- 0	1- 0	NON-CONFERENCE		0- 1	1- 2	11- 2				
4- 2	0- 0	1- 0	HOME		0- 0	0- 1	3- 1				
5- 0	0- 0	0- 0	AWAY		0- 0	1- 0	4- 0				
4- 3	0- 0	0- 0	NEUTRAL		0- 1	0- 1	4- 1				
9- 1	0- 0	0- 0	CONFERENCE		1- 0	1- 1	7- 0				
5- 0	0- 0	0- 0	HOME		0- 0	1- 0	4- 0				
4- 1	0- 0	0- 0	AWAY		1- 0	0- 1	3- 0				
0- 0	0- 0	0- 0	NEUTRAL		0- 0	0- 0	0- 0				
<hr/>											
RPI S	Opponent	Score	RPI S	Opponent	Score	RPI S	Opponent	Score	RPI S	Opponent	Score
			49 H	Virginia	3 2	85 A	Coastal Caro.	3 1	110 A	Radford	0 3
						94 N	Northern Ky.	1 3	110 H	Radford	3 1
									117 H	Murray St.	1 3
									134 A	James Madison	3 1
									145 N	Maryland	2 3
									151 H	Winthrop	3 0
									164 H	UNC Greensboro	3 2
									172 A	Georgetown	3 1
									176 H	Howard	3 0
									177 A	Belmont	3 1
									186 H	Presbyterian	3 0
									202 A	Brown	3 1
									209 N	Fairfield	3 0
									212 H	High Point	3 2
									225 H	Campbell	3 0
									236 A	Gardner-Webb	3 0
									238 H	William & Mary	3 0
									260 H	USC Upstate	0 3
									272 N	Wright St.	3 2
									273 N	Central Conn. St.	2 3
									276 A	Elon	3 0
									294 A	UNC Asheville	3 1
									299 A	Charleston So.	3 1
									314 N	San Jose St.	3 0
									326 N	UMass Lowell	3 1
			LAST 10 GAMES								
			110 A	Radford	0 3	238 H	William & Mary	3 0			
			151 H	Winthrop	3 0	212 H	High Point	3 2			
			186 H	Presbyterian	3 0	225 H	Campbell	3 0			
			85 A	Coastal Caro.	3 1	294 A	UNC Asheville	3 1			
			299 A	Charleston So.	3 1	236 A	Gardner-Webb	3 0			

Non-Div. I Games:

Liberty

Average RPI Win: 187		WON-LOST	WINNING	LAST 10	STRENGTH OF		OPP. STRENGTH	TEAM	ADJ	CONF.	ADJ CONF.
Average RPI Loss: 57		RECORD	PCT. RANK	GAMES	SCHEDULE		OF SCHEDULE	RPI	RPI	RPI	RPI
DIV. I ONLY		11- 11	.5	167	60		75	112	.54244	108	10
DIV. I NON-CONF.		5- 6	.45455	199	70		35	111	.54219	103	11
TOTALS		RPI 1-25	RPI 26-50		W-L RECORDS		RPI 51-100		RPI 101-150		RPI 150+
11- 11	0- 2	0- 5		OVERALL		2- 3		1- 0		8- 1	
8- 3	0- 1	0- 1		HOME		2- 1		1- 0		5- 0	
2- 5	0- 1	0- 2		AWAY		0- 1		0- 0		2- 1	
1- 3	0- 0	0- 2		NEUTRAL		0- 1		0- 0		1- 0	
5- 6	0- 0	0- 5		NON-CONFERENCE		0- 1		1- 0		4- 0	
4- 1	0- 0	0- 1		HOME		0- 0		1- 0		3- 0	
0- 2	0- 0	0- 2		AWAY		0- 0		0- 0		0- 0	
1- 3	0- 0	0- 2		NEUTRAL		0- 1		0- 0		1- 0	
6- 5	0- 2	0- 0		CONFERENCE		2- 2		0- 0		4- 1	
4- 2	0- 1	0- 0		HOME		2- 1		0- 0		2- 0	
2- 3	0- 1	0- 0		AWAY		0- 1		0- 0		2- 1	
0- 0	0- 0	0- 0		NEUTRAL		0- 0		0- 0		0- 0	
RPI S	Opponent	Score	RPI S	Opponent	Score	RPI S	Opponent	Score	RPI S	Opponent	Score
13 A	Colorado St.	0 3	26 A	Alabama	1 3	55 A	Wyoming	1 3	113 H	UC Irvine	3 0
13 H	Colorado St.	2 3	30 A	Hawaii	1 3	55 H	Wyoming	3 2	156 H	Villanova	3 1
			32 N	Arizona St.	0 3	57 H	UNLV	0 3	192 H	Cal St. Fullerton	3 1
			34 H	San Diego	0 3	73 H	New Mexico	3 2	202 H	Brown	3 1
			41 N	Ohio	1 3	76 N	Clemson	0 3	217 H	Air Force	3 0
									242 A	Fresno St.	3 1
									242 H	Fresno St.	3 1
									246 N	FIU	3 0
									247 A	Nevada	1 3
									314 A	San Jose St.	3 0
LAST 10 GAMES											
			55 H	Wyoming	3 2	314 A	San Jose St.	3 0			
			13 H	Colorado St.	2 3	247 A	Nevada	1 3			
			113 H	UC Irvine	3 0	217 H	Air Force	3 0			
			242 A	Fresno St.	3 1	73 H	New Mexico	3 2			
			57 H	UNLV	0 3	13 A	Colorado St.	0 3			

Non-Div. I Games:

San Diego St.

Average RPI Win: 223		WON-LOST RECORD		WINNING PCT. RANK		LAST 10 GAMES		STRENGTH OF SCHEDULE		OPP. STRENGTH OF SCHEDULE		TEAM RPI		ADJ RPI		CONF. RPI		ADJ CONF. RPI	
DIV. I ONLY		14- 7		.66667 74		3- 7		184		80		110		.5422 109		2		2	
DIV. I NON-CONF.		12- 0		1 1		1- 0		321		241		115		.53418 116		3		3	
TOTALS		RPI 1-25		RPI 26-50		W-L RECORDS		RPI 51-100		RPI 101-150		RPI 150+							
14- 7		0- 4		0- 1		OVERALL		2- 2		1- 0		11- 0							
7- 3		0- 1		0- 0		HOME		1- 2		1- 0		5- 0							
3- 4		0- 3		0- 1		AWAY		1- 0		0- 0		2- 0							
4- 0		0- 0		0- 0		NEUTRAL		0- 0		0- 0		4- 0							
12- 0		0- 0		0- 0		NON-CONFERENCE		0- 0		1- 0		11- 0							
6- 0		0- 0		0- 0		HOME		0- 0		1- 0		5- 0							
2- 0		0- 0		0- 0		AWAY		0- 0		0- 0		2- 0							
4- 0		0- 0		0- 0		NEUTRAL		0- 0		0- 0		4- 0							
2- 7		0- 4		0- 1		CONFERENCE		2- 2		0- 0		0- 0							
1- 3		0- 1		0- 0		HOME		1- 2		0- 0		0- 0							
1- 4		0- 3		0- 1		AWAY		1- 0		0- 0		0- 0							
0- 0		0- 0		0- 0		NEUTRAL		0- 0		0- 0		0- 0							
RPI S	Opponent		Score		RPI S	Opponent		Score		RPI S	Opponent		Score		RPI S	Opponent		Score	
3	A	Texas	0	3	27	A	Kansas	0	3	51	A	Baylor	3	2	128	H	Texas St.	3	2
15	A	Kansas St.	2	3						51	H	Baylor	1	3	179	N	A&M-Corpus Christi	3	1
15	H	Kansas St.	0	3						84	H	West Virginia	1	3	192	A	Cal St. Fullerton	3	0
19	A	Oklahoma	1	3						99	H	TCU	3	1	217	H	Air Force	3	1
															236	H	Gardner-Webb	3	0
															253	H	Incarnate Word	3	0
															282	N	Lamar	3	1
															285	H	Weber St.	3	2
															291	N	Sacred Heart	3	0
															302	H	Abilene Christian	3	0
															303	A	Tex.-Pan American	3	0
															304	N	Bucknell	3	2
LAST 10 GAMES																			
15	A	Kansas St.	2	3	15	H	Kansas St.	0	3	51	A	Baylor	3	2					
27	A	Kansas	0	3	84	H	West Virginia	1	3	99	H	TCU	3	1					
19	A	Oklahoma	1	3	217	H	Air Force	3	1										
3	A	Texas	0	3															

Non-Div. I Games:

Texas Tech

Average RPI Win: 207		WON-LOST RECORD		WINNING PCT. RANK		LAST 10 GAMES		STRENGTH OF SCHEDULE		OPP. STRENGTH OF SCHEDULE		TEAM RPI		ADJ RPI		CONF. RPI		ADJ CONF. RPI	
Average RPI Loss: 106																			
DIV. I ONLY		18- 7		.72 58		8- 2		208		156		111		.54194 110		20		21	
DIV. I NON-CONF.		10- 5		.66667 89		0- 1		267		99		140		.51268 141		22		22	
TOTALS		RPI 1-25		RPI 26-50		W-L RECORDS		RPI 51-100		RPI 101-150		RPI 150+							
18- 7		0- 0		0- 0		OVERALL		1- 4		3- 2		14- 1							
7- 0		0- 0		0- 0		HOME		0- 0		1- 0		6- 0							
5- 6		0- 0		0- 0		AWAY		0- 3		0- 2		5- 1							
6- 1		0- 0		0- 0		NEUTRAL		1- 1		2- 0		3- 0							
10- 5		0- 0		0- 0		NON-CONFERENCE		1- 3		2- 1		7- 1							
2- 0		0- 0		0- 0		HOME		0- 0		0- 0		2- 0							
2- 4		0- 0		0- 0		AWAY		0- 2		0- 1		2- 1							
6- 1		0- 0		0- 0		NEUTRAL		1- 1		2- 0		3- 0							
8- 2		0- 0		0- 0		CONFERENCE		0- 1		1- 1		7- 0							
5- 0		0- 0		0- 0		HOME		0- 0		1- 0		4- 0							
3- 2		0- 0		0- 0		AWAY		0- 1		0- 1		3- 0							
0- 0		0- 0		0- 0		NEUTRAL		0- 0		0- 0		0- 0							
RPI S	Opponent	Score		RPI S	Opponent	Score		RPI S	Opponent	Score		RPI S	Opponent	Score					
								61 A	Virginia Tech	0	3	107 A	Liberty	1	3				
								62 A	Appalachian St.	0	3	107 H	Liberty	3	0				
								85 A	Coastal Caro.	1	3	114 N	UNCW	3	0				
								94 N	Northern Ky.	1	3	126 A	New Mexico St.	0	3				
								100 N	California	3	2	145 N	Maryland	3	2				
												151 H	Winthrop	3	0				
												158 N	North Dakota St.	3	0				
												167 N	Marshall	3	0				
												173 H	Hampton	3	2				
												186 H	Presbyterian	3	2				
												207 A	East Tenn. St.	2	3				
												212 H	High Point	3	2				
												223 N	Georgia St.	3	0				
												225 H	Campbell	3	1				
												236 A	Gardner-Webb	3	0				
												294 A	UNC Asheville	3	1				
												299 A	Charleston So.	3	1				
												300 A	Morehead St.	3	1				
												300 A	Morehead St.	3	2				
												327 H	N.C. Central	3	0				
LAST 10 GAMES																			
								107 H	Liberty	3	0	225 H	Campbell	3	1				
								186 H	Presbyterian	3	2	212 H	High Point	3	2				
								151 H	Winthrop	3	0	236 A	Gardner-Webb	3	0				
								299 A	Charleston So.	3	1	294 A	UNC Asheville	3	1				
								85 A	Coastal Caro.	1	3	207 A	East Tenn. St.	2	3				

Non-Div. I Games:

Radford

Average RPI Win:		213	WON-LOST RECORD		WINNING PCT. RANK		LAST 10 GAMES		STRENGTH OF SCHEDULE		OPP. STRENGTH OF SCHEDULE		TEAM RPI		ADJ RPI		CONF. RPI		ADJ CONF. RPI				
DIV. I ONLY			17- 8		.68 71		9- 1		193		128		117		.54162 111		22		22				
DIV. I NON-CONF.			6- 7		.46154 184		0- 0		221		45		193		.48439 180		20		20				
TOTALS		RPI 1-25		RPI 26-50		W-L RECORDS		RPI 51-100		RPI 101-150		RPI 150+											
17- 8		0- 1		0- 3		OVERALL		0- 1		4- 3		13- 0											
5- 2		0- 0		0- 1		HOME		0- 0		2- 1		3- 0											
7- 3		0- 1		0- 1		AWAY		0- 0		2- 1		5- 0											
5- 3		0- 0		0- 1		NEUTRAL		0- 1		0- 1		5- 0											
6- 7		0- 1		0- 3		NON-CONFERENCE		0- 1		0- 2		6- 0											
0- 1		0- 0		0- 1		HOME		0- 0		0- 0		0- 0											
1- 3		0- 1		0- 1		AWAY		0- 0		0- 1		1- 0											
5- 3		0- 0		0- 1		NEUTRAL		0- 1		0- 1		5- 0											
11- 1		0- 0		0- 0		CONFERENCE		0- 0		4- 1		7- 0											
5- 1		0- 0		0- 0		HOME		0- 0		2- 1		3- 0											
6- 0		0- 0		0- 0		AWAY		0- 0		2- 0		4- 0											
0- 0		0- 0		0- 0		NEUTRAL		0- 0		0- 0		0- 0											
RPI	S	Opponent		Score		RPI	S	Opponent		Score		RPI	S	Opponent		Score							
24	A	Colorado		1 3		28	H	BYU		0 3		83	N	Butler		1 3							
						32	A	Arizona St.		1 3				102 H Northern Colo.		2 3							
						35	N	Oregon St.		0 3				105 N Iowa		1 3							
														123 A Utah St.		1 3							
														125 A Northern Ariz.		3 2							
														125 H Northern Ariz.		3 1							
														127 H North Dakota		3 0							
														150 A Idaho		3 0							
														160 N St. Mary's (CA)		3 1							
														208 A Portland St.		3 0							
														213 A Utah Valley		3 0							
														221 A Southern Utah		3 1							
														221 H Southern Utah		3 1							
														226 A Eastern Wash.		3 0							
														229 N Robert Morris		3 0							
														241 N UAB		3 0							
														248 N Portland		3 0							
														269 H Montana St.		3 0							
														280 A Sacramento St.		3 1							
														285 H Weber St.		3 0							
														295 N UC Riverside		3 1							
LAST 10 GAMES																							
221 A Southern Utah						3 1						221 H Southern Utah						3 1					
125 A Northern Ariz.						3 2						127 H North Dakota						3 0					
150 A Idaho						3 0						102 H Northern Colo.						2 3					
226 A Eastern Wash.						3 0						208 A Portland St.						3 0					
125 H Northern Ariz.						3 1						280 A Sacramento St.						3 1					

Non-Div. I Games:

Idaho St.

Average RPI Win: 228		WON-LOST RECORD		WINNING PCT. RANK		LAST 10 GAMES		STRENGTH OF SCHEDULE		OPP. STRENGTH OF SCHEDULE		TEAM RPI		ADJ RPI		CONF. RPI		ADJ CONF. RPI	
DIV. I ONLY		22- 4		.84615 12		8- 2		282		238		107		.54147 112		14		14	
DIV. I NON-CONF.		12- 2		.85714 26		0- 0		322		287		174		.48886 176		17		17	
TOTALS		RPI 1-25		RPI 26-50		W-L RECORDS		RPI 51-100		RPI 101-150		RPI 150+							
22- 4		0- 0		0- 1		OVERALL		1- 1		3- 1		18- 1							
11- 2		0- 0		0- 1		HOME		1- 0		1- 0		9- 1							
7- 2		0- 0		0- 0		AWAY		0- 1		2- 1		5- 0							
4- 0		0- 0		0- 0		NEUTRAL		0- 0		0- 0		4- 0							
12- 2		0- 0		0- 1		NON-CONFERENCE		0- 0		0- 0		12- 1							
6- 2		0- 0		0- 1		HOME		0- 0		0- 0		6- 1							
2- 0		0- 0		0- 0		AWAY		0- 0		0- 0		2- 0							
4- 0		0- 0		0- 0		NEUTRAL		0- 0		0- 0		4- 0							
10- 2		0- 0		0- 0		CONFERENCE		1- 1		3- 1		6- 0							
5- 0		0- 0		0- 0		HOME		1- 0		1- 0		3- 0							
5- 2		0- 0		0- 0		AWAY		0- 1		2- 1		3- 0							
0- 0		0- 0		0- 0		NEUTRAL		0- 0		0- 0		0- 0							
RPI	S	Opponent	Score	RPI	S	Opponent	Score	RPI	S	Opponent	Score	RPI	S	Opponent	Score				
				37	H	Santa Clara	1 3	91	A	Towson	1 3	114	A	UNCW	3 0				
								91	H	Towson	3 1	114	H	UNCW	3 0				
												120	A	Col. of Charleston	3 2				
												134	A	James Madison	0 3				
												159	A	Delaware	3 1				
												159	H	Delaware	3 1				
												168	A	UConn	3 1				
												189	H	Northeastern	3 0				
												215	N	Columbia	3 0				
												222	N	Manhattan	3 0				
												224	H	Stony Brook	3 0				
												238	A	William & Mary	3 0				
												240	H	Siena	3 0				
												276	A	Elon	3 1				
												276	H	Elon	3 0				
												291	H	Sacred Heart	2 3				
												298	H	Fordham	3 0				
												305	H	Lafayette	3 1				
												310	N	Bryant	3 0				
												315	N	NJIT	3 0				
												322	A	St. Francis Brooklyn	3 0				
												322	H	St. Francis Brooklyn	3 1				
												329	H	Quinnipiac	3 0				
LAST 10 GAMES																			
				91	A	Towson	1 3	238	A	William & Mary	3 0								
				159	A	Delaware	3 1	120	A	Col. of Charleston	3 2								
				276	H	Elon	3 0	189	H	Northeastern	3 0								
				114	H	UNCW	3 0	159	H	Delaware	3 1								
				134	A	James Madison	0 3	91	H	Towson	3 1								

Non-Div. I Games:

Hofstra

Average RPI Win:		195	WON-LOST RECORD		WINNING PCT. RANK		LAST 10 GAMES		STRENGTH OF SCHEDULE		OPP. STRENGTH OF SCHEDULE		TEAM RPI		ADJ RPI		CONF. RPI		ADJ CONF. RPI	
Average RPI Loss:		70																		
DIV. I ONLY			15- 9		.625	105	5- 5		154		107		120		.54026	113	8		8	
DIV. I NON-CONF.			10- 5		.66667	89	0- 1		181		128		112		.53807	111	7		7	
TOTALS		RPI 1-25		RPI 26-50			W-L RECORDS			RPI 51-100			RPI 101-150			RPI 150+				
15- 9		0- 0		0- 4			OVERALL			0- 2			6- 3			9- 0				
7- 4		0- 0		0- 3			HOME			0- 0			3- 1			4- 0				
3- 5		0- 0		0- 1			AWAY			0- 2			2- 2			1- 0				
5- 0		0- 0		0- 0			NEUTRAL			0- 0			1- 0			4- 0				
10- 5		0- 0		0- 0			NON-CONFERENCE			0- 2			4- 3			6- 0				
3- 1		0- 0		0- 0			HOME			0- 0			1- 1			2- 0				
2- 4		0- 0		0- 0			AWAY			0- 2			2- 2			0- 0				
5- 0		0- 0		0- 0			NEUTRAL			0- 0			1- 0			4- 0				
5- 4		0- 0		0- 4			CONFERENCE			0- 0			2- 0			3- 0				
4- 3		0- 0		0- 3			HOME			0- 0			2- 0			2- 0				
1- 1		0- 0		0- 1			AWAY			0- 0			0- 0			1- 0				
0- 0		0- 0		0- 0			NEUTRAL			0- 0			0- 0			0- 0				
RPI	S	Opponent		Score		RPI	S	Opponent		Score		RPI	S	Opponent		Score				
				30	A	Hawaii		0	3	56	A	Xavier		1	3	108	A	San Diego St.	0	3
				30	H	Hawaii		2	3	73	A	New Mexico		1	3	123	H	Utah St.	2	3
				31	H	Long Beach St.		1	3							124	A	Eastern Mich.	3	1
				36	H	CSUN		2	3							129	H	UC Santa Barbara	3	2
																142	H	UC Davis	3	0
																143	A	Cincinnati	0	3
																144	A	Oakland	3	0
																147	N	Duquesne	3	1
																150	H	Idaho	3	1
																155	H	Pepperdine	3	2
																192	H	Cal St. Fullerton	3	1
																197	H	Cal Poly	3	0
																200	H	Army	3	1
																229	N	Robert Morris	3	0
																243	N	Bowling Green	3	0
																269	N	Montana St.	3	0
																295	A	UC Riverside	3	0
																309	N	Bethune-Cookman	3	0
LAST 10 GAMES																				
				30	H	Hawaii		2	3	197	H	Cal Poly		3	0					
				108	A	San Diego St.		0	3	129	H	UC Santa Barbara		3	2					
				192	H	Cal St. Fullerton		3	1	30	A	Hawaii		0	3					
				142	H	UC Davis		3	0	36	H	CSUN		2	3					
				295	A	UC Riverside		3	0	31	H	Long Beach St.		1	3					

Non-Div. I Games:

UC Irvine

UNCW

Average RPI Win: 210		WON-LOST RECORD	WINNING PCT. RANK	LAST 10 GAMES	STRENGTH OF SCHEDULE	OPP. STRENGTH OF SCHEDULE	TEAM RPI	ADJ RPI	CONF. RPI	ADJ CONF. RPI		
Average RPI Loss: 117												
DIV. I ONLY		18- 8	.69231 66	7- 3	170	179	109	.5401 114	14	14		
DIV. I NON-CONF.		10- 4	.71429 74	0- 0	222	190	120	.52811 126	17	17		
<hr/>												
TOTALS		RPI 1-25		RPI 26-50		W-L RECORDS		RPI 51-100		RPI 101-150		RPI 150+
18- 8		0- 0		0- 0		OVERALL		1- 3		3- 3		14- 2
8- 4		0- 0		0- 0		HOME		1- 2		2- 1		5- 1
5- 2		0- 0		0- 0		AWAY		0- 1		1- 1		4- 0
5- 2		0- 0		0- 0		NEUTRAL		0- 0		0- 1		5- 1
<hr/>												
10- 4		0- 0		0- 0		NON-CONFERENCE		1- 2		0- 1		9- 1
4- 1		0- 0		0- 0		HOME		1- 1		0- 0		3- 0
1- 1		0- 0		0- 0		AWAY		0- 1		0- 0		1- 0
5- 2		0- 0		0- 0		NEUTRAL		0- 0		0- 1		5- 1
<hr/>												
8- 4		0- 0		0- 0		CONFERENCE		0- 1		3- 2		5- 1
4- 3		0- 0		0- 0		HOME		0- 1		2- 1		2- 1
4- 1		0- 0		0- 0		AWAY		0- 0		1- 1		3- 0
0- 0		0- 0		0- 0		NEUTRAL		0- 0		0- 0		0- 0
<hr/>												
RPI	S	Opponent	Score	RPI	S	Opponent	Score	RPI	S	Opponent	Score	
						61 A Virginia Tech	0 3			110 N Radford	0 3	
						85 H Coastal Caro.	3 1			112 A Hofstra	0 3	
						87 H North Carolina St.	2 3			112 H Hofstra	0 3	
						91 H Towson	2 3			120 H Col. of Charleston	3 0	
										134 A James Madison	3 1	
										134 H James Madison	3 1	
										159 H Delaware	0 3	
										167 N Marshall	3 0	
										189 A Northeastern	3 0	
										189 H Northeastern	3 2	
										204 N Charlotte	1 3	
										209 H Fairfield	3 0	
										212 N High Point	3 0	
										225 H Campbell	3 2	
										226 H Eastern Wash.	3 0	
										238 A William & Mary	3 0	
										238 H William & Mary	3 0	
										271 N Morgan St.	3 0	
										276 A Elon	3 1	
										278 A Davidson	3 0	
										287 N Tennessee Tech	3 1	
										308 N Norfolk St.	3 0	
<hr/>												
LAST 10 GAMES												
						238 H William & Mary	3 0			159 H Delaware	0 3	
						134 H James Madison	3 1			120 H Col. of Charleston	3 0	
						189 A Northeastern	3 0			276 A Elon	3 1	
						112 A Hofstra	0 3			134 A James Madison	3 1	
						91 H Towson	2 3			238 A William & Mary	3 0	

Non-Div. I Games:

UNCW

[illegible]

Non-Div. I Games:

Georgia Tech

Average RPI Win:		170	WON-LOST RECORD		WINNING PCT. RANK		LAST 10 GAMES		STRENGTH OF SCHEDULE		OPP. STRENGTH OF SCHEDULE		TEAM RPI		ADJ RPI		CONF. RPI		ADJ CONF. RPI										
Average RPI Loss:		84																											
DIV. I ONLY			14- 12		.53846 158		3- 7		82		81		116		.5392 116		5		5										
DIV. I NON-CONF.			9- 6		.6 122		0- 1		77		155		92		.5556 91		5		5										
TOTALS		RPI 1-25		RPI 26-50		W-L RECORDS		RPI 51-100		RPI 101-150		RPI 150+																	
14- 12		0- 3		1- 2		OVERALL		2- 3		4- 3		7- 1																	
6- 5		0- 2		1- 1		HOME		2- 0		1- 2		2- 0																	
3- 6		0- 1		0- 1		AWAY		0- 3		2- 1		1- 0																	
5- 1		0- 0		0- 0		NEUTRAL		0- 0		1- 0		4- 1																	
9- 6		0- 0		1- 2		NON-CONFERENCE		1- 1		3- 2		4- 1																	
2- 3		0- 0		1- 1		HOME		1- 0		0- 2		0- 0																	
2- 2		0- 0		0- 1		AWAY		0- 1		2- 0		0- 0																	
5- 1		0- 0		0- 0		NEUTRAL		0- 0		1- 0		4- 1																	
5- 6		0- 3		0- 0		CONFERENCE		1- 2		1- 1		3- 0																	
4- 2		0- 2		0- 0		HOME		1- 0		1- 0		2- 0																	
1- 4		0- 1		0- 0		AWAY		0- 2		0- 1		1- 0																	
0- 0		0- 0		0- 0		NEUTRAL		0- 0		0- 0		0- 0																	
RPI	S	Opponent		Score		RPI	S	Opponent		Score		RPI	S	Opponent		Score													
10	A	Florida		0	3	38	H	Lipscomb		1	3	56	H	Xavier		3	2	101	H Auburn	3 0									
17	H	Texas A&M		1	3	39	A	Miami (FL)		1	3	60	A	Ole Miss		0	3	121	A Georgia	1 3									
25	H	LSU		0	3	42	H	Illinois St.		3	1	82	A	South Carolina		1	3	131	N Boise St.	3 0									
																		86	A	UMKC		1	3	137	H Saint Louis	2 3			
																		97	H	Arkansas		3	0	144	H Oakland	1 3			
																								146	A North Texas	3 2			
																								150	A Idaho	3 2			
																								164	N UNC Greensboro	3 1			
																								191	H Tennessee	3 0			
																								226	N Eastern Wash.	3 1			
																								244	N Northwestern St.	0 3			
																								248	N Portland	3 1			
																								249	A Mississippi St.	3 2			
																								249	H Mississippi St.	3 0			
																								328	N Mississippi Val.	3 0			

Non-Div. I Games:

Missouri

Average RPI Win: 242		WON-LOST RECORD		WINNING PCT. RANK		LAST 10 GAMES		STRENGTH OF SCHEDULE		OPP. STRENGTH OF SCHEDULE		TEAM RPI		ADJ RPI		CONF. RPI		ADJ CONF. RPI	
DIV. I ONLY		20- 4		.83333 15		9- 1		249		294		108		.5366 117		24		25	
DIV. I NON-CONF.		9- 3		.75 55		0- 0		265		320		143		.50791 150		23		23	
TOTALS		RPI 1-25		RPI 26-50		W-L RECORDS		RPI 51-100		RPI 101-150		RPI 150+							
20- 4		0- 0		0- 0		OVERALL		0- 1		1- 1		19- 2							
7- 0		0- 0		0- 0		HOME		0- 0		0- 0		7- 0							
7- 2		0- 0		0- 0		AWAY		0- 0		1- 1		6- 1							
6- 2		0- 0		0- 0		NEUTRAL		0- 1		0- 0		6- 1							
9- 3		0- 0		0- 0		NON-CONFERENCE		0- 1		1- 1		8- 1							
0- 0		0- 0		0- 0		HOME		0- 0		0- 0		0- 0							
3- 1		0- 0		0- 0		AWAY		0- 0		1- 1		2- 0							
6- 2		0- 0		0- 0		NEUTRAL		0- 1		0- 0		6- 1							
11- 1		0- 0		0- 0		CONFERENCE		0- 0		0- 0		11- 1							
7- 0		0- 0		0- 0		HOME		0- 0		0- 0		7- 0							
4- 1		0- 0		0- 0		AWAY		0- 0		0- 0		4- 1							
0- 0		0- 0		0- 0		NEUTRAL		0- 0		0- 0		0- 0							
RPI	S	Opponent		Score		RPI	S	Opponent		Score		RPI	S	Opponent		Score			

Non-Div. I Games:

Murray St.

Average RPI Win:	208	WON-LOST RECORD	WINNING PCT. RANK	LAST 10 GAMES	STRENGTH OF SCHEDULE	OPP. STRENGTH OF SCHEDULE	TEAM RPI	ADJ RPI	CONF. RPI	ADJ CONF. RPI	
DIV. I ONLY	21- 6	.77778	38	6- 4	251	203	113	.53535	118	17	16
DIV. I NON-CONF.	14- 2	.875	25	1- 1	249	267	87	.5551	92	14	15
<hr/>											
TOTALS	RPI 1-25	RPI 26-50	W-L RECORDS		RPI 51-100	RPI 101-150	RPI 150+				
21- 6	0- 0	0- 0	OVERALL		2- 2	4- 1	15- 3				
7- 3	0- 0	0- 0	HOME		1- 1	2- 0	4- 2				
9- 2	0- 0	0- 0	AWAY		0- 1	1- 1	8- 0				
5- 1	0- 0	0- 0	NEUTRAL		1- 0	1- 0	3- 1				
<hr/>											
14- 2	0- 0	0- 0	NON-CONFERENCE		2- 0	2- 0	10- 2				
4- 1	0- 0	0- 0	HOME		1- 0	1- 0	2- 1				
5- 0	0- 0	0- 0	AWAY		0- 0	0- 0	5- 0				
5- 1	0- 0	0- 0	NEUTRAL		1- 0	1- 0	3- 1				
<hr/>											
7- 4	0- 0	0- 0	CONFERENCE		0- 2	2- 1	5- 1				
3- 2	0- 0	0- 0	HOME		0- 1	1- 0	2- 1				
4- 2	0- 0	0- 0	AWAY		0- 1	1- 1	3- 0				
0- 0	0- 0	0- 0	NEUTRAL		0- 0	0- 0	0- 0				
<hr/>											
RPI S	Opponent	Score	RPI S	Opponent	Score	RPI S	Opponent	Score	RPI S	Opponent	Score
						68 H	George Washington	3 0	117 H	Murray St.	3 1
						86 N	UMKC	3 1	135 A	Youngstown St.	3 0
						98 A	Milwaukee	2 3	135 H	Youngstown St.	3 1
						98 H	Milwaukee	1 3	136 N	Stephen F. Austin	3 1
									144 A	Oakland	1 3
									158 H	North Dakota St.	2 3
									165 H	IUPUI	3 2
									183 N	Western Caro.	3 0
									193 A	Cleveland St.	3 0
									193 H	Cleveland St.	3 1
									194 H	Ill.-Chicago	1 3
									198 N	Drake	3 0
									218 A	Green Bay	3 0
									218 H	Green Bay	3 0
									225 N	Campbell	2 3
									257 A	UT Martin	3 0
									272 A	Wright St.	3 0
									277 A	Toledo	3 0
									280 H	Sacramento St.	3 0
									292 N	Wofford	3 1
									296 A	South Dakota St.	3 0
									323 A	Chicago St.	3 0
									327 A	N.C. Central	3 1
<hr/>											
			LAST 10 GAMES								
						135 A	Youngstown St.	3 0	158 H	North Dakota St.	2 3
						193 A	Cleveland St.	3 0	194 H	Ill.-Chicago	1 3
						218 H	Green Bay	3 0	272 A	Wright St.	3 0
						98 H	Milwaukee	1 3	144 A	Oakland	1 3
						323 A	Chicago St.	3 0	193 H	Cleveland St.	3 1

Non-Div. I Games:

Valparaiso

Average RPI Win:		191	WON-LOST		WINNING		LAST 10		STRENGTH OF		OPP. STRENGTH		TEAM		ADJ		CONF.		ADJ CONF.								
Average RPI Loss:		95	RECORD		PCT. RANK		GAMES		SCHEDULE		OF SCHEDULE		RPI		RPI		RPI		RPI								
DIV. I ONLY			14- 11		.56		146		7- 3		94		119		121		.53525		119								
DIV. I NON-CONF.			6- 7		.46154		184		0- 0		102		61		138		.51446		137								
TOTALS		RPI 1-25		RPI 26-50				W-L RECORDS				RPI 51-100				RPI 101-150				RPI 150+							
14- 11		0- 1		1- 2				OVERALL				0- 5				2- 1				11- 2							
7- 3		0- 0		0- 1				HOME				0- 1				2- 0				5- 1							
4- 5		0- 1		0- 0				AWAY				0- 3				0- 1				4- 0							
3- 3		0- 0		1- 1				NEUTRAL				0- 1				0- 0				2- 1							
6- 7		0- 1		1- 1				NON-CONFERENCE				0- 3				1- 0				4- 2							
2- 1		0- 0		0- 0				HOME				0- 0				1- 0				1- 1							
1- 3		0- 1		0- 0				AWAY				0- 2				0- 0				1- 0							
3- 3		0- 0		1- 1				NEUTRAL				0- 1				0- 0				2- 1							
8- 4		0- 0		0- 1				CONFERENCE				0- 2				1- 1				7- 0							
5- 2		0- 0		0- 1				HOME				0- 1				1- 0				4- 0							
3- 2		0- 0		0- 0				AWAY				0- 1				0- 1				3- 0							
0- 0		0- 0		0- 0				NEUTRAL				0- 0				0- 0				0- 0							
RPI	S	Opponent		Score		RPI	S	Opponent		Score		RPI	S	Opponent		Score		RPI	S	Opponent		Score					
5	A	Wisconsin		0	3	39	N	Miami (FL)		2	3	55	A	Wyoming		1	3	102	H	Northern Colo.		3	0				
						41	H	Ohio		1	3	67	A	VCU		2	3	124	H	Eastern Mich.		3	2				
						49	N	Virginia		3	0	79	N	Missouri St.		2	3	133	A	Miami (OH)		0	3				
												95	A	Northern Ill.		0	3	166	A	Western Mich.		3	2				
												95	H	Northern Ill.		1	3	166	H	Western Mich.		3	2				
																		170	H	Kent St.		3	0				
																		171	A	Buffalo		3	1				
																		205	N	South Ala.		0	3				
																		207	N	East Tenn. St.		3	1				
																		216	A	IPFW		3	2				
																		230	H	Eastern Ill.		1	3				
																		243	A	Bowling Green		3	0				
																		251	H	Central Mich.		3	1				
																		255	N	Montana		3	2				
																		275	H	Western Ill.		3	0				
																		277	H	Toledo		3	1				
LAST 10 GAMES																											
166 H Western Mich.												3	2	41 H Ohio												1	3
95 H Northern Ill.												1	3	171 A Buffalo												3	1
243 A Bowling Green												3	0	277 H Toledo												3	1
133 A Miami (OH)												0	3	251 H Central Mich.												3	1
170 H Kent St.												3	0	124 H Eastern Mich.												3	2

Average RPI Win:	191	WON-LOST RECORD	WINNING PCT. RANK	LAST 10 GAMES	STRENGTH OF SCHEDULE	OPP. STRENGTH OF SCHEDULE	TEAM RPI	ADJ RPI	CONF. RPI	ADJ CONF. RPI	
DIV. I ONLY	18- 9	.66667	74	8- 2	134	187	105	.5352	120	14	14
DIV. I NON-CONF.	8- 7	.53333	158	0- 0	188	200	171	.48346	182	17	17

TOTALS	RPI 1-25	RPI 26-50		W-L RECORDS		RPI 51-100		RPI 101-150		RPI 150+	
18- 9	0- 0	0- 1		OVERALL		2- 2		2- 3		14- 3	
9- 4	0- 0	0- 0		HOME		1- 0		1- 1		7- 3	
6- 4	0- 0	0- 1		AWAY		1- 1		1- 2		4- 0	
3- 1	0- 0	0- 0		NEUTRAL		0- 1		0- 0		3- 0	
8- 7	0- 0	0- 1		NON-CONFERENCE		0- 2		0- 1		8- 3	
4- 3	0- 0	0- 0		HOME		0- 0		0- 0		4- 3	
1- 3	0- 0	0- 1		AWAY		0- 1		0- 1		1- 0	
3- 1	0- 0	0- 0		NEUTRAL		0- 1		0- 0		3- 0	
10- 2	0- 0	0- 0		CONFERENCE		2- 0		2- 2		6- 0	
5- 1	0- 0	0- 0		HOME		1- 0		1- 1		3- 0	
5- 1	0- 0	0- 0		AWAY		1- 0		1- 1		3- 0	
0- 0	0- 0	0- 0		NEUTRAL		0- 0		0- 0		0- 0	
RPI	S	Opponent	Score	RPI	S	Opponent	Score	RPI	S	Opponent	Score
				46	A	SMU	0 3	73	N	New Mexico	1 3
								85	A	Coastal Caro.	1 3
								91	A	Towson	3 2
								91	H	Towson	3 2

Non-Div. I Games:

Col. of Charleston

Average RPI Win:	195	WON-LOST	WINNING	LAST 10	STRENGTH OF	OPP. STRENGTH	TEAM	ADJ	CONF.	ADJ CONF.		
Average RPI Loss:	50	RECORD	PCT. RANK	GAMES	SCHEDULE	OF SCHEDULE	RPI	RPI	RPI	RPI		
DIV. I ONLY		11- 12	.47826	179	3- 7	72	45	125	.53442	121	5	5
DIV. I NON-CONF.		8- 4	.66667	89	0- 0	161	164	109	.54108	105	5	5
<hr/>												
TOTALS	RPI 1-25	RPI 26-50		W-L RECORDS		RPI 51-100		RPI 101-150		RPI 150+		
11- 12	0- 5	0- 2		OVERALL		0- 3		4- 2		7- 0		
7- 5	0- 2	0- 1		HOME		0- 2		3- 0		4- 0		
1- 6	0- 2	0- 0		AWAY		0- 1		1- 2		0- 0		
3- 1	0- 0	0- 1		NEUTRAL		0- 0		0- 0		3- 0		
<hr/>												
8- 4	0- 0	0- 1		NON-CONFERENCE		0- 2		2- 1		6- 0		
4- 2	0- 0	0- 0		HOME		0- 2		1- 0		3- 0		
1- 1	0- 0	0- 0		AWAY		0- 0		1- 1		0- 0		
3- 1	0- 0	0- 1		NEUTRAL		0- 0		0- 0		3- 0		
<hr/>												
3- 8	0- 5	0- 1		CONFERENCE		0- 1		2- 1		1- 0		
3- 3	0- 2	0- 1		HOME		0- 0		2- 0		1- 0		
0- 5	0- 3	0- 0		AWAY		0- 1		0- 1		0- 0		
0- 0	0- 0	0- 0		NEUTRAL		0- 0		0- 0		0- 0		
<hr/>												
RPI S	Opponent	Score	RPI S	Opponent	Score	RPI S	Opponent	Score	RPI S	Opponent	Score	
10 A	Florida	0 3	26 H	Alabama	1 3	70 H	Harvard	1 3	101 A	Auburn	1 3	
10 H	Florida	0 3	46 N	SMU	1 3	87 H	North Carolina St.	1 3	101 H	Auburn	3 2	
11 H	Kentucky	0 3				97 A	Arkansas	2 3	103 A	San Francisco	1 3	
17 A	Texas A&M	2 3							115 A	Georgia Tech	3 1	
25 A	LSU	1 3							116 H	Missouri	3 1	
									120 H	Col. of Charleston	3 0	
									163 N	Southern Miss.	3 1	
									177 H	Belmont	3 0	
									191 H	Tennessee	3 0	
									250 H	Chattanooga	3 0	
									294 H	UNC Asheville	3 0	
									298 N	Fordham	3 1	
									317 N	Alabama A&M	3 0	
<hr/>												
LAST 10 GAMES												
101 H Auburn						3	2	11 H Kentucky	0	3		
10 H Florida						0	3	97 A Arkansas	2	3		
25 A LSU						1	3	10 A Florida	0	3		
17 A Texas A&M						2	3	116 H Missouri	3	1		
191 H Tennessee						3	0	101 A Auburn	1	3		


















Non-Div. I Games:

Georgia

Average RPI Win: 216		WON-LOST	WINNING	LAST 10	STRENGTH OF		OPP. STRENGTH	TEAM	ADJ	CONF.	ADJ CONF.
Average RPI Loss: 110		RECORD	PCT. RANK	GAMES	SCHEDULE		OF SCHEDULE	RPI	RPI	RPI	RPI
DIV. I ONLY		17- 9	.65385	87	6- 4		149	201	119	.53128	122
DIV. I NON-CONF.		9- 4	.69231	85	0- 0		136	279	102	.53503	114
TOTALS		RPI 1-25	RPI 26-50		W-L RECORDS		RPI 51-100		RPI 101-150		RPI 150+
17- 9	0- 0	0- 2		OVERALL		1- 4		0- 1		16- 2	
7- 3	0- 0	0- 1		HOME		0- 1		0- 0		7- 1	
7- 3	0- 0	0- 1		AWAY		1- 1		0- 1		6- 0	
3- 3	0- 0	0- 0		NEUTRAL		0- 2		0- 0		3- 1	
9- 4	0- 0	0- 0		NON-CONFERENCE		1- 2		0- 0		8- 2	
2- 1	0- 0	0- 0		HOME		0- 0		0- 0		2- 1	
4- 0	0- 0	0- 0		AWAY		1- 0		0- 0		3- 0	
3- 3	0- 0	0- 0		NEUTRAL		0- 2		0- 0		3- 1	
8- 5	0- 0	0- 2		CONFERENCE		0- 2		0- 1		8- 0	
5- 2	0- 0	0- 1		HOME		0- 1		0- 0		5- 0	
3- 3	0- 0	0- 1		AWAY		0- 1		0- 1		3- 0	
0- 0	0- 0	0- 0		NEUTRAL		0- 0		0- 0		0- 0	
RPI S	Opponent	Score	RPI S	Opponent	Score	RPI S	Opponent	Score	RPI S	Opponent	Score
			44 A	Western Ky.	1 3	66 A	FGCU	3 1	146 A	North Texas	1 3
			44 H	Western Ky.	0 3	72 A	UTSA	1 3	163 H	Southern Miss.	3 0
						75 H	Rice	0 3	174 H	Stetson	3 1
						85 N	Coastal Caro.	2 3	176 N	Howard	2 3
						86 N	UMKC	1 3	180 A	Tulane	3 0
									185 A	Jacksonville	3 0
									188 A	UTEP	3 0
									204 A	Charlotte	3 1
									204 H	Charlotte	3 0
									206 A	North Florida	3 0
									220 H	Middle Tenn.	3 0
									241 H	UAB	3 0
									246 A	FIU	3 1
									246 H	FIU	3 1
									256 N	Southeastern La.	3 1
									261 H	McNeese St.	2 3
									281 N	Alabama St.	3 0
									309 H	Bethune-Cookman	3 0
									309 N	Bethune-Cookman	3 0
LAST 10 GAMES											
			75 H	Rice	0 3	220 H	Middle Tenn.	3 0			
			204 H	Charlotte	3 0	163 H	Southern Miss.	3 0			
			246 H	FIU	3 1	204 A	Charlotte	3 1			
			44 A	Western Ky.	1 3	44 H	Western Ky.	0 3			
			146 A	North Texas	1 3	241 H	UAB	3 0			

Non-Div. I Games:

Fla. Atlantic

Average RPI Win: 177		WON-LOST	WINNING	LAST 10	STRENGTH OF		OPP. STRENGTH	TEAM	ADJ	CONF.	ADJ CONF.
Average RPI Loss: 68		RECORD	PCT. RANK	GAMES	SCHEDULE		OF SCHEDULE	RPI	RPI	RPI	RPI
DIV. I ONLY		10- 12	.45455	194	5- 5		63	72	129	.53102	123
DIV. I NON-CONF.		4- 6	.4	221	0- 0		78	24	133	.5233	130
TOTALS		RPI 1-25	RPI 26-50		W-L RECORDS		RPI 51-100		RPI 101-150		RPI 150+
10- 12	0- 3	0- 2		OVERALL		1- 4		4- 1		5- 2	
6- 5	0- 1	0- 1		HOME		1- 2		1- 0		4- 1	
2- 5	0- 1	0- 1		AWAY		0- 2		1- 1		1- 0	
2- 2	0- 1	0- 0		NEUTRAL		0- 0		2- 0		0- 1	
4- 6	0- 1	0- 2		NON-CONFERENCE		0- 1		4- 0		0- 2	
1- 3	0- 0	0- 1		HOME		0- 1		1- 0		0- 1	
1- 1	0- 0	0- 1		AWAY		0- 0		1- 0		0- 0	
2- 2	0- 1	0- 0		NEUTRAL		0- 0		2- 0		0- 1	
6- 6	0- 2	0- 0		CONFERENCE		1- 3		0- 1		5- 0	
5- 2	0- 1	0- 0		HOME		1- 1		0- 0		4- 0	
1- 4	0- 1	0- 0		AWAY		0- 2		0- 1		1- 0	
0- 0	0- 0	0- 0		NEUTRAL		0- 0		0- 0		0- 0	
RPI S	Opponent	Score	RPI S	Opponent	Score	RPI S	Opponent	Score	RPI S	Opponent	Score
13 A	Colorado St.	0 	30 A	Hawaii	0 	55 A	Wyoming	1 	103 N	San Francisco	3 1
13 H	Colorado St.	1 	35 H	Oregon St.	2 	55 H	Wyoming	3 2	111 H	Idaho St.	3 1
14 N	UCLA	1 				59 H	Utah	0 	113 A	UC Irvine	3 2
						73 A	New Mexico	2 	131 A	Boise St.	1 
						73 H	New Mexico	1 	150 N	Idaho	3 1
									155 N	Pepperdine	2 
									160 H	St. Mary's (CA)	1 
									217 A	Air Force	3 2
									217 H	Air Force	3 0
									242 H	Fresno St.	3 0
									247 H	Nevada	3 0
									314 H	San Jose St.	3 1
LAST 10 GAMES											
			73 H	New Mexico	1 	131 A	Boise St.	1 			
			217 H	Air Force	3 0	247 H	Nevada	3 0			
			13 A	Colorado St.	0 	314 H	San Jose St.	3 1			
			55 A	Wyoming	1 	217 A	Air Force	3 2			
			242 H	Fresno St.	3 0	73 A	New Mexico	2 			

Non-Div. I Games:

Utah St.

Average RPI Win:	203	WON-LOST RECORD	WINNING PCT. RANK	LAST 10 GAMES	STRENGTH OF SCHEDULE	OPP. STRENGTH OF SCHEDULE	TEAM RPI	ADJ RPI	CONF. RPI	ADJ CONF. RPI		
Average RPI Loss:	106	15- 11	.57692	139	5- 5	110	148	124	.53083	124	16	17
DIV. I ONLY		9- 5	.64286	106	0- 0	73	121	75	.57518	74	16	16
DIV. I NON-CONF.												
<hr/>												
TOTALS	RPI 1-25	RPI 26-50		W-L RECORDS		RPI 51-100		RPI 101-150		RPI 150+		
15- 11	0- 1	0- 2		OVERALL		1- 2		2- 4		12- 2		
4- 4	0- 0	0- 0		HOME		0- 1		0- 2		4- 1		
7- 4	0- 0	0- 1		AWAY		1- 1		1- 1		5- 1		
4- 3	0- 1	0- 1		NEUTRAL		0- 0		1- 1		3- 0		
<hr/>												
9- 5	0- 1	0- 1		NON-CONFERENCE		1- 1		2- 2		6- 0		
1- 1	0- 0	0- 0		HOME		0- 0		0- 1		1- 0		
4- 1	0- 0	0- 0		AWAY		1- 1		1- 0		2- 0		
4- 3	0- 1	0- 1		NEUTRAL		0- 0		1- 1		3- 0		
<hr/>												
6- 6	0- 0	0- 1		CONFERENCE		0- 1		0- 2		6- 2		
3- 3	0- 0	0- 0		HOME		0- 1		0- 1		3- 1		
3- 3	0- 0	0- 1		AWAY		0- 0		0- 1		3- 1		
0- 0	0- 0	0- 0		NEUTRAL		0- 0		0- 0		0- 0		
<hr/>												
RPI S	Opponent	Score	RPI S	Opponent	Score	RPI S	Opponent	Score	RPI S	Opponent	Score	
15 N	Kansas St.	2 3	41 A	Ohio	1 3	53 A	Michigan	0 3	113 H	UC Irvine	1 3	
			49 N	Virginia	1 3	94 A	Northern Ky.	3 0	119 A	Ball St.	2 3	
						95 H	Northern Ill.	2 3	132 N	Samford	2 3	
									133 H	Miami (OH)	0 3	
									135 N	Youngstown St.	3 0	
									144 A	Oakland	3 0	
									166 H	Western Mich.	0 3	
									167 A	Marshall	3 2	
									170 H	Kent St.	3 0	
									171 A	Buffalo	3 2	
									194 N	Ill.-Chicago	3 2	
									216 H	IPFW	3 0	
									219 N	SIUE	3 1	
									237 N	Coppin St.	3 0	
									243 H	Bowling Green	3 0	
									251 A	Central Mich.	1 3	
									251 H	Central Mich.	3 2	
									254 A	UMBC	3 0	
									270 A	Akron	3 0	
									277 A	Toledo	3 1	
<hr/>												
			LAST 10 GAMES									
			41 A	Ohio	1 3	133 H	Miami (OH)	0 3				
			251 H	Central Mich.	3 2	166 H	Western Mich.	0 3				
			270 A	Akron	3 0	95 H	Northern Ill.	2 3				
			171 A	Buffalo	3 2	277 A	Toledo	3 1				
			243 H	Bowling Green	3 0	119 A	Ball St.	2 3				

Non-Div. I Games:

Eastern Mich.

Average RPI Win: 237		WON-LOST	WINNING	LAST 10	STRENGTH OF		OPP. STRENGTH	TEAM	ADJ	CONF.	ADJ CONF.				
Average RPI Loss: 89		RECORD	PCT. RANK	GAMES	SCHEDULE		OF SCHEDULE	RPI	RPI	RPI	RPI				
DIV. I ONLY		17- 6	.73913	52	6- 4		256	202	126	.5304	125	22	22		
DIV. I NON-CONF.		9- 2	.81818	36	0- 0		223	192	89	.55641	89	20	20		
<hr/>															
TOTALS		RPI 1-25		RPI 26-50		W-L RECORDS		RPI 51-100		RPI 101-150		RPI 150+			
17- 6		0- 0		0- 2		OVERALL		1- 0		1- 4		15- 0			
8- 1		0- 0		0- 0		HOME		0- 0		0- 1		8- 0			
5- 5		0- 0		0- 2		AWAY		0- 0		1- 3		4- 0			
4- 0		0- 0		0- 0		NEUTRAL		1- 0		0- 0		3- 0			
9- 2		0- 0		0- 2		NON-CONFERENCE		1- 0		0- 0		8- 0			
3- 0		0- 0		0- 0		HOME		0- 0		0- 0		3- 0			
2- 2		0- 0		0- 2		AWAY		0- 0		0- 0		2- 0			
4- 0		0- 0		0- 0		NEUTRAL		1- 0		0- 0		3- 0			
8- 4		0- 0		0- 0		CONFERENCE		0- 0		1- 4		7- 0			
5- 1		0- 0		0- 0		HOME		0- 0		0- 1		5- 0			
3- 3		0- 0		0- 0		AWAY		0- 0		1- 3		2- 0			
0- 0		0- 0		0- 0		NEUTRAL		0- 0		0- 0		0- 0			
RPI	S	Opponent	Score	RPI	S	Opponent	Score	RPI	S	Opponent	Score	RPI	S	Opponent	Score
				30	A	Hawaii	0 3					102	A	Northern Colo.	1 3
				30	A	Hawaii	0 3					111	A	Idaho St.	1 3
												111	H	Idaho St.	2 3
												127	A	North Dakota	3 0
												150	A	Idaho	0 3
												179	N	A&M-Corpus Christi	3 1
												199	A	Houston Baptist	3 1
												208	H	Portland St.	3 1
												221	A	Southern Utah	3 1
												234	H	Grand Canyon	3 0
												250	N	Chattanooga	3 0
												255	H	Montana	3 0
												269	H	Montana St.	3 0
												280	H	Sacramento St.	3 0
												282	N	Lamar	3 1
												284	H	Albany (NY)	3 0
												285	A	Weber St.	3 0
												285	H	Weber St.	3 0
												295	H	UC Riverside	3 1
												303	A	Tex.-Pan American	3 0
<hr/>															
LAST 10 GAMES															

Non-Div. I Games:

Northern Ariz.

Average RPI Win:		204	WON-LOST RECORD		WINNING PCT. RANK		LAST 10 GAMES		STRENGTH OF SCHEDULE		OPP. STRENGTH OF SCHEDULE		TEAM RPI		ADJ RPI		CONF. RPI		ADJ CONF. RPI				
Average RPI Loss:		114																					
DIV. I ONLY			14- 9		.6087 119		6- 4		114		194		122		.53039 126		25		24				
DIV. I NON-CONF.			6- 6		.5 163		0- 1		60		76		98		.54579 99		24		24				
TOTALS		RPI 1-25		RPI 26-50		W-L RECORDS		RPI 51-100		RPI 101-150		RPI 150+											
14- 9		0- 1		0- 1		OVERALL		1- 4		1- 0		12- 3											
8- 4		0- 1		0- 1		HOME		0- 2		1- 0		7- 0											
3- 4		0- 0		0- 0		AWAY		0- 2		0- 0		3- 2											
3- 1		0- 0		0- 0		NEUTRAL		1- 0		0- 0		2- 1											
6- 6		0- 1		0- 1		NON-CONFERENCE		1- 3		1- 0		4- 1											
2- 3		0- 1		0- 1		HOME		0- 1		1- 0		1- 0											
1- 2		0- 0		0- 0		AWAY		0- 2		0- 0		1- 0											
3- 1		0- 0		0- 0		NEUTRAL		1- 0		0- 0		2- 1											
8- 3		0- 0		0- 0		CONFERENCE		0- 1		0- 0		8- 2											
6- 1		0- 0		0- 0		HOME		0- 1		0- 0		6- 0											
2- 2		0- 0		0- 0		AWAY		0- 0		0- 0		2- 2											
0- 0		0- 0		0- 0		NEUTRAL		0- 0		0- 0		0- 0											
RPI	S	Opponent		Score		RPI	S	Opponent		Score		RPI	S	Opponent		Score							
13	H	Colorado St.		0 3		28	H	BYU		0 3		59	A	Utah		0 3		110	H	Radford		3 0	
												73	A	New Mexico		0 3		154	N	Rhode Island		3 0	
												79	N	Missouri St.		3 0		158	H	North Dakota St.		3 1	
												86	H	UMKC		2 3		162	A	Seattle		1 3	
												100	H	California		2 3		162	H	Seattle		3 1	
																		202	N	Brown		3 0	
																		213	A	Utah Valley		3 2	
																		213	H	Utah Valley		3 1	
																		231	A	New Hampshire		3 0	
																		234	A	Grand Canyon		2 3	
																		234	H	Grand Canyon		3 0	
																		235	A	Bakersfield		3 1	
																		235	H	Bakersfield		3 2	
																		269	N	Montana St.		1 3	
																		303	H	Tex.-Pan American		3 0	
																		323	H	Chicago St.		3 0	
LAST 10 GAMES																							
213 H Utah Valley						3 1						323 H Chicago St.						3 0					
162 H Seattle						3 1						86 H UMKC						2 3					
234 A Grand Canyon						2 3						303 H Tex.-Pan American						3 0					
235 A Bakersfield						3 1						162 A Seattle						1 3					
73 A New Mexico						0 3						213 A Utah Valley						3 2					

Non-Div. I Games:

New Mexico St.

Average RPI Win: 209		WON-LOST	WINNING	LAST 10	STRENGTH OF		OPP. STRENGTH	TEAM	ADJ	CONF.	ADJ CONF.
Average RPI Loss: 102		RECORD	PCT. RANK	GAMES	SCHEDULE		OF SCHEDULE	RPI	RPI	RPI	RPI
DIV. I ONLY		21- 8	.72414	57	7- 3		273	126	130	.52739	127
DIV. I NON-CONF.		12- 5	.70588	83	0- 0		274	83	131	.52144	131
TOTALS		RPI 1-25	RPI 26-50		W-L RECORDS		RPI 51-100		RPI 101-150		RPI 150+
21- 8	0- 0	0- 1		OVERALL		3- 1		2- 5		16- 1	
9- 1	0- 0	0- 0		HOME		2- 0		2- 1		5- 0	
7- 4	0- 0	0- 0		AWAY		0- 0		0- 0		7- 0	
5- 3	0- 0	0- 1		NEUTRAL		1- 0		0- 2		4- 0	
12- 5	0- 0	0- 1		NON-CONFERENCE		3- 1		0- 2		9- 1	
4- 0	0- 0	0- 0		HOME		2- 0		0- 0		2- 0	
3- 2	0- 0	0- 0		AWAY		0- 1		0- 0		3- 1	
5- 3	0- 0	0- 1		NEUTRAL		1- 0		0- 2		4- 0	
9- 3	0- 0	0- 0		CONFERENCE		0- 0		2- 3		7- 0	
5- 1	0- 0	0- 0		HOME		0- 0		2- 1		3- 0	
4- 2	0- 0	0- 0		AWAY		0- 0		0- 2		4- 0	
0- 0	0- 0	0- 0		NEUTRAL		0- 0		0- 0		0- 0	
RPI S	Opponent	Score	RPI S	Opponent	Score	RPI S	Opponent	Score	RPI S	Opponent	Score
			48 N	Pacific	1 3	68 A	George Washington	0 3	101 N	Auburn	1 3
						77 N	Arkansas St.	3 2	102 A	Northern Colo.	0 3
						92 H	South Dakota	3 1	102 H	Northern Colo.	3 1
						92 H	South Dakota	3 2	105 N	Iowa	0 3
									111 A	Idaho St.	0 3
									125 H	Northern Ariz.	0 3
									150 H	Idaho	3 2
									158 A	North Dakota St.	1 3
									180 H	Tulane	3 0
									180 H	Tulane	3 0
									198 A	Drake	3 0
									208 H	Portland St.	3 2
									219 N	SIUE	3 0
									221 H	Southern Utah	3 1
									226 H	Eastern Wash.	3 1
									230 N	Eastern Ill.	3 0
									246 N	FIU	3 1
									249 A	Mississippi St.	3 0
									255 A	Montana	3 1
									269 A	Montana St.	3 0
									280 A	Sacramento St.	3 1
									285 A	Weber St.	3 0
									296 A	South Dakota St.	3 0
									328 N	Mississippi Val.	3 0
LAST 10 GAMES			102 H	Northern Colo.	3 1	208 H	Portland St.	3 2			
			280 A	Sacramento St.	3 1	111 A	Idaho St.	0 3			
			221 H	Southern Utah	3 1	285 A	Weber St.	3 0			
			125 H	Northern Ariz.	0 3	269 A	Montana St.	3 0			
			102 A	Northern Colo.	0 3	255 A	Montana	3 1			

Non-Div. I Games:

North Dakota

Average RPI Win:	180	WON-LOST RECORD	WINNING PCT. RANK	LAST 10 GAMES	STRENGTH OF SCHEDULE	OPP. STRENGTH OF SCHEDULE	TEAM RPI	ADJ RPI	CONF. RPI	ADJ CONF. RPI	
Average RPI Loss:	139										
DIV. I ONLY	17- 10	.62963	102	7- 3	151	145	123	.52664	128	11	11
DIV. I NON-CONF.	5- 7	.41667	214	0- 0	252	172	244	.44399	238	12	12
<hr/>											
TOTALS	RPI 1-25	RPI 26-50		W-L RECORDS	RPI 51-100		RPI 101-150		RPI 150+		
17- 10	0- 0	0- 1		OVERALL	5- 3		3- 2		9- 4		
10- 3	0- 0	0- 0		HOME	4- 2		1- 1		5- 0		
6- 4	0- 0	0- 1		AWAY	1- 1		2- 1		3- 1		
1- 3	0- 0	0- 0		NEUTRAL	0- 0		0- 0		1- 3		
<hr/>											
5- 7	0- 0	0- 0		NON-CONFERENCE	1- 2		1- 2		3- 3		
3- 3	0- 0	0- 0		HOME	1- 2		0- 1		2- 0		
1- 1	0- 0	0- 0		AWAY	0- 0		1- 1		0- 0		
1- 3	0- 0	0- 0		NEUTRAL	0- 0		0- 0		1- 3		
<hr/>											
12- 3	0- 0	0- 1		CONFERENCE	4- 1		2- 0		6- 1		
7- 0	0- 0	0- 0		HOME	3- 0		1- 0		3- 0		
5- 3	0- 0	0- 1		AWAY	1- 1		1- 0		3- 1		
0- 0	0- 0	0- 0		NEUTRAL	0- 0		0- 0		0- 0		
<hr/>											
RPI S	Opponent	Score	RPI S	Opponent	Score	RPI S	Opponent	Score	RPI S	Opponent	Score
			45 A	UALR	1 3	51 H	Baylor	1 3	109 A	Texas Tech	2 3
						62 H	Appalachian St.	3 0	141 A	La.-Lafayette	3 2
						72 H	UTSA	3 1	141 H	La.-Lafayette	3 0
						77 A	Arkansas St.	3 0	146 H	North Texas	0 3
						77 H	Arkansas St.	3 1	148 A	Houston	3 1
						80 A	Texas-Arlington	0 3	152 N	Wake Forest	1 3
						80 H	Texas-Arlington	3 2	203 H	Ga. Southern	3 0
						90 H	Wichita St.	2 3	205 A	South Ala.	3 1
									205 H	South Ala.	3 0
									214 A	Troy	3 2
									223 A	Georgia St.	1 3
									236 N	Gardner-Webb	1 3
									253 N	Incarnate Word	2 3
									266 A	La.-Monroe	3 1
									266 H	La.-Monroe	3 0
									282 N	Lamar	3 2
									302 H	Abilene Christian	3 0
									316 H	Prairie View	3 1
<hr/>											
LAST 10 GAMES											
	205 A	South Ala.	3	1		223 A	Georgia St.	1	3		
	141 A	La.-Lafayette	3	2		266 H	La.-Monroe	3	0		
	203 H	Ga. Southern	3	0		62 H	Appalachian St.	3	0		
	45 A	UALR	1	3		80 A	Texas-Arlington	0	3		
	77 H	Arkansas St.	3	1		141 H	La.-Lafayette	3	0		

Non-Div. I Games:

Texas St.

Average RPI Win:	192	WON-LOST RECORD	WINNING PCT. RANK	LAST 10 GAMES	STRENGTH OF SCHEDULE	OPP. STRENGTH OF SCHEDULE	TEAM RPI	ADJ RPI	CONF. RPI	ADJ CONF. RPI	
Average RPI Loss:	68										
DIV. I ONLY	10- 11	.47619	181	5- 5	105	61	142	.52663	129	8	8
DIV. I NON-CONF.	5- 6	.45455	199	0- 0	61	46	106	.54704	98	7	7
<hr/>											
TOTALS	RPI 1-25	RPI 26-50		W-L RECORDS	RPI 51-100		RPI 101-150		RPI 150+		
10- 11	0- 2	2- 4		OVERALL	1- 2		0- 3		7- 0		
5- 2	0- 0	2- 1		HOME	1- 0		0- 1		2- 0		
3- 5	0- 1	0- 1		AWAY	0- 1		0- 2		3- 0		
2- 4	0- 1	0- 2		NEUTRAL	0- 1		0- 0		2- 0		
<hr/>											
5- 6	0- 2	1- 2		NON-CONFERENCE	1- 2		0- 0		3- 0		
2- 0	0- 0	1- 0		HOME	1- 0		0- 0		0- 0		
1- 2	0- 1	0- 0		AWAY	0- 1		0- 0		1- 0		
2- 4	0- 1	0- 2		NEUTRAL	0- 1		0- 0		2- 0		
<hr/>											
5- 5	0- 0	1- 2		CONFERENCE	0- 0		0- 3		4- 0		
3- 2	0- 0	1- 1		HOME	0- 0		0- 1		2- 0		
2- 3	0- 0	0- 1		AWAY	0- 0		0- 2		2- 0		
0- 0	0- 0	0- 0		NEUTRAL	0- 0		0- 0		0- 0		
<hr/>											
RPI S	Opponent	Score	RPI S	Opponent	Score	RPI S	Opponent	Score	RPI S	Opponent	Score
13 A	Colorado St.	0 3	30 A	Hawaii	1 3	67 N	VCU	1 3	113 A	UC Irvine	2 3
21 N	Marquette	0 3	31 H	Long Beach St.	0 3	95 H	Northern Ill.	3 1	142 A	UC Davis	2 3
			36 H	CSUN	3 0	100 A	California	1 3	142 H	UC Davis	0 3
			37 H	Santa Clara	3 0				192 A	Cal St. Fullerton	3 1
			43 N	Loyola Marymount	0 3				197 H	Cal Poly	3 2
			48 N	Pacific	0 3				242 N	Fresno St.	3 1
									247 N	Nevada	3 0
									280 A	Sacramento St.	3 0
									295 A	UC Riverside	3 0
									295 H	UC Riverside	3 0
<hr/>											
LAST 10 GAMES											
			295 A	UC Riverside	3 0		192 A	Cal St. Fullerton	3 1		
			142 A	UC Davis	2 3		113 A	UC Irvine	2 3		
			30 A	Hawaii	1 3		142 H	UC Davis	0 3		
			36 H	CSUN	3 0		295 H	UC Riverside	3 0		
			31 H	Long Beach St.	0 3		197 H	Cal Poly	3 2		

Non-Div. I Games:

UC Santa Barbara

Average RPI Win:		247	WON-LOST RECORD		WINNING PCT. RANK		LAST 10 GAMES		STRENGTH OF SCHEDULE		OPP. STRENGTH OF SCHEDULE		TEAM RPI		ADJ RPI		CONF. RPI		ADJ CONF. RPI	
DIV. I ONLY			15- 9		.625 105		8- 2		182		205		139		.52548 130		26		26	
DIV. I NON-CONF.			5- 7		.41667 214		0- 0		54		64		122		.53817 110		26		25	
TOTALS		RPI 1-25		RPI 26-50		W-L RECORDS		RPI 51-100		RPI 101-150		RPI 150+								
15- 9		1- 3		0- 1		OVERALL		0- 2		1- 2		13- 1								
8- 3		0- 0		0- 0		HOME		0- 2		0- 1		8- 0								
5- 4		0- 2		0- 0		AWAY		0- 0		0- 1		5- 1								
2- 2		1- 1		0- 1		NEUTRAL		0- 0		1- 0		0- 0								
5- 7		1- 3		0- 1		NON-CONFERENCE		0- 2		1- 1		3- 0								
3- 3		0- 0		0- 0		HOME		0- 2		0- 1		3- 0								
0- 2		0- 2		0- 0		AWAY		0- 0		0- 0		0- 0								
2- 2		1- 1		0- 1		NEUTRAL		0- 0		1- 0		0- 0								
10- 2		0- 0		0- 0		CONFERENCE		0- 0		0- 1		10- 1								
5- 0		0- 0		0- 0		HOME		0- 0		0- 0		5- 0								
5- 2		0- 0		0- 0		AWAY		0- 0		0- 1		5- 1								
0- 0		0- 0		0- 0		NEUTRAL		0- 0		0- 0		0- 0								
RPI	S	Opponent		Score		RPI	S	Opponent		Score		RPI	S	Opponent		Score				
2	A	Florida St.		0	3	42	N	Illinois St.		1	3	131	H	Boise St.		1	3			
7	A	Oregon		0	3			UNLV		1	3	132	N	Samford		3	0			
22	N	Ohio St.		1	3			Tulsa		0	3	136	A	Stephen F. Austin		0	3			
25	N	LSU		3	2							179	A	A&M-Corpus Christi		3	1			
												182 H Sam Houston St.						3	2	
												244 A Northwestern St.						0	3	
												253 A Incarnate Word						3	0	
												256 A Southeastern La.						3	1	
												261 H McNeese St.						3	1	
												266 H La.-Monroe						3	0	
												274 H Nicholls St.						3	0	
												282 H Lamar						3	0	
												302 A Abilene Christian						3	2	
												317 H Alabama A&M						3	0	
												320 A New Orleans						3	0	
												320 H New Orleans						3	1	
												332 H Grambling						3	0	
LAST 10 GAMES																				
136 A Stephen F. Austin						0	3	274 H Nicholls St.						3	0					
244 A Northwestern St.						0	3	261 H McNeese St.						3	1					
179 A A&M-Corpus Christi						3	1	256 A Southeastern La.						3	1					
182 H Sam Houston St.						3	2	320 A New Orleans						3	0					
282 H Lamar						3	0	253 A Incarnate Word						3	0					

Non-Div. I Games:

Central Ark.

Non-Div. I Games:

Boise St.

Average RPI Win:		235	WON-LOST RECORD		WINNING PCT. RANK		LAST 10 GAMES		STRENGTH OF SCHEDULE		OPP. STRENGTH OF SCHEDULE		TEAM RPI		ADJ RPI		CONF. RPI		ADJ CONF. RPI								
Average RPI Loss:		114																									
DIV. I ONLY			16- 9		.64 93		8- 2		168		197		128		.5243 132		23		23								
DIV. I NON-CONF.			6- 7		.46154 184		0- 0		119		77		152		.50659 151		25		26								
TOTALS		RPI 1-25		RPI 26-50		W-L RECORDS		RPI 51-100		RPI 101-150		RPI 150+															
16- 9		0- 2		0- 1		OVERALL		1- 2		1- 1		14- 3															
8- 2		0- 0		0- 1		HOME		0- 0		0- 0		8- 1															
5- 4		0- 1		0- 0		AWAY		1- 2		0- 0		4- 1															
3- 3		0- 1		0- 0		NEUTRAL		0- 0		1- 1		2- 1															
6- 7		0- 2		0- 1		NON-CONFERENCE		0- 2		1- 1		5- 1															
3- 1		0- 0		0- 1		HOME		0- 0		0- 0		3- 0															
0- 3		0- 1		0- 0		AWAY		0- 2		0- 0		0- 0															
3- 3		0- 1		0- 0		NEUTRAL		0- 0		1- 1		2- 1															
10- 2		0- 0		0- 0		CONFERENCE		1- 0		0- 0		9- 2															
5- 1		0- 0		0- 0		HOME		0- 0		0- 0		5- 1															
5- 1		0- 0		0- 0		AWAY		1- 0		0- 0		4- 1															
0- 0		0- 0		0- 0		NEUTRAL		0- 0		0- 0		0- 0															
RPI	S	Opponent		Score		RPI	S	Opponent		Score		RPI	S	Opponent		Score											
2	A	Florida St.		0	3	47	H	Michigan St.		1	3	60	A	Ole Miss		0	3	124	N	Eastern Mich.	3	2					
25	N	LSU		1	3							81	A	Furman		3	2	130	N	Central Ark.	0	3					
												94	A	Northern Ky.		0	3	164	A	UNC Greensboro	3	1					
																		164	H	UNC Greensboro	0	3					
																		183	H	Western Caro.	3	0					
																		207	H	East Tenn. St.	3	2					
																		219	N	SIUE	1	3					
																		223	H	Georgia St.	3	0					
																		233	H	Jacksonville St.	3	0					
																		241	H	UAB	3	2					
																		250	A	Chattanooga	3	1					
																		250	H	Chattanooga	3	0					
																		282	N	Lamar	3	1					
																		283	A	Mercer	2	3					
																		283	H	Mercer	3	0					
																		292	A	Wofford	3	0					
																		312	N	Jackson St.	3	0					
																		318	A	Citadel	3	0					
																		318	H	Citadel	3	0					
						LAST 10 GAMES																					
						283 A Mercer						2	3	318 A Citadel						3	0						
						250 H Chattanooga						3	0	292 A Wofford						3	0						
						164 H UNC Greensboro						0	3	164 A UNC Greensboro						3	1						
						207 H East Tenn. St.						3	2	283 H Mercer						3	0						
						81 A Furman						3	2	318 H Citadel						3	0						

Non-Div. I Games:

Samford

Average RPI Win: 216		WON-LOST	WINNING	LAST 10	STRENGTH OF		OPP. STRENGTH	TEAM	ADJ	CONF.	ADJ CONF.
Average RPI Loss: 95		RECORD	PCT. RANK	GAMES	SCHEDULE		OF SCHEDULE	RPI	RPI	RPI	RPI
DIV. I ONLY		16-8	.66667	74	8-2		230	123	134	.52284	133
DIV. I NON-CONF.		7-5	.58333	130	0-0		234	84	155	.50423	152
TOTALS		RPI 1-25	RPI 26-50		W-L RECORDS		RPI 51-100		RPI 101-150		RPI 150+
16-8	0-1	0-1		OVERALL		0-4		2-0		14-2	
7-3	0-1	0-1		HOME		0-1		1-0		6-0	
5-3	0-0	0-0		AWAY		0-2		1-0		4-1	
4-2	0-0	0-0		NEUTRAL		0-1		0-0		4-1	
7-5	0-1	0-0		NON-CONFERENCE		0-3		0-0		7-1	
2-1	0-1	0-0		HOME		0-0		0-0		2-0	
1-2	0-0	0-0		AWAY		0-2		0-0		1-0	
4-2	0-0	0-0		NEUTRAL		0-1		0-0		4-1	
9-3	0-0	0-1		CONFERENCE		0-1		2-0		7-1	
5-2	0-0	0-1		HOME		0-1		1-0		4-0	
4-1	0-0	0-0		AWAY		0-0		1-0		3-1	
0-0	0-0	0-0		NEUTRAL		0-0		0-0		0-0	
RPI S	Opponent	Score		RPI S	Opponent	Score		RPI S	Opponent	Score	
22 H	Ohio St.	1	3	41 H	Ohio	2	3	86 N	UMKC	1	3
								89 A	Indiana	1	3
								95 H	Northern Ill.	2	3
								98 A	Milwaukee	2	3
								119 H	Ball St.	3	0
								124 A	Eastern Mich.	3	0
								158 N	North Dakota St.	3	0
								158 N	North Dakota St.	1	3
								165 H	IUPUI	3	1
								170 H	Kent St.	3	0
								171 A	Buffalo	0	3
								171 H	Buffalo	3	1
								227 N	Southeast Mo. St.	3	0
								229 N	Robert Morris	3	1
								241 H	UAB	3	0
								243 A	Bowling Green	3	1
								249 N	Mississippi St.	3	1
								251 A	Central Mich.	3	0
								270 A	Akron	3	1
								270 H	Akron	3	1
								277 H	Toledo	3	2
								288 A	Bradley	3	1
LAST 10 GAMES											
270 H	Akron	3	1	124 A	Eastern Mich.	3	0				
171 H	Buffalo	3	1	170 H	Kent St.	3	0				
119 H	Ball St.	3	0	41 H	Ohio	2	3				
277 H	Toledo	3	2	95 H	Northern Ill.	2	3				
251 A	Central Mich.	3	0	243 A	Bowling Green	3	1				

Non-Div. I Games:

Miami (OH)

Average RPI Win:	218	WON-LOST RECORD	WINNING PCT. RANK	LAST 10 GAMES	STRENGTH OF SCHEDULE	OPP. STRENGTH OF SCHEDULE	TEAM RPI	ADJ RPI	CONF. RPI	ADJ CONF. RPI	
Average RPI Loss:	104	14- 11	.56 146	4- 6	136	177	140	.52256 134	14	14	
DIV. I ONLY		8- 5	.61538 117	0- 0	124	188	114	.53737 112	17	17	
DIV. I NON-CONF.											
<hr/>											
TOTALS	RPI 1-25	RPI 26-50		W-L RECORDS	RPI 51-100		RPI 101-150		RPI 150+		
14- 11	0- 1	0- 0		OVERALL	1- 3		1- 5		12- 2		
8- 5	0- 0	0- 0		HOME	0- 1		1- 3		7- 1		
3- 5	0- 1	0- 0		AWAY	0- 1		0- 2		3- 1		
3- 1	0- 0	0- 0		NEUTRAL	1- 1		0- 0		2- 0		
<hr/>											
8- 5	0- 1	0- 0		NON-CONFERENCE	1- 2		0- 1		7- 1		
4- 3	0- 0	0- 0		HOME	0- 1		0- 1		4- 1		
1- 1	0- 1	0- 0		AWAY	0- 0		0- 0		1- 0		
3- 1	0- 0	0- 0		NEUTRAL	1- 1		0- 0		2- 0		
<hr/>											
6- 6	0- 0	0- 0		CONFERENCE	0- 1		1- 4		5- 1		
4- 2	0- 0	0- 0		HOME	0- 0		1- 2		3- 0		
2- 4	0- 0	0- 0		AWAY	0- 1		0- 2		2- 1		
0- 0	0- 0	0- 0		NEUTRAL	0- 0		0- 0		0- 0		
<hr/>											
RPI S	Opponent	Score		RPI S	Opponent	Score		RPI S	Opponent	Score	
21 A	Marquette	0 3						107 H	Liberty	1 3	
								112 H	Hofstra	3 0	
								114 A	UNCW	1 3	
								114 H	UNCW	1 3	
								120 A	Col. of Charleston	0 3	
								120 H	Col. of Charleston	1 3	
								156 H	Villanova	0 3	
								159 A	Delaware	2 3	
								161 N	Princeton	3 2	
								173 H	Hampton	3 1	
								178 A	Rutgers	3 2	
								189 H	Northeastern	3 0	
								238 A	William & Mary	3 0	
								238 H	William & Mary	3 0	
								256 H	Southeastern La.	3 1	
								270 N	Akron	3 0	
								276 A	Elon	3 2	
								276 H	Elon	3 1	
								299 H	Charleston So.	3 1	
								308 H	Norfolk St.	3 0	
<hr/>											
LAST 10 GAMES											
276 A	Elon	3 2		189 H	Northeastern	3 0					
114 A	UNCW	1 3		159 A	Delaware	2 3					
120 A	Col. of Charleston	0 3		91 A	Towson	0 3					
238 H	William & Mary	3 0		120 H	Col. of Charleston	1 3					
112 H	Hofstra	3 0		114 H	UNCW	1 3					

Non-Div. I Games:

James Madison

Average RPI Win: 210		WON-LOST	WINNING	LAST 10	STRENGTH OF		OPP. STRENGTH	TEAM	ADJ	CONF.	ADJ CONF.
Average RPI Loss: 109		RECORD	PCT. RANK	GAMES	SCHEDULE		OF SCHEDULE	RPI	RPI	RPI	RPI
DIV. I ONLY		16- 10	.61538	118	7- 3		174	166	137	.52156	135
DIV. I NON-CONF.		9- 6	.6	122	0- 0		162	165	132	.51967	133
TOTALS		RPI 1-25	RPI 26-50		W-L RECORDS		RPI 51-100		RPI 101-150		RPI 150+
16- 10	0- 1	1- 0		OVERALL		1- 2		0- 6		14- 1	
4- 2	0- 0	0- 0		HOME		1- 0		0- 2		3- 0	
6- 6	0- 0	0- 0		AWAY		0- 2		0- 3		6- 1	
6- 2	0- 1	1- 0		NEUTRAL		0- 0		0- 1		5- 0	
9- 6	0- 1	1- 0		NON-CONFERENCE		0- 2		0- 2		8- 1	
0- 0	0- 0	0- 0		HOME		0- 0		0- 0		0- 0	
3- 4	0- 0	0- 0		AWAY		0- 2		0- 1		3- 1	
6- 2	0- 1	1- 0		NEUTRAL		0- 0		0- 1		5- 0	
7- 4	0- 0	0- 0		CONFERENCE		1- 0		0- 4		6- 0	
4- 2	0- 0	0- 0		HOME		1- 0		0- 2		3- 0	
3- 2	0- 0	0- 0		AWAY		0- 0		0- 2		3- 0	
0- 0	0- 0	0- 0		NEUTRAL		0- 0		0- 0		0- 0	
RPI S	Opponent	Score		RPI S	Opponent	Score		RPI S	Opponent	Score	
15 N	Kansas St.	1	3	49 N	Virginia	3	2	53 A	Michigan	0	3
								54 A	Northwestern	0	3
								98 H	Milwaukee	3	0
								118 A	Valparaiso	1	3
								118 H	Valparaiso	0	3
								124 N	Eastern Mich.	0	3
								144 A	Oakland	2	3
								144 H	Oakland	0	3
								147 A	Duquesne	2	3
								157 N	Indiana St.	3	1
								170 A	Kent St.	2	3
								177 A	Belmont	3	0
								193 A	Cleveland St.	3	1
								194 A	Ill.-Chicago	3	1
								194 H	Ill.-Chicago	3	1
								196 N	Loyola Chicago	3	1
								218 H	Green Bay	3	2
								229 A	Robert Morris	3	1
								239 N	Kennesaw St.	3	0
								263 N	Evansville	3	0
								272 A	Wright St.	3	1
								272 H	Wright St.	3	0
								290 A	Saint Francis (PA)	3	1
								326 N	UMass Lowell	3	0
				LAST 10 GAMES							
				118 H	Valparaiso	0	3	98 H	Milwaukee	3	0
				194 H	Ill.-Chicago	3	1	218 H	Green Bay	3	2
				144 A	Oakland	2	3	194 A	Ill.-Chicago	3	1
				272 A	Wright St.	3	1	118 A	Valparaiso	1	3
				193 A	Cleveland St.	3	1	272 H	Wright St.	3	0

Non-Div. I Games:

Youngstown St.

Average RPI Win:	256	WON-LOST	WINNING	LAST 10	STRENGTH OF	OPP. STRENGTH	TEAM	ADJ	CONF.	ADJ CONF.					
Average RPI Loss:	90	RECORD	PCT. RANK	GAMES	SCHEDULE	OF SCHEDULE	RPI	RPI	RPI	RPI					
DIV. I ONLY	19- 7	.73077	54	10- 0	274	248	141	.5214	136	26	26				
DIV. I NON-CONF.	6- 7	.46154	184	0- 0	192	181	204	.47998	192	26	25				
<hr/>															
TOTALS	RPI 1-25	RPI 26-50		W-L RECORDS		RPI 51-100		RPI 101-150		RPI 150+					
19- 7	0- 0	0- 0		OVERALL		0- 5		1- 2		18- 0					
9- 1	0- 0	0- 0		HOME		0- 0		1- 1		8- 0					
6- 2	0- 0	0- 0		AWAY		0- 2		0- 0		6- 0					
4- 4	0- 0	0- 0		NEUTRAL		0- 3		0- 1		4- 0					
<hr/>															
6- 7	0- 0	0- 0		NON-CONFERENCE		0- 5		0- 2		6- 0					
1- 1	0- 0	0- 0		HOME		0- 0		0- 1		1- 0					
2- 2	0- 0	0- 0		AWAY		0- 2		0- 0		2- 0					
3- 4	0- 0	0- 0		NEUTRAL		0- 3		0- 1		3- 0					
<hr/>															
13- 0	0- 0	0- 0		CONFERENCE		0- 0		1- 0		12- 0					
8- 0	0- 0	0- 0		HOME		0- 0		1- 0		7- 0					
4- 0	0- 0	0- 0		AWAY		0- 0		0- 0		4- 0					
1- 0	0- 0	0- 0		NEUTRAL		0- 0		0- 0		1- 0					
<hr/>															
RPI	S	Opponent	Score	RPI	S	Opponent	Score	RPI	S	Opponent	Score				
				53 N Michigan				1	3	118 N Valparaiso	1	3			
				58 N Louisville				0	3	130 H Central Ark.	3	0			
				75 A Rice				1	3	146 H North Texas	0	3			
				86 N UMKC				1	3	179 A A&M-Corpus Christi	3	1			
				97 A Arkansas				0	3	182 H Sam Houston St.	3	2			
										199 A Houston Baptist	3	0			
										244 H Northwestern St.	3	0			
										253 H Incarnate Word	3	0			
										256 H Southeastern La.	3	0			
										259 N Texas Southern	3	0			
										261 A McNeese St.	3	0			
										266 H La.-Monroe	3	2			
										267 A Louisiana Tech	3	1			
										268 N Tennessee St.	3	0			
										274 A Nicholls St.	3	0			
										282 H Lamar	3	0			
										296 A South Dakota St.	3	2			
										302 H Abilene Christian	3	0			
										303 N Tex.-Pan American	3	1			
						320 H New Orleans	3	0							
						320 N New Orleans	3	0							
<hr/>															
				LAST 10 GAMES											
				130 H Central Ark.				3	0	256 H Southeastern La.				3	0
				282 H Lamar				3	0	199 A Houston Baptist				3	0
				182 H Sam Houston St.				3	2	179 A A&M-Corpus Christi				3	1
				244 H Northwestern St.				3	0	302 H Abilene Christian				3	0
				320 H New Orleans				3	0	253 H Incarnate Word				3	0

Non-Div. I Games:

Stephen F. Austin

Average RPI Win:	207	WON-LOST	WINNING	LAST 10	STRENGTH OF	OPP. STRENGTH	TEAM	ADJ	CONF.	ADJ CONF.	
Average RPI Loss:	107	RECORD	PCT. RANK	GAMES	SCHEDULE	OF SCHEDULE	RPI	RPI	RPI	RPI	
DIV. I ONLY	18- 8	.69231	66	6- 4	250	129	135	.51997	137	19	19
DIV. I NON-CONF.	11- 4	.73333	63	1- 0	226	105	103	.53987	108	21	21
<hr/>											
TOTALS	RPI 1-25	RPI 26-50		W-L RECORDS	RPI 51-100		RPI 101-150		RPI 150+		
18- 8	0- 0	1- 1		OVERALL	1- 4		2- 1		14- 2		
7- 5	0- 0	0- 1		HOME	0- 3		0- 0		7- 1		
8- 2	0- 0	1- 0		AWAY	1- 1		2- 1		4- 0		
3- 1	0- 0	0- 0		NEUTRAL	0- 0		0- 0		3- 1		
<hr/>											
11- 4	0- 0	1- 1		NON-CONFERENCE	0- 2		1- 0		9- 1		
5- 3	0- 0	0- 1		HOME	0- 2		0- 0		5- 0		
3- 0	0- 0	1- 0		AWAY	0- 0		1- 0		1- 0		
3- 1	0- 0	0- 0		NEUTRAL	0- 0		0- 0		3- 1		
<hr/>											
7- 4	0- 0	0- 0		CONFERENCE	1- 2		1- 1		5- 1		
2- 2	0- 0	0- 0		HOME	0- 1		0- 0		2- 1		
5- 2	0- 0	0- 0		AWAY	1- 1		1- 1		3- 0		
0- 0	0- 0	0- 0		NEUTRAL	0- 0		0- 0		0- 0		
<hr/>											
RPI S	Opponent	Score	RPI S	Opponent	Score	RPI S	Opponent	Score	RPI S	Opponent	Score
26 H	Alabama	0 3	64 H	UNI	2 3	106 A	Dayton	1 3			
33 A	Purdue	3 2	67 A	VCU	2 3	116 A	Missouri	3 2			
			67 H	VCU	1 3	147 A	Duquesne	3 2			
			68 A	George Washington	3 1	154 H	Rhode Island	3 1			
			71 H	Memphis	1 3	157 H	Indiana St.	3 1			
						175 N	Notre Dame	1 3			
						188 N	UTEP	3 0			
						217 H	Air Force	3 1			
						227 H	Southeast Mo. St.	3 0			
						228 H	Omaha	3 0			
						230 N	Eastern Ill.	3 1			
						258 A	George Mason	3 0			
						265 A	La Salle	3 0			
						275 A	Western Ill.	3 0			
						278 A	Davidson	3 0			
						278 H	Davidson	2 3			
						289 H	Canisius	3 1			
						298 H	Fordham	3 0			
						300 N	Morehead St.	3 0			
<hr/>											
LAST 10 GAMES											
67 A	VCU	2 3	157 H	Indiana St.	3 1						
278 A	Davidson	3 0	258 A	George Mason	3 0						
106 A	Dayton	1 3	68 A	George Washington	3 1						
298 H	Fordham	3 0	278 H	Davidson	2 3						
154 H	Rhode Island	3 1	67 H	VCU	1 3						

Non-Div. I Games:

Saint Louis

Average RPI Win:		154	WON-LOST RECORD		WINNING PCT. RANK	LAST 10 GAMES		STRENGTH OF SCHEDULE		OPP. STRENGTH OF SCHEDULE	TEAM RPI	ADJ RPI	CONF. RPI	ADJ CONF. RPI
Average RPI Loss:		99												
DIV. I ONLY			9- 12		.42857 209	4- 6		53		103	132	.51913 138	4	4
DIV. I NON-CONF.			5- 6		.45455 199	0- 0		43		208	116	.5293 122	4	4
<hr/>														
TOTALS		RPI 1-25		RPI 26-50		W-L RECORDS		RPI 51-100		RPI 101-150		RPI 150+		
9- 12		0- 2		0- 2		OVERALL		4- 4		0- 1		5- 3		
5- 3		0- 1		0- 1		HOME		0- 0		0- 1		5- 0		
2- 7		0- 1		0- 0		AWAY		2- 4		0- 0		0- 2		
2- 2		0- 0		0- 1		NEUTRAL		2- 0		0- 0		0- 1		
5- 6		0- 0		0- 1		NON-CONFERENCE		3- 2		0- 1		2- 2		
2- 1		0- 0		0- 0		HOME		0- 0		0- 1		2- 0		
1- 3		0- 0		0- 0		AWAY		1- 2		0- 0		0- 1		
2- 2		0- 0		0- 1		NEUTRAL		2- 0		0- 0		0- 1		
4- 6		0- 2		0- 1		CONFERENCE		1- 2		0- 0		3- 1		
3- 2		0- 1		0- 1		HOME		0- 0		0- 0		3- 0		
1- 4		0- 1		0- 0		AWAY		1- 2		0- 0		0- 1		
0- 0		0- 0		0- 0		NEUTRAL		0- 0		0- 0		0- 0		
RPI S	Opponent		Score		RPI S	Opponent		Score		RPI S	Opponent		Score	
6	A	North Carolina	0	3	39	H	Miami (FL)	0	3	52	A	Pittsburgh	0	3
20	H	Duke	0	3	50	N	Minnesota	2	3	58	A	Louisville	3	2
										65	A	LIU Brooklyn	2	3
										69	N	Temple	3	2
										70	A	Harvard	2	3
										87	A	North Carolina St.	1	3
										88	A	Yale	3	0
										94	N	Northern Ky.	3	0

Non-Div. I Games:

Boston College

[illegible]

Non-Div. I Games:

Southern Ill.

Average RPI Win:		230	WON-LOST RECORD		WINNING PCT. RANK		LAST 10 GAMES		STRENGTH OF SCHEDULE		OPP. STRENGTH OF SCHEDULE		TEAM RPI		ADJ RPI		CONF. RPI		ADJ CONF. RPI								
Average RPI Loss:		72																									
DIV. I ONLY			17- 10		.62963 102		5- 5		203		155		138		.51885 140		9		9								
DIV. I NON-CONF.			11- 4		.73333 63		0- 0		206		222		110		.5345 115		9		9								
TOTALS		RPI 1-25		RPI 26-50		W-L RECORDS		RPI 51-100		RPI 101-150		RPI 150+															
17- 10		0- 2		0- 2		OVERALL		2- 4		0- 0		15- 2															
9- 4		0- 1		0- 0		HOME		1- 2		0- 0		8- 1															
3- 5		0- 0		0- 2		AWAY		0- 2		0- 0		3- 1															
5- 1		0- 1		0- 0		NEUTRAL		1- 0		0- 0		4- 0															
11- 4		0- 1		0- 1		NON-CONFERENCE		1- 1		0- 0		10- 1															
5- 1		0- 0		0- 0		HOME		0- 0		0- 0		5- 1															
1- 2		0- 0		0- 1		AWAY		0- 1		0- 0		1- 0															
5- 1		0- 1		0- 0		NEUTRAL		1- 0		0- 0		4- 0															
6- 6		0- 1		0- 1		CONFERENCE		1- 3		0- 0		5- 1															
4- 3		0- 1		0- 0		HOME		1- 2		0- 0		3- 0															
2- 3		0- 0		0- 1		AWAY		0- 1		0- 0		2- 1															
0- 0		0- 0		0- 0		NEUTRAL		0- 0		0- 0		0- 0															
RPI	S	Opponent		Score		RPI	S	Opponent		Score		RPI	S	Opponent		Score											
7	N	Oregon		1	3	30	A	Hawaii		1	3	56	H	Xavier		1	3	156	A	Villanova	2	3					
21	H	Marquette		0	3	39	A	Creighton		0	3	63	A	Seton Hall		2	3	156	H	Villanova	3	0					
												63	H	Seton Hall		1	3	158	N	North Dakota St.	3	0					
												73	N	New Mexico		3	0	170	N	Kent St.	3	2					
												83	H	Butler		3	0	172	A	Georgetown	3	1					
												91	A	Towson		1	3	195	H	Dartmouth	2	3					
																		200	N	Army	3	1					
																		231	H	New Hampshire	3	0					
																		242	H	Fresno St.	3	1					
																		265	H	La Salle	3	0					
																		293	H	DePaul	3	0					
																		301	A	Providence	3	1					
																		301	H	Providence	3	0					
																		310	A	Bryant	3	0					
																		313	H	Saint Peter's	3	0					
																		322	H	St. Francis Brooklyn	3	0					
																		326	N	UMass Lowell	3	0					
						LAST 10 GAMES																					
						156 H Villanova						3	0	56 H Xavier						1	3						
						63 H Seton Hall						1	3	83 H Butler						3	0						
						301 A Providence						3	1	301 H Providence						3	0						
						172 A Georgetown						3	1	63 A Seton Hall						2	3						
						39 A Creighton						0	3	21 H Marquette						0	3						

Non-Div. I Games:

St. John's (NY)

Average RPI Win:	203	WON-LOST	WINNING	LAST 10	STRENGTH OF	OPP. STRENGTH	TEAM	ADJ	CONF.	ADJ CONF.	
Average RPI Loss:	113	RECORD	PCT. RANK	GAMES	SCHEDULE	OF SCHEDULE	RPI	RPI	RPI	RPI	
DIV. I ONLY	16- 11	.59259	128	3- 7	147	170	133	.51752	141	11	11
DIV. I NON-CONF.	11- 1	.91667	15	1- 1	182	247	53	.58804	56	12	12
<hr/>											
TOTALS	RPI 1-25	RPI 26-50		W-L RECORDS		RPI 51-100		RPI 101-150		RPI 150+	
16- 11	0- 0	0- 2		OVERALL		2- 4		2- 2		12- 3	
9- 4	0- 0	0- 1		HOME		1- 1		0- 1		8- 1	
3- 7	0- 0	0- 1		AWAY		1- 3		1- 1		1- 2	
4- 0	0- 0	0- 0		NEUTRAL		0- 0		1- 0		3- 0	
<hr/>											
11- 1	0- 0	0- 0		NON-CONFERENCE		1- 1		2- 0		8- 0	
5- 0	0- 0	0- 0		HOME		0- 0		0- 0		5- 0	
2- 1	0- 0	0- 0		AWAY		1- 1		1- 0		0- 0	
4- 0	0- 0	0- 0		NEUTRAL		0- 0		1- 0		3- 0	
<hr/>											
5- 10	0- 0	0- 2		CONFERENCE		1- 3		0- 2		4- 3	
4- 4	0- 0	0- 1		HOME		1- 1		0- 1		3- 1	
1- 6	0- 0	0- 1		AWAY		0- 2		0- 1		1- 2	
0- 0	0- 0	0- 0		NEUTRAL		0- 0		0- 0		0- 0	
<hr/>											
RPI S	Opponent	Score	RPI S	Opponent	Score	RPI S	Opponent	Score	RPI S	Opponent	Score
			45 A	UALR	0 3	51 A	Baylor	1 3	128 A	Texas St.	0 3
			45 H	UALR	1 3	62 A	Appalachian St.	1 3	128 H	Texas St.	2 3
						62 H	Appalachian St.	3 2	142 N	UC Davis	3 1
						75 A	Rice	3 2	148 A	Houston	3 0
						77 H	Arkansas St.	2 3	163 H	Southern Miss.	3 1
						80 A	Texas-Arlington	1 3	182 N	Sam Houston St.	3 0
									190 N	Oral Roberts	3 0
									203 A	Ga. Southern	1 3
									203 H	Ga. Southern	3 0
									205 H	South Ala.	2 3
									214 H	Troy	3 2
									223 A	Georgia St.	1 3
									223 H	Georgia St.	3 2
									242 N	Fresno St.	3 1
									244 H	Northwestern St.	3 1
									266 A	La.-Monroe	3 0
									274 H	Nicholls St.	3 0
									302 H	Abilene Christian	3 1
									311 H	Southern U.	3 0
<hr/>											
			LAST 10 GAMES								
			77 H	Arkansas St.	2 3	62 A	Appalachian St.	1 3			
			128 H	Texas St.	2 3	51 A	Baylor	1 3			
			302 H	Abilene Christian	3 1	214 H	Troy	3 2			
			223 A	Georgia St.	1 3	45 H	UALR	1 3			
			203 A	Ga. Southern	1 3	266 A	La.-Monroe	3 0			

Non-Div. I Games:

La.-Lafayette

Average RPI Win:	196	WON-LOST RECORD	WINNING PCT. RANK	LAST 10 GAMES	STRENGTH OF SCHEDULE	OPP. STRENGTH OF SCHEDULE	TEAM RPI	ADJ RPI	CONF. RPI	ADJ CONF. RPI	
Average RPI Loss:	92										
DIV. I ONLY	12- 11	.52174	162	7- 3	128	111	143	.51748	142	8	8
DIV. I NON-CONF.	5- 8	.38462	232	0- 0	130	124	201	.47798	196	7	7
<hr/>											
TOTALS	RPI 1-25	RPI 26-50		W-L RECORDS	RPI 51-100		RPI 101-150		RPI 150+		
12- 11	0- 1	1- 2		OVERALL	0- 3		2- 3		9- 2		
5- 1	0- 0	0- 1		HOME	0- 0		1- 0		4- 0		
6- 6	0- 1	1- 1		AWAY	0- 1		1- 2		4- 1		
1- 4	0- 0	0- 0		NEUTRAL	0- 2		0- 1		1- 1		
<hr/>											
5- 8	0- 1	0- 0		NON-CONFERENCE	0- 3		0- 2		5- 2		
2- 0	0- 0	0- 0		HOME	0- 0		0- 0		2- 0		
2- 4	0- 1	0- 0		AWAY	0- 1		0- 1		2- 1		
1- 4	0- 0	0- 0		NEUTRAL	0- 2		0- 1		1- 1		
<hr/>											
7- 3	0- 0	1- 2		CONFERENCE	0- 0		2- 1		4- 0		
3- 1	0- 0	0- 1		HOME	0- 0		1- 0		2- 0		
4- 2	0- 0	1- 1		AWAY	0- 0		1- 1		2- 0		
0- 0	0- 0	0- 0		NEUTRAL	0- 0		0- 0		0- 0		
<hr/>											
RPI S	Opponent	Score		RPI S	Opponent	Score		RPI S	Opponent	Score	
4 A	Washington	0 3		30 H	Hawaii	0 3		55 N	Wyoming	1 3	
				31 A	Long Beach St.	1 3		57 N	UNLV	0 3	
				36 A	CSUN	3 2		75 A	Rice	0 3	

Non-Div. I Games:

UC Davis

Average RPI Win:	190	WON-LOST	WINNING	LAST 10	STRENGTH OF	OPP. STRENGTH	TEAM	ADJ	CONF.	ADJ CONF.	
Average RPI Loss:	96	RECORD	PCT. RANK	GAMES	SCHEDULE	OF SCHEDULE	RPI	RPI	RPI	RPI	
DIV. I ONLY	13- 11	.54167	150	3- 7	104	143	131	.51673	143	7	7
DIV. I NON-CONF.	8- 4	.66667	89	0- 0	172	226	118	.5273	127	8	8
<hr/>											
TOTALS	RPI 1-25	RPI 26-50		W-L RECORDS	RPI 51-100		RPI 101-150		RPI 150+		
13- 11	0- 0	0- 2		OVERALL	1- 6		3- 0		9- 3		
6- 6	0- 0	0- 2		HOME	1- 2		2- 0		3- 2		
4- 4	0- 0	0- 0		AWAY	0- 3		1- 0		3- 1		
3- 1	0- 0	0- 0		NEUTRAL	0- 1		0- 0		3- 0		
<hr/>											
8- 4	0- 0	0- 0		NON-CONFERENCE	0- 3		2- 0		6- 1		
4- 1	0- 0	0- 0		HOME	0- 0		2- 0		2- 1		
1- 2	0- 0	0- 0		AWAY	0- 2		0- 0		1- 0		
3- 1	0- 0	0- 0		NEUTRAL	0- 1		0- 0		3- 0		
<hr/>											
5- 7	0- 0	0- 2		CONFERENCE	1- 3		1- 0		3- 2		
2- 5	0- 0	0- 2		HOME	1- 2		0- 0		1- 1		
3- 2	0- 0	0- 0		AWAY	0- 1		1- 0		2- 1		
0- 0	0- 0	0- 0		NEUTRAL	0- 0		0- 0		0- 0		
<hr/>											
RPI S	Opponent	Score	RPI S	Opponent	Score	RPI S	Opponent	Score	RPI S	Opponent	Score
			29 H	UCF	0 3	56 A	Xavier	0 3	113 H	UC Irvine	3 0
			46 H	SMU	1 3	58 A	Louisville	0 3	147 H	Duquesne	3 1
						62 N	Appalachian St.	1 3	148 A	Houston	3 2
						69 A	Temple	0 3	153 H	South Fla.	3 2
						69 H	Temple	1 3	154 A	Rhode Island	3 1
						71 H	Memphis	1 3	168 A	UConn	3 1
						74 H	Tulsa	3 0	168 H	UConn	2 3
									178 N	Rutgers	3 1
									180 A	Tulane	3 1
									181 A	East Carolina	2 3
									251 H	Central Mich.	1 3
									268 H	Tennessee St.	3 1
									268 N	Tennessee St.	3 1
									299 H	Charleston So.	3 1
									315 N	NJIT	3 0
<hr/>											
LAST 10 GAMES											
			69 H	Temple	1 3	153 H	South Fla.	3 2			
			168 H	UConn	2 3	168 A	UConn	3 1			
			181 A	East Carolina	2 3	69 A	Temple	0 3			
			71 H	Memphis	1 3	74 H	Tulsa	3 0			
			29 H	UCF	0 3	46 H	SMU	1 3			

Non-Div. I Games:

Cincinnati

Oakland

Oakland

[illegible]

Non-Div. I Games:

Maryland

Average RPI Win: 222		WON-LOST RECORD		WINNING PCT. RANK		LAST 10 GAMES		STRENGTH OF SCHEDULE		OPP. STRENGTH OF SCHEDULE		TEAM RPI		ADJ RPI		CONF. RPI		ADJ CONF. RPI	
DIV. I ONLY		17- 9		.65385 87		7- 3		242		178		147		.50935 146		15		15	
DIV. I NON-CONF.		9- 4		.69231 85		0- 0		264		202		144		.5091 148		13		13	
TOTALS		RPI 1-25		RPI 26-50		W-L RECORDS		RPI 51-100		RPI 101-150		RPI 150+							
17- 9		0- 0		0- 2		OVERALL		1- 3		3- 1		13- 3							
9- 3		0- 0		0- 0		HOME		0- 1		1- 1		8- 1							
6- 4		0- 0		0- 2		AWAY		0- 1		2- 0		4- 1							
2- 2		0- 0		0- 0		NEUTRAL		1- 1		0- 0		1- 1							
9- 4		0- 0		0- 1		NON-CONFERENCE		1- 1		2- 1		6- 1							
5- 1		0- 0		0- 0		HOME		0- 0		0- 1		5- 0							
2- 1		0- 0		0- 1		AWAY		0- 0		2- 0		0- 0							
2- 2		0- 0		0- 0		NEUTRAL		1- 1		0- 0		1- 1							
8- 5		0- 0		0- 1		CONFERENCE		0- 2		1- 0		7- 2							
4- 2		0- 0		0- 0		HOME		0- 1		1- 0		3- 1							
4- 3		0- 0		0- 1		AWAY		0- 1		0- 0		4- 1							
0- 0		0- 0		0- 0		NEUTRAL		0- 0		0- 0		0- 0							
RPI	S	Opponent		Score		RPI	S	Opponent		Score		RPI	S	Opponent		Score			
27	A	Kansas		0	3	72	A	UTSA		0	3	116	H	Missouri		2	3		
44	A	Western Ky.		1	3	75	H	Rice		1	3	122	H	Fla. Atlantic		3	1		
						90	N	Wichita St.		3	2	128	A	Texas St.		3	0		
						97	N	Arkansas		1	3	136	A	Stephen F. Austin		3	0		
												163	A	Southern Miss.		1	3		
												167	H	Marshall		3	2		
												188	A	UTEP		3	2		
												193	N	Cleveland St.		2	3		
												204	H	Charlotte		1	3		
												213	H	Utah Valley		3	1		
												220	A	Middle Tenn.		3	2		
												241	A	UAB		3	0		
												244	H	Northwestern St.		3	2		
												246	H	FIU		3	0		
												267	A	Louisiana Tech		3	0		
												267	H	Louisiana Tech		3	0		
												302	H	Abilene Christian		3	1		
												302	N	Abilene Christian		3	0		
												312	H	Jackson St.		3	0		
												328	H	Mississippi Val.		3	0		
LAST 10 GAMES																			
241	A	UAB		3	0	204	H	Charlotte		1	3								
220	A	Middle Tenn.		3	2	44	A	Western Ky.		1	3								
246	H	FIU		3	0	163	A	Southern Miss.		1	3								
122	H	Fla. Atlantic		3	1	167	H	Marshall		3	2								
267	A	Louisiana Tech		3	0	267	H	Louisiana Tech		3	0								

Non-Div. I Games:

North Texas

Average RPI Win:	225	WON-LOST	WINNING	LAST 10	STRENGTH OF	OPP. STRENGTH	TEAM	ADJ	CONF.	ADJ CONF.	
Average RPI Loss:	114	RECORD	PCT. RANK	GAMES	SCHEDULE	OF SCHEDULE	RPI	RPI	RPI	RPI	
DIV. I ONLY	15- 9	.625	105	9- 1	243	182	152	.50733	147	19	19
DIV. I NON-CONF.	7- 6	.53846	147	1- 0	243	159	187	.48326	183	21	21
<hr/>											
TOTALS	RPI 1-25	RPI 26-50		W-L RECORDS	RPI 51-100		RPI 101-150		RPI 150+		
15- 9	0- 0	0- 1		OVERALL	2- 2		1- 4		12- 2		
9- 2	0- 0	0- 0		HOME	1- 0		1- 2		7- 0		
4- 4	0- 0	0- 0		AWAY	1- 2		0- 1		3- 1		
2- 3	0- 0	0- 1		NEUTRAL	0- 0		0- 1		2- 1		
<hr/>											
7- 6	0- 0	0- 1		NON-CONFERENCE	0- 2		1- 2		6- 1		
4- 0	0- 0	0- 0		HOME	0- 0		1- 0		3- 0		
1- 3	0- 0	0- 0		AWAY	0- 2		0- 1		1- 0		
2- 3	0- 0	0- 1		NEUTRAL	0- 0		0- 1		2- 1		
<hr/>											
8- 3	0- 0	0- 0		CONFERENCE	2- 0		0- 2		6- 1		
5- 2	0- 0	0- 0		HOME	1- 0		0- 2		4- 0		
3- 1	0- 0	0- 0		AWAY	1- 0		0- 0		2- 1		
0- 0	0- 0	0- 0		NEUTRAL	0- 0		0- 0		0- 0		
<hr/>											
RPI	S	Opponent	Score	RPI	S	Opponent	Score	RPI	S	Opponent	Score
50	N	Minnesota	0 3	52	A	Pittsburgh	0 3	106	H	Dayton	1 3
				56	A	Xavier	2 3	113	N	UC Irvine	1 3
				67	A	VCU	3 1	135	H	Youngstown St.	3 2
				68	H	George Washington	3 2	137	H	Saint Louis	2 3
								143	A	Cincinnati	1 3
								154	A	Rhode Island	2 3
								154	H	Rhode Island	3 0
								157	H	Indiana St.	3 1
								216	N	IPFW	0 3
								229	H	Robert Morris	3 1
								258	H	George Mason	3 0
								262	N	Niagara	3 0
								265	H	La Salle	3 0
								277	A	Toledo	3 1
								278	A	Davidson	3 0
								298	A	Fordham	3 0
								298	H	Fordham	3 0
								308	N	Norfolk St.	3 0
								326	H	UMass Lowell	3 0
<hr/>											
LAST 10 GAMES											
298	H	Fordham	3 0	229	H	Robert Morris	3 1				
154	H	Rhode Island	3 0	67	A	VCU	3 1				
68	H	George Washington	3 2	278	A	Davidson	3 0				
258	H	George Mason	3 0	154	A	Rhode Island	2 3				
265	H	La Salle	3 0	298	A	Fordham	3 0				

Non-Div. I Games:

Duquesne

Average RPI Win: 205		WON-LOST	WINNING	LAST 10	STRENGTH OF		OPP. STRENGTH	TEAM	ADJ	CONF.	ADJ CONF.
Average RPI Loss: 97		RECORD	PCT. RANK	GAMES	SCHEDULE		OF SCHEDULE	RPI	RPI	RPI	RPI
DIV. I ONLY		11- 13	.45833	187	2- 8		87	149	149	.5048	148
DIV. I NON-CONF.		8- 4	.66667	89	0- 0		165	255	121	.5304	120
TOTALS		RPI 1-25	RPI 26-50		W-L RECORDS		RPI 51-100		RPI 101-150		RPI 150+
11- 13	0- 0	0- 3		OVERALL		1- 5		0- 3		10- 2	
6- 7	0- 0	0- 1		HOME		1- 2		0- 3		5- 1	
3- 5	0- 0	0- 2		AWAY		0- 2		0- 0		3- 1	
2- 1	0- 0	0- 0		NEUTRAL		0- 1		0- 0		2- 0	
8- 4	0- 0	0- 0		NON-CONFERENCE		0- 2		0- 2		8- 0	
4- 2	0- 0	0- 0		HOME		0- 0		0- 2		4- 0	
2- 1	0- 0	0- 0		AWAY		0- 1		0- 0		2- 0	
2- 1	0- 0	0- 0		NEUTRAL		0- 1		0- 0		2- 0	
3- 9	0- 0	0- 3		CONFERENCE		1- 3		0- 1		2- 2	
2- 5	0- 0	0- 1		HOME		1- 2		0- 1		1- 1	
1- 4	0- 0	0- 2		AWAY		0- 1		0- 0		1- 1	
0- 0	0- 0	0- 0		NEUTRAL		0- 0		0- 0		0- 0	
RPI S	Opponent	Score	RPI S	Opponent	Score	RPI S	Opponent	Score	RPI S	Opponent	Score
			29 A	UCF	0 3	69 H	Temple	1 3	128 H	Texas St.	1 3
			46 A	SMU	1 3	71 H	Memphis	3 1	141 H	La.-Lafayette	0 3
			46 H	SMU	0 3	72 A	UTSA	1 3	143 H	Cincinnati	2 3
						74 A	Tulsa	2 3	152 H	Wake Forest	3 2
						74 H	Tulsa	1 3	153 A	South Fla.	3 1
						80 N	Texas-Arlington	0 3	168 H	UConn	3 2
									179 A	A&M-Corpus Christi	3 2
									180 A	Tulane	1 3
									181 H	East Carolina	2 3
									182 H	Sam Houston St.	3 2
									190 H	Oral Roberts	3 1
									261 A	McNeese St.	3 1
									282 H	Lamar	3 0
									303 N	Tex.-Pan American	3 0
									312 N	Jackson St.	3 0
LAST 10 GAMES											
			46 H	SMU	0 3	69 H	Temple	1 3			
			74 H	Tulsa	1 3	74 A	Tulsa	2 3			
			153 A	South Fla.	3 1	46 A	SMU	1 3			
			29 A	UCF	0 3	181 H	East Carolina	2 3			
			168 H	UConn	3 2	180 A	Tulane	1 3			

Non-Div. I Games:

Houston

M
a
r
i
s
t

Marist





















Idaho

Idaho

Average RPI Win:	206	WON-LOST	WINNING	LAST 10	STRENGTH OF	OPP. STRENGTH	TEAM	ADJ	CONF.	ADJ CONF.	
Average RPI Loss:	141	RECORD	PCT. RANK	GAMES	SCHEDULE	OF SCHEDULE	RPI	RPI	RPI	RPI	
DIV. I ONLY	17- 10	.62963	102	6- 4	216	160	145	.50418	151	20	21
DIV. I NON-CONF.	10- 6	.625	115	1- 0	269	89	158	.49547	169	22	22
<hr/>											
TOTALS	RPI 1-25	RPI 26-50		W-L RECORDS		RPI 51-100		RPI 101-150		RPI 150+	
17- 10	0- 0	0- 0		OVERALL		3- 3		0- 3		14- 4	
8- 4	0- 0	0- 0		HOME		2- 2		0- 0		6- 2	
4- 4	0- 0	0- 0		AWAY		1- 0		0- 3		3- 1	
5- 2	0- 0	0- 0		NEUTRAL		0- 1		0- 0		5- 1	
<hr/>											
10- 6	0- 0	0- 0		NON-CONFERENCE		1- 3		0- 1		9- 2	
3- 2	0- 0	0- 0		HOME		1- 2		0- 0		2- 0	
2- 2	0- 0	0- 0		AWAY		0- 0		0- 1		2- 1	
5- 2	0- 0	0- 0		NEUTRAL		0- 1		0- 0		5- 1	
<hr/>											
7- 4	0- 0	0- 0		CONFERENCE		2- 0		0- 2		5- 2	
5- 2	0- 0	0- 0		HOME		1- 0		0- 0		4- 2	
2- 2	0- 0	0- 0		AWAY		1- 0		0- 2		1- 0	
0- 0	0- 0	0- 0		NEUTRAL		0- 0		0- 0		0- 0	
<hr/>											
RPI S	Opponent	Score	RPI S	Opponent	Score	RPI S	Opponent	Score	RPI S	Opponent	Score
						76 H	Clemson	1 3	101 A	Auburn	2 3
						81 H	Furman	3 2	107 A	Liberty	0 3
						82 H	South Carolina	0 3	110 A	Radford	0 3
						85 A	Coastal Caro.	3 1	152 A	Wake Forest	3 1
						85 H	Coastal Caro.	3 1	153 N	South Fla.	3 2
						100 N	California	1 3	178 N	Rutgers	3 0
									183 N	Western Caro.	3 0
									186 H	Presbyterian	2 3
									204 A	Charlotte	3 2
									212 H	High Point	0 3
									214 N	Troy	3 1
									217 A	Air Force	0 3
									219 N	SIUE	1 3
									225 H	Campbell	3 1
									236 H	Gardner-Webb	3 1
									260 H	USC Upstate	3 0
									276 N	Elon	3 0
									278 H	Davidson	3 0
									294 H	UNC Asheville	3 1
									299 A	Charleston So.	3 1
			299 H	Charleston So.	3 0						
			LAST 10 GAMES								
			299 H	Charleston So.	3 0	212 H	High Point	0 3			
			85 H	Coastal Caro.	3 1	236 H	Gardner-Webb	3 1			
			107 A	Liberty	0 3	294 H	UNC Asheville	3 1			
			110 A	Radford	0 3	186 H	Presbyterian	2 3			
			225 H	Campbell	3 1	260 H	USC Upstate	3 0			

Non-Div. I Games:

Winthrop

Average RPI Win:		206	WON-LOST	WINNING	LAST 10	STRENGTH OF		OPP. STRENGTH	TEAM	ADJ	CONF.	ADJ CONF.
Average RPI Loss:		85	RECORD	PCT. RANK	GAMES	SCHEDULE		OF SCHEDULE	RPI	RPI	RPI	RPI
DIV. I ONLY			12- 12	.5 167	2- 8	164		73	153	.50337	152	4 4
DIV. I NON-CONF.			10- 4	.71429 74	0- 0	276		182	139	.5142	138	4 4
TOTALS		RPI 1-25	RPI 26-50		W-L RECORDS	RPI 51-100		RPI 101-150		RPI 150+		
12- 12	0- 4	0- 2		OVERALL		2- 0		1- 4		9- 2		
8- 5	0- 3	0- 1		HOME		2- 0		0- 0		6- 1		
0- 7	0- 1	0- 1		AWAY		0- 0		0- 4		0- 1		
4- 0	0- 0	0- 0		NEUTRAL		0- 0		1- 0		3- 0		
10- 4	0- 1	0- 0		NON-CONFERENCE		0- 0		1- 2		9- 1		
6- 2	0- 1	0- 0		HOME		0- 0		0- 0		6- 1		
0- 2	0- 0	0- 0		AWAY		0- 0		0- 2		0- 0		
4- 0	0- 0	0- 0		NEUTRAL		0- 0		1- 0		3- 0		
2- 8	0- 3	0- 2		CONFERENCE		2- 0		0- 2		0- 1		
2- 3	0- 2	0- 1		HOME		2- 0		0- 0		0- 0		
0- 5	0- 1	0- 1		AWAY		0- 0		0- 2		0- 1		
0- 0	0- 0	0- 0		NEUTRAL		0- 0		0- 0		0- 0		
RPI S	Opponent	Score	RPI S	Opponent	Score	RPI S	Opponent	Score	RPI S	Opponent	Score	
2 H	Florida St.	1 	39 H	Miami (FL)	0 	61 H	Virginia Tech	3 2	115 A	Georgia Tech	2 	
19 H	Oklahoma	0 	49 A	Virginia	1 	87 H	North Carolina St.	3 2	120 A	Col. of Charleston	2 	
20 A	Duke	0 							128 N	Texas St.	3 1	
20 H	Duke	0 							138 A	Boston College	1 	
									148 A	Houston	2 	
									151 H	Winthrop	1 	
									174 N	Stetson	3 0	
									183 H	Western Caro.	3 1	
									186 H	Presbyterian	3 1	
									192 N	Cal St. Fullerton	3 2	
									201 A	Syracuse	0 	
									276 H	Elon	3 1	
									278 H	Davidson	3 1	
									282 N	Lamar	3 0	
									292 H	Wofford	3 0	
									327 H	N.C. Central	3 0	
LAST 10 GAMES												
20 A	Duke	0 	20 H	Duke	0 							
2 H	Florida St.	1 	115 A	Georgia Tech	2 							
39 H	Miami (FL)	0 	87 H	North Carolina St.	3 2							
201 A	Syracuse	0 	49 A	Virginia	1 							
138 A	Boston College	1 	61 H	Virginia Tech	3 2							

Non-Div. I Games:

Wake Forest

Average RPI Win:		187	WON-LOST RECORD		WINNING PCT. RANK		LAST 10 GAMES		STRENGTH OF SCHEDULE		OPP. STRENGTH OF SCHEDULE		TEAM RPI		ADJ RPI		CONF. RPI		ADJ CONF. RPI					
DIV. I ONLY			10- 14		.41667 215		3- 7		85		100		154		.50167 153		7 7							
DIV. I NON-CONF.			6- 6		.5 163		0- 0		159		110		161		.50041 159		8 8							
TOTALS		RPI 1-25		RPI 26-50		W-L RECORDS		RPI 51-100		RPI 101-150		RPI 150+												
10- 14		0- 1		0- 5		OVERALL		1- 3		1- 2		8- 3												
5- 4		0- 0		0- 1		HOME		0- 1		0- 1		5- 1												
2- 7		0- 0		0- 3		AWAY		1- 2		1- 1		0- 1												
3- 3		0- 1		0- 1		NEUTRAL		0- 0		0- 0		3- 1												
6- 6		0- 1		0- 2		NON-CONFERENCE		0- 1		1- 0		5- 2												
2- 1		0- 0		0- 0		HOME		0- 0		0- 0		2- 1												
1- 2		0- 0		0- 1		AWAY		0- 1		1- 0		0- 0												
3- 3		0- 1		0- 1		NEUTRAL		0- 0		0- 0		3- 1												
4- 8		0- 0		0- 3		CONFERENCE		1- 2		0- 2		3- 1												
3- 3		0- 0		0- 1		HOME		0- 1		0- 1		3- 0												
1- 5		0- 0		0- 2		AWAY		1- 1		0- 1		0- 1												
0- 0		0- 0		0- 0		NEUTRAL		0- 0		0- 0		0- 0												
RPI	S	Opponent		Score		RPI	S	Opponent		Score		RPI	S	Opponent		Score								
25	N	LSU		1	3	29	A	UCF		2	3	52	A	Pittsburgh		1	3	101	A	Auburn		3	2	
						29	H	UCF		1	3	69	H	Temple		0	3	143	A	Cincinnati		2	3	
						33	A	Purdue		0	3	71	A	Memphis		0	3	148	H	Houston		1	3	
						34	N	San Diego		0	3	74	A	Tulsa		3	1	151	N	Winthrop		2	3	
						46	A	SMU		0	3							159	N	Delaware		3	2	
																		168	H	UConn		3	1	
																		171	H	Buffalo		3	2	
																		180	H	Tulane		3	0	
																		181	A	East Carolina		1	3	
																		181	H	East Carolina		3	1	
																		214	N	Troy		3	1	
																		246	H	FIU		1	3	
																		291	N	Sacred Heart		3	0	
																		331	H	South Carolina St.		3	0	
LAST 10 GAMES																								
						181	H	East Carolina		3	1	143	A	Cincinnati		2	3							
						29	A	UCF		2	3	181	A	East Carolina		1	3							
						148	H	Houston		1	3	29	H	UCF		1	3							
						180	H	Tulane		3	0	69	H	Temple		0	3							
						71	A	Memphis		0	3	168	H	UConn		3	1							

Non-Div. I Games:

South Fla.

Average RPI Win: 235		WON-LOST	WINNING	LAST 10	STRENGTH OF		OPP. STRENGTH	TEAM	ADJ	CONF.	ADJ CONF.	
Average RPI Loss: 145		RECORD	PCT. RANK	GAMES	SCHEDULE		OF SCHEDULE	RPI	RPI	RPI	RPI	
DIV. I ONLY		16- 8	.66667	74	265		228	150	.5006	154	19	
DIV. I NON-CONF.		9- 4	.69231	85	294		253	167	.49002	174	21	
<hr/>												
TOTALS		RPI 1-25		RPI 26-50		W-L RECORDS		RPI 51-100		RPI 101-150		RPI 150+
16- 8		0- 0		0- 0		OVERALL		1- 1		1- 5		14- 2
6- 1		0- 0		0- 0		HOME		1- 0		1- 1		4- 0
6- 5		0- 0		0- 0		AWAY		0- 1		0- 3		6- 1
4- 2		0- 0		0- 0		NEUTRAL		0- 0		0- 1		4- 1
9- 4		0- 0		0- 0		NON-CONFERENCE		0- 0		0- 2		9- 2
2- 1		0- 0		0- 0		HOME		0- 0		0- 1		2- 0
3- 1		0- 0		0- 0		AWAY		0- 0		0- 0		3- 1
4- 2		0- 0		0- 0		NEUTRAL		0- 0		0- 1		4- 1
7- 4		0- 0		0- 0		CONFERENCE		1- 1		1- 3		5- 0
4- 0		0- 0		0- 0		HOME		1- 0		1- 0		2- 0
3- 4		0- 0		0- 0		AWAY		0- 1		0- 3		3- 0
0- 0		0- 0		0- 0		NEUTRAL		0- 0		0- 0		0- 0
RPI S	Opponent	Score	RPI S	Opponent	Score	RPI S	Opponent	Score	RPI S	Opponent	Score	
						67 H	VCU	3 2	106 A	Dayton	0 3	
						68 A	George Washington	2 3	126 N	New Mexico St.	0 3	
									137 A	Saint Louis	1 3	
									143 H	Cincinnati	1 3	
									147 A	Duquesne	0 3	
									147 H	Duquesne	3 2	
									159 A	Delaware	3 0	
									178 H	Rutgers	3 0	
									189 A	Northeastern	3 1	
									196 N	Loyola Chicago	3 0	
									202 N	Brown	1 3	
									231 A	New Hampshire	2 3	
									258 A	George Mason	3 1	
									264 N	Hartford	3 0	
									265 A	La Salle	3 0	
									265 H	La Salle	3 0	
									278 H	Davidson	3 0	
									284 N	Albany (NY)	3 2	
									291 A	Sacred Heart	3 0	
									298 A	Fordham	3 0	
									307 N	Iona	3 0	
									315 H	NJIT	3 0	
			LAST 10 GAMES									
			265 A	La Salle	3 0	137 A	Saint Louis	1 3				
			147 A	Duquesne	0 3	298 A	Fordham	3 0				
			278 H	Davidson	3 0	147 H	Duquesne	3 2				
			67 H	VCU	3 2	265 H	La Salle	3 0				
			106 A	Dayton	0 3	258 A	George Mason	3 1				

Non-Div. I Games:

Rhode Island

Average RPI Win:	209	WON-LOST	WINNING	LAST 10	STRENGTH OF	OPP. STRENGTH	TEAM	ADJ	CONF.	ADJ CONF.		
Average RPI Loss:	68	RECORD	PCT. RANK	GAMES	SCHEDULE	OF SCHEDULE	RPI	RPI	RPI	RPI		
DIV. I ONLY		9- 15	.375	238	3- 7	73	91	162	.49983	155	6	6
DIV. I NON-CONF.		5- 7	.41667	214	0- 0	135	127	184	.48472	179	6	6
<hr/>												
TOTALS	RPI 1-25	RPI 26-50		W-L RECORDS		RPI 51-100		RPI 101-150		RPI 150+		
9- 15	0- 1	0- 8		OVERALL		1- 2		1- 3		7- 1		
4- 5	0- 0	0- 3		HOME		1- 0		0- 1		3- 1		
2- 7	0- 0	0- 5		AWAY		0- 1		0- 1		2- 0		
3- 3	0- 1	0- 0		NEUTRAL		0- 1		1- 1		2- 0		
<hr/>												
5- 7	0- 1	0- 2		NON-CONFERENCE		0- 1		1- 2		4- 1		
2- 1	0- 0	0- 0		HOME		0- 0		0- 0		2- 1		
0- 3	0- 0	0- 2		AWAY		0- 0		0- 1		0- 0		
3- 3	0- 1	0- 0		NEUTRAL		0- 1		1- 1		2- 0		
<hr/>												
4- 8	0- 0	0- 6		CONFERENCE		1- 1		0- 1		3- 0		
2- 4	0- 0	0- 3		HOME		1- 0		0- 1		1- 0		
2- 4	0- 0	0- 3		AWAY		0- 1		0- 0		2- 0		
0- 0	0- 0	0- 0		NEUTRAL		0- 0		0- 0		0- 0		
<hr/>												
RPI S	Opponent	Score	RPI S	Opponent	Score	RPI S	Opponent	Score	RPI S	Opponent	Score	
13 N	Colorado St.	0 3	28 A	BYU	1 3	78 A	Gonzaga	1 3	103 H	San Francisco	1 3	
			28 H	BYU	0 3	78 H	Gonzaga	3 0	113 A	UC Irvine	2 3	
			32 A	Arizona St.	0 3	90 N	Wichita St.	1 3	123 N	Utah St.	3 2	
			34 A	San Diego	0 3				150 N	Idaho	1 3	
			37 H	Santa Clara	1 3				160 A	St. Mary's (CA)	3 2	
			39 A	Creighton	1 3				190 H	Oral Roberts	1 3	
			43 H	Loyola Marymount	0 3				205 H	South Ala.	3 0	
			48 A	Pacific	0 3				243 N	Bowling Green	3 0	
									247 H	Nevada	3 2	
									248 A	Portland	3 1	
									248 H	Portland	3 0	
									327 N	N.C. Central	3 0	
<hr/>												
LAST 10 GAMES												
			78 H	Gonzaga	3 0	37 H	Santa Clara	1 3				
			248 H	Portland	3 0	43 H	Loyola Marymount	0 3				
			28 A	BYU	1 3	248 A	Portland	3 1				
			34 A	San Diego	0 3	78 A	Gonzaga	1 3				
			103 H	San Francisco	1 3	28 H	BYU	0 3				

Non-Div. I Games:

Pepperdine

Average RPI Win:		231	WON-LOST		WINNING		LAST 10		STRENGTH OF		OPP. STRENGTH		TEAM	ADJ		CONF.		ADJ CONF.						
Average RPI Loss:		73	RECORD		PCT. RANK		GAMES		SCHEDULE		OF SCHEDULE		RPI	RPI		RPI		RPI						
DIV. I ONLY			12- 16		.42857		209		3- 7		116		109		164		.49809		156		9		9	
DIV. I NON-CONF.			7- 8		.46667		180		0- 0		110		108		149		.50894		149		9		9	
TOTALS		RPI 1-25		RPI 26-50				W-L RECORDS				RPI 51-100				RPI 101-150				RPI 150+				
12- 16		0- 2		0- 3				OVERALL				0- 8				2- 2				10- 1				
4- 8		0- 1		0- 2				HOME				0- 5				1- 0				3- 0				
5- 6		0- 1		0- 1				AWAY				0- 2				1- 2				4- 0				
3- 2		0- 0		0- 0				NEUTRAL				0- 1				0- 0				3- 1				
7- 8		0- 1		0- 2				NON-CONFERENCE				0- 3				1- 1				6- 1				
1- 4		0- 1		0- 1				HOME				0- 2				0- 0				1- 0				
3- 2		0- 0		0- 1				AWAY				0- 0				1- 1				2- 0				
3- 2		0- 0		0- 0				NEUTRAL				0- 1				0- 0				3- 1				
5- 8		0- 1		0- 1				CONFERENCE				0- 5				1- 1				4- 0				
3- 4		0- 0		0- 1				HOME				0- 3				1- 0				2- 0				
2- 4		0- 1		0- 0				AWAY				0- 2				0- 1				2- 0				
0- 0		0- 0		0- 0				NEUTRAL				0- 0				0- 0				0- 0				
RPI	S	Opponent		Score		RPI	S	Opponent		Score		RPI	S	Opponent		Score		RPI	S	Opponent		Score		
8	H	Penn St.		0	3	27	H	Kansas		0	3	56	A	Xavier		0	3	108	A	San Diego St.		1	3	
21	A	Marquette		0	3	34	A	San Diego		0	3	56	H	Xavier		0	3	134	A	James Madison		3	0	
						39	H	Creighton		1	3	63	H	Seton Hall		1	3	140	A	St. John's (NY)		0	3	
												69	N	Temple		0	3	140	H	St. John's (NY)		3	2	
												83	A	Butler		0	3	159	A	Delaware		3	1	
												83	H	Butler		0	3	172	H	Georgetown		3	1	
												88	H	Yale		0	3	187	A	Penn		3	0	
												96	H	American		0	3	192	N	Cal St. Fullerton		1	3	
																		210	H	Lehigh		3	0	
																		265	N	La Salle		3	1	
																		293	A	DePaul		3	1	
																		299	N	Charleston So.		3	0	
																		301	A	Providence		3	0	
																		301	H	Providence		3	0	
																		308	N	Norfolk St.		3	0	
LAST 10 GAMES																								
140 A St. John's (NY)						0	3	21 A Marquette						0	3									
301 A Providence						3	0	39 H Creighton						1	3									
56 H Xavier						0	3	172 H Georgetown						3	1									
83 H Butler						0	3	83 A Butler						0	3									
293 A DePaul						3	1	56 A Xavier						0	3									

Non-Div. I Games:

Villanova

Average RPI Win:	236	WON-LOST	WINNING	LAST 10	STRENGTH OF	OPP. STRENGTH	TEAM	ADJ	CONF.	ADJ CONF.	
Average RPI Loss:	114	RECORD	PCT. RANK	GAMES	SCHEDULE	OF SCHEDULE	RPI	RPI	RPI	RPI	
DIV. I ONLY	15- 9	.625	105	6- 4	247	237	160	.49798	157	13	12
DIV. I NON-CONF.	8- 4	.66667	89	0- 1	297	314	196	.47787	197	10	10
<hr/>											
TOTALS	RPI 1-25	RPI 26-50		W-L RECORDS		RPI 51-100		RPI 101-150		RPI 150+	
15- 9	0- 0	0- 2		OVERALL		1- 2		1- 4		13- 1	
8- 1	0- 0	0- 1		HOME		1- 0		1- 0		6- 0	
5- 7	0- 0	0- 1		AWAY		0- 2		0- 3		5- 1	
2- 1	0- 0	0- 0		NEUTRAL		0- 0		0- 1		2- 0	
<hr/>											
8- 4	0- 0	0- 0		NON-CONFERENCE		0- 0		0- 3		8- 1	
4- 0	0- 0	0- 0		HOME		0- 0		0- 0		4- 0	
2- 3	0- 0	0- 0		AWAY		0- 0		0- 2		2- 1	
2- 1	0- 0	0- 0		NEUTRAL		0- 0		0- 1		2- 0	
<hr/>											
7- 5	0- 0	0- 2		CONFERENCE		1- 2		1- 1		5- 0	
4- 1	0- 0	0- 1		HOME		1- 0		1- 0		2- 0	
3- 4	0- 0	0- 1		AWAY		0- 2		0- 1		3- 0	
0- 0	0- 0	0- 0		NEUTRAL		0- 0		0- 0		0- 0	
<hr/>											
RPI S	Opponent	Score	RPI S	Opponent	Score	RPI S	Opponent	Score	RPI S	Opponent	Score
			42 A	Illinois St.	0 3	64 H	UNI	3 1	135 N	Youngstown St.	1 3
			42 H	Illinois St.	0 3	79 A	Missouri St.	2 3	137 A	Saint Louis	1 3
						90 A	Wichita St.	0 3	139 A	Southern Ill.	1 3
									139 H	Southern Ill.	3 2
									147 A	Duquesne	1 3
									165 A	IUPUI	3 2
									196 A	Loyola Chicago	3 0
									198 H	Drake	3 1
									219 A	SIUE	1 3
									221 N	Southern Utah	3 1
									229 A	Robert Morris	3 1
									263 A	Evansville	3 0
									263 H	Evansville	3 1
									270 H	Akron	3 0
									272 H	Wright St.	3 0
									288 A	Bradley	3 0
									319 N	Ark.-Pine Bluff	3 0
									323 H	Chicago St.	3 1
									330 H	N.C. A&T	3 1
<hr/>											
LAST 10 GAMES											
			42 A	Illinois St.	0 3	137 A	Saint Louis	1 3			
			263 A	Evansville	3 0	288 A	Bradley	3 0			
			139 A	Southern Ill.	1 3	196 A	Loyola Chicago	3 0			
			64 H	UNI	3 1	42 H	Illinois St.	0 3			
			198 H	Drake	3 1	139 H	Southern Ill.	3 2			

Non-Div. I Games:

Indiana St.

Average RPI Win: 196		WON-LOST	WINNING	LAST 10	STRENGTH OF		OPP. STRENGTH	TEAM	ADJ	CONF.	ADJ CONF.
Average RPI Loss: 134		RECORD	PCT. RANK	GAMES	SCHEDULE		OF SCHEDULE	RPI	RPI	RPI	RPI
DIV. I ONLY		12- 14	.46154	184	6- 4		86	208	151	.49762	158
DIV. I NON-CONF.		6- 8	.42857	210	1- 0		38	189	123	.53244	118
TOTALS		RPI 1-25	RPI 26-50		W-L RECORDS		RPI 51-100		RPI 101-150		RPI 150+
12- 14	0- 0	0- 0		OVERALL		1- 5		4- 5		7- 4	
6- 1	0- 0	0- 0		HOME		1- 0		2- 0		3- 1	
3- 8	0- 0	0- 0		AWAY		0- 3		1- 2		2- 3	
3- 5	0- 0	0- 0		NEUTRAL		0- 2		1- 3		2- 0	
6- 8	0- 0	0- 0		NON-CONFERENCE		0- 4		3- 4		3- 0	
1- 0	0- 0	0- 0		HOME		0- 0		1- 0		0- 0	
2- 3	0- 0	0- 0		AWAY		0- 2		1- 1		1- 0	
3- 5	0- 0	0- 0		NEUTRAL		0- 2		1- 3		2- 0	
6- 6	0- 0	0- 0		CONFERENCE		1- 1		1- 1		4- 4	
5- 1	0- 0	0- 0		HOME		1- 0		1- 0		3- 1	
1- 5	0- 0	0- 0		AWAY		0- 1		0- 1		1- 3	
0- 0	0- 0	0- 0		NEUTRAL		0- 0		0- 0		0- 0	
RPI S	Opponent	Score	RPI S	Opponent	Score	RPI S	Opponent	Score	RPI S	Opponent	Score
						86 N	UMKC	2 3	104 A	Denver	2 3
						91 A	Towson	0 3	104 H	Denver	3 1
						92 A	South Dakota	1 3	110 N	Radford	0 3
						92 H	South Dakota	3 1	118 A	Valparaiso	3 2
						98 A	Milwaukee	0 3	126 A	New Mexico St.	1 3
						100 N	California	0 3	127 H	North Dakota	3 1
									133 N	Miami (OH)	3 1
									133 N	Miami (OH)	0 3
									140 N	St. John's (NY)	0 3
									165 H	IUPUI	0 3
									170 N	Kent St.	3 2
									190 A	Oral Roberts	1 3
									216 A	IPFW	1 3
									228 A	Omaha	1 3
									228 H	Omaha	3 1
									229 N	Robert Morris	3 2
									275 H	Western Ill.	3 1
									288 A	Bradley	3 1
									296 A	South Dakota St.	3 2
									296 H	South Dakota St.	3 0
LAST 10 GAMES											
						92 H	South Dakota	3 1	216 A	IPFW	1 3
						104 H	Denver	3 1	190 A	Oral Roberts	1 3
						296 H	South Dakota St.	3 0	104 A	Denver	2 3
						228 H	Omaha	3 1	275 H	Western Ill.	3 1
						118 A	Valparaiso	3 2	228 A	Omaha	1 3

Non-Div. I Games:

North Dakota St.

Average RPI Win:	212	WON-LOST RECORD	WINNING PCT. RANK	LAST 10 GAMES	STRENGTH OF SCHEDULE	OPP. STRENGTH OF SCHEDULE	TEAM RPI	ADJ RPI	CONF. RPI	ADJ CONF. RPI		
DIV. I ONLY		13- 14	.48148	174	6- 4	117	195	156	.49652	159	14	14
DIV. I NON-CONF.		7- 8	.46667	180	0- 0	215	194	212	.4627	214	17	17
<hr/>												
TOTALS	RPI 1-25	RPI 26-50		W-L RECORDS		RPI 51-100		RPI 101-150		RPI 150+		
13- 14	0- 0	0- 1		OVERALL		1- 3		2- 4		10- 6		
8- 7	0- 0	0- 0		HOME		0- 1		1- 2		7- 4		
4- 4	0- 0	0- 0		AWAY		1- 2		1- 2		2- 0		
1- 3	0- 0	0- 1		NEUTRAL		0- 0		0- 0		1- 2		
7- 8	0- 0	0- 1		NON-CONFERENCE		1- 1		0- 0		6- 6		
5- 4	0- 0	0- 0		HOME		0- 0		0- 0		5- 4		
1- 1	0- 0	0- 0		AWAY		1- 1		0- 0		0- 0		
1- 3	0- 0	0- 1		NEUTRAL		0- 0		0- 0		1- 2		
6- 6	0- 0	0- 0		CONFERENCE		0- 2		2- 4		4- 0		
3- 3	0- 0	0- 0		HOME		0- 1		1- 2		2- 0		
3- 3	0- 0	0- 0		AWAY		0- 1		1- 2		2- 0		
0- 0	0- 0	0- 0		NEUTRAL		0- 0		0- 0		0- 0		
<hr/>												
RPI S	Opponent	Score	RPI S	Opponent	Score	RPI S	Opponent	Score	RPI S	Opponent	Score	
			37 N	Santa Clara	0 3	52 A	Pittsburgh	0 3	112 A	Hofstra	1 3	
						70 A	Harvard	3 0	112 H	Hofstra	1 3	
						91 A	Towson	0 3	114 A	UNCW	3 0	
						91 H	Towson	0 3	120 A	Col. of Charleston	0 3	
									120 H	Col. of Charleston	2 3	
									134 H	James Madison	3 2	
									153 N	South Fla.	2 3	
									154 H	Rhode Island	0 3	
									156 H	Villanova	1 3	
									161 H	Princeton	2 3	
									187 H	Penn	3 0	
									189 A	Northeastern	3 1	
									189 H	Northeastern	3 0	
									196 H	Loyola Chicago	2 3	
									222 H	Manhattan	3 1	
									238 H	William & Mary	3 0	
									258 H	George Mason	3 0	
									273 N	Central Conn. St.	3 1	
									276 A	Elon	3 0	
									284 H	Albany (NY)	3 1	
									291 N	Sacred Heart	0 3	
									321 H	Delaware St.	3 0	
			LAST 10 GAMES									
			189 H	Northeastern	3 0	114 A	UNCW	3 0				
			120 H	Col. of Charleston	2 3	134 H	James Madison	3 2				
			112 H	Hofstra	1 3	238 H	William & Mary	3 0				
			91 H	Towson	0 3	112 A	Hofstra	1 3				
			276 A	Elon	3 0	189 A	Northeastern	3 1				

Non-Div. I Games:

Delaware

Average RPI Win:	172	WON-LOST RECORD	WINNING PCT. RANK	LAST 10 GAMES	STRENGTH OF SCHEDULE	OPP. STRENGTH OF SCHEDULE	TEAM RPI	ADJ RPI	CONF. RPI	ADJ CONF. RPI	
DIV. I ONLY	7- 14	.33333	252	3- 7	68	58	166	.49612	160	6	6
DIV. I NON-CONF.	4- 6	.4	221	0- 0	144	79	190	.4826	184	6	6
<hr/>											
TOTALS	RPI 1-25	RPI 26-50		W-L RECORDS	RPI 51-100		RPI 101-150		RPI 150+		
7- 14	0- 0	0- 8		OVERALL	1- 2		3- 2		3- 2		
3- 8	0- 0	0- 5		HOME	0- 2		2- 0		1- 1		
4- 3	0- 0	0- 2		AWAY	1- 0		1- 1		2- 0		
0- 3	0- 0	0- 1		NEUTRAL	0- 0		0- 1		0- 1		
<hr/>											
4- 6	0- 0	0- 2		NON-CONFERENCE	0- 2		2- 1		2- 1		
2- 2	0- 0	0- 0		HOME	0- 2		1- 0		1- 0		
2- 1	0- 0	0- 1		AWAY	0- 0		1- 0		1- 0		
0- 3	0- 0	0- 1		NEUTRAL	0- 0		0- 1		0- 1		
<hr/>											
3- 8	0- 0	0- 6		CONFERENCE	1- 0		1- 1		1- 1		
1- 6	0- 0	0- 5		HOME	0- 0		1- 0		0- 1		
2- 2	0- 0	0- 1		AWAY	1- 0		0- 1		1- 0		
0- 0	0- 0	0- 0		NEUTRAL	0- 0		0- 0		0- 0		
<hr/>											
RPI S	Opponent	Score	RPI S	Opponent	Score	RPI S	Opponent	Score	RPI S	Opponent	Score
			28 H	BYU	1 <div>3</div>	59 H	Utah	0 <div>3</div>	103 A	San Francisco	0 <div>3</div>
			31 A	Long Beach St.	0 <div>3</div>	78 A	Gonzaga	3 <div>2</div>	103 H	San Francisco	3 <div>1</div>
			34 H	San Diego	1 <div>3</div>	100 H	California	1 <div>3</div>	111 N	Idaho St.	1 <div>3</div>
			35 N	Oregon St.	0 <div>3</div>				123 A	Utah St.	3 <div>1</div>
			37 H	Santa Clara	1 <div>3</div>				142 H	UC Davis	3 <div>1</div>
			43 H	Loyola Marymount	0 <div>3</div>				155 H	Pepperdine	2 <div>3</div>
			48 A	Pacific	0 <div>3</div>				179 N	A&M-Corpus Christi	2 <div>3</div>
			48 H	Pacific	0 <div>3</div>				197 H	Cal Poly	3 <div>1</div>
									248 A	Portland	3 <div>2</div>
									314 A	San Jose St.	3 <div>0</div>
<hr/>											
LAST 10 GAMES											
			48 H	Pacific	0 <div>3</div>	28 H	BYU	1 <div>3</div>			
			103 H	San Francisco	3 <div>1</div>	34 H	San Diego	1 <div>3</div>			
			37 H	Santa Clara	1 <div>3</div>	48 A	Pacific	0 <div>3</div>			
			78 A	Gonzaga	3 <div>2</div>	103 A	San Francisco	0 <div>3</div>			
			248 A	Portland	3 <div>2</div>	43 H	Loyola Marymount	0 <div>3</div>			

Non-Div. I Games:

St. Mary's (CA)

Average RPI Win:	230	WON-LOST RECORD	WINNING PCT. RANK	LAST 10 GAMES	STRENGTH OF SCHEDULE	OPP. STRENGTH OF SCHEDULE	TEAM RPI	ADJ RPI	CONF. RPI	ADJ CONF. RPI	
DIV. I ONLY		12- 8	.6 123	7- 3	235	175	157	.49495	161	18	18
DIV. I NON-CONF.		5- 5	.5 163	0- 0	201	171	186	.47774	198	18	18
<hr/>											
TOTALS	RPI 1-25	RPI 26-50		W-L RECORDS		RPI 51-100		RPI 101-150		RPI 150+	
12- 8	0- 0	0- 0		OVERALL		0- 4		0- 1		12- 3	
4- 1	0- 0	0- 0		HOME		0- 1		0- 0		4- 0	
4- 4	0- 0	0- 0		AWAY		0- 2		0- 0		4- 2	
4- 3	0- 0	0- 0		NEUTRAL		0- 1		0- 1		4- 1	
<hr/>											
5- 5	0- 0	0- 0		NON-CONFERENCE		0- 2		0- 1		5- 2	
0- 0	0- 0	0- 0		HOME		0- 0		0- 0		0- 0	
1- 2	0- 0	0- 0		AWAY		0- 1		0- 0		1- 1	
4- 3	0- 0	0- 0		NEUTRAL		0- 1		0- 1		4- 1	
<hr/>											
7- 3	0- 0	0- 0		CONFERENCE		0- 2		0- 0		7- 1	
4- 1	0- 0	0- 0		HOME		0- 1		0- 0		4- 0	
3- 2	0- 0	0- 0		AWAY		0- 1		0- 0		3- 1	
0- 0	0- 0	0- 0		NEUTRAL		0- 0		0- 0		0- 0	
<hr/>											
RPI S	Opponent	Score	RPI S	Opponent	Score	RPI S	Opponent	Score	RPI S	Opponent	Score
						69 A	Temple	2 3	134 N	James Madison	2 3
						70 A	Harvard	0 3	159 A	Delaware	3 2
						88 H	Yale	0 3	178 A	Rutgers	0 3
						96 N	American	1 3	187 A	Penn	3 0
									187 H	Penn	3 1
									195 A	Dartmouth	2 3
									202 H	Brown	3 2
									204 N	Charlotte	1 3
									215 A	Columbia	3 1
									215 H	Columbia	3 1
									222 N	Manhattan	3 1
									258 N	George Mason	3 2
									270 N	Akron	3 2
									279 A	Cornell	3 0
									279 H	Cornell	3 0
									286 N	Holy Cross	3 1
<hr/>											
LAST 10 GAMES											
			279 A	Cornell	3 0	88 H	Yale	0 3			
			215 A	Columbia	3 1	202 H	Brown	3 2			
			187 H	Penn	3 1	215 H	Columbia	3 1			
			70 A	Harvard	0 3	279 H	Cornell	3 0			
			195 A	Dartmouth	2 3	187 A	Penn	3 0			

Non-Div. I Games:

Princeton

Seattle

Seattle

Average RPI Win: 256		WON-LOST	WINNING	LAST 10	STRENGTH OF		OPP. STRENGTH	TEAM	ADJ	CONF.	ADJ CONF.
Average RPI Loss: 120		RECORD	PCT. RANK	GAMES	SCHEDULE		OF SCHEDULE	RPI	RPI	RPI	RPI
DIV. I ONLY		19- 10	.65517	86	7- 3		271	243	161	.49204	163
DIV. I NON-CONF.		11- 6	.64706	104	0- 0		273	290	176	.48508	178
TOTALS		RPI 1-25	RPI 26-50		W-L RECORDS		RPI 51-100		RPI 101-150		RPI 150+
19- 10	0- 0	0- 1		OVERALL		0- 3		1- 4		18- 2	
8- 1	0- 0	0- 0		HOME		0- 1		1- 0		7- 0	
6- 6	0- 0	0- 0		AWAY		0- 1		0- 3		6- 2	
5- 3	0- 0	0- 1		NEUTRAL		0- 1		0- 1		5- 0	
11- 6	0- 0	0- 1		NON-CONFERENCE		0- 1		0- 3		11- 1	
3- 0	0- 0	0- 0		HOME		0- 0		0- 0		3- 0	
3- 3	0- 0	0- 0		AWAY		0- 0		0- 2		3- 1	
5- 3	0- 0	0- 1		NEUTRAL		0- 1		0- 1		5- 0	
8- 4	0- 0	0- 0		CONFERENCE		0- 2		1- 1		7- 1	
5- 1	0- 0	0- 0		HOME		0- 1		1- 0		4- 0	
3- 3	0- 0	0- 0		AWAY		0- 1		0- 1		3- 1	
0- 0	0- 0	0- 0		NEUTRAL		0- 0		0- 0		0- 0	
RPI S	Opponent	Score	RPI S	Opponent	Score	RPI S	Opponent	Score	RPI S	Opponent	Score
			26 N	Alabama	0 3	72 A	UTSA	0 3	115 A	Georgia Tech	0 3
						75 H	Rice	0 3	121 N	Georgia	1 3
						91 N	Towson	0 3	122 A	Fla. Atlantic	0 3
									141 A	La.-Lafayette	1 3
									146 H	North Texas	3 1
									167 H	Marshall	3 1
									188 A	UTEP	3 1
									204 H	Charlotte	3 1
									214 A	Troy	0 3
									220 A	Middle Tenn.	1 3
									227 N	Southeast Mo. St.	3 2
									241 H	UAB	3 1
									244 N	Northwestern St.	3 1
									246 A	FIU	3 2
									256 A	Southeastern La.	3 1
									267 A	Louisiana Tech	3 0
									267 H	Louisiana Tech	3 0
									274 H	Nicholls St.	3 1
									274 N	Nicholls St.	3 0
									281 A	Alabama St.	3 0
									311 N	Southern U.	3 0
									317 H	Alabama A&M	3 0
									317 N	Alabama A&M	3 0
									319 H	Ark.-Pine Bluff	3 0
									320 A	New Orleans	3 0
			LAST 10 GAMES								
			72 A	UTSA	0 3	122 A	Fla. Atlantic	0 3			
			188 A	UTEP	3 1	167 H	Marshall	3 1			
			267 H	Louisiana Tech	3 0	146 H	North Texas	3 1			
			241 H	UAB	3 1	204 H	Charlotte	3 1			
			246 A	FIU	3 2	220 A	Middle Tenn.	1 3			

Non-Div. I Games:

Southern Miss.

Average RPI Win: 259		WON-LOST	WINNING	LAST 10	STRENGTH OF		OPP. STRENGTH	TEAM	ADJ	CONF.	ADJ CONF.
Average RPI Loss: 136		RECORD	PCT. RANK	GAMES	SCHEDULE		OF SCHEDULE	RPI	RPI	RPI	RPI
DIV. I ONLY		15- 10	.6 123	6- 4	207		275	158	.49098	164	23
DIV. I NON-CONF.		8- 5	.61538 117	1- 0	258		292	182	.48067	190	25
TOTALS		RPI 1-25	RPI 26-50	W-L RECORDS	RPI 51-100		RPI 101-150	RPI 150+			
15- 10	0- 0		0- 1	OVERALL	0- 2		1- 3	14- 4			
7- 3	0- 0		0- 0	HOME	0- 1		0- 1	7- 1			
4- 6	0- 0		0- 1	AWAY	0- 1		1- 1	3- 3			
4- 1	0- 0		0- 0	NEUTRAL	0- 0		0- 1	4- 0			
8- 5	0- 0		0- 1	NON-CONFERENCE	0- 0		0- 2	8- 2			
4- 0	0- 0		0- 0	HOME	0- 0		0- 0	4- 0			
0- 4	0- 0		0- 1	AWAY	0- 0		0- 1	0- 2			
4- 1	0- 0		0- 0	NEUTRAL	0- 0		0- 1	4- 0			
7- 5	0- 0		0- 0	CONFERENCE	0- 2		1- 1	6- 2			
3- 3	0- 0		0- 0	HOME	0- 1		0- 1	3- 1			
4- 2	0- 0		0- 0	AWAY	0- 1		1- 0	3- 1			
0- 0	0- 0		0- 0	NEUTRAL	0- 0		0- 0	0- 0			
RPI S	Opponent	Score	RPI S	Opponent	Score	RPI S	Opponent	Score	RPI S	Opponent	Score
			39 A	Miami (FL)	0 3	81 A	Furman	1 3	107 A	Liberty	2 3
						81 H	Furman	0 3	116 N	Missouri	1 3
									132 A	Samford	3 0
									132 H	Samford	1 3
									176 N	Howard	3 1
									183 A	Western Caro.	3 0
									183 H	Western Caro.	2 3
									204 A	Charlotte	0 3
									207 A	East Tenn. St.	1 3
									207 H	East Tenn. St.	3 0
									212 A	High Point	0 3
									250 A	Chattanooga	3 0
									260 N	USC Upstate	3 2
									271 N	Morgan St.	3 1
									276 H	Elon	3 0
									280 N	Sacramento St.	3 0
									283 A	Mercer	3 1
									292 H	Wofford	3 2
									306 H	UMES	3 0
									317 H	Alabama A&M	3 0
									318 H	Citadel	3 0
									330 H	N.C. A&T	3 0
			LAST 10 GAMES								
			81 H	Furman	0 3	292 H	Wofford	3 2			
			207 H	East Tenn. St.	3 0	318 H	Citadel	3 0			
			132 A	Samford	3 0	132 H	Samford	1 3			
			250 A	Chattanooga	3 0	276 H	Elon	3 0			
			183 H	Western Caro.	2 3	81 A	Furman	1 3			

Non-Div. I Games:

UNC Greensboro

IUPUI

Average RPI Win: 220		WON-LOST RECORD		WINNING PCT. RANK		LAST 10 GAMES		STRENGTH OF SCHEDULE		OPP. STRENGTH OF SCHEDULE		TEAM RPI		ADJ RPI		CONF. RPI		ADJ CONF. RPI	
DIV. I ONLY		15- 11		.57692 139		8- 2		259		132		169		.49064 165		21		20	
DIV. I NON-CONF.		6- 9		.4 221		0- 0		231		82		228		.45777 221		19		19	
TOTALS		RPI 1-25		RPI 26-50		W-L RECORDS		RPI 51-100		RPI 101-150		RPI 150+							
15- 11		0- 1		0- 1		OVERALL		1- 3		1- 2		13- 4							
5- 2		0- 0		0- 0		HOME		1- 1		1- 0		3- 1							
6- 5		0- 0		0- 0		AWAY		0- 1		0- 2		6- 2							
4- 4		0- 1		0- 1		NEUTRAL		0- 1		0- 0		4- 1							
6- 9		0- 1		0- 1		NON-CONFERENCE		1- 2		0- 2		5- 3							
1- 1		0- 0		0- 0		HOME		1- 0		0- 0		0- 1							
1- 4		0- 0		0- 0		AWAY		0- 1		0- 2		1- 1							
4- 4		0- 1		0- 1		NEUTRAL		0- 1		0- 0		4- 1							
9- 2		0- 0		0- 0		CONFERENCE		0- 1		1- 0		8- 1							
4- 1		0- 0		0- 0		HOME		0- 1		1- 0		3- 0							
5- 1		0- 0		0- 0		AWAY		0- 0		0- 0		5- 1							
0- 0		0- 0		0- 0		NEUTRAL		0- 0		0- 0		0- 0							
RPI S	Opponent	Score		RPI S	Opponent	Score		RPI S	Opponent	Score		RPI S	Opponent	Score					
22 N	Ohio St.	0	3	28 N	BYU	0	3	84 A	West Virginia	0	3	104 H	Denver	3	0				
								89 H	Indiana	3	1	118 A	Valparaiso	2	3				
								92 H	South Dakota	2	3	133 A	Miami (OH)	1	3				
								93 N	Washington St.	0	3	157 H	Indiana St.	2	3				
												158 A	North Dakota St.	3	0				
												166 N	Western Mich.	1	3				
												175 A	Notre Dame	3	0				
												190 A	Oral Roberts	2	3				
												190 H	Oral Roberts	3	1				
												216 A	IPFW	3	1				
												216 H	IPFW	3	1				
												228 A	Omaha	3	2				
												241 N	UAB	3	1				
												251 N	Central Mich.	3	1				
												263 A	Evansville	0	3				
												275 A	Western Ill.	3	0				
												277 N	Toledo	3	0				
												293 N	DePaul	3	0				
												296 A	South Dakota St.	3	0				
												296 H	South Dakota St.	3	0				
				LAST 10 GAMES															
				296 A South Dakota St.				216 A IPFW				3 1							
				190 H Oral Roberts				296 H South Dakota St.				3 0							
				216 H IPFW				190 A Oral Roberts				2 3							
				104 H Denver				92 H South Dakota				2 3							
				275 A Western Ill.				158 A North Dakota St.				3 0							

Non-Div. I Games:

IUPUI

Average RPI Win:	231	WON-LOST	WINNING	LAST 10	STRENGTH OF	OPP. STRENGTH	TEAM	ADJ	CONF.	ADJ CONF.	
Average RPI Loss:	114	RECORD	PCT. RANK	GAMES	SCHEDULE	OF SCHEDULE	RPI	RPI	RPI	RPI	
DIV. I ONLY	16- 11	.59259	128	6- 4	248	153	163	.49029	166	16	17
DIV. I NON-CONF.	9- 6	.6	122	1- 1	214	185	156	.49828	162	16	16
<hr/>											
TOTALS	RPI 1-25	RPI 26-50		W-L RECORDS	RPI 51-100		RPI 101-150		RPI 150+		
16- 11	0- 0	0- 3		OVERALL	0- 3		2- 2		14- 3		
5- 2	0- 0	0- 0		HOME	0- 0		1- 1		4- 1		
7- 7	0- 0	0- 2		AWAY	0- 2		1- 1		6- 2		
4- 2	0- 0	0- 1		NEUTRAL	0- 1		0- 0		4- 0		
<hr/>											
9- 6	0- 0	0- 2		NON-CONFERENCE	0- 2		1- 0		8- 2		
2- 1	0- 0	0- 0		HOME	0- 0		1- 0		1- 1		
3- 3	0- 0	0- 1		AWAY	0- 1		0- 0		3- 1		
4- 2	0- 0	0- 1		NEUTRAL	0- 1		0- 0		4- 0		
<hr/>											
7- 5	0- 0	0- 1		CONFERENCE	0- 1		1- 2		6- 1		
3- 1	0- 0	0- 0		HOME	0- 0		0- 1		3- 0		
4- 4	0- 0	0- 1		AWAY	0- 1		1- 1		3- 1		
0- 0	0- 0	0- 0		NEUTRAL	0- 0		0- 0		0- 0		
<hr/>											
RPI S	Opponent	Score	RPI S	Opponent	Score	RPI S	Opponent	Score	RPI S	Opponent	Score
33 N	Purdue	1 3	93 N	Washington St.	1 3	119 A	Ball St.	2 3			
41 A	Ohio	1 3	95 A	Northern Ill.	1 3	119 H	Ball St.	2 3			
44 A	Western Ky.	0 3	98 A	Milwaukee	1 3	124 A	Eastern Mich.	3 0			
						144 H	Oakland	3 2			
						165 N	IUPUI	3 1			
						170 A	Kent St.	1 3			
						171 H	Buffalo	3 1			
						175 A	Notre Dame	3 0			
						216 A	IPFW	3 1			
						216 H	IPFW	2 3			
						224 A	Stony Brook	2 3			
						239 N	Kennesaw St.	3 1			
						243 A	Bowling Green	3 2			
						251 A	Central Mich.	3 1			
						252 N	Austin Peay	3 1			
						267 H	Louisiana Tech	3 0			
						270 H	Akron	3 0			
						277 A	Toledo	3 1			
						277 H	Toledo	3 0			
						307 A	Iona	3 1			
						322 N	St. Francis Brooklyn	3 0			
<hr/>											
LAST 10 GAMES											
119 A	Ball St.	2 3	270 H	Akron	3 0						
277 A	Toledo	3 1	171 H	Buffalo	3 1						
170 A	Kent St.	1 3	98 A	Milwaukee	1 3						
41 A	Ohio	1 3	124 A	Eastern Mich.	3 0						
216 A	IPFW	3 1	251 A	Central Mich.	3 1						

Average RPI Win:		216	WON-LOST RECORD		WINNING PCT. RANK		LAST 10 GAMES		STRENGTH OF SCHEDULE		OPP. STRENGTH OF SCHEDULE		TEAM RPI		ADJ RPI		CONF. RPI		ADJ CONF. RPI			
Average RPI Loss:		109																				
DIV. I ONLY			13- 14		.48148 174		5- 5		197		105		172		.4897 167		15		15			
DIV. I NON-CONF.			6- 9		.4 221		1- 0		131		72		179		.49022 173		13		13			
TOTALS		RPI 1-25		RPI 26-50		W-L RECORDS		RPI 51-100		RPI 101-150		RPI 150+										
13- 14		0- 1		0- 2		OVERALL		1- 3		0- 5		12- 3										
7- 4		0- 0		0- 1		HOME		1- 1		0- 1		6- 1										
4- 6		0- 0		0- 1		AWAY		0- 1		0- 2		4- 2										
2- 4		0- 1		0- 0		NEUTRAL		0- 1		0- 2		2- 0										
6- 9		0- 1		0- 1		NON-CONFERENCE		1- 2		0- 4		5- 1										
3- 2		0- 0		0- 1		HOME		1- 0		0- 1		2- 0										
1- 3		0- 0		0- 0		AWAY		0- 1		0- 1		1- 1										
2- 4		0- 1		0- 0		NEUTRAL		0- 1		0- 2		2- 0										
7- 5		0- 0		0- 1		CONFERENCE		0- 1		0- 1		7- 2										
4- 2		0- 0		0- 0		HOME		0- 1		0- 0		4- 1										
3- 3		0- 0		0- 1		AWAY		0- 0		0- 1		3- 1										
0- 0		0- 0		0- 0		NEUTRAL		0- 0		0- 0		0- 0										
RPI	S	Opponent		Score		RPI	S	Opponent		Score		RPI	S	Opponent		Score						
15	N	Kansas St.		1	3	44	A	Western Ky.		0	3	61	A	Virginia Tech		0	3	110	N	Radford	0	3
						49	H	Virginia		0	3	72	H	UTSA		1	3	114	N	UNCW	0	3
												83	N	Butler		0	3	124	H	Eastern Mich.	2	3
												84	H	West Virginia		3	0	139	A	Southern Ill.	1	3
																		146	A	North Texas	2	3
																		163	A	Southern Miss.	1	3
																		169	A	Eastern Ky.	1	3
																		188	H	UTEP	3	1
																		194	H	Ill.-Chicago	3	0
																		204	A	Charlotte	3	2
																		204	H	Charlotte	3	2
																		216	N	IPFW	3	2
																		218	N	Green Bay	3	1
																		220	A	Middle Tenn.	3	1
																		220	H	Middle Tenn.	3	2
																		241	H	UAB	1	3
																		246	H	FIU	3	0
																		251	A	Central Mich.	3	1
																		267	A	Louisiana Tech	3	0
																		300	H	Morehead St.	3	0
LAST 10 GAMES																						
						220	A	Middle Tenn.		3	1	241	H	UAB		1	3					
						267	A	Louisiana Tech		3	0	163	A	Southern Miss.		1	3					
						188	H	UTEP		3	1	44	A	Western Ky.		0	3					
						72	H	UTSA		1	3	146	A	North Texas		2	3					
						204	H	Charlotte		3	2	84	H	West Virginia		3	0					

Non-Div. I Games:

Marshall

Average RPI Win: 228		WON-LOST	WINNING	LAST 10	STRENGTH OF		OPP. STRENGTH	TEAM	ADJ	CONF.	ADJ CONF.
Average RPI Loss: 98		RECORD	PCT. RANK	GAMES	SCHEDULE		OF SCHEDULE	RPI	RPI	RPI	RPI
DIV. I ONLY		10- 13	.43478	204	1- 9		132	135	171	.48962	168
DIV. I NON-CONF.		7- 4	.63636	109	0- 0		257	225	166	.49912	161
TOTALS		RPI 1-25	RPI 26-50		W-L RECORDS		RPI 51-100		RPI 101-150		RPI 150+
10- 13	0- 0	0- 2		OVERALL		1- 6		1- 3		8- 2	
5- 6	0- 0	0- 1		HOME		1- 3		0- 2		4- 0	
3- 6	0- 0	0- 1		AWAY		0- 2		1- 1		2- 2	
2- 1	0- 0	0- 0		NEUTRAL		0- 1		0- 0		2- 0	
7- 4	0- 0	0- 0		NON-CONFERENCE		0- 3		0- 1		7- 0	
4- 2	0- 0	0- 0		HOME		0- 1		0- 1		4- 0	
1- 1	0- 0	0- 0		AWAY		0- 1		0- 0		1- 0	
2- 1	0- 0	0- 0		NEUTRAL		0- 1		0- 0		2- 0	
3- 9	0- 0	0- 2		CONFERENCE		1- 3		1- 2		1- 2	
1- 4	0- 0	0- 1		HOME		1- 2		0- 1		0- 0	
2- 5	0- 0	0- 1		AWAY		0- 1		1- 1		1- 2	
0- 0	0- 0	0- 0		NEUTRAL		0- 0		0- 0		0- 0	
RPI S	Opponent	Score	RPI S	Opponent	Score	RPI S	Opponent	Score	RPI S	Opponent	Score
			29 A	UCF	0 3	69 H	Temple	3 0	112 H	Hofstra	1 3
			46 H	SMU	1 3	71 A	Memphis	1 3	143 A	Cincinnati	3 2
						71 H	Memphis	1 3	143 H	Cincinnati	1 3
						74 H	Tulsa	0 3	148 A	Houston	2 3
						75 N	Rice	2 3	153 A	South Fla.	1 3
						87 A	North Carolina St.	1 3	180 A	Tulane	2 3
						89 H	Indiana	2 3	181 A	East Carolina	3 1
									215 H	Columbia	3 2
									231 H	New Hampshire	3 0
									273 H	Central Conn. St.	3 2
									277 N	Toledo	3 0
									279 N	Cornell	3 0
									304 A	Bucknell	3 1
									310 H	Bryant	3 1
LAST 10 GAMES											
			71 A	Memphis	1 3	180 A	Tulane	2 3			
			143 A	Cincinnati	3 2	143 H	Cincinnati	1 3			
			46 H	SMU	1 3	71 H	Memphis	1 3			
			74 H	Tulsa	0 3	29 A	UCF	0 3			
			148 A	Houston	2 3	153 A	South Fla.	1 3			

Non-Div. I Games:

UConn

Average RPI Win:		244	WON-LOST RECORD		WINNING PCT. RANK		LAST 10 GAMES		STRENGTH OF SCHEDULE		OPP. STRENGTH OF SCHEDULE		TEAM RPI		ADJ RPI		CONF. RPI		ADJ CONF. RPI				
DIV. I ONLY			19- 11		.63333	100	6- 4		267		200		159		.48774	169	24		25				
DIV. I NON-CONF.			10- 8		.55556	142	0- 2		254		120		180		.4818	187	23		23				
TOTALS		RPI 1-25		RPI 26-50				W-L RECORDS		RPI 51-100				RPI 101-150				RPI 150+					
19- 11		0- 1		0- 1				OVERALL		0- 3				0- 2				19- 4					
7- 2		0- 0		0- 0				HOME		0- 0				0- 1				7- 1					
5- 6		0- 0		0- 1				AWAY		0- 2				0- 1				5- 2					
7- 3		0- 1		0- 0				NEUTRAL		0- 1				0- 0				7- 1					
10- 8		0- 1		0- 1				NON-CONFERENCE		0- 3				0- 1				10- 2					
2- 1		0- 0		0- 0				HOME		0- 0				0- 1				2- 0					
1- 4		0- 0		0- 1				AWAY		0- 2				0- 0				1- 1					
7- 3		0- 1		0- 0				NEUTRAL		0- 1				0- 0				7- 1					
9- 3		0- 0		0- 0				CONFERENCE		0- 0				0- 1				9- 2					
5- 1		0- 0		0- 0				HOME		0- 0				0- 0				5- 1					
4- 2		0- 0		0- 0				AWAY		0- 0				0- 1				4- 1					
0- 0		0- 0		0- 0				NEUTRAL		0- 0				0- 0				0- 0					
RPI	S	Opponent		Score		RPI	S	Opponent		Score		RPI	S	Opponent		Score		RPI	S	Opponent		Score	
16	N	Nebraska		0	3	29	A	UCF		0	3	82	A	South Carolina		2	3	106	H	Dayton		0	3
												89	N	Indiana		1	3	117	A	Murray St.		1	3
												94	A	Northern Ky.		1	3	167	H	Marshall		3	1
																		171	N	Buffalo		0	3
																		177	A	Belmont		3	2
																		177	H	Belmont		3	0
																		183	N	Western Caro.		3	0
																		189	N	Northeastern		3	2
																		194	A	Ill.-Chicago		1	3
																		216	N	IPFW		3	0
																		227	H	Southeast Mo. St.		3	1
																		233	A	Jacksonville St.		2	3
																		233	H	Jacksonville St.		3	1
																		246	N	FIU		3	0
																		257	H	UT Martin		3	0
																		268	A	Tennessee St.		3	1
																		268	H	Tennessee St.		3	1
																		272	A	Wright St.		3	0
																		272	H	Wright St.		3	1
																		275	N	Western Ill.		3	0
																		287	A	Tennessee Tech		3	1
																		287	H	Tennessee Tech		2	3
																		300	A	Morehead St.		3	2
																		308	N	Norfolk St.		3	0
																		318	N	Citadel		3	0
LAST 10 GAMES																							
																		177	H	Belmont		3	0
																		268	H	Tennessee St.		3	1
																		94	A	Northern Ky.		1	3
																		233	A	Jacksonville St.		2	3
																		287	A	Tennessee Tech		3	1
																		106	H	Dayton		0	3
																		287	H	Tennessee Tech		2	3
																		233	H	Jacksonville St.		3	1
																		257	H	UT Martin		3	0
																		227	H	Southeast Mo. St.		3	1

Non-Div. I Games:

Eastern Ky.

Average RPI Win:	231	WON-LOST RECORD	WINNING PCT. RANK	LAST 10 GAMES	STRENGTH OF SCHEDULE	OPP. STRENGTH OF SCHEDULE	TEAM RPI	ADJ RPI	CONF. RPI	ADJ CONF. RPI	
DIV. I ONLY		13- 12	.52 164	5- 5	188	193	170	.48629	170	16	17
DIV. I NON-CONF.		8- 5	.61538 117	0- 0	229	221	159	.49806	163	16	16
<hr/>											
TOTALS	RPI 1-25	RPI 26-50		W-L RECORDS	RPI 51-100		RPI 101-150		RPI 150+		
13- 12	0- 0	0- 2		OVERALL	0- 3		2- 4		11- 3		
8- 2	0- 0	0- 1		HOME	0- 1		1- 0		7- 0		
2- 7	0- 0	0- 1		AWAY	0- 2		1- 3		1- 1		
3- 3	0- 0	0- 0		NEUTRAL	0- 0		0- 1		3- 2		
<hr/>											
8- 5	0- 0	0- 0		NON-CONFERENCE	0- 2		2- 1		6- 2		
4- 0	0- 0	0- 0		HOME	0- 0		1- 0		3- 0		
1- 2	0- 0	0- 0		AWAY	0- 2		1- 0		0- 0		
3- 3	0- 0	0- 0		NEUTRAL	0- 0		0- 1		3- 2		
<hr/>											
5- 7	0- 0	0- 2		CONFERENCE	0- 1		0- 3		5- 1		
4- 2	0- 0	0- 1		HOME	0- 1		0- 0		4- 0		
1- 5	0- 0	0- 1		AWAY	0- 0		0- 3		1- 1		
0- 0	0- 0	0- 0		NEUTRAL	0- 0		0- 0		0- 0		
<hr/>											
RPI S	Opponent	Score	RPI S	Opponent	Score	RPI S	Opponent	Score	RPI S	Opponent	Score
			41 A Ohio	1	3	84 A West Virginia	1	3	119 A Ball St.	0	3
			41 H Ohio	1	3	91 A Towson	1	3	120 A Col. of Charleston	3	2
						95 H Northern Ill.	1	3	124 A Eastern Mich.	0	3
									133 A Miami (OH)	0	3
									135 H Youngstown St.	3	2
									140 N St. John's (NY)	2	3
									158 N North Dakota St.	2	3
									166 H Western Mich.	3	1
									171 H Buffalo	3	0
									231 H New Hampshire	3	1
									243 A Bowling Green	0	3
									251 H Central Mich.	3	2
									255 N Montana	3	2
									263 H Evansville	3	1
									270 H Akron	3	1
									277 A Toledo	3	0
									278 N Davidson	3	0
									283 N Mercer	1	3
									290 N Saint Francis (PA)	3	1
									300 H Morehead St.	3	0
<hr/>											
LAST 10 GAMES											
			251 H Central Mich.	3	2	277 A Toledo	3	0			
			41 H Ohio	1	3	133 A Miami (OH)	0	3			
			166 H Western Mich.	3	1	243 A Bowling Green	0	3			
			95 H Northern Ill.	1	3	171 H Buffalo	3	0			
			119 A Ball St.	0	3	270 H Akron	3	1			

Non-Div. I Games:

Kent St.

Average RPI Win: 233		WON-LOST	WINNING	LAST 10	STRENGTH OF		OPP. STRENGTH	TEAM	ADJ	CONF.	ADJ CONF.	
Average RPI Loss: 134		RECORD	PCT. RANK	GAMES	SCHEDULE		OF SCHEDULE	RPI	RPI	RPI	RPI	
DIV. I ONLY		14- 12	.53846	158	201		220	168	.48511	171	16	17
DIV. I NON-CONF.		10- 4	.71429	74	247		242	134	.51732	134	16	16
<hr/>												
TOTALS		RPI 1-25		RPI 26-50		W-L RECORDS		RPI 51-100		RPI 101-150		RPI 150+
14- 12		0- 0		0- 1		OVERALL		1- 3		1- 3		12- 5
6- 4		0- 0		0- 0		HOME		0- 1		1- 2		5- 1
2- 8		0- 0		0- 1		AWAY		0- 2		0- 1		2- 4
6- 0		0- 0		0- 0		NEUTRAL		1- 0		0- 0		5- 0
10- 4		0- 0		0- 0		NON-CONFERENCE		1- 2		0- 0		9- 2
3- 2		0- 0		0- 0		HOME		0- 1		0- 0		3- 1
1- 2		0- 0		0- 0		AWAY		0- 1		0- 0		1- 1
6- 0		0- 0		0- 0		NEUTRAL		1- 0		0- 0		5- 0
4- 8		0- 0		0- 1		CONFERENCE		0- 1		1- 3		3- 3
3- 2		0- 0		0- 0		HOME		0- 0		1- 2		2- 0
1- 6		0- 0		0- 1		AWAY		0- 1		0- 1		1- 3
0- 0		0- 0		0- 0		NEUTRAL		0- 0		0- 0		0- 0
RPI	S	Opponent	Score	RPI	S	Opponent	Score	RPI	S	Opponent	Score	
				41	A	Ohio	0 3	60	H	Ole Miss	0 3	
								83	N	Butler	3 1	
								89	A	Indiana	1 3	
								95	A	Northern Ill.	1 3	
										119	H Ball St.	
										124	H Eastern Mich.	
										133	A Miami (OH)	
										133	H Miami (OH)	
										153	A South Fla.	
										166	A Western Mich.	
										169	N Eastern Ky.	
										170	A Kent St.	
										194	A Ill.-Chicago	
										210	H Lehigh	
										240	H Siena	
										243	A Bowling Green	
										243	H Bowling Green	
										246	N FIU	
										251	H Central Mich.	
										262	H Niagara	
										270	A Akron	
										275	N Western Ill.	
										275	N Western Ill.	
										289	H Canisius	
										331	N South Carolina St.	
				LAST 10 GAMES								
				243	A	Bowling Green	2 3	166	A	Western Mich.	1 3	
				133	A	Miami (OH)	1 3	119	H	Ball St.	1 3	
				251	H	Central Mich.	3 1	270	A	Akron	3 0	
				124	H	Eastern Mich.	2 3	170	A	Kent St.	0 3	
				95	A	Northern Ill.	1 3	41	A	Ohio	0 3	

Non-Div. I Games:

Buffalo

Average RPI Win:		231	WON-LOST RECORD		WINNING PCT. RANK	LAST 10 GAMES	STRENGTH OF SCHEDULE	OPP. STRENGTH OF SCHEDULE	TEAM RPI	ADJ RPI	CONF. RPI	ADJ CONF. RPI
Average RPI Loss:		86										
DIV. I ONLY			9- 16		.36 244	3- 7	88	114	175	.48348 172	9	9
DIV. I NON-CONF.			6- 7		.46154 184	0- 0	83	157	136	.51264 142	9	9
<hr/>												
TOTALS		RPI 1-25	RPI 26-50		W-L RECORDS		RPI 51-100		RPI 101-150		RPI 150+	
9- 16	0- 3		0- 2		OVERALL		0- 6		0- 2		9- 3	
2- 6	0- 1		0- 1		HOME		0- 2		0- 2		2- 0	
4- 7	0- 1		0- 1		AWAY		0- 3		0- 0		4- 2	
3- 3	0- 1		0- 0		NEUTRAL		0- 1		0- 0		3- 1	
6- 7	0- 1		0- 0		NON-CONFERENCE		0- 3		0- 1		6- 2	
0- 1	0- 0		0- 0		HOME		0- 0		0- 1		0- 0	
3- 3	0- 0		0- 0		AWAY		0- 2		0- 0		3- 1	
3- 3	0- 1		0- 0		NEUTRAL		0- 1		0- 0		3- 1	
3- 9	0- 2		0- 2		CONFERENCE		0- 3		0- 1		3- 1	
2- 5	0- 1		0- 1		HOME		0- 2		0- 1		2- 0	
1- 4	0- 1		0- 1		AWAY		0- 1		0- 0		1- 1	
0- 0	0- 0		0- 0		NEUTRAL		0- 0		0- 0		0- 0	
RPI S	Opponent	Score	RPI S	Opponent	Score	RPI S	Opponent	Score	RPI S	Opponent	Score	
14 N	UCLA	0 3	39 A	Creighton	0 3	56 H	Xavier	1 3	107 H	Liberty	1 3	
21 A	Marquette	0 3	39 H	Creighton	0 3	63 A	Seton Hall	1 3	140 H	St. John's (NY)	1 3	
21 H	Marquette	0 3				68 A	George Washington	0 3	156 A	Villanova	1 3	
						83 H	Butler	1 3	173 A	Hampton	3 1	
						88 N	Yale	1 3	176 N	Howard	3 0	
						96 A	American	0 3	186 N	Presbyterian	3 0	
									187 A	Penn	3 0	
									192 A	Cal St. Fullerton	2 3	
									193 N	Cleveland St.	0 3	
									211 N	Colgate	3 0	
									258 A	George Mason	3 1	
									293 A	DePaul	3 0	
									293 H	DePaul	3 2	
									301 H	Providence	3 0	
<hr/>												
LAST 10 GAMES												
39 A	Creighton	0 3	63 A	Seton Hall	1 3							
21 H	Marquette	0 3	156 A	Villanova	1 3							
293 H	DePaul	3 2	293 A	DePaul	3 0							
140 H	St. John's (NY)	1 3	21 A	Marquette	0 3							
301 H	Providence	3 0	83 H	Butler	1 3							

Non-Div. I Games:

Georgetown

Hampton

Hampton

Stetson

Stetson

Average RPI Win:		193	WON-LOST RECORD		WINNING PCT. RANK		LAST 10 GAMES		STRENGTH OF SCHEDULE		OPP. STRENGTH OF SCHEDULE		TEAM RPI		ADJ RPI		CONF. RPI		ADJ CONF. RPI	
DIV. I ONLY			5- 18		.21739 298		2- 8		55		38		184		.48155 175		4		4	
DIV. I NON-CONF.			3- 8		.27273 271		0- 0		79		70		194		.48148 189		4		4	
TOTALS		RPI 1-25		RPI 26-50		W-L RECORDS		RPI 51-100		RPI 101-150		RPI 150+								
5- 18		0- 3		0- 4		OVERALL		0- 7		2- 2		3- 2								
3- 8		0- 1		0- 0		HOME		0- 4		1- 1		2- 2								
0- 9		0- 1		0- 4		AWAY		0- 3		0- 1		0- 0								
2- 1		0- 1		0- 0		NEUTRAL		0- 0		1- 0		1- 0								
3- 8		0- 1		0- 2		NON-CONFERENCE		0- 3		1- 0		2- 2								
1- 5		0- 0		0- 0		HOME		0- 3		0- 0		1- 2								
0- 2		0- 0		0- 2		AWAY		0- 0		0- 0		0- 0								
2- 1		0- 1		0- 0		NEUTRAL		0- 0		1- 0		1- 0								
2- 10		0- 2		0- 2		CONFERENCE		0- 4		1- 2		1- 0								
2- 3		0- 1		0- 0		HOME		0- 1		1- 1		1- 0								
0- 7		0- 1		0- 2		AWAY		0- 3		0- 1		0- 0								
0- 0		0- 0		0- 0		NEUTRAL		0- 0		0- 0		0- 0								
RPI	S	Opponent		Score		RPI	S	Opponent		Score		RPI	S	Opponent		Score				
2	A	Florida St.		0	3	33	A	Purdue		0	3	52	A	Pittsburgh		0	3			
5	N	Wisconsin		0	3	39	A	Miami (FL)		0	3	58	A	Louisville		0	3			
20	H	Duke		1	3	49	A	Virginia		2	3	61	A	Virginia Tech		0	3			
						50	A	Minnesota		0	3	64	H	UNI		1	3			
												76	H	Clemson		0	3			
												93	H	Washington St.		1	3			
												99	H	TCU		1	3			
LAST 10 GAMES																				
138	A	Boston College		2	3	76	H	Clemson		0	3									
115	H	Georgia Tech		2	3	58	A	Louisville		0	3									
49	A	Virginia		2	3	52	A	Pittsburgh		0	3									
61	A	Virginia Tech		0	3	20	H	Duke		1	3									
138	H	Boston College		3	2	201	H	Syracuse		3	1									

Non-Div. I Games:

Notre Dame

Average RPI Win: 262		WON-LOST	WINNING	LAST 10	STRENGTH OF		OPP. STRENGTH	TEAM	ADJ	CONF.	ADJ CONF.
Average RPI Loss: 139		RECORD	PCT. RANK	GAMES	SCHEDULE		OF SCHEDULE	RPI	RPI	RPI	RPI
DIV. I ONLY		16- 9	.64	93	289		247	177	.48104	176	31
DIV. I NON-CONF.		7- 8	.46667	180	187		169	198	.47333	202	31
TOTALS		RPI 1-25	RPI 26-50		W-L RECORDS		RPI 51-100		RPI 101-150		RPI 150+
16- 9	0- 0	0- 0		OVERALL		0- 3		1- 2		15- 4	
5- 1	0- 0	0- 0		HOME		0- 0		0- 0		5- 1	
7- 3	0- 0	0- 0		AWAY		0- 1		0- 1		7- 1	
4- 5	0- 0	0- 0		NEUTRAL		0- 2		1- 1		3- 2	
7- 8	0- 0	0- 0		NON-CONFERENCE		0- 3		1- 2		6- 3	
0- 1	0- 0	0- 0		HOME		0- 0		0- 0		0- 1	
3- 2	0- 0	0- 0		AWAY		0- 1		0- 1		3- 0	
4- 5	0- 0	0- 0		NEUTRAL		0- 2		1- 1		3- 2	
9- 1	0- 0	0- 0		CONFERENCE		0- 0		0- 0		9- 1	
5- 0	0- 0	0- 0		HOME		0- 0		0- 0		5- 0	
4- 1	0- 0	0- 0		AWAY		0- 0		0- 0		4- 1	
0- 0	0- 0	0- 0		NEUTRAL		0- 0		0- 0		0- 0	
RPI S	Opponent	Score	RPI S	Opponent	Score	RPI S	Opponent	Score	RPI S	Opponent	Score
						85 N	Coastal Caro.	0 3	107 A	Liberty	0 3
						87 A	North Carolina St.	0 3	117 N	Murray St.	0 3
						96 N	American	1 3	122 N	Fla. Atlantic	3 2
									164 N	UNC Greensboro	1 3
									172 N	Georgetown	0 3
									173 A	Hampton	1 3
									173 H	Hampton	3 2
									180 A	Tulane	3 2
									237 A	Coppin St.	3 1
									238 N	William & Mary	3 1
									254 H	UMBC	1 3
									256 N	Southeastern La.	3 1
									258 N	George Mason	3 1
									265 A	La Salle	3 1
									271 H	Morgan St.	3 0
									306 A	UMES	3 0
									306 H	UMES	3 0
									308 A	Norfolk St.	3 0
									308 H	Norfolk St.	3 0
									321 A	Delaware St.	3 0
									321 H	Delaware St.	3 0
									324 A	Loyola Maryland	3 0
			LAST 10 GAMES								
			173 H	Hampton	3 2	237 A	Coppin St.	3 1			
			308 H	Norfolk St.	3 0	308 A	Norfolk St.	3 0			
			321 A	Delaware St.	3 0	173 A	Hampton	1 3			
			306 A	UMES	3 0	306 H	UMES	3 0			
			271 H	Morgan St.	3 0	321 H	Delaware St.	3 0			

Non-Div. I Games:

Howard

B
e
l
m
o
n
t

Belmont

Average RPI Win: 243		WON-LOST RECORD		WINNING PCT. RANK		LAST 10 GAMES		STRENGTH OF SCHEDULE		OPP. STRENGTH OF SCHEDULE		TEAM RPI		ADJ RPI		CONF. RPI		ADJ CONF. RPI					
DIV. I ONLY		7- 18		.28 273		0- 10		80		74		198		.47813 178		3		3					
DIV. I NON-CONF.		7- 6		.53846 147		0- 0		123		250		146		.51416 139		2		2					
TOTALS		RPI 1-25		RPI 26-50		W-L RECORDS		RPI 51-100		RPI 101-150		RPI 150+											
7- 18		0- 3		0- 3		OVERALL		0- 5		0- 5		7- 2											
2- 9		0- 1		0- 2		HOME		0- 3		0- 3		2- 0											
1- 7		0- 2		0- 1		AWAY		0- 2		0- 1		1- 1											
4- 2		0- 0		0- 0		NEUTRAL		0- 0		0- 1		4- 1											
7- 6		0- 0		0- 0		NON-CONFERENCE		0- 2		0- 2		7- 2											
2- 2		0- 0		0- 0		HOME		0- 1		0- 1		2- 0											
1- 2		0- 0		0- 0		AWAY		0- 1		0- 0		1- 1											
4- 2		0- 0		0- 0		NEUTRAL		0- 0		0- 1		4- 1											
0- 12		0- 3		0- 3		CONFERENCE		0- 3		0- 3		0- 0											
0- 7		0- 1		0- 2		HOME		0- 2		0- 2		0- 0											
0- 5		0- 2		0- 1		AWAY		0- 1		0- 1		0- 0											
0- 0		0- 0		0- 0		NEUTRAL		0- 0		0- 0		0- 0											
RPI	S	Opponent		Score		RPI	S	Opponent		Score		RPI	S	Opponent		Score							
5	A	Wisconsin		0	3	33	H	Purdue		0	3	53	H	Michigan		0	3	105	H	Iowa	1	3	
9	A	Illinois		0	3	47	H	Michigan St.		0	3	54	A	Northwestern		0	3	134	H	James Madison	2	3	
16	H	Nebraska		0	3	50	A	Minnesota		0	3	63	A	Seton Hall		0	3	143	N	Cincinnati	1	3	
												89	H	Indiana		0	3	145	A	Maryland		2	3
												96	H	American		1	3	145	H	Maryland		2	3
																		151	N	Winthrop		0	3
																		154	A	Rhode Island		0	3
																		161	H	Princeton		3	0
																		217	A	Air Force		3	1
																		219	N	SIUE		3	2
																		240	N	Siena		3	0
																		270	H	Akron		3	1
																		279	N	Cornell		3	1
																		315	N	NJIT		3	0

Non-Div. I Games:

Rutgers

Average RPI Win: 262		WON-LOST RECORD		WINNING PCT. RANK		LAST 10 GAMES		STRENGTH OF SCHEDULE		OPP. STRENGTH OF SCHEDULE		TEAM RPI		ADJ RPI		CONF. RPI		ADJ CONF. RPI	
DIV. I ONLY		15- 14		.51724 166		7- 3		233		198		185		.47729 179		26		26	
DIV. I NON-CONF.		5- 10		.33333 244		0- 0		112		95		208		.47824 195		26		25	
TOTALS		RPI 1-25		RPI 26-50		W-L RECORDS		RPI 51-100		RPI 101-150		RPI 150+							
15- 14		0- 1		0- 2		OVERALL		0- 2		0- 7		15- 2							
7- 4		0- 0		0- 0		HOME		0- 0		0- 4		7- 0							
5- 7		0- 1		0- 2		AWAY		0- 2		0- 0		5- 2							
3- 3		0- 0		0- 0		NEUTRAL		0- 0		0- 3		3- 0							
5- 10		0- 1		0- 2		NON-CONFERENCE		0- 2		0- 5		5- 0							
2- 2		0- 0		0- 0		HOME		0- 0		0- 2		2- 0							
1- 5		0- 1		0- 2		AWAY		0- 2		0- 0		1- 0							
2- 3		0- 0		0- 0		NEUTRAL		0- 0		0- 3		2- 0							
10- 4		0- 0		0- 0		CONFERENCE		0- 0		0- 2		10- 2							
5- 2		0- 0		0- 0		HOME		0- 0		0- 2		5- 0							
4- 2		0- 0		0- 0		AWAY		0- 0		0- 0		4- 2							
1- 0		0- 0		0- 0		NEUTRAL		0- 0		0- 0		1- 0							
RPI	S	Opponent		Score		RPI	S	Opponent		Score		RPI	S	Opponent		Score			
17	A	Texas A&M		1	3	31	A	Long Beach St.		0	3	51	A	Baylor		1	3		
						43	A	Loyola Marymount		2	3	75	A	Rice		0	3		
														102	N	Northern Colo.		2	3
														109	N	Texas Tech		1	3
														125	N	Northern Ariz.		1	3
														130	H	Central Ark.		1	3
														131	H	Boise St.		0	3
														136	H	Stephen F. Austin		1	3
														148	H	Houston		2	3
														160	N	St. Mary's (CA)		3	2
														182	A	Sam Houston St.		0	3
														199	H	Houston Baptist		3	1
														228	H	Omaha		3	0
														244	H	Northwestern St.		3	1
														248	N	Portland		3	1
														253	A	Incarnate Word		3	0
														253	H	Incarnate Word		3	1
														256	A	Southeastern La.		2	3
														261	H	McNeese St.		3	0
														274	H	Nicholls St.		3	0
														282	A	Lamar		3	0
														302	A	Abilene Christian		3	1
														302	N	Abilene Christian		3	0
														303	A	Tex.-Pan American		3	1
														303	H	Tex.-Pan American		3	0
														320	A	New Orleans		3	0
LAST 10 GAMES																			
						182	A	Sam Houston St.		0	3	302	A	Abilene Christian		3	1		
						282	A	Lamar		3	0	253	A	Incarnate Word		3	0		
						261	H	McNeese St.		3	0	244	H	Northwestern St.		3	1		
						274	H	Nicholls St.		3	0	136	H	Stephen F. Austin		1	3		
						130	H	Central Ark.		1	3	199	H	Houston Baptist		3	1		

Non-Div. I Games:

A&M-Corpus Christi

Average RPI Win:	198	WON-LOST RECORD	WINNING PCT. RANK	LAST 10 GAMES	STRENGTH OF SCHEDULE	OPP. STRENGTH OF SCHEDULE	TEAM RPI	ADJ RPI	CONF. RPI	ADJ CONF. RPI	
DIV. I ONLY		5- 19	.20833 301	3- 7	34	118	186	.47728 180	7	7	
DIV. I NON-CONF.		2- 10	.16667 293	0- 0	45	153	221	.45845 219	8	8	
<hr/>											
TOTALS	RPI 1-25	RPI 26-50		W-L RECORDS	RPI 51-100		RPI 101-150		RPI 150+		
5- 19	0- 2	0- 3		OVERALL	0- 6		1- 5		4- 3		
4- 7	0- 0	0- 1		HOME	0- 3		1- 2		3- 1		
0- 8	0- 2	0- 2		AWAY	0- 1		0- 2		0- 1		
1- 4	0- 0	0- 0		NEUTRAL	0- 2		0- 1		1- 1		
2- 10	0- 2	0- 0		NON-CONFERENCE	0- 2		0- 4		2- 2		
1- 2	0- 0	0- 0		HOME	0- 0		0- 1		1- 1		
0- 4	0- 2	0- 0		AWAY	0- 0		0- 2		0- 0		
1- 4	0- 0	0- 0		NEUTRAL	0- 2		0- 1		1- 1		
3- 9	0- 0	0- 3		CONFERENCE	0- 4		1- 1		2- 1		
3- 5	0- 0	0- 1		HOME	0- 3		1- 1		2- 0		
0- 4	0- 0	0- 2		AWAY	0- 1		0- 0		0- 1		
0- 0	0- 0	0- 0		NEUTRAL	0- 0		0- 0		0- 0		
<hr/>											
RPI S	Opponent	Score		RPI S	Opponent	Score		RPI S	Opponent	Score	
17 A	Texas A&M	0	3	29 A	UCF	0	3	69 H	Temple	0	3
18 A	Arizona	0	3	46 A	SMU	2	3	71 H	Memphis	0	3
				46 H	SMU	0	3	72 N	UTSA	1	3
								74 A	Tulsa	1	3
								74 H	Tulsa	0	3
								92 N	South Dakota	0	3

Non-Div. I Games:

Tulane

Average RPI Win:		254	WON-LOST RECORD		WINNING PCT. RANK		LAST 10 GAMES		STRENGTH OF SCHEDULE		OPP. STRENGTH OF SCHEDULE		TEAM RPI		ADJ RPI		CONF. RPI		ADJ CONF. RPI				
DIV. I ONLY			11- 11		.5 167		4- 6		217		181		181		.47495 181		7 7						
DIV. I NON-CONF.			8- 2		.8 41		1- 0		317		316		185		.4815 188		8 8						
TOTALS		RPI 1-25		RPI 26-50		W-L RECORDS		RPI 51-100		RPI 101-150		RPI 150+											
11- 11		0- 1		0- 3		OVERALL		0- 3		2- 0		9- 4											
8- 4		0- 0		0- 1		HOME		0- 2		1- 0		7- 1											
1- 6		0- 1		0- 2		AWAY		0- 1		1- 0		0- 2											
2- 1		0- 0		0- 0		NEUTRAL		0- 0		0- 0		2- 1											
8- 2		0- 1		0- 0		NON-CONFERENCE		0- 0		0- 0		8- 1											
6- 0		0- 0		0- 0		HOME		0- 0		0- 0		6- 0											
0- 1		0- 1		0- 0		AWAY		0- 0		0- 0		0- 0											
2- 1		0- 0		0- 0		NEUTRAL		0- 0		0- 0		2- 1											
3- 9		0- 0		0- 3		CONFERENCE		0- 3		2- 0		1- 3											
2- 4		0- 0		0- 1		HOME		0- 2		1- 0		1- 1											
1- 5		0- 0		0- 2		AWAY		0- 1		1- 0		0- 2											
0- 0		0- 0		0- 0		NEUTRAL		0- 0		0- 0		0- 0											
RPI	S	Opponent		Score		RPI	S	Opponent		Score		RPI	S	Opponent		Score		RPI	S	Opponent		Score	
8	A	Penn St.		0 3		29	A	UCF		0 3		69	H	Temple		0 3		143	H	Cincinnati		3 2	
						29	H	UCF		0 3		71	H	Memphis		2 3		148	A	Houston		3 2	
						46	A	SMU		0 3		74	A	Tulsa		0 3		153	A	South Fla.		1 3	
																		153	H	South Fla.		3 1	
																		168	H	UConn		1 3	
																		180	A	Tulane		1 3	
																		194	N	Ill.-Chicago		2 3	
																		230	N	Eastern Ill.		3 2	
																		271	H	Morgan St.		3 2	
																		287	H	Tennessee Tech		3 0	
																		293	N	DePaul		3 1	
																		306	H	UMES		3 0	
																		308	H	Norfolk St.		3 0	
																		327	H	N.C. Central		3 0	
																		330	H	N.C. A&T		3 0	

Average RPI Win:	256	WON-LOST	WINNING	LAST 10	STRENGTH OF	OPP. STRENGTH	TEAM	ADJ	CONF.	ADJ CONF.	
Average RPI Loss:	142	RECORD	PCT. RANK	GAMES	SCHEDULE	OF SCHEDULE	RPI	RPI	RPI	RPI	
DIV. I ONLY	15- 9	.625	105	8- 2	296	218	187	.47423	182	26	26
DIV. I NON-CONF.	7- 6	.53846	147	0- 0	285	176	213	.46492	211	26	25
<hr/>											
TOTALS	RPI 1-25	RPI 26-50		W-L RECORDS	RPI 51-100		RPI 101-150		RPI 150+		
15- 9	0- 0	0- 1		OVERALL	0- 1		0- 5		15- 2		
9- 0	0- 0	0- 0		HOME	0- 0		0- 0		9- 0		
3- 6	0- 0	0- 0		AWAY	0- 1		0- 4		3- 1		
3- 3	0- 0	0- 1		NEUTRAL	0- 0		0- 1		3- 1		
<hr/>											
7- 6	0- 0	0- 1		NON-CONFERENCE	0- 1		0- 3		7- 1		
4- 0	0- 0	0- 0		HOME	0- 0		0- 0		4- 0		
0- 3	0- 0	0- 0		AWAY	0- 1		0- 2		0- 0		
3- 3	0- 0	0- 1		NEUTRAL	0- 0		0- 1		3- 1		
<hr/>											
8- 3	0- 0	0- 0		CONFERENCE	0- 0		0- 2		8- 1		
5- 0	0- 0	0- 0		HOME	0- 0		0- 0		5- 0		
3- 3	0- 0	0- 0		AWAY	0- 0		0- 2		3- 1		
0- 0	0- 0	0- 0		NEUTRAL	0- 0		0- 0		0- 0		
<hr/>											
RPI S	Opponent	Score	RPI S	Opponent	Score	RPI S	Opponent	Score	RPI S	Opponent	Score
			27 N	Kansas	0 3	99 A	TCU	1 3	104 A	Denver	0 3
									130 A	Central Ark.	2 3
									136 A	Stephen F. Austin	2 3
									141 N	La.-Lafayette	0 3
									148 A	Houston	2 3
									179 H	A&M-Corpus Christi	3 0
									190 N	Oral Roberts	3 2
									199 H	Houston Baptist	3 1
									212 N	High Point	2 3
									235 H	Bakersfield	3 0
									244 A	Northwestern St.	3 2
									249 H	Mississippi St.	3 1
									253 H	Incarnate Word	3 0
									261 A	McNeese St.	3 0
									266 H	La.-Monroe	3 0
									274 A	Nicholls St.	3 1
									282 A	Lamar	2 3
									282 H	Lamar	3 1
									288 N	Bradley	3 1
									302 H	Abilene Christian	3 0
									303 H	Tex.-Pan American	3 2
									319 N	Ark.-Pine Bluff	3 0
<hr/>											
LAST 10 GAMES											
			179 H	A&M-Corpus Christi	3 0	282 H	Lamar	3 1			
			199 H	Houston Baptist	3 1	302 H	Abilene Christian	3 0			
			244 A	Northwestern St.	3 2	253 H	Incarnate Word	3 0			
			136 A	Stephen F. Austin	2 3	261 A	McNeese St.	3 0			
			130 A	Central Ark.	2 3	274 A	Nicholls St.	3 1			

Non-Div. I Games:

Sam Houston St.

Average RPI Win:	233	WON-LOST RECORD	WINNING PCT. RANK	LAST 10 GAMES	STRENGTH OF SCHEDULE	OPP. STRENGTH OF SCHEDULE	TEAM RPI	ADJ RPI	CONF. RPI	ADJ CONF. RPI	
DIV. I ONLY	14- 12	.53846	158	7- 3	211	236	173	.47319	183	23	23
DIV. I NON-CONF.	7- 7	.5	163	0- 0	233	183	207	.46718	209	25	26
<hr/>											
TOTALS	RPI 1-25	RPI 26-50		W-L RECORDS	RPI 51-100		RPI 101-150		RPI 150+		
14- 12	0- 0	0- 1		OVERALL	1- 1		0- 2		13- 8		
7- 1	0- 0	0- 0		HOME	1- 0		0- 0		6- 1		
5- 7	0- 0	0- 1		AWAY	0- 1		0- 1		5- 4		
2- 4	0- 0	0- 0		NEUTRAL	0- 0		0- 1		2- 3		
<hr/>											
7- 7	0- 0	0- 1		NON-CONFERENCE	0- 0		0- 1		7- 5		
2- 0	0- 0	0- 0		HOME	0- 0		0- 0		2- 0		
3- 3	0- 0	0- 1		AWAY	0- 0		0- 0		3- 2		
2- 4	0- 0	0- 0		NEUTRAL	0- 0		0- 1		2- 3		
<hr/>											
7- 5	0- 0	0- 0		CONFERENCE	1- 1		0- 1		6- 3		
5- 1	0- 0	0- 0		HOME	1- 0		0- 0		4- 1		
2- 4	0- 0	0- 0		AWAY	0- 1		0- 1		2- 2		
0- 0	0- 0	0- 0		NEUTRAL	0- 0		0- 0		0- 0		
<hr/>											
RPI S	Opponent	Score	RPI S	Opponent	Score	RPI S	Opponent	Score	RPI S	Opponent	Score
			29 A	UCF	0 3	81 A	Furman	1 3	118 N	Valparaiso	0 3
						81 H	Furman	3 2	132 A	Samford	0 3
									151 N	Winthrop	0 3
									152 A	Wake Forest	1 3
									164 A	UNC Greensboro	3 2
									164 H	UNC Greensboro	0 3
									169 N	Eastern Ky.	0 3
									198 N	Drake	3 0
									204 H	Charlotte	3 2
									207 H	East Tenn. St.	3 2
									212 A	High Point	3 2
									223 A	Georgia St.	3 0
									236 H	Gardner-Webb	3 0
									246 N	FIU	1 3
									250 A	Chattanooga	0 3
									250 H	Chattanooga	3 1
									257 A	UT Martin	1 3
									276 N	Elon	3 0
									283 H	Mercer	3 2
									292 A	Wofford	2 3
									294 A	UNC Asheville	3 0
									318 A	Citadel	3 0
									318 H	Citadel	3 0
			LAST 10 GAMES								
			250 H	Chattanooga	3 1	81 H	Furman	3 2			
			292 A	Wofford	2 3	318 H	Citadel	3 0			
			318 A	Citadel	3 0	207 H	East Tenn. St.	3 2			
			164 A	UNC Greensboro	3 2	250 A	Chattanooga	0 3			
			283 H	Mercer	3 2	132 A	Samford	0 3			

Non-Div. I Games:

Western Caro.

Average RPI Win:	312	WON-LOST	WINNING	LAST 10	STRENGTH OF	OPP. STRENGTH	TEAM	ADJ	CONF.	ADJ CONF.	
Average RPI Loss:	55	RECORD	PCT. RANK	GAMES	SCHEDULE	OF SCHEDULE	RPI	RPI	RPI	RPI	
DIV. I ONLY	11- 13	.45833	187	5- 3	212	234	210	.47278	184	31	31
DIV. I NON-CONF.	2- 13	.13333	305	0- 3	6	18	137	.52077	132	31	31
<hr/>											
TOTALS	RPI 1-25	RPI 26-50		W-L RECORDS	RPI 51-100		RPI 101-150		RPI 150+		
11- 13	0- 5	0- 2		OVERALL	0- 3		0- 2		11- 1		
5- 1	0- 0	0- 0		HOME	0- 0		0- 0		5- 1		
4- 7	0- 3	0- 1		AWAY	0- 1		0- 2		4- 0		
2- 5	0- 2	0- 1		NEUTRAL	0- 2		0- 0		2- 0		
<hr/>											
2- 13	0- 5	0- 2		NON-CONFERENCE	0- 3		0- 2		2- 1		
0- 1	0- 0	0- 0		HOME	0- 0		0- 0		0- 1		
0- 7	0- 3	0- 1		AWAY	0- 1		0- 2		0- 0		
2- 5	0- 2	0- 1		NEUTRAL	0- 2		0- 0		2- 0		
<hr/>											
9- 0	0- 0	0- 0		CONFERENCE	0- 0		0- 0		9- 0		
5- 0	0- 0	0- 0		HOME	0- 0		0- 0		5- 0		
4- 0	0- 0	0- 0		AWAY	0- 0		0- 0		4- 0		
0- 0	0- 0	0- 0		NEUTRAL	0- 0		0- 0		0- 0		
<hr/>											
RPI S	Opponent	Score		RPI S	Opponent	Score		RPI S	Opponent	Score	
2 A	Florida St.	0	3	29 N	UCF	0	3	63 N	Seton Hall	1	3
3 A	Texas	0	3	39 A	Miami (FL)	0	3	66 A	FGCU	1	3
5 N	Wisconsin	1	3					66 N	FGCU	2	3
13 A	Colorado St.	0	3								
18 N	Arizona	0	3								

Non-Div. I Games:

Florida A&M

Average RPI Win:		269	WON-LOST RECORD		WINNING PCT. RANK		LAST 10 GAMES		STRENGTH OF SCHEDULE		OPP. STRENGTH OF SCHEDULE		TEAM RPI		ADJ RPI		CONF. RPI		ADJ CONF. RPI	
DIV. I ONLY			13- 12		.52 164		4- 6		224		231		183		.47255 185		12		13	
DIV. I NON-CONF.			9- 6		.6 122		1- 0		244		278		177		.48911 175		15		14	
TOTALS		RPI 1-25		RPI 26-50		W-L RECORDS		RPI 51-100		RPI 101-150		RPI 150+								
13- 12		0- 1		0- 1		OVERALL		0- 4		0- 3		13- 3								
7- 3		0- 0		0- 0		HOME		0- 1		0- 2		7- 0								
3- 7		0- 0		0- 1		AWAY		0- 3		0- 0		3- 3								
3- 2		0- 1		0- 0		NEUTRAL		0- 0		0- 1		3- 0								
9- 6		0- 1		0- 0		NON-CONFERENCE		0- 2		0- 3		9- 0								
4- 3		0- 0		0- 0		HOME		0- 1		0- 2		4- 0								
2- 1		0- 0		0- 0		AWAY		0- 1		0- 0		2- 0								
3- 2		0- 1		0- 0		NEUTRAL		0- 0		0- 1		3- 0								
4- 6		0- 0		0- 1		CONFERENCE		0- 2		0- 0		4- 3								
3- 0		0- 0		0- 0		HOME		0- 0		0- 0		3- 0								
1- 6		0- 0		0- 1		AWAY		0- 2		0- 0		1- 3								
0- 0		0- 0		0- 0		NEUTRAL		0- 0		0- 0		0- 0								
RPI	S	Opponent		Score		RPI	S	Opponent		Score		RPI	S	Opponent		Score				
21	N	Marquette		0 3		38	A	Lipscomb		1 3		66	A	FGCU		1 3				
												82	A	South Carolina		1 3				
												85	H	Coastal Caro.		0 3				
												94	A	Northern Ky.		0 3				
												106	H	Dayton		0 3				
												115	N	Georgia Tech		0 3				
												122	H	Fla. Atlantic		0 3				
												174	A	Stetson		2 3				
												204	H	Charlotte		3 1				
												206	A	North Florida		0 3				
												206	H	North Florida		3 0				
												223	H	Georgia St.		3 2				
												236	N	Gardner-Webb		3 1				
												239	A	Kennesaw St.		2 3				
												239	H	Kennesaw St.		3 0				
												260	A	USC Upstate		3 2				
												260	H	USC Upstate		3 0				
												294	H	UNC Asheville		3 0				
												299	A	Charleston So.		3 0				
												309	A	Bethune-Cookman		3 0				
												309	H	Bethune-Cookman		3 1				
												327	N	N.C. Central		3 0				
												331	N	South Carolina St.		3 0				
LAST 10 GAMES						LAST 10 GAMES						LAST 10 GAMES								
260 A USC Upstate 3 2						260 H USC Upstate 3 0						260 H USC Upstate 3 0								
239 A Kennesaw St. 2 3						94 A Northern Ky. 0 3						94 A Northern Ky. 0 3								
206 A North Florida 0 3						38 A Lipscomb 1 3						38 A Lipscomb 1 3								
309 A Bethune-Cookman 3 0						66 A FGCU 1 3						66 A FGCU 1 3								
239 H Kennesaw St. 3 0						174 A Stetson 2 3						174 A Stetson 2 3								

Non-Div. I Games:

Jacksonville

Average RPI Win: 252		WON-LOST RECORD		WINNING PCT. RANK		LAST 10 GAMES		STRENGTH OF SCHEDULE		OPP. STRENGTH OF SCHEDULE		TEAM RPI		ADJ RPI		CONF. RPI		ADJ CONF. RPI	
DIV. I ONLY		10- 14		.41667 215		4- 6		141		217		191		.47112 186		20		21	
DIV. I NON-CONF.		5- 8		.38462 232		0- 1		167		146		214		.46741 207		22		22	
TOTALS		RPI 1-25		RPI 26-50		W-L RECORDS		RPI 51-100		RPI 101-150		RPI 150+							
10- 14		0- 1		0- 0		OVERALL		0- 7		0- 2		10- 4							
4- 4		0- 0		0- 0		HOME		0- 2		0- 0		4- 2							
3- 7		0- 0		0- 0		AWAY		0- 4		0- 2		3- 1							
3- 3		0- 1		0- 0		NEUTRAL		0- 1		0- 0		3- 1							
5- 8		0- 1		0- 0		NON-CONFERENCE		0- 5		0- 0		5- 2							
1- 1		0- 0		0- 0		HOME		0- 1		0- 0		1- 0							
1- 4		0- 0		0- 0		AWAY		0- 3		0- 0		1- 1							
3- 3		0- 1		0- 0		NEUTRAL		0- 1		0- 0		3- 1							
5- 6		0- 0		0- 0		CONFERENCE		0- 2		0- 2		5- 2							
3- 3		0- 0		0- 0		HOME		0- 1		0- 0		3- 2							
2- 3		0- 0		0- 0		AWAY		0- 1		0- 2		2- 0							
0- 0		0- 0		0- 0		NEUTRAL		0- 0		0- 0		0- 0							
RPI S	Opponent	Score		RPI S	Opponent	Score		RPI S	Opponent	Score		RPI S	Opponent	Score					
24 N	Colorado	0	3					54 N	Northwestern	0	3	107 A	Liberty	0	3				
								62 A	Appalachian St.	0	3	110 A	Radford	2	3				
								76 A	Clemson	1	3	151 A	Winthrop	3	2				
								81 H	Furman	1	3	152 A	Wake Forest	1	3				
								85 A	Coastal Caro.	0	3	172 N	Georgetown	0	3				
								85 H	Coastal Caro.	0	3	173 A	Hampton	3	2				
								95 A	Northern Ill.	1	3	212 H	High Point	3	1				
												225 H	Campbell	3	0				
												236 H	Gardner-Webb	1	3				
												260 H	USC Upstate	3	0				
												278 N	Davidson	3	1				
												292 N	Wofford	3	1				
												294 H	UNC Asheville	2	3				
												299 A	Charleston So.	3	1				
												299 H	Charleston So.	3	0				
												327 N	N.C. Central	3	0				
				LAST 10 GAMES															
				85 H	Coastal Caro.	0	3	212 H	High Point	3	1								
				299 H	Charleston So.	3	0	225 H	Campbell	3	0								
				76 A	Clemson	1	3	294 H	UNC Asheville	2	3								
				110 A	Radford	2	3	236 H	Gardner-Webb	1	3								
				107 A	Liberty	0	3	151 A	Winthrop	3	2								

Non-Div. I Games:

Presbyterian

Average RPI Win: 223		WON-LOST RECORD		WINNING PCT. RANK		LAST 10 GAMES		STRENGTH OF SCHEDULE		OPP. STRENGTH OF SCHEDULE		TEAM RPI		ADJ RPI		CONF. RPI		ADJ CONF. RPI	
DIV. I ONLY		7- 14		.33333 252		4- 6		84		154		192		.47061 187		18		18	
DIV. I NON-CONF.		3- 8		.27273 271		0- 1		33		101		162		.50175 157		18		18	
TOTALS		RPI 1-25		RPI 26-50		W-L RECORDS		RPI 51-100		RPI 101-150		RPI 150+							
7- 14		0- 2		0- 1		OVERALL		0- 3		0- 1		7- 7							
5- 7		0- 0		0- 0		HOME		0- 2		0- 1		5- 4							
2- 6		0- 1		0- 1		AWAY		0- 1		0- 0		2- 3							
0- 1		0- 1		0- 0		NEUTRAL		0- 0		0- 0		0- 0							
3- 8		0- 2		0- 1		NON-CONFERENCE		0- 1		0- 1		3- 3							
3- 4		0- 0		0- 0		HOME		0- 1		0- 1		3- 2							
0- 3		0- 1		0- 1		AWAY		0- 0		0- 0		0- 1							
0- 1		0- 1		0- 0		NEUTRAL		0- 0		0- 0		0- 0							
4- 6		0- 0		0- 0		CONFERENCE		0- 2		0- 0		4- 4							
2- 3		0- 0		0- 0		HOME		0- 1		0- 0		2- 2							
2- 3		0- 0		0- 0		AWAY		0- 1		0- 0		2- 2							
0- 0		0- 0		0- 0		NEUTRAL		0- 0		0- 0		0- 0							
RPI	S	Opponent		Score		RPI	S	Opponent		Score		RPI	S	Opponent		Score			
1	A	Stanford		0	3	37	A	Santa Clara		0	3	69	H	Temple		0	3		
20	N	Duke		1	3							70	A	Harvard		2	3		
												88	H	Yale		0	3		
												106	H	Dayton		1	3		
												156	H	Villanova		0	3		
												159	A	Delaware		0	3		
												161	A	Princeton		1	3		
												161	H	Princeton		0	3		
												172	H	Georgetown		0	3		
												193	H	Cleveland St.		3	0		
												195	A	Dartmouth		3	1		
												202	H	Brown		3	2		
												211	H	Colgate		3	0		
												215	A	Columbia		3	1		
												215	H	Columbia		0	3		
												265	H	La Salle		3	1		
												279	A	Cornell		0	3		
												279	H	Cornell		3	1		
LAST 10 GAMES																			
215 A Columbia						3	1	202 H Brown						3	2				
279 A Cornell						0	3	88 H Yale						0	3				
161 A Princeton						1	3	279 H Cornell						3	1				
195 A Dartmouth						3	1	215 H Columbia						0	3				
70 A Harvard						2	3	106 H Dayton						1	3				

Non-Div. I Games:

Penn

UTEP

Average RPI Win:		250	WON-LOST RECORD		WINNING PCT. RANK		LAST 10 GAMES		STRENGTH OF SCHEDULE		OPP. STRENGTH OF SCHEDULE		TEAM RPI		ADJ RPI		CONF. RPI		ADJ CONF. RPI	
Average RPI Loss:		99																		
DIV. I ONLY			5- 18		.21739 298		3- 7		44		139		201		.47056 188		15		15	
DIV. I NON-CONF.			2- 9		.18182 291		0- 0		39		88		205		.47578 200		13		13	
TOTALS		RPI 1-25		RPI 26-50		W-L RECORDS		RPI 51-100		RPI 101-150		RPI 150+								
5- 18		0- 2		0- 2		OVERALL		0- 5		0- 5		5- 4								
0- 8		0- 1		0- 2		HOME		0- 2		0- 2		0- 1								
4- 5		0- 0		0- 0		AWAY		0- 3		0- 1		4- 1								
1- 5		0- 1		0- 0		NEUTRAL		0- 0		0- 2		1- 2								
2- 9		0- 2		0- 1		NON-CONFERENCE		0- 1		0- 3		2- 2								
0- 2		0- 1		0- 1		HOME		0- 0		0- 0		0- 0								
1- 2		0- 0		0- 0		AWAY		0- 1		0- 1		1- 0								
1- 5		0- 1		0- 0		NEUTRAL		0- 0		0- 2		1- 2								
3- 9		0- 0		0- 1		CONFERENCE		0- 4		0- 2		3- 2								
0- 6		0- 0		0- 1		HOME		0- 2		0- 2		0- 1								
3- 3		0- 0		0- 0		AWAY		0- 2		0- 0		3- 1								
0- 0		0- 0		0- 0		NEUTRAL		0- 0		0- 0		0- 0								
RPI S	Opponent		Score		RPI S	Opponent		Score		RPI S	Opponent		Score		RPI S	Opponent		Score		
3 N	Texas		0 3		28 H	BYU		0 3		72 A	UTSA		1 3		103 N	San Francisco		2 3		
13 H	Colorado St.		0 3		44 H	Western Ky.		0 3		72 H	UTSA		0 3		104 A	Denver		1 3		

Average RPI Win: 236		WON-LOST RECORD		WINNING PCT. RANK		LAST 10 GAMES		STRENGTH OF SCHEDULE		OPP. STRENGTH OF SCHEDULE		TEAM RPI		ADJ RPI		CONF. RPI		ADJ CONF. RPI	
Average RPI Loss: 125																			
DIV. I ONLY		10- 16		.38462 231		2- 8		126		188		197		.47048 189		14		14	
DIV. I NON-CONF.		8- 6		.57143 139		1- 0		163		187		142		.50955 147		17		17	
TOTALS		RPI 1-25		RPI 26-50		W-L RECORDS		RPI 51-100		RPI 101-150		RPI 150+							
10- 16		0- 0		0- 1		OVERALL		1- 4		1- 5		8- 6							
2- 5		0- 0		0- 0		HOME		0- 2		1- 1		1- 2							
4- 9		0- 0		0- 1		AWAY		0- 1		0- 4		4- 3							
4- 2		0- 0		0- 0		NEUTRAL		1- 1		0- 0		3- 1							
8- 6		0- 0		0- 1		NON-CONFERENCE		1- 2		1- 0		6- 3							
1- 2		0- 0		0- 0		HOME		0- 1		1- 0		0- 1							
3- 2		0- 0		0- 1		AWAY		0- 0		0- 0		3- 1							
4- 2		0- 0		0- 0		NEUTRAL		1- 1		0- 0		3- 1							
2- 10		0- 0		0- 0		CONFERENCE		0- 2		0- 5		2- 3							
1- 3		0- 0		0- 0		HOME		0- 1		0- 1		1- 1							
1- 7		0- 0		0- 0		AWAY		0- 1		0- 4		1- 2							
0- 0		0- 0		0- 0		NEUTRAL		0- 0		0- 0		0- 0							
RPI S	Opponent	Score		RPI S	Opponent	Score		RPI S	Opponent	Score		RPI S	Opponent	Score					
				29 A	UCF	0	3	64 N	UNI	0	3	112 A	Hofstra	0	3				
								70 H	Harvard	1	3	114 A	UNCW	2	3				
								91 A	Towson	0	3	114 H	UNCW	0	3				
								91 H	Towson	1	3	120 A	Col. of Charleston	1	3				
								99 N	TCU	3	2	134 A	James Madison	0	3				
												138 H	Boston College	3	1				
												154 H	Rhode Island	1	3				
												159 A	Delaware	0	3				
												159 H	Delaware	1	3				
												169 N	Eastern Ky.	2	3				
												175 A	Notre Dame	1	3				
												225 A	Campbell	3	2				
												231 A	New Hampshire	3	1				
												238 A	William & Mary	1	3				
												245 N	Rider	3	1				
												246 N	FIU	3	2				
												276 A	Elon	3	0				
												276 H	Elon	3	2				
												298 A	Fordham	3	0				
												325 N	Fairleigh Dickinson	3	1				
				LAST 10 GAMES															
				159 A	Delaware	0	3	134 A	James Madison	0	3								
				91 A	Towson	0	3	225 A	Campbell	3	2								
				114 H	UNCW	0	3	120 A	Col. of Charleston	1	3								
				276 H	Elon	3	2	112 A	Hofstra	0	3								
				238 A	William & Mary	1	3	91 H	Towson	1	3								

Non-Div. I Games:

Northeastern

Average RPI Win: 194		WON-LOST	WINNING	LAST 10	STRENGTH OF		OPP. STRENGTH	TEAM	ADJ	CONF.	ADJ CONF.
Average RPI Loss: 149		RECORD	PCT. RANK	GAMES	SCHEDULE		OF SCHEDULE	RPI	RPI	RPI	RPI
DIV. I ONLY		12- 13	.48	176	5- 5		187	161	178	.47	190
DIV. I NON-CONF.		6- 7	.46154	184	0- 0		121	126	163	.49739	165
TOTALS		RPI 1-25	RPI 26-50		W-L RECORDS		RPI 51-100		RPI 101-150		RPI 150+
12- 13	0- 0	0- 1		OVERALL		3- 3		0- 3		9- 6	
5- 1	0- 0	0- 0		HOME		1- 0		0- 0		4- 1	
3- 8	0- 0	0- 0		AWAY		1- 3		0- 2		2- 3	
4- 4	0- 0	0- 1		NEUTRAL		1- 0		0- 1		3- 2	
6- 7	0- 0	0- 1		NON-CONFERENCE		2- 2		0- 2		4- 2	
0- 0	0- 0	0- 0		HOME		0- 0		0- 0		0- 0	
2- 3	0- 0	0- 0		AWAY		1- 2		0- 1		1- 0	
4- 4	0- 0	0- 1		NEUTRAL		1- 0		0- 1		3- 2	
6- 6	0- 0	0- 0		CONFERENCE		1- 1		0- 1		5- 4	
5- 1	0- 0	0- 0		HOME		1- 0		0- 0		4- 1	
1- 5	0- 0	0- 0		AWAY		0- 1		0- 1		1- 3	
0- 0	0- 0	0- 0		NEUTRAL		0- 0		0- 0		0- 0	
RPI S	Opponent	Score	RPI S	Opponent	Score	RPI S	Opponent	Score	RPI S	Opponent	Score
			44 N	Western Ky.	1 3	74 A	Tulsa	1 3	104 A	Denver	0 3
						79 A	Missouri St.	1 3	141 N	La.-Lafayette	0 3
						92 A	South Dakota	2 3	148 A	Houston	1 3
						92 H	South Dakota	3 2	155 A	Pepperdine	3 1
						97 A	Arkansas	3 2	158 H	North Dakota St.	3 1
						98 N	Milwaukee	3 0	165 A	IUPUI	1 3
									165 H	IUPUI	3 2
									182 N	Sam Houston St.	2 3
									205 N	South Ala.	3 1
									216 A	IPFW	1 3
									216 H	IPFW	0 3
									228 A	Omaha	0 3
									247 N	Nevada	0 3
									253 N	Incarnate Word	3 1
									261 N	McNeese St.	3 0
									275 A	Western Ill.	3 2
									275 H	Western Ill.	3 2
									296 H	South Dakota St.	3 0
			LAST 10 GAMES								
			216 H	IPFW	0 3	228 A	Omaha	0 3			
			275 H	Western Ill.	3 2	158 H	North Dakota St.	3 1			
			165 A	IUPUI	1 3	216 A	IPFW	1 3			
			92 H	South Dakota	3 2	165 H	IUPUI	3 2			
			275 A	Western Ill.	3 2	104 A	Denver	0 3			

Non-Div. I Games:

Oral Roberts

Average RPI Win: 240		WON-LOST	WINNING	LAST 10	STRENGTH OF		OPP. STRENGTH	TEAM	ADJ	CONF.	ADJ CONF.
Average RPI Loss: 88		RECORD	PCT. RANK	GAMES	SCHEDULE		OF SCHEDULE	RPI	RPI	RPI	RPI
DIV. I ONLY		8- 17	.32	260	1- 9		89	83	182	.46981	191
DIV. I NON-CONF.		7- 7	.5	163	0- 0		204	203	197	.47221	203
TOTALS		RPI 1-25	RPI 26-50		W-L RECORDS		RPI 51-100		RPI 101-150		RPI 150+
8- 17		0- 6	0- 1		OVERALL		1- 5		0- 2		7- 3
3- 7		0- 4	0- 1		HOME		1- 1		0- 0		2- 1
1- 8		0- 2	0- 0		AWAY		0- 3		0- 2		1- 1
4- 2		0- 0	0- 0		NEUTRAL		0- 1		0- 0		4- 1
7- 7		0- 1	0- 0		NON-CONFERENCE		0- 4		0- 0		7- 2
2- 2		0- 0	0- 0		HOME		0- 1		0- 0		2- 1
1- 3		0- 1	0- 0		AWAY		0- 2		0- 0		1- 0
4- 2		0- 0	0- 0		NEUTRAL		0- 1		0- 0		4- 1
1- 10		0- 5	0- 1		CONFERENCE		1- 1		0- 2		0- 1
1- 5		0- 4	0- 1		HOME		1- 0		0- 0		0- 0
0- 5		0- 1	0- 0		AWAY		0- 1		0- 2		0- 1
0- 0		0- 0	0- 0		NEUTRAL		0- 0		0- 0		0- 0
RPI S	Opponent	Score	RPI S	Opponent	Score	RPI S	Opponent	Score	RPI S	Opponent	Score
10 H	Florida	0 3	26 H	Alabama	1 3	60 H	Ole Miss	3 0	116 A	Missouri	0 3
11 A	Kentucky	0 3				62 A	Appalachian St.	0 3	121 A	Georgia	0 3
11 H	Kentucky	0 3				71 H	Memphis	1 3	193 N	Cleveland St.	3 1
17 H	Texas A&M	0 3				85 A	Coastal Caro.	1 3	228 N	Omaha	0 3
23 A	Iowa St.	0 3				95 N	Northern Ill.	0 3	239 N	Kennesaw St.	3 1
25 H	LSU	0 3				97 A	Arkansas	0 3	249 A	Mississippi St.	2 3
									252 H	Austin Peay	0 3
									263 A	Evansville	3 1
									269 H	Montana St.	3 0
									283 H	Mercer	3 2
									287 N	Tennessee Tech	3 0
									324 N	Loyola Maryland	3 1
LAST 10 GAMES											
10 H	Florida	0 3	25 H	LSU	0 3						
11 A	Kentucky	0 3	11 H	Kentucky	0 3						
60 H	Ole Miss	3 0	26 H	Alabama	1 3						
121 A	Georgia	0 3	17 H	Texas A&M	0 3						
249 A	Mississippi St.	2 3	116 A	Missouri	0 3						

Non-Div. I Games:

Tennessee

Average RPI Win: 228		WON-LOST	WINNING	LAST 10	STRENGTH OF		OPP. STRENGTH	TEAM	ADJ	CONF.	ADJ CONF.
Average RPI Loss: 90		RECORD	PCT. RANK	GAMES	SCHEDULE		OF SCHEDULE	RPI	RPI	RPI	RPI
DIV. I ONLY		7- 15	.31818 264	1- 9	123		90	207	.46929 192	8	8
DIV. I NON-CONF.		6- 7	.46154 184	0- 1	149		102	173	.49707 166	7	7
TOTALS		RPI 1-25	RPI 26-50	W-L RECORDS	RPI 51-100		RPI 101-150	RPI 150+			
7- 15	0- 1		0- 4	OVERALL	0- 2		0- 6	7- 2			
3- 9	0- 1		0- 3	HOME	0- 1		0- 3	3- 1			
1- 4	0- 0		0- 1	AWAY	0- 0		0- 3	1- 0			
3- 2	0- 0		0- 0	NEUTRAL	0- 1		0- 0	3- 1			
6- 7	0- 1		0- 0	NON-CONFERENCE	0- 2		0- 3	6- 1			
3- 3	0- 1		0- 0	HOME	0- 1		0- 1	3- 0			
0- 2	0- 0		0- 0	AWAY	0- 0		0- 2	0- 0			
3- 2	0- 0		0- 0	NEUTRAL	0- 1		0- 0	3- 1			
1- 8	0- 0		0- 4	CONFERENCE	0- 0		0- 3	1- 1			
0- 6	0- 0		0- 3	HOME	0- 0		0- 2	0- 1			
1- 2	0- 0		0- 1	AWAY	0- 0		0- 1	1- 0			
0- 0	0- 0		0- 0	NEUTRAL	0- 0		0- 0	0- 0			
RPI S	Opponent	Score	RPI S	Opponent	Score	RPI S	Opponent	Score	RPI S	Opponent	Score
14 H	UCLA	0 3	30 A	Hawaii	0 3	54 N	Northwestern	1 3	108 A	San Diego St.	1 3
			30 H	Hawaii	0 3	88 H	Yale	1 3	109 H	Texas Tech	0 3
			31 H	Long Beach St.	0 3				113 A	UC Irvine	1 3
			36 H	CSUN	0 3				120 A	Col. of Charleston	0 3
									129 H	UC Santa Barbara	1 3
									142 H	UC Davis	2 3
									152 N	Wake Forest	2 3
									156 N	Villanova	3 1
									172 H	Georgetown	3 2
									174 N	Stetson	3 1
									197 H	Cal Poly	1 3
									202 N	Brown	3 0
									291 H	Sacred Heart	3 0
									295 A	UC Riverside	3 1
									304 H	Bucknell	3 1
			LAST 10 GAMES								
			30 H	Hawaii	0 3	197 H	Cal Poly	1 3			
			113 A	UC Irvine	1 3	30 A	Hawaii	0 3			
			295 A	UC Riverside	3 1	31 H	Long Beach St.	0 3			
			142 H	UC Davis	2 3	36 H	CSUN	0 3			
			129 H	UC Santa Barbara	1 3	14 H	UCLA	0 3			

Non-Div. I Games:

Cal St. Fullerton

Average RPI Win: 222		WON-LOST RECORD		WINNING PCT. RANK		LAST 10 GAMES		STRENGTH OF SCHEDULE		OPP. STRENGTH OF SCHEDULE		TEAM RPI		ADJ RPI		CONF. RPI		ADJ CONF. RPI	
DIV. I ONLY		11- 13		.45833 187		3- 7		198		150		189		.46921 193		17		16	
DIV. I NON-CONF.		7- 6		.53846 147		0- 0		189		135		165		.49156 172		14		15	
TOTALS		RPI 1-25		RPI 26-50		W-L RECORDS		RPI 51-100		RPI 101-150		RPI 150+							
11- 13		0- 0		0- 1		OVERALL		0- 3		2- 5		9- 4							
6- 5		0- 0		0- 0		HOME		0- 1		1- 3		5- 1							
2- 5		0- 0		0- 1		AWAY		0- 1		0- 2		2- 1							
3- 3		0- 0		0- 0		NEUTRAL		0- 1		1- 0		2- 2							
7- 6		0- 0		0- 1		NON-CONFERENCE		0- 2		2- 0		5- 3							
4- 0		0- 0		0- 0		HOME		0- 0		1- 0		3- 0							
0- 3		0- 0		0- 1		AWAY		0- 1		0- 0		0- 1							
3- 3		0- 0		0- 0		NEUTRAL		0- 1		1- 0		2- 2							
4- 7		0- 0		0- 0		CONFERENCE		0- 1		0- 5		4- 1							
2- 5		0- 0		0- 0		HOME		0- 1		0- 3		2- 1							
2- 2		0- 0		0- 0		AWAY		0- 0		0- 2		2- 0							
0- 0		0- 0		0- 0		NEUTRAL		0- 0		0- 0		0- 0							
RPI	S	Opponent		Score		RPI	S	Opponent		Score		RPI	S	Opponent		Score			
				27	A	Kansas	1	3	62	A	Appalachian St.	0	3	106	H	Dayton	3	1	
									97	N	Arkansas	0	3	118	A	Valparaiso	1	3	
									98	H	Milwaukee	0	3	118	H	Valparaiso	0	3	
														135	H	Youngstown St.	1	3	
														144	A	Oakland	2	3	
														144	H	Oakland	2	3	
														146	N	North Texas	3	2	
														172	N	Georgetown	3	0	
														187	A	Penn	0	3	
														191	N	Tennessee	1	3	
														194	A	Ill.-Chicago	3	1	
														194	H	Ill.-Chicago	2	3	
														211	N	Colgate	0	3	
														218	H	Green Bay	3	0	
														232	H	Navy	3	0	
														270	H	Akron	3	0	
														272	A	Wright St.	3	0	
														272	H	Wright St.	3	0	
														277	H	Toledo	3	0	
														287	N	Tennessee Tech	3	0	
LAST 10 GAMES																			
				194	H	Ill.-Chicago	2	3	218	H	Green Bay	3	0						
				118	H	Valparaiso	0	3	98	H	Milwaukee	0	3						
				272	A	Wright St.	3	0	118	A	Valparaiso	1	3						
				144	A	Oakland	2	3	194	A	Ill.-Chicago	3	1						
				135	H	Youngstown St.	1	3	144	H	Oakland	2	3						

Non-Div. I Games:

Cleveland St.

Average RPI Win:		204	WON-LOST RECORD		WINNING PCT. RANK		LAST 10 GAMES		STRENGTH OF SCHEDULE		OPP. STRENGTH OF SCHEDULE		TEAM RPI		ADJ RPI		CONF. RPI		ADJ CONF. RPI				
DIV. I ONLY			12- 14		.46154 184		6- 4		195		136		180		.46801 194		17		16				
DIV. I NON-CONF.			6- 9		.4 221		0- 0		169		137		211		.45886 218		14		15				
TOTALS		RPI 1-25		RPI 26-50				W-L RECORDS		RPI 51-100				RPI 101-150				RPI 150+					
12- 14		0- 1		0- 2				OVERALL		1- 3				2- 3				9- 5					
3- 5		0- 0		0- 0				HOME		1- 1				0- 1				2- 3					
6- 6		0- 1		0- 1				AWAY		0- 2				2- 1				4- 1					
3- 3		0- 0		0- 1				NEUTRAL		0- 0				0- 1				3- 1					
6- 9		0- 1		0- 2				NON-CONFERENCE		1- 1				0- 1				5- 4					
2- 2		0- 0		0- 0				HOME		1- 0				0- 0				1- 2					
1- 4		0- 1		0- 1				AWAY		0- 1				0- 0				1- 1					
3- 3		0- 0		0- 1				NEUTRAL		0- 0				0- 1				3- 1					
6- 5		0- 0		0- 0				CONFERENCE		0- 2				2- 2				4- 1					
1- 3		0- 0		0- 0				HOME		0- 1				0- 1				1- 1					
5- 2		0- 0		0- 0				AWAY		0- 1				2- 1				3- 0					
0- 0		0- 0		0- 0				NEUTRAL		0- 0				0- 0				0- 0					
RPI	S	Opponent		Score		RPI	S	Opponent		Score		RPI	S	Opponent		Score		RPI	S	Opponent		Score	
8	A	Penn St.		0 3		42	A	Illinois St.		0 3		89	H	Indiana		3 2		118	A	Valparaiso		3 1	
						49	N	Virginia		1 3		95	A	Northern Ill.		1 3		124	N	Eastern Mich.		2 3	
												98	A	Milwaukee		1 3		135	A	Youngstown St.		1 3	
												98	H	Milwaukee		0 3		135	H	Youngstown St.		1 3	
																		144	A	Oakland		3 0	
																		167	A	Marshall		0 3	
																		169	H	Eastern Ky.		3 1	
																		171	H	Buffalo		1 3	
																		181	N	East Carolina		3 2	
																		193	A	Cleveland St.		3 2	
																		193	H	Cleveland St.		1 3	
																		201	N	Syracuse		1 3	
																		218	A	Green Bay		3 0	
																		218	H	Green Bay		3 0	
																		230	N	Eastern Ill.		3 1	
																		272	A	Wright St.		3 0	
																		275	H	Western Ill.		2 3	
																		293	N	DePaul		3 1	
																		323	A	Chicago St.		3 0	
						LAST 10 GAMES																	
						193 A Cleveland St.						3 2		144 A Oakland						3 0			
						135 A Youngstown St.						1 3		272 A Wright St.						3 0			
						98 H Milwaukee						0 3		135 H Youngstown St.						1 3			
						218 H Green Bay						3 0		193 H Cleveland St.						1 3			
						118 A Valparaiso						3 1		218 A Green Bay						3 0			

Non-Div. I Games:

Ill.-Chicago

Average RPI Win: 244		WON-LOST	WINNING	LAST 10	STRENGTH OF		OPP. STRENGTH	TEAM	ADJ	CONF.	ADJ CONF.
Average RPI Loss: 144		RECORD	PCT. RANK	GAMES	SCHEDULE		OF SCHEDULE	RPI	RPI	RPI	RPI
DIV. I ONLY		13- 8	.61905	117	4- 6		295	226	190	.4664	195
DIV. I NON-CONF.		9- 2	.81818	36	0- 0		326	284	200	.47565	201
TOTALS		RPI 1-25	RPI 26-50		W-L RECORDS		RPI 51-100		RPI 101-150		RPI 150+
13- 8	0- 0	0- 0		OVERALL		1- 4		1- 0		11- 4	
4- 2	0- 0	0- 0		HOME		1- 1		0- 0		3- 1	
3- 5	0- 0	0- 0		AWAY		0- 3		1- 0		2- 2	
6- 1	0- 0	0- 0		NEUTRAL		0- 0		0- 0		6- 1	
9- 2	0- 0	0- 0		NON-CONFERENCE		0- 1		1- 0		8- 1	
1- 0	0- 0	0- 0		HOME		0- 0		0- 0		1- 0	
2- 1	0- 0	0- 0		AWAY		0- 1		1- 0		1- 0	
6- 1	0- 0	0- 0		NEUTRAL		0- 0		0- 0		6- 1	
4- 6	0- 0	0- 0		CONFERENCE		1- 3		0- 0		3- 3	
3- 2	0- 0	0- 0		HOME		1- 1		0- 0		2- 1	
1- 4	0- 0	0- 0		AWAY		0- 2		0- 0		1- 2	
0- 0	0- 0	0- 0		NEUTRAL		0- 0		0- 0		0- 0	
RPI S	Opponent	Score	RPI S	Opponent	Score	RPI S	Opponent	Score	RPI S	Opponent	Score
						63 A	Seton Hall	0 3	140 A	St. John's (NY)	3 2
						70 A	Harvard	0 3	161 H	Princeton	3 2
						70 H	Harvard	3 1	187 H	Penn	1 3
						88 A	Yale	0 3	202 A	Brown	1 3
						88 H	Yale	0 3	202 H	Brown	3 2
									215 A	Columbia	1 3
									220 N	Middle Tenn.	3 2
									231 N	New Hampshire	3 2
									242 N	Fresno St.	0 3
									279 A	Cornell	3 0
									290 N	Saint Francis (PA)	3 1
									298 N	Fordham	3 0
									310 H	Bryant	3 0
									322 N	St. Francis Brooklyn	3 2
									324 A	Loyola Maryland	3 0
									329 N	Quinnipiac	3 0
LAST 10 GAMES											
						202 A	Brown	1 3	279 A	Cornell	3 0
						88 A	Yale	0 3	215 A	Columbia	1 3
						70 A	Harvard	0 3	88 H	Yale	0 3
						187 H	Penn	1 3	202 H	Brown	3 2
						161 H	Princeton	3 2	70 H	Harvard	3 1

Non-Div. I Games:

Dartmouth

Average RPI Win: 200		WON-LOST RECORD		WINNING PCT. RANK		LAST 10 GAMES		STRENGTH OF SCHEDULE		OPP. STRENGTH OF SCHEDULE		TEAM RPI		ADJ RPI		CONF. RPI		ADJ CONF. RPI					
DIV. I ONLY		7- 15		.31818 264		2- 8		107		122		208		.46635 196		13		12					
DIV. I NON-CONF.		4- 5		.44444 203		0- 0		72		92		130		.52974 121		10		10					
TOTALS		RPI 1-25		RPI 26-50		W-L RECORDS		RPI 51-100		RPI 101-150		RPI 150+											
7- 15		0- 1		1- 2		OVERALL		0- 6		1- 2		5- 4											
1- 6		0- 0		0- 1		HOME		0- 2		0- 1		1- 2											
3- 6		0- 1		0- 0		AWAY		0- 4		1- 0		2- 1											
3- 3		0- 0		1- 1		NEUTRAL		0- 0		0- 1		2- 1											
4- 5		0- 1		1- 1		NON-CONFERENCE		0- 1		0- 1		3- 1											
0- 0		0- 0		0- 0		HOME		0- 0		0- 0		0- 0											
1- 2		0- 1		0- 0		AWAY		0- 1		0- 0		1- 0											
3- 3		0- 0		1- 1		NEUTRAL		0- 0		0- 1		2- 1											
3- 10		0- 0		0- 1		CONFERENCE		0- 5		1- 1		2- 3											
1- 6		0- 0		0- 1		HOME		0- 2		0- 1		1- 2											
2- 4		0- 0		0- 0		AWAY		0- 3		1- 0		1- 1											
0- 0		0- 0		0- 0		NEUTRAL		0- 0		0- 0		0- 0											
RPI	S	Opponent		Score		RPI	S	Opponent		Score		RPI	S	Opponent		Score							
18	A	Arizona		0	3	36	N	CSUN		1	3	54	A	Northwestern		1	3	135	N	Youngstown St.		1	3
						42	H	Illinois St.		0	3	64	A	UNI		0	3	139	A	Southern Ill.		3	1
						49	N	Virginia		3	2	79	A	Missouri St.		0	3	139	H	Southern Ill.		0	3
												79	H	Missouri St.		2	3	154	N	Rhode Island		0	3
												90	A	Wichita St.		0	3	157	H	Indiana St.		0	3
												90	H	Wichita St.		0	3	159	A	Delaware		3	2
																		198	A	Drake		3	2
																		263	A	Evansville		1	3
																		263	H	Evansville		1	3
																		281	N	Alabama St.		3	0
																		284	N	Albany (NY)		3	0
																		288	H	Bradley		3	0
						LAST 10 GAMES																	
						139	H	Southern Ill.		0	3	42	H	Illinois St.		0	3						
						263	H	Evansville		1	3	157	H	Indiana St.		0	3						
						79	A	Missouri St.		0	3	263	A	Evansville		1	3						
						90	A	Wichita St.		0	3	139	A	Southern Ill.		3	1						
						288	H	Bradley		3	0	90	H	Wichita St.		0	3						

Non-Div. I Games:

Loyola Chicago

Average RPI Win:	245	WON-LOST	WINNING	LAST 10	STRENGTH OF	OPP. STRENGTH	TEAM	ADJ	CONF.	ADJ CONF.		
Average RPI Loss:	86	RECORD	PCT. RANK	GAMES	SCHEDULE	OF SCHEDULE	RPI	RPI	RPI	RPI		
DIV. I ONLY	8- 12	.4	224	3- 7	231	96	228	.46484	197	8	8	
DIV. I NON-CONF.	5- 5	.5	163	0- 0	241	109	202	.48198	186	7	7	
<hr/>												
TOTALS	RPI 1-25	RPI 26-50		W-L RECORDS		RPI 51-100		RPI 101-150		RPI 150+		
8- 12	0- 0	0- 4		OVERALL		1- 3		0- 4		7- 1		
5- 4	0- 0	0- 3		HOME		1- 0		0- 1		4- 0		
3- 5	0- 0	0- 1		AWAY		0- 0		0- 3		3- 1		
0- 3	0- 0	0- 0		NEUTRAL		0- 3		0- 0		0- 0		
<hr/>												
5- 5	0- 0	0- 1		NON-CONFERENCE		1- 3		0- 0		4- 1		
4- 1	0- 0	0- 1		HOME		1- 0		0- 0		3- 0		
1- 1	0- 0	0- 0		AWAY		0- 0		0- 0		1- 1		
0- 3	0- 0	0- 0		NEUTRAL		0- 3		0- 0		0- 0		
<hr/>												
3- 7	0- 0	0- 3		CONFERENCE		0- 0		0- 4		3- 0		
1- 3	0- 0	0- 2		HOME		0- 0		0- 1		1- 0		
2- 4	0- 0	0- 1		AWAY		0- 0		0- 3		2- 0		
0- 0	0- 0	0- 0		NEUTRAL		0- 0		0- 0		0- 0		
<hr/>												
RPI	S	Opponent	Score	RPI	S	Opponent	Score	RPI	S	Opponent	Score	
				30	A	Hawaii	0 3	55	N	Wyoming	1 3	
				31	H	Long Beach St.	1 3	59	N	Utah	0 3	
				36	H	CSUN	1 3	93	N	Washington St.	2 3	
				37	H	Santa Clara	2 3	95	H	Northern Ill.	3 1	
										113	A UC Irvine	0 3
										129	A UC Santa Barbara	2 3
										142	A UC Davis	1 3
										142	H UC Davis	1 3
										160	A St. Mary's (CA)	1 3
										192	A Cal St. Fullerton	3 1
										235	H Bakersfield	3 1
										255	A Montana	3 1
										280	H Sacramento St.	3 0
										295	A UC Riverside	3 2
										295	H UC Riverside	3 1
										314	H San Jose St.	3 0
<hr/>												
LAST 10 GAMES												
				142	A	UC Davis	1 3	113	A	UC Irvine	0 3	
				295	A	UC Riverside	3 2	192	A	Cal St. Fullerton	3 1	
				30	A	Hawaii	0 3	295	H	UC Riverside	3 1	
				31	H	Long Beach St.	1 3	142	H	UC Davis	1 3	
				36	H	CSUN	1 3	129	A	UC Santa Barbara	2 3	

Non-Div. I Games:

Cal Poly

Average RPI Win: 249		WON-LOST	WINNING	LAST 10	STRENGTH OF	OPP. STRENGTH	TEAM	ADJ	CONF.	ADJ CONF.					
Average RPI Loss: 121		RECORD	PCT. RANK	GAMES	SCHEDULE	OF SCHEDULE	RPI	RPI	RPI	RPI					
DIV. I ONLY		9- 14	.3913	228	0- 10	145	212	203	.46326	198	13	12			
DIV. I NON-CONF.		8- 3	.72727	65	0- 0	156	288	101	.54054	106	10	10			
<hr/>															
TOTALS		RPI 1-25		RPI 26-50		W-L RECORDS		RPI 51-100		RPI 101-150		RPI 150+			
9- 14		0- 0		0- 1		OVERALL		1- 6		0- 3		8- 4			
1- 7		0- 0		0- 0		HOME		0- 3		0- 2		1- 2			
3- 5		0- 0		0- 1		AWAY		0- 3		0- 0		3- 1			
5- 2		0- 0		0- 0		NEUTRAL		1- 0		0- 1		4- 1			
8- 3		0- 0		0- 0		NON-CONFERENCE		1- 0		0- 2		7- 1			
0- 1		0- 0		0- 0		HOME		0- 0		0- 1		0- 0			
3- 0		0- 0		0- 0		AWAY		0- 0		0- 0		3- 0			
5- 2		0- 0		0- 0		NEUTRAL		1- 0		0- 1		4- 1			
1- 11		0- 0		0- 1		CONFERENCE		0- 6		0- 1		1- 3			
1- 6		0- 0		0- 0		HOME		0- 3		0- 1		1- 2			
0- 5		0- 0		0- 1		AWAY		0- 3		0- 0		0- 1			
0- 0		0- 0		0- 0		NEUTRAL		0- 0		0- 0		0- 0			
RPI	S	Opponent	Score	RPI	S	Opponent	Score	RPI	S	Opponent	Score				
				42	A	Illinois St.	2 3	64	A	UNI	0 3	118	N	Valparaiso	0 3
								64	H	UNI	0 3	127	H	North Dakota	0 3
								79	A	Missouri St.	0 3	139	H	Southern Ill.	1 3
								79	H	Missouri St.	0 3	157	A	Indiana St.	1 3
								86	N	UMKC	3 2	183	N	Western Caro.	0 3
								90	A	Wichita St.	0 3	196	H	Loyola Chicago	2 3
								90	H	Wichita St.	1 3	228	A	Omaha	3 2
												251	N	Central Mich.	3 2
												252	N	Austin Peay	3 1
												257	A	UT Martin	3 0
												263	H	Evansville	1 3
												270	A	Akron	3 1
												288	H	Bradley	3 1
												297	N	Binghamton	3 1
												310	N	Bryant	3 0
<hr/>															
LAST 10 GAMES															
				79	H	Missouri St.	0 3	263	H	Evansville	1 3				
				90	H	Wichita St.	1 3	139	H	Southern Ill.	1 3				
				64	A	UNI	0 3	90	A	Wichita St.	0 3				
				42	A	Illinois St.	2 3	79	A	Missouri St.	0 3				
				157	A	Indiana St.	1 3	64	H	UNI	0 3				

Non-Div. I Games:

Drake

Average RPI Win:	272	WON-LOST	WINNING	LAST 10	STRENGTH OF	OPP. STRENGTH	TEAM	ADJ	CONF.	ADJ CONF.	
Average RPI Loss:	138	RECORD	PCT. RANK	GAMES	SCHEDULE	OF SCHEDULE	RPI	RPI	RPI	RPI	
DIV. I ONLY	13- 13	.5	167	6- 4	206	265	193	.46301	199	26	26
DIV. I NON-CONF.	6- 9	.4	221	1- 0	100	243	183	.48058	191	26	25
<hr/>											
TOTALS	RPI 1-25	RPI 26-50		W-L RECORDS	RPI 51-100		RPI 101-150		RPI 150+		
13- 13	0- 0	0- 1		OVERALL	0- 4		1- 3		12- 5		
4- 5	0- 0	0- 0		HOME	0- 1		0- 2		4- 2		
6- 5	0- 0	0- 1		AWAY	0- 1		0- 0		6- 3		
3- 3	0- 0	0- 0		NEUTRAL	0- 2		1- 1		2- 0		
<hr/>											
6- 9	0- 0	0- 1		NON-CONFERENCE	0- 4		1- 2		5- 2		
1- 3	0- 0	0- 0		HOME	0- 1		0- 1		1- 1		
2- 3	0- 0	0- 1		AWAY	0- 1		0- 0		2- 1		
3- 3	0- 0	0- 0		NEUTRAL	0- 2		1- 1		2- 0		
<hr/>											
7- 4	0- 0	0- 0		CONFERENCE	0- 0		0- 1		7- 3		
3- 2	0- 0	0- 0		HOME	0- 0		0- 1		3- 1		
4- 2	0- 0	0- 0		AWAY	0- 0		0- 0		4- 2		
0- 0	0- 0	0- 0		NEUTRAL	0- 0		0- 0		0- 0		
<hr/>											
RPI S	Opponent	Score	RPI S	Opponent	Score	RPI S	Opponent	Score	RPI S	Opponent	Score
46 A	SMU	0 3	66 N	FGCU	0 3	120 N	Col. of Charleston	1 3	73 N	New Mexico	0 3
			74 H	Tulsa	0 3	136 H	Stephen F. Austin	0 3	149 N	Marist	3 1
			80 A	Texas-Arlington	0 3	179 A	A&M-Corpus Christi	1 3	182 A	Sam Houston St.	1 3
						217 A	Air Force	0 3	244 H	Northwestern St.	0 3
						250 H	Chattanooga	2 3	253 A	Incarnate Word	3 0
						256 A	Southeastern La.	3 0	259 A	Texas Southern	3 0
						259 N	Texas Southern	3 0	261 H	McNeese St.	3 1
						274 H	Nicholls St.	3 1	282 H	Lamar	3 0
						285 N	Weber St.	3 2	302 A	Abilene Christian	3 1
						316 A	Prairie View	3 1	316 H	Prairie View	3 0
						320 A	New Orleans	3 0			
<hr/>											
LAST 10 GAMES											
282 H	Lamar	3 0	253 A	Incarnate Word	3 0	302 A	Abilene Christian	3 1	136 H	Stephen F. Austin	0 3
182 A	Sam Houston St.	1 3	244 H	Northwestern St.	0 3	179 A	A&M-Corpus Christi	1 3			
259 A	Texas Southern	3 0									
274 H	Nicholls St.	3 1									
261 H	McNeese St.	3 1									

Non-Div. I Games:

Houston Baptist

Average RPI Win:	285	WON-LOST	WINNING	LAST 10	STRENGTH OF	OPP. STRENGTH	TEAM	ADJ	CONF.	ADJ CONF.	
Average RPI Loss:	142	RECORD	PCT. RANK	GAMES	SCHEDULE	OF SCHEDULE	RPI	RPI	RPI	RPI	
DIV. I ONLY		12- 13	.48 176	7- 3	191	286	200	.46257 200	27	27	
DIV. I NON-CONF.		5- 8	.38462 232	1- 0	101	257	195	.48396 181	27	27	
<hr/>											
TOTALS	RPI 1-25	RPI 26-50		W-L RECORDS	RPI 51-100		RPI 101-150		RPI 150+		
12- 13	0- 0	0- 2		OVERALL	0- 2		0- 5		12- 4		
5- 5	0- 0	0- 1		HOME	0- 1		0- 1		5- 2		
5- 5	0- 0	0- 1		AWAY	0- 0		0- 2		5- 2		
2- 3	0- 0	0- 0		NEUTRAL	0- 1		0- 2		2- 0		
<hr/>											
5- 8	0- 0	0- 2		NON-CONFERENCE	0- 1		0- 5		5- 0		
2- 2	0- 0	0- 1		HOME	0- 0		0- 1		2- 0		
1- 3	0- 0	0- 1		AWAY	0- 0		0- 2		1- 0		
2- 3	0- 0	0- 0		NEUTRAL	0- 1		0- 2		2- 0		
<hr/>											
7- 5	0- 0	0- 0		CONFERENCE	0- 1		0- 0		7- 4		
3- 3	0- 0	0- 0		HOME	0- 1		0- 0		3- 2		
4- 2	0- 0	0- 0		AWAY	0- 0		0- 0		4- 2		
0- 0	0- 0	0- 0		NEUTRAL	0- 0		0- 0		0- 0		
<hr/>											
RPI S	Opponent	Score	RPI S	Opponent	Score	RPI S	Opponent	Score	RPI S	Opponent	Score
			31 A	Long Beach St.	0 3	91 N	Towson	0 3	103 N	San Francisco	0 3
			37 H	Santa Clara	0 3	96 H	American	2 3	113 A	UC Irvine	1 3
									140 N	St. John's (NY)	1 3
									144 H	Oakland	2 3
									149 A	Marist	0 3
									210 A	Lehigh	0 3
									210 H	Lehigh	1 3
									211 A	Colgate	3 1
									211 H	Colgate	3 0
									225 N	Campbell	3 2
									232 A	Navy	0 3
									286 A	Holy Cross	3 1
									286 H	Holy Cross	1 3
									297 H	Binghamton	3 1
									304 A	Bucknell	3 1
									304 H	Bucknell	3 2
									305 A	Lafayette	3 2
									310 A	Bryant	3 1
									315 H	NJIT	3 0
									324 H	Loyola Maryland	3 0
									326 N	UMass Lowell	3 0
<hr/>											
			LAST 10 GAMES								
			211 A	Colgate	3 1	305 A	Lafayette	3 2			
			304 H	Bucknell	3 2	232 A	Navy	0 3			
			210 H	Lehigh	1 3	96 H	American	2 3			
			286 A	Holy Cross	3 1	324 H	Loyola Maryland	3 0			
			315 H	NJIT	3 0	211 H	Colgate	3 0			

Non-Div. I Games:

Army

Loss, Non-Conf, S Site, H Home, A Away, N Neutral Page 201

Average RPI Win:	233	WON-LOST	WINNING	LAST 10	STRENGTH OF	OPP. STRENGTH	TEAM	ADJ	CONF.	ADJ CONF.	
Average RPI Loss:	126	RECORD	PCT. RANK	GAMES	SCHEDULE	OF SCHEDULE	RPI	RPI	RPI	RPI	
DIV. I ONLY	9- 13	.40909	220	5- 5	157	192	199	.46204	202	18	18
DIV. I NON-CONF.	5- 7	.41667	214	1- 0	238	178	239	.44658	235	18	18
<hr/>											
TOTALS	RPI 1-25	RPI 26-50		W-L RECORDS	RPI 51-100		RPI 101-150		RPI 150+		
9- 13	0- 0	0- 1		OVERALL	1- 4		0- 3		8- 5		
7- 3	0- 0	0- 0		HOME	0- 2		0- 1		7- 0		
1- 7	0- 0	0- 1		AWAY	1- 1		0- 1		0- 4		
1- 3	0- 0	0- 0		NEUTRAL	0- 1		0- 1		1- 1		
5- 7	0- 0	0- 1		NON-CONFERENCE	0- 1		0- 3		5- 2		
4- 1	0- 0	0- 0		HOME	0- 0		0- 1		4- 0		
0- 3	0- 0	0- 1		AWAY	0- 0		0- 1		0- 1		
1- 3	0- 0	0- 0		NEUTRAL	0- 1		0- 1		1- 1		
4- 6	0- 0	0- 0		CONFERENCE	1- 3		0- 0		3- 3		
3- 2	0- 0	0- 0		HOME	0- 2		0- 0		3- 0		
1- 4	0- 0	0- 0		AWAY	1- 1		0- 0		0- 3		
0- 0	0- 0	0- 0		NEUTRAL	0- 0		0- 0		0- 0		
RPI S	Opponent	Score	RPI S	Opponent	Score	RPI S	Opponent	Score	RPI S	Opponent	Score
			34 A	San Diego	0 3	54 N	Northwestern	0 3	107 H	Liberty	1 3
						70 A	Harvard	3 0	108 A	San Diego St.	1 3
						70 H	Harvard	1 3	126 N	New Mexico St.	0 3
						88 A	Yale	0 3	154 N	Rhode Island	3 1
						88 H	Yale	0 3	161 A	Princeton	2 3
									187 A	Penn	2 3
									192 N	Cal St. Fullerton	0 3
									195 A	Dartmouth	2 3
									195 H	Dartmouth	3 1
									215 H	Columbia	3 2
									231 A	New Hampshire	1 3
									273 H	Central Conn. St.	3 1
									279 H	Cornell	3 2
									286 H	Holy Cross	3 0
									301 H	Providence	3 0
									326 H	UMass Lowell	3 0
<hr/>											
LAST 10 GAMES											
			195 H	Dartmouth	3 1	187 A	Penn	2 3			
			70 H	Harvard	1 3	161 A	Princeton	2 3			
			88 A	Yale	0 3	70 A	Harvard	3 0			
			279 H	Cornell	3 2	195 A	Dartmouth	2 3			
			215 H	Columbia	3 2	286 H	Holy Cross	3 0			

Non-Div. I Games:

Brown

Average RPI Win: 233		WON-LOST	WINNING	LAST 10	STRENGTH OF	OPP. STRENGTH	TEAM	ADJ	CONF.	ADJ CONF.							
Average RPI Loss: 97		RECORD	PCT. RANK	GAMES	SCHEDULE	OF SCHEDULE	RPI	RPI	RPI	RPI							
DIV. I ONLY		7- 18	.28	273	5- 5	96	101	211	.46162	203	11	11					
DIV. I NON-CONF.		1- 9	.1	313	1- 0	41	36	223	.46404	213	12	12					
<hr/>																	
TOTALS		RPI 1-25		RPI 26-50		W-L RECORDS		RPI 51-100		RPI 101-150		RPI 150+					
7- 18		0- 5		0- 1		OVERALL		0- 5		1- 3		6- 4					
5- 4		0- 0		0- 1		HOME		0- 2		1- 0		4- 1					
2- 8		0- 3		0- 0		AWAY		0- 1		0- 2		2- 2					
0- 6		0- 2		0- 0		NEUTRAL		0- 2		0- 1		0- 1					
<hr/>																	
1- 9		0- 5		0- 0		NON-CONFERENCE		0- 2		0- 1		1- 1					
1- 0		0- 0		0- 0		HOME		0- 0		0- 0		1- 0					
0- 3		0- 3		0- 0		AWAY		0- 0		0- 0		0- 0					
0- 6		0- 2		0- 0		NEUTRAL		0- 2		0- 1		0- 1					
<hr/>																	
6- 9		0- 0		0- 1		CONFERENCE		0- 3		1- 2		5- 3					
4- 4		0- 0		0- 1		HOME		0- 2		1- 0		3- 1					
2- 5		0- 0		0- 0		AWAY		0- 1		0- 2		2- 2					
0- 0		0- 0		0- 0		NEUTRAL		0- 0		0- 0		0- 0					
<hr/>																	
RPI	S	Opponent		Score		RPI	S	Opponent		Score		RPI	S	Opponent		Score	
6	A	North Carolina		0	3	45	H	UALR		1	3	52	N	Pittsburgh		0	3
10	A	Florida		0	3							62	H	Appalachian St.		0	3
11	N	Kentucky		1	3							67	N	VCU		1	3
19	N	Oklahoma		1	3							77	H	Arkansas St.		1	3
24	A	Colorado		0	3							80	A	Texas-Arlington		1	3
<hr/>																	
LAST 10 GAMES																	
223 H Georgia St.						2	3	141 H La.-Lafayette						3	1		
205 H South Ala.						3	1	266 H La.-Monroe						3	0		
128 A Texas St.						0	3	205 A South Ala.						3	1		
80 A Texas-Arlington						1	3	223 A Georgia St.						1	3		
334 H Savannah St.						3	0	45 H UALR						1	3		
<hr/>																	

Average RPI Win:	208	WON-LOST	WINNING	LAST 10	STRENGTH OF	OPP. STRENGTH	TEAM	ADJ	CONF.	ADJ CONF.					
Average RPI Loss:	159	RECORD	PCT. RANK	GAMES	SCHEDULE	OF SCHEDULE	RPI	RPI	RPI	RPI					
DIV. I ONLY		14- 16	.46667	182	2- 8	153	219	176	.46073	204	15	15			
DIV. I NON-CONF.		11- 6	.64706	104	0- 0	150	251	125	.51501	136	13	13			
<hr/>															
TOTALS	RPI 1-25	RPI 26-50		W-L RECORDS		RPI 51-100		RPI 101-150		RPI 150+					
14- 16	0- 0	0- 1		OVERALL		0- 3		3- 2		11- 10					
4- 7	0- 0	0- 0		HOME		0- 1		0- 1		4- 5					
4- 9	0- 0	0- 1		AWAY		0- 2		1- 1		3- 5					
6- 0	0- 0	0- 0		NEUTRAL		0- 0		2- 0		4- 0					
<hr/>															
11- 6	0- 0	0- 0		NON-CONFERENCE		0- 1		2- 0		9- 5					
3- 2	0- 0	0- 0		HOME		0- 0		0- 0		3- 2					
2- 4	0- 0	0- 0		AWAY		0- 1		0- 0		2- 3					
6- 0	0- 0	0- 0		NEUTRAL		0- 0		2- 0		4- 0					
<hr/>															
3- 10	0- 0	0- 1		CONFERENCE		0- 2		1- 2		2- 5					
1- 5	0- 0	0- 0		HOME		0- 1		0- 1		1- 3					
2- 5	0- 0	0- 1		AWAY		0- 1		1- 1		1- 2					
0- 0	0- 0	0- 0		NEUTRAL		0- 0		0- 0		0- 0					
<hr/>															
RPI	S	Opponent	Score	RPI	S	Opponent	Score	RPI	S	Opponent	Score				
				44	A	Western Ky.	0 3	69	A	Temple	1 3	106	N	Dayton	3 1
								72	H	UTSA	2 3	114	N	UNCW	3 1
								75	A	Rice	0 3	122	A	Fla. Atlantic	0 3
												122	H	Fla. Atlantic	1 3
												146	A	North Texas	3 1
												151	H	Winthrop	2 3
												161	N	Princeton	3 1
												163	A	Southern Miss.	1 3
												164	H	UNC Greensboro	3 0
												167	A	Marshall	2 3
												167	H	Marshall	2 3
												183	A	Western Caro.	2 3
												185	A	Jacksonville	1 3
												206	A	North Florida	3 2
												207	H	East Tenn. St.	3 1
												212	N	High Point	3 1
												236	A	Gardner-Webb	2 3
												241	H	UAB	3 0
												246	A	FIU	3 1
												246	H	FIU	0 3
												267	H	Louisiana Tech	1 3
				LAST 10 GAMES								271	H	Morgan St.	3 1
				246	A	FIU	3 1	146	A	North Texas	3 1	274	N	Nicholls St.	3 2
				122	A	Fla. Atlantic	0 3	122	H	Fla. Atlantic	1 3	278	A	Davidson	3 1
				72	H	UTSA	2 3	246	H	FIU	0 3	280	H	Sacramento St.	1 3
				267	H	Louisiana Tech	1 3	44	A	Western Ky.	0 3	286	N	Holy Cross	3 0
				167	A	Marshall	2 3	75	A	Rice	0 3				

Non-Div. I Games:

Charlotte

Average RPI Win:	221	WON-LOST	WINNING	LAST 10	STRENGTH OF	OPP. STRENGTH	TEAM	ADJ	CONF.	ADJ CONF.	
Average RPI Loss:	123	RECORD	PCT. RANK	GAMES	SCHEDULE	OF SCHEDULE	RPI	RPI	RPI	RPI	
DIV. I ONLY	10- 14	.41667	215	3- 7	190	134	204	.46027	205	11	11
DIV. I NON-CONF.	5- 5	.5	163	0- 0	250	166	210	.46449	212	12	12
<hr/>											
TOTALS	RPI 1-25	RPI 26-50		W-L RECORDS	RPI 51-100		RPI 101-150		RPI 150+		
10- 14	0- 0	0- 1		OVERALL	0- 6		2- 2		8- 5		
1- 5	0- 0	0- 1		HOME	0- 2		0- 1		1- 1		
5- 6	0- 0	0- 0		AWAY	0- 3		1- 1		4- 2		
4- 3	0- 0	0- 0		NEUTRAL	0- 1		1- 0		3- 2		
<hr/>											
5- 5	0- 0	0- 0		NON-CONFERENCE	0- 2		1- 0		4- 3		
0- 0	0- 0	0- 0		HOME	0- 0		0- 0		0- 0		
1- 2	0- 0	0- 0		AWAY	0- 1		0- 0		1- 1		
4- 3	0- 0	0- 0		NEUTRAL	0- 1		1- 0		3- 2		
<hr/>											
5- 9	0- 0	0- 1		CONFERENCE	0- 4		1- 2		4- 2		
1- 5	0- 0	0- 1		HOME	0- 2		0- 1		1- 1		
4- 4	0- 0	0- 0		AWAY	0- 2		1- 1		3- 1		
0- 0	0- 0	0- 0		NEUTRAL	0- 0		0- 0		0- 0		
<hr/>											
RPI S	Opponent	Score	RPI S	Opponent	Score	RPI S	Opponent	Score	RPI S	Opponent	Score
			45 H	UALR	1 <div>3</div>	55 A	Wyoming	0 <div>3</div>	119 N	Ball St.	3 0
						62 A	Appalachian St.	1 <div>3</div>	128 A	Texas St.	0 <div>3</div>
						71 N	Memphis	0 <div>3</div>	128 H	Texas St.	1 <div>3</div>
						77 A	Arkansas St.	0 <div>3</div>	141 A	La.-Lafayette	3 2
						77 H	Arkansas St.	0 <div>3</div>	155 A	Pepperdine	0 <div>3</div>
						80 H	Texas-Arlington	0 <div>3</div>	190 N	Oral Roberts	1 <div>3</div>
									203 A	Ga. Southern	1 <div>3</div>
									203 H	Ga. Southern	1 <div>3</div>
									214 A	Troy	3 0
									223 A	Georgia St.	3 1
									223 H	Georgia St.	3 0
									244 N	Northwestern St.	3 1
									247 N	Nevada	1 <div>3</div>
									249 A	Mississippi St.	3 0
									255 N	Montana	3 2
									266 A	La.-Monroe	3 2
									274 N	Nicholls St.	3 0
<hr/>											
LAST 10 GAMES											
	128 H	Texas St.	1	<div>3</div>	203 H	Ga. Southern	1	<div>3</div>			
	203 A	Ga. Southern	1	<div>3</div>	80 H	Texas-Arlington	0	<div>3</div>			
	77 A	Arkansas St.	0	<div>3</div>	214 A	Troy	3	0			
	266 A	La.-Monroe	3	2	223 A	Georgia St.	3	1			
	45 H	UALR	1	<div>3</div>	62 A	Appalachian St.	1	<div>3</div>			

Non-Div. I Games:

South Ala.

Average RPI Win:		254	WON-LOST RECORD		WINNING PCT. RANK		LAST 10 GAMES		STRENGTH OF SCHEDULE		OPP. STRENGTH OF SCHEDULE		TEAM RPI		ADJ RPI		CONF. RPI		ADJ CONF. RPI								
DIV. I ONLY			11- 15		.42308 213		6- 4		155		210		194		.45963 206		12		13								
DIV. I NON-CONF.			7- 9		.4375 206		2- 0		166		223		206		.46725 208		15		14								
TOTALS		RPI 1-25		RPI 26-50				W-L RECORDS		RPI 51-100				RPI 101-150				RPI 150+									
11- 15		0- 1		0- 1				OVERALL		0- 5				0- 2				11- 6									
7- 4		0- 0		0- 0				HOME		0- 1				0- 2				7- 1									
3- 8		0- 1		0- 1				AWAY		0- 2				0- 0				3- 4									
1- 3		0- 0		0- 0				NEUTRAL		0- 2				0- 0				1- 1									
7- 9		0- 1		0- 0				NON-CONFERENCE		0- 3				0- 2				7- 3									
4- 4		0- 0		0- 0				HOME		0- 1				0- 2				4- 1									
2- 2		0- 1		0- 0				AWAY		0- 0				0- 0				2- 1									
1- 3		0- 0		0- 0				NEUTRAL		0- 2				0- 0				1- 1									
4- 6		0- 0		0- 1				CONFERENCE		0- 2				0- 0				4- 3									
3- 0		0- 0		0- 0				HOME		0- 0				0- 0				3- 0									
1- 6		0- 0		0- 1				AWAY		0- 2				0- 0				1- 3									
0- 0		0- 0		0- 0				NEUTRAL		0- 0				0- 0				0- 0									
RPI	S	Opponent		Score		RPI	S	Opponent		Score		RPI	S	Opponent		Score		RPI	S	Opponent		Score					
20	A	Duke		0 3		38	A	Lipscomb		2 3		66	A	FGCU		2 3		106	H	Dayton		0 3					
												81	N	Furman		1 3		122	H	Fla. Atlantic		0 3					
												82	N	South Carolina		1 3		174	A	Stetson		1 3					
												85	H	Coastal Caro.		2 3		184	A	Florida A&M		3 2					
												94	A	Northern Ky.		2 3		185	A	Jacksonville		0 3					
																		185	H	Jacksonville		3 0					
																		204	H	Charlotte		2 3					
																		212	N	High Point		0 3					
																		223	H	Georgia St.		3 0					
																		225	A	Campbell		0 3					
																		239	A	Kennesaw St.		3 2					
																		239	H	Kennesaw St.		3 1					
																		260	A	USC Upstate		2 3					
																		260	H	USC Upstate		3 2					
																		274	H	Nicholls St.		3 1					
																		276	N	Elon		3 2					
																		294	H	UNC Asheville		3 0					
																		309	A	Bethune-Cookman		3 1					
																		309	H	Bethune-Cookman		3 0					
						LAST 10 GAMES																					
						239 A Kennesaw St.						3 2		239 H Kennesaw St.						3 1							
						260 A USC Upstate						2 3		309 A Bethune-Cookman						3 1							
						185 H Jacksonville						3 0		38 A Lipscomb						2 3							
						184 A Florida A&M						3 2		94 A Northern Ky.						2 3							
						260 H USC Upstate						3 2		174 A Stetson						1 3							

Non-Div. I Games:

North Florida

Average RPI Win: 228		WON-LOST RECORD		WINNING PCT. RANK		LAST 10 GAMES		STRENGTH OF SCHEDULE		OPP. STRENGTH OF SCHEDULE		TEAM RPI		ADJ RPI		CONF. RPI		ADJ CONF. RPI			
DIV. I ONLY		12- 15		.44444 196		6- 4		185		180		195		.45948 207		23		23			
DIV. I NON-CONF.		6- 10		.375 237		1- 0		216		104		238		.43829 244		25		26			
TOTALS		RPI 1-25		RPI 26-50		W-L RECORDS		RPI 51-100		RPI 101-150		RPI 150+									
12- 15		0- 0		0- 2		OVERALL		0- 4		2- 3		10- 6									
7- 1		0- 0		0- 0		HOME		0- 1		1- 0		6- 0									
2- 8		0- 0		0- 1		AWAY		0- 2		0- 1		2- 4									
3- 6		0- 0		0- 1		NEUTRAL		0- 1		1- 2		2- 2									
6- 10		0- 0		0- 2		NON-CONFERENCE		0- 2		2- 2		4- 4									
2- 0		0- 0		0- 0		HOME		0- 0		1- 0		1- 0									
1- 4		0- 0		0- 1		AWAY		0- 1		0- 0		1- 2									
3- 6		0- 0		0- 1		NEUTRAL		0- 1		1- 2		2- 2									
6- 5		0- 0		0- 0		CONFERENCE		0- 2		0- 1		6- 2									
5- 1		0- 0		0- 0		HOME		0- 1		0- 0		5- 0									
1- 4		0- 0		0- 0		AWAY		0- 1		0- 1		1- 2									
0- 0		0- 0		0- 0		NEUTRAL		0- 0		0- 0		0- 0									
RPI	S	Opponent		Score		RPI	S	Opponent		Score		RPI	S	Opponent		Score					
38	A	Lipscomb		1	3	59	N	Utah		0	3	110	H	Radford		3	2				
49	N	Virginia		1	3	67	A	VCU		0	3	115	N	Georgia Tech		3	2				
						81	A	Furman		0	3	119	N	Ball St.		1	3				
						81	H	Furman		0	3	132	A	Samford		2	3				
												145	N	Maryland		1	3				
												164	A	UNC Greensboro		0	3				
												164	H	UNC Greensboro		3	1				
												183	A	Western Caro.		2	3				
												204	A	Charlotte		1	3				
												210	N	Lehigh		3	0				
												220	H	Middle Tenn.		3	1				
												238	N	William & Mary		2	3				
												250	A	Chattanooga		3	1				
												250	H	Chattanooga		3	2				
												258	A	George Mason		3	0				
												268	A	Tennessee St.		1	3				
												271	N	Morgan St.		3	0				
												280	N	Sacramento St.		1	3				
												283	H	Mercer		3	1				
												292	H	Wofford		3	0				
												318	H	Citadel		3	0				
LAST 10 GAMES																					
250 H Chattanooga						3	2	292 H Wofford						3	0						
164 A UNC Greensboro						0	3	183 A Western Caro.						2	3						
132 A Samford						2	3	81 A Furman						0	3						
318 H Citadel						3	0	220 H Middle Tenn.						3	1						
283 H Mercer						3	1	164 H UNC Greensboro						3	1						

Non-Div. I Games:

East Tenn. St.

Average RPI Win: 242		WON-LOST	WINNING	LAST 10	STRENGTH OF		OPP. STRENGTH	TEAM	ADJ	CONF.	ADJ CONF.
Average RPI Loss: 100		RECORD	PCT. RANK	GAMES	SCHEDULE		OF SCHEDULE	RPI	RPI	RPI	RPI
DIV. I ONLY		7- 17	.29167	270	5- 5		118	89	217	.45859	208
DIV. I NON-CONF.		2- 10	.16667	293	0- 0		37	11	180	.493	170
TOTALS		RPI 1-25	RPI 26-50		W-L RECORDS		RPI 51-100		RPI 101-150		RPI 150+
7- 17		0- 4	0- 2		OVERALL		0- 3		1- 5		6- 3
3- 4		0- 1	0- 0		HOME		0- 0		1- 2		2- 1
2- 8		0- 2	0- 0		AWAY		0- 1		0- 3		2- 2
2- 5		0- 1	0- 2		NEUTRAL		0- 2		0- 0		2- 0
2- 10		0- 4	0- 2		NON-CONFERENCE		0- 3		0- 1		2- 0
0- 1		0- 1	0- 0		HOME		0- 0		0- 0		0- 0
0- 4		0- 2	0- 0		AWAY		0- 1		0- 1		0- 0
2- 5		0- 1	0- 2		NEUTRAL		0- 2		0- 0		2- 0
5- 7		0- 0	0- 0		CONFERENCE		0- 0		1- 4		4- 3
3- 3		0- 0	0- 0		HOME		0- 0		1- 2		2- 1
2- 4		0- 0	0- 0		AWAY		0- 0		0- 2		2- 2
0- 0		0- 0	0- 0		NEUTRAL		0- 0		0- 0		0- 0
RPI S	Opponent	Score	RPI S	Opponent	Score	RPI S	Opponent	Score	RPI S	Opponent	Score
4 N	Washington	0 3	36 N	CSUN	0 3	52 N	Pittsburgh	0 3	102 H	Northern Colo.	0 3
7 H	Oregon	1 3	43 N	Loyola Marymount	0 3	78 N	Gonzaga	1 3	111 H	Idaho St.	0 3
19 A	Oklahoma	1 3				93 A	Washington St.	0 3	125 A	Northern Ariz.	1 3
24 A	Colorado	0 3							127 A	North Dakota	2 3
									131 A	Boise St.	1 3
									150 H	Idaho	3 2
									203 N	Ga. Southern	3 1
									221 A	Southern Utah	1 3
									226 H	Eastern Wash.	3 0
									255 A	Montana	2 3
									269 A	Montana St.	3 0
									280 A	Sacramento St.	3 0
									280 H	Sacramento St.	2 3
									282 N	Lamar	3 0
									285 H	Weber St.	3 1
LAST 10 GAMES											
			280 H	Sacramento St.	2 3		127 A	North Dakota	2 3		
			102 H	Northern Colo.	0 3		226 H	Eastern Wash.	3 0		
			269 A	Montana St.	3 0		150 H	Idaho	3 2		
			255 A	Montana	2 3		111 H	Idaho St.	0 3		
			280 A	Sacramento St.	3 0		285 H	Weber St.	3 1		

Non-Div. I Games:

Portland St.

Average RPI Win:	262	WON-LOST RECORD	WINNING PCT. RANK	LAST 10 GAMES	STRENGTH OF SCHEDULE	OPP. STRENGTH OF SCHEDULE	TEAM RPI	ADJ RPI	CONF. RPI	ADJ CONF. RPI				
DIV. I ONLY	14- 10	.58333	133	8- 2	255	298	188	.45666	209	28	28			
DIV. I NON-CONF.	4- 6	.4	221	0- 0	213	240	243	.43742	246	30	29			
<hr/>														
TOTALS	RPI 1-25	RPI 26-50		W-L RECORDS		RPI 51-100		RPI 101-150		RPI 150+				
14- 10	0- 0	0- 0		OVERALL		1- 1		1- 3		12- 6				
5- 2	0- 0	0- 0		HOME		0- 0		1- 0		4- 2				
5- 4	0- 0	0- 0		AWAY		0- 0		0- 2		5- 2				
4- 4	0- 0	0- 0		NEUTRAL		1- 1		0- 1		3- 2				
<hr/>														
4- 6	0- 0	0- 0		NON-CONFERENCE		1- 1		0- 2		3- 3				
0- 0	0- 0	0- 0		HOME		0- 0		0- 0		0- 0				
0- 2	0- 0	0- 0		AWAY		0- 0		0- 1		0- 1				
4- 4	0- 0	0- 0		NEUTRAL		1- 1		0- 1		3- 2				
<hr/>														
10- 4	0- 0	0- 0		CONFERENCE		0- 0		1- 1		9- 3				
5- 2	0- 0	0- 0		HOME		0- 0		1- 0		4- 2				
5- 2	0- 0	0- 0		AWAY		0- 0		0- 1		5- 1				
0- 0	0- 0	0- 0		NEUTRAL		0- 0		0- 0		0- 0				
<hr/>														
RPI S	Opponent	Score	RPI S	Opponent	Score	RPI S	Opponent	Score	RPI S	Opponent	Score			
						85 N	Coastal Caro.	3 2	107 N	Liberty	0 3			
						87 N	North Carolina St.	1 3	114 A	UNCW	0 3			
						149 A	Marist	1 3	149 H	Marist	3 1			
						215 A	Columbia	1 3	222 H	Manhattan	2 3			
						224 N	Stony Brook	3 1	226 N	Eastern Wash.	1 3			
						240 A	Siena	3 1	240 H	Siena	1 3			
						245 A	Rider	3 0	245 H	Rider	3 0			
						262 A	Niagara	3 1	273 N	Central Conn. St.	0 3			
						289 A	Canisius	2 3	304 N	Bucknell	3 1			
						307 H	Iona	3 0	313 A	Saint Peter's	3 1			
						313 H	Saint Peter's	3 1	326 N	UMass Lowell	3 0			
						329 A	Quinnipiac	3 1	329 H	Quinnipiac	3 0			
						LAST 10 GAMES								
						329 A	Quinnipiac	3 1	289 A	Canisius	2 3			
						240 A	Siena	3 1	313 A	Saint Peter's	3 1			
						313 H	Saint Peter's	3 1	245 A	Rider	3 0			
						245 H	Rider	3 0	149 H	Marist	3 1			
						262 A	Niagara	3 1	240 H	Siena	1 3			

Non-Div. I Games:

Fairfield

Average RPI Win: 276		WON-LOST RECORD	WINNING PCT. RANK		LAST 10 GAMES	STRENGTH OF SCHEDULE	OPP. STRENGTH OF SCHEDULE	TEAM RPI	ADJ RPI	CONF. RPI	ADJ CONF. RPI				
Average RPI Loss: 167															
DIV. I ONLY		18- 9	.66667	74	8- 2	314	262	209	.45648	210	27	27			
DIV. I NON-CONF.		7- 7	.5	163	2- 0	314	229	261	.41966	256	27	27			
<hr/>															
TOTALS		RPI 1-25		RPI 26-50		W-L RECORDS		RPI 51-100		RPI 101-150		RPI 150+			
18- 9		0- 0		0- 0		OVERALL		0- 2		0- 2		18- 5			
9- 1		0- 0		0- 0		HOME		0- 0		0- 1		9- 0			
8- 3		0- 0		0- 0		AWAY		0- 1		0- 0		8- 2			
1- 5		0- 0		0- 0		NEUTRAL		0- 1		0- 1		1- 3			
7- 7		0- 0		0- 0		NON-CONFERENCE		0- 1		0- 2		7- 4			
3- 1		0- 0		0- 0		HOME		0- 0		0- 1		3- 0			
3- 1		0- 0		0- 0		AWAY		0- 0		0- 0		3- 1			
1- 5		0- 0		0- 0		NEUTRAL		0- 1		0- 1		1- 3			
11- 2		0- 0		0- 0		CONFERENCE		0- 1		0- 0		11- 1			
6- 0		0- 0		0- 0		HOME		0- 0		0- 0		6- 0			
5- 2		0- 0		0- 0		AWAY		0- 1		0- 0		5- 1			
0- 0		0- 0		0- 0		NEUTRAL		0- 0		0- 0		0- 0			
RPI	S	Opponent	Score	RPI	S	Opponent	Score	RPI	S	Opponent	Score				
								60	N	Ole Miss	0	3			
								96	A	American	0	3			
										145	N	Maryland	1	3	
										149	H	Marist	2	3	
										156	A	Villanova	0	3	
										171	A	Buffalo	3	0	
										200	A	Army	3	1	
										200	H	Army	3	0	
										207	N	East Tenn. St.	0	3	
										211	A	Colgate	2	3	
										232	A	Navy	3	0	
										232	H	Navy	3	1	
										238	N	William & Mary	1	3	
										240	N	Siena	0	3	
										258	A	George Mason	3	0	
										286	A	Holy Cross	3	2	
										286	H	Holy Cross	3	0	
										289	N	Canisius	3	2	
										298	H	Fordham	3	0	
										304	H	Bucknell	3	0	
										305	A	Lafayette	3	1	
										305	H	Lafayette	3	0	
										313	H	Saint Peter's	3	0	
										315	A	NJIT	3	0	
										321	H	Delaware St.	3	0	
										324	A	Loyola Maryland	3	0	
										324	H	Loyola Maryland	3	0	
				LAST 10 GAMES											
				232	H	Navy	3	1	305	H	Lafayette	3	0		
				324	H	Loyola Maryland	3	0	96	A	American	0	3		
				286	A	Holy Cross	3	2	298	H	Fordham	3	0		
				200	A	Army	3	1	211	A	Colgate	2	3		
				315	A	NJIT	3	0	304	H	Bucknell	3	0		

Non-Div. I Games:

Lehigh

Average RPI Win:	269	WON-LOST RECORD	WINNING PCT. RANK	LAST 10 GAMES	STRENGTH OF SCHEDULE	OPP. STRENGTH OF SCHEDULE	TEAM RPI	ADJ RPI	CONF. RPI	ADJ CONF. RPI	
DIV. I ONLY	14- 8	.63636	98	8- 2	307	242	206	.45543	211	27	27
DIV. I NON-CONF.	6- 4	.6	122	0- 0	275	149	178	.48219	185	27	27
<hr/>											
TOTALS	RPI 1-25	RPI 26-50		W-L RECORDS	RPI 51-100		RPI 101-150		RPI 150+		
14- 8	0- 1	0- 0		OVERALL	0- 1		0- 1		14- 5		
6- 1	0- 0	0- 0		HOME	0- 0		0- 0		6- 1		
4- 5	0- 1	0- 0		AWAY	0- 1		0- 0		4- 3		
4- 2	0- 0	0- 0		NEUTRAL	0- 0		0- 1		4- 1		
<hr/>											
6- 4	0- 1	0- 0		NON-CONFERENCE	0- 0		0- 1		6- 2		
1- 0	0- 0	0- 0		HOME	0- 0		0- 0		1- 0		
1- 2	0- 1	0- 0		AWAY	0- 0		0- 0		1- 1		
4- 2	0- 0	0- 0		NEUTRAL	0- 0		0- 1		4- 1		
<hr/>											
8- 4	0- 0	0- 0		CONFERENCE	0- 1		0- 0		8- 3		
5- 1	0- 0	0- 0		HOME	0- 0		0- 0		5- 1		
3- 3	0- 0	0- 0		AWAY	0- 1		0- 0		3- 2		
0- 0	0- 0	0- 0		NEUTRAL	0- 0		0- 0		0- 0		
<hr/>											
RPI S	Opponent	Score	RPI S	Opponent	Score	RPI S	Opponent	Score	RPI S	Opponent	Score
16 A	Nebraska	0 3				96 A	American	0 3	104 N	Denver	0 3
									172 N	Georgetown	0 3
									187 A	Penn	0 3
									193 N	Cleveland St.	3 0
									200 A	Army	0 3
									200 H	Army	1 3
									201 A	Syracuse	3 2
									210 H	Lehigh	3 2
									232 H	Navy	3 2
									262 H	Niagara	3 2
									270 N	Akron	3 0
									279 N	Cornell	3 1
									284 N	Albany (NY)	3 1
									286 A	Holy Cross	2 3
									286 H	Holy Cross	3 2
									304 A	Bucknell	3 1
									304 H	Bucknell	3 0
									305 A	Lafayette	3 0
									305 H	Lafayette	3 0
									324 A	Loyola Maryland	3 0
<hr/>											
			LAST 10 GAMES								
			286 H Holy Cross 3 2			304 A Bucknell 3 1					
			200 H Army 1 3			324 A Loyola Maryland 3 0					
			305 A Lafayette 3 0			96 A American 0 3					
			305 H Lafayette 3 0			210 H Lehigh 3 2					
			304 H Bucknell 3 0			232 H Navy 3 2					

Non-Div. I Games:

Colgate

Average RPI Win:	221	WON-LOST	WINNING	LAST 10	STRENGTH OF	OPP. STRENGTH	TEAM	ADJ	CONF.	ADJ CONF.			
Average RPI Loss:	158	RECORD	PCT. RANK	GAMES	SCHEDULE	OF SCHEDULE	RPI	RPI	RPI	RPI			
DIV. I ONLY	10- 13	.43478	204	4- 6	161	223	196	.45517	212	20	21		
DIV. I NON-CONF.	6- 7	.46154	184	0- 0	171	198	191	.4685	205	22	22		
<hr/>													
TOTALS	RPI 1-25	RPI 26-50		W-L RECORDS	RPI 51-100		RPI 101-150		RPI 150+				
10- 13	0- 1	0- 0		OVERALL	1- 2		0- 3		9- 7				
4- 4	0- 0	0- 0		HOME	0- 1		0- 0		4- 3				
2- 7	0- 1	0- 0		AWAY	0- 1		0- 2		2- 3				
4- 2	0- 0	0- 0		NEUTRAL	1- 0		0- 1		3- 1				
<hr/>													
6- 7	0- 1	0- 0		NON-CONFERENCE	1- 1		0- 1		5- 4				
1- 2	0- 0	0- 0		HOME	0- 0		0- 0		1- 2				
1- 3	0- 1	0- 0		AWAY	0- 1		0- 0		1- 1				
4- 2	0- 0	0- 0		NEUTRAL	1- 0		0- 1		3- 1				
<hr/>													
4- 6	0- 0	0- 0		CONFERENCE	0- 1		0- 2		4- 3				
3- 2	0- 0	0- 0		HOME	0- 1		0- 0		3- 1				
1- 4	0- 0	0- 0		AWAY	0- 0		0- 2		1- 2				
0- 0	0- 0	0- 0		NEUTRAL	0- 0		0- 0		0- 0				
<hr/>													
RPI S	Opponent	Score		RPI S	Opponent	Score		RPI S	Opponent	Score			
20 A	Duke	1	3			81 N	Furman	3	2	107 A	Liberty	2	3
						85 H	Coastal Caro.	1	3	110 A	Radford	2	3
						99 A	TCU	0	3	114 N	UNCW	0	3
										151 A	Winthrop	3	0
										164 H	UNC Greensboro	3	0
										182 N	Sam Houston St.	3	2
										183 H	Western Caro.	2	3
										186 A	Presbyterian	1	3
										204 N	Charlotte	1	3
										206 N	North Florida	3	0
										225 A	Campbell	1	3
										225 H	Campbell	2	3
										226 H	Eastern Wash.	2	3
										236 H	Gardner-Webb	3	1
										276 A	Elon	2	3
										278 A	Davidson	3	1
										294 H	UNC Asheville	3	0
										299 H	Charleston So.	3	0
										319 N	Ark.-Pine Bluff	3	0
<hr/>													
LAST 10 GAMES				LAST 10 GAMES									
236 H Gardner-Webb				3	1	107 A Liberty				2	3		
294 H UNC Asheville				3	0	110 A Radford				2	3		
225 H Campbell				2	3	299 H Charleston So.				3	0		
186 A Presbyterian				1	3	85 H Coastal Caro.				1	3		
151 A Winthrop				3	0	225 A Campbell				1	3		

Non-Div. I Games:

High Point

Average RPI Win:		274	WON-LOST RECORD		WINNING PCT. RANK		LAST 10 GAMES		STRENGTH OF SCHEDULE		OPP. STRENGTH OF SCHEDULE		TEAM RPI		ADJ RPI		CONF. RPI		ADJ CONF. RPI	
DIV. I ONLY			10- 16		.38462 231		4- 6		180		169		220		.4546 213		25		24	
DIV. I NON-CONF.			5- 11		.3125 253		0- 2		122		106		215		.46072 215		24		24	
TOTALS		RPI 1-25		RPI 26-50		W-L RECORDS		RPI 51-100		RPI 101-150		RPI 150+								
10- 16		0- 1		0- 4		OVERALL		0- 3		0- 4		10- 4								
5- 4		0- 0		0- 0		HOME		0- 0		0- 2		5- 2								
2- 8		0- 0		0- 2		AWAY		0- 2		0- 2		2- 2								
3- 4		0- 1		0- 2		NEUTRAL		0- 1		0- 0		3- 0								
5- 11		0- 1		0- 4		NON-CONFERENCE		0- 2		0- 2		5- 2								
2- 2		0- 0		0- 0		HOME		0- 0		0- 1		2- 1								
0- 5		0- 0		0- 2		AWAY		0- 1		0- 1		0- 1								
3- 4		0- 1		0- 2		NEUTRAL		0- 1		0- 0		3- 0								
5- 5		0- 0		0- 0		CONFERENCE		0- 1		0- 2		5- 2								
3- 2		0- 0		0- 0		HOME		0- 0		0- 1		3- 1								
2- 3		0- 0		0- 0		AWAY		0- 1		0- 1		2- 1								
0- 0		0- 0		0- 0		NEUTRAL		0- 0		0- 0		0- 0								
RPI	S	Opponent		Score		RPI	S	Opponent		Score		RPI	S	Opponent		Score				
4	N	Washington		0 3		27	A	Kansas		0 3		55	N	Wyoming		0 3				
						28	A	BYU		0 3		59	A	Utah		0 3				
						38	N	Lipscomb		1 3		86	A	UMKC		1 3				
						39	N	Creighton		0 3										
		</																		

Troy

Average RPI Win:	254	WON-LOST	WINNING	LAST 10	STRENGTH OF	OPP. STRENGTH	TEAM	ADJ	CONF.	ADJ CONF.		
Average RPI Loss:	121	RECORD	PCT. RANK	GAMES	SCHEDULE	OF SCHEDULE	RPI	RPI	RPI	RPI		
DIV. I ONLY		9- 18	.33333	252	0- 10	129	185	222	.45136	214	11	11
DIV. I NON-CONF.		8- 4	.66667	89	0- 0	235	268	148	.51001	146	12	12
<hr/>												
TOTALS	RPI 1-25	RPI 26-50		W-L RECORDS		RPI 51-100		RPI 101-150		RPI 150+		
9- 18	0- 0	0- 2		OVERALL		0- 7		0- 3		9- 6		
5- 7	0- 0	0- 1		HOME		0- 3		0- 1		5- 2		
1- 9	0- 0	0- 1		AWAY		0- 4		0- 2		1- 2		
3- 2	0- 0	0- 0		NEUTRAL		0- 0		0- 0		3- 2		
8- 4	0- 0	0- 0		NON-CONFERENCE		0- 1		0- 1		8- 2		
4- 0	0- 0	0- 0		HOME		0- 0		0- 0		4- 0		
1- 2	0- 0	0- 0		AWAY		0- 1		0- 1		1- 0		
3- 2	0- 0	0- 0		NEUTRAL		0- 0		0- 0		3- 2		
1- 14	0- 0	0- 2		CONFERENCE		0- 6		0- 2		1- 4		
1- 7	0- 0	0- 1		HOME		0- 3		0- 1		1- 2		
0- 7	0- 0	0- 1		AWAY		0- 3		0- 1		0- 2		
0- 0	0- 0	0- 0		NEUTRAL		0- 0		0- 0		0- 0		
RPI	S	Opponent	Score	RPI	S	Opponent	Score	RPI	S	Opponent	Score	
				45	A	UALR	0 3	62	A	Appalachian St.	0 3	
				45	H	UALR	1 3	62	H	Appalachian St.	2 3	
								76	A	Clemson	1 3	
								77	A	Arkansas St.	0 3	
								77	H	Arkansas St.	2 3	
								80	A	Texas-Arlington	2 3	
								80	H	Texas-Arlington	1 3	
								101	A	Auburn	0 3	
								128	H	Texas St.	2 3	
								141	A	La.-Lafayette	2 3	
								151	N	Winthrop	1 3	
								153	N	South Fla.	1 3	
								163	H	Southern Miss.	3 0	
								203	A	Ga. Southern	0 3	
								203	H	Ga. Southern	3 1	
								205	H	South Ala.	0 3	
								223	H	Georgia St.	0 3	
								233	H	Jacksonville St.	3 1	
								252	N	Austin Peay	3 0	
								260	N	USC Upstate	3 2	
								266	A	La.-Monroe	2 3	
								281	A	Alabama St.	3 0	
								283	H	Mercer	3 2	
								294	N	UNC Asheville	3 0	
								317	H	Alabama A&M	3 0	
<hr/>												
				LAST 10 GAMES								
				45	A	UALR	0 3	141	A	La.-Lafayette	2 3	
				77	A	Arkansas St.	0 3	266	A	La.-Monroe	2 3	
				223	H	Georgia St.	0 3	205	H	South Ala.	0 3	
				80	H	Texas-Arlington	1 3	62	A	Appalachian St.	0 3	
				45	H	UALR	1 3	203	A	Ga. Southern	0 3	

Non-Div. I Games:

Troy

Average RPI Win:	244	WON-LOST RECORD	WINNING PCT. RANK	LAST 10 GAMES	STRENGTH OF SCHEDULE	OPP. STRENGTH OF SCHEDULE	TEAM RPI	ADJ RPI	CONF. RPI	ADJ CONF. RPI	
DIV. I ONLY		7- 12	.36842 241	3- 7	159	204	225	.45058 215	18	18	
DIV. I NON-CONF.		4- 5	.44444 203	0- 0	90	205	153	.50272 156	18	18	
<hr/>											
TOTALS	RPI 1-25	RPI 26-50		W-L RECORDS	RPI 51-100		RPI 101-150		RPI 150+		
7- 12	0- 0	0- 1		OVERALL	0- 4		0- 1		7- 6		
5- 3	0- 0	0- 0		HOME	0- 1		0- 0		5- 2		
1- 6	0- 0	0- 0		AWAY	0- 2		0- 0		1- 4		
1- 3	0- 0	0- 1		NEUTRAL	0- 1		0- 1		1- 0		
<hr/>											
4- 5	0- 0	0- 1		NON-CONFERENCE	0- 2		0- 1		4- 1		
3- 0	0- 0	0- 0		HOME	0- 0		0- 0		3- 0		
0- 2	0- 0	0- 0		AWAY	0- 1		0- 0		0- 1		
1- 3	0- 0	0- 1		NEUTRAL	0- 1		0- 1		1- 0		
<hr/>											
3- 7	0- 0	0- 0		CONFERENCE	0- 2		0- 0		3- 5		
2- 3	0- 0	0- 0		HOME	0- 1		0- 0		2- 2		
1- 4	0- 0	0- 0		AWAY	0- 1		0- 0		1- 3		
0- 0	0- 0	0- 0		NEUTRAL	0- 0		0- 0		0- 0		
<hr/>											
RPI S	Opponent	Score	RPI S	Opponent	Score	RPI S	Opponent	Score	RPI S	Opponent	Score
			42 N	Illinois St.	0 3	51 N	Baylor	0 3	112 N	Hofstra	0 3
						68 A	George Washington	0 3	161 A	Princeton	1 3
						70 H	Harvard	2 3	161 H	Princeton	1 3
						88 A	Yale	1 3	168 A	UConn	2 3
									187 A	Penn	3 0
									187 H	Penn	1 3
									195 H	Dartmouth	3 1
									202 A	Brown	2 3
									209 H	Fairfield	3 1
									224 H	Stony Brook	3 0
									279 A	Cornell	2 3
									279 H	Cornell	3 1
									304 H	Bucknell	3 0
									310 N	Bryant	3 0
<hr/>											
			LAST 10 GAMES								
			187 H	Penn	1 3	70 H	Harvard	2 3			
			161 H	Princeton	1 3	195 H	Dartmouth	3 1			
			279 A	Cornell	2 3	161 A	Princeton	1 3			
			88 A	Yale	1 3	187 A	Penn	3 0			
			202 A	Brown	2 3	279 H	Cornell	3 1			

Non-Div. I Games:

Columbia

Average RPI Win: 208		WON-LOST RECORD		WINNING PCT. RANK		LAST 10 GAMES		STRENGTH OF SCHEDULE		OPP. STRENGTH OF SCHEDULE		TEAM RPI		ADJ RPI		CONF. RPI		ADJ CONF. RPI	
Average RPI Loss: 150		11- 16		.40741 221		4- 6		181		190		212		.45027 216		21		20	
DIV. I ONLY		6- 9		.4 221		0- 1		120		179		189		.47875 194		19		19	
DIV. I NON-CONF.																			
TOTALS		RPI 1-25		RPI 26-50		W-L RECORDS		RPI 51-100		RPI 101-150		RPI 150+							
11- 16		0- 1		0- 1		OVERALL		0- 2		2- 4		9- 8							
2- 6		0- 0		0- 0		HOME		0- 1		0- 2		2- 3							
4- 6		0- 0		0- 0		AWAY		0- 1		0- 2		4- 3							
5- 4		0- 1		0- 1		NEUTRAL		0- 0		2- 0		3- 2							
6- 9		0- 1		0- 1		NON-CONFERENCE		0- 0		2- 3		4- 4							
0- 2		0- 0		0- 0		HOME		0- 0		0- 1		0- 1							
1- 3		0- 0		0- 0		AWAY		0- 0		0- 2		1- 1							
5- 4		0- 1		0- 1		NEUTRAL		0- 0		2- 0		3- 2							
5- 7		0- 0		0- 0		CONFERENCE		0- 2		0- 1		5- 4							
2- 4		0- 0		0- 0		HOME		0- 1		0- 1		2- 2							
3- 3		0- 0		0- 0		AWAY		0- 1		0- 0		3- 2							
0- 0		0- 0		0- 0		NEUTRAL		0- 0		0- 0		0- 0							
RPI S	Opponent	Score		RPI S	Opponent	Score		RPI S	Opponent	Score		RPI S	Opponent	Score					
15 N	Kansas St.	1	3	50 N	Minnesota	0	3	92 A	South Dakota	1	3	104 H	Denver	2	3				
								92 H	South Dakota	0	3	119 H	Ball St.	2	3				
												124 A	Eastern Mich.	0	3				
												139 A	Southern Ill.	1	3				
												144 N	Oakland	3	1				
												147 N	Duquesne	3	0				
												158 H	North Dakota St.	3	1				
												165 A	IUPUI	1	3				
												165 H	IUPUI	1	3				
												166 A	Western Mich.	3	2				
												166 H	Western Mich.	1	3				
												167 N	Marshall	2	3				
												169 N	Eastern Ky.	0	3				
												190 A	Oral Roberts	3	0				
												190 H	Oral Roberts	3	1				
												228 A	Omaha	3	2				
												235 N	Bakersfield	3	0				
												243 N	Bowling Green	3	0				
												275 A	Western Ill.	0	3				
												275 H	Western Ill.	1	3				
												277 A	Toledo	2	3				
												290 N	Saint Francis (PA)	3	0				
												296 A	South Dakota St.	3	0				
				LAST 10 GAMES															
				190 A	Oral Roberts	3	0	158 H	North Dakota St.	3	1								
				92 A	South Dakota	1	3	104 H	Denver	2	3								
				275 H	Western Ill.	1	3	165 H	IUPUI	1	3								
				165 A	IUPUI	1	3	228 A	Omaha	3	2								
				166 H	Western Mich.	1	3	190 H	Oral Roberts	3	1								

Non-Div. I Games:

IPFW

Average RPI Win:	239	WON-LOST	WINNING	LAST 10	STRENGTH OF	OPP. STRENGTH	TEAM	ADJ	CONF.	ADJ CONF.	
Average RPI Loss:	131	RECORD	PCT. RANK	GAMES	SCHEDULE	OF SCHEDULE	RPI	RPI	RPI	RPI	
DIV. I ONLY	11- 15	.42308	213	3- 7	214	184	221	.45011	217	10	10
DIV. I NON-CONF.	6- 8	.42857	210	0- 0	230	210	233	.44205	240	11	11
<hr/>											
TOTALS	RPI 1-25	RPI 26-50		W-L RECORDS		RPI 51-100		RPI 101-150		RPI 150+	
11- 15	0- 1	0- 0		OVERALL		0- 3		2- 7		9- 4	
7- 7	0- 1	0- 0		HOME		0- 2		2- 2		5- 2	
2- 6	0- 0	0- 0		AWAY		0- 1		0- 5		2- 0	
2- 2	0- 0	0- 0		NEUTRAL		0- 0		0- 0		2- 2	
6- 8	0- 0	0- 0		NON-CONFERENCE		0- 1		1- 3		5- 4	
4- 4	0- 0	0- 0		HOME		0- 1		1- 1		3- 2	
0- 2	0- 0	0- 0		AWAY		0- 0		0- 2		0- 0	
2- 2	0- 0	0- 0		NEUTRAL		0- 0		0- 0		2- 2	
5- 7	0- 1	0- 0		CONFERENCE		0- 2		1- 4		4- 0	
3- 3	0- 1	0- 0		HOME		0- 1		1- 1		2- 0	
2- 4	0- 0	0- 0		AWAY		0- 1		0- 3		2- 0	
0- 0	0- 0	0- 0		NEUTRAL		0- 0		0- 0		0- 0	
RPI	S	Opponent	Score	RPI	S	Opponent	Score	RPI	S	Opponent	Score
13	H	Colorado St.	0 3					55	H	Wyoming	1 3
								57	A	UNLV	1 3
								100	H	California	2 3
								104	H	Denver	0 3
								108	A	San Diego St.	0 3
								109	A	Texas Tech	1 3
								123	A	Utah St.	0 3
								123	H	Utah St.	2 3
								131	A	Boise St.	0 3
								131	H	Boise St.	3 1
								137	A	Saint Louis	1 3
								149	H	Marist	3 0
								151	H	Winthrop	3 0
								178	H	Rutgers	1 3
								199	H	Houston Baptist	3 0
								219	H	SIUE	2 3
								228	N	Omaha	2 3
								247	A	Nevada	3 2
								247	H	Nevada	3 1
								285	H	Weber St.	3 1
								285	N	Weber St.	1 3
								289	N	Canisius	3 0
								302	N	Abilene Christian	3 0
								314	A	San Jose St.	3 1
								314	H	San Jose St.	3 1
				LAST 10 GAMES							
		131 A Boise St.	0 3			55 H Wyoming	1 3				
		123 A Utah St.	0 3			108 A San Diego St.	0 3				
		247 H Nevada	3 1			57 A UNLV	1 3				
		314 H San Jose St.	3 1			123 H Utah St.	2 3				
		13 H Colorado St.	0 3			131 H Boise St.	3 1				

Non-Div. I Games:

Air Force

[illegible]

Non-Div. I Games:

Green Bay

Average RPI Win: 230		WON-LOST RECORD		WINNING PCT. RANK		LAST 10 GAMES		STRENGTH OF SCHEDULE		OPP. STRENGTH OF SCHEDULE		TEAM RPI		ADJ RPI		CONF. RPI		ADJ CONF. RPI	
DIV. I ONLY		12- 15		.44444 196		4- 6		179		246		202		.44938 219		24		25	
DIV. I NON-CONF.		8- 7		.53333 158		0- 0		151		207		157		.50374 154		23		23	
TOTALS		RPI 1-25		RPI 26-50		W-L RECORDS		RPI 51-100		RPI 101-150		RPI 150+							
12- 15		0- 0		0- 1		OVERALL		0- 3		1- 4		11- 7							
6- 3		0- 0		0- 0		HOME		0- 1		0- 1		6- 1							
3- 7		0- 0		0- 0		AWAY		0- 1		0- 1		3- 5							
3- 5		0- 0		0- 1		NEUTRAL		0- 1		1- 2		2- 1							
8- 7		0- 0		0- 1		NON-CONFERENCE		0- 3		1- 2		7- 1							
3- 1		0- 0		0- 0		HOME		0- 1		0- 0		3- 0							
2- 1		0- 0		0- 0		AWAY		0- 1		0- 0		2- 0							
3- 5		0- 0		0- 1		NEUTRAL		0- 1		1- 2		2- 1							
4- 8		0- 0		0- 0		CONFERENCE		0- 0		0- 2		4- 6							
3- 2		0- 0		0- 0		HOME		0- 0		0- 1		3- 1							
1- 6		0- 0		0- 0		AWAY		0- 0		0- 1		1- 5							
0- 0		0- 0		0- 0		NEUTRAL		0- 0		0- 0		0- 0							
RPI S	Opponent	Score		RPI S	Opponent	Score		RPI S	Opponent	Score		RPI S	Opponent	Score					
				48 N	Pacific	0	3	77 H	Arkansas St.	0	3	117 A	Murray St.	0	3				
								94 A	Northern Ky.	2	3	117 H	Murray St.	1	3				
								100 N	California	0	3	124 N	Eastern Mich.	1	3				
												127 N	North Dakota	0	3				
												132 N	Samford	3	1				
												151 N	Winthrop	3	1				
												157 H	Indiana St.	3	1				
												178 N	Rutgers	2	3				
												217 A	Air Force	3	2				
												221 H	Southern Utah	3	1				
												227 A	Southeast Mo. St.	0	3				
												227 H	Southeast Mo. St.	3	2				
												230 A	Eastern Ill.	1	3				
												233 A	Jacksonville St.	2	3				
												249 A	Mississippi St.	3	1				
												252 A	Austin Peay	3	1				
												252 H	Austin Peay	3	2				
												257 A	UT Martin	0	3				
												257 H	UT Martin	3	2				
												268 H	Tennessee St.	1	3				
												287 A	Tennessee Tech	2	3				
												319 H	Ark.-Pine Bluff	3	0				
												328 N	Mississippi Val.	3	0				
LAST 10 GAMES				LAST 10 GAMES				LAST 10 GAMES				LAST 10 GAMES							
				227 H	Southeast Mo. St.	3	2	227 A	Southeast Mo. St.	0	3	328 N	Mississippi Val.	3	0				
				257 H	UT Martin	3	2	117 H	Murray St.	1	3								
				252 A	Austin Peay	3	1	252 H	Austin Peay	3	2								
				117 A	Murray St.	0	3	268 H	Tennessee St.	1	3								
				257 A	UT Martin	0	3	230 A	Eastern Ill.	1	3								

Non-Div. I Games:

SIUE

Average RPI Win: 213		WON-LOST RECORD		WINNING PCT. RANK		LAST 10 GAMES		STRENGTH OF SCHEDULE		OPP. STRENGTH OF SCHEDULE		TEAM RPI		ADJ RPI		CONF. RPI		ADJ CONF. RPI	
DIV. I ONLY		7- 19		.26923 275		2- 8		91		124		219		.44928 220		15		15	
DIV. I NON-CONF.		4- 10		.28571 265		0- 1		68		74		175		.4886 177		13		13	
TOTALS		RPI 1-25		RPI 26-50		W-L RECORDS		RPI 51-100		RPI 101-150		RPI 150+							
7- 19		0- 2		0- 1		OVERALL		1- 6		0- 4		6- 6							
3- 8		0- 1		0- 0		HOME		0- 3		0- 2		3- 2							
2- 7		0- 1		0- 0		AWAY		0- 2		0- 1		2- 3							
2- 4		0- 0		0- 1		NEUTRAL		1- 1		0- 1		1- 1							
4- 10		0- 2		0- 1		NON-CONFERENCE		1- 3		0- 2		3- 2							
1- 3		0- 1		0- 0		HOME		0- 1		0- 1		1- 0							
1- 3		0- 1		0- 0		AWAY		0- 1		0- 0		1- 1							
2- 4		0- 0		0- 1		NEUTRAL		1- 1		0- 1		1- 1							
3- 9		0- 0		0- 0		CONFERENCE		0- 3		0- 2		3- 4							
2- 5		0- 0		0- 0		HOME		0- 2		0- 1		2- 2							
1- 4		0- 0		0- 0		AWAY		0- 1		0- 1		1- 2							
0- 0		0- 0		0- 0		NEUTRAL		0- 0		0- 0		0- 0							
RPI	S	Opponent		Score		RPI	S	Opponent		Score		RPI	S	Opponent		Score			
9	H	Illinois		0	3	29	N	UCF		1	3	52	N	Pittsburgh		0	3		
15	A	Kansas St.		0	3							61	H	Virginia Tech		0	3		
												63	A	Seton Hall		2	3		
												72	H	UTSA		0	3		
												75	A	Rice		1	3		
												75	H	Rice		0	3		
												97	N	Arkansas		3	2		
												106	N	Dayton		0	3		
												122	A	Fla. Atlantic		0	3		
												139	H	Southern Ill.		1	3		
												146	H	North Texas		2	3		
												163	H	Southern Miss.		3	1		
												167	A	Marshall		2	3		
												167	H	Marshall		1	3		
												177	H	Belmont		3	2		
												188	H	UTEP		1	3		
												195	N	Dartmouth		2	3		
												207	A	East Tenn. St.		1	3		
												241	A	UAB		0	3		
												243	A	Bowling Green		3	2		
												246	A	FIU		3	2		
												267	H	Louisiana Tech		3	2		
												298	N	Fordham		3	0		
LAST 10 GAMES						LAST 10 GAMES													
167 H Marshall 1 3						241 A UAB 0 3													
146 H North Texas 2 3						188 H UTEP 1 3													
75 A Rice 1 3						75 H Rice 0 3													
122 A Fla. Atlantic 0 3						207 A East Tenn. St. 1 3													
246 A FIU 3 2						267 H Louisiana Tech 3 2													

Non-Div. I Games:

Middle Tenn.

Average RPI Win:	271	WON-LOST RECORD	WINNING PCT. RANK	LAST 10 GAMES	STRENGTH OF SCHEDULE	OPP. STRENGTH OF SCHEDULE	TEAM RPI	ADJ RPI	CONF. RPI	ADJ CONF. RPI		
DIV. I ONLY		13- 11	.54167	150	3- 7	292	260	230	.44918	221	22	22
DIV. I NON-CONF.		8- 4	.66667	89	1- 0	301	304	199	.47748	199	20	20
<hr/>												
TOTALS	RPI 1-25	RPI 26-50		W-L RECORDS		RPI 51-100		RPI 101-150		RPI 150+		
13- 11	0- 0	0- 0		OVERALL		0- 2		0- 5		13- 4		
7- 4	0- 0	0- 0		HOME		0- 0		0- 2		7- 2		
4- 5	0- 0	0- 0		AWAY		0- 1		0- 3		4- 1		
2- 2	0- 0	0- 0		NEUTRAL		0- 1		0- 0		2- 1		
8- 4	0- 0	0- 0		NON-CONFERENCE		0- 2		0- 0		8- 2		
4- 0	0- 0	0- 0		HOME		0- 0		0- 0		4- 0		
2- 2	0- 0	0- 0		AWAY		0- 1		0- 0		2- 1		
2- 2	0- 0	0- 0		NEUTRAL		0- 1		0- 0		2- 1		
5- 7	0- 0	0- 0		CONFERENCE		0- 0		0- 5		5- 2		
3- 4	0- 0	0- 0		HOME		0- 0		0- 2		3- 2		
2- 3	0- 0	0- 0		AWAY		0- 0		0- 3		2- 0		
0- 0	0- 0	0- 0		NEUTRAL		0- 0		0- 0		0- 0		
RPI	S	Opponent	Score	RPI	S	Opponent	Score	RPI	S	Opponent	Score	
						57 A UNLV	0 3			102 A Northern Colo.	0 3	
						77 N Arkansas St.	0 3			111 A Idaho St.	1 3	
										111 H Idaho St.	1 3	
										125 H Northern Ariz.	1 3	
										127 A North Dakota	1 3	
										157 N Indiana St.	1 3	
										208 H Portland St.	3 1	
										213 H Utah Valley	3 2	
										219 A SIUE	1 3	
										226 A Eastern Wash.	3 2	
										232 A Navy	3 1	
										234 A Grand Canyon	3 1	
										255 H Montana	2 3	
										269 H Montana St.	0 3	
										280 H Sacramento St.	3 2	
										285 A Weber St.	3 2	
										285 H Weber St.	3 0	
										295 H UC Riverside	3 0	
										301 N Providence	3 0	
										306 H UMES	3 0	
										318 N Citadel	3 0	
										334 H Savannah St.	3 0	
				LAST 10 GAMES								
				111 H Idaho St.	1 3	285 A Weber St.	3 2					
				285 H Weber St.	3 0	111 A Idaho St.	1 3					
				127 A North Dakota	1 3	255 H Montana	2 3					
				102 A Northern Colo.	0 3	269 H Montana St.	0 3					
				213 H Utah Valley	3 2	125 H Northern Ariz.	1 3					

Non-Div. I Games:

Southern Utah

Non-Div. I Games:

Manhattan

Average RPI Win:	212	WON-LOST	WINNING	LAST 10	STRENGTH OF	OPP. STRENGTH	TEAM	ADJ	CONF.	ADJ CONF.	
Average RPI Loss:	137	RECORD	PCT. RANK	GAMES	SCHEDULE	OF SCHEDULE	RPI	RPI	RPI	RPI	
DIV. I ONLY	8- 15	.34783	248	5- 5	143	157	216	.44802	223	11	11
DIV. I NON-CONF.	2- 7	.22222	285	0- 0	211	228	280	.39433	279	12	12
<hr/>											
TOTALS	RPI 1-25	RPI 26-50		W-L RECORDS		RPI 51-100		RPI 101-150		RPI 150+	
8- 15	0- 0	0- 2		OVERALL		0- 3		2- 4		6- 6	
3- 4	0- 0	0- 1		HOME		0- 1		2- 0		1- 2	
3- 9	0- 0	0- 1		AWAY		0- 2		0- 2		3- 4	
2- 2	0- 0	0- 0		NEUTRAL		0- 0		0- 2		2- 0	
<hr/>											
2- 7	0- 0	0- 0		NON-CONFERENCE		0- 0		0- 3		2- 4	
0- 1	0- 0	0- 0		HOME		0- 0		0- 0		0- 1	
0- 4	0- 0	0- 0		AWAY		0- 0		0- 1		0- 3	
2- 2	0- 0	0- 0		NEUTRAL		0- 0		0- 2		2- 0	
<hr/>											
6- 8	0- 0	0- 2		CONFERENCE		0- 3		2- 1		4- 2	
3- 3	0- 0	0- 1		HOME		0- 1		2- 0		1- 1	
3- 5	0- 0	0- 1		AWAY		0- 2		0- 1		3- 1	
0- 0	0- 0	0- 0		NEUTRAL		0- 0		0- 0		0- 0	
<hr/>											
RPI S	Opponent	Score	RPI S	Opponent	Score	RPI S	Opponent	Score	RPI S	Opponent	Score
			45 A	UALR	0 3	62 A	Appalachian St.	0 3	110 N	Radford	0 3
			45 H	UALR	0 3	77 A	Arkansas St.	0 3	128 H	Texas St.	3 1
						80 H	Texas-Arlington	2 3	132 A	Samford	0 3
									141 A	La.-Lafayette	2 3
									141 H	La.-Lafayette	3 1
									145 N	Maryland	0 3
									183 H	Western Caro.	0 3
									185 A	Jacksonville	2 3
									203 A	Ga. Southern	3 2
									203 H	Ga. Southern	3 1
									205 A	South Ala.	0 3
									205 H	South Ala.	1 3
									206 A	North Florida	0 3
									214 A	Troy	3 0
									233 N	Jacksonville St.	3 1
									241 A	UAB	1 3
									266 A	La.-Monroe	3 0
									309 N	Bethune-Cookman	3 2
<hr/>											
LAST 10 GAMES											
			203 A Ga. Southern			3 2	45 A UALR			0 3	
			80 H Texas-Arlington			2 3	77 A Arkansas St.			0 3	
			214 A Troy			3 0	203 H Ga. Southern			3 1	
			141 H La.-Lafayette			3 1	205 H South Ala.			1 3	
			128 H Texas St.			3 1	141 A La.-Lafayette			2 3	

Non-Div. I Games:

Georgia St.

Average RPI Win:	274	WON-LOST RECORD	WINNING PCT. RANK	LAST 10 GAMES	STRENGTH OF SCHEDULE	OPP. STRENGTH OF SCHEDULE	TEAM RPI	ADJ RPI	CONF. RPI	ADJ CONF. RPI	
DIV. I ONLY	15- 11	.57692	139	6- 4	294	270	215	.44759	224	29	29
DIV. I NON-CONF.	10- 8	.55556	142	2- 1	295	218	217	.45786	220	28	28
<hr/>											
TOTALS	RPI 1-25	RPI 26-50		W-L RECORDS	RPI 51-100		RPI 101-150		RPI 150+		
15- 11	0- 0	0- 1		OVERALL	0- 3		0- 1		15- 6		
8- 2	0- 0	0- 0		HOME	0- 1		0- 0		8- 1		
5- 5	0- 0	0- 0		AWAY	0- 1		0- 1		5- 3		
2- 4	0- 0	0- 1		NEUTRAL	0- 1		0- 0		2- 2		
<hr/>											
10- 8	0- 0	0- 1		NON-CONFERENCE	0- 3		0- 1		10- 3		
5- 1	0- 0	0- 0		HOME	0- 1		0- 0		5- 0		
3- 3	0- 0	0- 0		AWAY	0- 1		0- 1		3- 1		
2- 4	0- 0	0- 1		NEUTRAL	0- 1		0- 0		2- 2		
<hr/>											
5- 3	0- 0	0- 0		CONFERENCE	0- 0		0- 0		5- 3		
3- 1	0- 0	0- 0		HOME	0- 0		0- 0		3- 1		
2- 2	0- 0	0- 0		AWAY	0- 0		0- 0		2- 2		
0- 0	0- 0	0- 0		NEUTRAL	0- 0		0- 0		0- 0		
<hr/>											
RPI	S	Opponent	Score	RPI	S	Opponent	Score	RPI	S	Opponent	Score
				46	N	SMU	0 3	63	H	Seton Hall	0 3
								92	N	South Dakota	1 3
								97	A	Arkansas	0 3

Non-Div. I Games:

Stony Brook

Average RPI Win:		260	WON-LOST RECORD		WINNING PCT. RANK		LAST 10 GAMES		STRENGTH OF SCHEDULE		OPP. STRENGTH OF SCHEDULE		TEAM RPI		ADJ RPI		CONF. RPI		ADJ CONF. RPI				
Average RPI Loss:		148																					
DIV. I ONLY			12- 15		.44444 196		2- 8		199		263		214		.44634 225		20		21				
DIV. I NON-CONF.			9- 8		.52941 161		1- 1		212		282		203		.4684 206		22		22				
TOTALS		RPI 1-25		RPI 26-50		W-L RECORDS		RPI 51-100		RPI 101-150		RPI 150+											
12- 15		0- 1		0- 1		OVERALL		0- 2		1- 4		11- 7											
5- 5		0- 0		0- 0		HOME		0- 2		0- 0		5- 3											
3- 7		0- 1		0- 1		AWAY		0- 0		0- 3		3- 2											
4- 3		0- 0		0- 0		NEUTRAL		0- 0		1- 1		3- 2											
9- 8		0- 1		0- 1		NON-CONFERENCE		0- 1		1- 2		8- 3											
3- 2		0- 0		0- 0		HOME		0- 1		0- 0		3- 1											
2- 3		0- 1		0- 1		AWAY		0- 0		0- 1		2- 0											
4- 3		0- 0		0- 0		NEUTRAL		0- 0		1- 1		3- 2											
3- 7		0- 0		0- 0		CONFERENCE		0- 1		0- 2		3- 4											
2- 3		0- 0		0- 0		HOME		0- 1		0- 0		2- 2											
1- 4		0- 0		0- 0		AWAY		0- 0		0- 2		1- 2											
0- 0		0- 0		0- 0		NEUTRAL		0- 0		0- 0		0- 0											
RPI	S	Opponent		Score		RPI	S	Opponent		Score		RPI	S	Opponent		Score							
20	A	Duke		1	3	31	A	Long Beach St.		0	3	82	H	South Carolina		0	3	103	N	San Francisco	1	3	
												85	H	Coastal Caro.		0	3	107	A	Liberty	0	3	
																		110	A	Radford	1	3	
																		114	A	UNCW	2	3	
																		118	N	Valparaiso	3	2	
																		151	A	Winthrop	1	3	
																		186	A	Presbyterian	0	3	
																		189	H	Northeastern	2	3	
																		200	N	Army	2	3	
																		206	H	North Florida	3	0	
																		212	A	High Point	3	2	
																		212	H	High Point	3	1	
																		236	H	Gardner-Webb	2	3	
																		245	N	Rider	3	1	
																		276	H	Elon	3	1	
																		292	N	Wofford	3	0	
																		294	H	UNC Asheville	1	3	
																		297	N	Binghamton	3	0	
																		299	H	Charleston So.	3	2	
																		306	A	UMES	3	1	
																		309	N	Bethune-Cookman	2	3	
																		327	A	N.C. Central	3	0	
																		330	H	N.C. A&T	3	0	
LAST 10 GAMES																							
						294	H	UNC Asheville		1	3	186	A	Presbyterian		0	3	330	H	N.C. A&T		3	0
						236	H	Gardner-Webb		2	3	189	H	Northeastern		2	3						
						212	A	High Point		3	2	110	A	Radford		1	3						
						330	H	N.C. A&T		3	0	107	A	Liberty		0	3						
						151	A	Winthrop		1	3	85	H	Coastal Caro.		0	3						

Non-Div. I Games:

Campbell

Average RPI Win:		202	WON-LOST RECORD		WINNING PCT. RANK		LAST 10 GAMES		STRENGTH OF SCHEDULE		OPP. STRENGTH OF SCHEDULE		TEAM RPI		ADJ RPI		CONF. RPI		ADJ CONF. RPI	
DIV. I ONLY			9- 16		.36 244		4- 6		177		116		226		.44631 226		22		22	
DIV. I NON-CONF.			4- 9		.30769 256		0- 0		53		53		154		.50346 155		20		20	
TOTALS		RPI 1-25		RPI 26-50		W-L RECORDS		RPI 51-100		RPI 101-150		RPI 150+								
9- 16		0- 1		0- 2		OVERALL		1- 1		2- 6		6- 6								
3- 4		0- 0		0- 0		HOME		0- 0		0- 2		3- 2								
4- 6		0- 0		0- 1		AWAY		0- 0		2- 2		2- 3								
2- 6		0- 1		0- 1		NEUTRAL		1- 1		0- 2		1- 1								
4- 9		0- 1		0- 2		NON-CONFERENCE		1- 1		1- 3		2- 2								
0- 1		0- 0		0- 0		HOME		0- 0		0- 0		0- 1								
2- 2		0- 0		0- 1		AWAY		0- 0		1- 1		1- 0								
2- 6		0- 1		0- 1		NEUTRAL		1- 1		0- 2		1- 1								
5- 7		0- 0		0- 0		CONFERENCE		0- 0		1- 3		4- 4								
3- 3		0- 0		0- 0		HOME		0- 0		0- 2		3- 1								
2- 4		0- 0		0- 0		AWAY		0- 0		1- 1		1- 3								
0- 0		0- 0		0- 0		NEUTRAL		0- 0		0- 0		0- 0								
RPI	S	Opponent		Score		RPI	S	Opponent		Score		RPI	S	Opponent		Score				
1	N	Stanford		0 3		34	A	San Diego		0 3		85	N	Coastal Caro.		1 3				
						36	N	CSUN		0 3		87	N	North Carolina St.		3 2				
														102	A	Northern Colo. 3 2				
														111	H	Idaho St. 0 3				
														114	A	UNCW 0 3				
														116	N	Missouri 1 3				
														120	A	Col. of Charleston 3 2				
														127	A	North Dakota 1 3				
														131	N	Boise St. 0 3				
														150	H	Idaho 0 3				
														162	H	Seattle 2 3				
														208	A	Portland St. 0 3				
														209	N	Fairfield 3 1				
														212	A	High Point 3 2				
														221	H	Southern Utah 2 3				
														248	N	Portland 1 3				
														255	A	Montana 1 3				
														255	H	Montana 3 0				
														269	A	Montana St. 2 3				
														269	H	Montana St. 3 0				
														280	A	Sacramento St. 3 2				
														285	H	Weber St. 3 0				
LAST 10 GAMES																				
269 A Montana St.						2		3		269 H Montana St.						3		0		
255 A Montana						1		3		208 A Portland St.						0		3		
285 H Weber St.						3		0		280 A Sacramento St.						3		2		
111 H Idaho St.						0		3		150 H Idaho						0		3		
255 H Montana						3		0		221 H Southern Utah						2		3		

Average RPI Win:	254	WON-LOST RECORD	WINNING PCT. RANK	LAST 10 GAMES	STRENGTH OF SCHEDULE	OPP. STRENGTH OF SCHEDULE	TEAM RPI	ADJ RPI	CONF. RPI	ADJ CONF. RPI	
DIV. I ONLY		10- 16	.38462 231	6- 4	167	245	229	.44571 227	24	25	
DIV. I NON-CONF.		4- 10	.28571 265	0- 1	99	231	229	.45729 222	23	23	
<hr/>											
TOTALS	RPI 1-25	RPI 26-50		W-L RECORDS		RPI 51-100		RPI 101-150		RPI 150+	
10- 16	0- 0	0- 1		OVERALL		1- 4		0- 4		9- 7	
4- 3	0- 0	0- 0		HOME		0- 1		0- 1		4- 1	
3- 8	0- 0	0- 0		AWAY		0- 2		0- 2		3- 4	
3- 5	0- 0	0- 1		NEUTRAL		1- 1		0- 1		2- 2	
<hr/>											
4- 10	0- 0	0- 1		NON-CONFERENCE		1- 4		0- 3		3- 2	
0- 2	0- 0	0- 0		HOME		0- 1		0- 1		0- 0	
1- 3	0- 0	0- 0		AWAY		0- 2		0- 1		1- 0	
3- 5	0- 0	0- 1		NEUTRAL		1- 1		0- 1		2- 2	
<hr/>											
6- 6	0- 0	0- 0		CONFERENCE		0- 0		0- 1		6- 5	
4- 1	0- 0	0- 0		HOME		0- 0		0- 0		4- 1	
2- 5	0- 0	0- 0		AWAY		0- 0		0- 1		2- 4	
0- 0	0- 0	0- 0		NEUTRAL		0- 0		0- 0		0- 0	
<hr/>											
RPI S	Opponent	Score	RPI S	Opponent	Score	RPI S	Opponent	Score	RPI S	Opponent	Score
			26 N	Alabama	1 3	64 N	UNI	1 3	117 A	Murray St.	0 3
						71 N	Memphis	3 1	133 N	Miami (OH)	0 3
						79 H	Missouri St.	0 3	137 A	Saint Louis	0 3
						86 A	UMKC	1 3	139 H	Southern Ill.	2 3
						89 A	Indiana	0 3	163 N	Southern Miss.	2 3
									169 A	Eastern Ky.	1 3
									177 H	Belmont	0 3
									219 A	SIUE	2 3
									219 H	SIUE	3 0
									230 A	Eastern Ill.	3 2
									230 H	Eastern Ill.	3 2
									249 N	Mississippi St.	2 3
									252 A	Austin Peay	1 3
									257 A	UT Martin	2 3
									268 H	Tennessee St.	3 0
									281 A	Alabama St.	3 0
									287 H	Tennessee Tech	3 0
									300 A	Morehead St.	3 2
									318 N	Citadel	3 0
									334 N	Savannah St.	3 0
<hr/>											
LAST 10 GAMES											
			219 A	SIUE	2 3	219 H	SIUE	3 0			
			230 A	Eastern Ill.	3 2	79 H	Missouri St.	0 3			
			177 H	Belmont	0 3	300 A	Morehead St.	3 2			
			268 H	Tennessee St.	3 0	169 A	Eastern Ky.	1 3			
			230 H	Eastern Ill.	3 2	287 H	Tennessee Tech	3 0			

Non-Div. I Games:

Southeast Mo. St.

Average RPI Win: 247		WON-LOST RECORD	WINNING PCT. RANK		LAST 10 GAMES	STRENGTH OF SCHEDULE		OPP. STRENGTH OF SCHEDULE		TEAM RPI	ADJ RPI	CONF. RPI	ADJ CONF. RPI		
Average RPI Loss: 136															
DIV. I ONLY		10- 15	.4	224	4- 6	218	172	232	.44328	228	21	20			
DIV. I NON-CONF.		5- 8	.38462	232	0- 0	209	154	237	.44408	237	19	19			
<hr/>															
TOTALS		RPI 1-25	RPI 26-50		W-L RECORDS	RPI 51-100		RPI 101-150		RPI 150+					
10- 15		0- 1	0- 0		OVERALL	0- 4		0- 4		10- 6					
4- 6		0- 0	0- 0		HOME	0- 2		0- 1		4- 3					
2- 6		0- 1	0- 0		AWAY	0- 1		0- 2		2- 2					
4- 3		0- 0	0- 0		NEUTRAL	0- 1		0- 1		4- 1					
5- 8		0- 1	0- 0		NON-CONFERENCE	0- 2		0- 2		5- 3					
1- 2		0- 0	0- 0		HOME	0- 1		0- 0		1- 1					
0- 3		0- 1	0- 0		AWAY	0- 0		0- 1		0- 1					
4- 3		0- 0	0- 0		NEUTRAL	0- 1		0- 1		4- 1					
5- 7		0- 0	0- 0		CONFERENCE	0- 2		0- 2		5- 3					
3- 4		0- 0	0- 0		HOME	0- 1		0- 1		3- 2					
2- 3		0- 0	0- 0		AWAY	0- 1		0- 1		2- 1					
0- 0		0- 0	0- 0		NEUTRAL	0- 0		0- 0		0- 0					
RPI	S	Opponent	Score	RPI	S	Opponent	Score	RPI	S	Opponent	Score	RPI	S	Opponent	Score
23	A	Iowa St.	0 3					86	H	UMKC	2 3	104	A	Denver	0 3
								92	A	South Dakota	0 3	104	H	Denver	0 3
								92	H	South Dakota	1 3	131	N	Boise St.	0 3
								95	N	Northern Ill.	0 3	137	A	Saint Louis	0 3
												158	A	North Dakota St.	1 3
												158	H	North Dakota St.	3 1
												165	H	IUPUI	2 3
												179	A	A&M-Corpus Christi	0 3
												190	H	Oral Roberts	3 0
												191	N	Tennessee	3 0
												198	H	Drake	2 3
												216	H	IPFW	2 3
												217	N	Air Force	3 2
												251	H	Central Mich.	3 1
												253	N	Incarnate Word	1 3
												275	A	Western Ill.	3 1
												289	N	Canisius	3 2
												296	A	South Dakota St.	3 1
												296	H	South Dakota St.	3 0
												303	N	Tex.-Pan American	3 1
				LAST 10 GAMES											
				296	H	South Dakota St.	3 0	190	H	Oral Roberts	3 0				
				104	H	Denver	0 3	216	H	IPFW	2 3				
				92	A	South Dakota	0 3	104	A	Denver	0 3				
				158	A	North Dakota St.	1 3	158	H	North Dakota St.	3 1				
				296	A	South Dakota St.	3 1	92	H	South Dakota	1 3				

Non-Div. I Games:

Omaha

Average RPI Win:	304	WON-LOST RECORD	WINNING PCT. RANK	LAST 10 GAMES	STRENGTH OF SCHEDULE	OPP. STRENGTH OF SCHEDULE	TEAM RPI	ADJ RPI	CONF. RPI	ADJ CONF. RPI		
DIV. I ONLY		12- 15	.44444	196	8- 2	268	267	247	.4421	229	30	30
DIV. I NON-CONF.		2- 14	.125	306	1- 1	148	168	281	.40007	276	29	30
<hr/>												
TOTALS	RPI 1-25	RPI 26-50		W-L RECORDS		RPI 51-100		RPI 101-150		RPI 150+		
12- 15	0- 1	0- 0		OVERALL		0- 4		0- 6		12- 4		
6- 4	0- 0	0- 0		HOME		0- 2		0- 1		6- 1		
6- 5	0- 1	0- 0		AWAY		0- 1		0- 2		6- 1		
0- 6	0- 0	0- 0		NEUTRAL		0- 1		0- 3		0- 2		
<hr/>												
2- 14	0- 1	0- 0		NON-CONFERENCE		0- 3		0- 6		2- 4		
1- 3	0- 0	0- 0		HOME		0- 1		0- 1		1- 1		
1- 5	0- 1	0- 0		AWAY		0- 1		0- 2		1- 1		
0- 6	0- 0	0- 0		NEUTRAL		0- 1		0- 3		0- 2		
<hr/>												
10- 1	0- 0	0- 0		CONFERENCE		0- 1		0- 0		10- 0		
5- 1	0- 0	0- 0		HOME		0- 1		0- 0		5- 0		
5- 0	0- 0	0- 0		AWAY		0- 0		0- 0		5- 0		
0- 0	0- 0	0- 0		NEUTRAL		0- 0		0- 0		0- 0		
<hr/>												
RPI S	Opponent	Score		RPI S	Opponent	Score		RPI S	Opponent	Score		
24 A	Colorado	0 3						111 N	Idaho St.	0 3		
								83 N	Butler	0 3		
								84 H	West Virginia	0 3		
								98 A	Milwaukee	0 3		
								135 H	Youngstown St.	1 3		
								144 A	Oakland	1 3		
								147 A	Duquesne	1 3		
								157 H	Indiana St.	1 3		
								158 N	North Dakota St.	2 3		
								243 N	Bowling Green	2 3		
								270 A	Akron	0 3		
								273 A	Central Conn. St.	3 2		
								273 H	Central Conn. St.	3 1		
								290 A	Saint Francis (PA)	3 2		
								291 A	Sacred Heart	3 1		
								291 H	Sacred Heart	3 0		
								310 A	Bryant	3 2		
								310 H	Bryant	3 2		
								315 A	NJIT	3 2		
								322 H	St. Francis Brooklyn	3 0		
								325 A	Fairleigh Dickinson	3 0		
								325 H	Fairleigh Dickinson	3 0		
								326 H	UMass Lowell	3 1		
<hr/>												
				LAST 10 GAMES								
				310 H	Bryant	3 2		322 H	St. Francis Brooklyn	3 0		
				273 H	Central Conn. St.	3 1		147 A	Duquesne	1 3		
				291 A	Sacred Heart	3 1		315 A	NJIT	3 2		
				325 A	Fairleigh Dickinson	3 0		290 A	Saint Francis (PA)	3 2		
				65 H	LIU Brooklyn	1 3		310 A	Bryant	3 2		

Non-Div. I Games:

Robert Morris

Average RPI Win: 244		WON-LOST RECORD		WINNING PCT. RANK		LAST 10 GAMES		STRENGTH OF SCHEDULE		OPP. STRENGTH OF SCHEDULE		TEAM RPI		ADJ RPI		CONF. RPI		ADJ CONF. RPI	
DIV. I ONLY		11- 14		.44 200		5- 5		219		211		218		.44035 230		24		25	
DIV. I NON-CONF.		6- 7		.46154 184		0- 0		248		125		216		.45968 216		23		23	
TOTALS		RPI 1-25		RPI 26-50		W-L RECORDS		RPI 51-100		RPI 101-150		RPI 150+							
11- 14		0- 1		0- 0		OVERALL		0- 0		1- 6		10- 7							
3- 3		0- 0		0- 0		HOME		0- 0		0- 1		3- 2							
5- 5		0- 1		0- 0		AWAY		0- 0		1- 1		4- 3							
3- 6		0- 0		0- 0		NEUTRAL		0- 0		0- 4		3- 2							
6- 7		0- 1		0- 0		NON-CONFERENCE		0- 0		1- 4		5- 2							
0- 0		0- 0		0- 0		HOME		0- 0		0- 0		0- 0							
3- 1		0- 1		0- 0		AWAY		0- 0		1- 0		2- 0							
3- 6		0- 0		0- 0		NEUTRAL		0- 0		0- 4		3- 2							
5- 7		0- 0		0- 0		CONFERENCE		0- 0		0- 2		5- 5							
3- 3		0- 0		0- 0		HOME		0- 0		0- 1		3- 2							
2- 4		0- 0		0- 0		AWAY		0- 0		0- 1		2- 3							
0- 0		0- 0		0- 0		NEUTRAL		0- 0		0- 0		0- 0							
RPI	S	Opponent		Score		RPI	S	Opponent		Score		RPI	S	Opponent		Score			
8	A	Penn St.		0 3								102	N	Northern Colo.		2	3		
												105	N	Iowa		0	3		
												117	A	Murray St.		1	3		
												117	H	Murray St.		1	3		
												119	A	Ball St.		3	1		
												127	N	North Dakota		0	3		
												137	N	Saint Louis		1	3		
												177	H	Belmont		2	3		
												181	N	East Carolina		2	3		
												188	N	UTEP		3	1		
												194	N	Ill.-Chicago		1	3		
												219	H	SIUE		3	1		
												227	A	Southeast Mo. St.		2	3		
												227	H	Southeast Mo. St.		2	3		
												233	A	Jacksonville St.		2	3		
												252	A	Austin Peay		3	1		
												252	H	Austin Peay		3	2		
												257	A	UT Martin		3	1		
												257	H	UT Martin		3	0		
												275	A	Western Ill.		3	2		
												275	N	Western Ill.		3	0		
												287	A	Tennessee Tech		1	3		
												293	N	DePaul		3	2		
												296	A	South Dakota St.		3	0		

Average RPI Win: 272		WON-LOST	WINNING	LAST 10	STRENGTH OF		OPP. STRENGTH	TEAM	ADJ	CONF.	ADJ CONF.	
Average RPI Loss: 176		RECORD	PCT. RANK	GAMES	SCHEDULE		OF SCHEDULE	RPI	RPI	RPI	RPI	
DIV. I ONLY		15- 11	.57692	139	297		274	224	.43951	231	29	29
DIV. I NON-CONF.		7- 10	.41176	219	286		234	260	.4115	266	28	28
<hr/>												
TOTALS		RPI 1-25		RPI 26-50		W-L RECORDS		RPI 51-100		RPI 101-150		RPI 150+
15- 11		0- 0		0- 0		OVERALL		0- 2		0- 2		15- 7
6- 4		0- 0		0- 0		HOME		0- 1		0- 1		6- 2
6- 3		0- 0		0- 0		AWAY		0- 0		0- 1		6- 2
3- 4		0- 0		0- 0		NEUTRAL		0- 1		0- 0		3- 3
7- 10		0- 0		0- 0		NON-CONFERENCE		0- 2		0- 2		7- 6
3- 3		0- 0		0- 0		HOME		0- 1		0- 1		3- 1
1- 3		0- 0		0- 0		AWAY		0- 0		0- 1		1- 2
3- 4		0- 0		0- 0		NEUTRAL		0- 1		0- 0		3- 3
8- 1		0- 0		0- 0		CONFERENCE		0- 0		0- 0		8- 1
3- 1		0- 0		0- 0		HOME		0- 0		0- 0		3- 1
5- 0		0- 0		0- 0		AWAY		0- 0		0- 0		5- 0
0- 0		0- 0		0- 0		NEUTRAL		0- 0		0- 0		0- 0
RPI	S	Opponent	Score	RPI	S	Opponent	Score	RPI	S	Opponent	Score	
						70 H Harvard	1 3			126 H New Mexico St.	0 3	
						89 N Indiana	1 3			140 A St. John's (NY)	0 3	
										154 H Rhode Island	3 2	
										168 A UConn	0 3	
										170 A Kent St.	1 3	
										189 H Northeastern	1 3	
										195 N Dartmouth	2 3	
										202 H Brown	3 1	
										224 A Stony Brook	3 1	
										242 N Fresno St.	1 3	
										254 A UMBC	3 0	
										254 H UMBC	3 0	
										263 N Evansville	0 3	
										264 A Hartford	3 1	
										273 N Central Conn. St.	3 2	
										284 A Albany (NY)	3 1	
										284 H Albany (NY)	0 3	
										297 A Binghamton	3 1	
										297 H Binghamton	3 2	
										300 N Morehead St.	3 0	
										310 A Bryant	3 1	
										315 H NJIT	3 0	
										322 N St. Francis Brooklyn	3 0	
										326 H UMass Lowell	3 0	
LAST 10 GAMES												
						297 A Binghamton	3 1			254 A UMBC	3 0	
						284 A Albany (NY)	3 1			284 H Albany (NY)	0 3	
						254 H UMBC	3 0			297 H Binghamton	3 2	
						264 A Hartford	3 1			315 H NJIT	3 0	
						224 A Stony Brook	3 1			326 H UMass Lowell	3 0	

Non-Div. I Games:

New Hampshire

Average RPI Win: 295		WON-LOST RECORD	WINNING PCT. RANK		LAST 10 GAMES		STRENGTH OF SCHEDULE		OPP. STRENGTH OF SCHEDULE		TEAM RPI	ADJ RPI	CONF. RPI	ADJ CONF. RPI	
Average RPI Loss: 139															
DIV. I ONLY		11- 10	.52381	161	7- 3		293		272		235	.43914	232	27	27
DIV. I NON-CONF.		3- 6	.33333	244	0- 0		183		177		247	.43999	243	27	27
<hr/>															
TOTALS		RPI 1-25		RPI 26-50		W-L RECORDS		RPI 51-100		RPI 101-150		RPI 150+			
11- 10		0- 0		0- 2		OVERALL		0- 2		0- 1		11- 5			
7- 2		0- 0		0- 0		HOME		0- 0		0- 0		7- 2			
3- 5		0- 0		0- 1		AWAY		0- 1		0- 0		3- 3			
1- 3		0- 0		0- 1		NEUTRAL		0- 1		0- 1		1- 0			
3- 6		0- 0		0- 2		NON-CONFERENCE		0- 1		0- 1		3- 2			
2- 1		0- 0		0- 0		HOME		0- 0		0- 0		2- 1			
0- 2		0- 0		0- 1		AWAY		0- 0		0- 0		0- 1			
1- 3		0- 0		0- 1		NEUTRAL		0- 1		0- 1		1- 0			
8- 4		0- 0		0- 0		CONFERENCE		0- 1		0- 0		8- 3			
5- 1		0- 0		0- 0		HOME		0- 0		0- 0		5- 1			
3- 3		0- 0		0- 0		AWAY		0- 1		0- 0		3- 2			
0- 0		0- 0		0- 0		NEUTRAL		0- 0		0- 0		0- 0			
RPI S	Opponent	Score	RPI S	Opponent	Score	RPI S	Opponent	Score	RPI S	Opponent	Score	RPI S	Opponent	Score	
			26 N	Alabama	1 3	65 N	LIU Brooklyn	1 3	106 N	Dayton	0 3				
			49 A	Virginia	1 3	96 A	American	0 3	193 A	Cleveland St.	0 3				
									200 H	Army	3 0				
									210 A	Lehigh	1 3				
									210 H	Lehigh	0 3				
									211 A	Colgate	2 3				
									221 H	Southern Utah	1 3				
									277 N	Toledo	3 2				
									286 H	Holy Cross	3 0				
									301 H	Providence	3 1				
									304 A	Bucknell	3 2				
									304 H	Bucknell	3 2				
									305 A	Lafayette	3 0				
									305 H	Lafayette	3 0				
									318 H	Citadel	3 0				
									324 A	Loyola Maryland	3 1				
									324 H	Loyola Maryland	3 0				
<hr/>															
LAST 10 GAMES															
			210 A	Lehigh	1 3	96 A	American	0 3							
			304 A	Bucknell	3 2	286 H	Holy Cross	3 0							
			305 H	Lafayette	3 0	200 H	Army	3 0							
			324 A	Loyola Maryland	3 1	211 A	Colgate	2 3							
			324 H	Loyola Maryland	3 0	304 H	Bucknell	3 2							

Non-Div. I Games:

Navy

[illegible]

Non-Div. I Games:

Jacksonville St.

Average RPI Win: 275		WON-LOST	WINNING	LAST 10	STRENGTH OF		OPP. STRENGTH	TEAM	ADJ	CONF.	ADJ CONF.
Average RPI Loss: 172		RECORD	PCT. RANK	GAMES	SCHEDULE		OF SCHEDULE	RPI	RPI	RPI	RPI
DIV. I ONLY		15- 9	.625	105	4- 6		317	280	237	.4366	234
DIV. I NON-CONF.		10- 3	.76923	51	0- 0		328	299	218	.4589	217
TOTALS		RPI 1-25	RPI 26-50		W-L RECORDS		RPI 51-100		RPI 101-150		RPI 150+
15- 9	0- 0	0- 0		OVERALL		1- 2		1- 2		13- 5	
3- 2	0- 0	0- 0		HOME		0- 1		1- 0		2- 1	
3- 7	0- 0	0- 0		AWAY		1- 1		0- 2		2- 4	
9- 0	0- 0	0- 0		NEUTRAL		0- 0		0- 0		9- 0	
10- 3	0- 0	0- 0		NON-CONFERENCE		0- 1		0- 1		10- 1	
0- 1	0- 0	0- 0		HOME		0- 0		0- 0		0- 1	
1- 2	0- 0	0- 0		AWAY		0- 1		0- 1		1- 0	
9- 0	0- 0	0- 0		NEUTRAL		0- 0		0- 0		9- 0	
5- 6	0- 0	0- 0		CONFERENCE		1- 1		1- 1		3- 4	
3- 1	0- 0	0- 0		HOME		0- 1		1- 0		2- 0	
2- 5	0- 0	0- 0		AWAY		1- 0		0- 1		1- 4	
0- 0	0- 0	0- 0		NEUTRAL		0- 0		0- 0		0- 0	
RPI S	Opponent	Score	RPI S	Opponent	Score	RPI S	Opponent	Score	RPI S	Opponent	Score
						78 A	Gonzaga	1 3	125 A	Northern Ariz.	0 3
						86 A	UMKC	3 2	126 A	New Mexico St.	0 3
						86 H	UMKC	2 3	126 H	New Mexico St.	3 2
									162 A	Seattle	1 3
									213 A	Utah Valley	1 3
									221 H	Southern Utah	1 3
									235 A	Bakersfield	0 3
									259 A	Texas Southern	3 0
									269 N	Montana St.	3 2
									284 N	Albany (NY)	3 2
									289 N	Canisius	3 2
									295 N	UC Riverside	3 1
									296 N	South Dakota St.	3 0
									303 A	Tex.-Pan American	2 3
									303 H	Tex.-Pan American	3 1
									314 N	San Jose St.	3 0
									316 N	Prairie View	3 0
									320 N	New Orleans	3 0
									323 A	Chicago St.	3 2
									323 H	Chicago St.	3 0
									326 N	UMass Lowell	3 0
LAST 10 GAMES											
						86 A	UMKC	3 2	235 A	Bakersfield	0 3
						126 H	New Mexico St.	3 2	323 H	Chicago St.	3 0
						303 H	Tex.-Pan American	3 1	86 H	UMKC	2 3
						162 A	Seattle	1 3	303 A	Tex.-Pan American	2 3
						213 A	Utah Valley	1 3	126 A	New Mexico St.	0 3

Non-Div. I Games:

Grand Canyon

Average RPI Win:		267	WON-LOST RECORD		WINNING PCT. RANK		LAST 10 GAMES		STRENGTH OF SCHEDULE		OPP. STRENGTH OF SCHEDULE		TEAM RPI		ADJ RPI		CONF. RPI		ADJ CONF. RPI	
DIV. I ONLY			11- 13		.45833 187		6- 4		270		221		236		.43588 235		25		24	
DIV. I NON-CONF.			4- 9		.30769 256		0- 0		266		141		271		.40107 275		24		24	
TOTALS		RPI 1-25		RPI 26-50		W-L RECORDS		RPI 51-100		RPI 101-150		RPI 150+								
11- 13		0- 1		0- 2		OVERALL		0- 2		0- 3		11- 5								
4- 4		0- 0		0- 2		HOME		0- 1		0- 1		4- 0								
4- 5		0- 0		0- 0		AWAY		0- 1		0- 2		4- 2								
3- 4		0- 1		0- 0		NEUTRAL		0- 0		0- 0		3- 3								
4- 9		0- 1		0- 2		NON-CONFERENCE		0- 0		0- 1		4- 5								
1- 2		0- 0		0- 2		HOME		0- 0		0- 0		1- 0								
0- 3		0- 0		0- 0		AWAY		0- 0		0- 1		0- 2								
3- 4		0- 1		0- 0		NEUTRAL		0- 0		0- 0		3- 3								
7- 4		0- 0		0- 0		CONFERENCE		0- 2		0- 2		7- 0								
3- 2		0- 0		0- 0		HOME		0- 1		0- 1		3- 0								
4- 2		0- 0		0- 0		AWAY		0- 1		0- 1		4- 0								
0- 0		0- 0		0- 0		NEUTRAL		0- 0		0- 0		0- 0								
RPI	S	Opponent		Score		RPI	S	Opponent		Score		RPI	S	Opponent		Score				
16	N	Nebraska		1	3	31	H	Long Beach St.		1	3	86	A	UMKC		1	3			
						35	H	Oregon St.		1	3	86	H	UMKC		1	3			
														106	A	Dayton	1	3		
														126	A	New Mexico St.	2	3		
														126	H	New Mexico St.	1	3		
														162	A	Seattle	3	0		
														182	A	Sam Houston St.	0	3		
														197	A	Cal Poly	1	3		
														213	A	Utah Valley	3	2		
														216	N	IPFW	0	3		
														234	H	Grand Canyon	3	0		
														242	H	Fresno St.	3	0		
														243	N	Bowling Green	2	3		
														249	N	Mississippi St.	3	0		
														266	N	La.-Monroe	3	0		
														280	N	Sacramento St.	1	3		
														303	A	Tex.-Pan American	3	1		
														303	H	Tex.-Pan American	3	0		
														314	N	San Jose St.	3	1		
														323	A	Chicago St.	3	0		
														323	H	Chicago St.	3	0		
LAST 10 GAMES																				
323 A Chicago St.						3	0	162 A Seattle						3	0					
86 A UMKC						1	3	234 H Grand Canyon						3	0					
303 H Tex.-Pan American						3	0	86 H UMKC						1	3					
126 H New Mexico St.						1	3	323 H Chicago St.						3	0					
213 A Utah Valley						3	2	126 A New Mexico St.						2	3					

Average RPI Win:	262	WON-LOST RECORD	WINNING PCT. RANK	LAST 10 GAMES	STRENGTH OF SCHEDULE	OPP. STRENGTH OF SCHEDULE	TEAM RPI	ADJ RPI	CONF. RPI	ADJ CONF. RPI	
DIV. I ONLY		12- 16	.42857 209	5- 5	228	251	233	.43466 236	20	21	
DIV. I NON-CONF.		7- 11	.38889 231	0- 0	251	261	254	.41777 258	22	22	
<hr/>											
TOTALS	RPI 1-25	RPI 26-50	W-L RECORDS		RPI 51-100	RPI 101-150	RPI 150+				
12- 16	0- 0	0- 0	OVERALL		0- 5	1- 4	11- 7				
5- 4	0- 0	0- 0	HOME		0- 2	0- 2	5- 0				
3- 7	0- 0	0- 0	AWAY		0- 2	0- 1	3- 4				
4- 5	0- 0	0- 0	NEUTRAL		0- 1	1- 1	3- 3				
7- 11	0- 0	0- 0	NON-CONFERENCE		0- 4	1- 2	6- 5				
3- 1	0- 0	0- 0	HOME		0- 1	0- 0	3- 0				
0- 5	0- 0	0- 0	AWAY		0- 2	0- 1	0- 2				
4- 5	0- 0	0- 0	NEUTRAL		0- 1	1- 1	3- 3				
5- 5	0- 0	0- 0	CONFERENCE		0- 1	0- 2	5- 2				
2- 3	0- 0	0- 0	HOME		0- 1	0- 2	2- 0				
3- 2	0- 0	0- 0	AWAY		0- 0	0- 0	3- 2				
0- 0	0- 0	0- 0	NEUTRAL		0- 0	0- 0	0- 0				
<hr/>											
RPI S	Opponent	Score	RPI S	Opponent	Score	RPI S	Opponent	Score	RPI S	Opponent	Score
						62 H	Appalachian St.	1 3	107 H	Liberty	0 3
						81 A	Furman	2 3	109 A	Texas Tech	0 3
						82 A	South Carolina	0 3	110 H	Radford	0 3
						84 N	West Virginia	0 3	115 N	Georgia Tech	0 3
						85 H	Coastal Caro.	1 3	128 N	Texas St.	3 1
									151 A	Winthrop	1 3
									183 A	Western Caro.	0 3
									185 N	Jacksonville	1 3
									186 A	Presbyterian	3 1
									204 H	Charlotte	3 2
									212 A	High Point	1 3
									225 A	Campbell	3 2
									253 N	Incarnate Word	0 3
									260 N	USC Upstate	3 0
									262 A	Niagara	2 3
									287 N	Tennessee Tech	2 3
									292 N	Wofford	3 1
									294 A	UNC Asheville	3 2
									294 H	UNC Asheville	3 2
									299 H	Charleston So.	3 0
									301 N	Providence	3 0
									330 H	N.C. A&T	3 0
									334 H	Savannah St.	3 0
			LAST 10 GAMES								
			212 A	High Point	1 3	151 A	Winthrop	1 3			
			225 A	Campbell	3 2	186 A	Presbyterian	3 1			
			299 H	Charleston So.	3 0	110 H	Radford	0 3			
			85 H	Coastal Caro.	1 3	107 H	Liberty	0 3			
			294 A	UNC Asheville	3 2	294 H	UNC Asheville	3 2			

Non-Div. I Games:

Gardner-Webb

Average RPI Win: 297		WON-LOST RECORD		WINNING PCT. RANK		LAST 10 GAMES		STRENGTH OF SCHEDULE		OPP. STRENGTH OF SCHEDULE		TEAM RPI		ADJ RPI		CONF. RPI		ADJ CONF. RPI	
DIV. I ONLY		13- 11		.54167 150		7- 3		298		285		240		.43429 237		31		31	
DIV. I NON-CONF.		6- 7		.46154 184		0- 0		232		252		224		.45121 226		31		31	
TOTALS		RPI 1-25		RPI 26-50		W-L RECORDS		RPI 51-100		RPI 101-150		RPI 150+							
13- 11		0- 1		0- 0		OVERALL		0- 2		0- 1		13- 7							
4- 2		0- 0		0- 0		HOME		0- 0		0- 0		4- 2							
4- 6		0- 1		0- 0		AWAY		0- 2		0- 0		4- 3							
5- 3		0- 0		0- 0		NEUTRAL		0- 0		0- 1		5- 2							
6- 7		0- 1		0- 0		NON-CONFERENCE		0- 2		0- 1		6- 3							
0- 0		0- 0		0- 0		HOME		0- 0		0- 0		0- 0							
1- 4		0- 1		0- 0		AWAY		0- 2		0- 0		1- 1							
5- 3		0- 0		0- 0		NEUTRAL		0- 0		0- 1		5- 2							
7- 4		0- 0		0- 0		CONFERENCE		0- 0		0- 0		7- 4							
4- 2		0- 0		0- 0		HOME		0- 0		0- 0		4- 2							
3- 2		0- 0		0- 0		AWAY		0- 0		0- 0		3- 2							
0- 0		0- 0		0- 0		NEUTRAL		0- 0		0- 0		0- 0							
RPI	S	Opponent		Score		RPI	S	Opponent		Score		RPI	S	Opponent		Score			
18	A	Arizona		0 3								91	A	Towson		1 3			
												96	A	American		0 3			
												124	N	Eastern Mich.		0 3			
												173	A	Hampton		1 3			
												173	H	Hampton		2 3			
												176	H	Howard		1 3			
												180	N	Tulane		0 3			
												222	N	Manhattan		2 3			
												254	A	UMBC		3 0			
												254	N	UMBC		3 2			
												265	A	La Salle		2 3			
												265	N	La Salle		3 0			
												271	A	Morgan St.		1 3			
												271	H	Morgan St.		3 2			
												306	A	UMES		3 2			
												306	H	UMES		3 2			
												308	A	Norfolk St.		3 1			
												308	H	Norfolk St.		3 1			
												313	N	Saint Peter's		3 2			
												315	N	NJIT		3 0			
												321	A	Delaware St.		3 0			
												321	H	Delaware St.		3 1			
												324	N	Loyola Maryland		3 1			
						LAST 10 GAMES													
						306 H UMES 3 2						176 H Howard 1 3							
						321 H Delaware St. 3 1						321 A Delaware St. 3 0							
						308 A Norfolk St. 3 1						306 A UMES 3 2							
						173 A Hampton 1 3						173 H Hampton 2 3							
						271 H Morgan St. 3 2						308 H Norfolk St. 3 1							

Non-Div. I Games:

Coppin St.

Average RPI Win: 227		WON-LOST	WINNING	LAST 10	STRENGTH OF		OPP. STRENGTH	TEAM	ADJ	CONF.	ADJ CONF.			
Average RPI Loss: 138		RECORD	PCT. RANK	GAMES	SCHEDULE		OF SCHEDULE	RPI	RPI	RPI	RPI			
DIV. I ONLY		6- 21	.22222	295	2- 8		81	191	242	.43376	238			
DIV. I NON-CONF.		4- 11	.26667	273	0- 1		93	199	225	.44832	232			
TOTALS		RPI 1-25	RPI 26-50		W-L RECORDS		RPI 51-100		RPI 101-150		RPI 150+			
6- 21	0- 1	0- 0		OVERALL		0- 6		0- 8		6- 6				
3- 5	0- 0	0- 0		HOME		0- 1		0- 4		3- 0				
0- 11	0- 1	0- 0		AWAY		0- 3		0- 4		0- 3				
3- 5	0- 0	0- 0		NEUTRAL		0- 2		0- 0		3- 3				
4- 11	0- 1	0- 0		NON-CONFERENCE		0- 5		0- 1		4- 4				
1- 1	0- 0	0- 0		HOME		0- 1		0- 0		1- 0				
0- 5	0- 1	0- 0		AWAY		0- 2		0- 1		0- 1				
3- 5	0- 0	0- 0		NEUTRAL		0- 2		0- 0		3- 3				
2- 10	0- 0	0- 0		CONFERENCE		0- 1		0- 7		2- 2				
2- 4	0- 0	0- 0		HOME		0- 0		0- 4		2- 0				
0- 6	0- 0	0- 0		AWAY		0- 1		0- 3		0- 2				
0- 0	0- 0	0- 0		NEUTRAL		0- 0		0- 0		0- 0				
RPI	S	Opponent	Score		RPI	S	Opponent	Score		RPI	S	Opponent	Score	
8	A	Penn St.	0	3						67	H	VCU	0	3
										76	A	Clemson	0	3
										85	N	Coastal Caro.	0	3
										87	A	North Carolina St.	0	3
										91	A	Towson	0	3
										99	N	TCU	0	3
										107	A	Liberty	0	3
										112	H	Hofstra	0	3
										114	A	UNCW	0	3
										114	H	UNCW	0	3
										120	A	Col. of Charleston	1	3
										120	H	Col. of Charleston	1	3
										134	A	James Madison	0	3
										134	H	James Madison	0	3
										159	A	Delaware	0	3
										173	H	Hampton	3	0
										176	N	Howard	1	3
										189	H	Northeastern	3	1
										207	N	East Tenn. St.	3	2
										210	N	Lehigh	3	1
										258	A	George Mason	1	3
										268	N	Tennessee St.	2	3
										276	A	Elon	2	3
										276	H	Elon	3	1
										292	N	Wofford	2	3
										307	N	Iona	3	0
LAST 10 GAMES														
114	A	UNCW	0	3	112	H	Hofstra	0	3					
276	A	Elon	2	3	107	A	Liberty	0	3					
120	A	Col. of Charleston	1	3	91	A	Towson	0	3					
134	A	James Madison	0	3	159	A	Delaware	0	3					
189	H	Northeastern	3	1	276	H	Elon	3	1					

Non-Div. I Games:

William & Mary

Average RPI Win: 243		WON-LOST RECORD		WINNING PCT. RANK		LAST 10 GAMES		STRENGTH OF SCHEDULE		OPP. STRENGTH OF SCHEDULE		TEAM RPI		ADJ RPI		CONF. RPI		ADJ CONF. RPI	
Average RPI Loss: 150																			
DIV. I ONLY		10- 14		.41667 215		4- 6		239		196		234		.43358 239		12		13	
DIV. I NON-CONF.		6- 8		.42857 210		0- 0		290		220		256		.42518 254		15		14	
TOTALS		RPI 1-25		RPI 26-50		W-L RECORDS		RPI 51-100		RPI 101-150		RPI 150+							
10- 14		0- 0		0- 2		OVERALL		1- 2		0- 2		9- 8							
4- 6		0- 0		0- 2		HOME		1- 1		0- 0		3- 3							
3- 5		0- 0		0- 0		AWAY		0- 1		0- 1		3- 3							
3- 3		0- 0		0- 0		NEUTRAL		0- 0		0- 1		3- 2							
6- 8		0- 0		0- 1		NON-CONFERENCE		0- 1		0- 2		6- 4							
1- 2		0- 0		0- 1		HOME		0- 0		0- 0		1- 1							
2- 3		0- 0		0- 0		AWAY		0- 1		0- 1		2- 1							
3- 3		0- 0		0- 0		NEUTRAL		0- 0		0- 1		3- 2							
4- 6		0- 0		0- 1		CONFERENCE		1- 1		0- 0		3- 4							
3- 4		0- 0		0- 1		HOME		1- 1		0- 0		2- 2							
1- 2		0- 0		0- 0		AWAY		0- 0		0- 0		1- 2							
0- 0		0- 0		0- 0		NEUTRAL		0- 0		0- 0		0- 0							
RPI	S	Opponent		Score	RPI	S	Opponent		Score	RPI	S	Opponent		Score	RPI	S	Opponent		Score
					33	H	Purdue		0 3	66	H	FGCU		1 3	115	A	Georgia Tech		0 3
					38	H	Lipscomb		0 3	85	A	Coastal Caro.		1 3	135	N	Youngstown St.		0 3
										94	H	Northern Ky.		3 1	166	N	Western Mich.		1 3
															174	H	Stetson		1 3
															177	A	Belmont		3 1
															185	A	Jacksonville		0 3
															185	H	Jacksonville		3 2
															191	N	Tennessee		1 3
															206	A	North Florida		1 3
															206	H	North Florida		2 3
															224	A	Stony Brook		0 3
															250	A	Chattanooga		3 0
															260	A	USC Upstate		3 2
															260	H	USC Upstate		3 2
															263	N	Evansville		3 1
															276	H	Elon		2 3
															294	H	UNC Asheville		3 2
															322	N	St. Francis Brooklyn		3 1
															324	N	Loyola Maryland		3 0
LAST 10 GAMES																			
					206	H	North Florida		2 3	66	H	FGCU		1 3					
					185	H	Jacksonville		3 2	174	H	Stetson		1 3					
					260	H	USC Upstate		3 2	38	H	Lipscomb		0 3					
					185	A	Jacksonville		0 3	94	H	Northern Ky.		3 1					
					206	A	North Florida		1 3	260	A	USC Upstate		3 2					

Non-Div. I Games:

Kennesaw St.

[illegible]

Non-Div. I Games:

Siena

UAB

Average RPI Win:		236	WON-LOST RECORD		WINNING PCT. RANK		LAST 10 GAMES		STRENGTH OF SCHEDULE		OPP. STRENGTH OF SCHEDULE		TEAM RPI		ADJ RPI		CONF. RPI		ADJ CONF. RPI				
Average RPI Loss:		123																					
DIV. I ONLY			6- 21		.22222 295		2- 8		93		138		241		.43253 241		15		15				
DIV. I NON-CONF.			3- 12		.2 289		0- 0		81		117		230		.44948 230		13		13				
TOTALS		RPI 1-25		RPI 26-50		W-L RECORDS		RPI 51-100		RPI 101-150		RPI 150+											
6- 21		0- 1		0- 4		OVERALL		0- 3		0- 6		6- 7											
4- 6		0- 0		0- 2		HOME		0- 1		0- 1		4- 2											
1- 10		0- 0		0- 2		AWAY		0- 2		0- 3		1- 3											
1- 5		0- 1		0- 0		NEUTRAL		0- 0		0- 2		1- 2											
3- 12		0- 1		0- 3		NON-CONFERENCE		0- 1		0- 4		3- 3											
2- 2		0- 0		0- 1		HOME		0- 0		0- 0		2- 1											
0- 5		0- 0		0- 2		AWAY		0- 1		0- 2		0- 0											
1- 5		0- 1		0- 0		NEUTRAL		0- 0		0- 2		1- 2											
3- 9		0- 0		0- 1		CONFERENCE		0- 2		0- 2		3- 4											
2- 4		0- 0		0- 1		HOME		0- 1		0- 1		2- 1											
1- 5		0- 0		0- 0		AWAY		0- 1		0- 1		1- 3											
0- 0		0- 0		0- 0		NEUTRAL		0- 0		0- 0		0- 0											
RPI	S	Opponent		Score		RPI	S	Opponent		Score		RPI	S	Opponent		Score							
22	N	Ohio St.		0	3	26	A	Alabama		0	3	60	A	Ole Miss		0	3	105	N	Iowa	0	3	
						32	A	Arizona St.		0	3	72	H	UTSA		0	3	111	N	Idaho St.	0	3	
						44	H	Western Ky.		1	3	75	A	Rice		0	3	122	A	Fla. Atlantic	0	3	
						47	H	Michigan St.		0	3							132	A	Samford	2	3	
																		133	A	Miami (OH)	0	3	
																		146	H	North Texas	0	3	
																		163	A	Southern Miss.	1	3	
																		165	N	IUPUI	1	3	
																		167	A	Marshall	3	1	
																		188	H	UTEP	2	3	
																		204	A	Charlotte	0	3	
																		220	H	Middle Tenn.	3	0	
																		223	H	Georgia St.	3	1	
																		233	N	Jacksonville St.	1	3	
																		246	A	FIU	1	3	
																		250	H	Chattanooga	2	3	
																		256	H	Southeastern La.	3	2	
																		267	H	Louisiana Tech	3	0	
																		283	N	Mercer	3	1	
						LAST 10 GAMES																	
						146	H	North Texas		0	3	220	H	Middle Tenn.		3	0						
						44	H	Western Ky.		1	3	72	H	UTSA		0	3						
						75	A	Rice		0	3	188	H	UTEP		2	3						
						163	A	Southern Miss.		1	3	246	A	FIU		1	3						
						167	A	Marshall		3	1	122	A	Fla. Atlantic		0	3						

Non-Div. I Games:

UAB

Average RPI Win: 247		WON-LOST RECORD		WINNING PCT. RANK		LAST 10 GAMES		STRENGTH OF SCHEDULE		OPP. STRENGTH OF SCHEDULE		TEAM RPI		ADJ RPI		CONF. RPI		ADJ CONF. RPI	
DIV. I ONLY		6- 20		.23077 288		1- 9		109		167		250		.43058 242		10		10	
DIV. I NON-CONF.		5- 9		.35714 241		0- 0		74		186		172		.49289 171		11		11	
TOTALS		RPI 1-25		RPI 26-50		W-L RECORDS		RPI 51-100		RPI 101-150		RPI 150+							
6- 20		0- 1		0- 3		OVERALL		0- 5		1- 7		5- 4							
1- 3		0- 0		0- 0		HOME		0- 1		0- 1		1- 1							
1- 12		0- 1		0- 0		AWAY		0- 4		0- 4		1- 3							
4- 5		0- 0		0- 3		NEUTRAL		0- 0		1- 2		3- 0							
5- 9		0- 0		0- 3		NON-CONFERENCE		0- 2		1- 3		4- 1							
0- 0		0- 0		0- 0		HOME		0- 0		0- 0		0- 0							
1- 4		0- 0		0- 0		AWAY		0- 2		0- 1		1- 1							
4- 5		0- 0		0- 3		NEUTRAL		0- 0		1- 2		3- 0							
1- 11		0- 1		0- 0		CONFERENCE		0- 3		0- 4		1- 3							
1- 3		0- 0		0- 0		HOME		0- 1		0- 1		1- 1							
0- 8		0- 1		0- 0		AWAY		0- 2		0- 3		0- 2							
0- 0		0- 0		0- 0		NEUTRAL		0- 0		0- 0		0- 0							
RPI	S	Opponent		Score	RPI	S	Opponent		Score	RPI	S	Opponent		Score					
13	A	Colorado St.		0 3	31	N	Long Beach St.		0 3	55	A	Wyoming		0 3					
					35	N	Oregon St.		0 3	57	A	UNLV		0 3					
					43	N	Loyola Marymount		1 3	57	H	UNLV		1 3					
										65	A	LIU Brooklyn		1 3					
										75	A	Rice		0 3					
												108 A San Diego St.		1 3					
												108 H San Diego St.		1 3					
												123 A Utah St.		0 3					
												129 N UC Santa Barbara		1 3					
												131 A Boise St.		0 3					
												140 A St. John's (NY)		1 3					
												141 N La.-Lafayette		1 3					
												142 N UC Davis		3 2					
												195 N Dartmouth		3 0					
												231 N New Hampshire		3 1					
												235 A Bakersfield		0 3					
												247 A Nevada		1 3					
												247 H Nevada		2 3					
												280 A Sacramento St.		3 2					
												314 A San Jose St.		1 3					
												314 H San Jose St.		3 0					
												322 N St. Francis Brooklyn		3 0					
					LAST 10 GAMES														
					247	A	Nevada		1 3	123	A	Utah St.		0 3					
					314	A	San Jose St.		1 3	13	A	Colorado St.		0 3					
					57	H	UNLV		1 3	55	A	Wyoming		0 3					
					108	H	San Diego St.		1 3	314	H	San Jose St.		3 0					
					131	A	Boise St.		0 3	247	H	Nevada		2 3					

Non-Div. I Games:

Fresno St.

Average RPI Win: 232		WON-LOST	WINNING	LAST 10	STRENGTH OF		OPP. STRENGTH	TEAM	ADJ		CONF.	ADJ CONF.			
Average RPI Loss: 142		RECORD	PCT. RANK	GAMES	SCHEDULE		OF SCHEDULE	RPI	RPI		RPI	RPI			
DIV. I ONLY		7- 17	.29167	270	4- 6		163	174	249		.42951	243			
DIV. I NON-CONF.		3- 9	.25	274	0- 0		116	163	248		.44262	239			
TOTALS		RPI 1-25	RPI 26-50		W-L RECORDS		RPI 51-100		RPI 101-150		RPI 150+				
7- 17		0- 0	0- 2		OVERALL		0- 2		0- 6		7- 7				
4- 7		0- 0	0- 1		HOME		0- 1		0- 3		4- 2				
1- 6		0- 0	0- 1		AWAY		0- 0		0- 2		1- 3				
2- 4		0- 0	0- 0		NEUTRAL		0- 1		0- 1		2- 2				
3- 9		0- 0	0- 1		NON-CONFERENCE		0- 2		0- 3		3- 3				
0- 3		0- 0	0- 0		HOME		0- 1		0- 1		0- 1				
1- 2		0- 0	0- 1		AWAY		0- 0		0- 1		1- 0				
2- 4		0- 0	0- 0		NEUTRAL		0- 1		0- 1		2- 2				
4- 8		0- 0	0- 1		CONFERENCE		0- 0		0- 3		4- 4				
4- 4		0- 0	0- 1		HOME		0- 0		0- 2		4- 1				
0- 4		0- 0	0- 0		AWAY		0- 0		0- 1		0- 3				
0- 0		0- 0	0- 0		NEUTRAL		0- 0		0- 0		0- 0				
RPI	S	Opponent	Score	RPI	S	Opponent	Score	RPI	S	Opponent	Score	RPI	S	Opponent	Score
				39	A	Creighton	0 3	52	H	Pittsburgh	0 3	106	H	Dayton	1 3
				41	H	Ohio	0 3	90	N	Wichita St.	2 3	113	N	UC Irvine	0 3
												119	H	Ball St.	0 3
												124	A	Eastern Mich.	0 3
												133	H	Miami (OH)	1 3
												144	A	Oakland	0 3
												155	N	Pepperdine	0 3
												166	H	Western Mich.	2 3
												170	H	Kent St.	3 0
												171	A	Buffalo	0 3
												171	H	Buffalo	3 2
												216	N	IPFW	0 3
												220	H	Middle Tenn.	2 3
												229	N	Robert Morris	3 2
												235	N	Bakersfield	3 2
												251	A	Central Mich.	1 3
												270	A	Akron	0 3
												270	H	Akron	3 0
												272	A	Wright St.	3 2
												277	H	Toledo	3 1
				LAST 10 GAMES											
				171	H	Buffalo	3 2	251	A	Central Mich.	1 3				
				270	H	Akron	3 0	41	H	Ohio	0 3				
				119	H	Ball St.	0 3	170	H	Kent St.	3 0				
				277	H	Toledo	3 1	166	H	Western Mich.	2 3				
				124	A	Eastern Mich.	0 3	133	H	Miami (OH)	1 3				

Non-Div. I Games:

Bowling Green

Average RPI Win:	251	WON-LOST RECORD	WINNING PCT. RANK	LAST 10 GAMES	STRENGTH OF SCHEDULE	OPP. STRENGTH OF SCHEDULE	TEAM RPI	ADJ RPI	CONF. RPI	ADJ CONF. RPI
Average RPI Loss:	165									
DIV. I ONLY		11- 14	.44 200	7- 3	261	254	244	.42878 244	26	26
DIV. I NON-CONF.		3- 10	.23077 282	0- 0	202	214	277	.40143 273	26	25
TOTALS	RPI 1-25	RPI 26-50	W-L RECORDS	RPI 51-100	RPI 101-150	RPI 150+				
11- 14	0- 0	0- 0	OVERALL	0- 2	2- 4	9- 8				
6- 1	0- 0	0- 0	HOME	0- 0	1- 0	5- 1				
2- 8	0- 0	0- 0	AWAY	0- 1	0- 4	2- 3				
3- 5	0- 0	0- 0	NEUTRAL	0- 1	1- 0	2- 4				
3- 10	0- 0	0- 0	NON-CONFERENCE	0- 2	1- 3	2- 5				
0- 0	0- 0	0- 0	HOME	0- 0	0- 0	0- 0				
0- 5	0- 0	0- 0	AWAY	0- 1	0- 3	0- 1				
3- 5	0- 0	0- 0	NEUTRAL	0- 1	1- 0	2- 4				
8- 4	0- 0	0- 0	CONFERENCE	0- 0	1- 1	7- 3				
6- 1	0- 0	0- 0	HOME	0- 0	1- 0	5- 1				
2- 3	0- 0	0- 0	AWAY	0- 0	0- 1	2- 2				
0- 0	0- 0	0- 0	NEUTRAL	0- 0	0- 0	0- 0				
RPI S Opponent Score	RPI S Opponent Score	RPI S Opponent Score	RPI S Opponent Score	RPI S Opponent Score	RPI S Opponent Score	RPI S Opponent Score				
				51 A Baylor 1 3		101 A Auburn 2 3				
				71 N Memphis 0 3		116 N Missouri 3 0				
						130 H Central Ark. 3 0				
						136 A Stephen F. Austin 0 3				
						141 A La.-Lafayette 1 3				
						146 A North Texas 2 3				
						163 N Southern Miss. 1 3				
						179 A A&M-Corpus Christi 1 3				
						182 H Sam Houston St. 2 3				
						184 N Florida A&M 1 3				
						199 A Houston Baptist 3 0				
						205 N South Ala. 1 3				
						233 N Jacksonville St. 2 3				
						249 A Mississippi St. 2 3				
						253 H Incarnate Word 3 1				
						256 H Southeastern La. 3 1				
						261 A McNeese St. 3 2				
						274 A Nicholls St. 0 3				
						282 H Lamar 3 2				
						302 H Abilene Christian 3 2				
						311 N Southern U. 3 0				
						320 H New Orleans 3 0				
						328 N Mississippi Val. 3 0				
LAST 10 GAMES			LAST 10 GAMES			LAST 10 GAMES				
130 H Central Ark.	3	0	320 H New Orleans	3	0	328 N Mississippi Val.	3	0		
182 H Sam Houston St.	2	3	179 A A&M-Corpus Christi	1	3					
282 H Lamar	3	2	199 A Houston Baptist	3	0					
136 A Stephen F. Austin	0	3	253 H Incarnate Word	3	1					
256 H Southeastern La.	3	1	302 H Abilene Christian	3	2					

Non-Div. I Games:

Northwestern St.

R
i
d
e
r

Rider

Average RPI Win: 230		WON-LOST RECORD		WINNING PCT. RANK		LAST 10 GAMES		STRENGTH OF SCHEDULE		OPP. STRENGTH OF SCHEDULE		TEAM RPI		ADJ RPI		CONF. RPI		ADJ CONF. RPI	
DIV. I ONLY		6- 20		.23077 288		3- 7		111		152		248		.42845 246		15		15	
DIV. I NON-CONF.		3- 10		.23077 282		0- 0		140		140		252		.42924 252		13		13	
TOTALS		RPI 1-25		RPI 26-50		W-L RECORDS		RPI 51-100		RPI 101-150		RPI 150+							
6- 20		0- 0		0- 4		OVERALL		0- 2		0- 6		6- 8							
1- 6		0- 0		0- 1		HOME		0- 1		0- 1		1- 3							
3- 7		0- 0		0- 3		AWAY		0- 0		0- 2		3- 2							
2- 7		0- 0		0- 0		NEUTRAL		0- 1		0- 3		2- 3							
3- 10		0- 0		0- 2		NON-CONFERENCE		0- 1		0- 3		3- 4							
0- 0		0- 0		0- 0		HOME		0- 0		0- 0		0- 0							
1- 3		0- 0		0- 2		AWAY		0- 0		0- 0		1- 1							
2- 7		0- 0		0- 0		NEUTRAL		0- 1		0- 3		2- 3							
3- 10		0- 0		0- 2		CONFERENCE		0- 1		0- 3		3- 4							
1- 6		0- 0		0- 1		HOME		0- 1		0- 1		1- 3							
2- 4		0- 0		0- 1		AWAY		0- 0		0- 2		2- 1							
0- 0		0- 0		0- 0		NEUTRAL		0- 0		0- 0		0- 0							
RPI	S	Opponent		Score	RPI	S	Opponent		Score	RPI	S	Opponent		Score					
		26	A	Alabama	0	3	75	H	Rice	1	3	105	N	Iowa	1	3			
		29	A	UCF	0	3	76	N	Clemson	0	3	108	N	San Diego St.	0	3			
		44	A	Western Ky.	0	3						122	A	Fla. Atlantic	1	3			
		44	H	Western Ky.	0	3						122	H	Fla. Atlantic	1	3			
												127	N	North Dakota	1	3			
												146	A	North Texas	0	3			
												153	A	South Fla.	3	1			
												163	H	Southern Miss.	2	3			
												167	A	Marshall	0	3			
												169	N	Eastern Ky.	0	3			
												171	N	Buffalo	1	3			
												183	N	Western Caro.	3	1			
												189	N	Northeastern	2	3			
												204	A	Charlotte	3	0			
												204	H	Charlotte	1	3			
												220	H	Middle Tenn.	2	3			
												241	H	UAB	3	1			
												267	A	Louisiana Tech	3	0			
												296	A	South Dakota St.	2	3			
												331	N	South Carolina St.	3	0			
LAST 10 GAMES																			
		204	H	Charlotte	1	3	163	H	Southern Miss.	2	3								
		75	H	Rice	1	3	220	H	Middle Tenn.	2	3								
		122	A	Fla. Atlantic	1	3	267	A	Louisiana Tech	3	0								
		146	A	North Texas	0	3	204	A	Charlotte	3	0								
		44	A	Western Ky.	0	3	241	H	UAB	3	1								

Non-Div. I Games:

FIU

Average RPI Win: 226		WON-LOST	WINNING	LAST 10	STRENGTH OF		OPP. STRENGTH	TEAM	ADJ		CONF.	ADJ CONF.	
Average RPI Loss: 123		RECORD	PCT. RANK	GAMES	SCHEDULE		OF SCHEDULE	RPI	RPI		RPI	RPI	
DIV. I ONLY		7- 14	.33333	252	4- 6		262	106	256	.42788	247	10	10
DIV. I NON-CONF.		3- 7	.3	262	0- 0		237	75	257	.43335	249	11	11
TOTALS		RPI 1-25	RPI 26-50		W-L RECORDS		RPI 51-100		RPI 101-150		RPI 150+		
7- 14	0- 0	0- 1		OVERALL		0- 4		1- 5		6- 4			
3- 3	0- 0	0- 0		HOME		0- 2		1- 0		2- 1			
2- 7	0- 0	0- 0		AWAY		0- 2		0- 3		2- 2			
2- 4	0- 0	0- 1		NEUTRAL		0- 0		0- 2		2- 1			
3- 7	0- 0	0- 1		NON-CONFERENCE		0- 1		0- 3		3- 2			
1- 0	0- 0	0- 0		HOME		0- 0		0- 0		1- 0			
0- 3	0- 0	0- 0		AWAY		0- 1		0- 1		0- 1			
2- 4	0- 0	0- 1		NEUTRAL		0- 0		0- 2		2- 1			
4- 7	0- 0	0- 0		CONFERENCE		0- 3		1- 2		3- 2			
2- 3	0- 0	0- 0		HOME		0- 2		1- 0		1- 1			
2- 4	0- 0	0- 0		AWAY		0- 1		0- 2		2- 1			
0- 0	0- 0	0- 0		NEUTRAL		0- 0		0- 0		0- 0			
RPI S	Opponent	Score	RPI S	Opponent	Score	RPI S	Opponent	Score	RPI S	Opponent	Score		
			48 N	Pacific	1 3	57 H	UNLV	0 3	103 N	San Francisco	0 3		
						73 A	New Mexico	1 3	104 A	Denver	1 3		
						73 H	New Mexico	0 3	108 H	San Diego St.	3 1		
						100 A	California	1 3	123 A	Utah St.	0 3		
									129 N	UC Santa Barbara	0 3		
									131 A	Boise St.	0 3		
									155 A	Pepperdine	2 3		
									188 N	UTEP	0 3		
									190 N	Oral Roberts	3 0		
									205 N	South Ala.	3 1		
									217 A	Air Force	1 3		
									217 H	Air Force	2 3		
									242 A	Fresno St.	3 2		
									242 H	Fresno St.	3 1		
									280 H	Sacramento St.	3 0		
									314 A	San Jose St.	3 0		
LAST 10 GAMES			242 H Fresno St.			3 1	108 H San Diego St.			3 1			
			314 A San Jose St.			3 0	123 A Utah St.			0 3			
			217 A Air Force			1 3	131 A Boise St.			0 3			
			73 A New Mexico			1 3	242 A Fresno St.			3 2			
			57 H UNLV			0 3	73 H New Mexico			0 3			

Non-Div. I Games:

Nevada

Average RPI Win:	238	WON-LOST	WINNING	LAST 10	STRENGTH OF	OPP. STRENGTH	TEAM	ADJ	CONF.	ADJ CONF.	
Average RPI Loss:	106	RECORD	PCT. RANK	GAMES	SCHEDULE	OF SCHEDULE	RPI	RPI	RPI	RPI	
DIV. I ONLY	5- 17	.22727	294	0- 10	169	99	259	.42732	248	6	6
DIV. I NON-CONF.	5- 6	.45455	199	0- 0	304	173	251	.4297	251	6	6
<hr/>											
TOTALS	RPI 1-25	RPI 26-50		W-L RECORDS	RPI 51-100		RPI 101-150		RPI 150+		
5- 17	0- 0	0- 6		OVERALL	1- 1		0- 5		4- 5		
0- 5	0- 0	0- 2		HOME	0- 1		0- 0		0- 2		
1- 9	0- 0	0- 4		AWAY	1- 0		0- 3		0- 2		
4- 3	0- 0	0- 0		NEUTRAL	0- 0		0- 2		4- 1		
<hr/>											
5- 6	0- 0	0- 0		NON-CONFERENCE	1- 0		0- 4		4- 2		
0- 0	0- 0	0- 0		HOME	0- 0		0- 0		0- 0		
1- 3	0- 0	0- 0		AWAY	1- 0		0- 2		0- 1		
4- 3	0- 0	0- 0		NEUTRAL	0- 0		0- 2		4- 1		
<hr/>											
0- 11	0- 0	0- 6		CONFERENCE	0- 1		0- 1		0- 3		
0- 5	0- 0	0- 2		HOME	0- 1		0- 0		0- 2		
0- 6	0- 0	0- 4		AWAY	0- 0		0- 1		0- 1		
0- 0	0- 0	0- 0		NEUTRAL	0- 0		0- 0		0- 0		
<hr/>											
RPI S	Opponent	Score	RPI S	Opponent	Score	RPI S	Opponent	Score	RPI S	Opponent	Score
			28 A	BYU	0 3	51 A	Baylor	3 0	103 A	San Francisco	2 3
			34 A	San Diego	0 3	78 H	Gonzaga	1 3	111 N	Idaho St.	0 3
			37 A	Santa Clara	1 3				116 N	Missouri	1 3
			43 A	Loyola Marymount	0 3				142 A	UC Davis	0 3
			43 H	Loyola Marymount	1 3				150 A	Idaho	1 3
			48 H	Pacific	0 3				155 A	Pepperdine	0 3
									155 H	Pepperdine	1 3
									160 H	St. Mary's (CA)	2 3
									179 N	A&M-Corpus Christi	1 3
									213 A	Utah Valley	2 3
									226 N	Eastern Wash.	3 1
									295 N	UC Riverside	3 2
									302 N	Abilene Christian	3 0
									314 N	San Jose St.	3 1
					</						

Non-Div. I Games:

Portland

Average RPI Win:		261	WON-LOST RECORD		WINNING PCT. RANK		LAST 10 GAMES		STRENGTH OF SCHEDULE		OPP. STRENGTH OF SCHEDULE		TEAM RPI		ADJ RPI		CONF. RPI		ADJ CONF. RPI				
Average RPI Loss:		114																					
DIV. I ONLY			6- 20		.23077 288		1- 9		127		127		251		.42671 249		5		5				
DIV. I NON-CONF.			5- 10		.33333 244		0- 0		208		265		259		.41628 260		5		5				
TOTALS		RPI 1-25		RPI 26-50		W-L RECORDS		RPI 51-100		RPI 101-150		RPI 150+											
6- 20		0- 3		0- 1		OVERALL		0- 6		0- 5		6- 5											
4- 9		0- 1		0- 1		HOME		0- 2		0- 3		4- 2											
0- 8		0- 2		0- 0		AWAY		0- 4		0- 1		0- 1											
2- 3		0- 0		0- 0		NEUTRAL		0- 0		0- 1		2- 2											
5- 10		0- 0		0- 1		NON-CONFERENCE		0- 2		0- 2		5- 5											
3- 5		0- 0		0- 1		HOME		0- 1		0- 1		3- 2											
0- 2		0- 0		0- 0		AWAY		0- 1		0- 0		0- 1											
2- 3		0- 0		0- 0		NEUTRAL		0- 0		0- 1		2- 2											
1- 10		0- 3		0- 0		CONFERENCE		0- 4		0- 3		1- 0											
1- 4		0- 1		0- 0		HOME		0- 1		0- 2		1- 0											
0- 6		0- 2		0- 0		AWAY		0- 3		0- 1		0- 0											
0- 0		0- 0		0- 0		NEUTRAL		0- 0		0- 0		0- 0											
RPI	S	Opponent		Score		RPI	S	Opponent		Score		RPI	S	Opponent		Score							
10	A	Florida		0 3		48	H	Pacific		0 3		60	A	Ole Miss		0 3							
10	H	Florida		0 3								71	H	Memphis		2 3							
25	A	LSU		0 3								82	A	South Carolina		1 3							
												82	H	South Carolina		0 3							
												89	A	Indiana		1 3							
												97	A	Arkansas		0 3							
												101	H	Auburn		1 3							
												116	A	Missouri		0 3							
												116	H	Missouri		2 3							
												127	H	North Dakota		0 3							
												133	N	Miami (OH)		1 3							
												182	A	Sam Houston St.		1 3							
												191	H	Tennessee		3 2							
												205	H	South Ala.		0 3							
												219	H	SIUE		1 3							
												227	N	Southeast Mo. St.		3 2							
												235	N	Bakersfield		0 3							
												244	H	Northwestern St.		3 2							
												266	N	La.-Monroe		0 3							
												274	H	Nicholls St.		3 0							
												303	N	Tex.-Pan American		3 1							
												328	H	Mississippi Val.		3 0							
LAST 10 GAMES																							
101 H Auburn						1 3						60 A Ole Miss						0 3					
10 A Florida						0 3						25 A LSU						0 3					
82 A South Carolina						1 3						10 H Florida						0 3					
116 H Missouri						2 3						82 H South Carolina						0 3					
191 H Tennessee						3 2						97 A Arkansas						0 3					

Non-Div. I Games:

Mississippi St.

Average RPI Win:	266	WON-LOST RECORD	WINNING PCT. RANK	LAST 10 GAMES	STRENGTH OF SCHEDULE	OPP. STRENGTH OF SCHEDULE	TEAM RPI	ADJ RPI	CONF. RPI	ADJ CONF. RPI			
164													
DIV. I ONLY	12- 16	.42857	209	4- 6	244	266	243	.42629	250	23	23		
DIV. I NON-CONF.	7- 8	.46667	180	0- 0	246	264	231	.4454	236	25	26		
<hr/>													
TOTALS	RPI 1-25	RPI 26-50		W-L RECORDS	RPI 51-100		RPI 101-150		RPI 150+				
12- 16	0- 0	0- 0		OVERALL	0- 2		0- 6		12- 8				
6- 7	0- 0	0- 0		HOME	0- 0		0- 2		6- 5				
6- 5	0- 0	0- 0		AWAY	0- 1		0- 2		6- 2				
0- 4	0- 0	0- 0		NEUTRAL	0- 1		0- 2		0- 1				
<hr/>													
7- 8	0- 0	0- 0		NON-CONFERENCE	0- 1		0- 4		7- 3				
4- 3	0- 0	0- 0		HOME	0- 0		0- 1		4- 2				
3- 1	0- 0	0- 0		AWAY	0- 0		0- 1		3- 0				
0- 4	0- 0	0- 0		NEUTRAL	0- 1		0- 2		0- 1				
<hr/>													
5- 8	0- 0	0- 0		CONFERENCE	0- 1		0- 2		5- 5				
2- 4	0- 0	0- 0		HOME	0- 0		0- 1		2- 3				
3- 4	0- 0	0- 0		AWAY	0- 1		0- 1		3- 2				
0- 0	0- 0	0- 0		NEUTRAL	0- 0		0- 0		0- 0				
<hr/>													
RPI S	Opponent	Score	RPI S	Opponent	Score	RPI S	Opponent	Score	RPI S	Opponent	Score		
						74 N	Tulsa	1	3	117 H	Murray St.	2	3
						81 A	Furman	0	3	120 N	Col. of Charleston	2	3
										121 A	Georgia	0	3
										125 N	Northern Ariz.	0	3
										132 A	Samford	0	3
										132 H	Samford	1	3
										164 H	UNC Greensboro	0	3
										174 H	Stetson	3	0
										177 N	Belmont	0	3
										183 A	Western Caro.	1	3
										183 H	Western Caro.	3	0
										199 A	Houston Baptist	3	2
										207 A	East Tenn. St.	2	3
										207 H	East Tenn. St.	1	3
										239 H	Kennesaw St.	0	3
										241 A	UAB	3	2
										252 A	Austin Peay	3	1
										257 H	UT Martin	0	3
										272 H	Wright St.	3	2
										283 A	Mercer	3	1
				283 H	Mercer	2	3						
LAST 10 GAMES													
207 A East Tenn. St.			2	3	318 A Citadel	3	0	318 A Citadel	3	0			
183 A Western Caro.			1	3	81 A Furman	0	3	318 H Citadel	3	0			
132 A Samford			0	3	283 A Mercer	3	1	328 H Mississippi Val.	3	0			
283 H Mercer			2	3	292 A Wofford	3	1	331 H South Carolina St.	3	0			
164 H UNC Greensboro			0	3	183 H Western Caro.	3	0						

Non-Div. I Games:

Chattanooga

Average RPI Win:	242	WON-LOST	WINNING	LAST 10	STRENGTH OF	OPP. STRENGTH	TEAM	ADJ	CONF.	ADJ CONF.	
Average RPI Loss:	144	RECORD	PCT. RANK	GAMES	SCHEDULE	OF SCHEDULE	RPI	RPI	RPI	RPI	
DIV. I ONLY	9- 15	.375	238	3- 7	226	189	246	.42598	251	16	17
DIV. I NON-CONF.	5- 7	.41667	214	0- 0	282	224	255	.41878	257	16	16
<hr/>											
TOTALS	RPI 1-25	RPI 26-50		W-L RECORDS	RPI 51-100		RPI 101-150		RPI 150+		
9- 15	0- 0	0- 1		OVERALL	0- 3		2- 3		7- 8		
2- 7	0- 0	0- 1		HOME	0- 2		1- 1		1- 3		
4- 5	0- 0	0- 0		AWAY	0- 0		1- 2		3- 3		
3- 3	0- 0	0- 0		NEUTRAL	0- 1		0- 0		3- 2		
<hr/>											
5- 7	0- 0	0- 0		NON-CONFERENCE	0- 2		1- 0		4- 5		
0- 3	0- 0	0- 0		HOME	0- 1		0- 0		0- 2		
2- 1	0- 0	0- 0		AWAY	0- 0		1- 0		1- 1		
3- 3	0- 0	0- 0		NEUTRAL	0- 1		0- 0		3- 2		
<hr/>											
4- 8	0- 0	0- 1		CONFERENCE	0- 1		1- 3		3- 3		
2- 4	0- 0	0- 1		HOME	0- 1		1- 1		1- 1		
2- 4	0- 0	0- 0		AWAY	0- 0		0- 2		2- 2		
0- 0	0- 0	0- 0		NEUTRAL	0- 0		0- 0		0- 0		
<hr/>											
RPI S	Opponent	Score	RPI S	Opponent	Score	RPI S	Opponent	Score	RPI S	Opponent	Score
			41 H Ohio	1	3	83 H Butler	0	3	119 A Ball St.	1	3
						86 N UMKC	0	3	124 A Eastern Mich.	2	3
						95 H Northern Ill.	1	3	124 H Eastern Mich.	3	1
									133 H Miami (OH)	0	3
									143 A Cincinnati	3	1
									165 N IUPUI	1	3
									166 H Western Mich.	1	3
									167 H Marshall	1	3
									170 A Kent St.	2	3
									171 A Buffalo	1	3
									198 N Drake	2	3
									218 H Green Bay	2	3
									228 A Omaha	1	3
									243 H Bowling Green	3	1
									263 A Evansville	3	1
									268 N Tennessee St.	3	1
									270 A Akron	3	0
									277 A Toledo	3	0
									293 N DePaul	3	1
									299 N Charleston So.	3	0
<hr/>											
LAST 10 GAMES											
			170 A Kent St.	2	3	243 H Bowling Green	3	1			
			124 A Eastern Mich.	2	3	95 H Northern Ill.	1	3			
			171 A Buffalo	1	3	166 H Western Mich.	1	3			
			270 A Akron	3	0	119 A Ball St.	1	3			
			133 H Miami (OH)	0	3	277 A Toledo	3	0			

Non-Div. I Games:

Central Mich.

Average RPI Win:	254	WON-LOST	WINNING	LAST 10	STRENGTH OF	OPP. STRENGTH	TEAM	ADJ	CONF.	ADJ CONF.			
Average RPI Loss:	177	RECORD	PCT. RANK	GAMES	SCHEDULE	OF SCHEDULE	RPI	RPI	RPI	RPI			
DIV. I ONLY	13- 15	.46429	183	5- 5	278	229	238	.419	252	24	25		
DIV. I NON-CONF.	6- 10	.375	237	0- 0	253	206	253	.41661	259	23	23		
<hr/>													
TOTALS	RPI 1-25	RPI 26-50		W-L RECORDS	RPI 51-100		RPI 101-150		RPI 150+				
13- 15	0- 0	0- 2		OVERALL	0- 2		1- 0		12- 11				
6- 3	0- 0	0- 0		HOME	0- 0		1- 0		5- 3				
3- 6	0- 0	0- 1		AWAY	0- 1		0- 0		3- 4				
4- 6	0- 0	0- 1		NEUTRAL	0- 1		0- 0		4- 4				
<hr/>													
6- 10	0- 0	0- 2		NON-CONFERENCE	0- 2		0- 0		6- 6				
0- 1	0- 0	0- 0		HOME	0- 0		0- 0		0- 1				
2- 3	0- 0	0- 1		AWAY	0- 1		0- 0		2- 1				
4- 6	0- 0	0- 1		NEUTRAL	0- 1		0- 0		4- 4				
<hr/>													
7- 5	0- 0	0- 0		CONFERENCE	0- 0		1- 0		6- 5				
6- 2	0- 0	0- 0		HOME	0- 0		1- 0		5- 2				
1- 3	0- 0	0- 0		AWAY	0- 0		0- 0		1- 3				
0- 0	0- 0	0- 0		NEUTRAL	0- 0		0- 0		0- 0				
<hr/>													
RPI S	Opponent	Score	RPI S	Opponent	Score	RPI S	Opponent	Score	RPI S	Opponent	Score		
33 N	Purdue	0 3	71 N	Memphis	1 3	117 H	Murray St.	3 0	166 N	Western Mich.	1 3		
44 A	Western Ky.	1 3	76 A	Clemson	0 3	177 A	Belmont	1 3	191 A	Tennessee	3 0		
								198 N	Drake	1 3	214 N	Troy	0 3
								219 A	SIUE	2 3	219 H	SIUE	1 3
								227 H	Southeast Mo. St.	3 1	230 A	Eastern Ill.	2 3
								230 H	Eastern Ill.	1 3	233 H	Jacksonville St.	3 1
								250 H	Chattanooga	1 3	257 H	UT Martin	3 2
								260 N	USC Upstate	0 3	263 A	Evansville	3 1
								268 A	Tennessee St.	3 0	269 N	Montana St.	3 1
								270 A	Akron	0 3	283 N	Mercer	3 0
								287 H	Tennessee Tech	3 1	297 N	Binghamton	3 1
								300 H	Morehead St.	3 0	310 N	Bryant	3 0
				LAST 10 GAMES									
				233 H Jacksonville St.				3 1	268 A Tennessee St.				3 0
				287 H Tennessee Tech				3 1	230 A Eastern Ill.				2 3
				219 H SIUE				1 3	219 A SIUE				2 3
				230 H Eastern Ill.				1 3	300 H Morehead St.				3 0
				177 A Belmont				1 3	117 H Murray St.				3 0

Non-Div. I Games:

Austin Peay

Average RPI Win: 261		WON-LOST	WINNING	LAST 10	STRENGTH OF		OPP. STRENGTH	TEAM	ADJ	CONF.	ADJ CONF.
Average RPI Loss: 154		RECORD	PCT. RANK	GAMES	SCHEDULE		OF SCHEDULE	RPI	RPI	RPI	RPI
DIV. I ONLY		8- 17	.32	260	3- 7		178	250	252	.41796	253
DIV. I NON-CONF.		4- 8	.33333	244	0- 0		62	184	168	.49592	168
TOTALS		RPI 1-25	RPI 26-50		W-L RECORDS		RPI 51-100		RPI 101-150		RPI 150+
8- 17	0- 0	0- 1		OVERALL		0- 3		1- 5		7- 8	
1- 3	0- 0	0- 0		HOME		0- 0		0- 1		1- 2	
3- 9	0- 0	0- 0		AWAY		0- 2		0- 2		3- 5	
4- 5	0- 0	0- 1		NEUTRAL		0- 1		1- 2		3- 1	
4- 8	0- 0	0- 1		NON-CONFERENCE		0- 3		1- 3		3- 1	
0- 0	0- 0	0- 0		HOME		0- 0		0- 0		0- 0	
0- 3	0- 0	0- 0		AWAY		0- 2		0- 1		0- 0	
4- 5	0- 0	0- 1		NEUTRAL		0- 1		1- 2		3- 1	
4- 9	0- 0	0- 0		CONFERENCE		0- 0		0- 2		4- 7	
1- 3	0- 0	0- 0		HOME		0- 0		0- 1		1- 2	
3- 6	0- 0	0- 0		AWAY		0- 0		0- 1		3- 5	
0- 0	0- 0	0- 0		NEUTRAL		0- 0		0- 0		0- 0	
RPI S	Opponent	Score	RPI S	Opponent	Score	RPI S	Opponent	Score	RPI S	Opponent	Score
			44 N	Western Ky.	0 3	79 A	Missouri St.	0 3	104 N	Denver	1 3
						80 A	Texas-Arlington	0 3	109 A	Texas Tech	0 3
						98 N	Milwaukee	0 3	128 N	Texas St.	3 2
									130 H	Central Ark.	0 3
									131 N	Boise St.	0 3
									136 A	Stephen F. Austin	0 3
									179 A	A&M-Corpus Christi	1 3
									179 H	A&M-Corpus Christi	0 3
									182 A	Sam Houston St.	0 3
									190 N	Oral Roberts	1 3
									199 H	Houston Baptist	0 3
									228 N	Omaha	3 1
									236 N	Gardner-Webb	3 0
									244 A	Northwestern St.	1 3
									256 A	Southeastern La.	1 3
									261 A	McNeese St.	3 1
									282 A	Lamar	0 3
									302 A	Abilene Christian	3 2
									302 H	Abilene Christian	3 2
									312 N	Jackson St.	3 0
									320 A	New Orleans	3 1
			LAST 10 GAMES								
			302 A	Abilene Christian	3 2	261 A	McNeese St.	3 1			
			320 A	New Orleans	3 1	282 A	Lamar	0 3			
			256 A	Southeastern La.	1 3	182 A	Sam Houston St.	0 3			
			199 H	Houston Baptist	0 3	244 A	Northwestern St.	1 3			
			179 H	A&M-Corpus Christi	0 3	136 A	Stephen F. Austin	0 3			

Non-Div. I Games:

Incarnate Word

Average RPI Win: 277		WON-LOST RECORD		WINNING PCT. RANK		LAST 10 GAMES		STRENGTH OF SCHEDULE		OPP. STRENGTH OF SCHEDULE		TEAM RPI		ADJ RPI		CONF. RPI		ADJ CONF. RPI	
Average RPI Loss: 179		10- 13		.43478 204		4- 6		238		283		245		.41476 254		29		29	
DIV. I ONLY		10- 13		.43478 204		4- 6		238		283		245		.41476 254		29		29	
DIV. I NON-CONF.		6- 7		.46154 184		0- 0		164		204		188		.4706 204		28		28	
TOTALS		RPI 1-25		RPI 26-50		W-L RECORDS		RPI 51-100		RPI 101-150		RPI 150+							
10- 13		0- 2		0- 1		OVERALL		0- 0		0- 1		10- 9							
1- 5		0- 0		0- 0		HOME		0- 0		0- 1		1- 4							
5- 5		0- 1		0- 1		AWAY		0- 0		0- 0		5- 3							
4- 3		0- 1		0- 0		NEUTRAL		0- 0		0- 0		4- 2							
6- 7		0- 2		0- 1		NON-CONFERENCE		0- 0		0- 1		6- 3							
0- 2		0- 0		0- 0		HOME		0- 0		0- 1		0- 1							
2- 2		0- 1		0- 1		AWAY		0- 0		0- 0		2- 0							
4- 3		0- 1		0- 0		NEUTRAL		0- 0		0- 0		4- 2							
4- 6		0- 0		0- 0		CONFERENCE		0- 0		0- 0		4- 6							
1- 3		0- 0		0- 0		HOME		0- 0		0- 0		1- 3							
3- 3		0- 0		0- 0		AWAY		0- 0		0- 0		3- 3							
0- 0		0- 0		0- 0		NEUTRAL		0- 0		0- 0		0- 0							
RPI S	Opponent	Score		RPI S	Opponent	Score		RPI S	Opponent	Score		RPI S	Opponent	Score					
4 N	Washington	0	3	28 A	BYU	0	3					124 H	Eastern Mich.	0	3				
18 A	Arizona	0	3									176 A	Howard	3	1				
												180 N	Tulane	3	2				
												213 N	Utah Valley	0	3				
												224 A	Stony Brook	1	3				
												224 H	Stony Brook	0	3				
												231 A	New Hampshire	0	3				
												231 H	New Hampshire	0	3				
												237 H	Coppin St.	0	3				
												237 N	Coppin St.	2	3				
												264 A	Hartford	3	2				
												264 H	Hartford	1	3				
												284 A	Albany (NY)	3	2				
												285 N	Weber St.	3	2				
												296 N	South Dakota St.	3	0				
												297 A	Binghamton	0	3				
												306 A	UMES	3	0				
												325 N	Fairleigh Dickinson	3	0				
												326 A	UMass Lowell	3	0				
												326 H	UMass Lowell	3	1				
				LAST 10 GAMES															
				264 H	Hartford	1	3	284 A	Albany (NY)	3	2								
				224 H	Stony Brook	0	3	231 H	New Hampshire	0	3								
				326 A	UMass Lowell	3	0	326 H	UMass Lowell	3	1								
				231 A	New Hampshire	0	3	264 A	Hartford	3	2								
				297 A	Binghamton	0	3	224 A	Stony Brook	1	3								

Non-Div. I Games:

UMBC

Average RPI Win: 248		WON-LOST	WINNING	LAST 10	STRENGTH OF		OPP. STRENGTH	TEAM	ADJ	CONF.	ADJ CONF.
Average RPI Loss: 136		RECORD	PCT. RANK	GAMES	SCHEDULE		OF SCHEDULE	RPI	RPI	RPI	RPI
DIV. I ONLY		6- 18	.25 281	4- 6	186		162	262	.41412 255	22	22
DIV. I NON-CONF.		0- 12	0 318	0- 0	107		114	291	.38194 287	20	20
TOTALS		RPI 1-25	RPI 26-50	W-L RECORDS	RPI 51-100		RPI 101-150	RPI 150+			
6- 18	0- 0		0- 0	OVERALL	0- 6		0- 6	6- 6			
3- 8	0- 0		0- 0	HOME	0- 3		0- 3	3- 2			
3- 5	0- 0		0- 0	AWAY	0- 2		0- 2	3- 1			
0- 5	0- 0		0- 0	NEUTRAL	0- 1		0- 1	0- 3			
0- 12	0- 0		0- 0	NON-CONFERENCE	0- 6		0- 1	0- 5			
0- 5	0- 0		0- 0	HOME	0- 3		0- 0	0- 2			
0- 2	0- 0		0- 0	AWAY	0- 2		0- 0	0- 0			
0- 5	0- 0		0- 0	NEUTRAL	0- 1		0- 1	0- 3			
6- 6	0- 0		0- 0	CONFERENCE	0- 0		0- 5	6- 1			
3- 3	0- 0		0- 0	HOME	0- 0		0- 3	3- 0			
3- 3	0- 0		0- 0	AWAY	0- 0		0- 2	3- 1			
0- 0	0- 0		0- 0	NEUTRAL	0- 0		0- 0	0- 0			
RPI S	Opponent	Score	RPI S	Opponent	Score	RPI S	Opponent	Score	RPI S	Opponent	Score
						55 A	Wyoming	0 3	102 H	Northern Colo.	1 3
						55 H	Wyoming	0 3	119 N	Ball St.	2 3
						63 N	Seton Hall	0 3	125 A	Northern Ariz.	0 3
						78 H	Gonzaga	0 3	127 H	North Dakota	1 3
						84 A	West Virginia	0 3	150 A	Idaho	0 3
						93 H	Washington St.	0 3	150 H	Idaho	0 3
									162 H	Seattle	2 3
									170 N	Kent St.	2 3
									197 H	Cal Poly	1 3
									205 N	South Ala.	2 3
									208 H	Portland St.	3 2
									221 A	Southern Utah	3 2
									226 A	Eastern Wash.	0 3
									226 H	Eastern Wash.	3 1
									269 A	Montana St.	3 2
									280 H	Sacramento St.	3 1
									285 A	Weber St.	3 2
									290 N	Saint Francis (PA)	1 3
			LAST 10 GAMES								
			150 H	Idaho	0 3	150 A	Idaho	0 3			
			226 H	Eastern Wash.	3 1	221 A	Southern Utah	3 2			
			280 H	Sacramento St.	3 1	125 A	Northern Ariz.	0 3			
			208 H	Portland St.	3 2	102 H	Northern Colo.	1 3			
			226 A	Eastern Wash.	0 3	127 H	North Dakota	1 3			

Non-Div. I Games:

Montana

Average RPI Win:	274	WON-LOST	WINNING		LAST 10		STRENGTH OF	OPP. STRENGTH	TEAM	ADJ	CONF.	ADJ CONF.			
Average RPI Loss:	172	RECORD	PCT. RANK		GAMES		SCHEDULE	OF SCHEDULE	RPI	RPI	RPI	RPI			
DIV. I ONLY		9- 15	.375	238	5- 5		246	271	258	.4095	256	26	26		
DIV. I NON-CONF.		3- 9	.25	274	1- 0		178	217	267	.41571	261	26	25		
<hr/>															
TOTALS		RPI 1-25		RPI 26-50		W-L RECORDS		RPI 51-100		RPI 101-150		RPI 150+			
9- 15		0- 0		0- 1		OVERALL		0- 1		0- 4		9- 9			
5- 4		0- 0		0- 0		HOME		0- 0		0- 1		5- 3			
3- 6		0- 0		0- 0		AWAY		0- 0		0- 2		3- 4			
1- 5		0- 0		0- 1		NEUTRAL		0- 1		0- 1		1- 2			
3- 9		0- 0		0- 1		NON-CONFERENCE		0- 1		0- 2		3- 5			
1- 1		0- 0		0- 0		HOME		0- 0		0- 0		1- 1			
1- 3		0- 0		0- 0		AWAY		0- 0		0- 1		1- 2			
1- 5		0- 0		0- 1		NEUTRAL		0- 1		0- 1		1- 2			
6- 6		0- 0		0- 0		CONFERENCE		0- 0		0- 2		6- 4			
4- 3		0- 0		0- 0		HOME		0- 0		0- 1		4- 2			
2- 3		0- 0		0- 0		AWAY		0- 0		0- 1		2- 2			
0- 0		0- 0		0- 0		NEUTRAL		0- 0		0- 0		0- 0			
RPI	S	Opponent	Score	RPI	S	Opponent	Score	RPI	S	Opponent	Score	RPI	S	Opponent	Score
				47	N	Michigan St.	0 3	68	N	George Washington	1 3	122	N	Fla. Atlantic	1 3
												130	H	Central Ark.	1 3
												134	A	James Madison	1 3
												136	A	Stephen F. Austin	0 3
												163	H	Southern Miss.	1 3
												173	N	Hampton	0 3
												176	N	Howard	1 3
												179	H	A&M-Corpus Christi	3 2
												180	A	Tulane	0 3
												199	H	Houston Baptist	0 3
												233	N	Jacksonville St.	3 0
												241	A	UAB	2 3
												244	A	Northwestern St.	1 3
												253	H	Incarnate Word	3 1
												261	A	McNeese St.	0 3
												261	H	McNeese St.	3 1
												274	A	Nicholls St.	3 2
												302	H	Abilene Christian	1 3
												311	H	Southern U.	3 0
												312	A	Jackson St.	3 0
												320	A	New Orleans	3 0
												320	H	New Orleans	3 0
				LAST 10 GAMES											
				261	A	McNeese St.	0 3	136	A	Stephen F. Austin	0 3				
				274	A	Nicholls St.	3 2	320	H	New Orleans	3 0				
				302	H	Abilene Christian	1 3	261	H	McNeese St.	3 1				
				253	H	Incarnate Word	3 1	130	H	Central Ark.	1 3				
				244	A	Northwestern St.	1 3	312	A	Jackson St.	3 0				

Non-Div. I Games:

Southeastern La.

Average RPI Win:	275	WON-LOST RECORD	WINNING PCT. RANK	LAST 10 GAMES	STRENGTH OF SCHEDULE	OPP. STRENGTH OF SCHEDULE	TEAM RPI	ADJ RPI	CONF. RPI	ADJ CONF. RPI	
DIV. I ONLY	10- 16	.38462	231	3- 7	236	278	253	.40932	257	24	25
DIV. I NON-CONF.	7- 7	.5	163	0- 0	198	303	209	.46601	210	23	23
<hr/>											
TOTALS	RPI 1-25	RPI 26-50		W-L RECORDS	RPI 51-100		RPI 101-150		RPI 150+		
10- 16	0- 0	0- 0		OVERALL	0- 3		0- 3		10- 10		
4- 7	0- 0	0- 0		HOME	0- 0		0- 2		4- 5		
3- 6	0- 0	0- 0		AWAY	0- 1		0- 1		3- 4		
3- 3	0- 0	0- 0		NEUTRAL	0- 2		0- 0		3- 1		
<hr/>											
7- 7	0- 0	0- 0		NON-CONFERENCE	0- 3		0- 2		7- 2		
2- 3	0- 0	0- 0		HOME	0- 0		0- 2		2- 1		
2- 1	0- 0	0- 0		AWAY	0- 1		0- 0		2- 0		
3- 3	0- 0	0- 0		NEUTRAL	0- 2		0- 0		3- 1		
<hr/>											
3- 9	0- 0	0- 0		CONFERENCE	0- 0		0- 1		3- 8		
2- 4	0- 0	0- 0		HOME	0- 0		0- 0		2- 4		
1- 5	0- 0	0- 0		AWAY	0- 0		0- 1		1- 4		
0- 0	0- 0	0- 0		NEUTRAL	0- 0		0- 0		0- 0		
<hr/>											
RPI S	Opponent	Score	RPI S	Opponent	Score	RPI S	Opponent	Score	RPI S	Opponent	Score
						60 N	Ole Miss	1 3	117 A	Murray St.	1 3
						71 A	Memphis	0 3	118 H	Valparaiso	0 3
						77 N	Arkansas St.	0 3	139 H	Southern Ill.	0 3
									169 A	Eastern Ky.	0 3
									174 N	Stetson	2 3
									177 H	Belmont	0 3
									183 H	Western Caro.	3 1
									198 H	Drake	0 3
									219 A	SIUE	2 3
									219 H	SIUE	3 0
									227 H	Southeast Mo. St.	3 2
									230 A	Eastern Ill.	0 3
									230 H	Eastern Ill.	1 3
									233 H	Jacksonville St.	2 3
									250 A	Chattanooga	3 0
									252 A	Austin Peay	2 3
									268 H	Tennessee St.	2 3
									281 A	Alabama St.	3 2
									300 A	Morehead St.	3 0
									311 N	Southern U.	3 0
			317 H	Alabama A&M	3 0						
			LAST 10 GAMES			331 N	South Carolina St.	3 1			
						331 N	South Carolina St.	3 0			
						230 A	Eastern Ill.	0 3			
						219 A	SIUE	2 3			
						177 H	Belmont	0 3			
						268 H	Tennessee St.	2 3			
						219 H	SIUE	3 0			
						230 H	Eastern Ill.	1 3			
						169 A	Eastern Ky.	0 3			
						300 A	Morehead St.	3 0			
						233 H	Jacksonville St.	2 3			
						227 H	Southeast Mo. St.	3 2			

Non-Div. I Games:

UT Martin

Average RPI Win:	275	WON-LOST RECORD	WINNING PCT. RANK	LAST 10 GAMES	STRENGTH OF SCHEDULE	OPP. STRENGTH OF SCHEDULE	TEAM RPI	ADJ RPI	CONF. RPI	ADJ CONF. RPI		
DIV. I ONLY		6- 17	.26087	276	2- 8	175	239	264	.40892	258	19	19
DIV. I NON-CONF.		4- 9	.30769	256	0- 0	207	280	264	.41045	267	21	21
<hr/>												
TOTALS	RPI 1-25	RPI 26-50		W-L RECORDS		RPI 51-100		RPI 101-150		RPI 150+		
6- 17	0- 0	0- 0		OVERALL		0- 4		0- 4		6- 9		
2- 9	0- 0	0- 0		HOME		0- 2		0- 3		2- 4		
2- 5	0- 0	0- 0		AWAY		0- 2		0- 1		2- 2		
2- 3	0- 0	0- 0		NEUTRAL		0- 0		0- 0		2- 3		
<hr/>												
4- 9	0- 0	0- 0		NON-CONFERENCE		0- 1		0- 1		4- 7		
1- 5	0- 0	0- 0		HOME		0- 1		0- 1		1- 3		
1- 1	0- 0	0- 0		AWAY		0- 0		0- 0		1- 1		
2- 3	0- 0	0- 0		NEUTRAL		0- 0		0- 0		2- 3		
<hr/>												
2- 8	0- 0	0- 0		CONFERENCE		0- 3		0- 3		2- 2		
1- 4	0- 0	0- 0		HOME		0- 1		0- 2		1- 1		
1- 4	0- 0	0- 0		AWAY		0- 2		0- 1		1- 1		
0- 0	0- 0	0- 0		NEUTRAL		0- 0		0- 0		0- 0		
<hr/>												
RPI S	Opponent	Score	RPI S	Opponent	Score	RPI S	Opponent	Score	RPI S	Opponent	Score	
						67 A VCU	0	3	106 H Dayton	0	3	
						68 A George Washington	0	3	137 H Saint Louis	0	3	
						68 H George Washington	1	3	145 H Maryland	2	3	
						96 H American	0	3	147 A Duquesne	0	3	
						154 H Rhode Island	1	3				
						159 A Delaware	0	3				
						161 N Princeton	2	3				
						172 H Georgetown	1	3				
						176 N Howard	1	3				
						207 H East Tenn. St.	0	3				
						210 H Lehigh	0	3				
						222 N Manhattan	3	2				
						238 H William & Mary	3	1				
						265 A La Salle	1	3				
						271 N Morgan St.	2	3				
						278 A Davidson	3	2				
						290 A Saint Francis (PA)	3	1				
						298 H Fordham	3	0				
						324 N Loyola Maryland	3	0				
						<hr/>						
			LAST 10 GAMES									
			68 A George Washington	0	3	137 H Saint Louis	0	3				
			265 A La Salle	1	3	106 H Dayton	0	3				
			147 A Duquesne	0	3	68 H George Washington	1	3				
			278 A Davidson	3	2	154 H Rhode Island	1	3				
			67 A VCU	0	3	298 H Fordham	3	0				

Non-Div. I Games:

George Mason

Average RPI Win: 314		WON-LOST RECORD		WINNING PCT. RANK		LAST 10 GAMES		STRENGTH OF SCHEDULE		OPP. STRENGTH OF SCHEDULE		TEAM RPI		ADJ RPI		CONF. RPI		ADJ CONF. RPI		
DIV. I ONLY		9- 14		.3913	228	6- 2		260		303		261		.40702		259	33		33	
DIV. I NON-CONF.		0- 14		0	318	0- 2		88		196		288		.37273		293	33		32	
TOTALS		RPI 1-25		RPI 26-50		W-L RECORDS		RPI 51-100		RPI 101-150		RPI 150+								
9- 14		0- 1		0- 1		OVERALL		0- 4		0- 2		9- 6								
5- 5		0- 0		0- 0		HOME		0- 0		0- 0		5- 5								
4- 3		0- 0		0- 0		AWAY		0- 1		0- 0		4- 0								
0- 6		0- 1		0- 0		NEUTRAL		0- 2		0- 2		0- 1								
0- 14		0- 1		0- 1		NON-CONFERENCE		0- 4		0- 2		0- 6								
0- 5		0- 0		0- 0		HOME		0- 0		0- 0		0- 5								
0- 3		0- 0		0- 1		AWAY		0- 2		0- 0		0- 0								
0- 6		0- 1		0- 0		NEUTRAL		0- 2		0- 2		0- 1								
9- 0		0- 0		0- 0		CONFERENCE		0- 0		0- 0		9- 0								
5- 0		0- 0		0- 0		HOME		0- 0		0- 0		5- 0								
4- 0		0- 0		0- 0		AWAY		0- 0		0- 0		4- 0								
0- 0		0- 0		0- 0		NEUTRAL		0- 0		0- 0		0- 0								
RPI	S	Opponent		Score		RPI	S	Opponent		Score		RPI	S	Opponent		Score				
19	N	Oklahoma		0	3	46	A	SMU		1	3	58	N	Louisville		0	3			
												66	N	FGCU		0	3			
												75	A	Rice		0	3			
												80	A	Texas-Arlington		1	3			
												115	N	Georgia Tech		0	3			
												136	N	Stephen F. Austin		0	3			
												199	H	Houston Baptist		0	3			
												199	N	Houston Baptist		0	3			
												234	H	Grand Canyon		0	3			
												261	H	McNeese St.		0	3			
												281	H	Alabama St.		3	1			
												303	H	Tex.-Pan American		0	3			
												311	A	Southern U.		3	2			
												312	H	Jackson St.		3	2			
												316	A	Prairie View		3	1			
												316	H	Prairie View		3	1			
												316	H	Prairie View		3	0			
												319	A	Ark.-Pine Bluff		3	1			
												319	H	Ark.-Pine Bluff		3	0			
												320	H	New Orleans		1	3			
												332	A	Grambling		3	0			
						LAST 10 GAMES														

Non-Div. I Games: Tex. A&M-Kingsville 0 3 Huston-Tillotson 3 0

Texas Southern

Average RPI Win:	273	WON-LOST RECORD	WINNING PCT. RANK	LAST 10 GAMES	STRENGTH OF SCHEDULE	OPP. STRENGTH OF SCHEDULE	TEAM RPI	ADJ RPI	CONF. RPI	ADJ CONF. RPI	
Average RPI Loss:	161										
DIV. I ONLY		10- 16	.38462 231	1- 9	245	268	254	.40674 260	12	13	
DIV. I NON-CONF.		9- 7	.5625 141	0- 1	280	313	222	.4501 227	15	14	
<hr/>											
TOTALS	RPI 1-25	RPI 26-50		W-L RECORDS	RPI 51-100		RPI 101-150		RPI 150+		
10- 16	0- 0	0- 1		OVERALL	0- 3		1- 1		9- 11		
1- 6	0- 0	0- 1		HOME	0- 2		0- 0		1- 3		
3- 6	0- 0	0- 0		AWAY	0- 1		1- 0		2- 5		
6- 4	0- 0	0- 0		NEUTRAL	0- 0		0- 1		6- 3		
<hr/>											
9- 7	0- 0	0- 0		NON-CONFERENCE	0- 1		1- 1		8- 5		
0- 0	0- 0	0- 0		HOME	0- 0		0- 0		0- 0		
3- 3	0- 0	0- 0		AWAY	0- 1		1- 0		2- 2		
6- 4	0- 0	0- 0		NEUTRAL	0- 0		0- 1		6- 3		
<hr/>											
1- 9	0- 0	0- 1		CONFERENCE	0- 2		0- 0		1- 6		
1- 6	0- 0	0- 1		HOME	0- 2		0- 0		1- 3		
0- 3	0- 0	0- 0		AWAY	0- 0		0- 0		0- 3		
0- 0	0- 0	0- 0		NEUTRAL	0- 0		0- 0		0- 0		
<hr/>											
RPI S	Opponent	Score	RPI S	Opponent	Score	RPI S	Opponent	Score	RPI S	Opponent	Score
			38 H Lipscomb	0	3	66 H FGCU	0	3	107 A Liberty	3	0
						76 A Clemson	1	3	117 N Murray St.	0	3
						94 H Northern Ky.	1	3	151 A Winthrop	0	3
									164 N UNC Greensboro	2	3
									174 H Stetson	2	3
									185 A Jacksonville	0	3
									185 H Jacksonville	2	3
									186 A Presbyterian	0	3
									206 A North Florida	2	3
									206 H North Florida	3	2
									214 N Troy	2	3
									236 N Gardner-Webb	0	3
									239 A Kennesaw St.	2	3
									239 H Kennesaw St.	2	3
									252 N Austin Peay	3	0
									287 N Tennessee Tech	3	1
									292 A Wofford	3	2
									294 N UNC Asheville	3	1
									299 A Charleston So.	3	1
									327 N N.C. Central	3	0
									330 N N.C. A&T	3	1
									331 N South Carolina St.	3	1
<hr/>											
LAST 10 GAMES											
			185 H Jacksonville	2	3	174 H Stetson	2	3			
			206 H North Florida	3	2	66 H FGCU	0	3			
			239 A Kennesaw St.	2	3	94 H Northern Ky.	1	3			
			206 A North Florida	2	3	38 H Lipscomb	0	3			
			185 A Jacksonville	0	3	151 A Winthrop	0	3			

Non-Div. I Games:

USC Upstate

[illegible]

Non-Div. I Games:

McNeese St.

Average RPI Win: 301		WON-LOST	WINNING	LAST 10	STRENGTH OF		OPP. STRENGTH	TEAM	ADJ	CONF.	ADJ CONF.
Average RPI Loss: 176		RECORD	PCT. RANK	GAMES	SCHEDULE		OF SCHEDULE	RPI	RPI	RPI	RPI
DIV. I ONLY		11- 14	.44	200	6- 4		286	282	257	.40534	262
DIV. I NON-CONF.		4- 7	.36364	239	0- 0		262	213	263	.42089	255
TOTALS		RPI 1-25	RPI 26-50		W-L RECORDS		RPI 51-100		RPI 101-150		RPI 150+
11- 14	0- 0	0- 0		OVERALL		0- 3		0- 2		11- 9	
6- 4	0- 0	0- 0		HOME		0- 1		0- 0		6- 3	
3- 8	0- 0	0- 0		AWAY		0- 1		0- 1		3- 6	
2- 2	0- 0	0- 0		NEUTRAL		0- 1		0- 1		2- 0	
4- 7	0- 0	0- 0		NON-CONFERENCE		0- 3		0- 1		4- 3	
2- 1	0- 0	0- 0		HOME		0- 1		0- 0		2- 0	
0- 4	0- 0	0- 0		AWAY		0- 1		0- 0		0- 3	
2- 2	0- 0	0- 0		NEUTRAL		0- 1		0- 1		2- 0	
7- 7	0- 0	0- 0		CONFERENCE		0- 0		0- 1		7- 6	
4- 3	0- 0	0- 0		HOME		0- 0		0- 0		4- 3	
3- 4	0- 0	0- 0		AWAY		0- 0		0- 1		3- 3	
0- 0	0- 0	0- 0		NEUTRAL		0- 0		0- 0		0- 0	
RPI S	Opponent	Score	RPI S	Opponent	Score	RPI S	Opponent	Score	RPI S	Opponent	Score
						52 A	Pittsburgh	0 3	147 N	Duquesne	0 3
						69 N	Temple	0 3	149 A	Marist	0 3
						84 H	West Virginia	0 3	171 A	Buffalo	0 3
									201 A	Syracuse	1 3
									209 H	Fairfield	1 3
									211 A	Colgate	2 3
									222 A	Manhattan	1 3
									222 H	Manhattan	1 3
									236 H	Gardner-Webb	3 2
									240 A	Siena	2 3
									245 A	Rider	1 3
									245 H	Rider	1 3
									289 A	Canisius	3 2
									289 H	Canisius	3 0
									301 H	Providence	3 1
									307 A	Iona	3 0
									307 H	Iona	3 2
									308 N	Norfolk St.	3 1
									313 A	Saint Peter's	3 1
									313 H	Saint Peter's	3 1
									321 N	Delaware St.	3 2
									329 H	Quinnipiac	3 0
LAST 10 GAMES											
						245 A	Rider	1 3	209 H	Fairfield	1 3
						313 A	Saint Peter's	3 1	329 H	Quinnipiac	3 0
						222 H	Manhattan	1 3	307 A	Iona	3 0
						307 H	Iona	3 2	222 A	Manhattan	1 3
						289 H	Canisius	3 0	289 A	Canisius	3 2

Non-Div. I Games:

Niagara

Average RPI Win: 233		WON-LOST	WINNING	LAST 10	STRENGTH OF		OPP. STRENGTH	TEAM	ADJ	CONF.	ADJ CONF.
Average RPI Loss: 151		RECORD	PCT. RANK	GAMES	SCHEDULE		OF SCHEDULE	RPI	RPI	RPI	RPI
DIV. I ONLY		8- 17	.32	260	4- 6		253	158	263	.40393	263
DIV. I NON-CONF.		4- 8	.33333	244	0- 0		284	227	275	.39269	280
TOTALS		RPI 1-25	RPI 26-50		W-L RECORDS		RPI 51-100		RPI 101-150		RPI 150+
8- 17	0- 0	0- 2		OVERALL		0- 4		0- 2		8- 9	
4- 7	0- 0	0- 1		HOME		0- 2		0- 0		4- 4	
2- 8	0- 0	0- 1		AWAY		0- 2		0- 1		2- 4	
2- 2	0- 0	0- 0		NEUTRAL		0- 0		0- 1		2- 1	
4- 8	0- 0	0- 0		NON-CONFERENCE		0- 1		0- 1		4- 6	
2- 3	0- 0	0- 0		HOME		0- 0		0- 0		2- 3	
0- 3	0- 0	0- 0		AWAY		0- 1		0- 0		0- 2	
2- 2	0- 0	0- 0		NEUTRAL		0- 0		0- 1		2- 1	
4- 9	0- 0	0- 2		CONFERENCE		0- 3		0- 1		4- 3	
2- 4	0- 0	0- 1		HOME		0- 2		0- 0		2- 1	
2- 5	0- 0	0- 1		AWAY		0- 1		0- 1		2- 2	
0- 0	0- 0	0- 0		NEUTRAL		0- 0		0- 0		0- 0	
RPI S	Opponent	Score	RPI S	Opponent	Score	RPI S	Opponent	Score	RPI S	Opponent	Score
			42 A	Illinois St.	0 3	64 A	UNI	0 3	135 N	Youngstown St.	0 3
			42 H	Illinois St.	0 3	79 H	Missouri St.	0 3	139 A	Southern Ill.	1 3
						90 H	Wichita St.	0 3	157 A	Indiana St.	1 3
						94 A	Northern Ky.	2 3	157 H	Indiana St.	0 3
									165 H	IUPUI	3 0
									170 A	Kent St.	1 3
									177 A	Belmont	2 3
									191 H	Tennessee	1 3
									196 A	Loyola Chicago	3 1
									196 H	Loyola Chicago	3 1
									198 A	Drake	3 1
									231 N	New Hampshire	3 0
									239 N	Kennesaw St.	1 3
									251 H	Central Mich.	1 3
									252 H	Austin Peay	1 3
									288 A	Bradley	0 3
									288 H	Bradley	3 0
									293 H	DePaul	3 1
									300 N	Morehead St.	3 1
			LAST 10 GAMES								
			288 A	Bradley	0 3	79 H	Missouri St.	0 3			
			196 A	Loyola Chicago	3 1	198 A	Drake	3 1			
			157 H	Indiana St.	0 3	64 A	UNI	0 3			
			42 H	Illinois St.	0 3	196 H	Loyola Chicago	3 1			
			90 H	Wichita St.	0 3	288 H	Bradley	3 0			

Non-Div. I Games:

Evansville

Average RPI Win:	296	WON-LOST	WINNING	LAST 10	STRENGTH OF	OPP. STRENGTH	TEAM	ADJ	CONF.	ADJ CONF.	
Average RPI Loss:	224	RECORD	PCT. RANK	GAMES	SCHEDULE	OF SCHEDULE	RPI	RPI	RPI	RPI	
DIV. I ONLY	15- 11	.57692	139	6- 4	324	309	260	.40368	264	29	29
DIV. I NON-CONF.	12- 6	.66667	89	3- 0	320	306	246	.4367	248	28	28
<hr/>											
TOTALS	RPI 1-25	RPI 26-50		W-L RECORDS		RPI 51-100		RPI 101-150		RPI 150+	
15- 11	0- 0	0- 0		OVERALL		0- 0		0- 2		15- 9	
3- 3	0- 0	0- 0		HOME		0- 0		0- 0		3- 3	
6- 6	0- 0	0- 0		AWAY		0- 0		0- 1		6- 5	
6- 2	0- 0	0- 0		NEUTRAL		0- 0		0- 1		6- 1	
<hr/>											
12- 6	0- 0	0- 0		NON-CONFERENCE		0- 0		0- 2		12- 4	
2- 0	0- 0	0- 0		HOME		0- 0		0- 0		2- 0	
4- 4	0- 0	0- 0		AWAY		0- 0		0- 1		4- 3	
6- 2	0- 0	0- 0		NEUTRAL		0- 0		0- 1		6- 1	
<hr/>											
3- 5	0- 0	0- 0		CONFERENCE		0- 0		0- 0		3- 5	
1- 3	0- 0	0- 0		HOME		0- 0		0- 0		1- 3	
2- 2	0- 0	0- 0		AWAY		0- 0		0- 0		2- 2	
0- 0	0- 0	0- 0		NEUTRAL		0- 0		0- 0		0- 0	
<hr/>											
RPI S	Opponent	Score	RPI S	Opponent	Score	RPI S	Opponent	Score	RPI S	Opponent	Score
						138 A Boston College 0 3					
						149 N Marist 0 3					
						154 N Rhode Island 0 3					
						222 A Manhattan 0 3					
						224 A Stony Brook 0 3					
						224 H Stony Brook 1 3					
						231 H New Hampshire 1 3					
						240 A Siena 3 0					
						254 A UMBC 3 1					
						254 H UMBC 2 3					
						265 N La Salle 3 1					
						273 A Central Conn. St. 2 3					
						284 A Albany (NY) 2 3					
						286 A Holy Cross 3 2					
						286 N Holy Cross 3 2					
						291 A Sacred Heart 3 2					
						297 A Binghamton 3 2					
						301 N Providence 3 2					
						307 A Iona 0 3					
						307 N Iona 3 0					
310 H Bryant 3 0											
			LAST 10 GAMES			310 N Bryant 3 1					
						315 N NJIT 3 1					
						326 H UMass Lowell 3 0					
						329 A Quinnipiac 3 0					
						329 H Quinnipiac 3 0					
						254 A UMBC 3 1					
						329 A Quinnipiac 3 0					
						284 A Albany (NY) 2 3					
						297 A Binghamton 3 2					
						254 H UMBC 2 3					
						329 H Quinnipiac 3 0					
						329 H Quinnipiac 3 0					

Non-Div. I Games:

Hartford

Average RPI Win:	289	WON-LOST RECORD	WINNING PCT. RANK	LAST 10 GAMES	STRENGTH OF SCHEDULE	OPP. STRENGTH OF SCHEDULE	TEAM RPI	ADJ RPI	CONF. RPI	ADJ CONF. RPI	
Average RPI Loss:	166										
DIV. I ONLY	10- 18	.35714	247	4- 6	252	273	265	.4033	265	19	19
DIV. I NON-CONF.	7- 10	.41176	219	1- 0	255	310	258	.41225	264	21	21
<hr/>											
TOTALS	RPI 1-25	RPI 26-50		W-L RECORDS	RPI 51-100		RPI 101-150		RPI 150+		
10- 18	0- 0	0- 0		OVERALL	0- 4		0- 4		10- 10		
5- 7	0- 0	0- 0		HOME	0- 1		0- 2		5- 4		
3- 7	0- 0	0- 0		AWAY	0- 2		0- 2		3- 3		
2- 4	0- 0	0- 0		NEUTRAL	0- 1		0- 0		2- 3		
<hr/>											
7- 10	0- 0	0- 0		NON-CONFERENCE	0- 2		0- 1		7- 7		
3- 3	0- 0	0- 0		HOME	0- 0		0- 0		3- 3		
2- 3	0- 0	0- 0		AWAY	0- 1		0- 1		2- 1		
2- 4	0- 0	0- 0		NEUTRAL	0- 1		0- 0		2- 3		
<hr/>											
3- 8	0- 0	0- 0		CONFERENCE	0- 2		0- 3		3- 3		
2- 4	0- 0	0- 0		HOME	0- 1		0- 2		2- 1		
1- 4	0- 0	0- 0		AWAY	0- 1		0- 1		1- 2		
0- 0	0- 0	0- 0		NEUTRAL	0- 0		0- 0		0- 0		
<hr/>											
RPI S	Opponent	Score	RPI S	Opponent	Score	RPI S	Opponent	Score	RPI S	Opponent	Score
						67 A VCU	0	3	106 H Dayton	0	3
						68 H George Washington	0	3	137 H Saint Louis	0	3
						69 N Temple	0	3	140 A St. John's (NY)	0	3
						91 A Towson	0	3	147 A Duquesne	0	3
						154 A Rhode Island	0	3			
						154 H Rhode Island	0	3			
						156 N Villanova	1	3			
						176 H Howard	1	3			
						187 A Penn	1	3			
						222 H Manhattan	0	3			
						237 H Coppin St.	3	2			
						237 N Coppin St.	0	3			
						245 H Rider	3	1			
						258 H George Mason	3	1			
						264 N Hartford	1	3			
						278 A Davidson	3	1			
						298 A Fordham	0	3			
						298 H Fordham	3	2			
						307 A Iona	3	1			
						310 N Bryant	3	2			
313 N Saint Peter's	3	1									
			LAST 10 GAMES								
154 H Rhode Island	0	3	147 A Duquesne	0	3	321 A Delaware St.	3	1			
298 H Fordham	3	2	278 A Davidson	3	1	324 H Loyola Maryland	3	1			
258 H George Mason	3	1	67 A VCU	0	3						
68 H George Washington	0	3	298 A Fordham	0	3						
321 A Delaware St.	3	1	154 A Rhode Island	0	3						

Non-Div. I Games:

La Salle

Average RPI Win: 291		WON-LOST RECORD		WINNING PCT. RANK		LAST 10 GAMES		STRENGTH OF SCHEDULE		OPP. STRENGTH OF SCHEDULE		TEAM RPI		ADJ RPI		CONF. RPI		ADJ CONF. RPI	
Average RPI Loss: 138																			
DIV. I ONLY		7- 20		.25926 279		1- 9		192		240		268		.40203 266		11		11	
DIV. I NON-CONF.		6- 7		.46154 184		0- 0		302		319		265		.41462 263		12		12	
TOTALS		RPI 1-25		RPI 26-50		W-L RECORDS		RPI 51-100		RPI 101-150		RPI 150+							
7- 20		0- 0		0- 2		OVERALL		0- 5		0- 6		7- 7							
2- 7		0- 0		0- 1		HOME		0- 1		0- 2		2- 3							
0- 10		0- 0		0- 1		AWAY		0- 3		0- 3		0- 3							
5- 3		0- 0		0- 0		NEUTRAL		0- 1		0- 1		5- 1							
6- 7		0- 0		0- 0		NON-CONFERENCE		0- 1		0- 3		6- 3							
1- 0		0- 0		0- 0		HOME		0- 0		0- 0		1- 0							
0- 4		0- 0		0- 0		AWAY		0- 0		0- 2		0- 2							
5- 3		0- 0		0- 0		NEUTRAL		0- 1		0- 1		5- 1							
1- 13		0- 0		0- 2		CONFERENCE		0- 4		0- 3		1- 4							
1- 7		0- 0		0- 1		HOME		0- 1		0- 2		1- 3							
0- 6		0- 0		0- 1		AWAY		0- 3		0- 1		0- 1							
0- 0		0- 0		0- 0		NEUTRAL		0- 0		0- 0		0- 0							
RPI S	Opponent	Score		RPI S	Opponent	Score		RPI S	Opponent	Score		RPI S	Opponent	Score					
				45 A	UALR	0	3	62 A	Appalachian St.	2	3	128 A	Texas St.	0	3				
				45 H	UALR	0	3	74 N	Tulsa	0	3	128 H	Texas St.	1	3				
								77 A	Arkansas St.	0	3	130 A	Central Ark.	0	3				
								80 A	Texas-Arlington	0	3	131 N	Boise St.	0	3				
								80 H	Texas-Arlington	0	3	136 A	Stephen F. Austin	2	3				
												141 H	La.-Lafayette	0	3				
												182 A	Sam Houston St.	0	3				
												203 A	Ga. Southern	0	3				
												203 H	Ga. Southern	1	3				
												205 H	South Ala.	2	3				
												214 H	Troy	3	2				
												223 H	Georgia St.	0	3				
												235 N	Bakersfield	0	3				
												249 N	Mississippi St.	3	0				
												261 A	McNeese St.	0	3				
												287 N	Tennessee Tech	3	0				
												303 N	Tex.-Pan American	3	0				
												316 N	Prairie View	3	0				
												332 H	Grambling	3	1				
												333 N	Alcorn	3	0				
LAST 10 GAMES																			
				45 H	UALR	0	3	128 A	Texas St.	0	3								
				80 H	Texas-Arlington	0	3	214 H	Troy	3	2								
				205 H	South Ala.	2	3	141 H	La.-Lafayette	0	3								
				62 A	Appalachian St.	2	3	77 A	Arkansas St.	0	3								
				203 A	Ga. Southern	0	3	80 A	Texas-Arlington	0	3								

Non-Div. I Games:

La.-Monroe

Average RPI Win: 297		WON-LOST RECORD		WINNING PCT. RANK		LAST 10 GAMES		STRENGTH OF SCHEDULE		OPP. STRENGTH OF SCHEDULE		TEAM RPI		ADJ RPI		CONF. RPI		ADJ CONF. RPI	
DIV. I ONLY		9- 17		.34615 250		2- 8		266		269		270		.40082 267		15		15	
DIV. I NON-CONF.		8- 6		.57143 139		1- 0		291		324		232		.45238 225		13		13	
TOTALS		RPI 1-25		RPI 26-50		W-L RECORDS		RPI 51-100		RPI 101-150		RPI 150+							
9- 17		0- 0		0- 1		OVERALL		0- 3		0- 4		9- 9							
3- 8		0- 0		0- 1		HOME		0- 1		0- 2		3- 4							
2- 7		0- 0		0- 0		AWAY		0- 1		0- 1		2- 5							
4- 2		0- 0		0- 0		NEUTRAL		0- 1		0- 1		4- 0							
8- 6		0- 0		0- 0		NON-CONFERENCE		0- 2		0- 2		8- 2							
3- 1		0- 0		0- 0		HOME		0- 0		0- 1		3- 0							
1- 3		0- 0		0- 0		AWAY		0- 1		0- 0		1- 2							
4- 2		0- 0		0- 0		NEUTRAL		0- 1		0- 1		4- 0							
1- 11		0- 0		0- 1		CONFERENCE		0- 1		0- 2		1- 7							
0- 7		0- 0		0- 1		HOME		0- 1		0- 1		0- 4							
1- 4		0- 0		0- 0		AWAY		0- 0		0- 1		1- 3							
0- 0		0- 0		0- 0		NEUTRAL		0- 0		0- 0		0- 0							
RPI	S	Opponent		Score		RPI	S	Opponent		Score		RPI	S	Opponent		Score			
						44	H	Western Ky.	0	3			136	H	Stephen F. Austin	1	3		
													72	H	UTSA	1	3		
													80	N	Texas-Arlington	0	3		

Non-Div. I Games:

Louisiana Tech

Average RPI Win: 272		WON-LOST	WINNING	LAST 10	STRENGTH OF		OPP. STRENGTH	TEAM	ADJ	CONF.	ADJ CONF.
Average RPI Loss: 164		RECORD	PCT. RANK	GAMES	SCHEDULE		OF SCHEDULE	RPI	RPI	RPI	RPI
DIV. I ONLY		9- 18	.33333	252	263		225	267	.39969	268	25
DIV. I NON-CONF.		6- 9	.4	221	227		191	242	.44988	228	23
TOTALS		RPI 1-25	RPI 26-50		W-L RECORDS		RPI 51-100		RPI 101-150		RPI 150+
9- 18	0- 0	0- 0		OVERALL		0- 5		0- 4		9- 9	
3- 4	0- 0	0- 0		HOME		0- 0		0- 1		3- 3	
3- 9	0- 0	0- 0		AWAY		0- 3		0- 1		3- 5	
3- 5	0- 0	0- 0		NEUTRAL		0- 2		0- 2		3- 1	
6- 9	0- 0	0- 0		NON-CONFERENCE		0- 5		0- 3		6- 1	
2- 0	0- 0	0- 0		HOME		0- 0		0- 0		2- 0	
1- 4	0- 0	0- 0		AWAY		0- 3		0- 1		1- 0	
3- 5	0- 0	0- 0		NEUTRAL		0- 2		0- 2		3- 1	
3- 9	0- 0	0- 0		CONFERENCE		0- 0		0- 1		3- 8	
1- 4	0- 0	0- 0		HOME		0- 0		0- 1		1- 3	
2- 5	0- 0	0- 0		AWAY		0- 0		0- 0		2- 5	
0- 0	0- 0	0- 0		NEUTRAL		0- 0		0- 0		0- 0	
RPI S	Opponent	Score	RPI S	Opponent	Score	RPI S	Opponent	Score	RPI S	Opponent	Score
						53 N	Michigan	0 3	117 H	Murray St.	0 3
						58 A	Louisville	0 3	136 N	Stephen F. Austin	0 3
						62 N	Appalachian St.	0 3	143 A	Cincinnati	1 3
						76 A	Clemson	2 3	143 N	Cincinnati	1 3
						97 A	Arkansas	0 3	169 A	Eastern Ky.	1 3
									169 H	Eastern Ky.	1 3
									177 H	Belmont	1 3
									207 H	East Tenn. St.	3 1
									219 A	SIUE	3 1
									227 A	Southeast Mo. St.	0 3
									233 A	Jacksonville St.	0 3
									238 N	William & Mary	3 2
									251 N	Central Mich.	1 3
									252 H	Austin Peay	0 3
									257 A	UT Martin	3 2
									287 A	Tennessee Tech	1 3
									292 N	Wofford	3 1
									299 N	Charleston So.	3 0
									300 A	Morehead St.	1 3
									300 H	Morehead St.	3 2
									317 A	Alabama A&M	3 1
									319 H	Ark.-Pine Bluff	3 0
LAST 10 GAMES											
						300 A	Morehead St.	1 3	252 H	Austin Peay	0 3
						169 A	Eastern Ky.	1 3	287 A	Tennessee Tech	1 3
						227 A	Southeast Mo. St.	0 3	233 A	Jacksonville St.	0 3
						257 A	UT Martin	3 2	319 H	Ark.-Pine Bluff	3 0
						117 H	Murray St.	0 3	219 A	SIUE	3 1

Non-Div. I Games:

Tennessee St.

Average RPI Win: 234		WON-LOST	WINNING	LAST 10	STRENGTH OF		OPP. STRENGTH	TEAM	ADJ	CONF.	ADJ CONF.
Average RPI Loss: 152		RECORD	PCT. RANK	GAMES	SCHEDULE		OF SCHEDULE	RPI	RPI	RPI	RPI
DIV. I ONLY		5- 19	.20833	301	2- 8		161	199	271	.39917	269
DIV. I NON-CONF.		3- 9	.25	274	0- 0		111	174	245	.44092	241
TOTALS		RPI 1-25	RPI 26-50		W-L RECORDS		RPI 51-100		RPI 101-150		RPI 150+
5- 19	0- 0	0- 0		OVERALL		0- 5		1- 7		4- 7	
1- 6	0- 0	0- 0		HOME		0- 0		0- 3		1- 3	
1- 8	0- 0	0- 0		AWAY		0- 3		0- 3		1- 2	
3- 5	0- 0	0- 0		NEUTRAL		0- 2		1- 1		2- 2	
3- 9	0- 0	0- 0		NON-CONFERENCE		0- 5		1- 1		2- 3	
0- 0	0- 0	0- 0		HOME		0- 0		0- 0		0- 0	
0- 4	0- 0	0- 0		AWAY		0- 3		0- 0		0- 1	
3- 5	0- 0	0- 0		NEUTRAL		0- 2		1- 1		2- 2	
2- 10	0- 0	0- 0		CONFERENCE		0- 0		0- 6		2- 4	
1- 6	0- 0	0- 0		HOME		0- 0		0- 3		1- 3	
1- 4	0- 0	0- 0		AWAY		0- 0		0- 3		1- 1	
0- 0	0- 0	0- 0		NEUTRAL		0- 0		0- 0		0- 0	
RPI S	Opponent	Score	RPI S	Opponent	Score	RPI S	Opponent	Score	RPI S	Opponent	Score
						59 A	Utah	0 3	102 H	Northern Colo.	0 3
						71 N	Memphis	0 3	111 A	Idaho St.	0 3
						73 A	New Mexico	0 3	113 N	UC Irvine	0 3
						78 A	Gonzaga	0 3	125 A	Northern Ariz.	0 3
						79 N	Missouri St.	0 3	126 N	New Mexico St.	3 1
									127 H	North Dakota	0 3
									150 A	Idaho	0 3
									150 H	Idaho	0 3
									191 A	Tennessee	0 3
									208 H	Portland St.	0 3
									221 A	Southern Utah	3 0
									226 A	Eastern Wash.	0 3
									226 H	Eastern Wash.	3 2
									234 N	Grand Canyon	2 3
									252 N	Austin Peay	1 3
									255 H	Montana	2 3
									280 H	Sacramento St.	0 3
									289 N	Canisius	3 2
									309 N	Bethune-Cookman	3 1
LAST 10 GAMES											
						226 H	Eastern Wash.	3 2	226 A	Eastern Wash.	0 3
						150 H	Idaho	0 3	125 A	Northern Ariz.	0 3
						208 H	Portland St.	0 3	221 A	Southern Utah	3 0
						280 H	Sacramento St.	0 3	127 H	North Dakota	0 3
						150 A	Idaho	0 3	102 H	Northern Colo.	0 3

Non-Div. I Games:

Montana St.

Average RPI Win: 283		WON-LOST	WINNING	LAST 10	STRENGTH OF		OPP. STRENGTH	TEAM	ADJ	CONF.	ADJ CONF.
Average RPI Loss: 156		RECORD	PCT. RANK	GAMES	SCHEDULE		OF SCHEDULE	RPI	RPI	RPI	RPI
DIV. I ONLY		8- 19	.2963	268	1- 9		225	257	269	.39837	270
DIV. I NON-CONF.		6- 9	.4	221	0- 0		240	300	250	.42558	253
TOTALS		RPI 1-25	RPI 26-50		W-L RECORDS		RPI 51-100		RPI 101-150		RPI 150+
8- 19	0- 0	0- 1		OVERALL		0- 2		0- 5		8- 11	
6- 5	0- 0	0- 0		HOME		0- 0		0- 2		6- 3	
0- 9	0- 0	0- 1		AWAY		0- 1		0- 1		0- 6	
2- 5	0- 0	0- 0		NEUTRAL		0- 1		0- 2		2- 2	
6- 9	0- 0	0- 0		NON-CONFERENCE		0- 1		0- 2		6- 6	
4- 1	0- 0	0- 0		HOME		0- 0		0- 0		4- 1	
0- 3	0- 0	0- 0		AWAY		0- 0		0- 0		0- 3	
2- 5	0- 0	0- 0		NEUTRAL		0- 1		0- 2		2- 2	
2- 10	0- 0	0- 1		CONFERENCE		0- 1		0- 3		2- 5	
2- 4	0- 0	0- 0		HOME		0- 0		0- 2		2- 2	
0- 6	0- 0	0- 1		AWAY		0- 1		0- 1		0- 3	
0- 0	0- 0	0- 0		NEUTRAL		0- 0		0- 0		0- 0	
RPI S	Opponent	Score	RPI S	Opponent	Score	RPI S	Opponent	Score	RPI S	Opponent	Score
			41 A Ohio	0	3	95 A Northern Ill.	0	3	104 N Denver	0	3
						96 N American	0	3	124 H Eastern Mich.	0	3
									133 A Miami (OH)	1	3
									133 H Miami (OH)	1	3
									134 N James Madison	0	3
									157 A Indiana St.	0	3
									161 N Princeton	2	3
									166 A Western Mich.	0	3
									170 A Kent St.	1	3
									171 H Buffalo	0	3
									178 A Rutgers	1	3
									193 A Cleveland St.	0	3
									198 H Drake	1	3
									211 N Colgate	0	3
									229 H Robert Morris	3	0
									243 A Bowling Green	0	3
									243 H Bowling Green	3	0
									251 H Central Mich.	0	3
									252 H Austin Peay	3	0
									277 H Toledo	3	2
									297 H Binghamton	3	1
									310 H Bryant	3	0
									323 N Chicago St.	3	1
									330 N N.C. A&T	3	0
LAST 10 GAMES			133 A Miami (OH)	1	3	95 A Northern Ill.	0	3	323 N Chicago St.	3	1
			243 A Bowling Green	0	3	277 H Toledo	3	2	330 N N.C. A&T	3	0
			124 H Eastern Mich.	0	3	171 H Buffalo	0	3			
			251 H Central Mich.	0	3	41 A Ohio	0	3			
			166 A Western Mich.	0	3	170 A Kent St.	1	3			

Non-Div. I Games:

Akron

[illegible]

Non-Div. I Games:

Morgan St.

Average RPI Win:	300	WON-LOST	WINNING	LAST 10	STRENGTH OF	OPP. STRENGTH	TEAM	ADJ	CONF.	ADJ CONF.		
Average RPI Loss:	152	RECORD	PCT. RANK	GAMES	SCHEDULE	OF SCHEDULE	RPI	RPI	RPI	RPI		
DIV. I ONLY		4- 20	.16667	309	1- 9	152	255	286	.39334	272	17	16
DIV. I NON-CONF.		3- 11	.21429	287	0- 0	154	301	276	.40487	270	14	15
<hr/>												
TOTALS	RPI 1-25	RPI 26-50		W-L RECORDS		RPI 51-100		RPI 101-150		RPI 150+		
4- 20	0- 0	0- 0		OVERALL		0- 3		0- 8		4- 9		
0- 9	0- 0	0- 0		HOME		0- 1		0- 4		0- 4		
1- 8	0- 0	0- 0		AWAY		0- 1		0- 2		1- 5		
3- 3	0- 0	0- 0		NEUTRAL		0- 1		0- 2		3- 0		
<hr/>												
3- 11	0- 0	0- 0		NON-CONFERENCE		0- 2		0- 3		3- 6		
0- 4	0- 0	0- 0		HOME		0- 1		0- 1		0- 2		
0- 4	0- 0	0- 0		AWAY		0- 0		0- 0		0- 4		
3- 3	0- 0	0- 0		NEUTRAL		0- 1		0- 2		3- 0		
<hr/>												
1- 9	0- 0	0- 0		CONFERENCE		0- 1		0- 5		1- 3		
0- 5	0- 0	0- 0		HOME		0- 0		0- 3		0- 2		
1- 4	0- 0	0- 0		AWAY		0- 1		0- 2		1- 1		
0- 0	0- 0	0- 0		NEUTRAL		0- 0		0- 0		0- 0		
<hr/>												
RPI S	Opponent	Score	RPI S	Opponent	Score	RPI S	Opponent	Score	RPI S	Opponent	Score	
						94 H	Northern Ky.	0 3	106 H	Dayton	2 3	
						94 N	Northern Ky.	0 3	107 N	Liberty	2 3	
						98 A	Milwaukee	1 3	117 N	Murray St.	0 3	
						118 H	Valparaiso	0 3				
						135 A	Youngstown St.	0 3				
						135 H	Youngstown St.	1 3				
						144 A	Oakland	0 3				
						144 H	Oakland	0 3				
						157 A	Indiana St.	0 3				
						169 A	Eastern Ky.	1 3				
						169 H	Eastern Ky.	0 3				
						177 A	Belmont	1 3				
						193 A	Cleveland St.	0 3				
						193 H	Cleveland St.	0 3				
						194 H	Ill.-Chicago	0 3				
						218 A	Green Bay	3 2				
						243 H	Bowling Green	2 3				
						250 A	Chattanooga	2 3				
						323 N	Chicago St.	3 0				
						328 N	Mississippi Val.	3 0				
330 N	N.C. A&T	3 0										
LAST 10 GAMES												
144 H Oakland			0 3	118 H Valparaiso			0 3					
193 H Cleveland St.			0 3	194 H Ill.-Chicago			0 3					
135 H Youngstown St.			1 3	144 A Oakland			0 3					
218 A Green Bay			3 2	135 A Youngstown St.			0 3					
98 A Milwaukee			1 3	193 A Cleveland St.			0 3					

Non-Div. I Games:

Wright St.

Average RPI Win: 266		WON-LOST	WINNING	LAST 10	STRENGTH OF		OPP. STRENGTH	TEAM	ADJ		CONF.	ADJ CONF.
Average RPI Loss: 192		RECORD	PCT. RANK	GAMES	SCHEDULE		OF SCHEDULE	RPI	RPI		RPI	RPI
DIV. I ONLY		8- 14	.36364	242	258		290	266	.39089		273	30
DIV. I NON-CONF.		4- 8	.33333	244	113		235	219	.449		231	29
TOTALS		RPI 1-25	RPI 26-50		W-L RECORDS		RPI 51-100		RPI 101-150		RPI 150+	
8- 14		0- 0	0- 1		OVERALL		0- 3		1- 0		7- 10	
4- 4		0- 0	0- 0		HOME		0- 0		0- 0		4- 4	
2- 6		0- 0	0- 0		AWAY		0- 2		0- 0		2- 4	
2- 4		0- 0	0- 1		NEUTRAL		0- 1		1- 0		1- 2	
4- 8		0- 0	0- 1		NON-CONFERENCE		0- 2		1- 0		3- 5	
2- 1		0- 0	0- 0		HOME		0- 0		0- 0		2- 1	
0- 3		0- 0	0- 0		AWAY		0- 1		0- 0		0- 2	
2- 4		0- 0	0- 1		NEUTRAL		0- 1		1- 0		1- 2	
4- 6		0- 0	0- 0		CONFERENCE		0- 1		0- 0		4- 5	
2- 3		0- 0	0- 0		HOME		0- 0		0- 0		2- 3	
2- 3		0- 0	0- 0		AWAY		0- 1		0- 0		2- 2	
0- 0		0- 0	0- 0		NEUTRAL		0- 0		0- 0		0- 0	
RPI S	Opponent	Score	RPI S	Opponent	Score	RPI S	Opponent	Score	RPI S	Opponent	Score	
			37 N	Santa Clara	0 3	65 A	LIU Brooklyn	0 3	107 N	Liberty	3 2	
						70 A	Harvard	0 3	159 N	Delaware	1 3	
						89 N	Indiana	0 3	168 A	UConn	2 3	
									202 A	Brown	1 3	
									209 N	Fairfield	3 0	
									229 A	Robert Morris	1 3	
									229 H	Robert Morris	2 3	
									231 N	New Hampshire	2 3	
									264 H	Hartford	3 2	
									290 A	Saint Francis (PA)	0 3	
									290 H	Saint Francis (PA)	1 3	
									291 H	Sacred Heart	3 2	
									301 H	Providence	2 3	
									310 A	Bryant	3 0	
									310 H	Bryant	3 1	
									315 H	NJIT	3 0	
									322 A	St. Francis Brooklyn	3 2	
									325 H	Fairleigh Dickinson	0 3	
LAST 10 GAMES												
			290 A	Saint Francis (PA)	0 3	65 A	LIU Brooklyn	0 3				
			229 A	Robert Morris	1 3	322 A	St. Francis Brooklyn	3 2				
			310 A	Bryant	3 0	290 H	Saint Francis (PA)	1 3				
			291 H	Sacred Heart	3 2	229 H	Robert Morris	2 3				
			325 H	Fairleigh Dickinson	0 3	310 H	Bryant	3 1				

Non-Div. I Games:

Central Conn. St.

Average RPI Win: 301		WON-LOST	WINNING	LAST 10	STRENGTH OF		OPP. STRENGTH	TEAM	ADJ	CONF.	ADJ CONF.
Average RPI Loss: 178		RECORD	PCT. RANK	GAMES	SCHEDULE		OF SCHEDULE	RPI	RPI	RPI	RPI
DIV. I ONLY		9- 16	.36 244	4- 6	275		289	275	.39055 274	26	26
DIV. I NON-CONF.		4- 9	.30769 256	0- 0	219		291	269	.40698 268	26	25
TOTALS		RPI 1-25	RPI 26-50	W-L RECORDS	RPI 51-100		RPI 101-150	RPI 150+			
9- 16	0- 0		0- 0	OVERALL	0- 1		0- 4	9- 11			
4- 3	0- 0		0- 0	HOME	0- 0		0- 1	4- 2			
1- 8	0- 0		0- 0	AWAY	0- 0		0- 2	1- 6			
4- 5	0- 0		0- 0	NEUTRAL	0- 1		0- 1	4- 3			
4- 9	0- 0		0- 0	NON-CONFERENCE	0- 1		0- 2	4- 6			
0- 0	0- 0		0- 0	HOME	0- 0		0- 0	0- 0			
0- 4	0- 0		0- 0	AWAY	0- 0		0- 1	0- 3			
4- 5	0- 0		0- 0	NEUTRAL	0- 1		0- 1	4- 3			
5- 7	0- 0		0- 0	CONFERENCE	0- 0		0- 2	5- 5			
4- 3	0- 0		0- 0	HOME	0- 0		0- 1	4- 2			
1- 4	0- 0		0- 0	AWAY	0- 0		0- 1	1- 3			
0- 0	0- 0		0- 0	NEUTRAL	0- 0		0- 0	0- 0			
RPI S	Opponent	Score	RPI S	Opponent	Score	RPI S	Opponent	Score	RPI S	Opponent	Score
						71 N	Memphis	0 3	106 N	Dayton	0 3
									130 A	Central Ark.	0 3
									136 H	Stephen F. Austin	0 3
									141 A	La.-Lafayette	0 3
									163 A	Southern Miss.	1 3
									163 N	Southern Miss.	0 3
									179 A	A&M-Corpus Christi	0 3
									182 H	Sam Houston St.	1 3
									199 A	Houston Baptist	1 3
									204 N	Charlotte	2 3
									205 N	South Ala.	0 3
									206 A	North Florida	1 3
									244 H	Northwestern St.	3 0
									249 A	Mississippi St.	0 3
									256 H	Southeastern La.	2 3
									261 A	McNeese St.	0 3
									282 H	Lamar	3 1
									294 N	UNC Asheville	3 0
									302 H	Abilene Christian	3 2
									311 N	Southern U.	3 0
									317 N	Alabama A&M	3 1
									319 N	Ark.-Pine Bluff	3 0
									320 A	New Orleans	3 1
									320 H	New Orleans	3 0
				LAST 10 GAMES							
				320 H	New Orleans	3	0	261 A	McNeese St.	0	3
				256 H	Southeastern La.	2	3	130 A	Central Ark.	0	3
				302 H	Abilene Christian	3	2	320 A	New Orleans	3	1
				199 A	Houston Baptist	1	3	282 H	Lamar	3	1
				179 A	A&M-Corpus Christi	0	3	182 H	Sam Houston St.	1	3

Non-Div. I Games:

Nicholls St.

Average RPI Win: 242		WON-LOST RECORD		WINNING PCT. RANK		LAST 10 GAMES		STRENGTH OF SCHEDULE		OPP. STRENGTH OF SCHEDULE		TEAM RPI		ADJ RPI		CONF. RPI		ADJ CONF. RPI	
DIV. I ONLY		5- 19		.20833 301		3- 7		194		173		278		.39037 275		21		20	
DIV. I NON-CONF.		2- 11		.15385 300		0- 0		199		132		284		.38602 283		19		19	
TOTALS		RPI 1-25		RPI 26-50		W-L RECORDS		RPI 51-100		RPI 101-150		RPI 150+							
5- 19		0- 0		0- 0		OVERALL		0- 3		0- 5		5- 11							
3- 7		0- 0		0- 0		HOME		0- 0		0- 2		3- 5							
2- 6		0- 0		0- 0		AWAY		0- 2		0- 2		2- 2							
0- 6		0- 0		0- 0		NEUTRAL		0- 1		0- 1		0- 4							
2- 11		0- 0		0- 0		NON-CONFERENCE		0- 2		0- 3		2- 6							
1- 3		0- 0		0- 0		HOME		0- 0		0- 1		1- 2							
1- 2		0- 0		0- 0		AWAY		0- 1		0- 1		1- 0							
0- 6		0- 0		0- 0		NEUTRAL		0- 1		0- 1		0- 4							
3- 8		0- 0		0- 0		CONFERENCE		0- 1		0- 2		3- 5							
2- 4		0- 0		0- 0		HOME		0- 0		0- 1		2- 3							
1- 4		0- 0		0- 0		AWAY		0- 1		0- 1		1- 2							
0- 0		0- 0		0- 0		NEUTRAL		0- 0		0- 0		0- 0							
RPI S	Opponent	Score		RPI S	Opponent	Score		RPI S	Opponent	Score		RPI S	Opponent	Score					
								83 N	Butler	2	3	102 N	Northern Colo.	1	3				
								89 A	Indiana	0	3	104 A	Denver	0	3				
								92 A	South Dakota	0	3	104 H	Denver	0	3				
												119 A	Ball St.	0	3				
												137 H	Saint Louis	0	3				
												158 A	North Dakota St.	1	3				
												165 H	IUPUI	0	3				
												169 N	Eastern Ky.	0	3				
												171 N	Buffalo	0	3				
												171 N	Buffalo	1	3				
												188 H	UTEP	1	3				
												190 A	Oral Roberts	2	3				
												190 H	Oral Roberts	2	3				
												194 A	Ill.-Chicago	3	2				
												216 A	IPFW	3	1				
												216 H	IPFW	3	0				
												228 H	Omaha	1	3				
												230 H	Eastern Ill.	2	3				
												230 N	Eastern Ill.	0	3				
												288 H	Bradley	3	1				
												296 H	South Dakota St.	3	0				
				LAST 10 GAMES															
				104 A Denver				0	3	296 H South Dakota St.				3	0				
				190 A Oral Roberts				2	3	92 A South Dakota				0	3				
				216 A IPFW				3	1	158 A North Dakota St.				1	3				
				190 H Oral Roberts				2	3	216 H IPFW				3	0				
				165 H IUPUI				0	3	228 H Omaha				1	3				

Average RPI Win: 277		WON-LOST RECORD		WINNING PCT. RANK		LAST 10 GAMES		STRENGTH OF SCHEDULE		OPP. STRENGTH OF SCHEDULE		TEAM RPI		ADJ RPI		CONF. RPI		ADJ CONF. RPI		
DIV. I ONLY		6- 22		.21429 300		1- 9		204		214		283		.39033 276		14		14		
DIV. I NON-CONF.		5- 11		.3125 253		0- 1		261		258		274		.40121 274		17		17		
TOTALS		RPI 1-25		RPI 26-50		W-L RECORDS		RPI 51-100		RPI 101-150		RPI 150+								
6- 22		0- 0		0- 1		OVERALL		0- 2		0- 8		6- 11								
4- 9		0- 0		0- 0		HOME		0- 1		0- 6		4- 2								
2- 7		0- 0		0- 0		AWAY		0- 0		0- 2		2- 5								
0- 6		0- 0		0- 1		NEUTRAL		0- 1		0- 0		0- 4								
5- 11		0- 0		0- 1		NON-CONFERENCE		0- 1		0- 2		5- 7								
3- 2		0- 0		0- 0		HOME		0- 0		0- 2		3- 0								
2- 3		0- 0		0- 0		AWAY		0- 0		0- 0		2- 3								
0- 6		0- 0		0- 1		NEUTRAL		0- 1		0- 0		0- 4								
1- 11		0- 0		0- 0		CONFERENCE		0- 1		0- 6		1- 4								
1- 7		0- 0		0- 0		HOME		0- 1		0- 4		1- 2								
0- 4		0- 0		0- 0		AWAY		0- 0		0- 2		0- 2								
0- 0		0- 0		0- 0		NEUTRAL		0- 0		0- 0		0- 0								
RPI	S	Opponent		Score		RPI	S	Opponent		Score		RPI	S	Opponent		Score				
						33	N	Purdue	0	3			107	H	Liberty	0	3			
													82	N	South Carolina	0	3			
													91	H	Towson	1	3			
															112	A	Hofstra	0	3	
															112	H	Hofstra	1	3	
															114	H	UNCW	1	3	
															120	H	Col. of Charleston	0	3	
															134	A	James Madison	1	3	
															134	H	James Madison	2	3	
															145	H	Maryland	1	3	
															151	N	Winthrop	0	3	
															152	A	Wake Forest	1	3	
															159	H	Delaware	0	3	
															164	A	UNC Greensboro	0	3	
															183	N	Western Caro.	0	3	
															189	A	Northeastern	2	3	
															189	H	Northeastern	0	3	
															206	N	North Florida	2	3	
															212	H	High Point	3	2	
															225	A	Campbell	1	3	
															238	A	William & Mary	1	3	
															238	H	William & Mary	3	2	
															239	A	Kennesaw St.	3	2	
															294	N	UNC Asheville	2	3	
															314	H	San Jose St.	3	1	
															327	A	N.C. Central	3	0	
															330	H	N.C. A&T	3	0	
LAST 10 GAMES						LAST 10 GAMES						LAST 10 GAMES								
						134	H	James Madison	2	3	159	H	Delaware	0	3	314	H	San Jose St.	3	1
						238	H	William & Mary	3	2	91	H	Towson	1	3	327	A	N.C. Central	3	0
						112	A	Hofstra	0	3	114	H	UNCW	1	3	330	H	N.C. A&T	3	0
						189	A	Northeastern	2	3	164	A	UNC Greensboro	0	3					
						120	H	Col. of Charleston	0	3	238	A	William & Mary	1	3					

Non-Div. I Games:

Elon

Average RPI Win:	216	WON-LOST RECORD	WINNING PCT. RANK	LAST 10 GAMES	STRENGTH OF SCHEDULE	OPP. STRENGTH OF SCHEDULE	TEAM RPI	ADJ RPI	CONF. RPI	ADJ CONF. RPI	
Average RPI Loss:	139										
DIV. I ONLY	1- 24	.04	333	0- 10	64	183	281	.38902	277	16	17
DIV. I NON-CONF.	1- 12	.07692	316	0- 0	46	161	249	.42982	250	16	16
<hr/>											
TOTALS	RPI 1-25	RPI 26-50		W-L RECORDS	RPI 51-100		RPI 101-150		RPI 150+		
1- 24	0- 0	0- 3		OVERALL	0- 5		0- 6		1- 10		
1- 9	0- 0	0- 2		HOME	0- 1		0- 3		1- 3		
0- 9	0- 0	0- 0		AWAY	0- 3		0- 2		0- 4		
0- 6	0- 0	0- 1		NEUTRAL	0- 1		0- 1		0- 3		
<hr/>											
1- 12	0- 0	0- 2		NON-CONFERENCE	0- 3		0- 3		1- 4		
1- 3	0- 0	0- 1		HOME	0- 0		0- 2		1- 0		
0- 3	0- 0	0- 0		AWAY	0- 2		0- 0		0- 1		
0- 6	0- 0	0- 1		NEUTRAL	0- 1		0- 1		0- 3		
<hr/>											
0- 12	0- 0	0- 1		CONFERENCE	0- 2		0- 3		0- 6		
0- 6	0- 0	0- 1		HOME	0- 1		0- 1		0- 3		
0- 6	0- 0	0- 0		AWAY	0- 1		0- 2		0- 3		
0- 0	0- 0	0- 0		NEUTRAL	0- 0		0- 0		0- 0		
<hr/>											
RPI S	Opponent	Score	RPI S	Opponent	Score	RPI S	Opponent	Score	RPI S	Opponent	Score
			28 N	BYU	0 3	75 N	Rice	0 3	106 N	Dayton	1 3
			41 H	Ohio	0 3	84 A	West Virginia	0 3	118 H	Valparaiso	0 3
			50 H	Minnesota	0 3	87 A	North Carolina St.	0 3	119 A	Ball St.	1 3
						95 A	Northern Ill.	0 3	124 H	Eastern Mich.	1 3
						95 H	Northern Ill.	1 3	133 A	Miami (OH)	2 3
									147 H	Duquesne	1 3
									165 N	IUPUI	0 3
									166 A	Western Mich.	0 3
									166 H	Western Mich.	1 3
									168 N	UConn	0 3
									170 H	Kent St.	0 3
									193 A	Cleveland St.	0 3
									216 H	IPFW	3 2
									232 N	Navy	2 3
									243 A	Bowling Green	1 3
									251 H	Central Mich.	0 3
									270 A	Akron	2 3
			LAST 10 GAMES								
			95 H	Northern Ill.	1 3	170 H	Kent St.	0 3			
			166 H	Western Mich.	1 3	270 A	Akron	2 3			
			243 A	Bowling Green	1 3	119 A	Ball St.	1 3			
			133 A	Miami (OH)	2 3	124 H	Eastern Mich.	1 3			
			41 H	Ohio	0 3	251 H	Central Mich.	0 3			

Non-Div. I Games:

Toledo

Average RPI Win:	249	WON-LOST	WINNING	LAST 10	STRENGTH OF	OPP. STRENGTH	TEAM	ADJ	CONF.	ADJ CONF.		
Average RPI Loss:	162	RECORD	PCT. RANK	GAMES	SCHEDULE	OF SCHEDULE	RPI	RPI	RPI	RPI		
DIV. I ONLY	3- 18	.14286	314	1- 9	142	227	287	.38592	278	19	19	
DIV. I NON-CONF.	2- 8	.2	289	0- 0	217	230	285	.38873	282	21	21	
<hr/>												
TOTALS	RPI 1-25	RPI 26-50		W-L RECORDS		RPI 51-100		RPI 101-150		RPI 150+		
3- 18	0- 0	0- 0		OVERALL		0- 2		1- 6		2- 10		
0- 10	0- 0	0- 0		HOME		0- 2		0- 4		0- 4		
1- 6	0- 0	0- 0		AWAY		0- 0		1- 2		0- 4		
2- 2	0- 0	0- 0		NEUTRAL		0- 0		0- 0		2- 2		
<hr/>												
2- 8	0- 0	0- 0		NON-CONFERENCE		0- 0		0- 2		2- 6		
0- 3	0- 0	0- 0		HOME		0- 0		0- 1		0- 2		
0- 3	0- 0	0- 0		AWAY		0- 0		0- 1		0- 2		
2- 2	0- 0	0- 0		NEUTRAL		0- 0		0- 0		2- 2		
<hr/>												
1- 10	0- 0	0- 0		CONFERENCE		0- 2		1- 4		0- 4		
0- 7	0- 0	0- 0		HOME		0- 2		0- 3		0- 2		
1- 3	0- 0	0- 0		AWAY		0- 0		1- 1		0- 2		
0- 0	0- 0	0- 0		NEUTRAL		0- 0		0- 0		0- 0		
<hr/>												
RPI	S	Opponent	Score	RPI	S	Opponent	Score	RPI	S	Opponent	Score	
						67 H VCU		1	3	106 A Dayton	0	3
						68 H George Washington		0	3	106 H Dayton	0	3
										114 H UNCW	0	3
										120 A Col. of Charleston	2	3
										137 A Saint Louis	3	2
										137 H Saint Louis	0	3
										147 H Duquesne	0	3
										151 A Winthrop	0	3
										152 A Wake Forest	1	3
										154 A Rhode Island	0	3
										170 N Kent St.	0	3
										186 N Presbyterian	1	3
										204 H Charlotte	1	3
										212 H High Point	1	3
										258 H George Mason	2	3
										265 H La Salle	1	3
										283 N Mercer	3	0
										298 A Fordham	1	3
										327 N N.C. Central	3	0
						<hr/>						
				LAST 10 GAMES								
				106 H Dayton		0	3	68 H George Washington		0	3	
				137 H Saint Louis		0	3	265 H La Salle		1	3	
				154 A Rhode Island		0	3	147 H Duquesne		0	3	
				298 A Fordham		1	3	137 A Saint Louis		3	2	
				258 H George Mason		2	3	106 A Dayton		0	3	

Non-Div. I Games:

Davidson

Average RPI Win:	246	WON-LOST RECORD	WINNING PCT. RANK	LAST 10 GAMES	STRENGTH OF SCHEDULE	OPP. STRENGTH OF SCHEDULE	TEAM RPI	ADJ RPI	CONF. RPI	ADJ CONF. RPI	
DIV. I ONLY		5- 15	.25 281	2- 8	234	207	282	.38548	279	18	18
DIV. I NON-CONF.		3- 7	.3 262	0- 0	256	236	273	.39894	277	18	18
<hr/>											
TOTALS	RPI 1-25	RPI 26-50		W-L RECORDS		RPI 51-100		RPI 101-150		RPI 150+	
5- 15	0- 0	0- 0		OVERALL		0- 4		0- 0		5- 11	
2- 4	0- 0	0- 0		HOME		0- 1		0- 0		2- 3	
1- 7	0- 0	0- 0		AWAY		0- 2		0- 0		1- 5	
2- 4	0- 0	0- 0		NEUTRAL		0- 1		0- 0		2- 3	
<hr/>											
3- 7	0- 0	0- 0		NON-CONFERENCE		0- 2		0- 0		3- 5	
0- 1	0- 0	0- 0		HOME		0- 0		0- 0		0- 1	
1- 2	0- 0	0- 0		AWAY		0- 1		0- 0		1- 1	
2- 4	0- 0	0- 0		NEUTRAL		0- 1		0- 0		2- 3	
<hr/>											
2- 8	0- 0	0- 0		CONFERENCE		0- 2		0- 0		2- 6	
2- 3	0- 0	0- 0		HOME		0- 1		0- 0		2- 2	
0- 5	0- 0	0- 0		AWAY		0- 1		0- 0		0- 4	
0- 0	0- 0	0- 0		NEUTRAL		0- 0		0- 0		0- 0	
<hr/>											
RPI S	Opponent	Score	RPI S	Opponent	Score	RPI S	Opponent	Score	RPI S	Opponent	Score
						57 N	UNLV	0 3	161 A	Princeton	0 3
						63 A	Seton Hall	0 3	161 H	Princeton	0 3
						70 H	Harvard	0 3	168 N	UConn	0 3
						88 A	Yale	0 3	178 N	Rutgers	1 3
									187 A	Penn	1 3
									187 H	Penn	3 0
									195 H	Dartmouth	0 3
									201 A	Syracuse	1 3
									202 A	Brown	2 3
									211 N	Colgate	1 3
									215 A	Columbia	1 3
									215 H	Columbia	3 2
									240 N	Siena	3 2
									284 N	Albany (NY)	3 1
									297 H	Binghamton	0 3
									304 A	Bucknell	3 0
<hr/>											
			LAST 10 GAMES								
			161 H Princeton			0 3	195 H Dartmouth			0 3	
			187 H Penn			3 0	70 H Harvard			0 3	
			215 H Columbia			3 2	187 A Penn			1 3	
			202 A Brown			2 3	161 A Princeton			0 3	
			88 A Yale			0 3	215 A Columbia			1 3	

Non-Div. I Games:

Cornell

Average RPI Win: 222		WON-LOST	WINNING	LAST 10	STRENGTH OF		OPP. STRENGTH	TEAM	ADJ	CONF.	ADJ CONF.				
Average RPI Loss: 172		RECORD	PCT. RANK	GAMES	SCHEDULE		OF SCHEDULE	RPI	RPI	RPI	RPI				
DIV. I ONLY		7- 20	.25926	279	210		224	272	.38503	280	22	22			
DIV. I NON-CONF.		5- 10	.33333	244	142		244	236	.43715	247	20	20			
<hr/>															
TOTALS		RPI 1-25		RPI 26-50		W-L RECORDS		RPI 51-100		RPI 101-150		RPI 150+			
7- 20		0- 0		0- 1		OVERALL		0- 1		1- 8		6- 10			
0- 10		0- 0		0- 1		HOME		0- 0		0- 5		0- 4			
3- 7		0- 0		0- 0		AWAY		0- 0		0- 3		3- 4			
4- 3		0- 0		0- 0		NEUTRAL		0- 1		1- 0		3- 2			
5- 10		0- 0		0- 1		NON-CONFERENCE		0- 1		1- 3		4- 5			
0- 4		0- 0		0- 1		HOME		0- 0		0- 2		0- 1			
1- 3		0- 0		0- 0		AWAY		0- 0		0- 1		1- 2			
4- 3		0- 0		0- 0		NEUTRAL		0- 1		1- 0		3- 2			
2- 10		0- 0		0- 0		CONFERENCE		0- 0		0- 5		2- 5			
0- 6		0- 0		0- 0		HOME		0- 0		0- 3		0- 3			
2- 4		0- 0		0- 0		AWAY		0- 0		0- 2		2- 2			
0- 0		0- 0		0- 0		NEUTRAL		0- 0		0- 0		0- 0			
RPI	S	Opponent	Score	RPI	S	Opponent	Score	RPI	S	Opponent	Score				
				43	H	Loyola Marymount	0 3	68	N	George Washington	0 3				
										102	A	Northern Colo.	0 3		
										111	H	Idaho St.	1 3		
										117	N	Murray St.	3 1		
										118	A	Valparaiso	0 3		
										125	A	Northern Ariz.	0 3		
										127	H	North Dakota	1 3		
										129	H	UC Santa Barbara	0 3		
										142	H	UC Davis	2 3		
										150	H	Idaho	0 3		
										164	N	UNC Greensboro	0 3		
										197	A	Cal Poly	0 3		
										204	A	Charlotte	3 1		
										207	N	East Tenn. St.	3 1		
										208	A	Portland St.	3 2		
										208	H	Portland St.	0 3		
										221	A	Southern Utah	2 3		
										226	H	Eastern Wash.	2 3		
										235	N	Bakersfield	3 1		
										242	H	Fresno St.	2 3		
										247	A	Nevada	0 3		
										255	A	Montana	1 3		
										269	A	Montana St.	3 0		
										271	N	Morgan St.	1 3		
										285	H	Weber St.	2 3		
										314	N	San Jose St.	3 2		
				LAST 10 GAMES											
				208	A	Portland St.	3 2	102	A	Northern Colo.	0 3	271	N	Morgan St.	1 3
				127	H	North Dakota	1 3	150	H	Idaho	0 3	285	H	Weber St.	2 3
				255	A	Montana	1 3	226	H	Eastern Wash.	2 3				
				269	A	Montana St.	3 0	285	H	Weber St.	2 3				
				208	H	Portland St.	0 3	111	H	Idaho St.	1 3				

Non-Div. I Games:

Sacramento St.

Average RPI Win: 321		WON-LOST RECORD		WINNING PCT. RANK		LAST 10 GAMES		STRENGTH OF SCHEDULE		OPP. STRENGTH OF SCHEDULE		TEAM RPI		ADJ RPI		CONF. RPI		ADJ CONF. RPI	
DIV. I ONLY		11- 16		.40741 221		7- 3		299		313		284		.38007 281		33		33	
DIV. I NON-CONF.		3- 14		.17647 292		0- 1		168		233		278		.38548 285		33		32	
TOTALS		RPI 1-25		RPI 26-50		W-L RECORDS		RPI 51-100		RPI 101-150		RPI 150+							
11- 16		0- 1		0- 2		OVERALL		0- 2		0- 2		11- 9							
6- 7		0- 0		0- 1		HOME		0- 0		0- 1		6- 5							
4- 5		0- 1		0- 0		AWAY		0- 1		0- 0		4- 3							
1- 4		0- 0		0- 1		NEUTRAL		0- 1		0- 1		1- 1							
3- 14		0- 1		0- 2		NON-CONFERENCE		0- 2		0- 2		3- 7							
3- 7		0- 0		0- 1		HOME		0- 0		0- 1		3- 5							
0- 3		0- 1		0- 0		AWAY		0- 1		0- 0		0- 1							
0- 4		0- 0		0- 1		NEUTRAL		0- 1		0- 1		0- 1							
8- 2		0- 0		0- 0		CONFERENCE		0- 0		0- 0		8- 2							
3- 0		0- 0		0- 0		HOME		0- 0		0- 0		3- 0							
4- 2		0- 0		0- 0		AWAY		0- 0		0- 0		4- 2							
1- 0		0- 0		0- 0		NEUTRAL		0- 0		0- 0		1- 0							
RPI	S	Opponent		Score		RPI	S	Opponent		Score		RPI	S	Opponent		Score			
18	A	Arizona		0 3		26	H	Alabama		0 3		66	A	FGCU		0 3			
						36	N	CSUN		0 3		86	N	UMKC		0 3			
														117 H Murray St.		1 3			
														122 N Fla. Atlantic		0 3			
														163 H Southern Miss.		0 3			
														196 N Loyola Chicago		0 3			
														214 H Troy		0 3			
														227 H Southeast Mo. St.		0 3			
														233 A Jacksonville St.		0 3			
														233 H Jacksonville St.		2 3			
														257 H UT Martin		2 3			
														259 A Texas Southern		1 3			
														311 A Southern U.		3 0			
														311 H Southern U.		3 1			
														312 A Jackson St.		3 0			
														312 H Jackson St.		3 1			
														316 A Prairie View		2 3			
														317 H Alabama A&M		3 0			
														318 H Citadel		3 2			
														328 A Mississippi Val.		3 0			
														328 N Mississippi Val.		3 0			
														331 H South Carolina St.		3 0			
														333 A Alcorn		3 0			
														334 H Savannah St.		3 0			
						LAST 10 GAMES													
						312	H	Jackson St.		3 1		333	A	Alcorn		3 0			
						233	A	Jacksonville St.		0 3		312	A	Jackson St.		3 0			
						328	N	Mississippi Val.		3 0		317	H	Alabama A&M		3 0			
						311	A	Southern U.		3 0		259	A	Texas Southern		1 3			
						328	A	Mississippi Val.		3 0		316	A	Prairie View		2 3			

Non-Div. I Games:

Alabama St.

Average RPI Win:	246	WON-LOST RECORD	WINNING PCT. RANK	LAST 10 GAMES	STRENGTH OF SCHEDULE	OPP. STRENGTH OF SCHEDULE	TEAM RPI	ADJ RPI	CONF. RPI	ADJ CONF. RPI									
Average RPI Loss:	165																		
DIV. I ONLY		3- 20	.13043	316	2- 8	131	230	289	.37909	282	26	26							
DIV. I NON-CONF.		0- 12	0	318	0- 0	91	138	286	.39036	281	26	25							
<hr/>																			
TOTALS	RPI 1-25	RPI 26-50		W-L RECORDS		RPI 51-100		RPI 101-150		RPI 150+									
3- 20	0- 1	0- 1		OVERALL		0- 1		0- 7		3- 10									
3- 1	0- 0	0- 0		HOME		0- 0		0- 0		3- 1									
0- 11	0- 1	0- 0		AWAY		0- 1		0- 3		0- 6									
0- 8	0- 0	0- 1		NEUTRAL		0- 0		0- 4		0- 3									
<hr/>																			
0- 12	0- 1	0- 1		NON-CONFERENCE		0- 1		0- 5		0- 4									
0- 0	0- 0	0- 0		HOME		0- 0		0- 0		0- 0									
0- 4	0- 1	0- 0		AWAY		0- 1		0- 1		0- 1									
0- 8	0- 0	0- 1		NEUTRAL		0- 0		0- 4		0- 3									
<hr/>																			
3- 8	0- 0	0- 0		CONFERENCE		0- 0		0- 2		3- 6									
3- 1	0- 0	0- 0		HOME		0- 0		0- 0		3- 1									
0- 7	0- 0	0- 0		AWAY		0- 0		0- 2		0- 5									
0- 0	0- 0	0- 0		NEUTRAL		0- 0		0- 0		0- 0									
<hr/>																			
RPI S	Opponent	Score		RPI S	Opponent	Score		RPI S	Opponent	Score									
19 A	Oklahoma	0 3		45 N	UALR	0 3		60 A	Ole Miss	0 3									
								109 N	Texas Tech	1	3								
								125 N	Northern Ariz.	1	3								
								128 N	Texas St.	2	3								
								130 A	Central Ark.	0	3								
								132 N	Samford	1	3								
								136 A	Stephen F. Austin	0	3								
								148 A	Houston	0	3								
								152 N	Wake Forest	0	3								
								179 H	A&M-Corpus Christi	0	3								
								182 A	Sam Houston St.	1	3								
								182 H	Sam Houston St.	3	2								
								199 A	Houston Baptist	0	3								
								208 N	Portland St.	0	3								
								244 A	Northwestern St.	2	3								
								253 H	Incarinate Word	3	0								
								261 A	McNeese St.	2	3								
								267 N	Louisiana Tech	1	3								
								274 A	Nicholls St.	1	3								
								302 H	Abilene Christian	3	2								
								303 A	Tex.-Pan American	1	3								
								LAST 10 GAMES											
								199 A Houston Baptist				0	3	182 A Sam Houston St.				1	3
								179 H A&M-Corpus Christi				0	3	253 H Incarnate Word				3	0
136 A Stephen F. Austin				0	3	302 H Abilene Christian				3	2								
244 A Northwestern St.				2	3	274 A Nicholls St.				1	3								
130 A Central Ark.				0	3	261 A McNeese St.				2	3								

Non-Div. I Games:

Lamar

Average RPI Win: 259		WON-LOST RECORD		WINNING PCT. RANK		LAST 10 GAMES		STRENGTH OF SCHEDULE		OPP. STRENGTH OF SCHEDULE		TEAM RPI		ADJ RPI		CONF. RPI		ADJ CONF. RPI	
Average RPI Loss: 193																			
DIV. I ONLY		10- 16		.38462 231		6- 4		288		281		273		.37846 283		23		23	
DIV. I NON-CONF.		5- 9		.35714 241		2- 0		310		286		293		.36452 297		25		26	
TOTALS		RPI 1-25		RPI 26-50		W-L RECORDS		RPI 51-100		RPI 101-150		RPI 150+							
10- 16		0- 0		0- 0		OVERALL		0- 3		2- 1		8- 12							
3- 4		0- 0		0- 0		HOME		0- 1		1- 0		2- 3							
5- 6		0- 0		0- 0		AWAY		0- 1		1- 1		4- 4							
2- 6		0- 0		0- 0		NEUTRAL		0- 1		0- 0		2- 5							
5- 9		0- 0		0- 0		NON-CONFERENCE		0- 2		1- 0		4- 7							
1- 0		0- 0		0- 0		HOME		0- 0		0- 0		1- 0							
2- 3		0- 0		0- 0		AWAY		0- 1		1- 0		1- 2							
2- 6		0- 0		0- 0		NEUTRAL		0- 1		0- 0		2- 5							
5- 7		0- 0		0- 0		CONFERENCE		0- 1		1- 1		4- 5							
2- 4		0- 0		0- 0		HOME		0- 1		1- 0		1- 3							
3- 3		0- 0		0- 0		AWAY		0- 0		0- 1		3- 2							
0- 0		0- 0		0- 0		NEUTRAL		0- 0		0- 0		0- 0							
RPI S	Opponent	Score		RPI S	Opponent	Score		RPI S	Opponent	Score		RPI S	Opponent	Score					
								60 A	Ole Miss	0	3	120 A	Col. of Charleston	3	0				
								71 N	Memphis	1	3	132 A	Samford	0	3				
								81 H	Furman	1	3	132 H	Samford	3	2				
												164 H	UNC Greensboro	1	3				
												170 N	Kent St.	3	1				
												183 A	Western Caro.	2	3				
												191 A	Tennessee	2	3				
												207 A	East Tenn. St.	1	3				
												214 A	Troy	2	3				
												233 N	Jacksonville St.	0	3				
												233 N	Jacksonville St.	1	3				
												241 N	UAB	1	3				
												250 A	Chattanooga	3	2				
												250 H	Chattanooga	1	3				
												252 N	Austin Peay	0	3				
												278 N	Davidson	0	3				
												292 A	Wofford	3	2				
												292 H	Wofford	0	3				
												317 N	Alabama A&M	3	0				
												318 A	Citadel	3	0				
												318 H	Citadel	3	1				
												334 A	Savannah St.	3	0				
												334 H	Savannah St.	3	0				
						LAST 10 GAMES													
						132 H Samford		3	2										
						318 H Citadel		3	1										
						334 A Savannah St.		3	0										
						250 A Chattanooga		3	2										
						81 H Furman		1	3										
						292 A Wofford		3	2										
						207 A East Tenn. St.		1	3										
						183 A Western Caro.		2	3										
						334 H Savannah St.		3	0										
						250 H Chattanooga		1	3										

Average RPI Win:	258	WON-LOST RECORD	WINNING PCT. RANK	LAST 10 GAMES	STRENGTH OF SCHEDULE	OPP. STRENGTH OF SCHEDULE	TEAM RPI	ADJ RPI	CONF. RPI	ADJ CONF. RPI	
Average RPI Loss:	198										
DIV. I ONLY	7- 14	.33333	252	5- 5	284	276	285	.37837	284	29	29
DIV. I NON-CONF.	2- 10	.16667	293	0- 1	210	195	289	.37942	289	28	28
<hr/>											
TOTALS	RPI 1-25	RPI 26-50		W-L RECORDS	RPI 51-100		RPI 101-150		RPI 150+		
7- 14	0- 0	0- 1		OVERALL	0- 1		1- 1		6- 11		
3- 3	0- 0	0- 0		HOME	0- 0		0- 0		3- 3		
2- 5	0- 0	0- 0		AWAY	0- 1		0- 1		2- 3		
2- 6	0- 0	0- 1		NEUTRAL	0- 0		1- 0		1- 5		
<hr/>											
2- 10	0- 0	0- 1		NON-CONFERENCE	0- 1		1- 1		1- 7		
0- 0	0- 0	0- 0		HOME	0- 0		0- 0		0- 0		
0- 4	0- 0	0- 0		AWAY	0- 1		0- 1		0- 2		
2- 6	0- 0	0- 1		NEUTRAL	0- 0		1- 0		1- 5		
<hr/>											
5- 4	0- 0	0- 0		CONFERENCE	0- 0		0- 0		5- 4		
3- 3	0- 0	0- 0		HOME	0- 0		0- 0		3- 3		
2- 1	0- 0	0- 0		AWAY	0- 0		0- 0		2- 1		
0- 0	0- 0	0- 0		NEUTRAL	0- 0		0- 0		0- 0		
<hr/>											
RPI S	Opponent	Score	RPI S	Opponent	Score	RPI S	Opponent	Score	RPI S	Opponent	Score
			50 N	Minnesota	0 3	88 A	Yale	1 3	125 A	Northern Ariz.	0 3
									138 N	Boston College	3 2
									154 N	Rhode Island	2 3
									159 A	Delaware	1 3
									196 N	Loyola Chicago	0 3
									201 A	Syracuse	0 3
									211 N	Colgate	1 3
									224 H	Stony Brook	3 1
									231 A	New Hampshire	3 0
									231 H	New Hampshire	1 3
									234 N	Grand Canyon	2 3
									254 H	UMBC	2 3
									264 H	Hartford	3 2
									279 N	Cornell	1 3
									295 N	UC Riverside	3 2
									297 A	Binghamton	1 3
									297 H	Binghamton	2 3
									326 A	UMass Lowell	3 0
									326 H	UMass Lowell	3 0
<hr/>											
			LAST 10 GAMES								
			326 H	UMass Lowell	3 0	224 H	Stony Brook	3 1			
			231 H	New Hampshire	1 3	231 A	New Hampshire	3 0			
			297 A	Binghamton	1 3	326 A	UMass Lowell	3 0			
			254 H	UMBC	2 3	297 H	Binghamton	2 3			
			264 H	Hartford	3 2	211 N	Colgate	1 3			

Non-Div. I Games:

Albany (NY)

Average RPI Win:	241	WON-LOST	WINNING	LAST 10	STRENGTH OF	OPP. STRENGTH	TEAM	ADJ	CONF.	ADJ CONF.	
Average RPI Loss:	175	RECORD	PCT. RANK	GAMES	SCHEDULE	OF SCHEDULE	RPI	RPI	RPI	RPI	
DIV. I ONLY	6- 20	.23077	288	3- 7	189	255	279	.37734	285	22	22
DIV. I NON-CONF.	4- 10	.28571	265	1- 0	200	277	268	.40233	272	20	20
<hr/>											
TOTALS	RPI 1-25	RPI 26-50		W-L RECORDS		RPI 51-100		RPI 101-150		RPI 150+	
6- 20	0- 0	0- 0		OVERALL		0- 3		1- 7		5- 10	
1- 4	0- 0	0- 0		HOME		0- 0		1- 2		0- 2	
3- 9	0- 0	0- 0		AWAY		0- 1		0- 4		3- 4	
2- 7	0- 0	0- 0		NEUTRAL		0- 2		0- 1		2- 4	
<hr/>											
4- 10	0- 0	0- 0		NON-CONFERENCE		0- 3		0- 2		4- 5	
0- 0	0- 0	0- 0		HOME		0- 0		0- 0		0- 0	
2- 3	0- 0	0- 0		AWAY		0- 1		0- 1		2- 1	
2- 7	0- 0	0- 0		NEUTRAL		0- 2		0- 1		2- 4	
<hr/>											
2- 10	0- 0	0- 0		CONFERENCE		0- 0		1- 5		1- 5	
1- 4	0- 0	0- 0		HOME		0- 0		1- 2		0- 2	
1- 6	0- 0	0- 0		AWAY		0- 0		0- 3		1- 3	
0- 0	0- 0	0- 0		NEUTRAL		0- 0		0- 0		0- 0	
<hr/>											
RPI S	Opponent	Score	RPI S	Opponent	Score	RPI S	Opponent	Score	RPI S	Opponent	Score
						55 A	Wyoming	0 3	102 H	Northern Colo.	3 1
						78 N	Gonzaga	0 3	109 A	Texas Tech	2 3
						81 N	Furman	2 3	111 A	Idaho St.	0 3
									125 A	Northern Ariz.	0 3
									125 H	Northern Ariz.	0 3
									127 H	North Dakota	0 3
									149 N	Marist	0 3
									150 A	Idaho	0 3
									199 N	Houston Baptist	2 3
									208 A	Portland St.	1 3
									213 A	Utah Valley	3 1
									217 A	Air Force	1 3
									217 N	Air Force	3 1
									221 A	Southern Utah	0 3
									221 H	Southern Utah	2 3
									226 A	Eastern Wash.	0 3
									254 N	UMBC	2 3
									255 H	Montana	2 3
									280 A	Sacramento St.	3 2
									296 N	South Dakota St.	0 3
									302 N	Abilene Christian	0 3
									306 A	UMES	3 1
									325 N	Fairleigh Dickinson	3 1
			LAST 10 GAMES								
			125 A	Northern Ariz.	0 3	125 H	Northern Ariz.	0 3			
			221 A	Southern Utah	0 3	213 A	Utah Valley	3 1			
			226 A	Eastern Wash.	0 3	102 H	Northern Colo.	3 1			
			150 A	Idaho	0 3	127 H	North Dakota	0 3			
			221 H	Southern Utah	2 3	280 A	Sacramento St.	3 2			

Non-Div. I Games:

Weber St.

Average RPI Win:	274	WON-LOST RECORD	WINNING PCT. RANK	LAST 10 GAMES	STRENGTH OF SCHEDULE	OPP. STRENGTH OF SCHEDULE	TEAM RPI	ADJ RPI	CONF. RPI	ADJ CONF. RPI		
DIV. I ONLY		6- 17	.26087	276	3- 7	202	301	280	.37728	286	27	27
DIV. I NON-CONF.		1- 10	.09091	314	0- 2	129	285	292	.37437	291	27	27
<hr/>												
TOTALS	RPI 1-25	RPI 26-50		W-L RECORDS		RPI 51-100		RPI 101-150		RPI 150+		
6- 17	0- 0	0- 0		OVERALL		0- 2		0- 3		6- 12		
3- 5	0- 0	0- 0		HOME		0- 1		0- 0		3- 4		
2- 7	0- 0	0- 0		AWAY		0- 1		0- 1		2- 5		
1- 5	0- 0	0- 0		NEUTRAL		0- 0		0- 2		1- 3		
<hr/>												
1- 10	0- 0	0- 0		NON-CONFERENCE		0- 1		0- 3		1- 6		
0- 2	0- 0	0- 0		HOME		0- 0		0- 0		0- 2		
0- 3	0- 0	0- 0		AWAY		0- 1		0- 1		0- 1		
1- 5	0- 0	0- 0		NEUTRAL		0- 0		0- 2		1- 3		
<hr/>												
5- 7	0- 0	0- 0		CONFERENCE		0- 1		0- 0		5- 6		
3- 3	0- 0	0- 0		HOME		0- 1		0- 0		3- 2		
2- 4	0- 0	0- 0		AWAY		0- 0		0- 0		2- 4		
0- 0	0- 0	0- 0		NEUTRAL		0- 0		0- 0		0- 0		
<hr/>												
RPI S	Opponent	Score	RPI S	Opponent	Score	RPI S	Opponent	Score	RPI S	Opponent	Score	
						69 A	Temple	0 3	138 A	Boston College	0 3	
						96 H	American	0 3	144 N	Oakland	0 3	
									149 N	Marist	0 3	
									161 N	Princeton	1 3	
									200 A	Army	3 1	
									200 H	Army	1 3	
									202 A	Brown	0 3	
									204 N	Charlotte	0 3	
									210 A	Lehigh	0 3	
									210 H	Lehigh	2 3	
									211 A	Colgate	2 3	
									211 H	Colgate	3 2	
									232 A	Navy	0 3	
									264 H	Hartford	2 3	
									264 N	Hartford	2 3	
									297 N	Binghamton	3 1	
									304 A	Bucknell	1 3	
									304 H	Bucknell	3 1	
									305 A	Lafayette	3 2	
									310 H	Bryant	2 3	
									324 H	Loyola Maryland	3 0	
			LAST 10 GAMES									
			211 A	Colgate	2 3	232 A	Navy	0 3				
			310 H	Bryant	2 3	305 A	Lafayette	3 2				
			210 H	Lehigh	2 3	96 H	American	0 3				
			304 H	Bucknell	3 1	324 H	Loyola Maryland	3 0				
			200 H	Army	1 3	202 A	Brown	0 3				

Non-Div. I Games:

Holy Cross

[illegible]

Non-Div. I Games:

Tennessee Tech

Average RPI Win: 263		WON-LOST RECORD		WINNING PCT. RANK		LAST 10 GAMES		STRENGTH OF SCHEDULE		OPP. STRENGTH OF SCHEDULE		TEAM RPI		ADJ RPI		CONF. RPI		ADJ CONF. RPI	
DIV. I ONLY		1- 22		.04348 331		1- 9		115		168		297		.37511 288		13		12	
DIV. I NON-CONF.		0- 10		0 318		0- 0		97		215		296		.37784 290		10		10	
TOTALS		RPI 1-25		RPI 26-50		W-L RECORDS		RPI 51-100		RPI 101-150		RPI 150+							
1- 22		0- 0		0- 2		OVERALL		0- 6		0- 4		1- 10							
1- 8		0- 0		0- 1		HOME		0- 3		0- 2		1- 2							
0- 10		0- 0		0- 0		AWAY		0- 3		0- 2		0- 5							
0- 4		0- 0		0- 1		NEUTRAL		0- 0		0- 0		0- 3							
0- 10		0- 0		0- 1		NON-CONFERENCE		0- 1		0- 2		0- 6							
0- 3		0- 0		0- 0		HOME		0- 1		0- 1		0- 1							
0- 3		0- 0		0- 0		AWAY		0- 0		0- 1		0- 2							
0- 4		0- 0		0- 1		NEUTRAL		0- 0		0- 0		0- 3							
1- 12		0- 0		0- 1		CONFERENCE		0- 5		0- 2		1- 4							
1- 5		0- 0		0- 1		HOME		0- 2		0- 1		1- 1							
0- 7		0- 0		0- 0		AWAY		0- 3		0- 1		0- 3							
0- 0		0- 0		0- 0		NEUTRAL		0- 0		0- 0		0- 0							
RPI	S	Opponent		Score	RPI	S	Opponent		Score	RPI	S	Opponent		Score					
					27	N	Kansas	0	3	64	A	UNI	1	3					
					42	H	Illinois St.	0	3	79	A	Missouri St.	1	3					
										79	H	Missouri St.	0	3					
										86	H	UMKC	1	3					
										90	A	Wichita St.	0	3					
										90	H	Wichita St.	0	3					

Non-Div. I Games:

Bradley

Average RPI Win:	276	WON-LOST	WINNING	LAST 10	STRENGTH OF	OPP. STRENGTH	TEAM	ADJ	CONF.	ADJ CONF.		
Average RPI Loss:	206	RECORD	PCT. RANK	GAMES	SCHEDULE	OF SCHEDULE	RPI	RPI	RPI	RPI		
DIV. I ONLY	7- 16	.30435	266	5- 5	221	306	276	.37339	289	28	28	
DIV. I NON-CONF.	0- 9	0	318	0- 0	106	270	304	.35853	300	30	29	
<hr/>												
TOTALS	RPI 1-25	RPI 26-50		W-L RECORDS		RPI 51-100		RPI 101-150		RPI 150+		
7- 16	0- 0	0- 0		OVERALL		0- 2		0- 2		7- 12		
4- 3	0- 0	0- 0		HOME		0- 0		0- 0		4- 3		
3- 7	0- 0	0- 0		AWAY		0- 1		0- 2		3- 4		
0- 6	0- 0	0- 0		NEUTRAL		0- 1		0- 0		0- 5		
<hr/>												
0- 9	0- 0	0- 0		NON-CONFERENCE		0- 2		0- 1		0- 6		
0- 0	0- 0	0- 0		HOME		0- 0		0- 0		0- 0		
0- 3	0- 0	0- 0		AWAY		0- 1		0- 1		0- 1		
0- 6	0- 0	0- 0		NEUTRAL		0- 1		0- 0		0- 5		
<hr/>												
7- 7	0- 0	0- 0		CONFERENCE		0- 0		0- 1		7- 6		
4- 3	0- 0	0- 0		HOME		0- 0		0- 0		4- 3		
3- 4	0- 0	0- 0		AWAY		0- 0		0- 1		3- 3		
0- 0	0- 0	0- 0		NEUTRAL		0- 0		0- 0		0- 0		
<hr/>												
RPI	S	Opponent	Score	RPI	S	Opponent	Score	RPI	S	Opponent	Score	
								60	N	Ole Miss	0	3
								78	A	Gonzaga	0	3
								137	A	Saint Louis	1	3
								149	A	Marist	0	3
								171	A	Buffalo	0	3
								209	H	Fairfield	3	2
								210	N	Lehigh	2	3
								217	N	Air Force	0	3
								222	A	Manhattan	1	3
								222	H	Manhattan	3	1
								228	N	Omaha	2	3
								234	N	Grand Canyon	2	3
								240	A	Siena	3	0
								245	A	Rider	1	3
								245	H	Rider	0	3
								262	A	Niagara	0	3
								262	H	Niagara	2	3
								269	N	Montana St.	2	3
								307	A	Iona	3	2
								307	H	Iona	0	3
313	A	Saint Peter's	3	0								
313	H	Saint Peter's	3	1								
329	H	Quinnipiac	3	0								
LAST 10 GAMES												
313	A	Saint Peter's	3	0	329	H	Quinnipiac	3	0			
245	A	Rider	1	3	209	H	Fairfield	3	2			
307	H	Iona	0	3	222	A	Manhattan	1	3			
222	H	Manhattan	3	1	307	A	Iona	3	2			
262	A	Niagara	0	3	262	H	Niagara	2	3			

Non-Div. I Games:

Canisius

Average RPI Win:	297	WON-LOST	WINNING	LAST 10	STRENGTH OF	OPP. STRENGTH	TEAM	ADJ	CONF.	ADJ CONF.				
Average RPI Loss:	199	RECORD	PCT. RANK	GAMES	SCHEDULE	OF SCHEDULE	RPI	RPI	RPI	RPI				
DIV. I ONLY	11- 14	.44	200	6- 4	316	296	292	.37174	290	30	30			
DIV. I NON-CONF.	4- 10	.28571	265	0- 0	306	269	299	.36219	298	29	30			
<hr/>														
TOTALS	RPI 1-25	RPI 26-50		W-L RECORDS	RPI 51-100		RPI 101-150		RPI 150+					
11- 14	0- 0	0- 0		OVERALL	0- 3		0- 2		11- 9					
6- 5	0- 0	0- 0		HOME	0- 1		0- 1		6- 3					
3- 3	0- 0	0- 0		AWAY	0- 1		0- 0		3- 2					
2- 6	0- 0	0- 0		NEUTRAL	0- 1		0- 1		2- 4					
<hr/>														
4- 10	0- 0	0- 0		NON-CONFERENCE	0- 2		0- 2		4- 6					
1- 3	0- 0	0- 0		HOME	0- 0		0- 1		1- 2					
1- 1	0- 0	0- 0		AWAY	0- 1		0- 0		1- 0					
2- 6	0- 0	0- 0		NEUTRAL	0- 1		0- 1		2- 4					
<hr/>														
7- 4	0- 0	0- 0		CONFERENCE	0- 1		0- 0		7- 3					
5- 2	0- 0	0- 0		HOME	0- 1		0- 0		5- 1					
2- 2	0- 0	0- 0		AWAY	0- 0		0- 0		2- 2					
0- 0	0- 0	0- 0		NEUTRAL	0- 0		0- 0		0- 0					
<hr/>														
RPI S	Opponent	Score	RPI S	Opponent	Score	RPI S	Opponent	Score	RPI S	Opponent	Score			
						63 N	Seton Hall	0 3	135 H	Youngstown St.	1 3			
						65 H	LIU Brooklyn	0 3	144 N	Oakland	1 3			
						84 A	West Virginia	1 3	170 N	Kent St.	1 3			
									195 N	Dartmouth	1 3			
									216 N	IPFW	0 3			
									229 H	Robert Morris	2 3			
									255 N	Montana	3 1			
									258 H	George Mason	1 3			
									267 N	Louisiana Tech	2 3			
									271 H	Morgan St.	3 1			
									273 A	Central Conn. St.	3 1			
									273 H	Central Conn. St.	3 0			
									291 A	Sacred Heart	3 2			
									291 H	Sacred Heart	3 2			
									310 A	Bryant	2 3			
						310 H	Bryant	3 1	322 H	St. Francis Brooklyn	3 0			
						324 A	Loyola Maryland	3 0	324 H	Loyola Maryland	0 3			
						325 A	Fairleigh Dickinson	1 3	325 H	Fairleigh Dickinson	3 0			
						329 N	Quinnipiac	3 1						
						LAST 10 GAMES			65 H	LIU Brooklyn	0 3	229 H	Robert Morris	2 3
						273 H	Central Conn. St.	3 0	273 A	Central Conn. St.	3 1	310 A	Bryant	2 3
						310 H	Bryant	3 1	325 H	Fairleigh Dickinson	3 0			
						325 A	Fairleigh Dickinson	1 3						
						291 A	Sacred Heart	3 2						
						322 H	St. Francis Brooklyn	3 0						

Non-Div. I Games:

Saint Francis (PA)

Average RPI Win: 261		WON-LOST	WINNING	LAST 10	STRENGTH OF		OPP. STRENGTH	TEAM	ADJ		CONF.	ADJ CONF.
Average RPI Loss: 200		RECORD	PCT. RANK	GAMES	SCHEDULE		OF SCHEDULE	RPI	RPI		RPI	RPI
DIV. I ONLY		8- 16	.33333	252	3- 7		285	287	288		.36945	291
DIV. I NON-CONF.		5- 8	.38462	232	0- 1		194	256	241		.43765	245
TOTALS		RPI 1-25	RPI 26-50		W-L RECORDS		RPI 51-100		RPI 101-150		RPI 150+	
8- 16		0- 0	0- 0		OVERALL		0- 3		1- 1		7- 12	
3- 6		0- 0	0- 0		HOME		0- 1		0- 0		3- 5	
2- 7		0- 0	0- 0		AWAY		0- 2		1- 0		1- 5	
3- 3		0- 0	0- 0		NEUTRAL		0- 0		0- 1		3- 2	
5- 8		0- 0	0- 0		NON-CONFERENCE		0- 1		1- 1		4- 6	
1- 3		0- 0	0- 0		HOME		0- 0		0- 0		1- 3	
1- 2		0- 0	0- 0		AWAY		0- 1		1- 0		0- 1	
3- 3		0- 0	0- 0		NEUTRAL		0- 0		0- 1		3- 2	
3- 8		0- 0	0- 0		CONFERENCE		0- 2		0- 0		3- 6	
2- 3		0- 0	0- 0		HOME		0- 1		0- 0		2- 2	
1- 5		0- 0	0- 0		AWAY		0- 1		0- 0		1- 4	
0- 0		0- 0	0- 0		NEUTRAL		0- 0		0- 0		0- 0	
RPI S	Opponent	Score	RPI S	Opponent	Score	RPI S	Opponent	Score	RPI S	Opponent	Score	
						52 A	Pittsburgh	0 3	109 N	Texas Tech	0 3	
						65 A	LIU Brooklyn	1 3	112 A	Hofstra	3 2	
						65 H	LIU Brooklyn	0 3	153 N	South Fla.	0 3	
									154 H	Rhode Island	0 3	
									159 N	Delaware	3 0	
									192 A	Cal St. Fullerton	0 3	
									224 H	Stony Brook	0 3	
									229 A	Robert Morris	0 3	
									229 H	Robert Morris	1 3	
									240 N	Siena	3 1	
									264 H	Hartford	2 3	
									273 A	Central Conn. St.	2 3	
									290 A	Saint Francis (PA)	2 3	
									290 H	Saint Francis (PA)	2 3	
									298 N	Fordham	3 2	
									304 N	Bucknell	2 3	
									307 H	Iona	3 2	
									310 A	Bryant	1 3	
									322 A	St. Francis Brooklyn	3 0	
									322 H	St. Francis Brooklyn	3 0	
									325 H	Fairleigh Dickinson	3 1	
LAST 10 GAMES												
						65 H	LIU Brooklyn	0 3	310 A	Bryant	1 3	
						322 A	St. Francis Brooklyn	3 0	325 H	Fairleigh Dickinson	3 1	
						229 H	Robert Morris	1 3	224 H	Stony Brook	0 3	
						290 H	Saint Francis (PA)	2 3	65 A	LIU Brooklyn	1 3	
						273 A	Central Conn. St.	2 3	322 H	St. Francis Brooklyn	3 0	

Non-Div. I Games:

Sacred Heart

Wofford

Average RPI Win:	304	WON-LOST RECORD	WINNING PCT. RANK	LAST 10 GAMES	STRENGTH OF SCHEDULE	OPP. STRENGTH OF SCHEDULE	TEAM RPI	ADJ RPI	CONF. RPI	ADJ CONF. RPI
Average RPI Loss:	135									
DIV. I ONLY		3- 22	.12 317	0- 10	196	137	295	.36695 293	9	9
DIV. I NON-CONF.		2- 10	.16667 293	0- 0	293	239	316	.34149 312	9	9
<hr/>										
TOTALS	RPI 1-25	RPI 26-50		W-L RECORDS	RPI 51-100		RPI 101-150		RPI 150+	
3- 22	0- 2	0- 2		OVERALL	0- 5		0- 1		3- 12	
1- 9	0- 1	0- 1		HOME	0- 3		0- 0		1- 4	
2- 7	0- 1	0- 1		AWAY	0- 2		0- 1		2- 2	
0- 6	0- 0	0- 0		NEUTRAL	0- 0		0- 0		0- 6	
<hr/>										
2- 10	0- 1	0- 0		NON-CONFERENCE	0- 0		0- 0		2- 9	
1- 2	0- 0	0- 0		HOME	0- 0		0- 0		1- 2	
1- 2	0- 1	0- 0		AWAY	0- 0		0- 0		1- 1	
0- 6	0- 0	0- 0		NEUTRAL	0- 0		0- 0		0- 6	
<hr/>										
1- 12	0- 1	0- 2		CONFERENCE	0- 5		0- 1		1- 3	
0- 7	0- 1	0- 1		HOME	0- 3		0- 0		0- 2	
1- 5	0- 0	0- 1		AWAY	0- 2		0- 1		1- 1	
0- 0	0- 0	0- 0		NEUTRAL	0- 0		0- 0		0- 0	
<hr/>										
RPI S	Opponent	Score		RPI S	Opponent	Score		RPI S	Opponent	Score
8 A	Penn St.	0	3	39 A	Creighton	0	3	56 A	Xavier	1 3
21 H	Marquette	0	3	39 H	Creighton	1	3	56 H	Xavier	1 3
								63 H	Seton Hall	0 3
								83 A	Butler	0 3
								83 H	Butler	2 3

Average RPI Win:		273	WON-LOST RECORD		WINNING PCT. RANK		LAST 10 GAMES		STRENGTH OF SCHEDULE		OPP. STRENGTH OF SCHEDULE		TEAM RPI		ADJ RPI		CONF. RPI		ADJ CONF. RPI	
DIV. I ONLY			6- 20		.23077 288		3- 7		232		241		291		.3655 294		20		21	
DIV. I NON-CONF.			4- 12		.25 274		1- 0		281		246		294		.36728 295		22		22	
TOTALS		RPI 1-25		RPI 26-50		W-L RECORDS		RPI 51-100		RPI 101-150		RPI 150+								
6- 20		0- 0		0- 1		OVERALL		0- 4		0- 3		6- 12								
1- 6		0- 0		0- 0		HOME		0- 1		0- 2		1- 3								
4- 8		0- 0		0- 0		AWAY		0- 1		0- 1		4- 6								
1- 6		0- 0		0- 1		NEUTRAL		0- 2		0- 0		1- 3								
4- 12		0- 0		0- 1		NON-CONFERENCE		0- 3		0- 1		4- 7								
1- 1		0- 0		0- 0		HOME		0- 0		0- 0		1- 1								
2- 5		0- 0		0- 0		AWAY		0- 1		0- 1		2- 3								
1- 6		0- 0		0- 1		NEUTRAL		0- 2		0- 0		1- 3								
2- 8		0- 0		0- 0		CONFERENCE		0- 1		0- 2		2- 5								
0- 5		0- 0		0- 0		HOME		0- 1		0- 2		0- 2								
2- 3		0- 0		0- 0		AWAY		0- 0		0- 0		2- 3								
0- 0		0- 0		0- 0		NEUTRAL		0- 0		0- 0		0- 0								
RPI	S	Opponent		Score		RPI	S	Opponent		Score		RPI	S	Opponent		Score				
				33	N	Purdue	0	3	70	N	Harvard	0	3	107	H	Liberty	1	3		
									76	A	Clemson	0	3	110	H	Radford	1	3		
									85	H	Coastal Caro.	0	3	121	A	Georgia	0	3		
									87	N	North Carolina St.	0	3	151	A	Winthrop	1	3		
														183	H	Western Caro.	0	3		
														185	A	Jacksonville	0	3		
														186	A	Presbyterian	3	2		
														206	A	North Florida	0	3		
														212	A	High Point	0	3		
														214	N	Troy	0	3		
														225	A	Campbell	3	1		
														236	A	Gardner-Webb	2	3		
														236	H	Gardner-Webb	2	3		
														239	A	Kennesaw St.	2	3		
														260	N	USC Upstate	1	3		
														274	N	Nicholls St.	0	3		
														276	N	Elon	3	2		
														292	H	Wofford	3	1		
														299	H	Charleston So.	1	3		
														327	A	N.C. Central	3	0		
														331	A	South Carolina St.	3	0		
				LAST 10 GAMES																
				225	A	Campbell	3	1	236	H	Gardner-Webb	2	3							
				212	A	High Point	0	3	186	A	Presbyterian	3	2							
				85	H	Coastal Caro.	0	3	151	A	Winthrop	1	3							
				299	H	Charleston So.	1	3	107	H	Liberty	1	3							
				331	A	South Carolina St.	3	0	110	H	Radford	1	3							

Non-Div. I Games:

UNC Asheville

Average RPI Win: 320		WON-LOST RECORD		WINNING PCT. RANK		LAST 10 GAMES		STRENGTH OF SCHEDULE		OPP. STRENGTH OF SCHEDULE		TEAM RPI		ADJ RPI		CONF. RPI		ADJ CONF. RPI	
DIV. I ONLY		2- 20		.09091 320		0- 10		150		213		296		.36399 295		8		8	
DIV. I NON-CONF.		2- 10		.16667 293		0- 0		143		296		283		.38369 286		7		7	
TOTALS		RPI 1-25		RPI 26-50		W-L RECORDS		RPI 51-100		RPI 101-150		RPI 150+							
2- 20		0- 0		0- 4		OVERALL		0- 2		0- 6		2- 8							
0- 5		0- 0		0- 1		HOME		0- 0		0- 2		0- 2							
0- 10		0- 0		0- 2		AWAY		0- 2		0- 3		0- 3							
2- 5		0- 0		0- 1		NEUTRAL		0- 0		0- 1		2- 3							
2- 10		0- 0		0- 1		NON-CONFERENCE		0- 2		0- 2		2- 5							
0- 0		0- 0		0- 0		HOME		0- 0		0- 0		0- 0							
0- 5		0- 0		0- 0		AWAY		0- 2		0- 1		0- 2							
2- 5		0- 0		0- 1		NEUTRAL		0- 0		0- 1		2- 3							
0- 10		0- 0		0- 3		CONFERENCE		0- 0		0- 4		0- 3							
0- 5		0- 0		0- 1		HOME		0- 0		0- 2		0- 2							
0- 5		0- 0		0- 2		AWAY		0- 0		0- 2		0- 1							
0- 0		0- 0		0- 0		NEUTRAL		0- 0		0- 0		0- 0							
RPI	S	Opponent		Score		RPI	S	Opponent		Score		RPI	S	Opponent		Score			
		30	H Hawaii	0	3	57	A UNLV	0	3	111	N Idaho St.	1	3						
		31	A Long Beach St.	0	3	57	A UNLV	1	3	113	H UC Irvine	0	3						
		36	A CSUN	1	3					125	A Northern Ariz.	1	3						
		44	N Western Ky.	0	3					129	A UC Santa Barbara	0	3						
										129	H UC Santa Barbara	0	3						
										142	A UC Davis	0	3						
										192	H Cal St. Fullerton	1	3						
										197	A Cal Poly	1	3						
										197	H Cal Poly	2	3						
										213	A Utah Valley	2	3						
										221	A Southern Utah	0	3						
										234	N Grand Canyon	1	3						
										248	N Portland	2	3						
										284	N Albany (NY)	2	3						
										306	N UMES	3	1						
										334	N Savannah St.	3	0						
				LAST 10 GAMES															
		129	H UC Santa Barbara	0	3	113	H UC Irvine	0	3										
		197	H Cal Poly	2	3	142	A UC Davis	0	3										
		36	A CSUN	1	3	197	A Cal Poly	1	3										
		31	A Long Beach St.	0	3	129	A UC Santa Barbara	0	3										
		192	H Cal St. Fullerton	1	3	30	H Hawaii	0	3										

Average RPI Win:	302	WON-LOST RECORD	WINNING PCT. RANK	LAST 10 GAMES	STRENGTH OF SCHEDULE	OPP. STRENGTH OF SCHEDULE	TEAM RPI	ADJ RPI	CONF. RPI	ADJ CONF. RPI		
DIV. I ONLY		6- 23	.2069	304	0- 10	222	259	294	.36225	296	21	20
DIV. I NON-CONF.		6- 11	.35294	243	0- 1	224	289	262	.41497	262	19	19
<hr/>												
TOTALS	RPI 1-25	RPI 26-50		W-L RECORDS		RPI 51-100		RPI 101-150		RPI 150+		
6- 23	0- 1	0- 0		OVERALL		0- 3		0- 6		6- 13		
1- 13	0- 0	0- 0		HOME		0- 3		0- 5		1- 5		
2- 7	0- 1	0- 0		AWAY		0- 0		0- 1		2- 5		
3- 3	0- 0	0- 0		NEUTRAL		0- 0		0- 0		3- 3		
6- 11	0- 1	0- 0		NON-CONFERENCE		0- 2		0- 4		6- 4		
1- 7	0- 0	0- 0		HOME		0- 2		0- 4		1- 1		
2- 1	0- 1	0- 0		AWAY		0- 0		0- 0		2- 0		
3- 3	0- 0	0- 0		NEUTRAL		0- 0		0- 0		3- 3		
0- 12	0- 0	0- 0		CONFERENCE		0- 1		0- 2		0- 9		
0- 6	0- 0	0- 0		HOME		0- 1		0- 1		0- 4		
0- 6	0- 0	0- 0		AWAY		0- 0		0- 1		0- 5		
0- 0	0- 0	0- 0		NEUTRAL		0- 0		0- 0		0- 0		
RPI	S	Opponent	Score	RPI	S	Opponent	Score	RPI	S	Opponent	Score	
15	A	Kansas St.	0 3					64	H	UNI	1 3	
								86	H	UMKC	0 3	
								92	H	South Dakota	0 3	
								104	A	Denver	0 3	
								104	H	Denver	1 3	
								105	H	Iowa	0 3	
								118	H	Valparaiso	0 3	
								127	H	North Dakota	0 3	
								136	H	Stephen F. Austin	2 3	
								158	A	North Dakota St.	0 3	
								158	H	North Dakota St.	2 3	
								165	A	IUPUI	0 3	
								165	H	IUPUI	0 3	
								190	A	Oral Roberts	0 3	
								216	H	IPFW	0 3	
								228	A	Omaha	0 3	
								228	H	Omaha	1 3	
								230	H	Eastern Ill.	0 3	
								234	N	Grand Canyon	0 3	
								246	H	FIU	3 2	
								254	N	UMBC	0 3	
								275	A	Western Ill.	0 3	
								285	N	Weber St.	3 0	
								306	A	UMES	3 0	
								314	N	San Jose St.	2 3	
								323	A	Chicago St.	3 2	
								325	N	Fairleigh Dickinson	3 0	
								326	N	UMass Lowell	3 2	
LAST 10 GAMES												
228	A	Omaha	0 3	228	H	Omaha	1 3	323	A	Chicago St.	3 2	
165	H	IUPUI	0 3	92	H	South Dakota	0 3	325	N	Fairleigh Dickinson	3 0	
158	A	North Dakota St.	0 3	275	A	Western Ill.	0 3	326	N	UMass Lowell	3 2	
104	A	Denver	0 3	165	A	IUPUI	0 3					
64	H	UNI	1 3	104	H	Denver	1 3					

Non-Div. I Games:

South Dakota St.

Average RPI Win: 277		WON-LOST RECORD		WINNING PCT. RANK		LAST 10 GAMES		STRENGTH OF SCHEDULE		OPP. STRENGTH OF SCHEDULE		TEAM RPI		ADJ RPI		CONF. RPI		ADJ CONF. RPI	
DIV. I ONLY		8- 17		.32 260		7- 3		283		288		290		.35714 297		29		29	
DIV. I NON-CONF.		2- 14		.125 306		1- 0		242		260		307		.3356 315		28		28	
TOTALS		RPI 1-25		RPI 26-50		W-L RECORDS		RPI 51-100		RPI 101-150		RPI 150+							
8- 17		0- 1		0- 1		OVERALL		0- 1		0- 1		8- 13							
4- 2		0- 0		0- 0		HOME		0- 0		0- 0		4- 2							
4- 5		0- 0		0- 1		AWAY		0- 0		0- 0		4- 4							
0- 10		0- 1		0- 0		NEUTRAL		0- 1		0- 1		0- 7							
2- 14		0- 1		0- 1		NON-CONFERENCE		0- 1		0- 1		2- 10							
0- 0		0- 0		0- 0		HOME		0- 0		0- 0		0- 0							
2- 4		0- 0		0- 1		AWAY		0- 0		0- 0		2- 3							
0- 10		0- 1		0- 0		NEUTRAL		0- 1		0- 1		0- 7							
6- 3		0- 0		0- 0		CONFERENCE		0- 0		0- 0		6- 3							
4- 2		0- 0		0- 0		HOME		0- 0		0- 0		4- 2							
2- 1		0- 0		0- 0		AWAY		0- 0		0- 0		2- 1							
0- 0		0- 0		0- 0		NEUTRAL		0- 0		0- 0		0- 0							
RPI	S	Opponent		Score		RPI	S	Opponent		Score		RPI	S	Opponent		Score			
14	N	UCLA		0 3		43	A	Loyola Marymount		0 3		65	N	LIU Brooklyn		0 3			
												144	N	Oakland		1	3		
												198	N	Drake		1	3		
												200	A	Army		1	3		
												224	H	Stony Brook		3	1		
												225	N	Campbell		0	3		
												231	A	New Hampshire		2	3		
												231	H	New Hampshire		1	3		
												240	A	Siena		3	0		
												245	N	Rider		1	3		
												252	N	Austin Peay		1	3		
												254	H	UMBC		3	0		
												264	H	Hartford		2	3		
												270	A	Akron		1	3		
												279	A	Cornell		3	0		
284	A	Albany (NY)		3	2														
284	H	Albany (NY)		3	1														
286	N	Holy Cross		1	3														
306	A	UMES		0	3														
309	N	Bethune-Cookman		0	3														
310	N	Bryant		1	3														
326	A	UMass Lowell		3	0														
326	H	UMass Lowell		3	0														
LAST 10 GAMES																			
231 H New Hampshire						1	3	264 H Hartford						2	3				
326 H UMass Lowell						3	0	326 A UMass Lowell						3	0				
284 H Albany (NY)						3	1	231 A New Hampshire						2	3				
254 H UMBC						3	0	284 A Albany (NY)						3	2				
224 H Stony Brook						3	1	279 A Cornell						3	0				

Average RPI Win: 272		WON-LOST RECORD		WINNING PCT. RANK		LAST 10 GAMES		STRENGTH OF SCHEDULE		OPP. STRENGTH OF SCHEDULE		TEAM RPI		ADJ RPI		CONF. RPI		ADJ CONF. RPI			
DIV. I ONLY		2- 23		.08 322		2- 8		138		249		298		.35283 298		19		19			
DIV. I NON-CONF.		0- 14		0 318		0- 1		125		275		309		.34101 313		21		21			
TOTALS		RPI 1-25		RPI 26-50		W-L RECORDS		RPI 51-100		RPI 101-150		RPI 150+									
2- 23		0- 0		0- 1		OVERALL		0- 3		0- 7		2- 12									
2- 6		0- 0		0- 0		HOME		0- 1		0- 1		2- 4									
0- 11		0- 0		0- 0		AWAY		0- 2		0- 5		0- 4									
0- 6		0- 0		0- 1		NEUTRAL		0- 0		0- 1		0- 4									
0- 14		0- 0		0- 1		NON-CONFERENCE		0- 1		0- 3		0- 9									
0- 3		0- 0		0- 0		HOME		0- 0		0- 0		0- 3									
0- 5		0- 0		0- 0		AWAY		0- 1		0- 2		0- 2									
0- 6		0- 0		0- 1		NEUTRAL		0- 0		0- 1		0- 4									
2- 9		0- 0		0- 0		CONFERENCE		0- 2		0- 4		2- 3									
2- 3		0- 0		0- 0		HOME		0- 1		0- 1		2- 1									
0- 6		0- 0		0- 0		AWAY		0- 1		0- 3		0- 2									
0- 0		0- 0		0- 0		NEUTRAL		0- 0		0- 0		0- 0									
RPI	S	Opponent		Score		RPI	S	Opponent		Score		RPI	S	Opponent		Score					
				46	N	SMU		0	3	63	A	Seton Hall		0	3	103	A	San Francisco		0	3
										67	H	VCU		0	3	106	A	Dayton		0	3
										68	A	George Washington		0	3	112	A	Hofstra		0	3
																121	N	Georgia		1	3
																137	A	Saint Louis		0	3
																147	A	Duquesne		0	3
																147	H	Duquesne		0	3
																154	H	Rhode Island		0	3
																189	H	Northeastern		0	3
																195	N	Dartmouth		0	3
																210	A	Lehigh		0	3
																220	N	Middle Tenn.		0	3
																224	A	Stony Brook		0	3
																240	N	Siena		0	3
																245	H	Rider		2	3
																258	A	George Mason		0	3
																265	A	La Salle		2	3
																265	H	La Salle		3	0
																278	H	Davidson		3	1
																291	N	Sacred Heart		2	3
																325	H	Fairleigh Dickinson		1	3
				LAST 10 GAMES																	
				147 A Duquesne				0 3				106 A Dayton				0 3					
				265 A La Salle				2 3				154 H Rhode Island				0 3					
				67 H VCU				0 3				210 A Lehigh				0 3					
				278 H Davidson				3 1				265 H La Salle				3 0					
				137 A Saint Louis				0 3				147 H Duquesne				0 3					

Non-Div. I Games:

Fordham

[illegible]

Non-Div. I Games:	Columbia (SC)	3	0
--------------------------	----------------------	----------	----------

Charleston So.

RPI	S	Opponent	Score	
334	H	Savannah St.	3	0

Charleston So.

C
h
a
r
l
e
s
t
o
n
S
o
.

C
h
a
r
l
e
s
t
o
n
S
o
.

Average RPI Win: 251		WON-LOST	WINNING	LAST 10	STRENGTH OF		OPP. STRENGTH	TEAM	ADJ	CONF.	ADJ CONF.
Average RPI Loss: 171		RECORD	PCT. RANK	GAMES	SCHEDULE		OF SCHEDULE	RPI	RPI	RPI	RPI
DIV. I ONLY		2- 24	.07692	324	2- 8		140	235	299	.34417	300
DIV. I NON-CONF.		0- 14	0	318	0- 1		57	147	272	.40289	271
TOTALS		RPI 1-25	RPI 26-50		W-L RECORDS		RPI 51-100		RPI 101-150		RPI 150+
2- 24	0- 0	0- 2		OVERALL		0- 3		0- 4		2- 15	
1- 12	0- 0	0- 1		HOME		0- 3		0- 2		1- 6	
1- 8	0- 0	0- 1		AWAY		0- 0		0- 1		1- 5	
0- 4	0- 0	0- 0		NEUTRAL		0- 0		0- 1		0- 3	
0- 14	0- 0	0- 2		NON-CONFERENCE		0- 3		0- 4		0- 5	
0- 6	0- 0	0- 1		HOME		0- 3		0- 2		0- 0	
0- 4	0- 0	0- 1		AWAY		0- 0		0- 1		0- 2	
0- 4	0- 0	0- 0		NEUTRAL		0- 0		0- 1		0- 3	
2- 10	0- 0	0- 0		CONFERENCE		0- 0		0- 0		2- 10	
1- 6	0- 0	0- 0		HOME		0- 0		0- 0		1- 6	
1- 4	0- 0	0- 0		AWAY		0- 0		0- 0		1- 4	
0- 0	0- 0	0- 0		NEUTRAL		0- 0		0- 0		0- 0	
RPI S	Opponent	Score	RPI S	Opponent	Score	RPI S	Opponent	Score	RPI S	Opponent	Score
			32 H	Arizona St.	0 3	58 H	Louisville	0 3	106 A	Dayton	0 3
			33 A	Purdue	0 3	94 H	Northern Ky.	0 3	110 H	Radford	2 3
						95 H	Northern Ill.	0 3	110 H	Radford	1 3
									137 N	Saint Louis	0 3
									167 A	Marshall	0 3
									169 H	Eastern Ky.	2 3
									170 A	Kent St.	0 3
									175 N	Notre Dame	2 3
									177 A	Belmont	0 3
									177 H	Belmont	2 3
									227 H	Southeast Mo. St.	2 3
									231 N	New Hampshire	0 3
									233 A	Jacksonville St.	3 2
									233 H	Jacksonville St.	0 3
									252 A	Austin Peay	0 3
									257 H	UT Martin	0 3
									263 N	Evansville	1 3
									268 A	Tennessee St.	2 3
									268 H	Tennessee St.	3 1
									287 A	Tennessee Tech	0 3
									287 H	Tennessee Tech	1 3
LAST 10 GAMES			LAST 10 GAMES			LAST 10 GAMES			LAST 10 GAMES		
			268 H	Tennessee St.	3 1	287 H	Tennessee Tech	1 3			
			177 H	Belmont	2 3	106 A	Dayton	0 3			
			287 A	Tennessee Tech	0 3	227 H	Southeast Mo. St.	2 3			
			233 A	Jacksonville St.	3 2	257 H	UT Martin	0 3			
			233 H	Jacksonville St.	0 3	252 A	Austin Peay	0 3			

Non-Div. I Games:

Morehead St.

Average RPI Win:	311	WON-LOST RECORD	WINNING PCT. RANK	LAST 10 GAMES	STRENGTH OF SCHEDULE	OPP. STRENGTH OF SCHEDULE	TEAM RPI	ADJ RPI	CONF. RPI	ADJ CONF. RPI	
DIV. I ONLY		4- 22	.15385 312	0- 10	241	252	302	.34011 301	9	9	
DIV. I NON-CONF.		4- 10	.28571 265	0- 0	312	328	318	.32806 318	9	9	
<hr/>											
TOTALS	RPI 1-25	RPI 26-50		W-L RECORDS	RPI 51-100		RPI 101-150		RPI 150+		
4- 22	0- 1	0- 1		OVERALL	0- 5		0- 2		4- 13		
2- 8	0- 1	0- 0		HOME	0- 3		0- 1		2- 3		
1- 9	0- 0	0- 1		AWAY	0- 1		0- 1		1- 6		
1- 5	0- 0	0- 0		NEUTRAL	0- 1		0- 0		1- 4		
<hr/>											
4- 10	0- 0	0- 0		NON-CONFERENCE	0- 1		0- 0		4- 9		
2- 1	0- 0	0- 0		HOME	0- 0		0- 0		2- 1		
1- 4	0- 0	0- 0		AWAY	0- 0		0- 0		1- 4		
1- 5	0- 0	0- 0		NEUTRAL	0- 1		0- 0		1- 4		
<hr/>											
0- 12	0- 1	0- 1		CONFERENCE	0- 4		0- 2		0- 4		
0- 7	0- 1	0- 0		HOME	0- 3		0- 1		0- 2		
0- 5	0- 0	0- 1		AWAY	0- 1		0- 1		0- 2		
0- 0	0- 0	0- 0		NEUTRAL	0- 0		0- 0		0- 0		
<hr/>											
RPI S	Opponent	Score	RPI S	Opponent	Score	RPI S	Opponent	Score	RPI S	Opponent	Score
21 H	Marquette	0 3	39 A	Creighton	0 3	56 H	Xavier	0 3	140 A	St. John's (NY)	0 3
						63 A	Seton Hall	0 3	140 H	St. John's (NY)	1 3
						63 H	Seton Hall	0 3	156 A	Villanova	0 3
						83 H	Butler	0 3	156 H	Villanova	0 3
						84 N	West Virginia	0 3	172 A	Georgetown	0 3
									202 A	Brown	0 3
									221 N	Southern Utah	0 3
									232 A	Navy	1 3
									236 N	Gardner-Webb	0 3
									262 A	Niagara	1 3
									264 N	Hartford	2 3
									271 H	Morgan St.	1 3
									273 A	Central Conn. St.	3 2
									293 H	DePaul	0 3
									310 A	Bryant	0 3
									315 N	NJIT	3 2
									318 N	Citadel	1 3
									325 H	Fairleigh Dickinson	3 1
									329 H	Quinnipiac	3 0
<hr/>											
			LAST 10 GAMES								
			63 H	Seton Hall	0 3	83 H	Butler	0 3			
			156 H	Villanova	0 3	56 H	Xavier	0 3			
			140 H	St. John's (NY)	1 3	140 A	St. John's (NY)	0 3			
			39 A	Creighton	0 3	156 A	Villanova	0 3			
			172 A	Georgetown	0 3	293 H	DePaul	0 3			

Non-Div. I Games:

Providence


























Average RPI Win:	293	WON-LOST RECORD	WINNING PCT. RANK	LAST 10 GAMES		STRENGTH OF SCHEDULE	OPP. STRENGTH OF SCHEDULE	TEAM RPI	ADJ RPI	CONF. RPI	ADJ CONF. RPI
DIV. I ONLY		4- 22	.15385 312	2- 8		257	232	306	.33926 302	26	26
DIV. I NON-CONF.		2- 11	.15385 300	0- 1		177	180	282	.39543 278	26	25
TOTALS	RPI 1-25		RPI 26-50		W-L RECORDS		RPI 51-100		RPI 101-150		RPI 150+
4- 22	0- 0		0- 0		OVERALL		0- 3		0- 7		4- 12
0- 5	0- 0		0- 0		HOME		0- 1		0- 1		0- 3
2- 12	0- 0		0- 0		AWAY		0- 2		0- 5		2- 5
2- 5	0- 0		0- 0		NEUTRAL		0- 0		0- 1		2- 4
2- 11	0- 0		0- 0		NON-CONFERENCE		0- 3		0- 5		2- 3
0- 1	0- 0		0- 0		HOME		0- 1		0- 0		0- 0
0- 6	0- 0		0- 0		AWAY		0- 2		0- 4		0- 0
2- 4	0- 0		0- 0		NEUTRAL		0- 0		0- 1		2- 3
2- 11	0- 0		0- 0		CONFERENCE		0- 0		0- 2		2- 9
0- 4	0- 0		0- 0		HOME		0- 0		0- 1		0- 3
2- 6	0- 0		0- 0		AWAY		0- 0		0- 1		2- 5
0- 1	0- 0		0- 0		NEUTRAL		0- 0		0- 0		0- 1
RPI S Opponent	Score		RPI S Opponent	Score		RPI S Opponent	Score		RPI S Opponent	Score	
						51 A Baylor	0 3		109 A Texas Tech	0 3	
						80 H Texas-Arlington	0 3		128 A Texas St.	0 3	
						99 A TCU	1 3		130 H Central Ark.	2 3	
									136 A Stephen F. Austin	0 3	
									141 A La.-Lafayette	1 3	
									146 A North Texas	1 3	
									146 N North Texas	0 3	
									179 H A&M-Corpus Christi	1 3	
									179 N A&M-Corpus Christi	0 3	
									182 A Sam Houston St.	0 3	
									199 H Houston Baptist	1 3	
									213 N Utah Valley	1 3	
									217 N Air Force	0 3	
									244 A Northwestern St.	2 3	
									248 N Portland	0 3	
									253 A Incarnate Word	2 3	
									253 H Incarnate Word	2 3	
									256 A Southeastern La.	3 1	
									274 A Nicholls St.	2 3	
									282 A Lamar	2 3	
									285 N Weber St.	3 0	
									312 N Jackson St.	3 1	
									320 A New Orleans	3 0	
					LAST 10 GAMES						
					253 H Incarnate Word	2 3	179 H A&M-Corpus Christi	1 3			
					274 A Nicholls St.	2 3	199 H Houston Baptist	1 3			
					141 A La.-Lafayette	1 3	182 A Sam Houston St.	0 3			
					256 A Southeastern La.	3 1	282 A Lamar	2 3			
					320 A New Orleans	3 0	136 A Stephen F. Austin	0 3			

Non-Div. I Games:

Abilene Christian

T
e
x
.
-
P
a
n
A
m
e
r
i
c
a
n

Tex.-Pan American

Average RPI Win: 302		WON-LOST	WINNING	LAST 10	STRENGTH OF		OPP. STRENGTH	TEAM	ADJ		CONF.	ADJ CONF.
Average RPI Loss: 198		RECORD	PCT. RANK	GAMES	SCHEDULE		OF SCHEDULE	RPI	RPI		RPI	RPI
DIV. I ONLY		4- 17	.19048	307	2- 8		269	279	305		.33545	304
DIV. I NON-CONF.		1- 7	.125	306	0- 0		289	245	319		.33776	314
TOTALS		RPI 1-25	RPI 26-50		W-L RECORDS		RPI 51-100		RPI 101-150		RPI 150+	
4- 17		0- 0	0- 0		OVERALL		0- 2		0- 1		4- 14	
2- 6		0- 0	0- 0		HOME		0- 1		0- 0		2- 5	
1- 8		0- 0	0- 0		AWAY		0- 1		0- 0		1- 7	
1- 3		0- 0	0- 0		NEUTRAL		0- 0		0- 1		1- 2	
1- 7		0- 0	0- 0		NON-CONFERENCE		0- 0		0- 1		1- 6	
0- 2		0- 0	0- 0		HOME		0- 0		0- 0		0- 2	
0- 2		0- 0	0- 0		AWAY		0- 0		0- 0		0- 2	
1- 3		0- 0	0- 0		NEUTRAL		0- 0		0- 1		1- 2	
3- 10		0- 0	0- 0		CONFERENCE		0- 2		0- 0		3- 8	
2- 4		0- 0	0- 0		HOME		0- 1		0- 0		2- 3	
1- 6		0- 0	0- 0		AWAY		0- 1		0- 0		1- 5	
0- 0		0- 0	0- 0		NEUTRAL		0- 0		0- 0		0- 0	
RPI S	Opponent	Score	RPI S	Opponent	Score	RPI S	Opponent	Score	RPI S	Opponent	Score	
						96 A American		0 	109 N Texas Tech		2 	
						96 H American		1 	168 H UConn		1 	
									192 A Cal St. Fullerton		1 	
									200 A Army		2 	
									200 H Army		1 	
									209 N Fairfield		1 	
									210 A Lehigh		0 	
									211 A Colgate		0 	
									211 H Colgate		1 	
									215 A Columbia		0 	
									224 N Stony Brook		0 	
									232 A Navy		2 	
									232 H Navy		2 	
									279 H Cornell		0 	
									286 A Holy Cross		1 	
									286 H Holy Cross		3	1
									291 N Sacred Heart		3	2
									305 H Lafayette		3	0
									324 A Loyola Maryland		3	0
LAST 10 GAMES												
						96 H American		1 	211 H Colgate		1 	
						232 H Navy		2 	324 A Loyola Maryland		3	0
						200 A Army		2 	305 H Lafayette		3	0
						286 A Holy Cross		1 	210 A Lehigh		0 	
						211 A Colgate		0 	232 A Navy		2 	

Non-Div. I Games:

Bucknell

Average RPI Win:	323	WON-LOST	WINNING	LAST 10	STRENGTH OF	OPP. STRENGTH	TEAM	ADJ	CONF.	ADJ CONF.	
Average RPI Loss:	189	RECORD	PCT. RANK	GAMES	SCHEDULE	OF SCHEDULE	RPI	RPI	RPI	RPI	
DIV. I ONLY		5- 20	.2 305	1- 9	281	293	308	.33451	305	27	27
DIV. I NON-CONF.		3- 9	.25 274	0- 1	300	276	302	.36895	294	27	27
<hr/>											
TOTALS	RPI 1-25	RPI 26-50		W-L RECORDS		RPI 51-100		RPI 101-150		RPI 150+	
5- 20	0- 0	0- 3		OVERALL		0- 2		0- 2		5- 13	
3- 9	0- 0	0- 0		HOME		0- 1		0- 1		3- 7	
1- 7	0- 0	0- 0		AWAY		0- 1		0- 1		1- 5	
1- 4	0- 0	0- 3		NEUTRAL		0- 0		0- 0		1- 1	
<hr/>											
3- 9	0- 0	0- 3		NON-CONFERENCE		0- 0		0- 2		3- 4	
2- 3	0- 0	0- 0		HOME		0- 0		0- 1		2- 2	
0- 2	0- 0	0- 0		AWAY		0- 0		0- 1		0- 1	
1- 4	0- 0	0- 3		NEUTRAL		0- 0		0- 0		1- 1	
<hr/>											
2- 11	0- 0	0- 0		CONFERENCE		0- 2		0- 0		2- 9	
1- 6	0- 0	0- 0		HOME		0- 1		0- 0		1- 5	
1- 5	0- 0	0- 0		AWAY		0- 1		0- 0		1- 4	
0- 0	0- 0	0- 0		NEUTRAL		0- 0		0- 0		0- 0	
<hr/>											
RPI S	Opponent	Score	RPI S	Opponent	Score	RPI S	Opponent	Score	RPI S	Opponent	Score
			35 N	Oregon St.	0 3	96 A	American	0 3	112 A	Hofstra	1 3
			37 N	Santa Clara	0 3	96 H	American	0 3	149 H	Marist	0 3
			48 N	Pacific	0 3				162 A	Seattle	0 3
									200 H	Army	2 3
									210 A	Lehigh	0 3
									210 H	Lehigh	1 3
									211 A	Colgate	0 3
									211 H	Colgate	0 3
									232 A	Navy	0 3
									232 H	Navy	0 3
									286 H	Holy Cross	2 3
									304 A	Bucknell	0 3
									313 H	Saint Peter's	1 3
									315 H	NJIT	0 3
									321 H	Delaware St.	3 2
									322 H	St. Francis Brooklyn	3 2
									322 N	St. Francis Brooklyn	3 1
									324 A	Loyola Maryland	3 1
									324 H	Loyola Maryland	3 0
									329 N	Quinnipiac	2 3
<hr/>											
LAST 10 GAMES											
			324 H	Loyola Maryland	3 0	210 A	Lehigh	0 3			
			96 H	American	0 3	200 H	Army	2 3			
			232 A	Navy	0 3	286 H	Holy Cross	2 3			
			211 H	Colgate	0 3	304 A	Bucknell	0 3			
			211 A	Colgate	0 3	315 H	NJIT	0 3			

Non-Div. I Games:

Lafayette

Average RPI Win: 311		WON-LOST	WINNING	LAST 10	STRENGTH OF		OPP. STRENGTH	TEAM	ADJ	CONF.	ADJ CONF.
Average RPI Loss: 222		RECORD	PCT. RANK	GAMES	SCHEDULE		OF SCHEDULE	RPI	RPI	RPI	RPI
DIV. I ONLY		10- 16	.38462	231	2- 8		320	322	303	.33377	306
DIV. I NON-CONF.		4- 9	.30769	256	0- 1		307	302	301	.35519	303
TOTALS		RPI 1-25	RPI 26-50		W-L RECORDS		RPI 51-100		RPI 101-150		RPI 150+
10- 16	0- 0	0- 0		OVERALL		0- 1		0- 0		10- 15	
6- 8	0- 0	0- 0		HOME		0- 0		0- 0		6- 8	
2- 7	0- 0	0- 0		AWAY		0- 1		0- 0		2- 6	
2- 1	0- 0	0- 0		NEUTRAL		0- 0		0- 0		2- 1	
4- 9	0- 0	0- 0		NON-CONFERENCE		0- 1		0- 0		4- 8	
3- 4	0- 0	0- 0		HOME		0- 0		0- 0		3- 4	
0- 4	0- 0	0- 0		AWAY		0- 1		0- 0		0- 3	
1- 1	0- 0	0- 0		NEUTRAL		0- 0		0- 0		1- 1	
6- 7	0- 0	0- 0		CONFERENCE		0- 0		0- 0		6- 7	
3- 4	0- 0	0- 0		HOME		0- 0		0- 0		3- 4	
2- 3	0- 0	0- 0		AWAY		0- 0		0- 0		2- 3	
1- 0	0- 0	0- 0		NEUTRAL		0- 0		0- 0		1- 0	
RPI S	Opponent	Score	RPI S	Opponent	Score	RPI S	Opponent	Score	RPI S	Opponent	Score
						96 A	American	0 3	164 A	UNC Greensboro	0 3
									173 H	Hampton	0 3
									176 A	Howard	0 3
									176 H	Howard	0 3
									181 A	East Carolina	0 3
									221 A	Southern Utah	0 3
									225 H	Campbell	1 3
									237 A	Coppin St.	2 3
									237 H	Coppin St.	2 3
									245 H	Rider	3 1
									254 H	UMBC	0 3
									271 A	Morgan St.	1 3
									271 H	Morgan St.	1 3
									285 H	Weber St.	1 3
									295 N	UC Riverside	1 3
									296 H	South Dakota St.	0 3
									297 H	Binghamton	3 0
									308 H	Norfolk St.	3 0
									309 H	Bethune-Cookman	3 0
									317 N	Alabama A&M	3 1
									321 A	Delaware St.	3 2
									321 H	Delaware St.	3 0
									325 H	Fairleigh Dickinson	3 0
									330 A	N.C. A&T	3 2
									334 N	Savannah St.	3 0
LAST 10 GAMES											
			237 A	Coppin St.	2 3		308 H	Norfolk St.	3 0		
			271 A	Morgan St.	1 3		173 H	Hampton	0 3		
			181 A	East Carolina	0 3		271 H	Morgan St.	1 3		
			176 H	Howard	0 3		237 H	Coppin St.	2 3		
			321 H	Delaware St.	3 0		176 A	Howard	0 3		

Non-Div. I Games:

UMES

I
o
n
a

Iona

Average RPI Win: 271		WON-LOST	WINNING	LAST 10	STRENGTH OF		OPP. STRENGTH	TEAM	ADJ	CONF.	ADJ CONF.
Average RPI Loss: 203		RECORD	PCT. RANK	GAMES	SCHEDULE		OF SCHEDULE	RPI	RPI	RPI	RPI
DIV. I ONLY		1- 21	.04545	330	1- 9		173	304	311	.32287	308
DIV. I NON-CONF.		0- 12	0	318	0- 0		145	273	315	.3502	309
TOTALS		RPI 1-25	RPI 26-50		W-L RECORDS		RPI 51-100		RPI 101-150		RPI 150+
1- 21	0- 0	0- 0		OVERALL		0- 2		0- 3		1- 16	
1- 3	0- 0	0- 0		HOME		0- 0		0- 0		1- 3	
0- 10	0- 0	0- 0		AWAY		0- 2		0- 1		0- 7	
0- 8	0- 0	0- 0		NEUTRAL		0- 0		0- 2		0- 6	
0- 12	0- 0	0- 0		NON-CONFERENCE		0- 2		0- 3		0- 7	
0- 0	0- 0	0- 0		HOME		0- 0		0- 0		0- 0	
0- 4	0- 0	0- 0		AWAY		0- 2		0- 1		0- 1	
0- 8	0- 0	0- 0		NEUTRAL		0- 0		0- 2		0- 6	
1- 9	0- 0	0- 0		CONFERENCE		0- 0		0- 0		1- 9	
1- 3	0- 0	0- 0		HOME		0- 0		0- 0		1- 3	
0- 6	0- 0	0- 0		AWAY		0- 0		0- 0		0- 6	
0- 0	0- 0	0- 0		NEUTRAL		0- 0		0- 0		0- 0	
RPI S	Opponent	Score	RPI S	Opponent	Score	RPI S	Opponent	Score	RPI S	Opponent	Score
						52 A	Pittsburgh	0 3	114 N	UNCW	0 3
						82 A	South Carolina	0 3	134 A	James Madison	0 3
									147 N	Duquesne	0 3
									156 N	Villanova	0 3
									169 N	Eastern Ky.	0 3
									173 A	Hampton	0 3
									173 H	Hampton	0 3
									176 A	Howard	0 3
									176 H	Howard	0 3
									181 A	East Carolina	0 3
									237 A	Coppin St.	1 3
									237 H	Coppin St.	1 3
									262 N	Niagara	1 3
									271 A	Morgan St.	1 3
									271 H	Morgan St.	3 1
									287 N	Tennessee Tech	2 3
									299 N	Charleston So.	1 3
									306 A	UMES	0 3
									318 N	Citadel	1 3
									321 A	Delaware St.	0 3
LAST 10 GAMES											
						176 A	Howard	0 3	321 A	Delaware St.	0 3
						237 H	Coppin St.	1 3	176 H	Howard	0 3
						271 H	Morgan St.	3 1	271 A	Morgan St.	1 3
						173 H	Hampton	0 3	237 A	Coppin St.	1 3
						306 A	UMES	0 3	173 A	Hampton	0 3

Non-Div. I Games:

Norfolk St.

Average RPI Win:	315	WON-LOST	WINNING	LAST 10	STRENGTH OF	OPP. STRENGTH	TEAM	ADJ	CONF.	ADJ CONF.		
Average RPI Loss:	190	RECORD	PCT. RANK	GAMES	SCHEDULE	OF SCHEDULE	RPI	RPI	RPI	RPI		
DIV. I ONLY		9- 19	.32143	259	4- 6	323	314	310	.32179	309	31	31
DIV. I NON-CONF.		2- 16	.11111	312	0- 4	186	212	297	.35329	304	31	31
<hr/>												
TOTALS	RPI 1-25	RPI 26-50		W-L RECORDS		RPI 51-100		RPI 101-150		RPI 150+		
9- 19	0- 0	0- 0		OVERALL		0- 2		0- 3		9- 14		
4- 4	0- 0	0- 0		HOME		0- 1		0- 0		4- 3		
3- 8	0- 0	0- 0		AWAY		0- 1		0- 1		3- 6		
2- 7	0- 0	0- 0		NEUTRAL		0- 0		0- 2		2- 5		
<hr/>												
2- 16	0- 0	0- 0		NON-CONFERENCE		0- 2		0- 3		2- 11		
0- 4	0- 0	0- 0		HOME		0- 1		0- 0		0- 3		
0- 5	0- 0	0- 0		AWAY		0- 1		0- 1		0- 3		
2- 7	0- 0	0- 0		NEUTRAL		0- 0		0- 2		2- 5		
<hr/>												
7- 3	0- 0	0- 0		CONFERENCE		0- 0		0- 0		7- 3		
4- 0	0- 0	0- 0		HOME		0- 0		0- 0		4- 0		
3- 3	0- 0	0- 0		AWAY		0- 0		0- 0		3- 3		
0- 0	0- 0	0- 0		NEUTRAL		0- 0		0- 0		0- 0		
<hr/>												
RPI S	Opponent	Score	RPI S	Opponent	Score	RPI S	Opponent	Score	RPI S	Opponent	Score	
						66 H	FGCU	1 3	113 N	UC Irvine	0 3	
						73 A	New Mexico	0 3	122 A	Fla. Atlantic	0 3	
									122 N	Fla. Atlantic	0 3	
									174 A	Stetson	1 3	
									174 H	Stetson	1 3	
									174 N	Stetson	0 3	
									184 A	Florida A&M	0 3	
									185 A	Jacksonville	1 3	
									185 H	Jacksonville	0 3	
									206 A	North Florida	0 3	
									206 H	North Florida	1 3	
									223 N	Georgia St.	2 3	
									225 N	Campbell	3 2	
									245 N	Rider	1 3	
									261 N	McNeese St.	1 3	
									269 N	Montana St.	1 3	
									297 N	Binghamton	3 0	
									306 A	UMES	0 3	
									327 A	N.C. Central	3 0	
									327 H	N.C. Central	3 2	
									330 A	N.C. A&T	2 3	
									330 H	N.C. A&T	3 2	
									331 A	South Carolina St.	3 2	
									331 H	South Carolina St.	3 0	
									334 A	Savannah St.	3 0	
									334 H	Savannah St.	3 0	

Average RPI Win: 307		WON-LOST RECORD	WINNING PCT. RANK		LAST 10 GAMES		STRENGTH OF SCHEDULE		OPP. STRENGTH OF SCHEDULE		TEAM RPI	ADJ RPI		CONF. RPI	ADJ CONF. RPI
Average RPI Loss: 216															
DIV. I ONLY		9- 21	.3	267	5- 5		305		308		304	.31614	310	30	30
DIV. I NON-CONF.		5- 15	.25	274	1- 0		298		298		305	.33399	317	29	30
TOTALS		RPI 1-25		RPI 26-50		W-L RECORDS		RPI 51-100		RPI 101-150		RPI 150+			
9- 21		0- 0		0- 0		OVERALL		0- 2		0- 2		9- 17			
6- 6		0- 0		0- 0		HOME		0- 1		0- 1		6- 4			
2- 9		0- 0		0- 0		AWAY		0- 1		0- 0		2- 8			
1- 6		0- 0		0- 0		NEUTRAL		0- 0		0- 1		1- 5			
5- 15		0- 0		0- 0		NON-CONFERENCE		0- 1		0- 2		5- 12			
3- 4		0- 0		0- 0		HOME		0- 1		0- 1		3- 2			
1- 5		0- 0		0- 0		AWAY		0- 0		0- 0		1- 5			
1- 6		0- 0		0- 0		NEUTRAL		0- 0		0- 1		1- 5			
4- 6		0- 0		0- 0		CONFERENCE		0- 1		0- 0		4- 5			
3- 2		0- 0		0- 0		HOME		0- 0		0- 0		3- 2			
1- 4		0- 0		0- 0		AWAY		0- 1		0- 0		1- 3			
0- 0		0- 0		0- 0		NEUTRAL		0- 0		0- 0		0- 0			
RPI	S	Opponent	Score	RPI	S	Opponent	Score	RPI	S	Opponent	Score	RPI	S	Opponent	Score
								65	A	LIU Brooklyn	0 3	112	N	Hofstra	0 3
								91	H	Towson	0 3	140	H	St. John's (NY)	0 3
												168	A	UConn	1 3
												195	A	Dartmouth	0 3
												198	N	Drake	0 3
												200	H	Army	1 3
												215	N	Columbia	0 3
												229	A	Robert Morris	2 3
												229	H	Robert Morris	2 3
												231	H	New Hampshire	1 3
												252	N	Austin Peay	0 3
												264	A	Hartford	0 3
												264	N	Hartford	1 3
												265	N	La Salle	2 3
												270	A	Akron	0 3
												273	A	Central Conn. St.	1 3
												273	H	Central Conn. St.	0 3
												286	A	Holy Cross	3 2
												290	A	Saint Francis (PA)	1 3
												290	H	Saint Francis (PA)	3 2
												291	H	Sacred Heart	3 1
												297	N	Binghamton	3 1
												301	H	Providence	3 0
												307	A	Iona	1 3
												322	A	St. Francis Brooklyn	3 0
												325	H	Fairleigh Dickinson	3 0
												326	H	UMass Lowell	3 1
LAST 10 GAMES															
						229	A	Robert Morris	2 3			291	H	Sacred Heart	3 1
						290	A	Saint Francis (PA)	1 3			322	A	St. Francis Brooklyn	3 0
						286	A	Holy Cross	3 2			65	A	LIU Brooklyn	0 3
						273	H	Central Conn. St.	0 3			229	H	Robert Morris	2 3
						325	H	Fairleigh Dickinson	3 0			290	H	Saint Francis (PA)	3 2

Non-Div. I Games:

Bryant

RPI	S	Opponent	Score	
326	H	UMass Lowell	3	1

B
r
y
a
n
t

B
r
y
a
n
t

Bryant

[illegible]

Non-Div. I Games:

Southern U.

Average RPI Win:	315	WON-LOST	WINNING	LAST 10	STRENGTH OF	OPP. STRENGTH	TEAM	ADJ	CONF.	ADJ CONF.	
Average RPI Loss:	211	RECORD	PCT. RANK	GAMES	SCHEDULE	OF SCHEDULE	RPI	RPI	RPI	RPI	
DIV. I ONLY	6- 19	.24	285	5- 5	304	320	313	.31351	312	33	33
DIV. I NON-CONF.	1- 14	.06667	317	1- 1	160	262	303	.35204	305	33	32
<hr/>											
TOTALS	RPI 1-25	RPI 26-50		W-L RECORDS		RPI 51-100		RPI 101-150		RPI 150+	
6- 19	0- 0	0- 0		OVERALL		0- 3		0- 4		6- 12	
3- 3	0- 0	0- 0		HOME		0- 0		0- 0		3- 3	
3- 7	0- 0	0- 0		AWAY		0- 2		0- 1		3- 4	
0- 9	0- 0	0- 0		NEUTRAL		0- 1		0- 3		0- 5	
<hr/>											
1- 14	0- 0	0- 0		NON-CONFERENCE		0- 3		0- 4		1- 7	
1- 1	0- 0	0- 0		HOME		0- 0		0- 0		1- 1	
0- 4	0- 0	0- 0		AWAY		0- 2		0- 1		0- 1	
0- 9	0- 0	0- 0		NEUTRAL		0- 1		0- 3		0- 5	
<hr/>											
5- 5	0- 0	0- 0		CONFERENCE		0- 0		0- 0		5- 5	
2- 2	0- 0	0- 0		HOME		0- 0		0- 0		2- 2	
3- 3	0- 0	0- 0		AWAY		0- 0		0- 0		3- 3	
0- 0	0- 0	0- 0		NEUTRAL		0- 0		0- 0		0- 0	
<hr/>											
RPI S	Opponent	Score	RPI S	Opponent	Score	RPI S	Opponent	Score	RPI S	Opponent	Score
						60 A	Ole Miss	1 3	104 N	Denver	0 3
						80 A	Texas-Arlington	0 3	132 N	Samford	0 3
						80 N	Texas-Arlington	0 3	146 A	North Texas	0 3
									148 N	Houston	0 3
									213 N	Utah Valley	0 3
									253 N	Incarnate Word	0 3
									256 H	Southeastern La.	0 3
									259 A	Texas Southern	2 3
									261 A	McNeese St.	1 3
									261 H	McNeese St.	3 2
									267 N	Louisiana Tech	0 3
									267 N	Louisiana Tech	0 3
									281 A	Alabama St.	1 3
									281 H	Alabama St.	0 3
									302 N	Abilene Christian	1 3
									311 A	Southern U.	2 3
									316 A	Prairie View	3 0
									317 A	Alabama A&M	3 0
									317 H	Alabama A&M	0 3
									328 A	Mississippi Val.	3 0
									332 H	Grambling	3 1
									333 H	Alcorn	3 0
<hr/>											
LAST 10 GAMES											
						281 A	Alabama St.	1 3	328 A	Mississippi Val.	3 0
						317 A	Alabama A&M	3 0	256 H	Southeastern La.	0 3
						317 H	Alabama A&M	0 3	261 H	McNeese St.	3 2
						333 H	Alcorn	3 0	259 A	Texas Southern	2 3
						281 H	Alabama St.	0 3	316 A	Prairie View	3 0

Non-Div. I Games:

Jackson St.

Average RPI Win:	318	WON-LOST	WINNING	LAST 10	STRENGTH OF	OPP. STRENGTH	TEAM	ADJ	CONF.	ADJ CONF.			
Average RPI Loss:	231	RECORD	PCT. RANK	GAMES	SCHEDULE	OF SCHEDULE	RPI	RPI	RPI	RPI			
DIV. I ONLY	6- 18	.25	281	2- 8	302	316	309	.31316	313	28	28		
DIV. I NON-CONF.	3- 6	.33333	244	0- 0	288	327	287	.38162	288	30	29		
<hr/>													
TOTALS	RPI 1-25	RPI 26-50		W-L RECORDS		RPI 51-100		RPI 101-150		RPI 150+			
6- 18	0- 0	0- 0		OVERALL		0- 1		0- 2		6- 15			
3- 4	0- 0	0- 0		HOME		0- 0		0- 0		3- 4			
2- 12	0- 0	0- 0		AWAY		0- 1		0- 2		2- 9			
1- 2	0- 0	0- 0		NEUTRAL		0- 0		0- 0		1- 2			
3- 6	0- 0	0- 0		NON-CONFERENCE		0- 1		0- 1		3- 4			
1- 0	0- 0	0- 0		HOME		0- 0		0- 0		1- 0			
1- 4	0- 0	0- 0		AWAY		0- 1		0- 1		1- 2			
1- 2	0- 0	0- 0		NEUTRAL		0- 0		0- 0		1- 2			
3- 12	0- 0	0- 0		CONFERENCE		0- 0		0- 1		3- 11			
2- 4	0- 0	0- 0		HOME		0- 0		0- 0		2- 4			
1- 8	0- 0	0- 0		AWAY		0- 0		0- 1		1- 7			
0- 0	0- 0	0- 0		NEUTRAL		0- 0		0- 0		0- 0			
RPI	S	Opponent	Score	RPI	S	Opponent	Score	RPI	S	Opponent	Score		
						91 A	Towson	0	3	140 A	St. John's (NY)	0	3
										149 A	Marist	0	3
										209 A	Fairfield	1	3
										209 H	Fairfield	1	3
										210 A	Lehigh	0	3
										222 A	Manhattan	0	3
										222 H	Manhattan	1	3
										237 N	Coppin St.	2	3
										240 A	Siena	0	3
										245 A	Rider	0	3
										262 A	Niagara	1	3
										262 H	Niagara	1	3
										265 N	La Salle	1	3
										289 A	Canisius	1	3
										289 H	Canisius	0	3
										305 A	Lafayette	3	1
										307 A	Iona	0	3
										307 H	Iona	3	2
										315 A	NJIT	1	3
										315 H	NJIT	3	1
										321 N	Delaware St.	3	1
										329 A	Quinnipiac	3	0
										329 H	Quinnipiac	3	2
						LAST 10 GAMES							
						289 H	Canisius	0	3	149 A	Marist	0	3
						262 H	Niagara	1	3	240 A	Siena	0	3
						209 A	Fairfield	1	3	307 A	Iona	0	3
						329 A	Quinnipiac	3	0	209 H	Fairfield	1	3
						222 A	Manhattan	0	3	329 H	Quinnipiac	3	2

Non-Div. I Games:

Saint Peter's

Average RPI Win:	297	WON-LOST RECORD	WINNING PCT. RANK	LAST 10 GAMES	STRENGTH OF SCHEDULE	OPP. STRENGTH OF SCHEDULE	TEAM RPI	ADJ RPI	CONF. RPI	ADJ CONF. RPI	
DIV. I ONLY	4- 20	.16667	309	1- 9	312	186	315	.3126	314	10	10
DIV. I NON-CONF.	3- 10	.23077	282	0- 0	323	259	326	.31462	322	11	11
TOTALS	RPI 1-25	RPI 26-50	W-L RECORDS	RPI 51-100	RPI 101-150	RPI 150+					
4- 20	0- 0	0- 0	OVERALL	0- 3	0- 6	4- 11					
1- 6	0- 0	0- 0	HOME	0- 2	0- 1	1- 3					
1- 8	0- 0	0- 0	AWAY	0- 1	0- 3	1- 4					
2- 6	0- 0	0- 0	NEUTRAL	0- 0	0- 2	2- 4					
3- 10	0- 0	0- 0	NON-CONFERENCE	0- 0	0- 3	3- 7					
0- 1	0- 0	0- 0	HOME	0- 0	0- 0	0- 1					
1- 3	0- 0	0- 0	AWAY	0- 0	0- 1	1- 2					
2- 6	0- 0	0- 0	NEUTRAL	0- 0	0- 2	2- 4					
1- 10	0- 0	0- 0	CONFERENCE	0- 3	0- 3	1- 4					
1- 5	0- 0	0- 0	HOME	0- 2	0- 1	1- 2					
0- 5	0- 0	0- 0	AWAY	0- 1	0- 2	0- 2					
0- 0	0- 0	0- 0	NEUTRAL	0- 0	0- 0	0- 0					
RPI S	Opponent	Score	RPI S	Opponent	Score	RPI S	Opponent	Score	RPI S	Opponent	Score
						57 H	UNLV	0 3	107 N	Liberty	0 3
						73 A	New Mexico	1 3	108 H	San Diego St.	0 3
						73 H	New Mexico	0 3	123 A	Utah St.	1 3
									131 A	Boise St.	1 3
									142 A	UC Davis	0 3
									145 N	Maryland	0 3
									160 H	St. Mary's (CA)	0 3
									197 A	Cal Poly	0 3
									217 A	Air Force	1 3
									217 H	Air Force	1 3
									234 N	Grand Canyon	0 3
									235 N	Bakersfield	1 3
									242 A	Fresno St.	0 3
									242 H	Fresno St.	3 1
									247 H	Nevada	0 3
									248 N	Portland	1 3
									276 A	Elon	1 3
									280 N	Sacramento St.	2 3
									296 N	South Dakota St.	3 2
									323 A	Chicago St.	3 1
									326 N	UMass Lowell	3 0
			LAST 10 GAMES								
			242 H	Fresno St.	3 1	57 H	UNLV	0 3			
			247 H	Nevada	0 3	131 A	Boise St.	1 3			
			73 A	New Mexico	1 3	123 A	Utah St.	1 3			
			217 A	Air Force	1 3	242 A	Fresno St.	0 3			
			108 H	San Diego St.	0 3	217 H	Air Force	1 3			

Non-Div. I Games:

San Jose St.

Average RPI Win: 310		WON-LOST	WINNING	LAST 10	STRENGTH OF	OPP. STRENGTH	TEAM	ADJ	CONF.	ADJ CONF.		
Average RPI Loss: 229		RECORD	PCT. RANK	GAMES	SCHEDULE	OF SCHEDULE	RPI	RPI	RPI	RPI		
DIV. I ONLY		8- 19	.2963	268	4- 6	319	311	312	.30899	315	32	32
DIV. I NON-CONF.		8- 19	.2963	264	4- 6	316	311	317	.30899	324	32	33
<hr/>												
TOTALS		RPI 1-25		RPI 26-50		W-L RECORDS		RPI 51-100		RPI 101-150		RPI 150+
8- 19		0- 0		0- 0		OVERALL		0- 0		0- 2		8- 17
3- 3		0- 0		0- 0		HOME		0- 0		0- 0		3- 3
4- 8		0- 0		0- 0		AWAY		0- 0		0- 0		4- 7
1- 8		0- 0		0- 0		NEUTRAL		0- 0		0- 2		1- 6
8- 19		0- 0		0- 0		NON-CONFERENCE		0- 0		0- 2		8- 17
3- 3		0- 0		0- 0		HOME		0- 0		0- 0		3- 3
4- 8		0- 0		0- 0		AWAY		0- 0		0- 0		4- 8
1- 8		0- 0		0- 0		NEUTRAL		0- 0		0- 2		1- 6
0- 0		0- 0		0- 0		CONFERENCE		0- 0		0- 0		0- 0
0- 0		0- 0		0- 0		HOME		0- 0		0- 0		0- 0
0- 0		0- 0		0- 0		AWAY		0- 0		0- 0		0- 0
0- 0		0- 0		0- 0		NEUTRAL		0- 0		0- 0		0- 0
RPI	S	Opponent	Score	RPI	S	Opponent	Score	RPI	S	Opponent	Score	
										112 N Hofstra	0	3
										143 N Cincinnati	0	3
										154 A Rhode Island	0	3
										173 H Hampton	0	3
										178 N Rutgers	0	3
										200 A Army	0	3
										210 H Lehigh	0	3
										222 N Manhattan	1	3
										222 N Manhattan	0	3
										229 H Robert Morris	2	3
										231 A New Hampshire	0	3
										237 N Coppin St.	0	3
										245 A Rider	0	3
										264 N Hartford	1	3
										265 A La Salle	3	1
										273 A Central Conn. St.	0	3
										301 N Providence	2	3
										305 A Lafayette	3	0
										307 H Iona	3	2
										313 A Saint Peter's	1	3
										313 H Saint Peter's	3	1
										321 A Delaware St.	3	0
										321 H Delaware St.	3	0
										322 A St. Francis Brooklyn	0	3
										324 N Loyola Maryland	3	1
										325 A Fairleigh Dickinson	3	1
										326 A UMass Lowell	1	3
				LAST 10 GAMES								
				173 H Hampton	0	3	200 A Army	0	3	321 H Delaware St.	3	0
				245 A Rider	0	3	229 H Robert Morris	2	3	322 A St. Francis Brooklyn	0	3
				321 H Delaware St.	3	0	313 A Saint Peter's	1	3	324 N Loyola Maryland	3	1
				307 H Iona	3	2	321 A Delaware St.	3	0	325 A Fairleigh Dickinson	3	1
				210 H Lehigh	0	3	305 A Lafayette	3	0	326 A UMass Lowell	1	3

Non-Div. I Games:

NJIT

Average RPI Win: 320		WON-LOST	WINNING	LAST 10	STRENGTH OF		OPP. STRENGTH	TEAM	ADJ	CONF.	ADJ CONF.
Average RPI Loss: 217		RECORD	PCT. RANK	GAMES	SCHEDULE		OF SCHEDULE	RPI	RPI	RPI	RPI
DIV. I ONLY		5- 16	.2381	287	2- 6		315	321	317	.30501	316
DIV. I NON-CONF.		1- 10	.09091	314	0- 1		154	249	295	.36675	296
TOTALS		RPI 1-25	RPI 26-50		W-L RECORDS		RPI 51-100		RPI 101-150		RPI 150+
5- 16	0- 0	0- 2		OVERALL		0- 1		0- 1		5- 12	
1- 4	0- 0	0- 0		HOME		0- 0		0- 0		1- 4	
1- 7	0- 0	0- 0		AWAY		0- 1		0- 1		1- 5	
3- 5	0- 0	0- 2		NEUTRAL		0- 0		0- 0		3- 3	
1- 10	0- 0	0- 2		NON-CONFERENCE		0- 1		0- 1		1- 6	
0- 1	0- 0	0- 0		HOME		0- 0		0- 0		0- 1	
0- 4	0- 0	0- 0		AWAY		0- 1		0- 1		0- 2	
1- 5	0- 0	0- 2		NEUTRAL		0- 0		0- 0		1- 3	
4- 6	0- 0	0- 0		CONFERENCE		0- 0		0- 0		4- 6	
1- 3	0- 0	0- 0		HOME		0- 0		0- 0		1- 3	
1- 3	0- 0	0- 0		AWAY		0- 0		0- 0		1- 3	
2- 0	0- 0	0- 0		NEUTRAL		0- 0		0- 0		2- 0	
RPI S	Opponent	Score	RPI S	Opponent	Score	RPI S	Opponent	Score	RPI S	Opponent	Score
39 N	Miami (FL)	0 3	45 N	UALR	0 3	99 A	TCU	0 3	128 A	Texas St.	1 3
									199 A	Houston Baptist	0 3
									199 H	Houston Baptist	1 3
									234 N	Grand Canyon	0 3
									259 A	Texas Southern	1 3
									259 A	Texas Southern	0 3
									259 H	Texas Southern	1 3
									261 A	McNeese St.	1 3
									266 N	La.-Monroe	0 3
									281 H	Alabama St.	3 2
									287 N	Tennessee Tech	0 3
									311 A	Southern U.	2 3
									312 H	Jackson St.	0 3
									319 H	Ark.-Pine Bluff	0 3
									320 N	New Orleans	3 2
									332 A	Grambling	3 1
									332 N	Grambling	3 0
									333 N	Alcorn	3 0
LAST 10 GAMES											
319 H	Ark.-Pine Bluff	0 3	312 H	Jackson St.	0 3						
332 A	Grambling	3 1	281 H	Alabama St.	3 2						
259 H	Texas Southern	1 3	199 A	Houston Baptist	0 3						
311 A	Southern U.	2 3	333 N	Alcorn	3 0						
259 A	Texas Southern	0 3	287 N	Tennessee Tech	0 3						

Non-Div. I Games: Huston-Tillotson 3 0 Huston-Tillotson 3 0

Prairie View

Average RPI Win:	326	WON-LOST RECORD	WINNING PCT. RANK	LAST 10 GAMES	STRENGTH OF SCHEDULE	OPP. STRENGTH OF SCHEDULE	TEAM RPI	ADJ RPI	CONF. RPI	ADJ CONF. RPI										
Average RPI Loss:	221																			
DIV. I ONLY	6- 17	.26087	276	3- 5	322	323	318	.30439	317	33	33									
DIV. I NON-CONF.	2- 15	.11765	310	0- 3	299	305	324	.30633	326	33	32									
<hr/>																				
TOTALS	RPI 1-25	RPI 26-50		W-L RECORDS	RPI 51-100		RPI 101-150		RPI 150+											
6- 17	0- 0	0- 0		OVERALL	0- 0		0- 3		6- 14											
0- 3	0- 0	0- 0		HOME	0- 0		0- 0		0- 3											
5- 8	0- 0	0- 0		AWAY	0- 0		0- 1		5- 6											
1- 6	0- 0	0- 0		NEUTRAL	0- 0		0- 1		1- 5											
<hr/>																				
2- 15	0- 0	0- 0		NON-CONFERENCE	0- 0		0- 3		2- 12											
0- 2	0- 0	0- 0		HOME	0- 0		0- 0		0- 2											
2- 7	0- 0	0- 0		AWAY	0- 0		0- 2		2- 5											
0- 6	0- 0	0- 0		NEUTRAL	0- 0		0- 1		0- 5											
<hr/>																				
4- 2	0- 0	0- 0		CONFERENCE	0- 0		0- 0		4- 2											
0- 1	0- 0	0- 0		HOME	0- 0		0- 0		0- 1											
3- 1	0- 0	0- 0		AWAY	0- 0		0- 0		3- 1											
1- 0	0- 0	0- 0		NEUTRAL	0- 0		0- 0		1- 0											
<hr/>																				
RPI S	Opponent	Score	RPI S	Opponent	Score	RPI S	Opponent	Score	RPI S	Opponent	Score									
									115 A	Georgia Tech	0 3									
									121 N	Georgia	0 3									
									130 A	Central Ark.	0 3									
									163 A	Southern Miss.	0 3									
									163 N	Southern Miss.	0 3									
									164 A	UNC Greensboro	0 3									
									214 A	Troy	0 3									
									233 A	Jacksonville St.	0 3									
									233 H	Jacksonville St.	0 3									
									233 N	Jacksonville St.	0 3									
									257 A	UT Martin	0 3									
									268 H	Tennessee St.	1 3									
									274 N	Nicholls St.	1 3									
									281 A	Alabama St.	0 3									
									283 N	Mercer	0 3									
									306 N	UMES	1 3									
									312 A	Jackson St.	3 0									
									312 H	Jackson St.	0 3									
									319 N	Ark.-Pine Bluff	3 2									
									328 A	Mississippi Val.	3 1									
									330 A	N.C. A&T	3 2									
									333 A	Alcorn	3 1									
									334 A	Savannah St.	3 1									
									<hr/>											
												LAST 10 GAMES								
			312 H Jackson St.			0 3	233 A Jacksonville St.			0 3	334 A Savannah St.									
			333 A Alcorn			3 1	281 A Alabama St.			0 3										
			312 A Jackson St.			3 0	130 A Central Ark.			0 3										
			233 H Jacksonville St.			0 3	121 N Georgia			0 3										
			328 A Mississippi Val.			3 1	115 A Georgia Tech			0 3										

Non-Div. I Games: Stillman 3 0 Fisk 3 0 Albany St. (GA) 3 0

Alabama A&M

Average RPI Win: 325		WON-LOST RECORD	WINNING PCT. RANK		LAST 10 GAMES	STRENGTH OF SCHEDULE	OPP. STRENGTH OF SCHEDULE	TEAM RPI	ADJ RPI	CONF. RPI	ADJ CONF. RPI						
Average RPI Loss: 205																	
DIV. I ONLY		7- 22	.24138	284	1- 9	308	318	314	.30297	318	23	23					
DIV. I NON-CONF.		7- 9	.4375	206	1- 0	327	332	311	.34728	310	25	26					
<hr/>																	
TOTALS		RPI 1-25		RPI 26-50		W-L RECORDS		RPI 51-100		RPI 101-150		RPI 150+					
7- 22		0- 0		0- 0		OVERALL		0- 3		0- 2		7- 17					
2- 8		0- 0		0- 0		HOME		0- 1		0- 1		2- 6					
2- 10		0- 0		0- 0		AWAY		0- 1		0- 1		2- 8					
3- 4		0- 0		0- 0		NEUTRAL		0- 1		0- 0		3- 3					
7- 9		0- 0		0- 0		NON-CONFERENCE		0- 2		0- 0		7- 7					
2- 2		0- 0		0- 0		HOME		0- 0		0- 0		2- 2					
2- 3		0- 0		0- 0		AWAY		0- 1		0- 0		2- 2					
3- 4		0- 0		0- 0		NEUTRAL		0- 1		0- 0		3- 3					
0- 13		0- 0		0- 0		CONFERENCE		0- 1		0- 2		0- 10					
0- 6		0- 0		0- 0		HOME		0- 1		0- 1		0- 4					
0- 7		0- 0		0- 0		AWAY		0- 0		0- 1		0- 6					
0- 0		0- 0		0- 0		NEUTRAL		0- 0		0- 0		0- 0					
RPI	S	Opponent	Score	RPI	S	Opponent	Score	RPI	S	Opponent	Score						
								81	H	Furman	0	3					
								82	A	South Carolina	0	3					
								91	N	Towson	0	3					
										132	A	Samford	0	3			
										132	H	Samford	0	3			
										164	A	UNC Greensboro	0	3			
										169	N	Eastern Ky.	0	3			
										174	H	Stetson	1	3			
										183	A	Western Caro.	0	3			
										183	H	Western Caro.	0	3			
										207	A	East Tenn. St.	0	3			
										221	N	Southern Utah	0	3			
										227	N	Southeast Mo. St.	0	3			
										232	A	Navy	0	3			
										250	A	Chattanooga	0	3			
										250	H	Chattanooga	0	3			
										281	A	Alabama St.	2	3			
										283	A	Mercer	1	3			
										283	H	Mercer	0	3			
										292	A	Wofford	0	3			
										292	H	Wofford	0	3			
										299	H	Charleston So.	1	3			
										301	N	Providence	3	1			
										308	N	Norfolk St.	3	1			
										330	H	N.C. A&T	3	1			
										331	A	South Carolina St.	3	2			
										334	A	Savannah St.	3	0			
										334	H	Savannah St.	3	0			
										334	N	Savannah St.	3	1			
				LAST 10 GAMES													
								292	A	Wofford	0	3	207	A	East Tenn. St.	0	3
								283	A	Mercer	1	3	250	H	Chattanooga	0	3
								334	A	Savannah St.	3	0	132	H	Samford	0	3
								81	H	Furman	0	3	183	A	Western Caro.	0	3
								183	H	Western Caro.	0	3	164	A	UNC Greensboro	0	3

Non-Div. I Games:

Citadel

Average RPI Win: 322		WON-LOST	WINNING	LAST 10	STRENGTH OF		OPP. STRENGTH	TEAM	ADJ	CONF.	ADJ CONF.
Average RPI Loss: 227		RECORD	PCT. RANK	GAMES	SCHEDULE		OF SCHEDULE	RPI	RPI	RPI	RPI
DIV. I ONLY		6- 15	.28571	272	4- 3		325	330	321	.29773	319
DIV. I NON-CONF.		0- 11	0	318	0- 1		236	272	325	.30933	323
TOTALS		RPI 1-25	RPI 26-50		W-L RECORDS		RPI 51-100		RPI 101-150		RPI 150+
6- 15	0- 0	0- 0		OVERALL		0- 2		0- 0		6- 13	
2- 3	0- 0	0- 0		HOME		0- 0		0- 0		2- 3	
3- 6	0- 0	0- 0		AWAY		0- 1		0- 0		3- 4	
1- 6	0- 0	0- 0		NEUTRAL		0- 1		0- 0		1- 5	
0- 11	0- 0	0- 0		NON-CONFERENCE		0- 2		0- 0		0- 9	
0- 1	0- 0	0- 0		HOME		0- 0		0- 0		0- 1	
0- 5	0- 0	0- 0		AWAY		0- 1		0- 0		0- 4	
0- 5	0- 0	0- 0		NEUTRAL		0- 1		0- 0		0- 4	
6- 4	0- 0	0- 0		CONFERENCE		0- 0		0- 0		6- 4	
2- 2	0- 0	0- 0		HOME		0- 0		0- 0		2- 2	
3- 1	0- 0	0- 0		AWAY		0- 0		0- 0		3- 1	
1- 1	0- 0	0- 0		NEUTRAL		0- 0		0- 0		1- 1	
RPI S	Opponent	Score	RPI S	Opponent	Score	RPI S	Opponent	Score	RPI S	Opponent	Score
						77 N	Arkansas St.	0 3	157 N	Indiana St.	0 3
						99 A	TCU	0 3	163 A	Southern Miss.	0 3
									182 N	Sam Houston St.	0 3
									212 N	High Point	0 3
									219 A	SIUE	0 3
									259 A	Texas Southern	0 3
									259 H	Texas Southern	1 3
									267 H	Louisiana Tech	0 3
									268 A	Tennessee St.	0 3
									274 N	Nicholls St.	0 3
									311 A	Southern U.	3 2
									311 H	Southern U.	3 0
									316 A	Prairie View	3 0
									317 N	Alabama A&M	2 3
									320 A	New Orleans	1 3
									328 A	Mississippi Val.	3 1
									328 H	Mississippi Val.	2 3
									332 H	Grambling	3 0
									333 N	Alcorn	3 0
LAST 10 GAMES											
						259 A	Texas Southern	0 3	259 H	Texas Southern	1 3
						316 A	Prairie View	3 0	328 A	Mississippi Val.	3 1
						311 H	Southern U.	3 0	311 A	Southern U.	3 2
						332 H	Grambling	3 0	99 A	TCU	0 3
						268 A	Tennessee St.	0 3	182 N	Sam Houston St.	0 3

Non-Div. I Games: Arkansas Tech 0 3 Ark.-Monticello 3 2 Ark.-Monticello 1 3 Ark.-Pine Bluff

Average RPI Win:	317	WON-LOST RECORD	WINNING PCT. RANK	LAST 10 GAMES	STRENGTH OF SCHEDULE	OPP. STRENGTH OF SCHEDULE	TEAM RPI	ADJ RPI	CONF. RPI	ADJ CONF. RPI	
Average RPI Loss:	223										
DIV. I ONLY	6- 21	.22222	295	0- 10	311	325	319	.29007	320	26	26
DIV. I NON-CONF.	6- 7	.46154	184	0- 1	325	334	310	.35032	308	26	25
<hr/>											
TOTALS	RPI 1-25	RPI 26-50		W-L RECORDS		RPI 51-100		RPI 101-150		RPI 150+	
6- 21	0- 0	0- 0		OVERALL		0- 1		0- 4		6- 16	
3- 8	0- 0	0- 0		HOME		0- 0		0- 1		3- 7	
2- 8	0- 0	0- 0		AWAY		0- 0		0- 2		2- 6	
1- 5	0- 0	0- 0		NEUTRAL		0- 1		0- 1		1- 3	
<hr/>											
6- 7	0- 0	0- 0		NON-CONFERENCE		0- 1		0- 0		6- 6	
3- 1	0- 0	0- 0		HOME		0- 0		0- 0		3- 1	
2- 2	0- 0	0- 0		AWAY		0- 0		0- 0		2- 2	
1- 4	0- 0	0- 0		NEUTRAL		0- 1		0- 0		1- 3	
<hr/>											
0- 14	0- 0	0- 0		CONFERENCE		0- 0		0- 4		0- 10	
0- 7	0- 0	0- 0		HOME		0- 0		0- 1		0- 6	
0- 6	0- 0	0- 0		AWAY		0- 0		0- 2		0- 4	
0- 1	0- 0	0- 0		NEUTRAL		0- 0		0- 1		0- 0	
<hr/>											
RPI S	Opponent	Score	RPI S	Opponent	Score	RPI S	Opponent	Score	RPI S	Opponent	Score
						57 N	UNLV	0 3	130 A	Central Ark.	1 3
									130 H	Central Ark.	0 3
									136 A	Stephen F. Austin	0 3
									136 N	Stephen F. Austin	0 3
									163 H	Southern Miss.	0 3
									179 H	A&M-Corpus Christi	0 3
									199 H	Houston Baptist	0 3
									234 N	Grand Canyon	0 3
									244 A	Northwestern St.	0 3
									253 H	Incarnate Word	1 3
									256 A	Southeastern La.	0 3
									256 H	Southeastern La.	0 3
									259 A	Texas Southern	3 1
									261 A	McNeese St.	0 3
									267 A	Louisiana Tech	0 3
									274 A	Nicholls St.	0 3
									274 H	Nicholls St.	1 3
									302 H	Abilene Christian	0 3
									303 N	Tex.-Pan American	1 3
									311 A	Southern U.	2 3
									316 N	Prairie View	2 3
									319 H	Ark.-Pine Bluff	3 1
									328 H	Mississippi Val.	3 0
									332 N	Grambling	3 1
									333 A	Alcorn	3 0
									333 H	Alcorn	3 0
LAST 10 GAMES											
			274 A	Nicholls St.	0 3	244 A	Northwestern St.	0 3			
			261 A	McNeese St.	0 3	256 A	Southeastern La.	0 3			
			253 H	Incarnate Word	1 3	311 A	Southern U.	2 3			
			302 H	Abilene Christian	0 3	274 H	Nicholls St.	1 3			
			136 A	Stephen F. Austin	0 3	130 H	Central Ark.	0 3			

Non-Div. I Games:

New Orleans

[illegible]

Non-Div. I Games:

Delaware St.

Average RPI Win:		322	WON-LOST RECORD		WINNING PCT. RANK		LAST 10 GAMES		STRENGTH OF SCHEDULE		OPP. STRENGTH OF SCHEDULE		TEAM RPI		ADJ RPI		CONF. RPI		ADJ CONF. RPI	
DIV. I ONLY			2- 24	.07692	324	0- 10		287		310		323	.2726	322		30		30		
DIV. I NON-CONF.			2- 14	.125	306	0- 0		239		297		313	.33495	316		29		30		
TOTALS		RPI 1-25		RPI 26-50		W-L RECORDS		RPI 51-100		RPI 101-150		RPI 150+								
2- 24		0- 0		0- 1		OVERALL		0- 2		0- 3		2- 18								
1- 8		0- 0		0- 0		HOME		0- 1		0- 1		1- 6								
0- 9		0- 0		0- 0		AWAY		0- 1		0- 2		0- 6								
1- 7		0- 0		0- 1		NEUTRAL		0- 0		0- 0		1- 6								
2- 14		0- 0		0- 1		NON-CONFERENCE		0- 0		0- 3		2- 10								
1- 3		0- 0		0- 0		HOME		0- 0		0- 1		1- 2								
0- 4		0- 0		0- 0		AWAY		0- 0		0- 2		0- 2								
1- 7		0- 0		0- 1		NEUTRAL		0- 0		0- 0		1- 6								
0- 10		0- 0		0- 0		CONFERENCE		0- 2		0- 0		0- 8								
0- 5		0- 0		0- 0		HOME		0- 1		0- 0		0- 4								
0- 5		0- 0		0- 0		AWAY		0- 1		0- 0		0- 4								
0- 0		0- 0		0- 0		NEUTRAL		0- 0		0- 0		0- 0								
RPI	S	Opponent		Score		RPI	S	Opponent		Score		RPI	S	Opponent		Score				
				37	N	Santa Clara	0	3	65	A	LIU Brooklyn	0	3	112	A	Hofstra	1	3		
									65	H	LIU Brooklyn	0	3	112	H	Hofstra	0	3		
														140	A	St. John's (NY)	0	3		
														166	N	Western Mich.	0	3		
														195	N	Dartmouth	2	3		
														222	H	Manhattan	0	3		
														224	A	Stony Brook	0	3		
														229	A	Robert Morris	0	3		
														231	N	New Hampshire	0	3		
														239	N	Kennesaw St.	1	3		
														242	N	Fresno St.	0	3		
														273	H	Central Conn. St.	2	3		
														290	A	Saint Francis (PA)	0	3		
														291	A	Sacred Heart	0	3		
														291	H	Sacred Heart	0	3		
														305	A	Lafayette	2	3		
														305	N	Lafayette	1	3		
														307	H	Iona	0	3		
														310	H	Bryant	0	3		
														315	H	NJIT	3	0		
														325	A	Fairleigh Dickinson	2	3		
														325	H	Fairleigh Dickinson	0	3		
														329	N	Quinnipiac	3	0		

Non-Div. I Games:

St. Francis Brooklyn

Average RPI Win:	328	WON-LOST RECORD	WINNING PCT. RANK	LAST 10 GAMES	STRENGTH OF SCHEDULE	OPP. STRENGTH OF SCHEDULE	TEAM RPI	ADJ RPI	CONF. RPI	ADJ CONF. RPI			
Average RPI Loss:	212												
DIV. I ONLY	2- 20	.09091	320	0- 10	310	277	326	.27145	323	25	24		
DIV. I NON-CONF.	2- 10	.16667	293	0- 2	334	281	331	.26116	329	24	24		
<hr/>													
TOTALS	RPI 1-25	RPI 26-50		W-L RECORDS	RPI 51-100		RPI 101-150		RPI 150+				
2- 20	0- 0	0- 0		OVERALL	0- 2		0- 2		2- 16				
1- 12	0- 0	0- 0		HOME	0- 1		0- 1		1- 10				
0- 6	0- 0	0- 0		AWAY	0- 1		0- 1		0- 4				
1- 2	0- 0	0- 0		NEUTRAL	0- 0		0- 0		1- 2				
<hr/>													
2- 10	0- 0	0- 0		NON-CONFERENCE	0- 0		0- 1		2- 9				
1- 7	0- 0	0- 0		HOME	0- 0		0- 1		1- 6				
0- 1	0- 0	0- 0		AWAY	0- 0		0- 0		0- 1				
1- 2	0- 0	0- 0		NEUTRAL	0- 0		0- 0		1- 2				
<hr/>													
0- 10	0- 0	0- 0		CONFERENCE	0- 2		0- 1		0- 7				
0- 5	0- 0	0- 0		HOME	0- 1		0- 0		0- 4				
0- 5	0- 0	0- 0		AWAY	0- 1		0- 1		0- 3				
0- 0	0- 0	0- 0		NEUTRAL	0- 0		0- 0		0- 0				
<hr/>													
RPI S	Opponent	Score	RPI S	Opponent	Score	RPI S	Opponent	Score	RPI S	Opponent	Score		
						86 A	UMKC	0	3	118 H	Valparaiso	0	3
						86 H	UMKC	0	3	126 A	New Mexico St.	0	3
						157 A	Indiana St.	1	3				
						162 H	Seattle	1	3				
						194 H	Ill.-Chicago	0	3				
						201 H	Syracuse	0	3				
						213 H	Utah Valley	0	3				
						218 H	Green Bay	1	3				
						234 A	Grand Canyon	0	3				
						234 H	Grand Canyon	2	3				
						235 A	Bakersfield	0	3				
						235 H	Bakersfield	0	3				
						270 N	Akron	1	3				
						272 N	Wright St.	0	3				
						293 H	DePaul	0	3				
						296 H	South Dakota St.	2	3				
						303 A	Tex.-Pan American	1	3				
						314 H	San Jose St.	1	3				
						326 H	UMass Lowell	3	2				
						330 N	N.C. A&T	3	2				
			LAST 10 GAMES										
			235 H	Bakersfield	0	3	126 A	New Mexico St.	0	3			
			218 H	Green Bay	1	3	303 A	Tex.-Pan American	1	3			
			86 A	UMKC	0	3	213 H	Utah Valley	0	3			
			86 H	UMKC	0	3	162 H	Seattle	1	3			
			118 H	Valparaiso	0	3	234 A	Grand Canyon	0	3			
<hr/>													
Non-Div. I Games:	Trinity Int'l	3	0	Ind.-Northwest	3	0	Mt. Mercy	3	1	Purdue-North Cent.	3	0	
Chicago St.													

Average RPI Win:	310	WON-LOST	WINNING	LAST 10	STRENGTH OF	OPP. STRENGTH	TEAM	ADJ	CONF.	ADJ CONF.	
Average RPI Loss:	226	RECORD	PCT. RANK	GAMES	SCHEDULE	OF SCHEDULE	RPI	RPI	RPI	RPI	
DIV. I ONLY	2- 23	.08 322	0- 10	277	317	322	.27066 324	27	27		
DIV. I NON-CONF.	2- 11	.15385 300	0- 0	287	323	321	.31568 320	27	27		
<hr/>											
TOTALS	RPI 1-25	RPI 26-50	W-L RECORDS	RPI 51-100	RPI 101-150	RPI 150+					
2- 23	0- 0	0- 0	OVERALL	0- 3	0- 0	2- 20					
1- 9	0- 0	0- 0	HOME	0- 1	0- 0	1- 8					
1- 8	0- 0	0- 0	AWAY	0- 1	0- 0	1- 6					
0- 6	0- 0	0- 0	NEUTRAL	0- 0	0- 0	0- 6					
2- 11	0- 0	0- 0	NON-CONFERENCE	0- 1	0- 0	2- 10					
1- 3	0- 0	0- 0	HOME	0- 0	0- 0	1- 3					
1- 2	0- 0	0- 0	AWAY	0- 1	0- 0	1- 1					
0- 6	0- 0	0- 0	NEUTRAL	0- 0	0- 0	0- 6					
0- 12	0- 0	0- 0	CONFERENCE	0- 2	0- 0	0- 10					
0- 6	0- 0	0- 0	HOME	0- 1	0- 0	0- 5					
0- 6	0- 0	0- 0	AWAY	0- 1	0- 0	0- 5					
0- 0	0- 0	0- 0	NEUTRAL	0- 0	0- 0	0- 0					
RPI S	Opponent	Score	RPI S	Opponent	Score	RPI S	Opponent	Score	RPI S	Opponent	Score
						85 A	Coastal Caro.	0 3	176 H	Howard	0 3
						96 A	American	0 3	191 N	Tennessee	1 3
						96 H	American	0 3	195 H	Dartmouth	0 3
									200 A	Army	0 3
									210 A	Lehigh	0 3
									210 H	Lehigh	0 3
									211 H	Colgate	0 3
									232 A	Navy	0 3
									232 H	Navy	1 3
									237 N	Coppin St.	1 3
									239 N	Kennesaw St.	0 3
									258 N	George Mason	0 3
									265 A	La Salle	1 3
									271 N	Morgan St.	0 3
									286 A	Holy Cross	0 3
									290 A	Saint Francis (PA)	3 0
									290 H	Saint Francis (PA)	0 3
									304 H	Bucknell	0 3
									305 A	Lafayette	0 3
									305 H	Lafayette	1 3
									315 N	NJIT	1 3
									329 H	Quinnipiac	3 2
			LAST 10 GAMES								
			305 A	Lafayette	0 3	211 H	Colgate	0 3			
			210 A	Lehigh	0 3	304 H	Bucknell	0 3			
			232 H	Navy	1 3	96 H	American	0 3			
			96 A	American	0 3	200 A	Army	0 3			
			232 A	Navy	0 3	286 A	Holy Cross	0 3			

Non-Div. I Games:

Loyola Maryland

Average RPI Win:	306	WON-LOST	WINNING	LAST 10	STRENGTH OF	OPP. STRENGTH	TEAM	ADJ	CONF.	ADJ CONF.					
Average RPI Loss:	249	RECORD	PCT. RANK	GAMES	SCHEDULE	OF SCHEDULE	RPI	RPI	RPI	RPI					
DIV. I ONLY		6- 19	.24 285	4- 6	328	315	324	.26781 325	30	30					
DIV. I NON-CONF.		2- 12	.14286 304	0- 1	332	322	330	.24578 330	29	30					
<hr/>															
TOTALS	RPI 1-25	RPI 26-50		W-L RECORDS		RPI 51-100		RPI 101-150		RPI 150+					
6- 19	0- 0	0- 0		OVERALL		0- 2		0- 0		6- 17					
2- 4	0- 0	0- 0		HOME		0- 1		0- 0		2- 3					
3- 9	0- 0	0- 0		AWAY		0- 1		0- 0		3- 8					
1- 6	0- 0	0- 0		NEUTRAL		0- 0		0- 0		1- 6					
<hr/>															
2- 12	0- 0	0- 0		NON-CONFERENCE		0- 0		0- 0		2- 12					
0- 2	0- 0	0- 0		HOME		0- 0		0- 0		0- 2					
1- 4	0- 0	0- 0		AWAY		0- 0		0- 0		1- 4					
1- 6	0- 0	0- 0		NEUTRAL		0- 0		0- 0		1- 6					
<hr/>															
4- 7	0- 0	0- 0		CONFERENCE		0- 2		0- 0		4- 5					
2- 2	0- 0	0- 0		HOME		0- 1		0- 0		2- 1					
2- 5	0- 0	0- 0		AWAY		0- 1		0- 0		2- 4					
0- 0	0- 0	0- 0		NEUTRAL		0- 0		0- 0		0- 0					
<hr/>															
RPI S	Opponent	Score	RPI S	Opponent	Score	RPI S	Opponent	Score	RPI S	Opponent	Score				
						65 A	LIU Brooklyn	0	3	189 N	Northeastern	1	3		
						65 H	LIU Brooklyn	0	3	222 A	Manhattan	0	3		
												229 A	Robert Morris	0	3
												229 H	Robert Morris	0	3
												245 A	Rider	1	3
												245 N	Rider	0	3
												254 N	UMBC	0	3
												271 N	Morgan St.	0	3
												273 A	Central Conn. St.	3	0
												285 N	Weber St.	1	3
												290 A	Saint Francis (PA)	0	3
												290 H	Saint Francis (PA)	3	1
												291 A	Sacred Heart	1	3
												296 N	South Dakota St.	0	3
												298 A	Fordham	3	1
												301 A	Providence	1	3
												306 A	UMES	0	3
												310 A	Bryant	0	3
												315 H	NJIT	1	3
												322 A	St. Francis Brooklyn	3	0
322 H	St. Francis Brooklyn	3	2												
329 H	Quinnipiac	2	3												
329 N	Quinnipiac	3	2												
LAST 10 GAMES															
65 A	LIU Brooklyn	0	3	273 A	Central Conn. St.							3	0		
322 A	St. Francis Brooklyn	3	0	291 A	Sacred Heart	1	3								
290 H	Saint Francis (PA)	3	1	222 A	Manhattan	0	3								
229 H	Robert Morris	0	3	322 H	St. Francis Brooklyn	3	2								
310 A	Bryant	0	3	65 H	LIU Brooklyn	0	3								

Non-Div. I Games:

Fairleigh Dickinson

Average RPI Win:	322	WON-LOST RECORD	WINNING PCT. RANK	LAST 10 GAMES	STRENGTH OF SCHEDULE	OPP. STRENGTH OF SCHEDULE	TEAM RPI	ADJ RPI	CONF. RPI	ADJ CONF. RPI				
DIV. I ONLY		2- 24	.07692 324	1- 9	301	312	325	.25497 326	29	29				
DIV. I NON-CONF.		2- 15	.11765 310	1- 1	292	312	323	.30775 325	28	28				
<hr/>														
TOTALS	RPI 1-25	RPI 26-50		W-L RECORDS		RPI 51-100		RPI 101-150		RPI 150+				
2- 24	0- 0	0- 0		OVERALL		0- 1		0- 4		2- 19				
1- 3	0- 0	0- 0		HOME		0- 0		0- 0		1- 3				
1- 12	0- 0	0- 0		AWAY		0- 0		0- 1		1- 11				
0- 9	0- 0	0- 0		NEUTRAL		0- 1		0- 3		0- 5				
<hr/>														
2- 15	0- 0	0- 0		NON-CONFERENCE		0- 1		0- 4		2- 10				
1- 0	0- 0	0- 0		HOME		0- 0		0- 0		1- 0				
1- 6	0- 0	0- 0		AWAY		0- 0		0- 1		1- 5				
0- 9	0- 0	0- 0		NEUTRAL		0- 1		0- 3		0- 5				
<hr/>														
0- 9	0- 0	0- 0		CONFERENCE		0- 0		0- 0		0- 9				
0- 3	0- 0	0- 0		HOME		0- 0		0- 0		0- 3				
0- 6	0- 0	0- 0		AWAY		0- 0		0- 0		0- 6				
0- 0	0- 0	0- 0		NEUTRAL		0- 0		0- 0		0- 0				
<hr/>														
RPI	S	Opponent	Score	RPI	S	Opponent	Score	RPI	S	Opponent	Score			
						91 N	Towson	0	3	107 N	Liberty	1	3	
										135 N	Youngstown St.	0	3	
										140 N	St. John's (NY)	0	3	
										147 A	Duquesne	0	3	
										200 N	Army	0	3	
										202 A	Brown	0	3	
										209 N	Fairfield	0	3	
										224 A	Stony Brook	0	3	
										229 A	Robert Morris	1	3	
										231 A	New Hampshire	0	3	
										234 N	Grand Canyon	0	3	
										254 A	UMBC	1	3	
										254 H	UMBC	0	3	
										264 A	Hartford	0	3	
										284 A	Albany (NY)	0	3	
										284 H	Albany (NY)	0	3	
										296 N	South Dakota St.	2	3	
										297 A	Binghamton	0	3	
										297 H	Binghamton	0	3	
										310 A	Bryant	1	3	
										310 A	Bryant	1	3	
										314 N	San Jose St.	0	3	
										315 H	NJIT	3	1	
										323 A	Chicago St.	2	3	
										329 A	Quinnipiac	3	0	
<hr/>														
LAST 10 GAMES														
						284 A	Albany (NY)	0	3		254 A	UMBC	1	3
						297 A	Binghamton	0	3		297 H	Binghamton	0	3
						254 H	UMBC	0	3		284 H	Albany (NY)	0	3
						224 A	Stony Brook	0	3		310 A	Bryant	1	3
						264 A	Hartford	0	3		315 H	NJIT	3	1

Non-Div. I Games:

UMass Lowell

Average RPI Win: 332		WON-LOST RECORD		WINNING PCT. RANK		LAST 10 GAMES		STRENGTH OF SCHEDULE		OPP. STRENGTH OF SCHEDULE		TEAM RPI		ADJ RPI		CONF. RPI		ADJ CONF. RPI	
DIV. I ONLY		2- 24		.07692 324		2- 8		321		306		328		.24235 327		31		31	
DIV. I NON-CONF.		0- 18		0 318		0- 2		272		248		327		.28828 327		31		31	
TOTALS		RPI 1-25		RPI 26-50		W-L RECORDS		RPI 51-100		RPI 101-150		RPI 150+							
2- 24		0- 1		0- 1		OVERALL		0- 0		0- 2		2- 20							
1- 8		0- 0		0- 0		HOME		0- 0		0- 1		1- 7							
1- 9		0- 0		0- 1		AWAY		0- 0		0- 1		1- 7							
0- 7		0- 1		0- 0		NEUTRAL		0- 0		0- 0		0- 6							
0- 18		0- 1		0- 1		NON-CONFERENCE		0- 0		0- 2		0- 14							
0- 6		0- 0		0- 0		HOME		0- 0		0- 1		0- 5							
0- 5		0- 0		0- 1		AWAY		0- 0		0- 1		0- 3							
0- 7		0- 1		0- 0		NEUTRAL		0- 0		0- 0		0- 6							
2- 6		0- 0		0- 0		CONFERENCE		0- 0		0- 0		2- 6							
1- 2		0- 0		0- 0		HOME		0- 0		0- 0		1- 2							
1- 4		0- 0		0- 0		AWAY		0- 0		0- 0		1- 4							
0- 0		0- 0		0- 0		NEUTRAL		0- 0		0- 0		0- 0							
RPI S	Opponent	Score		RPI S	Opponent	Score		RPI S	Opponent	Score		RPI S	Opponent	Score					
13 N	Colorado St.	0 3		32 A	Arizona St.	0 3				110 A	Radford	0 3							
										118 H	Valparaiso	1 3							
										152 A	Wake Forest	0 3							
										155 N	Pepperdine	0 3							
										181 A	East Carolina	0 3							
										184 A	Florida A&M	0 3							
										184 H	Florida A&M	1 3							
										185 N	Jacksonville	0 3							
										186 N	Presbyterian	0 3							
										225 H	Campbell	0 3							
										260 N	USC Upstate	0 3							
										276 H	Elon	0 3							
										278 N	Davidson	0 3							
										292 H	Wofford	0 3							
										292 N	Wofford	0 3							
										294 H	UNC Asheville	0 3							
										299 A	Charleston So.	1 3							
										299 H	Charleston So.	0 3							
										309 A	Bethune-Cookman	2 3							
										309 H	Bethune-Cookman	0 3							
										330 A	N.C. A&T	1 3							
										330 H	N.C. A&T	3 2							
										331 A	South Carolina St.	1 3							
										334 A	Savannah St.	3 0							
				LAST 10 GAMES															
				184 H	Florida A&M	1 3		334 A	Savannah St.	3 0		331 A	South Carolina St.	1 3					
				309 H	Bethune-Cookman	0 3		309 A	Bethune-Cookman	2 3		334 A	Savannah St.	3 0					
				330 H	N.C. A&T	3 2		184 A	Florida A&M	0 3									
				299 H	Charleston So.	0 3		181 A	East Carolina	0 3									
				331 A	South Carolina St.	1 3		330 A	N.C. A&T	1 3									

Non-Div. I Games:

N.C. Central

Average RPI Win:	326	WON-LOST	WINNING	LAST 10	STRENGTH OF	OPP. STRENGTH	TEAM	ADJ	CONF.	ADJ CONF.	
Average RPI Loss:	242	RECORD	PCT. RANK	GAMES	SCHEDULE	OF SCHEDULE	RPI	RPI	RPI	RPI	
DIV. I ONLY	2- 19	.09524	319	0- 7	326	327	329	.23511	328	33	33
DIV. I NON-CONF.	0- 11	0	318	0- 0	197	238	320	.32289	319	33	32
<hr/>											
TOTALS	RPI 1-25	RPI 26-50		W-L RECORDS		RPI 51-100		RPI 101-150		RPI 150+	
2- 19	0- 0	0- 1		OVERALL		0- 0		0- 4		2- 14	
1- 5	0- 0	0- 0		HOME		0- 0		0- 0		1- 5	
1- 6	0- 0	0- 0		AWAY		0- 0		0- 1		1- 5	
0- 8	0- 0	0- 1		NEUTRAL		0- 0		0- 3		0- 4	
<hr/>											
0- 11	0- 0	0- 1		NON-CONFERENCE		0- 0		0- 4		0- 6	
0- 0	0- 0	0- 0		HOME		0- 0		0- 0		0- 0	
0- 4	0- 0	0- 0		AWAY		0- 0		0- 1		0- 3	
0- 7	0- 0	0- 1		NEUTRAL		0- 0		0- 3		0- 3	
<hr/>											
2- 8	0- 0	0- 0		CONFERENCE		0- 0		0- 0		2- 8	
1- 5	0- 0	0- 0		HOME		0- 0		0- 0		1- 5	
1- 2	0- 0	0- 0		AWAY		0- 0		0- 0		1- 2	
0- 1	0- 0	0- 0		NEUTRAL		0- 0		0- 0		0- 1	
<hr/>											
RPI S	Opponent	Score	RPI S	Opponent	Score	RPI S	Opponent	Score	RPI S	Opponent	Score
			48 N	Pacific	0 3				116 N	Missouri	0 3
									117 N	Murray St.	0 3
									127 N	North Dakota	0 3
									146 A	North Texas	0 3
									219 N	SIUE	0 3
									244 N	Northwestern St.	0 3
									249 A	Mississippi St.	0 3
									250 A	Chattanooga	0 3
									272 N	Wright St.	0 3
									281 H	Alabama St.	0 3
									281 N	Alabama St.	0 3
									311 A	Southern U.	0 3
									312 H	Jackson St.	0 3
									317 H	Alabama A&M	1 3
									319 A	Ark.-Pine Bluff	3 2
									319 H	Ark.-Pine Bluff	1 3
									320 A	New Orleans	0 3
									332 A	Grambling	1 3
									332 H	Grambling	3 0
									333 H	Alcorn	0 3
<hr/>											
			LAST 10 GAMES								
			332 A	Grambling	1 3	317 H	Alabama A&M	1 3			
			281 N	Alabama St.	0 3	312 H	Jackson St.	0 3			
			311 A	Southern U.	0 3	332 H	Grambling	3 0			
			333 H	Alcorn	0 3	319 H	Ark.-Pine Bluff	1 3			
			281 H	Alabama St.	0 3	48 N	Pacific	0 3			
<hr/>											
Non-Div. I Games:	Ark.-Monticello	0 3	Fisk	0 3	Texas Col.	3 0	Tougaloo	3 1	Mississippi Val.		

Average RPI Win: 315		WON-LOST	WINNING	LAST 10	STRENGTH OF		OPP. STRENGTH	TEAM	ADJ	CONF.	ADJ CONF.
Average RPI Loss: 255		RECORD	PCT. RANK	GAMES	SCHEDULE		OF SCHEDULE	RPI	RPI	RPI	RPI
DIV. I ONLY		2- 25	.07407	328	0- 10		303	329	327	.23354	329
DIV. I NON-CONF.		2- 11	.15385	300	0- 1		324	333	328	.26143	328
TOTALS		RPI 1-25	RPI 26-50		W-L RECORDS		RPI 51-100		RPI 101-150		RPI 150+
2- 25	0- 0	0- 0		OVERALL		0- 0		0- 3		2- 22	
0- 9	0- 0	0- 0		HOME		0- 0		0- 1		0- 8	
1- 11	0- 0	0- 0		AWAY		0- 0		0- 2		1- 9	
1- 5	0- 0	0- 0		NEUTRAL		0- 0		0- 0		1- 5	
2- 11	0- 0	0- 0		NON-CONFERENCE		0- 0		0- 1		2- 10	
0- 2	0- 0	0- 0		HOME		0- 0		0- 0		0- 2	
1- 4	0- 0	0- 0		AWAY		0- 0		0- 1		1- 3	
1- 5	0- 0	0- 0		NEUTRAL		0- 0		0- 0		1- 5	
0- 14	0- 0	0- 0		CONFERENCE		0- 0		0- 2		0- 12	
0- 7	0- 0	0- 0		HOME		0- 0		0- 1		0- 6	
0- 7	0- 0	0- 0		AWAY		0- 0		0- 1		0- 6	
0- 0	0- 0	0- 0		NEUTRAL		0- 0		0- 0		0- 0	
RPI S	Opponent	Score	RPI S	Opponent	Score	RPI S	Opponent	Score	RPI S	Opponent	Score
									112 A Hofstra	0	3
									149 A Marist	0	3
									149 H Marist	0	3
									195 N Dartmouth	0	3
									209 A Fairfield	0	3
									209 H Fairfield	1	3
									222 H Manhattan	1	3
									240 A Siena	0	3
									240 H Siena	0	3
									245 A Rider	0	3
									245 H Rider	1	3
									262 A Niagara	0	3
									264 A Hartford	0	3
									264 H Hartford	0	3
									271 N Morgan St.	0	3
									289 A Canisius	0	3
									290 N Saint Francis (PA)	1	3
									301 A Providence	0	3
									305 N Lafayette	3	2
									307 H Iona	2	3
									313 A Saint Peter's	2	3
									313 H Saint Peter's	0	3
									322 N St. Francis Brooklyn	0	3
									324 A Loyola Maryland	2	3
									325 A Fairleigh Dickinson	3	2
									325 N Fairleigh Dickinson	2	3
									326 H UMass Lowell	0	3
LAST 10 GAMES											
	209 H Fairfield	1	3		289 A Canisius	0	3				
	264 H Hartford	0	3		262 A Niagara	0	3				
	245 H Rider	1	3		245 A Rider	0	3				
	313 H Saint Peter's	0	3		313 A Saint Peter's	2	3				
	149 A Marist	0	3		240 A Siena	0	3				

Non-Div. I Games:

Quinnipiac

Non-Div. I Games:

N.C. A&T

Average RPI Win:	332	WON-LOST RECORD		WINNING PCT. RANK		LAST 10 GAMES		STRENGTH OF SCHEDULE		OPP. STRENGTH OF SCHEDULE		TEAM RPI		ADJ RPI		CONF. RPI		ADJ CONF. RPI		
Average RPI Loss:	249																			
DIV. I ONLY		3- 22		.12	317	2- 6		329		328		330		.2172	331	31		31		
DIV. I NON-CONF.		0- 17		0	318	0- 3		309		308		329		.24213	331	31		31		
<hr/>																				
TOTALS		RPI 1-25		RPI 26-50		W-L RECORDS		RPI 51-100		RPI 101-150		RPI 150+								
3- 22		0- 0		0- 0		OVERALL		0- 0		0- 1		3- 21								
2- 6		0- 0		0- 0		HOME		0- 0		0- 0		2- 6								
1- 7		0- 0		0- 0		AWAY		0- 0		0- 0		1- 7								
0- 9		0- 0		0- 0		NEUTRAL		0- 0		0- 1		0- 8								
0- 17		0- 0		0- 0		NON-CONFERENCE		0- 0		0- 1		0- 16								
0- 3		0- 0		0- 0		HOME		0- 0		0- 0		0- 3								
0- 5		0- 0		0- 0		AWAY		0- 0		0- 0		0- 5								
0- 9		0- 0		0- 0		NEUTRAL		0- 0		0- 1		0- 8								
3- 5		0- 0		0- 0		CONFERENCE		0- 0		0- 0		3- 5								
2- 3		0- 0		0- 0		HOME		0- 0		0- 0		2- 3								
1- 2		0- 0		0- 0		AWAY		0- 0		0- 0		1- 2								
0- 0		0- 0		0- 0		NEUTRAL		0- 0		0- 0		0- 0								
RPI	S	Opponent	Score	RPI	S	Opponent	Score	RPI	S	Opponent	Score	RPI	S	Opponent	Score					
												117	N	Murray St.	0	3				
												153	A	South Fla.	0	3				
												171	N	Buffalo	0	3				
												174	N	Stetson	0	3				
												184	A	Florida A&M	0	3				
												184	H	Florida A&M	0	3				
												185	N	Jacksonville	0	3				
												246	N	FIU	0	3				
												250	A	Chattanooga	0	3				
												257	N	UT Martin	1	3				
												257	N	UT Martin	0	3				
												260	N	USC Upstate	1	3				
												281	A	Alabama St.	0	3				
												292	A	Wofford	0	3				
												294	H	UNC Asheville	0	3				
												299	A	Charleston So.	0	3				
												299	H	Charleston So.	0	3				
												309	A	Bethune-Cookman	0	3				
												309	H	Bethune-Cookman	2	3				
												311	N	Southern U.	1	3				
												318	H	Citadel	2	3				
				LAST 10 GAMES								327	H	N.C. Central	3	1				
				184	H	Florida A&M	0	3	327	H	N.C. Central	3	1	330	H	N.C. A&T	0	3		
				334	H	Savannah St.	3	0	330	H	N.C. A&T	0	3	334	A	Savannah St.	3	1		
				309	H	Bethune-Cookman	2	3	299	H	Charleston So.	0	3	334	H	Savannah St.	3	0		
				294	H	UNC Asheville	0	3	334	A	Savannah St.	3	1							
				292	A	Wofford	0	3	184	A	Florida A&M	0	3							

Non-Div. I Games:

South Carolina St.

Average RPI Win: 328		WON-LOST	WINNING	LAST 10	STRENGTH OF		OPP. STRENGTH	TEAM	ADJ	CONF.	ADJ CONF.
Average RPI Loss: 249		RECORD	PCT. RANK	GAMES	SCHEDULE		OF SCHEDULE	RPI	RPI	RPI	RPI
DIV. I ONLY		1- 16	.05882 329	1- 6	330		331	332	.21531 332	33	33
DIV. I NON-CONF.		0- 7	0 318	0- 1	157		216	312	.34632 311	33	32
TOTALS		RPI 1-25	RPI 26-50	W-L RECORDS	RPI 51-100		RPI 101-150	RPI 150+			
1- 16	0- 0		0- 1	OVERALL	0- 2		0- 1	1- 12			
1- 4	0- 0		0- 0	HOME	0- 0		0- 0	1- 4			
0- 8	0- 0		0- 0	AWAY	0- 1		0- 1	0- 6			
0- 4	0- 0		0- 1	NEUTRAL	0- 1		0- 0	0- 2			
0- 7	0- 0		0- 1	NON-CONFERENCE	0- 2		0- 1	0- 3			
0- 0	0- 0		0- 0	HOME	0- 0		0- 0	0- 0			
0- 4	0- 0		0- 0	AWAY	0- 1		0- 1	0- 2			
0- 3	0- 0		0- 1	NEUTRAL	0- 1		0- 0	0- 1			
1- 9	0- 0		0- 0	CONFERENCE	0- 0		0- 0	1- 9			
1- 4	0- 0		0- 0	HOME	0- 0		0- 0	1- 4			
0- 4	0- 0		0- 0	AWAY	0- 0		0- 0	0- 4			
0- 1	0- 0		0- 0	NEUTRAL	0- 0		0- 0	0- 1			
RPI S	Opponent	Score	RPI S	Opponent	Score	RPI S	Opponent	Score	RPI S	Opponent	Score
			45 N	UALR	0 3	57 N	UNLV	0 3	130 A	Central Ark.	0 3
						99 A	TCU	0 3	259 H	Texas Southern	0 3
									266 A	La.-Monroe	1 3
									267 A	Louisiana Tech	0 3
									311 A	Southern U.	0 3
									311 H	Southern U.	0 3
									312 A	Jackson St.	1 3
									316 H	Prairie View	1 3
									316 N	Prairie View	0 3
									319 A	Ark.-Pine Bluff	0 3
									320 N	New Orleans	1 3
									328 A	Mississippi Val.	0 3
									328 H	Mississippi Val.	3 1
									333 H	Alcorn	2 3
LAST 10 GAMES											
			328 H	Mississippi Val.	3 1	311 H	Southern U.	0 3			
			316 H	Prairie View	1 3	328 A	Mississippi Val.	0 3			
			311 A	Southern U.	0 3	259 H	Texas Southern	0 3			
			267 A	Louisiana Tech	0 3	320 N	New Orleans	1 3			
			319 A	Ark.-Pine Bluff	0 3	130 A	Central Ark.	0 3			
Non-Div. I Games:	Wiley	0 3	Tougaloo	3 1	Southern Ark.	0 3	Wiley	0 3	Grambling		
	Tougaloo	3 0									

Average RPI Win: 330		WON-LOST RECORD	WINNING PCT. RANK	LAST 10 GAMES	STRENGTH OF SCHEDULE	OPP. STRENGTH OF SCHEDULE	TEAM RPI	ADJ RPI	CONF. RPI	ADJ CONF. RPI	
Average RPI Loss: 298											
DIV. I ONLY		2- 12	.14286 314	1- 5	334	334	333	.19639 333	33	33	
DIV. I NON-CONF.		0- 6	0 318	0- 2	331	331	334	.21716 333	33	32	
<hr/>											
TOTALS		RPI 1-25		RPI 26-50		W-L RECORDS		RPI 51-100		RPI 101-150	RPI 150+
2- 12		0- 0		0- 0		OVERALL		0- 0		2- 12	
0- 5		0- 0		0- 0		HOME		0- 0		0- 5	
2- 3		0- 0		0- 0		AWAY		0- 0		2- 3	
0- 4		0- 0		0- 0		NEUTRAL		0- 0		0- 4	
0- 6		0- 0		0- 0		NON-CONFERENCE		0- 0		0- 6	
0- 2		0- 0		0- 0		HOME		0- 0		0- 2	
0- 2		0- 0		0- 0		AWAY		0- 0		0- 2	
0- 2		0- 0		0- 0		NEUTRAL		0- 0		0- 2	
2- 6		0- 0		0- 0		CONFERENCE		0- 0		2- 6	
0- 3		0- 0		0- 0		HOME		0- 0		0- 3	
2- 1		0- 0		0- 0		AWAY		0- 0		2- 1	
0- 2		0- 0		0- 0		NEUTRAL		0- 0		0- 2	
RPI	S	Opponent	Score	RPI	S	Opponent	Score	RPI	S	Opponent	Score

Average RPI Win:	0	WON-LOST	WINNING	LAST 10	STRENGTH OF	OPP. STRENGTH	TEAM	ADJ	CONF.	ADJ CONF.		
Average RPI Loss:	276	RECORD	PCT. RANK	GAMES	SCHEDULE	OF SCHEDULE	RPI	RPI	RPI	RPI		
DIV. I ONLY		0- 25	0 334	0- 9		333	332	334	.14485	334	31	31
DIV. I NON-CONF.		0- 16	0 318	0- 4		329	325	333	.20305	334	31	31
<hr/>												
TOTALS	RPI 1-25	RPI 26-50		W-L RECORDS		RPI 51-100		RPI 101-150		RPI 150+		
0- 25	0- 0	0- 0		OVERALL		0- 1		0- 0		0- 24		
0- 9	0- 0	0- 0		HOME		0- 0		0- 0		0- 9		
0- 10	0- 0	0- 0		AWAY		0- 0		0- 0		0- 10		
0- 6	0- 0	0- 0		NEUTRAL		0- 1		0- 0		0- 5		
0- 16	0- 0	0- 0		NON-CONFERENCE		0- 1		0- 0		0- 15		
0- 4	0- 0	0- 0		HOME		0- 0		0- 0		0- 4		
0- 7	0- 0	0- 0		AWAY		0- 0		0- 0		0- 7		
0- 5	0- 0	0- 0		NEUTRAL		0- 1		0- 0		0- 4		
0- 9	0- 0	0- 0		CONFERENCE		0- 0		0- 0		0- 9		
0- 5	0- 0	0- 0		HOME		0- 0		0- 0		0- 5		
0- 3	0- 0	0- 0		AWAY		0- 0		0- 0		0- 3		
0- 1	0- 0	0- 0		NEUTRAL		0- 0		0- 0		0- 1		
RPI S	Opponent	Score	RPI S	Opponent	Score	RPI S	Opponent	Score	RPI S	Opponent	Score	
						91 N	Towson	0 3	184 A	Florida A&M	0 3	
									184 H	Florida A&M	0 3	
									203 A	Ga. Southern	0 3	
									221 A	Southern Utah	0 3	
									227 N	Southeast Mo. St.	0 3	
									236 A	Gardner-Webb	0 3	
									281 A	Alabama St.	0 3	
									283 A	Mercer	0 3	
									283 H	Mercer	0 3	
									292 N	Wofford	0 3	
									295 N	UC Riverside	0 3	
									299 A	Charleston So.	0 3	
									299 H	Charleston So.	0 3	
									306 N	UMES	0 3	
									309 A	Bethune-Cookman	0 3	
									309 H	Bethune-Cookman	0 3	
									317 H	Alabama A&M	1 3	
									318 A	Citadel	0 3	
									318 H	Citadel	0 3	
									318 N	Citadel	1 3	
									327 H	N.C. Central	0 3	
									330 H	N.C. A&T	0 3	
									331 A	South Carolina St.	0 3	
									331 H	South Carolina St.	1 3	
<hr/>												
LAST 10 GAMES												
			331 A	South Carolina St.	0 3	203 A	Ga. Southern	0 3	331 A	South Carolina St.	0 3	
			283 H	Mercer	0 3	283 A	Mercer	0 3	331 H	South Carolina St.	1 3	
			318 H	Citadel	0 3	330 H	N.C. A&T	0 3				
			184 H	Florida A&M	0 3	327 H	N.C. Central	0 3				
			309 H	Bethune-Cookman	0 3	318 A	Citadel	0 3				
<hr/>												
Non-Div. I Games:	Tougaloo	3	0	Brewton Parker	3	1	Brewton Parker	3	0	Fort Valley St.	3	0
	Fort Valley St.	3	1							Savannah St.		