

Average RPI Win: 44		WON-LOST	WINNING		LAST 10	STRENGTH OF		OPP. STRENGTH	TEAM	ADJ	CONF.	ADJ CONF.
Average RPI Loss: 0		RECORD	PCT. RANK		GAMES	SCHEDULE		OF SCHEDULE	RPI	RPI	RPI	RPI
DIV. I ONLY		26-0	1	1	10-0	4		1	1	.78431	1	1
DIV. I NON-CONF.		10-0	1	1	0-0	8		2	2	.75261	2	1
TOTALS		RPI 1-25	RPI 26-50		W-L RECORDS	RPI 51-100		RPI 101-150		RPI 150+		
26-0	14-0		8-0		OVERALL	0-0		2-0		2-0		
13-0	7-0		3-0		HOME	0-0		2-0		1-0		
11-0	7-0		4-0		AWAY	0-0		0-0		0-0		
2-0	0-0		1-0		NEUTRAL	0-0		0-0		1-0		
10-0	5-0		3-0		NON-CONFERENCE	0-0		0-0		2-0		
5-0	3-0		1-0		HOME	0-0		0-0		1-0		
3-0	2-0		1-0		AWAY	0-0		0-0		0-0		
2-0	0-0		1-0		NEUTRAL	0-0		0-0		1-0		
16-0	9-0		5-0		CONFERENCE	0-0		2-0		0-0		
8-0	4-0		2-0		HOME	0-0		2-0		0-0		
8-0	5-0		3-0		AWAY	0-0		0-0		0-0		
0-0	0-0		0-0		NEUTRAL	0-0		0-0		0-0		
RPI S	Opponent	Score	RPI S	Opponent	Score	RPI S	Opponent	Score	RPI S	Opponent	Score	
8 A	Oregon	3 0	35 A	Oregon St.	3 1				102 H	California	3 0	
8 H	Oregon	3 1	35 H	Oregon St.	3 0				107 H	Washington St.	3 0	
9 H	Illinois	3 2	36 A	Arizona St.	3 1				195 H	Penn	3 0	
10 H	Penn St.	3 2	36 H	Arizona St.	3 2				224 N	Eastern Wash.	3 0	
11 A	Nebraska	3 0	37 N	CSUN	3 0							
14 A	Arizona	3 1	40 A	Utah	3 1							
14 H	Arizona	3 2	43 A	San Diego	3 1							
15 A	Iowa St.	3 0	45 H	Santa Clara	3 0							
17 A	UCLA	3 0										
17 H	UCLA	3 1										
20 A	Southern California	3 0										
20 H	Southern California	3 1										
22 H	Duke	3 1										
24 A	Colorado	3 2										
			LAST 10 GAMES									
			17 A	UCLA	3 0	35 A	Oregon St.	3 1				
			20 A	Southern California	3 0	20 H	Southern California	3 1				
			14 H	Arizona	3 2	17 H	UCLA	3 1				
			36 H	Arizona St.	3 2	40 A	Utah	3 1				
			8 A	Oregon	3 0	24 A	Colorado	3 2				

Non-Div. I Games:

Stanford

Average RPI Win: 66		WON-LOST RECORD		WINNING PCT. RANK		LAST 10 GAMES		STRENGTH OF SCHEDULE		OPP. STRENGTH OF SCHEDULE		TEAM RPI		ADJ RPI		CONF. RPI		ADJ CONF. RPI	
Average RPI Loss: 25		20- 1		.95238 2		9- 1		6		5		2		.73978 2		2		2	
DIV. I ONLY		8- 0		1 1		0- 0		25		8		3		.72042 3		3		3	
DIV. I NON-CONF.																			
TOTALS		RPI 1-25		RPI 26-50		W-L RECORDS		RPI 51-100		RPI 101-150		RPI 150+							
20- 1		9- 1		1- 0		OVERALL		5- 0		2- 0		3- 0							
9- 1		3- 1		1- 0		HOME		3- 0		1- 0		1- 0							
9- 0		6- 0		0- 0		AWAY		2- 0		1- 0		0- 0							
2- 0		0- 0		0- 0		NEUTRAL		0- 0		0- 0		2- 0							
8- 0		3- 0		1- 0		NON-CONFERENCE		1- 0		0- 0		3- 0							
3- 0		1- 0		1- 0		HOME		0- 0		0- 0		1- 0							
3- 0		2- 0		0- 0		AWAY		1- 0		0- 0		0- 0							
2- 0		0- 0		0- 0		NEUTRAL		0- 0		0- 0		2- 0							
12- 1		6- 1		0- 0		CONFERENCE		4- 0		2- 0		0- 0							
6- 1		2- 1		0- 0		HOME		3- 0		1- 0		0- 0							
6- 0		4- 0		0- 0		AWAY		1- 0		1- 0		0- 0							
0- 0		0- 0		0- 0		NEUTRAL		0- 0		0- 0		0- 0							
RPI S	Opponent	Score		RPI S	Opponent	Score		RPI S	Opponent	Score		RPI S	Opponent	Score					
7 A	Florida	3	1	29 H	UCF	3	0	58 H	Baylor	3	0	116 A	Texas Tech	3	0				
11 A	Nebraska	3	2					63 A	New Mexico	3	0	116 H	Texas Tech	3	0				
14 H	Arizona	3	0					74 A	West Virginia	3	2	163 N	Seattle	3	0				
15 A	Iowa St.	3	1					74 H	West Virginia	3	0	194 N	UTEP	3	0				
15 H	Iowa St.	3	0					97 H	TCU	3	0	196 H	Florida A&M	3	0				
16 A	Kansas	3	1																
18 A	Kansas St.	3	0																
18 H	Kansas St.	3	1																
25 A	Oklahoma	3	2																
25 H	Oklahoma	0	3																
				LAST 10 GAMES															
				25 A Oklahoma 3 2				25 H Oklahoma 0 3											
				74 H West Virginia 3 0				97 H TCU 3 0											
				18 H Kansas St. 3 1				18 A Kansas St. 3 0											
				116 A Texas Tech 3 0				116 H Texas Tech 3 0											
				15 A Iowa St. 3 1				58 H Baylor 3 0											

Non-Div. I Games:

Texas

Loss, Non-Conf,S Site, H Home, A Away, N Neutral Page 3

Average RPI Win:	76	WON-LOST RECORD	WINNING PCT. RANK	LAST 10 GAMES	STRENGTH OF SCHEDULE	OPP. STRENGTH OF SCHEDULE	TEAM RPI	ADJ RPI	CONF. RPI	ADJ CONF. RPI		
DIV. I ONLY		25- 2	.92593	4	8- 2	19	10	5	.71883	4	1	1
DIV. I NON-CONF.		11- 0	1	1	0- 0	53	75	9	.68477	9	1	1
<hr/>												
TOTALS	RPI 1-25	RPI 26-50		W-L RECORDS		RPI 51-100		RPI 101-150		RPI 150+		
25- 2	10- 1	4- 1		OVERALL		2- 0		5- 0		4- 0		
12- 0	5- 0	2- 0		HOME		1- 0		3- 0		1- 0		
9- 2	5- 1	2- 1		AWAY		0- 0		2- 0		0- 0		
4- 0	0- 0	0- 0		NEUTRAL		1- 0		0- 0		3- 0		
11- 0	2- 0	0- 0		NON-CONFERENCE		2- 0		3- 0		4- 0		
5- 0	1- 0	0- 0		HOME		1- 0		2- 0		1- 0		
2- 0	1- 0	0- 0		AWAY		0- 0		1- 0		0- 0		
4- 0	0- 0	0- 0		NEUTRAL		1- 0		0- 0		3- 0		
14- 2	8- 1	4- 1		CONFERENCE		0- 0		2- 0		0- 0		
7- 0	4- 0	2- 0		HOME		0- 0		1- 0		0- 0		
7- 2	4- 1	2- 1		AWAY		0- 0		1- 0		0- 0		
0- 0	0- 0	0- 0		NEUTRAL		0- 0		0- 0		0- 0		
RPI S	Opponent	Score	RPI S	Opponent	Score	RPI S	Opponent	Score	RPI S	Opponent	Score	
6 H	Wisconsin	3 2	35 A	Oregon St.	3 1	61 H	UNLV	3 0	102 A	California	3 2	
8 A	Oregon	3 1	35 H	Oregon St.	3 0	81 N	Gonzaga	3 2	107 H	Washington St.	3 0	
8 H	Oregon	3 0	36 A	Arizona St.	3 0				136 A	Boise St.	3 0	
14 A	Arizona	3 1	40 A	Utah	2 3				137 H	UC Davis	3 0	
17 A	UCLA	3 0	40 H	Utah	3 0				147 H	Maryland	3 0	
17 H	UCLA	3 2							163 H	Seattle	3 0	
20 A	Southern California	3 0							186 N	Utah Valley	3 0	
20 H	Southern California	3 0							207 N	Portland St.	3 0	
21 A	BYU	3 2							269 N	UMBC	3 0	
24 A	Colorado	2 3										
24 H	Colorado	3 0										
			LAST 10 GAMES									
			40 A	Utah	2 3	20 A	Southern California	3 0				
			24 A	Colorado	2 3	24 H	Colorado	3 0				
			35 H	Oregon St.	3 0	40 H	Utah	3 0				
			8 H	Oregon	3 0	14 A	Arizona	3 1				
			17 A	UCLA	3 0	36 A	Arizona St.	3 0				

Non-Div. I Games:

Washington

Average RPI Win:	79	WON-LOST	WINNING	LAST 10	STRENGTH OF	OPP. STRENGTH	TEAM	ADJ	CONF.	ADJ CONF.			
Average RPI Loss:	6	RECORD	PCT. RANK	GAMES	SCHEDULE	OF SCHEDULE	RPI	RPI	RPI	RPI			
DIV. I ONLY		22- 2	.91667	7	10- 0	14	7	4	.71143	5	4	4	
DIV. I NON-CONF.		9- 1	.9	23	0- 0	30	5	8	.69047	7	4	4	
<hr/>													
TOTALS	RPI 1-25	RPI 26-50		W-L RECORDS		RPI 51-100		RPI 101-150		RPI 150+			
22- 2	5- 2	4- 0		OVERALL		7- 0		4- 0		2- 0			
12- 0	3- 0	2- 0		HOME		4- 0		1- 0		2- 0			
8- 2	1- 2	2- 0		AWAY		3- 0		2- 0		0- 0			
2- 0	1- 0	0- 0		NEUTRAL		0- 0		1- 0		0- 0			
<hr/>													
9- 1	3- 1	2- 0		NON-CONFERENCE		2- 0		1- 0		1- 0			
5- 0	2- 0	0- 0		HOME		2- 0		0- 0		1- 0			
2- 1	0- 1	2- 0		AWAY		0- 0		0- 0		0- 0			
2- 0	1- 0	0- 0		NEUTRAL		0- 0		1- 0		0- 0			
<hr/>													
13- 1	2- 1	2- 0		CONFERENCE		5- 0		3- 0		1- 0			
7- 0	1- 0	2- 0		HOME		2- 0		1- 0		1- 0			
6- 1	1- 1	0- 0		AWAY		3- 0		2- 0		0- 0			
0- 0	0- 0	0- 0		NEUTRAL		0- 0		0- 0		0- 0			
<hr/>													
RPI S	Opponent	Score		RPI S	Opponent	Score		RPI S	Opponent	Score			
3 A	Florida St.	0	3	27 H	Miami (FL)	3	0	54 A	Pittsburgh	3	2		
3 H	Florida St.	3	1	48 A	Michigan	3	0	56 H	Virginia	3	0		
9 A	Illinois	0	3	49 A	Michigan St.	3	0	72 H	VCU	3	0		
13 H	Kentucky	3	2	50 H	Virginia Tech	3	0	74 H	West Virginia	3	0		
22 A	Duke	3	0					94 A	Clemson	3	0		
23 N	Long Beach St.	3	0					95 A	North Carolina St.	3	0		
25 H	Oklahoma	3	1					95 H	North Carolina St.	3	0		
<hr/>													
				LAST 10 GAMES									
				3 H Florida St.		3	1	121 A Georgia Tech				3	2
				95 H North Carolina St.		3	0	135 H Boston College				3	0
				50 H Virginia Tech		3	0	22 A Duke				3	0
				135 A Boston College		3	0	95 A North Carolina St.				3	0
				27 H Miami (FL)		3	0	56 H Virginia				3	0

Non-Div. I Games:

North Carolina

Average RPI Win:		76	WON-LOST RECORD		WINNING PCT. RANK		LAST 10 GAMES		STRENGTH OF SCHEDULE		OPP. STRENGTH OF SCHEDULE		TEAM RPI		ADJ RPI		CONF. RPI		ADJ CONF. RPI					
DIV. I ONLY			24- 2		.92308		5		10- 0		24		15		6		.70119		6		3		3	
DIV. I NON-CONF.			9- 1		.9		23		0- 0		17		16		6		.6974		5		2		2	
TOTALS		RPI 1-25		RPI 26-50		W-L RECORDS		RPI 51-100		RPI 101-150		RPI 150+												
24- 2		4- 2		6- 0		OVERALL		8- 0		3- 0		3- 0												
10- 1		1- 1		3- 0		HOME		3- 0		2- 0		1- 0												
10- 1		2- 1		3- 0		AWAY		4- 0		1- 0		0- 0												
4- 0		1- 0		0- 0		NEUTRAL		1- 0		0- 0		2- 0												
9- 1		2- 1		1- 0		NON-CONFERENCE		3- 0		1- 0		2- 0												
3- 0		0- 0		1- 0		HOME		1- 0		1- 0		0- 0												
2- 1		1- 1		0- 0		AWAY		1- 0		0- 0		0- 0												
4- 0		1- 0		0- 0		NEUTRAL		1- 0		0- 0		2- 0												
15- 1		2- 1		5- 0		CONFERENCE		5- 0		2- 0		1- 0												
7- 1		1- 1		2- 0		HOME		2- 0		1- 0		1- 0												
8- 0		1- 0		3- 0		AWAY		3- 0		1- 0		0- 0												
0- 0		0- 0		0- 0		NEUTRAL		0- 0		0- 0		0- 0												
RPI	S	Opponent		Score		RPI	S	Opponent		Score		RPI	S	Opponent		Score								
4	A	Washington		2	3	27	H	Miami (FL)		3	0	51	A	Minnesota		3	0							
9	A	Illinois		3	1	33	H	Ohio St.		3	0	51	H	Minnesota		3	0							
10	H	Penn St.		0	3	47	A	Purdue		3	0	59	A	Northwestern		3	0							
11	H	Nebraska		3	0	48	A	Michigan		3	2	78	A	Iowa		3	0							
12	A	Colorado St.		3	0	48	H	Michigan		3	0	78	H	Iowa		3	0							
20	N	Southern California		3	1	49	A	Michigan St.		3	0	87	H	Missouri St.		3	1							
												92	A	Northern Colo.		3	1							
												93	N	Louisville		3	0							
LAST 10 GAMES						LAST 10 GAMES																		
78 A Iowa 3 0						47 A Purdue 3 0																		
48 H Michigan 3 0						11 H Nebraska 3 0																		
49 A Michigan St. 3 0						78 H Iowa 3 0																		
48 A Michigan 3 2						51 H Minnesota 3 0																		
111 A Indiana 3 0						51 A Minnesota 3 0																		

Non-Div. I Games:

Wisconsin

Average RPI Win:	96	WON-LOST RECORD	WINNING PCT. RANK	LAST 10 GAMES	STRENGTH OF SCHEDULE	OPP. STRENGTH OF SCHEDULE	TEAM RPI	ADJ RPI	CONF. RPI	ADJ CONF. RPI		
DIV. I ONLY		21- 3	.875	9	10- 0	36	13	7	.68067	7	5	5
DIV. I NON-CONF.		6- 3	.66667	88	0- 0	6	1	14	.66646	14	5	5
<hr/>												
TOTALS	RPI 1-25	RPI 26-50		W-L RECORDS		RPI 51-100		RPI 101-150		RPI 150+		
21- 3	4- 2	4- 1		OVERALL		2- 0		7- 0		4- 0		
12- 2	2- 1	2- 1		HOME		2- 0		4- 0		2- 0		
8- 1	2- 1	1- 0		AWAY		0- 0		3- 0		2- 0		
1- 0	0- 0	1- 0		NEUTRAL		0- 0		0- 0		0- 0		
<hr/>												
6- 3	2- 2	2- 1		NON-CONFERENCE		0- 0		1- 0		1- 0		
4- 2	1- 1	1- 1		HOME		0- 0		1- 0		1- 0		
1- 1	1- 1	0- 0		AWAY		0- 0		0- 0		0- 0		
1- 0	0- 0	1- 0		NEUTRAL		0- 0		0- 0		0- 0		
<hr/>												
15- 0	2- 0	2- 0		CONFERENCE		2- 0		6- 0		3- 0		
8- 0	1- 0	1- 0		HOME		2- 0		3- 0		1- 0		
7- 0	1- 0	1- 0		AWAY		0- 0		3- 0		2- 0		
0- 0	0- 0	0- 0		NEUTRAL		0- 0		0- 0		0- 0		
<hr/>												
RPI S	Opponent	Score		RPI S	Opponent	Score		RPI S	Opponent	Score		
2 H	Texas	1	3	26 H	Marquette	2	3	70 H	Arkansas	3	0	
3 A	Florida St.	2	3	28 H	Alabama	3	0	75 H	Ole Miss	3	0	
13 A	Kentucky	3	1	29 H	UCF	3	1					
19 H	Texas A&M	3	0	38 A	LSU	3	1					
20 A	Southern California	3	0	43 N	San Diego	3	0					
25 H	Oklahoma	3	2									
				LAST 10 GAMES								
				13 A	Kentucky	3	1	229 H	Mississippi St.	3	0	
				101 H	Auburn	3	0	105 H	Missouri	3	0	
				28 H	Alabama	3	0	70 H	Arkansas	3	0	
				210 A	Tennessee	3	0	103 A	South Carolina	3	1	
				112 A	Georgia	3	0	19 H	Texas A&M	3	0	

Non-Div. I Games:

Florida

Average RPI Win:	76	WON-LOST RECORD	WINNING PCT. RANK	LAST 10 GAMES	STRENGTH OF SCHEDULE	OPP. STRENGTH OF SCHEDULE	TEAM RPI	ADJ RPI	CONF. RPI	ADJ CONF. RPI			
DIV. I ONLY		19- 7	.73077	55	5- 5	10	2	10	.67132	8	1	1	
DIV. I NON-CONF.		10- 0	1	1	0- 0	39	20	5	.70069	4	1	1	
<hr/>													
TOTALS	RPI 1-25	RPI 26-50		W-L RECORDS		RPI 51-100		RPI 101-150		RPI 150+			
19- 7	3- 6	7- 1		OVERALL		1- 0		6- 0		2- 0			
11- 3	2- 2	5- 1		HOME		0- 0		3- 0		1- 0			
6- 4	1- 4	2- 0		AWAY		0- 0		2- 0		1- 0			
2- 0	0- 0	0- 0		NEUTRAL		1- 0		1- 0		0- 0			
<hr/>													
10- 0	0- 0	5- 0		NON-CONFERENCE		1- 0		2- 0		2- 0			
6- 0	0- 0	4- 0		HOME		0- 0		1- 0		1- 0			
2- 0	0- 0	1- 0		AWAY		0- 0		0- 0		1- 0			
2- 0	0- 0	0- 0		NEUTRAL		1- 0		1- 0		0- 0			
<hr/>													
9- 7	3- 6	2- 1		CONFERENCE		0- 0		4- 0		0- 0			
5- 3	2- 2	1- 1		HOME		0- 0		2- 0		0- 0			
4- 4	1- 4	1- 0		AWAY		0- 0		2- 0		0- 0			
0- 0	0- 0	0- 0		NEUTRAL		0- 0		0- 0		0- 0			
<hr/>													
RPI	S	Opponent	Score	RPI	S	Opponent	Score	RPI	S	Opponent	Score		
1	A	Stanford	1 3	30	A	Hawaii	3 2	63	N	New Mexico	3 1		
1	H	Stanford	0 3	33	H	Ohio St.	3 0			102	A	California	3 0
4	A	Washington	0 3	35	H	Oregon St.	3 0			102	H	California	3 1
4	H	Washington	1 3	36	A	Arizona St.	3 2			107	A	Washington St.	3 1
14	A	Arizona	1 3	36	H	Arizona St.	2 3			107	H	Washington St.	3 1
14	H	Arizona	3 0	44	H	Illinois St.	3 2			124	H	Central Ark.	3 0
17	A	UCLA	1 3	48	H	Michigan	3 0			140	N	St. John's (NY)	3 1
20	A	Southern California	3 1	49	H	Michigan St.	3 1			163	H	Seattle	3 0
24	H	Colorado	3 1							207	A	Portland St.	3 1
<hr/>													
				LAST 10 GAMES									
				36 A Arizona St. 3 2				102 H California 3 1					
				14 A Arizona 1 3				36 H Arizona St. 2 3					
				107 A Washington St. 3 1				14 H Arizona 3 0					
				4 A Washington 0 3				20 A Southern California 3 1					
				1 H Stanford 0 3				17 A UCLA 1 3					

Non-Div. I Games:

Oregon

Average RPI Win:	77	WON-LOST	WINNING	LAST 10	STRENGTH OF	OPP. STRENGTH	TEAM	ADJ	CONF.	ADJ CONF.		
Average RPI Loss:	28	RECORD	PCT. RANK	GAMES	SCHEDULE	OF SCHEDULE	RPI	RPI	RPI	RPI		
DIV. I ONLY		21- 6	.77778	34	9- 1	22	4	12	.67059	9	3	3
DIV. I NON-CONF.		8- 3	.72727	65	0- 0	11	3	13	.66996	12	2	2
<hr/>												
TOTALS	RPI 1-25	RPI 26-50		W-L RECORDS		RPI 51-100		RPI 101-150		RPI 150+		
21- 6	5- 3	5- 2		OVERALL		4- 1		4- 0		3- 0		
10- 1	2- 1	2- 0		HOME		2- 0		3- 0		1- 0		
8- 3	2- 1	3- 1		AWAY		1- 1		0- 0		2- 0		
3- 2	1- 1	0- 1		NEUTRAL		1- 0		1- 0		0- 0		
<hr/>												
8- 3	3- 2	1- 1		NON-CONFERENCE		1- 0		2- 0		1- 0		
3- 0	2- 0	0- 0		HOME		0- 0		1- 0		0- 0		
2- 1	0- 1	1- 0		AWAY		0- 0		0- 0		1- 0		
3- 2	1- 1	0- 1		NEUTRAL		1- 0		1- 0		0- 0		
<hr/>												
13- 3	2- 1	4- 1		CONFERENCE		3- 1		2- 0		2- 0		
7- 1	0- 1	2- 0		HOME		2- 0		2- 0		1- 0		
6- 2	2- 0	2- 1		AWAY		1- 1		0- 0		1- 0		
0- 0	0- 0	0- 0		NEUTRAL		0- 0		0- 0		0- 0		
<hr/>												
RPI S	Opponent	Score	RPI S	Opponent	Score	RPI S	Opponent	Score	RPI S	Opponent	Score	
1 A	Stanford	2 3	31 A	Creighton	3 1	51 H	Minnesota	3 0	107 N	Washington St.	3 0	
5 H	North Carolina	3 0	33 A	Ohio St.	2 3	59 A	Northwestern	2 3	111 H	Indiana	3 0	
6 H	Wisconsin	1 3	33 H	Ohio St.	3 2	59 H	Northwestern	3 1	131 H	Southern Ill.	3 0	
10 A	Penn St.	3 1	47 H	Purdue	3 1	78 A	Iowa	3 2	147 H	Maryland	3 0	
11 A	Nebraska	3 1	48 A	Michigan	3 2	89 N	South Dakota	3 0	182 A	Rutgers	3 0	
17 N	UCLA	0 3	49 A	Michigan St.	3 1				182 H	Rutgers	3 0	
23 H	Long Beach St.	3 0	50 N	Virginia Tech	2 3				209 A	Middle Tenn.	3 0	
24 N	Colorado	3 1										
<hr/>												
LAST 10 GAMES												
182 A Rutgers						3 0		49 A Michigan St.				3 1
33 H Ohio St.						3 2		47 H Purdue				3 1
59 H Northwestern						3 1		111 H Indiana				3 0
59 A Northwestern						2 3		11 A Nebraska				3 1
48 A Michigan						3 2		78 A Iowa				3 2

Non-Div. I Games:

Illinois

Average RPI Win:	111	WON-LOST	WINNING	LAST 10	STRENGTH OF	OPP. STRENGTH	TEAM	ADJ	CONF.	ADJ CONF.					
Average RPI Loss:	7	RECORD	PCT. RANK	GAMES	SCHEDULE	OF SCHEDULE	RPI	RPI	RPI	RPI					
DIV. I ONLY		26- 3	.89655	8	10- 0	49	33	8	.66953	10	3	3			
DIV. I NON-CONF.		12- 1	.92308	12	0- 0	89	62	22	.64395	21	2	2			
<hr/>															
TOTALS	RPI 1-25	RPI 26-50		W-L RECORDS		RPI 51-100		RPI 101-150		RPI 150+					
26- 3	3- 3	5- 0		OVERALL		8- 0		2- 0		8- 0					
15- 1	0- 1	3- 0		HOME		4- 0		1- 0		7- 0					
7- 2	1- 2	2- 0		AWAY		2- 0		1- 0		1- 0					
4- 0	2- 0	0- 0		NEUTRAL		2- 0		0- 0		0- 0					
<hr/>															
12- 1	2- 1	0- 0		NON-CONFERENCE		3- 0		0- 0		7- 0					
7- 0	0- 0	0- 0		HOME		1- 0		0- 0		6- 0					
1- 1	0- 1	0- 0		AWAY		0- 0		0- 0		1- 0					
4- 0	2- 0	0- 0		NEUTRAL		2- 0		0- 0		0- 0					
<hr/>															
14- 2	1- 2	5- 0		CONFERENCE		5- 0		2- 0		1- 0					
8- 1	0- 1	3- 0		HOME		3- 0		1- 0		1- 0					
6- 1	1- 1	2- 0		AWAY		2- 0		1- 0		0- 0					
0- 0	0- 0	0- 0		NEUTRAL		0- 0		0- 0		0- 0					
<hr/>															
RPI S	Opponent	Score		RPI S	Opponent	Score		RPI S	Opponent	Score		RPI S	Opponent	Score	
1 A	Stanford	2	3	33 A	Ohio St.	3	0	51 A	Minnesota	3	1	111 A	Indiana	3	0
6 A	Wisconsin	3	0	33 H	Ohio St.	3	0	51 H	Minnesota	3	0	147 H	Maryland	3	0
9 H	Illinois	1	3	47 A	Purdue	3	2	59 H	Northwestern	3	0	158 A	Villanova	3	0
11 A	Nebraska	1	3	48 H	Michigan	3	0	78 A	Iowa	3	0	181 H	East Carolina	3	0
16 N	Kansas	3	0	49 H	Michigan St.	3	0	78 H	Iowa	3	0	182 H	Rutgers	3	0
17 N	UCLA	3	0					80 N	Yale	3	0	193 H	Ill.-Chicago	3	0
								86 N	American	3	1	227 H	Eastern Ill.	3	0
								97 H	TCU	3	0	244 H	William & Mary	3	0
												300 H	DePaul	3	0
												305 H	Iona	3	0
<hr/>															
				LAST 10 GAMES											
				51 H Minnesota				3	0	33 H Ohio St.				3	0
				78 H Iowa				3	0	49 H Michigan St.				3	0
				147 H Maryland				3	0	48 H Michigan				3	0
				182 H Rutgers				3	0	111 A Indiana				3	0
				33 A Ohio St.				3	0	47 A Purdue				3	2

Non-Div. I Games:

Penn St.

Average RPI Win:	132	WON-LOST RECORD	WINNING PCT. RANK	LAST 10 GAMES	STRENGTH OF SCHEDULE	OPP. STRENGTH OF SCHEDULE	TEAM RPI	ADJ RPI	CONF. RPI	ADJ CONF. RPI		
Average RPI Loss:	34											
DIV. I ONLY		26- 2	.92857	3	9- 1	49	78	9	.66151	12	11	10
DIV. I NON-CONF.		12- 1	.92308	12	0- 0	51	51	12	.67023	11	11	11
<hr/>												
TOTALS	RPI 1-25	RPI 26-50		W-L RECORDS		RPI 51-100		RPI 101-150		RPI 150+		
26- 2	1- 1	2- 0		OVERALL		7- 1		7- 0		9- 0		
12- 1	0- 1	1- 0		HOME		4- 0		3- 0		4- 0		
11- 1	0- 0	1- 0		AWAY		3- 1		3- 0		4- 0		
3- 0	1- 0	0- 0		NEUTRAL		0- 0		1- 0		1- 0		
<hr/>												
12- 1	1- 1	2- 0		NON-CONFERENCE		3- 0		3- 0		3- 0		
5- 1	0- 1	1- 0		HOME		2- 0		1- 0		1- 0		
4- 0	0- 0	1- 0		AWAY		1- 0		1- 0		1- 0		
3- 0	1- 0	0- 0		NEUTRAL		0- 0		1- 0		1- 0		
<hr/>												
14- 1	0- 0	0- 0		CONFERENCE		4- 1		4- 0		6- 0		
7- 0	0- 0	0- 0		HOME		2- 0		2- 0		3- 0		
7- 1	0- 0	0- 0		AWAY		2- 1		2- 0		3- 0		
0- 0	0- 0	0- 0		NEUTRAL		0- 0		0- 0		0- 0		
<hr/>												
RPI S	Opponent	Score	RPI S	Opponent	Score	RPI S	Opponent	Score	RPI S	Opponent	Score	
6 H	Wisconsin	0 3	26 H	Marquette	3 0	61 A	UNLV	1 3	120 H	UC Santa Barbara	3 0	
21 N	BYU	3 1	36 A	Arizona St.	3 2	61 H	UNLV	3 1	123 A	New Mexico St.	3 0	
						62 A	Wyoming	3 0	136 A	Boise St.	3 0	
						63 A	New Mexico	3 0	136 H	Boise St.	3 0	
						63 H	New Mexico	3 1	141 A	San Diego St.	3 2	
						72 H	VCU	3 0	141 H	San Diego St.	3 0	
						90 H	Denver	3 0	142 N	Pepperdine	3 0	
						92 A	Northern Colo.	3 0	155 A	Utah St.	3 1	
									155 H	Utah St.	3 0	
									194 A	UTEP	3 0	
									196 H	Florida A&M	3 0	
									211 A	Air Force	3 0	
									211 H	Air Force	3 0	
									226 A	Fresno St.	3 0	
									226 H	Fresno St.	3 0	
									326 N	N.C. Central	3 0	

Non-Div. I Games:

Colorado St.

Average RPI Win: 112		WON-LOST	WINNING	LAST 10	STRENGTH OF		OPP. STRENGTH	TEAM	ADJ	CONF.	ADJ CONF.
Average RPI Loss: 9		RECORD	PCT. RANK	GAMES	SCHEDULE		OF SCHEDULE	RPI	RPI	RPI	RPI
DIV. I ONLY		21- 7	.75	45	25		14	16	.65426	14	1
DIV. I NON-CONF.		11- 1	.91667	15	105		66	23	.6333	23	1
TOTALS		RPI 1-25	RPI 26-50		W-L RECORDS		RPI 51-100		RPI 101-150		RPI 150+
21- 7		3- 7	7- 0		OVERALL		1- 0		3- 0		7- 0
12- 3		1- 3	4- 0		HOME		0- 0		2- 0		5- 0
5- 4		1- 4	2- 0		AWAY		0- 0		1- 0		1- 0
4- 0		1- 0	1- 0		NEUTRAL		1- 0		0- 0		1- 0
11- 1		1- 1	2- 0		NON-CONFERENCE		1- 0		0- 0		7- 0
6- 0		0- 0	1- 0		HOME		0- 0		0- 0		5- 0
1- 1		0- 1	0- 0		AWAY		0- 0		0- 0		1- 0
4- 0		1- 0	1- 0		NEUTRAL		1- 0		0- 0		1- 0
10- 6		2- 6	5- 0		CONFERENCE		0- 0		3- 0		0- 0
6- 3		1- 3	3- 0		HOME		0- 0		2- 0		0- 0
4- 3		1- 3	2- 0		AWAY		0- 0		1- 0		0- 0
0- 0		0- 0	0- 0		NEUTRAL		0- 0		0- 0		0- 0
RPI S	Opponent	Score		RPI S	Opponent	Score		RPI S	Opponent	Score	
1 A	Stanford	2	3	29 N	UCF	3	1	89 N	South Dakota	3	1
1 H	Stanford	1	3	35 A	Oregon St.	3	1	102 A	California	3	0
2 A	Texas	0	3	35 H	Oregon St.	3	1	102 H	California	3	0
4 H	Washington	1	3	36 H	Arizona St.	3	2	107 H	Washington St.	3	1
8 A	Oregon	0	3	37 H	CSUN	3	0	196 N	Florida A&M	3	0
8 H	Oregon	3	1	40 A	Utah	3	0	201 H	Tulane	3	0
17 A	UCLA	3	0	40 H	Utah	3	0	222 H	Loyola Chicago	3	0
18 N	Kansas St.	3	0					233 A	Green Bay	3	0
24 A	Colorado	0	3					251 H	Coppin St.	3	0
24 H	Colorado	1	3					269 H	UMBC	3	0
								287 H	Alabama St.	3	0
				LAST 10 GAMES							
				35 H	Oregon St.	3	1	24 H	Colorado	1	3
				8 H	Oregon	3	1	35 A	Oregon St.	3	1
				102 A	California	3	0	8 A	Oregon	0	3
				1 A	Stanford	2	3	4 H	Washington	1	3
				40 H	Utah	3	0	107 H	Washington St.	3	1

Non-Div. I Games:

Arizona

Average RPI Win:	85	WON-LOST RECORD	WINNING PCT. RANK	LAST 10 GAMES	STRENGTH OF SCHEDULE	OPP. STRENGTH OF SCHEDULE	TEAM RPI	ADJ RPI	CONF. RPI	ADJ CONF. RPI		
DIV. I ONLY		15- 8	.65217	88	7- 3	2	9	15	.65193	15	2	2
DIV. I NON-CONF.		8- 3	.72727	65	1- 0	19	19	21	.64095	22	3	3
<hr/>												
TOTALS	RPI 1-25	RPI 26-50		W-L RECORDS		RPI 51-100		RPI 101-150		RPI 150+		
15- 8	4- 5	0- 0		OVERALL		9- 3		0- 0		2- 0		
9- 3	3- 3	0- 0		HOME		4- 0		0- 0		2- 0		
4- 5	1- 2	0- 0		AWAY		3- 3		0- 0		0- 0		
2- 0	0- 0	0- 0		NEUTRAL		2- 0		0- 0		0- 0		
<hr/>												
8- 3	0- 2	0- 0		NON-CONFERENCE		6- 1		0- 0		2- 0		
4- 2	0- 2	0- 0		HOME		2- 0		0- 0		2- 0		
2- 1	0- 0	0- 0		AWAY		2- 1		0- 0		0- 0		
2- 0	0- 0	0- 0		NEUTRAL		2- 0		0- 0		0- 0		
<hr/>												
7- 5	4- 3	0- 0		CONFERENCE		3- 2		0- 0		0- 0		
5- 1	3- 1	0- 0		HOME		2- 0		0- 0		0- 0		
2- 4	1- 2	0- 0		AWAY		1- 2		0- 0		0- 0		
0- 0	0- 0	0- 0		NEUTRAL		0- 0		0- 0		0- 0		
<hr/>												
RPI S	Opponent	Score	RPI S	Opponent	Score	RPI S	Opponent	Score	RPI S	Opponent	Score	
1 H	Stanford	0 3				51 A	Minnesota	1 3	210 H	Tennessee	3 0	
2 A	Texas	0 3				53 N	Tulsa	3 1	237 H	Omaha	3 0	
2 H	Texas	1 3				58 A	Baylor	2 3				
3 H	Florida St.	0 3				74 A	West Virginia	3 0				
16 H	Kansas	3 2				74 H	West Virginia	3 1				
18 A	Kansas St.	1 3				76 A	UNI	3 2				
18 H	Kansas St.	3 0				78 H	Iowa	3 0				
25 A	Oklahoma	3 2				89 A	South Dakota	3 0				
25 H	Oklahoma	3 1				97 A	TCU	1 3				
						97 H	TCU	3 2				
						99 N	Milwaukee	3 0				
						100 H	Northern Ill.	3 0				
<hr/>												
LAST 10 GAMES												
97 H	TCU	3 2	58 A	Baylor	2 3							
25 A	Oklahoma	3 2	16 H	Kansas	3 2							
74 A	West Virginia	3 0	89 A	South Dakota	3 0							
18 H	Kansas St.	3 0	25 H	Oklahoma	3 1							
2 H	Texas	1 3	18 A	Kansas St.	1 3							

Non-Div. I Games:

Iowa St.

Average RPI Win: 110		WON-LOST	WINNING	LAST 10	STRENGTH OF		OPP. STRENGTH	TEAM	ADJ		CONF.	ADJ CONF.
Average RPI Loss: 28		RECORD	PCT. RANK	GAMES	SCHEDULE		OF SCHEDULE	RPI	RPI		RPI	RPI
DIV. I ONLY		19- 7	.73077	55	7		41	14	.64811		16	2
DIV. I NON-CONF.		12- 2	.85714	27	16		107	11	.66735		13	3
TOTALS		RPI 1-25	RPI 26-50		W-L RECORDS		RPI 51-100		RPI 101-150		RPI 150+	
19- 7		1- 5	1- 1		OVERALL		9- 1		3- 0		5- 0	
9- 3		0- 2	1- 1		HOME		4- 0		2- 0		2- 0	
6- 3		1- 2	0- 0		AWAY		3- 1		1- 0		1- 0	
4- 1		0- 1	0- 0		NEUTRAL		2- 0		0- 0		2- 0	
12- 2		0- 1	1- 1		NON-CONFERENCE		5- 0		1- 0		5- 0	
6- 1		0- 0	1- 1		HOME		2- 0		1- 0		2- 0	
2- 0		0- 0	0- 0		AWAY		1- 0		0- 0		1- 0	
4- 1		0- 1	0- 0		NEUTRAL		2- 0		0- 0		2- 0	
7- 5		1- 4	0- 0		CONFERENCE		4- 1		2- 0		0- 0	
3- 2		0- 2	0- 0		HOME		2- 0		1- 0		0- 0	
4- 3		1- 2	0- 0		AWAY		2- 1		1- 0		0- 0	
0- 0		0- 0	0- 0		NEUTRAL		0- 0		0- 0		0- 0	
RPI S	Opponent	Score	RPI S	Opponent	Score	RPI S	Opponent	Score	RPI S	Opponent	Score	
2 H	Texas	1 3	31 H	Creighton	3 1	58 A	Baylor	3 1	108 H	North Texas	3 0	
10 N	Penn St.	0 3	32 H	Lipscomb	2 3	58 H	Baylor	3 0	116 A	Texas Tech	3 1	
15 A	Iowa St.	2 3				70 H	Arkansas	3 1	116 H	Texas Tech	3 0	
18 A	Kansas St.	3 0				74 A	West Virginia	3 1	158 A	Villanova	3 0	
18 H	Kansas St.	2 3				80 N	Yale	3 0	171 H	Cleveland St.	3 1	
25 A	Oklahoma	2 3				86 N	American	3 1	184 N	Sam Houston St.	3 0	
						88 H	UMKC	3 1	186 H	Utah Valley	3 0	
						90 A	Denver	3 1	294 N	Bradley	3 0	
						97 A	TCU	2 3				
						97 H	TCU	3 0				
LAST 10 GAMES												
	18 A Kansas St.	3 0		15 A Iowa St.	2 3							
	116 A Texas Tech	3 1		97 H TCU	3 0							
	58 H Baylor	3 0		74 A West Virginia	3 1							
	97 A TCU	2 3		58 A Baylor	3 1							
	116 H Texas Tech	3 0		2 H Texas	1 3							

Non-Div. I Games:

Kansas

Average RPI Win:	96	WON-LOST RECORD	WINNING PCT. RANK	LAST 10 GAMES	STRENGTH OF SCHEDULE	OPP. STRENGTH OF SCHEDULE	TEAM RPI	ADJ RPI	CONF. RPI	ADJ CONF. RPI					
DIV. I ONLY		18- 9	.66667	80	6- 4	11	6	18	.6468	17	1	1			
DIV. I NON-CONF.		9- 2	.81818	36	0- 0	31	55	18	.64829	19	1	1			
<hr/>															
TOTALS	RPI 1-25	RPI 26-50		W-L RECORDS		RPI 51-100		RPI 101-150		RPI 150+					
18- 9	4- 7	3- 2		OVERALL		2- 0		5- 0		4- 0					
6- 4	2- 4	2- 0		HOME		0- 0		2- 0		0- 0					
5- 4	1- 2	1- 2		AWAY		0- 0		2- 0		1- 0					
7- 1	1- 1	0- 0		NEUTRAL		2- 0		1- 0		3- 0					
9- 2	1- 1	1- 1		NON-CONFERENCE		2- 0		1- 0		4- 0					
0- 0	0- 0	0- 0		HOME		0- 0		0- 0		0- 0					
2- 1	0- 0	1- 1		AWAY		0- 0		0- 0		1- 0					
7- 1	1- 1	0- 0		NEUTRAL		2- 0		1- 0		3- 0					
9- 7	3- 6	2- 1		CONFERENCE		0- 0		4- 0		0- 0					
6- 4	2- 4	2- 0		HOME		0- 0		2- 0		0- 0					
3- 3	1- 2	0- 1		AWAY		0- 0		2- 0		0- 0					
0- 0	0- 0	0- 0		NEUTRAL		0- 0		0- 0		0- 0					
RPI	S	Opponent	Score	RPI	S	Opponent	Score	RPI	S	Opponent	Score				
1	A	Stanford	1 3	30	A	Hawaii	3 0	64	N	LIU Brooklyn	3 0	102	A	California	3 1
1	H	Stanford	0 3	34	A	Loyola Marymount	0 3	80	N	Yale	3 0	102	H	California	3 0
4	A	Washington	2 3	35	H	Oregon St.	3 2					107	A	Washington St.	3 1
4	H	Washington	0 3	40	A	Utah	0 3					107	H	Washington St.	3 2
8	H	Oregon	3 1	40	H	Utah	3 2					138	N	San Francisco	3 0
9	N	Illinois	3 0									155	N	Utah St.	3 1
10	N	Penn St.	0 3									205	N	Georgetown	3 0
14	H	Arizona	0 3									220	A	Cal St. Fullerton	3 0
20	H	Southern California	3 0									290	N	Binghamton	3 0
24	A	Colorado	3 0												
24	H	Colorado	1 3												
<hr/>															
LAST 10 GAMES															
102	H	California	3 0	4	H	Washington	0 3								
1	H	Stanford	0 3	102	A	California	3 1								
40	A	Utah	0 3	1	A	Stanford	1 3								
24	A	Colorado	3 0	35	H	Oregon St.	3 2								
107	H	Washington St.	3 2	8	H	Oregon	3 1								

Non-Div. I Games:

UCLA

[illegible]

Non-Div. I Games:

Kansas St.

Average RPI Win:	96	WON-LOST	WINNING	LAST 10	STRENGTH OF	OPP. STRENGTH	TEAM	ADJ	CONF.	ADJ CONF.		
Average RPI Loss:	29	RECORD	PCT. RANK	GAMES	SCHEDULE	OF SCHEDULE	RPI	RPI	RPI	RPI		
DIV. I ONLY		17- 8	.68	76	6- 4	16	19	20	.64202	19	5	5
DIV. I NON-CONF.		8- 3	.72727	65	0- 0	22	4	17	.65481	17	5	5
<hr/>												
TOTALS	RPI 1-25	RPI 26-50		W-L RECORDS		RPI 51-100		RPI 101-150		RPI 150+		
17- 8	2- 4	4- 2		OVERALL		3- 2		4- 0		4- 0		
9- 5	1- 2	1- 1		HOME		2- 2		2- 0		3- 0		
5- 3	1- 2	1- 1		AWAY		0- 0		2- 0		1- 0		
3- 0	0- 0	2- 0		NEUTRAL		1- 0		0- 0		0- 0		
<hr/>												
8- 3	1- 2	3- 0		NON-CONFERENCE		2- 1		0- 0		2- 0		
3- 3	0- 2	0- 0		HOME		1- 1		0- 0		2- 0		
2- 0	1- 0	1- 0		AWAY		0- 0		0- 0		0- 0		
3- 0	0- 0	2- 0		NEUTRAL		1- 0		0- 0		0- 0		
<hr/>												
9- 5	1- 2	1- 2		CONFERENCE		1- 1		4- 0		2- 0		
6- 2	1- 0	1- 1		HOME		1- 1		2- 0		1- 0		
3- 3	0- 2	0- 1		AWAY		0- 0		2- 0		1- 0		
0- 0	0- 0	0- 0		NEUTRAL		0- 0		0- 0		0- 0		
<hr/>												
RPI S	Opponent	Score		RPI S	Opponent	Score		RPI S	Opponent	Score		
3 H	Florida St.	0	3	28 A	Alabama	2	3	66 H	UTSA	2	3	
3 H	Florida St.	1	3	28 H	Alabama	3	2	70 H	Arkansas	1	3	
7 A	Florida	0	3	38 H	LSU	2	3	72 N	VCU	3	2	
13 A	Kentucky	0	3	39 A	Ohio	3	0	75 H	Ole Miss	3	1	
13 H	Kentucky	3	1	43 N	San Diego	3	1	78 H	Iowa	3	0	
20 A	Southern California	3	2	50 N	Virginia Tech	3	0					
<hr/>												
LAST 10 GAMES												
210 H Tennessee						13 H Kentucky						
75 H Ole Miss						112 H Georgia						
38 H LSU						103 A South Carolina						
105 A Missouri						70 H Arkansas						
28 A Alabama						7 A Florida						

Non-Div. I Games:

Texas A&M

Average RPI Win:	75	WON-LOST RECORD	WINNING PCT. RANK	LAST 10 GAMES	STRENGTH OF SCHEDULE	OPP. STRENGTH OF SCHEDULE	TEAM RPI	ADJ RPI	CONF. RPI	ADJ CONF. RPI		
DIV. I ONLY		14- 12	.53846	151	4- 6	1	3	23	.63842	20	1	1
DIV. I NON-CONF.		7- 3	.7	84	0- 0	2	26	7	.68806	8	1	1
<hr/>												
TOTALS	RPI 1-25	RPI 26-50		W-L RECORDS		RPI 51-100		RPI 101-150		RPI 150+		
14- 12	3- 9	4- 2		OVERALL		2- 0		4- 1		1- 0		
4- 7	1- 5	2- 1		HOME		0- 0		1- 1		0- 0		
5- 4	2- 3	0- 1		AWAY		1- 0		2- 0		0- 0		
5- 1	0- 1	2- 0		NEUTRAL		1- 0		1- 0		1- 0		
7- 3	1- 3	2- 0		NON-CONFERENCE		2- 0		1- 0		1- 0		
0- 2	0- 2	0- 0		HOME		0- 0		0- 0		0- 0		
2- 0	1- 0	0- 0		AWAY		1- 0		0- 0		0- 0		
5- 1	0- 1	2- 0		NEUTRAL		1- 0		1- 0		1- 0		
7- 9	2- 6	2- 2		CONFERENCE		0- 0		3- 1		0- 0		
4- 5	1- 3	2- 1		HOME		0- 0		1- 1		0- 0		
3- 4	1- 3	0- 1		AWAY		0- 0		2- 0		0- 0		
0- 0	0- 0	0- 0		NEUTRAL		0- 0		0- 0		0- 0		
RPI S	Opponent	Score	RPI S	Opponent	Score	RPI S	Opponent	Score	RPI S	Opponent	Score	
1 A	Stanford	1 3	31 N	Creighton	3 1	55 A	Pacific	3 2	102 A	California	3 1	
1 H	Stanford	0 3	35 H	Oregon St.	3 1	76 N	UNI	3 0	102 H	California	2 3	
4 A	Washington	0 3	36 H	Arizona St.	1 3				107 A	Washington St.	3 2	
4 H	Washington	0 3	40 A	Utah	0 3				107 H	Washington St.	3 1	
6 N	Wisconsin	1 3	40 H	Utah	3 1				147 N	Maryland	3 0	
7 H	Florida	0 3	41 N	UALR	3 1				252 N	Rider	3 0	
8 H	Oregon	1 3										
13 A	Kentucky	3 0										
17 A	UCLA	0 3										
19 H	Texas A&M	2 3										
24 A	Colorado	3 0										
24 H	Colorado	3 0										
			LAST 10 GAMES									
			102 H	California	2 3	4 H	Washington	0 3				
			1 H	Stanford	0 3	1 A	Stanford	1 3				
			24 A	Colorado	3 0	102 A	California	3 1				
			40 A	Utah	0 3	35 H	Oregon St.	3 1				
			107 H	Washington St.	3 1	8 H	Oregon	1 3				

Non-Div. I Games:

Southern California

Average RPI Win:		129	WON-LOST RECORD		WINNING PCT. RANK		LAST 10 GAMES		STRENGTH OF SCHEDULE		OPP. STRENGTH OF SCHEDULE		TEAM RPI		ADJ RPI		CONF. RPI		ADJ CONF. RPI				
DIV. I ONLY			22- 4	.84615	13	8- 2			62	46	19	.63713	21	6	6								
DIV. I NON-CONF.			9- 2	.81818	36	0- 0			76	50	30	.62128	32	6	6								
TOTALS		RPI 1-25		RPI 26-50		W-L RECORDS		RPI 51-100		RPI 101-150		RPI 150+											
22- 4		0- 2		4- 2		OVERALL		4- 0		8- 0		6- 0											
12- 1		0- 1		4- 0		HOME		2- 0		3- 0		3- 0											
8- 2		0- 0		0- 2		AWAY		2- 0		5- 0		1- 0											
2- 1		0- 1		0- 0		NEUTRAL		0- 0		0- 0		2- 0											
9- 2		0- 2		1- 0		NON-CONFERENCE		1- 0		2- 0		5- 0											
3- 1		0- 1		1- 0		HOME		0- 0		0- 0		2- 0											
4- 0		0- 0		0- 0		AWAY		1- 0		2- 0		1- 0											
2- 1		0- 1		0- 0		NEUTRAL		0- 0		0- 0		2- 0											
13- 2		0- 0		3- 2		CONFERENCE		3- 0		6- 0		1- 0											
9- 0		0- 0		3- 0		HOME		2- 0		3- 0		1- 0											
4- 2		0- 0		0- 2		AWAY		1- 0		3- 0		0- 0											
0- 0		0- 0		0- 0		NEUTRAL		0- 0		0- 0		0- 0											
RPI	S	Opponent		Score		RPI	S	Opponent		Score		RPI	S	Opponent		Score							
4	H	Washington		2	3	34	H	Loyola Marymount		3	0	55	A	Pacific		3	1	109	A	Idaho St.	3	0	
12	N	Colorado St.		1	3	40	H	Utah		3	0	55	H	Pacific		3	0	123	A	New Mexico St.	3	0	
						43	A	San Diego		2	3	74	A	West Virginia		3	0	138	A	San Francisco	3	0	
						43	H	San Diego		3	1	81	H	Gonzaga		3	0	138	H	San Francisco	3	1	
						45	A	Santa Clara		0	3							142	A	Pepperdine	3	0	
						45	H	Santa Clara		3	0							142	H	Pepperdine	3	1	
																		150	A	St. Mary's (CA)	3	1	
																		150	H	St. Mary's (CA)	3	0	
																		156	N	IUPUI	3	0	
																		186	H	Utah Valley	3	0	
																		194	A	UTEP	3	0	
																		234	H	Portland	3	0	
																		269	H	UMBC	3	0	
																		277	N	Toledo	3	0	
						LAST 10 GAMES																	
						43	H	San Diego		3	1	142	H	Pepperdine		3	1						
						55	H	Pacific		3	0	34	H	Loyola Marymount		3	0						
						150	H	St. Mary's (CA)		3	0	43	A	San Diego		2	3						
						138	A	San Francisco		3	0	150	A	St. Mary's (CA)		3	1						
						45	A	Santa Clara		0	3	55	A	Pacific		3	1						

Non-Div. I Games:

BYU

Average RPI Win: 117		WON-LOST RECORD		WINNING PCT. RANK		LAST 10 GAMES		STRENGTH OF SCHEDULE		OPP. STRENGTH OF SCHEDULE		TEAM RPI		ADJ RPI		CONF. RPI		ADJ CONF. RPI			
DIV. I ONLY		20- 6		.76923 39		7- 3		54		25		24		.63513 22		4		4			
DIV. I NON-CONF.		8- 3		.72727 65		0- 0		66		11		33		.62187 30		4		4			
TOTALS		RPI 1-25		RPI 26-50		W-L RECORDS		RPI 51-100		RPI 101-150		RPI 150+									
20- 6		2- 2		2- 3		OVERALL		5- 1		4- 0		7- 0									
13- 2		2- 1		1- 0		HOME		4- 1		2- 0		4- 0									
6- 4		0- 1		1- 3		AWAY		1- 0		2- 0		2- 0									
1- 0		0- 0		0- 0		NEUTRAL		0- 0		0- 0		1- 0									
8- 3		1- 1		1- 2		NON-CONFERENCE		2- 0		0- 0		4- 0									
6- 0		1- 0		0- 0		HOME		2- 0		0- 0		3- 0									
1- 3		0- 1		1- 2		AWAY		0- 0		0- 0		0- 0									
1- 0		0- 0		0- 0		NEUTRAL		0- 0		0- 0		1- 0									
12- 3		1- 1		1- 1		CONFERENCE		3- 1		4- 0		3- 0									
7- 2		1- 1		1- 0		HOME		2- 1		2- 0		1- 0									
5- 1		0- 0		0- 1		AWAY		1- 0		2- 0		2- 0									
0- 0		0- 0		0- 0		NEUTRAL		0- 0		0- 0		0- 0									
RPI S	Opponent		Score		RPI S	Opponent		Score		RPI S	Opponent		Score		RPI S	Opponent		Score			
1 A	Stanford		1	3	27 H	Miami (FL)		3	0	54 H	Pittsburgh		2	3	121 H	Georgia Tech		3	1		
3 H	Florida St.		3	1	45 A	Santa Clara		0	3	56 A	Virginia		3	0	135 A	Boston College		3	0		
5 H	North Carolina		0	3	48 A	Michigan		2	3	56 H	Virginia		3	0	143 A	Wake Forest		3	0		
25 H	Oklahoma		3	0	49 A	Michigan St.		3	2	73 H	Furman		3	0	143 H	Wake Forest		3	0		
					50 A	Virginia Tech		2	3	74 H	West Virginia		3	1	175 A	Notre Dame		3	1		
										94 H	Clemson		3	0	175 H	Notre Dame		3	1		
															179 H	North Florida		3	0		
															188 H	High Point		3	1		
															195 N	Penn		3	1		
															213 A	Syracuse		3	0		
															214 H	Campbell		3	1		
					LAST 10 GAMES																
					175 H Notre Dame					3	1	143 H Wake Forest					3	0			
					3 H Florida St.					3	1	94 H Clemson					3	0			
					213 A Syracuse					3	0	5 H North Carolina					0	3			
					54 H Pittsburgh					2	3	56 H Virginia					3	0			
					50 A Virginia Tech					2	3	143 A Wake Forest					3	0			

Non-Div. I Games:

Duke

Average RPI Win:	146	WON-LOST	WINNING	LAST 10	STRENGTH OF	OPP. STRENGTH	TEAM	ADJ	CONF.	ADJ CONF.							
Average RPI Loss:	21	RECORD	PCT. RANK	GAMES	SCHEDULE	OF SCHEDULE	RPI	RPI	RPI	RPI							
DIV. I ONLY		22- 4	.84615	13		67	61	21	.63161	23	8	8					
DIV. I NON-CONF.		10- 4	.71429	74		72	52	46	.59827	50	7	7					
<hr/>																	
TOTALS		RPI 1-25		RPI 26-50		W-L RECORDS		RPI 51-100		RPI 101-150		RPI 150+					
22- 4		0- 2		4- 2		OVERALL		1- 0		8- 0		9- 0					
13- 1		0- 0		2- 1		HOME		1- 0		5- 0		5- 0					
7- 1		0- 1		2- 0		AWAY		0- 0		2- 0		3- 0					
2- 2		0- 1		0- 1		NEUTRAL		0- 0		1- 0		1- 0					
10- 4		0- 2		0- 2		NON-CONFERENCE		1- 0		4- 0		5- 0					
7- 1		0- 0		0- 1		HOME		1- 0		3- 0		3- 0					
1- 1		0- 1		0- 0		AWAY		0- 0		0- 0		1- 0					
2- 2		0- 1		0- 1		NEUTRAL		0- 0		1- 0		1- 0					
12- 0		0- 0		4- 0		CONFERENCE		0- 0		4- 0		4- 0					
6- 0		0- 0		2- 0		HOME		0- 0		2- 0		2- 0					
6- 0		0- 0		2- 0		AWAY		0- 0		2- 0		2- 0					
0- 0		0- 0		0- 0		NEUTRAL		0- 0		0- 0		0- 0					
RPI	S	Opponent		Score		RPI	S	Opponent		Score		RPI	S	Opponent		Score	
5	N	North Carolina		0	3	30	A	Hawaii		3	2	92	H	Northern Colo.		3	0
9	A	Illinois		0	3	30	H	Hawaii		3	2	120	H	UC Santa Barbara		3	0
						34	H	Loyola Marymount		1	3	125	A	UC Irvine		3	1
						35	N	Oregon St.		2	3	131	N	Southern Ill.		3	1
						37	A	CSUN		3	1	137	H	UC Davis		3	1
						37	H	CSUN		3	1	138	H	San Francisco		3	1
												145	H	Idaho		3	1
												150	H	St. Mary's (CA)		3	0
												167	H	A&M-Corpus Christi		3	0
												191	A	Cal Poly		3	1
												191	H	Cal Poly		3	0
												206	H	Army		3	0
												214	H	Campbell		3	0
												220	A	Cal St. Fullerton		3	0
												221	A	Bakersfield		3	1
												226	N	Fresno St.		3	0
												293	H	UC Riverside		3	0
<hr/>																	
LAST 10 GAMES																	
120 H UC Santa Barbara 3 0 293 H UC Riverside 3 0																	
191 H Cal Poly 3 0 191 A Cal Poly 3 1																	
30 A Hawaii 3 2 120 A UC Santa Barbara 3 0																	
37 A CSUN 3 1 30 H Hawaii 3 2																	
137 H UC Davis 3 1 37 H CSUN 3 1																	

Non-Div. I Games:

Long Beach St.

Average RPI Win:	95	WON-LOST RECORD	WINNING PCT. RANK	LAST 10 GAMES	STRENGTH OF SCHEDULE	OPP. STRENGTH OF SCHEDULE	TEAM RPI	ADJ RPI	CONF. RPI	ADJ CONF. RPI		
DIV. I ONLY		17- 11	.60714	113	6- 4	12	16	30	.62976	24	1	1
DIV. I NON-CONF.		8- 4	.66667	88	0- 0	52	80	50	.59708	52	1	1
<hr/>												
TOTALS	RPI 1-25	RPI 26-50		W-L RECORDS		RPI 51-100		RPI 101-150		RPI 150+		
17- 11	4- 7	2- 2		OVERALL		3- 2		4- 0		4- 0		
11- 4	2- 3	1- 1		HOME		2- 0		3- 0		3- 0		
5- 4	2- 3	1- 1		AWAY		1- 0		1- 0		0- 0		
1- 3	0- 1	0- 0		NEUTRAL		0- 2		0- 0		1- 0		
8- 4	0- 1	0- 1		NON-CONFERENCE		3- 2		1- 0		4- 0		
6- 0	0- 0	0- 0		HOME		2- 0		1- 0		3- 0		
1- 1	0- 0	0- 1		AWAY		1- 0		0- 0		0- 0		
1- 3	0- 1	0- 0		NEUTRAL		0- 2		0- 0		1- 0		
9- 7	4- 6	2- 1		CONFERENCE		0- 0		3- 0		0- 0		
5- 4	2- 3	1- 1		HOME		0- 0		2- 0		0- 0		
4- 3	2- 3	1- 0		AWAY		0- 0		1- 0		0- 0		
0- 0	0- 0	0- 0		NEUTRAL		0- 0		0- 0		0- 0		
RPI S	Opponent	Score	RPI S	Opponent	Score	RPI S	Opponent	Score	RPI S	Opponent	Score	
1 H	Stanford	2 3	31 A	Creighton	0 3	54 H	Pittsburgh	3 1	102 H	California	3 1	
4 A	Washington	0 3	36 A	Arizona St.	3 2	59 N	Northwestern	2 3	107 A	Washington St.	3 0	
4 H	Washington	3 2	36 H	Arizona St.	2 3	83 H	Butler	3 1	107 H	Washington St.	3 2	
8 A	Oregon	1 3	40 H	Utah	3 2	89 N	South Dakota	1 3	109 H	Idaho St.	3 1	
9 N	Illinois	1 3				100 A	Northern Ill.	3 2	192 N	Presbyterian	3 0	
14 A	Arizona	3 1							204 H	Ga. Southern	3 0	
14 H	Arizona	3 0							207 H	Portland St.	3 0	
17 A	UCLA	3 1							225 H	Robert Morris	3 0	
17 H	UCLA	0 3										
20 A	Southern California	0 3										
20 H	Southern California	0 3										
			LAST 10 GAMES									
			107 H	Washington St.	3 2	14 A	Arizona	3 1				
			4 H	Washington	3 2	4 A	Washington	0 3				
			20 H	Southern California	0 3	107 A	Washington St.	3 0				
			17 H	UCLA	0 3	102 H	California	3 1				
			36 A	Arizona St.	3 2	1 H	Stanford	2 3				

Non-Div. I Games:

Colorado

Average RPI Win:	114	WON-LOST RECORD	WINNING PCT. RANK	LAST 10 GAMES	STRENGTH OF SCHEDULE	OPP. STRENGTH OF SCHEDULE	TEAM RPI	ADJ RPI	CONF. RPI	ADJ CONF. RPI		
DIV. I ONLY		17- 9	.65385	87	5- 5	13	24	26	.62962	25	2	2
DIV. I NON-CONF.		9- 4	.69231	85	0- 0	59	47	41	.60631	41	3	3
<hr/>												
TOTALS	RPI 1-25	RPI 26-50		W-L RECORDS		RPI 51-100		RPI 101-150		RPI 150+		
17- 9	2- 7	2- 1		OVERALL		5- 1		4- 0		4- 0		
9- 2	1- 2	2- 0		HOME		3- 0		1- 0		2- 0		
4- 7	1- 5	0- 1		AWAY		2- 1		1- 0		0- 0		
4- 0	0- 0	0- 0		NEUTRAL		0- 0		2- 0		2- 0		
9- 4	0- 3	2- 1		NON-CONFERENCE		0- 0		3- 0		4- 0		
4- 0	0- 0	2- 0		HOME		0- 0		0- 0		2- 0		
1- 4	0- 3	0- 1		AWAY		0- 0		1- 0		0- 0		
4- 0	0- 0	0- 0		NEUTRAL		0- 0		2- 0		2- 0		
8- 5	2- 4	0- 0		CONFERENCE		5- 1		1- 0		0- 0		
5- 2	1- 2	0- 0		HOME		3- 0		1- 0		0- 0		
3- 3	1- 2	0- 0		AWAY		2- 1		0- 0		0- 0		
0- 0	0- 0	0- 0		NEUTRAL		0- 0		0- 0		0- 0		
RPI S	Opponent	Score	RPI S	Opponent	Score	RPI S	Opponent	Score	RPI S	Opponent	Score	
2 A	Texas	3 0	37 H	CSUN	3 2	58 A	Baylor	3 0	116 H	Texas Tech	3 1	
2 H	Texas	2 3	41 H	UALR	3 1	58 H	Baylor	3 1	121 N	Georgia Tech	3 0	
5 A	North Carolina	1 3	46 A	SMU	2 3	74 A	West Virginia	3 1	143 A	Wake Forest	3 0	
7 A	Florida	2 3				74 H	West Virginia	3 0	145 N	Idaho	3 0	
15 A	Iowa St.	1 3				97 A	TCU	2 3	204 N	Ga. Southern	3 1	
15 H	Iowa St.	2 3				97 H	TCU	3 0	207 H	Portland St.	3 1	
16 H	Kansas	3 2							266 N	Texas Southern	3 0	
18 A	Kansas St.	0 3							285 H	Lamar	3 0	
22 A	Duke	0 3										
<hr/>												
LAST 10 GAMES												
2 H Texas		2 3	2 A Texas		3 0	18 A Kansas St.		0 3				
15 H Iowa St.		2 3	58 H Baylor		3 1	116 H Texas Tech		3 1				
58 A Baylor		3 0	97 A TCU		2 3	15 A Iowa St.		1 3				
97 A TCU		2 3	74 H West Virginia		3 0							
74 H West Virginia		3 0										

Non-Div. I Games:

Oklahoma

Average RPI Win: 125		WON-LOST RECORD		WINNING PCT. RANK		LAST 10 GAMES		STRENGTH OF SCHEDULE		OPP. STRENGTH OF SCHEDULE		TEAM RPI		ADJ RPI		CONF. RPI		ADJ CONF. RPI	
DIV. I ONLY		18- 7		.72 58		9- 1		23		53		25		.62591 27		4		4	
DIV. I NON-CONF.		7- 4		.63636 109		0- 0		18		121		39		.60754 37		4		4	
TOTALS		RPI 1-25		RPI 26-50		W-L RECORDS		RPI 51-100		RPI 101-150		RPI 150+							
18- 7		0- 4		1- 1		OVERALL		7- 2		5- 0		5- 0							
11- 1		0- 1		1- 0		HOME		5- 0		2- 0		3- 0							
5- 4		0- 3		0- 0		AWAY		2- 1		2- 0		1- 0							
2- 2		0- 0		0- 1		NEUTRAL		0- 1		1- 0		1- 0							
7- 4		0- 1		0- 1		NON-CONFERENCE		2- 2		2- 0		3- 0							
5- 0		0- 0		0- 0		HOME		2- 0		1- 0		2- 0							
0- 2		0- 1		0- 0		AWAY		0- 1		0- 0		0- 0							
2- 2		0- 0		0- 1		NEUTRAL		0- 1		1- 0		1- 0							
11- 3		0- 3		1- 0		CONFERENCE		5- 0		3- 0		2- 0							
6- 1		0- 1		1- 0		HOME		3- 0		1- 0		1- 0							
5- 2		0- 2		0- 0		AWAY		2- 0		2- 0		1- 0							
0- 0		0- 0		0- 0		NEUTRAL		0- 0		0- 0		0- 0							
RPI S	Opponent	Score		RPI S	Opponent	Score		RPI S	Opponent	Score		RPI S	Opponent	Score					
3 H	Florida St.	2	3	41 N	UALR	1	3	54 A	Pittsburgh	3	0	105 H	Missouri	3	1				
5 A	North Carolina	0	3	50 H	Virginia Tech	3	1	56 H	Virginia	3	1	121 H	Georgia Tech	3	0				
6 A	Wisconsin	0	3					57 H	Seton Hall	3	0	126 N	Ball St.	3	2				
22 A	Duke	0	3					71 H	FGCU	3	0	135 A	Boston College	3	0				
								87 N	Missouri St.	0	3	143 A	Wake Forest	3	0				
								93 H	Louisville	3	0	154 H	UNC Greensboro	3	0				
								94 H	Clemson	3	1	175 H	Notre Dame	3	0				
								95 A	North Carolina St.	3	0	196 H	Florida A&M	3	0				
								97 A	TCU	2	3	213 A	Syracuse	3	1				
												314 N	Prairie View	3	0				
				LAST 10 GAMES															
				54 A Pittsburgh				3 0				143 A Wake Forest				3 0			
				56 H Virginia				3 1				121 H Georgia Tech				3 0			
				93 H Louisville				3 0				50 H Virginia Tech				3 1			
				95 A North Carolina St.				3 0				135 A Boston College				3 0			
				5 A North Carolina				0 3				213 A Syracuse				3 1			

Non-Div. I Games:

Miami (FL)

Average RPI Win:	140	WON-LOST RECORD	WINNING PCT. RANK	LAST 10 GAMES	STRENGTH OF SCHEDULE	OPP. STRENGTH OF SCHEDULE	TEAM RPI	ADJ RPI	CONF. RPI	ADJ CONF. RPI	
Average RPI Loss:	39										
DIV. I ONLY		22- 6	.78571 30	7- 3	51	64	27	.6244 28	5	5	
DIV. I NON-CONF.		12- 2	.85714 27	0- 0	69	170	25	.62619 26	5	5	
<hr/>											
TOTALS	RPI 1-25	RPI 26-50		W-L RECORDS	RPI 51-100		RPI 101-150		RPI 150+		
22- 6	1- 3	1- 0		OVERALL	5- 3		7- 0		8- 0		
10- 1	1- 0	1- 0		HOME	2- 1		3- 0		3- 0		
6- 4	0- 3	0- 0		AWAY	0- 1		4- 0		2- 0		
6- 1	0- 0	0- 0		NEUTRAL	3- 1		0- 0		3- 0		
<hr/>											
12- 2	0- 0	0- 0		NON-CONFERENCE	4- 2		2- 0		6- 0		
4- 0	0- 0	0- 0		HOME	1- 0		1- 0		2- 0		
2- 1	0- 0	0- 0		AWAY	0- 1		1- 0		1- 0		
6- 1	0- 0	0- 0		NEUTRAL	3- 1		0- 0		3- 0		
<hr/>											
10- 4	1- 3	1- 0		CONFERENCE	1- 1		5- 0		2- 0		
6- 1	1- 0	1- 0		HOME	1- 1		2- 0		1- 0		
4- 3	0- 3	0- 0		AWAY	0- 0		3- 0		1- 0		
0- 0	0- 0	0- 0		NEUTRAL	0- 0		0- 0		0- 0		
<hr/>											
RPI S	Opponent	Score	RPI S	Opponent	Score	RPI S	Opponent	Score	RPI S	Opponent	Score
7 A	Florida	0 3	38 H	LSU	3 1	56 A	Virginia	1 3	101 A	Auburn	3 0
13 A	Kentucky	1 3				64 N	LIU Brooklyn	2 3	103 A	South Carolina	3 2
19 A	Texas A&M	2 3				70 H	Arkansas	3 1	103 H	South Carolina	3 1
19 H	Texas A&M	3 2				75 H	Ole Miss	2 3	112 A	Georgia	3 1
						76 N	UNI	3 1	112 H	Georgia	3 0
						82 N	Towson	3 0	129 A	Saint Louis	3 0
						84 N	Memphis	3 2	141 H	San Diego St.	3 1
						94 H	Clemson	3 1	170 N	Southern Miss.	3 0
									199 N	Navy	3 1
									210 A	Tennessee	3 1
									229 H	Mississippi St.	3 0
									232 H	UAB	3 0
									243 N	Southeast Mo. St.	3 1
									249 H	FIU	3 0
									287 A	Alabama St.	3 0
<hr/>											
			LAST 10 GAMES								
			112 H	Georgia	3 0	70 H	Arkansas	3 1			
			229 H	Mississippi St.	3 0	101 A	Auburn	3 0			
			103 A	South Carolina	3 2	75 H	Ole Miss	2 3			
			7 A	Florida	0 3	103 H	South Carolina	3 1			
			19 H	Texas A&M	3 2	19 A	Texas A&M	2 3			

Non-Div. I Games:

Alabama

Average RPI Win:		151	WON-LOST RECORD		WINNING PCT. RANK		LAST 10 GAMES		STRENGTH OF SCHEDULE		OPP. STRENGTH OF SCHEDULE		TEAM RPI		ADJ RPI		CONF. RPI		ADJ CONF. RPI				
Average RPI Loss:		26																					
DIV. I ONLY			21- 7		.75 45		8- 2		38		62		28		.62175 29		7		7				
DIV. I NON-CONF.			7- 5		.58333 130		0- 0		46		30		64		.58243 65		8		8				
TOTALS		RPI 1-25		RPI 26-50		W-L RECORDS		RPI 51-100		RPI 101-150		RPI 150+											
21- 7		0- 4		2- 1		OVERALL		4- 2		1- 0		14- 0											
11- 2		0- 0		1- 1		HOME		1- 1		1- 0		8- 0											
7- 4		0- 3		1- 0		AWAY		2- 1		0- 0		4- 0											
3- 1		0- 1		0- 0		NEUTRAL		1- 0		0- 0		2- 0											
7- 5		0- 4		0- 1		NON-CONFERENCE		1- 0		0- 0		6- 0											
4- 1		0- 0		0- 1		HOME		0- 0		0- 0		4- 0											
0- 3		0- 3		0- 0		AWAY		0- 0		0- 0		0- 0											
3- 1		0- 1		0- 0		NEUTRAL		1- 0		0- 0		2- 0											
14- 2		0- 0		2- 0		CONFERENCE		3- 2		1- 0		8- 0											
7- 1		0- 0		1- 0		HOME		1- 1		1- 0		4- 0											
7- 1		0- 0		1- 0		AWAY		2- 1		0- 0		4- 0											
0- 0		0- 0		0- 0		NEUTRAL		0- 0		0- 0		0- 0											
RPI	S	Opponent		Score		RPI	S	Opponent		Score		RPI	S	Opponent		Score							
2	A	Texas		0	3	26	H	Marquette		2	3	53	A	Tulsa		3	1	139	H	Houston	3	0	
7	A	Florida		1	3	46	A	SMU		3	2	53	H	Tulsa		2	3	152	A	Cincinnati	3	0	
14	N	Arizona		1	3	46	H	SMU		3	2	60	A	Temple		1	3	159	A	South Fla.	3	1	
18	A	Kansas St.		0	3							60	H	Temple		3	0	159	H	South Fla.	3	2	
												70	N	Arkansas		3	0	181	A	East Carolina	3	0	
												84	A	Memphis		3	2	181	H	East Carolina	3	0	
																		184	A	UConn	3	1	
																		184	H	UConn	3	0	
																		187	H	Eastern Ky.	3	0	
																		196	N	Florida A&M	3	0	
																		201	H	Tulane	3	0	
																		202	H	Western Caro.	3	0	
																		209	N	Middle Tenn.	3	1	
																		223	H	Northeastern	3	0	
																		249	H	FIU	3	0	
						LAST 10 GAMES																	
						46	H	SMU		3	2	159	H	South Fla.		3	2						
						53	H	Tulsa		2	3	201	H	Tulane		3	0						
						60	A	Temple		1	3	139	H	Houston		3	0						
						184	A	UConn		3	1	152	A	Cincinnati		3	0						
						181	H	East Carolina		3	0	84	A	Memphis		3	2						

Non-Div. I Games:

UCF

Average RPI Win:		142	WON-LOST RECORD		WINNING PCT. RANK	LAST 10 GAMES		STRENGTH OF SCHEDULE	OPP. STRENGTH OF SCHEDULE	TEAM RPI	ADJ RPI	CONF. RPI	ADJ CONF. RPI
Average RPI Loss:		31											
DIV. I ONLY		22- 7			.75862 42	10- 0		65	39	33	.61941 31	9	9
DIV. I NON-CONF.		7- 6			.53846 147	0- 0		28	6	56	.59705 53	9	9
TOTALS		RPI 1-25	RPI 26-50		W-L RECORDS		RPI 51-100		RPI 101-150		RPI 150+		
22- 7		1- 5	3- 0		OVERALL		6- 2		3- 0		9- 0		
11- 2		1- 1	1- 0		HOME		3- 1		2- 0		4- 0		
8- 4		0- 3	1- 0		AWAY		2- 1		1- 0		4- 0		
3- 1		0- 1	1- 0		NEUTRAL		1- 0		0- 0		1- 0		
7- 6		1- 5	1- 0		NON-CONFERENCE		2- 1		1- 0		2- 0		
4- 2		1- 1	0- 0		HOME		1- 1		1- 0		1- 0		
0- 3		0- 3	0- 0		AWAY		0- 0		0- 0		0- 0		
3- 1		0- 1	1- 0		NEUTRAL		1- 0		0- 0		1- 0		
15- 1		0- 0	2- 0		CONFERENCE		4- 1		2- 0		7- 0		
7- 0		0- 0	1- 0		HOME		2- 0		1- 0		3- 0		
8- 1		0- 0	1- 0		AWAY		2- 1		1- 0		4- 0		
0- 0		0- 0	0- 0		NEUTRAL		0- 0		0- 0		0- 0		
RPI S	Opponent	Score	RPI S	Opponent	Score	RPI S	Opponent	Score	RPI S	Opponent	Score		
9 H	Illinois	1 3	26 A	Marquette	3 1	52 A	Xavier	3 1	140 A	St. John's (NY)	3 2		
11 A	Nebraska	1 3	26 H	Marquette	3 1	52 H	Xavier	3 0	140 H	St. John's (NY)	3 0		
13 A	Kentucky	0 3	32 N	Lipscomb	3 1	57 A	Seton Hall	2 3	142 H	Pepperdine	3 1		
16 A	Kansas	1 3				67 H	Wichita St.	3 1	158 A	Villanova	3 1		
20 N	Southern California	1 3				76 N	UNI	3 2	186 N	Utah Valley	3 0		
24 H	Colorado	3 0				83 A	Butler	3 2	205 A	Georgetown	3 0		
						83 H	Butler	3 1	205 H	Georgetown	3 0		
						89 H	South Dakota	2 3	231 H	Bowling Green	3 0		
									295 A	Providence	3 0		
									295 H	Providence	3 0		
									300 A	DePaul	3 1		
									300 H	DePaul	3 0		
			LAST 10 GAMES										
			140 A St. John's (NY)			3 2			300 H DePaul				
			295 A Providence			3 0			26 H Marquette				
			83 A Butler			3 2			295 H Providence				
			52 A Xavier			3 1			140 H St. John's (NY)				
			205 H Georgetown			3 0			158 A Villanova				

Non-Div. I Games:

Creighton

Average RPI Win:		156	WON-LOST RECORD		WINNING PCT. RANK		LAST 10 GAMES		STRENGTH OF SCHEDULE		OPP. STRENGTH OF SCHEDULE		TEAM RPI		ADJ RPI		CONF. RPI		ADJ CONF. RPI	
DIV. I ONLY			20- 7		.74074 52		9- 1		41		100		31		.61937 32		12		12	
DIV. I NON-CONF.			7- 6		.53846 147		1- 0		14		35		49		.60426 42		14		14	
TOTALS		RPI 1-25		RPI 26-50		W-L RECORDS		RPI 51-100		RPI 101-150		RPI 150+								
20- 7		1- 1		1- 3		OVERALL		2- 1		3- 2		13- 0								
9- 3		0- 0		0- 2		HOME		1- 0		1- 1		7- 0								
8- 3		1- 1		0- 0		AWAY		1- 1		1- 1		5- 0								
3- 1		0- 0		1- 1		NEUTRAL		0- 0		1- 0		1- 0								
7- 6		1- 1		1- 3		NON-CONFERENCE		0- 1		2- 1		3- 0								
2- 3		0- 0		0- 2		HOME		0- 0		0- 1		2- 0								
2- 2		1- 1		0- 0		AWAY		0- 1		1- 0		0- 0								
3- 1		0- 0		1- 1		NEUTRAL		0- 0		1- 0		1- 0								
13- 1		0- 0		0- 0		CONFERENCE		2- 0		1- 1		10- 0								
7- 0		0- 0		0- 0		HOME		1- 0		1- 0		5- 0								
6- 1		0- 0		0- 0		AWAY		1- 0		0- 1		5- 0								
0- 0		0- 0		0- 0		NEUTRAL		0- 0		0- 0		0- 0								
RPI	S	Opponent		Score		RPI	S	Opponent		Score		RPI	S	Opponent		Score				
13	A	Kentucky		1	3	31	N	Creighton		1	3	52	A	Xavier		1	3			
16	A	Kansas		3	2	40	H	Utah		1	3	71	A	FGCU		3	1			
						42	H	Western Ky.		0	3	71	H	FGCU		3	1			
						44	N	Illinois St.		3	2									

Non-Div. I Games:

Lipscomb

Average RPI Win:		105	WON-LOST RECORD		WINNING PCT. RANK		LAST 10 GAMES		STRENGTH OF SCHEDULE		OPP. STRENGTH OF SCHEDULE		TEAM RPI		ADJ RPI		CONF. RPI		ADJ CONF. RPI	
DIV. I ONLY			18- 10		.64286 90		5- 5		18		29		32		.61921 33		3		3	
DIV. I NON-CONF.			9- 3		.75 56		0- 0		37		53		27		.62383 28		2		2	
TOTALS		RPI 1-25		RPI 26-50		W-L RECORDS		RPI 51-100		RPI 101-150		RPI 150+								
18- 10		2- 5		2- 4		OVERALL		4- 1		6- 0		4- 0								
9- 1		1- 1		2- 0		HOME		2- 0		3- 0		1- 0								
5- 7		1- 4		0- 2		AWAY		2- 1		2- 0		0- 0								
4- 2		0- 0		0- 2		NEUTRAL		0- 0		1- 0		3- 0								
9- 3		0- 1		0- 2		NON-CONFERENCE		2- 0		4- 0		3- 0								
3- 0		0- 0		0- 0		HOME		1- 0		2- 0		0- 0								
2- 1		0- 1		0- 0		AWAY		1- 0		1- 0		0- 0								
4- 2		0- 0		0- 2		NEUTRAL		0- 0		1- 0		3- 0								
9- 7		2- 4		2- 2		CONFERENCE		2- 1		2- 0		1- 0								
6- 1		1- 1		2- 0		HOME		1- 0		1- 0		1- 0								
3- 6		1- 3		0- 2		AWAY		1- 1		1- 0		0- 0								
0- 0		0- 0		0- 0		NEUTRAL		0- 0		0- 0		0- 0								
RPI	S	Opponent		Score		RPI	S	Opponent		Score		RPI	S	Opponent		Score				
6	A	Wisconsin		0 3		39	N	Ohio		1 3		51	A	Minnesota		2 3				
8	A	Oregon		0 3		44	N	Illinois St.		2 3		52	A	Xavier		3 2				
9	A	Illinois		2 3		47	A	Purdue		2 3		59	H	Northwestern		3 1				
9	H	Illinois		3 2		48	A	Michigan		1 3		71	H	FGCU		3 1				
10	A	Penn St.		0 3		48	H	Michigan		3 0		78	A	Iowa		3 0				
10	H	Penn St.		0 3		49	H	Michigan St.		3 2										
11	A	Nebraska		3 2																
						LAST 10 GAMES														
						48 A Michigan 1 3						10 A Penn St. 0 3								
						9 A Illinois 2 3						48 H Michigan 3 0								
						182 H Rutgers 3 0						49 H Michigan St. 3 2								
						147 H Maryland 3 1						47 A Purdue 2 3								
						10 H Penn St. 0 3						111 A Indiana 3 0								

Non-Div. I Games:

Ohio St.

Average RPI Win: 117		WON-LOST	WINNING	LAST 10	STRENGTH OF		OPP. STRENGTH	TEAM	ADJ	CONF.	ADJ CONF.
Average RPI Loss: 13		RECORD	PCT. RANK	GAMES	SCHEDULE		OF SCHEDULE	RPI	RPI	RPI	RPI
DIV. I ONLY		17- 10	.62963	101	28		11	35	.61286	35	1
DIV. I NON-CONF.		10- 1	.90909	19	135		70	31	.62032	33	1
TOTALS		RPI 1-25	RPI 26-50		W-L RECORDS		RPI 51-100		RPI 101-150		RPI 150+
17- 10	1- 9	4- 1		OVERALL		1- 0		6- 0		5- 0	
5- 4	0- 3	3- 1		HOME		0- 0		2- 0		0- 0	
6- 6	0- 6	1- 0		AWAY		0- 0		2- 0		3- 0	
6- 0	1- 0	0- 0		NEUTRAL		1- 0		2- 0		2- 0	
10- 1	1- 0	1- 1		NON-CONFERENCE		1- 0		2- 0		5- 0	
1- 1	0- 0	1- 1		HOME		0- 0		0- 0		0- 0	
3- 0	0- 0	0- 0		AWAY		0- 0		0- 0		3- 0	
6- 0	1- 0	0- 0		NEUTRAL		1- 0		2- 0		2- 0	
7- 9	0- 9	3- 0		CONFERENCE		0- 0		4- 0		0- 0	
4- 3	0- 3	2- 0		HOME		0- 0		2- 0		0- 0	
3- 6	0- 6	1- 0		AWAY		0- 0		2- 0		0- 0	
0- 0	0- 0	0- 0		NEUTRAL		0- 0		0- 0		0- 0	
RPI S	Opponent	Score	RPI S	Opponent	Score	RPI S	Opponent	Score	RPI S	Opponent	Score
1 A	Stanford	0 3	36 A	Arizona St.	3 2	55 N	Pacific	3 0	102 A	California	3 0
1 H	Stanford	1 3	36 H	Arizona St.	3 0				102 H	California	3 1
4 A	Washington	0 3	40 H	Utah	3 2				107 A	Washington St.	3 1
4 H	Washington	1 3	48 H	Michigan	3 2				107 H	Washington St.	3 1
8 A	Oregon	0 3	49 H	Michigan St.	1 3				109 N	Idaho St.	3 0
14 A	Arizona	1 3							150 N	St. Mary's (CA)	3 0
14 H	Arizona	1 3							155 A	Utah St.	3 2
17 A	UCLA	2 3							163 A	Seattle	3 0
20 A	Southern California	1 3							221 A	Bakersfield	3 1
23 N	Long Beach St.	3 2							226 N	Fresno St.	3 0
									308 N	Lafayette	3 0
LAST 10 GAMES											
14 A	Arizona	1 3	1 H	Stanford	1 3						
36 A	Arizona St.	3 2	36 H	Arizona St.	3 0						
4 A	Washington	0 3	14 H	Arizona	1 3						
107 A	Washington St.	3 1	20 A	Southern California	1 3						
102 H	California	3 1	17 A	UCLA	2 3						

Non-Div. I Games:

Oregon St.

Average RPI Win:		112	WON-LOST RECORD		WINNING PCT. RANK	LAST 10 GAMES	STRENGTH OF SCHEDULE		OPP. STRENGTH OF SCHEDULE	TEAM RPI	ADJ RPI	CONF. RPI	ADJ CONF. RPI
Average RPI Loss:		24											
DIV. I ONLY		17- 11			.60714	113	4- 6		27	17	39	.61243	36
DIV. I NON-CONF.		10- 2			.83333	33	0- 0		95	83	35	.61469	35
TOTALS		RPI 1-25	RPI 26-50		W-L RECORDS		RPI 51-100		RPI 101-150		RPI 150+		
17- 11		3- 7	3- 3		OVERALL		2- 1		6- 0		3- 0		
8- 6		0- 5	1- 1		HOME		1- 0		4- 0		2- 0		
6- 4		3- 2	1- 2		AWAY		0- 0		1- 0		1- 0		
3- 1		0- 0	1- 0		NEUTRAL		1- 1		1- 0		0- 0		
10- 2		0- 1	2- 0		NON-CONFERENCE		2- 1		3- 0		3- 0		
5- 1		0- 1	0- 0		HOME		1- 0		2- 0		2- 0		
2- 0		0- 0	1- 0		AWAY		0- 0		0- 0		1- 0		
3- 1		0- 0	1- 0		NEUTRAL		1- 1		1- 0		0- 0		
7- 9		3- 6	1- 3		CONFERENCE		0- 0		3- 0		0- 0		
3- 5		0- 4	1- 1		HOME		0- 0		2- 0		0- 0		
4- 4		3- 2	0- 2		AWAY		0- 0		1- 0		0- 0		
0- 0		0- 0	0- 0		NEUTRAL		0- 0		0- 0		0- 0		
RPI S	Opponent	Score	RPI S	Opponent	Score	RPI S	Opponent	Score	RPI S	Opponent	Score		
1 A	Stanford	2 3	30 A	Hawaii	3 0	78 H	Iowa	3 0	102 A	California	3 1		
1 H	Stanford	1 3	35 A	Oregon St.	0 3	93 N	Louisville	0 3	102 H	California	3 1		
4 H	Washington	0 3	35 H	Oregon St.	2 3	100 N	Northern Ill.	3 2	107 H	Washington St.	3 2		
8 A	Oregon	3 2	39 N	Ohio	3 2				109 H	Idaho St.	3 1		
8 H	Oregon	2 3	40 A	Utah	1 3				141 N	San Diego St.	3 0		
12 H	Colorado St.	2 3	40 H	Utah	3 2				142 H	Pepperdine	3 0		
14 A	Arizona	2 3							232 H	UAB	3 0		
20 A	Southern California	3 1							298 A	Morehead St.	3 0		
24 A	Colorado	3 2							326 H	N.C. Central	3 0		
24 H	Colorado	2 3											
LAST 10 GAMES													
	8 H Oregon	2 3		40 H Utah	3 2								
	35 H Oregon St.	2 3		35 A Oregon St.	0 3								
	102 A California	3 1		8 A Oregon	3 2								
	1 A Stanford	2 3		107 H Washington St.	3 2								
	24 H Colorado	2 3		4 H Washington	0 3								

Non-Div. I Games:

Arizona St.

Average RPI Win:	147	WON-LOST	WINNING	LAST 10	STRENGTH OF	OPP. STRENGTH	TEAM	ADJ	CONF.	ADJ CONF.				
Average RPI Loss:	47	RECORD	PCT. RANK	GAMES	SCHEDULE	OF SCHEDULE	RPI	RPI	RPI	RPI				
DIV. I ONLY		16- 8	.66667	80	5- 5	30	65	37	.61068	37	8	8		
DIV. I NON-CONF.		9- 3	.75	56	0- 0	10	44	15	.65955	15	7	7		
<hr/>														
TOTALS	RPI 1-25	RPI 26-50		W-L RECORDS		RPI 51-100		RPI 101-150		RPI 150+				
16- 8	0- 5	4- 1		OVERALL		2- 0		2- 2		8- 0				
4- 2	0- 1	1- 0		HOME		0- 0		1- 1		2- 0				
6- 5	0- 3	1- 1		AWAY		2- 0		1- 1		2- 0				
6- 1	0- 1	2- 0		NEUTRAL		0- 0		0- 0		4- 0				
<hr/>														
9- 3	0- 3	3- 0		NON-CONFERENCE		2- 0		0- 0		4- 0				
0- 0	0- 0	0- 0		HOME		0- 0		0- 0		0- 0				
3- 2	0- 2	1- 0		AWAY		2- 0		0- 0		0- 0				
6- 1	0- 1	2- 0		NEUTRAL		0- 0		0- 0		4- 0				
<hr/>														
7- 5	0- 2	1- 1		CONFERENCE		0- 0		2- 2		4- 0				
4- 2	0- 1	1- 0		HOME		0- 0		1- 1		2- 0				
3- 3	0- 1	0- 1		AWAY		0- 0		1- 1		2- 0				
0- 0	0- 0	0- 0		NEUTRAL		0- 0		0- 0		0- 0				
<hr/>														
RPI S	Opponent	Score	RPI S	Opponent	Score	RPI S	Opponent	Score	RPI S	Opponent	Score			
1 N	Stanford	0 3	30 A	Hawaii	1 3	61 A	UNLV	3 2	120 A	UC Santa Barbara	0 3			
14 A	Arizona	0 3	30 H	Hawaii	3 0	61 A	UNLV	3 1	120 H	UC Santa Barbara	3 0			
23 A	Long Beach St.	1 3	41 N	UALR	3 0				125 A	UC Irvine	3 2			
23 H	Long Beach St.	1 3	42 N	Western Ky.	3 0				137 H	UC Davis	2 3			
25 A	Oklahoma	2 3	43 A	San Diego	3 1				191 A	Cal Poly	3 1			
									191 H	Cal Poly	3 0			
									207 N	Portland St.	3 0			
									220 A	Cal St. Fullerton	3 0			
									222 N	Loyola Chicago	3 1			
									224 N	Eastern Wash.	3 0			
									287 N	Alabama St.	3 0			
									293 H	UC Riverside	3 1			
<hr/>														
LAST 10 GAMES														
191 H Cal Poly						3	0	137 H UC Davis					2	3
120 H UC Santa Barbara						3	0	120 A UC Santa Barbara					0	3
30 A Hawaii						1	3	191 A Cal Poly					3	1
23 H Long Beach St.						1	3	30 H Hawaii					3	0
293 H UC Riverside						3	1	23 A Long Beach St.					1	3

Non-Div. I Games:

CSUN

Average RPI Win:		106	WON-LOST RECORD		WINNING PCT. RANK	LAST 10 GAMES	STRENGTH OF SCHEDULE	OPP. STRENGTH OF SCHEDULE	TEAM RPI	ADJ RPI	CONF. RPI	ADJ CONF. RPI			
Average RPI Loss:		62													
DIV. I ONLY			16- 8		.66667	80	9- 1	42	30	36	.60941	38	5	5	
DIV. I NON-CONF.			5- 4		.55556	142	0- 0	21	14	48	.60023	46	5	5	
TOTALS		RPI 1-25		RPI 26-50		W-L RECORDS		RPI 51-100		RPI 101-150		RPI 150+			
16- 8	2- 3	0- 3		OVERALL		6- 0		4- 1		4- 1					
5- 2	0- 2	0- 0		HOME		1- 0		2- 0		2- 0					
7- 4	2- 1	0- 2		AWAY		3- 0		1- 0		1- 1					
4- 2	0- 0	0- 1		NEUTRAL		2- 0		1- 1		1- 0					
5- 4	0- 1	0- 2		NON-CONFERENCE		3- 0		1- 1		1- 0					
0- 0	0- 0	0- 0		HOME		0- 0		0- 0		0- 0					
1- 2	0- 1	0- 1		AWAY		1- 0		0- 0		0- 0					
4- 2	0- 0	0- 1		NEUTRAL		2- 0		1- 1		1- 0					
11- 4	2- 2	0- 1		CONFERENCE		3- 0		3- 0		3- 1					
5- 2	0- 2	0- 0		HOME		1- 0		2- 0		2- 0					
6- 2	2- 0	0- 1		AWAY		2- 0		1- 0		1- 1					
0- 0	0- 0	0- 0		NEUTRAL		0- 0		0- 0		0- 0					
RPI S	Opponent	Score		RPI S	Opponent	Score		RPI S	Opponent	Score		RPI S	Opponent	Score	
3 A	Florida St.	1	3	28 A	Alabama	1	3	58 N	Baylor	3	2	103 H	South Carolina	3	1
7 H	Florida	1	3	43 N	San Diego	1	3	58 N	Baylor	3	1	105 A	Missouri	3	0
13 A	Kentucky	3	2	47 A	Purdue	0	3	66 A	UTSA	3	1	112 H	Georgia	3	1
13 H	Kentucky	1	3					70 A	Arkansas	3	2	124 N	Central Ark.	2	3
19 A	Texas A&M	3	2					70 H	Arkansas	3	2	146 N	Samford	3	1
								75 A	Ole Miss	3	0	159 N	South Fla.	3	1
												210 A	Tennessee	3	0
												210 H	Tennessee	3	1
												229 A	Mississippi St.	2	3
												229 H	Mississippi St.	3	0
				LAST 10 GAMES											
				229 A	Mississippi St.	2	3	112 H	Georgia	3	1				
				210 H	Tennessee	3	1	75 A	Ole Miss	3	0				
				19 A	Texas A&M	3	2	13 A	Kentucky	3	2				
				70 A	Arkansas	3	2	105 A	Missouri	3	0				
				103 H	South Carolina	3	1	210 A	Tennessee	3	0				

Non-Div. I Games:

LSU

Utah				Through Games Of Nov. 16, 2014											
Average RPI Win:	110	WON-LOST RECORD	WINNING PCT. RANK	LAST 10 GAMES	STRENGTH OF SCHEDULE	OPP. STRENGTH OF SCHEDULE	TEAM RPI	ADJ RPI	CONF. RPI	ADJ CONF. RPI					
DIV. I ONLY		16- 11	.59259	122	5- 5	31	8	44	.60639	40	1	1			
DIV. I NON-CONF.		10- 1	.90909	19	0- 0	107	71	24	.6291	24	1	1			

TOTALS		RPI 1-25		RPI 26-50		W-L RECORDS		RPI 51-100		RPI 101-150		RPI 150+			
16- 11		3- 8		2- 2		OVERALL		1- 0		5- 1		5- 0			
10- 2		3- 2		1- 0		HOME		1- 0		3- 0		2- 0			
3- 9		0- 6		1- 2		AWAY		0- 0		1- 1		1- 0			
3- 0		0- 0		0- 0		NEUTRAL		0- 0		1- 0		2- 0			
10- 1		0- 1		1- 0		NON-CONFERENCE		1- 0		3- 0		5- 0			
4- 0		0- 0		0- 0		HOME		1- 0		1- 0		2- 0			
3- 1		0- 1		1- 0		AWAY		0- 0		1- 0		1- 0			
3- 0		0- 0		0- 0		NEUTRAL		0- 0		1- 0		2- 0			
6- 10		3- 7		1- 2		CONFERENCE		0- 0		2- 1		0- 0			
6- 2		3- 2		1- 0		HOME		0- 0		2- 0		0- 0			
0- 8		0- 5		0- 2		AWAY		0- 0		0- 1		0- 0			
0- 0		0- 0		0- 0		NEUTRAL		0- 0		0- 0		0- 0			
RPI	S	Opponent	Score	RPI	S	Opponent	Score	RPI	S	Opponent	Score	RPI	S	Opponent	Score
1	H	Stanford	1 3	32	A	Lipscomb	3 1	87	H	Missouri St.	3 2	102	H	California	3 2
4	A	Washington	0 3	35	A	Oregon St.	2 3					107	A	Washington St.	0 3
4	H	Washington	3 2	36	A	Arizona St.	2 3					107	H	Washington St.	3 1
14	A	Arizona	0 3	36	H	Arizona St.	3 1					121	N	Georgia Tech	3 0
14	H	Arizona	0 3									123	H	New Mexico St.	3 0
17	A	UCLA	2 3									150	A	St. Mary's (CA)	3 0
17	H	UCLA	3 0									155	A	Utah St.	3 0
20	A	Southern California	1 3									174	N	East Tenn. St.	3 0
20	H	Southern California	3 0									186	H	Utah Valley	3 0
21	A	BYU	0 3									191	N	Cal Poly	3 0
24	A	Colorado	2 3									261	H	Montana St.	3 0

				LAST 10 GAMES											
				4 H Washington 3 2				36 A Arizona St. 2 3							
				107 H Washington St. 3 1				107 A Washington St. 0 3							
				17 H UCLA 3 0				4 A Washington 0 3							
				20 H Southern California 3 0				1 H Stanford 1 3							
				14 A Arizona 0 3				102 H California 3 2							

Non-Div. I Games:

Utah

Average RPI Win: 172		WON-LOST	WINNING	LAST 10	STRENGTH OF		OPP. STRENGTH	TEAM	ADJ	CONF.	ADJ CONF.		
Average RPI Loss: 55		RECORD	PCT. RANK	GAMES	SCHEDULE		OF SCHEDULE	RPI	RPI	RPI	RPI		
DIV. I ONLY		27- 5	.84375	15	9- 1		112	118	38	.60471	42	15	15
DIV. I NON-CONF.		12- 4	.75	56	0- 0		70	101	40	.60688	38	12	13
TOTALS		RPI 1-25	RPI 26-50		W-L RECORDS		RPI 51-100		RPI 101-150		RPI 150+		
27- 5	0- 0	2- 2		OVERALL		4- 3		5- 0		16- 0			
13- 0	0- 0	1- 0		HOME		1- 0		3- 0		8- 0			
9- 3	0- 0	1- 1		AWAY		1- 2		2- 0		5- 0			
5- 2	0- 0	0- 1		NEUTRAL		2- 1		0- 0		3- 0			
12- 4	0- 0	2- 2		NON-CONFERENCE		3- 2		0- 0		7- 0			
5- 0	0- 0	1- 0		HOME		0- 0		0- 0		4- 0			
2- 2	0- 0	1- 1		AWAY		1- 1		0- 0		0- 0			
5- 2	0- 0	0- 1		NEUTRAL		2- 1		0- 0		3- 0			
15- 1	0- 0	0- 0		CONFERENCE		1- 1		5- 0		9- 0			
8- 0	0- 0	0- 0		HOME		1- 0		3- 0		4- 0			
7- 1	0- 0	0- 0		AWAY		0- 1		2- 0		5- 0			
0- 0	0- 0	0- 0		NEUTRAL		0- 0		0- 0		0- 0			
RPI S	Opponent	Score	RPI S	Opponent	Score	RPI S	Opponent	Score	RPI S	Opponent	Score		
			32 A	Lipscomb	3 0	61 A	UNLV	0 3	108 H	North Texas	3 1		
			37 N	CSUN	0 3	64 N	LIU Brooklyn	1 3	130 A	Fla. Atlantic	3 0		
			47 H	Purdue	3 2	66 A	UTSA	1 3	130 H	Fla. Atlantic	3 1		
			49 A	Michigan St.	0 3	87 A	Missouri St.	3 0	149 A	Marshall	3 0		
						91 H	Rice	3 2	149 H	Marshall	3 0		
						99 N	Milwaukee	3 1	160 H	Western Mich.	3 0		
						99 N	Milwaukee	3 0	169 H	Belmont	3 0		
									170 A	Southern Miss.	3 1		
									173 N	Oral Roberts	3 1		
									178 H	Charlotte	3 0		
									194 A	UTEP	3 0		
									194 H	UTEP	3 0		
									209 H	Middle Tenn.	3 0		
									232 A	UAB	3 1		
									249 A	FIU	3 0		
									249 H	FIU	3 0		
									253 N	Incarnate Word	3 0		
									256 H	Austin Peay	3 1		
									270 A	Louisiana Tech	3 0		
									276 H	Tennessee Tech	3 0		
									293 N	UC Riverside	3 0		
			LAST 10 GAMES										
			209 H	Middle Tenn.	3 0	130 H	Fla. Atlantic	3 1					
			194 H	UTEP	3 0	249 H	FIU	3 0					
			149 A	Marshall	3 0	194 A	UTEP	3 0					
			170 A	Southern Miss.	3 1	66 A	UTSA	1 3					
			232 A	UAB	3 1	108 H	North Texas	3 1					

Non-Div. I Games:

Western Ky.

Average RPI Win: 118		WON-LOST RECORD		WINNING PCT. RANK		LAST 10 GAMES		STRENGTH OF SCHEDULE		OPP. STRENGTH OF SCHEDULE		TEAM RPI		ADJ RPI		CONF. RPI		ADJ CONF. RPI	
DIV. I ONLY		16- 11		.59259 122		6- 4		21		35		45		.60283 43		6		6	
DIV. I NON-CONF.		7- 5		.58333 130		0- 0		29		15		51		.59876 49		6		6	
TOTALS		RPI 1-25		RPI 26-50		W-L RECORDS		RPI 51-100		RPI 101-150		RPI 150+							
16- 11		1- 4		2- 5		OVERALL		4- 0		4- 2		5- 0							
11- 4		1- 1		1- 2		HOME		3- 0		2- 1		4- 0							
3- 5		0- 1		0- 3		AWAY		1- 0		2- 1		0- 0							
2- 2		0- 2		1- 0		NEUTRAL		0- 0		0- 0		1- 0							
7- 5		0- 3		1- 2		NON-CONFERENCE		1- 0		1- 0		4- 0							
4- 2		0- 1		0- 1		HOME		1- 0		0- 0		3- 0							
1- 1		0- 0		0- 1		AWAY		0- 0		1- 0		0- 0							
2- 2		0- 2		1- 0		NEUTRAL		0- 0		0- 0		1- 0							
9- 6		1- 1		1- 3		CONFERENCE		3- 0		3- 2		1- 0							
7- 2		1- 0		1- 1		HOME		2- 0		2- 1		1- 0							
2- 4		0- 1		0- 2		AWAY		1- 0		1- 1		0- 0							
0- 0		0- 0		0- 0		NEUTRAL		0- 0		0- 0		0- 0							
RPI S	Opponent		Score		RPI S	Opponent		Score		RPI S	Opponent		Score		RPI S	Opponent		Score	
1 H	Stanford		1	3	34 A	Loyola Marymount		0	3	55 A	Pacific		3	2	138 A	San Francisco		0	3
7 N	Florida		0	3	34 H	Loyola Marymount		3	0	55 H	Pacific		3	1	138 H	San Francisco		3	1
19 N	Texas A&M		1	3	37 H	CSUN		1	3	59 H	Northwestern		3	0	141 A	San Diego St.		3	0
21 A	BYU		1	3	38 N	LSU		3	1	81 H	Gonzaga		3	2	142 H	Pepperdine		3	0
21 H	BYU		3	2	45 A	Santa Clara		2	3						150 A	St. Mary's (CA)		3	1
					45 H	Santa Clara		1	3						150 H	St. Mary's (CA)		2	3
					47 A	Purdue		0	3						158 H	Villanova		3	0
															159 N	South Fla.		3	0
															197 H	Brown		3	0
															224 H	Eastern Wash.		3	0
															234 H	Portland		3	0
LAST 10 GAMES																			
21 A	BYU		1	3	34 H	Loyola Marymount		3	0										
150 H	St. Mary's (CA)		2	3	142 H	Pepperdine		3	0										
55 H	Pacific		3	1	21 H	BYU		3	2										
45 A	Santa Clara		2	3	55 A	Pacific		3	2										
138 A	San Francisco		0	3	150 A	St. Mary's (CA)		3	1										

Non-Div. I Games:

San Diego

Average RPI Win:	165	WON-LOST RECORD	WINNING PCT. RANK	LAST 10 GAMES	STRENGTH OF SCHEDULE	OPP. STRENGTH OF SCHEDULE	TEAM RPI	ADJ RPI	CONF. RPI	ADJ CONF. RPI	
DIV. I ONLY		22- 5	.81481 23	10- 0	118	84	42	.60174 44	14	14	
DIV. I NON-CONF.		6- 5	.54545 146	0- 0	34	22	66	.58539 61	10	10	
<hr/>											
TOTALS	RPI 1-25		RPI 26-50	W-L RECORDS		RPI 51-100		RPI 101-150		RPI 150+	
22- 5	0- 1		1- 1	OVERALL		5- 2		4- 1		12- 0	
8- 0	0- 0		0- 0	HOME		1- 0		1- 0		6- 0	
10- 2	0- 1		0- 0	AWAY		4- 0		1- 1		5- 0	
4- 3	0- 0		1- 1	NEUTRAL		0- 2		2- 0		1- 0	
6- 5	0- 1		1- 1	NON-CONFERENCE		1- 2		2- 1		2- 0	
1- 0	0- 0		0- 0	HOME		0- 0		0- 0		1- 0	
1- 2	0- 1		0- 0	AWAY		1- 0		0- 1		0- 0	
4- 3	0- 0		1- 1	NEUTRAL		0- 2		2- 0		1- 0	
16- 0	0- 0		0- 0	CONFERENCE		4- 0		2- 0		10- 0	
7- 0	0- 0		0- 0	HOME		1- 0		1- 0		5- 0	
9- 0	0- 0		0- 0	AWAY		3- 0		1- 0		5- 0	
0- 0	0- 0		0- 0	NEUTRAL		0- 0		0- 0		0- 0	
<hr/>											
RPI S	Opponent	Score	RPI S	Opponent	Score	RPI S	Opponent	Score	RPI S	Opponent	Score
8 A	Oregon	2 3	32 N	Lipscomb	2 3	52 N	Xavier	1 3	105 A	Missouri	1 3
			33 N	Ohio St.	3 2	58 N	Baylor	2 3	119 N	Oakland	3 1
						65 A	George Washington	3 1	124 N	Central Ark.	3 1
						67 A	Wichita St.	3 0	131 A	Southern Ill.	3 0
						76 A	UNI	3 1	131 H	Southern Ill.	3 1
						76 H	UNI	3 1	172 A	Indiana St.	3 0
						87 A	Missouri St.	3 0	172 H	Indiana St.	3 0
									193 H	Ill.-Chicago	3 0
									198 A	Drake	3 0
									198 H	Drake	3 2
									215 N	Columbia	3 0
									222 A	Loyola Chicago	3 0
									222 H	Loyola Chicago	3 0
									267 A	Evansville	3 0
									267 H	Evansville	3 0
									294 A	Bradley	3 0
									294 H	Bradley	3 0
<hr/>											
			LAST 10 GAMES								
			198 A Drake 3 0			131 A Southern Ill. 3 0					
			76 A UNI 3 1			267 A Evansville 3 0					
			294 H Bradley 3 0			198 H Drake 3 2					
			222 H Loyola Chicago 3 0			76 H UNI 3 1					
			172 H Indiana St. 3 0			222 A Loyola Chicago 3 0					

Non-Div. I Games:

Illinois St.

Non-Div. I Games:

Santa Clara

SMU

Average RPI Win: 151

Average RPI Loss: 66

WON-LOST RECORD

WINNING PCT. RANK

LAST 10 GAMES

STRENGTH OF SCHEDULE

OPP. STRENGTH OF SCHEDULE

TEAM RPI

ADJ RPI

CONF. RPI

ADJ CONF. RPI

DIV. I ONLY

DIV. I NON-CONF.

22- 6

11- 1

.78571

.91667

30

15

7- 3

0- 0

102

136

59

61

43

29

.59785

.62146

46

31

7

8

7

8

TOTALS

RPI 1-25

RPI 26-50

W-L RECORDS

RPI 51-100

RPI 101-150

RPI 150+

22- 6

12- 1

6- 5

4- 0

1- 0

1- 0

0- 0

0- 0

0- 2

0- 1

0- 1

0- 0

OVERALL

HOME

AWAY

NEUTRAL

5- 3

3- 0

1- 3

1- 0

4- 0

2- 0

1- 0

1- 0

2- 1

1- 0

0- 1

1- 0

4- 0

2- 0

11- 5

6- 1

5- 4

0- 0

0- 0

0- 0

0- 0

0- 2

0- 1

0- 1

0- 0

CONFERENCE

HOME

AWAY

NEUTRAL

1- 3

1- 0

0- 3

0- 0

2- 0

1- 0

1- 0

0- 0

8- 0

4- 0

4- 0

0- 0

RPI S Opponent Score

RPI S Opponent Score

RPI S Opponent Score

RPI S Opponent Score

25 H Oklahoma 3 2

29 A UCF 2 3

29 H UCF 2 3

53 A Tulsa 1 3

60 A Temple 2 3

63 H New Mexico 3 2

70 A Arkansas 3 2

84 A Memphis 0 3

84 H Memphis 3 1

89 N South Dakota 3 0

96 H Col. of Charleston 3 0

112 N Georgia 3 1

121 H Georgia Tech 3 0

138 A San Francisco 0 3

139 A Houston 3 0

139 H Houston 3 1

152 A Cincinnati 3 1

152 H Cincinnati 3 1

159 A South Fla. 3 1

159 H South Fla. 3 0

181 H East Carolina 3 0

184 A UConn 3 1

200 H Houston Baptist 3 0

201 A Tulane 3 0

201 H Tulane 3 2

235 N Stony Brook 3 0

266 H Texas Southern 3 1

301 N Fordham 3 0

LAST 10 GAMES

29 A UCF 2 3

159 A South Fla. 3 1

152 H Cincinnati 3 1

84 H Memphis 3 1

139 A Houston 3 0

201 A Tulane 3 0

184 A UConn 3 1

60 A Temple 2 3

181 H East Carolina 3 0

53 A Tulsa 1 3

S
M
U

Non-Div. I Games:

SMU

Average RPI Win: 139		WON-LOST	WINNING	LAST 10	STRENGTH OF		OPP. STRENGTH	TEAM	ADJ		CONF.	ADJ CONF.
Average RPI Loss: 41		RECORD	PCT. RANK	GAMES	SCHEDULE		OF SCHEDULE	RPI	RPI		RPI	RPI
DIV. I ONLY		21- 7	.75	45	104		34	46	.59568		47	3
DIV. I NON-CONF.		10- 2	.83333	33	237		96	81	.5662		78	2
TOTALS		RPI 1-25	RPI 26-50		W-L RECORDS		RPI 51-100		RPI 101-150		RPI 150+	
21- 7		0- 4	5- 1		OVERALL		3- 1		4- 1		9- 0	
12- 3		0- 2	5- 0		HOME		2- 0		2- 1		3- 0	
5- 4		0- 2	0- 1		AWAY		1- 1		2- 0		2- 0	
4- 0		0- 0	0- 0		NEUTRAL		0- 0		0- 0		4- 0	
10- 2		0- 0	2- 1		NON-CONFERENCE		0- 0		0- 1		8- 0	
5- 1		0- 0	2- 0		HOME		0- 0		0- 1		3- 0	
1- 1		0- 0	0- 1		AWAY		0- 0		0- 0		1- 0	
4- 0		0- 0	0- 0		NEUTRAL		0- 0		0- 0		4- 0	
11- 5		0- 4	3- 0		CONFERENCE		3- 1		4- 0		1- 0	
7- 2		0- 2	3- 0		HOME		2- 0		2- 0		0- 0	
4- 3		0- 2	0- 0		AWAY		1- 1		2- 0		1- 0	
0- 0		0- 0	0- 0		NEUTRAL		0- 0		0- 0		0- 0	
RPI S	Opponent	Score	RPI S	Opponent	Score	RPI S	Opponent	Score	RPI S	Opponent	Score	
6 H	Wisconsin	0 3	33 H	Ohio St.	3 2	51 H	Minnesota	3 0	111 A	Indiana	3 1	
9 A	Illinois	1 3	38 H	LSU	3 0	59 A	Northwestern	3 2	111 H	Indiana	3 0	
10 H	Penn St.	2 3	42 A	Western Ky.	2 3	59 H	Northwestern	3 0	129 H	Saint Louis	2 3	
11 A	Nebraska	0 3	43 H	San Diego	3 0	78 A	Iowa	1 3	147 A	Maryland	3 1	
			48 H	Michigan	3 2				147 H	Maryland	3 0	
			49 H	Michigan St.	3 1				159 H	South Fla.	3 0	
									160 N	Western Mich.	3 1	
									175 H	Notre Dame	3 0	
									182 A	Rutgers	3 0	
									245 A	Kennesaw St.	3 0	
									256 N	Austin Peay	3 0	
									274 N	Elon	3 0	
									279 N	UNC Asheville	3 0	
									298 H	Morehead St.	3 0	
LAST 10 GAMES												
			59 H	Northwestern	3 0	6 H	Wisconsin	0 3				
			147 H	Maryland	3 0	9 A	Illinois	1 3				
			78 A	Iowa	1 3	59 A	Northwestern	3 2				
			11 A	Nebraska	0 3	33 H	Ohio St.	3 2				
			51 H	Minnesota	3 0	10 H	Penn St.	2 3				

Non-Div. I Games:

Purdue

Average RPI Win:	106	WON-LOST RECORD		WINNING PCT. RANK		LAST 10 GAMES		STRENGTH OF SCHEDULE		OPP. STRENGTH OF SCHEDULE		TEAM RPI		ADJ RPI		CONF. RPI		ADJ CONF. RPI								
DIV. I ONLY		12- 14		.46154	192	4- 6		9		20		52		.59293	48	3		3								
DIV. I NON-CONF.		5- 5		.5	164	0- 0		9		33		52		.6001	47	2		2								
<hr/>																										
TOTALS		RPI 1-25		RPI 26-50		W-L RECORDS		RPI 51-100		RPI 101-150		RPI 150+														
12- 14		2- 7		2- 4		OVERALL		2- 2		3- 1		3- 0														
8- 5		2- 4		2- 0		HOME		2- 1		1- 0		1- 0														
2- 9		0- 3		0- 4		AWAY		0- 1		1- 1		1- 0														
2- 0		0- 0		0- 0		NEUTRAL		0- 0		1- 0		1- 0														
5- 5		1- 3		0- 1		NON-CONFERENCE		0- 1		2- 0		2- 0														
3- 2		1- 2		0- 0		HOME		0- 0		1- 0		1- 0														
0- 3		0- 1		0- 1		AWAY		0- 1		0- 0		0- 0														
2- 0		0- 0		0- 0		NEUTRAL		0- 0		1- 0		1- 0														
7- 9		1- 4		2- 3		CONFERENCE		2- 1		1- 1		1- 0														
5- 3		1- 2		2- 0		HOME		2- 1		0- 0		0- 0														
2- 6		0- 2		0- 3		AWAY		0- 0		1- 1		1- 0														
0- 0		0- 0		0- 0		NEUTRAL		0- 0		0- 0		0- 0														
RPI	S	Opponent		Score		RPI	S	Opponent		Score		RPI	S	Opponent		Score										
5	H	North Carolina		0	3	33	A	Ohio St.		0	3	51	H	Minnesota		3	0	111	A	Indiana	2	3				
6	A	Wisconsin		0	3	33	H	Ohio St.		3	1	59	H	Northwestern		1	3	122	H	Eastern Mich.	3	0				
6	H	Wisconsin		2	3	35	A	Oregon St.		2	3	70	A	Arkansas		2	3	132	N	Stephen F. Austin	3	1				
8	A	Oregon		0	3	47	A	Purdue		2	3	78	H	Iowa		3	0	147	A	Maryland	3	0				
9	H	Illinois		2	3	49	A	Michigan St.		1	3							161	H	Youngstown St.	3	0				
10	A	Penn St.		0	3	49	H	Michigan St.		3	1							182	A	Rutgers	3	0				
11	H	Nebraska		3	0													282	N	Tennessee St.	3	0				
18	H	Kansas St.		1	3																					
22	H	Duke		3	2																					
<hr/>																										
LAST 10 GAMES																										
33 H Ohio St.						3	1	59 H Northwestern						1	3											
6 A Wisconsin						0	3	33 A Ohio St.						0	3											
51 H Minnesota						3	0	10 A Penn St.						0	3											
6 H Wisconsin						2	3	147 A Maryland						3	0											
9 H Illinois						2	3	182 A Rutgers						3	0											

Non-Div. I Games:

Michigan

Average RPI Win: 128		WON-LOST	WINNING	LAST 10	STRENGTH OF		OPP. STRENGTH	TEAM	ADJ	CONF.	ADJ CONF.
Average RPI Loss: 25		RECORD	PCT. RANK	GAMES	SCHEDULE		OF SCHEDULE	RPI	RPI	RPI	RPI
DIV. I ONLY		14- 13	.51852	165	4- 6		17	26	49	.58916	49
DIV. I NON-CONF.		7- 4	.63636	109	0- 0		15	48	32	.62302	29
TOTALS		RPI 1-25	RPI 26-50		W-L RECORDS		RPI 51-100		RPI 101-150		RPI 150+
14- 13	0- 8	3- 3		OVERALL		3- 2		4- 0		4- 0	
6- 7	0- 5	2- 0		HOME		3- 2		1- 0		0- 0	
6- 6	0- 3	1- 3		AWAY		0- 0		3- 0		2- 0	
2- 0	0- 0	0- 0		NEUTRAL		0- 0		0- 0		2- 0	
7- 4	0- 3	2- 0		NON-CONFERENCE		1- 1		1- 0		3- 0	
2- 3	0- 2	1- 0		HOME		1- 1		0- 0		0- 0	
3- 1	0- 1	1- 0		AWAY		0- 0		1- 0		1- 0	
2- 0	0- 0	0- 0		NEUTRAL		0- 0		0- 0		2- 0	
7- 9	0- 5	1- 3		CONFERENCE		2- 1		3- 0		1- 0	
4- 4	0- 3	1- 0		HOME		2- 1		1- 0		0- 0	
3- 5	0- 2	0- 3		AWAY		0- 0		2- 0		1- 0	
0- 0	0- 0	0- 0		NEUTRAL		0- 0		0- 0		0- 0	
RPI S	Opponent	Score	RPI S	Opponent	Score	RPI S	Opponent	Score	RPI S	Opponent	Score
5 H	North Carolina	0 3	33 A	Ohio St.	2 3	51 H	Minnesota	1 3	111 A	Indiana	3 1
6 H	Wisconsin	0 3	35 A	Oregon St.	3 1	59 H	Northwestern	3 0	111 H	Indiana	3 0
8 A	Oregon	1 3	42 H	Western Ky.	3 0	64 H	LIU Brooklyn	2 3	146 A	Samford	3 1
9 H	Illinois	1 3	47 A	Purdue	1 3	78 H	Iowa	3 0	147 A	Maryland	3 0
10 A	Penn St.	0 3	48 A	Michigan	1 3	99 H	Milwaukee	3 0	182 A	Rutgers	3 0
11 A	Nebraska	1 3	48 H	Michigan	3 1				232 A	UAB	3 0
11 H	Nebraska	1 3							247 N	Jacksonville St.	3 0
22 H	Duke	2 3							255 N	Southeastern La.	3 0
LAST 10 GAMES											
	111 H	Indiana	3	0		9 H	Illinois	1	3		
	11 A	Nebraska	1	3		10 A	Penn St.	0	3		
	6 H	Wisconsin	0	3		33 A	Ohio St.	2	3		
	51 H	Minnesota	1	3		182 A	Rutgers	3	0		
	59 H	Northwestern	3	0		147 A	Maryland	3	0		

Non-Div. I Games:

Michigan St.

Average RPI Win: 90		WON-LOST	WINNING	LAST 10	STRENGTH OF		OPP. STRENGTH	TEAM	ADJ		CONF.	ADJ CONF.
Average RPI Loss: 68		RECORD	PCT. RANK	GAMES	SCHEDULE		OF SCHEDULE	RPI	RPI		RPI	RPI
DIV. I ONLY		13- 14	.48148	184	5- 5		8	38	50		4	4
DIV. I NON-CONF.		7- 6	.53846	147	0- 0		20	43	58		4	4
TOTALS		RPI 1-25	RPI 26-50		W-L RECORDS		RPI 51-100		RPI 101-150		RPI 150+	
13- 14		2- 4	0- 2		OVERALL		7- 5		2- 2		2- 1	
7- 3		1- 0	0- 0		HOME		3- 3		2- 0		1- 0	
3- 7		0- 3	0- 2		AWAY		2- 1		0- 1		1- 0	
3- 4		1- 1	0- 0		NEUTRAL		2- 1		0- 1		0- 1	
7- 6		1- 2	0- 1		NON-CONFERENCE		3- 1		2- 1		1- 1	
3- 0		0- 0	0- 0		HOME		1- 0		2- 0		0- 0	
1- 2		0- 1	0- 1		AWAY		0- 0		0- 0		1- 0	
3- 4		1- 1	0- 0		NEUTRAL		2- 1		0- 1		0- 1	
6- 8		1- 2	0- 1		CONFERENCE		4- 4		0- 1		1- 0	
4- 3		1- 0	0- 0		HOME		2- 3		0- 0		1- 0	
2- 5		0- 2	0- 1		AWAY		2- 1		0- 1		0- 0	
0- 0		0- 0	0- 0		NEUTRAL		0- 0		0- 0		0- 0	
RPI S	Opponent	Score	RPI S	Opponent	Score	RPI S	Opponent	Score	RPI S	Opponent	Score	
3 A	Florida St.	1 3	27 A	Miami (FL)	1 3	54 A	Pittsburgh	3 1	106 H	UNCW	3 0	
5 A	North Carolina	0 3	39 A	Ohio	1 3	54 H	Pittsburgh	3 1	107 N	Washington St.	0 3	
9 N	Illinois	3 2				56 A	Virginia	3 1	143 A	Wake Forest	2 3	
13 A	Kentucky	1 3				56 H	Virginia	2 3	149 H	Marshall	3 0	
19 N	Texas A&M	0 3				67 N	Wichita St.	3 0	169 N	Belmont	2 3	
22 H	Duke	3 2				72 N	VCU	3 0	175 H	Notre Dame	3 0	
						83 N	Butler	1 3	209 A	Middle Tenn.	3 0	
						93 H	Louisville	2 3				
						94 A	Clemson	2 3				
						94 H	Clemson	2 3				
						95 H	North Carolina St.	3 1				
						98 H	Radford	3 0				
LAST 10 GAMES												
54 A	Pittsburgh	3 1	94 H	Clemson	2 3							
56 A	Virginia	3 1	175 H	Notre Dame	3 0							
5 A	North Carolina	0 3	3 A	Florida St.	1 3							
22 H	Duke	3 2	27 A	Miami (FL)	1 3							
54 H	Pittsburgh	3 1	56 H	Virginia	2 3							

Non-Div. I Games:

Virginia Tech

Average RPI Win:		126	WON-LOST	WINNING	LAST 10	STRENGTH OF		OPP. STRENGTH	TEAM	ADJ	CONF.	ADJ CONF.
Average RPI Loss:		37	RECORD	PCT. RANK	GAMES	SCHEDULE		OF SCHEDULE	RPI	RPI	RPI	RPI
DIV. I ONLY		16- 11		.59259	122	3- 7		52	27	54	.58624	51
DIV. I NON-CONF.		10- 1		.90909	19	0- 0		172	40	37	.61163	36
TOTALS		RPI 1-25		RPI 26-50		W-L RECORDS		RPI 51-100		RPI 101-150		RPI 150+
16- 11		1- 6		2- 2		OVERALL		5- 2		2- 1		6- 0
9- 4		1- 3		1- 0		HOME		4- 1		1- 0		2- 0
3- 7		0- 3		1- 2		AWAY		1- 1		0- 1		1- 0
4- 0		0- 0		0- 0		NEUTRAL		0- 0		1- 0		3- 0
10- 1		1- 0		0- 0		NON-CONFERENCE		3- 1		1- 0		5- 0
4- 1		1- 0		0- 0		HOME		2- 1		0- 0		1- 0
2- 0		0- 0		0- 0		AWAY		1- 0		0- 0		1- 0
4- 0		0- 0		0- 0		NEUTRAL		0- 0		1- 0		3- 0
6- 10		0- 6		2- 2		CONFERENCE		2- 1		1- 1		1- 0
5- 3		0- 3		1- 0		HOME		2- 0		1- 0		1- 0
1- 7		0- 3		1- 2		AWAY		0- 1		0- 1		0- 0
0- 0		0- 0		0- 0		NEUTRAL		0- 0		0- 0		0- 0
RPI S	Opponent	Score	RPI S	Opponent	Score	RPI S	Opponent	Score	RPI S	Opponent	Score	
6 A	Wisconsin	0 3	33 H	Ohio St.	3 2	53 H	Tulsa	3 1	111 A	Indiana	1 3	
6 H	Wisconsin	0 3	47 A	Purdue	0 3	59 A	Northwestern	0 3	135 N	Boston College	3 2	
9 A	Illinois	0 3	48 A	Michigan	0 3	59 H	Northwestern	3 1	147 H	Maryland	3 0	
10 A	Penn St.	0 3	49 A	Michigan St.	3 1	78 H	Iowa	3 0	153 N	Duquesne	3 0	
10 H	Penn St.	1 3				80 A	Yale	3 0	175 H	Notre Dame	3 0	
11 H	Nebraska	2 3				93 H	Louisville	1 3	182 H	Rutgers	3 0	
15 H	Iowa St.	3 1				99 H	Milwaukee	3 1	208 N	IPFW	3 0	
									272 N	Albany (NY)	3 0	
									277 A	Toledo	3 0	
LAST 10 GAMES												
10 A	Penn St.	0 3	111 A	Indiana	1 3							
59 H	Northwestern	3 1	78 H	Iowa	3 0							
48 A	Michigan	0 3	11 H	Nebraska	2 3							
49 A	Michigan St.	3 1	6 A	Wisconsin	0 3							
47 A	Purdue	0 3	6 H	Wisconsin	0 3							

Non-Div. I Games:

Minnesota

Average RPI Win: 161		WON-LOST RECORD	WINNING PCT. RANK		LAST 10 GAMES		STRENGTH OF SCHEDULE		OPP. STRENGTH OF SCHEDULE		TEAM RPI	ADJ RPI	CONF. RPI	ADJ CONF. RPI	
Average RPI Loss: 47			17- 11	.60714 113	7- 3	40	88	55	.58605 52	9	9				
DIV. I ONLY															
DIV. I NON-CONF.		7- 5	.58333 130	0- 0	7	73	34	.61913 34	9	9					
TOTALS		RPI 1-25		RPI 26-50		W-L RECORDS		RPI 51-100		RPI 101-150		RPI 150+			
17- 11	0- 1			2- 6	OVERALL		2- 3		3- 1		10- 0				
8- 6	0- 0			1- 4	HOME		0- 2		1- 0		6- 0				
7- 5	0- 1			0- 2	AWAY		2- 1		1- 1		4- 0				
2- 0	0- 0			1- 0	NEUTRAL		0- 0		1- 0		0- 0				
7- 5	0- 1			2- 2	NON-CONFERENCE		0- 1		2- 1		3- 0				
5- 2	0- 0			1- 2	HOME		0- 0		1- 0		3- 0				
0- 3	0- 1			0- 0	AWAY		0- 1		0- 1		0- 0				
2- 0	0- 0			1- 0	NEUTRAL		0- 0		1- 0		0- 0				
10- 6	0- 0			0- 4	CONFERENCE		2- 2		1- 0		7- 0				
3- 4	0- 0			0- 2	HOME		0- 2		0- 0		3- 0				
7- 2	0- 0			0- 2	AWAY		2- 0		1- 0		4- 0				
0- 0	0- 0			0- 0	NEUTRAL		0- 0		0- 0		0- 0				
RPI S	Opponent	Score		RPI S	Opponent	Score		RPI S	Opponent	Score		RPI S	Opponent	Score	
13 A	Kentucky	1	3	26 A	Marquette	0	3	57 A	Seton Hall	3	2	105 A	Missouri	2	3
				26 H	Marquette	1	3	57 H	Seton Hall	1	3	119 N	Oakland	3	0
				31 A	Creighton	0	3	77 A	Dayton	2	3	125 H	UC Irvine	3	1
				31 H	Creighton	1	3	83 A	Butler	3	1	140 A	St. John's (NY)	3	1
				32 H	Lipscomb	3	1	83 H	Butler	2	3	152 H	Cincinnati	3	0
				33 H	Ohio St.	2	3					153 H	Duquesne	3	2
				39 H	Ohio	0	3					158 A	Villanova	3	0
				44 N	Illinois St.	3	1					158 H	Villanova	3	0
												205 A	Georgetown	3	1
												205 H	Georgetown	3	0
												213 H	Syracuse	3	0
												295 A	Providence	3	0
												300 A	DePaul	3	1
												300 H	DePaul	3	1
				LAST 10 GAMES											
				83 A	Butler	3	1	158 A	Villanova	3	0				
				205 H	Georgetown	3	0	57 A	Seton Hall	3	2				
				31 H	Creighton	1	3	83 H	Butler	2	3				
				26 A	Marquette	0	3	300 H	DePaul	3	1				
				300 A	DePaul	3	1	140 A	St. John's (NY)	3	1				

Non-Div. I Games:

Xavier

Average RPI Win:	159	WON-LOST RECORD	WINNING PCT. RANK	LAST 10 GAMES	STRENGTH OF SCHEDULE	OPP. STRENGTH OF SCHEDULE	TEAM RPI	ADJ RPI	CONF. RPI	ADJ CONF. RPI	
DIV. I ONLY		19- 8	.7037 63	9- 1	80	82	51	.58456 53	7	7	
DIV. I NON-CONF.		8- 3	.72727 65	0- 0	85	124	60	.58445 62	8	8	
<hr/>											
TOTALS	RPI 1-25	RPI 26-50		W-L RECORDS	RPI 51-100		RPI 101-150		RPI 150+		
19- 8	0- 1	2- 1		OVERALL	2- 3		4- 1		11- 2		
8- 2	0- 0	1- 1		HOME	1- 0		1- 0		5- 1		
7- 4	0- 0	1- 0		AWAY	0- 3		2- 0		4- 1		
4- 2	0- 1	0- 0		NEUTRAL	1- 0		1- 1		2- 0		
<hr/>											
8- 3	0- 1	0- 0		NON-CONFERENCE	1- 1		2- 1		5- 0		
2- 0	0- 0	0- 0		HOME	0- 0		0- 0		2- 0		
2- 1	0- 0	0- 0		AWAY	0- 1		1- 0		1- 0		
4- 2	0- 1	0- 0		NEUTRAL	1- 0		1- 1		2- 0		
<hr/>											
11- 5	0- 0	2- 1		CONFERENCE	1- 2		2- 0		6- 2		
6- 2	0- 0	1- 1		HOME	1- 0		1- 0		3- 1		
5- 3	0- 0	1- 0		AWAY	0- 2		1- 0		3- 1		
0- 0	0- 0	0- 0		NEUTRAL	0- 0		0- 0		0- 0		
<hr/>											
RPI S	Opponent	Score	RPI S	Opponent	Score	RPI S	Opponent	Score	RPI S	Opponent	Score
15 N	Iowa St.	1 3	29 A	UCF	3 2	51 A	Minnesota	1 3	124 A	Central Ark.	3 0
			29 H	UCF	1 3	60 A	Temple	1 3	128 N	Northern Ariz.	1 3
			46 H	SMU	3 1	84 A	Memphis	2 3	136 N	Boise St.	3 2
						84 H	Memphis	3 0	139 A	Houston	3 1
						99 N	Milwaukee	3 0	139 H	Houston	3 2
									152 A	Cincinnati	0 3
									152 H	Cincinnati	3 2
									159 A	South Fla.	3 0
									159 H	South Fla.	1 3
									173 H	Oral Roberts	3 1
									181 H	East Carolina	3 0
									184 A	UConn	3 0
									200 A	Houston Baptist	3 0
									201 A	Tulane	3 0
									201 H	Tulane	3 1
									240 N	Chattanooga	3 1
									250 N	La.-Monroe	3 0
									275 H	McNeese St.	3 0
<hr/>											
			LAST 10 GAMES								
			159 A	South Fla.	3 0	139 A	Houston	3 1			
			29 A	UCF	3 2	60 A	Temple	1 3			
			84 H	Memphis	3 0	184 A	UConn	3 0			
			152 H	Cincinnati	3 2	181 H	East Carolina	3 0			
			201 A	Tulane	3 0	46 H	SMU	3 1			

Non-Div. I Games:

Tulsa

Average RPI Win:		169	WON-LOST RECORD		WINNING PCT. RANK		LAST 10 GAMES		STRENGTH OF SCHEDULE		OPP. STRENGTH OF SCHEDULE		TEAM RPI		ADJ RPI		CONF. RPI		ADJ CONF. RPI	
DIV. I ONLY			21- 6		.77778 34		6- 4		154		57		48		.5836 54		4		4	
DIV. I NON-CONF.			12- 1		.92308 12		0- 0		248		130		63		.57994 68		4		4	
TOTALS		RPI 1-25		RPI 26-50		W-L RECORDS		RPI 51-100		RPI 101-150		RPI 150+								
21- 6		1- 3		0- 3		OVERALL		4- 0		3- 0		13- 0								
11- 4		0- 2		0- 2		HOME		2- 0		1- 0		8- 0								
6- 2		1- 1		0- 1		AWAY		1- 0		2- 0		2- 0								
4- 0		0- 0		0- 0		NEUTRAL		1- 0		0- 0		3- 0								
12- 1		0- 1		0- 0		NON-CONFERENCE		2- 0		0- 0		10- 0								
7- 0		0- 0		0- 0		HOME		1- 0		0- 0		6- 0								
1- 1		0- 1		0- 0		AWAY		0- 0		0- 0		1- 0								
4- 0		0- 0		0- 0		NEUTRAL		1- 0		0- 0		3- 0								
9- 5		1- 2		0- 3		CONFERENCE		2- 0		3- 0		3- 0								
4- 4		0- 2		0- 2		HOME		1- 0		1- 0		2- 0								
5- 1		1- 0		0- 1		AWAY		1- 0		2- 0		1- 0								
0- 0		0- 0		0- 0		NEUTRAL		0- 0		0- 0		0- 0								
RPI	S	Opponent		Score		RPI	S	Opponent		Score		RPI	S	Opponent		Score				
3	H	Florida St.		2	3	27	H	Miami (FL)		0	3	64	H	LIU Brooklyn		3	1			
5	H	North Carolina		2	3	50	A	Virginia Tech		1	3	77	N	Dayton		3	0			
22	A	Duke		3	2	50	H	Virginia Tech		1	3	93	H	Louisville		3	1			
24	A	Colorado		1	3							94	A	Clemson		3	1			
														121 A Georgia Tech		3	0			
														135 H Boston College		3	0			
														143 A Wake Forest		3	0			
														153 H Duquesne		3	0			
														159 H South Fla.		3	1			
														168 H Delaware		3	0			
														175 H Notre Dame		3	0			
														204 N Ga. Southern		3	0			
														207 N Portland St.		3	0			
														209 N Middle Tenn.		3	0			
														213 A Syracuse		3	1			
														213 H Syracuse		3	0			
														231 A Bowling Green		3	0			
														259 H Niagara		3	0			
														296 H Sacred Heart		3	0			
														318 H Norfolk St.		3	0			
LAST 10 GAMES																				
50 H Virginia Tech						1	3	50 A Virginia Tech						1	3					
27 H Miami (FL)						0	3	93 H Louisville						3	1					
143 A Wake Forest						3	0	3 H Florida St.						2	3					
22 A Duke						3	2	94 A Clemson						3	1					
213 H Syracuse						3	0	121 A Georgia Tech						3	0					

Non-Div. I Games:

Pittsburgh

Average RPI Win: 163		WON-LOST	WINNING	LAST 10	STRENGTH OF		OPP. STRENGTH	TEAM	ADJ	CONF.	ADJ CONF.
Average RPI Loss: 33		RECORD	PCT. RANK	GAMES	SCHEDULE		OF SCHEDULE	RPI	RPI	RPI	RPI
DIV. I ONLY		21- 7	.75	45	124		72	56	.58157	55	6
DIV. I NON-CONF.		11- 2	.84615	30	223		136	75	.56702	76	6
TOTALS		RPI 1-25	RPI 26-50		W-L RECORDS		RPI 51-100		RPI 101-150		RPI 150+
21- 7	0- 3	3- 4		OVERALL		2- 0		7- 0		9- 0	
9- 3	0- 2	3- 1		HOME		1- 0		3- 0		2- 0	
6- 3	0- 1	0- 2		AWAY		1- 0		2- 0		3- 0	
6- 1	0- 0	0- 1		NEUTRAL		0- 0		2- 0		4- 0	
11- 2	0- 1	1- 1		NON-CONFERENCE		0- 0		3- 0		7- 0	
2- 1	0- 1	1- 0		HOME		0- 0		0- 0		1- 0	
3- 0	0- 0	0- 0		AWAY		0- 0		1- 0		2- 0	
6- 1	0- 0	0- 1		NEUTRAL		0- 0		2- 0		4- 0	
10- 5	0- 2	2- 3		CONFERENCE		2- 0		4- 0		2- 0	
7- 2	0- 1	2- 1		HOME		1- 0		3- 0		1- 0	
3- 3	0- 1	0- 2		AWAY		1- 0		1- 0		1- 0	
0- 0	0- 0	0- 0		NEUTRAL		0- 0		0- 0		0- 0	
RPI S	Opponent	Score	RPI S	Opponent	Score	RPI S	Opponent	Score	RPI S	Opponent	Score
20 H	Southern California	2 3	34 H	Loyola Marymount	3 2	81 A	Gonzaga	3 2	102 A	California	3 0
21 A	BYU	0 3	35 N	Oregon St.	0 3	81 H	Gonzaga	3 2	117 N	North Dakota	3 1
21 H	BYU	1 3	41 H	UALR	3 0				120 N	UC Santa Barbara	3 0
			43 A	San Diego	1 3				138 H	San Francisco	3 0
			43 H	San Diego	2 3				142 H	Pepperdine	3 0
			45 A	Santa Clara	0 3				150 A	St. Mary's (CA)	3 0
			45 H	Santa Clara	3 0				150 H	St. Mary's (CA)	3 0
									163 A	Seattle	3 1
									229 A	Mississippi St.	3 0
									230 N	SIUE	3 0
									234 A	Portland	3 0
									234 H	Portland	3 0
									248 N	Nevada	3 1
									252 H	Rider	3 0
									308 N	Lafayette	3 0
									330 N	Mississippi Val.	3 0
			LAST 10 GAMES								
			81 H	Gonzaga	3 2	45 H	Santa Clara	3 0			
			234 H	Portland	3 0	138 H	San Francisco	3 0			
			21 A	BYU	0 3	234 A	Portland	3 0			
			43 A	San Diego	1 3	81 A	Gonzaga	3 2			
			150 A	St. Mary's (CA)	3 0	43 H	San Diego	2 3			

Non-Div. I Games:

Pacific

Average RPI Win:	118	WON-LOST RECORD	WINNING PCT. RANK	LAST 10 GAMES	STRENGTH OF SCHEDULE	OPP. STRENGTH OF SCHEDULE	TEAM RPI	ADJ RPI	CONF. RPI	ADJ CONF. RPI		
DIV. I ONLY		15- 12	.55556	140	5- 5	26	49	53	.57943	56	4	4
DIV. I NON-CONF.		7- 6	.53846	147	0- 0	62	123	95	.55161	96	4	4
<hr/>												
TOTALS	RPI 1-25	RPI 26-50		W-L RECORDS		RPI 51-100		RPI 101-150		RPI 150+		
15- 12	0- 4	2- 2		OVERALL		6- 2		3- 2		4- 2		
8- 2	0- 1	1- 1		HOME		4- 0		1- 0		2- 0		
4- 7	0- 3	1- 1		AWAY		2- 2		1- 1		0- 0		
3- 3	0- 0	0- 0		NEUTRAL		0- 0		1- 1		2- 2		
7- 6	0- 0	1- 0		NON-CONFERENCE		1- 2		2- 2		3- 2		
3- 0	0- 0	1- 0		HOME		1- 0		0- 0		1- 0		
1- 3	0- 0	0- 0		AWAY		0- 2		1- 1		0- 0		
3- 3	0- 0	0- 0		NEUTRAL		0- 0		1- 1		2- 2		
8- 6	0- 4	1- 2		CONFERENCE		5- 0		1- 0		1- 0		
5- 2	0- 1	0- 1		HOME		3- 0		1- 0		1- 0		
3- 4	0- 3	1- 1		AWAY		2- 0		0- 0		0- 0		
0- 0	0- 0	0- 0		NEUTRAL		0- 0		0- 0		0- 0		
<hr/>												
RPI S	Opponent	Score	RPI S	Opponent	Score	RPI S	Opponent	Score	RPI S	Opponent	Score	
3 A	Florida St.	1 <div>3</div>	27 A	Miami (FL)	1 <div>3</div>	59 A	Northwestern	0 <div>3</div>	122 N	Eastern Mich.	3 1	
5 A	North Carolina	0 <div>3</div>	28 H	Alabama	3 1	64 H	LIU Brooklyn	3 1	126 N	Ball St.	0 <div>3</div>	
22 A	Duke	0 <div>3</div>	50 A	Virginia Tech	3 2	72 A	VCU	2 <div>3</div>	143 H	Wake Forest	3 1	
22 H	Duke	0 <div>3</div>	50 H	Virginia Tech	1 <div>3</div>	93 A	Louisville	3 2	144 A	Liberty	2 <div>3</div>	
						93 H	Louisville	3 1	149 A	Marshall	3 0	
						94 A	Clemson	3 1	161 N	Youngstown St.	2 <div>3</div>	
						94 H	Clemson	3 1	174 N	East Tenn. St.	3 1	
						95 H	North Carolina St.	3 2	175 H	Notre Dame	3 2	
						193 N Ill.-Chicago 3 1						
						199 H Navy 3 1						
						222 N Loyola Chicago 2 <div>3</div>						
<hr/>												
LAST 10 GAMES												
50 H Virginia Tech 1 <div>3</div>						175 H Notre Dame 3 2						
27 A Miami (FL) 1 <div>3</div>						95 H North Carolina St. 3 2						
3 A Florida St. 1 <div>3</div>						22 A Duke 0 <div>3</div>						
93 A Louisville 3 2						50 A Virginia Tech 3 2						
94 A Clemson 3 1						5 A North Carolina 0 <div>3</div>						

Non-Div. I Games:

Virginia

Average RPI Win: 189		WON-LOST	WINNING	LAST 10	STRENGTH OF		OPP. STRENGTH	TEAM	ADJ	CONF.	ADJ CONF.
Average RPI Loss: 54		RECORD	PCT. RANK	GAMES	SCHEDULE		OF SCHEDULE	RPI	RPI	RPI	RPI
DIV. I ONLY		25- 6	.80645	25	7- 3		182	119	59	.57872	57
DIV. I NON-CONF.		12- 3	.8	42	2- 0		189	160	80	.56344	82
TOTALS		RPI 1-25	RPI 26-50		W-L RECORDS		RPI 51-100		RPI 101-150		RPI 150+
25- 6	0- 0	2- 2		OVERALL		4- 4		2- 0		17- 0	
14- 3	0- 0	2- 0		HOME		1- 3		1- 0		10- 0	
7- 3	0- 0	0- 2		AWAY		2- 1		1- 0		4- 0	
4- 0	0- 0	0- 0		NEUTRAL		1- 0		0- 0		3- 0	
12- 3	0- 0	0- 1		NON-CONFERENCE		2- 2		0- 0		10- 0	
7- 1	0- 0	0- 0		HOME		1- 1		0- 0		6- 0	
1- 2	0- 0	0- 1		AWAY		0- 1		0- 0		1- 0	
4- 0	0- 0	0- 0		NEUTRAL		1- 0		0- 0		3- 0	
13- 3	0- 0	2- 1		CONFERENCE		2- 2		2- 0		7- 0	
7- 2	0- 0	2- 0		HOME		0- 2		1- 0		4- 0	
6- 1	0- 0	0- 1		AWAY		2- 0		1- 0		3- 0	
0- 0	0- 0	0- 0		NEUTRAL		0- 0		0- 0		0- 0	
RPI S	Opponent	Score	RPI S	Opponent	Score	RPI S	Opponent	Score	RPI S	Opponent	Score
			26 A	Marquette	1 3	52 A	Xavier	3 1	140 A	St. John's (NY)	3 1
			26 H	Marquette	3 1	52 H	Xavier	2 3	140 H	St. John's (NY)	3 2
			27 A	Miami (FL)	0 3	61 H	UNLV	1 3	158 A	Villanova	3 1
			31 H	Creighton	3 2	64 H	LIU Brooklyn	3 1	158 H	Villanova	3 0
						71 N	FGCU	3 2	182 H	Rutgers	3 0
						74 A	West Virginia	0 3	196 N	Florida A&M	3 1
						83 A	Butler	3 0	205 H	Georgetown	3 1
						83 H	Butler	0 3	209 H	Middle Tenn.	3 2
									219 H	Siena	3 0
									235 A	Stony Brook	3 0
									238 H	Dartmouth	3 0
									258 N	Montana	3 0
									268 H	Cornell	3 0
									289 N	Saint Francis (PA)	3 0
									295 A	Providence	3 0
									295 H	Providence	3 0
									300 A	DePaul	3 0
									300 H	DePaul	3 2
									301 H	Fordham	3 0
LAST 10 GAMES											
			300 H	DePaul	3 2	64 H	LIU Brooklyn	3 1			
			26 H	Marquette	3 1	83 H	Butler	0 3			
			158 H	Villanova	3 0	52 H	Xavier	2 3			
			295 A	Providence	3 0	235 A	Stony Brook	3 0			
			140 A	St. John's (NY)	3 1	26 A	Marquette	1 3			

Non-Div. I Games:

Seton Hall

Average RPI Win:	121	WON-LOST RECORD	WINNING PCT. RANK	LAST 10 GAMES	STRENGTH OF SCHEDULE	OPP. STRENGTH OF SCHEDULE	TEAM RPI	ADJ RPI	CONF. RPI	ADJ CONF. RPI	
DIV. I ONLY		14- 14	.5 174	4- 6	15	40	60	.57868 58	2	2	
DIV. I NON-CONF.		10- 5	.66667 88	1- 0	57	119	57	.58757 59	3	3	
<hr/>											
TOTALS	RPI 1-25	RPI 26-50		W-L RECORDS	RPI 51-100		RPI 101-150		RPI 150+		
14- 14	2- 6	1- 2		OVERALL	4- 4		3- 1		4- 1		
7- 6	1- 3	0- 0		HOME	2- 1		1- 1		3- 1		
5- 5	1- 3	0- 0		AWAY	2- 2		2- 0		0- 0		
2- 3	0- 0	1- 2		NEUTRAL	0- 1		0- 0		1- 0		
<hr/>											
10- 5	0- 0	1- 2		NON-CONFERENCE	3- 2		2- 0		4- 1		
5- 1	0- 0	0- 0		HOME	1- 0		1- 0		3- 1		
3- 1	0- 0	0- 0		AWAY	2- 1		1- 0		0- 0		
2- 3	0- 0	1- 2		NEUTRAL	0- 1		0- 0		1- 0		
<hr/>											
4- 9	2- 6	0- 0		CONFERENCE	1- 2		1- 1		0- 0		
2- 5	1- 3	0- 0		HOME	1- 1		0- 1		0- 0		
2- 4	1- 3	0- 0		AWAY	0- 1		1- 0		0- 0		
0- 0	0- 0	0- 0		NEUTRAL	0- 0		0- 0		0- 0		
<hr/>											
RPI S	Opponent	Score	RPI S	Opponent	Score	RPI S	Opponent	Score	RPI S	Opponent	Score
2 A	Texas	0 3	38 N	LSU	1 3	65 A	George Washington	3 0	116 A	Texas Tech	3 1
15 H	Iowa St.	3 2	38 N	LSU	2 3	66 A	UTSA	1 3	116 H	Texas Tech	2 3
16 A	Kansas	0 3	44 N	Illinois St.	3 2	67 N	Wichita St.	0 3	118 A	Texas St.	3 1
16 H	Kansas	1 3				74 H	West Virginia	1 3	127 H	La.-Lafayette	3 1
18 A	Kansas St.	3 2				79 A	Texas-Arlington	3 1	167 H	A&M-Corpus Christi	3 1
18 H	Kansas St.	2 3				91 H	Rice	3 1	215 N	Columbia	3 0
25 A	Oklahoma	1 3				97 A	TCU	1 3	234 H	Portland	0 3
25 H	Oklahoma	0 3				97 H	TCU	3 1	242 H	Northwestern St.	3 1
									297 H	Abilene Christian	3 0
<hr/>											
LAST 10 GAMES											
18 H Kansas St.					2 3	15 H Iowa St.					3 2
97 H TCU					3 1	74 H West Virginia					1 3
25 H Oklahoma					0 3	25 A Oklahoma					1 3
16 A Kansas					0 3	127 H La.-Lafayette					3 1
116 A Texas Tech					3 1	16 H Kansas					1 3

Non-Div. I Games:

Baylor

Average RPI Win:		125	WON-LOST RECORD		WINNING PCT. RANK		LAST 10 GAMES		STRENGTH OF SCHEDULE		OPP. STRENGTH OF SCHEDULE		TEAM RPI		ADJ RPI		CONF. RPI		ADJ CONF. RPI			
DIV. I ONLY			15- 12		.55556	140	2- 8		47		32		64		.57745		59		3		3	
DIV. I NON-CONF.			10- 1		.90909	19	0- 0		124		54		28		.62497		27		2		2	
TOTALS		RPI 1-25		RPI 26-50		W-L RECORDS		RPI 51-100		RPI 101-150		RPI 150+										
15- 12		2- 4		2- 5		OVERALL		3- 2		1- 1		7- 0										
9- 3		1- 1		1- 1		HOME		2- 0		1- 1		4- 0										
2- 9		0- 3		1- 4		AWAY		1- 2		0- 0		0- 0										
4- 0		1- 0		0- 0		NEUTRAL		0- 0		0- 0		3- 0										
10- 1		1- 0		1- 1		NON-CONFERENCE		2- 0		0- 0		6- 0										
5- 0		0- 0		1- 0		HOME		1- 0		0- 0		3- 0										
1- 1		0- 0		0- 1		AWAY		1- 0		0- 0		0- 0										
4- 0		1- 0		0- 0		NEUTRAL		0- 0		0- 0		3- 0										
5- 11		1- 4		1- 4		CONFERENCE		1- 2		1- 1		1- 0										
4- 3		1- 1		0- 1		HOME		1- 0		1- 1		1- 0										
1- 8		0- 3		1- 3		AWAY		0- 2		0- 0		0- 0										
0- 0		0- 0		0- 0		NEUTRAL		0- 0		0- 0		0- 0										
RPI	S	Opponent		Score		RPI	S	Opponent		Score		RPI	S	Opponent		Score						
6	H	Wisconsin		0 3		33	A	Ohio St.		1 3		51	A	Minnesota		1 3						
9	A	Illinois		1 3		39	H	Ohio		3 2		51	H	Minnesota		3 0						
9	H	Illinois		3 2		43	A	San Diego		0 3		56	H	Virginia		3 0						
10	A	Penn St.		0 3		47	A	Purdue		0 3		78	A	Iowa		2 3						
11	A	Nebraska		0 3		47	H	Purdue		2 3		100	A	Northern Ill.		3 0						
24	N	Colorado		3 2		48	A	Michigan		3 1												
						49	A	Michigan St.		0 3												
LAST 10 GAMES																						
47 A Purdue						0 3		48 A Michigan						3 1								
51 A Minnesota						1 3		111 H Indiana						2 3								
9 A Illinois						1 3		47 H Purdue						2 3								
9 H Illinois						3 2		78 A Iowa						2 3								
49 A Michigan St.						0 3		11 A Nebraska						0 3								

Non-Div. I Games:

Northwestern

Average RPI Win: 170		WON-LOST	WINNING	LAST 10	STRENGTH OF		OPP. STRENGTH	TEAM	ADJ	CONF.	ADJ CONF.
Average RPI Loss: 102		RECORD	PCT. RANK	GAMES	SCHEDULE		OF SCHEDULE	RPI	RPI	RPI	RPI
DIV. I ONLY		22- 6	.78571	30	157		98	57	.57687	60	7
DIV. I NON-CONF.		9- 3	.75	56	280		142	127	.5259	127	8
TOTALS		RPI 1-25	RPI 26-50		W-L RECORDS		RPI 51-100		RPI 101-150		RPI 150+
22- 6	0- 0		2- 1		OVERALL		2- 2		2- 2		16- 1
10- 1	0- 0		2- 0		HOME		1- 1		1- 0		6- 0
8- 3	0- 0		0- 1		AWAY		1- 1		1- 0		6- 1
4- 2	0- 0		0- 0		NEUTRAL		0- 0		0- 2		4- 0
9- 3	0- 0		0- 0		NON-CONFERENCE		0- 1		1- 2		8- 0
3- 0	0- 0		0- 0		HOME		0- 0		1- 0		2- 0
2- 1	0- 0		0- 0		AWAY		0- 1		0- 0		2- 0
4- 2	0- 0		0- 0		NEUTRAL		0- 0		0- 2		4- 0
13- 3	0- 0		2- 1		CONFERENCE		2- 1		1- 0		8- 1
7- 1	0- 0		2- 0		HOME		1- 1		0- 0		4- 0
6- 2	0- 0		0- 1		AWAY		1- 0		1- 0		4- 1
0- 0	0- 0		0- 0		NEUTRAL		0- 0		0- 0		0- 0
RPI S	Opponent	Score	RPI S	Opponent	Score	RPI S	Opponent	Score	RPI S	Opponent	Score
			29 A	UCF	0 3	53 H	Tulsa	3 1	113 N	Northern Ky.	1 3
			29 H	UCF	3 1	64 A	LIU Brooklyn	2 3	135 N	Boston College	2 3
			46 H	SMU	3 2	84 A	Memphis	3 0	139 A	Houston	3 1
						84 H	Memphis	1 3	148 H	Princeton	3 2
									152 A	Cincinnati	3 1
									152 H	Cincinnati	3 0
									158 N	Villanova	3 0
									159 A	South Fla.	3 0
									159 H	South Fla.	3 0
									178 H	Charlotte	3 1
									181 A	East Carolina	3 0
									181 H	East Carolina	3 1
									184 A	UConn	0 3
									184 H	UConn	3 2
									195 A	Penn	3 0
									201 A	Tulane	3 0
									213 A	Syracuse	3 2
									257 N	La Salle	3 0
									259 N	Niagara	3 0
									284 H	Holy Cross	3 0
									322 N	Delaware St.	3 0
LAST 10 GAMES											
			181 H	East Carolina	3 1	84 A	Memphis	3 0			
			184 H	UConn	3 2	53 H	Tulsa	3 1			
			29 H	UCF	3 1	46 H	SMU	3 2			
			159 H	South Fla.	3 0	201 A	Tulane	3 0			
			152 A	Cincinnati	3 1	139 A	Houston	3 1			

Non-Div. I Games:

Temple

UNLV		WON-LOST		WINNING		LAST 10		STRENGTH OF		OPP. STRENGTH		TEAM		ADJ		CONF.		ADJ CONF.	
Average RPI Win:		RECORD		PCT. RANK		GAMES		SCHEDULE		OF SCHEDULE		RPI		RPI		RPI		RPI	
DIV. I ONLY		24- 6		.8 26		9- 1		177		140		61		.57669 61		11		10	
DIV. I NON-CONF.		12- 3		.8 42		0- 0		169		159		74		.56993 75		11		11	
TOTALS		RPI 1-25		RPI 26-50		W-L RECORDS		RPI 51-100		RPI 101-150		RPI 150+							
24- 6		1- 2		1- 2		OVERALL		3- 2		3- 0		16- 0							
10- 3		1- 0		1- 2		HOME		1- 1		0- 0		7- 0							
9- 3		0- 2		0- 0		AWAY		2- 1		2- 0		5- 0							
5- 0		0- 0		0- 0		NEUTRAL		0- 0		1- 0		4- 0							
12- 3		0- 1		1- 2		NON-CONFERENCE		1- 0		2- 0		8- 0							
4- 2		0- 0		1- 2		HOME		0- 0		0- 0		3- 0							
3- 1		0- 1		0- 0		AWAY		1- 0		1- 0		1- 0							
5- 0		0- 0		0- 0		NEUTRAL		0- 0		1- 0		4- 0							
12- 3		1- 1		0- 0		CONFERENCE		2- 2		1- 0		8- 0							
6- 1		1- 0		0- 0		HOME		1- 1		0- 0		4- 0							
6- 2		0- 1		0- 0		AWAY		1- 1		1- 0		4- 0							
0- 0		0- 0		0- 0		NEUTRAL		0- 0		0- 0		0- 0							
RPI	S	Opponent	Score		RPI	S	Opponent	Score		RPI	S	Opponent	Score		RPI	S	Opponent	Score	
4	A	Washington	0	3	37	H	CSUN	1	3	57	A	Seton Hall	3	1	124	A	Central Ark.	3	1
12	A	Colorado St.	1	3	37	H	CSUN	2	3	62	A	Wyoming	0	3	137	N	UC Davis	3	0
12	H	Colorado St.	3	1	42	H	Western Ky.	3	0	62	H	Wyoming	2	3	141	A	San Diego St.	3	0
										63	A	New Mexico	3	2	163	A	Seattle	3	0
										63	H	New Mexico	3	0	211	A	Air Force	3	1
															211	H	Air Force	3	1
															219	N	Siena	3	0
															226	A	Fresno St.	3	1
															226	H	Fresno St.	3	0
															228	H	Southern Utah	3	0
															248	A	Nevada	3	0
															248	H	Nevada	3	0
															268	N	Cornell	3	0
															293	H	UC Riverside	3	0
															293	H	UC Riverside	3	1
															311	A	San Jose St.	3	0
															311	H	San Jose St.	3	0
															320	N	New Orleans	3	0
															332	N	Grambling	3	0
LAST 10 GAMES																			
311	H	San Jose St.	3	0	62	H	Wyoming	2	3	226	A	Fresno St.	3	1					
248	H	Nevada	3	0	141	A	San Diego St.	3	0	248	A	Nevada	3	0					
211	A	Air Force	3	1	311	A	San Jose St.	3	0										
63	A	New Mexico	3	2															
12	H	Colorado St.	3	1															

Non-Div. I Games:

UNLV

Average RPI Win: 166		WON-LOST	WINNING	LAST 10	STRENGTH OF		OPP. STRENGTH	TEAM	ADJ		CONF.	ADJ CONF.
Average RPI Loss: 97		RECORD	PCT. RANK	GAMES	SCHEDULE		OF SCHEDULE	RPI	RPI		RPI	RPI
DIV. I ONLY		21- 7	.75	45	8- 2		116	105	58		.57624	62
DIV. I NON-CONF.		11- 2	.84615	30	0- 0		185	126	67		.5776	71
TOTALS		RPI 1-25	RPI 26-50		W-L RECORDS		RPI 51-100		RPI 101-150		RPI 150+	
21- 7		0- 1	0- 0		OVERALL		4- 3		5- 2		12- 1	
11- 3		0- 1	0- 0		HOME		2- 2		3- 0		6- 0	
5- 4		0- 0	0- 0		AWAY		2- 1		0- 2		3- 1	
5- 0		0- 0	0- 0		NEUTRAL		0- 0		2- 0		3- 0	
11- 2		0- 0	0- 0		NON-CONFERENCE		1- 2		3- 0		7- 0	
5- 1		0- 0	0- 0		HOME		1- 1		1- 0		3- 0	
1- 1		0- 0	0- 0		AWAY		0- 1		0- 0		1- 0	
5- 0		0- 0	0- 0		NEUTRAL		0- 0		2- 0		3- 0	
10- 5		0- 1	0- 0		CONFERENCE		3- 1		2- 2		5- 1	
6- 2		0- 1	0- 0		HOME		1- 1		2- 0		3- 0	
4- 3		0- 0	0- 0		AWAY		2- 0		0- 2		2- 1	
0- 0		0- 0	0- 0		NEUTRAL		0- 0		0- 0		0- 0	
RPI S	Opponent	Score	RPI S	Opponent	Score	RPI S	Opponent	Score	RPI S	Opponent	Score	
12 H	Colorado St.	0 3				61 A	UNLV	3 2	107 N	Washington St.	3 0	
						61 H	UNLV	3 0	126 H	Ball St.	3 1	
						63 A	New Mexico	3 1	136 A	Boise St.	1 3	
						63 H	New Mexico	1 3	136 H	Boise St.	3 2	
						73 H	Furman	3 1	137 N	UC Davis	3 1	
						81 H	Gonzaga	2 3	141 A	San Diego St.	2 3	
						92 A	Northern Colo.	1 3	141 H	San Diego St.	3 1	
									155 A	Utah St.	2 3	
									155 H	Utah St.	3 1	
									177 N	Hampton	3 0	
									186 N	Utah Valley	3 0	
									190 H	South Ala.	3 0	
									191 N	Cal Poly	3 1	
									211 A	Air Force	3 1	
									211 H	Air Force	3 1	
									226 A	Fresno St.	3 0	
									226 H	Fresno St.	3 0	
									258 A	Montana	3 0	
									258 H	Montana	3 0	
									291 H	Weber St.	3 0	
			LAST 10 GAMES									
			211 H	Air Force	3 1	136 H	Boise St.	3 2				
			63 H	New Mexico	1 3	155 H	Utah St.	3 1				
			226 A	Fresno St.	3 0	63 A	New Mexico	3 1				
			141 A	San Diego St.	2 3	211 A	Air Force	3 1				
			61 A	UNLV	3 2	226 H	Fresno St.	3 0				

Non-Div. I Games:

Wyoming

Average RPI Win:	190	WON-LOST RECORD	WINNING PCT. RANK	LAST 10 GAMES	STRENGTH OF SCHEDULE	OPP. STRENGTH OF SCHEDULE	TEAM RPI	ADJ RPI	CONF. RPI	ADJ CONF. RPI	
Average RPI Loss:	107										
DIV. I ONLY	21- 7	.75	45	8- 2	134	167	65	.56642	65	19	19
DIV. I NON-CONF.	10- 4	.71429	74	1- 0	58	141	44	.5972	51	21	21
TOTALS	RPI 1-25	RPI 26-50	W-L RECORDS	RPI 51-100	RPI 101-150	RPI 150+					
21- 7	0- 0	0- 1	OVERALL	4- 2	4- 2	13- 2					
11- 3	0- 0	0- 1	HOME	3- 1	2- 1	6- 0					
7- 3	0- 0	0- 0	AWAY	1- 1	1- 1	5- 1					
3- 1	0- 0	0- 0	NEUTRAL	0- 0	1- 0	2- 1					
10- 4	0- 0	0- 1	NON-CONFERENCE	2- 1	4- 1	4- 1					
5- 2	0- 0	0- 1	HOME	1- 1	2- 0	2- 0					
2- 1	0- 0	0- 0	AWAY	1- 0	1- 1	0- 0					
3- 1	0- 0	0- 0	NEUTRAL	0- 0	1- 0	2- 1					
11- 3	0- 0	0- 0	CONFERENCE	2- 1	0- 1	9- 1					
6- 1	0- 0	0- 0	HOME	2- 0	0- 1	4- 0					
5- 2	0- 0	0- 0	AWAY	0- 1	0- 0	5- 1					
0- 0	0- 0	0- 0	NEUTRAL	0- 0	0- 0	0- 0					
RPI S Opponent Score	RPI S Opponent Score	RPI S Opponent Score	RPI S Opponent Score	RPI S Opponent Score	RPI S Opponent Score	RPI S Opponent Score					
	44 H Illinois St.	1 3	58 H Baylor	0 3	101 H Auburn	3 0					
			68 H Arkansas St.	3 0	115 A Valparaiso	0 3					
			72 A VCU	0 3	117 H North Dakota	3 0					
			72 H VCU	3 2	129 H Saint Louis	1 3					
			77 H Dayton	3 2	133 A James Madison	3 0					
			86 A American	3 2	134 N Murray St.	3 1					
					153 A Duquesne	2 3					
					157 A Rhode Island	3 2					
					157 H Rhode Island	3 2					
					177 N Hampton	1 3					
					205 H Georgetown	3 0					
					215 H Columbia	3 0					
					255 N Southeastern La.	3 1					
					257 A La Salle	3 0					
					260 A Davidson	3 0					
					260 H Davidson	3 0					
					273 N Sacramento St.	3 0					
					283 A George Mason	3 1					
					283 H George Mason	3 0					
					301 A Fordham	3 1					
					301 H Fordham	3 0					
			LAST 10 GAMES								
			157 A Rhode Island	3 2	86 A American	3 2					
			301 A Fordham	3 1	153 A Duquesne	2 3					
			260 H Davidson	3 0	257 A La Salle	3 0					
			72 H VCU	3 2	72 A VCU	0 3					
			283 H George Mason	3 0	260 A Davidson	3 0					

Non-Div. I Games:

George Washington

Average RPI Win: 156		WON-LOST RECORD	WINNING PCT. RANK	LAST 10 GAMES	STRENGTH OF SCHEDULE	OPP. STRENGTH OF SCHEDULE	TEAM RPI	ADJ RPI	CONF. RPI	ADJ CONF. RPI	
Average RPI Loss: 100											
DIV. I ONLY		19- 8	.7037 63	9- 1	140	66	68	.56547 66	15	15	
DIV. I NON-CONF.		4- 7	.36364 237	0- 0	117	13	170	.49576 165	12	13	
TOTALS		RPI 1-25	RPI 26-50		W-L RECORDS		RPI 51-100		RPI 101-150		RPI 150+
19- 8	1- 0		1- 2		OVERALL		3- 2		4- 3		10- 1
10- 1	0- 0		1- 1		HOME		2- 0		3- 0		4- 0
8- 3	1- 0		0- 1		AWAY		1- 0		1- 2		5- 0
1- 4	0- 0		0- 0		NEUTRAL		0- 2		0- 1		1- 1
4- 7	1- 0		0- 2		NON-CONFERENCE		1- 2		1- 2		1- 1
2- 1	0- 0		0- 1		HOME		1- 0		1- 0		0- 0
1- 2	1- 0		0- 1		AWAY		0- 0		0- 1		0- 0
1- 4	0- 0		0- 0		NEUTRAL		0- 2		0- 1		1- 1
15- 1	0- 0		1- 0		CONFERENCE		2- 0		3- 1		9- 0
8- 0	0- 0		1- 0		HOME		1- 0		2- 0		4- 0
7- 1	0- 0		0- 0		AWAY		1- 0		1- 1		5- 0
0- 0	0- 0		0- 0		NEUTRAL		0- 0		0- 0		0- 0
RPI S	Opponent	Score	RPI S	Opponent	Score	RPI S	Opponent	Score	RPI S	Opponent	Score
19 A	Texas A&M	3 2	26 A	Marquette	1 3	58 H	Baylor	3 1	108 A	North Texas	0 3
			38 H	LSU	1 3	67 N	Wichita St.	2 3	108 H	North Texas	3 0
			42 H	Western Ky.	3 1	78 N	Iowa	1 3	118 A	Texas St.	1 3
						91 A	Rice	3 0	130 H	Fla. Atlantic	3 1
						91 H	Rice	3 2	133 N	James Madison	0 3
									139 H	Houston	3 1
									149 A	Marshall	3 1
									170 H	Southern Miss.	3 0
									178 A	Charlotte	3 2
									194 A	UTEP	3 0
									194 H	UTEP	3 1
									201 N	Tulane	3 1
									209 A	Middle Tenn.	3 0
									232 A	UAB	3 0
									232 H	UAB	3 0
									233 N	Green Bay	2 3
									249 H	FIU	3 1
									270 A	Louisiana Tech	3 1
			LAST 10 GAMES								
			91 A	Rice	3 0	178 A	Charlotte	3 2			
			108 A	North Texas	0 3	149 A	Marshall	3 1			
			249 H	FIU	3 1	91 H	Rice	3 2			
			232 H	UAB	3 0	42 H	Western Ky.	3 1			
			170 H	Southern Miss.	3 0	232 A	UAB	3 0			

Non-Div. I Games:

UTSA

Average RPI Win: 177		WON-LOST	WINNING	LAST 10	STRENGTH OF		OPP. STRENGTH	TEAM	ADJ		CONF.	ADJ CONF.			
Average RPI Loss: 61		RECORD	PCT. RANK	GAMES	SCHEDULE		OF SCHEDULE	RPI	RPI		RPI	RPI			
DIV. I ONLY		18- 8	.69231	72	144		81	80	.56378		67	14			
DIV. I NON-CONF.		6- 4	.6	122	48		24	59	.59022		56	10			
TOTALS		RPI 1-25	RPI 26-50		W-L RECORDS		RPI 51-100		RPI 101-150		RPI 150+				
18- 8		0- 1	0- 3		OVERALL		4- 3		4- 1		10- 0				
7- 2		0- 0	0- 1		HOME		1- 1		1- 0		5- 0				
6- 4		0- 1	0- 1		AWAY		0- 2		2- 0		4- 0				
5- 2		0- 0	0- 1		NEUTRAL		3- 0		1- 1		1- 0				
6- 4		0- 1	0- 2		NON-CONFERENCE		3- 0		2- 1		1- 0				
0- 0		0- 0	0- 0		HOME		0- 0		0- 0		0- 0				
1- 2		0- 1	0- 1		AWAY		0- 0		1- 0		0- 0				
5- 2		0- 0	0- 1		NEUTRAL		3- 0		1- 1		1- 0				
12- 4		0- 0	0- 1		CONFERENCE		1- 3		2- 0		9- 0				
7- 2		0- 0	0- 1		HOME		1- 1		1- 0		5- 0				
5- 2		0- 0	0- 0		AWAY		0- 2		1- 0		4- 0				
0- 0		0- 0	0- 0		NEUTRAL		0- 0		0- 0		0- 0				
RPI S	Opponent	Score		RPI S	Opponent	Score		RPI S	Opponent	Score		RPI S	Opponent	Score	
13 A	Kentucky	0	3	31 A	Creighton	1	3	58 N	Baylor	3	0	108 N	North Texas	2	3
				44 H	Illinois St.	0	3	66 N	UTSA	3	2	118 A	Texas St.	3	2
				50 N	Virginia Tech	0	3	76 A	UNI	1	3	131 A	Southern Ill.	3	0
								76 H	UNI	1	3	131 H	Southern Ill.	3	0
								83 N	Butler	3	2	142 N	Pepperdine	3	1
								87 A	Missouri St.	2	3	172 H	Indiana St.	3	0
								87 H	Missouri St.	3	2	198 A	Drake	3	1
												198 H	Drake	3	0
												222 A	Loyola Chicago	3	0
												222 H	Loyola Chicago	3	0
												231 N	Bowling Green	3	2
												267 A	Evansville	3	0
												267 H	Evansville	3	0
												294 A	Bradley	3	0
												294 H	Bradley	3	0
LAST 10 GAMES				LAST 10 GAMES				LAST 10 GAMES				LAST 10 GAMES			
				131 H	Southern Ill.	3	0	294 H	Bradley	3	0				
				267 H	Evansville	3	0	222 H	Loyola Chicago	3	0				
				87 H	Missouri St.	3	2	267 A	Evansville	3	0				
				76 A	UNI	1	3	131 A	Southern Ill.	3	0				
				198 A	Drake	3	1	87 A	Missouri St.	2	3				

Non-Div. I Games:

Wichita St.

Average RPI Win: 197		WON-LOST	WINNING	LAST 10	STRENGTH OF		OPP. STRENGTH	TEAM	ADJ	CONF.	ADJ CONF.
Average RPI Loss: 89		RECORD	PCT. RANK	GAMES	SCHEDULE		OF SCHEDULE	RPI	RPI	RPI	RPI
DIV. I ONLY		19- 8	.7037 63	8- 2	119		153	76	.56293 68	10	11
DIV. I NON-CONF.		5- 4	.55556 142	0- 0	77		239	115	.53847 112	13	12
TOTALS		RPI 1-25	RPI 26-50	W-L RECORDS	RPI 51-100		RPI 101-150	RPI 150+			
19- 8	0- 0		0- 1	OVERALL	2- 3		3- 4	14- 0			
7- 1	0- 0		0- 0	HOME	1- 0		1- 1	5- 0			
9- 4	0- 0		0- 1	AWAY	1- 2		2- 1	6- 0			
3- 3	0- 0		0- 0	NEUTRAL	0- 1		0- 2	3- 0			
5- 4	0- 0		0- 0	NON-CONFERENCE	1- 2		0- 2	4- 0			
0- 0	0- 0		0- 0	HOME	0- 0		0- 0	0- 0			
2- 1	0- 0		0- 0	AWAY	1- 1		0- 0	1- 0			
3- 3	0- 0		0- 0	NEUTRAL	0- 1		0- 2	3- 0			
14- 4	0- 0		0- 1	CONFERENCE	1- 1		3- 2	10- 0			
7- 1	0- 0		0- 0	HOME	1- 0		1- 1	5- 0			
7- 3	0- 0		0- 1	AWAY	0- 1		2- 1	5- 0			
0- 0	0- 0		0- 0	NEUTRAL	0- 0		0- 0	0- 0			
RPI S	Opponent	Score	RPI S	Opponent	Score	RPI S	Opponent	Score	RPI S	Opponent	Score
			41 A UALR	0 3		65 A George Washington	0 3		101 N Auburn	0 3	
						75 N Ole Miss	1 3		110 A Appalachian St.	3 1	
						79 A Texas-Arlington	2 3		110 H Appalachian St.	3 2	
						79 H Texas-Arlington	3 1		117 N North Dakota	2 3	
						84 A Memphis	3 2		118 A Texas St.	1 3	
									118 H Texas St.	0 3	
									127 A La.-Lafayette	3 2	
									190 A South Ala.	3 0	
									190 H South Ala.	3 0	
									204 A Ga. Southern	3 1	
									204 H Ga. Southern	3 1	
									216 A Georgia St.	3 1	
									216 H Georgia St.	3 0	
									228 N Southern Utah	3 0	
									230 A SIUE	3 0	
									236 A Troy	3 2	
									236 H Troy	3 0	
									250 A La.-Monroe	3 0	
									250 H La.-Monroe	3 0	
									264 N UT Martin	3 0	
									319 N Ark.-Pine Bluff	3 0	
			LAST 10 GAMES								
			204 H Ga. Southern	3 1		236 H Troy	3 0				
			250 A La.-Monroe	3 0		190 H South Ala.	3 0				
			110 A Appalachian St.	3 1		110 H Appalachian St.	3 2				
			216 A Georgia St.	3 1		118 A Texas St.	1 3				
			127 A La.-Lafayette	3 2		79 A Texas-Arlington	2 3				

Non-Div. I Games:

Arkansas St.

Average RPI Win: 185		WON-LOST	WINNING	LAST 10	STRENGTH OF		OPP. STRENGTH	TEAM	ADJ		CONF.	ADJ CONF.	
Average RPI Loss: 175		RECORD	PCT. RANK	GAMES	SCHEDULE		OF SCHEDULE	RPI	RPI		RPI	RPI	
DIV. I ONLY		19- 4	.82609	19	10- 0		208	146	62	.56259	69	18	18
DIV. I NON-CONF.		7- 2	.77778	51	0- 0		195	100	84	.56028	87	18	18
TOTALS		RPI 1-25	RPI 26-50		W-L RECORDS		RPI 51-100		RPI 101-150		RPI 150+		
19- 4	0- 0		1- 0		OVERALL		2- 1		4- 0		12- 3		
9- 2	0- 0		1- 0		HOME		1- 0		2- 0		5- 2		
9- 1	0- 0		0- 0		AWAY		1- 0		2- 0		6- 1		
1- 1	0- 0		0- 0		NEUTRAL		0- 1		0- 0		1- 0		
7- 2	0- 0		1- 0		NON-CONFERENCE		0- 1		2- 0		4- 1		
3- 1	0- 0		1- 0		HOME		0- 0		1- 0		1- 1		
3- 0	0- 0		0- 0		AWAY		0- 0		1- 0		2- 0		
1- 1	0- 0		0- 0		NEUTRAL		0- 1		0- 0		1- 0		
12- 2	0- 0		0- 0		CONFERENCE		2- 0		2- 0		8- 2		
6- 1	0- 0		0- 0		HOME		1- 0		1- 0		4- 1		
6- 1	0- 0		0- 0		AWAY		1- 0		1- 0		4- 1		
0- 0	0- 0		0- 0		NEUTRAL		0- 0		0- 0		0- 0		
RPI S	Opponent	Score	RPI S	Opponent	Score	RPI S	Opponent	Score	RPI S	Opponent	Score		
			45 H	Santa Clara	3 2	80 A	Yale	3 0	112 A	Georgia	3 1		
						80 H	Yale	3 2	135 H	Boston College	3 2		
						95 N	North Carolina St.	1 3	148 A	Princeton	3 2		
									148 H	Princeton	3 0		
									168 H	Delaware	0 3		
									195 A	Penn	3 2		
									195 H	Penn	3 2		
									197 A	Brown	3 1		
									197 H	Brown	0 3		
									215 A	Columbia	3 2		
									215 H	Columbia	3 0		
									217 A	New Hampshire	3 1		
									223 A	Northeastern	3 1		
									238 A	Dartmouth	1 3		
									238 H	Dartmouth	3 0		
									263 H	Central Conn. St.	3 0		
									268 A	Cornell	3 0		
									268 H	Cornell	3 1		
									279 N	UNC Asheville	3 0		
			LAST 10 GAMES										
			268 H	Cornell	3 1	197 A	Brown	3 1					
			215 H	Columbia	3 0	238 H	Dartmouth	3 0					
			195 A	Penn	3 2	148 H	Princeton	3 0					
			148 A	Princeton	3 2	195 H	Penn	3 2					
			80 A	Yale	3 0	215 A	Columbia	3 2					

Non-Div. I Games:

Harvard

Average RPI Win: 138		WON-LOST RECORD		WINNING PCT. RANK		LAST 10 GAMES		STRENGTH OF SCHEDULE		OPP. STRENGTH OF SCHEDULE		TEAM RPI		ADJ RPI		CONF. RPI		ADJ CONF. RPI					
DIV. I ONLY		14- 13		.51852 165		5- 5		35		43		69		.56208 70		5		5					
DIV. I NON-CONF.		6- 7		.46154 183		0- 0		41		78		100		.54291 103		5		5					
TOTALS		RPI 1-25		RPI 26-50		W-L RECORDS		RPI 51-100		RPI 101-150		RPI 150+											
14- 13		1- 4		1- 5		OVERALL		1- 1		6- 1		5- 2											
9- 5		0- 1		1- 2		HOME		1- 1		3- 0		4- 1											
3- 6		1- 3		0- 2		AWAY		0- 0		2- 1		0- 0											
2- 2		0- 0		0- 1		NEUTRAL		0- 0		1- 0		1- 1											
6- 7		0- 2		1- 2		NON-CONFERENCE		0- 1		2- 0		3- 2											
4- 3		0- 0		1- 1		HOME		0- 1		1- 0		2- 1											
0- 2		0- 2		0- 0		AWAY		0- 0		0- 0		0- 0											
2- 2		0- 0		0- 1		NEUTRAL		0- 0		1- 0		1- 1											
8- 6		1- 2		0- 3		CONFERENCE		1- 0		4- 1		2- 0											
5- 2		0- 1		0- 1		HOME		1- 0		2- 0		2- 0											
3- 4		1- 1		0- 2		AWAY		0- 0		2- 1		0- 0											
0- 0		0- 0		0- 0		NEUTRAL		0- 0		0- 0		0- 0											
RPI	S	Opponent		Score		RPI	S	Opponent		Score		RPI	S	Opponent		Score							
7	A	Florida		0	3	28	A	Alabama		1	3	75	H	Ole Miss		3	0	101	A Auburn	3	0		
13	H	Kentucky		0	3	29	N	UCF		0	3	89	H	South Dakota		2	3	103	H South Carolina	3	2		
16	A	Kansas		1	3	38	A	LSU		2	3							105	A Missouri	0	3		
18	A	Kansas St.		0	3	38	H	LSU		2	3							108	N North Texas	3	1		
19	A	Texas A&M		3	1	46	H	SMU		2	3							112	A Georgia	3	2		
						48	H	Michigan		3	2							112	H Georgia	3	2		
																		132	H Stephen F. Austin	3	0		
																		171	N Cleveland St.	3	0		
																		173	H Oral Roberts	2	3		
																		209	N Middle Tenn.	2	3		
																		210	H Tennessee	3	0		
																		229	H Mississippi St.	3	0		
																		235	H Stony Brook	3	0		
																		282	H Tennessee St.	3	0		
						LAST 10 GAMES																	
						103	H	South Carolina		3	2	28	A	Alabama		1	3						
						112	A	Georgia		3	2	13	H	Kentucky		0	3						
						101	A	Auburn		3	0	7	A	Florida		0	3						
						38	H	LSU		2	3	19	A	Texas A&M		3	1						
						105	A	Missouri		0	3	112	H	Georgia		3	2						

Non-Div. I Games:

Arkansas

Average RPI Win: 207		WON-LOST	WINNING	LAST 10	STRENGTH OF		OPP. STRENGTH	TEAM	ADJ		CONF.	ADJ CONF.	
Average RPI Loss: 74		RECORD	PCT. RANK	GAMES	SCHEDULE		OF SCHEDULE	RPI	RPI		RPI	RPI	
DIV. I ONLY		19- 10	.65517	85	7- 3		84	148	78	.56196	71	12	12
DIV. I NON-CONF.		8- 7	.53333	158	1- 0		94	144	122	.53232	119	14	14
TOTALS		RPI 1-25	RPI 26-50		W-L RECORDS		RPI 51-100		RPI 101-150		RPI 150+		
19- 10	0- 0	0- 4		OVERALL		0- 3		3- 2		16- 1			
9- 3	0- 0	0- 1		HOME		0- 1		1- 1		8- 0			
6- 5	0- 0	0- 3		AWAY		0- 1		1- 0		5- 1			
4- 2	0- 0	0- 0		NEUTRAL		0- 1		1- 1		3- 0			
8- 7	0- 0	0- 2		NON-CONFERENCE		0- 3		1- 2		7- 0			
3- 2	0- 0	0- 0		HOME		0- 1		0- 1		3- 0			
1- 3	0- 0	0- 2		AWAY		0- 1		0- 0		1- 0			
4- 2	0- 0	0- 0		NEUTRAL		0- 1		1- 1		3- 0			
11- 3	0- 0	0- 2		CONFERENCE		0- 0		2- 0		9- 1			
6- 1	0- 0	0- 1		HOME		0- 0		1- 0		5- 0			
5- 2	0- 0	0- 1		AWAY		0- 0		1- 0		4- 1			
0- 0	0- 0	0- 0		NEUTRAL		0- 0		0- 0		0- 0			
RPI S	Opponent	Score	RPI S	Opponent	Score	RPI S	Opponent	Score	RPI S	Opponent	Score		
			27 A	Miami (FL)	0 3	57 N	Seton Hall	2 3	101 N	Auburn	1 3		
			32 A	Lipscomb	1 3	79 A	Texas-Arlington	1 3	113 A	Northern Ky.	3 2		
			32 H	Lipscomb	1 3	88 H	UMKC	2 3	113 H	Northern Ky.	3 1		
			33 A	Ohio St.	1 3				130 H	Fla. Atlantic	1 3		
									131 N	Southern Ill.	3 2		
									162 A	Jacksonville	2 3		
									162 H	Jacksonville	3 1		
									179 A	North Florida	3 0		
									179 H	North Florida	3 2		
									183 A	Stetson	3 2		
									183 H	Stetson	3 0		
									196 H	Florida A&M	3 1		
									196 N	Florida A&M	3 2		
									200 N	Houston Baptist	3 0		
									245 A	Kennesaw St.	3 1		
									245 H	Kennesaw St.	3 0		
									249 H	FIU	3 1		
									254 A	USC Upstate	3 0		
									254 H	USC Upstate	3 0		
									266 N	Texas Southern	3 0		
									287 H	Alabama St.	3 0		
									306 A	Bethune-Cookman	3 1		
LAST 10 GAMES													
			162 A	Jacksonville	2 3	32 A	Lipscomb	1 3					
			179 A	North Florida	3 0	113 A	Northern Ky.	3 2					
			249 H	FIU	3 1	183 A	Stetson	3 2					
			254 H	USC Upstate	3 0	113 H	Northern Ky.	3 1					
			245 H	Kennesaw St.	3 0	32 H	Lipscomb	1 3					

Non-Div. I Games:

FGCU

Average RPI Win:		192	WON-LOST RECORD		WINNING PCT. RANK		LAST 10 GAMES		STRENGTH OF SCHEDULE		OPP. STRENGTH OF SCHEDULE		TEAM RPI		ADJ RPI		CONF. RPI		ADJ CONF. RPI	
DIV. I ONLY		16- 12		.57143 134		7- 3		58		95		86		.56178 72		19		19		
DIV. I NON-CONF.		7- 7		.5 164		1- 0		24		17		69		.58215 66		21		21		
TOTALS		RPI 1-25		RPI 26-50		W-L RECORDS		RPI 51-100		RPI 101-150		RPI 150+								
16- 12		0- 4		0- 3		OVERALL		2- 3		4- 0		10- 2								
8- 2		0- 0		0- 0		HOME		2- 1		2- 0		4- 1								
6- 6		0- 2		0- 1		AWAY		0- 2		1- 0		5- 1								
2- 4		0- 2		0- 2		NEUTRAL		0- 0		1- 0		1- 0								
7- 7		0- 4		0- 3		NON-CONFERENCE		1- 0		2- 0		4- 0								
3- 0		0- 0		0- 0		HOME		1- 0		1- 0		1- 0								
2- 3		0- 2		0- 1		AWAY		0- 0		0- 0		2- 0								
2- 4		0- 2		0- 2		NEUTRAL		0- 0		1- 0		1- 0								
9- 5		0- 0		0- 0		CONFERENCE		1- 3		2- 0		6- 2								
5- 2		0- 0		0- 0		HOME		1- 1		1- 0		3- 1								
4- 3		0- 0		0- 0		AWAY		0- 2		1- 0		3- 1								
0- 0		0- 0		0- 0		NEUTRAL		0- 0		0- 0		0- 0								
RPI S	Opponent		Score		RPI S	Opponent		Score		RPI S	Opponent		Score		RPI S	Opponent		Score		
5 A	North Carolina		0	3	26 N	Marquette		0	3	56 H	Virginia		3	2	120 N	UC Santa Barbara		3	1	
12 A	Colorado St.		0	3	39 A	Ohio		0	3	65 A	George Washington		2	3	126 H	Ball St.		3	2	
13 N	Kentucky		0	3	50 N	Virginia Tech		0	3	65 H	George Washington		3	0	129 A	Saint Louis		3	1	
19 N	Texas A&M		2	3						77 A	Dayton		1	3	129 H	Saint Louis		3	2	
										77 H	Dayton		1	3	153 H	Duquesne		1	3	
															157 A	Rhode Island		2	3	
															174 H	East Tenn. St.		3	0	
															177 A	Hampton		3	2	
															204 N	Ga. Southern		3	1	
															244 A	William & Mary		3	0	
															257 H	La Salle		3	0	
															260 A	Davidson		3	1	
															260 H	Davidson		3	0	
															283 A	George Mason		3	0	
															283 H	George Mason		3	0	
															301 A	Fordham		3	0	
				LAST 10 GAMES																
				260 H Davidson				3	0	301 A Fordham				3	0					
				283 A George Mason				3	0	157 A Rhode Island				2	3					
				65 A George Washington				2	3	65 H George Washington				3	0					
				129 H Saint Louis				3	2	283 H George Mason				3	0					
				77 H Dayton				1	3	177 A Hampton				3	2					

Non-Div. I Games:

VCU

Average RPI Win: 211		WON-LOST RECORD	WINNING PCT. RANK	LAST 10 GAMES	STRENGTH OF SCHEDULE	OPP. STRENGTH OF SCHEDULE	TEAM RPI	ADJ RPI	CONF. RPI	ADJ CONF. RPI			
Average RPI Loss: 131													
DIV. I ONLY		21- 6	.77778 34	9- 1	159	226	66	.56156 73	23	23			
DIV. I NON-CONF.		7- 4	.63636 109	0- 0	100	110	91	.55491 92	25	26			
TOTALS		RPI 1-25	RPI 26-50	W-L RECORDS	RPI 51-100	RPI 101-150	RPI 150+						
21- 6	0- 1	0- 0	OVERALL	2- 1	2- 1	17- 3							
8- 1	0- 0	0- 0	HOME	0- 0	0- 1	8- 0							
8- 4	0- 1	0- 0	AWAY	0- 1	1- 0	7- 2							
5- 1	0- 0	0- 0	NEUTRAL	2- 0	1- 0	2- 1							
7- 4	0- 1	0- 0	NON-CONFERENCE	2- 1	1- 0	4- 2							
1- 0	0- 0	0- 0	HOME	0- 0	0- 0	1- 0							
1- 3	0- 1	0- 0	AWAY	0- 1	0- 0	1- 1							
5- 1	0- 0	0- 0	NEUTRAL	2- 0	1- 0	2- 1							
14- 2	0- 0	0- 0	CONFERENCE	0- 0	1- 1	13- 1							
7- 1	0- 0	0- 0	HOME	0- 0	0- 1	7- 0							
7- 1	0- 0	0- 0	AWAY	0- 0	1- 0	6- 1							
0- 0	0- 0	0- 0	NEUTRAL	0- 0	0- 0	0- 0							
RPI S	Opponent	Score	RPI S	Opponent	Score	RPI S	Opponent	Score					
22 A	Duke	0 3				62 A	Wyoming	1 3	103 N	South Carolina 3 2			
						81 N	Gonzaga	3 2	146 A	Samford 3 0			
						94 N	Clemson	3 2	146 H	Samford 2 3			
									154 A	UNC Greensboro 3 0			
									154 H	UNC Greensboro 3 1			
									164 A	Winthrop 2 3			
									174 A	East Tenn. St. 3 0			
									174 H	East Tenn. St. 3 0			
									179 N	North Florida 3 1			
									188 N	High Point 2 3			
									192 A	Presbyterian 3 1			
									202 A	Western Caro. 2 3			
									202 H	Western Caro. 3 1			
									240 A	Chattanooga 3 0			
									240 H	Chattanooga 3 0			
									241 H	Gardner-Webb 3 2			
									280 A	Mercer 3 1			
									280 H	Mercer 3 0			
									291 N	Weber St. 3 2			
									292 A	Wofford 3 0			
									292 H	Wofford 3 0			
									316 A	Citadel 3 0			
									316 H	Citadel 3 0			
			LAST 10 GAMES										
			240 A	Chattanooga	3 0	292 H	Wofford	3 0					
			146 A	Samford	3 0	316 A	Citadel	3 0					
			280 H	Mercer	3 0	280 A	Mercer	3 1					
			316 H	Citadel	3 0	146 H	Samford	2 3					
			154 A	UNC Greensboro	3 0	240 H	Chattanooga	3 0					

Non-Div. I Games:

Furman

Average RPI Win: 186		WON-LOST	WINNING	LAST 10	STRENGTH OF		OPP. STRENGTH	TEAM	ADJ	CONF.	ADJ CONF.
Average RPI Loss: 32		RECORD	PCT. RANK	GAMES	SCHEDULE		OF SCHEDULE	RPI	RPI	RPI	RPI
DIV. I ONLY		14- 13	.51852	165	39		44	72	.56114	74	2
DIV. I NON-CONF.		10- 4	.71429	74	129		173	87	.56063	86	3
TOTALS		RPI 1-25	RPI 26-50		W-L RECORDS		RPI 51-100		RPI 101-150		RPI 150+
14- 13	0- 11	0- 0		OVERALL		3- 1		2- 1		9- 0	
8- 6	0- 6	0- 0		HOME		2- 0		1- 0		5- 0	
4- 7	0- 5	0- 0		AWAY		1- 1		1- 1		2- 0	
2- 0	0- 0	0- 0		NEUTRAL		0- 0		0- 0		2- 0	
10- 4	0- 3	0- 0		NON-CONFERENCE		1- 0		0- 1		9- 0	
6- 1	0- 1	0- 0		HOME		1- 0		0- 0		5- 0	
2- 3	0- 2	0- 0		AWAY		0- 0		0- 1		2- 0	
2- 0	0- 0	0- 0		NEUTRAL		0- 0		0- 0		2- 0	
4- 9	0- 8	0- 0		CONFERENCE		2- 1		2- 0		0- 0	
2- 5	0- 5	0- 0		HOME		1- 0		1- 0		0- 0	
2- 4	0- 3	0- 0		AWAY		1- 1		1- 0		0- 0	
0- 0	0- 0	0- 0		NEUTRAL		0- 0		0- 0		0- 0	
RPI S	Opponent	Score	RPI S	Opponent	Score	RPI S	Opponent	Score	RPI S	Opponent	Score
2 A	Texas	0 3				57 H	Seton Hall	3 0	116 A	Texas Tech	3 1
2 H	Texas	2 3				58 A	Baylor	3 1	116 H	Texas Tech	3 0
5 A	North Carolina	0 3				97 A	TCU	1 3	149 A	Marshall	0 3
15 A	Iowa St.	1 3				97 H	TCU	3 2	156 H	IUPUI	3 0
15 H	Iowa St.	0 3							166 H	Kent St.	3 1
16 H	Kansas	1 3							225 A	Robert Morris	3 0
18 H	Kansas St.	2 3							241 N	Gardner-Webb	3 0
21 H	BYU	0 3							258 H	Montana	3 0
22 A	Duke	1 3							259 A	Niagara	3 0
25 A	Oklahoma	0 3							277 H	Toledo	3 0
25 H	Oklahoma	1 3							289 H	Saint Francis (PA)	3 1
									295 N	Providence	3 0
LAST 10 GAMES											
	116 H Texas Tech	3 0		18 H Kansas St.	2 3						
	2 A Texas	0 3		58 A Baylor	3 1						
	15 H Iowa St.	0 3		16 H Kansas	1 3						
	25 A Oklahoma	0 3		97 H TCU	3 2						
	97 A TCU	1 3		25 H Oklahoma	1 3						

Non-Div. I Games:

West Virginia

Average RPI Win:	192	WON-LOST RECORD	WINNING PCT. RANK	LAST 10 GAMES	STRENGTH OF SCHEDULE	OPP. STRENGTH OF SCHEDULE	TEAM RPI	ADJ RPI	CONF. RPI	ADJ CONF. RPI	
Average RPI Loss:	71										
DIV. I ONLY	20- 8	.71429	61	5- 5	138	104	69	.56068	75	5	5
DIV. I NON-CONF.	14- 0	1	1	0- 0	209	262	41	.60071	45	5	5
<hr/>											
TOTALS	RPI 1-25	RPI 26-50		W-L RECORDS	RPI 51-100		RPI 101-150		RPI 150+		
20- 8	0- 3	1- 1		OVERALL	2- 1		4- 2		13- 1		
10- 2	0- 1	0- 1		HOME	0- 0		3- 0		7- 0		
5- 6	0- 2	1- 0		AWAY	1- 1		1- 2		2- 1		
5- 0	0- 0	0- 0		NEUTRAL	1- 0		0- 0		4- 0		
<hr/>											
14- 0	0- 0	0- 0		NON-CONFERENCE	2- 0		1- 0		11- 0		
7- 0	0- 0	0- 0		HOME	0- 0		1- 0		6- 0		
2- 0	0- 0	0- 0		AWAY	1- 0		0- 0		1- 0		
5- 0	0- 0	0- 0		NEUTRAL	1- 0		0- 0		4- 0		
<hr/>											
6- 8	0- 3	1- 1		CONFERENCE	0- 1		3- 2		2- 1		
3- 2	0- 1	0- 1		HOME	0- 0		2- 0		1- 0		
3- 6	0- 2	1- 0		AWAY	0- 1		1- 2		1- 1		
0- 0	0- 0	0- 0		NEUTRAL	0- 0		0- 0		0- 0		
<hr/>											
RPI	S	Opponent	Score	RPI	S	Opponent	Score	RPI	S	Opponent	Score
7	A	Florida	0 3	28	A	Alabama	3 2	68	N	Arkansas St.	3 1
13	H	Kentucky	1 3	38	H	LSU	0 3	70	A	Arkansas	0 3
19	A	Texas A&M	1 3					84	A	Memphis	3 2
										Auburn	3 1
										South Carolina	2 3
										South Carolina	3 0
										Missouri	2 3
										Missouri	3 0
										Samford	3 0
										Buffalo	3 0
										Lehigh	3 0
										Tennessee	0 3
										Siena	3 0
										Mississippi St.	3 1
										Mississippi St.	3 0
										UAB	3 0
										Jacksonville St.	3 1
										UT Martin	3 1
										Louisiana Tech	3 0
										Mercer	3 0
										Lamar	3 0
										Canisius	3 0
										Jackson St.	3 1
LAST 10 GAMES											
105	A	Missouri	2 3	210	A	Tennessee	0 3				
13	H	Kentucky	1 3	38	H	LSU	0 3				
19	A	Texas A&M	1 3	28	A	Alabama	3 2				
229	A	Mississippi St.	3 1	101	A	Auburn	3 1				
103	H	South Carolina	3 0	229	H	Mississippi St.	3 0				

Non-Div. I Games:

Ole Miss

Average RPI Win:		179	WON-LOST RECORD		WINNING PCT. RANK		LAST 10 GAMES		STRENGTH OF SCHEDULE		OPP. STRENGTH OF SCHEDULE		TEAM RPI		ADJ RPI		CONF. RPI		ADJ CONF. RPI				
DIV. I ONLY			18- 10		.64286 90		6- 4		87		91		75		.56067 76		14		14				
DIV. I NON-CONF.			6- 6		.5 164		1- 0		81		27		113		.53873 110		10		10				
TOTALS		RPI 1-25		RPI 26-50		W-L RECORDS		RPI 51-100		RPI 101-150		RPI 150+											
18- 10		0- 3		0- 4		OVERALL		5- 1		2- 1		11- 1											
8- 3		0- 1		0- 1		HOME		2- 1		1- 0		5- 0											
7- 4		0- 1		0- 1		AWAY		2- 0		1- 1		4- 1											
3- 3		0- 1		0- 2		NEUTRAL		1- 0		0- 0		2- 0											
6- 6		0- 3		0- 2		NON-CONFERENCE		1- 1		1- 0		4- 0											
0- 2		0- 1		0- 0		HOME		0- 1		0- 0		0- 0											
3- 1		0- 1		0- 0		AWAY		0- 0		1- 0		2- 0											
3- 3		0- 1		0- 2		NEUTRAL		1- 0		0- 0		2- 0											
12- 4		0- 0		0- 2		CONFERENCE		4- 0		1- 1		7- 1											
8- 1		0- 0		0- 1		HOME		2- 0		1- 0		5- 0											
4- 3		0- 0		0- 1		AWAY		2- 0		0- 1		2- 1											
0- 0		0- 0		0- 0		NEUTRAL		0- 0		0- 0		0- 0											
RPI	S	Opponent		Score		RPI	S	Opponent		Score		RPI	S	Opponent		Score							
13	A	Kentucky		1	3	28	N	Alabama		1	3	67	A	Wichita St.		3	1	129	A	Saint Louis		3	2
15	H	Iowa St.		2	3	31	N	Creighton		2	3	67	H	Wichita St.		3	1	131	A	Southern Ill.		2	3
20	N	Southern California		0	3	44	A	Illinois St.		1	3	87	A	Missouri St.		3	2	131	H	Southern Ill.		3	0
						44	H	Illinois St.		1	3	87	H	Missouri St.		3	1	172	A	Indiana St.		1	3
												97	N	TCU		3	0	172	H	Indiana St.		3	1
												100	H	Northern Ill.		0	3	175	A	Notre Dame		3	1
																		198	A	Drake		3	0
																		198	H	Drake		3	0
																		222	H	Loyola Chicago		3	0
																		223	N	Northeastern		3	0
																		243	N	Southeast Mo. St.		3	1
																		267	A	Evansville		3	0
																		267	H	Evansville		3	0
																		294	H	Bradley		3	1
																		302	A	South Dakota St.		3	1
LAST 10 GAMES																							
						44	H	Illinois St.		1	3	87	H	Missouri St.		3	1						
						172	H	Indiana St.		3	1	198	H	Drake		3	0						
						267	A	Evansville		3	0	302	A	South Dakota St.		3	1						
						131	A	Southern Ill.		2	3	172	A	Indiana St.		1	3						
						67	H	Wichita St.		3	1	44	A	Illinois St.		1	3						

Non-Div. I Games:

UNI

Average RPI Win:		202	WON-LOST		WINNING		LAST 10		STRENGTH OF		OPP. STRENGTH		TEAM	ADJ		CONF.		ADJ CONF.		
Average RPI Loss:		96	RECORD		PCT. RANK		GAMES		SCHEDULE		OF SCHEDULE		RPI	RPI		RPI		RPI		
DIV. I ONLY			26- 5		.83871		16		10- 0		247		141		67		.56065		77	
DIV. I NON-CONF.			13- 4		.76471		55		2- 0		268		112		116		.53282		118	
TOTALS		RPI 1-25		RPI 26-50		W-L RECORDS		RPI 51-100		RPI 101-150		RPI 150+								
26- 5		0- 1		0- 0		OVERALL		3- 2		2- 0		21- 2								
10- 1		0- 1		0- 0		HOME		2- 0		1- 0		7- 0								
12- 2		0- 0		0- 0		AWAY		1- 1		1- 0		10- 1								
4- 2		0- 0		0- 0		NEUTRAL		0- 1		0- 0		4- 1								
13- 4		0- 1		0- 0		NON-CONFERENCE		1- 1		0- 0		12- 2								
3- 1		0- 1		0- 0		HOME		1- 0		0- 0		2- 0								
6- 1		0- 0		0- 0		AWAY		0- 0		0- 0		6- 1								
4- 2		0- 0		0- 0		NEUTRAL		0- 1		0- 0		4- 1								
13- 1		0- 0		0- 0		CONFERENCE		2- 1		2- 0		9- 0								
7- 0		0- 0		0- 0		HOME		1- 0		1- 0		5- 0								
6- 1		0- 0		0- 0		AWAY		1- 1		1- 0		4- 0								
0- 0		0- 0		0- 0		NEUTRAL		0- 0		0- 0		0- 0								
RPI	S	Opponent		Score		RPI	S	Opponent		Score		RPI	S	Opponent		Score				
11	H	Nebraska		0 3								129	A	Saint Louis		3 1				
												54	N	Pittsburgh		0 3				
												65	A	George Washington		2 3				
												72	A	VCU		3 1				
												72	H	VCU		3 1				
												129	A	Saint Louis		3 1				
												129	H	Saint Louis		3 1				
												153	A	Duquesne		3 1				
												153	H	Duquesne		3 1				
												157	H	Rhode Island		3 0				
												162	A	Jacksonville		3 0				
												171	A	Cleveland St.		1 3				
												178	N	Charlotte		1 3				
												179	A	North Florida		3 0				
												187	A	Eastern Ky.		3 0				
												195	A	Penn		3 1				
												199	N	Navy		3 0				
												209	N	Middle Tenn.		3 0				
												221	H	Bakersfield		3 1				
												231	A	Bowling Green		3 1				
												257	A	La Salle		3 0				
												257	H	La Salle		3 0				
												260	A	Davidson		3 0				
												260	H	Davidson		3 0				
												277	N	Toledo		3 1				
												281	A	Wright St.		3 2				
												283	A	George Mason		3 0				
												286	N	Nicholls St.		3 0				
												298	H	Morehead St.		3 0				
												301	H	Fordham		3 0				
						LAST 10 GAMES														
						153	H	Duquesne		3 1		129	H	Saint Louis		3 1				
						257	H	La Salle		3 0		187	A	Eastern Ky.		3 0				
						129	A	Saint Louis		3 1		157	H	Rhode Island		3 0				
						260	A	Davidson		3 0		301	H	Fordham		3 0				
						72	A	VCU		3 1		298	H	Morehead St.		3 0				

Non-Div. I Games:

Dayton

Iowa		Average RPI Win:	158	WON-LOST RECORD	WINNING PCT. RANK	LAST 10 GAMES	STRENGTH OF SCHEDULE	OPP. STRENGTH OF SCHEDULE	TEAM RPI	ADJ RPI	CONF. RPI	ADJ CONF. RPI
DIV. I ONLY				13- 14	.48148 184	5- 5	45	28	87	.5602 78	3	3
DIV. I NON-CONF.				8- 3	.72727 65	0- 0	154	57	78	.56677 77	2	2
TOTALS		RPI 1-25		RPI 26-50		W-L RECORDS		RPI 51-100		RPI 101-150		RPI 150+
13- 14	0- 9			1- 4		OVERALL		2- 1		4- 0		6- 0
3- 5	0- 4			1- 1		HOME		1- 0		1- 0		0- 0
3- 9	0- 5			0- 3		AWAY		0- 1		1- 0		2- 0
7- 0	0- 0			0- 0		NEUTRAL		1- 0		2- 0		4- 0
8- 3	0- 2			0- 1		NON-CONFERENCE		1- 0		2- 0		5- 0
0- 0	0- 0			0- 0		HOME		0- 0		0- 0		0- 0
1- 3	0- 2			0- 1		AWAY		0- 0		0- 0		1- 0
7- 0	0- 0			0- 0		NEUTRAL		1- 0		2- 0		4- 0
5- 11	0- 7			1- 3		CONFERENCE		1- 1		2- 0		1- 0
3- 5	0- 4			1- 1		HOME		1- 0		1- 0		0- 0
2- 6	0- 3			0- 2		AWAY		0- 1		1- 0		1- 0
0- 0	0- 0			0- 0		NEUTRAL		0- 0		0- 0		0- 0
RPI S Opponent	Score	RPI S Opponent	Score	RPI S Opponent	Score	RPI S Opponent	Score	RPI S Opponent	Score	RPI S Opponent	Score	
6 A Wisconsin	0 3	33 H Ohio St.	0 3	51 A Minnesota	0 3	109 N Idaho St.	3 1					
6 H Wisconsin	0 3	36 A Arizona St.	0 3	59 H Northwestern	3 2	111 H Indiana	3 2					
9 H Illinois	2 3	47 H Purdue	3 1	66 N UTSA	3 1	117 N North Dakota	3 0					
10 A Penn St.	0 3	48 A Michigan	0 3			147 A Maryland	3 0					
10 H Penn St.	0 3	49 A Michigan St.	0 3			182 A Rutgers	3 1					
11 A Nebraska	0 3					201 N Tulane	3 0					
11 H Nebraska	0 3					227 N Eastern Ill.	3 0					
15 A Iowa St.	0 3					232 N UAB	3 0					
19 A Texas A&M	0 3					249 N FIU	3 1					
						302 A South Dakota St.	3 0					
		LAST 10 GAMES										
6 H Wisconsin	0 3	147 A Maryland	3 0									
10 A Penn St.	0 3	51 A Minnesota	0 3									
47 H Purdue	3 1	6 A Wisconsin	0 3									
111 H Indiana	3 2	59 H Northwestern	3 2									
182 A Rutgers	3 1	9 H Illinois	2 3									

Non-Div. I Games:

Iowa

Average RPI Win:	209	WON-LOST	WINNING	LAST 10	STRENGTH OF	OPP. STRENGTH	TEAM	ADJ	CONF.	ADJ CONF.						
Average RPI Loss:	82	RECORD	PCT. RANK	GAMES	SCHEDULE	OF SCHEDULE	RPI	RPI	RPI	RPI						
DIV. I ONLY	23- 8	.74194	51	7- 3	161	171	79	.5591	79	10	11					
DIV. I NON-CONF.	10- 2	.83333	33	0- 0	243	253	96	.55001	97	13	12					
TOTALS	RPI 1-25	RPI 26-50	W-L RECORDS	RPI 51-100	RPI 101-150	RPI 150+										
23- 8	0- 0	0- 2	OVERALL	2- 3	4- 3	17- 0										
14- 3	0- 0	0- 1	HOME	2- 2	3- 0	9- 0										
6- 5	0- 0	0- 1	AWAY	0- 1	0- 3	6- 0										
3- 0	0- 0	0- 0	NEUTRAL	0- 0	1- 0	2- 0										
10- 2	0- 0	0- 0	NON-CONFERENCE	1- 2	1- 0	8- 0										
5- 2	0- 0	0- 0	HOME	1- 2	0- 0	4- 0										
2- 0	0- 0	0- 0	AWAY	0- 0	0- 0	2- 0										
3- 0	0- 0	0- 0	NEUTRAL	0- 0	1- 0	2- 0										
13- 6	0- 0	0- 2	CONFERENCE	1- 1	3- 3	9- 0										
9- 1	0- 0	0- 1	HOME	1- 0	3- 0	5- 0										
4- 5	0- 0	0- 1	AWAY	0- 1	0- 3	4- 0										
0- 0	0- 0	0- 0	NEUTRAL	0- 0	0- 0	0- 0										
RPI S Opponent Score	RPI S Opponent Score	RPI S Opponent Score	RPI S Opponent Score	RPI S Opponent Score	RPI S Opponent Score	RPI S Opponent Score										
41 A UALR	1 3	58 H Baylor	1 3	110 A Appalachian St.	0 3	110 H Appalachian St.	3 0									
41 H UALR	1 3	68 A Arkansas St.	1 3	118 A Texas St.	2 3	118 H Texas St.	3 0									
		68 H Arkansas St.	3 2	127 A La.-Lafayette	0 3	127 H La.-Lafayette	3 1									
		71 H FGCU	3 1	139 N Houston	3 0	190 A South Ala.	3 0									
		90 H Denver	2 3	190 H South Ala.	3 1	200 H Houston Baptist	3 0									
				204 H Ga. Southern	3 1	216 A Georgia St.	3 2									
				216 H Georgia St.	3 0	236 A Troy	3 1									
				236 H Troy	3 2	250 A La.-Monroe	3 0									
				250 H La.-Monroe	3 0	253 H Incarnate Word	3 0									
				253 H Incarnate Word	3 0	266 H Texas Southern	3 1									
				266 H Texas Southern	3 1	270 N Louisiana Tech	3 0									
				270 N Louisiana Tech	3 0	275 A McNeese St.	3 1									
				275 A McNeese St.	3 1	297 A Abilene Christian	3 0									
				297 A Abilene Christian	3 0	312 H Jackson St.	3 0									
				312 H Jackson St.	3 0	312 N Jackson St.	3 0									
				312 N Jackson St.	3 0											
LAST 10 GAMES																
216 H Georgia St.	3 0	216 A Georgia St.	3 2													
127 A La.-Lafayette	0 3	250 A La.-Monroe	3 0													
190 H South Ala.	3 1	204 H Ga. Southern	3 1													
41 H UALR	1 3	236 A Troy	3 1													
110 A Appalachian St.	0 3	68 H Arkansas St.	3 2													

Non-Div. I Games:

Texas-Arlington

Average RPI Win: 211		WON-LOST RECORD		WINNING PCT. RANK		LAST 10 GAMES		STRENGTH OF SCHEDULE		OPP. STRENGTH OF SCHEDULE		TEAM RPI		ADJ RPI		CONF. RPI		ADJ CONF. RPI	
DIV. I ONLY		16- 7		.69565 71		9- 1		142		108		85		.55906 80		18		18	
DIV. I NON-CONF.		4- 5		.44444 201		0- 0		121		21		143		.51369 138		18		18	
TOTALS		RPI 1-25		RPI 26-50		W-L RECORDS		RPI 51-100		RPI 101-150		RPI 150+							
16- 7		0- 3		0- 0		OVERALL		0- 3		2- 1		14- 0							
7- 3		0- 0		0- 0		HOME		0- 2		1- 1		6- 0							
8- 1		0- 0		0- 0		AWAY		0- 1		1- 0		7- 0							
1- 3		0- 3		0- 0		NEUTRAL		0- 0		0- 0		1- 0							
4- 5		0- 3		0- 0		NON-CONFERENCE		0- 1		0- 1		4- 0							
1- 2		0- 0		0- 0		HOME		0- 1		0- 1		1- 0							
2- 0		0- 0		0- 0		AWAY		0- 0		0- 0		2- 0							
1- 3		0- 3		0- 0		NEUTRAL		0- 0		0- 0		1- 0							
12- 2		0- 0		0- 0		CONFERENCE		0- 2		2- 0		10- 0							
6- 1		0- 0		0- 0		HOME		0- 1		1- 0		5- 0							
6- 1		0- 0		0- 0		AWAY		0- 1		1- 0		5- 0							
0- 0		0- 0		0- 0		NEUTRAL		0- 0		0- 0		0- 0							
RPI S	Opponent	Score		RPI S	Opponent	Score		RPI S	Opponent	Score		RPI S	Opponent	Score					
10 N	Penn St.	0	3					51 H	Minnesota	0	3	135 H	Boston College	0	3				
16 N	Kansas	0	3					69 A	Harvard	2	3	148 A	Princeton	3	0				
17 N	UCLA	0	3					69 H	Harvard	0	3	148 H	Princeton	3	1				
												158 A	Villanova	3	0				
												195 A	Penn	3	0				
												195 H	Penn	3	0				
												197 A	Brown	3	0				
												197 H	Brown	3	0				
												205 N	Georgetown	3	1				
												215 A	Columbia	3	1				
												215 H	Columbia	3	1				
												220 A	Cal St. Fullerton	3	1				
												238 A	Dartmouth	3	0				
												238 H	Dartmouth	3	0				
												268 A	Cornell	3	0				
												268 H	Cornell	3	0				
												272 H	Albany (NY)	3	1				
				LAST 10 GAMES															
				195 H	Penn	3	0	238 H	Dartmouth	3	0								
				148 H	Princeton	3	1	197 H	Brown	3	0								
				268 A	Cornell	3	0	215 H	Columbia	3	1								
				215 A	Columbia	3	1	268 H	Cornell	3	0								
				69 H	Harvard	0	3	148 A	Princeton	3	0								

Non-Div. I Games:

Yale

Average RPI Win:		174	WON-LOST RECORD		WINNING PCT. RANK		LAST 10 GAMES		STRENGTH OF SCHEDULE		OPP. STRENGTH OF SCHEDULE		TEAM RPI		ADJ RPI		CONF. RPI		ADJ CONF. RPI				
DIV. I ONLY			16- 10		.61538 109		4- 6		83		80		88		.55863 81		6		6				
DIV. I NON-CONF.			9- 2		.81818 36		0- 0		153		156		65		.57843 69		6		6				
TOTALS		RPI 1-25		RPI 26-50		W-L RECORDS		RPI 51-100		RPI 101-150		RPI 150+											
16- 10		0- 2		2- 3		OVERALL		1- 3		5- 2		8- 0											
6- 3		0- 0		1- 1		HOME		0- 1		2- 1		3- 0											
7- 5		0- 1		1- 2		AWAY		1- 1		3- 1		2- 0											
3- 2		0- 1		0- 0		NEUTRAL		0- 1		0- 0		3- 0											
9- 2		0- 1		0- 0		NON-CONFERENCE		1- 1		1- 0		7- 0											
3- 0		0- 0		0- 0		HOME		0- 0		0- 0		3- 0											
3- 0		0- 0		0- 0		AWAY		1- 0		1- 0		1- 0											
3- 2		0- 1		0- 0		NEUTRAL		0- 1		0- 0		3- 0											
7- 8		0- 1		2- 3		CONFERENCE		0- 2		4- 2		1- 0											
3- 3		0- 0		1- 1		HOME		0- 1		2- 1		0- 0											
4- 5		0- 1		1- 2		AWAY		0- 1		2- 1		1- 0											
0- 0		0- 0		0- 0		NEUTRAL		0- 0		0- 0		0- 0											
RPI	S	Opponent		Score		RPI	S	Opponent		Score		RPI	S	Opponent		Score							
4	N	Washington		2	3	34	A	Loyola Marymount		2	3	55	A	Pacific		2	3	136	A	Boise St.		3	1
21	A	BYU		0	3	34	H	Loyola Marymount		3	1	55	H	Pacific		2	3	138	A	San Francisco		3	2
						43	A	San Diego		2	3	62	A	Wyoming		3	2	138	H	San Francisco		3	2
						45	A	Santa Clara		3	2	73	N	Furman		2	3	142	A	Pepperdine		0	3
						45	H	Santa Clara		2	3							142	H	Pepperdine		3	1
																		150	A	St. Mary's (CA)		3	1
																		150	H	St. Mary's (CA)		2	3
																		163	N	Seattle		3	0
																		207	N	Portland St.		3	1
																		234	A	Portland		3	1
																		239	H	Grand Canyon		3	1
																		258	A	Montana		3	0
																		261	H	Montana St.		3	0
																		288	H	Canisius		3	0
																		291	N	Weber St.		3	0
						LAST 10 GAMES																	
						55	A	Pacific		2	3	34	A	Loyola Marymount		2	3						
						150	A	St. Mary's (CA)		3	1	234	A	Portland		3	1						
						138	H	San Francisco		3	2	150	H	St. Mary's (CA)		2	3						
						45	H	Santa Clara		2	3	55	H	Pacific		2	3						
						142	A	Pepperdine		0	3	45	A	Santa Clara		3	2						

Non-Div. I Games:

Gonzaga

T
O
W
S
O
n

Towson

RPI	S	Opponent	Score	
334	N	Savannah St.	3	0

Towson

T
O
W
S
O
N

T
O
W
S
O
N

Butler				Through Games Of Nov. 16, 2014										
Average RPI Win: 175		WON-LOST	WINNING	LAST 10	STRENGTH OF		OPP. STRENGTH	TEAM	ADJ		CONF.	ADJ CONF.		
Average RPI Loss: 62		RECORD	PCT. RANK	GAMES	SCHEDULE		OF SCHEDULE	RPI	RPI		RPI	RPI		
DIV. I ONLY		18- 10	.64286	90	7- 3		108	79	89	.55803	83	9	9	
DIV. I NON-CONF.		8- 4	.66667	88	0- 0		133	79	93	.55538	91	9	9	
<hr/>														
TOTALS		RPI 1-25		RPI 26-50		W-L RECORDS		RPI 51-100		RPI 101-150		RPI 150+		
18- 10		0- 2		2- 3		OVERALL		2- 3		3- 1		11- 1		
4- 3		0- 0		1- 1		HOME		0- 2		0- 0		3- 0		
8- 5		0- 2		0- 2		AWAY		2- 0		1- 1		5- 0		
6- 2		0- 0		1- 0		NEUTRAL		0- 1		2- 0		3- 1		
<hr/>														
8- 4		0- 2		1- 0		NON-CONFERENCE		0- 1		3- 0		4- 1		
0- 0		0- 0		0- 0		HOME		0- 0		0- 0		0- 0		
2- 2		0- 2		0- 0		AWAY		0- 0		1- 0		1- 0		
6- 2		0- 0		1- 0		NEUTRAL		0- 1		2- 0		3- 1		
<hr/>														
10- 6		0- 0		1- 3		CONFERENCE		2- 2		0- 1		7- 0		
4- 3		0- 0		1- 1		HOME		0- 2		0- 0		3- 0		
6- 3		0- 0		0- 2		AWAY		2- 0		0- 1		4- 0		
0- 0		0- 0		0- 0		NEUTRAL		0- 0		0- 0		0- 0		
<hr/>														
RPI	S	Opponent	Score		RPI	S	Opponent	Score		RPI	S	Opponent	Score	
13	A	Kentucky	0	3	26	A	Marquette	0	3	52	A	Xavier	3	2
24	A	Colorado	1	3	26	H	Marquette	3	2	52	H	Xavier	1	3
					31	A	Creighton	1	3	57	A	Seton Hall	3	0
					31	H	Creighton	2	3	57	H	Seton Hall	0	3
					50	N	Virginia Tech	3	1	67	N	Wichita St.	2	3

Non-Div. I Games:

Butler

Average RPI Win: 186		WON-LOST	WINNING	LAST 10	STRENGTH OF		OPP. STRENGTH	TEAM	ADJ	CONF.	ADJ CONF.
Average RPI Loss: 82		RECORD	PCT. RANK	GAMES	SCHEDULE		OF SCHEDULE	RPI	RPI	RPI	RPI
DIV. I ONLY		21- 9	.7 66	6- 4	128		107	74	.55796	84	7 7
DIV. I NON-CONF.		10- 4	.71429 74	0- 0	222		181	120	.52637	126	8 8
TOTALS		RPI 1-25	RPI 26-50	W-L RECORDS	RPI 51-100		RPI 101-150	RPI 150+			
21- 9	0- 0		1- 3	OVERALL	2- 4		2- 1	16- 1			
7- 4	0- 0		1- 1	HOME	1- 3		1- 0	4- 0			
8- 3	0- 0		0- 1	AWAY	1- 1		1- 1	6- 0			
6- 2	0- 0		0- 1	NEUTRAL	0- 0		0- 0	6- 1			
10- 4	0- 0		0- 1	NON-CONFERENCE	0- 2		1- 0	9- 1			
1- 2	0- 0		0- 0	HOME	0- 2		0- 0	1- 0			
3- 0	0- 0		0- 0	AWAY	0- 0		1- 0	2- 0			
6- 2	0- 0		0- 1	NEUTRAL	0- 0		0- 0	6- 1			
11- 5	0- 0		1- 2	CONFERENCE	2- 2		1- 1	7- 0			
6- 2	0- 0		1- 1	HOME	1- 1		1- 0	3- 0			
5- 3	0- 0		0- 1	AWAY	1- 1		0- 1	4- 0			
0- 0	0- 0		0- 0	NEUTRAL	0- 0		0- 0	0- 0			
RPI S	Opponent	Score	RPI S	Opponent	Score	RPI S	Opponent	Score	RPI S	Opponent	Score
			28 N	Alabama	2 3	53 A	Tulsa	0 3	129 A	Saint Louis	3 1
			29 H	UCF	2 3	53 H	Tulsa	3 2	139 A	Houston	1 3
			46 A	SMU	1 3	60 A	Temple	3 1	139 H	Houston	3 0
			46 H	SMU	3 0	60 H	Temple	0 3	152 A	Cincinnati	3 1
						68 H	Arkansas St.	2 3	159 H	South Fla.	3 0
						75 H	Ole Miss	2 3	181 A	East Carolina	3 2
									184 A	UConn	3 1
									184 H	UConn	3 1
									190 N	South Ala.	3 0
									201 A	Tulane	3 0
									201 H	Tulane	3 0
									210 A	Tennessee	3 1
									229 A	Mississippi St.	3 2
									242 N	Northwestern St.	3 0
									243 N	Southeast Mo. St.	1 3
									256 N	Austin Peay	3 1
									261 N	Montana St.	3 0
									264 H	UT Martin	3 0
									280 N	Mercer	3 1
									286 N	Nicholls St.	3 0
			LAST 10 GAMES								
			201 H	Tulane	3 0	60 H	Temple	0 3			
			139 H	Houston	3 0	181 A	East Carolina	3 2			
			53 A	Tulsa	0 3	152 A	Cincinnati	3 1			
			46 A	SMU	1 3	159 H	South Fla.	3 0			
			184 H	UConn	3 1	29 H	UCF	2 3			

Non-Div. I Games:

Memphis

[illegible]

Non-Div. I Games:

Coastal Caro.

A
m
e
r
i
c
a
n

American

Average RPI Win:		195	WON-LOST RECORD		WINNING PCT. RANK		LAST 10 GAMES		STRENGTH OF SCHEDULE		OPP. STRENGTH OF SCHEDULE		TEAM RPI		ADJ RPI		CONF. RPI		ADJ CONF. RPI	
Average RPI Loss:		62	18- 10		.64286 90		7- 3		127		89		92		.55395 87		14		14	
DIV. I ONLY			7- 5		.58333 130		1- 0		50		39		68		.58255 64		10		10	
DIV. I NON-CONF.																				
TOTALS		RPI 1-25		RPI 26-50		W-L RECORDS		RPI 51-100		RPI 101-150		RPI 150+								
18- 10		0- 2		1- 3		OVERALL		2- 3		2- 2		13- 0								
9- 4		0- 0		0- 2		HOME		2- 1		0- 1		7- 0								
6- 5		0- 2		0- 1		AWAY		0- 2		1- 0		5- 0								
3- 1		0- 0		1- 0		NEUTRAL		0- 0		1- 1		1- 0								
7- 5		0- 2		1- 2		NON-CONFERENCE		1- 0		1- 1		4- 0								
3- 1		0- 0		0- 1		HOME		1- 0		0- 0		2- 0								
1- 3		0- 2		0- 1		AWAY		0- 0		0- 0		1- 0								
3- 1		0- 0		1- 0		NEUTRAL		0- 0		1- 1		1- 0								
11- 5		0- 0		0- 1		CONFERENCE		1- 3		1- 1		9- 0								
6- 3		0- 0		0- 1		HOME		1- 1		0- 1		5- 0								
5- 2		0- 0		0- 0		AWAY		0- 2		1- 0		4- 0								
0- 0		0- 0		0- 0		NEUTRAL		0- 0		0- 0		0- 0								
RPI	S	Opponent		Score		RPI	S	Opponent		Score		RPI	S	Opponent		Score				
6	A	Wisconsin		1	3	27	N	Miami (FL)		3	0	67	A	Wichita St.		2	3			
18	A	Kansas St.		2	3	40	A	Utah		2	3	67	H	Wichita St.		3	2			
						42	H	Western Ky.		0	3	76	A	UNI		1	3			
						44	H	Illinois St.		0	3	76	H	UNI		2	3			
												99	H	Milwaukee		3	0			
												123	N	New Mexico St.		0	3			
												126	N	Ball St.		3	2			
												131	A	Southern Ill.		3	0			
												131	H	Southern Ill.		2	3			
												172	H	Indiana St.		3	2			
												173	H	Oral Roberts		3	1			
												198	A	Drake		3	0			
												198	H	Drake		3	0			
												222	A	Loyola Chicago		3	2			
												222	H	Loyola Chicago		3	0			
												243	A	Southeast Mo. St.		3	0			
												253	H	Incarnate Word		3	0			
												261	N	Montana St.		3	0			
												267	A	Evansville		3	0			
												267	H	Evansville		3	0			
												294	A	Bradley		3	0			
												294	H	Bradley		3	1			
LAST 10 GAMES																				
267 H Evansville						3	0	222 H Loyola Chicago						3	0					
131 H Southern Ill.						2	3	294 H Bradley						3	1					
67 A Wichita St.						2	3	131 A Southern Ill.						3	0					
198 A Drake						3	0	267 A Evansville						3	0					
76 A UNI						1	3	243 A Southeast Mo. St.						3	0					

Non-Div. I Games:

Missouri St.

Non-Div. I Games:

Denver

Average RPI Win: 187		WON-LOST	WINNING	LAST 10	STRENGTH OF		OPP. STRENGTH	TEAM	ADJ	CONF.	ADJ CONF.
Average RPI Loss: 89		RECORD	PCT. RANK	GAMES	SCHEDULE		OF SCHEDULE	RPI	RPI	RPI	RPI
DIV. I ONLY		21-9	.7	66	197		102	97	.55168	91	15
DIV. I NON-CONF.		10-4	.71429	74	186		72	98	.55489	93	12
TOTALS		RPI 1-25	RPI 26-50		W-L RECORDS		RPI 51-100		RPI 101-150		RPI 150+
21-9	0-0		1-1		OVERALL		0-5		5-3		15-0
10-5	0-0		0-0		HOME		0-2		2-3		8-0
7-4	0-0		1-1		AWAY		0-3		2-0		4-0
4-0	0-0		0-0		NEUTRAL		0-0		1-0		3-0
10-4	0-0		1-0		NON-CONFERENCE		0-3		3-1		6-0
5-2	0-0		0-0		HOME		0-1		2-1		3-0
1-2	0-0		1-0		AWAY		0-2		0-0		0-0
4-0	0-0		0-0		NEUTRAL		0-0		1-0		3-0
11-5	0-0		0-1		CONFERENCE		0-2		2-2		9-0
5-3	0-0		0-0		HOME		0-1		0-2		5-0
6-2	0-0		0-1		AWAY		0-1		2-0		4-0
0-0	0-0		0-0		NEUTRAL		0-0		0-0		0-0
RPI S	Opponent	Score	RPI S	Opponent	Score	RPI S	Opponent	Score	RPI S	Opponent	Score
			26 A	Marquette	3 1	58 A	Baylor	1 3	108 A	North Texas	3 1
			42 A	Western Ky.	2 3	66 A	UTSA	2 3	108 H	North Texas	0 3
						66 H	UTSA	0 3	127 H	La.-Lafayette	2 3
						93 H	Louisville	0 3	130 A	Fla. Atlantic	3 0
						95 A	North Carolina St.	2 3	132 H	Stephen F. Austin	3 1
									133 N	James Madison	3 1
									137 H	UC Davis	3 0
									149 H	Marshall	2 3
									167 H	A&M-Corpus Christi	3 0
									170 A	Southern Miss.	3 0
									178 H	Charlotte	3 0
									184 N	UConn	3 2
									194 A	UTEP	3 0
									194 H	UTEP	3 0
									209 A	Middle Tenn.	3 0
									209 H	Middle Tenn.	3 1
									226 H	Fresno St.	3 0
									232 H	UAB	3 0
									233 N	Green Bay	3 0
									249 A	FIU	3 1
									266 H	Texas Southern	3 0
									270 H	Louisiana Tech	3 0
									277 N	Toledo	3 0
LAST 10 GAMES											
			66 H	UTSA	0 3		249 A	FIU	3 1		
			149 H	Marshall	2 3		232 H	UAB	3 0		
			270 H	Louisiana Tech	3 0		209 H	Middle Tenn.	3 1		
			108 H	North Texas	0 3		66 A	UTSA	2 3		
			130 A	Fla. Atlantic	3 0		194 A	UTEP	3 0		

Non-Div. I Games:

Rice

Average RPI Win: 195		WON-LOST	WINNING	LAST 10	STRENGTH OF		OPP. STRENGTH	TEAM	ADJ		CONF.	ADJ CONF.			
Average RPI Loss: 109		RECORD	PCT. RANK	GAMES	SCHEDULE		OF SCHEDULE	RPI	RPI		RPI	RPI			
DIV. I ONLY		19- 9	.67857	77	9- 1		98	178	84	.55141	92	22	22		
DIV. I NON-CONF.		7- 5	.58333	130	0- 0		12	113	43	.60116	43	20	20		
TOTALS		RPI 1-25	RPI 26-50		W-L RECORDS		RPI 51-100		RPI 101-150		RPI 150+				
19- 9		0- 3	0- 1		OVERALL		1- 0		5- 3		13- 2				
10- 4		0- 2	0- 0		HOME		1- 0		3- 1		6- 1				
6- 5		0- 1	0- 1		AWAY		0- 0		2- 2		4- 1				
3- 0		0- 0	0- 0		NEUTRAL		0- 0		0- 0		3- 0				
7- 5		0- 3	0- 1		NON-CONFERENCE		1- 0		1- 1		5- 0				
4- 2		0- 2	0- 0		HOME		1- 0		1- 0		2- 0				
0- 3		0- 1	0- 1		AWAY		0- 0		0- 1		0- 0				
3- 0		0- 0	0- 0		NEUTRAL		0- 0		0- 0		3- 0				
12- 4		0- 0	0- 0		CONFERENCE		0- 0		4- 2		8- 2				
6- 2		0- 0	0- 0		HOME		0- 0		2- 1		4- 1				
6- 2		0- 0	0- 0		AWAY		0- 0		2- 1		4- 1				
0- 0		0- 0	0- 0		NEUTRAL		0- 0		0- 0		0- 0				
RPI S	Opponent	Score		RPI S	Opponent	Score		RPI S	Opponent	Score		RPI S	Opponent	Score	
6 H	Wisconsin	1	3	34 A	Loyola Marymount	0	3	62 H	Wyoming	3	1	109 A	Idaho St.	3	2
12 H	Colorado St.	0	3									117 A	North Dakota	1	3
23 A	Long Beach St.	0	3									117 H	North Dakota	3	0
												126 A	Ball St.	0	3
												128 H	Northern Ariz.	3	1
												137 H	UC Davis	3	2
												145 A	Idaho	3	1
												145 H	Idaho	1	3
												167 N	A&M-Corpus Christi	3	2
												177 H	Hampton	3	1
												196 H	Florida A&M	3	0
												207 A	Portland St.	3	0
												224 A	Eastern Wash.	3	1
												224 H	Eastern Wash.	2	3
												227 N	Eastern Ill.	3	2
												228 H	Southern Utah	3	0
												258 A	Montana	3	1
												258 H	Montana	3	0
												261 A	Montana St.	3	0
												261 H	Montana St.	3	0
												273 H	Sacramento St.	3	0
												278 N	Western Ill.	3	1
												291 A	Weber St.	1	3
				LAST 10 GAMES											
				145 A	Idaho	3	1	207 A	Portland St.	3	0				
				224 A	Eastern Wash.	3	1	128 H	Northern Ariz.	3	1				
				261 H	Montana St.	3	0	228 H	Southern Utah	3	0				
				258 H	Montana	3	0	117 H	North Dakota	3	0				
				117 A	North Dakota	1	3	273 H	Sacramento St.	3	0				

Non-Div. I Games:

Northern Colo.

Average RPI Win:		151	WON-LOST RECORD		WINNING PCT. RANK	LAST 10 GAMES		STRENGTH OF SCHEDULE		OPP. STRENGTH OF SCHEDULE	TEAM RPI	ADJ RPI	CONF. RPI	ADJ CONF. RPI	
Average RPI Loss:		73													
DIV. I ONLY		15- 12			.55556	140	5- 5	77		47	94	.5507	93	4	4
DIV. I NON-CONF.		8- 4			.66667	88	0- 0	42		93	47	.59911	48	4	4
TOTALS		RPI 1-25	RPI 26-50		W-L RECORDS		RPI 51-100		RPI 101-150		RPI 150+				
15- 12	0- 3	2- 1		OVERALL		4- 4		2- 3		7- 1					
5- 5	0- 2	0- 0		HOME		0- 1		1- 2		4- 0					
7- 5	0- 0	1- 1		AWAY		4- 2		0- 1		2- 1					
3- 2	0- 1	1- 0		NEUTRAL		0- 1		1- 0		1- 0					
8- 4	0- 2	1- 0		NON-CONFERENCE		2- 1		1- 1		4- 0					
2- 2	0- 1	0- 0		HOME		0- 0		0- 1		2- 0					
3- 0	0- 0	0- 0		AWAY		2- 0		0- 0		1- 0					
3- 2	0- 1	1- 0		NEUTRAL		0- 1		1- 0		1- 0					
7- 8	0- 1	1- 1		CONFERENCE		2- 3		1- 2		3- 1					
3- 3	0- 1	0- 0		HOME		0- 1		1- 1		2- 0					
4- 5	0- 0	1- 1		AWAY		2- 2		0- 1		1- 1					
0- 0	0- 0	0- 0		NEUTRAL		0- 0		0- 0		0- 0					
RPI S	Opponent	Score		RPI S	Opponent	Score		RPI S	Opponent	Score		RPI S	Opponent	Score	
3	H Florida St.	1	3	27	A Miami (FL)	0	3	51	A Minnesota	3	1	110	H Appalachian St.	1	3
6	N Wisconsin	0	3	36	N Arizona St.	3	0	54	A Pittsburgh	1	3	121	H Georgia Tech	3	2
13	H Kentucky	1	3	50	A Virginia Tech	3	2	56	A Virginia	1	3	132	N Stephen F. Austin	3	0
								56	H Virginia	2	3	135	H Boston College	2	3
								91	A Rice	3	0	143	A Wake Forest	0	3
								94	A Clemson	3	0	152	H Cincinnati	3	0
								95	A North Carolina St.	3	2	175	A Notre Dame	2	3
								100	N Northern Ill.	2	3	175	H Notre Dame	3	0
												213	A Syracuse	3	0
												213	H Syracuse	3	1
												266	N Texas Southern	3	0
												282	H Tennessee St.	3	0
												298	A Morehead St.	3	0
				LAST 10 GAMES											
				143	A Wake Forest	0	3	213	H Syracuse	3	1				
				94	A Clemson	3	0	54	A Pittsburgh	1	3				
				175	A Notre Dame	2	3	95	A North Carolina St.	3	2				
				27	A Miami (FL)	0	3	213	A Syracuse	3	0				
				56	H Virginia	2	3	175	H Notre Dame	3	0				

Non-Div. I Games:

Louisville

Average RPI Win:	189	WON-LOST RECORD	WINNING PCT. RANK	LAST 10 GAMES	STRENGTH OF SCHEDULE	OPP. STRENGTH OF SCHEDULE	TEAM RPI	ADJ RPI	CONF. RPI	ADJ CONF. RPI		
DIV. I ONLY		18- 11	.62069	102	4- 6	130	51	95	.5501	94	4	4
DIV. I NON-CONF.		12- 2	.85714	27	1- 0	247	169	85	.56128	85	4	4
<hr/>												
TOTALS	RPI 1-25	RPI 26-50		W-L RECORDS		RPI 51-100		RPI 101-150		RPI 150+		
18- 11	0- 3	2- 2		OVERALL		1- 5		3- 1		12- 0		
11- 5	0- 2	1- 0		HOME		1- 3		1- 0		8- 0		
4- 5	0- 1	1- 2		AWAY		0- 1		0- 1		3- 0		
3- 1	0- 0	0- 0		NEUTRAL		0- 1		2- 0		1- 0		
<hr/>												
12- 2	0- 0	0- 1		NON-CONFERENCE		0- 1		2- 0		10- 0		
8- 0	0- 0	0- 0		HOME		0- 0		0- 0		8- 0		
1- 1	0- 0	0- 1		AWAY		0- 0		0- 0		1- 0		
3- 1	0- 0	0- 0		NEUTRAL		0- 1		2- 0		1- 0		
<hr/>												
6- 9	0- 3	2- 1		CONFERENCE		1- 4		1- 1		2- 0		
3- 5	0- 2	1- 0		HOME		1- 3		1- 0		0- 0		
3- 4	0- 1	1- 1		AWAY		0- 1		0- 1		2- 0		
0- 0	0- 0	0- 0		NEUTRAL		0- 0		0- 0		0- 0		
<hr/>												
RPI S	Opponent	Score	RPI S	Opponent	Score	RPI S	Opponent	Score	RPI S	Opponent	Score	
3	H Florida St.	2 <div>3</div>	27	A Miami (FL)	1 <div>3</div>	54	H Pittsburgh	1 <div>3</div>	103	N South Carolina	3 1	
5	H North Carolina	0 <div>3</div>	28	A Alabama	1 <div>3</div>	56	A Virginia	1 <div>3</div>	121	H Georgia Tech	3 1	
22	A Duke	0 <div>3</div>	50	A Virginia Tech	3 2	56	H Virginia	1 <div>3</div>	135	A Boston College	0 <div>3</div>	
			50	H Virginia Tech	3 2	73	N Furman	2 <div>3</div>	141	N San Diego St.	3 0	
						93	H Louisville	0 <div>3</div>	164	A Winthrop	3 1	
						95	H North Carolina St.	3 1	175	A Notre Dame	3 0	
									192	H Presbyterian	3 1	
									213	A Syracuse	3 1	
									236	H Troy	3 1	
									244	H William & Mary	3 0	
									249	N FIU	3 0	
									254	H USC Upstate	3 1	
									256	H Austin Peay	3 0	
									279	H UNC Asheville	3 0	
									282	H Tennessee St.	3 2	
									292	H Wofford	3 0	
<hr/>												
			LAST 10 GAMES									
			95	H North Carolina St.	3 1	56	H Virginia	1 <div>3</div>				
			93	H Louisville	0 <div>3</div>	192	H Presbyterian	3 1				
			135	A Boston College	0 <div>3</div>	50	A Virginia Tech	3 2				
			213	A Syracuse	3 1	22	A Duke	0 <div>3</div>				
			3	H Florida St.	2 <div>3</div>	54	H Pittsburgh	1 <div>3</div>				

Non-Div. I Games:

Clemson

Average RPI Win: 165		WON-LOST	WINNING	LAST 10	STRENGTH OF		OPP. STRENGTH	TEAM	ADJ	CONF.	ADJ CONF.		
Average RPI Loss: 69		RECORD	PCT. RANK	GAMES	SCHEDULE		OF SCHEDULE	RPI	RPI	RPI	RPI		
DIV. I ONLY		14- 12	.53846	151	2- 8		61	42	90	.54876	95	4	4
DIV. I NON-CONF.		11- 1	.91667	15	0- 0		148	139	38	.60106	44	4	4
TOTALS		RPI 1-25	RPI 26-50		W-L RECORDS		RPI 51-100		RPI 101-150		RPI 150+		
14- 12	0- 4	0- 2		OVERALL		3- 3		4- 2		7- 1			
9- 4	0- 2	0- 1		HOME		2- 1		2- 0		5- 0			
2- 7	0- 2	0- 1		AWAY		0- 2		2- 2		0- 0			
3- 1	0- 0	0- 0		NEUTRAL		1- 0		0- 0		2- 1			
11- 1	0- 0	0- 0		NON-CONFERENCE		3- 0		2- 0		6- 1			
6- 0	0- 0	0- 0		HOME		2- 0		0- 0		4- 0			
2- 0	0- 0	0- 0		AWAY		0- 0		2- 0		0- 0			
3- 1	0- 0	0- 0		NEUTRAL		1- 0		0- 0		2- 1			
3- 11	0- 4	0- 2		CONFERENCE		0- 3		2- 2		1- 0			
3- 4	0- 2	0- 1		HOME		0- 1		2- 0		1- 0			
0- 7	0- 2	0- 1		AWAY		0- 2		0- 2		0- 0			
0- 0	0- 0	0- 0		NEUTRAL		0- 0		0- 0		0- 0			
RPI S	Opponent	Score	RPI S	Opponent	Score	RPI S	Opponent	Score	RPI S	Opponent	Score		
3 A	Florida St.	0 3	27 H	Miami (FL)	0 3	56 A	Virginia	2 3	106 A	UNCW	3 2		
3 H	Florida St.	1 3	50 A	Virginia Tech	1 3	69 N	Harvard	3 1	112 A	Georgia	3 1		
5 A	North Carolina	0 3				85 H	Coastal Caro.	3 0	121 A	Georgia Tech	1 3		
5 H	North Carolina	0 3				91 H	Rice	3 2	121 H	Georgia Tech	3 0		
						93 H	Louisville	2 3	135 H	Boston College	3 1		
						94 A	Clemson	1 3	143 A	Wake Forest	2 3		
									184 H	UConn	3 1		
									189 H	Howard	3 0		
									203 N	Fairfield	3 1		
									213 H	Syracuse	3 0		
									224 N	Eastern Wash.	2 3		
									244 H	William & Mary	3 0		
									277 H	Toledo	3 0		
									279 N	UNC Asheville	3 0		
			LAST 10 GAMES										
			94 A	Clemson	1 3	135 H	Boston College	3 1					
			5 A	North Carolina	0 3	56 A	Virginia	2 3					
			121 H	Georgia Tech	3 0	93 H	Louisville	2 3					
			27 H	Miami (FL)	0 3	5 H	North Carolina	0 3					
			3 H	Florida St.	1 3	3 A	Florida St.	0 3					

Non-Div. I Games:

North Carolina St.

Average RPI Win:	190	WON-LOST RECORD	WINNING PCT. RANK	LAST 10 GAMES	STRENGTH OF SCHEDULE	OPP. STRENGTH OF SCHEDULE	TEAM RPI	ADJ RPI	CONF. RPI	ADJ CONF. RPI	
DIV. I ONLY		22- 9	.70968 62	9- 1	132	173	83	.54872 96	13	13	
DIV. I NON-CONF.		8- 7	.53333 158	0- 0	190	183	169	.48706 179	17	17	
<hr/>											
TOTALS	RPI 1-25	RPI 26-50		W-L RECORDS	RPI 51-100		RPI 101-150		RPI 150+		
22- 9	0- 0	0- 1		OVERALL	2- 2		5- 3		15- 3		
11- 4	0- 0	0- 0		HOME	1- 0		3- 1		7- 3		
8- 4	0- 0	0- 1		AWAY	1- 1		2- 2		5- 0		
3- 1	0- 0	0- 0		NEUTRAL	0- 1		0- 0		3- 0		
<hr/>											
8- 7	0- 0	0- 1		NON-CONFERENCE	0- 2		1- 1		7- 3		
4- 3	0- 0	0- 0		HOME	0- 0		1- 0		3- 3		
1- 3	0- 0	0- 1		AWAY	0- 1		0- 1		1- 0		
3- 1	0- 0	0- 0		NEUTRAL	0- 1		0- 0		3- 0		
<hr/>											
14- 2	0- 0	0- 0		CONFERENCE	2- 0		4- 2		8- 0		
7- 1	0- 0	0- 0		HOME	1- 0		2- 1		4- 0		
7- 1	0- 0	0- 0		AWAY	1- 0		2- 1		4- 0		
0- 0	0- 0	0- 0		NEUTRAL	0- 0		0- 0		0- 0		
<hr/>											
RPI S	Opponent	Score	RPI S	Opponent	Score	RPI S	Opponent	Score	RPI S	Opponent	Score
			46 A	SMU	0 3	63 N	New Mexico	1 3	104 A	Hofstra	3 2
						82 A	Towson	3 2	104 H	Hofstra	2 3
						82 H	Towson	3 2	106 A	UNCW	0 3
						85 A	Coastal Caro.	1 3	106 H	UNCW	3 0
									112 A	Georgia	0 3
									133 A	James Madison	3 1
									133 H	James Madison	3 0
									143 H	Wake Forest	3 2
									166 H	Kent St.	2 3
									168 A	Delaware	3 2
									168 H	Delaware	3 0
									169 N	Belmont	3 1
									183 H	Stetson	3 0
									200 N	Houston Baptist	3 1
									220 H	Cal St. Fullerton	3 0
									223 A	Northeastern	3 1
									223 H	Northeastern	3 1
									224 H	Eastern Wash.	2 3
									240 N	Chattanooga	3 2
									244 A	William & Mary	3 1
									244 H	William & Mary	3 1
									260 H	Davidson	3 2
									274 A	Elon	3 0
									274 H	Elon	3 0
									280 H	Mercer	0 3
									303 A	Charleston So.	3 0
			LAST 10 GAMES								
			104 A	Hofstra	3 2	168 A	Delaware	3 2	274 A	Elon	3 0
			223 A	Northeastern	3 1	244 H	William & Mary	3 1	274 H	Elon	3 0
			274 H	Elon	3 0	133 H	James Madison	3 0	280 H	Mercer	0 3
			106 H	UNCW	3 0	274 A	Elon	3 0	303 A	Charleston So.	3 0
			82 A	Towson	3 2	106 A	UNCW	0 3			

Non-Div. I Games:

Col. of Charleston

TCU				Through Games Of Nov. 16, 2014											
Average RPI Win:		172	WON-LOST RECORD	WINNING PCT. RANK	LAST 10 GAMES	STRENGTH OF SCHEDULE	OPP. STRENGTH OF SCHEDULE	TEAM RPI	ADJ RPI	CONF. RPI	ADJ CONF. RPI				
Average RPI Loss:		60													
DIV. I ONLY			15- 13	.53571	153	3- 7	78	45	103	.54863	97	2	2		
DIV. I NON-CONF.			10- 5	.66667	88	0- 1	226	210	139	.51368	139	3	3		
TOTALS		RPI 1-25	RPI 26-50		W-L RECORDS		RPI 51-100		RPI 101-150		RPI 150+				
15- 13		3- 6	1- 1		OVERALL		2- 3		0- 2		9- 1				
12- 2		3- 1	1- 1		HOME		2- 0		0- 0		6- 0				
1- 9		0- 5	0- 0		AWAY		0- 2		0- 2		1- 0				
2- 2		0- 0	0- 0		NEUTRAL		0- 1		0- 0		2- 1				
10- 5		0- 1	1- 1		NON-CONFERENCE		0- 1		0- 1		9- 1				
7- 1		0- 0	1- 1		HOME		0- 0		0- 0		6- 0				
1- 2		0- 1	0- 0		AWAY		0- 0		0- 1		1- 0				
2- 2		0- 0	0- 0		NEUTRAL		0- 1		0- 0		2- 1				
5- 8		3- 5	0- 0		CONFERENCE		2- 2		0- 1		0- 0				
5- 1		3- 1	0- 0		HOME		2- 0		0- 0		0- 0				
0- 7		0- 4	0- 0		AWAY		0- 2		0- 1		0- 0				
0- 0		0- 0	0- 0		NEUTRAL		0- 0		0- 0		0- 0				
RPI	S	Opponent	Score	RPI	S	Opponent	Score	RPI	S	Opponent	Score	RPI	S	Opponent	Score
2	A	Texas	0 3	27	H	Miami (FL)	3 2	58	A	Baylor	1 3	108	A	North Texas	0 3
10	A	Penn St.	0 3	41	H	UALR	0 3	58	H	Baylor	3 1	116	A	Texas Tech	1 3
15	A	Iowa St.	2 3					74	A	West Virginia	2 3	175	A	Notre Dame	3 1
15	H	Iowa St.	3 1					74	H	West Virginia	3 1	184	H	Sam Houston St.	3 1
16	A	Kansas	0 3					76	N	UNI	0 3	188	H	High Point	3 0
16	H	Kansas	3 2									223	N	Northeastern	2 3
18	H	Kansas St.	0 3									244	N	William & Mary	3 0
25	A	Oklahoma	0 3									297	H	Abilene Christian	3 1
25	H	Oklahoma	3 2									305	N	Iona	3 1
												314	H	Prairie View	3 0
												319	H	Ark.-Pine Bluff	3 0
												332	H	Grambling	3 0
				LAST 10 GAMES											
				15	A	Iowa St.	2 3	74	H	West Virginia	3 1				
				58	A	Baylor	1 3	2	A	Texas	0 3				
				108	A	North Texas	0 3	16	A	Kansas	0 3				
				25	H	Oklahoma	3 2	18	H	Kansas St.	0 3				
				16	H	Kansas	3 2	74	A	West Virginia	2 3				

Non-Div. I Games:

TCU

Average RPI Win: 211		WON-LOST	WINNING	LAST 10	STRENGTH OF		OPP. STRENGTH	TEAM	ADJ	CONF.	ADJ CONF.		
Average RPI Loss: 114		RECORD	PCT. RANK	GAMES	SCHEDULE		OF SCHEDULE	RPI	RPI	RPI	RPI		
DIV. I ONLY		22- 7	.75862	42	9- 1		233	160	96	.54723	98	20	21
DIV. I NON-CONF.		10- 5	.66667	88	0- 0		260	99	136	.51564	134	22	22
TOTALS		RPI 1-25	RPI 26-50		W-L RECORDS		RPI 51-100		RPI 101-150		RPI 150+		
22- 7	0- 0	0- 1		OVERALL		0- 1		5- 4		17- 1			
9- 0	0- 0	0- 0		HOME		0- 0		1- 0		8- 0			
7- 6	0- 0	0- 1		AWAY		0- 1		0- 3		7- 1			
6- 1	0- 0	0- 0		NEUTRAL		0- 0		4- 1		2- 0			
10- 5	0- 0	0- 1		NON-CONFERENCE		0- 0		4- 3		6- 1			
2- 0	0- 0	0- 0		HOME		0- 0		0- 0		2- 0			
2- 4	0- 0	0- 1		AWAY		0- 0		0- 2		2- 1			
6- 1	0- 0	0- 0		NEUTRAL		0- 0		4- 1		2- 0			
12- 2	0- 0	0- 0		CONFERENCE		0- 1		1- 1		11- 0			
7- 0	0- 0	0- 0		HOME		0- 0		1- 0		6- 0			
5- 2	0- 0	0- 0		AWAY		0- 1		0- 1		5- 0			
0- 0	0- 0	0- 0		NEUTRAL		0- 0		0- 0		0- 0			
RPI S	Opponent	Score	RPI S	Opponent	Score	RPI S	Opponent	Score	RPI S	Opponent	Score		
			50 A	Virginia Tech	0 3	85 A	Coastal Caro.	1 3	102 N	California	3 2		
									106 N	UNCW	3 0		
									110 A	Appalachian St.	0 3		
									113 N	Northern Ky.	1 3		
									123 A	New Mexico St.	0 3		
									144 A	Liberty	1 3		
									144 H	Liberty	3 0		
									147 N	Maryland	3 2		
									149 N	Marshall	3 0		
									164 H	Winthrop	3 0		
									165 N	North Dakota St.	3 0		
									174 A	East Tenn. St.	2 3		
									177 H	Hampton	3 2		
									188 A	High Point	3 2		
									188 H	High Point	3 2		
									192 H	Presbyterian	3 2		
									214 A	Campbell	3 0		
									214 H	Campbell	3 1		
									216 N	Georgia St.	3 0		
									241 A	Gardner-Webb	3 0		
									241 H	Gardner-Webb	3 1		
									279 A	UNC Asheville	3 1		
									279 H	UNC Asheville	3 0		
									298 A	Morehead St.	3 2		
									298 A	Morehead St.	3 1		
									303 A	Charleston So.	3 1		
									326 H	N.C. Central	3 0		
LAST 10 GAMES			279 H	UNC Asheville	3 0	192 H	Presbyterian	3 2	279 H	UNC Asheville	3 0		
			241 H	Gardner-Webb	3 1	164 H	Winthrop	3 0	298 A	Morehead St.	3 2		
			188 A	High Point	3 2	303 A	Charleston So.	3 1	298 A	Morehead St.	3 1		
			214 A	Campbell	3 0	85 A	Coastal Caro.	1 3	303 A	Charleston So.	3 1		
			144 H	Liberty	3 0	214 H	Campbell	3 1	326 H	N.C. Central	3 0		

Non-Div. I Games:

Radford

Average RPI Win:		190	WON-LOST RECORD		WINNING PCT. RANK		LAST 10 GAMES		STRENGTH OF SCHEDULE		OPP. STRENGTH OF SCHEDULE		TEAM RPI		ADJ RPI		CONF. RPI		ADJ CONF. RPI				
DIV. I ONLY			21- 9		.7 66		8- 2		201		94		98		.54467 100		16		16				
DIV. I NON-CONF.			7- 7		.5 164		0- 0		178		28		151		.50221 153		16		16				
TOTALS		RPI 1-25		RPI 26-50		W-L RECORDS		RPI 51-100		RPI 101-150		RPI 150+											
21- 9		0- 2		0- 3		OVERALL		2- 1		4- 2		15- 1											
9- 3		0- 1		0- 0		HOME		0- 1		1- 1		8- 0											
9- 4		0- 1		0- 1		AWAY		1- 0		3- 1		5- 1											
3- 2		0- 0		0- 2		NEUTRAL		1- 0		0- 0		2- 0											
7- 7		0- 2		0- 2		NON-CONFERENCE		2- 1		0- 1		5- 1											
2- 2		0- 1		0- 0		HOME		0- 1		0- 0		2- 0											
2- 3		0- 1		0- 0		AWAY		1- 0		0- 1		1- 1											
3- 2		0- 0		0- 2		NEUTRAL		1- 0		0- 0		2- 0											
14- 2		0- 0		0- 1		CONFERENCE		0- 0		4- 1		10- 0											
7- 1		0- 0		0- 0		HOME		0- 0		1- 1		6- 0											
7- 1		0- 0		0- 1		AWAY		0- 0		3- 0		4- 0											
0- 0		0- 0		0- 0		NEUTRAL		0- 0		0- 0		0- 0											
RPI	S	Opponent		Score		RPI	S	Opponent		Score		RPI	S	Opponent		Score							
15	A	Iowa St.		0	3	36	N	Arizona St.		2	3	59	H	Northwestern		0	3	114	A	Miami (OH) 3 2			
24	H	Colorado		2	3	39	A	Ohio		0	3	76	A	UNI		3	0	120	A	UC Santa Barbara 1 3			
						45	N	Santa Clara		0	3	93	N	Louisville		3	2	122	A	Eastern Mich. 3 2			
																		122	H	Eastern Mich. 2 3			
																		126	A	Ball St. 3 1			
																		126	H	Ball St. 3 0			
																		160	A	Western Mich. 3 0			
																		160	H	Western Mich. 3 1			
																		166	A	Kent St. 3 1			
																		176	H	Buffalo 3 1			
																		191	A	Cal Poly 1 3			
																		192	H	Presbyterian 3 1			
																		193	H	Ill.-Chicago 3 1			
																		210	N	Tennessee 3 0			
																		231	H	Bowling Green 3 1			
																		237	N	Omaha 3 0			
																		246	A	Central Mich. 3 1			
																		246	H	Central Mich. 3 2			
																		265	H	Akron 3 0			
																		277	A	Toledo 3 1			
																		277	H	Toledo 3 0			
																		298	A	Morehead St. 3 0			
						LAST 10 GAMES																	
						122 H Eastern Mich.		2	3	126 A Ball St.		3	1										
						246 H Central Mich.		3	2	39 A Ohio		0	3										
						231 H Bowling Green		3	1	166 A Kent St.		3	1										
						160 A Western Mich.		3	0	176 H Buffalo		3	1										
						277 A Toledo		3	1	265 H Akron		3	0										

Non-Div. I Games:

Northern Ill.

Non-Div. I Games:

Auburn

Average RPI Win:		159	WON-LOST RECORD		WINNING PCT. RANK		LAST 10 GAMES		STRENGTH OF SCHEDULE		OPP. STRENGTH OF SCHEDULE		TEAM RPI		ADJ RPI		CONF. RPI		ADJ CONF. RPI	
DIV. I ONLY			9- 17		.34615 243		1- 9		20		18		113		.54262 102		1		1	
DIV. I NON-CONF.			8- 2		.8 42		0- 0		112		135		53		.5922 54		1		1	
TOTALS		RPI 1-25		RPI 26-50		W-L RECORDS		RPI 51-100		RPI 101-150		RPI 150+								
9- 17		1- 10		0- 5		OVERALL		0- 2		3- 0		5- 0								
2- 8		0- 5		0- 2		HOME		0- 1		1- 0		1- 0								
4- 8		1- 5		0- 3		AWAY		0- 0		2- 0		1- 0								
3- 1		0- 0		0- 0		NEUTRAL		0- 1		0- 0		3- 0								
8- 2		0- 0		0- 0		NON-CONFERENCE		0- 2		3- 0		5- 0								
2- 1		0- 0		0- 0		HOME		0- 1		1- 0		1- 0								
3- 0		0- 0		0- 0		AWAY		0- 0		2- 0		1- 0								
3- 1		0- 0		0- 0		NEUTRAL		0- 1		0- 0		3- 0								
1- 15		1- 10		0- 5		CONFERENCE		0- 0		0- 0		0- 0								
0- 7		0- 5		0- 2		HOME		0- 0		0- 0		0- 0								
1- 8		1- 5		0- 3		AWAY		0- 0		0- 0		0- 0								
0- 0		0- 0		0- 0		NEUTRAL		0- 0		0- 0		0- 0								
RPI	S	Opponent		Score		RPI	S	Opponent		Score		RPI	S	Opponent		Score				
1	A	Stanford		0	3	35	A	Oregon St.		1	3	55	H	Pacific		0	3			
4	H	Washington		2	3	35	H	Oregon St.		0	3	98	N	Radford		2	3			
8	A	Oregon		1	3	36	A	Arizona St.		1	3			UC Santa Barbara		3	1			
8	H	Oregon		0	3	36	H	Arizona St.		1	3			New Mexico St.		3	2			
14	A	Arizona		0	3	40	A	Utah		2	3			St. Mary's (CA)		3	1			
14	H	Arizona		0	3									Winthrop		3	1			
17	A	UCLA		0	3									North Dakota St.		3	0			
17	H	UCLA		1	3									Air Force		3	2			
20	A	Southern California		3	2									SIUE		3	0			
20	H	Southern California		1	3									Nevada		3	1			
24	A	Colorado		1	3															
LAST 10 GAMES																				
17	A	UCLA		0	3	8	A	Oregon		1	3									
20	A	Southern California		3	2	17	H	UCLA		1	3									
14	H	Arizona		0	3	20	H	Southern California		1	3									
36	H	Arizona St.		1	3	24	A	Colorado		1	3									
35	A	Oregon St.		1	3	40	A	Utah		2	3									

Non-Div. I Games:

California

Average RPI Win:		194	WON-LOST RECORD		WINNING PCT. RANK		LAST 10 GAMES		STRENGTH OF SCHEDULE		OPP. STRENGTH OF SCHEDULE		TEAM RPI		ADJ RPI		CONF. RPI		ADJ CONF. RPI				
DIV. I ONLY			15- 12		.55556 140		2- 8		82		76		105		.54188 103		5		5				
DIV. I NON-CONF.			10- 3		.76923 52		0- 1		182		202		94		.55333 95		5		5				
TOTALS		RPI 1-25		RPI 26-50		W-L RECORDS		RPI 51-100		RPI 101-150		RPI 150+											
15- 12		0- 3		0- 3		OVERALL		1- 5		3- 1		11- 0											
9- 5		0- 3		0- 1		HOME		1- 0		2- 1		6- 0											
4- 5		0- 0		0- 2		AWAY		0- 3		1- 0		3- 0											
2- 2		0- 0		0- 0		NEUTRAL		0- 2		0- 0		2- 0											
10- 3		0- 0		0- 0		NON-CONFERENCE		0- 3		1- 0		9- 0											
6- 0		0- 0		0- 0		HOME		0- 0		1- 0		5- 0											
2- 1		0- 0		0- 0		AWAY		0- 1		0- 0		2- 0											
2- 2		0- 0		0- 0		NEUTRAL		0- 2		0- 0		2- 0											
5- 9		0- 3		0- 3		CONFERENCE		1- 2		2- 1		2- 0											
3- 5		0- 3		0- 1		HOME		1- 0		1- 1		1- 0											
2- 4		0- 0		0- 2		AWAY		0- 2		1- 0		1- 0											
0- 0		0- 0		0- 0		NEUTRAL		0- 0		0- 0		0- 0											
RPI	S	Opponent		Score		RPI	S	Opponent		Score		RPI	S	Opponent		Score							
7	H	Florida		1	3	28	A	Alabama		1	3	70	A	Arkansas		2	3	101	A	Auburn 3 2			
13	H	Kentucky		1	3	28	H	Alabama		2	3	73	N	Furman		2	3	101	H	Auburn 2 3			
19	H	Texas A&M		2	3	38	A	LSU		1	3	75	A	Ole Miss		0	3	105	H	Missouri 3 1			
												75	H	Ole Miss		3	2	121	H	Georgia Tech 3 1			
												85	A	Coastal Caro.		0	3	162	H	Jacksonville 3 1			
												94	N	Clemson		1	3	164	A	Winthrop 3 0			
																		179	N	North Florida 3 1			
																		187	H	Eastern Ky. 3 2			
																		214	A	Campbell 3 0			
																		229	A	Mississippi St. 3 0			
																		229	H	Mississippi St. 3 1			
																		241	H	Gardner-Webb 3 0			
																		274	N	Elon 3 0			
																		316	H	Citadel 3 0			
																		318	H	Norfolk St. 3 0			
						LAST 10 GAMES																	
						101	H	Auburn		2	3	105	H	Missouri		3	1						
						70	A	Arkansas		2	3	229	H	Mississippi St.		3	1						
						28	H	Alabama		2	3	85	A	Coastal Caro.		0	3						
						75	A	Ole Miss		0	3	19	H	Texas A&M		2	3						
						38	A	LSU		1	3	7	H	Florida		1	3						

Non-Div. I Games:

South Carolina

Average RPI Win: 227		WON-LOST RECORD	WINNING PCT. RANK	LAST 10 GAMES	STRENGTH OF SCHEDULE	OPP. STRENGTH OF SCHEDULE	TEAM RPI	ADJ RPI	CONF. RPI	ADJ CONF. RPI		
Average RPI Loss: 130												
DIV. I ONLY		26- 5	.83871	16	7- 3	283	227	99	.54154	104	13	13
DIV. I NON-CONF.		13- 2	.86667	26	1- 0	322	295	166	.49336	169	17	17
TOTALS		RPI 1-25	RPI 26-50		W-L RECORDS		RPI 51-100		RPI 101-150		RPI 150+	
26- 5	0- 0		0- 1		OVERALL		2- 2		3- 1		21- 1	
14- 3	0- 0		0- 1		HOME		1- 1		2- 0		11- 1	
8- 2	0- 0		0- 0		AWAY		1- 1		1- 1		6- 0	
4- 0	0- 0		0- 0		NEUTRAL		0- 0		0- 0		4- 0	
13- 2	0- 0		0- 1		NON-CONFERENCE		0- 0		0- 0		13- 1	
7- 2	0- 0		0- 1		HOME		0- 0		0- 0		7- 1	
2- 0	0- 0		0- 0		AWAY		0- 0		0- 0		2- 0	
4- 0	0- 0		0- 0		NEUTRAL		0- 0		0- 0		4- 0	
13- 3	0- 0		0- 0		CONFERENCE		2- 2		3- 1		8- 0	
7- 1	0- 0		0- 0		HOME		1- 1		2- 0		4- 0	
6- 2	0- 0		0- 0		AWAY		1- 1		1- 1		4- 0	
0- 0	0- 0		0- 0		NEUTRAL		0- 0		0- 0		0- 0	
RPI S	Opponent	Score	RPI S	Opponent	Score	RPI S	Opponent	Score	RPI S	Opponent	Score	
			45 H	Santa Clara	1 3	82 A	Towson	1 3	106 A	UNCW	3 0	
						82 H	Towson	3 1	106 H	UNCW	3 0	
						96 A	Col. of Charleston	3 2	133 A	James Madison	0 3	
						96 H	Col. of Charleston	2 3	133 H	James Madison	3 0	
									168 A	Delaware	3 1	
									168 H	Delaware	3 1	
									184 A	UConn	3 1	
									212 N	Manhattan	3 0	
									215 N	Columbia	3 0	
									219 H	Siena	3 0	
									223 A	Northeastern	3 1	
									223 H	Northeastern	3 0	
									235 H	Stony Brook	3 0	
									244 A	William & Mary	3 0	
									244 H	William & Mary	3 0	
									274 A	Elon	3 1	
									274 H	Elon	3 0	
									296 H	Sacred Heart	2 3	
									296 H	Sacred Heart	3 0	
									301 H	Fordham	3 0	
									307 N	Bryant	3 0	
									308 H	Lafayette	3 1	
									310 N	NJIT	3 0	
									325 A	St. Francis Brooklyn	3 0	
									325 H	St. Francis Brooklyn	3 1	
									329 H	Quinnipiac	3 0	
LAST 10 GAMES			244 H	William & Mary	3 0	82 A	Towson	1 3				
			96 H	Col. of Charleston	2 3	168 A	Delaware	3 1				
			133 H	James Madison	3 0	274 H	Elon	3 0				
			223 A	Northeastern	3 1	106 H	UNCW	3 0				
			296 H	Sacred Heart	3 0	133 A	James Madison	0 3				

Non-Div. I Games:

Hofstra

Average RPI Win: 159		WON-LOST	WINNING	LAST 10	STRENGTH OF		OPP. STRENGTH	TEAM	ADJ	CONF.	ADJ CONF.		
Average RPI Loss: 80		RECORD	PCT. RANK	GAMES	SCHEDULE		OF SCHEDULE	RPI	RPI	RPI	RPI		
DIV. I ONLY		16- 14	.53333	157	4- 6		72	73	108	.54152	105	5	5
DIV. I NON-CONF.		9- 6	.6	122	0- 0		64	146	76	.56413	79	5	5
TOTALS		RPI 1-25	RPI 26-50		W-L RECORDS		RPI 51-100		RPI 101-150		RPI 150+		
16- 14	0- 3	1- 3		OVERALL		3- 2		4- 5		8- 1			
7- 6	0- 1	1- 2		HOME		3- 0		1- 3		2- 0			
4- 7	0- 2	0- 1		AWAY		0- 2		2- 2		2- 0			
5- 1	0- 0	0- 0		NEUTRAL		0- 0		1- 0		4- 1			
9- 6	0- 0	1- 2		NON-CONFERENCE		1- 1		3- 2		4- 1			
2- 3	0- 0	1- 1		HOME		1- 0		0- 2		0- 0			
2- 2	0- 0	0- 1		AWAY		0- 1		2- 0		0- 0			
5- 1	0- 0	0- 0		NEUTRAL		0- 0		1- 0		4- 1			
7- 8	0- 3	0- 1		CONFERENCE		2- 1		1- 3		4- 0			
5- 3	0- 1	0- 1		HOME		2- 0		1- 1		2- 0			
2- 5	0- 2	0- 0		AWAY		0- 1		0- 2		2- 0			
0- 0	0- 0	0- 0		NEUTRAL		0- 0		0- 0		0- 0			
RPI S Opponent	Score		RPI S Opponent	Score		RPI S Opponent	Score		RPI S Opponent	Score			
7 A Florida	0	3	27 A Miami (FL)	1	3	52 H Xavier	3	2	101 H Auburn	3	0		
13 A Kentucky	0	3	32 H Lipscomb	1	3	70 H Arkansas	3	0	103 A South Carolina	1	3		
19 H Texas A&M	1	3	38 H LSU	0	3	75 A Ole Miss	0	3	108 A North Texas	3	2		
			44 H Illinois St.	3	1	75 H Ole Miss	3	2	112 A Georgia	1	3		
						88 A UMKC	1	3	112 H Georgia	2	3		
									119 H Oakland	1	3		
									129 H Saint Louis	2	3		
									136 N Boise St.	3	0		
									145 A Idaho	3	2		
									154 N UNC Greensboro	3	1		
									210 A Tennessee	3	1		
									210 H Tennessee	3	0		
									224 N Eastern Wash.	3	1		
									229 A Mississippi St.	3	2		
									229 H Mississippi St.	3	0		
									234 N Portland	3	1		
									242 N Northwestern St.	0	3		
									330 N Mississippi Val.	3	0		
LAST 10 GAMES													
75 H Ole Miss	3	2	70 H Arkansas	3	0								
112 H Georgia	2	3	103 A South Carolina	1	3								
13 A Kentucky	0	3	7 A Florida	0	3								
210 A Tennessee	3	1	229 A Mississippi St.	3	2								
19 H Texas A&M	1	3	38 H LSU	0	3								

Non-Div. I Games:

Missouri

Average RPI Win:		210	WON-LOST RECORD		WINNING PCT. RANK		LAST 10 GAMES		STRENGTH OF SCHEDULE		OPP. STRENGTH OF SCHEDULE		TEAM RPI		ADJ RPI		CONF. RPI		ADJ CONF. RPI				
Average RPI Loss:		106																					
DIV. I ONLY			20- 10		.66667 80		5- 5		149		166		102		.54066 106		13		13				
DIV. I NON-CONF.			10- 4		.71429 74		0- 0		198		176		109		.53958 107		17		17				
TOTALS		RPI 1-25		RPI 26-50		W-L RECORDS		RPI 51-100		RPI 101-150		RPI 150+											
20- 10		0- 0		0- 1		OVERALL		2- 5		3- 2		15- 2											
9- 4		0- 0		0- 0		HOME		2- 2		1- 1		6- 1											
6- 4		0- 0		0- 1		AWAY		0- 2		1- 1		5- 0											
5- 2		0- 0		0- 0		NEUTRAL		0- 1		1- 0		4- 1											
10- 4		0- 0		0- 1		NON-CONFERENCE		1- 2		1- 0		8- 1											
4- 1		0- 0		0- 0		HOME		1- 1		0- 0		3- 0											
1- 1		0- 0		0- 1		AWAY		0- 0		0- 0		1- 0											
5- 2		0- 0		0- 0		NEUTRAL		0- 1		1- 0		4- 1											
10- 6		0- 0		0- 0		CONFERENCE		1- 3		2- 2		7- 1											
5- 3		0- 0		0- 0		HOME		1- 1		1- 1		3- 1											
5- 3		0- 0		0- 0		AWAY		0- 2		1- 1		4- 0											
0- 0		0- 0		0- 0		NEUTRAL		0- 0		0- 0		0- 0											
RPI	S	Opponent		Score		RPI	S	Opponent		Score		RPI	S	Opponent		Score		RPI	S	Opponent		Score	
						50	A	Virginia Tech		0	3	82	A	Towson		2	3	104	A	Hofstra		0	3
												82	H	Towson		2	3	104	H	Hofstra		0	3
												85	H	Coastal Caro.		3	1	133	A	James Madison		3	1
												95	H	North Carolina St.		2	3	133	H	James Madison		3	1
												96	A	Col. of Charleston		0	3	149	N	Marshall		3	0
												96	H	Col. of Charleston		3	0	168	A	Delaware		3	1
												98	N	Radford		0	3	168	H	Delaware		0	3
																		178	N	Charlotte		1	3
																		188	N	High Point		3	0
																		203	H	Fairfield		3	0
																		214	H	Campbell		3	2
																		223	A	Northeastern		3	0
																		223	H	Northeastern		3	2
																		224	H	Eastern Wash.		3	0
																		244	A	William & Mary		3	0
																		244	H	William & Mary		3	0
																		260	A	Davidson		3	0
																		271	N	Morgan St.		3	0
																		274	A	Elon		3	1
																		274	H	Elon		3	0
																		276	N	Tennessee Tech		3	1
																		318	N	Norfolk St.		3	0
						LAST 10 GAMES																	
						168	A	Delaware		3	1	133	H	James Madison		3	1						
						82	A	Towson		2	3	223	A	Northeastern		3	0						
						96	A	Col. of Charleston		0	3	104	A	Hofstra		0	3						
						274	H	Elon		3	0	82	H	Towson		2	3						
						244	H	William & Mary		3	0	168	H	Delaware		0	3						

Non-Div. I Games:

UNCW

Average RPI Win:	155	WON-LOST RECORD	WINNING PCT. RANK	LAST 10 GAMES	STRENGTH OF SCHEDULE	OPP. STRENGTH OF SCHEDULE	TEAM RPI	ADJ RPI	CONF. RPI	ADJ CONF. RPI		
DIV. I ONLY		10- 18	.35714	237	1- 9	29	12	117	.5399	107	1	1
DIV. I NON-CONF.		9- 3	.75	56	0- 0	111	82	61	.58577	60	1	1
<hr/>												
TOTALS	RPI 1-25	RPI 26-50		W-L RECORDS		RPI 51-100		RPI 101-150		RPI 150+		
10- 18	0- 12	2- 5		OVERALL		0- 1		1- 0		7- 0		
3- 6	0- 4	1- 2		HOME		0- 0		1- 0		1- 0		
2- 10	0- 7	0- 3		AWAY		0- 0		0- 0		2- 0		
5- 2	0- 1	1- 0		NEUTRAL		0- 1		0- 0		4- 0		
9- 3	0- 1	1- 1		NON-CONFERENCE		0- 1		1- 0		7- 0		
2- 1	0- 0	0- 1		HOME		0- 0		1- 0		1- 0		
2- 0	0- 0	0- 0		AWAY		0- 0		0- 0		2- 0		
5- 2	0- 1	1- 0		NEUTRAL		0- 1		0- 0		4- 0		
1- 15	0- 11	1- 4		CONFERENCE		0- 0		0- 0		0- 0		
1- 5	0- 4	1- 1		HOME		0- 0		0- 0		0- 0		
0- 10	0- 7	0- 3		AWAY		0- 0		0- 0		0- 0		
0- 0	0- 0	0- 0		NEUTRAL		0- 0		0- 0		0- 0		
RPI	S	Opponent	Score	RPI	S	Opponent	Score	RPI	S	Opponent	Score	
1	A	Stanford	0 3	34	H	Loyola Marymount	1 3	62	N	Wyoming	0 3	
4	A	Washington	0 3	35	A	Oregon St.	1 3					
8	A	Oregon	1 3	35	H	Oregon St.	1 3					
8	H	Oregon	1 3	36	A	Arizona St.	2 3					
9	N	Illinois	0 3	40	A	Utah	1 3					
14	A	Arizona	1 3	40	H	Utah	3 0					
17	A	UCLA	2 3	50	N	Virginia Tech	3 0					
17	H	UCLA	1 3									
20	A	Southern California	1 3									
20	H	Southern California	2 3									
24	A	Colorado	2 3									
24	H	Colorado	0 3									
<hr/>												
LAST 10 GAMES												
24	A	Colorado	2 3	20	A	Southern California	1 3					
40	A	Utah	1 3	40	H	Utah	3 0					
8	H	Oregon	1 3	24	H	Colorado	0 3					
35	H	Oregon St.	1 3	36	A	Arizona St.	2 3					
17	A	UCLA	2 3	14	A	Arizona	1 3					

Non-Div. I Games:

Washington St.

Average RPI Win: 197		WON-LOST RECORD		WINNING PCT. RANK		LAST 10 GAMES		STRENGTH OF SCHEDULE		OPP. STRENGTH OF SCHEDULE		TEAM RPI		ADJ RPI		CONF. RPI		ADJ CONF. RPI	
DIV. I ONLY		21- 9		.7 66		9- 1		194		157		106		.53896 108		15		15	
DIV. I NON-CONF.		10- 4		.71429 74		1- 0		192		187		108		.5368 113		12		13	
TOTALS		RPI 1-25		RPI 26-50		W-L RECORDS		RPI 51-100		RPI 101-150		RPI 150+							
21- 9		0- 1		0- 1		OVERALL		4- 3		4- 1		13- 3							
12- 3		0- 0		0- 0		HOME		2- 1		2- 1		8- 1							
7- 4		0- 1		0- 1		AWAY		1- 1		2- 0		4- 1							
2- 2		0- 0		0- 0		NEUTRAL		1- 1		0- 0		1- 1							
10- 4		0- 1		0- 0		NON-CONFERENCE		2- 1		2- 1		6- 1							
6- 1		0- 0		0- 0		HOME		1- 0		0- 1		5- 0							
2- 1		0- 1		0- 0		AWAY		0- 0		2- 0		0- 0							
2- 2		0- 0		0- 0		NEUTRAL		1- 1		0- 0		1- 1							
11- 5		0- 0		0- 1		CONFERENCE		2- 2		2- 0		7- 2							
6- 2		0- 0		0- 0		HOME		1- 1		2- 0		3- 1							
5- 3		0- 0		0- 1		AWAY		1- 1		0- 0		4- 1							
0- 0		0- 0		0- 0		NEUTRAL		0- 0		0- 0		0- 0							
RPI S	Opponent		Score		RPI S	Opponent		Score		RPI S	Opponent		Score		RPI S	Opponent		Score	
16 A	Kansas		0 3		42 A	Western Ky.		1 3		66 A	UTSA		0 3		105 H	Missouri		2 3	
										66 H	UTSA		3 0		118 A	Texas St.		3 0	
										67 N	Wichita St.		3 2		130 H	Fla. Atlantic		3 1	
										70 N	Arkansas		1 3		132 A	Stephen F. Austin		3 0	
										91 A	Rice		3 0		149 H	Marshall		3 2	
										91 H	Rice		1 3		170 A	Southern Miss.		1 3	
										97 H	TCU		3 0		171 N	Cleveland St.		2 3	
															178 H	Charlotte		1 3	
															186 H	Utah Valley		3 1	
															194 A	UTEP		3 2	
															194 H	UTEP		3 0	
															209 A	Middle Tenn.		3 2	
															232 A	UAB		3 0	
															242 H	Northwestern St.		3 2	
															249 H	FIU		3 0	
															270 A	Louisiana Tech		3 0	
															270 H	Louisiana Tech		3 0	
															297 H	Abilene Christian		3 1	
															297 N	Abilene Christian		3 0	
															312 H	Jackson St.		3 0	
															330 H	Mississippi Val.		3 0	
				LAST 10 GAMES															
															194 H	UTEP		3 0	
															66 H	UTSA		3 0	
															97 H	TCU		3 0	
															91 A	Rice		3 0	
															232 A	UAB		3 0	
															209 A	Middle Tenn.		3 2	
															249 H	FIU		3 0	
															130 H	Fla. Atlantic		3 1	
															270 A	Louisiana Tech		3 0	
															178 H	Charlotte		1 3	

Non-Div. I Games:

North Texas

Average RPI Win: 190		WON-LOST	WINNING	LAST 10	STRENGTH OF		OPP. STRENGTH	TEAM	ADJ	CONF.	ADJ CONF.
Average RPI Loss: 109		RECORD	PCT. RANK	GAMES	SCHEDULE		OF SCHEDULE	RPI	RPI	RPI	RPI
DIV. I ONLY		19- 9	.67857	77	4- 6		166	130	101	.53784	110
DIV. I NON-CONF.		10- 0	1	1	0- 0		215	157	36	.60657	40
TOTALS		RPI 1-25	RPI 26-50		W-L RECORDS		RPI 51-100		RPI 101-150		RPI 150+
19- 9	0- 0	0- 2		OVERALL		3- 3		2- 2		14- 2	
13- 2	0- 0	0- 1		HOME		2- 1		2- 0		9- 0	
4- 7	0- 0	0- 1		AWAY		1- 2		0- 2		3- 2	
2- 0	0- 0	0- 0		NEUTRAL		0- 0		0- 0		2- 0	
10- 0	0- 0	0- 0		NON-CONFERENCE		2- 0		1- 0		7- 0	
6- 0	0- 0	0- 0		HOME		1- 0		1- 0		4- 0	
2- 0	0- 0	0- 0		AWAY		1- 0		0- 0		1- 0	
2- 0	0- 0	0- 0		NEUTRAL		0- 0		0- 0		2- 0	
9- 9	0- 0	0- 2		CONFERENCE		1- 3		1- 2		7- 2	
7- 2	0- 0	0- 1		HOME		1- 1		1- 0		5- 0	
2- 7	0- 0	0- 1		AWAY		0- 2		0- 2		2- 2	
0- 0	0- 0	0- 0		NEUTRAL		0- 0		0- 0		0- 0	
RPI S	Opponent	Score	RPI S	Opponent	Score	RPI S	Opponent	Score	RPI S	Opponent	Score
			41 A	UALR	0 3	68 A	Arkansas St.	2 3	118 A	Texas St.	0 3
			41 H	UALR	1 3	68 H	Arkansas St.	1 3	127 A	La.-Lafayette	2 3
						79 A	Texas-Arlington	0 3	127 H	La.-Lafayette	3 1
						79 H	Texas-Arlington	3 0	147 H	Maryland	3 0
						93 A	Louisville	3 1	152 N	Cincinnati	3 1
						98 H	Radford	3 0	171 H	Cleveland St.	3 0
									190 A	South Ala.	2 3
									190 H	South Ala.	3 1
									192 H	Presbyterian	3 0
									204 A	Ga. Southern	3 0
									204 H	Ga. Southern	3 0
									210 H	Tennessee	3 0
									216 H	Georgia St.	3 0
									236 A	Troy	3 2
									236 H	Troy	3 0
									241 A	Gardner-Webb	3 1
									250 A	La.-Monroe	2 3
									250 H	La.-Monroe	3 2
									276 H	Tennessee Tech	3 0
									282 N	Tennessee St.	3 0
LAST 10 GAMES											
			250 A	La.-Monroe	2 3	41 A	UALR	0 3			
			190 A	South Ala.	2 3	68 A	Arkansas St.	2 3			
			68 H	Arkansas St.	1 3	250 H	La.-Monroe	3 2			
			204 H	Ga. Southern	3 0	127 H	La.-Lafayette	3 1			
			79 H	Texas-Arlington	3 0	79 A	Texas-Arlington	0 3			

Non-Div. I Games:

Appalachian St.

Average RPI Win: 171		WON-LOST	WINNING	LAST 10	STRENGTH OF		OPP. STRENGTH	TEAM	ADJ	CONF.	ADJ CONF.
Average RPI Loss: 59		RECORD	PCT. RANK	GAMES	SCHEDULE		OF SCHEDULE	RPI	RPI	RPI	RPI
DIV. I ONLY		15- 13	.53571	153	85		56	110	.53625	111	3
DIV. I NON-CONF.		9- 3	.75	56	174		228	97	.54712	98	2
TOTALS		RPI 1-25	RPI 26-50		W-L RECORDS		RPI 51-100		RPI 101-150		RPI 150+
15- 13		0- 4	1- 5		OVERALL		2- 2		2- 0		10- 2
8- 6		0- 2	1- 3		HOME		1- 1		1- 0		5- 0
4- 7		0- 2	0- 2		AWAY		1- 1		1- 0		2- 2
3- 0		0- 0	0- 0		NEUTRAL		0- 0		0- 0		3- 0
9- 3		0- 0	0- 0		NON-CONFERENCE		0- 1		1- 0		8- 2
5- 1		0- 0	0- 0		HOME		0- 1		1- 0		4- 0
1- 2		0- 0	0- 0		AWAY		0- 0		0- 0		1- 2
3- 0		0- 0	0- 0		NEUTRAL		0- 0		0- 0		3- 0
6- 10		0- 4	1- 5		CONFERENCE		2- 1		1- 0		2- 0
3- 5		0- 2	1- 3		HOME		1- 0		0- 0		1- 0
3- 5		0- 2	0- 2		AWAY		1- 1		1- 0		1- 0
0- 0		0- 0	0- 0		NEUTRAL		0- 0		0- 0		0- 0
RPI S	Opponent	Score	RPI S	Opponent	Score	RPI S	Opponent	Score	RPI S	Opponent	Score
6 H	Wisconsin	0 3	33 H	Ohio St.	0 3	51 H	Minnesota	3 1	114 H	Miami (OH)	3 1
9 A	Illinois	0 3	47 A	Purdue	0 3	59 A	Northwestern	3 2	147 A	Maryland	3 1
10 H	Penn St.	0 3	47 H	Purdue	1 3	78 A	Iowa	2 3	156 A	IUPUI	1 3
11 A	Nebraska	0 3	48 H	Michigan	3 2	83 H	Butler	0 3	176 H	Buffalo	3 1
			49 A	Michigan St.	0 3				182 A	Rutgers	3 0
			49 H	Michigan St.	1 3				182 H	Rutgers	3 0
									184 A	UConn	3 2
									187 N	Eastern Ky.	3 1
									193 A	Ill.-Chicago	2 3
									217 N	New Hampshire	3 1
									229 H	Mississippi St.	3 1
									243 H	Southeast Mo. St.	3 0
									263 N	Central Conn. St.	3 0
									278 H	Western Ill.	3 0
LAST 10 GAMES											
			49 A	Michigan St.	0 3	51 H	Minnesota	3 1			
			182 H	Rutgers	3 0	59 A	Northwestern	3 2			
			11 A	Nebraska	0 3	9 A	Illinois	0 3			
			78 A	Iowa	2 3	10 H	Penn St.	0 3			
			6 H	Wisconsin	0 3	33 H	Ohio St.	0 3			

Non-Div. I Games:

Indiana

Average RPI Win: 185		WON-LOST RECORD		WINNING PCT. RANK		LAST 10 GAMES		STRENGTH OF SCHEDULE		OPP. STRENGTH OF SCHEDULE		TEAM RPI		ADJ RPI		CONF. RPI		ADJ CONF. RPI	
DIV. I ONLY		12- 15		.44444 201		3- 7		56		50		121		.5353 112		5		5	
DIV. I NON-CONF.		8- 4		.66667 88		0- 0		146		177		106		.54362 102		5		5	
TOTALS		RPI 1-25		RPI 26-50		W-L RECORDS		RPI 51-100		RPI 101-150		RPI 150+							
12- 15		0- 5		0- 4		OVERALL		1- 4		4- 2		7- 0							
7- 6		0- 2		0- 1		HOME		1- 3		2- 0		4- 0							
2- 8		0- 2		0- 2		AWAY		0- 1		2- 2		0- 0							
3- 1		0- 0		0- 1		NEUTRAL		0- 0		0- 0		3- 0							
8- 4		0- 0		0- 1		NON-CONFERENCE		1- 2		1- 1		6- 0							
4- 2		0- 0		0- 0		HOME		1- 2		0- 0		3- 0							
1- 1		0- 0		0- 0		AWAY		0- 0		1- 1		0- 0							
3- 1		0- 0		0- 1		NEUTRAL		0- 0		0- 0		3- 0							
4- 11		0- 5		0- 3		CONFERENCE		0- 2		3- 1		1- 0							
3- 4		0- 2		0- 1		HOME		0- 1		2- 0		1- 0							
1- 7		0- 3		0- 2		AWAY		0- 1		1- 1		0- 0							
0- 0		0- 0		0- 0		NEUTRAL		0- 0		0- 0		0- 0							
RPI	S	Opponent		Score		RPI	S	Opponent		Score		RPI	S	Opponent		Score			
7	A	Florida		0 3		28	A	Alabama		0 3		69	H	Harvard		1 3			
7	H	Florida		0 3		28	H	Alabama		1 3		70	A	Arkansas		2 3			
13	A	Kentucky		1 3		38	A	LSU		1 3		70	H	Arkansas		2 3			
13	H	Kentucky		0 3		46	N	SMU		1 3		95	H	North Carolina St.		1 3			
19	A	Texas A&M		2 3								96	H	Col. of Charleston		3 0			
																</			

Non-Div. I Games:

Georgia

Average RPI Win: 193		WON-LOST	WINNING	LAST 10	STRENGTH OF		OPP. STRENGTH	TEAM	ADJ	CONF.	ADJ CONF.
Average RPI Loss: 126		RECORD	PCT. RANK	GAMES	SCHEDULE		OF SCHEDULE	RPI	RPI	RPI	RPI
DIV. I ONLY		18- 10	.64286	90	5- 5		126	154	104	.5342	113
DIV. I NON-CONF.		11- 3	.78571	47	1- 0		138	182	71	.57445	72
TOTALS		RPI 1-25	RPI 26-50		W-L RECORDS		RPI 51-100		RPI 101-150		RPI 150+
18- 10	0- 0	1- 1		OVERALL		2- 3		2- 2		13- 4	
10- 2	0- 0	1- 0		HOME		0- 1		1- 1		8- 0	
4- 7	0- 0	0- 1		AWAY		0- 2		0- 0		4- 4	
4- 1	0- 0	0- 0		NEUTRAL		2- 0		1- 1		1- 0	
11- 3	0- 0	0- 0		NON-CONFERENCE		2- 1		2- 2		7- 0	
4- 1	0- 0	0- 0		HOME		0- 0		1- 1		3- 0	
3- 1	0- 0	0- 0		AWAY		0- 1		0- 0		3- 0	
4- 1	0- 0	0- 0		NEUTRAL		2- 0		1- 1		1- 0	
7- 7	0- 0	1- 1		CONFERENCE		0- 2		0- 0		6- 4	
6- 1	0- 0	1- 0		HOME		0- 1		0- 0		5- 0	
1- 6	0- 0	0- 1		AWAY		0- 1		0- 0		1- 4	
0- 0	0- 0	0- 0		NEUTRAL		0- 0		0- 0		0- 0	
RPI S	Opponent	Score	RPI S	Opponent	Score	RPI S	Opponent	Score	RPI S	Opponent	Score
			32 A	Lipscomb	1 3	60 N	Temple	3 1	122 H	Eastern Mich.	0 3
			32 H	Lipscomb	3 2	64 A	LIU Brooklyn	1 3	135 N	Boston College	0 3
						71 A	FGCU	1 3	144 N	Liberty	3 1
						71 H	FGCU	2 3	146 H	Samford	3 0
						98 N	Radford	3 1	162 A	Jacksonville	0 3
									162 H	Jacksonville	3 0
									169 A	Belmont	3 0
									179 A	North Florida	1 3
									179 H	North Florida	3 2
									183 A	Stetson	0 3
									183 H	Stetson	3 0
									187 H	Eastern Ky.	3 1
									230 H	SIUE	3 2
									245 A	Kennesaw St.	1 3
									245 H	Kennesaw St.	3 0
									254 A	USC Upstate	3 1
									254 H	USC Upstate	3 1
									267 H	Evansville	3 2
									281 A	Wright St.	3 0
									281 N	Wright St.	3 0
									298 A	Morehead St.	3 0
LAST 10 GAMES											
			254 H	USC Upstate	3 1	71 H	FGCU	2 3			
			245 H	Kennesaw St.	3 0	187 H	Eastern Ky.	3 1			
			179 A	North Florida	1 3	32 H	Lipscomb	3 2			
			162 A	Jacksonville	0 3	71 A	FGCU	1 3			
			183 H	Stetson	3 0	183 A	Stetson	0 3			

Non-Div. I Games:

Northern Ky.

Average RPI Win: 209		WON-LOST	WINNING	LAST 10	STRENGTH OF		OPP. STRENGTH	TEAM	ADJ	CONF.	ADJ CONF.				
Average RPI Loss: 94		RECORD	PCT. RANK	GAMES	SCHEDULE		OF SCHEDULE	RPI	RPI	RPI	RPI				
DIV. I ONLY		19- 9	.67857	77	9- 1		213	137	118	.53372	114	16	16		
DIV. I NON-CONF.		7- 5	.58333	130	0- 0		234	87	156	.5046	148	16	16		
<hr/>															
TOTALS		RPI 1-25		RPI 26-50		W-L RECORDS		RPI 51-100		RPI 101-150		RPI 150+			
19- 9		0- 0		0- 3		OVERALL		0- 3		2- 1		17- 2			
8- 3		0- 0		0- 2		HOME		0- 1		1- 0		7- 0			
7- 4		0- 0		0- 1		AWAY		0- 1		1- 1		6- 1			
4- 2		0- 0		0- 0		NEUTRAL		0- 1		0- 0		4- 1			
7- 5		0- 0		0- 1		NON-CONFERENCE		0- 2		0- 1		7- 1			
2- 1		0- 0		0- 1		HOME		0- 0		0- 0		2- 0			
1- 2		0- 0		0- 0		AWAY		0- 1		0- 1		1- 0			
4- 2		0- 0		0- 0		NEUTRAL		0- 1		0- 0		4- 1			
12- 4		0- 0		0- 2		CONFERENCE		0- 1		2- 0		10- 1			
6- 2		0- 0		0- 1		HOME		0- 1		1- 0		5- 0			
6- 2		0- 0		0- 1		AWAY		0- 0		1- 0		5- 1			
0- 0		0- 0		0- 0		NEUTRAL		0- 0		0- 0		0- 0			
RPI	S	Opponent	Score	RPI	S	Opponent	Score	RPI	S	Opponent	Score	RPI	S	Opponent	Score
33	H	Ohio St.	1 3	88	N	UMKC	1 3	111	A	Indiana	1 3				
39	A	Ohio	0 3	99	A	Milwaukee	2 3	122	A	Eastern Mich.	3 0				
39	H	Ohio	2 3	100	H	Northern Ill.	2 3	126	H	Ball St.	3 0				
								156	H	IUPUI	3 1				
								160	A	Western Mich.	3 0				
								165	N	North Dakota St.	3 0				
								165	N	North Dakota St.	1 3				
								166	A	Kent St.	3 2				
								166	H	Kent St.	3 0				
								176	A	Buffalo	0 3				
								176	H	Buffalo	3 1				
								225	N	Robert Morris	3 1				
								229	N	Mississippi St.	3 1				
								231	A	Bowling Green	3 1				
								231	H	Bowling Green	3 1				
								232	H	UAB	3 0				
								243	N	Southeast Mo. St.	3 0				
								246	A	Central Mich.	3 0				
								265	A	Akron	3 1				
								265	H	Akron	3 1				
								277	H	Toledo	3 2				
								294	A	Bradley	3 1				
				LAST 10 GAMES											
39	A	Ohio	0 3	176	H	Buffalo	3 1								
166	A	Kent St.	3 2	126	H	Ball St.	3 0								
160	A	Western Mich.	3 0	277	H	Toledo	3 2								
231	H	Bowling Green	3 1	246	A	Central Mich.	3 0								
265	H	Akron	3 1	122	A	Eastern Mich.	3 0								

Non-Div. I Games:

Miami (OH)

Average RPI Win:	214	WON-LOST RECORD	WINNING PCT. RANK	LAST 10 GAMES	STRENGTH OF SCHEDULE	OPP. STRENGTH OF SCHEDULE	TEAM RPI	ADJ RPI	CONF. RPI	ADJ CONF. RPI					
DIV. I ONLY		24- 7	.77419	38	7- 3	260	210	111	.53341	115	17	17			
DIV. I NON-CONF.		15- 2	.88235	25	2- 1	250	268	88	.55688	89	15	15			

TOTALS	RPI 1-25	RPI 26-50			W-L RECORDS	RPI 51-100		RPI 101-150		RPI 150+					
24- 7	0- 0	0- 0			OVERALL	2- 2		2- 2		20- 3					
8- 4	0- 0	0- 0			HOME	1- 1		1- 1		6- 2					
11- 2	0- 0	0- 0			AWAY	0- 1		0- 1		11- 0					
5- 1	0- 0	0- 0			NEUTRAL	1- 0		1- 0		3- 1					
15- 2	0- 0	0- 0			NON-CONFERENCE	2- 0		2- 0		11- 2					
4- 1	0- 0	0- 0			HOME	1- 0		1- 0		2- 1					
6- 0	0- 0	0- 0			AWAY	0- 0		0- 0		6- 0					
5- 1	0- 0	0- 0			NEUTRAL	1- 0		1- 0		3- 1					
9- 5	0- 0	0- 0			CONFERENCE	0- 2		0- 2		9- 1					
4- 3	0- 0	0- 0			HOME	0- 1		0- 1		4- 1					
5- 2	0- 0	0- 0			AWAY	0- 1		0- 1		5- 0					
0- 0	0- 0	0- 0			NEUTRAL	0- 0		0- 0		0- 0					
RPI	S	Opponent	Score	RPI	S	Opponent	Score	RPI	S	Opponent	Score				
				65 H George Washington				3	0	119 A Oakland		1	3		
				88 N UMKC				3	1	119 H Oakland		1	3		
				99 A Milwaukee				2	3	132 N Stephen F. Austin		3	1		
				99 H Milwaukee				1	3	134 H Murray St.		3	1		
										156 H IUPUI		3	2		
										161 A Youngstown St.		3	0		
										161 H Youngstown St.		3	1		
										165 H North Dakota St.		2	3		
										171 A Cleveland St.		3	0		
										171 H Cleveland St.		3	1		
										193 A Ill.-Chicago		3	0		
										193 H Ill.-Chicago		1	3		
										198 N Drake		3	0		
										202 N Western Caro.		3	0		
										208 A IPFW		3	2		
										214 N Campbell		2	3		
										233 A Green Bay		3	0		
										233 H Green Bay		3	0		
										264 A UT Martin		3	0		
										273 H Sacramento St.		3	0		
										277 A Toledo		3	0		
										281 A Wright St.		3	0		
										281 H Wright St.		3	0		
										292 N Wofford		3	1		
										302 A South Dakota St.		3	0		
						323 A Chicago St.		3	0						
						326 A N.C. Central		3	1						

				LAST 10 GAMES											
193 A Ill.-Chicago				3	0	171 A Cleveland St.				3	0	281 H Wright St.		3	0
208 A IPFW				3	2	233 H Green Bay				3	0	292 N Wofford		3	1
119 H Oakland				1	3	99 H Milwaukee				1	3	302 A South Dakota St.		3	0
281 H Wright St.				3	0	323 A Chicago St.				3	0	323 A Chicago St.		3	0
161 A Youngstown St.				3	0	165 H North Dakota St.				2	3	326 A N.C. Central		3	1

Non-Div. I Games:

Valparaiso

Average RPI Win:	211	WON-LOST	WINNING	LAST 10	STRENGTH OF	OPP. STRENGTH	TEAM	ADJ	CONF.	ADJ CONF.		
Average RPI Loss:	99	RECORD	PCT. RANK	GAMES	SCHEDULE	OF SCHEDULE	RPI	RPI	RPI	RPI		
DIV. I ONLY		25- 8	.75758	44	8- 2	282	138	122	.53208	117	22	22
DIV. I NON-CONF.		12- 5	.70588	83	0- 0	270	94	130	.52187	131	20	20
<hr/>												
TOTALS	RPI 1-25	RPI 26-50		W-L RECORDS		RPI 51-100		RPI 101-150		RPI 150+		
25- 8	0- 0	0- 0		OVERALL		4- 4		2- 3		19- 1		
11- 1	0- 0	0- 0		HOME		3- 0		1- 1		7- 0		
9- 4	0- 0	0- 0		AWAY		0- 0		1- 0		8- 0		
5- 3	0- 0	0- 0		NEUTRAL		1- 2		0- 1		4- 0		
12- 5	0- 0	0- 0		NON-CONFERENCE		3- 3		0- 1		9- 1		
4- 0	0- 0	0- 0		HOME		2- 0		0- 0		2- 0		
3- 2	0- 0	0- 0		AWAY		0- 1		0- 0		3- 1		
5- 3	0- 0	0- 0		NEUTRAL		1- 2		0- 1		4- 0		
13- 3	0- 0	0- 0		CONFERENCE		1- 1		2- 2		10- 0		
7- 1	0- 0	0- 0		HOME		1- 0		1- 1		5- 0		
6- 2	0- 0	0- 0		AWAY		0- 1		1- 1		5- 0		
0- 0	0- 0	0- 0		NEUTRAL		0- 0		0- 0		0- 0		
RPI	S	Opponent	Score	RPI	S	Opponent	Score	RPI	S	Opponent	Score	
						55 N Pacific	1 3			101 N Auburn	1 3	
						65 A George Washington	0 3			109 A Idaho St.	0 3	
						68 N Arkansas St.	3 2			128 H Northern Ariz.	0 3	
						78 N Iowa	0 3			145 A Idaho	3 2	
						89 H South Dakota	3 2			145 H Idaho	3 2	
						89 H South Dakota	3 1			165 A North Dakota St.	1 3	
						92 A Northern Colo.	0 3			198 A Drake	3 0	
						92 H Northern Colo.	3 1			201 H Tulane	3 0	
										201 H Tulane	3 0	
										207 H Portland St.	3 2	
										224 A Eastern Wash.	3 2	
										224 H Eastern Wash.	3 1	
										227 N Eastern Ill.	3 0	
										228 H Southern Utah	3 1	
										229 A Mississippi St.	3 0	
										230 N SIUE	3 0	
										249 N FIU	3 1	
										258 A Montana	3 1	
										258 H Montana	3 0	
										261 A Montana St.	3 0	
										261 H Montana St.	3 0	
										273 A Sacramento St.	3 1	
										291 A Weber St.	3 0	
										302 A South Dakota St.	3 0	
										330 N Mississippi Val.	3 0	
LAST 10 GAMES												
						224 A Eastern Wash.	3 2			273 A Sacramento St.	3 1	
						145 A Idaho	3 2			228 H Southern Utah	3 1	
						258 H Montana	3 0			128 H Northern Ariz.	0 3	
						261 H Montana St.	3 0			92 A Northern Colo.	0 3	
						92 H Northern Colo.	3 1			207 H Portland St.	3 2	

Non-Div. I Games:

North Dakota

Average RPI Win:	182	WON-LOST	WINNING	LAST 10	STRENGTH OF	OPP. STRENGTH	TEAM	ADJ	CONF.	ADJ CONF.	
Average RPI Loss:	124	RECORD	PCT. RANK	GAMES	SCHEDULE	OF SCHEDULE	RPI	RPI	RPI	RPI	
DIV. I ONLY	19- 11	.63333	98	7- 3	137	136	112	.53045	118	10	11
DIV. I NON-CONF.	5- 7	.41667	213	0- 0	221	152	231	.45269	226	13	12
<hr/>											
TOTALS	RPI 1-25	RPI 26-50		W-L RECORDS		RPI 51-100		RPI 101-150		RPI 150+	
19- 11	0- 0	0- 2		OVERALL		4- 3		4- 3		11- 3	
12- 4	0- 0	0- 1		HOME		3- 2		2- 1		7- 0	
6- 4	0- 0	0- 1		AWAY		1- 1		2- 1		3- 1	
1- 3	0- 0	0- 0		NEUTRAL		0- 0		0- 1		1- 2	
<hr/>											
5- 7	0- 0	0- 0		NON-CONFERENCE		1- 2		1- 3		3- 2	
3- 3	0- 0	0- 0		HOME		1- 2		0- 1		2- 0	
1- 1	0- 0	0- 0		AWAY		0- 0		1- 1		0- 0	
1- 3	0- 0	0- 0		NEUTRAL		0- 0		0- 1		1- 2	
<hr/>											
14- 4	0- 0	0- 2		CONFERENCE		3- 1		3- 0		8- 1	
9- 1	0- 0	0- 1		HOME		2- 0		2- 0		5- 0	
5- 3	0- 0	0- 1		AWAY		1- 1		1- 0		3- 1	
0- 0	0- 0	0- 0		NEUTRAL		0- 0		0- 0		0- 0	
<hr/>											
RPI S	Opponent	Score	RPI S	Opponent	Score	RPI S	Opponent	Score	RPI S	Opponent	Score
			41 A	UALR	1 3	58 H	Baylor	1 3	108 H	North Texas	0 3
			41 H	UALR	0 3	66 H	UTSA	3 1	110 H	Appalachian St.	3 0
						67 H	Wichita St.	2 3	116 A	Texas Tech	2 3
						68 A	Arkansas St.	3 0	127 A	La.-Lafayette	3 2
						68 H	Arkansas St.	3 1	127 H	La.-Lafayette	3 0
						79 A	Texas-Arlington	0 3	139 A	Houston	3 1
						79 H	Texas-Arlington	3 2	143 N	Wake Forest	1 3
									190 A	South Ala.	3 1
									190 H	South Ala.	3 0
									204 H	Ga. Southern	3 0
									216 A	Georgia St.	1 3
									216 H	Georgia St.	3 1
									236 A	Troy	3 2
									236 H	Troy	3 0
									241 N	Gardner-Webb	1 3
									250 A	La.-Monroe	3 1
									250 H	La.-Monroe	3 0
									253 N	Incarnate Word	2 3
									285 N	Lamar	3 2
									297 H	Abilene Christian	3 0
									314 H	Prairie View	3 1
<hr/>											
LAST 10 GAMES											
236 H Troy						204 H Ga. Southern					
216 H Georgia St.						41 A UALR					
41 H UALR						68 H Arkansas St.					
190 A South Ala.						216 A Georgia St.					
127 A La.-Lafayette						250 H La.-Monroe					

Non-Div. I Games:

Texas St.

Average RPI Win:	199	WON-LOST	WINNING	LAST 10	STRENGTH OF	OPP. STRENGTH	TEAM	ADJ	CONF.	ADJ CONF.	
Average RPI Loss:	130	RECORD	PCT. RANK	GAMES	SCHEDULE	OF SCHEDULE	RPI	RPI	RPI	RPI	
DIV. I ONLY	20- 9	.68966	73	8- 2	189	161	109	.53002	119	17	17
DIV. I NON-CONF.	8- 7	.53333	158	0- 0	165	168	154	.49953	158	15	15
<hr/>											
TOTALS	RPI 1-25	RPI 26-50		W-L RECORDS	RPI 51-100		RPI 101-150		RPI 150+		
20- 9	0- 0	0- 2		OVERALL	2- 1		3- 2		15- 4		
8- 3	0- 0	0- 0		HOME	1- 0		1- 2		6- 1		
8- 2	0- 0	0- 0		AWAY	1- 0		2- 0		5- 2		
4- 4	0- 0	0- 2		NEUTRAL	0- 1		0- 0		4- 1		
<hr/>											
8- 7	0- 0	0- 2		NON-CONFERENCE	0- 1		1- 2		7- 2		
2- 2	0- 0	0- 0		HOME	0- 0		0- 2		2- 0		
2- 1	0- 0	0- 0		AWAY	0- 0		1- 0		1- 1		
4- 4	0- 0	0- 2		NEUTRAL	0- 1		0- 0		4- 1		
<hr/>											
12- 2	0- 0	0- 0		CONFERENCE	2- 0		2- 0		8- 2		
6- 1	0- 0	0- 0		HOME	1- 0		1- 0		4- 1		
6- 1	0- 0	0- 0		AWAY	1- 0		1- 0		4- 1		
0- 0	0- 0	0- 0		NEUTRAL	0- 0		0- 0		0- 0		
<hr/>											
RPI S	Opponent	Score	RPI S	Opponent	Score	RPI S	Opponent	Score	RPI S	Opponent	Score
32 N	Lipscomb	0 3	52 N	Xavier	0 3	105 A	Missouri	3 1	115 A	Valparaiso	3 1
44 N	Illinois St.	1 3	99 A	Milwaukee	3 1	115 H	Valparaiso	3 1	122 H	Eastern Mich.	0 3
			99 H	Milwaukee	3 2	125 H	UC Irvine	0 3	160 A	Western Mich.	2 3
						161 A	Youngstown St.	3 0	161 H	Youngstown St.	3 2
						171 A	Cleveland St.	3 2	171 H	Cleveland St.	3 2
						193 A	Ill.-Chicago	3 1	193 H	Ill.-Chicago	0 3
						206 A	Army	3 2	208 N	IPFW	1 3
						225 H	Robert Morris	3 1	231 H	Bowling Green	3 0
						233 A	Green Bay	1 3	233 H	Green Bay	3 0
						270 N	Louisiana Tech	3 0	281 A	Wright St.	3 0
						281 H	Wright St.	3 0	284 N	Holy Cross	3 0
						289 N	Saint Francis (PA)	3 1	290 N	Binghamton	3 1
<hr/>											
LAST 10 GAMES			LAST 10 GAMES			LAST 10 GAMES			LAST 10 GAMES		
233 H	Green Bay	3 0	161 H	Youngstown St.	3 2	284 N	Holy Cross	3 0	289 N	Saint Francis (PA)	3 1
99 H	Milwaukee	3 2	171 H	Cleveland St.	3 2	290 N	Binghamton	3 1			
115 A	Valparaiso	3 1	99 A	Milwaukee	3 1						
193 A	Ill.-Chicago	3 1	233 A	Green Bay	1 3						
281 A	Wright St.	3 0	193 H	Ill.-Chicago	0 3						

Non-Div. I Games:

Oakland

Average RPI Win:	189	WON-LOST RECORD	WINNING PCT. RANK	LAST 10 GAMES	STRENGTH OF SCHEDULE	OPP. STRENGTH OF SCHEDULE	TEAM RPI	ADJ RPI	CONF. RPI	ADJ CONF. RPI			
DIV. I ONLY	12- 13	.48	187	5- 5	81	67	134	.52967	120	8	8		
DIV. I NON-CONF.	5- 6	.45455	197	0- 0	68	37	117	.53953	108	7	7		
<hr/>													
TOTALS	RPI 1-25	RPI 26-50		W-L RECORDS	RPI 51-100		RPI 101-150		RPI 150+				
12- 13	0- 3	2- 4		OVERALL	1- 2		1- 4		8- 0				
7- 2	0- 1	2- 0		HOME	1- 0		1- 1		3- 0				
3- 7	0- 2	0- 2		AWAY	0- 0		0- 3		3- 0				
2- 4	0- 0	0- 2		NEUTRAL	0- 2		0- 0		2- 0				
<hr/>													
5- 6	0- 1	1- 2		NON-CONFERENCE	1- 2		0- 1		3- 0				
2- 0	0- 0	1- 0		HOME	1- 0		0- 0		0- 0				
1- 2	0- 1	0- 0		AWAY	0- 0		0- 1		1- 0				
2- 4	0- 0	0- 2		NEUTRAL	0- 2		0- 0		2- 0				
<hr/>													
7- 7	0- 2	1- 2		CONFERENCE	0- 0		1- 3		5- 0				
5- 2	0- 1	1- 0		HOME	0- 0		1- 1		3- 0				
2- 5	0- 1	0- 2		AWAY	0- 0		0- 2		2- 0				
0- 0	0- 0	0- 0		NEUTRAL	0- 0		0- 0		0- 0				
<hr/>													
RPI S	Opponent	Score	RPI S	Opponent	Score	RPI S	Opponent	Score	RPI S	Opponent	Score		
12 A	Colorado St.	0 3	26 N	Marquette	0 3	55 N	Pacific	0 3	102 A	California	1 3		
23 A	Long Beach St.	0 3	30 A	Hawaii	1 3	72 N	VCU	1 3	125 A	UC Irvine	2 3		
23 H	Long Beach St.	0 3	34 N	Loyola Marymount	0 3	100 H	Northern Ill.	3 1	125 H	UC Irvine	3 1		
			37 A	CSUN	0 3				137 A	UC Davis	2 3		
			37 H	CSUN	3 0				137 H	UC Davis	0 3		
			45 H	Santa Clara	3 0				191 H	Cal Poly	3 2		
									220 A	Cal St. Fullerton	3 1		
									220 H	Cal St. Fullerton	3 1		
									226 N	Fresno St.	3 1		
									248 N	Nevada	3 0		
									273 A	Sacramento St.	3 0		
									293 A	UC Riverside	3 0		
									293 H	UC Riverside	3 0		
<hr/>													
LAST 10 GAMES													
23 A Long Beach St.						0 3	137 A UC Davis						2 3
37 A CSUN						0 3	30 A Hawaii						1 3
125 H UC Irvine						3 1	37 H CSUN						3 0
220 H Cal St. Fullerton						3 1	23 H Long Beach St.						0 3
293 A UC Riverside						3 0	220 A Cal St. Fullerton						3 1

Non-Div. I Games:

UC Santa Barbara

Average RPI Win: 183		WON-LOST	WINNING	LAST 10	STRENGTH OF		OPP. STRENGTH	TEAM	ADJ	CONF.	ADJ CONF.				
Average RPI Loss: 69		RECORD	PCT. RANK	GAMES	SCHEDULE		OF SCHEDULE	RPI	RPI	RPI	RPI				
DIV. I ONLY		12- 15	.44444	201	4- 6		60	63	132	.528	121	4	4		
DIV. I NON-CONF.		7- 6	.53846	147	0- 0		109	115	126	.52816	125	4	4		
<hr/>															
TOTALS		RPI 1-25	RPI 26-50		W-L RECORDS		RPI 51-100		RPI 101-150		RPI 150+				
12- 15		0- 4	1- 3		OVERALL		1- 4		2- 3		8- 1				
7- 4		0- 2	0- 0		HOME		1- 1		2- 1		4- 0				
2- 8		0- 1	1- 2		AWAY		0- 3		0- 2		1- 0				
3- 3		0- 1	0- 1		NEUTRAL		0- 0		0- 0		3- 1				
7- 6		0- 1	1- 2		NON-CONFERENCE		0- 0		0- 2		6- 1				
3- 1		0- 0	0- 0		HOME		0- 0		0- 1		3- 0				
1- 2		0- 0	1- 1		AWAY		0- 0		0- 1		0- 0				
3- 3		0- 1	0- 1		NEUTRAL		0- 0		0- 0		3- 1				
5- 9		0- 3	0- 1		CONFERENCE		1- 4		2- 1		2- 0				
4- 3		0- 2	0- 0		HOME		1- 1		2- 0		1- 0				
1- 6		0- 1	0- 1		AWAY		0- 3		0- 1		1- 0				
0- 0		0- 0	0- 0		NEUTRAL		0- 0		0- 0		0- 0				
RPI	S	Opponent	Score	RPI	S	Opponent	Score	RPI	S	Opponent	Score	RPI	S	Opponent	Score
3	H	Florida St.	0 3	27	A	Miami (FL)	0 3	54	H	Pittsburgh	0 3	103	A	South Carolina	1 3
5	H	North Carolina	2 3	32	A	Lipscomb	3 2	93	A	Louisville	2 3	112	H	Georgia	1 3
22	A	Duke	1 3	40	N	Utah	0 3	94	A	Clemson	1 3	135	H	Boston College	3 2
25	N	Oklahoma	0 3	46	A	SMU	0 3	95	A	North Carolina St.	0 3	143	A	Wake Forest	2 3
								95	H	North Carolina St.	3 1	143	H	Wake Forest	3 2
												162	N	Jacksonville	3 0
												170	H	Southern Miss.	3 0
												174	N	East Tenn. St.	2 3
												175	A	Notre Dame	3 2
												213	H	Syracuse	3 2
												241	N	Gardner-Webb	3 0
												245	H	Kennesaw St.	3 0
												266	N	Texas Southern	3 0
												317	H	Alabama A&M	3 0
<hr/>															
LAST 10 GAMES															
		135 H Boston College	3 2			213 H Syracuse	3 2								
		95 A North Carolina St.	0 3			27 A Miami (FL)	0 3								
		143 A Wake Forest	2 3			54 H Pittsburgh	0 3								
		175 A Notre Dame	3 2			94 A Clemson	1 3								
		5 H North Carolina	2 3			95 H North Carolina St.	3 1								

Non-Div. I Games:

Georgia Tech

Average RPI Win: 198		WON-LOST RECORD		WINNING PCT. RANK		LAST 10 GAMES		STRENGTH OF SCHEDULE		OPP. STRENGTH OF SCHEDULE		TEAM RPI		ADJ RPI		CONF. RPI		ADJ CONF. RPI					
DIV. I ONLY		18- 12		.6 121		7- 3		139		150		127		.5275 122		16		16					
DIV. I NON-CONF.		9- 5		.64286 106		0- 0		84		120		86		.56385 81		16		16					
TOTALS		RPI 1-25		RPI 26-50		W-L RECORDS		RPI 51-100		RPI 101-150		RPI 150+											
18- 12		0- 1		0- 2		OVERALL		1- 2		4- 4		13- 3											
6- 4		0- 0		0- 0		HOME		0- 1		1- 2		5- 1											
8- 5		0- 0		0- 2		AWAY		1- 0		3- 1		4- 2											
4- 3		0- 1		0- 0		NEUTRAL		0- 1		0- 1		4- 0											
9- 5		0- 1		0- 1		NON-CONFERENCE		0- 1		3- 2		6- 0											
1- 1		0- 0		0- 0		HOME		0- 0		0- 1		1- 0											
4- 1		0- 0		0- 1		AWAY		0- 0		3- 0		1- 0											
4- 3		0- 1		0- 0		NEUTRAL		0- 1		0- 1		4- 0											
9- 7		0- 0		0- 1		CONFERENCE		1- 1		1- 2		7- 3											
5- 3		0- 0		0- 0		HOME		0- 1		1- 1		4- 1											
4- 4		0- 0		0- 1		AWAY		1- 0		0- 1		3- 2											
0- 0		0- 0		0- 0		NEUTRAL		0- 0		0- 0		0- 0											
RPI	S	Opponent		Score		RPI	S	Opponent		Score		RPI	S	Opponent		Score							
18	N	Kansas St.		2	3	39	A	Ohio		1	3	56	N	Virginia		1	3	113	A	Northern Ky.		3	0
						48	A	Michigan		0	3	100	A	Northern Ill.		3	2	114	H	Miami (OH)		0	3
												100	H	Northern Ill.		2	3	119	A	Oakland		3	0
																		125	H	UC Irvine		1	3
																		126	A	Ball St.		2	3
																		126	H	Ball St.		3	2
																		146	N	Samford		2	3
																		149	A	Marshall		3	2
																		160	A	Western Mich.		0	3
																		160	H	Western Mich.		0	3
																		161	N	Youngstown St.		3	0
																		166	H	Kent St.		3	0
																		176	A	Buffalo		3	2
																		193	N	Ill.-Chicago		3	2
																		208	H	IPFW		3	0
																		230	N	SIUE		3	1
																		231	H	Bowling Green		3	0
																		246	A	Central Mich.		1	3
																		246	H	Central Mich.		3	2
																		251	N	Coppin St.		3	0
																		265	A	Akron		3	0
																		269	A	UMBC		3	0
																		277	A	Toledo		3	1
																		277	H	Toledo		3	1
LAST 10 GAMES																							
						100	A	Northern Ill.		3	2	246	H	Central Mich.		3	2	277	A	Toledo		3	1
						160	A	Western Mich.		0	3	265	A	Akron		3	0						
						126	H	Ball St.		3	2	176	A	Buffalo		3	2						
						277	H	Toledo		3	1	231	H	Bowling Green		3	0						
						39	A	Ohio		1	3	114	H	Miami (OH)		0	3						

Non-Div. I Games:

Eastern Mich.

Average RPI Win:		211	WON-LOST RECORD		WINNING PCT. RANK		LAST 10 GAMES		STRENGTH OF SCHEDULE		OPP. STRENGTH OF SCHEDULE		TEAM RPI		ADJ RPI		CONF. RPI		ADJ CONF. RPI			
Average RPI Loss:		108																				
DIV. I ONLY			16- 10		.61538 109		6- 4		110		209		114		.52737 123		24		24			
DIV. I NON-CONF.			6- 6		.5 164		0- 1		40		81		90		.55364 94		23		23			
TOTALS		RPI 1-25		RPI 26-50		W-L RECORDS		RPI 51-100		RPI 101-150		RPI 150+										
16- 10		0- 2		0- 1		OVERALL		2- 3		0- 1		14- 3										
8- 4		0- 2		0- 0		HOME		1- 1		0- 1		7- 0										
5- 5		0- 0		0- 1		AWAY		0- 2		0- 0		5- 2										
3- 1		0- 0		0- 0		NEUTRAL		1- 0		0- 0		2- 1										
6- 6		0- 2		0- 1		NON-CONFERENCE		2- 1		0- 1		4- 1										
2- 3		0- 2		0- 0		HOME		1- 0		0- 1		1- 0										
1- 2		0- 0		0- 1		AWAY		0- 1		0- 0		1- 0										
3- 1		0- 0		0- 0		NEUTRAL		1- 0		0- 0		2- 1										
10- 4		0- 0		0- 0		CONFERENCE		0- 2		0- 0		10- 2										
6- 1		0- 0		0- 0		HOME		0- 1		0- 0		6- 0										
4- 3		0- 0		0- 0		AWAY		0- 1		0- 0		4- 2										
0- 0		0- 0		0- 0		NEUTRAL		0- 0		0- 0		0- 0										
RPI	S	Opponent		Score		RPI	S	Opponent		Score		RPI	S	Opponent		Score						
12	H	Colorado St.		0	3	40	A	Utah		0	3	63	A	New Mexico		0	3	102	H	California	2	3
21	H	BYU		0	3							87	N	Missouri St.		3	0	157	N	Rhode Island	3	0
												88	A	UMKC		1	3	163	A	Seattle	1	3
												88	H	UMKC		2	3	163	H	Seattle	3	1
												98	H	Radford		3	0	165	H	North Dakota St.	3	1
																		186	A	Utah Valley	3	2
																		186	H	Utah Valley	3	1
																		197	N	Brown	3	0
																		217	A	New Hampshire	3	0
																		221	A	Bakersfield	3	1
																		221	H	Bakersfield	3	2
																		239	A	Grand Canyon	2	3
																		239	H	Grand Canyon	3	0
																		261	N	Montana St.	1	3
																		299	A	Tex.-Pan American	3	1
																		299	H	Tex.-Pan American	3	0
																		323	A	Chicago St.	3	0
																		323	H	Chicago St.	3	0
LAST 10 GAMES																						
		88 A UMKC		1	3			239 A Grand Canyon		2	3											
		323 A Chicago St.		3	0			221 A Bakersfield		3	1											
		299 A Tex.-Pan American		3	1			63 A New Mexico		0	3											
		186 H Utah Valley		3	1			323 H Chicago St.		3	0											
		163 H Seattle		3	1			88 H UMKC		2	3											

Non-Div. I Games:

New Mexico St.

Average RPI Win:	197	WON-LOST	WINNING	LAST 10		STRENGTH OF	OPP. STRENGTH	TEAM	ADJ	CONF.	ADJ CONF.	
Average RPI Loss:	85	RECORD	PCT. RANK	GAMES		SCHEDULE	OF SCHEDULE	RPI	RPI	RPI	RPI	
DIV. I ONLY		17- 11	.60714	113	6- 4	187	106	133	.52713	125	8	8
DIV. I NON-CONF.		10- 5	.66667	88	0- 1	170	132	111	.53975	106	7	7
<hr/>												
TOTALS	RPI 1-25	RPI 26-50		W-L RECORDS		RPI 51-100		RPI 101-150		RPI 150+		
17- 11	0- 1	0- 3		OVERALL		0- 2		6- 3		11- 2		
8- 4	0- 1	0- 2		HOME		0- 0		4- 0		4- 1		
4- 7	0- 0	0- 1		AWAY		0- 2		2- 3		2- 1		
5- 0	0- 0	0- 0		NEUTRAL		0- 0		0- 0		5- 0		
10- 5	0- 0	0- 0		NON-CONFERENCE		0- 2		4- 1		6- 2		
3- 1	0- 0	0- 0		HOME		0- 0		2- 0		1- 1		
2- 4	0- 0	0- 0		AWAY		0- 2		2- 1		0- 1		
5- 0	0- 0	0- 0		NEUTRAL		0- 0		0- 0		5- 0		
7- 6	0- 1	0- 3		CONFERENCE		0- 0		2- 2		5- 0		
5- 3	0- 1	0- 2		HOME		0- 0		2- 0		3- 0		
2- 3	0- 0	0- 1		AWAY		0- 0		0- 2		2- 0		
0- 0	0- 0	0- 0		NEUTRAL		0- 0		0- 0		0- 0		
<hr/>												
RPI S	Opponent	Score	RPI S	Opponent	Score	RPI S	Opponent	Score	RPI S	Opponent	Score	
23 H	Long Beach St.	1 3	30 A	Hawaii	0 3	52 A	Xavier	1 3	119 A	Oakland	3 0	
			30 H	Hawaii	2 3	63 A	New Mexico	1 3	120 A	UC Santa Barbara	1 3	
			37 H	CSUN	2 3				120 H	UC Santa Barbara	3 2	
									122 A	Eastern Mich.	3 1	
									137 A	UC Davis	1 3	
									137 H	UC Davis	3 0	
									141 A	San Diego St.	0 3	
									142 H	Pepperdine	3 2	
									145 H	Idaho	3 1	
									152 A	Cincinnati	0 3	
									153 N	Duquesne	3 1	
									155 H	Utah St.	2 3	
									191 A	Cal Poly	3 1	
									191 H	Cal Poly	3 0	
									206 H	Army	3 1	
									220 H	Cal St. Fullerton	3 1	
									225 N	Robert Morris	3 0	
									231 N	Bowling Green	3 0	
									261 N	Montana St.	3 0	
									293 A	UC Riverside	3 0	
									293 H	UC Riverside	3 0	
									306 N	Bethune-Cookman	3 0	
<hr/>												
			LAST 10 GAMES									
			137 A	UC Davis	1 3	141 A	San Diego St.	0 3				
			293 H	UC Riverside	3 0	220 H	Cal St. Fullerton	3 1				
			120 A	UC Santa Barbara	1 3	137 H	UC Davis	3 0				
			191 A	Cal Poly	3 1	293 A	UC Riverside	3 0				
			30 H	Hawaii	2 3	191 H	Cal Poly	3 0				

Non-Div. I Games:

UC Irvine

Non-Div. I Games:

Loss, Non-Conf, S Site, H Home, A Away, N Neutral Page 127

Average RPI Win:	199	WON-LOST	WINNING	LAST 10	STRENGTH OF	OPP. STRENGTH	TEAM	ADJ	CONF.	ADJ CONF.	
Average RPI Loss:	113	RECORD	PCT. RANK	GAMES	SCHEDULE	OF SCHEDULE	RPI	RPI	RPI	RPI	
DIV. I ONLY	19- 11	.63333	98	4- 6	158	155	119	.5252	127	10	11
DIV. I NON-CONF.	11- 1	.91667	15	1- 1	180	230	54	.58927	57	13	12
<hr/>											
TOTALS	RPI 1-25	RPI 26-50		W-L RECORDS		RPI 51-100		RPI 101-150		RPI 150+	
19- 11	0- 0	0- 2		OVERALL		2- 3		3- 3		14- 3	
10- 4	0- 0	0- 1		HOME		1- 1		1- 1		8- 1	
5- 7	0- 0	0- 1		AWAY		1- 2		1- 2		3- 2	
4- 0	0- 0	0- 0		NEUTRAL		0- 0		1- 0		3- 0	
<hr/>											
11- 1	0- 0	0- 0		NON-CONFERENCE		1- 1		2- 0		8- 0	
5- 0	0- 0	0- 0		HOME		0- 0		0- 0		5- 0	
2- 1	0- 0	0- 0		AWAY		1- 1		1- 0		0- 0	
4- 0	0- 0	0- 0		NEUTRAL		0- 0		1- 0		3- 0	
<hr/>											
8- 10	0- 0	0- 2		CONFERENCE		1- 2		1- 3		6- 3	
5- 4	0- 0	0- 1		HOME		1- 1		1- 1		3- 1	
3- 6	0- 0	0- 1		AWAY		0- 1		0- 2		3- 2	
0- 0	0- 0	0- 0		NEUTRAL		0- 0		0- 0		0- 0	
<hr/>											
RPI	S	Opponent	Score	RPI	S	Opponent	Score	RPI	S	Opponent	Score
				41	A	UALR	0 3	58	A	Baylor	1 3
				41	H	UALR	1 3	68	H	Arkansas St.	2 3
								79	A	Texas-Arlington	1 3
								79	H	Texas-Arlington	3 0
								91	A	Rice	3 2

Non-Div. I Games:

La.-Lafayette

Average RPI Win: 232		WON-LOST	WINNING	LAST 10	STRENGTH OF		OPP. STRENGTH	TEAM	ADJ	CONF.	ADJ CONF.
Average RPI Loss: 113		RECORD	PCT. RANK	GAMES	SCHEDULE		OF SCHEDULE	RPI	RPI	RPI	RPI
DIV. I ONLY		20- 7	.74074	52	6- 4		264	196	126	.52495	128
DIV. I NON-CONF.		9- 2	.81818	36	0- 0		207	167	83	.56255	84
TOTALS		RPI 1-25	RPI 26-50		W-L RECORDS		RPI 51-100		RPI 101-150		RPI 150+
20- 7	0- 0	0- 2		OVERALL		1- 1		1- 3		18- 1	
10- 1	0- 0	0- 0		HOME		0- 0		0- 1		10- 0	
6- 6	0- 0	0- 2		AWAY		0- 1		1- 2		5- 1	
4- 0	0- 0	0- 0		NEUTRAL		1- 0		0- 0		3- 0	
9- 2	0- 0	0- 2		NON-CONFERENCE		1- 0		0- 0		8- 0	
3- 0	0- 0	0- 0		HOME		0- 0		0- 0		3- 0	
2- 2	0- 0	0- 2		AWAY		0- 0		0- 0		2- 0	
4- 0	0- 0	0- 0		NEUTRAL		1- 0		0- 0		3- 0	
11- 5	0- 0	0- 0		CONFERENCE		0- 1		1- 3		10- 1	
7- 1	0- 0	0- 0		HOME		0- 0		0- 1		7- 0	
4- 4	0- 0	0- 0		AWAY		0- 1		1- 2		3- 1	
0- 0	0- 0	0- 0		NEUTRAL		0- 0		0- 0		0- 0	
RPI S	Opponent	Score	RPI S	Opponent	Score	RPI S	Opponent	Score	RPI S	Opponent	Score
30 A	Hawaii	0 3	30 A	Hawaii	0 3	53 N	Tulsa	3 1	109 A	Idaho St.	1 3
30 A	Hawaii	0 3				92 A	Northern Colo.	1 3	109 H	Idaho St.	2 3
									117 A	North Dakota	3 0
									145 A	Idaho	0 3
									167 N	A&M-Corpus Christi	3 1
									200 A	Houston Baptist	3 1
									207 A	Portland St.	3 0
									207 H	Portland St.	3 1
									224 H	Eastern Wash.	3 1
									228 A	Southern Utah	3 1
									228 H	Southern Utah	3 0
									239 H	Grand Canyon	3 0
									240 N	Chattanooga	3 0
									258 H	Montana	3 0
									261 H	Montana St.	3 0
									272 H	Albany (NY)	3 0
									273 A	Sacramento St.	1 3
									273 H	Sacramento St.	3 0
									285 N	Lamar	3 1
									291 A	Weber St.	3 0
									291 H	Weber St.	3 0
									293 H	UC Riverside	3 1
									299 A	Tex.-Pan American	3 0
			LAST 10 GAMES								
207 A	Portland St.	3 0	109 H	Idaho St.	2 3	207 A	Portland St.	3 0	109 H	Idaho St.	2 3
273 A	Sacramento St.	1 3	92 A	Northern Colo.	1 3	273 A	Sacramento St.	1 3	92 A	Northern Colo.	1 3
228 H	Southern Utah	3 0	117 A	North Dakota	3 0	228 H	Southern Utah	3 0	117 A	North Dakota	3 0
224 H	Eastern Wash.	3 1	109 A	Idaho St.	1 3	224 H	Eastern Wash.	3 1	109 A	Idaho St.	1 3
291 H	Weber St.	3 0	291 A	Weber St.	3 0	291 H	Weber St.	3 0	291 A	Weber St.	3 0

Non-Div. I Games:

Northern Ariz.

Average RPI Win: 209		WON-LOST RECORD		WINNING PCT. RANK		LAST 10 GAMES		STRENGTH OF SCHEDULE		OPP. STRENGTH OF SCHEDULE		TEAM RPI		ADJ RPI		CONF. RPI		ADJ CONF. RPI	
DIV. I ONLY		20- 9		.68966 73		7- 3		236		143		124		.52493 129		19		19	
DIV. I NON-CONF.		11- 4		.73333 63		1- 0		240		104		112		.53492 116		21		21	
TOTALS		RPI 1-25		RPI 26-50		W-L RECORDS		RPI 51-100		RPI 101-150		RPI 150+							
20- 9		0- 0		1- 1		OVERALL		1- 6		1- 0		17- 2							
9- 6		0- 0		0- 1		HOME		0- 4		0- 0		9- 1							
8- 2		0- 0		1- 0		AWAY		1- 2		1- 0		5- 0							
3- 1		0- 0		0- 0		NEUTRAL		0- 0		0- 0		3- 1							
11- 4		0- 0		1- 1		NON-CONFERENCE		0- 2		1- 0		9- 1							
5- 3		0- 0		0- 1		HOME		0- 2		0- 0		5- 0							
3- 0		0- 0		1- 0		AWAY		0- 0		1- 0		1- 0							
3- 1		0- 0		0- 0		NEUTRAL		0- 0		0- 0		3- 1							
9- 5		0- 0		0- 0		CONFERENCE		1- 4		0- 0		8- 1							
4- 3		0- 0		0- 0		HOME		0- 2		0- 0		4- 1							
5- 2		0- 0		0- 0		AWAY		1- 2		0- 0		4- 0							
0- 0		0- 0		0- 0		NEUTRAL		0- 0		0- 0		0- 0							
RPI S	Opponent	Score		RPI S	Opponent	Score		RPI S	Opponent	Score		RPI S	Opponent	Score					
28 H	Alabama	0 3		65 A	George Washington	3 1		105 A	Missouri	3 2									
47 A	Purdue	3 2		72 A	VCU	2 3		153 A	Duquesne	3 2									
				72 H	VCU	1 3		153 H	Duquesne	3 2									
				76 H	UNI	2 3		157 H	Rhode Island	3 1									
				77 A	Dayton	1 3		172 H	Indiana St.	3 1									
				77 H	Dayton	1 3		175 N	Notre Dame	1 3									
				84 H	Memphis	1 3		194 N	UTEP	3 0									
								211 H	Air Force	3 1									
								227 N	Eastern Ill.	3 1									
								237 H	Omaha	3 0									
								243 H	Southeast Mo. St.	3 0									
								257 A	La Salle	3 0									
								257 H	La Salle	3 0									
								260 A	Davidson	3 0									
								260 H	Davidson	2 3									
								278 A	Western Ill.	3 0									
								283 A	George Mason	3 0									
								288 H	Canisius	3 1									
								298 N	Morehead St.	3 0									
								301 H	Fordham	3 0									
				LAST 10 GAMES															
257 H	La Salle	3 0		77 A	Dayton	1 3													
153 H	Duquesne	3 2		301 H	Fordham	3 0													
77 H	Dayton	1 3		157 H	Rhode Island	3 1													
72 A	VCU	2 3		172 H	Indiana St.	3 1													
260 A	Davidson	3 0		283 A	George Mason	3 0													

Non-Div. I Games:

Saint Louis

Average RPI Win:	216	WON-LOST	WINNING	LAST 10	STRENGTH OF		OPP. STRENGTH	TEAM	ADJ		CONF.	ADJ CONF.	
Average RPI Loss:	119	RECORD	PCT. RANK	GAMES	SCHEDULE		OF SCHEDULE	RPI	RPI	RPI	RPI		
DIV. I ONLY		18- 11	.62069	102	5- 5		133	214	123	.52449	130	15	15
DIV. I NON-CONF.		9- 4	.69231	85	0- 0		130	281	99	.53917	109	12	13
TOTALS		RPI 1-25	RPI 26-50		W-L RECORDS		RPI 51-100		RPI 101-150		RPI 150+		
18- 11	0- 0	0- 2		OVERALL		1- 4		0- 2		17- 3			
8- 3	0- 0	0- 1		HOME		0- 1		0- 0		8- 1			
7- 5	0- 0	0- 1		AWAY		1- 1		0- 2		6- 1			
3- 3	0- 0	0- 0		NEUTRAL		0- 2		0- 0		3- 1			
9- 4	0- 0	0- 0		NON-CONFERENCE		1- 2		0- 0		8- 2			
2- 1	0- 0	0- 0		HOME		0- 0		0- 0		2- 1			
4- 0	0- 0	0- 0		AWAY		1- 0		0- 0		3- 0			
3- 3	0- 0	0- 0		NEUTRAL		0- 2		0- 0		3- 1			
9- 7	0- 0	0- 2		CONFERENCE		0- 2		0- 2		9- 1			
6- 2	0- 0	0- 1		HOME		0- 1		0- 0		6- 0			
3- 5	0- 0	0- 1		AWAY		0- 1		0- 2		3- 1			
0- 0	0- 0	0- 0		NEUTRAL		0- 0		0- 0		0- 0			
RPI S	Opponent	Score	RPI S	Opponent	Score	RPI S	Opponent	Score	RPI S	Opponent	Score		
			42 A	Western Ky.	1 3	66 A	UTSA	1 3	108 A	North Texas	1 3		
			42 H	Western Ky.	0 3	71 A	FGCU	3 1	149 A	Marshall	2 3		
						85 N	Coastal Caro.	2 3	162 A	Jacksonville	3 0		
						88 N	UMKC	1 3	170 A	Southern Miss.	0 3		
						91 H	Rice	0 3	170 H	Southern Miss.	3 0		
									178 A	Charlotte	3 1		
									178 H	Charlotte	3 0		
									179 A	North Florida	3 0		
									183 H	Stetson	3 1		
									189 N	Howard	2 3		
									194 A	UTEP	3 0		
									201 A	Tulane	3 0		
									209 H	Middle Tenn.	3 0		
									232 H	UAB	3 0		
									249 A	FIU	3 1		
									249 H	FIU	3 1		
									255 N	Southeastern La.	3 1		
									270 H	Louisiana Tech	3 0		
									275 H	McNeese St.	2 3		
									287 N	Alabama St.	3 0		
									306 H	Bethune-Cookman	3 0		
									306 N	Bethune-Cookman	3 0		
			LAST 10 GAMES										
			270 H	Louisiana Tech	3 0	249 H	FIU	3 1					
			170 A	Southern Miss.	0 3	42 A	Western Ky.	1 3					
			149 A	Marshall	2 3	108 A	North Texas	1 3					
			91 H	Rice	0 3	209 H	Middle Tenn.	3 0					
			178 H	Charlotte	3 0	170 H	Southern Miss.	3 0					

Non-Div. I Games:

Fla. Atlantic

Average RPI Win:		199	WON-LOST RECORD		WINNING PCT. RANK		LAST 10 GAMES		STRENGTH OF SCHEDULE		OPP. STRENGTH OF SCHEDULE		TEAM RPI		ADJ RPI		CONF. RPI		ADJ CONF. RPI				
DIV. I ONLY			15- 14		.51724	170	6- 4		89		85		130		.52442		131	14		14			
DIV. I NON-CONF.			6- 6		.5	164	0- 0		61		25		92		.55746		88	10		10			
TOTALS		RPI 1-25		RPI 26-50		W-L RECORDS		RPI 51-100		RPI 101-150		RPI 150+											
15- 14		0- 4		0- 3		OVERALL		2- 5		2- 0		11- 2											
7- 5		0- 1		0- 1		HOME		1- 2		1- 0		5- 1											
7- 6		0- 1		0- 2		AWAY		1- 2		0- 0		6- 1											
1- 3		0- 2		0- 0		NEUTRAL		0- 1		1- 0		0- 0											
6- 6		0- 4		0- 1		NON-CONFERENCE		0- 1		2- 0		4- 0											
2- 1		0- 1		0- 0		HOME		0- 0		1- 0		1- 0											
3- 2		0- 1		0- 1		AWAY		0- 0		0- 0		3- 0											
1- 3		0- 2		0- 0		NEUTRAL		0- 1		1- 0		0- 0											
9- 8		0- 0		0- 2		CONFERENCE		2- 4		0- 0		7- 2											
5- 4		0- 0		0- 1		HOME		1- 2		0- 0		4- 1											
4- 4		0- 0		0- 1		AWAY		1- 2		0- 0		3- 1											
0- 0		0- 0		0- 0		NEUTRAL		0- 0		0- 0		0- 0											
RPI	S	Opponent		Score		RPI	S	Opponent		Score		RPI	S	Opponent		Score							
5	N	North Carolina		0	3	33	A	Ohio St.		1	3	67	A	Wichita St.		0	3	101	N	Auburn		3	0
9	A	Illinois		0	3	44	A	Illinois St.		1	3	67	H	Wichita St.		0	3	149	H	Marshall		3	1
18	H	Kansas St.		0	3	44	H	Illinois St.		0	3	71	N	FGCU		2	3	172	A	Indiana St.		2	3
23	N	Long Beach St.		1	3							76	A	UNI		0	3	172	H	Indiana St.		3	1
												76	H	UNI		3	2	198	A	Drake		3	1
												87	A	Missouri St.		3	2	198	H	Drake		3	0
												87	H	Missouri St.		0	3	208	H	IPFW		3	1
																		209	A	Middle Tenn.		3	1
																		222	A	Loyola Chicago		3	0
																		222	H	Loyola Chicago		1	3
																		243	A	Southeast Mo. St.		3	2
																		264	A	UT Martin		3	0
																		267	H	Evansville		3	1
																		294	A	Bradley		3	0
																		294	H	Bradley		3	0
						LAST 10 GAMES																	
						67	A	Wichita St.		0	3	294	A	Bradley		3	0						
						87	A	Missouri St.		3	2	44	H	Illinois St.		0	3						
						198	H	Drake		3	0	172	H	Indiana St.		3	1						
						76	H	UNI		3	2	87	H	Missouri St.		0	3						
						222	A	Loyola Chicago		3	0	67	H	Wichita St.		0	3						

Non-Div. I Games:

Southern Ill.

Average RPI Win:	259	WON-LOST	WINNING	LAST 10	STRENGTH OF	OPP. STRENGTH	TEAM	ADJ	CONF.	ADJ CONF.	
Average RPI Loss:	88	RECORD	PCT. RANK	GAMES	SCHEDULE	OF SCHEDULE	RPI	RPI	RPI	RPI	
DIV. I ONLY	23- 7	.76667	40	10- 0	291	244	137	.52374	132	26	26
DIV. I NON-CONF.	6- 7	.46154	183	0- 0	196	178	203	.47957	193	26	25
<hr/>											
TOTALS	RPI 1-25	RPI 26-50		W-L RECORDS		RPI 51-100		RPI 101-150		RPI 150+	
23- 7	0- 0	0- 1		OVERALL		0- 4		1- 2		22- 0	
9- 1	0- 0	0- 0		HOME		0- 0		1- 1		8- 0	
10- 2	0- 0	0- 0		AWAY		0- 2		0- 0		10- 0	
4- 4	0- 0	0- 1		NEUTRAL		0- 2		0- 1		4- 0	
<hr/>											
6- 7	0- 0	0- 1		NON-CONFERENCE		0- 4		0- 2		6- 0	
1- 1	0- 0	0- 0		HOME		0- 0		0- 1		1- 0	
2- 2	0- 0	0- 0		AWAY		0- 2		0- 0		2- 0	
3- 4	0- 0	0- 1		NEUTRAL		0- 2		0- 1		3- 0	
<hr/>											
17- 0	0- 0	0- 0		CONFERENCE		0- 0		1- 0		16- 0	
8- 0	0- 0	0- 0		HOME		0- 0		1- 0		7- 0	
8- 0	0- 0	0- 0		AWAY		0- 0		0- 0		8- 0	
1- 0	0- 0	0- 0		NEUTRAL		0- 0		0- 0		1- 0	
<hr/>											
RPI S	Opponent	Score	RPI S	Opponent	Score	RPI S	Opponent	Score	RPI S	Opponent	Score
			48 N	Michigan	1 3	70 A	Arkansas	0 3	108 H	North Texas	0 3
						88 N	UMKC	1 3	115 N	Valparaiso	1 3
						91 A	Rice	1 3	124 H	Central Ark.	3 0
						93 N	Louisville	0 3	167 A	A&M-Corpus Christi	3 1
									184 H	Sam Houston St.	3 2
									200 A	Houston Baptist	3 0
									242 A	Northwestern St.	3 1
									242 H	Northwestern St.	3 0
									250 H	La.-Monroe	3 2
									253 A	Incarnate Word	3 0
									253 H	Incarnate Word	3 0
									255 H	Southeastern La.	3 0
									266 N	Texas Southern	3 0
									270 A	Louisiana Tech	3 1
									275 A	McNeese St.	3 0
									282 N	Tennessee St.	3 0
									285 A	Lamar	3 0
									285 H	Lamar	3 0
									286 A	Nicholls St.	3 0
									297 A	Abilene Christian	3 0
									297 H	Abilene Christian	3 0
									299 N	Tex.-Pan American	3 1
									302 A	South Dakota St.	3 2
									320 H	New Orleans	3 0
									320 N	New Orleans	3 0
<hr/>											
			LAST 10 GAMES								
			253 A	Incarnate Word	3 0	285 H	Lamar	3 0	302 A	South Dakota St.	3 2
			297 A	Abilene Christian	3 0	184 H	Sam Houston St.	3 2	320 H	New Orleans	3 0
			242 A	Northwestern St.	3 1	242 H	Northwestern St.	3 0	320 N	New Orleans	3 0
			285 A	Lamar	3 0	320 H	New Orleans	3 0			
			124 H	Central Ark.	3 0	255 H	Southeastern La.	3 0			

Non-Div. I Games:

Stephen F. Austin

Average RPI Win:	217	WON-LOST	WINNING	LAST 10	STRENGTH OF	OPP. STRENGTH	TEAM	ADJ	CONF.	ADJ CONF.	
Average RPI Loss:	102	RECORD	PCT. RANK	GAMES	SCHEDULE	OF SCHEDULE	RPI	RPI	RPI	RPI	
DIV. I ONLY	16- 13	.55172	144	6- 4	106	182	136	.52313	133	13	13
DIV. I NON-CONF.	8- 5	.61538	117	0- 0	142	192	124	.53205	121	17	17
<hr/>											
TOTALS	RPI 1-25	RPI 26-50		W-L RECORDS	RPI 51-100		RPI 101-150		RPI 150+		
16- 13	0- 0	0- 1		OVERALL	1- 6		2- 4		13- 2		
9- 6	0- 0	0- 0		HOME	0- 3		1- 2		8- 1		
4- 6	0- 0	0- 1		AWAY	0- 2		0- 2		4- 1		
3- 1	0- 0	0- 0		NEUTRAL	1- 1		1- 0		1- 0		
<hr/>											
8- 5	0- 0	0- 1		NON-CONFERENCE	1- 2		1- 1		6- 1		
4- 3	0- 0	0- 0		HOME	0- 1		0- 1		4- 1		
1- 1	0- 0	0- 1		AWAY	0- 0		0- 0		1- 0		
3- 1	0- 0	0- 0		NEUTRAL	1- 1		1- 0		1- 0		
<hr/>											
8- 8	0- 0	0- 0		CONFERENCE	0- 4		1- 3		7- 1		
5- 3	0- 0	0- 0		HOME	0- 2		1- 1		4- 0		
3- 5	0- 0	0- 0		AWAY	0- 2		0- 2		3- 1		
0- 0	0- 0	0- 0		NEUTRAL	0- 0		0- 0		0- 0		
<hr/>											
RPI S	Opponent	Score	RPI S	Opponent	Score	RPI S	Opponent	Score	RPI S	Opponent	Score
			26 A	Marquette	0 3	65 H	George Washington	0 3	104 A	Hofstra	0 3
						66 N	UTSA	3 0	104 H	Hofstra	3 0
						82 A	Towson	0 3	106 A	UNCW	1 3
						82 H	Towson	2 3	106 H	UNCW	1 3
						91 N	Rice	1 3	144 H	Liberty	1 3
						96 A	Col. of Charleston	0 3	148 N	Princeton	3 2
						96 H	Col. of Charleston	1 3	158 H	Villanova	0 3
									168 A	Delaware	2 3
									168 H	Delaware	3 2
									177 H	Hampton	3 1
									182 A	Rutgers	3 2
									223 A	Northeastern	3 0
									223 H	Northeastern	3 0
									244 A	William & Mary	3 0
									244 H	William & Mary	3 0
									255 H	Southeastern La.	3 1
									265 N	Akron	3 0
									274 A	Elon	3 2
									274 H	Elon	3 1
									303 H	Charleston So.	3 1
									318 H	Norfolk St.	3 0
<hr/>											
			LAST 10 GAMES								
			223 A	Northeastern	3 0	106 A	UNCW	1 3			
			104 A	Hofstra	0 3	96 A	Col. of Charleston	0 3			
			82 H	Towson	2 3	244 H	William & Mary	3 0			
			168 H	Delaware	3 2	104 H	Hofstra	3 0			
			274 A	Elon	3 2	223 H	Northeastern	3 0			

Non-Div. I Games:

James Madison

Average RPI Win: 248		WON-LOST	WINNING	LAST 10	STRENGTH OF		OPP. STRENGTH	TEAM	ADJ	CONF.	ADJ CONF.						
Average RPI Loss: 201		RECORD	PCT. RANK	GAMES	SCHEDULE		OF SCHEDULE	RPI	RPI	RPI	RPI						
DIV. I ONLY		23- 5	.82143	20	9- 1		277	288	116	.52247	134	25	25				
DIV. I NON-CONF.		9- 3	.75	56	0- 0		275	322	145	.50526	147	24	24				
<hr/>																	
TOTALS		RPI 1-25		RPI 26-50		W-L RECORDS		RPI 51-100		RPI 101-150		RPI 150+					
23- 5		0- 0		0- 0		OVERALL		0- 1		1- 1		22- 3					
8- 0		0- 0		0- 0		HOME		0- 0		0- 0		8- 0					
9- 3		0- 0		0- 0		AWAY		0- 0		1- 1		8- 2					
6- 2		0- 0		0- 0		NEUTRAL		0- 1		0- 0		6- 1					
9- 3		0- 0		0- 0		NON-CONFERENCE		0- 1		1- 1		8- 1					
0- 0		0- 0		0- 0		HOME		0- 0		0- 0		0- 0					
3- 1		0- 0		0- 0		AWAY		0- 0		1- 1		2- 0					
6- 2		0- 0		0- 0		NEUTRAL		0- 1		0- 0		6- 1					
14- 2		0- 0		0- 0		CONFERENCE		0- 0		0- 0		14- 2					
8- 0		0- 0		0- 0		HOME		0- 0		0- 0		8- 0					
6- 2		0- 0		0- 0		AWAY		0- 0		0- 0		6- 2					
0- 0		0- 0		0- 0		NEUTRAL		0- 0		0- 0		0- 0					
RPI	S	Opponent		Score	RPI	S	Opponent		Score	RPI	S	Opponent		Score			
							65	N	George Washington	1	3		115	A	Valparaiso	1	3
													144	A	Liberty	3	1
													169	A	Belmont	3	0
													187	H	Eastern Ky.	3	1
													189	N	Howard	3	0
													227	A	Eastern Ill.	3	1
													227	H	Eastern Ill.	3	1
													230	A	SIUE	3	1
													230	H	SIUE	3	0
													240	A	Chattanooga	3	2
													243	A	Southeast Mo. St.	3	0
													243	H	Southeast Mo. St.	3	0
													247	H	Jacksonville St.	3	0
													254	N	USC Upstate	3	0
													256	A	Austin Peay	0	3
													256	H	Austin Peay	3	0
													264	A	UT Martin	3	0
													264	H	UT Martin	3	1
													273	N	Sacramento St.	1	3
													276	H	Tennessee Tech	3	0
													281	N	Wright St.	3	0
													282	A	Tennessee St.	3	0
													287	A	Alabama St.	3	1
													298	A	Morehead St.	1	3
													313	N	Southern U.	3	0
													330	N	Mississippi Val.	3	0
													331	N	South Carolina St.	3	0
					LAST 10 GAMES												

Non-Div. I Games:

Murray St.

Average RPI Win:		157	WON-LOST RECORD		WINNING PCT. RANK		LAST 10 GAMES		STRENGTH OF SCHEDULE		OPP. STRENGTH OF SCHEDULE		TEAM RPI		ADJ RPI		CONF. RPI		ADJ CONF. RPI				
DIV. I ONLY			11- 14		.44 207		4- 6		46		92		125		.52161 135		4		4				
DIV. I NON-CONF.			5- 6		.45455 197		0- 0		33		220		110		.53157 122		4		4				
TOTALS		RPI 1-25		RPI 26-50		W-L RECORDS		RPI 51-100		RPI 101-150		RPI 150+											
11- 14		0- 3		0- 1		OVERALL		4- 5		2- 1		5- 4											
6- 4		0- 2		0- 1		HOME		1- 0		1- 0		4- 1											
3- 8		0- 1		0- 0		AWAY		2- 4		0- 1		1- 2											
2- 2		0- 0		0- 0		NEUTRAL		1- 1		1- 0		0- 1											
5- 6		0- 0		0- 0		NON-CONFERENCE		2- 3		1- 0		2- 3											
2- 1		0- 0		0- 0		HOME		0- 0		0- 0		2- 1											
1- 3		0- 0		0- 0		AWAY		1- 2		0- 0		0- 1											
2- 2		0- 0		0- 0		NEUTRAL		1- 1		1- 0		0- 1											
6- 8		0- 3		0- 1		CONFERENCE		2- 2		1- 1		3- 1											
4- 3		0- 2		0- 1		HOME		1- 0		1- 0		2- 0											
2- 5		0- 1		0- 0		AWAY		1- 2		0- 1		1- 1											
0- 0		0- 0		0- 0		NEUTRAL		0- 0		0- 0		0- 0											
RPI	S	Opponent		Score		RPI	S	Opponent		Score		RPI	S	Opponent		Score							
5	A	North Carolina		0 3		27	H	Miami (FL)		0 3		51	N	Minnesota		2 3		113	N	Northern Ky.		3 0	
5	H	North Carolina		0 3								54	A	Pittsburgh		0 3		121	A	Georgia Tech		2 3	
22	H	Duke		0 3								60	N	Temple		3 2		143	H	Wake Forest		3 1	
												64	A	LIU Brooklyn		2 3		151	H	Marist		2 3	
												69	A	Harvard		2 3		175	A	Notre Dame		2 3	
												80	A	Yale		3 0		175	H	Notre Dame		3 2	
												93	A	Louisville		3 2		213	A	Syracuse		3 1	
												94	H	Clemson		3 0		213	H	Syracuse		3 0	
												95	A	North Carolina St.		1 3		223	A	Northeastern		1 3	
																		262	H	Hartford		3 0	
																		272	N	Albany (NY)		2 3	
																		284	H	Holy Cross		3 0	
						LAST 10 GAMES																	
						213	A	Syracuse		3 1		95	A	North Carolina St.		1 3							
						121	A	Georgia Tech		2 3		5	A	North Carolina		0 3							
						94	H	Clemson		3 0		175	A	Notre Dame		2 3							
						5	H	North Carolina		0 3		143	H	Wake Forest		3 1							
						175	H	Notre Dame		3 2		27	H	Miami (FL)		0 3							

Non-Div. I Games:

Boston College

Average RPI Win:		216	WON-LOST RECORD		WINNING PCT. RANK		LAST 10 GAMES		STRENGTH OF SCHEDULE		OPP. STRENGTH OF SCHEDULE		TEAM RPI		ADJ RPI		CONF. RPI		ADJ CONF. RPI	
DIV. I ONLY			16- 11		.59259 122		7- 3		175		111		135		.52039 136		11		10	
DIV. I NON-CONF.			7- 5		.58333 130		0- 0		137		98		121		.53022 124		11		11	
TOTALS		RPI 1-25		RPI 26-50		W-L RECORDS		RPI 51-100		RPI 101-150		RPI 150+								
16- 11		0- 3		0- 0		OVERALL		1- 5		1- 2		14- 1								
7- 4		0- 2		0- 0		HOME		1- 2		0- 0		6- 0								
5- 5		0- 1		0- 0		AWAY		0- 2		1- 1		4- 1								
4- 2		0- 0		0- 0		NEUTRAL		0- 1		0- 1		4- 0								
7- 5		0- 1		0- 0		NON-CONFERENCE		0- 2		1- 2		6- 0								
1- 2		0- 1		0- 0		HOME		0- 1		0- 0		1- 0								
2- 1		0- 0		0- 0		AWAY		0- 0		1- 1		1- 0								
4- 2		0- 0		0- 0		NEUTRAL		0- 1		0- 1		4- 0								
9- 6		0- 2		0- 0		CONFERENCE		1- 3		0- 0		8- 1								
6- 2		0- 1		0- 0		HOME		1- 1		0- 0		5- 0								
3- 4		0- 1		0- 0		AWAY		0- 2		0- 0		3- 1								
0- 0		0- 0		0- 0		NEUTRAL		0- 0		0- 0		0- 0								
RPI	S	Opponent		Score		RPI	S	Opponent		Score		RPI	S	Opponent		Score				
4	H	Washington		0	3							105	N	Missouri		0	3			
12	A	Colorado St.		0	3							124	A	Central Ark.		3	1			
12	H	Colorado St.		0	3							145	A	Idaho		1	3			
												155	H	Utah St.		3	1			
												167	A	A&M-Corpus Christi		3	0			
												207	H	Portland St.		3	1			
												211	A	Air Force		1	3			
												211	H	Air Force		3	0			
												224	N	Eastern Wash.		3	0			
												226	A	Fresno St.		3	0			
												226	H	Fresno St.		3	0			
												237	N	Omaha		3	0			
												248	A	Nevada		3	0			
												248	H	Nevada		3	0			
												250	N	La.-Monroe		3	0			
												253	N	Incarnate Word		3	0			
												311	A	San Jose St.		3	0			
												311	H	San Jose St.		3	1			
LAST 10 GAMES																				
226 A Fresno St.						3	0	62 A Wyoming						2	3					
248 A Nevada						3	0	12 A Colorado St.						0	3					
311 A San Jose St.						3	0	226 H Fresno St.						3	0					
211 H Air Force						3	0	155 H Utah St.						3	1					
63 H New Mexico						1	3	311 H San Jose St.						3	1					

Non-Div. I Games:

Boise St.

Average RPI Win:	198	WON-LOST RECORD	WINNING PCT. RANK	LAST 10 GAMES	STRENGTH OF SCHEDULE	OPP. STRENGTH OF SCHEDULE	TEAM RPI	ADJ RPI	CONF. RPI	ADJ CONF. RPI	
Average RPI Loss:	90										
DIV. I ONLY	15- 11	.57692	132	8- 2	173	110	139	.51997	137	8	8
DIV. I NON-CONF.	5- 8	.38462	230	0- 0	131	122	194	.47951	194	7	7
<hr/>											
TOTALS	RPI 1-25	RPI 26-50		W-L RECORDS	RPI 51-100		RPI 101-150		RPI 150+		
15- 11	0- 2	1- 1		OVERALL	0- 4		3- 3		11- 1		
7- 1	0- 0	0- 1		HOME	0- 0		2- 0		5- 0		
7- 6	0- 2	1- 0		AWAY	0- 2		1- 2		5- 0		
1- 4	0- 0	0- 0		NEUTRAL	0- 2		0- 1		1- 1		
<hr/>											
5- 8	0- 1	0- 0		NON-CONFERENCE	0- 4		0- 2		5- 1		
2- 0	0- 0	0- 0		HOME	0- 0		0- 0		2- 0		
2- 4	0- 1	0- 0		AWAY	0- 2		0- 1		2- 0		
1- 4	0- 0	0- 0		NEUTRAL	0- 2		0- 1		1- 1		
<hr/>											
10- 3	0- 1	1- 1		CONFERENCE	0- 0		3- 1		6- 0		
5- 1	0- 0	0- 1		HOME	0- 0		2- 0		3- 0		
5- 2	0- 1	1- 0		AWAY	0- 0		1- 1		3- 0		
0- 0	0- 0	0- 0		NEUTRAL	0- 0		0- 0		0- 0		
<hr/>											
RPI S	Opponent	Score	RPI S	Opponent	Score	RPI S	Opponent	Score	RPI S	Opponent	Score
4 A	Washington	0 3	30 H	Hawaii	0 3	61 N	UNLV	0 3	120 A	UC Santa Barbara	3 0
23 A	Long Beach St.	1 3	37 A	CSUN	3 2	62 N	Wyoming	1 3	120 H	UC Santa Barbara	3 2
						91 A	Rice	0 3	125 A	UC Irvine	0 3
						92 A	Northern Colo.	2 3	125 H	UC Irvine	3 1
						127 N La.-Lafayette 1 3					
						150 A St. Mary's (CA) 1 3					
						163 A Seattle 3 0					
						177 N Hampton 3 1					
						191 A Cal Poly 3 1					
						191 H Cal Poly 3 1					
						220 A Cal St. Fullerton 3 2					
						220 H Cal St. Fullerton 3 0					
						226 N Fresno St. 2 3					
						234 H Portland 3 0					
						273 A Sacramento St. 3 2					
						293 A UC Riverside 3 0					
						293 H UC Riverside 3 0					
						311 H San Jose St. 3 0					
<hr/>											
			LAST 10 GAMES								
			125 H UC Irvine 3 1			23 A Long Beach St. 1 3					
			220 H Cal St. Fullerton 3 0			37 A CSUN 3 2					
			293 A UC Riverside 3 0			125 A UC Irvine 0 3					
			191 H Cal Poly 3 1			220 A Cal St. Fullerton 3 2					
			120 H UC Santa Barbara 3 2			293 H UC Riverside 3 0					

Non-Div. I Games:

UC Davis

Average RPI Win:		161	WON-LOST	WINNING	LAST 10	STRENGTH OF		OPP. STRENGTH	TEAM	ADJ	CONF.	ADJ CONF.
Average RPI Loss:		76	RECORD	PCT. RANK	GAMES	SCHEDULE		OF SCHEDULE	RPI	RPI	RPI	RPI
DIV. I ONLY		12- 16		.42857	212	2- 8		79	52	144	.51727	138
DIV. I NON-CONF.		7- 5		.58333	130	0- 0		116	56	107	.54463	101
TOTALS		RPI 1-25		RPI 26-50		W-L RECORDS		RPI 51-100		RPI 101-150		RPI 150+
12- 16		0- 4		3- 4		OVERALL		0- 4		3- 2		6- 2
7- 4		0- 1		3- 1		HOME		0- 1		2- 1		2- 0
1- 10		0- 2		0- 3		AWAY		0- 3		1- 1		0- 1
4- 2		0- 1		0- 0		NEUTRAL		0- 0		0- 0		4- 1
7- 5		0- 2		1- 1		NON-CONFERENCE		0- 1		1- 0		5- 1
3- 0		0- 0		1- 0		HOME		0- 0		1- 0		1- 0
0- 3		0- 1		0- 1		AWAY		0- 1		0- 0		0- 0
4- 2		0- 1		0- 0		NEUTRAL		0- 0		0- 0		4- 1
5- 11		0- 2		2- 3		CONFERENCE		0- 3		2- 2		1- 1
4- 4		0- 1		2- 1		HOME		0- 1		1- 1		1- 0
1- 7		0- 1		0- 2		AWAY		0- 2		1- 1		0- 1
0- 0		0- 0		0- 0		NEUTRAL		0- 0		0- 0		0- 0
RPI S	Opponent	Score	RPI S	Opponent	Score	RPI S	Opponent	Score	RPI S	Opponent	Score	
17 N	UCLA	0 3	30 A	Hawaii	1 3	55 A	Pacific	0 3	112 H	Georgia	3 1	
21 A	BYU	1 3	34 A	Loyola Marymount	2 3	81 A	Gonzaga	2 3	142 A	Pepperdine	3 1	
21 H	BYU	0 3	34 H	Loyola Marymount	1 3	81 H	Gonzaga	2 3	142 H	Pepperdine	1 3	
23 A	Long Beach St.	1 3	43 A	San Diego	1 3	90 A	Denver	2 3	150 A	St. Mary's (CA)	1 3	
			43 H	San Diego	3 0				150 H	St. Mary's (CA)	3 0	
			45 H	Santa Clara	3 0				155 N	Utah St.	1 3	
			46 H	SMU	3 0				194 N	UTEP	3 2	
									206 N	Army	3 0	
									214 N	Campbell	3 1	
									234 A	Portland	2 3	
									234 H	Portland	3 2	
									248 N	Nevada	3 0	
									301 H	Fordham	3 0	
LAST 10 GAMES												
	34 H	Loyola Marymount	1	3		43 H	San Diego	3	0			
	142 H	Pepperdine	1	3		150 A	St. Mary's (CA)	1	3			
	81 A	Gonzaga	2	3		55 A	Pacific	0	3			
	234 A	Portland	2	3		142 A	Pepperdine	3	1			
	21 H	BYU	0	3		34 A	Loyola Marymount	2	3			

Non-Div. I Games:

San Francisco

Average RPI Win: 200		WON-LOST	WINNING	LAST 10	STRENGTH OF		OPP. STRENGTH	TEAM	ADJ	CONF.	ADJ CONF.
Average RPI Loss: 93		RECORD	PCT. RANK	GAMES	SCHEDULE		OF SCHEDULE	RPI	RPI	RPI	RPI
DIV. I ONLY		14- 14	.5 174	5- 5	86		139	138	.51502	139	7 7
DIV. I NON-CONF.		8- 4	.66667 88	0- 0	132		257	104	.54106	104	8 8
TOTALS		RPI 1-25	RPI 26-50	W-L RECORDS	RPI 51-100		RPI 101-150	RPI 150+			
14- 14	0- 0		0- 3	OVERALL	1- 6		1- 2	12- 3			
7- 7	0- 0		0- 1	HOME	1- 2		1- 2	5- 2			
5- 6	0- 0		0- 2	AWAY	0- 3		0- 0	5- 1			
2- 1	0- 0		0- 0	NEUTRAL	0- 1		0- 0	2- 0			
8- 4	0- 0		0- 0	NON-CONFERENCE	0- 2		1- 2	7- 0			
4- 2	0- 0		0- 0	HOME	0- 0		1- 2	3- 0			
2- 1	0- 0		0- 0	AWAY	0- 1		0- 0	2- 0			
2- 1	0- 0		0- 0	NEUTRAL	0- 1		0- 0	2- 0			
6- 10	0- 0		0- 3	CONFERENCE	1- 4		0- 0	5- 3			
3- 5	0- 0		0- 1	HOME	1- 2		0- 0	2- 2			
3- 5	0- 0		0- 2	AWAY	0- 2		0- 0	3- 1			
0- 0	0- 0		0- 0	NEUTRAL	0- 0		0- 0	0- 0			
RPI S	Opponent	Score	RPI S	Opponent	Score	RPI S	Opponent	Score	RPI S	Opponent	Score
			29 A	UCF	0 3	53 A	Tulsa	2 3	118 H	Texas St.	1 3
			46 A	SMU	1 3	53 H	Tulsa	1 3	127 H	La.-Lafayette	0 3
			46 H	SMU	0 3	60 H	Temple	1 3	143 H	Wake Forest	3 2
						66 A	UTSA	1 3	152 A	Cincinnati	3 0
						79 N	Texas-Arlington	0 3	152 H	Cincinnati	2 3
						84 A	Memphis	0 3	159 A	South Fla.	3 1
						84 H	Memphis	3 1	167 A	A&M-Corpus Christi	3 2
									173 H	Oral Roberts	3 1
									181 A	East Carolina	3 2
									181 H	East Carolina	2 3
									184 H	Sam Houston St.	3 2
									184 H	UConn	3 2
									201 A	Tulane	1 3
									201 H	Tulane	3 2
									275 A	McNeese St.	3 1
									285 H	Lamar	3 0
									299 N	Tex.-Pan American	3 0
									312 N	Jackson St.	3 0
			LAST 10 GAMES								
			152 A	Cincinnati	3 0	53 H	Tulsa	1 3			
			84 A	Memphis	0 3	159 A	South Fla.	3 1			
			181 A	East Carolina	3 2	29 A	UCF	0 3			
			201 H	Tulane	3 2	184 H	UConn	3 2			
			46 H	SMU	0 3	60 H	Temple	1 3			

Non-Div. I Games:

Houston

Average RPI Win:	232	WON-LOST RECORD	WINNING PCT. RANK	LAST 10 GAMES		STRENGTH OF SCHEDULE	OPP. STRENGTH OF SCHEDULE	TEAM RPI	ADJ RPI	CONF. RPI	ADJ CONF. RPI
DIV. I ONLY		19- 12	.6129 111	5- 5		207	133	140	.51494 140	9	9
DIV. I NON-CONF.		11- 4	.73333 63	0- 0		217	204	114	.53149 123	9	9
TOTALS	RPI 1-25		RPI 26-50	W-L RECORDS		RPI 51-100			RPI 101-150		RPI 150+
19- 12	0- 1		0- 5	OVERALL		2- 4			0- 0		17- 2
10- 5	0- 0		0- 2	HOME		1- 2			0- 0		9- 1
4- 6	0- 0		0- 3	AWAY		0- 2			0- 0		4- 1
5- 1	0- 1		0- 0	NEUTRAL		1- 0			0- 0		4- 0
11- 4	0- 1		0- 1	NON-CONFERENCE		1- 1			0- 0		10- 1
5- 1	0- 0		0- 0	HOME		0- 0			0- 0		5- 1
1- 2	0- 0		0- 1	AWAY		0- 1			0- 0		1- 0
5- 1	0- 1		0- 0	NEUTRAL		1- 0			0- 0		4- 0
8- 8	0- 0		0- 4	CONFERENCE		1- 3			0- 0		7- 1
5- 4	0- 0		0- 2	HOME		1- 2			0- 0		4- 0
3- 4	0- 0		0- 2	AWAY		0- 1			0- 0		3- 1
0- 0	0- 0		0- 0	NEUTRAL		0- 0			0- 0		0- 0
RPI S Opponent Score											
8 N Oregon	1	3	26 A Marquette	1	3	52 H Xavier	1	3	158 A Villanova	2	3
			26 H Marquette	0	3	57 A Seton Hall	2	3	158 H Villanova	3	0
			30 A Hawaii	1	3	57 H Seton Hall	1	3	165 N North Dakota St.	3	0
			31 A Creighton	0	3	63 N New Mexico	3	0	166 N Kent St.	3	2
			31 H Creighton	2	3	82 A Towson	1	3	205 A Georgetown	3	1
						83 H Butler	3	0	205 H Georgetown	3	1
									206 N Army	3	1
									217 H New Hampshire	3	0
									226 H Fresno St.	3	1
									238 H Dartmouth	2	3
									257 H La Salle	3	0
									295 A Providence	3	1
									295 H Providence	3	0
									300 A DePaul	3	0
									300 H DePaul	3	0
									307 A Bryant	3	0
									315 H Saint Peter's	3	0
									321 N UMass Lowell	3	0
									325 H St. Francis Brooklyn	3	0
LAST 10 GAMES											
31 H Creighton	2	3	57 H Seton Hall	1	3						
205 H Georgetown	3	1	295 A Providence	3	1						
300 A DePaul	3	0	205 A Georgetown	3	1						
26 A Marquette	1	3	31 A Creighton	0	3						
158 H Villanova	3	0	52 H Xavier	1	3						

Non-Div. I Games:

St. John's (NY)

Average RPI Win: 185		WON-LOST RECORD		WINNING PCT. RANK		LAST 10 GAMES		STRENGTH OF SCHEDULE		OPP. STRENGTH OF SCHEDULE		TEAM RPI		ADJ RPI		CONF. RPI		ADJ CONF. RPI	
DIV. I ONLY		11- 16		.40741 218		4- 6		68		75		148		.5132 142		6		6	
DIV. I NON-CONF.		5- 7		.41667 213		0- 0		139		125		185		.485 183		6		6	
TOTALS		RPI 1-25		RPI 26-50		W-L RECORDS		RPI 51-100		RPI 101-150		RPI 150+							
11- 16		0- 3		1- 6		OVERALL		1- 3		2- 3		7- 1							
4- 5		0- 1		0- 2		HOME		1- 0		0- 1		3- 1							
4- 8		0- 1		1- 4		AWAY		0- 2		2- 1		1- 0							
3- 3		0- 1		0- 0		NEUTRAL		0- 1		0- 1		3- 0							
5- 7		0- 1		0- 2		NON-CONFERENCE		0- 1		0- 2		5- 1							
2- 1		0- 0		0- 0		HOME		0- 0		0- 0		2- 1							
0- 3		0- 0		0- 2		AWAY		0- 0		0- 1		0- 0							
3- 3		0- 1		0- 0		NEUTRAL		0- 1		0- 1		3- 0							
6- 9		0- 2		1- 4		CONFERENCE		1- 2		2- 1		2- 0							
2- 4		0- 1		0- 2		HOME		1- 0		0- 1		1- 0							
4- 5		0- 1		1- 2		AWAY		0- 2		2- 0		1- 0							
0- 0		0- 0		0- 0		NEUTRAL		0- 0		0- 0		0- 0							
RPI	S	Opponent		Score		RPI	S	Opponent		Score		RPI	S	Opponent		Score			
12	N	Colorado St.		0	3	31	A	Creighton		1	3	125	A	UC Irvine		2	3		
21	A	BYU		1	3	34	A	Loyola Marymount		0	3	67	N	Wichita St.		1	3		
21	H	BYU		0	3	34	H	Loyola Marymount		0	3	81	A	Gonzaga		1	3		
						36	A	Arizona St.		0	3	81	H	Gonzaga		3	0		
						43	A	San Diego		0	3								
						45	A	Santa Clara		3	1								
						45	H	Santa Clara		1	3								
						LAST 10 GAMES													
						45	A	Santa Clara		3	1	21	A	BYU		1	3		
						138	A	San Francisco		3	1	43	A	San Diego		0	3		
						34	A	Loyola Marymount		0	3	138	H	San Francisco		1	3		
						81	H	Gonzaga		3	0	45	H	Santa Clara		1	3		
						234	H	Portland		3	0	34	H	Loyola Marymount		0	3		

Non-Div. I Games:

Pepperdine

Average RPI Win:	192	WON-LOST	WINNING	LAST 10	STRENGTH OF	OPP. STRENGTH	TEAM	ADJ	CONF.	ADJ CONF.	
Average RPI Loss:	83	RECORD	PCT. RANK	GAMES	SCHEDULE	OF SCHEDULE	RPI	RPI	RPI	RPI	
DIV. I ONLY	15- 13	.53571	153	3- 7	171	69	145	.51156	143	4	4
DIV. I NON-CONF.	10- 4	.71429	74	0- 0	274	194	137	.51563	135	4	4
<hr/>											
TOTALS	RPI 1-25	RPI 26-50		W-L RECORDS	RPI 51-100		RPI 101-150		RPI 150+		
15- 13	0- 4	1- 1		OVERALL	2- 3		2- 3		10- 2		
11- 6	0- 3	1- 1		HOME	2- 1		1- 0		7- 1		
0- 7	0- 1	0- 0		AWAY	0- 2		0- 3		0- 1		
4- 0	0- 0	0- 0		NEUTRAL	0- 0		1- 0		3- 0		
<hr/>											
10- 4	0- 1	0- 0		NON-CONFERENCE	0- 1		1- 1		9- 1		
6- 2	0- 1	0- 0		HOME	0- 0		0- 0		6- 1		
0- 2	0- 0	0- 0		AWAY	0- 1		0- 1		0- 0		
4- 0	0- 0	0- 0		NEUTRAL	0- 0		1- 0		3- 0		
<hr/>											
5- 9	0- 3	1- 1		CONFERENCE	2- 2		1- 2		1- 1		
5- 4	0- 2	1- 1		HOME	2- 1		1- 0		1- 0		
0- 5	0- 1	0- 0		AWAY	0- 1		0- 2		0- 1		
0- 0	0- 0	0- 0		NEUTRAL	0- 0		0- 0		0- 0		
<hr/>											
RPI S	Opponent	Score	RPI S	Opponent	Score	RPI S	Opponent	Score	RPI S	Opponent	Score
3 H	Florida St.	1 3	27 H	Miami (FL)	0 3	54 H	Pittsburgh	0 3	118 N	Texas St.	3 1
22 A	Duke	0 3	50 H	Virginia Tech	3 2	56 A	Virginia	1 3	121 A	Georgia Tech	2 3
22 H	Duke	0 3				93 H	Louisville	3 0	121 H	Georgia Tech	3 2
25 H	Oklahoma	0 3				95 H	North Carolina St.	3 2	135 A	Boston College	1 3
						96 A	Col. of Charleston	2 3	139 A	Houston	2 3
									164 H	Winthrop	1 3
									175 H	Notre Dame	3 2
									183 N	Stetson	3 0
									192 H	Presbyterian	3 1
									202 H	Western Caro.	3 1
									213 A	Syracuse	0 3
									220 N	Cal St. Fullerton	3 2
									260 H	Davidson	3 1
									274 H	Elon	3 1
									285 N	Lamar	3 0
									292 H	Wofford	3 0
									326 H	N.C. Central	3 0
<hr/>											
LAST 10 GAMES											
				93 H	Louisville	3 0	3 H	Florida St.	1 3		
				175 H	Notre Dame	3 2	27 H	Miami (FL)	0 3		
				54 H	Pittsburgh	0 3	213 A	Syracuse	0 3		
				121 H	Georgia Tech	3 2	135 A	Boston College	1 3		
				22 A	Duke	0 3	22 H	Duke	0 3		

Non-Div. I Games:

Wake Forest

Average RPI Win:	206	WON-LOST RECORD	WINNING PCT. RANK	LAST 10 GAMES	STRENGTH OF SCHEDULE	OPP. STRENGTH OF SCHEDULE	TEAM RPI	ADJ RPI	CONF. RPI	ADJ CONF. RPI		
Average RPI Loss:	188											
DIV. I ONLY		23- 9	.71875	60	6- 4	245	213	129	.51045	144	20	21
DIV. I NON-CONF.		13- 5	.72222	73	1- 0	272	199	133	.5096	143	22	22
<hr/>												
TOTALS	RPI 1-25	RPI 26-50		W-L RECORDS		RPI 51-100		RPI 101-150		RPI 150+		
23- 9	0- 0	0- 0		OVERALL		3- 1		1- 3		19- 5		
10- 3	0- 0	0- 0		HOME		2- 0		0- 1		8- 2		
9- 3	0- 0	0- 0		AWAY		1- 1		1- 0		7- 2		
4- 3	0- 0	0- 0		NEUTRAL		0- 0		0- 2		4- 1		
<hr/>												
13- 5	0- 0	0- 0		NON-CONFERENCE		1- 0		1- 3		11- 2		
4- 2	0- 0	0- 0		HOME		1- 0		0- 1		3- 1		
5- 0	0- 0	0- 0		AWAY		0- 0		1- 0		4- 0		
4- 3	0- 0	0- 0		NEUTRAL		0- 0		0- 2		4- 1		
<hr/>												
10- 4	0- 0	0- 0		CONFERENCE		2- 1		0- 0		8- 3		
6- 1	0- 0	0- 0		HOME		1- 0		0- 0		5- 1		
4- 3	0- 0	0- 0		AWAY		1- 1		0- 0		3- 2		
0- 0	0- 0	0- 0		NEUTRAL		0- 0		0- 0		0- 0		
<hr/>												
RPI S	Opponent	Score	RPI S	Opponent	Score	RPI S	Opponent	Score	RPI S	Opponent	Score	
						56 H	Virginia	3 2	113 N	Northern Ky.	1 3	
						85 A	Coastal Caro.	3 1	133 A	James Madison	3 1	
						98 A	Radford	0 3	134 H	Murray St.	1 3	
						98 H	Radford	3 1	147 N	Maryland	2 3	
						154 H	UNC Greensboro	3 2				
						164 H	Winthrop	3 0				
						169 A	Belmont	3 1				
						188 A	High Point	1 3				
						188 H	High Point	3 2				
						189 H	Howard	3 0				
						192 H	Presbyterian	3 0				
						197 A	Brown	3 1				
						203 N	Fairfield	3 0				
						205 A	Georgetown	3 1				
						214 A	Campbell	1 3				
						214 H	Campbell	3 0				
						241 A	Gardner-Webb	3 0				
						241 H	Gardner-Webb	3 0				
						244 H	William & Mary	3 0				
						254 H	USC Upstate	0 3				
263 N	Central Conn. St.	2 3										
			LAST 10 GAMES			274 A	Elon	3 0				
						279 A	UNC Asheville	3 1				
						279 H	UNC Asheville	0 3				
						281 N	Wright St.	3 2				
						303 A	Charleston So.	3 1				
						311 N	San Jose St.	3 0				
						241 H	Gardner-Webb	3 0				
						192 H	Presbyterian	3 0				
						85 A	Coastal Caro.	3 1				
						303 A	Charleston So.	3 1				
						244 H	William & Mary	3 0				

Non-Div. I Games:

Liberty

RPI	S	Opponent	Score	
321	N	UMass Lowell	3	1

Liberty

L
i
b
e
r
t
y

L
i
b
e
r
t
y

Average RPI Win: 235		WON-LOST	WINNING	LAST 10	STRENGTH OF		OPP. STRENGTH	TEAM	ADJ	CONF.	ADJ CONF.												
Average RPI Loss: 126		RECORD	PCT. RANK	GAMES	SCHEDULE		OF SCHEDULE	RPI	RPI	RPI	RPI												
DIV. I ONLY		17- 12	.58621	127	5- 5		155	212	143	.50691	146	23	23										
DIV. I NON-CONF.		6- 7	.46154	183	0- 0		128	97	153	.50176	155	25	26										

TOTALS		RPI 1-25		RPI 26-50		W-L RECORDS		RPI 51-100		RPI 101-150		RPI 150+											
17- 12		0- 1		0- 2		OVERALL		1- 2		1- 2		15- 5											
9- 3		0- 0		0- 1		HOME		0- 1		0- 0		9- 1											
5- 6		0- 1		0- 0		AWAY		1- 1		0- 1		4- 3											
3- 3		0- 0		0- 1		NEUTRAL		0- 0		1- 1		2- 1											
6- 7		0- 1		0- 2		NON-CONFERENCE		0- 1		1- 2		5- 1											
3- 1		0- 0		0- 1		HOME		0- 0		0- 0		3- 0											
0- 3		0- 1		0- 0		AWAY		0- 1		0- 1		0- 0											
3- 3		0- 0		0- 1		NEUTRAL		0- 0		1- 1		2- 1											
11- 5		0- 0		0- 0		CONFERENCE		1- 1		0- 0		10- 4											
6- 2		0- 0		0- 0		HOME		0- 1		0- 0		6- 1											
5- 3		0- 0		0- 0		AWAY		1- 0		0- 0		4- 3											
0- 0		0- 0		0- 0		NEUTRAL		0- 0		0- 0		0- 0											
RPI	S	Opponent		Score		RPI	S	Opponent		Score		RPI	S	Opponent		Score							
3	A	Florida St.		0	3	38	N	LSU		1	3	73	A	Furman		3	2						
						49	H	Michigan St.		1	3	73	H	Furman		0	3						
												75	A	Ole Miss		0	3						
														113 A Northern Ky.		0	3						
														122 N Eastern Mich.		3	2						
														124 N Central Ark.		0	3						
														154 A UNC Greensboro		3	1						
														154 H UNC Greensboro		0	3						
														174 A East Tenn. St.		1	3						
														174 H East Tenn. St.		3	2						
														202 A Western Caro.		2	3						
														202 H Western Caro.		3	0						
														216 H Georgia St.		3	0						
														230 N SIUE		1	3						
														232 H UAB		3	2						
														240 A Chattanooga		3	1						
														240 H Chattanooga		3	0						
														247 H Jacksonville St.		3	0						
														280 A Mercer		2	3						
														280 H Mercer		3	0						
														285 N Lamar		3	1						
														292 A Wofford		3	0						
														292 H Wofford		3	0						
														312 N Jackson St.		3	0						
														316 A Citadel		3	0						
														316 H Citadel		3	0						

LAST 10 GAMES																							
292 H Wofford						3	0	240 H Chattanooga						3	0	316 H Citadel						3	0
73 H Furman						0	3	154 H UNC Greensboro						0	3								
174 A East Tenn. St.						1	3	174 H East Tenn. St.						3	2								
202 A Western Caro.						2	3	73 A Furman						3	2								
280 A Mercer						2	3	316 A Citadel						3	0								

Non-Div. I Games:

Samford

Average RPI Win: 216		WON-LOST	WINNING	LAST 10	STRENGTH OF		OPP. STRENGTH	TEAM	ADJ	CONF.	ADJ CONF.
Average RPI Loss: 45		RECORD	PCT. RANK	GAMES	SCHEDULE		OF SCHEDULE	RPI	RPI	RPI	RPI
DIV. I ONLY		9- 18	.33333	247	57		36	155	.50489	147	3
DIV. I NON-CONF.		7- 4	.63636	109	119		148	101	.54513	100	2
TOTALS		RPI 1-25	RPI 26-50		W-L RECORDS		RPI 51-100		RPI 101-150		RPI 150+
9- 18		0- 7	0- 5		OVERALL		0- 4		1- 2		8- 0
1- 6		0- 1	0- 3		HOME		0- 1		0- 1		1- 0
3- 10		0- 5	0- 2		AWAY		0- 2		0- 1		3- 0
5- 2		0- 1	0- 0		NEUTRAL		0- 1		1- 0		4- 0
7- 4		0- 2	0- 0		NON-CONFERENCE		0- 1		1- 1		6- 0
0- 0		0- 0	0- 0		HOME		0- 0		0- 0		0- 0
2- 2		0- 1	0- 0		AWAY		0- 0		0- 1		2- 0
5- 2		0- 1	0- 0		NEUTRAL		0- 1		1- 0		4- 0
2- 14		0- 5	0- 5		CONFERENCE		0- 3		0- 1		2- 0
1- 6		0- 1	0- 3		HOME		0- 1		0- 1		1- 0
1- 8		0- 4	0- 2		AWAY		0- 2		0- 0		1- 0
0- 0		0- 0	0- 0		NEUTRAL		0- 0		0- 0		0- 0
RPI S	Opponent	Score	RPI S	Opponent	Score	RPI S	Opponent	Score	RPI S	Opponent	Score
4 A	Washington	0 3	33 A	Ohio St.	1 3	51 A	Minnesota	0 3	110 A	Appalachian St.	0 3
6 A	Wisconsin	0 3	47 A	Purdue	0 3	59 A	Northwestern	2 3	111 H	Indiana	1 3
9 A	Illinois	0 3	47 H	Purdue	1 3	78 H	Iowa	0 3	144 N	Liberty	3 2
10 A	Penn St.	0 3	48 H	Michigan	0 3	98 N	Radford	2 3	174 N	East Tenn. St.	3 1
11 A	Nebraska	1 3	49 H	Michigan St.	0 3				180 N	Lehigh	3 1
11 H	Nebraska	0 3							182 A	Rutgers	3 2
20 N	Southern California	0 3							182 H	Rutgers	3 2
									216 N	Georgia St.	3 0
									274 A	Elon	3 1
									283 A	George Mason	3 2
									311 N	San Jose St.	3 0
			LAST 10 GAMES								
			11 A	Nebraska	1 3	78 H	Iowa	0 3			
			47 A	Purdue	0 3	182 A	Rutgers	3 2			
			10 A	Penn St.	0 3	182 H	Rutgers	3 2			
			33 A	Ohio St.	1 3	48 H	Michigan	0 3			
			11 H	Nebraska	0 3	49 H	Michigan St.	0 3			

Non-Div. I Games:

Maryland

Average RPI Win:	229	WON-LOST	WINNING	LAST 10	STRENGTH OF	OPP. STRENGTH	TEAM	ADJ	CONF.	ADJ CONF.				
Average RPI Loss:	118	RECORD	PCT. RANK	GAMES	SCHEDULE	OF SCHEDULE	RPI	RPI	RPI	RPI				
DIV. I ONLY	14- 10	.58333	129	5- 5	190	181	147	.50487	148	18	18			
DIV. I NON-CONF.	5- 5	.5	164	0- 0	201	174	187	.48137	187	18	18			
<hr/>														
TOTALS	RPI 1-25	RPI 26-50		W-L RECORDS		RPI 51-100		RPI 101-150		RPI 150+				
14- 10	0- 0	0- 0		OVERALL		0- 6		0- 1		14- 3				
5- 2	0- 0	0- 0		HOME		0- 2		0- 0		5- 0				
5- 5	0- 0	0- 0		AWAY		0- 3		0- 0		5- 2				
4- 3	0- 0	0- 0		NEUTRAL		0- 1		0- 1		4- 1				
<hr/>														
5- 5	0- 0	0- 0		NON-CONFERENCE		0- 2		0- 1		5- 2				
0- 0	0- 0	0- 0		HOME		0- 0		0- 0		0- 0				
1- 2	0- 0	0- 0		AWAY		0- 1		0- 0		1- 1				
4- 3	0- 0	0- 0		NEUTRAL		0- 1		0- 1		4- 1				
<hr/>														
9- 5	0- 0	0- 0		CONFERENCE		0- 4		0- 0		9- 1				
5- 2	0- 0	0- 0		HOME		0- 2		0- 0		5- 0				
4- 3	0- 0	0- 0		AWAY		0- 2		0- 0		4- 1				
0- 0	0- 0	0- 0		NEUTRAL		0- 0		0- 0		0- 0				
<hr/>														
RPI S	Opponent	Score	RPI S	Opponent	Score	RPI S	Opponent	Score	RPI S	Opponent	Score			
						60 A	Temple	2 3	133 N	James Madison	2 3			
						69 A	Harvard	0 3	168 A	Delaware	3 2			
						69 H	Harvard	2 3	178 N	Charlotte	1 3			
						80 A	Yale	1 3	182 A	Rutgers	0 3			
						80 H	Yale	0 3	195 A	Penn	3 0			
						86 N	American	1 3	195 H	Penn	3 1			
									197 A	Brown	3 0			
									197 H	Brown	3 2			
									212 N	Manhattan	3 1			
									215 A	Columbia	3 1			
									215 H	Columbia	3 1			
									238 A	Dartmouth	2 3			
									238 H	Dartmouth	3 0			
									265 N	Akron	3 2			
									268 A	Cornell	3 0			
									268 H	Cornell	3 0			
									283 N	George Mason	3 2			
			284 N	Holy Cross	3 1									
			LAST 10 GAMES											
			197 A Brown			3 0			215 A Columbia			3 1		
			80 A Yale			1 3			195 H Penn			3 1		
			238 H Dartmouth			3 0			69 A Harvard			0 3		
			69 H Harvard			2 3			238 A Dartmouth			2 3		
			268 A Cornell			3 0			80 H Yale			0 3		

Non-Div. I Games:

Princeton

Average RPI Win:		200	WON-LOST RECORD		WINNING PCT. RANK		LAST 10 GAMES		STRENGTH OF SCHEDULE		OPP. STRENGTH OF SCHEDULE		TEAM RPI		ADJ RPI		CONF. RPI		ADJ CONF. RPI				
DIV. I ONLY			16- 15		.51613 172		7- 3		162		101		151		.50418 149		15		15				
DIV. I NON-CONF.			6- 9		.4 220		0- 0		144		64		188		.48389 185		12		13				
TOTALS		RPI 1-25		RPI 26-50		W-L RECORDS		RPI 51-100		RPI 101-150		RPI 150+											
16- 15		0- 1		0- 3		OVERALL		2- 4		1- 4		13- 3											
8- 5		0- 0		0- 1		HOME		1- 2		1- 1		6- 1											
6- 6		0- 0		0- 2		AWAY		1- 0		0- 2		5- 2											
2- 4		0- 1		0- 0		NEUTRAL		0- 2		0- 1		2- 0											
6- 9		0- 1		0- 1		NON-CONFERENCE		1- 3		0- 3		5- 1											
3- 2		0- 0		0- 0		HOME		1- 1		0- 1		2- 0											
1- 3		0- 0		0- 1		AWAY		0- 0		0- 1		1- 1											
2- 4		0- 1		0- 0		NEUTRAL		0- 2		0- 1		2- 0											
10- 6		0- 0		0- 2		CONFERENCE		1- 1		1- 1		8- 2											
5- 3		0- 0		0- 1		HOME		0- 1		1- 0		4- 1											
5- 3		0- 0		0- 1		AWAY		1- 0		0- 1		4- 1											
0- 0		0- 0		0- 0		NEUTRAL		0- 0		0- 0		0- 0											
RPI	S	Opponent		Score		RPI	S	Opponent		Score		RPI	S	Opponent		Score							
18	N	Kansas St.		1	3	42	A	Western Ky.		0	3	56	H	Virginia		0	3						
						42	H	Western Ky.		0	3	66	H	UTSA		1	3						
						50	A	Virginia Tech		0	3	74	H	West Virginia		3	0						
												83	N	Butler		0	3						
												91	A	Rice		3	2						
												98	N	Radford		0	3						
														106 N UNCW		0	3						
														108 A North Texas		2	3						
														122 H Eastern Mich.		2	3						
														130 H Fla. Atlantic		3	2						
														131 A Southern Ill.		1	3						
														170 A Southern Miss.		1	3						
														178 A Charlotte		3	2						
														178 H Charlotte		3	2						
														187 A Eastern Ky.		1	3						
														193 H Ill.-Chicago		3	0						
														194 H UTEP		3	1						
														208 N IPFW		3	2						
														209 A Middle Tenn.		3	1						
														209 H Middle Tenn.		3	2						
														232 A UAB		3	1						
														232 H UAB		1	3						
														233 N Green Bay		3	1						
														246 A Central Mich.		3	1						
														249 H FIU		3	0						
														270 A Louisiana Tech		3	0						
														298 H Morehead St.		3	0						
LAST 10 GAMES																							
232 A UAB						3 1						270 A Louisiana Tech						3 0					
91 A Rice						3 2						194 H UTEP						3 1					
42 H Western Ky.						0 3						66 H UTSA						1 3					
130 H Fla. Atlantic						3 2						178 H Charlotte						3 2					
209 A Middle Tenn.						3 1						232 H UAB						1 3					

Non-Div. I Games:

Marshall

Average RPI Win:	169	WON-LOST	WINNING	LAST 10	STRENGTH OF	OPP. STRENGTH	TEAM	ADJ	CONF.	ADJ CONF.	
Average RPI Loss:	69	RECORD	PCT. RANK	GAMES	SCHEDULE	OF SCHEDULE	RPI	RPI	RPI	RPI	
DIV. I ONLY	9- 16	.36	236	5- 5	66	60	160	.50368	150	6	6
DIV. I NON-CONF.	4- 6	.4	220	0- 0	126	86	181	.48863	175	6	6
<hr/>											
TOTALS	RPI 1-25	RPI 26-50		W-L RECORDS	RPI 51-100		RPI 101-150		RPI 150+		
9- 16	0- 3	1- 5		OVERALL	1- 3		2- 4		5- 1		
4- 9	0- 1	0- 4		HOME	0- 2		2- 2		2- 0		
5- 4	0- 2	1- 0		AWAY	1- 1		0- 1		3- 0		
0- 3	0- 0	0- 1		NEUTRAL	0- 0		0- 1		0- 1		
<hr/>											
4- 6	0- 1	0- 2		NON-CONFERENCE	0- 0		1- 2		3- 1		
2- 2	0- 0	0- 1		HOME	0- 0		1- 1		1- 0		
2- 1	0- 1	0- 0		AWAY	0- 0		0- 0		2- 0		
0- 3	0- 0	0- 1		NEUTRAL	0- 0		0- 1		0- 1		
<hr/>											
5- 10	0- 2	1- 3		CONFERENCE	1- 3		1- 2		2- 0		
2- 7	0- 1	0- 3		HOME	0- 2		1- 1		1- 0		
3- 3	0- 1	1- 0		AWAY	1- 1		0- 1		1- 0		
0- 0	0- 0	0- 0		NEUTRAL	0- 0		0- 0		0- 0		
<hr/>											
RPI S	Opponent	Score	RPI S	Opponent	Score	RPI S	Opponent	Score	RPI S	Opponent	Score
21 A	BYU	0 3	34 H	Loyola Marymount	0 3	55 A	Pacific	0 3	102 H	California	1 3
21 H	BYU	1 3	35 N	Oregon St.	0 3	55 H	Pacific	0 3	109 N	Idaho St.	1 3
23 A	Long Beach St.	0 3	40 H	Utah	0 3	81 A	Gonzaga	3 2	137 H	UC Davis	3 1
			43 A	San Diego	3 2	81 H	Gonzaga	1 3	138 A	San Francisco	0 3
			43 H	San Diego	1 3				138 H	San Francisco	3 1
			45 H	Santa Clara	1 3				142 H	Pepperdine	2 3
									155 A	Utah St.	3 1
									167 N	A&M-Corpus Christi	2 3
									191 H	Cal Poly	3 1
									234 A	Portland	3 2
									234 H	Portland	3 2
									311 A	San Jose St.	3 0
			LAST 10 GAMES								
			234 H	Portland	3 2	138 H	San Francisco	3 1			
			81 H	Gonzaga	1 3	45 H	Santa Clara	1 3			
			43 A	San Diego	3 2	81 A	Gonzaga	3 2			
			21 A	BYU	0 3	234 A	Portland	3 2			
			55 H	Pacific	0 3	21 H	BYU	1 3			

Non-Div. I Games:

St. Mary's (CA)

M
a
r
i
s
t

■ Loss,
 ■ Non-Conf,
 S Site,
 H Home,
 A Away,
 N Neutral

Page 153

Marist

Average RPI Win:	195	WON-LOST	WINNING	LAST 10	STRENGTH OF	OPP. STRENGTH	TEAM	ADJ	CONF.	ADJ CONF.	
Average RPI Loss:	99	RECORD	PCT. RANK	GAMES	SCHEDULE	OF SCHEDULE	RPI	RPI	RPI	RPI	
DIV. I ONLY	14- 14	.5	174	2- 8	115	122	146	.50253	152	7	7
DIV. I NON-CONF.	8- 4	.66667	88	0- 0	202	235	131	.51684	132	8	8
<hr/>											
TOTALS	RPI 1-25	RPI 26-50		W-L RECORDS		RPI 51-100		RPI 101-150		RPI 150+	
14- 14	0- 0	0- 3		OVERALL		1- 6		2- 2		11- 3	
7- 7	0- 0	0- 2		HOME		1- 2		1- 1		5- 2	
4- 6	0- 0	0- 1		AWAY		0- 4		1- 0		3- 1	
3- 1	0- 0	0- 0		NEUTRAL		0- 0		0- 1		3- 0	
<hr/>											
8- 4	0- 0	0- 0		NON-CONFERENCE		0- 2		1- 1		7- 1	
4- 1	0- 0	0- 0		HOME		0- 0		1- 0		3- 1	
1- 2	0- 0	0- 0		AWAY		0- 2		0- 0		1- 0	
3- 1	0- 0	0- 0		NEUTRAL		0- 0		0- 1		3- 0	
<hr/>											
6- 10	0- 0	0- 3		CONFERENCE		1- 4		1- 1		4- 2	
3- 6	0- 0	0- 2		HOME		1- 2		0- 1		2- 1	
3- 4	0- 0	0- 1		AWAY		0- 2		1- 0		2- 1	
0- 0	0- 0	0- 0		NEUTRAL		0- 0		0- 0		0- 0	
<hr/>											
RPI S	Opponent	Score	RPI S	Opponent	Score	RPI S	Opponent	Score	RPI S	Opponent	Score
			29 H	UCF	0 3	52 A	Xavier	0 3	110 N	Appalachian St.	1 3
			46 A	SMU	1 3	53 A	Tulsa	2 3	125 H	UC Irvine	3 0
			46 H	SMU	1 3	53 H	Tulsa	3 0	139 A	Houston	3 2
						60 A	Temple	0 3	139 H	Houston	0 3
						60 H	Temple	1 3	153 H	Duquesne	3 1
						84 H	Memphis	1 3	157 A	Rhode Island	3 1
						93 A	Louisville	0 3	159 H	South Fla.	3 2
									181 A	East Carolina	2 3
									182 N	Rutgers	3 1
									184 A	UConn	3 1
									184 H	UConn	2 3
									201 A	Tulane	3 1
									201 H	Tulane	3 1
									246 H	Central Mich.	1 3
									282 H	Tennessee St.	3 1
									282 N	Tennessee St.	3 1
									303 H	Charleston So.	3 1
									310 N	NJIT	3 0
<hr/>											
LAST 10 GAMES											
			139 H	Houston	0 3	184 H	UConn	2 3			
			201 H	Tulane	3 1	181 A	East Carolina	2 3			
			46 A	SMU	1 3	84 H	Memphis	1 3			
			53 A	Tulsa	2 3	29 H	UCF	0 3			
			60 H	Temple	1 3	159 H	South Fla.	3 2			

Non-Div. I Games:

Cincinnati

Average RPI Win:	230	WON-LOST RECORD	WINNING PCT. RANK	LAST 10 GAMES	STRENGTH OF SCHEDULE	OPP. STRENGTH OF SCHEDULE	TEAM RPI	ADJ RPI	CONF. RPI	ADJ CONF. RPI	
DIV. I ONLY	16- 11	.59259	122	8- 2	222	198	154	.50247	153	19	19
DIV. I NON-CONF.	7- 6	.53846	147	1- 0	258	180	201	.47513	201	21	21
TOTALS	RPI 1-25	RPI 26-50	W-L RECORDS	RPI 51-100	RPI 101-150	RPI 150+					
16- 11	0- 0	0- 0	OVERALL	2- 5	0- 3	14- 3					
9- 2	0- 0	0- 0	HOME	1- 1	0- 1	8- 0					
5- 6	0- 0	0- 0	AWAY	1- 3	0- 1	4- 2					
2- 3	0- 0	0- 0	NEUTRAL	0- 1	0- 1	2- 1					
7- 6	0- 0	0- 0	NON-CONFERENCE	0- 3	0- 1	7- 2					
4- 0	0- 0	0- 0	HOME	0- 0	0- 0	4- 0					
1- 3	0- 0	0- 0	AWAY	0- 2	0- 0	1- 1					
2- 3	0- 0	0- 0	NEUTRAL	0- 1	0- 1	2- 1					
9- 5	0- 0	0- 0	CONFERENCE	2- 2	0- 2	7- 1					
5- 2	0- 0	0- 0	HOME	1- 1	0- 1	4- 0					
4- 3	0- 0	0- 0	AWAY	1- 1	0- 1	3- 1					
0- 0	0- 0	0- 0	NEUTRAL	0- 0	0- 0	0- 0					
RPI	S	Opponent	Score	RPI	S	Opponent	Score	RPI	S	Opponent	Score
						51 N Minnesota	0 3			125 N UC Irvine	1 3
						52 A Xavier	2 3			129 A Saint Louis	2 3
						54 A Pittsburgh	0 3			129 H Saint Louis	2 3
						65 H George Washington	3 2			152 A Cincinnati	1 3
						72 A VCU	3 1			157 A Rhode Island	2 3
						77 A Dayton	1 3			157 H Rhode Island	3 0
						77 H Dayton	1 3			161 H Youngstown St.	3 2
										172 H Indiana St.	3 1
										208 N IPFW	0 3
										225 H Robert Morris	3 1
										257 A La Salle	3 0
										257 H La Salle	3 0
										259 N Niagara	3 0
										260 A Davidson	3 0
										277 A Toledo	3 1
										283 H George Mason	3 0
										301 A Fordham	3 0
										301 H Fordham	3 0
										318 N Norfolk St.	3 0
										321 H UMass Lowell	3 0
						LAST 10 GAMES					
						77 A Dayton	1 3			65 H George Washington	3 2
						129 A Saint Louis	2 3			283 H George Mason	3 0
						257 A La Salle	3 0			257 H La Salle	3 0
						301 H Fordham	3 0			225 H Robert Morris	3 1
						157 H Rhode Island	3 0			72 A VCU	3 1

Non-Div. I Games:

Duquesne

Average RPI Win:		195	WON-LOST RECORD		WINNING PCT. RANK		LAST 10 GAMES		STRENGTH OF SCHEDULE		OPP. STRENGTH OF SCHEDULE		TEAM RPI		ADJ RPI		CONF. RPI		ADJ CONF. RPI										
Average RPI Loss:		84																											
DIV. I ONLY			12- 14		.46154 192		4- 6		129		83		158		.49942 155		11		10										
DIV. I NON-CONF.			4- 7		.36364 237		0- 1		78		32		152		.50336 150		11		11										
TOTALS		RPI 1-25		RPI 26-50		W-L RECORDS		RPI 51-100		RPI 101-150		RPI 150+																	
12- 14		0- 3		0- 3		OVERALL		1- 3		4- 3		7- 2																	
6- 5		0- 1		0- 2		HOME		1- 1		1- 1		4- 0																	
4- 7		0- 1		0- 1		AWAY		0- 2		1- 1		3- 2																	
2- 2		0- 1		0- 0		NEUTRAL		0- 0		2- 1		0- 0																	
4- 7		0- 1		0- 3		NON-CONFERENCE		0- 0		4- 2		0- 1																	
1- 3		0- 0		0- 2		HOME		0- 0		1- 1		0- 0																	
1- 2		0- 0		0- 1		AWAY		0- 0		1- 0		0- 1																	
2- 2		0- 1		0- 0		NEUTRAL		0- 0		2- 1		0- 0																	
8- 7		0- 2		0- 0		CONFERENCE		1- 3		0- 1		7- 1																	
5- 2		0- 1		0- 0		HOME		1- 1		0- 0		4- 0																	
3- 5		0- 1		0- 0		AWAY		0- 2		0- 1		3- 1																	
0- 0		0- 0		0- 0		NEUTRAL		0- 0		0- 0		0- 0																	
RPI	S	Opponent		Score		RPI	S	Opponent		Score		RPI	S	Opponent		Score													
12	A	Colorado St.		0	3	30	A	Hawaii		0	3	62	A	Wyoming		1	3	109	H	Idaho St.		3	1						
12	H	Colorado St.		1	3	35	H	Oregon St.		2	3	62	H	Wyoming		3	2	125	A	UC Irvine		3	2						
17	N	UCLA		1	3	40	H	Utah		0	3	63	A	New Mexico		2	3	136	A	Boise St.		1	3						
																		63	H	New Mexico		1	3	138	N	San Francisco		3	1
																								142	N	Pepperdine		2	3
																								145	N	Idaho		3	1
																								150	H	St. Mary's (CA)		1	3
																								186	A	Utah Valley		0	3
																								211	A	Air Force		3	2
																								211	H	Air Force		3	0
																								226	A	Fresno St.		2	3
																								226	H	Fresno St.		3	0
																								248	A	Nevada		3	1
																								248	H	Nevada		3	0
																								311	A	San Jose St.		3	0
																								311	H	San Jose St.		3	1
LAST 10 GAMES																													
						226 A Fresno St.					2	3							211 H Air Force					3	0				
						186 A Utah Valley					0	3							12 A Colorado St.					0	3				
						311 A San Jose St.					3	0							62 A Wyoming					1	3				
						248 A Nevada					3	1							226 H Fresno St.					3	0				
						63 H New Mexico					1	3							136 A Boise St.					1	3				

Non-Div. I Games:

Utah St.

Average RPI Win: 245		WON-LOST	WINNING	LAST 10	STRENGTH OF		OPP. STRENGTH	TEAM	ADJ	CONF.	ADJ CONF.
Average RPI Loss: 131		RECORD	PCT. RANK	GAMES	SCHEDULE		OF SCHEDULE	RPI	RPI	RPI	RPI
DIV. I ONLY		18- 9	.66667	80	6- 4		278	219	156	.49846	157
DIV. I NON-CONF.		9- 4	.69231	85	0- 0		290	254	161	.49432	168
TOTALS		RPI 1-25	RPI 26-50		W-L RECORDS		RPI 51-100		RPI 101-150		RPI 150+
18- 9	0- 0	0- 0		OVERALL		1- 3		0- 2		17- 4	
8- 2	0- 0	0- 0		HOME		1- 1		0- 0		7- 1	
6- 5	0- 0	0- 0		AWAY		0- 2		0- 1		6- 2	
4- 2	0- 0	0- 0		NEUTRAL		0- 0		0- 1		4- 1	
9- 4	0- 0	0- 0		NON-CONFERENCE		0- 0		0- 1		9- 3	
2- 1	0- 0	0- 0		HOME		0- 0		0- 0		2- 1	
3- 1	0- 0	0- 0		AWAY		0- 0		0- 0		3- 1	
4- 2	0- 0	0- 0		NEUTRAL		0- 0		0- 1		4- 1	
9- 5	0- 0	0- 0		CONFERENCE		1- 3		0- 1		8- 1	
6- 1	0- 0	0- 0		HOME		1- 1		0- 0		5- 0	
3- 4	0- 0	0- 0		AWAY		0- 2		0- 1		3- 1	
0- 0	0- 0	0- 0		NEUTRAL		0- 0		0- 0		0- 0	
RPI S	Opponent	Score	RPI S	Opponent	Score	RPI S	Opponent	Score	RPI S	Opponent	Score
						65 A	George Washington	2 3	123 N	New Mexico St.	0 3
						65 H	George Washington	2 3	129 A	Saint Louis	1 3
						72 H	VCU	3 2	152 H	Cincinnati	1 3
						77 A	Dayton	0 3	153 A	Duquesne	0 3
									153 H	Duquesne	3 2
									168 A	Delaware	3 0
									182 H	Rutgers	3 0
									197 N	Brown	1 3
									217 A	New Hampshire	2 3
									222 N	Loyola Chicago	3 0
									223 A	Northeastern	3 1
									257 A	La Salle	3 0
									257 H	La Salle	3 0
									260 H	Davidson	3 0
									262 N	Hartford	3 0
									272 N	Albany (NY)	3 2
									283 A	George Mason	3 1
									283 H	George Mason	3 0
									296 A	Sacred Heart	3 0
									301 A	Fordham	3 0
									301 H	Fordham	3 0
									305 N	Iona	3 0
									310 H	NJIT	3 0
LAST 10 GAMES											
						65 H	George Washington	2 3	260 H	Davidson	3 0
						283 H	George Mason	3 0	72 H	VCU	3 2
						301 H	Fordham	3 0	77 A	Dayton	0 3
						257 A	La Salle	3 0	129 A	Saint Louis	1 3
						153 A	Duquesne	0 3	301 A	Fordham	3 0

Non-Div. I Games:

Rhode Island

Average RPI Win:		238	WON-LOST RECORD		WINNING PCT. RANK		LAST 10 GAMES		STRENGTH OF SCHEDULE		OPP. STRENGTH OF SCHEDULE		TEAM RPI		ADJ RPI		CONF. RPI		ADJ CONF. RPI	
DIV. I ONLY			13- 18		.41935 215		3- 7		95		109		166		.49657 158		9		9	
DIV. I NON-CONF.			7- 8		.46667 180		0- 0		102		117		142		.50977 142		9		9	
TOTALS		RPI 1-25		RPI 26-50		W-L RECORDS		RPI 51-100		RPI 101-150		RPI 150+								
13- 18		0- 2		0- 4		OVERALL		0- 9		2- 2		11- 1								
5- 9		0- 2		0- 2		HOME		0- 5		1- 0		4- 0								
5- 7		0- 0		0- 2		AWAY		0- 3		1- 2		4- 0								
3- 2		0- 0		0- 0		NEUTRAL		0- 1		0- 0		3- 1								
7- 8		0- 2		0- 1		NON-CONFERENCE		0- 3		1- 1		6- 1								
1- 4		0- 2		0- 0		HOME		0- 2		0- 0		1- 0								
3- 2		0- 0		0- 1		AWAY		0- 0		1- 1		2- 0								
3- 2		0- 0		0- 0		NEUTRAL		0- 1		0- 0		3- 1								
6- 10		0- 0		0- 3		CONFERENCE		0- 6		1- 1		5- 0								
4- 5		0- 0		0- 2		HOME		0- 3		1- 0		3- 0								
2- 5		0- 0		0- 1		AWAY		0- 3		0- 1		2- 0								
0- 0		0- 0		0- 0		NEUTRAL		0- 0		0- 0		0- 0								
RPI	S	Opponent		Score		RPI	S	Opponent		Score		RPI	S	Opponent		Score				
10	H	Penn St.		0	3	26	A	Marquette		0	3	133	A	James Madison		3	0			
16	H	Kansas		0	3	26	H	Marquette		0	3	140	A	St. John's (NY)		0	3			
						31	H	Creighton		1	3	140	H	St. John's (NY)		3	2			
						43	A	San Diego		0	3	141	A	San Diego St.		1	3			
												60	N	Temple		0	3			
												80	H	Yale		0	3			
												83	A	Butler		0	3			
												83	H	Butler		0	3			
												86	H	American		0	3			
												133	A	James Madison		3	0			
												140	A	St. John's (NY)		0	3			
												140	H	St. John's (NY)		3	2			
												141	A	San Diego St.		1	3			
												168	A	Delaware		3	1			
												180	H	Lehigh		3	0			
												195	A	Penn		3	0			
												205	H	Georgetown		3	1			
												220	N	Cal St. Fullerton		1	3			
												257	N	La Salle		3	1			
												295	A	Providence		3	0			
												295	H	Providence		3	0			
												300	A	DePaul		3	1			
												300	H	DePaul		3	2			
												303	N	Charleston So.		3	0			
												318	N	Norfolk St.		3	0			
LAST 10 GAMES																				
26 H Marquette						0	3	52 H Xavier						0	3					
300 H DePaul						3	2	83 H Butler						0	3					
57 A Seton Hall						0	3	300 A DePaul						3	1					
140 A St. John's (NY)						0	3	26 A Marquette						0	3					
295 A Providence						3	0	31 H Creighton						1	3					

Non-Div. I Games:

Villanova

Average RPI Win:	192	WON-LOST	WINNING	LAST 10	STRENGTH OF	OPP. STRENGTH	TEAM	ADJ	CONF.	ADJ CONF.	
Average RPI Loss:	87	RECORD	PCT. RANK	GAMES	SCHEDULE	OF SCHEDULE	RPI	RPI	RPI	RPI	
DIV. I ONLY	11- 17	.39286	224	3- 7	74	103	159	.49531	159	7	7
DIV. I NON-CONF.	6- 6	.5	164	0- 0	177	140	176	.48742	178	8	8
<hr/>											
TOTALS	RPI 1-25	RPI 26-50		W-L RECORDS	RPI 51-100		RPI 101-150		RPI 150+		
11- 17	0- 0	0- 7		OVERALL	1- 5		1- 1		9- 4		
5- 6	0- 0	0- 2		HOME	0- 2		0- 1		5- 1		
3- 8	0- 0	0- 3		AWAY	1- 3		1- 0		1- 2		
3- 3	0- 0	0- 2		NEUTRAL	0- 0		0- 0		3- 1		
<hr/>											
6- 6	0- 0	0- 3		NON-CONFERENCE	0- 1		1- 0		5- 2		
2- 1	0- 0	0- 0		HOME	0- 0		0- 0		2- 1		
1- 2	0- 0	0- 1		AWAY	0- 1		1- 0		0- 0		
3- 3	0- 0	0- 2		NEUTRAL	0- 0		0- 0		3- 1		
<hr/>											
5- 11	0- 0	0- 4		CONFERENCE	1- 4		0- 1		4- 2		
3- 5	0- 0	0- 2		HOME	0- 2		0- 1		3- 0		
2- 6	0- 0	0- 2		AWAY	1- 2		0- 0		1- 2		
0- 0	0- 0	0- 0		NEUTRAL	0- 0		0- 0		0- 0		
<hr/>											
RPI S	Opponent	Score	RPI S	Opponent	Score	RPI S	Opponent	Score	RPI S	Opponent	Score
			29 A	UCF	2 3	53 A	Tulsa	3 1	101 A	Auburn	3 2
			29 H	UCF	1 3	53 H	Tulsa	0 3	139 H	Houston	1 3
			38 N	LSU	1 3	54 A	Pittsburgh	1 3	152 A	Cincinnati	2 3
			43 N	San Diego	0 3	60 A	Temple	0 3	164 N	Winthrop	2 3
			46 A	SMU	0 3	60 H	Temple	0 3	168 N	Delaware	3 2
			46 H	SMU	1 3	84 A	Memphis	0 3	176 H	Buffalo	3 2
			47 A	Purdue	0 3				181 A	East Carolina	1 3
									181 H	East Carolina	3 1
									184 A	UConn	3 1
									184 H	UConn	3 1
									201 H	Tulane	3 0
									236 N	Troy	3 1
									249 H	FIU	1 3
									296 N	Sacred Heart	3 0
									331 H	South Carolina St.	3 0
<hr/>											
LAST 10 GAMES											
			53 H	Tulsa	0 3	29 A	UCF	2 3			
			46 H	SMU	1 3	139 H	Houston	1 3			
			184 A	UConn	3 1	201 H	Tulane	3 0			
			60 A	Temple	0 3	84 A	Memphis	0 3			
			181 H	East Carolina	3 1	152 A	Cincinnati	2 3			

Non-Div. I Games:

South Fla.

Average RPI Win: 223		WON-LOST	WINNING	LAST 10	STRENGTH OF		OPP. STRENGTH	TEAM	ADJ	CONF.	ADJ CONF.
Average RPI Loss: 116		RECORD	PCT. RANK	GAMES	SCHEDULE		OF SCHEDULE	RPI	RPI	RPI	RPI
DIV. I ONLY		18- 13	.58065	131	5- 5		231	174	161	.49511	160
DIV. I NON-CONF.		9- 6	.6	122	1- 0		231	186	162	.49255	170
TOTALS		RPI 1-25	RPI 26-50		W-L RECORDS		RPI 51-100		RPI 101-150		RPI 150+
18- 13	0- 0	0- 3		OVERALL		0- 3		3- 4		15- 3	
7- 4	0- 0	0- 0		HOME		0- 1		2- 2		5- 1	
7- 7	0- 0	0- 2		AWAY		0- 2		1- 1		6- 2	
4- 2	0- 0	0- 1		NEUTRAL		0- 0		0- 1		4- 0	
9- 6	0- 0	0- 2		NON-CONFERENCE		0- 1		1- 1		8- 2	
2- 1	0- 0	0- 0		HOME		0- 0		1- 0		1- 1	
3- 3	0- 0	0- 1		AWAY		0- 1		0- 0		3- 1	
4- 2	0- 0	0- 1		NEUTRAL		0- 0		0- 1		4- 0	
9- 7	0- 0	0- 1		CONFERENCE		0- 2		2- 3		7- 1	
5- 3	0- 0	0- 0		HOME		0- 1		1- 2		4- 0	
4- 4	0- 0	0- 1		AWAY		0- 1		1- 1		3- 1	
0- 0	0- 0	0- 0		NEUTRAL		0- 0		0- 0		0- 0	
RPI S	Opponent	Score		RPI S	Opponent	Score		RPI S	Opponent	Score	
39 A	Ohio	1	3	99 A	Milwaukee	1	3	107 N	Washington St.	1	3
42 A	Western Ky.	0	3	100 A	Northern Ill.	1	3	114 H	Miami (OH)	0	3
47 N	Purdue	1	3	100 H	Northern Ill.	0	3	119 H	Oakland	3	2
								122 A	Eastern Mich.	3	0
								122 H	Eastern Mich.	3	0
								126 A	Ball St.	2	3
								126 H	Ball St.	2	3
								156 N	IUPUI	3	1
								166 A	Kent St.	1	3
								175 A	Notre Dame	3	0
								176 H	Buffalo	3	1
								208 A	IPFW	3	1
								208 H	IPFW	2	3
								231 A	Bowling Green	3	2
								235 A	Stony Brook	2	3
								245 N	Kennesaw St.	3	1
								246 A	Central Mich.	3	1
								246 H	Central Mich.	3	2
								256 N	Austin Peay	3	1
								265 H	Akron	3	0
								270 H	Louisiana Tech	3	0
								277 A	Toledo	3	1
								277 H	Toledo	3	0
								305 A	Iona	3	1
								325 N	St. Francis Brooklyn	3	0
LAST 10 GAMES											
246 H	Central Mich.	3	2	277 A	Toledo	3	1				
122 H	Eastern Mich.	3	0	166 A	Kent St.	1	3				
114 H	Miami (OH)	0	3	39 A	Ohio	1	3				
100 H	Northern Ill.	0	3	208 A	IPFW	3	1				
126 A	Ball St.	2	3	265 H	Akron	3	0				

Non-Div. I Games:

Western Mich.

Average RPI Win:		214	WON-LOST RECORD		WINNING PCT. RANK		LAST 10 GAMES		STRENGTH OF SCHEDULE		OPP. STRENGTH OF SCHEDULE		TEAM RPI		ADJ RPI		CONF. RPI		ADJ CONF. RPI				
DIV. I ONLY			16- 13		.55172 144		5- 5		209		151		162		.49477 161		17		17				
DIV. I NON-CONF.			9- 6		.6 122		0- 0		183		151		140		.51427 137		15		15				
TOTALS		RPI 1-25		RPI 26-50		W-L RECORDS		RPI 51-100		RPI 101-150		RPI 150+											
16- 13		0- 1		0- 1		OVERALL		2- 2		0- 5		14- 4											
4- 3		0- 0		0- 0		HOME		1- 0		0- 2		3- 1											
6- 8		0- 0		0- 1		AWAY		0- 2		0- 2		6- 3											
6- 2		0- 1		0- 0		NEUTRAL		1- 0		0- 1		5- 0											
9- 6		0- 1		0- 1		NON-CONFERENCE		1- 1		0- 1		8- 2											
0- 0		0- 0		0- 0		HOME		0- 0		0- 0		0- 0											
3- 4		0- 0		0- 1		AWAY		0- 1		0- 0		3- 2											
6- 2		0- 1		0- 0		NEUTRAL		1- 0		0- 1		5- 0											
7- 7		0- 0		0- 0		CONFERENCE		1- 1		0- 4		6- 2											
4- 3		0- 0		0- 0		HOME		1- 0		0- 2		3- 1											
3- 4		0- 0		0- 0		AWAY		0- 1		0- 2		3- 1											
0- 0		0- 0		0- 0		NEUTRAL		0- 0		0- 0		0- 0											
RPI	S	Opponent		Score		RPI	S	Opponent		Score		RPI	S	Opponent		Score							
18	N	Kansas St.		1	3	48	A	Michigan		0	3	56	N	Virginia		3	2	115	A	Valparaiso		1	3
												59	A	Northwestern		0	3	115	H	Valparaiso		0	3
												99	A	Milwaukee		1	3	119	A	Oakland		2	3
												99	H	Milwaukee		3	0	119	H	Oakland		0	3
																		122	N	Eastern Mich.		0	3
																		153	A	Duquesne		2	3
																		166	A	Kent St.		2	3
																		169	A	Belmont		3	0
																		171	A	Cleveland St.		3	1
																		171	H	Cleveland St.		1	3
																		172	N	Indiana St.		3	1
																		193	A	Ill.-Chicago		3	1
																		193	H	Ill.-Chicago		3	1
																		222	N	Loyola Chicago		3	1
																		225	A	Robert Morris		3	1
																		233	A	Green Bay		2	3
																		233	H	Green Bay		3	2
																		245	N	Kennesaw St.		3	0
																		267	N	Evansville		3	0
																		281	A	Wright St.		3	1
																		281	H	Wright St.		3	0
																		289	A	Saint Francis (PA)		3	1
																		321	N	UMass Lowell		3	0
LAST 10 GAMES																							
						171	H	Cleveland St.		1	3	119	A	Oakland		2	3	321	N				
						233	A	Green Bay		2	3	281	A	Wright St.		3	1						
						99	A	Milwaukee		1	3	171	A	Cleveland St.		3	1						
						115	H	Valparaiso		0	3	99	H	Milwaukee		3	0						
						193	H	Ill.-Chicago		3	1	233	H	Green Bay		3	2						

Non-Div. I Games:

Youngstown St.

Average RPI Win:	237	WON-LOST	WINNING	LAST 10	STRENGTH OF	OPP. STRENGTH	TEAM	ADJ	CONF.	ADJ CONF.	
Average RPI Loss:	107	RECORD	PCT. RANK	GAMES	SCHEDULE	OF SCHEDULE	RPI	RPI	RPI	RPI	
DIV. I ONLY	16- 13	.55172	144	7- 3	183	206	157	.49398	162	12	12
DIV. I NON-CONF.	9- 6	.6	122	1- 0	239	279	178	.49009	174	14	14
<hr/>											
TOTALS	RPI 1-25	RPI 26-50		W-L RECORDS	RPI 51-100		RPI 101-150		RPI 150+		
16- 13	0- 0	0- 3		OVERALL	1- 3		1- 4		14- 3		
10- 4	0- 0	0- 1		HOME	1- 2		1- 1		8- 0		
3- 7	0- 0	0- 1		AWAY	0- 1		0- 2		3- 3		
3- 2	0- 0	0- 1		NEUTRAL	0- 0		0- 1		3- 0		
<hr/>											
9- 6	0- 0	0- 1		NON-CONFERENCE	0- 2		0- 3		9- 0		
4- 3	0- 0	0- 0		HOME	0- 2		0- 1		4- 0		
2- 1	0- 0	0- 0		AWAY	0- 0		0- 1		2- 0		
3- 2	0- 0	0- 1		NEUTRAL	0- 0		0- 1		3- 0		
<hr/>											
7- 7	0- 0	0- 2		CONFERENCE	1- 1		1- 1		5- 3		
6- 1	0- 0	0- 1		HOME	1- 0		1- 0		4- 0		
1- 6	0- 0	0- 1		AWAY	0- 1		0- 1		1- 3		
0- 0	0- 0	0- 0		NEUTRAL	0- 0		0- 0		0- 0		
<hr/>											
RPI	S	Opponent	Score	RPI	S	Opponent	Score	RPI	S	Opponent	Score
				26	N	Marquette	0 3	71	A	FGCU	1 3
				32	A	Lipscomb	1 3	71	H	FGCU	3 2
				32	H	Lipscomb	2 3	77	H	Dayton	0 3
								85	H	Coastal Caro.	0 3
								103	A	South Carolina	1 3
								113	A	Northern Ky.	0 3
								113	H	Northern Ky.	3 0
								121	N	Georgia Tech	0 3
								130	H	Fla. Atlantic	0 3
								178	H	Charlotte	3 1
								179	A	North Florida	0 3
								179	H	North Florida	3 0
								183	A	Stetson	2 3
								183	H	Stetson	3 1
								216	H	Georgia St.	3 2
								241	N	Gardner-Webb	3 1
								245	A	Kennesaw St.	2 3
								245	H	Kennesaw St.	3 0
								254	A	USC Upstate	3 2
								254	H	USC Upstate	3 0
								279	H	UNC Asheville	3 0
								303	A	Charleston So.	3 0
								306	A	Bethune-Cookman	3 0
								306	H	Bethune-Cookman	3 1
								326	N	N.C. Central	3 0
								331	N	South Carolina St.	3 0
<hr/>											
LAST 10 GAMES											
				71	H	FGCU	3 2	245	A	Kennesaw St.	2 3
				183	H	Stetson	3 1	179	A	North Florida	0 3
				32	H	Lipscomb	2 3	306	A	Bethune-Cookman	3 0
				113	H	Northern Ky.	3 0	245	H	Kennesaw St.	3 0
				254	A	USC Upstate	3 2	254	H	USC Upstate	3 0

Non-Div. I Games:

Jacksonville

Average RPI Win: 251		WON-LOST RECORD		WINNING PCT. RANK		LAST 10 GAMES		STRENGTH OF SCHEDULE		OPP. STRENGTH OF SCHEDULE		TEAM RPI		ADJ RPI		CONF. RPI		ADJ CONF. RPI	
DIV. I ONLY		12- 15		.44444 201		5- 5		111		156		171		.49311 163		24		24	
DIV. I NON-CONF.		4- 9		.30769 256		0- 0		67		29		159		.50641 146		23		23	
TOTALS		RPI 1-25		RPI 26-50		W-L RECORDS		RPI 51-100		RPI 101-150		RPI 150+							
12- 15		0- 3		0- 1		OVERALL		0- 6		1- 2		11- 3							
6- 6		0- 0		0- 1		HOME		0- 3		1- 1		5- 1							
5- 7		0- 2		0- 0		AWAY		0- 2		0- 1		5- 2							
1- 2		0- 1		0- 0		NEUTRAL		0- 1		0- 0		1- 0							
4- 9		0- 3		0- 1		NON-CONFERENCE		0- 4		0- 1		4- 0							
1- 4		0- 0		0- 1		HOME		0- 2		0- 1		1- 0							
2- 3		0- 2		0- 0		AWAY		0- 1		0- 0		2- 0							
1- 2		0- 1		0- 0		NEUTRAL		0- 1		0- 0		1- 0							
8- 6		0- 0		0- 0		CONFERENCE		0- 2		1- 1		7- 3							
5- 2		0- 0		0- 0		HOME		0- 1		1- 0		4- 1							
3- 4		0- 0		0- 0		AWAY		0- 1		0- 1		3- 2							
0- 0		0- 0		0- 0		NEUTRAL		0- 0		0- 0		0- 0							
RPI	S	Opponent		Score		RPI	S	Opponent		Score		RPI	S	Opponent		Score			
2	N	Texas		0	3	35	H	Oregon St.		0	3	123	A	New Mexico St.		1	3		
4	A	Washington		0	3			61 H UNLV		0	3	123	H	New Mexico St.		3	1		
8	A	Oregon		0	3			63 A New Mexico		0	3	137	H	UC Davis		0	3		
								81 N Gonzaga		0	3	186	A	Utah Valley		2	3		
								88 A UMKC		1	3	186	H	Utah Valley		3	1		
								88 H UMKC		1	3	194	N	UTEP		3	0		
												221	A	Bakersfield		0	3		
												221	H	Bakersfield		0	3		
												224	A	Eastern Wash.		3	2		
												239	A	Grand Canyon		3	2		
												239	H	Grand Canyon		3	1		
												258	A	Montana		3	2		
												299	A	Tex.-Pan American		3	0		
												299	H	Tex.-Pan American		3	0		
												308	H	Lafayette		3	0		
												323	A	Chicago St.		3	1		
												323	H	Chicago St.		3	0		
LAST 10 GAMES																			
						221	A	Bakersfield		0	3	123	A	New Mexico St.		1	3		
						239	A	Grand Canyon		3	2	186	H	Utah Valley		3	1		
						323	H	Chicago St.		3	0	239	H	Grand Canyon		3	1		
						88	H	UMKC		1	3	221	H	Bakersfield		0	3		
						299	A	Tex.-Pan American		3	0	88	A	UMKC		1	3		

Non-Div. I Games:

Seattle

Average RPI Win:	205	WON-LOST RECORD	WINNING PCT. RANK	LAST 10 GAMES	STRENGTH OF SCHEDULE	OPP. STRENGTH OF SCHEDULE	TEAM RPI	ADJ RPI	CONF. RPI	ADJ CONF. RPI					
DIV. I ONLY		19- 11	.63333	98	6- 4	253	164	150	.49232	164	20	21			
DIV. I NON-CONF.		10- 6	.625	115	0- 0	285	85	167	.49045	173	22	22			
<hr/>															
TOTALS	RPI 1-25	RPI 26-50		W-L RECORDS		RPI 51-100		RPI 101-150		RPI 150+					
19- 11	0- 0	0- 0		OVERALL		3- 2		1- 4		15- 5					
8- 4	0- 0	0- 0		HOME		2- 1		0- 1		6- 2					
6- 5	0- 0	0- 0		AWAY		1- 1		1- 2		4- 2					
5- 2	0- 0	0- 0		NEUTRAL		0- 0		0- 1		5- 1					
<hr/>															
10- 6	0- 0	0- 0		NON-CONFERENCE		1- 1		1- 3		8- 2					
3- 2	0- 0	0- 0		HOME		1- 1		0- 1		2- 0					
2- 2	0- 0	0- 0		AWAY		0- 0		1- 1		1- 1					
5- 2	0- 0	0- 0		NEUTRAL		0- 0		0- 1		5- 1					
<hr/>															
9- 5	0- 0	0- 0		CONFERENCE		2- 1		0- 1		7- 3					
5- 2	0- 0	0- 0		HOME		1- 0		0- 0		4- 2					
4- 3	0- 0	0- 0		AWAY		1- 1		0- 1		3- 1					
0- 0	0- 0	0- 0		NEUTRAL		0- 0		0- 0		0- 0					
<hr/>															
RPI	S	Opponent	Score	RPI	S	Opponent	Score	RPI	S	Opponent	Score				
				73 H Furman				3	2	101 A Auburn				2	3
				85 A Coastal Caro.				3	1	102 N California				1	3
				85 H Coastal Caro.				3	1	103 H South Carolina				0	3
				94 H Clemson				1	3	143 A Wake Forest				3	1
				98 A Radford				0	3	144 A Liberty				0	3
								159 N South Fla.				3	2		
								178 A Charlotte				3	2		
								182 N Rutgers				3	0		
								188 H High Point				0	3		
								192 A Presbyterian				3	2		
								192 H Presbyterian				2	3		
								202 N Western Caro.				3	0		
								211 A Air Force				0	3		
								214 H Campbell				3	1		
								230 N SIUE				1	3		
								236 N Troy				3	1		
								241 A Gardner-Webb				3	0		
								241 H Gardner-Webb				3	1		
								254 H USC Upstate				3	0		
								260 H Davidson				3	0		
								274 N Elon				3	0		
								279 A UNC Asheville				2	3		
								279 H UNC Asheville				3	1		
								303 A Charleston So.				3	1		
				303 H Charleston So.				3	0						
<hr/>															
				LAST 10 GAMES											
192 A Presbyterian				3	2	144 A Liberty				0	3	279 H UNC Asheville		3	1
279 A UNC Asheville				2	3	98 A Radford				0	3	303 A Charleston So.		3	1
241 A Gardner-Webb				3	0	214 H Campbell				3	1	303 H Charleston So.		3	0
303 H Charleston So.				3	0	188 H High Point				0	3				
85 H Coastal Caro.				3	1	241 H Gardner-Webb				3	1				

Non-Div. I Games:

Winthrop

Average RPI Win:	201	WON-LOST	WINNING	LAST 10	STRENGTH OF	OPP. STRENGTH	TEAM	ADJ	CONF.	ADJ CONF.	
Average RPI Loss:	133	RECORD	PCT. RANK	GAMES	SCHEDULE	OF SCHEDULE	RPI	RPI	RPI	RPI	
DIV. I ONLY	14- 16	.46667	189	7- 3	99	211	163	.49179	165	21	20
DIV. I NON-CONF.	6- 8	.42857	209	1- 0	32	190	119	.53556	114	19	19
<hr/>											
TOTALS	RPI 1-25	RPI 26-50		W-L RECORDS		RPI 51-100		RPI 101-150		RPI 150+	
14- 16	0- 0	0- 0		OVERALL		2- 6		3- 4		9- 6	
7- 2	0- 0	0- 0		HOME		2- 0		1- 0		4- 2	
4- 9	0- 0	0- 0		AWAY		0- 4		1- 1		3- 4	
3- 5	0- 0	0- 0		NEUTRAL		0- 2		1- 3		2- 0	
<hr/>											
6- 8	0- 0	0- 0		NON-CONFERENCE		0- 4		3- 4		3- 0	
1- 0	0- 0	0- 0		HOME		0- 0		1- 0		0- 0	
2- 3	0- 0	0- 0		AWAY		0- 2		1- 1		1- 0	
3- 5	0- 0	0- 0		NEUTRAL		0- 2		1- 3		2- 0	
<hr/>											
8- 8	0- 0	0- 0		CONFERENCE		2- 2		0- 0		6- 6	
6- 2	0- 0	0- 0		HOME		2- 0		0- 0		4- 2	
2- 6	0- 0	0- 0		AWAY		0- 2		0- 0		2- 4	
0- 0	0- 0	0- 0		NEUTRAL		0- 0		0- 0		0- 0	
<hr/>											
RPI S	Opponent	Score	RPI S	Opponent	Score	RPI S	Opponent	Score	RPI S	Opponent	Score
						82 A	Towson	0 3	102 N	California	0 3
						88 N	UMKC	2 3	114 N	Miami (OH)	0 3
						89 A	South Dakota	1 3	114 N	Miami (OH)	3 1
						89 H	South Dakota	3 1	115 A	Valparaiso	3 2
						90 A	Denver	2 3	117 H	North Dakota	3 1
						90 H	Denver	3 1	123 A	New Mexico St.	1 3
						98 N	Radford	0 3	140 N	St. John's (NY)	0 3
						99 A	Milwaukee	0 3	156 A	IUPUI	0 3
									156 H	IUPUI	0 3
									166 N	Kent St.	3 2
									173 A	Oral Roberts	1 3
									173 H	Oral Roberts	1 3
									208 A	IPFW	1 3
									208 H	IPFW	3 2
									225 N	Robert Morris	3 2
									237 A	Omaha	1 3
									237 H	Omaha	3 1
									278 A	Western Ill.	3 1
									278 H	Western Ill.	3 1
									294 A	Bradley	3 1
									302 A	South Dakota St.	3 2
									302 H	South Dakota St.	3 0
			LAST 10 GAMES								
			173 H	Oral Roberts	1 3	90 H	Denver	3 1			
			208 H	IPFW	3 2	302 H	South Dakota St.	3 0			
			156 A	IUPUI	0 3	237 H	Omaha	3 1			
			278 A	Western Ill.	3 1	115 A	Valparaiso	3 2			
			89 H	South Dakota	3 1	208 A	IPFW	1 3			

Non-Div. I Games:

North Dakota St.

Average RPI Win:	228		WON-LOST RECORD	WINNING PCT. RANK	LAST 10 GAMES		STRENGTH OF SCHEDULE	OPP. STRENGTH OF SCHEDULE	TEAM RPI	ADJ RPI	CONF. RPI	ADJ CONF. RPI
DIV. I ONLY DIV. I NON-CONF.	125	16- 13 8- 5	.55172 .61538	144 117	6- 4 0- 0	212 235	192 209	165 158	.49009 .49662	166 162	16 16	16 16
TOTALS	RPI 1-25		RPI 26-50		W-L RECORDS		RPI 51-100			RPI 101-150		RPI 150+
16- 13	0- 0		0- 2		OVERALL		1- 3			0- 5		15- 3
9- 3	0- 0		0- 1		HOME		0- 1			0- 1		9- 0
4- 7	0- 0		0- 1		AWAY		1- 2			0- 3		3- 1
3- 3	0- 0		0- 0		NEUTRAL		0- 0			0- 1		3- 2
8- 5	0- 0		0- 0		NON-CONFERENCE		1- 2			0- 1		7- 2
4- 0	0- 0		0- 0		HOME		0- 0			0- 0		4- 0
1- 2	0- 0		0- 0		AWAY		1- 2			0- 0		0- 0
3- 3	0- 0		0- 0		NEUTRAL		0- 0			0- 1		3- 2
8- 8	0- 0		0- 2		CONFERENCE		0- 1			0- 4		8- 1
5- 3	0- 0		0- 1		HOME		0- 1			0- 1		5- 0
3- 5	0- 0		0- 1		AWAY		0- 0			0- 3		3- 1
0- 0	0- 0		0- 0		NEUTRAL		0- 0			0- 0		0- 0
RPI S	Opponent	Score	RPI S	Opponent	Score	RPI S	Opponent	Score	RPI S	Opponent	Score	
			39 A Ohio		1 3	74 A West Virginia		1 3	114 A Miami (OH)		0 3	
			39 H Ohio		1 3	82 A Towson		1 3	114 H Miami (OH)		2 3	
						96 A Col. of Charleston		3 2	122 A Eastern Mich.		0 3	
						100 H Northern Ill.		1 3	126 A Ball St.		0 3	
									140 N St. John's (NY)		2 3	
									160 H Western Mich.		3 1	
									161 H Youngstown St.		3 2	
									165 N North Dakota St.		2 3	
									176 A Buffalo		3 2	
									176 H Buffalo		3 0	
									217 H New Hampshire		3 1	
									231 A Bowling Green		0 3	
									231 H Bowling Green		3 1	
									246 H Central Mich.		3 2	
									258 N Montana		3 2	
									260 N Davidson		3 0	
									265 A Akron		3 1	
									265 H Akron		3 1	
									267 H Evansville		3 1	
									277 A Toledo		3 0	
									280 N Mercer		1 3	
									289 N Saint Francis (PA)		3 1	
									298 H Morehead St.		3 0	
					LAST 10 GAMES							
			231 H Bowling Green		3 1	39 H Ohio		1 3				
			114 H Miami (OH)		2 3	160 H Western Mich.		3 1				
			265 A Akron		3 1	100 H Northern Ill.		1 3				
			176 A Buffalo		3 2	126 A Ball St.		0 3				
			246 H Central Mich.		3 2	277 A Toledo		3 0				

Non-Div. I Games:

Kent St.

Average RPI Win: 255		WON-LOST RECORD		WINNING PCT. RANK		LAST 10 GAMES		STRENGTH OF SCHEDULE		OPP. STRENGTH OF SCHEDULE		TEAM RPI		ADJ RPI		CONF. RPI		ADJ CONF. RPI	
Average RPI Loss: 110																			
DIV. I ONLY		18- 15		.54545 149		7- 3		220		202		174		.49003 167		26		26	
DIV. I NON-CONF.		5- 10		.33333 246		0- 0		108		95		200		.48118 189		26		25	
TOTALS		RPI 1-25		RPI 26-50		W-L RECORDS		RPI 51-100		RPI 101-150		RPI 150+							
18- 15		0- 2		0- 1		OVERALL		0- 3		1- 7		17- 2							
9- 4		0- 0		0- 0		HOME		0- 0		0- 4		9- 0							
6- 8		0- 2		0- 1		AWAY		0- 2		0- 1		6- 2							
3- 3		0- 0		0- 0		NEUTRAL		0- 1		1- 2		2- 0							
5- 10		0- 2		0- 1		NON-CONFERENCE		0- 3		1- 4		4- 0							
2- 2		0- 0		0- 0		HOME		0- 0		0- 2		2- 0							
1- 5		0- 2		0- 1		AWAY		0- 2		0- 0		1- 0							
2- 3		0- 0		0- 0		NEUTRAL		0- 1		1- 2		1- 0							
13- 5		0- 0		0- 0		CONFERENCE		0- 0		0- 3		13- 2							
7- 2		0- 0		0- 0		HOME		0- 0		0- 2		7- 0							
5- 3		0- 0		0- 0		AWAY		0- 0		0- 1		5- 2							
1- 0		0- 0		0- 0		NEUTRAL		0- 0		0- 0		1- 0							
RPI S	Opponent		Score		RPI S	Opponent		Score		RPI S	Opponent		Score		RPI S	Opponent		Score	
19 A	Texas A&M		1	3	34 A	Loyola Marymount		2	3	58 A	Baylor		1	3	116 N	Texas Tech		1	3
23 A	Long Beach St.		0	3						91 A	Rice		0	3	124 A	Central Ark.		0	3
										92 N	Northern Colo.		2	3	124 H	Central Ark.		1	3
															128 N	Northern Ariz.		1	3
															132 H	Stephen F. Austin		1	3
															136 H	Boise St.		0	3
															139 H	Houston		2	3
															150 N	St. Mary's (CA)		3	2
															184 A	Sam Houston St.		0	3
															184 H	Sam Houston St.		3	0
															200 A	Houston Baptist		3	0
															200 H	Houston Baptist		3	1
															234 N	Portland		3	1
															237 H	Omaha		3	0
															242 H	Northwestern St.		3	1
															253 A	Incarnate Word		3	0
															253 H	Incarnate Word		3	1
															255 A	Southeastern La.		2	3
															275 H	McNeese St.		3	0
															285 A	Lamar		3	0
															285 H	Lamar		3	0
															286 H	Nicholls St.		3	0
															286 H	Nicholls St.		3	0
															286 H	Nicholls St.		3	0
															286 H	Nicholls St.		3	0
															286 H	Nicholls St.		3	0
															286 H	Nicholls St.		3	0
															286 H	Nicholls St.		3	0
															286 H	Nicholls St.		3	0
															286 H	Nicholls St.		3	0
															286 H	Nicholls St.		3	0
															286 H	Nicholls St.		3	0
															286 H	Nicholls St.		3	0
															286 H	Nicholls St.		3	0
															286 H	Nicholls St.		3	0
															286 H	Nicholls St.		3	0
															286 H	Nicholls St.		3	0
															286 H	Nicholls St.		3	0
															286 H	Nicholls St.		3	0
															286 H	Nicholls St.		3	0
															286 H	Nicholls St.		3	0
															286 H	Nicholls St.		3	0
															286 H	Nicholls St.		3	0
															286 H	Nicholls St.		3	0
															286 H	Nicholls St.		3	0
															286 H	Nicholls St.		3	0
															286 H	Nicholls St.		3	0
															286 H	Nicholls St.		3	0
															286 H	Nicholls St.		3	0
															286 H	Nicholls St.		3	0
															286 H	Nicholls St.		3	0
															286 H	Nicholls St.		3	0
															286 H	Nicholls St.		3	0
															286 H	Nicholls St.		3	0
													</						

Non-Div. I Games:

A&M-Corpus Christi

Average RPI Win: 222		WON-LOST	WINNING	LAST 10	STRENGTH OF		OPP. STRENGTH	TEAM	ADJ	CONF.	ADJ CONF.
Average RPI Loss: 128		RECORD	PCT. RANK	GAMES	SCHEDULE		OF SCHEDULE	RPI	RPI	RPI	RPI
DIV. I ONLY		15- 16	.48387 180	5- 5	148		179	169	.48871 168	13	13
DIV. I NON-CONF.		7- 8	.46667 180	0- 0	218		196	216	.46069 218	17	17
TOTALS		RPI 1-25	RPI 26-50	W-L RECORDS	RPI 51-100		RPI 101-150	RPI 150+			
15- 16	0- 0		0- 1	OVERALL	1- 5		2- 5	12- 5			
9- 8	0- 0		0- 0	HOME	0- 2		1- 3	8- 3			
5- 5	0- 0		0- 0	AWAY	1- 3		1- 2	3- 0			
1- 3	0- 0		0- 1	NEUTRAL	0- 0		0- 0	1- 2			
7- 8	0- 0		0- 1	NON-CONFERENCE	1- 1		0- 1	6- 5			
5- 4	0- 0		0- 0	HOME	0- 0		0- 1	5- 3			
1- 1	0- 0		0- 0	AWAY	1- 1		0- 0	0- 0			
1- 3	0- 0		0- 1	NEUTRAL	0- 0		0- 0	1- 2			
8- 8	0- 0		0- 0	CONFERENCE	0- 4		2- 4	6- 0			
4- 4	0- 0		0- 0	HOME	0- 2		1- 2	3- 0			
4- 4	0- 0		0- 0	AWAY	0- 2		1- 2	3- 0			
0- 0	0- 0		0- 0	NEUTRAL	0- 0		0- 0	0- 0			
RPI S	Opponent	Score	RPI S	Opponent	Score	RPI S	Opponent	Score	RPI S	Opponent	Score
			45 N	Santa Clara	0 3	54 A	Pittsburgh	0 3	104 A	Hofstra	1 3
						69 A	Harvard	3 0	104 H	Hofstra	1 3
						82 A	Towson	0 3	106 A	UNCW	3 0
						82 H	Towson	0 3	106 H	UNCW	1 3
						96 A	Col. of Charleston	0 3	133 A	James Madison	2 3
						96 H	Col. of Charleston	2 3	133 H	James Madison	3 2
									148 H	Princeton	2 3
									157 H	Rhode Island	0 3
									158 H	Villanova	1 3
									159 N	South Fla.	2 3
									195 H	Penn	3 0
									212 H	Manhattan	3 1
									222 H	Loyola Chicago	2 3
									223 A	Northeastern	3 1
									223 H	Northeastern	3 0
									244 A	William & Mary	3 0
									244 H	William & Mary	3 0
									263 N	Central Conn. St.	3 1
									272 H	Albany (NY)	3 1
									274 A	Elon	3 0
									274 H	Elon	3 0
									283 H	George Mason	3 0
									296 N	Sacred Heart	0 3
									322 H	Delaware St.	3 0
			LAST 10 GAMES								
			106 H	UNCW	1 3	96 H	Col. of Charleston	2 3			
			274 H	Elon	3 0	104 H	Hofstra	1 3			
			244 A	William & Mary	3 0	82 H	Towson	0 3			
			133 A	James Madison	2 3	274 A	Elon	3 0			
			223 H	Northeastern	3 0	106 A	UNCW	3 0			

Non-Div. I Games:

Delaware

Average RPI Win:	251	WON-LOST RECORD	WINNING PCT. RANK	LAST 10 GAMES		STRENGTH OF SCHEDULE	OPP. STRENGTH OF SCHEDULE	TEAM RPI	ADJ RPI	CONF. RPI	ADJ CONF. RPI	
DIV. I ONLY		17- 13	.56667	136	8- 2	234	193	170	.48819	169	25	25
DIV. I NON-CONF.		4- 10	.28571	264	0- 1	166	74	246	.44447	240	24	24
<hr/>												
TOTALS	RPI 1-25		RPI 26-50		W-L RECORDS		RPI 51-100		RPI 101-150		RPI 150+	
17- 13	0- 0		1- 2		OVERALL		0- 1		0- 5		16- 5	
8- 6	0- 0		0- 0		HOME		0- 0		0- 3		8- 3	
7- 5	0- 0		0- 2		AWAY		0- 0		0- 1		7- 2	
2- 2	0- 0		1- 0		NEUTRAL		0- 1		0- 1		1- 0	
4- 10	0- 0		1- 2		NON-CONFERENCE		0- 1		0- 4		3- 3	
2- 4	0- 0		0- 0		HOME		0- 0		0- 2		2- 2	
0- 4	0- 0		0- 2		AWAY		0- 0		0- 1		0- 1	
2- 2	0- 0		1- 0		NEUTRAL		0- 1		0- 1		1- 0	
13- 3	0- 0		0- 0		CONFERENCE		0- 0		0- 1		13- 2	
6- 2	0- 0		0- 0		HOME		0- 0		0- 1		6- 1	
7- 1	0- 0		0- 0		AWAY		0- 0		0- 0		7- 1	
0- 0	0- 0		0- 0		NEUTRAL		0- 0		0- 0		0- 0	
RPI	S	Opponent	Score	RPI	S	Opponent	Score	RPI	S	Opponent	Score	
				32	A	Lipscomb	0 3	96	N	Col. of Charleston	1 3	
				42	A	Western Ky.	0 3					
				50	N	Virginia Tech	3 2					
										107	N	Washington St.
										112	A	Georgia
										113	H	Northern Ky.
										134	H	Murray St.
										144	H	Liberty
										161	H	Youngstown St.
										187	A	Eastern Ky.
										187	H	Eastern Ky.
										209	A	Middle Tenn.
										227	A	Eastern Ill.
										230	H	SIUE
										240	N	Chattanooga
										243	A	Southeast Mo. St.
										245	H	Kennesaw St.
										247	A	Jacksonville St.
										247	H	Jacksonville St.
										256	H	Austin Peay
										264	A	UT Martin
										267	H	Evansville
										276	A	Tennessee Tech
										276	H	Tennessee Tech
										281	H	Wright St.
										282	A	Tennessee St.
										282	H	Tennessee St.
										298	A	Morehead St.
										298	H	Morehead St.

Non-Div. I Games:

Belmont

Average RPI Win:	248	WON-LOST	WINNING	LAST 10	STRENGTH OF	OPP. STRENGTH	TEAM	ADJ	CONF.	ADJ CONF.	
Average RPI Loss:	127	RECORD	PCT. RANK	GAMES	SCHEDULE	OF SCHEDULE	RPI	RPI	RPI	RPI	
DIV. I ONLY	20- 13	.60606	120	5- 5	252	235	167	.48599	170	15	15
DIV. I NON-CONF.	11- 6	.64706	104	0- 0	266	300	177	.48703	180	12	13
<hr/>											
TOTALS	RPI 1-25	RPI 26-50		W-L RECORDS		RPI 51-100		RPI 101-150		RPI 150+	
20- 13	0- 0	0- 2		OVERALL		0- 3		3- 4		17- 4	
9- 2	0- 0	0- 1		HOME		0- 1		3- 0		6- 0	
6- 8	0- 0	0- 0		AWAY		0- 1		0- 3		6- 4	
5- 3	0- 0	0- 1		NEUTRAL		0- 1		0- 1		5- 0	
<hr/>											
11- 6	0- 0	0- 1		NON-CONFERENCE		0- 1		0- 3		11- 1	
3- 0	0- 0	0- 0		HOME		0- 0		0- 0		3- 0	
3- 3	0- 0	0- 0		AWAY		0- 0		0- 2		3- 1	
5- 3	0- 0	0- 1		NEUTRAL		0- 1		0- 1		5- 0	
<hr/>											
9- 7	0- 0	0- 1		CONFERENCE		0- 2		3- 1		6- 3	
6- 2	0- 0	0- 1		HOME		0- 1		3- 0		3- 0	
3- 5	0- 0	0- 0		AWAY		0- 1		0- 1		3- 3	
0- 0	0- 0	0- 0		NEUTRAL		0- 0		0- 0		0- 0	
<hr/>											
RPI	S	Opponent	Score	RPI	S	Opponent	Score	RPI	S	Opponent	Score
				28	N	Alabama	0 3	66	A	UTSA	0 3
				42	H	Western Ky.	1 3	82	N	Towson	0 3
								91	H	Rice	0 3
										108	H North Texas
										112	N Georgia
										121	A Georgia Tech
										127	A La.-Lafayette
										130	A Fla. Atlantic
										130	H Fla. Atlantic
										149	H Marshall
										178	A Charlotte
										178	H Charlotte
										194	A UTEP
										209	A Middle Tenn.
										232	A UAB
										232	H UAB
										236	A Troy
										242	N Northwestern St.
										243	N Southeast Mo. St.
										249	A FIU
										255	A Southeastern La.
										270	A Louisiana Tech
										270	H Louisiana Tech
										286	H Nicholls St.
										286	N Nicholls St.
										287	A Alabama St.
										313	N Southern U.
										317	H Alabama A&M
										317	N Alabama A&M
										319	H Ark.-Pine Bluff
											</

Non-Div. I Games:

Southern Miss.

RPI	S	Opponent	Score	
320	A	New Orleans	3	0

Southern Miss.

S
o
u
t
h
e
r
n
M
i
s
s
.

S
o
u
t
h
e
r
n
M
i
s
s
.

Average RPI Win:	206	WON-LOST RECORD	WINNING PCT. RANK	LAST 10 GAMES	STRENGTH OF SCHEDULE	OPP. STRENGTH OF SCHEDULE	TEAM RPI	ADJ RPI	CONF. RPI	ADJ CONF. RPI		
DIV. I ONLY		14- 13	.51852	165	5- 5	206	134	173	.48436	171	17	17
DIV. I NON-CONF.		7- 6	.53846	147	0- 0	197	114	160	.49172	171	15	15
<hr/>												
TOTALS	RPI 1-25	RPI 26-50		W-L RECORDS		RPI 51-100		RPI 101-150		RPI 150+		
14- 13	0- 1	0- 0		OVERALL		2- 2		1- 5		11- 5		
6- 5	0- 0	0- 0		HOME		1- 1		0- 2		5- 2		
5- 5	0- 1	0- 0		AWAY		1- 0		0- 3		4- 1		
3- 3	0- 0	0- 0		NEUTRAL		0- 1		1- 0		2- 2		
7- 6	0- 1	0- 0		NON-CONFERENCE		1- 1		1- 1		5- 3		
4- 0	0- 0	0- 0		HOME		1- 0		0- 0		3- 0		
0- 3	0- 1	0- 0		AWAY		0- 0		0- 1		0- 1		
3- 3	0- 0	0- 0		NEUTRAL		0- 1		1- 0		2- 2		
7- 7	0- 0	0- 0		CONFERENCE		1- 1		0- 4		6- 2		
2- 5	0- 0	0- 0		HOME		0- 1		0- 2		2- 2		
5- 2	0- 0	0- 0		AWAY		1- 0		0- 2		4- 0		
0- 0	0- 0	0- 0		NEUTRAL		0- 0		0- 0		0- 0		
RPI	S	Opponent	Score	RPI	S	Opponent	Score	RPI	S	Opponent	Score	
16	A	Kansas	1 3					70	N	Arkansas	0 3	
								77	H	Dayton	3 1	
								99	A	Milwaukee	3 1	
								99	H	Milwaukee	0 3	
										108	N North Texas	3 2
										110	A Appalachian St.	0 3
										115	A Valparaiso	1 3
										115	H Valparaiso	0 3
										119	A Oakland	2 3
										119	H Oakland	2 3
										161	A Youngstown St.	3 1
										161	H Youngstown St.	1 3
										193	A Ill.-Chicago	3 1
										193	H Ill.-Chicago	2 3
										195	A Penn	0 3
										199	H Navy	3 0
										205	N Georgetown	3 0
										210	N Tennessee	1 3
										218	N Colgate	0 3
										233	A Green Bay	3 1
										233	H Green Bay	3 0
										265	H Akron	3 0
										276	N Tennessee Tech	3 0
										277	H Toledo	3 0
										281	A Wright St.	3 0
										281	H Wright St.	3 0
				LAST 10 GAMES								
				161	A	Youngstown St.	3 1	281	A	Wright St.	3 0	
				99	A	Milwaukee	3 1	119	A	Oakland	2 3	
				233	A	Green Bay	3 1	161	H	Youngstown St.	1 3	
				193	H	Ill.-Chicago	2 3	233	H	Green Bay	3 0	
				115	H	Valparaiso	0 3	99	H	Milwaukee	0 3	

Non-Div. I Games:

Cleveland St.

Average RPI Win:	241	WON-LOST RECORD	WINNING PCT. RANK	LAST 10 GAMES	STRENGTH OF SCHEDULE	OPP. STRENGTH OF SCHEDULE	TEAM RPI	ADJ RPI	CONF. RPI	ADJ CONF. RPI		
DIV. I ONLY		17- 11	.60714	113	5- 5	273	218	180	.48359	172	14	14
DIV. I NON-CONF.		8- 4	.66667	88	0- 1	298	312	195	.47562	200	10	10
<hr/>												
TOTALS	RPI 1-25	RPI 26-50		W-L RECORDS		RPI 51-100		RPI 101-150		RPI 150+		
17- 11	0- 0	0- 2		OVERALL		1- 3		1- 2		15- 4		
10- 1	0- 0	0- 1		HOME		1- 0		1- 0		8- 0		
5- 9	0- 0	0- 1		AWAY		0- 3		0- 2		5- 3		
2- 1	0- 0	0- 0		NEUTRAL		0- 0		0- 0		2- 1		
<hr/>												
8- 4	0- 0	0- 0		NON-CONFERENCE		0- 0		0- 1		8- 3		
4- 0	0- 0	0- 0		HOME		0- 0		0- 0		4- 0		
2- 3	0- 0	0- 0		AWAY		0- 0		0- 1		2- 2		
2- 1	0- 0	0- 0		NEUTRAL		0- 0		0- 0		2- 1		
<hr/>												
9- 7	0- 0	0- 2		CONFERENCE		1- 3		1- 1		7- 1		
6- 1	0- 0	0- 1		HOME		1- 0		1- 0		4- 0		
3- 6	0- 0	0- 1		AWAY		0- 3		0- 1		3- 1		
0- 0	0- 0	0- 0		NEUTRAL		0- 0		0- 0		0- 0		
<hr/>												
RPI S	Opponent	Score	RPI S	Opponent	Score	RPI S	Opponent	Score	RPI S	Opponent	Score	
			44 A	Illinois St.	0 3	67 A	Wichita St.	0 3	129 A	Saint Louis	1 3	
			44 H	Illinois St.	0 3	76 A	UNI	1 3	131 A	Southern Ill.	1 3	
						76 H	UNI	3 1	131 H	Southern Ill.	3 2	
						87 A	Missouri St.	2 3	153 A	Duquesne	1 3	
									156 A	IUPUI	3 2	
									161 N	Youngstown St.	1 3	
									198 A	Drake	0 3	
									198 H	Drake	3 1	
									222 A	Loyola Chicago	3 0	
									222 H	Loyola Chicago	3 0	
									225 A	Robert Morris	3 1	
									228 N	Southern Utah	3 1	
									230 A	SIUE	1 3	
									265 H	Akron	3 0	
									267 A	Evansville	3 0	
									267 H	Evansville	3 1	
									281 H	Wright St.	3 0	
									294 A	Bradley	3 0	
									294 H	Bradley	3 1	
									319 N	Ark.-Pine Bluff	3 0	
									323 H	Chicago St.	3 1	
									328 H	N.C. A&T	3 1	
<hr/>												
			LAST 10 GAMES									
			198 A	Drake	0 3	267 A	Evansville	3 0				
			76 A	UNI	1 3	131 A	Southern Ill.	1 3				
			222 H	Loyola Chicago	3 0	76 H	UNI	3 1				
			294 H	Bradley	3 1	198 H	Drake	3 1				
			44 A	Illinois St.	0 3	129 A	Saint Louis	1 3				

Non-Div. I Games:

Indiana St.

Average RPI Win: 200		WON-LOST	WINNING	LAST 10	STRENGTH OF		OPP. STRENGTH	TEAM	ADJ		CONF.	ADJ CONF.	
Average RPI Loss: 140		RECORD	PCT. RANK	GAMES	SCHEDULE		OF SCHEDULE	RPI	RPI		RPI	RPI	
DIV. I ONLY		15- 14	.51724	170	6- 4		185	168	168	.48316	173	21	20
DIV. I NON-CONF.		6- 7	.46154	183	0- 0		114	116	150	.50154	156	19	19
TOTALS		RPI 1-25	RPI 26-50		W-L RECORDS		RPI 51-100		RPI 101-150		RPI 150+		
15- 14	0- 0	0- 1		OVERALL		3- 5		1- 2		11- 6			
6- 2	0- 0	0- 0		HOME		1- 1		0- 0		5- 1			
5- 8	0- 0	0- 0		AWAY		1- 4		1- 1		3- 3			
4- 4	0- 0	0- 1		NEUTRAL		1- 0		0- 1		3- 2			
6- 7	0- 0	0- 1		NON-CONFERENCE		2- 2		1- 2		3- 2			
0- 0	0- 0	0- 0		HOME		0- 0		0- 0		0- 0			
2- 3	0- 0	0- 0		AWAY		1- 2		1- 1		0- 0			
4- 4	0- 0	0- 1		NEUTRAL		1- 0		0- 1		3- 2			
9- 7	0- 0	0- 0		CONFERENCE		1- 3		0- 0		8- 4			
6- 2	0- 0	0- 0		HOME		1- 1		0- 0		5- 1			
3- 5	0- 0	0- 0		AWAY		0- 2		0- 0		3- 3			
0- 0	0- 0	0- 0		NEUTRAL		0- 0		0- 0		0- 0			
RPI	S	Opponent	Score	RPI	S	Opponent	Score	RPI	S	Opponent	Score		
				42	N	Western Ky.	1 3	53	A	Tulsa	1 3		
								70	A	Arkansas	3 2		
								87	A	Missouri St.	1 3		
								89	A	South Dakota	2 3		
								89	H	South Dakota	3 2		
								90	A	Denver	0 3		
								90	H	Denver	2 3		
								99	N	Milwaukee	3 0		

Non-Div. I Games:

Oral Roberts

Average RPI Win: 231		WON-LOST RECORD		WINNING PCT. RANK		LAST 10 GAMES		STRENGTH OF SCHEDULE		OPP. STRENGTH OF SCHEDULE		TEAM RPI		ADJ RPI		CONF. RPI		ADJ CONF. RPI	
DIV. I ONLY		17- 15		.53125 161		8- 2		198		201		172		.48297 174		23		23	
DIV. I NON-CONF.		6- 10		.375 234		0- 0		206		103		234		.44703 234		25		26	
TOTALS		RPI 1-25		RPI 26-50		W-L RECORDS		RPI 51-100		RPI 101-150		RPI 150+							
17- 15		0- 0		0- 2		OVERALL		1- 4		2- 3		14- 6							
9- 1		0- 0		0- 0		HOME		1- 1		1- 0		7- 0							
5- 8		0- 0		0- 1		AWAY		0- 2		0- 1		5- 4							
3- 6		0- 0		0- 1		NEUTRAL		0- 1		1- 2		2- 2							
6- 10		0- 0		0- 2		NON-CONFERENCE		1- 2		1- 2		4- 4							
2- 0		0- 0		0- 0		HOME		1- 0		0- 0		1- 0							
1- 4		0- 0		0- 1		AWAY		0- 1		0- 0		1- 2							
3- 6		0- 0		0- 1		NEUTRAL		0- 1		1- 2		2- 2							
11- 5		0- 0		0- 0		CONFERENCE		0- 2		1- 1		10- 2							
7- 1		0- 0		0- 0		HOME		0- 1		1- 0		6- 0							
4- 4		0- 0		0- 0		AWAY		0- 1		0- 1		4- 2							
0- 0		0- 0		0- 0		NEUTRAL		0- 0		0- 0		0- 0							
RPI	S	Opponent		Score		RPI	S	Opponent		Score		RPI	S	Opponent		Score			
32	A	Lipscomb		1	3	56	N	Virginia		1	3	121	N	Georgia Tech		3	2		
40	N	Utah		0	3	72	A	VCU		0	3	126	N	Ball St.		1	3		
						73	A	Furman		0	3	146	A	Samford		2	3		
						73	H	Furman		0	3	146	H	Samford		3	1		
						98	H	Radford		3	2	147	N	Maryland		1	3		
												154	A	UNC Greensboro		0	3		
												154	H	UNC Greensboro		3	1		
												178	A	Charlotte		1	3		
												180	N	Lehigh		3	0		
												202	A	Western Caro.		2	3		
												202	H	Western Caro.		3	2		
												209	H	Middle Tenn.		3	1		
												240	A	Chattanooga		3	1		
												240	H	Chattanooga		3	2		
												244	N	William & Mary		2	3		
												271	N	Morgan St.		3	0		
												273	N	Sacramento St.		1	3		
												280	A	Mercer		3	1		
												280	H	Mercer		3	1		
												282	A	Tennessee St.		1	3		
												283	A	George Mason		3	0		
												292	A	Wofford		3	1		
												292	H	Wofford		3	0		
												316	A	Citadel		3	1		
												316	H	Citadel		3	0		
LAST 10 GAMES				LAST 10 GAMES				LAST 10 GAMES				LAST 10 GAMES							
280	A	Mercer		3	1	240	H	Chattanooga		3	2	292	H	Wofford		3	0		
316	A	Citadel		3	1	154	A	UNC Greensboro		0	3	316	A	Citadel		3	1		
146	H	Samford		3	1	146	A	Samford		2	3	316	H	Citadel		3	0		
292	A	Wofford		3	1	316	H	Citadel		3	0								
202	H	Western Caro.		3	2	280	H	Mercer		3	1								

Non-Div. I Games:

East Tenn. St.

Average RPI Win:		182	WON-LOST RECORD		WINNING PCT. RANK		LAST 10 GAMES		STRENGTH OF SCHEDULE		OPP. STRENGTH OF SCHEDULE		TEAM RPI		ADJ RPI		CONF. RPI		ADJ CONF. RPI	
DIV. I ONLY			6- 20		.23077 292		2- 8		59		37		197		.48103 175		4		4	
DIV. I NON-CONF.			3- 8		.27273 270		0- 0		86		58		207		.47641 199		4		4	
TOTALS		RPI 1-25		RPI 26-50		W-L RECORDS		RPI 51-100		RPI 101-150		RPI 150+								
6- 20		0- 4		0- 3		OVERALL		1- 7		2- 4		3- 2								
4- 8		0- 1		0- 0		HOME		1- 3		1- 2		2- 2								
0- 11		0- 2		0- 3		AWAY		0- 4		0- 2		0- 0								
2- 1		0- 1		0- 0		NEUTRAL		0- 0		1- 0		1- 0								
3- 8		0- 1		0- 1		NON-CONFERENCE		0- 3		1- 1		2- 2								
1- 5		0- 0		0- 0		HOME		0- 2		0- 1		1- 2								
0- 2		0- 0		0- 1		AWAY		0- 1		0- 0		0- 0								
2- 1		0- 1		0- 0		NEUTRAL		0- 0		1- 0		1- 0								
3- 12		0- 3		0- 2		CONFERENCE		1- 4		1- 3		1- 0								
3- 3		0- 1		0- 0		HOME		1- 1		1- 1		1- 0								
0- 9		0- 2		0- 2		AWAY		0- 3		0- 2		0- 0								
0- 0		0- 0		0- 0		NEUTRAL		0- 0		0- 0		0- 0								
RPI S	Opponent		Score		RPI S	Opponent		Score		RPI S	Opponent		Score		RPI S	Opponent		Score		
3	A	Florida St.	0	3	27	A	Miami (FL)	0	3	51	A	Minnesota	0	3	107	H	Washington St.	1	3	
6	N	Wisconsin	0	3	47	A	Purdue	0	3	54	A	Pittsburgh	0	3	121	H	Georgia Tech	2	3	
22	A	Duke	1	3	50	A	Virginia Tech	0	3	56	A	Virginia	2	3	129	N	Saint Louis	3	1	
22	H	Duke	1	3						76	H	UNI	1	3	135	A	Boston College	2	3	
										93	A	Louisville	0	3	135	H	Boston College	3	2	
										93	H	Louisville	3	2	143	A	Wake Forest	2	3	
										94	H	Clemson	0	3	156	H	IUPUI	0	3	
										97	H	TCU	1	3	160	H	Western Mich.	0	3	
															213	H	Syracuse	3	1	
															223	H	Northeastern	3	1	
															298	N	Morehead St.	3	2	
LAST 10 GAMES																				
		22	A	Duke	1	3			56	A	Virginia	2	3							
		143	A	Wake Forest	2	3			50	A	Virginia Tech	0	3							
		93	H	Louisville	3	2			135	H	Boston College	3	2							
		135	A	Boston College	2	3			94	H	Clemson	0	3							
		121	H	Georgia Tech	2	3			93	A	Louisville	0	3							

Non-Div. I Games:

Notre Dame

Average RPI Win:	235	WON-LOST RECORD	WINNING PCT. RANK	LAST 10 GAMES	STRENGTH OF SCHEDULE	OPP. STRENGTH OF SCHEDULE	TEAM RPI	ADJ RPI	CONF. RPI	ADJ CONF. RPI					
DIV. I ONLY		16- 14	.53333	157	3- 7	230	207	183	.4809	176	16	16			
DIV. I NON-CONF.		10- 4	.71429	74	0- 0	262	249	138	.51275	140	16	16			
<hr/>															
TOTALS	RPI 1-25	RPI 26-50		W-L RECORDS		RPI 51-100		RPI 101-150		RPI 150+					
16- 14	0- 0	0- 2		OVERALL		1- 2		1- 4		14- 6					
7- 6	0- 0	0- 1		HOME		0- 1		1- 2		6- 2					
3- 8	0- 0	0- 1		AWAY		0- 1		0- 2		3- 4					
6- 0	0- 0	0- 0		NEUTRAL		1- 0		0- 0		5- 0					
10- 4	0- 0	0- 0		NON-CONFERENCE		1- 1		0- 1		9- 2					
3- 2	0- 0	0- 0		HOME		0- 1		0- 0		3- 1					
1- 2	0- 0	0- 0		AWAY		0- 0		0- 1		1- 1					
6- 0	0- 0	0- 0		NEUTRAL		1- 0		0- 0		5- 0					
6- 10	0- 0	0- 2		CONFERENCE		0- 1		1- 3		5- 4					
4- 4	0- 0	0- 1		HOME		0- 0		1- 2		3- 1					
2- 6	0- 0	0- 1		AWAY		0- 1		0- 1		2- 3					
0- 0	0- 0	0- 0		NEUTRAL		0- 0		0- 0		0- 0					
RPI	S	Opponent	Score	RPI	S	Opponent	Score	RPI	S	Opponent	Score				
				39	A	Ohio	0 3	75	H	Ole Miss	0 3	111	A	Indiana	1 3
				39	H	Ohio	0 3	83	N	Butler	3 1	114	A	Miami (OH)	1 3
								100	A	Northern Ill.	1 3	114	H	Miami (OH)	3 0
												122	H	Eastern Mich.	2 3
												126	H	Ball St.	1 3
												159	A	South Fla.	2 3
												160	A	Western Mich.	1 3
												166	A	Kent St.	0 3
												166	H	Kent St.	2 3
												180	H	Lehigh	0 3
												187	N	Eastern Ky.	3 0
												193	A	Ill.-Chicago	3 1
												219	H	Siena	3 0
												231	A	Bowling Green	2 3
												231	H	Bowling Green	3 0
												246	H	Central Mich.	3 1
												249	N	FIU	3 1
												259	H	Niagara	3 0
												265	A	Akron	3 0
												265	H	Akron	3 0
												277	A	Toledo	3 2
												278	N	Western Ill.	3 1
												278	N	Western Ill.	3 0
												288	H	Canisius	3 0
												331	N	South Carolina St.	3 0
LAST 10 GAMES															
				277	A	Toledo	3 2	114	A	Miami (OH)	1 3	278	N	Western Ill.	3 0
				265	H	Akron	3 0	246	H	Central Mich.	3 1	288	H	Canisius	3 0
				39	H	Ohio	0 3	122	H	Eastern Mich.	2 3	331	N	South Carolina St.	3 0
				166	H	Kent St.	2 3	100	A	Northern Ill.	1 3				
				231	A	Bowling Green	2 3	160	A	Western Mich.	1 3				

Non-Div. I Games:

Buffalo

Average RPI Win: 267		WON-LOST	WINNING	LAST 10	STRENGTH OF		OPP. STRENGTH	TEAM	ADJ	CONF.	ADJ CONF.
Average RPI Loss: 142		RECORD	PCT. RANK	GAMES	SCHEDULE		OF SCHEDULE	RPI	RPI	RPI	RPI
DIV. I ONLY		18- 10	.64286	90	8- 2		280	271	176	.47997	177
DIV. I NON-CONF.		7- 9	.4375	203	2- 1		199	179	214	.46043	219
TOTALS		RPI 1-25	RPI 26-50		W-L RECORDS		RPI 51-100		RPI 101-150		RPI 150+
18- 10	0- 0	0- 0		OVERALL		1- 4		0- 2		17- 4	
6- 3	0- 0	0- 0		HOME		0- 1		0- 0		6- 2	
8- 5	0- 0	0- 0		AWAY		0- 2		0- 1		8- 2	
4- 2	0- 0	0- 0		NEUTRAL		1- 1		0- 1		3- 0	
7- 9	0- 0	0- 0		NON-CONFERENCE		1- 4		0- 2		6- 3	
0- 3	0- 0	0- 0		HOME		0- 1		0- 0		0- 2	
3- 4	0- 0	0- 0		AWAY		0- 2		0- 1		3- 1	
4- 2	0- 0	0- 0		NEUTRAL		1- 1		0- 1		3- 0	
11- 1	0- 0	0- 0		CONFERENCE		0- 0		0- 0		11- 1	
6- 0	0- 0	0- 0		HOME		0- 0		0- 0		6- 0	
5- 1	0- 0	0- 0		AWAY		0- 0		0- 0		5- 1	
0- 0	0- 0	0- 0		NEUTRAL		0- 0		0- 0		0- 0	
RPI S	Opponent	Score	RPI S	Opponent	Score	RPI S	Opponent	Score	RPI S	Opponent	Score
						62 N	Wyoming	0 3	133 A	James Madison	1 3
						65 N	George Washington	3 1	137 N	UC Davis	1 3
						72 H	VCU	2 3	189 A	Howard	2 3
						92 A	Northern Colo.	1 3	189 H	Howard	3 1
						98 A	Radford	2 3	192 H	Presbyterian	2 3
									205 H	Georgetown	1 3
									212 A	Manhattan	3 0
									235 N	Stony Brook	3 0
									244 A	William & Mary	0 3
									251 A	Coppin St.	3 2
									251 H	Coppin St.	3 1
									255 N	Southeastern La.	3 0
									271 A	Morgan St.	3 1
									271 H	Morgan St.	3 0
									294 N	Bradley	3 2
									300 A	DePaul	3 1
									309 A	UMES	3 0
									309 H	UMES	3 1
									310 A	NJIT	3 0
									318 A	Norfolk St.	3 0
									318 H	Norfolk St.	3 0
									322 A	Delaware St.	3 0
									322 H	Delaware St.	3 0
						LAST 10 GAMES					
						322 A	Delaware St.	3 0	212 A	Manhattan	3 0
						309 H	UMES	3 1	271 H	Morgan St.	3 0
						322 H	Delaware St.	3 0	251 H	Coppin St.	3 1
						189 A	Howard	2 3	318 A	Norfolk St.	3 0
						310 A	NJIT	3 0	72 H	VCU	2 3

Non-Div. I Games:

Hampton

Average RPI Win:	193	WON-LOST	WINNING	LAST 10	STRENGTH OF	OPP. STRENGTH	TEAM	ADJ	CONF.	ADJ CONF.	
Average RPI Loss:	159	RECORD	PCT. RANK	GAMES	SCHEDULE	OF SCHEDULE	RPI	RPI	RPI	RPI	
DIV. I ONLY	17- 16	.51515	173	5- 5	167	191	164	.47984	178	15	15
DIV. I NON-CONF.	11- 6	.64706	104	0- 0	141	226	118	.52343	130	12	13
<hr/>											
TOTALS	RPI 1-25	RPI 26-50		W-L RECORDS		RPI 51-100		RPI 101-150		RPI 150+	
17- 16	0- 0	0- 1		OVERALL		1- 3		3- 4		13- 8	
6- 7	0- 0	0- 0		HOME		0- 1		0- 2		6- 4	
5- 9	0- 0	0- 1		AWAY		0- 2		1- 2		4- 4	
6- 0	0- 0	0- 0		NEUTRAL		1- 0		2- 0		3- 0	
<hr/>											
11- 6	0- 0	0- 0		NON-CONFERENCE		1- 1		2- 0		8- 5	
3- 2	0- 0	0- 0		HOME		0- 0		0- 0		3- 2	
2- 4	0- 0	0- 0		AWAY		0- 1		0- 0		2- 3	
6- 0	0- 0	0- 0		NEUTRAL		1- 0		2- 0		3- 0	
<hr/>											
6- 10	0- 0	0- 1		CONFERENCE		0- 2		1- 4		5- 3	
3- 5	0- 0	0- 0		HOME		0- 1		0- 2		3- 2	
3- 5	0- 0	0- 1		AWAY		0- 1		1- 2		2- 1	
0- 0	0- 0	0- 0		NEUTRAL		0- 0		0- 0		0- 0	
<hr/>											
RPI S	Opponent	Score	RPI S	Opponent	Score	RPI S	Opponent	Score	RPI S	Opponent	Score
			42 A	Western Ky.	0 3	60 A	Temple	1 3	106 N	UNCW	3 1
						66 H	UTSA	2 3	108 A	North Texas	3 1
						77 N	Dayton	3 1	130 A	Fla. Atlantic	0 3
						91 A	Rice	0 3	130 H	Fla. Atlantic	1 3
									148 N	Princeton	3 1
									149 A	Marshall	2 3
									149 H	Marshall	2 3
									154 H	UNC Greensboro	3 0
									162 A	Jacksonville	1 3
									164 H	Winthrop	2 3
									170 A	Southern Miss.	1 3
									170 H	Southern Miss.	3 2
									174 H	East Tenn. St.	3 1
									179 A	North Florida	3 2
									188 N	High Point	3 1
									194 A	UTEP	3 2
									202 A	Western Caro.	2 3
									209 H	Middle Tenn.	3 1
									232 H	UAB	3 0
									241 A	Gardner-Webb	2 3
									249 A	FIU	3 1
									249 H	FIU	0 3
									260 A	Davidson	3 1
									270 H	Louisiana Tech	1 3
									271 H	Morgan St.	3 1
									273 H	Sacramento St.	1 3
									284 N	Holy Cross	3 0
<hr/>											
			LAST 10 GAMES								
			170 H	Southern Miss.	3 2	66 H	UTSA	2 3	260 A	Davidson	3 1
			209 H	Middle Tenn.	3 1	270 H	Louisiana Tech	1 3	270 H	Louisiana Tech	1 3
			194 A	UTEP	3 2	149 A	Marshall	2 3	271 H	Morgan St.	3 1
			249 A	FIU	3 1	108 A	North Texas	3 1	273 H	Sacramento St.	1 3
			130 A	Fla. Atlantic	0 3	130 H	Fla. Atlantic	1 3	284 N	Holy Cross	3 0

Non-Div. I Games:

Charlotte

RPI	S	Opponent	Score	
286	N	Nicholls St.	3	2

Charlotte

C
h
a
r
l
o
t
t
e

C
h
a
r
l
o
t
t
e

L e h i g h

Lehigh

Average RPI Win:	250	WON-LOST RECORD	WINNING PCT. RANK	LAST 10 GAMES	STRENGTH OF SCHEDULE	OPP. STRENGTH OF SCHEDULE	TEAM RPI	ADJ RPI	CONF. RPI	ADJ CONF. RPI	
Average RPI Loss:	96										
DIV. I ONLY		14- 13	.51852 165	5- 5	232	180	186	.47762 181	7	7	
DIV. I NON-CONF.		9- 2	.81818 36	2- 0	310	328	164	.4964 164	8	8	
<hr/>											
TOTALS	RPI 1-25	RPI 26-50		W-L RECORDS	RPI 51-100		RPI 101-150		RPI 150+		
14- 13	0- 1	0- 3		OVERALL	0- 4		1- 1		13- 4		
9- 5	0- 0	0- 1		HOME	0- 2		0- 1		9- 1		
3- 7	0- 1	0- 2		AWAY	0- 2		1- 0		2- 2		
2- 1	0- 0	0- 0		NEUTRAL	0- 0		0- 0		2- 1		
<hr/>											
9- 2	0- 1	0- 0		NON-CONFERENCE	0- 0		0- 0		9- 1		
6- 0	0- 0	0- 0		HOME	0- 0		0- 0		6- 0		
1- 1	0- 1	0- 0		AWAY	0- 0		0- 0		1- 0		
2- 1	0- 0	0- 0		NEUTRAL	0- 0		0- 0		2- 1		
<hr/>											
5- 11	0- 0	0- 3		CONFERENCE	0- 4		1- 1		4- 3		
3- 5	0- 0	0- 1		HOME	0- 2		0- 1		3- 1		
2- 6	0- 0	0- 2		AWAY	0- 2		1- 0		1- 2		
0- 0	0- 0	0- 0		NEUTRAL	0- 0		0- 0		0- 0		
<hr/>											
RPI S	Opponent	Score	RPI S	Opponent	Score	RPI S	Opponent	Score	RPI S	Opponent	Score
10 A	Penn St.	0 3	29 A	UCF	0 3	53 A	Tulsa	0 3	139 A	Houston	3 2
			29 H	UCF	0 3	60 A	Temple	1 3	139 H	Houston	2 3
			46 A	SMU	0 3	60 H	Temple	0 3	152 H	Cincinnati	3 2
						84 H	Memphis	2 3	159 A	South Fla.	1 3
									159 H	South Fla.	3 1
									184 A	UConn	3 2
									184 H	UConn	1 3
									193 N	Ill.-Chicago	2 3
									201 A	Tulane	1 3
									201 H	Tulane	3 0
									227 N	Eastern Ill.	3 2
									271 H	Morgan St.	3 2
									276 H	Tennessee Tech	3 0
									300 N	DePaul	3 1
									309 A	UMES	3 1
									309 H	UMES	3 0
									318 H	Norfolk St.	3 0
									326 H	N.C. Central	3 0
									328 H	N.C. A&T	3 0
<hr/>											
			LAST 10 GAMES								
			184 A	UConn	3 2	159 A	South Fla.	1 3			
			60 A	Temple	1 3	29 A	UCF	0 3			
			309 A	UMES	3 1	309 H	UMES	3 0			
			201 H	Tulane	3 0	84 H	Memphis	2 3			
			139 H	Houston	2 3	152 H	Cincinnati	3 2			

Non-Div. I Games:

East Carolina

Average RPI Win: 236		WON-LOST RECORD		WINNING PCT. RANK		LAST 10 GAMES		STRENGTH OF SCHEDULE		OPP. STRENGTH OF SCHEDULE		TEAM RPI		ADJ RPI		CONF. RPI		ADJ CONF. RPI			
Average RPI Loss: 76																					
DIV. I ONLY		7- 22		.24138 287		0- 10		64		58		203		.47682 182		3		3			
DIV. I NON-CONF.		7- 6		.53846 147		0- 0		122		238		141		.51658 133		2		2			
TOTALS		RPI 1-25		RPI 26-50		W-L RECORDS		RPI 51-100		RPI 101-150		RPI 150+									
7- 22		0- 5		0- 4		OVERALL		0- 5		1- 5		6- 3									
2- 10		0- 2		0- 3		HOME		0- 2		1- 3		1- 0									
1- 10		0- 3		0- 1		AWAY		0- 3		0- 2		1- 1									
4- 2		0- 0		0- 0		NEUTRAL		0- 0		0- 0		4- 2									
7- 6		0- 0		0- 0		NON-CONFERENCE		0- 2		1- 1		6- 3									
2- 2		0- 0		0- 0		HOME		0- 1		1- 1		1- 0									
1- 2		0- 0		0- 0		AWAY		0- 1		0- 0		1- 1									
4- 2		0- 0		0- 0		NEUTRAL		0- 0		0- 0		4- 2									
0- 16		0- 5		0- 4		CONFERENCE		0- 3		0- 4		0- 0									
0- 8		0- 2		0- 3		HOME		0- 1		0- 2		0- 0									
0- 8		0- 3		0- 1		AWAY		0- 2		0- 2		0- 0									
0- 0		0- 0		0- 0		NEUTRAL		0- 0		0- 0		0- 0									
RPI	S	Opponent		Score		RPI	S	Opponent		Score		RPI	S	Opponent		Score					
6	A	Wisconsin		0 3		33	A	Ohio St.		0 3		51	A	Minnesota		0 3		111	A	Indiana	0 3
9	A	Illinois		0 3		47	H	Purdue		0 3		57	A	Seton Hall		0 3		111	H	Indiana	0 3
9	H	Illinois		0 3		48	H	Michigan		0 3		59	A	Northwestern		0 3		133	H	James Madison	2 3
10	A	Penn St.		0 3		49	H	Michigan St.		0 3		78	H	Iowa		1 3		147	A	Maryland	2 3
11	H	Nebraska		0 3								86	H	American		1 3		147	H	Maryland	2 3
																		148	H	Princeton	3 0
																		152	N	Cincinnati	1 3
																		157	A	Rhode Island	0 3
																		164	N	Winthrop	0 3
																		211	A	Air Force	3 1
																		219	N	Siena	3 0
																		230	N	SIUE	3 2
																		265	H	Akron	3 1
																		268	N	Cornell	3 1
																		310	N	NJIT	3 0
LAST 10 GAMES																					
		9 H Illinois		0 3				11 H Nebraska		0 3											
		111 A Indiana		0 3				147 H Maryland		2 3											
		33 A Ohio St.		0 3				147 A Maryland		2 3											
		10 A Penn St.		0 3				49 H Michigan St.		0 3											
		78 H Iowa		1 3				48 H Michigan		0 3											

Non-Div. I Games:

Rutgers

S
t
e
t
s
o
n

Stetson

Average RPI Win: 224		WON-LOST	WINNING	LAST 10	STRENGTH OF		OPP. STRENGTH	TEAM	ADJ	CONF.	ADJ CONF.		
Average RPI Loss: 105		RECORD	PCT. RANK	GAMES	SCHEDULE		OF SCHEDULE	RPI	RPI	RPI	RPI		
DIV. I ONLY		10- 17	.37037	232	1- 9		107	125	193	.47571	184	7	7
DIV. I NON-CONF.		7- 4	.63636	109	0- 0		245	229	155	.50192	154	8	8
TOTALS		RPI 1-25	RPI 26-50		W-L RECORDS		RPI 51-100		RPI 101-150		RPI 150+		
10- 17	0- 0	0- 3		OVERALL		1- 6		0- 3		9- 5			
5- 9	0- 0	0- 2		HOME		1- 2		0- 2		4- 3			
3- 7	0- 0	0- 1		AWAY		0- 3		0- 1		3- 2			
2- 1	0- 0	0- 0		NEUTRAL		0- 1		0- 0		2- 0			
7- 4	0- 0	0- 0		NON-CONFERENCE		0- 2		0- 2		7- 0			
4- 2	0- 0	0- 0		HOME		0- 0		0- 2		4- 0			
1- 1	0- 0	0- 0		AWAY		0- 1		0- 0		1- 0			
2- 1	0- 0	0- 0		NEUTRAL		0- 1		0- 0		2- 0			
3- 13	0- 0	0- 3		CONFERENCE		1- 4		0- 1		2- 5			
1- 7	0- 0	0- 2		HOME		1- 2		0- 0		0- 3			
2- 6	0- 0	0- 1		AWAY		0- 2		0- 1		2- 2			
0- 0	0- 0	0- 0		NEUTRAL		0- 0		0- 0		0- 0			
RPI S	Opponent	Score		RPI S	Opponent	Score		RPI S	Opponent	Score			
				29 A UCF	0 3		53 H Tulsa	0 3		104 H Hofstra	1 3		
				29 H UCF	1 3		60 A Temple	2 3		111 H Indiana	2 3		
				46 H SMU	1 3		60 H Temple	3 0		139 A Houston	2 3		
							84 A Memphis	1 3		152 A Cincinnati	3 2		
							84 H Memphis	1 3		152 H Cincinnati	1 3		
							91 N Rice	2 3		159 A South Fla.	1 3		
							95 A North Carolina St.	1 3		159 H South Fla.	1 3		
										181 A East Carolina	3 1		
										181 H East Carolina	2 3		
										201 A Tulane	2 3		
										215 H Columbia	3 2		
										217 H New Hampshire	3 0		
										263 H Central Conn. St.	3 2		
										268 N Cornell	3 0		
										277 N Toledo	3 0		
										304 A Bucknell	3 1		
										307 H Bryant	3 1		
LAST 10 GAMES													
				181 H East Carolina	2 3		152 A Cincinnati	3 2					
				60 A Temple	2 3		46 H SMU	1 3					
				159 H South Fla.	1 3		53 H Tulsa	0 3					
				29 H UCF	1 3		139 A Houston	2 3					
				84 A Memphis	1 3		201 A Tulane	2 3					

Non-Div. I Games:

UConn

Average RPI Win: 256		WON-LOST RECORD		WINNING PCT. RANK		LAST 10 GAMES		STRENGTH OF SCHEDULE		OPP. STRENGTH OF SCHEDULE		TEAM RPI		ADJ RPI		CONF. RPI		ADJ CONF. RPI					
Average RPI Loss: 142																							
DIV. I ONLY		18- 11		.62069 102		6- 4		287		229		182		.47571 184		26		26					
DIV. I NON-CONF.		7- 6		.53846 147		0- 0		261		145		196		.47649 198		26		25					
TOTALS		RPI 1-25		RPI 26-50		W-L RECORDS		RPI 51-100		RPI 101-150		RPI 150+											
18- 11		0- 1		0- 0		OVERALL		0- 2		0- 4		18- 4											
12- 0		0- 0		0- 0		HOME		0- 0		0- 0		12- 0											
3- 8		0- 0		0- 0		AWAY		0- 2		0- 3		3- 3											
3- 3		0- 1		0- 0		NEUTRAL		0- 0		0- 1		3- 1											
7- 6		0- 1		0- 0		NON-CONFERENCE		0- 2		0- 2		7- 1											
4- 0		0- 0		0- 0		HOME		0- 0		0- 0		4- 0											
0- 3		0- 0		0- 0		AWAY		0- 2		0- 1		0- 0											
3- 3		0- 1		0- 0		NEUTRAL		0- 0		0- 1		3- 1											
11- 5		0- 0		0- 0		CONFERENCE		0- 0		0- 2		11- 3											
8- 0		0- 0		0- 0		HOME		0- 0		0- 0		8- 0											
3- 5		0- 0		0- 0		AWAY		0- 0		0- 2		3- 3											
0- 0		0- 0		0- 0		NEUTRAL		0- 0		0- 0		0- 0											
RPI	S	Opponent		Score		RPI	S	Opponent		Score		RPI	S	Opponent		Score		RPI	S	Opponent		Score	
16	N	Kansas		0 3								90	A	Denver		0 3		124	A	Central Ark.		2 3	
												97	A	TCU		1 3		127	N	La.-Lafayette		0 3	
																		132	A	Stephen F. Austin		2 3	
																		139	A	Houston		2 3	
																		167	A	A&M-Corpus Christi		0 3	
																		167	H	A&M-Corpus Christi		3 0	
																		173	N	Oral Roberts		3 2	
																		188	N	High Point		2 3	
																		200	A	Houston Baptist		0 3	
																		200	H	Houston Baptist		3 1	
																		221	H	Bakersfield		3 0	
																		229	H	Mississippi St.		3 1	
																		242	A	Northwestern St.		3 2	
																		242	H	Northwestern St.		3 1	
																		250	H	La.-Monroe		3 0	
																		253	H	Incarnate Word		3 0	
																		255	H	Southeastern La.		3 0	
																		275	A	McNeese St.		3 0	
																		285	A	Lamar		2 3	
																		285	H	Lamar		3 1	
																		286	A	Nicholls St.		3 1	
																		294	N	Bradley		3 1	
																		297	H	Abilene Christian		3 0	
																		299	H	Tex.-Pan American		3 2	
																		319	N	Ark.-Pine Bluff		3 0	
																		320	H	New Orleans		3 0	
LAST 10 GAMES																							
																		200	A	Houston Baptist		0 3	
																		167	A	A&M-Corpus Christi		0 3	
																		320	H	New Orleans		3 0	
																		255	H	Southeastern La.		3 0	
																		242	H	Northwestern St.		3 1	
																		124	A	Central Ark.		2 3	

Non-Div. I Games:

Sam Houston St.

Average RPI Win:		252	WON-LOST RECORD		WINNING PCT. RANK	LAST 10 GAMES		STRENGTH OF SCHEDULE		OPP. STRENGTH OF SCHEDULE	TEAM RPI	ADJ RPI	CONF. RPI	ADJ CONF. RPI					
Average RPI Loss:		148																	
DIV. I ONLY			21- 13		.61765	108	5- 5		276		204	175	.47226	187	25	25			
DIV. I NON-CONF.			10- 8		.55556	142	0- 2		264		128	189	.47811	196	24	24			
TOTALS		RPI 1-25		RPI 26-50		W-L RECORDS		RPI 51-100		RPI 101-150		RPI 150+							
21- 13		0- 1		0- 1		OVERALL		0- 1		1- 4		20- 6							
9- 2		0- 0		0- 0		HOME		0- 1		1- 0		8- 1							
5- 8		0- 0		0- 1		AWAY		0- 0		0- 3		5- 4							
7- 3		0- 1		0- 0		NEUTRAL		0- 0		0- 1		7- 1							
10- 8		0- 1		0- 1		NON-CONFERENCE		0- 1		1- 3		9- 2							
2- 1		0- 0		0- 0		HOME		0- 1		1- 0		1- 0							
1- 4		0- 0		0- 1		AWAY		0- 0		0- 2		1- 1							
7- 3		0- 1		0- 0		NEUTRAL		0- 0		0- 1		7- 1							
11- 5		0- 0		0- 0		CONFERENCE		0- 0		0- 1		11- 4							
7- 1		0- 0		0- 0		HOME		0- 0		0- 0		7- 1							
4- 4		0- 0		0- 0		AWAY		0- 0		0- 1		4- 3							
0- 0		0- 0		0- 0		NEUTRAL		0- 0		0- 0		0- 0							
RPI	S	Opponent		Score		RPI	S	Opponent		Score		RPI	S	Opponent		Score			
11	N	Nebraska		0	3	29	A	UCF		0	3	77	H	Dayton		0	3		
												103	A	South Carolina		2	3		
												111	N	Indiana		1	3		
												113	A	Northern Ky.		1	3		
												134	A	Murray St.		1	3		
												149	H	Marshall		3	1		
												169	A	Belmont		3	2		
												169	H	Belmont		3	0		
												176	N	Buffalo		0	3		
												193	A	Ill.-Chicago		1	3		
												202	N	Western Caro.		3	0		
												208	N	IPFW		3	0		
												223	N	Northeastern		3	2		
												227	A	Eastern Ill.		0	3		
												230	A	SIUE		2	3		
												243	H	Southeast Mo. St.		3	1		
												247	A	Jacksonville St.		2	3		
												247	H	Jacksonville St.		3	1		
												249	N	FIU		3	0		
												256	H	Austin Peay		3	2		
												264	H	UT Martin		3	0		
276	A	Tennessee Tech		3	1														
276	H	Tennessee Tech		2	3														
LAST 10 GAMES												278	N	Western Ill.		3	0		
256 H Austin Peay						3	2	113 A Northern Ky.						1	3	281 A Wright St.		3	0
298 H Morehead St.						3	0	247 A Jacksonville St.						2	3	281 H Wright St.		3	1
230 A SIUE						2	3	276 A Tennessee Tech						3	1	282 A Tennessee St.		3	1
227 A Eastern Ill.						0	3	77 H Dayton						0	3	282 H Tennessee St.		3	1
169 H Belmont						3	0												

Non-Div. I Games:

Eastern Ky.

RPI	S	Opponent	Score	
298	A	Morehead St.	3	2
298	H	Morehead St.	3	0
316	N	Citadel	3	0
318	N	Norfolk St.	3	0

Eastern Ky.

E
a
s
t
e
r
n
K
y
.

E
a
s
t
e
r
n
K
y
.

Average RPI Win: 217		WON-LOST	WINNING	LAST 10	STRENGTH OF		OPP. STRENGTH	TEAM	ADJ	CONF.	ADJ CONF.
Average RPI Loss: 149		RECORD	PCT. RANK	GAMES	SCHEDULE		OF SCHEDULE	RPI	RPI	RPI	RPI
DIV. I ONLY		12- 15	.44444	201	5- 5		109	232	178	.47175	188
DIV. I NON-CONF.		6- 7	.46154	183	0- 0		158	185	184	.47424	202
TOTALS		RPI 1-25	RPI 26-50		W-L RECORDS		RPI 51-100		RPI 101-150		RPI 150+
12- 15	0- 1	0- 0		OVERALL		1- 5		1- 2		10- 7	
5- 5	0- 0	0- 0		HOME		0- 2		1- 0		4- 3	
3- 8	0- 1	0- 0		AWAY		0- 3		0- 1		3- 3	
4- 2	0- 0	0- 0		NEUTRAL		1- 0		0- 1		3- 1	
6- 7	0- 1	0- 0		NON-CONFERENCE		1- 1		0- 1		5- 4	
1- 2	0- 0	0- 0		HOME		0- 0		0- 0		1- 2	
1- 3	0- 1	0- 0		AWAY		0- 1		0- 0		1- 1	
4- 2	0- 0	0- 0		NEUTRAL		1- 0		0- 1		3- 1	
6- 8	0- 0	0- 0		CONFERENCE		0- 4		1- 1		5- 3	
4- 3	0- 0	0- 0		HOME		0- 2		1- 0		3- 1	
2- 5	0- 0	0- 0		AWAY		0- 2		0- 1		2- 2	
0- 0	0- 0	0- 0		NEUTRAL		0- 0		0- 0		0- 0	
RPI S	Opponent	Score		RPI S	Opponent	Score		RPI S	Opponent	Score	
22 A	Duke	1	3					73 N	Furman	3	2
								85 A	Coastal Caro.	1	3
								85 H	Coastal Caro.	1	3
								97 A	TCU	0	3
								98 A	Radford	2	3
								98 H	Radford	2	3
								106 N	UNCW	0	3
								144 A	Liberty	2	3
								144 H	Liberty	3	1
								154 H	UNC Greensboro	3	0
								164 A	Winthrop	3	0
								178 N	Charlotte	1	3
								179 N	North Florida	3	0
								184 N	Sam Houston St.	3	2
								192 A	Presbyterian	1	3
								202 H	Western Caro.	2	3
								214 A	Campbell	1	3
								214 H	Campbell	2	3
								224 H	Eastern Wash.	2	3
								241 H	Gardner-Webb	3	1
								260 A	Davidson	3	1
								274 A	Elon	2	3
								279 H	UNC Asheville	3	0
								303 A	Charleston So.	3	1
								303 H	Charleston So.	3	0
								319 N	Ark.-Pine Bluff	3	0
LAST 10 GAMES											
85 A	Coastal Caro.	1	3	279 H	UNC Asheville	3	0				
303 A	Charleston So.	3	1	214 H	Campbell	2	3				
98 H	Radford	2	3	192 A	Presbyterian	1	3				
144 H	Liberty	3	1	164 A	Winthrop	3	0				
241 H	Gardner-Webb	3	1	144 A	Liberty	2	3				

Non-Div. I Games:

High Point

Howard

Howard

Howard

Average RPI Win:	209	WON-LOST	WINNING	LAST 10	STRENGTH OF	OPP. STRENGTH	TEAM	ADJ	CONF.	ADJ CONF.	
Average RPI Loss:	116	RECORD	PCT. RANK	GAMES	SCHEDULE	OF SCHEDULE	RPI	RPI	RPI	RPI	
DIV. I ONLY	11- 17	.39286	224	2- 8	122	131	192	.47055	190	10	11
DIV. I NON-CONF.	5- 5	.5	164	0- 0	255	163	213	.46331	210	13	12
<hr/>											
TOTALS	RPI 1-25	RPI 26-50		W-L RECORDS		RPI 51-100		RPI 101-150		RPI 150+	
11- 17	0- 0	0- 2		OVERALL		0- 6		3- 5		8- 4	
2- 6	0- 0	0- 1		HOME		0- 2		1- 2		1- 1	
5- 8	0- 0	0- 1		AWAY		0- 3		1- 3		4- 1	
4- 3	0- 0	0- 0		NEUTRAL		0- 1		1- 0		3- 2	
<hr/>											
5- 5	0- 0	0- 0		NON-CONFERENCE		0- 2		1- 1		4- 2	
0- 0	0- 0	0- 0		HOME		0- 0		0- 0		0- 0	
1- 2	0- 0	0- 0		AWAY		0- 1		0- 1		1- 0	
4- 3	0- 0	0- 0		NEUTRAL		0- 1		1- 0		3- 2	
<hr/>											
6- 12	0- 0	0- 2		CONFERENCE		0- 4		2- 4		4- 2	
2- 6	0- 0	0- 1		HOME		0- 2		1- 2		1- 1	
4- 6	0- 0	0- 1		AWAY		0- 2		1- 2		3- 1	
0- 0	0- 0	0- 0		NEUTRAL		0- 0		0- 0		0- 0	
<hr/>											
RPI S	Opponent	Score	RPI S	Opponent	Score	RPI S	Opponent	Score	RPI S	Opponent	Score
			41 A	UALR	0 3	62 A	Wyoming	0 3	110 A	Appalachian St.	1 3
			41 H	UALR	1 3	68 A	Arkansas St.	0 3	110 H	Appalachian St.	3 2
						68 H	Arkansas St.	0 3	118 A	Texas St.	0 3
						79 A	Texas-Arlington	1 3	118 H	Texas St.	1 3
						79 H	Texas-Arlington	0 3	126 N	Ball St.	3 0
						84 N	Memphis	0 3	127 A	La.-Lafayette	3 2
									127 H	La.-Lafayette	2 3
									142 A	Pepperdine	0 3
									173 N	Oral Roberts	1 3
									204 A	Ga. Southern	1 3
									204 H	Ga. Southern	1 3
									216 A	Georgia St.	3 1
									216 H	Georgia St.	3 0
									229 A	Mississippi St.	3 0
									236 A	Troy	3 0
									242 N	Northwestern St.	3 1
									248 N	Nevada	1 3
									250 A	La.-Monroe	3 2
									258 N	Montana	3 2
									286 N	Nicholls St.	3 0
<hr/>											
LAST 10 GAMES											
			41 A	UALR	0 3	204 A	Ga. Southern	1 3			
			110 H	Appalachian St.	3 2	68 A	Arkansas St.	0 3			
			79 A	Texas-Arlington	1 3	250 A	La.-Monroe	3 2			
			127 H	La.-Lafayette	2 3	41 H	UALR	1 3			
			118 H	Texas St.	1 3	204 H	Ga. Southern	1 3			

Non-Div. I Games:

South Ala.

Average RPI Win:	243	WON-LOST RECORD	WINNING PCT. RANK	LAST 10 GAMES	STRENGTH OF SCHEDULE	OPP. STRENGTH OF SCHEDULE	TEAM RPI	ADJ RPI	CONF. RPI	ADJ CONF. RPI		
DIV. I ONLY		9- 15	.375	229	2- 8	192	86	220	.46998	191	8	8
DIV. I NON-CONF.		5- 5	.5	164	0- 0	242	92	199	.48133	188	7	7
<hr/>												
TOTALS	RPI 1-25	RPI 26-50		W-L RECORDS		RPI 51-100		RPI 101-150		RPI 150+		
9- 15	0- 2	0- 5		OVERALL		1- 1		0- 7		8- 0		
6- 5	0- 1	0- 2		HOME		1- 0		0- 2		5- 0		
3- 7	0- 1	0- 2		AWAY		0- 0		0- 4		3- 0		
0- 3	0- 0	0- 1		NEUTRAL		0- 1		0- 1		0- 0		
5- 5	0- 0	0- 2		NON-CONFERENCE		1- 1		0- 2		4- 0		
4- 1	0- 0	0- 1		HOME		1- 0		0- 0		3- 0		
1- 1	0- 0	0- 0		AWAY		0- 0		0- 1		1- 0		
0- 3	0- 0	0- 1		NEUTRAL		0- 1		0- 1		0- 0		
4- 10	0- 2	0- 3		CONFERENCE		0- 0		0- 5		4- 0		
2- 4	0- 1	0- 1		HOME		0- 0		0- 2		2- 0		
2- 6	0- 1	0- 2		AWAY		0- 0		0- 3		2- 0		
0- 0	0- 0	0- 0		NEUTRAL		0- 0		0- 0		0- 0		
RPI	S	Opponent	Score	RPI	S	Opponent	Score	RPI	S	Opponent	Score	
23	A	Long Beach St.	0 3	30	A	Hawaii	0 3	62	N	Wyoming	1 3	
23	H	Long Beach St.	1 3	37	A	CSUN	0 3	100	H	Northern Ill.	3 1	
				37	H	CSUN	1 3					
				40	N	Utah	0 3					
				45	H	Santa Clara	2 3					
</												

Non-Div. I Games:

Cal Poly

Average RPI Win:	250	WON-LOST	WINNING	LAST 10	STRENGTH OF	OPP. STRENGTH	TEAM	ADJ	CONF.	ADJ CONF.	
Average RPI Loss:	127	RECORD	PCT. RANK	GAMES	SCHEDULE	OF SCHEDULE	RPI	RPI	RPI	RPI	
DIV. I ONLY	12- 15	.44444	201	5- 5	172	230	197	.46983	192	20	21
DIV. I NON-CONF.	5- 8	.38462	230	0- 1	175	175	222	.46206	214	22	22
<hr/>											
TOTALS	RPI 1-25	RPI 26-50		W-L RECORDS		RPI 51-100		RPI 101-150		RPI 150+	
12- 15	0- 1	0- 0		OVERALL		0- 7		0- 3		12- 4	
4- 5	0- 0	0- 0		HOME		0- 2		0- 0		4- 3	
5- 7	0- 0	0- 0		AWAY		0- 4		0- 3		5- 0	
3- 3	0- 1	0- 0		NEUTRAL		0- 1		0- 0		3- 1	
5- 8	0- 1	0- 0		NON-CONFERENCE		0- 4		0- 2		5- 1	
1- 1	0- 0	0- 0		HOME		0- 1		0- 0		1- 0	
1- 4	0- 0	0- 0		AWAY		0- 2		0- 2		1- 0	
3- 3	0- 1	0- 0		NEUTRAL		0- 1		0- 0		3- 1	
7- 7	0- 0	0- 0		CONFERENCE		0- 3		0- 1		7- 3	
3- 4	0- 0	0- 0		HOME		0- 1		0- 0		3- 3	
4- 3	0- 0	0- 0		AWAY		0- 2		0- 1		4- 0	
0- 0	0- 0	0- 0		NEUTRAL		0- 0		0- 0		0- 0	
RPI S	Opponent	Score	RPI S	Opponent	Score	RPI S	Opponent	Score	RPI S	Opponent	Score
24 N	Colorado	0 3				59 N	Northwestern	0 3	110 A	Appalachian St.	0 3
						73 H	Furman	1 3	143 A	Wake Forest	1 3
						85 A	Coastal Caro.	0 3	144 A	Liberty	0 3
						85 H	Coastal Caro.	0 3	164 A	Winthrop	3 2
						94 A	Clemson	1 3	164 H	Winthrop	2 3
						98 A	Radford	2 3	177 A	Hampton	3 2
						100 A	Northern Ill.	1 3	188 H	High Point	3 1
									205 N	Georgetown	0 3
									214 H	Campbell	3 0
									241 A	Gardner-Webb	3 0
									241 H	Gardner-Webb	1 3
									254 H	USC Upstate	3 0
									260 N	Davidson	3 1
									279 A	UNC Asheville	3 2
									279 H	UNC Asheville	2 3
									292 N	Wofford	3 1
									303 A	Charleston So.	3 1
									303 H	Charleston So.	3 0
									326 N	N.C. Central	3 0
			LAST 10 GAMES								
			164 H	Winthrop	2 3	94 A	Clemson	1 3			
			241 A	Gardner-Webb	3 0	98 A	Radford	2 3			
			279 A	UNC Asheville	3 2	144 A	Liberty	0 3			
			85 H	Coastal Caro.	0 3	188 H	High Point	3 1			
			303 H	Charleston So.	3 0	214 H	Campbell	3 0			

Non-Div. I Games:

Presbyterian

Average RPI Win:	213	WON-LOST RECORD	WINNING PCT. RANK	LAST 10 GAMES	STRENGTH OF SCHEDULE	OPP. STRENGTH OF SCHEDULE	TEAM RPI	ADJ RPI	CONF. RPI	ADJ CONF. RPI		
DIV. I ONLY		14- 16	.46667	189	6- 4	195	159	191	.46917	193	17	17
DIV. I NON-CONF.		7- 9	.4375	203	1- 0	184	165	209	.46167	216	15	15
<hr/>												
TOTALS	RPI 1-25	RPI 26-50		W-L RECORDS		RPI 51-100		RPI 101-150		RPI 150+		
14- 16	0- 1	0- 1		OVERALL		0- 4		3- 4		11- 6		
5- 7	0- 0	0- 0		HOME		0- 1		1- 2		4- 4		
6- 6	0- 1	0- 1		AWAY		0- 2		2- 1		4- 1		
3- 3	0- 0	0- 0		NEUTRAL		0- 1		0- 1		3- 1		
7- 9	0- 1	0- 1		NON-CONFERENCE		0- 2		1- 2		6- 3		
3- 2	0- 0	0- 0		HOME		0- 0		1- 0		2- 2		
1- 4	0- 1	0- 1		AWAY		0- 1		0- 1		1- 0		
3- 3	0- 0	0- 0		NEUTRAL		0- 1		0- 1		3- 1		
7- 7	0- 0	0- 0		CONFERENCE		0- 2		2- 2		5- 3		
2- 5	0- 0	0- 0		HOME		0- 1		0- 2		2- 2		
5- 2	0- 0	0- 0		AWAY		0- 1		2- 0		3- 1		
0- 0	0- 0	0- 0		NEUTRAL		0- 0		0- 0		0- 0		
RPI S	Opponent	Score	RPI S	Opponent	Score	RPI S	Opponent	Score	RPI S	Opponent	Score	
10 A	Penn St.	0 3	44 A	Illinois St.	0 3	56 N	Virginia	1 3	111 H	Indiana	3 2	
						99 A	Milwaukee	1 3	115 A	Valparaiso	3 1	
						99 H	Milwaukee	0 3	115 H	Valparaiso	0 3	
						100 A	Northern Ill.	1 3	119 A	Oakland	3 0	
									119 H	Oakland	1 3	
									122 N	Eastern Mich.	2 3	
									149 A	Marshall	0 3	
									161 A	Youngstown St.	1 3	
									161 H	Youngstown St.	1 3	
									171 A	Cleveland St.	3 2	
									171 H	Cleveland St.	1 3	
									176 H	Buffalo	1 3	
									181 N	East Carolina	3 2	
									187 H	Eastern Ky.	3 1	
									213 N	Syracuse	1 3	
									222 H	Loyola Chicago	3 1	
									227 N	Eastern Ill.	3 1	
									233 A	Green Bay	3 0	
									233 H	Green Bay	3 0	
									278 H	Western Ill.	2 3	
									281 A	Wright St.	3 0	
									281 H	Wright St.	3 0	
									300 N	DePaul	3 1	
									323 A	Chicago St.	3 0	
			LAST 10 GAMES									
			115 H	Valparaiso	0 3	161 A	Youngstown St.	1 3				
			222 H	Loyola Chicago	3 1	99 H	Milwaukee	0 3				
			281 H	Wright St.	3 0	233 H	Green Bay	3 0				
			119 H	Oakland	1 3	115 A	Valparaiso	3 1				
			171 A	Cleveland St.	3 2	119 A	Oakland	3 0				

Non-Div. I Games:

Ill.-Chicago

UTEP		Average RPI Win:	248	WON-LOST RECORD	WINNING PCT. RANK	LAST 10 GAMES	STRENGTH OF SCHEDULE	OPP. STRENGTH OF SCHEDULE	TEAM RPI	ADJ RPI	CONF. RPI	ADJ CONF. RPI
DIV. I ONLY				6- 21	.22222 296	3- 7	48	127	211	.46787 194	15	15
DIV. I NON-CONF.				2- 9	.18182 292	0- 0	44	77	206	.47106 204	12	13
TOTALS		RPI 1-25		RPI 26-50		W-L RECORDS		RPI 51-100		RPI 101-150		RPI 150+
6- 21	0- 3			0- 2		OVERALL		0- 6		0- 6		6- 4
1- 9	0- 2			0- 1		HOME		0- 2		0- 2		1- 2
4- 7	0- 0			0- 1		AWAY		0- 4		0- 2		4- 0
1- 5	0- 1			0- 0		NEUTRAL		0- 0		0- 2		1- 2
2- 9	0- 3			0- 0		NON-CONFERENCE		0- 2		0- 2		2- 2
0- 2	0- 2			0- 0		HOME		0- 0		0- 0		0- 0
1- 2	0- 0			0- 0		AWAY		0- 2		0- 0		1- 0
1- 5	0- 1			0- 0		NEUTRAL		0- 0		0- 2		1- 2
4- 12	0- 0			0- 2		CONFERENCE		0- 4		0- 4		4- 2
1- 7	0- 0			0- 1		HOME		0- 2		0- 2		1- 2
3- 5	0- 0			0- 1		AWAY		0- 2		0- 2		3- 0
0- 0	0- 0			0- 0		NEUTRAL		0- 0		0- 0		0- 0
RPI S Opponent	Score	RPI S Opponent	Score	RPI S Opponent	Score	RPI S Opponent	Score	RPI S Opponent	Score	RPI S Opponent	Score	
2 N Texas	0 3	42 A Western Ky.	0 3	63 A New Mexico	0 3	108 A North Texas	0 3					
12 H Colorado St.	0 3	42 H Western Ky.	0 3	66 A UTSA	1 3	108 H North Texas	2 3					
21 H BYU	0 3			66 H UTSA	0 3	129 N Saint Louis	0 3					
				90 A Denver	1 3	130 H Fla. Atlantic	0 3					
				91 A Rice	0 3	138 N San Francisco	2 3					
				91 H Rice	0 3	149 A Marshall	1 3					
						163 N Seattle	0 3					
						170 H Southern Miss.	1 3					
						178 H Charlotte	2 3					
						209 A Middle Tenn.	3 1					
						227 N Eastern Ill.	1 3					
						232 A UAB	3 2					
						248 N Nevada	3 0					
						249 H FIU	3 2					
						270 A Louisiana Tech	3 1					
						278 A Western Ill.	3 1					
		LAST 10 GAMES										
		108 A North Texas	0 3	170 H Southern Miss.	1 3							
		42 A Western Ky.	0 3	149 A Marshall	1 3							
		178 H Charlotte	2 3	42 H Western Ky.	0 3							
		249 H FIU	3 2	91 H Rice	0 3							
		270 A Louisiana Tech	3 1	209 A Middle Tenn.	3 1							

Non-Div. I Games:

UTEP

Non-Div. I Games:

Loss, Non-Conf, S Site, H Home, A Away, N Neutral Page 201

Average RPI Win:		312	WON-LOST RECORD		WINNING PCT. RANK		LAST 10 GAMES		STRENGTH OF SCHEDULE		OPP. STRENGTH OF SCHEDULE		TEAM RPI		ADJ RPI		CONF. RPI		ADJ CONF. RPI				
DIV. I ONLY			11- 14		.44 207		5- 4		196		267		221		.46576 196		32		31				
DIV. I NON-CONF.			2- 13		.13333 305		0- 3		3		18		131		.52384 129		32		31				
TOTALS		RPI 1-25		RPI 26-50		W-L RECORDS		RPI 51-100		RPI 101-150		RPI 150+											
11- 14		0- 5		0- 2		OVERALL		0- 4		0- 1		11- 2											
5- 1		0- 0		0- 0		HOME		0- 0		0- 0		5- 1											
4- 8		0- 3		0- 1		AWAY		0- 2		0- 1		4- 1											
2- 5		0- 2		0- 1		NEUTRAL		0- 2		0- 0		2- 0											
2- 13		0- 5		0- 2		NON-CONFERENCE		0- 4		0- 1		2- 1											
0- 1		0- 0		0- 0		HOME		0- 0		0- 0		0- 1											
0- 7		0- 3		0- 1		AWAY		0- 2		0- 1		0- 0											
2- 5		0- 2		0- 1		NEUTRAL		0- 2		0- 0		2- 0											
9- 1		0- 0		0- 0		CONFERENCE		0- 0		0- 0		9- 1											
5- 0		0- 0		0- 0		HOME		0- 0		0- 0		5- 0											
4- 1		0- 0		0- 0		AWAY		0- 0		0- 0		4- 1											
0- 0		0- 0		0- 0		NEUTRAL		0- 0		0- 0		0- 0											
RPI	S	Opponent		Score		RPI	S	Opponent		Score		RPI	S	Opponent		Score							
2	A	Texas		0	3	27	A	Miami (FL)		0	3	57	N	Seton Hall		1	3	101	A	Auburn		0	3
3	A	Florida St.		0	3	29	N	UCF		0	3	71	A	FGCU		1	3	179	H	North Florida		2	3
6	N	Wisconsin		1	3							71	N	FGCU		2	3	242	N	Northwestern St.		3	1
12	A	Colorado St.		0	3							92	A	Northern Colo.		0	3	247	N	Jacksonville St.		3	1
14	N	Arizona		0	3													306	A	Bethune-Cookman		0	3
																		306	H	Bethune-Cookman		3	0
																		326	A	N.C. Central		3	1
																		326	H	N.C. Central		3	0
																		328	A	N.C. A&T		3	1
																		328	H	N.C. A&T		3	0
																		331	A	South Carolina St.		3	0
																		331	H	South Carolina St.		3	0
																		334	A	Savannah St.		3	0
																		334	H	Savannah St.		3	0
						LAST 10 GAMES																	
						331	A	South Carolina St.		3	0	179	H	North Florida		2	3						
						306	A	Bethune-Cookman		0	3	3	A	Florida St.		0	3						
						326	A	N.C. Central		3	1	71	A	FGCU		1	3						
						328	A	N.C. A&T		3	1	306	H	Bethune-Cookman		3	0						
						334	A	Savannah St.		3	0	328	H	N.C. A&T		3	0						

Non-Div. I Games:

Florida A&M

Average RPI Win: 232		WON-LOST	WINNING	LAST 10	STRENGTH OF		OPP. STRENGTH	TEAM	ADJ	CONF.	ADJ CONF.				
Average RPI Loss: 136		RECORD	PCT. RANK	GAMES	SCHEDULE		OF SCHEDULE	RPI	RPI	RPI	RPI				
DIV. I ONLY		12- 14	.46154	192	6- 4		203	190	196	.46434	197	18	18		
DIV. I NON-CONF.		5- 7	.41667	213	0- 0		227	198	240	.44645	237	18	18		
<hr/>															
TOTALS		RPI 1-25		RPI 26-50		W-L RECORDS		RPI 51-100		RPI 101-150		RPI 150+			
12- 14		0- 0		0- 1		OVERALL		1- 4		0- 5		11- 4			
8- 4		0- 0		0- 0		HOME		0- 2		0- 2		8- 0			
3- 7		0- 0		0- 1		AWAY		1- 1		0- 2		2- 3			
1- 3		0- 0		0- 0		NEUTRAL		0- 1		0- 1		1- 1			
5- 7		0- 0		0- 1		NON-CONFERENCE		0- 1		0- 3		5- 2			
4- 1		0- 0		0- 0		HOME		0- 0		0- 1		4- 0			
0- 3		0- 0		0- 1		AWAY		0- 0		0- 1		0- 1			
1- 3		0- 0		0- 0		NEUTRAL		0- 1		0- 1		1- 1			
7- 7		0- 0		0- 0		CONFERENCE		1- 3		0- 2		6- 2			
4- 3		0- 0		0- 0		HOME		0- 2		0- 1		4- 0			
3- 4		0- 0		0- 0		AWAY		1- 1		0- 1		2- 2			
0- 0		0- 0		0- 0		NEUTRAL		0- 0		0- 0		0- 0			
RPI	S	Opponent	Score	RPI	S	Opponent	Score	RPI	S	Opponent	Score	RPI	S	Opponent	Score
				43	A	San Diego	0 3	59	N	Northwestern	0 3	123	N	New Mexico St.	0 3
								69	A	Harvard	3 0	141	A	San Diego St.	1 3
								69	H	Harvard	1 3	144	H	Liberty	1 3
								80	A	Yale	0 3	148	A	Princeton	2 3
								80	H	Yale	0 3	148	H	Princeton	0 3
												157	N	Rhode Island	3 1
												195	A	Penn	2 3
												195	H	Penn	3 2
												215	A	Columbia	3 1
												215	H	Columbia	3 2
												217	A	New Hampshire	1 3
												220	N	Cal St. Fullerton	0 3
												238	A	Dartmouth	2 3
												238	H	Dartmouth	3 1
												263	H	Central Conn. St.	3 1
												268	A	Cornell	3 1
												268	H	Cornell	3 2
												284	H	Holy Cross	3 0
												295	H	Providence	3 0
												321	H	UMass Lowell	3 0
				LAST 10 GAMES											
				148	H	Princeton	0 3	69	H	Harvard	1 3				
				195	H	Penn	3 2	80	A	Yale	0 3				
				215	A	Columbia	3 1	268	H	Cornell	3 2				
				268	A	Cornell	3 1	215	H	Columbia	3 2				
				238	H	Dartmouth	3 1	195	A	Penn	2 3				

Non-Div. I Games:

Brown

Average RPI Win:	244	WON-LOST RECORD	WINNING PCT. RANK	LAST 10 GAMES	STRENGTH OF SCHEDULE	OPP. STRENGTH OF SCHEDULE	TEAM RPI	ADJ RPI	CONF. RPI	ADJ CONF. RPI	
Average RPI Loss:	119										
DIV. I ONLY		11- 16	.40741 218	2- 8	135	205	199	.46404 198	14	14	
DIV. I NON-CONF.		8- 3	.72727 65	0- 0	162	286	103	.5385 111	10	10	
<hr/>											
TOTALS	RPI 1-25	RPI 26-50		W-L RECORDS	RPI 51-100		RPI 101-150		RPI 150+		
11- 16	0- 0	0- 2		OVERALL	1- 6		0- 4		10- 4		
2- 8	0- 0	0- 1		HOME	0- 3		0- 2		2- 2		
4- 6	0- 0	0- 1		AWAY	0- 3		0- 1		4- 1		
5- 2	0- 0	0- 0		NEUTRAL	1- 0		0- 1		4- 1		
8- 3	0- 0	0- 0		NON-CONFERENCE	1- 0		0- 2		7- 1		
0- 1	0- 0	0- 0		HOME	0- 0		0- 1		0- 0		
3- 0	0- 0	0- 0		AWAY	0- 0		0- 0		3- 0		
5- 2	0- 0	0- 0		NEUTRAL	1- 0		0- 1		4- 1		
3- 13	0- 0	0- 2		CONFERENCE	0- 6		0- 2		3- 3		
2- 7	0- 0	0- 1		HOME	0- 3		0- 1		2- 2		
1- 6	0- 0	0- 1		AWAY	0- 3		0- 1		1- 1		
0- 0	0- 0	0- 0		NEUTRAL	0- 0		0- 0		0- 0		
RPI S	Opponent	Score	RPI S	Opponent	Score	RPI S	Opponent	Score	RPI S	Opponent	Score
			44 A Illinois St.	2	3	67 A Wichita St.	0	3	115 N Valparaiso	0	3
			44 H Illinois St.	0	3	67 H Wichita St.	1	3	117 H North Dakota	0	3
						76 A UNI	0	3	131 A Southern Ill.	0	3
						76 H UNI	0	3	131 H Southern Ill.	1	3
						87 A Missouri St.	0	3	172 A Indiana St.	1	3
						87 H Missouri St.	0	3	172 H Indiana St.	3	0
						88 N UMKC	3	2	202 N Western Caro.	0	3
									222 H Loyola Chicago	2	3
									237 A Omaha	3	2
									246 N Central Mich.	3	2
									256 N Austin Peay	3	1
									264 A UT Martin	3	0
									265 A Akron	3	1
									267 A Evansville	3	0
									267 H Evansville	1	3
									290 N Binghamton	3	1
									294 H Bradley	3	1
									307 N Bryant	3	0
			LAST 10 GAMES								
			44 H Illinois St.	0	3	67 H Wichita St.	1	3			
			172 H Indiana St.	3	0	76 A UNI	0	3			
			131 A Southern Ill.	0	3	44 A Illinois St.	2	3			
			267 A Evansville	3	0	172 A Indiana St.	1	3			
			87 H Missouri St.	0	3	267 H Evansville	1	3			

Non-Div. I Games:

Drake

Average RPI Win: 283		WON-LOST	WINNING	LAST 10	STRENGTH OF		OPP. STRENGTH	TEAM	ADJ	CONF.	ADJ CONF.
Average RPI Loss: 125		RECORD	PCT. RANK	GAMES	SCHEDULE		OF SCHEDULE	RPI	RPI	RPI	RPI
DIV. I ONLY		14- 11	.56 139	7- 3	263		269	195	.46365 199	27	27
DIV. I NON-CONF.		3- 6	.33333 246	0- 0	176		164	244	.44192 242	27	27
TOTALS		RPI 1-25	RPI 26-50	W-L RECORDS	RPI 51-100		RPI 101-150	RPI 150+			
14- 11	0- 0		0- 1	OVERALL	0- 5		0- 0	14- 5			
8- 3	0- 0		0- 0	HOME	0- 1		0- 0	8- 2			
5- 5	0- 0		0- 0	AWAY	0- 2		0- 0	5- 3			
1- 3	0- 0		0- 1	NEUTRAL	0- 2		0- 0	1- 0			
3- 6	0- 0		0- 1	NON-CONFERENCE	0- 3		0- 0	3- 2			
2- 1	0- 0		0- 0	HOME	0- 0		0- 0	2- 1			
0- 2	0- 0		0- 0	AWAY	0- 1		0- 0	0- 1			
1- 3	0- 0		0- 1	NEUTRAL	0- 2		0- 0	1- 0			
11- 5	0- 0		0- 0	CONFERENCE	0- 2		0- 0	11- 3			
6- 2	0- 0		0- 0	HOME	0- 1		0- 0	6- 1			
5- 3	0- 0		0- 0	AWAY	0- 1		0- 0	5- 2			
0- 0	0- 0		0- 0	NEUTRAL	0- 0		0- 0	0- 0			
RPI S	Opponent	Score	RPI S	Opponent	Score	RPI S	Opponent	Score	RPI S	Opponent	Score
			28 N	Alabama	1 3	56 A	Virginia	1 3	171 A	Cleveland St.	0 3
						64 N	LIU Brooklyn	1 3	180 A	Lehigh	1 3
						77 N	Dayton	0 3	180 H	Lehigh	0 3
						86 A	American	0 3	206 A	Army	3 1
						86 H	American	1 3	206 H	Army	3 0
									218 A	Colgate	2 3
									218 H	Colgate	3 1
									228 H	Southern Utah	1 3
									277 N	Toledo	3 2
									284 A	Holy Cross	3 0
									284 H	Holy Cross	3 0
									295 H	Providence	3 1
									304 A	Bucknell	3 2
									304 H	Bucknell	3 2
									308 A	Lafayette	3 0
									308 H	Lafayette	3 0
									316 H	Citadel	3 0
									324 A	Loyola Maryland	3 1
									324 H	Loyola Maryland	3 0
			LAST 10 GAMES								
			206 A	Army	3 1	304 A	Bucknell	3 2			
			284 A	Holy Cross	3 0	308 H	Lafayette	3 0			
			218 H	Colgate	3 1	324 A	Loyola Maryland	3 1			
			86 H	American	1 3	324 H	Loyola Maryland	3 0			
			180 A	Lehigh	1 3	86 A	American	0 3			

Non-Div. I Games:

Navy

Average RPI Win:	259	WON-LOST	WINNING	LAST 10	STRENGTH OF	OPP. STRENGTH	TEAM	ADJ	CONF.	ADJ CONF.	
Average RPI Loss:	143	RECORD	PCT. RANK	GAMES	SCHEDULE	OF SCHEDULE	RPI	RPI	RPI	RPI	
DIV. I ONLY	15- 16	.48387	180	6- 4	178	260	190	.46236	200	26	26
DIV. I NON-CONF.	6- 9	.4	220	1- 0	79	246	174	.48846	176	26	25
<hr/>											
TOTALS	RPI 1-25	RPI 26-50		W-L RECORDS		RPI 51-100		RPI 101-150		RPI 150+	
15- 16	0- 0	0- 1		OVERALL		0- 5		1- 3		14- 7	
6- 6	0- 0	0- 0		HOME		0- 1		1- 2		5- 3	
6- 7	0- 0	0- 1		AWAY		0- 1		0- 1		6- 4	
3- 3	0- 0	0- 0		NEUTRAL		0- 3		0- 0		3- 0	
6- 9	0- 0	0- 1		NON-CONFERENCE		0- 5		0- 1		6- 2	
1- 3	0- 0	0- 0		HOME		0- 1		0- 1		1- 1	
2- 3	0- 0	0- 1		AWAY		0- 1		0- 0		2- 1	
3- 3	0- 0	0- 0		NEUTRAL		0- 3		0- 0		3- 0	
9- 7	0- 0	0- 0		CONFERENCE		0- 0		1- 2		8- 5	
5- 3	0- 0	0- 0		HOME		0- 0		1- 1		4- 2	
4- 4	0- 0	0- 0		AWAY		0- 0		0- 1		4- 3	
0- 0	0- 0	0- 0		NEUTRAL		0- 0		0- 0		0- 0	
RPI S	Opponent	Score	RPI S	Opponent	Score	RPI S	Opponent	Score	RPI S	Opponent	Score
			46 A	SMU	0 3	53 H	Tulsa	0 3	124 A	Central Ark.	2 3
						63 N	New Mexico	0 3	124 H	Central Ark.	3 0
						71 N	FGCU	0 3	128 H	Northern Ariz.	1 3
						79 A	Texas-Arlington	0 3	132 H	Stephen F. Austin	0 3
						96 N	Col. of Charleston	1 3	151 N	Marist	3 1
									167 A	A&M-Corpus Christi	1 3
									167 H	A&M-Corpus Christi	0 3
									184 A	Sam Houston St.	1 3
									184 H	Sam Houston St.	3 0
									211 A	Air Force	0 3
									240 H	Chattanooga	2 3
									242 H	Northwestern St.	0 3
									253 A	Incarnate Word	3 0
									255 A	Southeastern La.	3 0
									266 A	Texas Southern	3 0
									266 N	Texas Southern	3 0
									275 H	McNeese St.	3 1
									285 A	Lamar	0 3
									285 H	Lamar	3 0
									286 H	Nicholls St.	3 1
									291 N	Weber St.	3 2
									297 A	Abilene Christian	3 1
									314 A	Prairie View	3 1
									314 H	Prairie View	3 0
									320 A	New Orleans	3 0
LAST 10 GAMES			LAST 10 GAMES			LAST 10 GAMES			LAST 10 GAMES		
			184 H	Sam Houston St.	3 0	285 H	Lamar	3 0	314 A	Prairie View	3 1
			285 A	Lamar	0 3	184 A	Sam Houston St.	1 3	314 H	Prairie View	3 0
			124 H	Central Ark.	3 0	266 A	Texas Southern	3 0	320 A	New Orleans	3 0
			124 A	Central Ark.	2 3	286 H	Nicholls St.	3 1			
			167 H	A&M-Corpus Christi	0 3	275 H	McNeese St.	3 1			

Non-Div. I Games:

Houston Baptist

Average RPI Win: 202		WON-LOST RECORD		WINNING PCT. RANK		LAST 10 GAMES		STRENGTH OF SCHEDULE		OPP. STRENGTH OF SCHEDULE		TEAM RPI		ADJ RPI		CONF. RPI		ADJ CONF. RPI					
Average RPI Loss: 101																							
DIV. I ONLY		5- 23		.17857 311		1- 9		34		116		215		.46179 201		7		7					
DIV. I NON-CONF.		2- 10		.16667 293		0- 0		45		155		220		.45951 220		8		8					
TOTALS		RPI 1-25		RPI 26-50		W-L RECORDS		RPI 51-100		RPI 101-150		RPI 150+											
5- 23		0- 2		0- 3		OVERALL		0- 8		1- 4		4- 6											
4- 7		0- 0		0- 1		HOME		0- 3		1- 1		3- 2											
0- 12		0- 2		0- 2		AWAY		0- 2		0- 3		0- 3											
1- 4		0- 0		0- 0		NEUTRAL		0- 3		0- 0		1- 1											
2- 10		0- 2		0- 0		NON-CONFERENCE		0- 3		0- 3		2- 2											
1- 2		0- 0		0- 0		HOME		0- 0		0- 1		1- 1											
0- 4		0- 2		0- 0		AWAY		0- 0		0- 2		0- 0											
1- 4		0- 0		0- 0		NEUTRAL		0- 3		0- 0		1- 1											
3- 13		0- 0		0- 3		CONFERENCE		0- 5		1- 1		2- 4											
3- 5		0- 0		0- 1		HOME		0- 3		1- 0		2- 1											
0- 8		0- 0		0- 2		AWAY		0- 2		0- 1		0- 3											
0- 0		0- 0		0- 0		NEUTRAL		0- 0		0- 0		0- 0											
RPI	S	Opponent		Score		RPI	S	Opponent		Score		RPI	S	Opponent		Score							
14	A	Arizona		0	3	29	A	UCF		0	3	53	A	Tulsa		1	3	117	A	North Dakota		0	3
19	A	Texas A&M		0	3	46	A	SMU		2	3	53	H	Tulsa		0	3	117	A	North Dakota		0	3
						46	H	SMU		0	3	60	H	Temple		0	3	130	H	Fla. Atlantic		0	3
												66	N	UTSA		1	3	139	A	Houston		2	3
												78	N	Iowa		0	3	139	H	Houston		3	1
												84	A	Memphis		0	3	152	A	Cincinnati		1	3
												84	H	Memphis		0	3	152	H	Cincinnati		1	3
												89	N	South Dakota		0	3	159	A	South Fla.		0	3
																		181	A	East Carolina		0	3
																		181	H	East Carolina		3	1
																		184	H	UConn		3	2
																		189	H	Howard		2	3
																		251	N	Coppin St.		3	0
																		255	H	Southeastern La.		3	0
																		269	N	UMBC		2	3
						LAST 10 GAMES																	
						84	A	Memphis		0	3	46	H	SMU		0	3						
						152	A	Cincinnati		1	3	29	A	UCF		0	3						
						181	A	East Carolina		0	3	159	A	South Fla.		0	3						
						139	A	Houston		2	3	60	H	Temple		0	3						
						53	H	Tulsa		0	3	184	H	UConn		3	2						

Non-Div. I Games:

Tulane

Average RPI Win:	223	WON-LOST RECORD	WINNING PCT. RANK	LAST 10 GAMES	STRENGTH OF SCHEDULE	OPP. STRENGTH OF SCHEDULE	TEAM RPI	ADJ RPI	CONF. RPI	ADJ CONF. RPI		
Average RPI Loss:	179											
DIV. I ONLY		16- 14	.53333	157	7- 3	221	233	181	.46177	202	23	23
DIV. I NON-CONF.		7- 7	.5	164	0- 0	228	172	205	.46475	209	25	26
<hr/>												
TOTALS	RPI 1-25	RPI 26-50		W-L RECORDS		RPI 51-100		RPI 101-150		RPI 150+		
16- 14	0- 0	0- 1		OVERALL		1- 1		1- 3		14- 9		
9- 1	0- 0	0- 0		HOME		1- 0		1- 0		7- 1		
5- 9	0- 0	0- 1		AWAY		0- 1		0- 2		5- 5		
2- 4	0- 0	0- 0		NEUTRAL		0- 0		0- 1		2- 3		
<hr/>												
7- 7	0- 0	0- 1		NON-CONFERENCE		0- 0		0- 2		7- 4		
2- 0	0- 0	0- 0		HOME		0- 0		0- 0		2- 0		
3- 3	0- 0	0- 1		AWAY		0- 0		0- 1		3- 1		
2- 4	0- 0	0- 0		NEUTRAL		0- 0		0- 1		2- 3		
<hr/>												
9- 7	0- 0	0- 0		CONFERENCE		1- 1		1- 1		7- 5		
7- 1	0- 0	0- 0		HOME		1- 0		1- 0		5- 1		
2- 6	0- 0	0- 0		AWAY		0- 1		0- 1		2- 4		
0- 0	0- 0	0- 0		NEUTRAL		0- 0		0- 0		0- 0		
<hr/>												
RPI S	Opponent	Score	RPI S	Opponent	Score	RPI S	Opponent	Score	RPI S	Opponent	Score	
			29 A	UCF	0 3	73 A	Furman	1 3	115 N	Valparaiso	0 3	
						73 H	Furman	3 2	143 A	Wake Forest	1 3	
									146 A	Samford	0 3	
									146 H	Samford	3 2	
									154 A	UNC Greensboro	3 2	
									154 H	UNC Greensboro	0 3	
									164 N	Winthrop	0 3	
									174 A	East Tenn. St.	2 3	
									174 H	East Tenn. St.	3 2	
									178 H	Charlotte	3 2	
									187 N	Eastern Ky.	0 3	
									188 A	High Point	3 2	
									198 N	Drake	3 0	
									216 A	Georgia St.	3 0	
									240 A	Chattanooga	0 3	
									240 H	Chattanooga	3 1	
									241 H	Gardner-Webb	3 0	
									249 N	FIU	1 3	
									264 A	UT Martin	1 3	
									274 N	Elon	3 0	
									279 A	UNC Asheville	3 0	
			LAST 10 GAMES						280 A	Mercer	1 3	
			280 A	Mercer	1 3	292 A	Wofford	2 3	280 H	Mercer	3 2	
			292 H	Wofford	3 0	316 A	Citadel	3 0	292 A	Wofford	2 3	
			146 H	Samford	3 2	154 A	UNC Greensboro	3 2	292 H	Wofford	3 0	
			174 A	East Tenn. St.	2 3	280 H	Mercer	3 2	316 A	Citadel	3 0	
			240 H	Chattanooga	3 1	73 H	Furman	3 2	316 H	Citadel	3 0	

Non-Div. I Games:

Western Caro.

[illegible]

Non-Div. I Games:

Fairfield

Average RPI Win:		225	WON-LOST RECORD		WINNING PCT. RANK		LAST 10 GAMES		STRENGTH OF SCHEDULE		OPP. STRENGTH OF SCHEDULE		TEAM RPI		ADJ RPI		CONF. RPI		ADJ CONF. RPI	
DIV. I ONLY			7- 21		.25 282		4- 6		70		99		216		.46156 204		10		11	
DIV. I NON-CONF.			1- 9		.1 313		1- 0		48		38		237		.45941 221		13		12	
TOTALS		RPI 1-25		RPI 26-50		W-L RECORDS		RPI 51-100		RPI 101-150		RPI 150+								
7- 21		0- 5		0- 2		OVERALL		0- 5		1- 5		6- 4								
5- 4		0- 0		0- 1		HOME		0- 1		1- 1		4- 1								
2- 11		0- 3		0- 1		AWAY		0- 2		0- 3		2- 2								
0- 6		0- 2		0- 0		NEUTRAL		0- 2		0- 1		0- 1								
1- 9		0- 5		0- 0		NON-CONFERENCE		0- 2		0- 1		1- 1								
1- 0		0- 0		0- 0		HOME		0- 0		0- 0		1- 0								
0- 3		0- 3		0- 0		AWAY		0- 0		0- 0		0- 0								
0- 6		0- 2		0- 0		NEUTRAL		0- 2		0- 1		0- 1								
6- 12		0- 0		0- 2		CONFERENCE		0- 3		1- 4		5- 3								
4- 4		0- 0		0- 1		HOME		0- 1		1- 1		3- 1								
2- 8		0- 0		0- 1		AWAY		0- 2		0- 3		2- 2								
0- 0		0- 0		0- 0		NEUTRAL		0- 0		0- 0		0- 0								
RPI	S	Opponent		Score		RPI	S	Opponent		Score		RPI	S	Opponent		Score				
5	A	North Carolina		0	3	41	A	UALR		2	3	54	N	Pittsburgh		0	3			
7	A	Florida		0	3	41	H	UALR		1	3	68	A	Arkansas St.		1	3			
13	N	Kentucky		1	3							68	H	Arkansas St.		1	3			
24	A	Colorado		0	3							72	N	VCU		1	3			
25	N	Oklahoma		1	3							79	A	Texas-Arlington		1	3			
														110	A	Appalachian St.		0	3	
														110	H	Appalachian St.		0	3	
														118	A	Texas St.		0	3	
														127	A	La.-Lafayette		0	3	
														127	H	La.-Lafayette		3	1	
														145	N	Idaho		1	3	
														190	A	South Ala.		3	1	
														190	H	South Ala.		3	1	
														207	N	Portland St.		1	3	
														216	A	Georgia St.		1	3	
														216	H	Georgia St.		2	3	
														236	A	Troy		1	3	
														236	H	Troy		3	0	
														250	A	La.-Monroe		3	1	
														250	H	La.-Monroe		3	0	
														334	H	Savannah St.		3	0	
LAST 10 GAMES																				
						68	A	Arkansas St.		1	3	118	A	Texas St.		0	3			
						41	A	UALR		2	3	79	A	Texas-Arlington		1	3			
						110	A	Appalachian St.		0	3	334	H	Savannah St.		3	0			
						216	H	Georgia St.		2	3	127	H	La.-Lafayette		3	1			
						190	H	South Ala.		3	1	250	H	La.-Monroe		3	0			

Non-Div. I Games:

Ga. Southern

Average RPI Win:		239	WON-LOST RECORD		WINNING PCT. RANK		LAST 10 GAMES		STRENGTH OF SCHEDULE		OPP. STRENGTH OF SCHEDULE		TEAM RPI		ADJ RPI		CONF. RPI		ADJ CONF. RPI				
Average RPI Loss:		98																					
DIV. I ONLY			9- 20		.31034 261		2- 8		91		126		207		.46119 205		9		9				
DIV. I NON-CONF.			6- 7		.46154 183		0- 0		75		188		135		.51015 141		9		9				
TOTALS		RPI 1-25		RPI 26-50		W-L RECORDS		RPI 51-100		RPI 101-150		RPI 150+											
9- 20		0- 1		0- 4		OVERALL		0- 8		0- 3		9- 4											
2- 6		0- 0		0- 2		HOME		0- 2		0- 2		2- 0											
4- 11		0- 0		0- 2		AWAY		0- 5		0- 1		4- 3											
3- 3		0- 1		0- 0		NEUTRAL		0- 1		0- 0		3- 1											
6- 7		0- 1		0- 0		NON-CONFERENCE		0- 3		0- 1		6- 2											
0- 1		0- 0		0- 0		HOME		0- 0		0- 1		0- 0											
3- 3		0- 0		0- 0		AWAY		0- 2		0- 0		3- 1											
3- 3		0- 1		0- 0		NEUTRAL		0- 1		0- 0		3- 1											
3- 13		0- 0		0- 4		CONFERENCE		0- 5		0- 2		3- 2											
2- 5		0- 0		0- 2		HOME		0- 2		0- 1		2- 0											
1- 8		0- 0		0- 2		AWAY		0- 3		0- 1		1- 2											
0- 0		0- 0		0- 0		NEUTRAL		0- 0		0- 0		0- 0											
RPI	S	Opponent		Score		RPI	S	Opponent		Score		RPI	S	Opponent		Score							
17	N	UCLA		0 3		26	A	Marquette		0 3		52	A	Xavier		0 3		140	A	St. John's (NY)		1 3	
						26	H	Marquette		0 3		52	H	Xavier		1 3		140	H	St. John's (NY)		1 3	
						31	A	Creighton		0 3		57	A	Seton Hall		1 3		144	H	Liberty		1 3	
						31	H	Creighton		0 3		65	A	George Washington		0 3		158	A	Villanova		1 3	
												80	N	Yale		1 3		171	N	Cleveland St.		0 3	
												83	A	Butler		0 3		177	A	Hampton		3 1	
												83	H	Butler		1 3		189	N	Howard		3 0	
												86	A	American		0 3		192	N	Presbyterian		3 0	
																		195	A	Penn		3 0	
																		218	N	Colgate		3 0	
																		220	A	Cal St. Fullerton		2 3	
																		283	A	George Mason		3 1	
																		295	A	Providence		0 3	
																		295	H	Providence		3 0	
																		300	A	DePaul		3 0	
																		300	H	DePaul		3 2	
						LAST 10 GAMES																	
						295	A	Providence		0 3		26	H	Marquette		0 3							
						140	A	St. John's (NY)		1 3		300	H	DePaul		3 2							
						52	A	Xavier		0 3		140	H	St. John's (NY)		1 3							
						83	A	Butler		0 3		295	H	Providence		3 0							
						31	A	Creighton		0 3		57	A	Seton Hall		1 3							

Non-Div. I Games:

Georgetown

Average RPI Win: 288		WON-LOST	WINNING	LAST 10	STRENGTH OF		OPP. STRENGTH	TEAM	ADJ	CONF.	ADJ CONF.
Average RPI Loss: 136		RECORD	PCT. RANK	GAMES	SCHEDULE		OF SCHEDULE	RPI	RPI	RPI	RPI
DIV. I ONLY		14- 15	.48276	182	7- 3		205	285	204	.46108	206
DIV. I NON-CONF.		5- 8	.38462	230	1- 0		92	250	183	.48834	177
TOTALS		RPI 1-25	RPI 26-50		W-L RECORDS		RPI 51-100		RPI 101-150		RPI 150+
14- 15	0- 1	0- 1		OVERALL		0- 3		0- 4		14- 6	
6- 6	0- 0	0- 1		HOME		0- 1		0- 1		6- 3	
6- 6	0- 1	0- 0		AWAY		0- 1		0- 1		6- 3	
2- 3	0- 0	0- 0		NEUTRAL		0- 1		0- 2		2- 0	
5- 8	0- 1	0- 1		NON-CONFERENCE		0- 1		0- 4		5- 1	
2- 2	0- 0	0- 1		HOME		0- 0		0- 1		2- 0	
1- 3	0- 1	0- 0		AWAY		0- 0		0- 1		1- 1	
2- 3	0- 0	0- 0		NEUTRAL		0- 1		0- 2		2- 0	
9- 7	0- 0	0- 0		CONFERENCE		0- 2		0- 0		9- 5	
4- 4	0- 0	0- 0		HOME		0- 1		0- 0		4- 3	
5- 3	0- 0	0- 0		AWAY		0- 1		0- 0		5- 2	
0- 0	0- 0	0- 0		NEUTRAL		0- 0		0- 0		0- 0	
RPI S	Opponent	Score		RPI S	Opponent	Score		RPI S	Opponent	Score	
23 A	Long Beach St.	0	3	45 H	Santa Clara	0	3	82 N	Towson	0	3
								86 A	American	0	3
								86 H	American	2	3
								119 H	Oakland	2	3
								125 A	UC Irvine	1	3
								138 N	San Francisco	0	3
								140 N	St. John's (NY)	1	3
								151 A	Marist	0	3
								180 A	Lehigh	0	3
								180 H	Lehigh	1	3
								199 A	Navy	0	3
								199 H	Navy	1	3
								214 N	Campbell	3	2
								218 A	Colgate	3	1
								218 H	Colgate	3	0
								284 A	Holy Cross	3	1
								284 H	Holy Cross	1	3
								290 H	Binghamton	3	1
								304 A	Bucknell	3	1
								304 H	Bucknell	3	2
								307 A	Bryant	3	1
								308 A	Lafayette	3	2
								308 H	Lafayette	3	0
								310 H	NJIT	3	0
								321 N	UMass Lowell	3	0
								324 A	Loyola Maryland	3	0
								324 H	Loyola Maryland	3	0
LAST 10 GAMES				LAST 10 GAMES				LAST 10 GAMES			
				199 H	Navy	1	3	304 H	Bucknell	3	2
				308 H	Lafayette	3	0	180 H	Lehigh	1	3
				86 A	American	0	3	284 A	Holy Cross	3	1
				324 A	Loyola Maryland	3	0	310 H	NJIT	3	0
				218 A	Colgate	3	1	308 A	Lafayette	3	2

Non-Div. I Games:

Army

Average RPI Win:		245	WON-LOST		WINNING		LAST 10		STRENGTH OF		OPP. STRENGTH		TEAM		ADJ		CONF.		ADJ CONF.										
Average RPI Loss:		103	RECORD		PCT. RANK		GAMES		SCHEDULE		OF SCHEDULE		RPI		RPI		RPI		RPI										
DIV. I ONLY			9- 19		.32143 254		4- 6		120		112		217		.4607 207		22		22										
DIV. I NON-CONF.			2- 10		.16667 293		0- 0		60		12		204		.48174 186		20		20										
TOTALS		RPI 1-25		RPI 26-50		W-L RECORDS		RPI 51-100		RPI 101-150		RPI 150+																	
9- 19		0- 4		0- 2		OVERALL		0- 3		1- 7		8- 3																	
4- 5		0- 1		0- 0		HOME		0- 1		1- 2		3- 1																	
3- 9		0- 2		0- 0		AWAY		0- 0		0- 5		3- 2																	
2- 5		0- 1		0- 2		NEUTRAL		0- 2		0- 0		2- 0																	
2- 10		0- 4		0- 2		NON-CONFERENCE		0- 2		0- 2		2- 0																	
0- 1		0- 1		0- 0		HOME		0- 0		0- 0		0- 0																	
0- 4		0- 2		0- 0		AWAY		0- 0		0- 2		0- 0																	
2- 5		0- 1		0- 2		NEUTRAL		0- 2		0- 0		2- 0																	
7- 9		0- 0		0- 0		CONFERENCE		0- 1		1- 5		6- 3																	
4- 4		0- 0		0- 0		HOME		0- 1		1- 2		3- 1																	
3- 5		0- 0		0- 0		AWAY		0- 0		0- 3		3- 2																	
0- 0		0- 0		0- 0		NEUTRAL		0- 0		0- 0		0- 0																	
RPI	S	Opponent		Score		RPI	S	Opponent		Score		RPI	S	Opponent		Score													
4	N	Washington		0	3	34	N	Loyola Marymount		0	3	54	N	Pittsburgh		0	3	107	A	Washington St.		0	3						
8	H	Oregon		1	3	37	N	CSUN		0	3	81	N	Gonzaga		1	3	109	A	Idaho St.		1	3						
24	A	Colorado		0	3							92	H	Northern Colo.		0	3	109	H	Idaho St.		0	3						
25	A	Oklahoma		1	3													117	A	North Dakota		2	3						
																		128	A	Northern Ariz.		1	3						
																		128	H	Northern Ariz.		0	3						
																		136	A	Boise St.		1	3						
																		145	H	Idaho		3	2						
																		204	N	Ga. Southern		3	1						
																		224	H	Eastern Wash.		3	0						
																		228	A	Southern Utah		1	3						
																		228	H	Southern Utah		3	0						
																		258	A	Montana		2	3						
																		261	A	Montana St.		3	0						
																		273	A	Sacramento St.		3	0						
																		273	H	Sacramento St.		2	3						
																		285	N	Lamar		3	0						
																		291	A	Weber St.		3	0						
																		291	H	Weber St.		3	1						
						LAST 10 GAMES																							
						128 H Northern Ariz.						0	3	92 H Northern Colo.						0	3								
						228 H Southern Utah						3	0	261 A Montana St.						3	0								
						291 A Weber St.						3	0	258 A Montana						2	3								
						109 A Idaho St.						1	3	273 A Sacramento St.						3	0								
						273 H Sacramento St.						2	3	117 A North Dakota						2	3								

Non-Div. I Games:

Portland St.

Average RPI Win: 212		WON-LOST RECORD		WINNING PCT. RANK		LAST 10 GAMES		STRENGTH OF SCHEDULE		OPP. STRENGTH OF SCHEDULE		TEAM RPI		ADJ RPI		CONF. RPI		ADJ CONF. RPI				
Average RPI Loss: 144																						
DIV. I ONLY		13- 19		.40625 220		3- 7		165		194		206		.45988 208		21		20				
DIV. I NON-CONF.		6- 10		.375 234		0- 2		106		171		190		.47933 195		19		19				
<hr/>																						
TOTALS		RPI 1-25		RPI 26-50		W-L RECORDS		RPI 51-100		RPI 101-150		RPI 150+										
13- 19		0- 1		0- 0		OVERALL		0- 5		1- 5		12- 8										
4- 7		0- 0		0- 0		HOME		0- 2		0- 2		4- 3										
4- 8		0- 0		0- 0		AWAY		0- 2		0- 2		4- 4										
5- 4		0- 1		0- 0		NEUTRAL		0- 1		1- 1		4- 1										
<hr/>																						
6- 10		0- 1		0- 0		NON-CONFERENCE		0- 1		1- 5		5- 3										
0- 3		0- 0		0- 0		HOME		0- 0		0- 2		0- 1										
1- 3		0- 0		0- 0		AWAY		0- 0		0- 2		1- 1										
5- 4		0- 1		0- 0		NEUTRAL		0- 1		1- 1		4- 1										
<hr/>																						
7- 9		0- 0		0- 0		CONFERENCE		0- 4		0- 0		7- 5										
4- 4		0- 0		0- 0		HOME		0- 2		0- 0		4- 2										
3- 5		0- 0		0- 0		AWAY		0- 2		0- 0		3- 3										
0- 0		0- 0		0- 0		NEUTRAL		0- 0		0- 0		0- 0										
<hr/>																						
RPI	S	Opponent		Score		RPI	S	Opponent		Score		RPI	S	Opponent		Score						
18	N	Kansas St.		1	3							51	N	Minnesota		0	3	115	H	Valparaiso	2	3
												89	A	South Dakota		1	3	119	N	Oakland	3	1
												89	H	South Dakota		0	3	122	A	Eastern Mich.	0	3
												90	A	Denver		0	3	126	H	Ball St.	2	3
												90	H	Denver		2	3	131	A	Southern Ill.	1	3
																		149	N	Marshall	2	3
																		153	N	Duquesne	3	0
																		156	A	IUPUI	1	3
																		156	H	IUPUI	1	3
																		160	A	Western Mich.	3	2
																		160	H	Western Mich.	1	3
																		165	A	North Dakota St.	2	3
																		165	H	North Dakota St.	3	1
																		173	A	Oral Roberts	3	0
																		173	H	Oral Roberts	3	1
																		187	N	Eastern Ky.	0	3
																		221	N	Bakersfield	3	0
																		231	N	Bowling Green	3	0
																		237	A	Omaha	3	2
																		237	H	Omaha	3	2
																		277	A	Toledo	2	3
																		278	A	Western Ill.	0	3
																		278	H	Western Ill.	1	3
																		289	N	Saint Francis (PA)	3	0
																		302	A	South Dakota St.	3	0
																		302	H	South Dakota St.	3	0
<hr/>																						
LAST 10 GAMES																						
		90	A	Denver	0	3			173	A	Oral Roberts	3	0			278	H	Western Ill.	1	3		
		165	A	North Dakota St.	2	3			89	A	South Dakota	1	3			289	N	Saint Francis (PA)	3	0		
		115	H	Valparaiso	2	3			278	H	Western Ill.	1	3			302	A	South Dakota St.	3	0		
		237	H	Omaha	3	2			156	A	IUPUI	1	3			302	H	South Dakota St.	3	0		
		302	H	South Dakota St.	3	0			160	H	Western Mich.	1	3									

Non-Div. I Games:

IPFW

Average RPI Win: 218		WON-LOST RECORD		WINNING PCT. RANK		LAST 10 GAMES		STRENGTH OF SCHEDULE		OPP. STRENGTH OF SCHEDULE		TEAM RPI		ADJ RPI		CONF. RPI		ADJ CONF. RPI				
Average RPI Loss: 108																						
DIV. I ONLY		9- 21		.3 268		3- 7		97		112		218		.45925 209		15		15				
DIV. I NON-CONF.		4- 10		.28571 264		0- 0		65		63		173		.49162 172		12		13				
TOTALS		RPI 1-25		RPI 26-50		W-L RECORDS		RPI 51-100		RPI 101-150		RPI 150+										
9- 21		0- 2		0- 3		OVERALL		1- 6		0- 5		8- 5										
4- 8		0- 1		0- 1		HOME		0- 2		0- 3		4- 1										
3- 9		0- 1		0- 1		AWAY		0- 2		0- 2		3- 3										
2- 4		0- 0		0- 1		NEUTRAL		1- 2		0- 0		1- 1										
4- 10		0- 2		0- 2		NON-CONFERENCE		1- 3		0- 1		3- 2										
1- 3		0- 1		0- 1		HOME		0- 0		0- 1		1- 0										
1- 3		0- 1		0- 0		AWAY		0- 1		0- 0		1- 1										
2- 4		0- 0		0- 1		NEUTRAL		1- 2		0- 0		1- 1										
5- 11		0- 0		0- 1		CONFERENCE		0- 3		0- 4		5- 3										
3- 5		0- 0		0- 0		HOME		0- 2		0- 2		3- 1										
2- 6		0- 0		0- 1		AWAY		0- 1		0- 2		2- 2										
0- 0		0- 0		0- 0		NEUTRAL		0- 0		0- 0		0- 0										
RPI	S	Opponent		Score		RPI	S	Opponent		Score		RPI	S	Opponent		Score						
9	H	Illinois		0	3	29	N	UCF		1	3	54	N	Pittsburgh		0	3	108	H	North Texas	2	3
18	A	Kansas St.		0	3	42	A	Western Ky.		0	3	57	A	Seton Hall		2	3	130	A	Fla. Atlantic	0	3
						50	H	Virginia Tech		0	3	66	H	UTSA		0	3	131	H	Southern Ill.	1	3
												70	N	Arkansas		3	2	149	A	Marshall	2	3
												77	N	Dayton		0	3	149	H	Marshall	1	3
												91	A	Rice		1	3	169	H	Belmont	3	2
												91	H	Rice		0	3	170	H	Southern Miss.	3	1
																		174	A	East Tenn. St.	1	3
																		178	A	Charlotte	1	3
																		194	H	UTEP	1	3
																		231	A	Bowling Green	3	2
																		232	A	UAB	0	3
																		232	H	UAB	3	0
																		238	N	Dartmouth	2	3
																		249	A	FIU	3	2
																		270	A	Louisiana Tech	3	0
																		270	H	Louisiana Tech	3	2
																		301	N	Fordham	3	0
LAST 10 GAMES																						
42 A Western Ky.						0	3	108 H North Texas						2	3							
178 A Charlotte						1	3	91 A Rice						1	3							
232 H UAB						3	0	130 A Fla. Atlantic						0	3							
270 A Louisiana Tech						3	0	249 A FIU						3	2							
149 H Marshall						1	3	232 A UAB						0	3							

Non-Div. I Games:

Middle Tenn.

Average RPI Win:	237	WON-LOST RECORD	WINNING PCT. RANK	LAST 10 GAMES	STRENGTH OF SCHEDULE	OPP. STRENGTH OF SCHEDULE	TEAM RPI	ADJ RPI	CONF. RPI	ADJ CONF. RPI		
Average RPI Loss:	85											
DIV. I ONLY		8- 21	.27586	275	1- 9	88	68	208	.45865	210	5	5
DIV. I NON-CONF.		7- 7	.5	164	0- 0	211	211	197	.47074	205	5	5
<hr/>												
TOTALS	RPI 1-25	RPI 26-50		W-L RECORDS		RPI 51-100		RPI 101-150		RPI 150+		
8- 21	0- 6	0- 3		OVERALL		1- 4		0- 5		7- 3		
3- 8	0- 3	0- 2		HOME		1- 1		0- 1		2- 1		
1- 11	0- 3	0- 1		AWAY		0- 2		0- 4		1- 1		
4- 2	0- 0	0- 0		NEUTRAL		0- 1		0- 0		4- 1		
<hr/>												
7- 7	0- 1	0- 0		NON-CONFERENCE		0- 3		0- 1		7- 2		
2- 2	0- 0	0- 0		HOME		0- 1		0- 0		2- 1		
1- 3	0- 1	0- 0		AWAY		0- 1		0- 1		1- 0		
4- 2	0- 0	0- 0		NEUTRAL		0- 1		0- 0		4- 1		
<hr/>												
1- 14	0- 5	0- 3		CONFERENCE		1- 1		0- 4		0- 1		
1- 6	0- 3	0- 2		HOME		1- 0		0- 1		0- 0		
0- 8	0- 2	0- 1		AWAY		0- 1		0- 3		0- 1		
0- 0	0- 0	0- 0		NEUTRAL		0- 0		0- 0		0- 0		
<hr/>												
RPI S	Opponent	Score	RPI S	Opponent	Score	RPI S	Opponent	Score	RPI S	Opponent	Score	
7	H Florida	0 3	28	H Alabama	1 3	70	A Arkansas	0 3	101	A Auburn	1 3	
13	A Kentucky	0 3	38	A LSU	1 3	75	H Ole Miss	3 0	105	A Missouri	0 3	
13	H Kentucky	0 3	38	H LSU	0 3	84	H Memphis	1 3	105	H Missouri	1 3	
15	A Iowa St.	0 3				85	A Coastal Caro.	1 3	110	A Appalachian St.	0 3	
19	A Texas A&M	0 3				100	N Northern Ill.	0 3	112	A Georgia	0 3	
19	H Texas A&M	0 3							171	N Cleveland St.	3 1	
									229	A Mississippi St.	2 3	
									237	N Omaha	0 3	
									245	N Kennesaw St.	3 1	
									256	H Austin Peay	0 3	
									261	H Montana St.	3 0	
									267	A Evansville	3 1	
									276	N Tennessee Tech	3 0	
									280	H Mercer	3 2	
									324	N Loyola Maryland	3 1	
<hr/>												
LAST 10 GAMES												
	19	A Texas A&M	0 3	13	A Kentucky	0 3						
	38	A LSU	1 3	75	H Ole Miss	3 0						
	101	A Auburn	1 3	112	A Georgia	0 3						
	105	H Missouri	1 3	229	A Mississippi St.	2 3						
	7	H Florida	0 3	38	H LSU	0 3						

Non-Div. I Games:

Tennessee

Average RPI Win: 232		WON-LOST	WINNING	LAST 10	STRENGTH OF		OPP. STRENGTH	TEAM	ADJ	CONF.	ADJ CONF.
Average RPI Loss: 124		RECORD	PCT. RANK	GAMES	SCHEDULE		OF SCHEDULE	RPI	RPI	RPI	RPI
DIV. I ONLY		12- 18	.4 221	3- 7	160		187	205	.45754 211	11	10
DIV. I NON-CONF.		6- 8	.42857 209	0- 0	249		206	243	.43553 248	11	11
TOTALS		RPI 1-25	RPI 26-50		W-L RECORDS		RPI 51-100		RPI 101-150		RPI 150+
12- 18	0- 2	0- 0		OVERALL		0- 5		2- 5		10- 6	
8- 8	0- 1	0- 0		HOME		0- 3		2- 1		6- 3	
2- 8	0- 1	0- 0		AWAY		0- 2		0- 4		2- 1	
2- 2	0- 0	0- 0		NEUTRAL		0- 0		0- 0		2- 2	
6- 8	0- 0	0- 0		NON-CONFERENCE		0- 1		0- 3		6- 4	
4- 4	0- 0	0- 0		HOME		0- 1		0- 1		4- 2	
0- 2	0- 0	0- 0		AWAY		0- 0		0- 2		0- 0	
2- 2	0- 0	0- 0		NEUTRAL		0- 0		0- 0		2- 2	
6- 10	0- 2	0- 0		CONFERENCE		0- 4		2- 2		4- 2	
4- 4	0- 1	0- 0		HOME		0- 2		2- 0		2- 1	
2- 6	0- 1	0- 0		AWAY		0- 2		0- 2		2- 1	
0- 0	0- 0	0- 0		NEUTRAL		0- 0		0- 0		0- 0	
RPI S	Opponent	Score	RPI S	Opponent	Score	RPI S	Opponent	Score	RPI S	Opponent	Score
12 A	Colorado St.	0 3				61 A	UNLV	1 3	102 H	California	2 3
12 H	Colorado St.	0 3				61 H	UNLV	1 3	116 A	Texas Tech	1 3
						62 A	Wyoming	1 3	129 A	Saint Louis	1 3
						62 H	Wyoming	1 3	136 A	Boise St.	0 3
						90 H	Denver	0 3	136 H	Boise St.	3 1
									141 A	San Diego St.	0 3
									141 H	San Diego St.	3 0
									151 H	Marist	3 0
									155 A	Utah St.	0 3
									155 H	Utah St.	2 3
									164 H	Winthrop	3 0
									182 H	Rutgers	1 3
									200 H	Houston Baptist	3 0
									230 H	SIUE	2 3
									237 N	Omaha	2 3
									248 A	Nevada	3 2
									248 H	Nevada	3 1
									288 N	Canisius	3 0
									291 H	Weber St.	3 1
									291 N	Weber St.	1 3
									297 N	Abilene Christian	3 0
									311 A	San Jose St.	3 1
									311 H	San Jose St.	3 1
			LAST 10 GAMES								
			62 A	Wyoming	1 3	155 A	Utah St.	0 3			
			12 A	Colorado St.	0 3	248 H	Nevada	3 1			
			61 H	UNLV	1 3	311 H	San Jose St.	3 1			
			141 H	San Diego St.	3 0	12 H	Colorado St.	0 3			
			136 A	Boise St.	0 3	62 H	Wyoming	1 3			

Non-Div. I Games:

Air Force

RPI	S	Opponent	Score	
325	A	St. Francis Brooklyn	3	0
327	H	Fairleigh Dickinson	3	0
329	A	Quinnipiac	3	1
329	H	Quinnipiac	3	1

Manhattan

M
a
n
h
a
t
t
a
n

M
a
n
h
a
t
t
a
n

Average RPI Win: 260		WON-LOST	WINNING	LAST 10	STRENGTH OF		OPP. STRENGTH	TEAM	ADJ	CONF.	ADJ CONF.
Average RPI Loss: 84		RECORD	PCT. RANK	GAMES	SCHEDULE		OF SCHEDULE	RPI	RPI	RPI	RPI
DIV. I ONLY		8- 18	.30769 263	1- 9	147		90	226	.45498 213	4	4
DIV. I NON-CONF.		7- 5	.58333 130	0- 0	271		203	193	.48018 191	4	4
TOTALS		RPI 1-25	RPI 26-50		W-L RECORDS		RPI 51-100		RPI 101-150		RPI 150+
8- 18	0- 2		0- 3	OVERALL		0- 8		1- 3		7- 2	
5- 8	0- 1		0- 1	HOME		0- 4		1- 1		4- 1	
1- 8	0- 1		0- 0	AWAY		0- 4		0- 2		1- 1	
2- 2	0- 0		0- 2	NEUTRAL		0- 0		0- 0		2- 0	
7- 5	0- 0		0- 2	NON-CONFERENCE		0- 2		0- 0		7- 1	
4- 2	0- 0		0- 0	HOME		0- 1		0- 0		4- 1	
1- 1	0- 0		0- 0	AWAY		0- 1		0- 0		1- 0	
2- 2	0- 0		0- 2	NEUTRAL		0- 0		0- 0		2- 0	
1- 13	0- 2		0- 1	CONFERENCE		0- 6		1- 3		0- 1	
1- 6	0- 1		0- 1	HOME		0- 3		1- 1		0- 0	
0- 7	0- 1		0- 0	AWAY		0- 3		0- 2		0- 1	
0- 0	0- 0		0- 0	NEUTRAL		0- 0		0- 0		0- 0	
RPI S	Opponent	Score	RPI S	Opponent	Score	RPI S	Opponent	Score	RPI S	Opponent	Score
5 A	North Carolina	0 3	27 H	Miami (FL)	1 3	52 A	Xavier	0 3	121 A	Georgia Tech	2 3
22 H	Duke	0 3	33 N	Ohio St.	2 3	54 A	Pittsburgh	0 3	135 A	Boston College	0 3
			39 N	Ohio	1 3	54 H	Pittsburgh	1 3	135 H	Boston College	1 3
						60 H	Temple	2 3	143 H	Wake Forest	3 0
						93 A	Louisville	1 3	175 A	Notre Dame	1 3
						93 H	Louisville	0 3	193 N	Ill.-Chicago	3 1
						94 H	Clemson	1 3	218 H	Colgate	2 3
						95 A	North Carolina St.	0 3	259 H	Niagara	3 1
									268 H	Cornell	3 1
									272 H	Albany (NY)	3 0
									300 N	DePaul	3 1
									322 H	Delaware St.	3 0
									323 A	Chicago St.	3 0
			LAST 10 GAMES								
			135 H Boston College 1 3			121 A Georgia Tech 2 3					
			22 H Duke 0 3			143 H Wake Forest 3 0					
			94 H Clemson 1 3			93 H Louisville 0 3					
			54 A Pittsburgh 0 3			54 H Pittsburgh 1 3					
			93 A Louisville 1 3			27 H Miami (FL) 1 3					

Non-Div. I Games:

Syracuse

Average RPI Win: 249		WON-LOST RECORD	WINNING PCT. RANK	LAST 10 GAMES	STRENGTH OF SCHEDULE	OPP. STRENGTH OF SCHEDULE	TEAM RPI	ADJ RPI	CONF. RPI	ADJ CONF. RPI					
Average RPI Loss: 148															
DIV. I ONLY		14- 17	.45161 195	4- 6	169	265	201	.45432 214	20	21					
DIV. I NON-CONF.		9- 8	.52941 162	1- 0	236	280	208	.46197 215	22	22					
<hr/>															
TOTALS		RPI 1-25	RPI 26-50		W-L RECORDS		RPI 51-100		RPI 101-150		RPI 150+				
14- 17		0- 2	0- 0		OVERALL		0- 4		2- 4		12- 7				
6- 6		0- 0	0- 0		HOME		0- 2		1- 1		5- 3				
4- 8		0- 2	0- 0		AWAY		0- 2		0- 2		4- 2				
4- 3		0- 0	0- 0		NEUTRAL		0- 0		1- 1		3- 2				
9- 8		0- 2	0- 0		NON-CONFERENCE		0- 0		1- 3		8- 3				
3- 2		0- 0	0- 0		HOME		0- 0		0- 1		3- 1				
2- 3		0- 2	0- 0		AWAY		0- 0		0- 1		2- 0				
4- 3		0- 0	0- 0		NEUTRAL		0- 0		1- 1		3- 2				
5- 9		0- 0	0- 0		CONFERENCE		0- 4		1- 1		4- 4				
3- 4		0- 0	0- 0		HOME		0- 2		1- 0		2- 2				
2- 5		0- 0	0- 0		AWAY		0- 2		0- 1		2- 2				
0- 0		0- 0	0- 0		NEUTRAL		0- 0		0- 0		0- 0				
RPI S	Opponent	Score		RPI S	Opponent	Score		RPI S	Opponent	Score					
22 A	Duke	1	3			85 A	Coastal Caro.	0	3	103 H	South Carolina	0	3		
23 A	Long Beach St.	0	3			85 H	Coastal Caro.	0	3	106 A	UNCW	2	3		
						98 A	Radford	1	3	115 N	Valparaiso	3	2		
						98 H	Radford	0	3	138 N	San Francisco	1	3		
										144 A	Liberty	0	3		
										144 H	Liberty	3	1		
										164 A	Winthrop	1	3		
										179 H	North Florida	3	0		
										188 A	High Point	3	2		
										188 H	High Point	3	1		
										192 A	Presbyterian	0	3		
										206 N	Army	2	3		
										223 H	Northeastern	2	3		
										241 H	Gardner-Webb	2	3		
										252 N	Rider	3	1		
										274 H	Elon	3	1		
										279 H	UNC Asheville	1	3		
										290 N	Binghamton	3	0		
										292 N	Wofford	3	0		
										303 A	Charleston So.	3	1		
										303 H	Charleston So.	3	2		
										306 N	Bethune-Cookman	2	3		
										309 A	UMES	3	1		
										326 A	N.C. Central	3	0		
										328 H	N.C. A&T	3	0		
				LAST 10 GAMES											
				303 A	Charleston So.	3	1	241 H	Gardner-Webb	2	3	309 A	UMES	3	1
				85 A	Coastal Caro.	0	3	188 A	High Point	3	2	326 A	N.C. Central	3	0
				144 H	Liberty	3	1	328 H	N.C. A&T	3	0	328 H	N.C. A&T	3	0
				98 H	Radford	0	3	164 A	Winthrop	1	3				
				279 H	UNC Asheville	1	3	192 A	Presbyterian	0	3				

Non-Div. I Games:

Campbell

Average RPI Win:	249	WON-LOST	WINNING	LAST 10	STRENGTH OF	OPP. STRENGTH	TEAM	ADJ	CONF.	ADJ CONF.	
Average RPI Loss:	127	RECORD	PCT. RANK	GAMES	SCHEDULE	OF SCHEDULE	RPI	RPI	RPI	RPI	
DIV. I ONLY	8- 15	.34783	242	1- 9	105	216	212	.45428	215	18	18
DIV. I NON-CONF.	4- 5	.44444	201	0- 0	74	236	144	.5075	145	18	18
<hr/>											
TOTALS	RPI 1-25	RPI 26-50		W-L RECORDS		RPI 51-100		RPI 101-150		RPI 150+	
8- 15	0- 0	0- 1		OVERALL		0- 6		0- 3		8- 5	
5- 5	0- 0	0- 0		HOME		0- 2		0- 1		5- 2	
2- 7	0- 0	0- 0		AWAY		0- 3		0- 1		2- 3	
1- 3	0- 0	0- 1		NEUTRAL		0- 1		0- 1		1- 0	
<hr/>											
4- 5	0- 0	0- 1		NON-CONFERENCE		0- 2		0- 1		4- 1	
3- 0	0- 0	0- 0		HOME		0- 0		0- 0		3- 0	
0- 2	0- 0	0- 0		AWAY		0- 1		0- 0		0- 1	
1- 3	0- 0	0- 1		NEUTRAL		0- 1		0- 1		1- 0	
<hr/>											
4- 10	0- 0	0- 0		CONFERENCE		0- 4		0- 2		4- 4	
2- 5	0- 0	0- 0		HOME		0- 2		0- 1		2- 2	
2- 5	0- 0	0- 0		AWAY		0- 2		0- 1		2- 2	
0- 0	0- 0	0- 0		NEUTRAL		0- 0		0- 0		0- 0	
<hr/>											
RPI S	Opponent	Score	RPI S	Opponent	Score	RPI S	Opponent	Score	RPI S	Opponent	Score
			44 N	Illinois St.	0 3	58 N	Baylor	0 3	104 N	Hofstra	0 3
						65 A	George Washington	0 3	148 A	Princeton	1 3
						69 A	Harvard	0 3	148 H	Princeton	1 3
						69 H	Harvard	2 3	184 A	UConn	2 3
						80 A	Yale	1 3	195 A	Penn	3 0
						80 H	Yale	1 3	195 H	Penn	1 3
									197 A	Brown	2 3
									197 H	Brown	1 3
									203 H	Fairfield	3 1
									235 H	Stony Brook	3 0
									238 A	Dartmouth	3 0
									238 H	Dartmouth	3 1
									268 A	Cornell	2 3
									268 H	Cornell	3 1
									304 H	Bucknell	3 0
									307 N	Bryant	3 0
<hr/>											
LAST 10 GAMES											
	238 A	Dartmouth	3	0		148 H	Princeton	1	3		
	69 A	Harvard	0	3		268 A	Cornell	2	3		
	197 H	Brown	1	3		80 A	Yale	1	3		
	80 H	Yale	1	3		197 A	Brown	2	3		
	195 H	Penn	1	3		69 H	Harvard	2	3		

Non-Div. I Games:

Columbia

Average RPI Win:	216	WON-LOST RECORD	WINNING PCT. RANK	LAST 10 GAMES	STRENGTH OF SCHEDULE	OPP. STRENGTH OF SCHEDULE	TEAM RPI	ADJ RPI	CONF. RPI	ADJ CONF. RPI	
Average RPI Loss:	127										
DIV. I ONLY	9- 18	.33333	247	5- 5	113	147	214	.4535	216	10	11
DIV. I NON-CONF.	2- 7	.22222	286	0- 0	210	213	280	.39999	276	13	12
<hr/>											
TOTALS	RPI 1-25	RPI 26-50		W-L RECORDS	RPI 51-100		RPI 101-150		RPI 150+		
9- 18	0- 0	0- 2		OVERALL	0- 5		2- 5		7- 6		
4- 5	0- 0	0- 1		HOME	0- 2		2- 0		2- 2		
3- 11	0- 0	0- 1		AWAY	0- 2		0- 4		3- 4		
2- 2	0- 0	0- 0		NEUTRAL	0- 1		0- 1		2- 0		
<hr/>											
2- 7	0- 0	0- 0		NON-CONFERENCE	0- 1		0- 2		2- 4		
0- 1	0- 0	0- 0		HOME	0- 0		0- 0		0- 1		
0- 4	0- 0	0- 0		AWAY	0- 0		0- 1		0- 3		
2- 2	0- 0	0- 0		NEUTRAL	0- 1		0- 1		2- 0		
<hr/>											
7- 11	0- 0	0- 2		CONFERENCE	0- 4		2- 3		5- 2		
4- 4	0- 0	0- 1		HOME	0- 2		2- 0		2- 1		
3- 7	0- 0	0- 1		AWAY	0- 2		0- 3		3- 1		
0- 0	0- 0	0- 0		NEUTRAL	0- 0		0- 0		0- 0		
<hr/>											
RPI S	Opponent	Score	RPI S	Opponent	Score	RPI S	Opponent	Score	RPI S	Opponent	Score
			41 A	UALR	0 3	68 A	Arkansas St.	0 3	110 A	Appalachian St.	0 3
			41 H	UALR	0 3	68 H	Arkansas St.	1 3	118 A	Texas St.	1 3
						79 A	Texas-Arlington	0 3	118 H	Texas St.	3 1
						79 H	Texas-Arlington	2 3	127 A	La.-Lafayette	2 3
						98 N	Radford	0 3	127 H	La.-Lafayette	3 1
									146 A	Samford	0 3
									147 N	Maryland	0 3
									162 A	Jacksonville	2 3
									179 A	North Florida	0 3
									190 A	South Ala.	0 3
									190 H	South Ala.	1 3
									202 H	Western Caro.	0 3
									204 A	Ga. Southern	3 2
									204 H	Ga. Southern	3 1
									232 A	UAB	1 3
									236 A	Troy	3 0
									247 N	Jacksonville St.	3 1
									250 A	La.-Monroe	3 0
									250 H	La.-Monroe	3 1
									306 N	Bethune-Cookman	3 2
<hr/>											
			LAST 10 GAMES								
			79 A	Texas-Arlington	0 3	79 H	Texas-Arlington	2 3			
			118 A	Texas St.	1 3	236 A	Troy	3 0			
			250 H	La.-Monroe	3 1	127 H	La.-Lafayette	3 1			
			68 H	Arkansas St.	1 3	118 H	Texas St.	3 1			
			204 A	Ga. Southern	3 2	41 A	UALR	0 3			

Non-Div. I Games:

Georgia St.

Average RPI Win:	271	WON-LOST RECORD	WINNING PCT. RANK	LAST 10 GAMES	STRENGTH OF SCHEDULE	OPP. STRENGTH OF SCHEDULE	TEAM RPI	ADJ RPI	CONF. RPI	ADJ CONF. RPI												
Average RPI Loss:	184																					
DIV. I ONLY	18- 11	.62069	102	9- 1	298	279	202	.452	217	29	29											
DIV. I NON-CONF.	7- 10	.41176	218	0- 0	288	248	258	.41138	267	28	28											
<hr/>																						
TOTALS	RPI 1-25	RPI 26-50		W-L RECORDS		RPI 51-100		RPI 101-150		RPI 150+												
18- 11	0- 0	0- 0		OVERALL		0- 1		0- 3		18- 7												
8- 4	0- 0	0- 0		HOME		0- 1		0- 1		8- 2												
7- 3	0- 0	0- 0		AWAY		0- 0		0- 1		7- 2												
3- 4	0- 0	0- 0		NEUTRAL		0- 0		0- 1		3- 3												
<hr/>																						
7- 10	0- 0	0- 0		NON-CONFERENCE		0- 1		0- 3		7- 6												
3- 3	0- 0	0- 0		HOME		0- 1		0- 1		3- 1												
1- 3	0- 0	0- 0		AWAY		0- 0		0- 1		1- 2												
3- 4	0- 0	0- 0		NEUTRAL		0- 0		0- 1		3- 3												
<hr/>																						
11- 1	0- 0	0- 0		CONFERENCE		0- 0		0- 0		11- 1												
5- 1	0- 0	0- 0		HOME		0- 0		0- 0		5- 1												
6- 0	0- 0	0- 0		AWAY		0- 0		0- 0		6- 0												
0- 0	0- 0	0- 0		NEUTRAL		0- 0		0- 0		0- 0												
<hr/>																						
RPI	S	Opponent	Score	RPI	S	Opponent	Score	RPI	S	Opponent	Score											
								69	H	Harvard	1	3										
								111	N	Indiana	1	3										
								123	H	New Mexico St.	0	3										
								140	A	St. John's (NY)	0	3										
								157	H	Rhode Island	3	2										
								166	A	Kent St.	1	3										
								184	A	UConn	0	3										
								197	H	Brown	3	1										
								223	H	Northeastern	1	3										
								226	N	Fresno St.	1	3										
								235	A	Stony Brook	3	1										
								235	H	Stony Brook	3	0										
								238	N	Dartmouth	2	3										
								262	A	Hartford	3	1										
								262	H	Hartford	3	0										
								263	N	Central Conn. St.	3	2										
								267	N	Evansville	0	3										
								269	A	UMBC	3	0										
								269	H	UMBC	3	0										
								272	A	Albany (NY)	3	1										
								272	H	Albany (NY)	0	3										
								290	A	Binghamton	3	1										
								LAST 10 GAMES								290	H	Binghamton	3	2		
								262	H	Hartford	3	0	269	H	UMBC	3	0	298	N	Morehead St.	3	0
								235	H	Stony Brook	3	0	262	A	Hartford	3	1	307	A	Bryant	3	1
321	A	UMass Lowell	3	0	235	A	Stony Brook	3	1	310	H	NJIT	3	0								
290	A	Binghamton	3	1	269	A	UMBC	3	0	321	A	UMass Lowell	3	0								
272	A	Albany (NY)	3	1	272	H	Albany (NY)	0	3	321	H	UMass Lowell	3	0								

Non-Div. I Games:

New Hampshire

RPI	S	Opponent	Score	
325	N	St. Francis Brooklyn	3	0

New Hampshire

N
e
w
H
a
m
p
s
h
i
r
e

N
e
w
H
a
m
p
s
h
i
r
e

Average RPI Win: 266		WON-LOST	WINNING	LAST 10	STRENGTH OF		OPP. STRENGTH	TEAM	ADJ		CONF.	ADJ CONF.
Average RPI Loss: 159		RECORD	PCT. RANK	GAMES	SCHEDULE		OF SCHEDULE	RPI	RPI		RPI	RPI
DIV. I ONLY		15- 11	.57692	132	6- 4		293	256	209		.4502	218
DIV. I NON-CONF.		6- 4	.6	122	0- 0		278	133	179		.48423	184
TOTALS		RPI 1-25	RPI 26-50		W-L RECORDS		RPI 51-100		RPI 101-150		RPI 150+	
15- 11	0- 1	0- 0		OVERALL		0- 3		0- 0		15- 7		
7- 2	0- 0	0- 0		HOME		0- 1		0- 0		7- 1		
4- 7	0- 1	0- 0		AWAY		0- 1		0- 0		4- 5		
4- 2	0- 0	0- 0		NEUTRAL		0- 1		0- 0		4- 1		
6- 4	0- 1	0- 0		NON-CONFERENCE		0- 1		0- 0		6- 2		
1- 0	0- 0	0- 0		HOME		0- 0		0- 0		1- 0		
1- 2	0- 1	0- 0		AWAY		0- 0		0- 0		1- 1		
4- 2	0- 0	0- 0		NEUTRAL		0- 1		0- 0		4- 1		
9- 7	0- 0	0- 0		CONFERENCE		0- 2		0- 0		9- 5		
6- 2	0- 0	0- 0		HOME		0- 1		0- 0		6- 1		
3- 5	0- 0	0- 0		AWAY		0- 1		0- 0		3- 4		
0- 0	0- 0	0- 0		NEUTRAL		0- 0		0- 0		0- 0		
RPI S	Opponent	Score		RPI S	Opponent	Score		RPI S	Opponent	Score		
11 A	Nebraska	0 3						86 A	American	0 3		
								86 H	American	1 3		
								90 N	Denver	0 3		
								171 N	Cleveland St.	3 0		
								180 A	Lehigh	0 3		
								180 H	Lehigh	3 2		
								195 A	Penn	0 3		
								199 A	Navy	1 3		
								199 H	Navy	3 2		
								205 N	Georgetown	0 3		
								206 A	Army	0 3		
								206 H	Army	1 3		
								213 A	Syracuse	3 2		
								259 H	Niagara	3 2		
								265 N	Akron	3 0		
								268 N	Cornell	3 1		
								272 N	Albany (NY)	3 1		
								284 A	Holy Cross	2 3		
								284 H	Holy Cross	3 2		
								304 A	Bucknell	3 1		
								304 H	Bucknell	3 0		
								308 A	Lafayette	3 0		
								308 H	Lafayette	3 0		
								324 A	Loyola Maryland	3 0		
								324 H	Loyola Maryland	3 0		
LAST 10 GAMES												
				324 H	Loyola Maryland	3 0		206 H	Army	1 3		
				86 H	American	1 3		308 A	Lafayette	3 0		
				199 A	Navy	1 3		308 H	Lafayette	3 0		
				180 A	Lehigh	0 3		304 H	Bucknell	3 0		
				284 H	Holy Cross	3 2		304 A	Bucknell	3 1		

Non-Div. I Games:

Colgate

Average RPI Win:	270	WON-LOST RECORD	WINNING PCT. RANK	LAST 10 GAMES		STRENGTH OF SCHEDULE	OPP. STRENGTH OF SCHEDULE	TEAM RPI	ADJ RPI	CONF. RPI	ADJ CONF. RPI				
DIV. I ONLY		16- 14	.53333	157	8- 2	229	295	200	.44844	219	28	28			
DIV. I NON-CONF.		2- 10	.16667	293	0- 0	149	263	282	.38646	285	30	29			
<hr/>															
TOTALS	RPI 1-25		RPI 26-50		W-L RECORDS		RPI 51-100		RPI 101-150		RPI 150+				
16- 14	0- 0		0- 0		OVERALL		0- 3		0- 1		16- 10				
6- 5	0- 0		0- 0		HOME		0- 0		0- 0		6- 5				
8- 4	0- 0		0- 0		AWAY		0- 1		0- 1		8- 2				
2- 5	0- 0		0- 0		NEUTRAL		0- 2		0- 0		2- 3				
2- 10	0- 0		0- 0		NON-CONFERENCE		0- 3		0- 1		2- 6				
0- 2	0- 0		0- 0		HOME		0- 0		0- 0		0- 2				
0- 3	0- 0		0- 0		AWAY		0- 1		0- 1		0- 1				
2- 5	0- 0		0- 0		NEUTRAL		0- 2		0- 0		2- 3				
14- 4	0- 0		0- 0		CONFERENCE		0- 0		0- 0		14- 4				
6- 3	0- 0		0- 0		HOME		0- 0		0- 0		6- 3				
8- 1	0- 0		0- 0		AWAY		0- 0		0- 0		8- 1				
0- 0	0- 0		0- 0		NEUTRAL		0- 0		0- 0		0- 0				
RPI	S	Opponent	Score	RPI	S	Opponent	Score	RPI	S	Opponent	Score	RPI	S	Opponent	Score
						57 A Seton Hall	0 3			104 A Hofstra	0 3				
						61 N UNLV	0 3			151 A Marist	1 3				
						75 N Ole Miss	0 3			151 H Marist	1 3				
										176 A Buffalo	0 3				
										180 N Lehigh	3 0				
										182 N Rutgers	0 3				
										203 A Fairfield	3 1				
										203 H Fairfield	1 3				
										212 A Manhattan	3 0				
										212 H Manhattan	3 2				
										252 A Rider	3 0				
										252 H Rider	3 0				
										259 A Niagara	3 1				
										259 H Niagara	3 2				
										262 H Hartford	0 3				
										268 N Cornell	2 3				
										288 A Canisius	3 1				
										288 H Canisius	0 3				
										290 H Binghamton	0 3				
										296 N Sacred Heart	1 3				
										301 N Fordham	3 0				
						LAST 10 GAMES				305 A Iona	3 1				
						315 A Saint Peter's	3 1			305 H Iona	3 2				
						252 A Rider	3 0			315 A Saint Peter's	3 1				
						259 A Niagara	3 1			315 H Saint Peter's	3 0				
						288 A Canisius	3 1			329 A Quinnipiac	3 0				
						305 H Iona	3 2			329 H Quinnipiac	3 0				
						212 H Manhattan	3 2								
						203 H Fairfield	1 3								
						151 H Marist	1 3								
						252 H Rider	3 0								
						315 H Saint Peter's	3 0								

Non-Div. I Games:

Siena

Average RPI Win:	241	WON-LOST RECORD	WINNING PCT. RANK	LAST 10 GAMES	STRENGTH OF SCHEDULE	OPP. STRENGTH OF SCHEDULE	TEAM RPI	ADJ RPI	CONF. RPI	ADJ CONF. RPI	
Average RPI Loss:	100										
DIV. I ONLY		8- 18	.30769 263	2- 8	180	97	238	.44673 220	8	8	
DIV. I NON-CONF.		6- 7	.46154 183	0- 0	145	118	171	.497 161	7	7	
<hr/>											
TOTALS	RPI 1-25	RPI 26-50		W-L RECORDS	RPI 51-100		RPI 101-150		RPI 150+		
8- 18	0- 2	0- 3		OVERALL	0- 3		0- 8		8- 2		
4- 9	0- 2	0- 2		HOME	0- 1		0- 3		4- 1		
1- 7	0- 0	0- 1		AWAY	0- 1		0- 4		1- 1		
3- 2	0- 0	0- 0		NEUTRAL	0- 1		0- 1		3- 0		
<hr/>											
6- 7	0- 1	0- 0		NON-CONFERENCE	0- 3		0- 3		6- 0		
3- 3	0- 1	0- 0		HOME	0- 1		0- 1		3- 0		
0- 2	0- 0	0- 0		AWAY	0- 1		0- 1		0- 0		
3- 2	0- 0	0- 0		NEUTRAL	0- 1		0- 1		3- 0		
<hr/>											
2- 11	0- 1	0- 3		CONFERENCE	0- 0		0- 5		2- 2		
1- 6	0- 1	0- 2		HOME	0- 0		0- 2		1- 1		
1- 5	0- 0	0- 1		AWAY	0- 0		0- 3		1- 1		
0- 0	0- 0	0- 0		NEUTRAL	0- 0		0- 0		0- 0		
<hr/>											
RPI S	Opponent	Score	RPI S	Opponent	Score	RPI S	Opponent	Score	RPI S	Opponent	Score
17 H	UCLA	0 3	30 A	Hawaii	0 3	59 N	Northwestern	1 3	116 H	Texas Tech	0 3
23 H	Long Beach St.	0 3	30 H	Hawaii	0 3	80 H	Yale	1 3	120 A	UC Santa Barbara	1 3
			37 H	CSUN	0 3	96 A	Col. of Charleston	0 3	120 H	UC Santa Barbara	1 3
									125 A	UC Irvine	1 3
									137 A	UC Davis	0 3
									137 H	UC Davis	2 3
									141 A	San Diego St.	1 3
									143 N	Wake Forest	2 3
									158 N	Villanova	3 1
									183 N	Stetson	3 1
									191 A	Cal Poly	1 3
									191 H	Cal Poly	1 3
									197 N	Brown	3 0
									205 H	Georgetown	3 2
									293 A	UC Riverside	3 1
									293 H	UC Riverside	3 0
									296 H	Sacred Heart	3 0
									304 H	Bucknell	3 1
<hr/>											
LAST 10 GAMES											
293 H UC Riverside 3 0					125 A UC Irvine 1 3						
137 A UC Davis 0 3					293 A UC Riverside 3 1						
191 A Cal Poly 1 3					137 H UC Davis 2 3						
120 A UC Santa Barbara 1 3					120 H UC Santa Barbara 1 3						
30 H Hawaii 0 3					191 H Cal Poly 1 3						

Non-Div. I Games:

Cal St. Fullerton

Average RPI Win: 246		WON-LOST	WINNING	LAST 10	STRENGTH OF		OPP. STRENGTH	TEAM	ADJ	CONF.	ADJ CONF.
Average RPI Loss: 135		RECORD	PCT. RANK	GAMES	SCHEDULE		OF SCHEDULE	RPI	RPI	RPI	RPI
DIV. I ONLY		13- 14	.48148	184	7- 3		250	200	213	.44671	221
DIV. I NON-CONF.		4- 9	.30769	256	0- 0		263	106	269	.4056	272
TOTALS		RPI 1-25	RPI 26-50		W-L RECORDS		RPI 51-100		RPI 101-150		RPI 150+
13- 14	0- 2	0- 1		OVERALL		0- 3		0- 2		13- 6	
6- 4	0- 1	0- 1		HOME		0- 1		0- 1		6- 0	
4- 6	0- 0	0- 0		AWAY		0- 2		0- 1		4- 3	
3- 4	0- 1	0- 0		NEUTRAL		0- 0		0- 0		3- 3	
4- 9	0- 2	0- 1		NON-CONFERENCE		0- 1		0- 0		4- 5	
1- 2	0- 1	0- 1		HOME		0- 0		0- 0		1- 0	
0- 3	0- 0	0- 0		AWAY		0- 1		0- 0		0- 2	
3- 4	0- 1	0- 0		NEUTRAL		0- 0		0- 0		3- 3	
9- 5	0- 0	0- 0		CONFERENCE		0- 2		0- 2		9- 1	
5- 2	0- 0	0- 0		HOME		0- 1		0- 1		5- 0	
4- 3	0- 0	0- 0		AWAY		0- 1		0- 1		4- 1	
0- 0	0- 0	0- 0		NEUTRAL		0- 0		0- 0		0- 0	
RPI S	Opponent	Score		RPI S	Opponent	Score		RPI S	Opponent	Score	
11 N	Nebraska	1	3	35 H	Oregon St.	1	3	77 A	Dayton	1	3
23 H	Long Beach St.	1	3					88 A	UMKC	1	3
								88 H	UMKC	1	3
								123 A	New Mexico St.	2	3
								123 H	New Mexico St.	1	3
								163 A	Seattle	3	0
								163 H	Seattle	3	0
								184 A	Sam Houston St.	0	3
								186 A	Utah Valley	3	2
								186 H	Utah Valley	3	1
								191 A	Cal Poly	1	3
								208 N	IPFW	0	3
								226 H	Fresno St.	3	0
								229 N	Mississippi St.	3	0
								231 N	Bowling Green	2	3
								239 A	Grand Canyon	2	3
								239 H	Grand Canyon	3	0
								250 N	La.-Monroe	3	0
								273 N	Sacramento St.	1	3
								299 A	Tex.-Pan American	3	1
								299 H	Tex.-Pan American	3	0
								311 N	San Jose St.	3	1
								323 A	Chicago St.	3	0
								323 H	Chicago St.	3	0
				LAST 10 GAMES							
				163 H	Seattle	3	0	299 H	Tex.-Pan American	3	0
				186 H	Utah Valley	3	1	123 H	New Mexico St.	1	3
				239 A	Grand Canyon	2	3	186 A	Utah Valley	3	2
				323 A	Chicago St.	3	0	163 A	Seattle	3	0
				88 A	UMKC	1	3	239 H	Grand Canyon	3	0

Non-Div. I Games:

Bakersfield

[illegible]

Non-Div. I Games:

Loyola Chicago

Northeastern

Through Games Of Nov. 16, 2014

Average RPI Win: 234		WON-LOST	WINNING	LAST 10	STRENGTH OF		OPP. STRENGTH	TEAM	ADJ	CONF.	ADJ CONF.
Average RPI Loss: 128		RECORD	PCT. RANK	GAMES	SCHEDULE		OF SCHEDULE	RPI	RPI	RPI	RPI
DIV. I ONLY		10- 20	.33333	247	1- 9		123	177	222	.44521	223
DIV. I NON-CONF.		8- 6	.57143	139	0- 0		171	189	146	.50344	149
TOTALS		RPI 1-25	RPI 26-50		W-L RECORDS		RPI 51-100		RPI 101-150		RPI 150+
10- 20	0- 0	0- 1		OVERALL		1- 6		1- 6		8- 7	
2- 9	0- 0	0- 0		HOME		0- 3		1- 3		1- 3	
4- 9	0- 0	0- 1		AWAY		0- 2		0- 3		4- 3	
4- 2	0- 0	0- 0		NEUTRAL		1- 1		0- 0		3- 1	
8- 6	0- 0	0- 1		NON-CONFERENCE		1- 2		1- 0		6- 3	
1- 2	0- 0	0- 0		HOME		0- 1		1- 0		0- 1	
3- 2	0- 0	0- 1		AWAY		0- 0		0- 0		3- 1	
4- 2	0- 0	0- 0		NEUTRAL		1- 1		0- 0		3- 1	
2- 14	0- 0	0- 0		CONFERENCE		0- 4		0- 6		2- 4	
1- 7	0- 0	0- 0		HOME		0- 2		0- 3		1- 2	
1- 7	0- 0	0- 0		AWAY		0- 2		0- 3		1- 2	
0- 0	0- 0	0- 0		NEUTRAL		0- 0		0- 0		0- 0	
RPI S	Opponent	Score	RPI S	Opponent	Score	RPI S	Opponent	Score	RPI S	Opponent	Score
			29 A	UCF	0 3	69 H	Harvard	1 3	104 A	Hofstra	0 3
						76 N	UNI	0 3	104 H	Hofstra	1 3
						82 A	Towson	0 3	106 A	UNCW	2 3
						82 H	Towson	1 3	106 H	UNCW	0 3
						96 A	Col. of Charleston	1 3	133 A	James Madison	0 3
						96 H	Col. of Charleston	1 3	133 H	James Madison	0 3
						97 N	TCU	3 2	135 H	Boston College	3 1
									157 H	Rhode Island	1 3
									168 A	Delaware	0 3
									168 H	Delaware	1 3
									175 A	Notre Dame	1 3
									187 N	Eastern Ky.	2 3
									214 A	Campbell	3 2
									217 A	New Hampshire	3 1
									244 A	William & Mary	1 3
									244 H	William & Mary	1 3
									249 N	FIU	3 2
									252 N	Rider	3 1
									274 A	Elon	3 0
									274 H	Elon	3 2
									301 A	Fordham	3 0
									327 N	Fairleigh Dickinson	3 1
			LAST 10 GAMES								
			133 H	James Madison	0 3	82 A	Towson	0 3			
			244 H	William & Mary	1 3	106 H	UNCW	0 3			
			96 H	Col. of Charleston	1 3	274 H	Elon	3 2			
			104 H	Hofstra	1 3	244 A	William & Mary	1 3			
			168 A	Delaware	0 3	133 A	James Madison	0 3			

Non-Div. I Games:

Northeastern

Average RPI Win:		195	WON-LOST RECORD		WINNING PCT. RANK		LAST 10 GAMES		STRENGTH OF SCHEDULE		OPP. STRENGTH OF SCHEDULE		TEAM RPI		ADJ RPI		CONF. RPI		ADJ CONF. RPI				
Average RPI Loss:		136																					
DIV. I ONLY			9- 20		.31034 261		3- 7		114		135		223		.4445 224		22		22				
DIV. I NON-CONF.			4- 9		.30769 256		0- 0		47		49		149		.50334 151		20		20				
TOTALS		RPI 1-25		RPI 26-50		W-L RECORDS		RPI 51-100		RPI 101-150		RPI 150+											
9- 20		0- 1		0- 2		OVERALL		3- 2		0- 9		6- 6											
3- 6		0- 0		0- 0		HOME		0- 1		0- 3		3- 2											
4- 8		0- 0		0- 1		AWAY		2- 0		0- 4		2- 3											
2- 6		0- 1		0- 1		NEUTRAL		1- 1		0- 2		1- 1											
4- 9		0- 1		0- 2		NON-CONFERENCE		2- 1		0- 3		2- 2											
0- 1		0- 0		0- 0		HOME		0- 0		0- 0		0- 1											
2- 2		0- 0		0- 1		AWAY		1- 0		0- 1		1- 0											
2- 6		0- 1		0- 1		NEUTRAL		1- 1		0- 2		1- 1											
5- 11		0- 0		0- 0		CONFERENCE		1- 1		0- 6		4- 4											
3- 5		0- 0		0- 0		HOME		0- 1		0- 3		3- 1											
2- 6		0- 0		0- 0		AWAY		1- 0		0- 3		1- 3											
0- 0		0- 0		0- 0		NEUTRAL		0- 0		0- 0		0- 0											
RPI	S	Opponent		Score		RPI	S	Opponent		Score		RPI	S	Opponent		Score		RPI	S	Opponent		Score	
1	N	Stanford		0 3		37	N	CSUN		0 3		85	N	Coastal Caro.		1 3		105	N	Missouri		1 3	
						43	A	San Diego		0 3		92	A	Northern Colo.		3 2		106	A	UNCW		0 3	
												92	H	Northern Colo.		1 3		109	H	Idaho St.		0 3	
												95	N	North Carolina St.		3 2		117	A	North Dakota		1 3	
												96	A	Col. of Charleston		3 2		117	H	North Dakota		2 3	
																		128	A	Northern Ariz.		1 3	
																		136	N	Boise St.		0 3	
																		145	A	Idaho		1 3	
																		145	H	Idaho		0 3	
																		163	H	Seattle		2 3	
																		188	A	High Point		3 2	
																		203	N	Fairfield		3 1	
																		207	A	Portland St.		0 3	
																		228	H	Southern Utah		2 3	
																		234	N	Portland		1 3	
																		258	A	Montana		1 3	
																		258	H	Montana		3 0	
																		261	A	Montana St.		2 3	
																		261	H	Montana St.		3 0	
																		273	A	Sacramento St.		3 2	
																		291	H	Weber St.		3 0	
LAST 10 GAMES																							
117 H North Dakota						2 3						258 A Montana						1 3					
92 H Northern Colo.						1 3						291 H Weber St.						3 0					
145 A Idaho						1 3						109 H Idaho St.						0 3					
128 A Northern Ariz.						1 3						258 H Montana						3 0					
261 A Montana St.						2 3						261 H Montana St.						3 0					

Non-Div. I Games:

Eastern Wash.

Average RPI Win:		303	WON-LOST RECORD		WINNING PCT. RANK	LAST 10 GAMES		STRENGTH OF SCHEDULE		OPP. STRENGTH OF SCHEDULE	TEAM RPI	ADJ RPI	CONF. RPI	ADJ CONF. RPI			
Average RPI Loss:		126															
DIV. I ONLY			14- 16		.46667	189	7- 3		268		274	237	.4443	225	30	30	
DIV. I NON-CONF.			2- 14		.125	307	0- 1		157		160	285	.39479	278	29	30	
<hr/>																	
TOTALS		RPI 1-25		RPI 26-50		W-L RECORDS		RPI 51-100		RPI 101-150		RPI 150+					
14- 16		0- 1		0- 0		OVERALL		0- 5		0- 4		14- 6					
7- 4		0- 0		0- 0		HOME		0- 2		0- 0		7- 2					
7- 6		0- 1		0- 0		AWAY		0- 2		0- 1		7- 2					
0- 6		0- 0		0- 0		NEUTRAL		0- 1		0- 3		0- 2					
2- 14		0- 1		0- 0		NON-CONFERENCE		0- 3		0- 4		2- 6					
1- 3		0- 0		0- 0		HOME		0- 1		0- 0		1- 2					
1- 5		0- 1		0- 0		AWAY		0- 1		0- 1		1- 2					
0- 6		0- 0		0- 0		NEUTRAL		0- 1		0- 3		0- 2					
12- 2		0- 0		0- 0		CONFERENCE		0- 2		0- 0		12- 0					
6- 1		0- 0		0- 0		HOME		0- 1		0- 0		6- 0					
6- 1		0- 0		0- 0		AWAY		0- 1		0- 0		6- 0					
0- 0		0- 0		0- 0		NEUTRAL		0- 0		0- 0		0- 0					
RPI	S	Opponent		Score		RPI	S	Opponent		Score		RPI	S	Opponent		Score	
24	A	Colorado		0 3													
								64 A LIU Brooklyn		0 3				109 N Idaho St.		0 3	
								64 H LIU Brooklyn		1 3				114 N Miami (OH)		1 3	
								74 H West Virginia		0 3				119 A Oakland		1 3	
								83 N Butler		0 3				125 N UC Irvine		0 3	
								99 A Milwaukee		0 3				153 A Duquesne		1 3	
														161 H Youngstown St.		1 3	
														165 N North Dakota St.		2 3	
														172 H Indiana St.		1 3	
														231 N Bowling Green		2 3	
														263 A Central Conn. St.		3 2	
														263 H Central Conn. St.		3 1	
														265 A Akron		0 3	
														289 A Saint Francis (PA)		3 2	
														289 H Saint Francis (PA)		3 0	
														296 A Sacred Heart		3 1	
														296 H Sacred Heart		3 0	
														307 A Bryant		3 2	
														307 H Bryant		3 2	
														310 A NJIT		3 2	
														321 H UMass Lowell		3 1	
														325 A St. Francis Brooklyn		3 0	
														325 H St. Francis Brooklyn		3 0	
														327 A Fairleigh Dickinson		3 0	
														327 H Fairleigh Dickinson		3 0	
<hr/>																	
LAST 10 GAMES																	
						64 A LIU Brooklyn	0 3		296 A Sacred Heart	3 1		327 A Fairleigh Dickinson	3 0		327 H Fairleigh Dickinson	3 0	
						325 A St. Francis Brooklyn	3 0		327 A Fairleigh Dickinson	3 0		64 H LIU Brooklyn	1 3				
						289 H Saint Francis (PA)	3 0		325 H St. Francis Brooklyn	3 0		327 H Fairleigh Dickinson	3 0				
						307 H Bryant	3 2		153 A Duquesne	1 3							
						263 H Central Conn. St.	3 1										

Non-Div. I Games:

Robert Morris

Average RPI Win: 237		WON-LOST RECORD		WINNING PCT. RANK		LAST 10 GAMES		STRENGTH OF SCHEDULE		OPP. STRENGTH OF SCHEDULE		TEAM RPI		ADJ RPI		CONF. RPI		ADJ CONF. RPI	
DIV. I ONLY		7- 23		.23333 290		1- 9		76		172		233		.44241 226		11		10	
DIV. I NON-CONF.		5- 9		.35714 240		0- 0		71		184		168		.49576 165		11		11	
TOTALS		RPI 1-25		RPI 26-50		W-L RECORDS		RPI 51-100		RPI 101-150		RPI 150+							
7- 23		0- 3		0- 2		OVERALL		0- 6		1- 7		6- 5							
2- 6		0- 1		0- 0		HOME		0- 2		0- 2		2- 1							
1- 12		0- 1		0- 0		AWAY		0- 4		0- 3		1- 4							
4- 5		0- 1		0- 2		NEUTRAL		0- 0		1- 2		3- 0							
5- 9		0- 1		0- 2		NON-CONFERENCE		0- 2		1- 3		4- 1							
0- 0		0- 0		0- 0		HOME		0- 0		0- 0		0- 0							
1- 4		0- 0		0- 0		AWAY		0- 2		0- 1		1- 1							
4- 5		0- 1		0- 2		NEUTRAL		0- 0		1- 2		3- 0							
2- 14		0- 2		0- 0		CONFERENCE		0- 4		0- 4		2- 4							
2- 6		0- 1		0- 0		HOME		0- 2		0- 2		2- 1							
0- 8		0- 1		0- 0		AWAY		0- 2		0- 2		0- 3							
0- 0		0- 0		0- 0		NEUTRAL		0- 0		0- 0		0- 0							
RPI	S	Opponent		Score	RPI	S	Opponent		Score	RPI	S	Opponent		Score	RPI	S	Opponent		Score
12	A	Colorado St.		0 3	34	N	Loyola Marymount		1 3	61	A	UNLV		0 3	120	N	UC Santa Barbara		1 3
12	H	Colorado St.		0 3	35	N	Oregon St.		0 3	61	H	UNLV		1 3	127	N	La. -Lafayette		1 3
23	N	Long Beach St.		0 3						62	A	Wyoming		0 3	136	A	Boise St.		0 3
										62	H	Wyoming		0 3	136	H	Boise St.		0 3
										64	A	LIU Brooklyn		1 3	137	N	UC Davis		3 2
										91	A	Rice		0 3	140	A	St. John's (NY)		1 3
															141	A	San Diego St.		1 3
															141	H	San Diego St.		1 3
															155	A	Utah St.		0 3
															155	H	Utah St.		3 2
															217	N	New Hampshire		3 1
															221	A	Bakersfield		0 3
															238	N	Dartmouth		3 0
															248	A	Nevada		1 3
															248	H	Nevada		2 3
															273	A	Sacramento St.		3 2
															311	A	San Jose St.		1 3
															311	H	San Jose St.		3 0
															325	N	St. Francis Brooklyn		3 0
					LAST 10 GAMES														
					155	H	Utah St.		3 2		311	A	San Jose St.		1 3				
					136	H	Boise St.		0 3		61	H	UNLV		1 3				
					62	H	Wyoming		0 3		141	H	San Diego St.		1 3				
					12	H	Colorado St.		0 3		136	A	Boise St.		0 3				
					248	A	Nevada		1 3		155	A	Utah St.		0 3				

Non-Div. I Games:

Fresno St.

Average RPI Win: 247		WON-LOST	WINNING	LAST 10	STRENGTH OF		OPP. STRENGTH	TEAM	ADJ		CONF.	ADJ CONF.			
Average RPI Loss: 169		RECORD	PCT. RANK	GAMES	SCHEDULE		OF SCHEDULE	RPI	RPI		RPI	RPI			
DIV. I ONLY		14- 15	.48276	182	6- 4		240	222	210	.44132	227	25	25		
DIV. I NON-CONF.		6- 7	.46154	183	0- 0		225	137	217	.4631	211	24	24		
<hr/>															
TOTALS		RPI 1-25	RPI 26-50		W-L RECORDS		RPI 51-100		RPI 101-150		RPI 150+				
14- 15		0- 1	0- 0		OVERALL		0- 2		1- 4		13- 8				
5- 3		0- 0	0- 0		HOME		0- 0		0- 1		5- 2				
6- 6		0- 1	0- 0		AWAY		0- 0		1- 1		5- 4				
3- 6		0- 0	0- 0		NEUTRAL		0- 2		0- 2		3- 2				
6- 7		0- 1	0- 0		NON-CONFERENCE		0- 2		1- 2		5- 2				
0- 0		0- 0	0- 0		HOME		0- 0		0- 0		0- 0				
3- 1		0- 1	0- 0		AWAY		0- 0		1- 0		2- 0				
3- 6		0- 0	0- 0		NEUTRAL		0- 2		0- 2		3- 2				
8- 8		0- 0	0- 0		CONFERENCE		0- 0		0- 2		8- 6				
5- 3		0- 0	0- 0		HOME		0- 0		0- 1		5- 2				
3- 5		0- 0	0- 0		AWAY		0- 0		0- 1		3- 4				
0- 0		0- 0	0- 0		NEUTRAL		0- 0		0- 0		0- 0				
RPI S	Opponent	Score		RPI S	Opponent	Score		RPI S	Opponent	Score		RPI S	Opponent	Score	
10 A	Penn St.	0	3			78 N	Iowa	0	3	117 N	North Dakota	0	3		
						92 N	Northern Colo.	2	3	126 A	Ball St.	3	1		
										129 N	Saint Louis	1	3		
										134 A	Murray St.	1	3		
										134 H	Murray St.	1	3		
										169 H	Belmont	2	3		
										181 N	East Carolina	2	3		
										187 H	Eastern Ky.	3	0		
										193 N	Ill.-Chicago	1	3		
										194 N	UTEP	3	1		
										230 A	SIUE	3	1		
										230 H	SIUE	3	1		
										243 A	Southeast Mo. St.	2	3		
										243 H	Southeast Mo. St.	2	3		
										247 A	Jacksonville St.	2	3		
										256 A	Austin Peay	3	1		
										256 H	Austin Peay	3	2		
										264 A	UT Martin	3	1		
										264 H	UT Martin	3	0		
										276 A	Tennessee Tech	1	3		
										278 A	Western Ill.	3	2		
										278 N	Western Ill.	3	0		
										282 A	Tennessee St.	2	3		
										298 H	Morehead St.	3	0		
										300 N	DePaul	3	2		
										302 A	South Dakota St.	3	0		
<hr/>															
LAST 10 GAMES															
282 A	Tennessee St.	2	3	243 H	Southeast Mo. St.	2	3	282 A	Tennessee St.	2	3	298 H	Morehead St.	3	0
230 A	SIUE	3	1	134 A	Murray St.	1	3	298 H	Morehead St.	3	0	300 N	DePaul	3	2
298 H	Morehead St.	3	0	256 A	Austin Peay	3	1	300 N	DePaul	3	2	302 A	South Dakota St.	3	0
187 H	Eastern Ky.	3	0	243 A	Southeast Mo. St.	2	3	302 A	South Dakota St.	3	0				
264 H	UT Martin	3	0	264 A	UT Martin	3	1								

Non-Div. I Games:

Eastern Ill.

Average RPI Win: 266		WON-LOST	WINNING	LAST 10	STRENGTH OF		OPP. STRENGTH	TEAM	ADJ	CONF.	ADJ CONF.
Average RPI Loss: 149		RECORD	PCT. RANK	GAMES	SCHEDULE		OF SCHEDULE	RPI	RPI	RPI	RPI
DIV. I ONLY		14- 14	.5	174	281		262	228	.43966	228	22
DIV. I NON-CONF.		8- 4	.66667	88	286		309	182	.47977	192	20
TOTALS		RPI 1-25	RPI 26-50		W-L RECORDS		RPI 51-100		RPI 101-150		RPI 150+
14- 14	0- 0	0- 0		OVERALL		0- 3		0- 6		14- 5	
7- 5	0- 0	0- 0		HOME		0- 0		0- 3		7- 2	
5- 7	0- 0	0- 0		AWAY		0- 2		0- 3		5- 2	
2- 2	0- 0	0- 0		NEUTRAL		0- 1		0- 0		2- 1	
8- 4	0- 0	0- 0		NON-CONFERENCE		0- 2		0- 0		8- 2	
4- 0	0- 0	0- 0		HOME		0- 0		0- 0		4- 0	
2- 2	0- 0	0- 0		AWAY		0- 1		0- 0		2- 1	
2- 2	0- 0	0- 0		NEUTRAL		0- 1		0- 0		2- 1	
6- 10	0- 0	0- 0		CONFERENCE		0- 1		0- 6		6- 3	
3- 5	0- 0	0- 0		HOME		0- 0		0- 3		3- 2	
3- 5	0- 0	0- 0		AWAY		0- 1		0- 3		3- 1	
0- 0	0- 0	0- 0		NEUTRAL		0- 0		0- 0		0- 0	
RPI S	Opponent	Score	RPI S	Opponent	Score	RPI S	Opponent	Score	RPI S	Opponent	Score
						61 A	UNLV	0 3	109 A	Idaho St.	1 3
						68 N	Arkansas St.	0 3	109 H	Idaho St.	1 3
						92 A	Northern Colo.	0 3	117 A	North Dakota	1 3
									128 A	Northern Ariz.	0 3
									128 H	Northern Ariz.	1 3
									145 H	Idaho	2 3
									172 N	Indiana St.	1 3
									186 H	Utah Valley	3 2
									199 A	Navy	3 1
									207 A	Portland St.	0 3
									207 H	Portland St.	3 1
									224 A	Eastern Wash.	3 2
									230 A	SIUE	1 3
									239 A	Grand Canyon	3 1
									258 H	Montana	2 3
									261 H	Montana St.	0 3
									273 A	Sacramento St.	3 2
									273 H	Sacramento St.	3 2
									291 A	Weber St.	3 2
									291 H	Weber St.	3 0
									293 H	UC Riverside	3 0
									295 N	Providence	3 0
									309 H	UMES	3 0
									316 N	Citadel	3 0
									334 H	Savannah St.	3 0
			LAST 10 GAMES								
			273 A	Sacramento St.	3 2	291 H	Weber St.	3 0			
			207 A	Portland St.	0 3	117 A	North Dakota	1 3			
			128 A	Northern Ariz.	0 3	92 A	Northern Colo.	0 3			
			145 H	Idaho	2 3	186 H	Utah Valley	3 2			
			109 H	Idaho St.	1 3	291 A	Weber St.	3 2			

Non-Div. I Games:

Southern Utah

Average RPI Win:	235	WON-LOST RECORD	WINNING PCT. RANK	LAST 10 GAMES	STRENGTH OF SCHEDULE	OPP. STRENGTH OF SCHEDULE	TEAM RPI	ADJ RPI	CONF. RPI	ADJ CONF. RPI	
Average RPI Loss:	108										
DIV. I ONLY		7- 22	.24138 287	2- 8	92	115	236	.43925 229	5	5	
DIV. I NON-CONF.		5- 10	.33333 246	0- 0	212	261	255	.41617 261	5	5	
<hr/>											
TOTALS		RPI 1-25	RPI 26-50		W-L RECORDS		RPI 51-100		RPI 101-150		RPI 150+
7- 22		0- 2	1- 2		OVERALL		0- 5		0- 8		6- 5
5- 10		0- 1	1- 0		HOME		0- 3		0- 4		4- 2
0- 9		0- 1	0- 2		AWAY		0- 2		0- 3		0- 1
2- 3		0- 0	0- 0		NEUTRAL		0- 0		0- 1		2- 2
5- 10		0- 0	0- 0		NON-CONFERENCE		0- 2		0- 3		5- 5
3- 5		0- 0	0- 0		HOME		0- 2		0- 1		3- 2
0- 2		0- 0	0- 0		AWAY		0- 0		0- 1		0- 1
2- 3		0- 0	0- 0		NEUTRAL		0- 0		0- 1		2- 2
2- 12		0- 2	1- 2		CONFERENCE		0- 3		0- 5		1- 0
2- 5		0- 1	1- 0		HOME		0- 1		0- 3		1- 0
0- 7		0- 1	0- 2		AWAY		0- 2		0- 2		0- 0
0- 0		0- 0	0- 0		NEUTRAL		0- 0		0- 0		0- 0
RPI S	Opponent	Score	RPI S	Opponent	Score	RPI S	Opponent	Score	RPI S	Opponent	Score
7	A Florida	0 3	28	A Alabama	0 3	55	H Pacific	0 3	101	H Auburn	1 3
7	H Florida	0 3	38	A LSU	0 3	70	A Arkansas	0 3	103	A South Carolina	1 3
			38	H LSU	3 2	75	A Ole Miss	0 3	103	H South Carolina	0 3
						75	H Ole Miss	1 3	105	A Missouri	0 3
						84	H Memphis	2 3	105	H Missouri	2 3
									111	A Indiana	1 3
									114	N Miami (OH)	1 3
									117	H North Dakota	0 3
									184	A Sam Houston St.	1 3
									190	H South Ala.	0 3
									210	H Tennessee	3 2
									221	N Bakersfield	0 3
									230	H SIUE	1 3
									242	H Northwestern St.	3 2
									243	N Southeast Mo. St.	3 2
									250	N La.-Monroe	0 3
									286	H Nicholls St.	3 0
									299	N Tex.-Pan American	3 1
									330	H Mississippi Val.	3 0
			LAST 10 GAMES								
			38	H LSU	3 2	103	A South Carolina	1 3			
			28	A Alabama	0 3	105	H Missouri	2 3			
			75	H Ole Miss	1 3	210	H Tennessee	3 2			
			101	H Auburn	1 3	75	A Ole Miss	0 3			
			7	A Florida	0 3	38	A LSU	0 3			

Non-Div. I Games:

Mississippi St.

Average RPI Win: 236		WON-LOST	WINNING	LAST 10	STRENGTH OF	OPP. STRENGTH	TEAM	ADJ	CONF.	ADJ CONF.				
Average RPI Loss: 174		RECORD	PCT. RANK	GAMES	SCHEDULE	OF SCHEDULE	RPI	RPI	RPI	RPI				
DIV. I ONLY		14- 17	.45161	195	5- 5	217	247	219	.4382	230	25	25		
DIV. I NON-CONF.		8- 7	.53333	158	0- 0	163	221	165	.49889	160	24	24		
<hr/>														
TOTALS		RPI 1-25	RPI 26-50		W-L RECORDS	RPI 51-100		RPI 101-150		RPI 150+				
14- 17	0- 0		0- 0		OVERALL	0- 2		1- 6		13- 9				
8- 4	0- 0		0- 0		HOME	0- 1		0- 1		8- 2				
3- 8	0- 0		0- 0		AWAY	0- 0		0- 2		3- 6				
3- 5	0- 0		0- 0		NEUTRAL	0- 1		1- 3		2- 1				
<hr/>														
8- 7	0- 0		0- 0		NON-CONFERENCE	0- 2		1- 4		7- 1				
3- 1	0- 0		0- 0		HOME	0- 1		0- 0		3- 0				
2- 1	0- 0		0- 0		AWAY	0- 0		0- 1		2- 0				
3- 5	0- 0		0- 0		NEUTRAL	0- 1		1- 3		2- 1				
<hr/>														
6- 10	0- 0		0- 0		CONFERENCE	0- 0		0- 2		6- 8				
5- 3	0- 0		0- 0		HOME	0- 0		0- 1		5- 2				
1- 7	0- 0		0- 0		AWAY	0- 0		0- 1		1- 6				
0- 0	0- 0		0- 0		NEUTRAL	0- 0		0- 0		0- 0				
<hr/>														
RPI S	Opponent	Score	RPI S	Opponent	Score	RPI S	Opponent	Score	RPI S	Opponent	Score			
						55 N	Pacific	0 3	102 N	California	0 3			
						68 H	Arkansas St.	0 3	113 A	Northern Ky.	2 3			
									117 N	North Dakota	0 3			
									122 N	Eastern Mich.	1 3			
									134 A	Murray St.	0 3			
									134 H	Murray St.	1 3			
									146 N	Samford	3 1			
									164 N	Winthrop	3 1			
									169 A	Belmont	0 3			
									172 H	Indiana St.	3 1			
									182 N	Rutgers	2 3			
									187 H	Eastern Ky.	3 2			
									211 A	Air Force	3 2			
									227 A	Eastern Ill.	1 3			
									227 H	Eastern Ill.	1 3			
									228 H	Southern Utah	3 1			
									229 A	Mississippi St.	3 1			
									243 A	Southeast Mo. St.	0 3			
									243 H	Southeast Mo. St.	3 2			
									247 A	Jacksonville St.	2 3			
									256 A	Austin Peay	3 1			
						LAST 10 GAMES						256 H	Austin Peay	3 2
						169 A	Belmont	0 3	264 H	UT Martin	3 2	264 A	UT Martin	0 3
						227 H	Eastern Ill.	1 3	256 A	Austin Peay	3 1	264 H	UT Martin	3 2
187 H	Eastern Ky.	3 2	134 A	Murray St.	0 3	276 A	Tennessee Tech	2 3						
298 H	Morehead St.	3 0	264 A	UT Martin	0 3	282 H	Tennessee St.	1 3						
243 H	Southeast Mo. St.	3 2	243 A	Southeast Mo. St.	0 3	298 H	Morehead St.	3 0						

Non-Div. I Games:

SIUE

RPI	S	Opponent	Score	
319	H	Ark.-Pine Bluff	3	0
330	N	Mississippi Val.	3	0

SIUE

S
I
U
E

S
I
U
E

Average RPI Win:	230	WON-LOST RECORD	WINNING PCT. RANK	LAST 10 GAMES	STRENGTH OF SCHEDULE	OPP. STRENGTH OF SCHEDULE	TEAM RPI	ADJ RPI	CONF. RPI	ADJ CONF. RPI	
DIV. I ONLY		7- 21	.25 282	3- 7	93	183	245	.43669	231	16	16
DIV. I NON-CONF.		3- 9	.25 275	0- 0	97	149	236	.45398	224	16	16
<hr/>											
TOTALS	RPI 1-25	RPI 26-50		W-L RECORDS	RPI 51-100		RPI 101-150		RPI 150+		
7- 21	0- 0	0- 3		OVERALL	0- 4		0- 7		7- 7		
4- 7	0- 0	0- 1		HOME	0- 2		0- 2		4- 2		
1- 10	0- 0	0- 2		AWAY	0- 1		0- 3		1- 4		
2- 4	0- 0	0- 0		NEUTRAL	0- 1		0- 2		2- 1		
<hr/>											
3- 9	0- 0	0- 1		NON-CONFERENCE	0- 3		0- 3		3- 2		
0- 3	0- 0	0- 0		HOME	0- 2		0- 0		0- 1		
1- 2	0- 0	0- 1		AWAY	0- 0		0- 1		1- 0		
2- 4	0- 0	0- 0		NEUTRAL	0- 1		0- 2		2- 1		
<hr/>											
4- 12	0- 0	0- 2		CONFERENCE	0- 1		0- 4		4- 5		
4- 4	0- 0	0- 1		HOME	0- 0		0- 2		4- 1		
0- 8	0- 0	0- 1		AWAY	0- 1		0- 2		0- 4		
0- 0	0- 0	0- 0		NEUTRAL	0- 0		0- 0		0- 0		
<hr/>											
RPI S	Opponent	Score	RPI S	Opponent	Score	RPI S	Opponent	Score	RPI S	Opponent	Score
			31 A	Creighton	0 3	54 H	Pittsburgh	0 3	114 A	Miami (OH)	1 3
			39 A	Ohio	0 3	67 N	Wichita St.	2 3	114 H	Miami (OH)	1 3
			39 H	Ohio	0 3	77 H	Dayton	1 3	119 A	Oakland	0 3
						100 A	Northern Ill.	1 3	122 A	Eastern Mich.	0 3
									125 N	UC Irvine	0 3
									126 H	Ball St.	0 3
									142 N	Pepperdine	0 3
									160 H	Western Mich.	2 3
									166 A	Kent St.	1 3
									166 H	Kent St.	3 0
									176 A	Buffalo	0 3
									176 H	Buffalo	3 2
									208 N	IPFW	0 3
									209 H	Middle Tenn.	2 3
									221 N	Bakersfield	3 2
									225 N	Robert Morris	3 2
									246 A	Central Mich.	1 3
									265 A	Akron	0 3
									265 H	Akron	3 0
									277 H	Toledo	3 1
									281 A	Wright St.	3 2
<hr/>											
LAST 10 GAMES											
			166 A	Kent St.	1 3	265 H	Akron	3 0			
			39 A	Ohio	0 3	126 H	Ball St.	0 3			
			100 A	Northern Ill.	1 3	277 H	Toledo	3 1			
			114 A	Miami (OH)	1 3	122 A	Eastern Mich.	0 3			
			176 H	Buffalo	3 2	246 A	Central Mich.	1 3			

Non-Div. I Games:

Bowling Green

UAB		Through Games Of Nov. 16, 2014											
Average RPI Win:	230	WON-LOST RECORD	WINNING PCT. RANK	LAST 10 GAMES	STRENGTH OF SCHEDULE	OPP. STRENGTH OF SCHEDULE	TEAM RPI	ADJ RPI	CONF. RPI	ADJ CONF. RPI			
Average RPI Loss:	123												
DIV. I ONLY		8- 24	.25	282	3- 7	101	142	241	.43628	232	15	15	
DIV. I NON-CONF.		4- 12	.25	275	1- 0	93	127	224	.45473	223	12	13	
<hr/>													
TOTALS		RPI 1-25	RPI 26-50		W-L RECORDS		RPI 51-100		RPI 101-150		RPI 150+		
8- 24	0- 0	0- 5		OVERALL		0- 5		1- 6		7- 8			
5- 7	0- 0	0- 2		HOME		0- 1		0- 2		5- 2			
2- 12	0- 0	0- 2		AWAY		0- 3		1- 3		1- 4			
1- 5	0- 0	0- 1		NEUTRAL		0- 1		0- 1		1- 2			
<hr/>													
4- 12	0- 0	0- 4		NON-CONFERENCE		0- 2		0- 3		4- 3			
2- 2	0- 0	0- 1		HOME		0- 0		0- 0		2- 1			
1- 5	0- 0	0- 2		AWAY		0- 1		0- 2		1- 0			
1- 5	0- 0	0- 1		NEUTRAL		0- 1		0- 1		1- 2			
<hr/>													
4- 12	0- 0	0- 1		CONFERENCE		0- 3		1- 3		3- 5			
3- 5	0- 0	0- 1		HOME		0- 1		0- 2		3- 1			
1- 7	0- 0	0- 0		AWAY		0- 2		1- 1		0- 4			
0- 0	0- 0	0- 0		NEUTRAL		0- 0		0- 0		0- 0			
<hr/>													
RPI S	Opponent	Score	RPI S	Opponent	Score	RPI S	Opponent	Score	RPI S	Opponent	Score		
28 A	Alabama	0 3	66 A	UTSA	0 3	108 H	North Texas	0 3					
33 N	Ohio St.	0 3	66 H	UTSA	0 3	109 N	Idaho St.	0 3					
36 A	Arizona St.	0 3	75 A	Ole Miss	0 3	114 A	Miami (OH)	0 3					
42 H	Western Ky.	1 3	78 N	Iowa	0 3	130 A	Fla. Atlantic	0 3					
49 H	Michigan St.	0 3	91 A	Rice	0 3	146 A	Samford	2 3					
						149 A	Marshall	3 1					
						149 H	Marshall	1 3					
						156 N	IUPUI	1 3					
						170 A	Southern Miss.	1 3					
						170 H	Southern Miss.	3 2					
						178 A	Charlotte	0 3					
						194 H	UTEP	2 3					
						209 A	Middle Tenn.	0 3					
						209 H	Middle Tenn.	3 0					
						216 H	Georgia St.	3 1					
						240 H	Chattanooga	2 3					
						247 N	Jacksonville St.	1 3					
						249 A	FIU	1 3					
						255 H	Southeastern La.	3 2					
						270 H	Louisiana Tech	3 0					
						280 N	Mercer	3 1					
						287 A	Alabama St.	3 1					
<hr/>													
			LAST 10 GAMES										
149 H	Marshall	1 3	108 H	North Texas	0 3								
170 H	Southern Miss.	3 2	42 H	Western Ky.	1 3								
287 A	Alabama St.	3 1	91 A	Rice	0 3								
209 A	Middle Tenn.	0 3	170 A	Southern Miss.	1 3								
66 A	UTSA	0 3	149 A	Marshall	3 1								

Non-Div. I Games:

UAB

Green Bay

Green Bay

Average RPI Win: 220		WON-LOST RECORD		WINNING PCT. RANK		LAST 10 GAMES		STRENGTH OF SCHEDULE		OPP. STRENGTH OF SCHEDULE		TEAM RPI		ADJ RPI		CONF. RPI		ADJ CONF. RPI	
DIV. I ONLY		6- 20		.23077 292		1- 9		156		74		252		.43504 234		6		6	
DIV. I NON-CONF.		5- 6		.45455 197		0- 0		297		147		249		.43775 246		6		6	
TOTALS		RPI 1-25		RPI 26-50		W-L RECORDS		RPI 51-100		RPI 101-150		RPI 150+							
6- 20		0- 1		0- 5		OVERALL		1- 3		1- 9		4- 2							
1- 6		0- 0		0- 2		HOME		0- 2		1- 2		0- 0							
1- 11		0- 1		0- 3		AWAY		1- 1		0- 5		0- 1							
4- 3		0- 0		0- 0		NEUTRAL		0- 0		0- 2		4- 1							
5- 6		0- 0		0- 0		NON-CONFERENCE		1- 0		0- 4		4- 2							
0- 0		0- 0		0- 0		HOME		0- 0		0- 0		0- 0							
1- 3		0- 0		0- 0		AWAY		1- 0		0- 2		0- 1							
4- 3		0- 0		0- 0		NEUTRAL		0- 0		0- 2		4- 1							
1- 14		0- 1		0- 5		CONFERENCE		0- 3		1- 5		0- 0							
1- 6		0- 0		0- 2		HOME		0- 2		1- 2		0- 0							
0- 8		0- 1		0- 3		AWAY		0- 1		0- 3		0- 0							
0- 0		0- 0		0- 0		NEUTRAL		0- 0		0- 0		0- 0							
RPI	S	Opponent		Score	RPI	S	Opponent		Score	RPI	S	Opponent		Score					
21	A	BYU		0 3	34	A	Loyola Marymount		0 3	55	A	Pacific		0 3					
					34	H	Loyola Marymount		1 3	55	H	Pacific		0 3					
					43	A	San Diego		0 3	58	A	Baylor		3 0					
					45	A	Santa Clara		1 3	81	H	Gonzaga		1 3					
					45	H	Santa Clara		0 3										
												105 N Missouri		1 3					
												109 N Idaho St.		0 3					
												137 A UC Davis		0 3					
												138 A San Francisco		2 3					
												138 H San Francisco		3 2					
												142 A Pepperdine		0 3					
												142 H Pepperdine		1 3					
												145 A Idaho		1 3					
												150 A St. Mary's (CA)		2 3					
												150 H St. Mary's (CA)		2 3					
												167 N A&M-Corpus Christi		1 3					
												186 A Utah Valley		2 3					
												224 N Eastern Wash.		3 1					
												293 N UC Riverside		3 2					
												297 N Abilene Christian		3 0					
												311 N San Jose St.		3 1					
LAST 10 GAMES																			
					150	A	St. Mary's (CA)		2 3	142	A	Pepperdine		0 3					
					55	A	Pacific		0 3	81	H	Gonzaga		1 3					
					45	H	Santa Clara		0 3	55	H	Pacific		0 3					
					138	H	San Francisco		3 2	150	H	St. Mary's (CA)		2 3					
					34	A	Loyola Marymount		0 3	138	A	San Francisco		2 3					

Non-Div. I Games:

Portland

Average RPI Win:	277	WON-LOST	WINNING	LAST 10	STRENGTH OF	OPP. STRENGTH	TEAM	ADJ	CONF.	ADJ CONF.	
Average RPI Loss:	175	RECORD	PCT. RANK	GAMES	SCHEDULE	OF SCHEDULE	RPI	RPI	RPI	RPI	
DIV. I ONLY	17- 13	.56667	136	6- 4	301	275	225	.43485	235	29	29
DIV. I NON-CONF.	10- 8	.55556	142	1- 1	283	224	215	.4616	217	28	28
<hr/>											
TOTALS	RPI 1-25	RPI 26-50		W-L RECORDS		RPI 51-100		RPI 101-150		RPI 150+	
17- 13	0- 0	0- 1		OVERALL		0- 3		0- 1		17- 8	
10- 2	0- 0	0- 0		HOME		0- 1		0- 0		10- 1	
5- 7	0- 0	0- 0		AWAY		0- 1		0- 1		5- 5	
2- 4	0- 0	0- 1		NEUTRAL		0- 1		0- 0		2- 2	
<hr/>											
10- 8	0- 0	0- 1		NON-CONFERENCE		0- 3		0- 1		10- 3	
5- 1	0- 0	0- 0		HOME		0- 1		0- 0		5- 0	
3- 3	0- 0	0- 0		AWAY		0- 1		0- 1		3- 1	
2- 4	0- 0	0- 1		NEUTRAL		0- 1		0- 0		2- 2	
<hr/>											
7- 5	0- 0	0- 0		CONFERENCE		0- 0		0- 0		7- 5	
5- 1	0- 0	0- 0		HOME		0- 0		0- 0		5- 1	
2- 4	0- 0	0- 0		AWAY		0- 0		0- 0		2- 4	
0- 0	0- 0	0- 0		NEUTRAL		0- 0		0- 0		0- 0	
<hr/>											
RPI S	Opponent	Score	RPI S	Opponent	Score	RPI S	Opponent	Score	RPI S	Opponent	Score
			46 N	SMU	0 3	57 H	Seton Hall	0 3	104 A	Hofstra	0 3
						70 A	Arkansas	0 3	160 H	Western Mich.	3 2
						89 N	South Dakota	1 3	177 N	Hampton	0 3
									203 N	Fairfield	1 3
									212 H	Manhattan	3 1
									215 A	Columbia	0 3
									217 A	New Hampshire	0 3
									217 H	New Hampshire	1 3
									245 H	Kennesaw St.	3 0
									262 A	Hartford	3 1
									262 H	Hartford	3 0
									269 A	UMBC	3 0
									269 H	UMBC	3 1
									272 A	Albany (NY)	1 3
									272 H	Albany (NY)	3 1
									290 A	Binghamton	1 3
									290 H	Binghamton	3 1
									294 N	Bradley	3 2
									296 A	Sacred Heart	3 0
									300 A	DePaul	3 1
									301 H	Fordham	3 0
									304 N	Bucknell	3 0
									321 A	UMass Lowell	2 3
									321 H	UMass Lowell	3 0
									322 A	Delaware St.	3 0
									325 H	St. Francis Brooklyn	3 0
<hr/>											
LAST 10 GAMES											
			321 A	UMass Lowell	2 3	322 A	Delaware St.	3 0	321 A	UMass Lowell	2 3
			217 A	New Hampshire	0 3	262 H	Hartford	3 0	321 H	UMass Lowell	3 0
			272 H	Albany (NY)	3 1	57 H	Seton Hall	0 3	322 A	Delaware St.	3 0
			290 H	Binghamton	3 1	321 H	UMass Lowell	3 0	325 H	St. Francis Brooklyn	3 0
			269 A	UMBC	3 0	217 H	New Hampshire	1 3			

Non-Div. I Games:

Stony Brook

Average RPI Win: 255		WON-LOST RECORD		WINNING PCT. RANK		LAST 10 GAMES		STRENGTH OF SCHEDULE		OPP. STRENGTH OF SCHEDULE		TEAM RPI		ADJ RPI		CONF. RPI		ADJ CONF. RPI	
Average RPI Loss: 129																			
DIV. I ONLY		9- 21		.3 268		0- 10		146		184		243		.43458 236		10		11	
DIV. I NON-CONF.		8- 4		.66667 88		0- 0		238		271		148		.50763 144		13		12	
TOTALS		RPI 1-25		RPI 26-50		W-L RECORDS		RPI 51-100		RPI 101-150		RPI 150+							
9- 21		0- 0		0- 2		OVERALL		0- 5		0- 7		9- 7							
5- 9		0- 0		0- 1		HOME		0- 2		0- 3		5- 3							
1- 10		0- 0		0- 1		AWAY		0- 3		0- 4		1- 2							
3- 2		0- 0		0- 0		NEUTRAL		0- 0		0- 0		3- 2							
8- 4		0- 0		0- 0		NON-CONFERENCE		0- 1		0- 1		8- 2							
4- 0		0- 0		0- 0		HOME		0- 0		0- 0		4- 0							
1- 2		0- 0		0- 0		AWAY		0- 1		0- 1		1- 0							
3- 2		0- 0		0- 0		NEUTRAL		0- 0		0- 0		3- 2							
1- 17		0- 0		0- 2		CONFERENCE		0- 4		0- 6		1- 5							
1- 9		0- 0		0- 1		HOME		0- 2		0- 3		1- 3							
0- 8		0- 0		0- 1		AWAY		0- 2		0- 3		0- 2							
0- 0		0- 0		0- 0		NEUTRAL		0- 0		0- 0		0- 0							
RPI S	Opponent	Score		RPI S	Opponent	Score		RPI S	Opponent	Score		RPI S	Opponent	Score					
				41 A	UALR	0	3	68 A	Arkansas St.	0	3	101 A	Auburn	0	3				
				41 H	UALR	1	3	68 H	Arkansas St.	2	3	110 A	Appalachian St.	0	3				
								79 A	Texas-Arlington	2	3	110 H	Appalachian St.	2	3				
								79 H	Texas-Arlington	1	3	118 A	Texas St.	0	3				
								94 A	Clemson	1	3	118 H	Texas St.	2	3				
												127 A	La.-Lafayette	2	3				
												127 H	La.-Lafayette	0	3				
												159 N	South Fla.	1	3				
												164 N	Winthrop	1	3				
												170 H	Southern Miss.	3	0				
												190 H	South Ala.	0	3				
												204 A	Ga. Southern	0	3				
												204 H	Ga. Southern	3	1				
												216 H	Georgia St.	0	3				
												247 H	Jacksonville St.	3	1				
												250 A	La.-Monroe	2	3				
												250 H	La.-Monroe	2	3				
												254 N	USC Upstate	3	2				
												256 N	Austin Peay	3	0				
												279 N	UNC Asheville	3	0				
												280 H	Mercer	3	2				
												287 A	Alabama St.	3	0				
												317 H	Alabama A&M	3	0				
LAST 10 GAMES																			
				118 A	Texas St.	0	3	216 H	Georgia St.	0	3								
				127 H	La.-Lafayette	0	3	79 H	Texas-Arlington	1	3								
				250 H	La.-Monroe	2	3	41 H	UALR	1	3								
				41 A	UALR	0	3	127 A	La.-Lafayette	2	3								
				68 A	Arkansas St.	0	3	250 A	La.-Monroe	2	3								

Non-Div. I Games:

Troy

Average RPI Win:		250	WON-LOST RECORD		WINNING PCT. RANK		LAST 10 GAMES		STRENGTH OF SCHEDULE		OPP. STRENGTH OF SCHEDULE		TEAM RPI		ADJ RPI		CONF. RPI		ADJ CONF. RPI								
Average RPI Loss:		139																									
DIV. I ONLY			11- 18		.37931 227		4- 6		225		186		239		.43401 237		21		20								
DIV. I NON-CONF.			5- 8		.38462 230		0- 0		191		152		228		.44948 227		19		19								
<hr/>																											
TOTALS		RPI 1-25		RPI 26-50		W-L RECORDS		RPI 51-100		RPI 101-150		RPI 150+															
11- 18		0- 1		0- 0		OVERALL		0- 6		0- 2		11- 9															
5- 6		0- 0		0- 0		HOME		0- 3		0- 0		5- 3															
2- 9		0- 1		0- 0		AWAY		0- 2		0- 1		2- 5															
4- 3		0- 0		0- 0		NEUTRAL		0- 1		0- 1		4- 1															
5- 8		0- 1		0- 0		NON-CONFERENCE		0- 2		0- 2		5- 3															
1- 2		0- 0		0- 0		HOME		0- 1		0- 0		1- 1															
0- 3		0- 1		0- 0		AWAY		0- 0		0- 1		0- 1															
4- 3		0- 0		0- 0		NEUTRAL		0- 1		0- 1		4- 1															
6- 10		0- 0		0- 0		CONFERENCE		0- 4		0- 0		6- 6															
4- 4		0- 0		0- 0		HOME		0- 2		0- 0		4- 2															
2- 6		0- 0		0- 0		AWAY		0- 2		0- 0		2- 4															
0- 0		0- 0		0- 0		NEUTRAL		0- 0		0- 0		0- 0															
RPI	S	Opponent		Score		RPI	S	Opponent		Score		RPI	S	Opponent		Score											
15	A	Iowa St.		0 3								88	H	UMKC		2 3		129	A	Saint Louis		0 3					
												89	A	South Dakota		0 3		136	N	Boise St.		0 3					
												89	H	South Dakota		1 3		156	A	IUPUI		0 3					
												90	A	Denver		0 3		156	H	IUPUI		2 3					
												90	H	Denver		0 3		165	A	North Dakota St.		1 3					
												100	N	Northern Ill.		0 3		165	H	North Dakota St.		3 1					
																		167	A	A&M-Corpus Christi		0 3					
																		173	A	Oral Roberts		1 3					
																		173	H	Oral Roberts		3 0					
																		198	H	Drake		2 3					
																		208	A	IPFW		2 3					
																		208	H	IPFW		2 3					
																		210	N	Tennessee		3 0					
																		211	N	Air Force		3 2					
																		246	H	Central Mich.		3 1					
																		253	N	Incarnate Word		1 3					
																		278	A	Western Ill.		3 1					
																		278	H	Western Ill.		3 0					
																		288	N	Canisius		3 2					
																		299	N	Tex.-Pan American		3 1					
																		302	A	South Dakota St.		3 1					
																		302	H	South Dakota St.		3 0					
<hr/>																											
						LAST 10 GAMES																					
						278 H Western Ill.						3 0		90 H Denver						0 3							
						208 A IPFW						2 3		89 A South Dakota						0 3							
						156 A IUPUI						0 3		165 A North Dakota St.						1 3							
						173 A Oral Roberts						1 3		302 A South Dakota St.						3 1							
						302 H South Dakota St.						3 0		173 H Oral Roberts						3 0							

Non-Div. I Games:

Omaha

Average RPI Win: 240		WON-LOST	WINNING	LAST 10	STRENGTH OF		OPP. STRENGTH	TEAM	ADJ	CONF.	ADJ CONF.
Average RPI Loss: 162		RECORD	PCT. RANK	GAMES	SCHEDULE		OF SCHEDULE	RPI	RPI	RPI	RPI
DIV. I ONLY		13- 12	.52	163	2- 8		300	223	230	.43388	238
DIV. I NON-CONF.		9- 2	.81818	36	0- 0		323	290	186	.48031	190
TOTALS		RPI 1-25	RPI 26-50		W-L RECORDS		RPI 51-100		RPI 101-150		RPI 150+
13- 12	0- 0	0- 0		OVERALL		1- 4		2- 1		10- 7	
4- 4	0- 0	0- 0		HOME		1- 1		1- 0		2- 3	
3- 7	0- 0	0- 0		AWAY		0- 3		1- 1		2- 3	
6- 1	0- 0	0- 0		NEUTRAL		0- 0		0- 0		6- 1	
9- 2	0- 0	0- 0		NON-CONFERENCE		0- 1		1- 0		8- 1	
1- 0	0- 0	0- 0		HOME		0- 0		0- 0		1- 0	
2- 1	0- 0	0- 0		AWAY		0- 1		1- 0		1- 0	
6- 1	0- 0	0- 0		NEUTRAL		0- 0		0- 0		6- 1	
4- 10	0- 0	0- 0		CONFERENCE		1- 3		1- 1		2- 6	
3- 4	0- 0	0- 0		HOME		1- 1		1- 0		1- 3	
1- 6	0- 0	0- 0		AWAY		0- 2		0- 1		1- 3	
0- 0	0- 0	0- 0		NEUTRAL		0- 0		0- 0		0- 0	
RPI S	Opponent	Score	RPI S	Opponent	Score	RPI S	Opponent	Score	RPI S	Opponent	Score
						57 A	Seton Hall	0 3	140 A	St. John's (NY)	3 2
						69 A	Harvard	0 3	148 A	Princeton	0 3
						69 H	Harvard	3 1	148 H	Princeton	3 2
						80 A	Yale	0 3	195 A	Penn	0 3
						80 H	Yale	0 3	195 H	Penn	1 3
									197 A	Brown	1 3
									197 H	Brown	3 2
									209 N	Middle Tenn.	3 2
									215 A	Columbia	1 3
									215 H	Columbia	0 3
									217 N	New Hampshire	3 2
									226 N	Fresno St.	0 3
									268 A	Cornell	3 0
									268 H	Cornell	1 3
									289 N	Saint Francis (PA)	3 1
									301 N	Fordham	3 0
									307 H	Bryant	3 0
									324 A	Loyola Maryland	3 0
									325 N	St. Francis Brooklyn	3 2
									329 N	Quinnipiac	3 0
LAST 10 GAMES											
						215 H	Columbia	0 3	80 A	Yale	0 3
						268 H	Cornell	1 3	69 A	Harvard	0 3
						148 A	Princeton	0 3	195 H	Penn	1 3
						195 A	Penn	0 3	148 H	Princeton	3 2
						197 A	Brown	1 3	268 A	Cornell	3 0

Non-Div. I Games:

Dartmouth

Average RPI Win: 272		WON-LOST RECORD		WINNING PCT. RANK		LAST 10 GAMES		STRENGTH OF SCHEDULE		OPP. STRENGTH OF SCHEDULE		TEAM RPI		ADJ RPI		CONF. RPI		ADJ CONF. RPI	
DIV. I ONLY		17- 11		.60714 113		5- 5		315		268		234		.43242 239		24		24	
DIV. I NON-CONF.		11- 3		.78571 47		1- 0		329		294		218		.46235 213		23		23	
TOTALS		RPI 1-25		RPI 26-50		W-L RECORDS		RPI 51-100		RPI 101-150		RPI 150+							
17- 11		0- 0		0- 0		OVERALL		1- 2		1- 2		15- 7							
5- 4		0- 0		0- 0		HOME		0- 1		1- 0		4- 3							
3- 7		0- 0		0- 0		AWAY		1- 1		0- 2		2- 4							
9- 0		0- 0		0- 0		NEUTRAL		0- 0		0- 0		9- 0							
11- 3		0- 0		0- 0		NON-CONFERENCE		0- 1		0- 1		11- 1							
1- 1		0- 0		0- 0		HOME		0- 0		0- 0		1- 1							
1- 2		0- 0		0- 0		AWAY		0- 1		0- 1		1- 0							
9- 0		0- 0		0- 0		NEUTRAL		0- 0		0- 0		9- 0							
6- 8		0- 0		0- 0		CONFERENCE		1- 1		1- 1		4- 6							
4- 3		0- 0		0- 0		HOME		0- 1		1- 0		3- 2							
2- 5		0- 0		0- 0		AWAY		1- 0		0- 1		1- 4							
0- 0		0- 0		0- 0		NEUTRAL		0- 0		0- 0		0- 0							
RPI	S	Opponent		Score	RPI	S	Opponent		Score	RPI	S	Opponent		Score					
							81	A	Gonzaga	1	3	123	A	New Mexico St.	0	3			
							88	A	UMKC	3	2	123	H	New Mexico St.	3	2			
							88	H	UMKC	2	3	128	A	Northern Ariz.	0	3			
												163	A	Seattle	1	3			
												163	H	Seattle	2	3			
												186	A	Utah Valley	1	3			
												186	H	Utah Valley	0	3			
												221	A	Bakersfield	0	3			
												221	H	Bakersfield	3	2			
												228	H	Southern Utah	1	3			
												261	N	Montana St.	3	2			
												266	A	Texas Southern	3	0			
												272	N	Albany (NY)	3	2			
												288	N	Canisius	3	2			
												291	H	Weber St.	3	2			
												293	N	UC Riverside	3	1			
												299	A	Tex.-Pan American	2	3			
												299	H	Tex.-Pan American	3	1			
												302	N	South Dakota St.	3	0			
												311	N	San Jose St.	3	0			
												314	N	Prairie View	3	0			
												320	N	New Orleans	3	0			
												321	N	UMass Lowell	3	0			
												323	A	Chicago St.	3	2			
												323	H	Chicago St.	3	0			
LAST 10 GAMES																			
							186	H	Utah Valley	0	3	123	H	New Mexico St.	3	2			
							163	H	Seattle	2	3	299	H	Tex.-Pan American	3	1			
							221	H	Bakersfield	3	2	163	A	Seattle	1	3			
							291	H	Weber St.	3	2	186	A	Utah Valley	1	3			
							88	A	UMKC	3	2	221	A	Bakersfield	0	3			

Non-Div. I Games:

Grand Canyon

Average RPI Win:	270	WON-LOST RECORD	WINNING PCT. RANK	LAST 10 GAMES	STRENGTH OF SCHEDULE	OPP. STRENGTH OF SCHEDULE	TEAM RPI	ADJ RPI	CONF. RPI	ADJ CONF. RPI							
Average RPI Loss:	154																
DIV. I ONLY		13- 18	.41935 215	2- 8	226	264	232	.43122 240	23	23							
DIV. I NON-CONF.		7- 8	.46667 180	0- 0	244	265	233	.44601 238	25	26							
<hr/>																	
TOTALS	RPI 1-25	RPI 26-50		W-L RECORDS	RPI 51-100		RPI 101-150		RPI 150+								
13- 18	0- 0	0- 0		OVERALL	0- 4		0- 5		13- 9								
7- 8	0- 0	0- 0		HOME	0- 1		0- 2		7- 5								
6- 6	0- 0	0- 0		AWAY	0- 1		0- 2		6- 3								
0- 4	0- 0	0- 0		NEUTRAL	0- 2		0- 1		0- 1								
<hr/>																	
7- 8	0- 0	0- 0		NON-CONFERENCE	0- 2		0- 3		7- 3								
4- 3	0- 0	0- 0		HOME	0- 0		0- 1		4- 2								
3- 1	0- 0	0- 0		AWAY	0- 0		0- 1		3- 0								
0- 4	0- 0	0- 0		NEUTRAL	0- 2		0- 1		0- 1								
<hr/>																	
6- 10	0- 0	0- 0		CONFERENCE	0- 2		0- 2		6- 6								
3- 5	0- 0	0- 0		HOME	0- 1		0- 1		3- 3								
3- 5	0- 0	0- 0		AWAY	0- 1		0- 1		3- 3								
0- 0	0- 0	0- 0		NEUTRAL	0- 0		0- 0		0- 0								
<hr/>																	
RPI S	Opponent	Score	RPI S	Opponent	Score	RPI S	Opponent	Score	RPI S	Opponent	Score						
						53 N	Tulsa	1	3	112 A	Georgia	0	3				
						73 A	Furman	0	3	128 N	Northern Ariz.	0	3				
						73 H	Furman	0	3	134 H	Murray St.	2	3				
						96 N	Col. of Charleston	2	3	146 A	Samford	0	3				
						146 H	Samford	1	3								
						154 A	UNC Greensboro	1	3								
						154 H	UNC Greensboro	0	3								
						169 N	Belmont	0	3								
						174 A	East Tenn. St.	2	3								
						174 H	East Tenn. St.	1	3								
						183 H	Stetson	3	0								
						200 A	Houston Baptist	3	2								
						202 A	Western Caro.	1	3								
						202 H	Western Caro.	3	0								
						232 A	UAB	3	2								
						245 H	Kennesaw St.	0	3								
						256 A	Austin Peay	3	1								
						264 H	UT Martin	0	3								
						280 A	Mercer	3	1								
						280 H	Mercer	2	3								
						281 H	Wright St.	3	2								
						292 A	Wofford	3	1								
						292 H	Wofford	3	0								
						316 A	Citadel	3	0								
						316 H	Citadel	3	0								
						330 H	Mississippi Val.	3	0								
						331 H	South Carolina St.	3	0								
												LAST 10 GAMES					

Non-Div. I Games:

Chattanooga

Average RPI Win:	256	WON-LOST	WINNING	LAST 10	STRENGTH OF	OPP. STRENGTH	TEAM	ADJ	CONF.	ADJ CONF.	
Average RPI Loss:	151	RECORD	PCT. RANK	GAMES	SCHEDULE	OF SCHEDULE	RPI	RPI	RPI	RPI	
DIV. I ONLY	12- 20	.375	229	3- 7	202	253	242	.43064	241	20	21
DIV. I NON-CONF.	7- 11	.38889	229	0- 0	259	264	254	.41873	258	22	22
TOTALS	RPI 1-25	RPI 26-50	W-L RECORDS	RPI 51-100	RPI 101-150	RPI 150+					
12- 20	0- 0	0- 0	OVERALL	0- 5	1- 6	11- 9					
5- 6	0- 0	0- 0	HOME	0- 2	0- 2	5- 2					
3- 9	0- 0	0- 0	AWAY	0- 2	0- 3	3- 4					
4- 5	0- 0	0- 0	NEUTRAL	0- 1	1- 1	3- 3					
7- 11	0- 0	0- 0	NON-CONFERENCE	0- 2	1- 4	6- 5					
3- 1	0- 0	0- 0	HOME	0- 0	0- 1	3- 0					
0- 5	0- 0	0- 0	AWAY	0- 1	0- 2	0- 2					
4- 5	0- 0	0- 0	NEUTRAL	0- 1	1- 1	3- 3					
5- 9	0- 0	0- 0	CONFERENCE	0- 3	0- 2	5- 4					
2- 5	0- 0	0- 0	HOME	0- 2	0- 1	2- 2					
3- 4	0- 0	0- 0	AWAY	0- 1	0- 1	3- 2					
0- 0	0- 0	0- 0	NEUTRAL	0- 0	0- 0	0- 0					
RPI S	Opponent	Score	RPI S	Opponent	Score	RPI S	Opponent	Score	RPI S	Opponent	Score
						73 A	Furman	2 3	103 A	South Carolina	0 3
						74 N	West Virginia	0 3	110 H	Appalachian St.	1 3
						85 H	Coastal Caro.	1 3	116 A	Texas Tech	0 3
						98 A	Radford	1 3	118 N	Texas St.	3 1
						98 H	Radford	0 3	121 N	Georgia Tech	0 3
									144 A	Liberty	0 3
									144 H	Liberty	0 3
									162 N	Jacksonville	1 3
									164 A	Winthrop	1 3
									164 H	Winthrop	0 3
									178 H	Charlotte	3 2
									188 A	High Point	1 3
									192 A	Presbyterian	3 1
									192 H	Presbyterian	0 3
									202 A	Western Caro.	0 3
									214 A	Campbell	3 2
									253 N	Incarnate Word	0 3
									254 N	USC Upstate	3 0
									259 A	Niagara	2 3
									276 N	Tennessee Tech	2 3
									279 A	UNC Asheville	3 2
									279 H	UNC Asheville	3 2
									292 N	Wofford	3 1
									295 N	Providence	3 0
									303 H	Charleston So.	3 0
									328 H	N.C. A&T	3 0
									334 H	Savannah St.	3 0
			LAST 10 GAMES								
			144 A	Liberty	0 3	214 A	Campbell	3 2			
			98 A	Radford	1 3	303 H	Charleston So.	3 0			
			192 H	Presbyterian	0 3	85 H	Coastal Caro.	1 3			
			164 H	Winthrop	0 3	279 A	UNC Asheville	3 2			
			188 A	High Point	1 3	164 A	Winthrop	1 3			

Non-Div. I Games:

Gardner-Webb

[illegible]

Non-Div. I Games:

Northwestern St.

Average RPI Win:	257	WON-LOST RECORD	WINNING PCT. RANK	LAST 10 GAMES	STRENGTH OF SCHEDULE		OPP. STRENGTH OF SCHEDULE	TEAM RPI	ADJ RPI	CONF. RPI	ADJ CONF. RPI	
DIV. I ONLY		11- 19	.36667	233	5- 5	164	257	229	.42972	243	25	25
DIV. I NON-CONF.		4- 10	.28571	264	0- 0	110	232	239	.45325	225	24	24
<hr/>												
TOTALS	RPI 1-25	RPI 26-50		W-L RECORDS		RPI 51-100		RPI 101-150		RPI 150+		
11- 19	0- 0	0- 1		OVERALL		1- 3		0- 6		10- 9		
5- 5	0- 0	0- 0		HOME		0- 1		0- 2		5- 2		
3- 9	0- 0	0- 0		AWAY		0- 1		0- 3		3- 5		
3- 5	0- 0	0- 1		NEUTRAL		1- 1		0- 1		2- 2		
<hr/>												
4- 10	0- 0	0- 1		NON-CONFERENCE		1- 3		0- 4		3- 2		
0- 2	0- 0	0- 0		HOME		0- 1		0- 1		0- 0		
1- 3	0- 0	0- 0		AWAY		0- 1		0- 2		1- 0		
3- 5	0- 0	0- 1		NEUTRAL		1- 1		0- 1		2- 2		
<hr/>												
7- 9	0- 0	0- 0		CONFERENCE		0- 0		0- 2		7- 7		
5- 3	0- 0	0- 0		HOME		0- 0		0- 1		5- 2		
2- 6	0- 0	0- 0		AWAY		0- 0		0- 1		2- 5		
0- 0	0- 0	0- 0		NEUTRAL		0- 0		0- 0		0- 0		
<hr/>												
RPI S	Opponent	Score	RPI S	Opponent	Score	RPI S	Opponent	Score	RPI S	Opponent	Score	
			28 N	Alabama	1 3	76 N	UNI	1 3	111 A	Indiana	0 3	
						84 N	Memphis	3 1	114 N	Miami (OH)	0 3	
						87 H	Missouri St.	0 3	129 A	Saint Louis	0 3	
						88 A	UMKC	1 3	131 H	Southern Ill.	2 3	
									134 A	Murray St.	0 3	
									134 H	Murray St.	0 3	
									169 H	Belmont	0 3	
									170 N	Southern Miss.	2 3	
									187 A	Eastern Ky.	1 3	
									227 A	Eastern Ill.	3 2	
									227 H	Eastern Ill.	3 2	
									229 N	Mississippi St.	2 3	
									230 A	SIUE	2 3	
									230 H	SIUE	3 0	
									247 A	Jacksonville St.	1 3	
									256 A	Austin Peay	1 3	
									256 H	Austin Peay	0 3	
									264 A	UT Martin	2 3	
									264 H	UT Martin	3 0	
									276 H	Tennessee Tech	3 0	
									282 H	Tennessee St.	3 0	
									287 A	Alabama St.	3 0	
									298 A	Morehead St.	3 2	
									316 N	Citadel	3 0	
									334 N	Savannah St.	3 0	
<hr/>												
LAST 10 GAMES												
			247 A	Jacksonville St.	1 3	227 A	Eastern Ill.	3 2	298 A	Morehead St.	3 2	
			264 H	UT Martin	3 0	169 H	Belmont	0 3	316 N	Citadel	3 0	
			134 H	Murray St.	0 3	282 H	Tennessee St.	3 0	334 N	Savannah St.	3 0	
			256 H	Austin Peay	0 3	227 H	Eastern Ill.	3 2				
			230 A	SIUE	2 3	230 H	SIUE	3 0				

Non-Div. I Games:

Southeast Mo. St.

Average RPI Win: 222		WON-LOST	WINNING	LAST 10	STRENGTH OF		OPP. STRENGTH	TEAM	ADJ		CONF.	ADJ CONF.			
Average RPI Loss: 137		RECORD	PCT. RANK	GAMES	SCHEDULE		OF SCHEDULE	RPI	RPI		RPI	RPI			
DIV. I ONLY		7- 24	.22581	294	2- 8		69	195	235		.42954	244			
DIV. I NON-CONF.		4- 11	.26667	272	0- 0		87	217	226		.44434	241			
TOTALS		RPI 1-25	RPI 26-50		W-L RECORDS		RPI 51-100		RPI 101-150		RPI 150+				
7- 24		0- 1	0- 0		OVERALL		0- 9		0- 7		7- 7				
3- 7		0- 0	0- 0		HOME		0- 3		0- 3		3- 1				
1- 12		0- 1	0- 0		AWAY		0- 4		0- 4		1- 3				
3- 5		0- 0	0- 0		NEUTRAL		0- 2		0- 0		3- 3				
4- 11		0- 1	0- 0		NON-CONFERENCE		0- 5		0- 1		4- 4				
1- 1		0- 0	0- 0		HOME		0- 1		0- 0		1- 0				
0- 5		0- 1	0- 0		AWAY		0- 2		0- 1		0- 1				
3- 5		0- 0	0- 0		NEUTRAL		0- 2		0- 0		3- 3				
3- 13		0- 0	0- 0		CONFERENCE		0- 4		0- 6		3- 3				
2- 6		0- 0	0- 0		HOME		0- 2		0- 3		2- 1				
1- 7		0- 0	0- 0		AWAY		0- 2		0- 3		1- 2				
0- 0		0- 0	0- 0		NEUTRAL		0- 0		0- 0		0- 0				
RPI S	Opponent	Score		RPI S	Opponent	Score		RPI S	Opponent	Score		RPI S	Opponent	Score	
10 A	Penn St.	0	3					72 H	VCU	0	3	104 A	Hofstra	0	3
								82 A	Towson	0	3	104 H	Hofstra	0	3
								82 H	Towson	1	3	106 A	UNCW	0	3
								85 N	Coastal Caro.	0	3	106 H	UNCW	0	3
								94 A	Clemson	0	3	133 A	James Madison	0	3
								95 A	North Carolina St.	0	3	133 H	James Madison	0	3
								96 A	Col. of Charleston	1	3	144 A	Liberty	0	3
								96 H	Col. of Charleston	1	3	168 A	Delaware	0	3
								97 N	TCU	0	3	168 H	Delaware	0	3
												174 N	East Tenn. St.	3	2
												177 H	Hampton	3	0
												180 N	Lehigh	3	1
												189 N	Howard	1	3
												223 A	Northeastern	3	1
												223 H	Northeastern	3	1
												274 A	Elon	2	3
												274 H	Elon	3	1
												282 N	Tennessee St.	2	3
												283 A	George Mason	1	3
												292 N	Wofford	2	3
												305 N	Iona	3	0
				LAST 10 GAMES											
				104 A	Hofstra	0	3	274 A	Elon	2	3				
				223 A	Northeastern	3	1	96 A	Col. of Charleston	1	3				
				168 H	Delaware	0	3	133 A	James Madison	0	3				
				82 H	Towson	1	3	223 H	Northeastern	3	1				
				106 A	UNCW	0	3	104 H	Hofstra	0	3				

Non-Div. I Games:

William & Mary

Average RPI Win: 239		WON-LOST	WINNING	LAST 10	STRENGTH OF		OPP. STRENGTH	TEAM	ADJ		CONF.	ADJ CONF.	
Average RPI Loss: 139		RECORD	PCT. RANK	GAMES	SCHEDULE		OF SCHEDULE	RPI	RPI		RPI	RPI	
DIV. I ONLY		10- 18	.35714	237	214		170	244	.42836		245	12	12
DIV. I NON-CONF.		6- 8	.42857	209	300		227	262	.41793		259	14	14
TOTALS		RPI 1-25	RPI 26-50		W-L RECORDS		RPI 51-100		RPI 101-150		RPI 150+		
10- 18	0- 0	0- 3		OVERALL		0- 3		1- 2		9- 10			
4- 6	0- 0	0- 2		HOME		0- 1		1- 0		3- 3			
3- 9	0- 0	0- 1		AWAY		0- 2		0- 2		3- 4			
3- 3	0- 0	0- 0		NEUTRAL		0- 0		0- 0		3- 3			
6- 8	0- 0	0- 1		NON-CONFERENCE		0- 1		0- 1		6- 5			
1- 2	0- 0	0- 1		HOME		0- 0		0- 0		1- 1			
2- 3	0- 0	0- 0		AWAY		0- 1		0- 1		2- 1			
3- 3	0- 0	0- 0		NEUTRAL		0- 0		0- 0		3- 3			
4- 10	0- 0	0- 2		CONFERENCE		0- 2		1- 1		3- 5			
3- 4	0- 0	0- 1		HOME		0- 1		1- 0		2- 2			
1- 6	0- 0	0- 1		AWAY		0- 1		0- 1		1- 3			
0- 0	0- 0	0- 0		NEUTRAL		0- 0		0- 0		0- 0			
RPI S	Opponent	Score	RPI S	Opponent	Score	RPI S	Opponent	Score	RPI S	Opponent	Score		
			32 A Lipscomb	1	3	71 A FGCU	0	3	113 A Northern Ky.	0	3		
			32 H Lipscomb	0	3	71 H FGCU	1	3	113 H Northern Ky.	3	1		
			47 H Purdue	0	3	85 A Coastal Caro.	1	3	121 A Georgia Tech	0	3		
									160 N Western Mich.	1	3		
									161 N Youngstown St.	0	3		
									162 A Jacksonville	0	3		
									162 H Jacksonville	3	2		
									169 A Belmont	3	1		
									179 A North Florida	1	3		
									179 H North Florida	2	3		
									183 A Stetson	1	3		
									183 H Stetson	1	3		
									210 N Tennessee	1	3		
									235 A Stony Brook	0	3		
									240 A Chattanooga	3	0		
									254 A USC Upstate	3	2		
									254 H USC Upstate	3	2		
									267 N Evansville	3	1		
									274 H Elon	2	3		
									279 H UNC Asheville	3	2		
									324 N Loyola Maryland	3	0		
									325 N St. Francis Brooklyn	3	1		
			LAST 10 GAMES										
			32 A Lipscomb	1	3	162 H Jacksonville	3	2					
			113 A Northern Ky.	0	3	254 H USC Upstate	3	2					
			183 A Stetson	1	3	162 A Jacksonville	0	3					
			71 A FGCU	0	3	179 A North Florida	1	3					
			179 H North Florida	2	3	71 H FGCU	1	3					

Non-Div. I Games:

Kennesaw St.

Average RPI Win: 248		WON-LOST RECORD		WINNING PCT. RANK		LAST 10 GAMES		STRENGTH OF SCHEDULE		OPP. STRENGTH OF SCHEDULE		TEAM RPI		ADJ RPI		CONF. RPI		ADJ CONF. RPI	
DIV. I ONLY		10- 18		.35714 237		3- 7		241		185		250		.42785 246		16		16	
DIV. I NON-CONF.		5- 7		.41667 213		0- 0		294		216		257		.42061 255		16		16	
TOTALS		RPI 1-25		RPI 26-50		W-L RECORDS		RPI 51-100		RPI 101-150		RPI 150+							
10- 18		0- 0		0- 1		OVERALL		0- 4		1- 5		9- 8							
3- 8		0- 0		0- 1		HOME		0- 2		1- 3		2- 2							
4- 7		0- 0		0- 0		AWAY		0- 1		0- 2		4- 4							
3- 3		0- 0		0- 0		NEUTRAL		0- 1		0- 0		3- 2							
5- 7		0- 0		0- 0		NON-CONFERENCE		0- 2		0- 1		5- 4							
0- 3		0- 0		0- 0		HOME		0- 1		0- 1		0- 1							
2- 1		0- 0		0- 0		AWAY		0- 0		0- 0		2- 1							
3- 3		0- 0		0- 0		NEUTRAL		0- 1		0- 0		3- 2							
5- 11		0- 0		0- 1		CONFERENCE		0- 2		1- 4		4- 4							
3- 5		0- 0		0- 1		HOME		0- 1		1- 2		2- 1							
2- 6		0- 0		0- 0		AWAY		0- 1		0- 2		2- 3							
0- 0		0- 0		0- 0		NEUTRAL		0- 0		0- 0		0- 0							
RPI	S	Opponent		Score		RPI	S	Opponent		Score		RPI	S	Opponent		Score			
						39	H	Ohio		1 3		83	H	Butler		0 3			
												88	N	UMKC		0 3			
												100	A	Northern Ill.		2 3			
												100	H	Northern Ill.		1 3			
												114	H	Miami (OH)		0 3			
												122	A	Eastern Mich.		2 3			
												122	H	Eastern Mich.		3 1			
												126	A	Ball St.		1 3			
												126	H	Ball St.		1 3			
												149	H	Marshall		1 3			
												152	A	Cincinnati		3 1			
												156	N	IUPUI		1 3			
												160	A	Western Mich.		2 3			
												160	H	Western Mich.		1 3			
												166	A	Kent St.		2 3			
												176	A	Buffalo		1 3			
												198	N	Drake		2 3			
												231	H	Bowling Green		3 1			
												233	H	Green Bay		2 3			
												237	A	Omaha		1 3			
												265	A	Akron		3 0			
												267	A	Evansville		3 1			
												277	A	Toledo		3 0			
												277	H	Toledo		3 0			
												282	N	Tennessee St.		3 1			
												300	N	DePaul		3 1			
												303	N	Charleston So.		3 0			
				LAST 10 GAMES															
						160	A	Western Mich.		2 3		122	A	Eastern Mich.		2 3			
						100	A	Northern Ill.		2 3		176	A	Buffalo		1 3			
						277	H	Toledo		3 0		265	A	Akron		3 0			
						126	H	Ball St.		1 3		114	H	Miami (OH)		0 3			
						166	A	Kent St.		2 3		231	H	Bowling Green		3 1			

Non-Div. I Games:

Central Mich.

Average RPI Win:	269	WON-LOST	WINNING	LAST 10	STRENGTH OF	OPP. STRENGTH	TEAM	ADJ	CONF.	ADJ CONF.																																																
Average RPI Loss:	184	RECORD	PCT. RANK	GAMES	SCHEDULE	OF SCHEDULE	RPI	RPI	RPI	RPI																																																
DIV. I ONLY	18- 15	.54545	149	5- 5	292	263	224	.42692	247	25	25																																															
DIV. I NON-CONF.	9- 8	.52941	162	1- 0	295	272	238	.43929	245	24	24																																															
TOTALS	RPI 1-25	RPI 26-50	W-L RECORDS	RPI 51-100	RPI 101-150	RPI 150+																																																				
18- 15	0- 0	0- 1	OVERALL	0- 1	0- 3	18- 10																																																				
8- 2	0- 0	0- 0	HOME	0- 0	0- 0	8- 2																																																				
5- 9	0- 0	0- 0	AWAY	0- 1	0- 3	5- 5																																																				
5- 4	0- 0	0- 1	NEUTRAL	0- 0	0- 0	5- 3																																																				
9- 8	0- 0	0- 1	NON-CONFERENCE	0- 1	0- 2	9- 4																																																				
2- 0	0- 0	0- 0	HOME	0- 0	0- 0	2- 0																																																				
2- 4	0- 0	0- 0	AWAY	0- 1	0- 2	2- 1																																																				
5- 4	0- 0	0- 1	NEUTRAL	0- 0	0- 0	5- 3																																																				
9- 7	0- 0	0- 0	CONFERENCE	0- 0	0- 1	9- 6																																																				
6- 2	0- 0	0- 0	HOME	0- 0	0- 0	6- 2																																																				
3- 5	0- 0	0- 0	AWAY	0- 0	0- 1	3- 4																																																				
0- 0	0- 0	0- 0	NEUTRAL	0- 0	0- 0	0- 0																																																				
RPI S Opponent Score	RPI S Opponent Score	RPI S Opponent Score	RPI S Opponent Score	RPI S Opponent Score	RPI S Opponent Score	RPI S Opponent Score																																																				
	49 N Michigan St.	0 3	75 A Ole Miss	1 3	101 A Auburn	0 3	134 A Murray St.	0 3	146 A Samford	0 3	169 A Belmont	0 3	169 H Belmont	2 3	187 A Eastern Ky.	1 3	187 H Eastern Ky.	3 2	196 N Florida A&M	1 3	216 N Georgia St.	1 3	227 H Eastern Ill.	3 2	230 H SIUE	3 2	232 N UAB	3 1	236 A Troy	1 3	242 N Northwestern St.	3 2	243 H Southeast Mo. St.	3 1	255 N Southeastern La.	0 3	256 A Austin Peay	1 3	264 A UT Martin	3 2	276 A Tennessee Tech	1 3	276 H Tennessee Tech	3 1	280 N Mercer	3 0	280 N Mercer	3 1	282 A Tennessee St.	3 2	282 H Tennessee St.	3 0	287 A Alabama St.	3 2	287 H Alabama St.	3 0	298 A Morehead St.	3 0
LAST 10 GAMES				134 A Murray St.	0 3	282 A Tennessee St.	3 2	282 H Tennessee St.	3 0	287 A Alabama St.	3 2	287 H Alabama St.	3 0	298 A Morehead St.	3 0												243 H Southeast Mo. St.	3 1	276 A Tennessee Tech	1 3	282 A Tennessee St.	3 2	169 A Belmont	0 3	298 H Morehead St.	2 3	298 A Morehead St.	3 0	256 A Austin Peay	1 3																		

Non-Div. I Games:

Jacksonville St.

RPI	S	Opponent	Score	
298	H	Morehead St.	2	3
317	A	Alabama A&M	3	0
317	H	Alabama A&M	3	0
317	N	Alabama A&M	3	0

Jacksonville St.

J
a
c
k
s
o
n
v
i
l
l
e
s
t
.

J
a
c
k
s
o
n
v
i
l
l
e
s
t
.

Average RPI Win: 220		WON-LOST RECORD	WINNING PCT. RANK		LAST 10 GAMES		STRENGTH OF SCHEDULE		OPP. STRENGTH OF SCHEDULE		TEAM RPI	ADJ RPI		CONF. RPI	ADJ CONF. RPI
Average RPI Loss: 124			7- 18	.28 273	3- 7		242	96	263	.424 248	11	10			
DIV. I ONLY															
DIV. I NON-CONF.		3- 7	.3 262	0- 0		246	59	259	.43086 250	11	11				
TOTALS		RPI 1-25	RPI 26-50		W-L RECORDS		RPI 51-100		RPI 101-150		RPI 150+				
7- 18	0- 0		0- 0		OVERALL		0- 6		1- 7		6- 5				
3- 5	0- 0		0- 0		HOME		0- 2		1- 1		2- 2				
2- 9	0- 0		0- 0		AWAY		0- 3		0- 4		2- 2				
2- 4	0- 0		0- 0		NEUTRAL		0- 1		0- 2		2- 1				
3- 7	0- 0		0- 0		NON-CONFERENCE		0- 2		0- 4		3- 1				
1- 0	0- 0		0- 0		HOME		0- 0		0- 0		1- 0				
0- 3	0- 0		0- 0		AWAY		0- 1		0- 2		0- 0				
2- 4	0- 0		0- 0		NEUTRAL		0- 1		0- 2		2- 1				
4- 11	0- 0		0- 0		CONFERENCE		0- 4		1- 3		3- 4				
2- 5	0- 0		0- 0		HOME		0- 2		1- 1		1- 2				
2- 6	0- 0		0- 0		AWAY		0- 2		0- 2		2- 2				
0- 0	0- 0		0- 0		NEUTRAL		0- 0		0- 0		0- 0				
RPI S	Opponent	Score	RPI S	Opponent	Score	RPI S	Opponent	Score	RPI S	Opponent	Score				
						55 N	Pacific	1 3	102 A	California	1 3				
						61 A	UNLV	0 3	120 N	UC Santa Barbara	0 3				
						61 H	UNLV	0 3	136 A	Boise St.	0 3				
						63 A	New Mexico	1 3	136 H	Boise St.	0 3				
						63 H	New Mexico	0 3	138 N	San Francisco	0 3				
						90 A	Denver	1 3	141 A	San Diego St.	2 3				
									141 H	San Diego St.	3 1				
									142 A	Pepperdine	2 3				
									155 A	Utah St.	0 3				
									155 H	Utah St.	1 3				
									173 N	Oral Roberts	3 0				
									190 N	South Ala.	3 1				
									194 N	UTEP	0 3				
									211 A	Air Force	1 3				
									211 H	Air Force	2 3				
									226 A	Fresno St.	3 2				
									226 H	Fresno St.	3 1				
									273 H	Sacramento St.	3 0				
									311 A	San Jose St.	3 0				
LAST 10 GAMES															
						141 A	San Diego St.	2 3	311 A	San Jose St.	3 0				
						61 A	UNLV	0 3	211 A	Air Force	1 3				
						136 H	Boise St.	0 3	63 A	New Mexico	1 3				
						155 H	Utah St.	1 3	61 H	UNLV	0 3				
						226 H	Fresno St.	3 1	141 H	San Diego St.	3 1				

Non-Div. I Games:

Nevada

Average RPI Win: 235		WON-LOST	WINNING	LAST 10	STRENGTH OF		OPP. STRENGTH	TEAM	ADJ	CONF.	ADJ CONF.
Average RPI Loss: 128		RECORD	PCT. RANK	GAMES	SCHEDULE		OF SCHEDULE	RPI	RPI	RPI	RPI
DIV. I ONLY		7- 23	.23333	290	1- 9		125	149	253	.42368	249
DIV. I NON-CONF.		3- 11	.21429	289	0- 1		143	150	260	.41944	257
TOTALS		RPI 1-25	RPI 26-50		W-L RECORDS		RPI 51-100		RPI 101-150		RPI 150+
7- 23	0- 0	0- 4		OVERALL		0- 5		0- 6		7- 8	
2- 6	0- 0	0- 1		HOME		0- 1		0- 1		2- 3	
3- 10	0- 0	0- 3		AWAY		0- 2		0- 3		3- 2	
2- 7	0- 0	0- 0		NEUTRAL		0- 2		0- 2		2- 3	
3- 11	0- 0	0- 2		NON-CONFERENCE		0- 3		0- 2		3- 4	
0- 0	0- 0	0- 0		HOME		0- 0		0- 0		0- 0	
1- 4	0- 0	0- 2		AWAY		0- 1		0- 0		1- 1	
2- 7	0- 0	0- 0		NEUTRAL		0- 2		0- 2		2- 3	
4- 12	0- 0	0- 2		CONFERENCE		0- 2		0- 4		4- 4	
2- 6	0- 0	0- 1		HOME		0- 1		0- 1		2- 3	
2- 6	0- 0	0- 1		AWAY		0- 1		0- 3		2- 1	
0- 0	0- 0	0- 0		NEUTRAL		0- 0		0- 0		0- 0	
RPI S	Opponent	Score	RPI S	Opponent	Score	RPI S	Opponent	Score	RPI S	Opponent	Score
			28 A	Alabama	0 3	66 A	UTSA	1 3	108 A	North Texas	0 3
			29 A	UCF	0 3	71 A	FGCU	1 3	117 N	North Dakota	1 3
			42 A	Western Ky.	0 3	78 N	Iowa	1 3	130 A	Fla. Atlantic	1 3
			42 H	Western Ky.	0 3	91 H	Rice	1 3	130 H	Fla. Atlantic	1 3
						94 N	Clemson	0 3	141 N	San Diego St.	0 3
									149 A	Marshall	0 3
									159 A	South Fla.	3 1
									170 H	Southern Miss.	2 3
									176 N	Buffalo	1 3
									178 A	Charlotte	3 0
									178 H	Charlotte	1 3
									187 N	Eastern Ky.	0 3
									194 A	UTEP	2 3
									202 N	Western Caro.	3 1
									209 H	Middle Tenn.	2 3
									223 N	Northeastern	2 3
									232 H	UAB	3 1
									270 A	Louisiana Tech	3 0
									270 H	Louisiana Tech	3 1
									302 A	South Dakota St.	2 3
									331 N	South Carolina St.	3 0
LAST 10 GAMES											
			270 H	Louisiana Tech	3 1	91 H	Rice	1 3			
			71 A	FGCU	1 3	130 A	Fla. Atlantic	1 3			
			66 A	UTSA	1 3	108 A	North Texas	0 3			
			194 A	UTEP	2 3	42 A	Western Ky.	0 3			
			178 H	Charlotte	1 3	170 H	Southern Miss.	2 3			

Non-Div. I Games:

FIU

Average RPI Win: 263		WON-LOST RECORD		WINNING PCT. RANK		LAST 10 GAMES		STRENGTH OF SCHEDULE		OPP. STRENGTH OF SCHEDULE		TEAM RPI		ADJ RPI		CONF. RPI		ADJ CONF. RPI	
Average RPI Loss: 137																			
DIV. I ONLY		9- 22		.29032 272		2- 8		179		225		256		.41441 250		10		11	
DIV. I NON-CONF.		6- 7		.46154 183		0- 0		269		317		252		.42964 252		13		12	
TOTALS		RPI 1-25		RPI 26-50		W-L RECORDS		RPI 51-100		RPI 101-150		RPI 150+							
9- 22		0- 0		0- 2		OVERALL		0- 5		1- 7		8- 8							
3- 8		0- 0		0- 1		HOME		0- 2		1- 2		2- 3							
1- 11		0- 0		0- 1		AWAY		0- 2		0- 4		1- 4							
5- 3		0- 0		0- 0		NEUTRAL		0- 1		0- 1		5- 1							
6- 7		0- 0		0- 0		NON-CONFERENCE		0- 1		0- 3		6- 3							
1- 0		0- 0		0- 0		HOME		0- 0		0- 0		1- 0							
0- 4		0- 0		0- 0		AWAY		0- 0		0- 2		0- 2							
5- 3		0- 0		0- 0		NEUTRAL		0- 1		0- 1		5- 1							
3- 15		0- 0		0- 2		CONFERENCE		0- 4		1- 4		2- 5							
2- 8		0- 0		0- 1		HOME		0- 2		1- 2		1- 3							
1- 7		0- 0		0- 1		AWAY		0- 2		0- 2		1- 2							
0- 0		0- 0		0- 0		NEUTRAL		0- 0		0- 0		0- 0							
RPI S	Opponent	Score		RPI S	Opponent	Score		RPI S	Opponent	Score		RPI S	Opponent	Score					
				41 A	UALR	0	3	53 N	Tulsa	0	3	110 A	Appalachian St.	2	3				
				41 H	UALR	0	3	68 A	Arkansas St.	0	3	110 H	Appalachian St.	3	2				
								68 H	Arkansas St.	0	3	118 A	Texas St.	0	3				
								79 A	Texas-Arlington	0	3	118 H	Texas St.	1	3				
								79 H	Texas-Arlington	0	3	124 A	Central Ark.	0	3				
												127 H	La.-Lafayette	0	3				
												132 A	Stephen F. Austin	2	3				
												136 N	Boise St.	0	3				
												184 A	Sam Houston St.	0	3				
												190 H	South Ala.	2	3				
												204 A	Ga. Southern	0	3				
												204 H	Ga. Southern	1	3				
												216 A	Georgia St.	1	3				
												216 H	Georgia St.	0	3				
												221 N	Bakersfield	0	3				
												229 N	Mississippi St.	3	0				
												236 A	Troy	3	2				
												236 H	Troy	3	2				
												275 A	McNeese St.	0	3				
												276 N	Tennessee Tech	3	0				
												299 N	Tex.-Pan American	3	0				
												314 N	Prairie View	3	0				
												332 H	Grambling	3	1				
												333 N	Alcorn	3	0				
LAST 10 GAMES																			
				110 H	Appalachian St.	3	2	79 H	Texas-Arlington	0	3								
				68 H	Arkansas St.	0	3	190 H	South Ala.	2	3								
				216 A	Georgia St.	1	3	110 A	Appalachian St.	2	3								
				236 A	Troy	3	2	204 A	Ga. Southern	0	3								
				41 H	UALR	0	3	118 A	Texas St.	0	3								

Non-Div. I Games:

La.-Monroe

Average RPI Win:		301	WON-LOST RECORD		WINNING PCT. RANK		LAST 10 GAMES		STRENGTH OF SCHEDULE		OPP. STRENGTH OF SCHEDULE		TEAM RPI		ADJ RPI		CONF. RPI		ADJ CONF. RPI								
DIV. I ONLY			13- 13	.5	174	6- 4			299		297	249	.41273	251	32	31											
DIV. I NON-CONF.			6- 8	.42857	209	0- 1			256		269	248	.43062	251	32	31											
TOTALS		RPI 1-25		RPI 26-50		W-L RECORDS		RPI 51-100		RPI 101-150		RPI 150+															
13- 13		0- 1		0- 0		OVERALL		0- 2		0- 1		13- 9															
4- 2		0- 0		0- 0		HOME		0- 0		0- 0		4- 2															
4- 8		0- 1		0- 0		AWAY		0- 2		0- 0		4- 5															
5- 3		0- 0		0- 0		NEUTRAL		0- 0		0- 1		5- 2															
6- 8		0- 1		0- 0		NON-CONFERENCE		0- 2		0- 1		6- 4															
0- 0		0- 0		0- 0		HOME		0- 0		0- 0		0- 0															
1- 5		0- 1		0- 0		AWAY		0- 2		0- 0		1- 2															
5- 3		0- 0		0- 0		NEUTRAL		0- 0		0- 1		5- 2															
7- 5		0- 0		0- 0		CONFERENCE		0- 0		0- 0		7- 5															
4- 2		0- 0		0- 0		HOME		0- 0		0- 0		4- 2															
3- 3		0- 0		0- 0		AWAY		0- 0		0- 0		3- 3															
0- 0		0- 0		0- 0		NEUTRAL		0- 0		0- 0		0- 0															
RPI	S	Opponent		Score		RPI	S	Opponent		Score		RPI	S	Opponent		Score											
14	A	Arizona		0 3								82	A	Towson		1 3		122	N	Eastern Mich.		0 3					
												86	A	American		0 3		177	A	Hampton		1 3					
																		177	H	Hampton		2 3					
																		189	A	Howard		1 3					
																		189	H	Howard		1 3					
																		201	N	Tulane		0 3					
																		212	N	Manhattan		2 3					
																		257	A	La Salle		2 3					
																		257	N	La Salle		3 0					
																		269	A	UMBC		3 0					
																		269	N	UMBC		3 2					
																		271	A	Morgan St.		1 3					
																		271	H	Morgan St.		3 2					
																		309	A	UMES		3 2					
																		309	H	UMES		3 2					
																		310	A	NJIT		1 3					
																		310	N	NJIT		3 0					
																		315	N	Saint Peter's		3 2					
																		318	A	Norfolk St.		3 1					
																		318	H	Norfolk St.		3 1					
																		322	A	Delaware St.		3 0					
																		322	H	Delaware St.		3 1					
																		324	N	Loyola Maryland		3 1					
						LAST 10 GAMES																					
						189 A Howard						1 3		177 A Hampton						1 3							
						310 A NJIT						1 3		271 H Morgan St.						3 2							
						309 H UMES						3 2		189 H Howard						1 3							
						322 H Delaware St.						3 1		322 A Delaware St.						3 0							
						318 A Norfolk St.						3 1		309 A UMES						3 2							

Non-Div. I Games:

Coppin St.

R
i
d
e
r

Rider

RPI	S	Opponent	Score	
329	A	Quinnipiac	3	1
329	H	Quinnipiac	3	0

Rider

R
i
d
e
r

R
i
d
e
r

Average RPI Win: 266		WON-LOST	WINNING	LAST 10	STRENGTH OF		OPP. STRENGTH	TEAM	ADJ	CONF.	ADJ CONF.
Average RPI Loss: 163		RECORD	PCT. RANK	GAMES	SCHEDULE		OF SCHEDULE	RPI	RPI	RPI	RPI
DIV. I ONLY		10- 20	.33333	247	4- 6		188	259	248	.41065	253
DIV. I NON-CONF.		4- 9	.30769	256	0- 1		82	200	212	.46754	206
TOTALS		RPI 1-25	RPI 26-50		W-L RECORDS		RPI 51-100		RPI 101-150		RPI 150+
10- 20	0- 0	0- 1		OVERALL		0- 4		1- 5		9- 10	
3- 6	0- 0	0- 0		HOME		0- 0		0- 2		3- 4	
3- 9	0- 0	0- 0		AWAY		0- 2		0- 2		3- 5	
4- 5	0- 0	0- 1		NEUTRAL		0- 2		1- 1		3- 1	
4- 9	0- 0	0- 1		NON-CONFERENCE		0- 4		1- 2		3- 2	
0- 1	0- 0	0- 0		HOME		0- 0		0- 0		0- 1	
0- 3	0- 0	0- 0		AWAY		0- 2		0- 1		0- 0	
4- 5	0- 0	0- 1		NEUTRAL		0- 2		1- 1		3- 1	
6- 11	0- 0	0- 0		CONFERENCE		0- 0		0- 3		6- 8	
3- 5	0- 0	0- 0		HOME		0- 0		0- 2		3- 3	
3- 6	0- 0	0- 0		AWAY		0- 0		0- 1		3- 5	
0- 0	0- 0	0- 0		NEUTRAL		0- 0		0- 0		0- 0	
RPI S	Opponent	Score	RPI S	Opponent	Score	RPI S	Opponent	Score	RPI S	Opponent	Score
			42 N	Western Ky.	0 3	79 A	Texas-Arlington	0 3	116 A	Texas Tech	0 3
						87 A	Missouri St.	0 3	118 N	Texas St.	3 2
						90 N	Denver	1 3	124 H	Central Ark.	0 3
						99 N	Milwaukee	0 3	132 A	Stephen F. Austin	0 3
									132 H	Stephen F. Austin	0 3
									136 N	Boise St.	0 3
									167 A	A&M-Corpus Christi	1 3
									167 H	A&M-Corpus Christi	0 3
									173 N	Oral Roberts	1 3
									184 A	Sam Houston St.	0 3
									200 H	Houston Baptist	0 3
									237 N	Omaha	3 1
									241 N	Gardner-Webb	3 0
									242 A	Northwestern St.	1 3
									242 H	Northwestern St.	0 3
									255 A	Southeastern La.	1 3
									275 A	McNeese St.	3 1
									275 H	McNeese St.	3 2
									285 A	Lamar	0 3
									286 H	Nicholls St.	3 2
									297 A	Abilene Christian	3 2
									297 H	Abilene Christian	3 2
									299 H	Tex.-Pan American	1 3
									312 N	Jackson St.	3 0
									320 A	New Orleans	3 1
LAST 10 GAMES			132 H	Stephen F. Austin	0 3	297 A	Abilene Christian	3 2			
			242 H	Northwestern St.	0 3	320 A	New Orleans	3 1			
			275 H	McNeese St.	3 2	255 A	Southeastern La.	1 3			
			286 H	Nicholls St.	3 2	200 H	Houston Baptist	0 3			
			299 H	Tex.-Pan American	1 3	167 H	A&M-Corpus Christi	0 3			

Non-Div. I Games:

Incarnate Word

Average RPI Win:	271	WON-LOST RECORD	WINNING PCT. RANK	LAST 10 GAMES	STRENGTH OF SCHEDULE	OPP. STRENGTH OF SCHEDULE	TEAM RPI	ADJ RPI	CONF. RPI	ADJ CONF. RPI
DIV. I ONLY		10- 20	.33333 247	1- 9	218	251	257	.40972 254	12	12
DIV. I NON-CONF.		9- 7	.5625 141	0- 0	284	318	225	.44862 229	14	14
TOTALS	RPI 1-25	RPI 26-50	W-L RECORDS	RPI 51-100	RPI 101-150	RPI 150+				
10- 20	0- 0	0- 2	OVERALL	0- 3	1- 3	9- 12				
1- 6	0- 0	0- 1	HOME	0- 1	0- 1	1- 3				
3- 10	0- 0	0- 1	AWAY	0- 2	1- 1	2- 6				
6- 4	0- 0	0- 0	NEUTRAL	0- 0	0- 1	6- 3				
9- 7	0- 0	0- 0	NON-CONFERENCE	0- 1	1- 1	8- 5				
0- 0	0- 0	0- 0	HOME	0- 0	0- 0	0- 0				
3- 3	0- 0	0- 0	AWAY	0- 1	1- 0	2- 2				
6- 4	0- 0	0- 0	NEUTRAL	0- 0	0- 1	6- 3				
1- 13	0- 0	0- 2	CONFERENCE	0- 2	0- 2	1- 7				
1- 6	0- 0	0- 1	HOME	0- 1	0- 1	1- 3				
0- 7	0- 0	0- 1	AWAY	0- 1	0- 1	0- 4				
0- 0	0- 0	0- 0	NEUTRAL	0- 0	0- 0	0- 0				
RPI S Opponent Score	RPI S Opponent Score	RPI S Opponent Score	RPI S Opponent Score	RPI S Opponent Score	RPI S Opponent Score	RPI S Opponent Score				
	32 A Lipscomb 0 3		71 A FGCU 0 3		113 A Northern Ky. 1 3					
	32 H Lipscomb 0 3		71 H FGCU 0 3		113 H Northern Ky. 1 3					
			94 A Clemson 1 3		134 N Murray St. 0 3					
					144 A Liberty 3 0					
					154 N UNC Greensboro 2 3					
					162 A Jacksonville 0 3					
					162 H Jacksonville 2 3					
					164 A Winthrop 0 3					
					179 A North Florida 2 3					
					179 H North Florida 3 2					
					183 A Stetson 0 3					
					183 H Stetson 2 3					
					192 A Presbyterian 0 3					
					236 N Troy 2 3					
					241 N Gardner-Webb 0 3					
					245 A Kennesaw St. 2 3					
					245 H Kennesaw St. 2 3					
					256 N Austin Peay 3 0					
					276 N Tennessee Tech 3 1					
					279 N UNC Asheville 3 1					
					292 A Wofford 3 2					
					303 A Charleston So. 3 1					
					326 N N.C. Central 3 0					
					328 N N.C. A&T 3 1					
					331 N South Carolina St. 3 1					
LAST 10 GAMES										
	113 A Northern Ky. 1 3		179 H North Florida 3 2		326 N N.C. Central 3 0					
	32 A Lipscomb 0 3		245 A Kennesaw St. 2 3		328 N N.C. A&T 3 1					
	183 A Stetson 0 3		179 A North Florida 2 3		331 N South Carolina St. 3 1					
	71 A FGCU 0 3		162 A Jacksonville 0 3							
	162 H Jacksonville 2 3		183 H Stetson 2 3							

Non-Div. I Games:

USC Upstate

Average RPI Win:	279	WON-LOST RECORD	WINNING PCT. RANK	LAST 10 GAMES	STRENGTH OF SCHEDULE	OPP. STRENGTH OF SCHEDULE	TEAM RPI	ADJ RPI	CONF. RPI	ADJ CONF. RPI	
DIV. I ONLY	11- 17	.39286	224	4- 6	254	270	254	.40891	255	26	26
DIV. I NON-CONF.	3- 9	.25	275	0- 0	164	234	265	.41434	263	26	25
<hr/>											
TOTALS	RPI 1-25	RPI 26-50		W-L RECORDS	RPI 51-100		RPI 101-150		RPI 150+		
11- 17	0- 0	0- 1		OVERALL	0- 1		0- 5		11- 10		
6- 4	0- 0	0- 0		HOME	0- 0		0- 1		6- 3		
4- 8	0- 0	0- 0		AWAY	0- 0		0- 3		4- 5		
1- 5	0- 0	0- 1		NEUTRAL	0- 1		0- 1		1- 2		
<hr/>											
3- 9	0- 0	0- 1		NON-CONFERENCE	0- 1		0- 2		3- 5		
1- 1	0- 0	0- 0		HOME	0- 0		0- 0		1- 1		
1- 3	0- 0	0- 0		AWAY	0- 0		0- 1		1- 2		
1- 5	0- 0	0- 1		NEUTRAL	0- 1		0- 1		1- 2		
<hr/>											
8- 8	0- 0	0- 0		CONFERENCE	0- 0		0- 3		8- 5		
5- 3	0- 0	0- 0		HOME	0- 0		0- 1		5- 2		
3- 5	0- 0	0- 0		AWAY	0- 0		0- 2		3- 3		
0- 0	0- 0	0- 0		NEUTRAL	0- 0		0- 0		0- 0		
<hr/>											
RPI S	Opponent	Score	RPI S	Opponent	Score	RPI S	Opponent	Score	RPI S	Opponent	Score
			49 N	Michigan St.	0 3	65 N	George Washington	1 3	124 A	Central Ark.	1 3
									124 H	Central Ark.	1 3
									130 N	Fla. Atlantic	1 3
									132 A	Stephen F. Austin	0 3
									133 A	James Madison	1 3
									167 H	A&M-Corpus Christi	3 2
									170 H	Southern Miss.	1 3
									177 N	Hampton	0 3
									184 A	Sam Houston St.	0 3
									189 N	Howard	1 3
									200 H	Houston Baptist	0 3
									201 A	Tulane	0 3
									232 A	UAB	2 3
									242 A	Northwestern St.	1 3
									247 N	Jacksonville St.	3 0
									253 H	Incarnate Word	3 1
									275 A	McNeese St.	0 3
									275 H	McNeese St.	3 1
									285 A	Lamar	3 2
									286 A	Nicholls St.	3 2
									286 H	Nicholls St.	3 1
			LAST 10 GAMES						297 H	Abilene Christian	1 3
			124 A	Central Ark.	1 3	286 A	Nicholls St.	3 2	312 A	Jackson St.	3 0
			286 H	Nicholls St.	3 1	297 H	Abilene Christian	1 3	313 H	Southern U.	3 0
			285 A	Lamar	3 2	253 H	Incarnate Word	3 1	320 A	New Orleans	3 0
			184 A	Sam Houston St.	0 3	242 A	Northwestern St.	1 3	320 H	New Orleans	3 0
			275 A	McNeese St.	0 3	132 A	Stephen F. Austin	0 3			

Non-Div. I Games:

Southeastern La.

Average RPI Win: 257		WON-LOST	WINNING	LAST 10	STRENGTH OF		OPP. STRENGTH	TEAM	ADJ	CONF.	ADJ CONF.
Average RPI Loss: 183		RECORD	PCT. RANK	GAMES	SCHEDULE		OF SCHEDULE	RPI	RPI	RPI	RPI
DIV. I ONLY		14- 18	.4375	209	4- 6		262	239	240	.40873	256
DIV. I NON-CONF.		6- 10	.375	234	0- 0		273	201	261	.4109	268
TOTALS		RPI 1-25	RPI 26-50		W-L RECORDS		RPI 51-100		RPI 101-150		RPI 150+
14- 18	0- 0	0- 2		OVERALL		0- 2		1- 1		13- 13	
6- 3	0- 0	0- 0		HOME		0- 0		1- 0		5- 3	
4- 9	0- 0	0- 1		AWAY		0- 1		0- 1		4- 6	
4- 6	0- 0	0- 1		NEUTRAL		0- 1		0- 0		4- 4	
6- 10	0- 0	0- 2		NON-CONFERENCE		0- 2		0- 0		6- 6	
0- 1	0- 0	0- 0		HOME		0- 0		0- 0		0- 1	
2- 3	0- 0	0- 1		AWAY		0- 1		0- 0		2- 1	
4- 6	0- 0	0- 1		NEUTRAL		0- 1		0- 0		4- 4	
8- 8	0- 0	0- 0		CONFERENCE		0- 0		1- 1		7- 7	
6- 2	0- 0	0- 0		HOME		0- 0		1- 0		5- 2	
2- 6	0- 0	0- 0		AWAY		0- 0		0- 1		2- 5	
0- 0	0- 0	0- 0		NEUTRAL		0- 0		0- 0		0- 0	
RPI S	Opponent	Score	RPI S	Opponent	Score	RPI S	Opponent	Score	RPI S	Opponent	Score
42 A	Western Ky.	1 3	84 N	Memphis	1 3	134 A	Murray St.	0 3			
47 N	Purdue	0 3	94 A	Clemson	0 3	134 H	Murray St.	3 0			
						160 N	Western Mich.	1 3			
						169 A	Belmont	1 3			
						187 A	Eastern Ky.	2 3			
						198 N	Drake	1 3			
						210 A	Tennessee	3 0			
						227 A	Eastern Ill.	2 3			
						227 H	Eastern Ill.	1 3			
						230 A	SIUE	2 3			
						230 H	SIUE	1 3			
						236 N	Troy	0 3			
						240 H	Chattanooga	1 3			
						243 A	Southeast Mo. St.	3 0			
						243 H	Southeast Mo. St.	3 1			
						247 H	Jacksonville St.	3 1			
						254 N	USC Upstate	0 3			
						261 N	Montana St.	3 1			
						264 A	UT Martin	0 3			
						264 H	UT Martin	3 2			
						265 A	Akron	0 3			
						267 A	Evansville	3 1			
						276 H	Tennessee Tech	3 1			
						280 N	Mercer	3 0			
						282 A	Tennessee St.	3 0			
						290 N	Binghamton	3 1			
						298 H	Morehead St.	3 0			
LAST 10 GAMES			LAST 10 GAMES			LAST 10 GAMES					
187 A	Eastern Ky.	2 3	276 H	Tennessee Tech	3 1	276 H	Tennessee Tech	3 1			
134 A	Murray St.	0 3	230 H	SIUE	1 3	280 N	Mercer	3 0			
264 A	UT Martin	0 3	227 H	Eastern Ill.	1 3	282 A	Tennessee St.	3 0			
243 A	Southeast Mo. St.	3 0	169 A	Belmont	1 3	290 N	Binghamton	3 1			
247 H	Jacksonville St.	3 1	282 A	Tennessee St.	3 0	298 H	Morehead St.	3 0			

Non-Div. I Games:

Austin Peay

RPI	S	Opponent	Score	
307	N	Bryant	3	0

Austin Peay

A
u
s
t
i
n
P
e
a
y

A
u
s
t
i
n
P
e
a
y

Average RPI Win:	292	WON-LOST RECORD	WINNING PCT. RANK	LAST 10 GAMES	STRENGTH OF SCHEDULE	OPP. STRENGTH OF SCHEDULE	TEAM RPI	ADJ RPI	CONF. RPI	ADJ CONF. RPI				
Average RPI Loss:	159													
DIV. I ONLY	10- 21	.32258	252	4- 6	215	272	262	.40779	257	19	19			
DIV. I NON-CONF.	7- 10	.41176	218	1- 0	252	304	253	.41405	264	21	21			
<hr/>														
TOTALS	RPI 1-25	RPI 26-50		W-L RECORDS	RPI 51-100		RPI 101-150		RPI 150+					
10- 21	0- 0	0- 0		OVERALL	0- 6		0- 3		10- 12					
5- 8	0- 0	0- 0		HOME	0- 2		0- 1		5- 5					
3- 9	0- 0	0- 0		AWAY	0- 3		0- 2		3- 4					
2- 4	0- 0	0- 0		NEUTRAL	0- 1		0- 0		2- 3					
<hr/>														
7- 10	0- 0	0- 0		NON-CONFERENCE	0- 2		0- 1		7- 7					
3- 3	0- 0	0- 0		HOME	0- 0		0- 0		3- 3					
2- 3	0- 0	0- 0		AWAY	0- 1		0- 1		2- 1					
2- 4	0- 0	0- 0		NEUTRAL	0- 1		0- 0		2- 3					
<hr/>														
3- 11	0- 0	0- 0		CONFERENCE	0- 4		0- 2		3- 5					
2- 5	0- 0	0- 0		HOME	0- 2		0- 1		2- 2					
1- 6	0- 0	0- 0		AWAY	0- 2		0- 1		1- 3					
0- 0	0- 0	0- 0		NEUTRAL	0- 0		0- 0		0- 0					
<hr/>														
RPI S	Opponent	Score	RPI S	Opponent	Score	RPI S	Opponent	Score	RPI S	Opponent	Score			
						60 N	Temple	0 3	129 A	Saint Louis	0 3			
						65 H	George Washington	0 3	129 H	Saint Louis	0 3			
						72 A	VCU	0 3	140 A	St. John's (NY)	0 3			
						77 A	Dayton	0 3	153 A	Duquesne	0 3			
						77 H	Dayton	0 3	153 H	Duquesne	0 3			
						82 A	Towson	0 3	157 A	Rhode Island	0 3			
									157 H	Rhode Island	0 3			
									158 N	Villanova	1 3			
									189 H	Howard	1 3			
									195 A	Penn	1 3			
									212 H	Manhattan	0 3			
									251 H	Coppin St.	3 2			
									251 N	Coppin St.	0 3			
									252 H	Rider	3 1			
									260 A	Davidson	3 1			
									262 N	Hartford	1 3			
									283 H	George Mason	3 1			
									301 A	Fordham	0 3			
									301 H	Fordham	3 2			
									305 A	Iona	3 1			
									307 N	Bryant	3 2			
									310 H	NJIT	1 3			
									315 N	Saint Peter's	3 1			
									322 A	Delaware St.	3 1			
									324 H	Loyola Maryland	3 1			
<hr/>														
LAST 10 GAMES														
	129 A	Saint Louis	0	3		283 H	George Mason	3	1		315 N	Saint Peter's	3	1
	77 A	Dayton	0	3		65 H	George Washington	0	3		322 A	Delaware St.	3	1
	153 H	Duquesne	0	3		322 A	Delaware St.	3	1		324 H	Loyola Maryland	3	1
	157 H	Rhode Island	0	3		153 A	Duquesne	0	3					
	301 H	Fordham	3	2		260 A	Davidson	3	1					

Non-Div. I Games:

La Salle

Average RPI Win: 247		WON-LOST	WINNING	LAST 10	STRENGTH OF		OPP. STRENGTH	TEAM	ADJ	CONF.	ADJ CONF.
Average RPI Loss: 136		RECORD	PCT. RANK	GAMES	SCHEDULE		OF SCHEDULE	RPI	RPI	RPI	RPI
DIV. I ONLY		6- 22	.21429 301	3- 7	170		165	271	.40589 258	22	22
DIV. I NON-CONF.		0- 12	0 318	0- 0	115		110	294	.37949 288	20	20
TOTALS		RPI 1-25	RPI 26-50	W-L RECORDS	RPI 51-100		RPI 101-150	RPI 150+			
6- 22	0- 0		0- 0	OVERALL	0- 7		0- 8	6- 7			
3- 10	0- 0		0- 0	HOME	0- 3		0- 4	3- 3			
3- 7	0- 0		0- 0	AWAY	0- 3		0- 3	3- 1			
0- 5	0- 0		0- 0	NEUTRAL	0- 1		0- 1	0- 3			
0- 12	0- 0		0- 0	NON-CONFERENCE	0- 5		0- 2	0- 5			
0- 5	0- 0		0- 0	HOME	0- 2		0- 1	0- 2			
0- 2	0- 0		0- 0	AWAY	0- 2		0- 0	0- 0			
0- 5	0- 0		0- 0	NEUTRAL	0- 1		0- 1	0- 3			
6- 10	0- 0		0- 0	CONFERENCE	0- 2		0- 6	6- 2			
3- 5	0- 0		0- 0	HOME	0- 1		0- 3	3- 1			
3- 5	0- 0		0- 0	AWAY	0- 1		0- 3	3- 1			
0- 0	0- 0		0- 0	NEUTRAL	0- 0		0- 0	0- 0			
RPI S	Opponent	Score	RPI S	Opponent	Score	RPI S	Opponent	Score	RPI S	Opponent	Score
						57 N	Seton Hall	0 3	107 H	Washington St.	0 3
						62 A	Wyoming	0 3	109 H	Idaho St.	2 3
						62 H	Wyoming	0 3	117 A	North Dakota	0 3
						74 A	West Virginia	0 3	117 H	North Dakota	1 3
						81 H	Gonzaga	0 3	126 N	Ball St.	2 3
						92 A	Northern Colo.	0 3	128 A	Northern Ariz.	0 3
						92 H	Northern Colo.	1 3	145 A	Idaho	0 3
									145 H	Idaho	0 3
									163 H	Seattle	2 3
									166 N	Kent St.	2 3
									190 N	South Ala.	2 3
									191 H	Cal Poly	1 3
									207 H	Portland St.	3 2
									224 A	Eastern Wash.	0 3
									224 H	Eastern Wash.	3 1
									228 A	Southern Utah	3 2
									261 A	Montana St.	3 2
									261 H	Montana St.	0 3
									273 H	Sacramento St.	3 1
									289 N	Saint Francis (PA)	1 3
									291 A	Weber St.	3 2
			LAST 10 GAMES								
			261 H	Montana St.	0 3	224 H	Eastern Wash.	3 1			
			109 H	Idaho St.	2 3	273 H	Sacramento St.	3 1			
			117 A	North Dakota	0 3	207 H	Portland St.	3 2			
			92 A	Northern Colo.	0 3	224 A	Eastern Wash.	0 3			
			145 H	Idaho	0 3	145 A	Idaho	0 3			

Non-Div. I Games:

Montana

Average RPI Win:	292	WON-LOST	WINNING	LAST 10	STRENGTH OF	OPP. STRENGTH	TEAM	ADJ	CONF.	ADJ CONF.				
Average RPI Loss:	179	RECORD	PCT. RANK	GAMES	SCHEDULE	OF SCHEDULE	RPI	RPI	RPI	RPI				
DIV. I ONLY	13- 16	.44828	199	5- 5	285	283	251	.40567	259	28	28			
DIV. I NON-CONF.	4- 7	.36364	237	0- 0	282	205	270	.41381	265	30	29			
<hr/>														
TOTALS	RPI 1-25	RPI 26-50		W-L RECORDS		RPI 51-100		RPI 101-150		RPI 150+				
13- 16	0- 0	0- 0		OVERALL		0- 3		0- 0		13- 13				
7- 5	0- 0	0- 0		HOME		0- 1		0- 0		7- 4				
4- 9	0- 0	0- 0		AWAY		0- 1		0- 0		4- 8				
2- 2	0- 0	0- 0		NEUTRAL		0- 1		0- 0		2- 1				
<hr/>														
4- 7	0- 0	0- 0		NON-CONFERENCE		0- 3		0- 0		4- 4				
2- 1	0- 0	0- 0		HOME		0- 1		0- 0		2- 0				
0- 4	0- 0	0- 0		AWAY		0- 1		0- 0		0- 3				
2- 2	0- 0	0- 0		NEUTRAL		0- 1		0- 0		2- 1				
<hr/>														
9- 9	0- 0	0- 0		CONFERENCE		0- 0		0- 0		9- 9				
5- 4	0- 0	0- 0		HOME		0- 0		0- 0		5- 4				
4- 5	0- 0	0- 0		AWAY		0- 0		0- 0		4- 5				
0- 0	0- 0	0- 0		NEUTRAL		0- 0		0- 0		0- 0				
<hr/>														
RPI S	Opponent	Score	RPI S	Opponent	Score	RPI S	Opponent	Score	RPI S	Opponent	Score			
						54 A	Pittsburgh	0 3	151 A	Marist	0 3			
						60 N	Temple	0 3	151 H	Marist	3 0			
						74 H	West Virginia	0 3	153 N	Duquesne	0 3			
									176 A	Buffalo	0 3			
									203 A	Fairfield	0 3			
									203 H	Fairfield	1 3			
									212 A	Manhattan	1 3			
									212 H	Manhattan	1 3			
									213 A	Syracuse	1 3			
									218 A	Colgate	2 3			
						219 A	Siena	2 3						
						219 H	Siena	1 3						
						241 H	Gardner-Webb	3 2						
						252 A	Rider	1 3						
						252 H	Rider	1 3						
						288 A	Canisius	3 2						
						288 H	Canisius	3 0						
						295 H	Providence	3 1						
						305 A	Iona	3 0						
						305 H	Iona	3 2						
						315 A	Saint Peter's	3 1						
						315 H	Saint Peter's	3 1						
						318 N	Norfolk St.	3 1						
						322 N	Delaware St.	3 2						
						329 A	Quinnipiac	3 1						
						329 H	Quinnipiac	3 0						
						LAST 10 GAMES			LAST 10 GAMES			LAST 10 GAMES		
						329 A	Quinnipiac	3 1	315 A	Saint Peter's	3 1	318 N	Norfolk St.	3 1
						203 A	Fairfield	0 3	212 H	Manhattan	1 3	322 N	Delaware St.	3 2
						219 H	Siena	1 3	305 H	Iona	3 2	329 A	Quinnipiac	3 1
151 H	Marist	3 0	288 H	Canisius	3 0	329 H	Quinnipiac	3 0						
252 A	Rider	1 3	203 H	Fairfield	1 3									

Non-Div. I Games:

Niagara

Average RPI Win: 255		WON-LOST	WINNING	LAST 10	STRENGTH OF		OPP. STRENGTH	TEAM	ADJ	CONF.	ADJ CONF.
Average RPI Loss: 147		RECORD	PCT. RANK	GAMES	SCHEDULE		OF SCHEDULE	RPI	RPI	RPI	RPI
DIV. I ONLY		4- 20	.16667	314	1- 9		121	215	277	.40548	260
DIV. I NON-CONF.		2- 8	.2	291	0- 0		173	240	278	.40909	270
TOTALS		RPI 1-25	RPI 26-50		W-L RECORDS		RPI 51-100		RPI 101-150		RPI 150+
4- 20	0- 0	0- 0		OVERALL		0- 7		1- 3		3- 10	
0- 10	0- 0	0- 0		HOME		0- 3		0- 2		0- 5	
2- 8	0- 0	0- 0		AWAY		0- 4		1- 1		1- 3	
2- 2	0- 0	0- 0		NEUTRAL		0- 0		0- 0		2- 2	
2- 8	0- 0	0- 0		NON-CONFERENCE		0- 1		0- 2		2- 5	
0- 3	0- 0	0- 0		HOME		0- 0		0- 1		0- 2	
0- 3	0- 0	0- 0		AWAY		0- 1		0- 1		0- 1	
2- 2	0- 0	0- 0		NEUTRAL		0- 0		0- 0		2- 2	
2- 12	0- 0	0- 0		CONFERENCE		0- 6		1- 1		1- 5	
0- 7	0- 0	0- 0		HOME		0- 3		0- 1		0- 3	
2- 5	0- 0	0- 0		AWAY		0- 3		1- 0		1- 2	
0- 0	0- 0	0- 0		NEUTRAL		0- 0		0- 0		0- 0	
RPI S	Opponent	Score	RPI S	Opponent	Score	RPI S	Opponent	Score	RPI S	Opponent	Score
						65 A	George Washington	0 3	106 H	UNCW	0 3
						65 H	George Washington	0 3	129 A	Saint Louis	3 2
						72 A	VCU	0 3	129 H	Saint Louis	0 3
						72 H	VCU	1 3	143 A	Wake Forest	1 3
						77 A	Dayton	0 3	153 H	Duquesne	0 3
						77 H	Dayton	0 3	157 A	Rhode Island	0 3
						96 A	Col. of Charleston	2 3	164 A	Winthrop	0 3
									166 N	Kent St.	0 3
									178 H	Charlotte	1 3
									188 H	High Point	1 3
									192 N	Presbyterian	1 3
									257 H	La Salle	1 3
									280 N	Mercer	3 0
									283 A	George Mason	3 1
									283 H	George Mason	2 3
									301 A	Fordham	1 3
									326 N	N.C. Central	3 0
LAST 10 GAMES											
						72 A	VCU	0 3	157 A	Rhode Island	0 3
						65 A	George Washington	0 3	301 A	Fordham	1 3
						283 A	George Mason	3 1	283 H	George Mason	2 3
						77 H	Dayton	0 3	65 H	George Washington	0 3
						129 H	Saint Louis	0 3	257 H	La Salle	1 3

Non-Div. I Games:

Davidson

Average RPI Win: 245		WON-LOST	WINNING	LAST 10	STRENGTH OF		OPP. STRENGTH	TEAM	ADJ	CONF.	ADJ CONF.
Average RPI Loss: 147		RECORD	PCT. RANK	GAMES	SCHEDULE		OF SCHEDULE	RPI	RPI	RPI	RPI
DIV. I ONLY		7- 21	.25	282	3- 7		186	189	265	.40492	261
DIV. I NON-CONF.		3- 9	.25	275	0- 0		125	158	247	.43728	247
TOTALS		RPI 1-25	RPI 26-50		W-L RECORDS		RPI 51-100		RPI 101-150		RPI 150+
7- 21	0- 0	0- 1		OVERALL		0- 6		1- 7		6- 7	
2- 6	0- 0	0- 0		HOME		0- 1		0- 2		2- 3	
2- 10	0- 0	0- 1		AWAY		0- 3		0- 4		2- 2	
3- 5	0- 0	0- 0		NEUTRAL		0- 2		1- 1		2- 2	
3- 9	0- 0	0- 1		NON-CONFERENCE		0- 4		1- 1		2- 3	
0- 0	0- 0	0- 0		HOME		0- 0		0- 0		0- 0	
0- 4	0- 0	0- 1		AWAY		0- 2		0- 0		0- 1	
3- 5	0- 0	0- 0		NEUTRAL		0- 2		1- 1		2- 2	
4- 12	0- 0	0- 0		CONFERENCE		0- 2		0- 6		4- 4	
2- 6	0- 0	0- 0		HOME		0- 1		0- 2		2- 3	
2- 6	0- 0	0- 0		AWAY		0- 1		0- 4		2- 1	
0- 0	0- 0	0- 0		NEUTRAL		0- 0		0- 0		0- 0	
RPI S	Opponent	Score	RPI S	Opponent	Score	RPI S	Opponent	Score	RPI S	Opponent	Score
			40 A	Utah	0 3	63 A	New Mexico	0 3	109 A	Idaho St.	0 3
						81 A	Gonzaga	0 3	117 A	North Dakota	0 3
						84 N	Memphis	0 3	117 H	North Dakota	0 3
						87 N	Missouri St.	0 3	123 N	New Mexico St.	3 1
						92 A	Northern Colo.	0 3	125 N	UC Irvine	0 3
						92 H	Northern Colo.	0 3	128 A	Northern Ariz.	0 3
									145 A	Idaho	0 3
									145 H	Idaho	0 3
									207 H	Portland St.	0 3
									210 A	Tennessee	0 3
									224 A	Eastern Wash.	0 3
									224 H	Eastern Wash.	3 2
									228 A	Southern Utah	3 0
									239 N	Grand Canyon	2 3
									256 N	Austin Peay	1 3
									258 A	Montana	3 0
									258 H	Montana	2 3
									273 H	Sacramento St.	0 3
									288 N	Canisius	3 2
									291 H	Weber St.	3 1
									306 N	Bethune-Cookman	3 1
			LAST 10 GAMES								
			258 A	Montana	3 0	145 H	Idaho	0 3			
			291 H	Weber St.	3 1	207 H	Portland St.	0 3			
			92 A	Northern Colo.	0 3	273 H	Sacramento St.	0 3			
			117 A	North Dakota	0 3	145 A	Idaho	0 3			
			224 H	Eastern Wash.	3 2	224 A	Eastern Wash.	0 3			

Non-Div. I Games:

Montana St.

H
a
r
t
f
o
r
dH
a
r
t
f
o
r
d

Hartford

RPI	S	Opponent	Score	
321	H	UMass Lowell	3	0
329	A	Quinnipiac	3	0
329	H	Quinnipiac	3	0

Hartford

H
a
r
t
f
o
r
d

H
a
r
t
f
o
r
d

Average RPI Win: 282		WON-LOST	WINNING	LAST 10	STRENGTH OF		OPP. STRENGTH	TEAM	ADJ	CONF.	ADJ CONF.
Average RPI Loss: 185		RECORD	PCT. RANK	GAMES	SCHEDULE		OF SCHEDULE	RPI	RPI	RPI	RPI
DIV. I ONLY		11- 15	.42308	214	5- 5		272	304	260	.39851	263
DIV. I NON-CONF.		4- 8	.33333	246	0- 0		113	258	219	.44869	228
TOTALS		RPI 1-25	RPI 26-50		W-L RECORDS		RPI 51-100		RPI 101-150		RPI 150+
11- 15	0- 0	0- 1		OVERALL		0- 3		1- 1		10- 10	
5- 5	0- 0	0- 0		HOME		0- 1		0- 0		5- 4	
4- 6	0- 0	0- 0		AWAY		0- 2		0- 0		4- 4	
2- 4	0- 0	0- 1		NEUTRAL		0- 0		1- 1		1- 2	
4- 8	0- 0	0- 1		NON-CONFERENCE		0- 1		1- 1		3- 5	
2- 1	0- 0	0- 0		HOME		0- 0		0- 0		2- 1	
0- 3	0- 0	0- 0		AWAY		0- 1		0- 0		0- 2	
2- 4	0- 0	0- 1		NEUTRAL		0- 0		1- 1		1- 2	
7- 7	0- 0	0- 0		CONFERENCE		0- 2		0- 0		7- 5	
3- 4	0- 0	0- 0		HOME		0- 1		0- 0		3- 3	
4- 3	0- 0	0- 0		AWAY		0- 1		0- 0		4- 2	
0- 0	0- 0	0- 0		NEUTRAL		0- 0		0- 0		0- 0	
RPI S	Opponent	Score	RPI S	Opponent	Score	RPI S	Opponent	Score	RPI S	Opponent	Score
			45 N	Santa Clara	0 3	64 A	LIU Brooklyn	0 3	111 N	Indiana	0 3
						64 H	LIU Brooklyn	0 3	144 N	Liberty	3 2
						69 A	Harvard	0 3	168 N	Delaware	1 3
									184 A	UConn	2 3
									197 A	Brown	1 3
									203 N	Fairfield	3 0
									217 N	New Hampshire	2 3
									225 A	Robert Morris	1 3
									225 H	Robert Morris	2 3
									262 H	Hartford	3 2
									289 A	Saint Francis (PA)	0 3
									289 H	Saint Francis (PA)	1 3
									295 H	Providence	2 3
									296 A	Sacred Heart	3 0
									296 H	Sacred Heart	3 2
									307 A	Bryant	3 0
									307 H	Bryant	3 1
									310 H	NJIT	3 0
									325 A	St. Francis Brooklyn	3 2
									325 H	St. Francis Brooklyn	3 2
									327 A	Fairleigh Dickinson	3 0
									327 H	Fairleigh Dickinson	0 3
LAST 10 GAMES											
			296 A	Sacred Heart	3 0	225 A	Robert Morris	1 3			
			327 A	Fairleigh Dickinson	3 0	307 A	Bryant	3 0			
			64 H	LIU Brooklyn	0 3	296 H	Sacred Heart	3 2			
			325 H	St. Francis Brooklyn	3 2	327 H	Fairleigh Dickinson	0 3			
			289 A	Saint Francis (PA)	0 3	64 A	LIU Brooklyn	0 3			

Non-Div. I Games:

Central Conn. St.

Average RPI Win:	277	WON-LOST RECORD	WINNING PCT. RANK	LAST 10 GAMES	STRENGTH OF SCHEDULE	OPP. STRENGTH OF SCHEDULE	TEAM RPI	ADJ RPI	CONF. RPI	ADJ CONF. RPI	
DIV. I ONLY	11- 19	.36667	233	2- 8	224	287	255	.39717	264	25	25
DIV. I NON-CONF.	7- 7	.5	164	0- 0	193	310	210	.4671	207	24	24
<hr/>											
TOTALS	RPI 1-25	RPI 26-50		W-L RECORDS	RPI 51-100		RPI 101-150		RPI 150+		
11- 19	0- 0	0- 0		OVERALL	0- 3		0- 4		11- 12		
5- 8	0- 0	0- 0		HOME	0- 0		0- 3		5- 5		
3- 8	0- 0	0- 0		AWAY	0- 1		0- 1		3- 6		
3- 3	0- 0	0- 0		NEUTRAL	0- 2		0- 0		3- 1		
<hr/>											
7- 7	0- 0	0- 0		NON-CONFERENCE	0- 3		0- 2		7- 2		
2- 3	0- 0	0- 0		HOME	0- 0		0- 2		2- 1		
2- 1	0- 0	0- 0		AWAY	0- 1		0- 0		2- 0		
3- 3	0- 0	0- 0		NEUTRAL	0- 2		0- 0		3- 1		
<hr/>											
4- 12	0- 0	0- 0		CONFERENCE	0- 0		0- 2		4- 10		
3- 5	0- 0	0- 0		HOME	0- 0		0- 1		3- 4		
1- 7	0- 0	0- 0		AWAY	0- 0		0- 1		1- 6		
0- 0	0- 0	0- 0		NEUTRAL	0- 0		0- 0		0- 0		
<hr/>											
RPI S	Opponent	Score	RPI S	Opponent	Score	RPI S	Opponent	Score	RPI S	Opponent	Score
						68 N	Arkansas St.	0 3	115 H	Valparaiso	0 3
						75 N	Ole Miss	1 3	131 H	Southern Ill.	0 3
						84 A	Memphis	0 3	134 A	Murray St.	1 3
									134 H	Murray St.	0 3
									169 H	Belmont	0 3
									183 N	Stetson	2 3
									187 A	Eastern Ky.	0 3
									198 H	Drake	0 3
									202 H	Western Caro.	3 1
									227 A	Eastern Ill.	0 3
									227 H	Eastern Ill.	1 3
									230 A	SIUE	2 3
									230 H	SIUE	3 0
									240 A	Chattanooga	3 0
									243 A	Southeast Mo. St.	0 3
									243 H	Southeast Mo. St.	3 2
									247 H	Jacksonville St.	2 3
									256 A	Austin Peay	2 3
									256 H	Austin Peay	3 0
									276 A	Tennessee Tech	1 3
									282 H	Tennessee St.	2 3
									287 A	Alabama St.	3 2
									298 A	Morehead St.	3 0
									313 N	Southern U.	3 0
									317 H	Alabama A&M	3 0
									331 N	South Carolina St.	3 0
									331 N	South Carolina St.	3 1
<hr/>											
LAST 10 GAMES											
			276 A	Tennessee Tech	1 3	230 A	SIUE	2 3	298 A	Morehead St.	3 0
			243 A	Southeast Mo. St.	0 3	169 H	Belmont	0 3	313 N	Southern U.	3 0
			256 H	Austin Peay	3 0	282 H	Tennessee St.	2 3	317 H	Alabama A&M	3 0
			134 H	Murray St.	0 3	230 H	SIUE	3 0	331 N	South Carolina St.	3 0
			227 A	Eastern Ill.	0 3	227 H	Eastern Ill.	1 3	331 N	South Carolina St.	3 1

Non-Div. I Games:

UT Martin

Average RPI Win: 280		WON-LOST RECORD	WINNING PCT. RANK		LAST 10 GAMES	STRENGTH OF SCHEDULE		OPP. STRENGTH OF SCHEDULE		TEAM RPI	ADJ RPI		CONF. RPI	ADJ CONF. RPI
Average RPI Loss: 147														
DIV. I ONLY		8- 23	.25806	280	0- 10	191		242		272	.39713	265	16	16
DIV. I NON-CONF.		6- 9	.4	220	0- 0	229		292		250	.42609	253	16	16
TOTALS		RPI 1-25		RPI 26-50		W-L RECORDS		RPI 51-100		RPI 101-150		RPI 150+		
8- 23	0- 0			0- 2	OVERALL		0- 3		0- 6		8- 12			
6- 7	0- 0			0- 1	HOME		0- 0		0- 2		6- 4			
0- 11	0- 0			0- 1	AWAY		0- 1		0- 2		0- 7			
2- 5	0- 0			0- 0	NEUTRAL		0- 2		0- 2		2- 1			
6- 9	0- 0			0- 0	NON-CONFERENCE		0- 2		0- 2		6- 5			
4- 1	0- 0			0- 0	HOME		0- 0		0- 0		4- 1			
0- 3	0- 0			0- 0	AWAY		0- 0		0- 0		0- 3			
2- 5	0- 0			0- 0	NEUTRAL		0- 2		0- 2		2- 1			
2- 14	0- 0			0- 2	CONFERENCE		0- 1		0- 4		2- 7			
2- 6	0- 0			0- 1	HOME		0- 0		0- 2		2- 3			
0- 8	0- 0			0- 1	AWAY		0- 1		0- 2		0- 4			
0- 0	0- 0			0- 0	NEUTRAL		0- 0		0- 0		0- 0			
RPI S	Opponent	Score	RPI S	Opponent	Score	RPI S	Opponent	Score	RPI S	Opponent	Score			
			39 A Ohio	0	3	86 N American	0	3	114 A Miami (OH)	1	3			
			39 H Ohio	1	3	90 N Denver	0	3	114 H Miami (OH)	1	3			
						100 A Northern Ill.	0	3	122 H Eastern Mich.	0	3			
									126 A Ball St.	1	3			
									133 N James Madison	0	3			
									148 N Princeton	2	3			
									160 A Western Mich.	0	3			
									166 A Kent St.	1	3			
									166 H Kent St.	1	3			
									171 A Cleveland St.	0	3			
									172 A Indiana St.	0	3			
									176 A Buffalo	0	3			
									176 H Buffalo	0	3			
									182 A Rutgers	1	3			
									198 H Drake	1	3			
									218 N Colgate	0	3			
									225 H Robert Morris	3	0			
									231 A Bowling Green	0	3			
									231 H Bowling Green	3	0			
									246 H Central Mich.	0	3			
									256 H Austin Peay	3	0			
									277 H Toledo	3	2			
									290 H Binghamton	3	1			
									307 H Bryant	3	0			
									323 N Chicago St.	3	1			
									328 N N.C. A&T	3	0			
LAST 10 GAMES			126 A Ball St.	1	3	231 A Bowling Green	0	3	290 H Binghamton	3	1			
			176 A Buffalo	0	3	122 H Eastern Mich.	0	3	307 H Bryant	3	0			
			166 H Kent St.	1	3	246 H Central Mich.	0	3	323 N Chicago St.	3	1			
			39 H Ohio	1	3	160 A Western Mich.	0	3	328 N N.C. A&T	3	0			
			114 A Miami (OH)	1	3	100 A Northern Ill.	0	3						

Non-Div. I Games:

Akron

Average RPI Win:		316	WON-LOST RECORD		WINNING PCT. RANK		LAST 10 GAMES		STRENGTH OF SCHEDULE		OPP. STRENGTH OF SCHEDULE		TEAM RPI		ADJ RPI		CONF. RPI		ADJ CONF. RPI				
Average RPI Loss:		167																					
DIV. I ONLY			10- 15		.4 221		5- 3		274		317		273		.39635 266		33		33				
DIV. I NON-CONF.			0- 14		0 318		0- 2		103		197		297		.36497 294		33		32				
TOTALS		RPI 1-25		RPI 26-50		W-L RECORDS		RPI 51-100		RPI 101-150		RPI 150+											
10- 15		0- 1		0- 1		OVERALL		0- 4		0- 2		10- 7											
6- 6		0- 0		0- 0		HOME		0- 0		0- 0		6- 6											
4- 3		0- 0		0- 0		AWAY		0- 1		0- 0		4- 0											
0- 6		0- 1		0- 0		NEUTRAL		0- 2		0- 2		0- 1											
0- 14		0- 1		0- 1		NON-CONFERENCE		0- 4		0- 2		0- 6											
0- 5		0- 0		0- 0		HOME		0- 0		0- 0		0- 5											
0- 3		0- 0		0- 1		AWAY		0- 2		0- 0		0- 0											
0- 6		0- 1		0- 0		NEUTRAL		0- 2		0- 2		0- 1											
10- 1		0- 0		0- 0		CONFERENCE		0- 0		0- 0		10- 1											
6- 1		0- 0		0- 0		HOME		0- 0		0- 0		6- 1											
4- 0		0- 0		0- 0		AWAY		0- 0		0- 0		4- 0											
0- 0		0- 0		0- 0		NEUTRAL		0- 0		0- 0		0- 0											
RPI	S	Opponent		Score		RPI	S	Opponent		Score		RPI	S	Opponent		Score							
25	N	Oklahoma		0	3	46	A	SMU		1	3	71	N	FGCU		0	3	121	N	Georgia Tech		0	3
												79	A	Texas-Arlington		1	3	132	N	Stephen F. Austin		0	3
												91	A	Rice		0	3	200	H	Houston Baptist		0	3
												93	N	Louisville		0	3	200	N	Houston Baptist		0	3
																		239	H	Grand Canyon		0	3
																		275	H	McNeese St.		0	3
																		287	H	Alabama St.		3	1
																		299	H	Tex.-Pan American		0	3
																		312	H	Jackson St.		3	2
																		313	A	Southern U.		3	2
																		313	H	Southern U.		1	3
																		314	A	Prairie View		3	1
																		314	H	Prairie View		3	1
																		314	H	Prairie View		3	0
																		319	A	Ark.-Pine Bluff		3	1
																		319	H	Ark.-Pine Bluff		3	0
																		320	H	New Orleans		1	3
																		332	A	Grambling		3	0
																		332	H	Grambling		3	0
LAST 10 GAMES																							
						313	H	Southern U.		1	3	313	A	Southern U.		3	2						
						332	H	Grambling		3	0	299	H	Tex.-Pan American		0	3						
						319	H	Ark.-Pine Bluff		3	0	319	A	Ark.-Pine Bluff		3	1						
						200	H	Houston Baptist		0	3	314	H	Prairie View		3	0						
						314	A	Prairie View		3	1	312	H	Jackson St.		3	2						

Non-Div. I Games: Tex. A&M-Kingsville 0 3 Huston-Tillotson 3 0

Texas Southern

Average RPI Win: 238		WON-LOST	WINNING	LAST 10	STRENGTH OF		OPP. STRENGTH	TEAM	ADJ		CONF.	ADJ CONF.
Average RPI Loss: 147		RECORD	PCT. RANK	GAMES	SCHEDULE		OF SCHEDULE	RPI	RPI		RPI	RPI
DIV. I ONLY		8- 21	.27586	275	1- 9		235	162	270		.39483	267
DIV. I NON-CONF.		4- 8	.33333	246	0- 0		291	223	276		.39425	280
TOTALS		RPI 1-25	RPI 26-50		W-L RECORDS		RPI 51-100		RPI 101-150		RPI 150+	
8- 21		0- 0	0- 2		OVERALL		0- 6		0- 2		8- 11	
4- 9		0- 0	0- 1		HOME		0- 3		0- 0		4- 5	
2- 10		0- 0	0- 1		AWAY		0- 3		0- 2		2- 4	
2- 2		0- 0	0- 0		NEUTRAL		0- 0		0- 0		2- 2	
4- 8		0- 0	0- 0		NON-CONFERENCE		0- 0		0- 1		4- 7	
2- 3		0- 0	0- 0		HOME		0- 0		0- 0		2- 3	
0- 3		0- 0	0- 0		AWAY		0- 0		0- 1		0- 2	
2- 2		0- 0	0- 0		NEUTRAL		0- 0		0- 0		2- 2	
4- 13		0- 0	0- 2		CONFERENCE		0- 6		0- 1		4- 4	
2- 6		0- 0	0- 1		HOME		0- 3		0- 0		2- 2	
2- 7		0- 0	0- 1		AWAY		0- 3		0- 1		2- 2	
0- 0		0- 0	0- 0		NEUTRAL		0- 0		0- 0		0- 0	
RPI S	Opponent	Score	RPI S	Opponent	Score	RPI S	Opponent	Score	RPI S	Opponent	Score	
			44 A	Illinois St.	0 3	67 A	Wichita St.	0 3	113 A	Northern Ky.	2 3	
			44 H	Illinois St.	0 3	67 H	Wichita St.	0 3	131 A	Southern Ill.	1 3	
						76 A	UNI	0 3	156 H	IUPUI	3 0	
						76 H	UNI	0 3	161 N	Youngstown St.	0 3	
						87 A	Missouri St.	0 3	166 A	Kent St.	1 3	
						87 H	Missouri St.	0 3	169 A	Belmont	2 3	
									172 A	Indiana St.	1 3	
									172 H	Indiana St.	0 3	
									198 A	Drake	3 1	
									198 H	Drake	0 3	
									210 H	Tennessee	1 3	
									217 N	New Hampshire	3 0	
									222 A	Loyola Chicago	3 1	
									222 H	Loyola Chicago	3 1	
									245 N	Kennesaw St.	1 3	
									246 H	Central Mich.	1 3	
									256 H	Austin Peay	1 3	
									294 A	Bradley	0 3	
									294 H	Bradley	3 0	
									298 N	Morehead St.	3 1	
									300 H	DePaul	3 1	
LAST 10 GAMES												
			87 A	Missouri St.	0 3	222 A	Loyola Chicago	3 1				
			67 A	Wichita St.	0 3	172 H	Indiana St.	0 3				
			76 H	UNI	0 3	44 H	Illinois St.	0 3				
			198 H	Drake	0 3	67 H	Wichita St.	0 3				
			294 A	Bradley	0 3	87 H	Missouri St.	0 3				

Non-Div. I Games:

Evansville

Average RPI Win:	241	WON-LOST	WINNING	LAST 10	STRENGTH OF	OPP. STRENGTH	TEAM	ADJ	CONF.	ADJ CONF.	
Average RPI Loss:	158	RECORD	PCT. RANK	GAMES	SCHEDULE	OF SCHEDULE	RPI	RPI	RPI	RPI	
DIV. I ONLY		6- 18	.25 282	3- 7		193	203	269	.39404 268	18 18	
DIV. I NON-CONF.		3- 7	.3 262	0- 0		241	225	272	.40194 274	18 18	
<hr/>											
TOTALS	RPI 1-25	RPI 26-50		W-L RECORDS		RPI 51-100		RPI 101-150		RPI 150+	
6- 18	0- 0	0- 0		OVERALL		0- 6		0- 2		6- 10	
2- 6	0- 0	0- 0		HOME		0- 2		0- 1		2- 3	
2- 8	0- 0	0- 0		AWAY		0- 3		0- 1		2- 4	
2- 4	0- 0	0- 0		NEUTRAL		0- 1		0- 0		2- 3	
3- 7	0- 0	0- 0		NON-CONFERENCE		0- 2		0- 0		3- 5	
0- 1	0- 0	0- 0		HOME		0- 0		0- 0		0- 1	
1- 2	0- 0	0- 0		AWAY		0- 1		0- 0		1- 1	
2- 4	0- 0	0- 0		NEUTRAL		0- 1		0- 0		2- 3	
3- 11	0- 0	0- 0		CONFERENCE		0- 4		0- 2		3- 5	
2- 5	0- 0	0- 0		HOME		0- 2		0- 1		2- 2	
1- 6	0- 0	0- 0		AWAY		0- 2		0- 1		1- 3	
0- 0	0- 0	0- 0		NEUTRAL		0- 0		0- 0		0- 0	
RPI S	Opponent	Score	RPI S	Opponent	Score	RPI S	Opponent	Score	RPI S	Opponent	Score
						57 A	Seton Hall	0 3	148 A	Princeton	0 3
						61 N	UNLV	0 3	148 H	Princeton	0 3
						69 A	Harvard	1 3	182 N	Rutgers	1 3
						69 H	Harvard	0 3	184 N	UConn	0 3
						80 A	Yale	0 3	195 A	Penn	1 3
						80 H	Yale	0 3	195 H	Penn	3 0
									197 A	Brown	2 3
									197 H	Brown	1 3
									213 A	Syracuse	1 3
									215 A	Columbia	1 3
									215 H	Columbia	3 2
									218 N	Colgate	1 3
									219 N	Siena	3 2
									238 A	Dartmouth	3 1
									238 H	Dartmouth	0 3
									272 N	Albany (NY)	3 1
									290 H	Binghamton	0 3
									304 A	Bucknell	3 0
<hr/>											
LAST 10 GAMES											
						69 A	Harvard	1 3	195 H	Penn	3 0
						238 A	Dartmouth	3 1	215 H	Columbia	3 2
						80 H	Yale	0 3	197 A	Brown	2 3
						197 H	Brown	1 3	80 A	Yale	0 3
						148 H	Princeton	0 3	238 H	Dartmouth	0 3

Non-Div. I Games:

Cornell

Average RPI Win: 280		WON-LOST RECORD		WINNING PCT. RANK		LAST 10 GAMES		STRENGTH OF SCHEDULE		OPP. STRENGTH OF SCHEDULE		TEAM RPI		ADJ RPI		CONF. RPI		ADJ CONF. RPI	
DIV. I ONLY		10- 15		.4 221		3- 7		265		280		259		.39328 269		29		29	
DIV. I NON-CONF.		6- 7		.46154 183		0- 0		179		214		202		.46586 208		28		28	
TOTALS		RPI 1-25		RPI 26-50		W-L RECORDS		RPI 51-100		RPI 101-150		RPI 150+							
10- 15		0- 3		0- 0		OVERALL		0- 0		0- 1		10- 11							
1- 7		0- 0		0- 0		HOME		0- 0		0- 1		1- 6							
5- 5		0- 2		0- 0		AWAY		0- 0		0- 0		5- 3							
4- 3		0- 1		0- 0		NEUTRAL		0- 0		0- 0		4- 2							
6- 7		0- 3		0- 0		NON-CONFERENCE		0- 0		0- 1		6- 3							
0- 2		0- 0		0- 0		HOME		0- 0		0- 1		0- 1							
2- 2		0- 2		0- 0		AWAY		0- 0		0- 0		2- 0							
4- 3		0- 1		0- 0		NEUTRAL		0- 0		0- 0		4- 2							
4- 8		0- 0		0- 0		CONFERENCE		0- 0		0- 0		4- 8							
1- 5		0- 0		0- 0		HOME		0- 0		0- 0		1- 5							
3- 3		0- 0		0- 0		AWAY		0- 0		0- 0		3- 3							
0- 0		0- 0		0- 0		NEUTRAL		0- 0		0- 0		0- 0							
RPI S	Opponent	Score		RPI S	Opponent	Score		RPI S	Opponent	Score		RPI S	Opponent	Score					
4 N	Washington	0	3									122 H	Eastern Mich.	0	3				
14 A	Arizona	0	3									186 N	Utah Valley	0	3				
21 A	BYU	0	3									189 A	Howard	3	1				
												201 N	Tulane	3	2				
												217 A	New Hampshire	0	3				
												217 H	New Hampshire	0	3				
												235 A	Stony Brook	1	3				
												235 H	Stony Brook	0	3				
												251 H	Coppin St.	0	3				
												251 N	Coppin St.	2	3				
												262 A	Hartford	3	2				
												262 H	Hartford	1	3				
												272 A	Albany (NY)	3	2				
												272 H	Albany (NY)	0	3				
												290 A	Binghamton	0	3				
												290 H	Binghamton	1	3				
												291 N	Weber St.	3	2				
												302 N	South Dakota St.	3	0				
												309 A	UMES	3	0				
												321 A	UMass Lowell	3	0				
												321 H	UMass Lowell	3	1				
												327 N	Fairleigh Dickinson	3	0				
				LAST 10 GAMES															
						272 H	Albany (NY)	0	3			217 A	New Hampshire	0	3				
						290 H	Binghamton	1	3			290 A	Binghamton	0	3				
						262 H	Hartford	1	3			272 A	Albany (NY)	3	2				
						235 H	Stony Brook	0	3			217 H	New Hampshire	0	3				
						321 A	UMass Lowell	3	0			321 H	UMass Lowell	3	1				

Non-Div. I Games:

UMBC

Average RPI Win: 294		WON-LOST RECORD		WINNING PCT. RANK		LAST 10 GAMES		STRENGTH OF SCHEDULE		OPP. STRENGTH OF SCHEDULE		TEAM RPI		ADJ RPI		CONF. RPI		ADJ CONF. RPI	
DIV. I ONLY		9- 21		.3 268		2- 8		255		255		279		.39298 270		15		15	
DIV. I NON-CONF.		8- 6		.57143 139		1- 0		277		327		221		.45848 222		12		13	
TOTALS		RPI 1-25		RPI 26-50		W-L RECORDS		RPI 51-100		RPI 101-150		RPI 150+							
9- 21		0- 0		0- 1		OVERALL		0- 4		0- 6		9- 10							
3- 9		0- 0		0- 1		HOME		0- 1		0- 3		3- 4							
2- 10		0- 0		0- 0		AWAY		0- 2		0- 2		2- 6							
4- 2		0- 0		0- 0		NEUTRAL		0- 1		0- 1		4- 0							
8- 6		0- 0		0- 0		NON-CONFERENCE		0- 2		0- 2		8- 2							
3- 1		0- 0		0- 0		HOME		0- 0		0- 1		3- 0							
1- 3		0- 0		0- 0		AWAY		0- 1		0- 0		1- 2							
4- 2		0- 0		0- 0		NEUTRAL		0- 1		0- 1		4- 0							
1- 15		0- 0		0- 1		CONFERENCE		0- 2		0- 4		1- 8							
0- 8		0- 0		0- 1		HOME		0- 1		0- 2		0- 4							
1- 7		0- 0		0- 0		AWAY		0- 1		0- 2		1- 4							
0- 0		0- 0		0- 0		NEUTRAL		0- 0		0- 0		0- 0							
RPI	S	Opponent		Score	RPI	S	Opponent		Score	RPI	S	Opponent		Score					
					42	H	Western Ky.		0 3	66	H	UTSA		1 3					
										75	A	Ole Miss		0 3					
										79	N	Texas-Arlington		0 3					
										91	A	Rice		0 3					
										108	A	North Texas		0 3					
										108	H	North Texas		0 3					
										119	N	Oakland		0 3					
										130	A	Fla. Atlantic		0 3					
										132	H	Stephen F. Austin		1 3					
										149	H	Marshall		0 3					
										160	A	Western Mich.		0 3					
										170	A	Southern Miss.		0 3					
										170	H	Southern Miss.		0 3					
										178	A	Charlotte		3 1					
										194	H	UTEP		1 3					
										209	A	Middle Tenn.		2 3					
										209	H	Middle Tenn.		0 3					
										232	A	UAB		0 3					
										249	A	FIU		1 3					
										249	H	FIU		0 3					
										275	A	McNeese St.		1 3					
										285	N	Lamar		3 1					
										289	N	Saint Francis (PA)		3 2					
										299	H	Tex.-Pan American		3 1					
										312	N	Jackson St.		3 0					
										312	N	Jackson St.		3 0					
										319	A	Ark.-Pine Bluff		3 0					
										320	H	New Orleans		3 0					
										332	H	Grambling		3 0					
				LAST 10 GAMES															
										249	A	FIU		1 3					
										149	H	Marshall		0 3					
										170	A	Southern Miss.		0 3					
										178	A	Charlotte		3 1					
										108	H	North Texas		0 3					
										332	H	Grambling		3 0					

Non-Div. I Games:

Louisiana Tech

Average RPI Win:	303	WON-LOST RECORD	WINNING PCT. RANK	LAST 10 GAMES	STRENGTH OF SCHEDULE	OPP. STRENGTH OF SCHEDULE	TEAM RPI	ADJ RPI	CONF. RPI	ADJ CONF. RPI	
DIV. I ONLY		13- 12	.52 163	5- 5	323	308	278	.39119	271	32 31	
DIV. I NON-CONF.		7- 6	.53846 147	0- 0	318	301	268	.41608	262	32 31	
<hr/>											
TOTALS	RPI 1-25	RPI 26-50		W-L RECORDS	RPI 51-100		RPI 101-150		RPI 150+		
13- 12	0- 0	0- 0		OVERALL	0- 0		0- 1		13- 11		
4- 2	0- 0	0- 0		HOME	0- 0		0- 0		4- 2		
3- 7	0- 0	0- 0		AWAY	0- 0		0- 0		3- 7		
6- 3	0- 0	0- 0		NEUTRAL	0- 0		0- 1		6- 2		
<hr/>											
7- 6	0- 0	0- 0		NON-CONFERENCE	0- 0		0- 1		7- 5		
0- 0	0- 0	0- 0		HOME	0- 0		0- 0		0- 0		
1- 3	0- 0	0- 0		AWAY	0- 0		0- 0		1- 3		
6- 3	0- 0	0- 0		NEUTRAL	0- 0		0- 1		6- 2		
<hr/>											
6- 6	0- 0	0- 0		CONFERENCE	0- 0		0- 0		6- 6		
4- 2	0- 0	0- 0		HOME	0- 0		0- 0		4- 2		
2- 4	0- 0	0- 0		AWAY	0- 0		0- 0		2- 4		
0- 0	0- 0	0- 0		NEUTRAL	0- 0		0- 0		0- 0		
<hr/>											
RPI S	Opponent	Score	RPI S	Opponent	Score	RPI S	Opponent	Score	RPI S	Opponent	Score
						106 N UNCW			0	3	
						154 N UNC Greensboro			1	3	
						174 N East Tenn. St.			0	3	
						177 A Hampton			0	3	
						177 H Hampton			1	3	
						178 A Charlotte			1	3	
						181 A East Carolina			2	3	
						189 A Howard			0	3	
						189 H Howard			0	3	
						251 A Coppin St.			2	3	
						251 H Coppin St.			3	1	
						273 N Sacramento St.			3	1	
						276 N Tennessee Tech			3	0	
						283 N George Mason			3	2	
						289 A Saint Francis (PA)			1	3	
						295 A Providence			3	1	
						309 A UMES			3	1	
						309 H UMES			3	1	
						318 A Norfolk St.			1	3	
						318 H Norfolk St.			3	1	
						322 A Delaware St.			3	0	
						322 H Delaware St.			3	0	
						324 N Loyola Maryland			3	0	
						327 N Fairleigh Dickinson			3	0	
						329 N Quinnipiac			3	0	
LAST 10 GAMES			322 H Delaware St.			3	0				
189 H Howard			0	3	251 A Coppin St.	2	3				
322 H Delaware St.			3	0	189 A Howard	0	3				
309 H UMES			3	1	309 A UMES	3	1				
177 A Hampton			0	3	322 A Delaware St.	3	0				
318 A Norfolk St.			1	3	318 H Norfolk St.	3	1				

Non-Div. I Games:

Morgan St.

Average RPI Win: 257		WON-LOST	WINNING	LAST 10	STRENGTH OF		OPP. STRENGTH	TEAM	ADJ	CONF.	ADJ CONF.
Average RPI Loss: 203		RECORD	PCT. RANK	GAMES	SCHEDULE		OF SCHEDULE	RPI	RPI	RPI	RPI
DIV. I ONLY		9- 15	.375	229	6- 4		267	277	264	.38711	272
DIV. I NON-CONF.		2- 10	.16667	293	0- 0		219	191	289	.37193	291
TOTALS		RPI 1-25	RPI 26-50		W-L RECORDS		RPI 51-100		RPI 101-150		RPI 150+
9- 15	0- 0	0- 0		OVERALL		0- 2		1- 1		8- 12	
3- 3	0- 0	0- 0		HOME		0- 0		0- 0		3- 3	
4- 6	0- 0	0- 0		AWAY		0- 1		0- 1		4- 4	
2- 6	0- 0	0- 0		NEUTRAL		0- 1		1- 0		1- 5	
2- 10	0- 0	0- 0		NON-CONFERENCE		0- 2		1- 1		1- 7	
0- 0	0- 0	0- 0		HOME		0- 0		0- 0		0- 0	
0- 4	0- 0	0- 0		AWAY		0- 1		0- 1		0- 2	
2- 6	0- 0	0- 0		NEUTRAL		0- 1		1- 0		1- 5	
7- 5	0- 0	0- 0		CONFERENCE		0- 0		0- 0		7- 5	
3- 3	0- 0	0- 0		HOME		0- 0		0- 0		3- 3	
4- 2	0- 0	0- 0		AWAY		0- 0		0- 0		4- 2	
0- 0	0- 0	0- 0		NEUTRAL		0- 0		0- 0		0- 0	
RPI S	Opponent	Score	RPI S	Opponent	Score	RPI S	Opponent	Score	RPI S	Opponent	Score
						51 N	Minnesota	0 3	128 A	Northern Ariz.	0 3
						80 A	Yale	1 3	135 N	Boston College	3 2
									157 N	Rhode Island	2 3
									168 A	Delaware	1 3
									213 A	Syracuse	0 3
									217 A	New Hampshire	3 0
									217 H	New Hampshire	1 3
									218 N	Colgate	1 3
									222 N	Loyola Chicago	0 3
									235 A	Stony Brook	1 3
									235 H	Stony Brook	3 1
									239 N	Grand Canyon	2 3
									262 A	Hartford	3 1
									262 H	Hartford	3 2
									268 N	Cornell	1 3
									269 A	UMBC	3 0
									269 H	UMBC	2 3
									290 A	Binghamton	1 3
									290 H	Binghamton	2 3
									293 N	UC Riverside	3 2
									321 A	UMass Lowell	3 0
									321 H	UMass Lowell	3 0
LAST 10 GAMES											
						269 A	UMBC	3 0	290 A	Binghamton	1 3
						235 A	Stony Brook	1 3	269 H	UMBC	2 3
						262 A	Hartford	3 1	262 H	Hartford	3 2
						321 H	UMass Lowell	3 0	235 H	Stony Brook	3 1
						217 H	New Hampshire	1 3	217 A	New Hampshire	3 0

Non-Div. I Games:

Albany (NY)

Average RPI Win:	202	WON-LOST RECORD	WINNING PCT. RANK	LAST 10 GAMES		STRENGTH OF SCHEDULE	OPP. STRENGTH OF SCHEDULE	TEAM RPI	ADJ RPI	CONF. RPI	ADJ CONF. RPI
DIV. I ONLY		8- 23	.25806 280	3- 7		181	235	266	.38665 273	22	22
DIV. I NON-CONF.		5- 10	.33333 246	0- 0		123	241	223	.448 232	20	20
TOTALS	RPI 1-25		RPI 26-50		W-L RECORDS		RPI 51-100			RPI 101-150	RPI 150+
8- 23	0- 0		0- 1		OVERALL		0- 2			2- 8	6- 12
1- 11	0- 0		0- 1		HOME		0- 0			1- 5	0- 5
3- 9	0- 0		0- 0		AWAY		0- 1			0- 3	3- 5
4- 3	0- 0		0- 0		NEUTRAL		0- 1			1- 0	3- 2
5- 10	0- 0		0- 1		NON-CONFERENCE		0- 1			1- 3	4- 5
0- 4	0- 0		0- 1		HOME		0- 0			0- 2	0- 1
1- 3	0- 0		0- 0		AWAY		0- 0			0- 1	1- 2
4- 3	0- 0		0- 0		NEUTRAL		0- 1			1- 0	3- 2
3- 13	0- 0		0- 0		CONFERENCE		0- 1			1- 5	2- 7
1- 7	0- 0		0- 0		HOME		0- 0			1- 3	0- 4
2- 6	0- 0		0- 0		AWAY		0- 1			0- 2	2- 3
0- 0	0- 0		0- 0		NEUTRAL		0- 0			0- 0	0- 0
RPI S Opponent Score			RPI S Opponent Score			RPI S Opponent Score				RPI S Opponent Score	
			34 H Loyola Marymount 0 3			65 N George Washington 0 3				109 A Idaho St. 0 3	
						92 A Northern Colo. 0 3				109 H Idaho St. 1 3	
										115 A Valparaiso 0 3	
										117 H North Dakota 1 3	
										120 H UC Santa Barbara 0 3	
										128 A Northern Ariz. 0 3	
										128 H Northern Ariz. 3 1	
										134 N Murray St. 3 1	
										137 H UC Davis 2 3	
										145 H Idaho 0 3	
										154 N UNC Greensboro 0 3	
										174 N East Tenn. St. 3 1	
										178 A Charlotte 3 1	
										191 A Cal Poly 0 3	
										207 A Portland St. 3 2	
										207 H Portland St. 0 3	
										221 N Bakersfield 3 1	
										224 H Eastern Wash. 2 3	
										226 H Fresno St. 2 3	
										228 A Southern Utah 2 3	
										228 H Southern Utah 2 3	
					LAST 10 GAMES					248 A Nevada 0 3	
			228 H Southern Utah 2 3			117 H North Dakota 1 3				258 A Montana 1 3	
			128 H Northern Ariz. 3 1			258 A Montana 1 3				261 A Montana St. 3 0	
			109 A Idaho St. 0 3			261 A Montana St. 3 0				271 N Morgan St. 1 3	
			291 A Weber St. 2 3			207 H Portland St. 0 3				291 A Weber St. 2 3	
			207 A Portland St. 3 2			92 A Northern Colo. 0 3				291 H Weber St. 2 3	

Non-Div. I Games:

Sacramento St.

RPI	S	Opponent	Score	
311	N	San Jose St.	3	2

Sacramento St.

S
a
c
r
a
m
e
n
t
o
S
t
.

S
a
c
r
a
m
e
n
t
o
S
t
.

Average RPI Win: 274		WON-LOST	WINNING	LAST 10	STRENGTH OF	OPP. STRENGTH	TEAM	ADJ	CONF.	ADJ CONF.		
Average RPI Loss: 148		RECORD	PCT. RANK	GAMES	SCHEDULE	OF SCHEDULE	RPI	RPI	RPI	RPI		
DIV. I ONLY		6- 26	.1875	309	1- 9	168	208	282	.38525	274	13	13
DIV. I NON-CONF.		5- 11	.3125	254	0- 0	265	260	274	.40085	275	17	17
<hr/>												
TOTALS		RPI 1-25		RPI 26-50		W-L RECORDS		RPI 51-100		RPI 101-150		RPI 150+
6- 26		0- 0		0- 1		OVERALL		0- 4		0- 10		6- 11
4- 9		0- 0		0- 0		HOME		0- 2		0- 5		4- 2
2- 11		0- 0		0- 0		AWAY		0- 2		0- 4		2- 5
0- 6		0- 0		0- 1		NEUTRAL		0- 0		0- 1		0- 4
5- 11		0- 0		0- 1		NON-CONFERENCE		0- 0		0- 4		5- 6
3- 2		0- 0		0- 0		HOME		0- 0		0- 2		3- 0
2- 3		0- 0		0- 0		AWAY		0- 0		0- 1		2- 2
0- 6		0- 0		0- 1		NEUTRAL		0- 0		0- 1		0- 4
1- 15		0- 0		0- 0		CONFERENCE		0- 4		0- 6		1- 5
1- 7		0- 0		0- 0		HOME		0- 2		0- 3		1- 2
0- 8		0- 0		0- 0		AWAY		0- 2		0- 3		0- 3
0- 0		0- 0		0- 0		NEUTRAL		0- 0		0- 0		0- 0
RPI	S	Opponent	Score	RPI	S	Opponent	Score	RPI	S	Opponent	Score	
				47	N	Purdue	0 3	82	A	Towson	1 3	
								82	H	Towson	1 3	
								96	A	Col. of Charleston	0 3	
								96	H	Col. of Charleston	0 3	
										103	N South Carolina	0 3
										104	A Hofstra	0 3
										104	H Hofstra	1 3
										106	A UNCW	0 3
										106	H UNCW	1 3
										133	A James Madison	1 3
										133	H James Madison	2 3
										143	A Wake Forest	1 3
										144	H Liberty	0 3
										147	H Maryland	1 3
										154	A UNC Greensboro	0 3
										164	N Winthrop	0 3
										168	A Delaware	0 3
										168	H Delaware	0 3
										179	N North Florida	2 3
										188	H High Point	3 2
										202	N Western Caro.	0 3
										214	A Campbell	1 3
										223	A Northeastern	2 3
										223	H Northeastern	0 3
										244	A William & Mary	1 3
										244	H William & Mary	3 2
										245	A Kennesaw St.	3 2
										279	N UNC Asheville	2 3
										311	H San Jose St.	3 1
										326	A N.C. Central	3 0
										328	H N.C. A&T	3 0
LAST 10 GAMES												
				82	A	Towson	1 3	244	H	William & Mary	3 2	
				168	A	Delaware	0 3	104	A	Hofstra	0 3	
				96	A	Col. of Charleston	0 3	223	A	Northeastern	2 3	
				106	A	UNCW	0 3	96	H	Col. of Charleston	0 3	
				133	H	James Madison	2 3	168	H	Delaware	0 3	

Non-Div. I Games:

Elon

Average RPI Win: 284		WON-LOST	WINNING	LAST 10	STRENGTH OF		OPP. STRENGTH	TEAM	ADJ	CONF.	ADJ CONF.									
Average RPI Loss: 196		RECORD	PCT. RANK	GAMES	SCHEDULE		OF SCHEDULE	RPI	RPI	RPI	RPI									
DIV. I ONLY		15- 17	.46875	188	5- 5		306	299	267	.38481	275	26	26							
DIV. I NON-CONF.		10- 6	.625	115	1- 0		293	319	211	.46284	212	26	25							
<hr/>																				
TOTALS		RPI 1-25		RPI 26-50		W-L RECORDS		RPI 51-100		RPI 101-150		RPI 150+								
15- 17		0- 0		0- 0		OVERALL		0- 2		1- 3		14- 12								
10- 6		0- 0		0- 0		HOME		0- 1		0- 2		10- 3								
4- 9		0- 0		0- 0		AWAY		0- 1		1- 1		3- 7								
1- 2		0- 0		0- 0		NEUTRAL		0- 0		0- 0		1- 2								
10- 6		0- 0		0- 0		NON-CONFERENCE		0- 2		1- 1		9- 3								
6- 2		0- 0		0- 0		HOME		0- 1		0- 1		6- 0								
3- 2		0- 0		0- 0		AWAY		0- 1		1- 0		2- 1								
1- 2		0- 0		0- 0		NEUTRAL		0- 0		0- 0		1- 2								
5- 11		0- 0		0- 0		CONFERENCE		0- 0		0- 2		5- 9								
4- 4		0- 0		0- 0		HOME		0- 0		0- 1		4- 3								
1- 7		0- 0		0- 0		AWAY		0- 0		0- 1		1- 6								
0- 0		0- 0		0- 0		NEUTRAL		0- 0		0- 0		0- 0								
RPI	S	Opponent	Score	RPI	S	Opponent	Score	RPI	S	Opponent	Score	RPI	S	Opponent	Score					
								53	A	Tulsa	0	3		124	A	Central Ark.	1	3		
								79	H	Texas-Arlington	1	3		130	A	Fla. Atlantic	3	2		
														132	H	Stephen F. Austin	0	3		
														139	H	Houston	1	3		
														167	A	A&M-Corpus Christi	0	3		
														173	N	Oral Roberts	0	3		
														183	N	Stetson	2	3		
														184	H	Sam Houston St.	0	3		
														200	A	Houston Baptist	1	3		
														242	H	Northwestern St.	2	3		
														250	H	La.-Monroe	3	0		
														253	A	Incarnate Word	2	3		
														253	H	Incarnate Word	1	3		
														255	A	Southeastern La.	1	3		
														255	H	Southeastern La.	3	0		
														266	A	Texas Southern	3	0		
														270	H	Louisiana Tech	3	1		
														276	H	Tennessee Tech	3	0		
														285	H	Lamar	3	2		
														286	A	Nicholls St.	0	3		
														286	H	Nicholls St.	3	0		
														297	A	Abilene Christian	1	3		
														306	N	Bethune-Cookman	3	1		
														312	A	Jackson St.	2	3		
														312	H	Jackson St.	3	1		
														314	H	Prairie View	3	1		
														320	A	New Orleans	3	0		
LAST 10 GAMES																				
						286	A	Nicholls St.	0	3	320	H	New Orleans	3	0	167	A	A&M-Corpus Christi	0	3
						320	A	New Orleans	3	0	200	A	Houston Baptist	1	3	312	H	Jackson St.	3	1
						253	A	Incarnate Word	2	3	333	A	Alcorn	3	0	314	H	Prairie View	3	1
						297	A	Abilene Christian	1	3	286	H	Nicholls St.	3	0	320	A	New Orleans	3	0
						255	H	Southeastern La.	3	0										

Non-Div. I Games:

McNeese St.

RPI	S	Opponent	Score	
320	H	New Orleans	3	0
333	A	Alcorn	3	0
333	H	Alcorn	3	0

McNeese St.

M
c
N
e
e
s
e
s
t
.

M
c
N
e
e
s
e
s
t
.

Average RPI Win:		275	WON-LOST RECORD		WINNING PCT. RANK		LAST 10 GAMES		STRENGTH OF SCHEDULE		OPP. STRENGTH OF SCHEDULE		TEAM RPI		ADJ RPI		CONF. RPI		ADJ CONF. RPI				
DIV. I ONLY			14- 18		.4375	209	6- 4		289		286		261		.3838		276	25		25			
DIV. I NON-CONF.			5- 11		.3125	254	0- 0		302		308		298		.35829		300	24		24			
TOTALS		RPI 1-25		RPI 26-50			W-L RECORDS			RPI 51-100			RPI 101-150			RPI 150+							
14- 18		0- 0		0- 1			OVERALL			0- 0			0- 3			14- 14							
6- 2		0- 0		0- 0			HOME			0- 0			0- 0			6- 2							
3- 10		0- 0		0- 1			AWAY			0- 0			0- 2			3- 7							
5- 6		0- 0		0- 0			NEUTRAL			0- 0			0- 1			5- 5							
5- 11		0- 0		0- 1			NON-CONFERENCE			0- 0			0- 2			5- 8							
0- 0		0- 0		0- 0			HOME			0- 0			0- 0			0- 0							
0- 5		0- 0		0- 1			AWAY			0- 0			0- 1			0- 3							
5- 6		0- 0		0- 0			NEUTRAL			0- 0			0- 1			5- 5							
9- 7		0- 0		0- 0			CONFERENCE			0- 0			0- 1			9- 6							
6- 2		0- 0		0- 0			HOME			0- 0			0- 0			6- 2							
3- 5		0- 0		0- 0			AWAY			0- 0			0- 1			3- 4							
0- 0		0- 0		0- 0			NEUTRAL			0- 0			0- 0			0- 0							
RPI	S	Opponent		Score		RPI	S	Opponent		Score		RPI	S	Opponent		Score		RPI	S	Opponent		Score	
						42	A	Western Ky.		0	3			106	N	UNCW		1	3				
														110	A	Appalachian St.		0	3				
														134	A	Murray St.		0	3				
														169	A	Belmont		0	3				
														169	H	Belmont		0	3				
														171	N	Cleveland St.		0	3				
														181	A	East Carolina		0	3				
														187	A	Eastern Ky.		3	2				
														187	H	Eastern Ky.		1	3				
														210	N	Tennessee		0	3				
														227	H	Eastern Ill.		3	1				
														230	H	SIUE		3	2				
														241	N	Gardner-Webb		3	2				
														243	A	Southeast Mo. St.		0	3				
														247	A	Jacksonville St.		1	3				
														247	H	Jacksonville St.		3	1				
														250	N	La.-Monroe		0	3				
														254	N	USC Upstate		1	3				
														256	A	Austin Peay		1	3				
														264	H	UT Martin		3	1				
														271	N	Morgan St.		0	3				
														275	A	McNeese St.		0	3				
														282	A	Tennessee St.		3	2				
														282	H	Tennessee St.		3	1				
														292	A	Wofford		0	3				
														298	A	Morehead St.		3	1				
														298	H	Morehead St.		3	0				
						LAST 10 GAMES																	
						264	H	UT Martin		3	1	256	A	Austin Peay		1	3	282	A	Tennessee St.		3	2
						247	H	Jacksonville St.		3	1	298	H	Morehead St.		3	0	282	H	Tennessee St.		3	1
						169	A	Belmont		0	3	187	H	Eastern Ky.		1	3	292	A	Wofford		0	3
						282	A	Tennessee St.		3	2	187	A	Eastern Ky.		3	2	298	A	Morehead St.		3	1
						134	A	Murray St.		0	3	298	A	Morehead St.		3	1	298	H	Morehead St.		3	0

Non-Div. I Games:

Tennessee Tech

RPI	S	Opponent	Score	
314	N	Prairie View	3	0
318	N	Norfolk St.	3	2
328	N	N.C. A&T	3	1
333	N	Alcorn	3	0

Tennessee Tech

T
e
n
n
e
s
s
e
e
T
e
c
h

T
e
n
n
e
s
s
e
e
T
e
c
h

Average RPI Win: 208		WON-LOST RECORD		WINNING PCT. RANK		LAST 10 GAMES		STRENGTH OF SCHEDULE		OPP. STRENGTH OF SCHEDULE		TEAM RPI		ADJ RPI		CONF. RPI		ADJ CONF. RPI					
DIV. I ONLY		1- 28		.03448 333		0- 10		73		169		292		.38217 277		16		16					
DIV. I NON-CONF.		1- 12		.07692 316		0- 0		54		131		251		.43433 249		16		16					
TOTALS		RPI 1-25		RPI 26-50		W-L RECORDS		RPI 51-100		RPI 101-150		RPI 150+											
1- 28		0- 1		0- 1		OVERALL		0- 7		0- 6		1- 13											
1- 11		0- 0		0- 1		HOME		0- 2		0- 3		1- 5											
0- 11		0- 0		0- 0		AWAY		0- 3		0- 3		0- 5											
0- 6		0- 1		0- 0		NEUTRAL		0- 2		0- 0		0- 3											
1- 12		0- 1		0- 0		NON-CONFERENCE		0- 5		0- 1		1- 5											
1- 3		0- 0		0- 0		HOME		0- 1		0- 1		1- 1											
0- 3		0- 0		0- 0		AWAY		0- 2		0- 0		0- 1											
0- 6		0- 1		0- 0		NEUTRAL		0- 2		0- 0		0- 3											
0- 16		0- 0		0- 1		CONFERENCE		0- 2		0- 5		0- 8											
0- 8		0- 0		0- 1		HOME		0- 1		0- 2		0- 4											
0- 8		0- 0		0- 0		AWAY		0- 1		0- 3		0- 4											
0- 0		0- 0		0- 0		NEUTRAL		0- 0		0- 0		0- 0											
RPI	S	Opponent		Score		RPI	S	Opponent		Score		RPI	S	Opponent		Score							
21	N	BYU		0 3		39	H	Ohio		0 3		51	H	Minnesota		0 3		114	A	Miami (OH)		2 3	
												74	A	West Virginia		0 3		115	H	Valparaiso		0 3	
												77	N	Dayton		1 3		122	A	Eastern Mich.		1 3	
												91	N	Rice		0 3		122	H	Eastern Mich.		1 3	
												95	A	North Carolina St.		0 3		126	A	Ball St.		1 3	
												100	A	Northern Ill.		0 3		126	H	Ball St.		0 3	
												100	H	Northern Ill.		1 3		153	H	Duquesne		1 3	
																		156	N	IUPUI		0 3	
																		160	A	Western Mich.		0 3	
																		160	H	Western Mich.		1 3	
																		166	H	Kent St.		0 3	
																		171	A	Cleveland St.		0 3	
																		176	H	Buffalo		2 3	
																		184	N	UConn		0 3	
																		199	N	Navy		2 3	
																		208	H	IPFW		3 2	
																		231	A	Bowling Green		1 3	
																		246	A	Central Mich.		0 3	
																		246	H	Central Mich.		0 3	
																		265	A	Akron		2 3	
						LAST 10 GAMES																	

Non-Div. I Games:

Toledo

Average RPI Win: 251		WON-LOST	WINNING	LAST 10	STRENGTH OF		OPP. STRENGTH	TEAM	ADJ		CONF.	ADJ CONF.
Average RPI Loss: 154		RECORD	PCT. RANK	GAMES	SCHEDULE		OF SCHEDULE	RPI	RPI		RPI	RPI
DIV. I ONLY		6- 23	.2069	303	2- 8		211	188	285		.38192	278
DIV. I NON-CONF.		2- 11	.15385	301	0- 0		187	162	286		.38505	287
TOTALS		RPI 1-25	RPI 26-50		W-L RECORDS		RPI 51-100		RPI 101-150		RPI 150+	
6- 23		0- 0	0- 0		OVERALL		0- 6		0- 3		6- 14	
3- 9		0- 0	0- 0		HOME		0- 2		0- 1		3- 6	
3- 8		0- 0	0- 0		AWAY		0- 2		0- 2		3- 4	
0- 6		0- 0	0- 0		NEUTRAL		0- 2		0- 0		0- 4	
2- 11		0- 0	0- 0		NON-CONFERENCE		0- 2		0- 3		2- 6	
1- 3		0- 0	0- 0		HOME		0- 0		0- 1		1- 2	
1- 2		0- 0	0- 0		AWAY		0- 0		0- 2		1- 0	
0- 6		0- 0	0- 0		NEUTRAL		0- 2		0- 0		0- 4	
4- 12		0- 0	0- 0		CONFERENCE		0- 4		0- 0		4- 8	
2- 6		0- 0	0- 0		HOME		0- 2		0- 0		2- 4	
2- 6		0- 0	0- 0		AWAY		0- 2		0- 0		2- 4	
0- 0		0- 0	0- 0		NEUTRAL		0- 0		0- 0		0- 0	
RPI S	Opponent	Score	RPI S	Opponent	Score	RPI S	Opponent	Score	RPI S	Opponent	Score	
						83 N	Butler	2 3	111 A	Indiana	0 3	
						89 A	South Dakota	0 3	126 A	Ball St.	0 3	
						89 H	South Dakota	0 3	129 H	Saint Louis	0 3	
						90 A	Denver	0 3	156 A	IUPUI	0 3	
						90 H	Denver	0 3	156 H	IUPUI	0 3	
						92 N	Northern Colo.	1 3	165 A	North Dakota St.	1 3	
									165 H	North Dakota St.	1 3	
									173 A	Oral Roberts	2 3	
									173 H	Oral Roberts	2 3	
									176 N	Buffalo	0 3	
									176 N	Buffalo	1 3	
									187 N	Eastern Ky.	0 3	
									193 A	Ill.-Chicago	3 2	
									194 H	UTEP	1 3	
									208 A	IPFW	3 1	
									208 H	IPFW	3 0	
									227 H	Eastern Ill.	2 3	
									227 N	Eastern Ill.	0 3	
									237 A	Omaha	0 3	
									237 H	Omaha	1 3	
									294 H	Bradley	3 1	
									302 A	South Dakota St.	3 2	
									302 H	South Dakota St.	3 0	
LAST 10 GAMES												
						302 A	South Dakota St.	3 2	90 A	Denver	0 3	
						237 A	Omaha	0 3	173 A	Oral Roberts	2 3	
						156 A	IUPUI	0 3	208 A	IPFW	3 1	
						89 H	South Dakota	0 3	173 H	Oral Roberts	2 3	
						165 H	North Dakota St.	1 3	156 H	IUPUI	0 3	

Non-Div. I Games:

Western Ill.

Average RPI Win:		242	WON-LOST RECORD		WINNING PCT. RANK		LAST 10 GAMES		STRENGTH OF SCHEDULE		OPP. STRENGTH OF SCHEDULE		TEAM RPI		ADJ RPI		CONF. RPI		ADJ CONF. RPI				
DIV. I ONLY			8- 22		.26667 277		4- 6		216		243		275		.38174 279		20		21				
DIV. I NON-CONF.			4- 12		.25 275		1- 0		296		245		299		.36375 296		22		22				
TOTALS		RPI 1-25		RPI 26-50		W-L RECORDS		RPI 51-100		RPI 101-150		RPI 150+											
8- 22		0- 0		0- 1		OVERALL		0- 6		1- 2		7- 13											
2- 7		0- 0		0- 0		HOME		0- 2		0- 1		2- 4											
5- 9		0- 0		0- 0		AWAY		0- 2		1- 1		4- 6											
1- 6		0- 0		0- 1		NEUTRAL		0- 2		0- 0		1- 3											
4- 12		0- 0		0- 1		NON-CONFERENCE		0- 3		0- 1		4- 7											
1- 1		0- 0		0- 0		HOME		0- 0		0- 0		1- 1											
2- 5		0- 0		0- 0		AWAY		0- 1		0- 1		2- 3											
1- 6		0- 0		0- 1		NEUTRAL		0- 2		0- 0		1- 3											
4- 10		0- 0		0- 0		CONFERENCE		0- 3		1- 1		3- 6											
1- 6		0- 0		0- 0		HOME		0- 2		0- 1		1- 3											
3- 4		0- 0		0- 0		AWAY		0- 1		1- 0		2- 3											
0- 0		0- 0		0- 0		NEUTRAL		0- 0		0- 0		0- 0											
RPI	S	Opponent		Score		RPI	S	Opponent		Score		RPI	S	Opponent		Score		RPI	S	Opponent		Score	
						47	N	Purdue	0	3			69	N	Harvard	0	3	112	A	Georgia	0	3	
													85	H	Coastal Caro.	0	3	144	A	Liberty	3	0	
													94	A	Clemson	0	3	144	H	Liberty	1	3	
													95	N	North Carolina St.	0	3	162	A	Jacksonville	0	3	
													98	A	Radford	0	3	164	A	Winthrop	1	3	
													98	H	Radford	1	3	164	H	Winthrop	3	2	
																		179	A	North Florida	0	3	
																		188	A	High Point	0	3	
																		192	A	Presbyterian	3	2	
																		192	H	Presbyterian	2	3	
																		202	H	Western Caro.	0	3	
																		214	A	Campbell	3	1	
																		236	N	Troy	0	3	
																		241	A	Gardner-Webb	2	3	
																		241	H	Gardner-Webb	2	3	
																		245	A	Kennesaw St.	2	3	
																		254	N	USC Upstate	1	3	
																		274	N	Elon	3	2	
																		286	N	Nicholls St.	0	3	
																		292	H	Wofford	3	1	
																		303	H	Charleston So.	1	3	
																		326	A	N.C. Central	3	0	
																		331	A	South Carolina St.	3	0	
				LAST 10 GAMES																			
						98	A	Radford	0	3	188	A	High Point	0	3	331	A						
						144	A	Liberty	3	0	85	H	Coastal Caro.	0	3								
						164	H	Winthrop	3	2	303	H	Charleston So.	1	3								
						192	H	Presbyterian	2	3	331	A	South Carolina St.	3	0								
						214	A	Campbell	3	1	241	H	Gardner-Webb	2	3								

Non-Div. I Games:

UNC Asheville

Average RPI Win:	251	WON-LOST RECORD	WINNING PCT. RANK	LAST 10 GAMES	STRENGTH OF SCHEDULE	OPP. STRENGTH OF SCHEDULE	TEAM RPI	ADJ RPI	CONF. RPI	ADJ CONF. RPI		
Average RPI Loss:	186											
DIV. I ONLY		11- 19	.36667	233	6- 4	270	276	268	.38155	280	23	23
DIV. I NON-CONF.		5- 9	.35714	240	1- 0	311	296	295	.36262	298	25	26
<hr/>												
TOTALS	RPI 1-25	RPI 26-50		W-L RECORDS		RPI 51-100		RPI 101-150		RPI 150+		
11- 19	0- 0	0- 0		OVERALL		1- 4		1- 1		9- 14		
4- 5	0- 0	0- 0		HOME		0- 1		1- 0		3- 4		
5- 8	0- 0	0- 0		AWAY		1- 2		0- 1		4- 5		
2- 6	0- 0	0- 0		NEUTRAL		0- 1		0- 0		2- 5		
<hr/>												
5- 9	0- 0	0- 0		NON-CONFERENCE		1- 2		0- 0		4- 7		
1- 0	0- 0	0- 0		HOME		0- 0		0- 0		1- 0		
2- 3	0- 0	0- 0		AWAY		1- 1		0- 0		1- 2		
2- 6	0- 0	0- 0		NEUTRAL		0- 1		0- 0		2- 5		
<hr/>												
6- 10	0- 0	0- 0		CONFERENCE		0- 2		1- 1		5- 7		
3- 5	0- 0	0- 0		HOME		0- 1		1- 0		2- 4		
3- 5	0- 0	0- 0		AWAY		0- 1		0- 1		3- 3		
0- 0	0- 0	0- 0		NEUTRAL		0- 0		0- 0		0- 0		
<hr/>												
RPI S	Opponent	Score	RPI S	Opponent	Score	RPI S	Opponent	Score	RPI S	Opponent	Score	
						73 A	Furman	0 3	146 A	Samford	0 3	
						73 H	Furman	1 3	146 H	Samford	3 2	
						75 A	Ole Miss	0 3	154 A	UNC Greensboro	0 3	
						84 N	Memphis	1 3	154 H	UNC Greensboro	1 3	
						96 A	Col. of Charleston	3 0	166 N	Kent St.	3 1	
									174 A	East Tenn. St.	1 3	
									174 H	East Tenn. St.	1 3	
									202 A	Western Caro.	2 3	
									202 H	Western Caro.	3 1	
									210 A	Tennessee	2 3	
									232 N	UAB	1 3	
									236 A	Troy	2 3	
									240 A	Chattanooga	3 2	
									240 H	Chattanooga	1 3	
									247 N	Jacksonville St.	0 3	
									247 N	Jacksonville St.	1 3	
									256 N	Austin Peay	0 3	
									260 N	Davidson	0 3	
									292 A	Wofford	3 2	
									292 H	Wofford	0 3	
									316 A	Citadel	3 0	
									316 H	Citadel	3 1	
									317 N	Alabama A&M	3 0	
									334 A	Savannah St.	3 0	
									334 H	Savannah St.	3 0	
LAST 10 GAMES												
						174 H	East Tenn. St.	1 3	316 H	Citadel	3 1	
						202 H	Western Caro.	3 1	334 A	Savannah St.	3 0	
						73 A	Furman	0 3	240 A	Chattanooga	3 2	
						154 A	UNC Greensboro	0 3	73 H	Furman	1 3	
						146 H	Samford	3 2	292 A	Wofford	3 2	

Non-Div. I Games:

Mercer

Average RPI Win: 289		WON-LOST	WINNING	LAST 10	STRENGTH OF		OPP. STRENGTH	TEAM	ADJ		CONF.	ADJ CONF.	
Average RPI Loss: 151		RECORD	PCT. RANK	GAMES	SCHEDULE		OF SCHEDULE	RPI	RPI		RPI	RPI	
DIV. I ONLY		5- 23	.17857	311	2- 8		162	249	286	.38093	281	17	17
DIV. I NON-CONF.		3- 11	.21429	289	0- 0		161	305	281	.38986	283	15	15
TOTALS		RPI 1-25	RPI 26-50		W-L RECORDS		RPI 51-100		RPI 101-150		RPI 150+		
5- 23	0- 0	0- 0		OVERALL		0- 3		0- 8		5- 12			
1- 10	0- 0	0- 0		HOME		0- 2		0- 3		1- 5			
1- 10	0- 0	0- 0		AWAY		0- 1		0- 2		1- 7			
3- 3	0- 0	0- 0		NEUTRAL		0- 0		0- 3		3- 0			
3- 11	0- 0	0- 0		NON-CONFERENCE		0- 1		0- 4		3- 6			
0- 4	0- 0	0- 0		HOME		0- 1		0- 1		0- 2			
0- 4	0- 0	0- 0		AWAY		0- 0		0- 0		0- 4			
3- 3	0- 0	0- 0		NEUTRAL		0- 0		0- 3		3- 0			
2- 12	0- 0	0- 0		CONFERENCE		0- 2		0- 4		2- 6			
1- 6	0- 0	0- 0		HOME		0- 1		0- 2		1- 3			
1- 6	0- 0	0- 0		AWAY		0- 1		0- 2		1- 3			
0- 0	0- 0	0- 0		NEUTRAL		0- 0		0- 0		0- 0			
RPI S	Opponent	Score	RPI S	Opponent	Score	RPI S	Opponent	Score	RPI S	Opponent	Score		
						77 H	Dayton	2 3	113 H	Northern Ky.	0 3		
						99 A	Milwaukee	1 3	113 N	Northern Ky.	0 3		
						99 H	Milwaukee	0 3	115 A	Valparaiso	0 3		
									115 H	Valparaiso	0 3		
									119 A	Oakland	0 3		
									119 H	Oakland	0 3		
									134 N	Murray St.	0 3		
									144 N	Liberty	2 3		
									161 A	Youngstown St.	0 3		
									161 H	Youngstown St.	1 3		
									169 A	Belmont	1 3		
									171 A	Cleveland St.	0 3		
									171 H	Cleveland St.	0 3		
									172 A	Indiana St.	0 3		
									187 A	Eastern Ky.	1 3		
									187 H	Eastern Ky.	0 3		
									193 A	Ill.-Chicago	0 3		
									193 H	Ill.-Chicago	0 3		
									231 H	Bowling Green	2 3		
									233 A	Green Bay	3 2		
									233 H	Green Bay	3 0		
									240 A	Chattanooga	2 3		
									323 N	Chicago St.	3 0		
									328 N	N.C. A&T	3 0		
									330 N	Mississippi Val.	3 0		
LAST 10 GAMES													
						99 H	Milwaukee	0 3	171 H	Cleveland St.	0 3		
						233 H	Green Bay	3 0	161 H	Youngstown St.	1 3		
						193 A	Ill.-Chicago	0 3	233 A	Green Bay	3 2		
						115 A	Valparaiso	0 3	99 A	Milwaukee	1 3		
						119 H	Oakland	0 3	115 H	Valparaiso	0 3		































Non-Div. I Games:

Wright St.

Average RPI Win: 267		WON-LOST	WINNING	LAST 10	STRENGTH OF		OPP. STRENGTH	TEAM	ADJ	CONF.	ADJ CONF.
Average RPI Loss: 180		RECORD	PCT. RANK	GAMES	SCHEDULE		OF SCHEDULE	RPI	RPI	RPI	RPI
DIV. I ONLY		10- 21	.32258	252	2- 8		261	246	274	.38077	282
DIV. I NON-CONF.		6- 9	.4	220	0- 0		230	212	245	.44658	236
TOTALS		RPI 1-25	RPI 26-50		W-L RECORDS		RPI 51-100		RPI 101-150		RPI 150+
10- 21	0- 0		0- 1		OVERALL		0- 3		0- 3		10- 14
4- 6	0- 0		0- 0		HOME		0- 0		0- 1		4- 5
3- 10	0- 0		0- 0		AWAY		0- 3		0- 0		3- 7
3- 5	0- 0		0- 1		NEUTRAL		0- 0		0- 2		3- 2
6- 9	0- 0		0- 1		NON-CONFERENCE		0- 3		0- 2		6- 3
2- 0	0- 0		0- 0		HOME		0- 0		0- 0		2- 0
1- 4	0- 0		0- 0		AWAY		0- 3		0- 0		1- 1
3- 5	0- 0		0- 1		NEUTRAL		0- 0		0- 2		3- 2
4- 12	0- 0		0- 0		CONFERENCE		0- 0		0- 1		4- 11
2- 6	0- 0		0- 0		HOME		0- 0		0- 1		2- 5
2- 6	0- 0		0- 0		AWAY		0- 0		0- 0		2- 6
0- 0	0- 0		0- 0		NEUTRAL		0- 0		0- 0		0- 0
RPI S	Opponent	Score	RPI S	Opponent	Score	RPI S	Opponent	Score	RPI S	Opponent	Score
			48 N	Michigan	0 3	70 A	Arkansas	0 3	110 N	Appalachian St.	0 3
						93 A	Louisville	0 3	132 N	Stephen F. Austin	0 3
						94 A	Clemson	2 3	134 H	Murray St.	0 3
									152 A	Cincinnati	1 3
									152 N	Cincinnati	1 3
									169 A	Belmont	0 3
									169 H	Belmont	1 3
									174 H	East Tenn. St.	3 1
									187 A	Eastern Ky.	1 3
									187 H	Eastern Ky.	1 3
									227 H	Eastern Ill.	3 2
									230 A	SIUE	3 1
									243 A	Southeast Mo. St.	0 3
									244 N	William & Mary	3 2
									246 N	Central Mich.	1 3
									247 A	Jacksonville St.	0 3
									247 H	Jacksonville St.	2 3
									256 H	Austin Peay	0 3
									264 A	UT Martin	3 2
									276 A	Tennessee Tech	1 3
									276 H	Tennessee Tech	2 3
									292 N	Wofford	3 1
									298 A	Morehead St.	1 3
									298 H	Morehead St.	3 2
									303 N	Charleston So.	3 0
									317 A	Alabama A&M	3 1
									319 H	Ark.-Pine Bluff	3 0
LAST 10 GAMES			227 H	Eastern Ill.	3 2	187 A	Eastern Ky.	1 3	298 A	Morehead St.	1 3
			169 A	Belmont	0 3	243 A	Southeast Mo. St.	0 3	298 H	Morehead St.	3 2
			247 H	Jacksonville St.	2 3	264 A	UT Martin	3 2	303 N	Charleston So.	3 0
			276 H	Tennessee Tech	2 3	134 H	Murray St.	0 3	317 A	Alabama A&M	3 1
			298 A	Morehead St.	1 3	256 H	Austin Peay	0 3	319 H	Ark.-Pine Bluff	3 0

Non-Div. I Games:

Tennessee St.

Average RPI Win: 272		WON-LOST	WINNING	LAST 10	STRENGTH OF		OPP. STRENGTH	TEAM	ADJ	CONF.	ADJ CONF.
Average RPI Loss: 159		RECORD	PCT. RANK	GAMES	SCHEDULE		OF SCHEDULE	RPI	RPI	RPI	RPI
DIV. I ONLY		6- 21	.22222	296	1- 9		223	221	288	.37993	283
DIV. I NON-CONF.		4- 9	.30769	256	0- 0		203	273	263	.40991	269
TOTALS		RPI 1-25	RPI 26-50		W-L RECORDS		RPI 51-100		RPI 101-150		RPI 150+
6- 21	0- 0	0- 0		OVERALL		0- 6		0- 3		6- 12	
2- 11	0- 0	0- 0		HOME		0- 4		0- 2		2- 5	
2- 7	0- 0	0- 0		AWAY		0- 2		0- 0		2- 5	
2- 3	0- 0	0- 0		NEUTRAL		0- 0		0- 1		2- 2	
4- 9	0- 0	0- 0		NON-CONFERENCE		0- 1		0- 2		4- 6	
1- 5	0- 0	0- 0		HOME		0- 1		0- 1		1- 3	
1- 1	0- 0	0- 0		AWAY		0- 0		0- 0		1- 1	
2- 3	0- 0	0- 0		NEUTRAL		0- 0		0- 1		2- 2	
2- 12	0- 0	0- 0		CONFERENCE		0- 5		0- 1		2- 6	
1- 6	0- 0	0- 0		HOME		0- 3		0- 1		1- 2	
1- 6	0- 0	0- 0		AWAY		0- 2		0- 0		1- 4	
0- 0	0- 0	0- 0		NEUTRAL		0- 0		0- 0		0- 0	
RPI S	Opponent	Score	RPI S	Opponent	Score	RPI S	Opponent	Score	RPI S	Opponent	Score
						65 A	George Washington	0 	129 H	Saint Louis	0 
						65 H	George Washington	1 	147 H	Maryland	2 
						72 A	VCU	0 	148 N	Princeton	2 
						72 H	VCU	0 	153 A	Duquesne	0 
						77 H	Dayton	0 	157 A	Rhode Island	0 
						86 H	American	0 	157 H	Rhode Island	1 
									168 A	Delaware	0 
									174 H	East Tenn. St.	0 
									180 H	Lehigh	0 
									189 N	Howard	1 
									205 H	Georgetown	1 
									212 N	Manhattan	3 2
									244 H	William & Mary	3 1
									257 A	La Salle	1 
									260 A	Davidson	3 2
									260 H	Davidson	1 
									271 N	Morgan St.	2 
									289 A	Saint Francis (PA)	3 1
									301 A	Fordham	1 
									301 H	Fordham	3 0
									324 N	Loyola Maryland	3 0
			LAST 10 GAMES								
			301 A	Fordham	1 	257 A	La Salle	1 			
			157 A	Rhode Island	0 	153 A	Duquesne	0 			
			72 H	VCU	0 	260 A	Davidson	3 2			
			260 H	Davidson	1 	72 A	VCU	0 			
			65 A	George Washington	0 	129 H	Saint Louis	0 			

Non-Div. I Games:

George Mason

Average RPI Win: 282		WON-LOST RECORD		WINNING PCT. RANK		LAST 10 GAMES		STRENGTH OF SCHEDULE		OPP. STRENGTH OF SCHEDULE		TEAM RPI		ADJ RPI		CONF. RPI		ADJ CONF. RPI	
DIV. I ONLY		7- 20		.25926 279		2- 8		204		294		281		.3786 284		27		27	
DIV. I NON-CONF.		1- 10		.09091 314		0- 1		101		283		283		.39199 282		27		27	
TOTALS		RPI 1-25		RPI 26-50		W-L RECORDS		RPI 51-100		RPI 101-150		RPI 150+							
7- 20		0- 0		0- 0		OVERALL		0- 3		0- 3		7- 14							
3- 7		0- 0		0- 0		HOME		0- 1		0- 0		3- 6							
3- 8		0- 0		0- 0		AWAY		0- 2		0- 1		3- 5							
1- 5		0- 0		0- 0		NEUTRAL		0- 0		0- 2		1- 3							
1- 10		0- 0		0- 0		NON-CONFERENCE		0- 1		0- 3		1- 6							
0- 2		0- 0		0- 0		HOME		0- 0		0- 0		0- 2							
0- 3		0- 0		0- 0		AWAY		0- 1		0- 1		0- 1							
1- 5		0- 0		0- 0		NEUTRAL		0- 0		0- 2		1- 3							
6- 10		0- 0		0- 0		CONFERENCE		0- 2		0- 0		6- 8							
3- 5		0- 0		0- 0		HOME		0- 1		0- 0		3- 4							
3- 5		0- 0		0- 0		AWAY		0- 1		0- 0		3- 4							
0- 0		0- 0		0- 0		NEUTRAL		0- 0		0- 0		0- 0							
RPI	S	Opponent		Score	RPI	S	Opponent		Score	RPI	S	Opponent		Score	RPI	S	Opponent		Score
							60	A	Temple	0	3		119	N	Oakland	0	3		
							86	A	American	0	3		135	A	Boston College	0	3		
							86	H	American	0	3		148	N	Princeton	1	3		
												151	N	Marist	0	3			
												178	N	Charlotte	0	3			
												180	A	Lehigh	0	3			
												180	H	Lehigh	2	3			
												197	A	Brown	0	3			
												199	A	Navy	0	3			
												199	H	Navy	0	3			
												206	A	Army	3	1			
												206	H	Army	1	3			
												218	A	Colgate	2	3			
												218	H	Colgate	3	2			
												262	H	Hartford	2	3			
												262	N	Hartford	2	3			
												290	N	Binghamton	3	1			
												304	A	Bucknell	1	3			
												304	H	Bucknell	3	1			
												307	H	Bryant	2	3			
												308	A	Lafayette	3	2			
												308	H	Lafayette	2	3			
												324	A	Loyola Maryland	3	1			
												324	H	Loyola Maryland	3	0			
					LAST 10 GAMES														
							308	H	Lafayette	2	3		307	H	Bryant	2	3		
							199	H	Navy	0	3		180	H	Lehigh	2	3		
							324	A	Loyola Maryland	3	1		304	H	Bucknell	3	1		
							86	A	American	0	3		206	H	Army	1	3		
							218	A	Colgate	2	3		199	A	Navy	0	3		

Non-Div. I Games:

Holy Cross

Average RPI Win: 251		WON-LOST RECORD		WINNING PCT. RANK		LAST 10 GAMES		STRENGTH OF SCHEDULE		OPP. STRENGTH OF SCHEDULE		TEAM RPI		ADJ RPI		CONF. RPI		ADJ CONF. RPI					
DIV. I ONLY		5- 23		.17857 311		2- 8		153		240		283		.37817 285		26		26					
DIV. I NON-CONF.		0- 12		0 318		0- 0		99		129		291		.38566 286		26		25					
TOTALS		RPI 1-25		RPI 26-50		W-L RECORDS		RPI 51-100		RPI 101-150		RPI 150+											
5- 23		0- 1		0- 1		OVERALL		0- 1		0- 9		5- 11											
5- 3		0- 0		0- 0		HOME		0- 0		0- 1		5- 2											
0- 12		0- 1		0- 0		AWAY		0- 1		0- 3		0- 7											
0- 8		0- 0		0- 1		NEUTRAL		0- 0		0- 5		0- 2											
0- 12		0- 1		0- 1		NON-CONFERENCE		0- 1		0- 6		0- 3											
0- 0		0- 0		0- 0		HOME		0- 0		0- 0		0- 0											
0- 4		0- 1		0- 0		AWAY		0- 1		0- 1		0- 1											
0- 8		0- 0		0- 1		NEUTRAL		0- 0		0- 5		0- 2											
5- 11		0- 0		0- 0		CONFERENCE		0- 0		0- 3		5- 8											
5- 3		0- 0		0- 0		HOME		0- 0		0- 1		5- 2											
0- 8		0- 0		0- 0		AWAY		0- 0		0- 2		0- 6											
0- 0		0- 0		0- 0		NEUTRAL		0- 0		0- 0		0- 0											
RPI	S	Opponent		Score		RPI	S	Opponent		Score		RPI	S	Opponent		Score							
25	A	Oklahoma		0	3	41	N	UALR		0	3	75	A	Ole Miss		0	3						
												116	N	Texas Tech		1	3						
												118	N	Texas St.		2	3						
												124	A	Central Ark.		0	3						
												128	N	Northern Ariz.		1	3						
												132	A	Stephen F. Austin		0	3						
												132	H	Stephen F. Austin		0	3						
												139	A	Houston		0	3						
												143	N	Wake Forest		0	3						
												146	N	Samford		1	3						
												167	A	A&M-Corpus Christi		0	3						
												167	H	A&M-Corpus Christi		0	3						
												184	A	Sam Houston St.		1	3						
												184	H	Sam Houston St.		3	2						
												200	A	Houston Baptist		0	3						
												200	H	Houston Baptist		3	0						
												207	N	Portland St.		0	3						
												242	A	Northwestern St.		2	3						
												253	H	Incarnate Word		3	0						
												255	H	Southeastern La.		2	3						
												270	N	Louisiana Tech		1	3						
275	A	McNeese St.		2	3																		
286	A	Nicholls St.		1	3																		
297	H	Abilene Christian		3	2																		
299	A	Tex.-Pan American		1	3																		
320	H	New Orleans		3	0																		
LAST 10 GAMES																							
167 A A&M-Corpus Christi						0	3	200 A Houston Baptist						0	3	297 H Abilene Christian						3	2
200 H Houston Baptist						3	0	167 H A&M-Corpus Christi						0	3	299 A Tex.-Pan American						1	3
255 H Southeastern La.						2	3	132 A Stephen F. Austin						0	3	320 H New Orleans						3	0
320 H New Orleans						3	0	242 A Northwestern St.						2	3								
132 H Stephen F. Austin						0	3	124 A Central Ark.						0	3								

Non-Div. I Games:

Lamar

Average RPI Win: 297		WON-LOST	WINNING	LAST 10	STRENGTH OF		OPP. STRENGTH	TEAM	ADJ	CONF.	ADJ CONF.
Average RPI Loss: 187		RECORD	PCT. RANK	GAMES	SCHEDULE		OF SCHEDULE	RPI	RPI	RPI	RPI
DIV. I ONLY		10- 19	.34483	244	3- 7		286	281	284	.37411	286
DIV. I NON-CONF.		4- 9	.30769	256	0- 0		205	284	267	.41632	260
TOTALS		RPI 1-25	RPI 26-50		W-L RECORDS		RPI 51-100		RPI 101-150		RPI 150+
10- 19	0- 0	0- 0		OVERALL		0- 2		0- 3		10- 14	
5- 3	0- 0	0- 0		HOME		0- 0		0- 1		5- 2	
1- 11	0- 0	0- 0		AWAY		0- 0		0- 2		1- 9	
4- 5	0- 0	0- 0		NEUTRAL		0- 2		0- 0		4- 3	
4- 9	0- 0	0- 0		NON-CONFERENCE		0- 2		0- 1		4- 6	
0- 0	0- 0	0- 0		HOME		0- 0		0- 0		0- 0	
0- 4	0- 0	0- 0		AWAY		0- 0		0- 1		0- 3	
4- 5	0- 0	0- 0		NEUTRAL		0- 2		0- 0		4- 3	
6- 10	0- 0	0- 0		CONFERENCE		0- 0		0- 2		6- 8	
5- 3	0- 0	0- 0		HOME		0- 0		0- 1		5- 2	
1- 7	0- 0	0- 0		AWAY		0- 0		0- 1		1- 6	
0- 0	0- 0	0- 0		NEUTRAL		0- 0		0- 0		0- 0	
RPI S	Opponent	Score	RPI S	Opponent	Score	RPI S	Opponent	Score	RPI S	Opponent	Score
						77 N	Dayton	0 3	124 A	Central Ark.	0 3
						84 N	Memphis	0 3	127 A	La.-Lafayette	0 3
									132 H	Stephen F. Austin	0 3
									167 A	A&M-Corpus Christi	0 3
									170 A	Southern Miss.	1 3
									170 N	Southern Miss.	0 3
									178 N	Charlotte	2 3
									179 A	North Florida	1 3
									184 H	Sam Houston St.	1 3
									190 N	South Ala.	0 3
									200 A	Houston Baptist	1 3
									229 A	Mississippi St.	0 3
									242 H	Northwestern St.	3 0
									253 A	Incarnate Word	2 3
									255 A	Southeastern La.	1 3
									255 H	Southeastern La.	2 3
									275 A	McNeese St.	0 3
									275 H	McNeese St.	3 0
									279 N	UNC Asheville	3 0
									285 H	Lamar	3 1
									297 A	Abilene Christian	1 3
									297 H	Abilene Christian	3 2
									313 N	Southern U.	3 0
									317 N	Alabama A&M	3 1
									319 N	Ark.-Pine Bluff	3 0
									320 A	New Orleans	3 1
									320 H	New Orleans	3 0
LAST 10 GAMES											
			275 H	McNeese St.	3 0	255 H	Southeastern La.	2 3			
			255 A	Southeastern La.	1 3	297 H	Abilene Christian	3 2			
			297 A	Abilene Christian	1 3	200 A	Houston Baptist	1 3			
			253 A	Incarnate Word	2 3	167 A	A&M-Corpus Christi	0 3			
			320 H	New Orleans	3 0	275 A	McNeese St.	0 3			

Non-Div. I Games:

Nicholls St.

Average RPI Win: 323		WON-LOST	WINNING	LAST 10	STRENGTH OF		OPP. STRENGTH	TEAM	ADJ	CONF.	ADJ CONF.				
Average RPI Loss: 173		RECORD	PCT. RANK	GAMES	SCHEDULE		OF SCHEDULE	RPI	RPI	RPI	RPI				
DIV. I ONLY		14- 17	.45161	195	8- 2		314	323	289	.37241	287	33	33		
DIV. I NON-CONF.		3- 15	.16667	293	0- 2		208	242	290	.36489	295	33	32		
<hr/>															
TOTALS		RPI 1-25	RPI 26-50		W-L RECORDS		RPI 51-100		RPI 101-150		RPI 150+				
14- 17		0- 1	0- 2		OVERALL		0- 2		0- 2		14- 10				
8- 8		0- 0	0- 1		HOME		0- 0		0- 1		8- 6				
5- 5		0- 1	0- 0		AWAY		0- 1		0- 0		5- 3				
1- 4		0- 0	0- 1		NEUTRAL		0- 1		0- 1		1- 1				
3- 15		0- 1	0- 2		NON-CONFERENCE		0- 2		0- 2		3- 8				
3- 8		0- 0	0- 1		HOME		0- 0		0- 1		3- 6				
0- 3		0- 1	0- 0		AWAY		0- 1		0- 0		0- 1				
0- 4		0- 0	0- 1		NEUTRAL		0- 1		0- 1		0- 1				
11- 2		0- 0	0- 0		CONFERENCE		0- 0		0- 0		11- 2				
5- 0		0- 0	0- 0		HOME		0- 0		0- 0		5- 0				
5- 2		0- 0	0- 0		AWAY		0- 0		0- 0		5- 2				
1- 0		0- 0	0- 0		NEUTRAL		0- 0		0- 0		1- 0				
<hr/>															
RPI S	Opponent	Score		RPI S	Opponent	Score		RPI S	Opponent	Score		RPI S	Opponent	Score	
14 A	Arizona	0	3	28 H	Alabama	0	3	71 A	FGCU	0	3	130 N	Fla. Atlantic	0	3
				37 N	CSUN	0	3	88 N	UMKC	0	3	134 H	Murray St.	1	3
												170 H	Southern Miss.	0	3
												222 N	Loyola Chicago	0	3
												232 H	UAB	1	3
												236 H	Troy	0	3
												243 H	Southeast Mo. St.	0	3
												247 A	Jacksonville St.	0	3
												247 H	Jacksonville St.	2	3
												264 H	UT Martin	2	3
												266 A	Texas Southern	1	3
												312 A	Jackson St.	3	0
												312 H	Jackson St.	3	1
												313 A	Southern U.	3	0
												313 H	Southern U.	3	1
												314 A	Prairie View	2	3
												316 H	Citadel	3	2
												317 A	Alabama A&M	3	2
												317 H	Alabama A&M	3	0
												330 A	Mississippi Val.	3	0
												330 H	Mississippi Val.	3	0
												330 N	Mississippi Val.	3	0
												331 H	South Carolina St.	3	0
												333 A	Alcorn	3	0
												333 H	Alcorn	3	0
												334 H	Savannah St.	3	0
LAST 10 GAMES															
				330 H	Mississippi Val.	3	0	247 A	Jacksonville St.	0	3	331 H	South Carolina St.	3	0
				333 H	Alcorn	3	0	330 N	Mississippi Val.	3	0	333 A	Alcorn	3	0
				232 H	UAB	1	3	313 A	Southern U.	3	0	333 H	Alcorn	3	0
				317 A	Alabama A&M	3	2	330 A	Mississippi Val.	3	0	334 H	Savannah St.	3	0
				312 H	Jackson St.	3	1	333 A	Alcorn	3	0				

Non-Div. I Games:

Alabama St.

[illegible]

Non-Div. I Games:

Canisius

Average RPI Win:	299	WON-LOST	WINNING	LAST 10	STRENGTH OF	OPP. STRENGTH	TEAM	ADJ	CONF.	ADJ CONF.																																																				
Average RPI Loss:	195	RECORD	PCT. RANK	GAMES	SCHEDULE	OF SCHEDULE	RPI	RPI	RPI	RPI																																																				
DIV. I ONLY	12- 16	.42857	212	5- 5	319	298	293	.36735	289	30	30																																																			
DIV. I NON-CONF.	4- 10	.28571	264	0- 0	313	278	309	.35474	306	29	30																																																			
<hr/>																																																														
TOTALS	RPI 1-25	RPI 26-50		W-L RECORDS	RPI 51-100		RPI 101-150		RPI 150+																																																					
12- 16	0- 0	0- 0		OVERALL	0- 4		0- 1		12- 11																																																					
6- 5	0- 0	0- 0		HOME	0- 1		0- 0		6- 4																																																					
4- 5	0- 0	0- 0		AWAY	0- 2		0- 0		4- 3																																																					
2- 6	0- 0	0- 0		NEUTRAL	0- 1		0- 1		2- 4																																																					
<hr/>																																																														
4- 10	0- 0	0- 0		NON-CONFERENCE	0- 2		0- 1		4- 7																																																					
1- 3	0- 0	0- 0		HOME	0- 0		0- 0		1- 3																																																					
1- 1	0- 0	0- 0		AWAY	0- 1		0- 0		1- 0																																																					
2- 6	0- 0	0- 0		NEUTRAL	0- 1		0- 1		2- 4																																																					
<hr/>																																																														
8- 6	0- 0	0- 0		CONFERENCE	0- 2		0- 0		8- 4																																																					
5- 2	0- 0	0- 0		HOME	0- 1		0- 0		5- 1																																																					
3- 4	0- 0	0- 0		AWAY	0- 1		0- 0		3- 3																																																					
0- 0	0- 0	0- 0		NEUTRAL	0- 0		0- 0		0- 0																																																					
<hr/>																																																														
RPI S	Opponent	Score	RPI S	Opponent	Score	RPI S	Opponent	Score	RPI S	Opponent	Score																																																			
						57 N	Seton Hall	0 3	119 N	Oakland	1 3																																																			
						64 A	LIU Brooklyn	0 3	161 H	Youngstown St.	1 3																																																			
						64 H	LIU Brooklyn	0 3	166 N	Kent St.	1 3																																																			
						74 A	West Virginia	1 3	208 N	IPFW	0 3																																																			
						225 A	Robert Morris	0 3																																																						
						225 H	Robert Morris	2 3																																																						
						238 N	Dartmouth	1 3																																																						
						258 N	Montana	3 1																																																						
						263 A	Central Conn. St.	3 1																																																						
						263 H	Central Conn. St.	3 0																																																						
						270 N	Louisiana Tech	2 3																																																						
						271 H	Morgan St.	3 1																																																						
						283 H	George Mason	1 3																																																						
						296 A	Sacred Heart	3 2																																																						
						296 H	Sacred Heart	3 2																																																						
						307 A	Bryant	2 3																																																						
						307 H	Bryant	3 1																																																						
						324 A	Loyola Maryland	3 0																																																						
						324 H	Loyola Maryland	0 3																																																						
						325 A	St. Francis Brooklyn	3 1																																																						
325 H	St. Francis Brooklyn	3 0																																																												
						327 A	Fairleigh Dickinson	1 3	327 H	Fairleigh Dickinson	3 0																																																			
						296 A	Sacred Heart	3 2	329 N	Quinnipiac	3 1																																																			
						325 H	St. Francis Brooklyn	3 0																																																						
						64 H	LIU Brooklyn	0 3																																																						
						225 H	Robert Morris	2 3																																																						

Non-Div. I Games:

Saint Francis (PA)

Average RPI Win: 272		WON-LOST RECORD		WINNING PCT. RANK		LAST 10 GAMES		STRENGTH OF SCHEDULE		OPP. STRENGTH OF SCHEDULE		TEAM RPI		ADJ RPI		CONF. RPI		ADJ CONF. RPI									
DIV. I ONLY		9- 19		.32143 254		6- 4		258		289		280		.36204 290		29		29									
DIV. I NON-CONF.		2- 14		.125 307		0- 0		220		251		304		.34138 312		28		28									
TOTALS		RPI 1-25		RPI 26-50		W-L RECORDS		RPI 51-100		RPI 101-150		RPI 150+															
9- 19		0- 1		0- 1		OVERALL		0- 1		0- 1		9- 15															
4- 2		0- 0		0- 0		HOME		0- 0		0- 0		4- 2															
5- 7		0- 0		0- 1		AWAY		0- 0		0- 0		5- 6															
0- 10		0- 1		0- 0		NEUTRAL		0- 1		0- 1		0- 7															
2- 14		0- 1		0- 1		NON-CONFERENCE		0- 1		0- 1		2- 10															
0- 0		0- 0		0- 0		HOME		0- 0		0- 0		0- 0															
2- 4		0- 0		0- 1		AWAY		0- 0		0- 0		2- 3															
0- 10		0- 1		0- 0		NEUTRAL		0- 1		0- 1		0- 7															
7- 5		0- 0		0- 0		CONFERENCE		0- 0		0- 0		7- 5															
4- 2		0- 0		0- 0		HOME		0- 0		0- 0		4- 2															
3- 3		0- 0		0- 0		AWAY		0- 0		0- 0		3- 3															
0- 0		0- 0		0- 0		NEUTRAL		0- 0		0- 0		0- 0															
RPI S	Opponent		Score		RPI S	Opponent		Score		RPI S	Opponent		Score		RPI S	Opponent		Score									
17 N	UCLA		0 3		34 A	Loyola Marymount		0 3		64 N	LIU Brooklyn		0 3		119 N	Oakland		1 3									
												198 N	Drake		1 3												
												206 A	Army		1 3												
												214 N	Campbell		0 3												
												217 A	New Hampshire		2 3												
												217 H	New Hampshire		1 3												
												219 A	Siena		3 0												
												235 A	Stony Brook		1 3												
												235 H	Stony Brook		3 1												
												252 N	Rider		1 3												
												256 N	Austin Peay		1 3												
												262 A	Hartford		2 3												
												262 H	Hartford		2 3												
												265 A	Akron		1 3												
												268 A	Cornell		3 0												
												269 A	UMBC		3 1												
												269 H	UMBC		3 0												
												272 A	Albany (NY)		3 2												
												272 H	Albany (NY)		3 1												
												284 N	Holy Cross		1 3												
												306 N	Bethune-Cookman		0 3												
												307 N	Bryant		1 3												
												309 A	UMES		0 3												
												321 A	UMass Lowell		3 0												
												321 H	UMass Lowell		3 0												
																LAST 10 GAMES											
																269 A UMBC				3 1				272 H Albany (NY)			
				262 A Hartford				2 3				269 H UMBC				3 0											
				235 A Stony Brook				1 3				235 H Stony Brook				3 1											
				217 H New Hampshire				1 3				262 H Hartford				2 3											
				321 H UMass Lowell				3 0				321 A UMass Lowell				3 0											

Average RPI Win: 239		WON-LOST	WINNING	LAST 10	STRENGTH OF		OPP. STRENGTH	TEAM	ADJ	CONF.	ADJ CONF.
Average RPI Loss: 181		RECORD	PCT. RANK	GAMES	SCHEDULE		OF SCHEDULE	RPI	RPI	RPI	RPI
DIV. I ONLY		7- 24	.22581	294	1- 9		228	248	290	.35906	291
DIV. I NON-CONF.		4- 11	.26667	272	0- 1		204	277	273	.39465	279
TOTALS		RPI 1-25	RPI 26-50		W-L RECORDS		RPI 51-100		RPI 101-150		RPI 150+
7- 24	0- 0	0- 0		OVERALL		1- 3		0- 7		6- 14	
2- 6	0- 0	0- 0		HOME		1- 0		0- 3		1- 3	
3- 11	0- 0	0- 0		AWAY		0- 1		0- 4		3- 6	
2- 7	0- 0	0- 0		NEUTRAL		0- 2		0- 0		2- 5	
4- 11	0- 0	0- 0		NON-CONFERENCE		0- 3		0- 1		4- 7	
0- 0	0- 0	0- 0		HOME		0- 0		0- 0		0- 0	
2- 4	0- 0	0- 0		AWAY		0- 1		0- 1		2- 2	
2- 7	0- 0	0- 0		NEUTRAL		0- 2		0- 0		2- 5	
3- 13	0- 0	0- 0		CONFERENCE		1- 0		0- 6		2- 7	
2- 6	0- 0	0- 0		HOME		1- 0		0- 3		1- 3	
1- 7	0- 0	0- 0		AWAY		0- 0		0- 3		1- 4	
0- 0	0- 0	0- 0		NEUTRAL		0- 0		0- 0		0- 0	
RPI S	Opponent	Score	RPI S	Opponent	Score	RPI S	Opponent	Score	RPI S	Opponent	Score
						62 A	Wyoming	0 3	109 A	Idaho St.	0 3
						73 N	Furman	2 3	109 H	Idaho St.	0 3
						81 N	Gonzaga	0 3	116 A	Texas Tech	2 3
						92 H	Northern Colo.	3 1	117 H	North Dakota	0 3
									128 A	Northern Ariz.	0 3
									128 H	Northern Ariz.	0 3
									145 A	Idaho	0 3
									151 N	Marist	0 3
									186 A	Utah Valley	3 1
									200 N	Houston Baptist	2 3
									207 A	Portland St.	1 3
									207 H	Portland St.	0 3
									211 A	Air Force	1 3
									211 N	Air Force	3 1
									224 A	Eastern Wash.	0 3
									228 A	Southern Utah	0 3
									228 H	Southern Utah	2 3
									239 A	Grand Canyon	2 3
									258 H	Montana	2 3
									261 A	Montana St.	1 3
									269 N	UMBC	2 3
									273 A	Sacramento St.	3 2
									273 H	Sacramento St.	3 2
									297 N	Abilene Christian	0 3
									302 N	South Dakota St.	0 3
									309 A	UMES	3 1
									327 N	Fairleigh Dickinson	3 1
			LAST 10 GAMES								
			109 H	Idaho St.	0 3	128 A	Northern Ariz.	0 3			
			261 A	Montana St.	1 3	228 A	Southern Utah	0 3			
			207 H	Portland St.	0 3	224 A	Eastern Wash.	0 3			
			273 H	Sacramento St.	3 2	145 A	Idaho	0 3			
			239 A	Grand Canyon	2 3	228 H	Southern Utah	2 3			

Non-Div. I Games:

Weber St.

Average RPI Win: 298		WON-LOST	WINNING	LAST 10	STRENGTH OF		OPP. STRENGTH	TEAM	ADJ		CONF.	ADJ CONF.	
Average RPI Loss: 184		RECORD	PCT. RANK	GAMES	SCHEDULE		OF SCHEDULE	RPI	RPI		RPI	RPI	
DIV. I ONLY		11- 21	.34375	246	2- 8		302	290	294	.35879	292	23	23
DIV. I NON-CONF.		7- 9	.4375	203	0- 0		326	321	302	.35758	301	25	26
TOTALS		RPI 1-25	RPI 26-50		W-L RECORDS		RPI 51-100		RPI 101-150		RPI 150+		
11- 21	0- 0	0- 0		OVERALL		0- 3		0- 4		11- 14			
5- 7	0- 0	0- 0		HOME		0- 1		0- 1		5- 5			
3- 9	0- 0	0- 0		AWAY		0- 2		0- 2		3- 5			
3- 5	0- 0	0- 0		NEUTRAL		0- 0		0- 1		3- 4			
7- 9	0- 0	0- 0		NON-CONFERENCE		0- 1		0- 2		7- 6			
3- 1	0- 0	0- 0		HOME		0- 0		0- 0		3- 1			
1- 3	0- 0	0- 0		AWAY		0- 1		0- 1		1- 1			
3- 5	0- 0	0- 0		NEUTRAL		0- 0		0- 1		3- 4			
4- 12	0- 0	0- 0		CONFERENCE		0- 2		0- 2		4- 8			
2- 6	0- 0	0- 0		HOME		0- 1		0- 1		2- 4			
2- 6	0- 0	0- 0		AWAY		0- 1		0- 1		2- 4			
0- 0	0- 0	0- 0		NEUTRAL		0- 0		0- 0		0- 0			
RPI S	Opponent	Score	RPI S	Opponent	Score	RPI S	Opponent	Score	RPI S	Opponent	Score		
						73 A	Furman	0 3	115 N	Valparaiso	1 3		
						73 H	Furman	0 3	143 A	Wake Forest	0 3		
						94 A	Clemson	0 3	146 A	Samford	0 3		
									146 H	Samford	0 3		
									154 A	UNC Greensboro	2 3		
									154 H	UNC Greensboro	1 3		
									174 A	East Tenn. St.	0 3		
									174 H	East Tenn. St.	1 3		
									192 N	Presbyterian	1 3		
									202 A	Western Caro.	0 3		
									202 H	Western Caro.	3 2		
									214 N	Campbell	0 3		
									240 A	Chattanooga	0 3		
									240 H	Chattanooga	1 3		
									241 N	Gardner-Webb	1 3		
									244 N	William & Mary	3 2		
									254 H	USC Upstate	2 3		
									276 H	Tennessee Tech	3 0		
									279 A	UNC Asheville	1 3		
									280 A	Mercer	3 0		
									280 H	Mercer	2 3		
									282 N	Tennessee St.	1 3		
									316 A	Citadel	3 0		
									316 H	Citadel	3 0		
									326 A	N.C. Central	3 0		
									326 N	N.C. Central	3 0		
									328 H	N.C. A&T	3 0		
LAST 10 GAMES													
			146 A	Samford	0 3	316 H	Citadel	3 0					
			240 A	Chattanooga	0 3	73 A	Furman	0 3					
			202 A	Western Caro.	0 3	202 H	Western Caro.	3 2					
			174 H	East Tenn. St.	1 3	280 H	Mercer	2 3					
			154 H	UNC Greensboro	1 3	154 A	UNC Greensboro	2 3					

Non-Div. I Games: Converse 3 1

Wofford

RPI	S	Opponent	Score	
331	H	South Carolina St.	3	0
334	N	Savannah St.	3	0

Wofford

W
o
f
f
o
r
d

W
o
f
f
o
r
d

Average RPI Win:	322	WON-LOST RECORD	WINNING PCT. RANK	LAST 10 GAMES	STRENGTH OF SCHEDULE	OPP. STRENGTH OF SCHEDULE	TEAM RPI	ADJ RPI	CONF. RPI	ADJ CONF. RPI	
Average RPI Loss:	141										
DIV. I ONLY	2- 23	.08	324	0- 10	145	217	302	.35749	293	8	8
DIV. I NON-CONF.	2- 10	.16667	293	0- 0	120	303	275	.39313	281	7	7
<hr/>											
TOTALS	RPI 1-25	RPI 26-50		W-L RECORDS	RPI 51-100		RPI 101-150		RPI 150+		
2- 23	0- 1	0- 3		OVERALL	0- 2		0- 8		2- 9		
0- 6	0- 0	0- 1		HOME	0- 0		0- 3		0- 2		
0- 12	0- 1	0- 1		AWAY	0- 2		0- 4		0- 4		
2- 5	0- 0	0- 1		NEUTRAL	0- 0		0- 1		2- 3		
<hr/>											
2- 10	0- 0	0- 1		NON-CONFERENCE	0- 2		0- 2		2- 5		
0- 0	0- 0	0- 0		HOME	0- 0		0- 0		0- 0		
0- 5	0- 0	0- 0		AWAY	0- 2		0- 1		0- 2		
2- 5	0- 0	0- 1		NEUTRAL	0- 0		0- 1		2- 3		
<hr/>											
0- 13	0- 1	0- 2		CONFERENCE	0- 0		0- 6		0- 4		
0- 6	0- 0	0- 1		HOME	0- 0		0- 3		0- 2		
0- 7	0- 1	0- 1		AWAY	0- 0		0- 3		0- 2		
0- 0	0- 0	0- 0		NEUTRAL	0- 0		0- 0		0- 0		
<hr/>											
RPI S	Opponent	Score	RPI S	Opponent	Score	RPI S	Opponent	Score	RPI S	Opponent	Score
23 A	Long Beach St.	0 3	30 H	Hawaii	0 3	61 A	UNLV	0 3	109 N	Idaho St.	1 3
			37 A	CSUN	1 3	61 A	UNLV	1 3	120 A	UC Santa Barbara	0 3
			42 N	Western Ky.	0 3				120 H	UC Santa Barbara	0 3
									125 A	UC Irvine	0 3
									125 H	UC Irvine	0 3
									128 A	Northern Ariz.	1 3
									137 A	UC Davis	0 3
									137 H	UC Davis	0 3
									186 A	Utah Valley	2 3
									191 A	Cal Poly	1 3
									191 H	Cal Poly	2 3
									220 A	Cal St. Fullerton	0 3
									220 H	Cal St. Fullerton	1 3
									228 A	Southern Utah	0 3
									234 N	Portland	2 3
									239 N	Grand Canyon	1 3
									272 N	Albany (NY)	2 3
									309 N	UMES	3 1
									334 N	Savannah St.	3 0
<hr/>											
			LAST 10 GAMES								
			220 A	Cal St. Fullerton	0 3	37 A	CSUN	1 3			
			125 A	UC Irvine	0 3	23 A	Long Beach St.	0 3			
			137 H	UC Davis	0 3	220 H	Cal St. Fullerton	1 3			
			120 H	UC Santa Barbara	0 3	125 H	UC Irvine	0 3			
			191 H	Cal Poly	2 3	137 A	UC Davis	0 3			

Non-Div. I Games:

UC Riverside

Average RPI Win:	267	WON-LOST RECORD	WINNING PCT. RANK	LAST 10 GAMES	STRENGTH OF SCHEDULE	OPP. STRENGTH OF SCHEDULE	TEAM RPI	ADJ RPI	CONF. RPI	ADJ CONF. RPI	
DIV. I ONLY		1- 25	.03846 331	1- 9	100	175	299	.35741 294	14	14	
DIV. I NON-CONF.		0- 10	0 318	0- 0	88	219	292	.37443 290	10	10	
<hr/>											
TOTALS	RPI 1-25	RPI 26-50		W-L RECORDS	RPI 51-100		RPI 101-150		RPI 150+		
1- 25	0- 1	0- 2		OVERALL	0- 7		0- 3		1- 12		
1- 9	0- 0	0- 1		HOME	0- 3		0- 2		1- 3		
0- 12	0- 0	0- 1		AWAY	0- 4		0- 1		0- 6		
0- 4	0- 1	0- 0		NEUTRAL	0- 0		0- 0		0- 3		
<hr/>											
0- 10	0- 1	0- 0		NON-CONFERENCE	0- 2		0- 1		0- 6		
0- 3	0- 0	0- 0		HOME	0- 1		0- 1		0- 1		
0- 3	0- 0	0- 0		AWAY	0- 1		0- 0		0- 2		
0- 4	0- 1	0- 0		NEUTRAL	0- 0		0- 0		0- 3		
<hr/>											
1- 15	0- 0	0- 2		CONFERENCE	0- 5		0- 2		1- 6		
1- 6	0- 0	0- 1		HOME	0- 2		0- 1		1- 2		
0- 9	0- 0	0- 1		AWAY	0- 3		0- 1		0- 4		
0- 0	0- 0	0- 0		NEUTRAL	0- 0		0- 0		0- 0		
<hr/>											
RPI S	Opponent	Score	RPI S	Opponent	Score	RPI S	Opponent	Score	RPI S	Opponent	Score
16 N	Kansas	0 3	44 A	Illinois St.	0 3	67 A	Wichita St.	0 3	114 H	Miami (OH)	1 3
			44 H	Illinois St.	0 3	67 H	Wichita St.	0 3	131 A	Southern Ill.	0 3
						76 A	UNI	1 3	131 H	Southern Ill.	0 3
						87 A	Missouri St.	1 3	165 H	North Dakota St.	1 3
						87 H	Missouri St.	0 3	172 A	Indiana St.	1 3
						88 H	UMKC	1 3	172 H	Indiana St.	0 3
						90 A	Denver	0 3	177 N	Hampton	2 3
									184 N	Sam Houston St.	1 3
									198 A	Drake	1 3
									222 A	Loyola Chicago	0 3
									222 H	Loyola Chicago	2 3
									235 N	Stony Brook	2 3
									267 A	Evansville	0 3
									267 H	Evansville	3 0
									278 A	Western Ill.	1 3
									300 A	DePaul	1 3
<hr/>											
LAST 10 GAMES											
			222 H	Loyola Chicago	2 3	67 A	Wichita St.	0 3			
			44 A	Illinois St.	0 3	87 A	Missouri St.	1 3			
			172 A	Indiana St.	1 3	222 A	Loyola Chicago	0 3			
			267 H	Evansville	3 0	172 H	Indiana St.	0 3			
			131 H	Southern Ill.	0 3	44 H	Illinois St.	0 3			

Non-Div. I Games:

Bradley

Average RPI Win: 289		WON-LOST	WINNING	LAST 10	STRENGTH OF		OPP. STRENGTH	TEAM	ADJ	CONF.	ADJ CONF.
Average RPI Loss: 159		RECORD	PCT. RANK	GAMES	SCHEDULE		OF SCHEDULE	RPI	RPI	RPI	RPI
DIV. I ONLY		6- 24	.2 305	2- 8	243		220	297	.35734	295	9 9
DIV. I NON-CONF.		4- 10	.28571 264	0- 0	309		324	315	.33409	317	9 9
TOTALS		RPI 1-25	RPI 26-50	W-L RECORDS	RPI 51-100		RPI 101-150	RPI 150+			
6- 24	0- 0		0- 4	OVERALL	0- 5		0- 2	6- 13			
3- 9	0- 0		0- 2	HOME	0- 3		0- 1	3- 3			
2- 10	0- 0		0- 2	AWAY	0- 1		0- 1	2- 6			
1- 5	0- 0		0- 0	NEUTRAL	0- 1		0- 0	1- 4			
4- 10	0- 0		0- 0	NON-CONFERENCE	0- 1		0- 0	4- 9			
2- 1	0- 0		0- 0	HOME	0- 0		0- 0	2- 1			
1- 4	0- 0		0- 0	AWAY	0- 0		0- 0	1- 4			
1- 5	0- 0		0- 0	NEUTRAL	0- 1		0- 0	1- 4			
2- 14	0- 0		0- 4	CONFERENCE	0- 4		0- 2	2- 4			
1- 8	0- 0		0- 2	HOME	0- 3		0- 1	1- 2			
1- 6	0- 0		0- 2	AWAY	0- 1		0- 1	1- 2			
0- 0	0- 0		0- 0	NEUTRAL	0- 0		0- 0	0- 0			
RPI S	Opponent	Score	RPI S	Opponent	Score	RPI S	Opponent	Score	RPI S	Opponent	Score
			26 A	Marquette	0 3	52 H	Xavier	0 3	140 A	St. John's (NY)	0 3
			26 H	Marquette	0 3	57 A	Seton Hall	0 3	140 H	St. John's (NY)	1 3
			31 A	Creighton	0 3	57 H	Seton Hall	0 3	158 A	Villanova	0 3
			31 H	Creighton	0 3	74 N	West Virginia	0 3	158 H	Villanova	0 3
						83 H	Butler	0 3	197 A	Brown	0 3
									199 A	Navy	1 3
									205 A	Georgetown	0 3
									205 H	Georgetown	3 0
									228 N	Southern Utah	0 3
									241 N	Gardner-Webb	0 3
									259 A	Niagara	1 3
									262 N	Hartford	2 3
									263 A	Central Conn. St.	3 2
									271 H	Morgan St.	1 3
									300 A	DePaul	3 2
									300 H	DePaul	0 3
									307 A	Bryant	0 3
									310 N	NJIT	3 2
									316 N	Citadel	1 3
									327 H	Fairleigh Dickinson	3 1
									329 H	Quinnipiac	3 0
			LAST 10 GAMES								
			205 H	Georgetown	3 0	158 H	Villanova	0 3			
			31 H	Creighton	0 3	140 H	St. John's (NY)	1 3			
			26 A	Marquette	0 3	31 A	Creighton	0 3			
			300 A	DePaul	3 2	205 A	Georgetown	0 3			
			57 H	Seton Hall	0 3	83 H	Butler	0 3			

Non-Div. I Games:

Providence

Average RPI Win:	267	WON-LOST RECORD	WINNING PCT. RANK	LAST 10 GAMES	STRENGTH OF SCHEDULE	OPP. STRENGTH OF SCHEDULE	TEAM RPI	ADJ RPI	CONF. RPI	ADJ CONF. RPI		
Average RPI Loss:	206											
DIV. I ONLY		9- 19	.32143	254	2- 8	275	305	291	.35717	296	30	30
DIV. I NON-CONF.		5- 9	.35714	240	0- 1	140	276	230	.44164	243	29	30
<hr/>												
TOTALS	RPI 1-25	RPI 26-50		W-L RECORDS		RPI 51-100		RPI 101-150		RPI 150+		
9- 19	0- 0	0- 0		OVERALL		0- 3		1- 2		8- 14		
3- 8	0- 0	0- 0		HOME		0- 1		0- 0		3- 7		
3- 8	0- 0	0- 0		AWAY		0- 2		1- 1		2- 5		
3- 3	0- 0	0- 0		NEUTRAL		0- 0		0- 1		3- 2		
<hr/>												
5- 9	0- 0	0- 0		NON-CONFERENCE		0- 1		1- 2		4- 6		
1- 3	0- 0	0- 0		HOME		0- 0		0- 0		1- 3		
1- 3	0- 0	0- 0		AWAY		0- 1		1- 1		0- 1		
3- 3	0- 0	0- 0		NEUTRAL		0- 0		0- 1		3- 2		
<hr/>												
4- 10	0- 0	0- 0		CONFERENCE		0- 2		0- 0		4- 8		
2- 5	0- 0	0- 0		HOME		0- 1		0- 0		2- 4		
2- 5	0- 0	0- 0		AWAY		0- 1		0- 0		2- 4		
0- 0	0- 0	0- 0		NEUTRAL		0- 0		0- 0		0- 0		
<hr/>												
RPI S	Opponent	Score	RPI S	Opponent	Score	RPI S	Opponent	Score	RPI S	Opponent	Score	
						54 A	Pittsburgh	0 3	104 A	Hofstra	0 3	
						64 A	LIU Brooklyn	1 3	104 A	Hofstra	3 2	
						64 H	LIU Brooklyn	0 3	116 N	Texas Tech	0 3	
									157 H	Rhode Island	0 3	
									159 N	South Fla.	0 3	
									168 N	Delaware	3 0	
									219 N	Siena	3 1	
									220 A	Cal St. Fullerton	0 3	
									225 A	Robert Morris	0 3	
									225 H	Robert Morris	1 3	
						235 H	Stony Brook	0 3				
						262 H	Hartford	2 3				
						263 A	Central Conn. St.	2 3				
						263 H	Central Conn. St.	0 3				
						289 A	Saint Francis (PA)	2 3				
						289 H	Saint Francis (PA)	2 3				
						301 N	Fordham	3 2				
						304 N	Bucknell	2 3				
						305 H	Iona	3 2				
						307 A	Bryant	1 3				
						307 H	Bryant	2 3				
						325 A	St. Francis Brooklyn	3 0				
						325 H	St. Francis Brooklyn	3 0				
						327 A	Fairleigh Dickinson	3 0				
						327 H	Fairleigh Dickinson	3 1				
						LAST 10 GAMES			LAST 10 GAMES			
						263 H	Central Conn. St.	0 3	325 A	St. Francis Brooklyn	3 0	
						307 H	Bryant	2 3	225 H	Robert Morris	1 3	
						327 A	Fairleigh Dickinson	3 0	289 H	Saint Francis (PA)	2 3	
						104 A	Hofstra	0 3	263 A	Central Conn. St.	2 3	
64 H	LIU Brooklyn	0 3	307 A	Bryant	1 3							

Non-Div. I Games:

Sacred Heart

Average RPI Win:	290	WON-LOST RECORD	WINNING PCT. RANK	LAST 10 GAMES	STRENGTH OF SCHEDULE	OPP. STRENGTH OF SCHEDULE	TEAM RPI	ADJ RPI	CONF. RPI	ADJ CONF. RPI	
DIV. I ONLY		6- 24	.2 305	4- 6	238	241	296	.35649	297	26	26
DIV. I NON-CONF.		2- 11	.15385 301	0- 1	159	143	279	.40365	273	26	25
<hr/>											
TOTALS	RPI 1-25	RPI 26-50		W-L RECORDS	RPI 51-100		RPI 101-150		RPI 150+		
6- 24	0- 0	0- 0		OVERALL	0- 3		0- 8		6- 13		
2- 7	0- 0	0- 0		HOME	0- 1		0- 2		2- 4		
2- 12	0- 0	0- 0		AWAY	0- 2		0- 5		2- 5		
2- 5	0- 0	0- 0		NEUTRAL	0- 0		0- 1		2- 4		
<hr/>											
2- 11	0- 0	0- 0		NON-CONFERENCE	0- 3		0- 5		2- 3		
0- 1	0- 0	0- 0		HOME	0- 1		0- 0		0- 0		
0- 6	0- 0	0- 0		AWAY	0- 2		0- 4		0- 0		
2- 4	0- 0	0- 0		NEUTRAL	0- 0		0- 1		2- 3		
<hr/>											
4- 13	0- 0	0- 0		CONFERENCE	0- 0		0- 3		4- 10		
2- 6	0- 0	0- 0		HOME	0- 0		0- 2		2- 4		
2- 6	0- 0	0- 0		AWAY	0- 0		0- 1		2- 5		
0- 1	0- 0	0- 0		NEUTRAL	0- 0		0- 0		0- 1		
<hr/>											
RPI S	Opponent	Score	RPI S	Opponent	Score	RPI S	Opponent	Score	RPI S	Opponent	Score
						58 A	Baylor	0 3	108 A	North Texas	1 3
						79 H	Texas-Arlington	0 3	108 N	North Texas	0 3
						97 A	TCU	1 3	116 A	Texas Tech	0 3
									118 A	Texas St.	0 3
									124 H	Central Ark.	2 3
									127 A	La.-Lafayette	1 3
									132 A	Stephen F. Austin	0 3
									132 H	Stephen F. Austin	0 3
									167 H	A&M-Corpus Christi	1 3
									167 N	A&M-Corpus Christi	0 3
									184 A	Sam Houston St.	0 3
									186 N	Utah Valley	1 3
									200 H	Houston Baptist	1 3
									211 N	Air Force	0 3
									234 N	Portland	0 3
									242 A	Northwestern St.	2 3
									242 H	Northwestern St.	2 3
									253 A	Incarnate Word	2 3
									253 H	Incarnate Word	2 3
									255 A	Southeastern La.	3 1
									275 H	McNeese St.	3 1
									285 A	Lamar	2 3
									286 A	Nicholls St.	2 3
									286 H	Nicholls St.	3 1
									291 N	Weber St.	3 0
									312 N	Jackson St.	3 1
									320 A	New Orleans	3 0
									320 A	New Orleans	3 0
<hr/>											
			LAST 10 GAMES								
			242 H	Northwestern St.	2 3	286 A	Nicholls St.	2 3	286 A	Nicholls St.	2 3
			132 H	Stephen F. Austin	0 3	127 A	La.-Lafayette	1 3	286 H	Nicholls St.	3 1
			286 H	Nicholls St.	3 1	255 A	Southeastern La.	3 1	291 N	Weber St.	3 0
			275 H	McNeese St.	3 1	320 A	New Orleans	3 0	312 N	Jackson St.	3 1
			253 H	Incarnate Word	2 3	167 H	A&M-Corpus Christi	1 3	320 A	New Orleans	3 0

Non-Div. I Games:

Abilene Christian

[illegible]

Non-Div. I Games:

Morehead St.

Average RPI Win: 287		WON-LOST	WINNING	LAST 10	STRENGTH OF		OPP. STRENGTH	TEAM	ADJ	CONF.	ADJ CONF.
Average RPI Loss: 174		RECORD	PCT. RANK	GAMES	SCHEDULE		OF SCHEDULE	RPI	RPI	RPI	RPI
DIV. I ONLY		7- 22	.24138	287	3- 7		259	258	295	.3554	299
DIV. I NON-CONF.		4- 11	.26667	272	1- 0		281	252	287	.37185	292
TOTALS		RPI 1-25	RPI 26-50		W-L RECORDS		RPI 51-100		RPI 101-150		RPI 150+
7- 22	0- 0	0- 0		OVERALL		0- 2		0- 6		7- 14	
3- 8	0- 0	0- 0		HOME		0- 1		0- 3		3- 4	
3- 9	0- 0	0- 0		AWAY		0- 1		0- 1		3- 7	
1- 5	0- 0	0- 0		NEUTRAL		0- 0		0- 2		1- 3	
4- 11	0- 0	0- 0		NON-CONFERENCE		0- 0		0- 4		4- 7	
1- 3	0- 0	0- 0		HOME		0- 0		0- 2		1- 1	
2- 3	0- 0	0- 0		AWAY		0- 0		0- 0		2- 3	
1- 5	0- 0	0- 0		NEUTRAL		0- 0		0- 2		1- 3	
3- 11	0- 0	0- 0		CONFERENCE		0- 2		0- 2		3- 7	
2- 5	0- 0	0- 0		HOME		0- 1		0- 1		2- 3	
1- 6	0- 0	0- 0		AWAY		0- 1		0- 1		1- 4	
0- 0	0- 0	0- 0		NEUTRAL		0- 0		0- 0		0- 0	
RPI S	Opponent	Score	RPI S	Opponent	Score	RPI S	Opponent	Score	RPI S	Opponent	Score
						88 A UMKC		0 3	116 H Texas Tech		0 3
						88 H UMKC		0 3	123 A New Mexico St.		0 3
									123 H New Mexico St.		1 3
									128 H Northern Ariz.		0 3
									132 N Stephen F. Austin		1 3
									139 N Houston		0 3
									163 A Seattle		0 3
									163 H Seattle		0 3
									167 A A&M-Corpus Christi		0 3
									167 H A&M-Corpus Christi		1 3
									184 A Sam Houston St.		2 3
									186 A Utah Valley		0 3
									186 H Utah Valley		1 3
									221 A Bakersfield		0 3
									221 H Bakersfield		1 3
									229 N Mississippi St.		1 3
									237 N Omaha		1 3
									239 A Grand Canyon		1 3
									239 H Grand Canyon		3 2
									250 N La.-Monroe		0 3
									253 A Incarnate Word		3 1
									266 A Texas Southern		3 0
									270 A Louisiana Tech		1 3
									285 H Lamar		3 1
									320 N New Orleans		3 1
									323 A Chicago St.		3 0
									323 H Chicago St.		3 1
LAST 10 GAMES											
			323 A Chicago St.		3 0		186 H Utah Valley		1 3		
			88 A UMKC		0 3		221 A Bakersfield		0 3		
			123 H New Mexico St.		1 3		239 A Grand Canyon		1 3		
			253 A Incarnate Word		3 1		88 H UMKC		0 3		
			163 H Seattle		0 3		323 H Chicago St.		3 1		

Non-Div. I Games:

Tex.-Pan American

Average RPI Win: 304		WON-LOST RECORD	WINNING PCT. RANK		LAST 10 GAMES	STRENGTH OF SCHEDULE	OPP. STRENGTH OF SCHEDULE	TEAM RPI	ADJ RPI	CONF. RPI	ADJ CONF. RPI	
Average RPI Loss: 141												
DIV. I ONLY		3- 26	.10345	320	0- 10	200	145	304	.3545	300	9	9
DIV. I NON-CONF.		2- 10	.16667	293	0- 0	292	255	317	.34034	313	9	9
<hr/>												
TOTALS		RPI 1-25		RPI 26-50		W-L RECORDS		RPI 51-100		RPI 101-150		RPI 150+
3- 26		0- 1		0- 3		OVERALL		0- 6		0- 2		3- 14
1- 11		0- 0		0- 2		HOME		0- 3		0- 1		1- 5
2- 9		0- 1		0- 1		AWAY		0- 3		0- 1		2- 3
0- 6		0- 0		0- 0		NEUTRAL		0- 0		0- 0		0- 6
2- 10		0- 1		0- 0		NON-CONFERENCE		0- 0		0- 0		2- 9
1- 2		0- 0		0- 0		HOME		0- 0		0- 0		1- 2
1- 2		0- 1		0- 0		AWAY		0- 0		0- 0		1- 1
0- 6		0- 0		0- 0		NEUTRAL		0- 0		0- 0		0- 6
1- 16		0- 0		0- 3		CONFERENCE		0- 6		0- 2		1- 5
0- 9		0- 0		0- 2		HOME		0- 3		0- 1		0- 3
1- 7		0- 0		0- 1		AWAY		0- 3		0- 1		1- 2
0- 0		0- 0		0- 0		NEUTRAL		0- 0		0- 0		0- 0
RPI	S	Opponent		Score		RPI	S	Opponent		Score		
10	A	Penn St.		0 3		26	H	Marquette		0 3		
						31	A	Creighton		0 3		
						31	H	Creighton		1 3		

Non-Div. I Games:

DePaul

Average RPI Win: 267		WON-LOST RECORD		WINNING PCT. RANK		LAST 10 GAMES		STRENGTH OF SCHEDULE		OPP. STRENGTH OF SCHEDULE		TEAM RPI		ADJ RPI		CONF. RPI		ADJ CONF. RPI	
DIV. I ONLY		3- 25		.10714 319		2- 8		151		245		300		.35443 301		19		19	
DIV. I NON-CONF.		0- 14		0 318		0- 0		147		274		318		.33297 318		21		21	
TOTALS		RPI 1-25		RPI 26-50		W-L RECORDS		RPI 51-100		RPI 101-150		RPI 150+							
3- 25		0- 0		0- 1		OVERALL		0- 5		0- 4		3- 15							
3- 7		0- 0		0- 0		HOME		0- 2		0- 0		3- 5							
0- 12		0- 0		0- 0		AWAY		0- 3		0- 3		0- 6							
0- 6		0- 0		0- 1		NEUTRAL		0- 0		0- 1		0- 4							
0- 14		0- 0		0- 1		NON-CONFERENCE		0- 1		0- 3		0- 9							
0- 3		0- 0		0- 0		HOME		0- 0		0- 0		0- 3							
0- 5		0- 0		0- 0		AWAY		0- 1		0- 2		0- 2							
0- 6		0- 0		0- 1		NEUTRAL		0- 0		0- 1		0- 4							
3- 11		0- 0		0- 0		CONFERENCE		0- 4		0- 1		3- 6							
3- 4		0- 0		0- 0		HOME		0- 2		0- 0		3- 2							
0- 7		0- 0		0- 0		AWAY		0- 2		0- 1		0- 4							
0- 0		0- 0		0- 0		NEUTRAL		0- 0		0- 0		0- 0							
RPI	S	Opponent		Score		RPI	S	Opponent		Score		RPI	S	Opponent		Score			
						46	N	SMU	0	3			57	A	Seton Hall	0	3		
													65	A	George Washington	0	3		
													65	H	George Washington	1	3		
													72	H	VCU	0	3		
													77	A	Dayton	0	3		
													104	A	Hofstra	0	3		
													112	N	Georgia	1	3		
													129	A	Saint Louis	0	3		
													138	A	San Francisco	0	3		
													153	A	Duquesne	0	3		
													153	H	Duquesne	0	3		
													157	A	Rhode Island	0	3		
													157	H	Rhode Island	0	3		
													180	A	Lehigh	0	3		
													209	N	Middle Tenn.	0	3		
													219	N	Siena	0	3		
													223	H	Northeastern	0	3		
													235	A	Stony Brook	0	3		
													238	N	Dartmouth	0	3		
													252	H	Rider	2	3		
													257	A	La Salle	2	3		
													257	H	La Salle	3	0		
													260	H	Davidson	3	1		
													283	A	George Mason	0	3		
													283	H	George Mason	3	1		
													296	N	Sacred Heart	2	3		
													327	H	Fairleigh Dickinson	1	3		
LAST 10 GAMES																			
283 H George Mason						3 1						72 H VCU							
65 H George Washington						1 3						260 H Davidson							
157 A Rhode Island						0 3						129 A Saint Louis							
153 A Duquesne						0 3						77 A Dayton							
257 A La Salle						2 3						157 H Rhode Island							

Non-Div. I Games:

Fordham

Average RPI Win:	303	WON-LOST RECORD	WINNING PCT. RANK	LAST 10 GAMES	STRENGTH OF SCHEDULE	OPP. STRENGTH OF SCHEDULE	TEAM RPI	ADJ RPI	CONF. RPI	ADJ CONF. RPI	
DIV. I ONLY		6- 27	.18182 310	0- 10	244	250	305	.34787 302	21	20	
DIV. I NON-CONF.		6- 11	.35294 244	0- 1	233	290	264	.41222 266	19	19	
<hr/>											
TOTALS	RPI 1-25	RPI 26-50		W-L RECORDS	RPI 51-100		RPI 101-150		RPI 150+		
6- 27	0- 1	0- 0		OVERALL	0- 7		0- 3		6- 16		
1- 15	0- 0	0- 0		HOME	0- 5		0- 3		1- 7		
2- 9	0- 1	0- 0		AWAY	0- 2		0- 0		2- 6		
3- 3	0- 0	0- 0		NEUTRAL	0- 0		0- 0		3- 3		
<hr/>											
6- 11	0- 1	0- 0		NON-CONFERENCE	0- 3		0- 3		6- 4		
1- 7	0- 0	0- 0		HOME	0- 3		0- 3		1- 1		
2- 1	0- 1	0- 0		AWAY	0- 0		0- 0		2- 0		
3- 3	0- 0	0- 0		NEUTRAL	0- 0		0- 0		3- 3		
<hr/>											
0- 16	0- 0	0- 0		CONFERENCE	0- 4		0- 0		0- 12		
0- 8	0- 0	0- 0		HOME	0- 2		0- 0		0- 6		
0- 8	0- 0	0- 0		AWAY	0- 2		0- 0		0- 6		
0- 0	0- 0	0- 0		NEUTRAL	0- 0		0- 0		0- 0		
<hr/>											
RPI S	Opponent	Score	RPI S	Opponent	Score	RPI S	Opponent	Score	RPI S	Opponent	Score
18 A	Kansas St.	0 3				76 H	UNI	1 3	115 H	Valparaiso	0 3
						78 H	Iowa	0 3	117 H	North Dakota	0 3
						88 H	UMKC	0 3	132 H	Stephen F. Austin	2 3
						89 A	South Dakota	0 3	156 A	IUPUI	0 3
						89 H	South Dakota	0 3	156 H	IUPUI	0 3
						90 A	Denver	0 3	165 A	North Dakota St.	0 3
						90 H	Denver	1 3	165 H	North Dakota St.	2 3
									173 A	Oral Roberts	0 3
									173 H	Oral Roberts	1 3
									208 A	IPFW	0 3
									208 H	IPFW	0 3
									227 H	Eastern Ill.	0 3
									237 A	Omaha	0 3
									237 H	Omaha	1 3
									239 N	Grand Canyon	0 3
									249 H	FIU	3 2
									269 N	UMBC	0 3
									278 A	Western Ill.	0 3
									278 H	Western Ill.	2 3
									291 N	Weber St.	3 0
									309 A	UMES	3 0
									311 N	San Jose St.	2 3
									321 N	UMass Lowell	3 2
									323 A	Chicago St.	3 2
									327 N	Fairleigh Dickinson	3 0
<hr/>											
			LAST 10 GAMES								
			278 H	Western Ill.	2 3	156 H	IUPUI	0 3	321 N	UMass Lowell	3 2
			173 H	Oral Roberts	1 3	165 A	North Dakota St.	0 3	323 A	Chicago St.	3 2
			89 A	South Dakota	0 3	90 A	Denver	0 3	327 N	Fairleigh Dickinson	3 0
			208 A	IPFW	0 3	76 H	UNI	1 3			
			237 A	Omaha	0 3	237 H	Omaha	1 3			

Non-Div. I Games:

South Dakota St.

Average RPI Win: 322		WON-LOST	WINNING	LAST 10	STRENGTH OF		OPP. STRENGTH	TEAM	ADJ	CONF.	ADJ CONF.
Average RPI Loss: 174		RECORD	PCT. RANK	GAMES	SCHEDULE		OF SCHEDULE	RPI	RPI	RPI	RPI
DIV. I ONLY		10- 22	.3125	260	1- 8		312	296	308	.34609	303
DIV. I NON-CONF.		9- 9	.5	164	0- 0		333	331	312	.35603	304
TOTALS		RPI 1-25	RPI 26-50		W-L RECORDS		RPI 51-100		RPI 101-150		RPI 150+
10- 22	0- 0	0- 0		OVERALL		0- 4		0- 2		10- 16	
3- 10	0- 0	0- 0		HOME		0- 3		0- 1		3- 6	
5- 8	0- 0	0- 0		AWAY		0- 1		0- 1		5- 6	
2- 4	0- 0	0- 0		NEUTRAL		0- 0		0- 0		2- 4	
9- 9	0- 0	0- 0		NON-CONFERENCE		0- 1		0- 1		9- 7	
3- 3	0- 0	0- 0		HOME		0- 1		0- 0		3- 2	
4- 2	0- 0	0- 0		AWAY		0- 0		0- 1		4- 1	
2- 4	0- 0	0- 0		NEUTRAL		0- 0		0- 0		2- 4	
1- 13	0- 0	0- 0		CONFERENCE		0- 3		0- 1		1- 9	
0- 7	0- 0	0- 0		HOME		0- 2		0- 1		0- 4	
1- 6	0- 0	0- 0		AWAY		0- 1		0- 0		1- 5	
0- 0	0- 0	0- 0		NEUTRAL		0- 0		0- 0		0- 0	
RPI S	Opponent	Score	RPI S	Opponent	Score	RPI S	Opponent	Score	RPI S	Opponent	Score
						85 A	Coastal Caro.	0 3	133 A	James Madison	1 3
						85 H	Coastal Caro.	1 3	144 H	Liberty	1 3
						96 H	Col. of Charleston	0 3	152 A	Cincinnati	1 3
						98 H	Radford	1 3	158 N	Villanova	0 3
									162 H	Jacksonville	0 3
									164 A	Winthrop	0 3
									164 H	Winthrop	1 3
									183 N	Stetson	1 3
									188 A	High Point	0 3
									188 H	High Point	1 3
									192 A	Presbyterian	0 3
									192 H	Presbyterian	1 3
									214 A	Campbell	2 3
									214 H	Campbell	1 3
									241 A	Gardner-Webb	0 3
									246 N	Central Mich.	0 3
									254 H	USC Upstate	1 3
									279 A	UNC Asheville	3 1
									282 N	Tennessee St.	0 3
									316 A	Citadel	3 1
									318 N	Norfolk St.	3 1
									326 A	N.C. Central	3 0
									326 H	N.C. Central	3 1
									328 N	N.C. A&T	3 0
									331 A	South Carolina St.	3 0
									331 H	South Carolina St.	3 0
									334 A	Savannah St.	3 0
			LAST 10 GAMES								
			214 H	Campbell	1 3	241 A	Gardner-Webb	0 3			
			188 H	High Point	1 3	279 A	UNC Asheville	3 1			
			85 A	Coastal Caro.	0 3	98 H	Radford	1 3			
			164 A	Winthrop	0 3	144 H	Liberty	1 3			
			192 A	Presbyterian	0 3	326 A	N.C. Central	3 0			

Non-Div. I Games: Columbia (SC) 3 0

Charleston So.

RPI	S	Opponent	Score	
334	H	Savannah St.	3	0

Charleston So.

C
h
a
r
l
e
s
t
o
n
S
o
.

C
h
a
r
l
e
s
t
o
n
S
o
.

Average RPI Win:	308	WON-LOST RECORD	WINNING PCT. RANK	LAST 10 GAMES	STRENGTH OF SCHEDULE	OPP. STRENGTH OF SCHEDULE	TEAM RPI	ADJ RPI	CONF. RPI	ADJ CONF. RPI						
DIV. I ONLY		7- 18	.28 273	3- 7	294	284	303	.34554 304	27	27						
DIV. I NON-CONF.		2- 7	.22222 286	1- 0	305	266	316	.34758 309	27	27						
<hr/>																
TOTALS	RPI 1-25	RPI 26-50	W-L RECORDS		RPI 51-100		RPI 101-150		RPI 150+							
7- 18	0- 0	0- 0	OVERALL		0- 2		0- 1		7- 15							
4- 7	0- 0	0- 0	HOME		0- 1		0- 0		4- 6							
2- 8	0- 0	0- 0	AWAY		0- 1		0- 0		2- 7							
1- 3	0- 0	0- 0	NEUTRAL		0- 0		0- 1		1- 2							
<hr/>																
2- 7	0- 0	0- 0	NON-CONFERENCE		0- 0		0- 1		2- 6							
1- 2	0- 0	0- 0	HOME		0- 0		0- 0		1- 2							
0- 2	0- 0	0- 0	AWAY		0- 0		0- 0		0- 2							
1- 3	0- 0	0- 0	NEUTRAL		0- 0		0- 1		1- 2							
<hr/>																
5- 11	0- 0	0- 0	CONFERENCE		0- 2		0- 0		5- 9							
3- 5	0- 0	0- 0	HOME		0- 1		0- 0		3- 4							
2- 6	0- 0	0- 0	AWAY		0- 1		0- 0		2- 5							
0- 0	0- 0	0- 0	NEUTRAL		0- 0		0- 0		0- 0							
<hr/>																
RPI S	Opponent	Score	RPI S	Opponent	Score	RPI S	Opponent	Score	RPI S	Opponent	Score					
						86 A American	0	3	116 N Texas Tech	2	3					
						86 H American	1	3	180 A Lehigh	0	3					
									180 H Lehigh	0	3					
									184 H UConn	1	3					
									199 A Navy	2	3					
									199 H Navy	2	3					
									203 N Fairfield	1	3					
									206 A Army	2	3					
									206 H Army	1	3					
									215 A Columbia	0	3					
									218 A Colgate	0	3					
									218 H Colgate	1	3					
									220 A Cal St. Fullerton	1	3					
									235 N Stony Brook	0	3					
									268 H Cornell	0	3					
									284 A Holy Cross	1	3					
									284 H Holy Cross	3	1					
									296 N Sacred Heart	3	2					
									308 A Lafayette	3	0					
									308 H Lafayette	3	0					
						310 H NJIT	3	0	324 A Loyola Maryland	3	0					
						324 H Loyola Maryland	3	0	324 H Loyola Maryland	3	0					
						<hr/>										
						LAST 10 GAMES										
						310 H NJIT	3	0	199 H Navy	2	3					
						324 H Loyola Maryland	3	0	206 A Army	2	3					
						180 H Lehigh	0	3	284 A Holy Cross	1	3					
						308 A Lafayette	3	0	218 A Colgate	0	3					
						86 H American	1	3	218 H Colgate	1	3					
						<hr/>										

Non-Div. I Games:

Bucknell

I
o
n
a

Iona

RPI	S	Opponent	Score
329	H	Quinnipiac	3 0

Loss, Non-Conf, S Site, H Home, A Away, N Neutral Page 324

Average RPI Win: 301		WON-LOST	WINNING	LAST 10	STRENGTH OF		OPP. STRENGTH	TEAM	ADJ	CONF.	ADJ CONF.
Average RPI Loss: 189		RECORD	PCT. RANK	GAMES	SCHEDULE		OF SCHEDULE	RPI	RPI	RPI	RPI
DIV. I ONLY		10- 19	.34483	244	4- 6		320	313	310	.33772	306
DIV. I NON-CONF.		2- 16	.11111	312	0- 4		181	195	296	.36021	299
TOTALS		RPI 1-25	RPI 26-50		W-L RECORDS		RPI 51-100		RPI 101-150		RPI 150+
10- 19	0- 0	0- 0		OVERALL		0- 2		0- 3		10- 14	
5- 4	0- 0	0- 0		HOME		0- 1		0- 0		5- 3	
3- 8	0- 0	0- 0		AWAY		0- 1		0- 1		3- 6	
2- 7	0- 0	0- 0		NEUTRAL		0- 0		0- 2		2- 5	
2- 16	0- 0	0- 0		NON-CONFERENCE		0- 2		0- 3		2- 11	
0- 4	0- 0	0- 0		HOME		0- 1		0- 0		0- 3	
0- 5	0- 0	0- 0		AWAY		0- 1		0- 1		0- 3	
2- 7	0- 0	0- 0		NEUTRAL		0- 0		0- 2		2- 5	
8- 3	0- 0	0- 0		CONFERENCE		0- 0		0- 0		8- 3	
5- 0	0- 0	0- 0		HOME		0- 0		0- 0		5- 0	
3- 3	0- 0	0- 0		AWAY		0- 0		0- 0		3- 3	
0- 0	0- 0	0- 0		NEUTRAL		0- 0		0- 0		0- 0	
RPI S	Opponent	Score	RPI S	Opponent	Score	RPI S	Opponent	Score	RPI S	Opponent	Score
						63 A	New Mexico	0 3	125 N	UC Irvine	0 3
						71 H	FGCU	1 3	130 A	Fla. Atlantic	0 3
									130 N	Fla. Atlantic	0 3
									162 A	Jacksonville	1 3
									162 H	Jacksonville	0 3
									179 A	North Florida	0 3
									179 H	North Florida	1 3
									183 A	Stetson	1 3
									183 H	Stetson	1 3
									183 N	Stetson	0 3
									196 A	Florida A&M	0 3
									196 H	Florida A&M	3 0
									214 N	Campbell	3 2
									216 N	Georgia St.	2 3
									252 N	Rider	1 3
									261 N	Montana St.	1 3
									275 N	McNeese St.	1 3
									290 N	Binghamton	3 0
									309 A	UMES	0 3
									326 A	N.C. Central	3 0
									326 H	N.C. Central	3 2
									328 A	N.C. A&T	2 3
									328 H	N.C. A&T	3 2
									331 A	South Carolina St.	3 2
									331 H	South Carolina St.	3 0
									334 A	Savannah St.	3 0
									334 H	Savannah St.	3 0
			LAST 10 GAMES								
			196 H	Florida A&M	3 0	183 H	Stetson	1 3			
			328 A	N.C. A&T	2 3	162 H	Jacksonville	0 3			
			326 A	N.C. Central	3 0	179 H	North Florida	1 3			
			331 A	South Carolina St.	3 2	196 A	Florida A&M	0 3			
			334 A	Savannah St.	3 0	71 H	FGCU	1 3			

Non-Div. I Games:

Bethune-Cookman

B
r
y
a
n
t

Bryant

RPI	S	Opponent	Score	
325	A	St. Francis Brooklyn	3	0
325	H	St. Francis Brooklyn	3	0
327	A	Fairleigh Dickinson	3	0
327	H	Fairleigh Dickinson	3	0

Bryant

B
r
y
a
n
t

B
r
y
a
n
t

Average RPI Win: 317		WON-LOST	WINNING	LAST 10	STRENGTH OF		OPP. STRENGTH	TEAM	ADJ	CONF.	ADJ CONF.
Average RPI Loss: 190		RECORD	PCT. RANK	GAMES	SCHEDULE		OF SCHEDULE	RPI	RPI	RPI	RPI
DIV. I ONLY		6- 22	.21429	301	2- 8		297	282	311	.32591	308
DIV. I NON-CONF.		3- 9	.25	275	0- 0		302	275	306	.36279	297
TOTALS		RPI 1-25	RPI 26-50		W-L RECORDS		RPI 51-100		RPI 101-150		RPI 150+
6- 22	0- 0	0- 2		OVERALL		0- 3		0- 1		6- 16	
3- 10	0- 0	0- 0		HOME		0- 1		0- 0		3- 9	
2- 8	0- 0	0- 0		AWAY		0- 1		0- 1		2- 6	
1- 4	0- 0	0- 2		NEUTRAL		0- 1		0- 0		1- 1	
3- 9	0- 0	0- 2		NON-CONFERENCE		0- 1		0- 1		3- 5	
2- 3	0- 0	0- 0		HOME		0- 0		0- 0		2- 3	
0- 2	0- 0	0- 0		AWAY		0- 0		0- 1		0- 1	
1- 4	0- 0	0- 2		NEUTRAL		0- 1		0- 0		1- 1	
3- 13	0- 0	0- 0		CONFERENCE		0- 2		0- 0		3- 11	
1- 7	0- 0	0- 0		HOME		0- 1		0- 0		1- 6	
2- 6	0- 0	0- 0		AWAY		0- 1		0- 0		2- 5	
0- 0	0- 0	0- 0		NEUTRAL		0- 0		0- 0		0- 0	
RPI S	Opponent	Score	RPI S	Opponent	Score	RPI S	Opponent	Score	RPI S	Opponent	Score
			35 N	Oregon St.	0 3	55 N	Pacific	0 3	104 A	Hofstra	1 3
			45 N	Santa Clara	0 3	86 A	American	0 3	151 H	Marist	0 3
						86 H	American	0 3	163 A	Seattle	0 3
									180 A	Lehigh	0 3
									180 H	Lehigh	1 3
									199 A	Navy	0 3
									199 H	Navy	0 3
									206 A	Army	0 3
									206 H	Army	2 3
									218 A	Colgate	0 3
									218 H	Colgate	0 3
									284 A	Holy Cross	3 2
									284 H	Holy Cross	2 3
									304 A	Bucknell	0 3
									304 H	Bucknell	0 3
									310 H	NJIT	0 3
									315 H	Saint Peter's	1 3
									322 H	Delaware St.	3 2
									324 A	Loyola Maryland	3 1
									324 H	Loyola Maryland	3 0
									325 H	St. Francis Brooklyn	3 2
									325 N	St. Francis Brooklyn	3 1
									329 N	Quinnipiac	2 3
LAST 10 GAMES			284 A	Holy Cross	3 2	199 A	Navy	0 3			
			206 A	Army	0 3	218 H	Colgate	0 3			
			304 H	Bucknell	0 3	218 A	Colgate	0 3			
			324 H	Loyola Maryland	3 0	180 A	Lehigh	0 3			
			86 H	American	0 3	206 H	Army	2 3			

Non-Div. I Games:

Lafayette

Average RPI Win: 312		WON-LOST RECORD		WINNING PCT. RANK		LAST 10 GAMES		STRENGTH OF SCHEDULE		OPP. STRENGTH OF SCHEDULE		TEAM RPI		ADJ RPI		CONF. RPI		ADJ CONF. RPI	
DIV. I ONLY		11- 18		.37931 227		3- 7		322		320		307		.32538 309		32		31	
DIV. I NON-CONF.		4- 10		.28571 264		0- 2		306		302		307		.34775 308		32		31	
TOTALS		RPI 1-25		RPI 26-50		W-L RECORDS		RPI 51-100		RPI 101-150		RPI 150+							
11- 18		0- 0		0- 0		OVERALL		0- 1		0- 0		11- 17							
6- 9		0- 0		0- 0		HOME		0- 0		0- 0		6- 9							
3- 8		0- 0		0- 0		AWAY		0- 1		0- 0		3- 7							
2- 1		0- 0		0- 0		NEUTRAL		0- 0		0- 0		2- 1							
4- 10		0- 0		0- 0		NON-CONFERENCE		0- 1		0- 0		4- 9							
3- 5		0- 0		0- 0		HOME		0- 0		0- 0		3- 5							
0- 4		0- 0		0- 0		AWAY		0- 1		0- 0		0- 3							
1- 1		0- 0		0- 0		NEUTRAL		0- 0		0- 0		1- 1							
7- 8		0- 0		0- 0		CONFERENCE		0- 0		0- 0		7- 8							
3- 4		0- 0		0- 0		HOME		0- 0		0- 0		3- 4							
3- 4		0- 0		0- 0		AWAY		0- 0		0- 0		3- 4							
1- 0		0- 0		0- 0		NEUTRAL		0- 0		0- 0		1- 0							
RPI	S	Opponent		Score	RPI	S	Opponent		Score	RPI	S	Opponent		Score	RPI	S	Opponent		Score
							86	A	American	0 3		154	A	UNC Greensboro	0 3				
												177	A	Hampton	1 3				
												177	H	Hampton	0 3				
												181	A	East Carolina	0 3				
												181	H	East Carolina	1 3				
												189	A	Howard	0 3				
												189	H	Howard	0 3				
												214	H	Campbell	1 3				
												228	A	Southern Utah	0 3				
												251	A	Coppin St.	2 3				
												251	H	Coppin St.	2 3				
												252	H	Rider	3 1				
												269	H	UMBC	0 3				
												271	A	Morgan St.	1 3				
												271	H	Morgan St.	1 3				
												290	H	Binghamton	3 0				
												291	H	Weber St.	1 3				
												293	N	UC Riverside	1 3				
												302	H	South Dakota St.	0 3				
												306	H	Bethune-Cookman	3 0				
												317	N	Alabama A&M	3 1				
												318	A	Norfolk St.	3 1				
												318	H	Norfolk St.	3 0				
												322	A	Delaware St.	3 2				
												322	H	Delaware St.	3 0				
												327	H	Fairleigh Dickinson	3 0				
												328	A	N.C. A&T	3 2				
LAST 10 GAMES																			

Non-Div. I Games:

UMES

RPI	S	Opponent	Score	
334	N	Savannah St.	3	0

U
M
E
S

UMES

U
M
E
S

Average RPI Win: 295		WON-LOST RECORD	WINNING PCT. RANK		LAST 10 GAMES	STRENGTH OF SCHEDULE		OPP. STRENGTH OF SCHEDULE		TEAM RPI	ADJ RPI		CONF. RPI	ADJ CONF. RPI	
Average RPI Loss: 231															
DIV. I ONLY		11- 20	.35484	240	5- 5	316		309		306	.32286	310	31	32	
DIV. I NON-CONF.		11- 20	.35484	243	5- 5	314		316		300	.32286	319	31	33	
TOTALS		RPI 1-25	RPI 26-50		W-L RECORDS		RPI 51-100		RPI 101-150		RPI 150+				
11- 20	0- 0	0- 0		OVERALL		0- 0		0- 1		11- 19					
6- 3	0- 0	0- 0		HOME		0- 0		0- 0		6- 3					
4- 9	0- 0	0- 0		AWAY		0- 0		0- 0		4- 8					
1- 8	0- 0	0- 0		NEUTRAL		0- 0		0- 1		1- 7					
11- 20	0- 0	0- 0		NON-CONFERENCE		0- 0		0- 1		11- 19					
6- 3	0- 0	0- 0		HOME		0- 0		0- 0		6- 3					
4- 9	0- 0	0- 0		AWAY		0- 0		0- 0		4- 9					
1- 8	0- 0	0- 0		NEUTRAL		0- 0		0- 1		1- 7					
0- 0	0- 0	0- 0		CONFERENCE		0- 0		0- 0		0- 0					
0- 0	0- 0	0- 0		HOME		0- 0		0- 0		0- 0					
0- 0	0- 0	0- 0		AWAY		0- 0		0- 0		0- 0					
0- 0	0- 0	0- 0		NEUTRAL		0- 0		0- 0		0- 0					
RPI	S	Opponent	Score	RPI	S	Opponent	Score	RPI	S	Opponent	Score	RPI	S	Opponent	Score
										104 N	Hofstra	0		3	
										152 N	Cincinnati	0		3	
										157 A	Rhode Island	0		3	
										177 H	Hampton	0		3	
										180 H	Lehigh	0		3	
										182 N	Rutgers	0		3	
										189 H	Howard	3		0	
										206 A	Army	0		3	
										212 N	Manhattan	0		3	
										212 N	Manhattan	1		3	
										217 A	New Hampshire	0		3	
										225 H	Robert Morris	2		3	
										251 H	Coppin St.	3		1	
										251 N	Coppin St.	0		3	
										252 A	Rider	0		3	
										257 A	La Salle	3		1	
										262 N	Hartford	1		3	
										263 A	Central Conn. St.	0		3	
										295 N	Providence	2		3	
										304 A	Bucknell	0		3	
										305 H	Iona	3		2	
										308 A	Lafayette	3		0	
										315 A	Saint Peter's	1		3	
										315 H	Saint Peter's	3		1	
										321 A	UMass Lowell	1		3	
										322 A	Delaware St.	3		0	
										322 H	Delaware St.	3		0	
LAST 10 GAMES															
										304 A	Bucknell	0		3	
										322 H	Delaware St.	3		0	
										305 H	Iona	3		2	
										180 H	Lehigh	0		3	
										206 A	Army	0		3	

Non-Div. I Games:

NJIT

RPI	S	Opponent	Score	
324	N	Loyola Maryland	3	1
325	A	St. Francis Brooklyn	0	3
327	A	Fairleigh Dickinson	3	1
327	H	Fairleigh Dickinson	3	1

NJIT

N
J
I
T

N
J
I
T

Average RPI Win: 293		WON-LOST RECORD		WINNING PCT. RANK		LAST 10 GAMES		STRENGTH OF SCHEDULE		OPP. STRENGTH OF SCHEDULE		TEAM RPI		ADJ RPI		CONF. RPI		ADJ CONF. RPI	
DIV. I ONLY		4- 24		.14286 316		1- 9		308		163		316		.32198 311		11		10	
DIV. I NON-CONF.		3- 10		.23077 284		0- 0		327		247		325		.31495 322		11		11	
TOTALS		RPI 1-25		RPI 26-50		W-L RECORDS		RPI 51-100		RPI 101-150		RPI 150+							
4- 24		0- 0		0- 0		OVERALL		0- 4		0- 8		4- 12							
1- 8		0- 0		0- 0		HOME		0- 2		0- 3		1- 3							
1- 10		0- 0		0- 0		AWAY		0- 2		0- 3		1- 5							
2- 6		0- 0		0- 0		NEUTRAL		0- 0		0- 2		2- 4							
3- 10		0- 0		0- 0		NON-CONFERENCE		0- 0		0- 4		3- 6							
0- 1		0- 0		0- 0		HOME		0- 0		0- 1		0- 0							
1- 3		0- 0		0- 0		AWAY		0- 0		0- 1		1- 2							
2- 6		0- 0		0- 0		NEUTRAL		0- 0		0- 2		2- 4							
1- 14		0- 0		0- 0		CONFERENCE		0- 4		0- 4		1- 6							
1- 7		0- 0		0- 0		HOME		0- 2		0- 2		1- 3							
0- 7		0- 0		0- 0		AWAY		0- 2		0- 2		0- 3							
0- 0		0- 0		0- 0		NEUTRAL		0- 0		0- 0		0- 0							
RPI	S	Opponent		Score	RPI	S	Opponent		Score	RPI	S	Opponent		Score					
							61	A UNLV	0 3			136	A Boise St.	1 3					
							61	H UNLV	0 3			136	H Boise St.	0 3					
							63	A New Mexico	1 3			137	A UC Davis	0 3					
							63	H New Mexico	0 3			141	A San Diego St.	1 3					
												141	H San Diego St.	0 3					
												144	N Liberty	0 3					
												147	N Maryland	0 3					
												150	H St. Mary's (CA)	0 3					
												155	A Utah St.	1 3					
												155	H Utah St.	0 3					
												191	A Cal Poly	0 3					
												211	A Air Force	1 3					
												211	H Air Force	1 3					
												221	N Bakersfield	1 3					
												226	A Fresno St.	0 3					
												226	H Fresno St.	3 1					
												234	N Portland	1 3					
												239	N Grand Canyon	0 3					
												248	H Nevada	0 3					
												273	N Sacramento St.	2 3					
												274	A Elon	1 3					
												302	N South Dakota St.	3 2					
												321	N UMass Lowell	3 0					
												323	A Chicago St.	3 1					
LAST 10 GAMES																			
							61	A UNLV	0 3			248	H Nevada	0 3					
							141	A San Diego St.	1 3			63	A New Mexico	1 3					
							155	H Utah St.	0 3			211	A Air Force	1 3					
							136	H Boise St.	0 3			141	H San Diego St.	0 3					
							226	H Fresno St.	3 1			61	H UNLV	0 3					

Non-Div. I Games:

San Jose St.

Average RPI Win:	322	WON-LOST RECORD	WINNING PCT. RANK	LAST 10 GAMES	STRENGTH OF SCHEDULE	OPP. STRENGTH OF SCHEDULE	TEAM RPI	ADJ RPI	CONF. RPI	ADJ CONF. RPI	
DIV. I ONLY	9- 19	.32143	254	6- 4	318	325	312	.32112	312	33	33
DIV. I NON-CONF.	1- 14	.06667	317	0- 1	167	243	301	.35217	307	33	32
<hr/>											
TOTALS	RPI 1-25	RPI 26-50		W-L RECORDS		RPI 51-100		RPI 101-150		RPI 150+	
9- 19	0- 0	0- 0		OVERALL		0- 4		0- 3		9- 12	
4- 3	0- 0	0- 0		HOME		0- 0		0- 0		4- 3	
5- 7	0- 0	0- 0		AWAY		0- 2		0- 1		5- 4	
0- 9	0- 0	0- 0		NEUTRAL		0- 2		0- 2		0- 5	
1- 14	0- 0	0- 0		NON-CONFERENCE		0- 4		0- 3		1- 7	
1- 1	0- 0	0- 0		HOME		0- 0		0- 0		1- 1	
0- 4	0- 0	0- 0		AWAY		0- 2		0- 1		0- 1	
0- 9	0- 0	0- 0		NEUTRAL		0- 2		0- 2		0- 5	
8- 5	0- 0	0- 0		CONFERENCE		0- 0		0- 0		8- 5	
3- 2	0- 0	0- 0		HOME		0- 0		0- 0		3- 2	
5- 3	0- 0	0- 0		AWAY		0- 0		0- 0		5- 3	
0- 0	0- 0	0- 0		NEUTRAL		0- 0		0- 0		0- 0	
RPI	S	Opponent	Score	RPI	S	Opponent	Score	RPI	S	Opponent	Score
						75 A Ole Miss	1 3	108 A North Texas		0 3	
						79 A Texas-Arlington	0 3	139 N Houston		0 3	
						79 N Texas-Arlington	0 3	146 N Samford		0 3	
						90 N Denver	0 3	186 N Utah Valley		0 3	
								253 N Incarnate Word		0 3	
								255 H Southeastern La.		0 3	
								266 A Texas Southern		2 3	
								270 N Louisiana Tech		0 3	
								270 N Louisiana Tech		0 3	
								275 A McNeese St.		1 3	
								275 H McNeese St.		3 2	
								287 A Alabama St.		1 3	
								287 H Alabama St.		0 3	
								297 N Abilene Christian		1 3	
								313 A Southern U.		2 3	
								314 A Prairie View		3 0	
								317 A Alabama A&M		3 0	
								317 H Alabama A&M		0 3	
								330 A Mississippi Val.		3 0	
								330 H Mississippi Val.		3 0	
								332 A Grambling		3 0	
								332 H Grambling		3 1	
								333 A Alcorn		3 0	
								333 H Alcorn		3 0	
								287 H Alabama St.		0 3	
								330 A Mississippi Val.		3 0	
								255 H Southeastern La.		0 3	

Non-Div. I Games:

Jackson St.

Average RPI Win: 319		WON-LOST RECORD		WINNING PCT. RANK		LAST 10 GAMES		STRENGTH OF SCHEDULE		OPP. STRENGTH OF SCHEDULE		TEAM RPI		ADJ RPI		CONF. RPI		ADJ CONF. RPI	
Average RPI Loss: 252																			
DIV. I ONLY		9- 13		.40909 217		6- 4		329		333		315		.31941 313		33		33	
DIV. I NON-CONF.		2- 7		.22222 286		1- 0		287		314		310		.35714 303		33		32	
TOTALS		RPI 1-25		RPI 26-50		W-L RECORDS		RPI 51-100		RPI 101-150		RPI 150+							
9- 13		0- 0		0- 0		OVERALL		0- 0		0- 2		9- 11							
5- 3		0- 0		0- 0		HOME		0- 0		0- 0		5- 3							
3- 5		0- 0		0- 0		AWAY		0- 0		0- 1		3- 4							
1- 5		0- 0		0- 0		NEUTRAL		0- 0		0- 1		1- 4							
2- 7		0- 0		0- 0		NON-CONFERENCE		0- 0		0- 2		2- 5							
1- 0		0- 0		0- 0		HOME		0- 0		0- 0		1- 0							
0- 2		0- 0		0- 0		AWAY		0- 0		0- 1		0- 1							
1- 5		0- 0		0- 0		NEUTRAL		0- 0		0- 1		1- 4							
7- 6		0- 0		0- 0		CONFERENCE		0- 0		0- 0		7- 6							
4- 3		0- 0		0- 0		HOME		0- 0		0- 0		4- 3							
3- 3		0- 0		0- 0		AWAY		0- 0		0- 0		3- 3							
0- 0		0- 0		0- 0		NEUTRAL		0- 0		0- 0		0- 0							
RPI S	Opponent	Score		RPI S	Opponent	Score		RPI S	Opponent	Score		RPI S	Opponent	Score					
										127 A	La.-Lafayette	0	3						
										134 N	Murray St.	0	3						
										170 N	Southern Miss.	0	3						
										242 N	Northwestern St.	0	3						
										255 A	Southeastern La.	0	3						
										264 N	UT Martin	0	3						
										266 A	Texas Southern	3	1						
										266 H	Texas Southern	2	3						
										286 N	Nicholls St.	0	3						
										287 A	Alabama St.	1	3						
										287 H	Alabama St.	0	3						
										312 H	Jackson St.	3	2						
										314 A	Prairie View	1	3						
										314 H	Prairie View	3	2						
										319 A	Ark.-Pine Bluff	0	3						
										319 H	Ark.-Pine Bluff	2	3						
										320 H	New Orleans	3	2						
										330 H	Mississippi Val.	3	0						
										331 N	South Carolina St.	3	1						
										332 A	Grambling	3	0						
										332 H	Grambling	3	0						
										333 A	Alcorn	3	0						
LAST 10 GAMES																			
						266 A	Texas Southern	3	1	330 H	Mississippi Val.	3	0						
						314 A	Prairie View	1	3	266 H	Texas Southern	2	3						
						319 A	Ark.-Pine Bluff	0	3	320 H	New Orleans	3	2						
						332 H	Grambling	3	0	314 H	Prairie View	3	2						
						287 H	Alabama St.	0	3	332 A	Grambling	3	0						

Non-Div. I Games:

Southern U.

Average RPI Win:	321	WON-LOST	WINNING	LAST 10	STRENGTH OF	OPP. STRENGTH	TEAM	ADJ	CONF.	ADJ CONF.			
Average RPI Loss:	217	RECORD	PCT. RANK	GAMES	SCHEDULE	OF SCHEDULE	RPI	RPI	RPI	RPI			
DIV. I ONLY		7- 16	.30435	267	3- 5	317	324	314	.31884	314	33	33	
DIV. I NON-CONF.		1- 10	.09091	314	0- 0	151	231	293	.3694	293	33	32	
<hr/>													
TOTALS	RPI 1-25	RPI 26-50		W-L RECORDS		RPI 51-100		RPI 101-150		RPI 150+			
7- 16	0- 0	0- 2		OVERALL		0- 1		0- 1		7- 12			
3- 4	0- 0	0- 0		HOME		0- 0		0- 0		3- 4			
1- 7	0- 0	0- 0		AWAY		0- 1		0- 1		1- 5			
3- 5	0- 0	0- 2		NEUTRAL		0- 0		0- 0		3- 3			
<hr/>													
1- 10	0- 0	0- 2		NON-CONFERENCE		0- 1		0- 1		1- 6			
0- 1	0- 0	0- 0		HOME		0- 0		0- 0		0- 1			
0- 4	0- 0	0- 0		AWAY		0- 1		0- 1		0- 2			
1- 5	0- 0	0- 2		NEUTRAL		0- 0		0- 0		1- 3			
<hr/>													
6- 6	0- 0	0- 0		CONFERENCE		0- 0		0- 0		6- 6			
3- 3	0- 0	0- 0		HOME		0- 0		0- 0		3- 3			
1- 3	0- 0	0- 0		AWAY		0- 0		0- 0		1- 3			
2- 0	0- 0	0- 0		NEUTRAL		0- 0		0- 0		2- 0			
<hr/>													
RPI	S	Opponent	Score	RPI	S	Opponent	Score	RPI	S	Opponent	Score		
				27	N	Miami (FL)	0 3	97	A	TCU	0 3		
				41	N	UALR	0 3						
										118	A	Texas St.	1 3
										200	A	Houston Baptist	0 3
										200	H	Houston Baptist	1 3
										239	N	Grand Canyon	0 3
										250	N	La.-Monroe	0 3
										266	A	Texas Southern	1 3
										266	A	Texas Southern	0 3
										266	H	Texas Southern	1 3
										275	A	McNeese St.	1 3
										276	N	Tennessee Tech	0 3
										287	H	Alabama St.	3 2
										312	H	Jackson St.	0 3
										313	A	Southern U.	2 3
										313	H	Southern U.	3 1
										319	H	Ark.-Pine Bluff	0 3
										320	N	New Orleans	3 2
										332	A	Grambling	3 1
										332	H	Grambling	3 2
										332	N	Grambling	3 0
										333	N	Alcorn	3 0
<hr/>													
				LAST 10 GAMES									
				313	H	Southern U.	3 1	313	A	Southern U.	2 3		
				332	H	Grambling	3 2	266	A	Texas Southern	0 3		
				319	H	Ark.-Pine Bluff	0 3	312	H	Jackson St.	0 3		
				332	A	Grambling	3 1	287	H	Alabama St.	3 2		
				266	H	Texas Southern	1 3	200	A	Houston Baptist	0 3		

Non-Div. I Games:	Huston-Tillotson	3	0	Huston-Tillotson	3	0
-------------------	------------------	---	---	------------------	---	---

Prairie View

Average RPI Win: 317		WON-LOST RECORD		WINNING PCT. RANK		LAST 10 GAMES		STRENGTH OF SCHEDULE		OPP. STRENGTH OF SCHEDULE		TEAM RPI		ADJ RPI		CONF. RPI		ADJ CONF. RPI	
DIV. I ONLY		6- 21		.22222 296		1- 7		279		314		309		.31875 315		28		28	
DIV. I NON-CONF.		3- 6		.33333 246		0- 0		279		323		284		.38879 284		30		29	
TOTALS		RPI 1-25		RPI 26-50		W-L RECORDS		RPI 51-100		RPI 101-150		RPI 150+							
6- 21		0- 0		0- 0		OVERALL		0- 1		0- 1		6- 19							
3- 7		0- 0		0- 0		HOME		0- 0		0- 0		3- 7							
2- 12		0- 0		0- 0		AWAY		0- 1		0- 1		2- 10							
1- 2		0- 0		0- 0		NEUTRAL		0- 0		0- 0		1- 2							
3- 6		0- 0		0- 0		NON-CONFERENCE		0- 1		0- 1		3- 4							
1- 0		0- 0		0- 0		HOME		0- 0		0- 0		1- 0							
1- 4		0- 0		0- 0		AWAY		0- 1		0- 1		1- 2							
1- 2		0- 0		0- 0		NEUTRAL		0- 0		0- 0		1- 2							
3- 15		0- 0		0- 0		CONFERENCE		0- 0		0- 0		3- 15							
2- 7		0- 0		0- 0		HOME		0- 0		0- 0		2- 7							
1- 8		0- 0		0- 0		AWAY		0- 0		0- 0		1- 8							
0- 0		0- 0		0- 0		NEUTRAL		0- 0		0- 0		0- 0							
RPI	S	Opponent		Score	RPI	S	Opponent		Score	RPI	S	Opponent		Score					
							82	A	Towson	0	3		140	A	St. John's (NY)	0	3		
													151	A	Marist	0	3		
													151	H	Marist	0	3		
													180	A	Lehigh	0	3		
													203	A	Fairfield	1	3		
													203	H	Fairfield	1	3		
													212	A	Manhattan	0	3		
													212	H	Manhattan	1	3		
													219	A	Siena	0	3		
													219	H	Siena	1	3		
													251	N	Coppin St.	2	3		
													252	A	Rider	0	3		
													252	H	Rider	2	3		
													257	N	La Salle	1	3		
													259	A	Niagara	1	3		
													259	H	Niagara	1	3		
													288	A	Canisius	1	3		
													288	H	Canisius	0	3		
													305	A	Iona	0	3		
													305	H	Iona	3	2		
													308	A	Lafayette	3	1		
													310	A	NJIT	1	3		
													310	H	NJIT	3	1		
													322	N	Delaware St.	3	1		
													329	A	Quinnipiac	3	0		
													329	H	Quinnipiac	3	2		
LAST 10 GAMES																			
							305	A	Iona	0	3		259	H	Niagara	1	3		
							219	H	Siena	1	3		203	A	Fairfield	1	3		
							151	H	Marist	0	3		329	A	Quinnipiac	3	0		
							252	H	Rider	2	3		212	A	Manhattan	0	3		
							288	H	Canisius	0	3		151	A	Marist	0	3		

Non-Div. I Games:

Saint Peter's

Average RPI Win: 325		WON-LOST RECORD	WINNING PCT. RANK		LAST 10 GAMES	STRENGTH OF SCHEDULE	OPP. STRENGTH OF SCHEDULE	TEAM RPI	ADJ RPI		CONF. RPI	ADJ CONF. RPI					
Average RPI Loss: 197																	
DIV. I ONLY		7- 25	.21875	300	1- 8	303	311	313	.30515	316	23	23					
DIV. I NON-CONF.		7- 9	.4375	203	1- 0	325	333	311	.34671	311	25	26					
TOTALS		RPI 1-25	RPI 26-50		W-L RECORDS		RPI 51-100		RPI 101-150		RPI 150+						
7- 25	0- 0		0- 0		OVERALL		0- 3		0- 3		7- 19						
2- 10	0- 0		0- 0		HOME		0- 1		0- 1		2- 8						
2- 11	0- 0		0- 0		AWAY		0- 1		0- 2		2- 8						
3- 4	0- 0		0- 0		NEUTRAL		0- 1		0- 0		3- 3						
7- 9	0- 0		0- 0		NON-CONFERENCE		0- 1		0- 1		7- 7						
2- 2	0- 0		0- 0		HOME		0- 0		0- 0		2- 2						
2- 3	0- 0		0- 0		AWAY		0- 0		0- 1		2- 2						
3- 4	0- 0		0- 0		NEUTRAL		0- 1		0- 0		3- 3						
0- 16	0- 0		0- 0		CONFERENCE		0- 2		0- 2		0- 12						
0- 8	0- 0		0- 0		HOME		0- 1		0- 1		0- 6						
0- 8	0- 0		0- 0		AWAY		0- 1		0- 1		0- 6						
0- 0	0- 0		0- 0		NEUTRAL		0- 0		0- 0		0- 0						
RPI	S	Opponent	Score	RPI	S	Opponent	Score	RPI	S	Opponent	Score	RPI	S	Opponent	Score		
								73	A	Furman	0	3	103	A	South Carolina	0	3
								73	H	Furman	0	3	146	A	Samford	0	3
								82	N	Towson	0	3	146	H	Samford	0	3
													154	A	UNC Greensboro	0	3
													154	H	UNC Greensboro	0	3
													174	A	East Tenn. St.	0	3
													174	H	East Tenn. St.	1	3
													183	H	Stetson	1	3
													187	N	Eastern Ky.	0	3
													199	A	Navy	0	3
													202	A	Western Caro.	0	3
													202	H	Western Caro.	0	3
													228	N	Southern Utah	0	3
													240	A	Chattanooga	0	3
													240	H	Chattanooga	0	3
													243	N	Southeast Mo. St.	0	3
													280	A	Mercer	1	3
													280	H	Mercer	0	3
													287	A	Alabama St.	2	3
													292	A	Wofford	0	3
													292	H	Wofford	0	3
													295	N	Providence	3	1
													303	H	Charleston So.	1	3
													318	N	Norfolk St.	3	1
													328	H	N.C. A&T	3	1
													331	A	South Carolina St.	3	2
													334	A	Savannah St.	3	0
				LAST 10 GAMES													
				154	H	UNC Greensboro	0	3		334	A	Savannah St.	3	0			
				174	H	East Tenn. St.	1	3		73	H	Furman	0	3			
				73	A	Furman	0	3		202	H	Western Caro.	0	3			
				292	A	Wofford	0	3		174	A	East Tenn. St.	0	3			
				280	A	Mercer	1	3		240	H	Chattanooga	0	3			

Non-Div. I Games: Claflin 3 0

Citadel

RPI	S	Opponent	Score	
334	H	Savannah St.	3	0
334	N	Savannah St.	3	1

Citadel

C
i
t
a
d
e
l

C
i
t
a
d
e
l

Average RPI Win: 327		WON-LOST RECORD		WINNING PCT. RANK		LAST 10 GAMES		STRENGTH OF SCHEDULE		OPP. STRENGTH OF SCHEDULE		TEAM RPI		ADJ RPI		CONF. RPI		ADJ CONF. RPI	
DIV. I ONLY		8- 18		.30769 263		5- 3		324		329		318		.3045 317		33		33	
DIV. I NON-CONF.		2- 15		.11765 310		0- 1		301		307		324		.30422 325		33		32	
TOTALS		RPI 1-25		RPI 26-50		W-L RECORDS		RPI 51-100		RPI 101-150		RPI 150+							
8- 18		0- 0		0- 0		OVERALL		0- 0		0- 3		8- 15							
2- 4		0- 0		0- 0		HOME		0- 0		0- 0		2- 4							
5- 8		0- 0		0- 0		AWAY		0- 0		0- 1		5- 6							
1- 6		0- 0		0- 0		NEUTRAL		0- 0		0- 1		1- 5							
2- 15		0- 0		0- 0		NON-CONFERENCE		0- 0		0- 3		2- 12							
0- 2		0- 0		0- 0		HOME		0- 0		0- 0		0- 2							
2- 7		0- 0		0- 0		AWAY		0- 0		0- 2		2- 5							
0- 6		0- 0		0- 0		NEUTRAL		0- 0		0- 1		0- 5							
6- 3		0- 0		0- 0		CONFERENCE		0- 0		0- 0		6- 3							
2- 2		0- 0		0- 0		HOME		0- 0		0- 0		2- 2							
3- 1		0- 0		0- 0		AWAY		0- 0		0- 0		3- 1							
1- 0		0- 0		0- 0		NEUTRAL		0- 0		0- 0		1- 0							
RPI S	Opponent	Score	RPI S	Opponent	Score	RPI S	Opponent	Score	RPI S	Opponent	Score								
									112 N	Georgia	0 3								
									121 A	Georgia Tech	0 3								
									124 A	Central Ark.	0 3								
									154 A	UNC Greensboro	0 3								
									170 A	Southern Miss.	0 3								
									170 N	Southern Miss.	0 3								
									236 A	Troy	0 3								
									247 A	Jacksonville St.	0 3								
									247 H	Jacksonville St.	0 3								
									247 N	Jacksonville St.	0 3								
									264 A	UT Martin	0 3								
									280 N	Mercer	0 3								
									282 H	Tennessee St.	1 3								
									286 N	Nicholls St.	1 3								
									287 A	Alabama St.	0 3								
									287 H	Alabama St.	2 3								
									309 N	UMES	1 3								
									312 A	Jackson St.	3 0								
									312 H	Jackson St.	0 3								
									319 N	Ark.-Pine Bluff	3 2								
									328 A	N.C. A&T	3 2								
									330 A	Mississippi Val.	3 1								
									330 H	Mississippi Val.	3 0								
									333 A	Alcorn	3 1								
									333 H	Alcorn	3 0								
									334 A	Savannah St.	3 1								
LAST 10 GAMES																			
									312 A	Jackson St.	3 0								
									247 H	Jacksonville St.	0 3								
									330 A	Mississippi Val.	3 1								
									247 A	Jacksonville St.	0 3								
									287 A	Alabama St.	0 3								
Non-Div. I Games:		Stillman	3 0	Fisk	3 0	Fisk	3 1	Albany St. (GA)		3 0									
												Alabama A&M							

Average RPI Win: 297		WON-LOST RECORD		WINNING PCT. RANK		LAST 10 GAMES		STRENGTH OF SCHEDULE		OPP. STRENGTH OF SCHEDULE		TEAM RPI		ADJ RPI		CONF. RPI		ADJ CONF. RPI	
DIV. I ONLY		2- 22		.08333 323		2- 8		249		301		317		.29931 318		32		31	
DIV. I NON-CONF.		0- 12		0 318		0- 0		168		256		319		.33939 314		32		31	
TOTALS		RPI 1-25		RPI 26-50		W-L RECORDS		RPI 51-100		RPI 101-150		RPI 150+							
2- 22		0- 0		0- 0		OVERALL		0- 1		0- 3		2- 18							
2- 4		0- 0		0- 0		HOME		0- 0		0- 0		2- 4							
0- 10		0- 0		0- 0		AWAY		0- 1		0- 2		0- 7							
0- 8		0- 0		0- 0		NEUTRAL		0- 0		0- 1		0- 7							
0- 12		0- 0		0- 0		NON-CONFERENCE		0- 1		0- 3		0- 8							
0- 0		0- 0		0- 0		HOME		0- 0		0- 0		0- 0							
0- 4		0- 0		0- 0		AWAY		0- 1		0- 2		0- 1							
0- 8		0- 0		0- 0		NEUTRAL		0- 0		0- 1		0- 7							
2- 10		0- 0		0- 0		CONFERENCE		0- 0		0- 0		2- 10							
2- 4		0- 0		0- 0		HOME		0- 0		0- 0		2- 4							
0- 6		0- 0		0- 0		AWAY		0- 0		0- 0		0- 6							
0- 0		0- 0		0- 0		NEUTRAL		0- 0		0- 0		0- 0							
RPI	S	Opponent	Score	RPI	S	Opponent	Score	RPI	S	Opponent	Score	RPI	S	Opponent	Score				
								54	A	Pittsburgh	0 3	103	A	South Carolina	0 3				
												106	N	UNCW	0 3				
												133	A	James Madison	0 3				
												153	N	Duquesne	0 3				
												158	N	Villanova	0 3				
												177	A	Hampton	0 3				
												177	H	Hampton	0 3				
												181	A	East Carolina	0 3				
												187	N	Eastern Ky.	0 3				
												189	A	Howard	0 3				
												189	H	Howard	0 3				
												251	A	Coppin St.	1 3				
												251	H	Coppin St.	1 3				
												259	N	Niagara	1 3				
												271	A	Morgan St.	1 3				
												271	H	Morgan St.	3 1				
												276	N	Tennessee Tech	2 3				
												303	N	Charleston So.	1 3				
												309	A	UMES	0 3				
												309	H	UMES	1 3				
												316	N	Citadel	1 3				
												322	A	Delaware St.	0 3				
												322	H	Delaware St.	3 1				
LAST 10 GAMES																			
						322 H Delaware St.	3 1			177 H Hampton	0 3								
						309 H UMES	1 3			309 A UMES	0 3								
						189 A Howard	0 3			322 A Delaware St.	0 3								
						251 H Coppin St.	1 3			189 H Howard	0 3								
						271 H Morgan St.	3 1			271 A Morgan St.	1 3								

Non-Div. I Games:

Norfolk St.

Average RPI Win: 324		WON-LOST	WINNING	LAST 10	STRENGTH OF		OPP. STRENGTH	TEAM	ADJ	CONF.	ADJ CONF.
Average RPI Loss: 230		RECORD	PCT. RANK	GAMES	SCHEDULE		OF SCHEDULE	RPI	RPI	RPI	RPI
DIV. I ONLY		7- 15	.31818	259	4- 3		328	328	320	.29072	319
DIV. I NON-CONF.		0- 11	0	318	0- 1		251	270	326	.29625	326
TOTALS		RPI 1-25	RPI 26-50		W-L RECORDS		RPI 51-100		RPI 101-150		RPI 150+
7- 15	0- 0	0- 0		OVERALL		0- 2		0- 0		7- 13	
2- 3	0- 0	0- 0		HOME		0- 0		0- 0		2- 3	
4- 6	0- 0	0- 0		AWAY		0- 1		0- 0		4- 4	
1- 6	0- 0	0- 0		NEUTRAL		0- 1		0- 0		1- 5	
0- 11	0- 0	0- 0		NON-CONFERENCE		0- 2		0- 0		0- 9	
0- 1	0- 0	0- 0		HOME		0- 0		0- 0		0- 1	
0- 5	0- 0	0- 0		AWAY		0- 1		0- 0		0- 4	
0- 5	0- 0	0- 0		NEUTRAL		0- 1		0- 0		0- 4	
7- 4	0- 0	0- 0		CONFERENCE		0- 0		0- 0		7- 4	
2- 2	0- 0	0- 0		HOME		0- 0		0- 0		2- 2	
4- 1	0- 0	0- 0		AWAY		0- 0		0- 0		4- 1	
1- 1	0- 0	0- 0		NEUTRAL		0- 0		0- 0		1- 1	
RPI S	Opponent	Score	RPI S	Opponent	Score	RPI S	Opponent	Score	RPI S	Opponent	Score
						68 N	Arkansas St.	0 3	170 A	Southern Miss.	0 3
						97 A	TCU	0 3	172 N	Indiana St.	0 3
									184 N	Sam Houston St.	0 3
									188 N	High Point	0 3
									230 A	SIUE	0 3
									266 A	Texas Southern	0 3
									266 H	Texas Southern	1 3
									270 H	Louisiana Tech	0 3
									282 A	Tennessee St.	0 3
									286 N	Nicholls St.	0 3
									313 A	Southern U.	3 2
									313 H	Southern U.	3 0
									314 A	Prairie View	3 0
									317 N	Alabama A&M	2 3
									320 A	New Orleans	1 3
									330 A	Mississippi Val.	3 1
									330 H	Mississippi Val.	2 3
									332 A	Grambling	4 0
									332 H	Grambling	3 0
									333 N	Alcorn	3 0
LAST 10 GAMES											
						332 A	Grambling	4 0	282 A	Tennessee St.	0 3
						266 A	Texas Southern	0 3	266 H	Texas Southern	1 3
						314 A	Prairie View	3 0	330 A	Mississippi Val.	3 1
						313 H	Southern U.	3 0	313 A	Southern U.	3 2
						332 H	Grambling	3 0	97 A	TCU	0 3
Non-Div. I Games:		Arkansas Tech	0 3	Ark.-Monticello	3 2	Harding		0 3	Ark.-Monticello	1 3	Ark.-Pine Bluff

Average RPI Win:	319	WON-LOST	WINNING	LAST 10	STRENGTH OF	OPP. STRENGTH	TEAM	ADJ	CONF.	ADJ CONF.	
Average RPI Loss:	227	RECORD	PCT. RANK	GAMES	SCHEDULE	OF SCHEDULE	RPI	RPI	RPI	RPI	
DIV. I ONLY	6- 24	.2	305	0- 10	309	321	319	.28041	320	26	26
DIV. I NON-CONF.	6- 7	.46154	183	0- 0	324	334	308	.35506	305	26	25
<hr/>											
TOTALS	RPI 1-25	RPI 26-50		W-L RECORDS		RPI 51-100		RPI 101-150		RPI 150+	
6- 24	0- 0	0- 0		OVERALL		0- 1		0- 4		6- 19	
3- 9	0- 0	0- 0		HOME		0- 0		0- 1		3- 8	
2- 10	0- 0	0- 0		AWAY		0- 0		0- 2		2- 8	
1- 5	0- 0	0- 0		NEUTRAL		0- 1		0- 1		1- 3	
<hr/>											
6- 7	0- 0	0- 0		NON-CONFERENCE		0- 1		0- 0		6- 6	
3- 1	0- 0	0- 0		HOME		0- 0		0- 0		3- 1	
2- 2	0- 0	0- 0		AWAY		0- 0		0- 0		2- 2	
1- 4	0- 0	0- 0		NEUTRAL		0- 1		0- 0		1- 3	
<hr/>											
0- 17	0- 0	0- 0		CONFERENCE		0- 0		0- 4		0- 13	
0- 8	0- 0	0- 0		HOME		0- 0		0- 1		0- 7	
0- 8	0- 0	0- 0		AWAY		0- 0		0- 2		0- 6	
0- 1	0- 0	0- 0		NEUTRAL		0- 0		0- 1		0- 0	
<hr/>											
RPI	S	Opponent	Score	RPI	S	Opponent	Score	RPI	S	Opponent	Score
				61 N UNLV 0 3				124 A Central Ark. 1 3			
								124 H Central Ark. 0 3			
								132 A Stephen F. Austin 0 3			
								132 N Stephen F. Austin 0 3			
								167 H A&M-Corpus Christi 0 3			
								170 H Southern Miss. 0 3			
								184 A Sam Houston St. 0 3			
								200 H Houston Baptist 0 3			
								239 N Grand Canyon 0 3			
								242 A Northwestern St. 0 3			
								253 H Incarnate Word 1 3			
								255 A Southeastern La. 0 3			
								255 H Southeastern La. 0 3			
								266 A Texas Southern 3 1			
								270 A Louisiana Tech 0 3			
								275 A McNeese St. 0 3			
								275 H McNeese St. 0 3			
								285 A Lamar 0 3			
								286 A Nicholls St. 0 3			
								286 H Nicholls St. 1 3			
								297 H Abilene Christian 0 3			
								299 N Tex.-Pan American 1 3			
								313 A Southern U. 2 3			
								314 N Prairie View 2 3			
								319 H Ark.-Pine Bluff 3 1			
								330 H Mississippi Val. 3 0			
								332 N Grambling 3 1			
<hr/>											
LAST 10 GAMES											
275 H McNeese St. 0 3				253 H Incarnate Word 1 3				313 A Southern U. 2 3			
184 A Sam Houston St. 0 3				297 H Abilene Christian 0 3				314 N Prairie View 2 3			
285 A Lamar 0 3				132 A Stephen F. Austin 0 3				319 H Ark.-Pine Bluff 3 1			
286 A Nicholls St. 0 3				242 A Northwestern St. 0 3				330 H Mississippi Val. 3 0			
275 A McNeese St. 0 3				255 A Southeastern La. 0 3				332 N Grambling 3 1			

Non-Div. I Games:

New Orleans

RPI	S	Opponent	Score	
333	A	Alcorn	3	0
333	H	Alcorn	3	0

New Orleans

N
e
w
O
r
l
e
a
n
s

N
e
w
O
r
l
e
a
n
s

Average RPI Win: 291		WON-LOST RECORD		WINNING PCT. RANK		LAST 10 GAMES		STRENGTH OF SCHEDULE		OPP. STRENGTH OF SCHEDULE		TEAM RPI		ADJ RPI		CONF. RPI		ADJ CONF. RPI		
Average RPI Loss: 237																				
DIV. I ONLY		3- 26		.10345 320		1- 9		288		316		322		.26475 321		29		29		
DIV. I NON-CONF.		2- 15		.11765 310		0- 0		289		315		322		.30936 323		28		28		
TOTALS		RPI 1-25		RPI 26-50		W-L RECORDS		RPI 51-100		RPI 101-150		RPI 150+								
3- 26		0- 0		0- 0		OVERALL		0- 1		0- 2		3- 23								
2- 5		0- 0		0- 0		HOME		0- 0		0- 0		2- 5								
1- 12		0- 0		0- 0		AWAY		0- 0		0- 0		1- 12								
0- 9		0- 0		0- 0		NEUTRAL		0- 1		0- 2		0- 6								
2- 15		0- 0		0- 0		NON-CONFERENCE		0- 1		0- 2		2- 12								
1- 0		0- 0		0- 0		HOME		0- 0		0- 0		1- 0								
1- 6		0- 0		0- 0		AWAY		0- 0		0- 0		1- 6								
0- 9		0- 0		0- 0		NEUTRAL		0- 1		0- 2		0- 6								
1- 11		0- 0		0- 0		CONFERENCE		0- 0		0- 0		1- 11								
1- 5		0- 0		0- 0		HOME		0- 0		0- 0		1- 5								
0- 6		0- 0		0- 0		AWAY		0- 0		0- 0		0- 6								
0- 0		0- 0		0- 0		NEUTRAL		0- 0		0- 0		0- 0								
RPI	S	Opponent	Score	RPI	S	Opponent	Score	RPI	S	Opponent	Score	RPI	S	Opponent	Score					
								82	N	Towson	0 3	140	N	St. John's (NY)	0 3					
												144	N	Liberty	1 3					
												153	A	Duquesne	0 3					
												161	N	Youngstown St.	0 3					
												197	A	Brown	0 3					
												203	N	Fairfield	0 3					
												206	N	Army	0 3					
												217	A	New Hampshire	0 3					
												217	H	New Hampshire	0 3					
												225	A	Robert Morris	1 3					
												235	A	Stony Brook	0 3					
												235	H	Stony Brook	3 2					
												239	N	Grand Canyon	0 3					
												262	A	Hartford	0 3					
												262	H	Hartford	1 3					
												269	A	UMBC	1 3					
												269	H	UMBC	0 3					
												272	A	Albany (NY)	0 3					
												272	H	Albany (NY)	0 3					
												290	A	Binghamton	0 3					
												290	H	Binghamton	0 3					
						LAST 10 GAMES						302	N	South Dakota St.	2 3					
						262 H	Hartford	1 3			269 H	UMBC	0 3	307 A	Bryant	1 3				
						235 H	Stony Brook	3 2			235 A	Stony Brook	0 3	307 A	Bryant	1 3				
						217 H	New Hampshire	0 3			262 A	Hartford	0 3	310 H	NJIT	3 1				
						272 A	Albany (NY)	0 3			269 A	UMBC	1 3	311 N	San Jose St.	0 3				
						290 A	Binghamton	0 3			290 H	Binghamton	0 3	323 A	Chicago St.	2 3				

Non-Div. I Games:

UMass Lowell

RPI	S	Opponent	Score	
329	A	Quinnipiac	3	0

UMass Lowell

U
M
a
s
s
L
o
w
e
l
l

U
M
a
s
s
L
o
w
e
l
l

Average RPI Win: 318		WON-LOST RECORD		WINNING PCT. RANK		LAST 10 GAMES		STRENGTH OF SCHEDULE		OPP. STRENGTH OF SCHEDULE		TEAM RPI		ADJ RPI		CONF. RPI		ADJ CONF. RPI	
Average RPI Loss: 227																			
DIV. I ONLY		1- 26		.03704 332		0- 10		237		319		321		.26333 322		32		31	
DIV. I NON-CONF.		0- 15		0 318		0- 4		152		311		321		.31509 321		32		31	
TOTALS		RPI 1-25		RPI 26-50		W-L RECORDS		RPI 51-100		RPI 101-150		RPI 150+							
1- 26		0- 0		0- 0		OVERALL		0- 3		0- 0		1- 23							
1- 9		0- 0		0- 0		HOME		0- 1		0- 0		1- 8							
0- 13		0- 0		0- 0		AWAY		0- 1		0- 0		0- 12							
0- 4		0- 0		0- 0		NEUTRAL		0- 1		0- 0		0- 3							
0- 15		0- 0		0- 0		NON-CONFERENCE		0- 3		0- 0		0- 12							
0- 4		0- 0		0- 0		HOME		0- 1		0- 0		0- 3							
0- 7		0- 0		0- 0		AWAY		0- 1		0- 0		0- 6							
0- 4		0- 0		0- 0		NEUTRAL		0- 1		0- 0		0- 3							
1- 11		0- 0		0- 0		CONFERENCE		0- 0		0- 0		1- 11							
1- 5		0- 0		0- 0		HOME		0- 0		0- 0		1- 5							
0- 6		0- 0		0- 0		AWAY		0- 0		0- 0		0- 6							
0- 0		0- 0		0- 0		NEUTRAL		0- 0		0- 0		0- 0							
RPI S	Opponent	Score		RPI S	Opponent	Score		RPI S	Opponent	Score		RPI S	Opponent	Score					
								60 N	Temple	0	3	151 N	Marist	0	3				
								82 A	Towson	0	3	168 A	Delaware	0	3				
								82 H	Towson	0	3	177 A	Hampton	0	3				
												177 H	Hampton	0	3				
												180 A	Lehigh	0	3				
												189 A	Howard	0	3				
												189 H	Howard	0	3				
												213 A	Syracuse	0	3				
												235 H	Stony Brook	0	3				
												251 A	Coppin St.	1	3				
												251 H	Coppin St.	0	3				
												252 A	Rider	0	3				
												257 H	La Salle	1	3				
												259 N	Niagara	2	3				
												271 A	Morgan St.	0	3				
												271 H	Morgan St.	0	3				
												308 A	Lafayette	2	3				
												309 A	UMES	0	3				
												309 H	UMES	2	3				
												310 A	NJIT	0	3				
												310 H	NJIT	0	3				
												315 N	Saint Peter's	1	3				
												318 A	Norfolk St.	1	3				
												318 H	Norfolk St.	3	0				
																</			

Average RPI Win:	325	WON-LOST RECORD	WINNING PCT. RANK	LAST 10 GAMES	STRENGTH OF SCHEDULE	OPP. STRENGTH OF SCHEDULE	TEAM RPI	ADJ RPI	CONF. RPI	ADJ CONF. RPI	
Average RPI Loss:	209										
DIV. I ONLY	2- 24	.07692	326	0- 10	313	261	325	.25952	323	24	24
DIV. I NON-CONF.	2- 10	.16667	293	0- 2	334	285	330	.2563	328	23	23
<hr/>											
TOTALS	RPI 1-25	RPI 26-50		W-L RECORDS	RPI 51-100		RPI 101-150		RPI 150+		
2- 24	0- 0	0- 0		OVERALL	0- 2		0- 3		2- 19		
1- 14	0- 0	0- 0		HOME	0- 1		0- 2		1- 11		
0- 8	0- 0	0- 0		AWAY	0- 1		0- 1		0- 6		
1- 2	0- 0	0- 0		NEUTRAL	0- 0		0- 0		1- 2		
<hr/>											
2- 10	0- 0	0- 0		NON-CONFERENCE	0- 0		0- 1		2- 9		
1- 7	0- 0	0- 0		HOME	0- 0		0- 1		1- 6		
0- 1	0- 0	0- 0		AWAY	0- 0		0- 0		0- 1		
1- 2	0- 0	0- 0		NEUTRAL	0- 0		0- 0		1- 2		
<hr/>											
0- 14	0- 0	0- 0		CONFERENCE	0- 2		0- 2		0- 10		
0- 7	0- 0	0- 0		HOME	0- 1		0- 1		0- 5		
0- 7	0- 0	0- 0		AWAY	0- 1		0- 1		0- 5		
0- 0	0- 0	0- 0		NEUTRAL	0- 0		0- 0		0- 0		
<hr/>											
RPI S	Opponent	Score	RPI S	Opponent	Score	RPI S	Opponent	Score	RPI S	Opponent	Score
						88 A	UMKC	0 3	115 H	Valparaiso	0 3
						88 H	UMKC	0 3	123 A	New Mexico St.	0 3
									123 H	New Mexico St.	0 3
									163 A	Seattle	0 3
									163 H	Seattle	1 3
									172 A	Indiana St.	1 3
									186 A	Utah Valley	0 3
									186 H	Utah Valley	0 3
									193 H	Ill.-Chicago	0 3
									213 H	Syracuse	0 3
									221 A	Bakersfield	0 3
									221 H	Bakersfield	0 3
									233 H	Green Bay	1 3
									239 A	Grand Canyon	0 3
									239 H	Grand Canyon	2 3
									265 N	Akron	1 3
									281 N	Wright St.	0 3
									299 A	Tex.-Pan American	1 3
									299 H	Tex.-Pan American	0 3
									300 H	DePaul	0 3
									302 H	South Dakota St.	2 3
									311 H	San Jose St.	1 3
									321 H	UMass Lowell	3 2
									328 N	N.C. A&T	3 2
<hr/>											
LAST 10 GAMES											
			299 H	Tex.-Pan American	0 3	233 H	Green Bay	1 3	321 H	UMass Lowell	3 2
			123 H	New Mexico St.	0 3	88 A	UMKC	0 3	328 N	N.C. A&T	3 2
			163 A	Seattle	0 3	88 H	UMKC	0 3			
			186 A	Utah Valley	0 3	115 H	Valparaiso	0 3			
			221 H	Bakersfield	0 3	123 A	New Mexico St.	0 3			
<hr/>											
Non-Div. I Games:	Trinity Int'l	3 0	Ind.-Northwest	3 0	Mt. Mercy	3 1	Purdue-North Cent.	3 0	Chicago St.		

[illegible]

Non-Div. I Games:

Loyola Maryland

Average RPI Win:		320	WON-LOST RECORD		WINNING PCT. RANK		LAST 10 GAMES		STRENGTH OF SCHEDULE		OPP. STRENGTH OF SCHEDULE		TEAM RPI		ADJ RPI		CONF. RPI		ADJ CONF. RPI	
Average RPI Loss:		228																		
DIV. I ONLY			2- 28		.06667 328		0- 10		296		310		324		.24906 325		30		30	
DIV. I NON-CONF.			2- 14		.125 307		0- 0		232		299		314		.33429 316		29		30	
TOTALS		RPI 1-25		RPI 26-50		W-L RECORDS		RPI 51-100		RPI 101-150		RPI 150+								
2- 28		0- 0		0- 1		OVERALL		0- 2		0- 3		2- 22								
1- 10		0- 0		0- 0		HOME		0- 1		0- 1		1- 8								
0- 11		0- 0		0- 0		AWAY		0- 1		0- 2		0- 8								
1- 7		0- 0		0- 1		NEUTRAL		0- 0		0- 0		1- 6								
2- 14		0- 0		0- 1		NON-CONFERENCE		0- 0		0- 3		2- 10								
1- 3		0- 0		0- 0		HOME		0- 0		0- 1		1- 2								
0- 4		0- 0		0- 0		AWAY		0- 0		0- 2		0- 2								
1- 7		0- 0		0- 1		NEUTRAL		0- 0		0- 0		1- 6								
0- 14		0- 0		0- 0		CONFERENCE		0- 2		0- 0		0- 12								
0- 7		0- 0		0- 0		HOME		0- 1		0- 0		0- 6								
0- 7		0- 0		0- 0		AWAY		0- 1		0- 0		0- 6								
0- 0		0- 0		0- 0		NEUTRAL		0- 0		0- 0		0- 0								
RPI	S	Opponent	Score	RPI	S	Opponent	Score	RPI	S	Opponent	Score	RPI	S	Opponent	Score					
45	N	Santa Clara	0 3	64	A	LIU Brooklyn	0 3	104	A	Hofstra	1 3									
				64	H	LIU Brooklyn	0 3	104	H	Hofstra	0 3									
								140	A	St. John's (NY)	0 3									
								160	N	Western Mich.	0 3									
								212	H	Manhattan	0 3									
								217	N	New Hampshire	0 3									
								225	A	Robert Morris	0 3									
								225	H	Robert Morris	0 3									
								226	N	Fresno St.	0 3									
								235	A	Stony Brook	0 3									
								238	N	Dartmouth	2 3									
								245	N	Kennesaw St.	1 3									
								263	A	Central Conn. St.	2 3									
								263	H	Central Conn. St.	2 3									
								289	A	Saint Francis (PA)	0 3									
								289	H	Saint Francis (PA)	1 3									
								296	A	Sacred Heart	0 3									
								296	H	Sacred Heart	0 3									
								305	H	Iona	0 3									
								307	A	Bryant	0 3									
								307	H	Bryant	0 3									
LAST 10 GAMES								308	A	Lafayette	2 3									
289	H	Saint Francis (PA)	1 3	327	H	Fairleigh Dickinson	0 3	308	N	Lafayette	1 3									
225	H	Robert Morris	0 3	64	A	LIU Brooklyn	0 3	310	H	NJIT	3 0									
307	A	Bryant	0 3	289	A	Saint Francis (PA)	0 3	327	A	Fairleigh Dickinson	2 3									
263	A	Central Conn. St.	2 3	225	A	Robert Morris	0 3	327	H	Fairleigh Dickinson	0 3									
296	H	Sacred Heart	0 3	307	H	Bryant	0 3	329	N	Quinnipiac	3 0									

Non-Div. I Games:

St. Francis Brooklyn

Average RPI Win:		332	WON-LOST RECORD		WINNING PCT. RANK		LAST 10 GAMES		STRENGTH OF SCHEDULE		OPP. STRENGTH OF SCHEDULE		TEAM RPI	ADJ RPI		CONF. RPI	ADJ CONF. RPI	
Average RPI Loss:		217																
DIV. I ONLY			4- 24		.14286 316		4- 6		325		312		328	.24838 326		32	31	
DIV. I NON-CONF.			0- 18		0 318		0- 1		276		218		327	.29314 327		32	31	
TOTALS		RPI 1-25		RPI 26-50		W-L RECORDS		RPI 51-100		RPI 101-150		RPI 150+						
4- 24		0- 1		0- 1		OVERALL		0- 1		0- 3		4- 18						
3- 8		0- 0		0- 0		HOME		0- 0		0- 1		3- 7						
1- 9		0- 0		0- 1		AWAY		0- 1		0- 1		1- 6						
0- 7		0- 1		0- 0		NEUTRAL		0- 0		0- 1		0- 5						
0- 18		0- 1		0- 1		NON-CONFERENCE		0- 1		0- 3		0- 12						
0- 6		0- 0		0- 0		HOME		0- 0		0- 1		0- 5						
0- 5		0- 0		0- 1		AWAY		0- 1		0- 1		0- 2						
0- 7		0- 1		0- 0		NEUTRAL		0- 0		0- 1		0- 5						
4- 6		0- 0		0- 0		CONFERENCE		0- 0		0- 0		4- 6						
3- 2		0- 0		0- 0		HOME		0- 0		0- 0		3- 2						
1- 4		0- 0		0- 0		AWAY		0- 0		0- 0		1- 4						
0- 0		0- 0		0- 0		NEUTRAL		0- 0		0- 0		0- 0						
RPI	S	Opponent		Score		RPI	S	Opponent		Score		RPI	S	Opponent		Score		
12	N	Colorado St.		0 3		36	A	Arizona St.		0 3		98	A	Radford		0 3		
												115	H	Valparaiso		1	3	
												142	N	Pepperdine		0	3	
												143	A	Wake Forest		0	3	
												162	N	Jacksonville		0	3	
												181	A	East Carolina		0	3	
												192	N	Presbyterian		0	3	
												196	A	Florida A&M		0	3	
												196	H	Florida A&M		1	3	
												214	H	Campbell		0	3	
												254	N	USC Upstate		0	3	
												260	N	Davidson		0	3	
												274	H	Elon		0	3	
												279	H	UNC Asheville		0	3	
												292	H	Wofford		0	3	
												292	N	Wofford		0	3	
												303	A	Charleston So.		1	3	
303	H	Charleston So.		0	3													
306	A	Bethune-Cookman		2	3													
306	H	Bethune-Cookman		0	3													
328	A	N.C. A&T		1	3													
328	H	N.C. A&T		3	2													
LAST 10 GAMES												331	A	South Carolina St.		1	3	
334 H Savannah St.						3 0						303 H Charleston So.	0 3					
331 H South Carolina St.						3 0						331 A South Carolina St.	1 3					
196 H Florida A&M						1 3						334 A Savannah St.	3 0					
306 H Bethune-Cookman						0 3						334 H Savannah St.	3 0					
328 H N.C. A&T						3 2						306 A Bethune-Cookman	2 3					
												196 A Florida A&M	0 3					

Non-Div. I Games:

N.C. Central

Average RPI Win:	305	WON-LOST	WINNING	LAST 10	STRENGTH OF	OPP. STRENGTH	TEAM	ADJ	CONF.	ADJ CONF.	
Average RPI Loss:	259	RECORD	PCT. RANK	GAMES	SCHEDULE	OF SCHEDULE	RPI	RPI	RPI	RPI	
DIV. I ONLY	6- 23	.2069	303	3- 7	327	318	326	.24015	327	30	30
DIV. I NON-CONF.	2- 13	.13333	305	0- 1	332	326	331	.23422	331	29	30
<hr/>											
TOTALS	RPI 1-25	RPI 26-50		W-L RECORDS		RPI 51-100		RPI 101-150		RPI 150+	
6- 23	0- 0	0- 0		OVERALL		0- 2		0- 0		6- 21	
2- 7	0- 0	0- 0		HOME		0- 1		0- 0		2- 6	
3- 10	0- 0	0- 0		AWAY		0- 1		0- 0		3- 9	
1- 6	0- 0	0- 0		NEUTRAL		0- 0		0- 0		1- 6	
<hr/>											
2- 13	0- 0	0- 0		NON-CONFERENCE		0- 0		0- 0		2- 13	
0- 2	0- 0	0- 0		HOME		0- 0		0- 0		0- 2	
1- 5	0- 0	0- 0		AWAY		0- 0		0- 0		1- 5	
1- 6	0- 0	0- 0		NEUTRAL		0- 0		0- 0		1- 6	
<hr/>											
4- 10	0- 0	0- 0		CONFERENCE		0- 2		0- 0		4- 8	
2- 5	0- 0	0- 0		HOME		0- 1		0- 0		2- 4	
2- 5	0- 0	0- 0		AWAY		0- 1		0- 0		2- 4	
0- 0	0- 0	0- 0		NEUTRAL		0- 0		0- 0		0- 0	
<hr/>											
RPI S	Opponent	Score	RPI S	Opponent	Score	RPI S	Opponent	Score	RPI S	Opponent	Score
						64 A	LIU Brooklyn	0 3	212 A	Manhattan	0 3
						64 H	LIU Brooklyn	0 3	223 N	Northeastern	1 3
									225 A	Robert Morris	0 3
									225 H	Robert Morris	0 3
									252 A	Rider	1 3
									252 N	Rider	0 3
									263 A	Central Conn. St.	3 0
									263 H	Central Conn. St.	0 3
									269 N	UMBC	0 3
									271 N	Morgan St.	0 3
									289 A	Saint Francis (PA)	0 3
									289 H	Saint Francis (PA)	3 1
									291 N	Weber St.	1 3
									295 A	Providence	1 3
									296 A	Sacred Heart	1 3
									296 H	Sacred Heart	0 3
									301 A	Fordham	3 1
									302 N	South Dakota St.	0 3
									307 A	Bryant	0 3
									307 H	Bryant	0 3
			309 A	UMES	0 3						
			LAST 10 GAMES			310 A	NJIT	1 3			
						310 H	NJIT	1 3			
						325 A	St. Francis Brooklyn	3 0			
						325 H	St. Francis Brooklyn	3 2			
						329 H	Quinnipiac	2 3			
307 H	Bryant	0 3	329 N	Quinnipiac	3 2						
263 H	Central Conn. St.	0 3									
296 H	Sacred Heart	0 3									
310 A	NJIT	1 3									
64 A	LIU Brooklyn	0 3									

Non-Div. I Games:

Fairleigh Dickinson

Loss, Non-Conf,S Site, H Home, A Away, N Neutral Page 353

Average RPI Win:	318	WON-LOST	WINNING	LAST 10	STRENGTH OF	OPP. STRENGTH	TEAM	ADJ	CONF.	ADJ CONF.										
Average RPI Loss:	256	RECORD	PCT. RANK	GAMES	SCHEDULE	OF SCHEDULE	RPI	RPI	RPI	RPI										
DIV. I ONLY		2- 29	.06452 329	0- 10	311	322	327	.21627 329	28	28										
DIV. I NON-CONF.		2- 11	.15385 301	0- 1	328	332	329	.25577 329	30	29										
<hr/>																				
TOTALS	RPI 1-25	RPI 26-50		W-L RECORDS		RPI 51-100		RPI 101-150		RPI 150+										
2- 29	0- 0	0- 0		OVERALL		0- 0		0- 1		2- 28										
0- 11	0- 0	0- 0		HOME		0- 0		0- 0		0- 11										
1- 13	0- 0	0- 0		AWAY		0- 0		0- 1		1- 12										
1- 5	0- 0	0- 0		NEUTRAL		0- 0		0- 0		1- 5										
<hr/>																				
2- 11	0- 0	0- 0		NON-CONFERENCE		0- 0		0- 1		2- 10										
0- 2	0- 0	0- 0		HOME		0- 0		0- 0		0- 2										
1- 4	0- 0	0- 0		AWAY		0- 0		0- 1		1- 3										
1- 5	0- 0	0- 0		NEUTRAL		0- 0		0- 0		1- 5										
<hr/>																				
0- 18	0- 0	0- 0		CONFERENCE		0- 0		0- 0		0- 18										
0- 9	0- 0	0- 0		HOME		0- 0		0- 0		0- 9										
0- 9	0- 0	0- 0		AWAY		0- 0		0- 0		0- 9										
0- 0	0- 0	0- 0		NEUTRAL		0- 0		0- 0		0- 0										
<hr/>																				
RPI S	Opponent	Score	RPI S	Opponent	Score	RPI S	Opponent	Score	RPI S	Opponent	Score									
									104 A Hofstra	0	3									
									151 A Marist	0	3									
									151 H Marist	0	3									
									203 A Fairfield	0	3									
									203 H Fairfield	1	3									
									212 A Manhattan	1	3									
									212 H Manhattan	1	3									
									219 A Siena	0	3									
									219 H Siena	0	3									
									238 N Dartmouth	0	3									
									252 A Rider	0	3									
									252 H Rider	1	3									
									259 A Niagara	0	3									
									259 H Niagara	1	3									
									262 A Hartford	0	3									
									262 H Hartford	0	3									
									271 N Morgan St.	0	3									
									288 A Canisius	0	3									
									288 H Canisius	0	3									
									289 N Saint Francis (PA)	1	3									
									295 A Providence	0	3									
									LAST 10 GAMES									305 A Iona	0	3
																		305 H Iona	2	3
																		308 N Lafayette	3	2
																		315 A Saint Peter's	2	3
315 H Saint Peter's	0	3																		
259 H Niagara	1	3	282 H Hartford	0	3	321 H UMass Lowell	0	3												
288 H Canisius	0	3	252 H Rider	1	3															
305 A Iona	0	3	315 H Saint Peter's	0	3															
212 A Manhattan	1	3	151 A Marist	0	3															
203 H Fairfield	1	3	288 A Canisius	0	3															

Non-Div. I Games:

Quinnipiac

RPI	S	Opponent	Score	
324	A	Loyola Maryland	2	3
325	N	St. Francis Brooklyn	0	3
327	A	Fairleigh Dickinson	3	2
327	N	Fairleigh Dickinson	2	3

Quinnipiac

Q
u
i
n
n
i
p
i
a
c

Q
u
i
n
n
i
p
i
a
c

Average RPI Win:	326	WON-LOST	WINNING	LAST 10	STRENGTH OF	OPP. STRENGTH	TEAM	ADJ	CONF.	ADJ CONF.	
Average RPI Loss:	253	RECORD	PCT. RANK	GAMES	SCHEDULE	OF SCHEDULE	RPI	RPI	RPI	RPI	
DIV. I ONLY	2- 23	.08	324	0- 6	326	331	330	.20272	330	33	33
DIV. I NON-CONF.	0- 11	0	318	0- 0	188	233	320	.32076	320	33	32
<hr/>											
TOTALS	RPI 1-25	RPI 26-50		W-L RECORDS		RPI 51-100		RPI 101-150		RPI 150+	
2- 23	0- 0	0- 0		OVERALL		0- 1		0- 4		2- 18	
1- 5	0- 0	0- 0		HOME		0- 0		0- 0		1- 5	
1- 10	0- 0	0- 0		AWAY		0- 0		0- 1		1- 9	
0- 8	0- 0	0- 0		NEUTRAL		0- 1		0- 3		0- 4	
0- 11	0- 0	0- 0		NON-CONFERENCE		0- 1		0- 4		0- 6	
0- 0	0- 0	0- 0		HOME		0- 0		0- 0		0- 0	
0- 4	0- 0	0- 0		AWAY		0- 0		0- 1		0- 3	
0- 7	0- 0	0- 0		NEUTRAL		0- 1		0- 3		0- 3	
2- 12	0- 0	0- 0		CONFERENCE		0- 0		0- 0		2- 12	
1- 5	0- 0	0- 0		HOME		0- 0		0- 0		1- 5	
1- 6	0- 0	0- 0		AWAY		0- 0		0- 0		1- 6	
0- 1	0- 0	0- 0		NEUTRAL		0- 0		0- 0		0- 1	
RPI	S	Opponent	Score	RPI	S	Opponent	Score	RPI	S	Opponent	Score
								55	N	Pacific	0 3
								105	N	Missouri	0 3
								108	A	North Texas	0 3
								117	N	North Dakota	0 3
								134	N	Murray St.	0 3
								229	A	Mississippi St.	0 3
								230	N	SIUE	0 3
								240	A	Chattanooga	0 3
								242	N	Northwestern St.	0 3
								281	N	Wright St.	0 3
								287	A	Alabama St.	0 3
								287	H	Alabama St.	0 3
								287	N	Alabama St.	0 3
								312	A	Jackson St.	0 3
								312	H	Jackson St.	0 3
								313	A	Southern U.	0 3
								317	A	Alabama A&M	0 3
								317	H	Alabama A&M	1 3
								319	A	Ark.-Pine Bluff	3 2
								319	H	Ark.-Pine Bluff	1 3
320	A	New Orleans	0 3								
332	A	Grambling	1 3								
332	H	Grambling	3 0								
333	A	Alcorn	1 3								
333	H	Alcorn	0 3								
LAST 10 GAMES								332	H	Grambling	3 0
287	A	Alabama St.	0 3	287	N	Alabama St.	0 3	333	A	Alcorn	1 3
317	A	Alabama A&M	0 3	313	A	Southern U.	0 3	333	H	Alcorn	0 3
312	A	Jackson St.	0 3	333	H	Alcorn	0 3				
333	A	Alcorn	1 3	287	H	Alabama St.	0 3				
332	A	Grambling	1 3	317	H	Alabama A&M	1 3				
Non-Div. I Games:											
Ark.-Monticello	0 3	Fisk	0 3	Texas Col.	3 0	Ark.-Monticello	0 3	Mississippi Val.			
Tougaloo	3 1										

Average RPI Win: 331		WON-LOST	WINNING	LAST 10	STRENGTH OF		OPP. STRENGTH	TEAM	ADJ	CONF.	ADJ CONF.
Average RPI Loss: 257		RECORD	PCT. RANK	GAMES	SCHEDULE		OF SCHEDULE	RPI	RPI	RPI	RPI
DIV. I ONLY		3- 24	.11111	318	2- 8		331	326	331	.19825	331
DIV. I NON-CONF.		0- 17	0	318	0- 3		312	297	328	.24345	330
TOTALS		RPI 1-25	RPI 26-50		W-L RECORDS		RPI 51-100		RPI 101-150		RPI 150+
3- 24		0- 0	0- 0		OVERALL		0- 0		0- 1		3- 23
2- 6		0- 0	0- 0		HOME		0- 0		0- 0		2- 6
1- 9		0- 0	0- 0		AWAY		0- 0		0- 0		1- 9
0- 9		0- 0	0- 0		NEUTRAL		0- 0		0- 1		0- 8
0- 17		0- 0	0- 0		NON-CONFERENCE		0- 0		0- 1		0- 16
0- 3		0- 0	0- 0		HOME		0- 0		0- 0		0- 3
0- 5		0- 0	0- 0		AWAY		0- 0		0- 0		0- 5
0- 9		0- 0	0- 0		NEUTRAL		0- 0		0- 1		0- 8
3- 7		0- 0	0- 0		CONFERENCE		0- 0		0- 0		3- 7
2- 3		0- 0	0- 0		HOME		0- 0		0- 0		2- 3
1- 4		0- 0	0- 0		AWAY		0- 0		0- 0		1- 4
0- 0		0- 0	0- 0		NEUTRAL		0- 0		0- 0		0- 0
RPI S	Opponent	Score	RPI S	Opponent	Score	RPI S	Opponent	Score	RPI S	Opponent	Score
									134 N	Murray St.	0 3
									159 A	South Fla.	0 3
									162 N	Jacksonville	0 3
									176 N	Buffalo	0 3
									183 N	Stetson	0 3
									196 A	Florida A&M	0 3
									196 H	Florida A&M	0 3
									240 A	Chattanooga	0 3
									249 N	FIU	0 3
									254 N	USC Upstate	1 3
									264 N	UT Martin	0 3
									264 N	UT Martin	1 3
									279 H	UNC Asheville	0 3
									287 A	Alabama St.	0 3
									292 A	Wofford	0 3
									303 A	Charleston So.	0 3
									303 H	Charleston So.	0 3
									306 A	Bethune-Cookman	0 3
									306 H	Bethune-Cookman	2 3
									313 N	Southern U.	1 3
									316 H	Citadel	2 3
									326 A	N.C. Central	0 3
									326 H	N.C. Central	3 1
									328 A	N.C. A&T	1 3
									328 H	N.C. A&T	0 3
									334 A	Savannah St.	3 1
									334 H	Savannah St.	3 0
LAST 10 GAMES											
						196 H	Florida A&M	0 3	279 H	UNC Asheville	0 3
						328 A	N.C. A&T	1 3	292 A	Wofford	0 3
						326 A	N.C. Central	0 3	326 H	N.C. Central	3 1
						334 H	Savannah St.	3 0	328 H	N.C. A&T	0 3
						306 H	Bethune-Cookman	2 3	303 H	Charleston So.	0 3

Non-Div. I Games:

South Carolina St.

Average RPI Win: 330		WON-LOST	WINNING	LAST 10	STRENGTH OF		OPP. STRENGTH	TEAM	ADJ	CONF.	ADJ CONF.
Average RPI Loss: 259		RECORD	PCT. RANK	GAMES	SCHEDULE		OF SCHEDULE	RPI	RPI	RPI	RPI
DIV. I ONLY		1- 20	.04762	330	1- 8		330	332	332	.19366	332
DIV. I NON-CONF.		0- 7	0	318	0- 1		155	208	313	.34734	310
TOTALS		RPI 1-25	RPI 26-50		W-L RECORDS		RPI 51-100		RPI 101-150		RPI 150+
1- 20	0- 0	0- 1		OVERALL		0- 2		0- 1		1- 16	
1- 6	0- 0	0- 0		HOME		0- 0		0- 0		1- 6	
0- 10	0- 0	0- 0		AWAY		0- 1		0- 1		0- 8	
0- 4	0- 0	0- 1		NEUTRAL		0- 1		0- 0		0- 2	
0- 7	0- 0	0- 1		NON-CONFERENCE		0- 2		0- 1		0- 3	
0- 0	0- 0	0- 0		HOME		0- 0		0- 0		0- 0	
0- 4	0- 0	0- 0		AWAY		0- 1		0- 1		0- 2	
0- 3	0- 0	0- 1		NEUTRAL		0- 1		0- 0		0- 1	
1- 13	0- 0	0- 0		CONFERENCE		0- 0		0- 0		1- 13	
1- 6	0- 0	0- 0		HOME		0- 0		0- 0		1- 6	
0- 6	0- 0	0- 0		AWAY		0- 0		0- 0		0- 6	
0- 1	0- 0	0- 0		NEUTRAL		0- 0		0- 0		0- 1	
RPI S	Opponent	Score	RPI S	Opponent	Score	RPI S	Opponent	Score	RPI S	Opponent	Score
			41 N	UALR	0 3	61 N	UNLV	0 3	124 A	Central Ark.	0 3
						97 A	TCU	0 3	250 A	La.-Monroe	1 3
									266 A	Texas Southern	0 3
									266 H	Texas Southern	0 3
									270 A	Louisiana Tech	0 3
									312 A	Jackson St.	1 3
									312 H	Jackson St.	0 3
									313 A	Southern U.	0 3
									313 H	Southern U.	0 3
									314 A	Prairie View	2 3
									314 H	Prairie View	1 3
									314 N	Prairie View	0 3
									319 A	Ark.-Pine Bluff	0 3
									319 H	Ark.-Pine Bluff	0 4
									320 N	New Orleans	1 3
									330 A	Mississippi Val.	0 3
									330 H	Mississippi Val.	3 1
									333 H	Alcorn	2 3
LAST 10 GAMES											
			312 H	Jackson St.	0 3	314 H	Prairie View	1 3			
			319 H	Ark.-Pine Bluff	0 4	313 A	Southern U.	0 3			
			266 A	Texas Southern	0 3	270 A	Louisiana Tech	0 3			
			314 A	Prairie View	2 3	319 A	Ark.-Pine Bluff	0 3			
			330 H	Mississippi Val.	3 1	313 H	Southern U.	0 3			
Non-Div. I Games:	Wiley	0 3	Tougaloo	3 1	Southern Ark.	0 3	Wiley	0 3	Grambling		
	Tougaloo	3 0									

Average RPI Win: 331		WON-LOST RECORD	WINNING PCT. RANK	LAST 10 GAMES	STRENGTH OF SCHEDULE	OPP. STRENGTH OF SCHEDULE	TEAM RPI	ADJ RPI	CONF. RPI	ADJ CONF. RPI	
Average RPI Loss: 300											
DIV. I ONLY		3- 15	.16667 314	2- 6	333	334	333	.19337 333	33	33	
DIV. I NON-CONF.		0- 6	0 318	0- 1	331	330	334	.218 333	33	32	
<hr/>											
TOTALS		RPI 1-25	RPI 26-50		W-L RECORDS		RPI 51-100		RPI 101-150		RPI 150+
3- 15		0- 0	0- 0		OVERALL		0- 0		0- 0		3- 15
1- 6		0- 0	0- 0		HOME		0- 0		0- 0		1- 6
2- 5		0- 0	0- 0		AWAY		0- 0		0- 0		2- 5
0- 4		0- 0	0- 0		NEUTRAL		0- 0		0- 0		0- 4
0- 6		0- 0	0- 0		NON-CONFERENCE		0- 0		0- 0		0- 6
0- 2		0- 0	0- 0		HOME		0- 0		0- 0		0- 2
0- 2		0- 0	0- 0		AWAY		0- 0		0- 0		0- 2
0- 2		0- 0	0- 0		NEUTRAL		0- 0		0- 0		0- 2
3- 9		0- 0	0- 0		CONFERENCE		0- 0		0- 0		3- 9
1- 4		0- 0	0- 0		HOME		0- 0		0- 0		1- 4
2- 3		0- 0	0- 0		AWAY		0- 0		0- 0		2- 3
0- 2		0- 0	0- 0		NEUTRAL		0- 0		0- 0		0- 2
RPI	S	Opponent	Score	RPI	S	Opponent	Score	RPI	S	Opponent	Score
										250 N La.-Monroe	0 3
										275 A McNeese St.	0 3
										275 H McNeese St.	0 3
										276 N Tennessee Tech	0 3
										287 A Alabama St.	0 3
										287 H Alabama St.	0 3
										312 A Jackson St.	0 3
										312 H Jackson St.	0 3
										313 H Southern U.	0 3
										314 N Prairie View	0 3
										317 A Alabama A&M	0 3
										317 H Alabama A&M	1 3
										319 N Ark.-Pine Bluff	0 3
										320 A New Orleans	0 3
										320 H New Orleans	0 3
										330 A Mississippi Val.	3 0
										330 H Mississippi Val.	3 1
										332 A Grambling	3 2
				LAST 10 GAMES							
						287 A Alabama St.	0 3			275 H McNeese St.	0 3
						317 A Alabama A&M	0 3			312 A Jackson St.	0 3
						312 H Jackson St.	0 3			330 A Mississippi Val.	3 0
						330 H Mississippi Val.	3 1			287 H Alabama St.	0 3
						317 H Alabama A&M	1 3			320 H New Orleans	0 3
Non-Div. I Games:		Edward Waters	3 0	Belhaven	2 3	Fort Valley St.	3 0	Belhaven	1 3		
		Concordia (AL)	3 1	Tougaloo	3 0	Tougaloo	2 3	Stillman	Alcorn	3 1	

Average RPI Win: 0		WON-LOST RECORD		WINNING PCT. RANK		LAST 10 GAMES		STRENGTH OF SCHEDULE		OPP. STRENGTH OF SCHEDULE		TEAM RPI		ADJ RPI		CONF. RPI		ADJ CONF. RPI	
Average RPI Loss: 281																			
DIV. I ONLY		0- 27		0 334		0- 9		334		330		334		.12493 334		32		31	
DIV. I NON-CONF.		0- 16		0 318		0- 4		330		313		333		.19935 334		32		31	
TOTALS		RPI 1-25		RPI 26-50		W-L RECORDS		RPI 51-100		RPI 101-150		RPI 150+							
0- 27		0- 0		0- 0		OVERALL		0- 1		0- 0		0- 26							
0- 9		0- 0		0- 0		HOME		0- 0		0- 0		0- 9							
0- 12		0- 0		0- 0		AWAY		0- 0		0- 0		0- 12							
0- 6		0- 0		0- 0		NEUTRAL		0- 1		0- 0		0- 5							
0- 16		0- 0		0- 0		NON-CONFERENCE		0- 1		0- 0		0- 15							
0- 4		0- 0		0- 0		HOME		0- 0		0- 0		0- 4							
0- 7		0- 0		0- 0		AWAY		0- 0		0- 0		0- 7							
0- 5		0- 0		0- 0		NEUTRAL		0- 1		0- 0		0- 4							
0- 11		0- 0		0- 0		CONFERENCE		0- 0		0- 0		0- 11							
0- 5		0- 0		0- 0		HOME		0- 0		0- 0		0- 5							
0- 5		0- 0		0- 0		AWAY		0- 0		0- 0		0- 5							
0- 1		0- 0		0- 0		NEUTRAL		0- 0		0- 0		0- 1							
RPI S	Opponent	Score	RPI S	Opponent	Score	RPI S	Opponent	Score	RPI S	Opponent	Score								
						82 N	Towson	0 3	196 A	Florida A&M	0 3								
									196 H	Florida A&M	0 3								
									204 A	Ga. Southern	0 3								
									228 A	Southern Utah	0 3								
									241 A	Gardner-Webb	0 3								
									243 N	Southeast Mo. St.	0 3								
									280 A	Mercer	0 3								
									280 H	Mercer	0 3								
									287 A	Alabama St.	0 3								
									292 N	Wofford	0 3								
									293 N	UC Riverside	0 3								
									303 A	Charleston So.	0 3								
									303 H	Charleston So.	0 3								
									306 A	Bethune-Cookman	0 3								
									306 H	Bethune-Cookman	0 3								
									309 N	UMES	0 3								
									316 A	Citadel	0 3								
									316 H	Citadel	0 3								
									316 N	Citadel	1 3								
									317 H	Alabama A&M	1 3								
									326 A	N.C. Central	0 3								
									326 H	N.C. Central	0 3								
									328 A	N.C. A&T	0 3								
									328 H	N.C. A&T	0 3								
									331 A	South Carolina St.	0 3								
									331 H	South Carolina St.	1 3								
Non-Div. I Games:		Tougaloo		3 0		Brewton Parker		3 1		Brewton Parker		3 0		Fort Valley St.		3 0			
		Fort Valley St.		3 1										Savannah St.					