

Average RPI Win:	71	WON-LOST RECORD	WINNING PCT. RANK	LAST 10 GAMES	STRENGTH OF SCHEDULE	OPP. STRENGTH OF SCHEDULE	TEAM RPI	ADJ RPI	CONF. RPI	ADJ CONF. RPI					
DIV. I ONLY		23- 3	.88462	11	10- 0	6	8	1	.71914	1	1	1			
DIV. I NON-CONF.		8- 2	.8	44	0- 0	21	30	13	.66371	13	1	1			
<hr/>															
TOTALS	RPI 1-25	RPI 26-50		W-L RECORDS		RPI 51-100		RPI 101-150		RPI 150+					
23- 3	8- 3	4- 0		OVERALL		4- 0		4- 0		3- 0					
11- 0	3- 0	3- 0		HOME		2- 0		3- 0		0- 0					
9- 2	4- 2	1- 0		AWAY		2- 0		1- 0		1- 0					
3- 1	1- 1	0- 0		NEUTRAL		0- 0		0- 0		2- 0					
8- 2	2- 2	0- 0		NON-CONFERENCE		1- 0		3- 0		2- 0					
3- 0	0- 0	0- 0		HOME		0- 0		3- 0		0- 0					
2- 1	1- 1	0- 0		AWAY		1- 0		0- 0		0- 0					
3- 1	1- 1	0- 0		NEUTRAL		0- 0		0- 0		2- 0					
15- 1	6- 1	4- 0		CONFERENCE		3- 0		1- 0		1- 0					
8- 0	3- 0	3- 0		HOME		2- 0		0- 0		0- 0					
7- 1	3- 1	1- 0		AWAY		1- 0		1- 0		1- 0					
0- 0	0- 0	0- 0		NEUTRAL		0- 0		0- 0		0- 0					
RPI	S	Opponent	Score	RPI	S	Opponent	Score	RPI	S	Opponent	Score				
7	A	Wisconsin	3 2	33	H	Purdue	3 1	55	H	Michigan St.	3 0	104	A	Maryland	3 0
7	H	Wisconsin	3 1	37	H	Michigan	3 1	62	A	Iowa	3 0	117	H	North Dakota St.	3 0
8	A	Penn St.	2 3	39	A	Northwestern	3 1	91	H	Indiana	3 0	118	H	UCF	3 0
8	H	Penn St.	3 0	39	H	Northwestern	3 0	96	A	Col. of Charleston	3 0	132	H	UC Irvine	3 0
9	A	Nebraska	3 1									193	A	Rutgers	3 0
10	A	Ohio St.	3 2									198	N	Sam Houston St.	3 0
12	A	Stanford	0 3									218	N	Bryant	3 0
13	A	Louisville	3 2												
14	N	Texas A&M	2 3												
22	H	Illinois	3 2												
23	N	North Carolina	3 0												
				LAST 10 GAMES											
				8	H	Penn St.	3 0	91	H	Indiana	3 0				
				39	A	Northwestern	3 1	62	A	Iowa	3 0				
				37	H	Michigan	3 1	9	A	Nebraska	3 1				
				55	H	Michigan St.	3 0	7	H	Wisconsin	3 1				
				33	H	Purdue	3 1	7	A	Wisconsin	3 2				

Non-Div. I Games:

Minnesota

Average RPI Win:		83	WON-LOST RECORD		WINNING PCT. RANK		LAST 10 GAMES		STRENGTH OF SCHEDULE		OPP. STRENGTH OF SCHEDULE		TEAM RPI		ADJ RPI		CONF. RPI		ADJ CONF. RPI			
DIV. I ONLY			22- 2		.91667 7		9- 1		9		30		2		.71595 2		2		2			
DIV. I NON-CONF.			10- 1		.90909 15		0- 0		13		49		3		.70191 3		3		3			
TOTALS		RPI 1-25		RPI 26-50		W-L RECORDS		RPI 51-100		RPI 101-150		RPI 150+										
22- 2		5- 1		6- 1		OVERALL		4- 0		2- 0		5- 0										
13- 1		3- 1		3- 0		HOME		3- 0		2- 0		2- 0										
7- 1		2- 0		3- 1		AWAY		0- 0		0- 0		2- 0										
2- 0		0- 0		0- 0		NEUTRAL		1- 0		0- 0		1- 0										
10- 1		1- 1		3- 0		NON-CONFERENCE		3- 0		2- 0		1- 0										
7- 1		1- 1		2- 0		HOME		2- 0		2- 0		0- 0										
1- 0		0- 0		1- 0		AWAY		0- 0		0- 0		0- 0										
2- 0		0- 0		0- 0		NEUTRAL		1- 0		0- 0		1- 0										
12- 1		4- 0		3- 1		CONFERENCE		1- 0		0- 0		4- 0										
6- 0		2- 0		1- 0		HOME		1- 0		0- 0		2- 0										
6- 1		2- 0		2- 1		AWAY		0- 0		0- 0		2- 0										
0- 0		0- 0		0- 0		NEUTRAL		0- 0		0- 0		0- 0										
RPI	S	Opponent		Score		RPI	S	Opponent		Score		RPI	S	Opponent		Score						
4	H	Florida		1	3	28	H	Colorado St.		3	0	61	H	Oklahoma		3	1	119	H	LSU	3	0
5	A	Kansas		3	2	36	H	Santa Clara		3	0	65	H	Rice		3	0	132	H	UC Irvine	3	0
5	H	Kansas		3	0	38	A	TCU		0	3	69	N	New Mexico St.		3	1	158	A	Texas Tech	3	0
9	H	Nebraska		3	2	38	H	TCU		3	0	73	H	UTSA		3	0	158	H	Texas Tech	3	0
21	A	Iowa St.		3	0	47	A	Baylor		3	0							181	A	West Virginia	3	0
21	H	Iowa St.		3	0	48	A	Kansas St.		3	0							181	H	West Virginia	3	0
						50	A	Arizona		3	2							331	N	Savannah St.	3	0

Average RPI Win:		80	WON-LOST		WINNING		LAST 10		STRENGTH OF		OPP. STRENGTH		TEAM	ADJ		CONF.	ADJ CONF.	
Average RPI Loss:		6	RECORD		PCT. RANK		GAMES		SCHEDULE		OF SCHEDULE		RPI	RPI		RPI	RPI	
DIV. I ONLY			27- 1		.96429		1		9- 1		52		4		3		.70421	
DIV. I NON-CONF.			12- 0		1		1		0- 0		85		3		4		.68846	
TOTALS		RPI 1-25		RPI 26-50		W-L RECORDS		RPI 51-100		RPI 101-150		RPI 150+						
27- 1		7- 1		2- 0		OVERALL		10- 0		6- 0		2- 0						
15- 0		3- 0		2- 0		HOME		5- 0		3- 0		2- 0						
9- 1		2- 1		0- 0		AWAY		5- 0		2- 0		0- 0						
3- 0		2- 0		0- 0		NEUTRAL		0- 0		1- 0		0- 0						
12- 0		4- 0		0- 0		NON-CONFERENCE		4- 0		2- 0		2- 0						
7- 0		2- 0		0- 0		HOME		2- 0		1- 0		2- 0						
2- 0		0- 0		0- 0		AWAY		2- 0		0- 0		0- 0						
3- 0		2- 0		0- 0		NEUTRAL		0- 0		1- 0		0- 0						
15- 1		3- 1		2- 0		CONFERENCE		6- 0		4- 0		0- 0						
8- 0		1- 0		2- 0		HOME		3- 0		2- 0		0- 0						
7- 1		2- 1		0- 0		AWAY		3- 0		2- 0		0- 0						
0- 0		0- 0		0- 0		NEUTRAL		0- 0		0- 0		0- 0						
RPI	S	Opponent		Score		RPI	S	Opponent		Score		RPI	S	Opponent		Score		
6	A	Washington		0 3		32	H	Arizona St.		3 1		52	A	UNI		3 0		
6	H	Washington		3 1		50	H	Arizona		3 1		53	A	Oregon		3 0		
11	A	UCLA		3 0								53	H	Oregon		3 0		
12	A	Stanford		3 2								56	H	Idaho St.		3 0		
15	N	Kentucky		3 0								59	A	Colorado		3 2		
17	H	BYU		3 0								59	H	Colorado		3 1		
20	N	Creighton		3 0								61	A	Oklahoma		3 1		
23	H	North Carolina		3 1								67	H	Pepperdine		3 0		
												97	A	Washington St.		3 2		
												97	H	Washington St.		3 0		
						LAST 10 GAMES												
						143	H	Oregon St.		3 0		6	A	Washington		0 3		
						53	H	Oregon		3 0		53	A	Oregon		3 0		
						126	H	Utah		3 0		143	A	Oregon St.		3 1		
						59	H	Colorado		3 1		50	H	Arizona		3 1		
						97	A	Washington St.		3 2		32	H	Arizona St.		3 1		

Average RPI Win:		86	WON-LOST RECORD		WINNING PCT. RANK		LAST 10 GAMES		STRENGTH OF SCHEDULE		OPP. STRENGTH OF SCHEDULE		TEAM RPI		ADJ RPI		CONF. RPI		ADJ CONF. RPI								
DIV. I ONLY			20- 5		.8 28		9- 1		3		38		4		.68996 4		5		5								
DIV. I NON-CONF.			8- 1		.88889 23		0- 0		2		40		1		.71883 1		4		4								
TOTALS		RPI 1-25		RPI 26-50		W-L RECORDS		RPI 51-100		RPI 101-150		RPI 150+															
20- 5		5- 2		1- 2		OVERALL		6- 1		5- 0		3- 0															
10- 1		3- 1		1- 0		HOME		3- 0		3- 0		0- 0															
7- 4		2- 1		0- 2		AWAY		2- 1		1- 0		2- 0															
3- 0		0- 0		0- 0		NEUTRAL		1- 0		1- 0		1- 0															
8- 1		2- 0		0- 1		NON-CONFERENCE		3- 0		2- 0		1- 0						1- 0									
2- 0		1- 0		0- 0		HOME		0- 0		1- 0		0- 0						0- 0									
3- 1		1- 0		0- 1		AWAY		2- 0		0- 0		0- 0						0- 0									
3- 0		0- 0		0- 0		NEUTRAL		1- 0		1- 0		1- 0						1- 0									
12- 4		3- 2		1- 1		CONFERENCE		3- 1		3- 0		2- 0						2- 0									
8- 1		2- 1		1- 0		HOME		3- 0		2- 0		0- 0						0- 0									
4- 3		1- 1		0- 1		AWAY		0- 1		1- 0		2- 0						2- 0									
0- 0		0- 0		0- 0		NEUTRAL		0- 0		0- 0		0- 0						0- 0									
RPI	S	Opponent		Score		RPI	S	Opponent		Score		RPI	S	Opponent		Score		RPI	S	Opponent		Score					
2	A	Texas		3	1	27	A	Hawaii		2	3	53	N	Oregon		3	0	105	A	Tennessee		3	0				
14	H	Texas A&M		3	0	46	A	Arkansas		2	3	63	A	James Madison		3	0	105	H	Tennessee		3	0				
15	A	Kentucky		3	1	46	H	Arkansas		3	0	78	H	Ole Miss		3	0	120	H	St. John's (NY)		3	0				
15	H	Kentucky		1	3							79	A	Auburn		2	3	129	H	Mississippi St.		3	0				
16	A	Missouri		2	3							79	H	Auburn		3	0	148	N	San Diego St.		3	0				
16	H	Missouri		3	0							80	A	American		3	1	162	A	South Carolina		3	0				
24	H	Florida St.		3	1							82	H	Alabama		3	0	185	N	Eastern Wash.		3	1				
																		207	A	Georgia		3	0				
						LAST 10 GAMES																					
						105 H Tennessee						3	0	162 A South Carolina						3	0						
						82 H Alabama						3	0	16 H Missouri						3	0						
						79 A Auburn						2	3	46 H Arkansas						3	0						
						129 H Mississippi St.						3	0	15 A Kentucky						3	1						
						207 A Georgia						3	0	105 A Tennessee						3	0						

Non-Div. I Games:

Florida

Average RPI Win:	101	WON-LOST	WINNING	LAST 10	STRENGTH OF	OPP. STRENGTH	TEAM	ADJ	CONF.	ADJ CONF.		
Average RPI Loss:	2	RECORD	PCT. RANK	GAMES	SCHEDULE	OF SCHEDULE	RPI	RPI	RPI	RPI		
DIV. I ONLY		23- 2	.92	6	8- 2	34	21	5	.68714	5	2	2
DIV. I NON-CONF.		12- 0	1	1	0- 0	100	75	18	.65887	17	3	3

TOTALS	RPI 1-25	RPI 26-50		W-L RECORDS		RPI 51-100		RPI 101-150		RPI 150+		
23- 2	2- 2	9- 0		OVERALL		4- 0		2- 0		6- 0		
12- 1	1- 1	4- 0		HOME		3- 0		0- 0		4- 0		
7- 1	1- 1	4- 0		AWAY		1- 0		0- 0		1- 0		
4- 0	0- 0	1- 0		NEUTRAL		0- 0		2- 0		1- 0		
12- 0	0- 0	4- 0		NON-CONFERENCE		2- 0		2- 0		4- 0		
6- 0	0- 0	1- 0		HOME		2- 0		0- 0		3- 0		
2- 0	0- 0	2- 0		AWAY		0- 0		0- 0		0- 0		
4- 0	0- 0	1- 0		NEUTRAL		0- 0		2- 0		1- 0		
11- 2	2- 2	5- 0		CONFERENCE		2- 0		0- 0		2- 0		
6- 1	1- 1	3- 0		HOME		1- 0		0- 0		1- 0		
5- 1	1- 1	2- 0		AWAY		1- 0		0- 0		1- 0		
0- 0	0- 0	0- 0		NEUTRAL		0- 0		0- 0		0- 0		
RPI S	Opponent	Score	RPI S	Opponent	Score	RPI S	Opponent	Score	RPI S	Opponent	Score	
2 A	Texas	0 3	34 N	Marquette	3 0	61 A	Oklahoma	3 1	125 N	Army West Point	3 0	
2 H	Texas	2 3	38 A	TCU	3 0	61 H	Oklahoma	3 0	144 N	Northern Colo.	3 1	
21 A	Iowa St.	3 1	38 H	TCU	3 0	81 H	Gonzaga	3 1	158 A	Texas Tech	3 0	
21 H	Iowa St.	3 0	43 H	Missouri St.	3 0	93 H	Duke	3 0	181 H	West Virginia	3 0	
			46 A	Arkansas	3 1				182 H	UMKC	3 0	
			47 A	Baylor	3 1				208 N	McNeese St.	3 0	
			47 H	Baylor	3 0				274 H	South Dakota St.	3 0	
			48 H	Kansas St.	3 1				312 H	Western Ill.	3 0	
			49 A	Wyoming	3 0							

			LAST 10 GAMES									
			38 H TCU			2 A Texas			0 3			
			2 H Texas			61 H Oklahoma			3 0			
			61 A Oklahoma			47 A Baylor			3 1			
			47 H Baylor			21 H Iowa St.			3 0			
			21 A Iowa St.			158 A Texas Tech			3 0			

Non-Div. I Games:

Kansas

Average RPI Win:		97	WON-LOST		WINNING		LAST 10		STRENGTH OF		OPP. STRENGTH		TEAM		ADJ		CONF.		ADJ CONF.		
Average RPI Loss:		8	RECORD		PCT. RANK		GAMES		SCHEDULE		OF SCHEDULE		RPI		RPI		RPI		RPI		
DIV. I ONLY			24- 2		.92308		5		9- 1		47		10		6		.68594		6		
DIV. I NON-CONF.			10- 0		1		1		0- 0		252		22		38		.61305		38		
TOTALS		RPI 1-25		RPI 26-50		W-L RECORDS		RPI 51-100		RPI 101-150		RPI 150+									
24- 2		4- 2		5- 0		OVERALL		6- 0		2- 0		7- 0									
14- 0		3- 0		2- 0		HOME		3- 0		1- 0		5- 0									
7- 2		1- 2		2- 0		AWAY		3- 0		0- 0		1- 0									
3- 0		0- 0		1- 0		NEUTRAL		0- 0		1- 0		1- 0									
10- 0		0- 0		1- 0		NON-CONFERENCE		3- 0		1- 0		5- 0									
5- 0		0- 0		0- 0		HOME		1- 0		0- 0		4- 0									
2- 0		0- 0		0- 0		AWAY		2- 0		0- 0		0- 0									
3- 0		0- 0		1- 0		NEUTRAL		0- 0		1- 0		1- 0									
14- 2		4- 2		4- 0		CONFERENCE		3- 0		1- 0		2- 0									
9- 0		3- 0		2- 0		HOME		2- 0		1- 0		1- 0									
5- 2		1- 2		2- 0		AWAY		1- 0		0- 0		1- 0									
0- 0		0- 0		0- 0		NEUTRAL		0- 0		0- 0		0- 0									
RPI	S	Opponent		Score		RPI	S	Opponent		Score		RPI	S	Opponent		Score					
3	A	Southern California		1	3	32	A	Arizona St.		3	0	53	H	Oregon		3	0				
3	H	Southern California		3	0	32	H	Arizona St.		3	0	59	H	Colorado		3	0				
11	A	UCLA		3	0	45	N	Boise St.		3	0	61	A	Oklahoma		3	1				
11	H	UCLA		3	1	50	A	Arizona		3	0	81	A	Gonzaga		3	0				
12	A	Stanford		2	3	50	H	Arizona		3	1	95	H	Murray St.		3	0				
12	H	Stanford		3	1							97	A	Washington St.		3	2				
						LAST 10 GAMES															
						167 H California						3	0	3 H Southern California						3	0
						12 H Stanford						3	1	167 A California						3	0
						50 A Arizona						3	0	12 A Stanford						2	3
						32 A Arizona St.						3	0	53 H Oregon						3	0
						11 H UCLA						3	1	143 H Oregon St.						3	0

Non-Div. I Games:

Washington

Average RPI Win:	73	WON-LOST RECORD	20- 6	WINNING PCT. RANK	.76923	36	LAST 10 GAMES	8- 2	STRENGTH OF SCHEDULE	8	OPP. STRENGTH OF SCHEDULE	2	TEAM RPI	7	ADJ RPI	.68499	7	CONF. RPI	1	ADJ CONF. RPI	1		
Average RPI Loss:	14		8- 2		.8	44		0- 0		15		15		8		.68137	6		1		1		
<hr/>																							
TOTALS		RPI 1-25		RPI 26-50		W-L RECORDS		RPI 51-100		RPI 101-150		RPI 150+											
20- 6		5- 5		5- 1		OVERALL		6- 0		1- 0		3- 0											
11- 2		1- 2		3- 0		HOME		5- 0		0- 0		2- 0											
7- 3		3- 3		1- 0		AWAY		1- 0		1- 0		1- 0											
2- 1		1- 0		1- 1		NEUTRAL		0- 0		0- 0		0- 0											
8- 2		3- 1		1- 1		NON-CONFERENCE		2- 0		0- 0		2- 0											
4- 1		0- 1		0- 0		HOME		2- 0		0- 0		2- 0											
2- 0		2- 0		0- 0		AWAY		0- 0		0- 0		0- 0											
2- 1		1- 0		1- 1		NEUTRAL		0- 0		0- 0		0- 0											
12- 4		2- 4		4- 0		CONFERENCE		4- 0		1- 0		1- 0											
7- 1		1- 1		3- 0		HOME		3- 0		0- 0		0- 0											
5- 3		1- 3		1- 0		AWAY		1- 0		1- 0		1- 0											
0- 0		0- 0		0- 0		NEUTRAL		0- 0		0- 0		0- 0											
RPI	S	Opponent		Score		RPI	S	Opponent		Score		RPI	S	Opponent		Score		RPI	S	Opponent		Score	
1	A	Minnesota		1 3		33	H	Purdue		3 1		55	H	Michigan St.		3 0		104	A	Maryland		3 0	
1	H	Minnesota		2 3		37	A	Michigan		3 0		62	A	Iowa		3 0		193	A	Rutgers		3 0	
8	A	Penn St.		0 3		37	H	Michigan		3 0		62	H	Iowa		3 0		201	H	Colgate		3 0	
9	A	Nebraska		3 1		39	H	Northwestern		3 0		91	H	Indiana		3 0		207	H	Georgia		3 0	
10	A	Ohio St.		2 3		46	N	Arkansas		2 3		96	H	Col. of Charleston		3 0							
13	A	Louisville		3 1		48	N	Kansas St.		3 1		98	H	Kent St.		3 0							
19	H	Western Ky.		1 3																			
20	A	Creighton		3 0																			
22	H	Illinois		3 1																			
23	N	North Carolina		3 0																			
						LAST 10 GAMES																	
						62 H Iowa						33 H Purdue						3 1					
						37 A Michigan						9 A Nebraska						3 1					
						55 H Michigan St.						62 A Iowa						3 0					
						37 H Michigan						1 A Minnesota						1 3					
						91 H Indiana						1 H Minnesota						2 3					

Non-Div. I Games:

Average RPI Win: 92		WON-LOST	WINNING	LAST 10	STRENGTH OF		OPP. STRENGTH	TEAM	ADJ	CONF.	ADJ CONF.
Average RPI Loss: 16		RECORD	PCT. RANK	GAMES	SCHEDULE		OF SCHEDULE	RPI	RPI	RPI	RPI
DIV. I ONLY		24-3	.88889	10	51		6	8	.68016	8	1
DIV. I NON-CONF.		11-0	1	1	172		36	23	.63857	23	1
TOTALS		RPI 1-25	RPI 26-50		W-L RECORDS		RPI 51-100		RPI 101-150		RPI 150+
24-3	6-2	3-1		OVERALL		6-0		3-0		6-0	
11-1	4-1	2-0		HOME		3-0		0-0		2-0	
9-2	2-1	1-1		AWAY		2-0		1-0		3-0	
4-0	0-0	0-0		NEUTRAL		1-0		2-0		1-0	
11-0	1-0	1-0		NON-CONFERENCE		2-0		2-0		5-0	
5-0	1-0	1-0		HOME		1-0		0-0		2-0	
2-0	0-0	0-0		AWAY		0-0		0-0		2-0	
4-0	0-0	0-0		NEUTRAL		1-0		2-0		1-0	
13-3	5-2	2-1		CONFERENCE		4-0		1-0		1-0	
6-1	3-1	1-0		HOME		2-0		0-0		0-0	
7-2	2-1	1-1		AWAY		2-0		1-0		1-0	
0-0	0-0	0-0		NEUTRAL		0-0		0-0		0-0	
RPI S	Opponent	Score		RPI S	Opponent	Score		RPI S	Opponent	Score	
1 A	Minnesota	0 3		33 H	Purdue	3 0		55 A	Michigan St.	3 0	
1 H	Minnesota	3 2		37 A	Michigan	3 2		59 H	Colorado	3 0	
7 H	Wisconsin	3 0		39 A	Northwestern	2 3		62 A	Iowa	3 0	
9 H	Nebraska	2 3		44 H	Villanova	3 0		62 H	Iowa	3 0	
10 A	Ohio St.	3 0						79 N	Auburn	3 0	
10 H	Ohio St.	3 1						91 H	Indiana	3 0	
12 H	Stanford	3 0									
22 A	Illinois	3 1									

Average RPI Win:	83	WON-LOST RECORD	WINNING PCT. RANK	LAST 10 GAMES	STRENGTH OF SCHEDULE	OPP. STRENGTH OF SCHEDULE	TEAM RPI	ADJ RPI	CONF. RPI	ADJ CONF. RPI		
DIV. I ONLY		22- 4	.84615	17	8- 2	36	1	9	.6756	9	1	1
DIV. I NON-CONF.		9- 1	.9	20	0- 0	56	8	12	.66983	10	1	1
<hr/>												
TOTALS	RPI 1-25	RPI 26-50		W-L RECORDS		RPI 51-100		RPI 101-150		RPI 150+		
22- 4	4- 4	4- 0		OVERALL		6- 0		5- 0		3- 0		
11- 2	0- 2	2- 0		HOME		2- 0		4- 0		3- 0		
10- 2	4- 2	2- 0		AWAY		3- 0		1- 0		0- 0		
1- 0	0- 0	0- 0		NEUTRAL		1- 0		0- 0		0- 0		
9- 1	2- 1	1- 0		NON-CONFERENCE		1- 0		3- 0		2- 0		
6- 0	0- 0	1- 0		HOME		0- 0		3- 0		2- 0		
2- 1	2- 1	0- 0		AWAY		0- 0		0- 0		0- 0		
1- 0	0- 0	0- 0		NEUTRAL		1- 0		0- 0		0- 0		
13- 3	2- 3	3- 0		CONFERENCE		5- 0		2- 0		1- 0		
5- 2	0- 2	1- 0		HOME		2- 0		1- 0		1- 0		
8- 1	2- 1	2- 0		AWAY		3- 0		1- 0		0- 0		
0- 0	0- 0	0- 0		NEUTRAL		0- 0		0- 0		0- 0		
RPI S	Opponent	Score		RPI S	Opponent	Score		RPI S	Opponent	Score		
1 H	Minnesota	1	3	33 A	Purdue	3	0	53 N	Oregon	3	2	
2 A	Texas	2	3	37 H	Michigan	3	1	55 A	Michigan St.	3	2	
7 H	Wisconsin	1	3	39 A	Northwestern	3	0	55 H	Michigan St.	3	1	
8 A	Penn St.	3	2	40 H	Pittsburgh	3	1	62 A	Iowa	3	0	
10 A	Ohio St.	2	3					62 H	Iowa	3	0	
20 A	Creighton	3	0					91 A	Indiana	3	0	
21 A	Iowa St.	3	1									
22 A	Illinois	3	0									

Average RPI Win: 83		WON-LOST	WINNING	LAST 10	STRENGTH OF		OPP. STRENGTH	TEAM	ADJ	CONF.	ADJ CONF.
Average RPI Loss: 37		RECORD	PCT. RANK	GAMES	SCHEDULE		OF SCHEDULE	RPI	RPI	RPI	RPI
DIV. I ONLY		21- 7	.75	43	10		15	11	.66968	10	1
DIV. I NON-CONF.		11- 1	.91667	12	28		71	5	.68112	7	1
TOTALS		RPI 1-25	RPI 26-50		W-L RECORDS		RPI 51-100		RPI 101-150		RPI 150+
21- 7		6- 3	4- 2		OVERALL		4- 1		1- 1		6- 0
9- 3		5- 2	1- 1		HOME		2- 0		1- 0		0- 0
6- 4		1- 1	2- 1		AWAY		1- 1		0- 1		2- 0
6- 0		0- 0	1- 0		NEUTRAL		1- 0		0- 0		4- 0
11- 1		2- 0	1- 1		NON-CONFERENCE		2- 0		1- 0		5- 0
3- 0		2- 0	0- 0		HOME		0- 0		1- 0		0- 0
2- 1		0- 0	0- 1		AWAY		1- 0		0- 0		1- 0
6- 0		0- 0	1- 0		NEUTRAL		1- 0		0- 0		4- 0
10- 6		4- 3	3- 1		CONFERENCE		2- 1		0- 1		1- 0
6- 3		3- 2	1- 1		HOME		2- 0		0- 0		0- 0
4- 3		1- 1	2- 0		AWAY		0- 1		0- 1		1- 0
0- 0		0- 0	0- 0		NEUTRAL		0- 0		0- 0		0- 0
RPI S	Opponent	Score	RPI S	Opponent	Score	RPI S	Opponent	Score	RPI S	Opponent	Score
1 H	Minnesota	2 3	33 H	Purdue	3 2	55 A	Michigan St.	0 3	102 H	Northern Ill.	3 0
7 H	Wisconsin	3 2	37 A	Michigan	3 1	60 N	Syracuse	3 1	104 A	Maryland	0 3
8 A	Penn St.	1 3	37 H	Michigan	0 3	62 H	Iowa	3 1	152 N	Butler	3 0
8 H	Penn St.	0 3	39 A	Northwestern	3 0	91 H	Indiana	3 1	165 N	Western Mich.	3 0
9 H	Nebraska	3 2	49 A	Wyoming	1 3	92 A	Oakland	3 1	186 A	LIU Brooklyn	3 0
22 A	Illinois	3 1	50 N	Arizona	3 1				189 N	Eastern Ill.	3 0
22 H	Illinois	3 1							193 A	Rutgers	3 0
24 H	Florida St.	3 1							194 N	South Dakota	3 0
24 H	Florida St.	3 2									
LAST 10 GAMES											
	37 H Michigan	0 3		8 H Penn St.	0 3						
	22 H Illinois	3 1		37 A Michigan	3 1						
	193 A Rutgers	3 0		55 A Michigan St.	0 3						
	104 A Maryland	0 3		91 H Indiana	3 1						
	8 A Penn St.	1 3		33 H Purdue	3 2						

Non-Div. I Games:

Ohio St.

Average RPI Win:		87	WON-LOST RECORD		WINNING PCT. RANK		LAST 10 GAMES		STRENGTH OF SCHEDULE		OPP. STRENGTH OF SCHEDULE		TEAM RPI	ADJ RPI		CONF. RPI	ADJ CONF. RPI	
DIV. I ONLY			21- 5	.80769	23	8- 2			21	14	10	.6652	11	3	3			
DIV. I NON-CONF.			9- 1	.9	20	0- 0			6	35	2	.71643	2	2	2			
TOTALS		RPI 1-25		RPI 26-50		W-L RECORDS		RPI 51-100		RPI 101-150		RPI 150+						
21- 5		1- 3		4- 1		OVERALL		9- 1		5- 0		2- 0						
7- 4		0- 2		2- 1		HOME		3- 1		2- 0		0- 0						
10- 1		0- 1		1- 0		AWAY		4- 0		3- 0		2- 0						
4- 0		1- 0		1- 0		NEUTRAL		2- 0		0- 0		0- 0						
9- 1		1- 0		2- 1		NON-CONFERENCE		4- 0		1- 0		1- 0						
1- 1		0- 0		0- 1		HOME		1- 0		0- 0		0- 0						
4- 0		0- 0		1- 0		AWAY		1- 0		1- 0		1- 0						
4- 0		1- 0		1- 0		NEUTRAL		2- 0		0- 0		0- 0						
12- 4		0- 3		2- 0		CONFERENCE		5- 1		4- 0		1- 0						
6- 3		0- 2		2- 0		HOME		2- 1		2- 0		0- 0						
6- 1		0- 1		0- 0		AWAY		3- 0		2- 0		1- 0						
0- 0		0- 0		0- 0		NEUTRAL		0- 0		0- 0		0- 0						
RPI	S	Opponent		Score		RPI	S	Opponent		Score		RPI	S	Opponent		Score		
3	H	Southern California		0	3	26	H	Loyola Marymount		0	3	51	H	Virginia		3	0	
6	A	Washington		1	3	27	A	Hawaii		3	1	53	A	Oregon		3	1	
6	H	Washington		0	3	31	N	San Diego		3	1	53	H	Oregon		2	3	
25	N	SMU		3	0	32	H	Arizona St.		3	0	54	A	Long Beach St.		3	1	
						50	H	Arizona		3	0	59	A	Colorado		3	0	
												59	H	Colorado		3	0	
												62	N	Iowa		3	0	
												80	N	American		3	0	
												97	A	Washington St.		3	1	
												97	H	Washington St.		3	0	
						LAST 10 GAMES												
						143	H	Oregon St.		3	1	97	A	Washington St.		3	1	
						53	H	Oregon		2	3	143	A	Oregon St.		3	2	
						126	H	Utah		3	1	53	A	Oregon		3	1	
						59	H	Colorado		3	0	32	H	Arizona St.		3	0	
						6	A	Washington		1	3	50	H	Arizona		3	0	

Non-Div. I Games:

UCLA

Average RPI Win: 77		WON-LOST	WINNING	LAST 10	STRENGTH OF		OPP. STRENGTH	TEAM	ADJ	CONF.	ADJ CONF.
Average RPI Loss: 22		RECORD	PCT. RANK	GAMES	SCHEDULE		OF SCHEDULE	RPI	RPI	RPI	RPI
DIV. I ONLY		18-6	.75	43	14		3	12	.66446	12	3
DIV. I NON-CONF.		6-2	.75	60	11		1	6	.68245	5	2
TOTALS		RPI 1-25	RPI 26-50		W-L RECORDS		RPI 51-100		RPI 101-150		RPI 150+
18-6		4-4	3-1		OVERALL		6-1		3-0		2-0
10-1		3-1	2-0		HOME		3-0		1-0		1-0
7-5		0-3	1-1		AWAY		3-1		2-0		1-0
1-0		1-0	0-0		NEUTRAL		0-0		0-0		0-0
6-2		3-2	0-0		NON-CONFERENCE		2-0		0-0		1-0
4-0		2-0	0-0		HOME		1-0		0-0		1-0
1-2		0-2	0-0		AWAY		1-0		0-0		0-0
1-0		1-0	0-0		NEUTRAL		0-0		0-0		0-0
12-4		1-2	3-1		CONFERENCE		4-1		3-0		1-0
6-1		1-1	2-0		HOME		2-0		1-0		0-0
6-3		0-1	1-1		AWAY		2-1		2-0		1-0
0-0		0-0	0-0		NEUTRAL		0-0		0-0		0-0
RPI S	Opponent	Score		RPI S	Opponent	Score		RPI S	Opponent	Score	
1 H	Minnesota	3	0	32 A	Arizona St.	1	3	53 A	Oregon	3	0
3 H	Southern California	2	3	32 H	Arizona St.	3	0	53 H	Oregon	3	1
6 A	Washington	1	3	50 A	Arizona	3	2	59 A	Colorado	1	3
6 H	Washington	3	2	50 H	Arizona	3	1	68 H	Pacific	3	0
8 A	Penn St.	0	3					93 A	Duke	3	2
14 H	Texas A&M	3	0					97 A	Washington St.	3	1
22 N	Illinois	3	1					97 H	Washington St.	3	0
23 A	North Carolina	0	3								
LAST 10 GAMES											
	97 A Washington St.	3	1		32 H Arizona St.	3	0				
	6 A Washington	1	3		97 H Washington St.	3	0				
	143 A Oregon St.	3	0		6 H Washington	3	2				
	53 A Oregon	3	0		59 A Colorado	1	3				
	50 H Arizona	3	1		126 A Utah	3	0				

Non-Div. I Games:

Stanford

Average RPI Win:		105	WON-LOST RECORD		WINNING PCT. RANK		LAST 10 GAMES		STRENGTH OF SCHEDULE		OPP. STRENGTH OF SCHEDULE		TEAM RPI		ADJ RPI		CONF. RPI		ADJ CONF. RPI			
DIV. I ONLY			21- 5		.80769 23		9- 1		27		25		13		.65836 13		6		6			
DIV. I NON-CONF.			6- 4		.6 132		0- 0		10		5		24		.63684 24		6		6			
TOTALS		RPI 1-25		RPI 26-50		W-L RECORDS		RPI 51-100		RPI 101-150		RPI 150+										
21- 5		2- 5		3- 0		OVERALL		5- 0		6- 0		5- 0										
11- 2		0- 2		2- 0		HOME		3- 0		3- 0		3- 0										
8- 3		1- 3		1- 0		AWAY		2- 0		2- 0		2- 0										
2- 0		1- 0		0- 0		NEUTRAL		0- 0		1- 0		0- 0										
6- 4		1- 4		0- 0		NON-CONFERENCE		2- 0		3- 0		0- 0										
3- 2		0- 2		0- 0		HOME		1- 0		2- 0		0- 0										
1- 2		0- 2		0- 0		AWAY		1- 0		0- 0		0- 0										
2- 0		1- 0		0- 0		NEUTRAL		0- 0		1- 0		0- 0										
15- 1		1- 1		3- 0		CONFERENCE		3- 0		3- 0		5- 0										
8- 0		0- 0		2- 0		HOME		2- 0		1- 0		3- 0										
7- 1		1- 1		1- 0		AWAY		1- 0		2- 0		2- 0										
0- 0		0- 0		0- 0		NEUTRAL		0- 0		0- 0		0- 0										
RPI	S	Opponent		Score		RPI	S	Opponent		Score		RPI	S	Opponent		Score						
1	H	Minnesota		2	3	35	A	Miami (FL)		3	1	51	A	Virginia		3	0	107	H	Virginia Tech	3	0
7	H	Wisconsin		1	3	35	H	Miami (FL)		3	1	57	H	Ohio		3	2	110	A	Georgia Tech	3	0
15	A	Kentucky		1	3	40	H	Pittsburgh		3	2	60	H	Syracuse		3	1	122	N	Miami (OH)	3	1
20	N	Creighton		3	2							86	A	Cincinnati		3	1	126	H	Utah	3	0
22	A	Illinois		0	3							93	H	Duke		3	0	145	A	North Carolina St.	3	0
23	A	North Carolina		1	3													146	H	Seton Hall	3	0
24	A	Florida St.		3	2													166	H	Boston College	3	0
																		168	H	Wake Forest	3	0
																		205	A	Notre Dame	3	0
																		205	H	Notre Dame	3	0
																		206	A	Clemson	3	0
LAST 10 GAMES																						
						24	A	Florida St.		3	2	23	A	North Carolina		1	3					
						35	A	Miami (FL)		3	1	51	A	Virginia		3	0					
						107	H	Virginia Tech		3	0	205	H	Notre Dame		3	0					
						40	H	Pittsburgh		3	2	93	H	Duke		3	0					
						145	A	North Carolina St.		3	0	168	H	Wake Forest		3	0					

Non-Div. I Games:

Louisville

Average RPI Win:	106	WON-LOST	WINNING		LAST 10		STRENGTH OF		OPP. STRENGTH		TEAM	ADJ	CONF.	ADJ CONF.	
Average RPI Loss:	28	RECORD	PCT. RANK		GAMES		SCHEDULE		OF SCHEDULE		RPI	RPI	RPI	RPI	
DIV. I ONLY		19- 6	.76	38	10- 0		19		29		19	.65328	14	5	5
DIV. I NON-CONF.		7- 4	.63636	118	0- 0		25		14		34	.62461	31	4	4
TOTALS		RPI 1-25		RPI 26-50		W-L RECORDS		RPI 51-100		RPI 101-150		RPI 150+			
19- 6		3- 4		2- 1		OVERALL		5- 1		4- 0		5- 0			
10- 1		1- 0		2- 1		HOME		3- 0		2- 0		2- 0			
7- 4		1- 3		0- 0		AWAY		2- 1		2- 0		2- 0			
2- 1		1- 1		0- 0		NEUTRAL		0- 0		0- 0		1- 0			
7- 4		1- 3		2- 0		NON-CONFERENCE		1- 1		0- 0		3- 0			
4- 0		0- 0		2- 0		HOME		1- 0		0- 0		1- 0			
1- 3		0- 2		0- 0		AWAY		0- 1		0- 0		1- 0			
2- 1		1- 1		0- 0		NEUTRAL		0- 0		0- 0		1- 0			
12- 2		2- 1		0- 1		CONFERENCE		4- 0		4- 0		2- 0			
6- 1		1- 0		0- 1		HOME		2- 0		2- 0		1- 0			
6- 1		1- 1		0- 0		AWAY		2- 0		2- 0		1- 0			
0- 0		0- 0		0- 0		NEUTRAL		0- 0		0- 0		0- 0			
RPI S	Opponent		Score		RPI S	Opponent		Score		RPI S	Opponent		Score		
1 N	Minnesota		3	2	28 H	Colorado St.		3	2	62 A	Iowa		1	3	
4 A	Florida		0	3	30 H	Wichita St.		3	0	69 H	New Mexico St.		3	2	
12 A	Stanford		0	3	46 H	Arkansas		1	3	78 A	Ole Miss		3	2	
15 A	Kentucky		3	1						78 H	Ole Miss		3	0	
16 H	Missouri		3	0						79 A	Auburn		3	0	
21 N	Iowa St.		1	3						82 H	Alabama		3	0	
24 A	Florida St.		1	3											

Non-Div. I Games:

Texas A&M

Average RPI Win:	90	WON-LOST RECORD	WINNING PCT. RANK	LAST 10 GAMES	STRENGTH OF SCHEDULE	OPP. STRENGTH OF SCHEDULE	TEAM RPI	ADJ RPI	CONF. RPI	ADJ CONF. RPI	
DIV. I ONLY		18- 8	.69231 69	7- 3	5	19	15	.65132 15	5	5	
DIV. I NON-CONF.		7- 5	.58333 137	0- 0	3	17	22	.64186 22	4	4	
<hr/>											
TOTALS	RPI 1-25	RPI 26-50		W-L RECORDS	RPI 51-100		RPI 101-150		RPI 150+		
18- 8	2- 6	1- 1		OVERALL	7- 1		6- 0		2- 0		
8- 4	1- 3	1- 0		HOME	2- 1		4- 0		0- 0		
9- 1	1- 0	0- 1		AWAY	5- 0		1- 0		2- 0		
1- 3	0- 3	0- 0		NEUTRAL	0- 0		1- 0		0- 0		
7- 5	1- 3	0- 1		NON-CONFERENCE	3- 1		3- 0		0- 0		
4- 1	1- 0	0- 0		HOME	1- 1		2- 0		0- 0		
2- 1	0- 0	0- 1		AWAY	2- 0		0- 0		0- 0		
1- 3	0- 3	0- 0		NEUTRAL	0- 0		1- 0		0- 0		
11- 3	1- 3	1- 0		CONFERENCE	4- 0		3- 0		2- 0		
4- 3	0- 3	1- 0		HOME	1- 0		2- 0		0- 0		
7- 0	1- 0	0- 0		AWAY	3- 0		1- 0		2- 0		
0- 0	0- 0	0- 0		NEUTRAL	0- 0		0- 0		0- 0		
<hr/>											
RPI S	Opponent	Score	RPI S	Opponent	Score	RPI S	Opponent	Score	RPI S	Opponent	Score
3 N	Southern California	0 3	30 A	Wichita St.	2 3	52 A	UNI	3 1	102 N	Northern Ill.	3 0
4 A	Florida	3 1	46 H	Arkansas	3 0	55 H	Michigan St.	3 2	105 A	Tennessee	3 0
4 H	Florida	1 3				57 H	Ohio	1 3	112 H	IUPUI	3 0
13 H	Louisville	3 1				70 A	Xavier	3 1	119 H	LSU	3 1
14 H	Texas A&M	1 3				78 A	Ole Miss	3 0	128 H	Little Rock	3 0
16 H	Missouri	2 3				79 A	Auburn	3 2	129 H	Mississippi St.	3 0
20 N	Creighton	0 3				82 A	Alabama	3 0	162 A	South Carolina	3 0
22 N	Illinois	0 3				82 H	Alabama	3 1	207 A	Georgia	3 0
<hr/>											
LAST 10 GAMES											
16 H Missouri					2 3	78 A Ole Miss					3 0
105 A Tennessee					3 0	82 A Alabama					3 0
207 A Georgia					3 0	4 H Florida					1 3
119 H LSU					3 1	79 A Auburn					3 2
14 H Texas A&M					1 3	46 H Arkansas					3 0

Non-Div. I Games:

Kentucky

Average RPI Win:		120	WON-LOST RECORD		WINNING PCT. RANK		LAST 10 GAMES		STRENGTH OF SCHEDULE		OPP. STRENGTH OF SCHEDULE		TEAM RPI		ADJ RPI		CONF. RPI		ADJ CONF. RPI				
DIV. I ONLY			23- 4		.85185 16		8- 2		54		40		16		.65061 16		5		5				
DIV. I NON-CONF.			12- 1		.92308 10		0- 0		54		76		17		.65834 18		4		4				
TOTALS		RPI 1-25		RPI 26-50		W-L RECORDS		RPI 51-100		RPI 101-150		RPI 150+											
23- 4		3- 2		1- 0		OVERALL		6- 2		5- 0		8- 0											
9- 0		1- 0		0- 0		HOME		4- 0		3- 0		1- 0											
8- 4		1- 2		0- 0		AWAY		1- 2		2- 0		4- 0											
6- 0		1- 0		1- 0		NEUTRAL		1- 0		0- 0		3- 0											
12- 1		1- 0		1- 0		NON-CONFERENCE		3- 1		1- 0		6- 0											
2- 0		0- 0		0- 0		HOME		1- 0		1- 0		0- 0											
4- 1		0- 0		0- 0		AWAY		1- 1		0- 0		3- 0											
6- 0		1- 0		1- 0		NEUTRAL		1- 0		0- 0		3- 0											
11- 3		2- 2		0- 0		CONFERENCE		3- 1		4- 0		2- 0											
7- 0		1- 0		0- 0		HOME		3- 0		2- 0		1- 0											
4- 3		1- 2		0- 0		AWAY		0- 1		2- 0		1- 0											
0- 0		0- 0		0- 0		NEUTRAL		0- 0		0- 0		0- 0											
RPI	S	Opponent		Score		RPI	S	Opponent		Score		RPI	S	Opponent		Score							
4	A	Florida		0 3		42	N	Southern Ill.		3 1		70	A	Saint Louis		0 3		105	H	Tennessee	3 1		
4	H	Florida		3 2								78	H	Ole Miss		3 1		117	H	North Dakota St.	3 2		
14	A	Texas A&M		0 3								79	H	Auburn		3 2		119	A	LSU	3 0		
15	A	Kentucky		3 2								82	A	Alabama		2 3		129	A	Mississippi St.	3 1		
18	N	Arkansas St.		3 2								82	H	Alabama		3 2		129	H	Mississippi St.	3 1		
												84	A	Appalachian St.		3 2		152	A	Butler	3 1		
												88	N	FGCU		3 0		163	N	Liberty	3 1		
												89	H	North Texas		3 0		170	A	South Fla.	3 1		
																		207	A	Georgia	3 0		
																		207	H	Georgia	3 0		
																		209	N	Charlotte	3 1		
																		224	N	Youngstown St.	3 0		
																		245	A	Winthrop	3 0		
						LAST 10 GAMES																	

Average RPI Win: 109		WON-LOST RECORD		WINNING PCT. RANK		LAST 10 GAMES		STRENGTH OF SCHEDULE		OPP. STRENGTH OF SCHEDULE		TEAM RPI		ADJ RPI		CONF. RPI		ADJ CONF. RPI	
DIV. I ONLY		23- 3		.88462 11		9- 1		78		26		17		.64889 17		4		4	
DIV. I NON-CONF.		10- 1		.90909 15		0- 0		177		31		37		.61622 37		5		5	
TOTALS		RPI 1-25		RPI 26-50		W-L RECORDS		RPI 51-100		RPI 101-150		RPI 150+							
23- 3		1- 1		4- 2		OVERALL		9- 0		4- 0		5- 0							
9- 0		0- 0		2- 0		HOME		4- 0		2- 0		1- 0							
10- 3		0- 1		1- 2		AWAY		5- 0		2- 0		2- 0							
4- 0		1- 0		1- 0		NEUTRAL		0- 0		0- 0		2- 0							
10- 1		1- 1		1- 0		NON-CONFERENCE		2- 0		3- 0		3- 0							
3- 0		0- 0		0- 0		HOME		1- 0		2- 0		0- 0							
3- 1		0- 1		0- 0		AWAY		1- 0		1- 0		1- 0							
4- 0		1- 0		1- 0		NEUTRAL		0- 0		0- 0		2- 0							
13- 2		0- 0		3- 2		CONFERENCE		7- 0		1- 0		2- 0							
6- 0		0- 0		2- 0		HOME		3- 0		0- 0		1- 0							
7- 2		0- 0		1- 2		AWAY		4- 0		1- 0		1- 0							
0- 0		0- 0		0- 0		NEUTRAL		0- 0		0- 0		0- 0							
RPI S	Opponent		Score		RPI S	Opponent		Score		RPI S	Opponent		Score		RPI S	Opponent		Score	
3 A	Southern California		0 3		26 A	Loyola Marymount		2 3		56 H	Idaho St.		3 2		114 A	San Francisco		3 1	
23 N	North Carolina		3 1		26 H	Loyola Marymount		3 1		67 A	Pepperdine		3 0		126 A	Utah		3 0	
					31 A	San Diego		3 0		68 A	Pacific		3 2		143 H	Oregon St.		3 0	
					31 H	San Diego		3 0		68 H	Pacific		3 0		143 H	Oregon St.		3 1	
					33 N	Purdue		3 0		70 A	Saint Louis		3 0		171 A	St. Mary's (CA)		3 0	
					36 A	Santa Clara		1 3		81 A	Gonzaga		3 2		171 H	St. Mary's (CA)		3 0	
										81 H	Gonzaga		3 0		188 A	Utah Valley		3 0	
										94 A	Portland		3 1		311 N	Chicago St.		3 0	
										94 H	Portland		3 0		327 N	Ark.-Pine Bluff		3 0	
					LAST 10 GAMES														
					81 A	Gonzaga		3 2		26 A	Loyola Marymount		2 3						
					94 A	Portland		3 1		67 A	Pepperdine		3 0						
					68 H	Pacific		3 0		94 H	Portland		3 0						
					171 H	St. Mary's (CA)		3 0		81 H	Gonzaga		3 0						
					31 H	San Diego		3 0		171 A	St. Mary's (CA)		3 0						

Non-Div. I Games:

BYU

Average RPI Win:	159	WON-LOST	WINNING	LAST 10	STRENGTH OF	OPP. STRENGTH	TEAM	ADJ	CONF.	ADJ CONF.				
Average RPI Loss:	16	RECORD	PCT. RANK	GAMES	SCHEDULE	OF SCHEDULE	RPI	RPI	RPI	RPI				
DIV. I ONLY	25- 1	.96154	2	10- 0	82	130	14	.64745	18	15	15			
DIV. I NON-CONF.	9- 1	.9	20	0- 0	34	72	10	.66712	12	16	16			
<hr/>														
TOTALS	RPI 1-25	RPI 26-50		W-L RECORDS		RPI 51-100		RPI 101-150		RPI 150+				
25- 1	0- 1	2- 0		OVERALL		4- 0		5- 0		14- 0				
8- 0	0- 0	0- 0		HOME		1- 0		3- 0		4- 0				
12- 0	0- 0	1- 0		AWAY		1- 0		2- 0		8- 0				
5- 1	0- 1	1- 0		NEUTRAL		2- 0		0- 0		2- 0				
<hr/>														
9- 1	0- 1	2- 0		NON-CONFERENCE		2- 0		1- 0		4- 0				
0- 0	0- 0	0- 0		HOME		0- 0		0- 0		0- 0				
4- 0	0- 0	1- 0		AWAY		0- 0		1- 0		2- 0				
5- 1	0- 1	1- 0		NEUTRAL		2- 0		0- 0		2- 0				
<hr/>														
16- 0	0- 0	0- 0		CONFERENCE		2- 0		4- 0		10- 0				
8- 0	0- 0	0- 0		HOME		1- 0		3- 0		4- 0				
8- 0	0- 0	0- 0		AWAY		1- 0		1- 0		6- 0				
0- 0	0- 0	0- 0		NEUTRAL		0- 0		0- 0		0- 0				
<hr/>														
RPI S	Opponent	Score	RPI S	Opponent	Score	RPI S	Opponent	Score	RPI S	Opponent	Score			
16 N	Missouri	2 3	42 N	Southern Ill.	3 0	70 N	Saint Louis	3 0	103 H	Texas St.	3 2			
			43 A	Missouri St.	3 2	84 A	Appalachian St.	3 1	115 A	Tulsa	3 0			
						84 H	Appalachian St.	3 0	116 H	Texas-Arlington	3 1			
						88 N	FGCU	3 1	128 A	Little Rock	3 2			
									128 H	Little Rock	3 1			
									160 A	South Ala.	3 0			
									160 H	South Ala.	3 0			
									164 N	Stephen F. Austin	3 0			
									170 A	South Fla.	3 0			
									177 A	Troy	3 2			
									177 H	Troy	3 0			
									182 N	UMKC	3 0			
									232 A	Ga. Southern	3 0			
									232 H	Ga. Southern	3 0			
									251 A	La.-Monroe	3 0			
									251 H	La.-Monroe	3 0			
									265 A	Southeast Mo. St.	3 0			
									266 A	Georgia St.	3 0			
									290 A	La.-Lafayette	3 0			
<hr/>														
			LAST 10 GAMES											
			84 H Appalachian St.			3 0			251 H La.-Monroe			3 0		
			84 A Appalachian St.			3 1			103 H Texas St.			3 2		
			266 A Georgia St.			3 0			160 H South Ala.			3 0		
			232 H Ga. Southern			3 0			232 A Ga. Southern			3 0		
			128 H Little Rock			3 1			128 A Little Rock			3 2		

Non-Div. I Games:

Arkansas St.

Average RPI Win:	141	WON-LOST RECORD	WINNING PCT. RANK	LAST 10 GAMES		STRENGTH OF SCHEDULE	OPP. STRENGTH OF SCHEDULE	TEAM RPI	ADJ RPI	CONF. RPI	ADJ CONF. RPI
DIV. I ONLY		28- 3	.90323 8	9- 1		68	81	18	.64532 19	11	11
DIV. I NON-CONF.		13- 2	.86667 25	0- 0		43	38	16	.65992 15	12	12
<hr/>											
TOTALS	RPI 1-25		RPI 26-50	W-L RECORDS		RPI 51-100			RPI 101-150		RPI 150+
28- 3	1- 0		2- 2	OVERALL		9- 1			2- 0		14- 0
11- 1	0- 0		1- 1	HOME		3- 0			1- 0		6- 0
12- 1	1- 0		1- 0	AWAY		3- 1			1- 0		6- 0
5- 1	0- 0		0- 1	NEUTRAL		3- 0			0- 0		2- 0
13- 2	1- 0		2- 2	NON-CONFERENCE		5- 0			1- 0		4- 0
3- 1	0- 0		1- 1	HOME		1- 0			0- 0		1- 0
5- 0	1- 0		1- 0	AWAY		1- 0			1- 0		1- 0
5- 1	0- 0		0- 1	NEUTRAL		3- 0			0- 0		2- 0
15- 1	0- 0		0- 0	CONFERENCE		4- 1			1- 0		10- 0
8- 0	0- 0		0- 0	HOME		2- 0			1- 0		5- 0
7- 1	0- 0		0- 0	AWAY		2- 1			0- 0		5- 0
0- 0	0- 0		0- 0	NEUTRAL		0- 0			0- 0		0- 0
RPI S	Opponent	Score	RPI S	Opponent	Score	RPI S	Opponent	Score	RPI S	Opponent	Score
7 A	Wisconsin	3 1	29 N	Dayton	0 3	52 N	UNI	3 1	102 A	Northern Ill.	3 2
			39 H	Northwestern	3 0	58 A	Lipscomb	3 0	123 H	Southern Miss.	3 1
			42 A	Southern Ill.	3 1	65 A	Rice	2 3	151 A	FIU	3 0
			43 H	Missouri St.	2 3	73 H	UTSA	3 1	151 H	FIU	3 0
						82 N	Alabama	3 0	157 A	Marshall	3 1
						85 A	Fla. Atlantic	3 0	157 H	Marshall	3 0
						85 H	Fla. Atlantic	3 0	192 A	Belmont	3 0
						89 A	North Texas	3 2	195 A	UTEP	3 0
						96 N	Col. of Charleston	3 0	195 H	UTEP	3 0
						100 H	Furman	3 0	201 N	Colgate	3 0
									209 A	Charlotte	3 0
									233 A	Middle Tenn.	3 1
									252 H	Louisiana Tech	3 0
									268 N	UT Martin	3 0
									273 H	Austin Peay	3 0
									291 H	UAB	3 0

Non-Div. I Games:

Western Ky.

Average RPI Win:	120	WON-LOST	WINNING	LAST 10	STRENGTH OF	OPP. STRENGTH	TEAM	ADJ	CONF.	ADJ CONF.		
Average RPI Loss:	27	RECORD	PCT. RANK	GAMES	SCHEDULE	OF SCHEDULE	RPI	RPI	RPI	RPI		
DIV. I ONLY		22- 8	.73333	52	9- 1	15	50	20	.64474	20	8	8
DIV. I NON-CONF.		6- 7	.46154	185	0- 0	1	6	36	.62118	35	7	7
<hr/>												
TOTALS	RPI 1-25	RPI 26-50		W-L RECORDS		RPI 51-100		RPI 101-150		RPI 150+		
22- 8	1- 5	5- 1		OVERALL		3- 2		6- 0		7- 0		
13- 3	0- 2	4- 0		HOME		2- 1		3- 0		4- 0		
7- 3	0- 1	1- 1		AWAY		1- 1		2- 0		3- 0		
2- 2	1- 2	0- 0		NEUTRAL		0- 0		1- 0		0- 0		
<hr/>												
6- 7	1- 5	2- 0		NON-CONFERENCE		1- 2		2- 0		0- 0		
4- 3	0- 2	2- 0		HOME		1- 1		1- 0		0- 0		
0- 2	0- 1	0- 0		AWAY		0- 1		0- 0		0- 0		
2- 2	1- 2	0- 0		NEUTRAL		0- 0		1- 0		0- 0		
<hr/>												
16- 1	0- 0	3- 1		CONFERENCE		2- 0		4- 0		7- 0		
9- 0	0- 0	2- 0		HOME		1- 0		2- 0		4- 0		
7- 1	0- 0	1- 1		AWAY		1- 0		2- 0		3- 0		
0- 0	0- 0	0- 0		NEUTRAL		0- 0		0- 0		0- 0		
<hr/>												
RPI S	Opponent	Score		RPI S	Opponent	Score		RPI S	Opponent	Score		
3 N	Southern California	0	3	34 A	Marquette	3	0	52 A	UNI	1	3	
7 H	Wisconsin	0	3	34 H	Marquette	3	0	58 H	Lipscomb	3	0	
9 H	Nebraska	0	3	44 A	Villanova	2	3	68 H	Pacific	1	3	
13 N	Louisville	2	3	44 H	Villanova	3	1	70 A	Xavier	3	1	
15 N	Kentucky	3	0	46 H	Arkansas	3	0	70 H	Xavier	3	0	
22 A	Illinois	0	3	48 H	Kansas St.	3	2					
<hr/>												
				LAST 10 GAMES								
				152 H Butler		3	0	44 A Villanova		2	3	
				70 H Xavier		3	0	120 H St. John's (NY)		3	0	
				197 A DePaul		3	1	250 H Providence		3	0	
				34 A Marquette		3	0	70 A Xavier		3	1	
				146 A Seton Hall		3	0	152 A Butler		3	1	

Non-Div. I Games:

Creighton

Average RPI Win:	92	WON-LOST	WINNING	LAST 10	STRENGTH OF	OPP. STRENGTH	TEAM	ADJ	CONF.	ADJ CONF.					
Average RPI Loss:	21	RECORD	PCT. RANK	GAMES	SCHEDULE	OF SCHEDULE	RPI	RPI	RPI	RPI					
DIV. I ONLY		16- 8	.66667	87	7- 3	11	9	21	.64333	21	2	2			
DIV. I NON-CONF.		7- 4	.63636	118	0- 0	24	13	31	.62585	30	3	3			
<hr/>															
TOTALS	RPI 1-25	RPI 26-50		W-L RECORDS		RPI 51-100		RPI 101-150		RPI 150+					
16- 8	1- 5	5- 1		OVERALL		4- 2		1- 0		5- 0					
8- 4	0- 3	3- 1		HOME		2- 0		1- 0		2- 0					
4- 4	0- 2	2- 0		AWAY		1- 2		0- 0		1- 0					
4- 0	1- 0	0- 0		NEUTRAL		1- 0		0- 0		2- 0					
<hr/>															
7- 4	1- 1	1- 1		NON-CONFERENCE		2- 2		1- 0		2- 0					
3- 2	0- 1	1- 1		HOME		1- 0		1- 0		0- 0					
0- 2	0- 0	0- 0		AWAY		0- 2		0- 0		0- 0					
4- 0	1- 0	0- 0		NEUTRAL		1- 0		0- 0		2- 0					
<hr/>															
9- 4	0- 4	4- 0		CONFERENCE		2- 0		0- 0		3- 0					
5- 2	0- 2	2- 0		HOME		1- 0		0- 0		2- 0					
4- 2	0- 2	2- 0		AWAY		1- 0		0- 0		1- 0					
0- 0	0- 0	0- 0		NEUTRAL		0- 0		0- 0		0- 0					
<hr/>															
RPI	S	Opponent	Score	RPI	S	Opponent	Score	RPI	S	Opponent	Score				
2	A	Texas	0 3	29	H	Dayton	3 1	51	A	Virginia	2 3	131	H	North Dakota	3 1
2	H	Texas	0 3	34	H	Marquette	0 3	52	H	UNI	3 0	158	H	Texas Tech	3 0
5	A	Kansas	0 3	38	A	TCU	3 0	61	A	Oklahoma	3 1	169	N	Milwaukee	3 0
5	H	Kansas	1 3	38	H	TCU	3 1	61	H	Oklahoma	3 1	174	N	VCU	3 0
9	H	Nebraska	1 3	47	A	Baylor	3 0	62	A	Iowa	1 3	181	A	West Virginia	3 0
14	N	Texas A&M	3 1	48	H	Kansas St.	3 0	84	N	Appalachian St.	3 2	181	H	West Virginia	3 0
<hr/>															
LAST 10 GAMES															
2 H Texas 0 3							47 A Baylor 3 0								
181 A West Virginia 3 0							181 H West Virginia 3 0								
38 A TCU 3 0							38 H TCU 3 1								
61 H Oklahoma 3 1							5 A Kansas 0 3								
5 H Kansas 1 3							48 H Kansas St. 3 0								

Non-Div. I Games:

Iowa St.

Average RPI Win:	101	WON-LOST RECORD		WINNING PCT. RANK		LAST 10 GAMES		STRENGTH OF SCHEDULE		OPP. STRENGTH OF SCHEDULE		TEAM RPI		ADJ RPI		CONF. RPI		ADJ CONF. RPI							
Average RPI Loss:	14																								
DIV. I ONLY		18- 9		.66667	87	7- 3		23		7		27		.6371	22	1		1							
DIV. I NON-CONF.		9- 2		.81818	40	0- 0		23		28		11		.67266	9	1		1							
<hr/>																									
TOTALS		RPI 1-25		RPI 26-50		W-L RECORDS		RPI 51-100		RPI 101-150		RPI 150+													
18- 9		3- 7		4- 2		OVERALL		4- 0		2- 0		5- 0													
8- 3		2- 3		2- 0		HOME		2- 0		1- 0		1- 0													
5- 5		0- 3		2- 2		AWAY		1- 0		1- 0		1- 0													
5- 1		1- 1		0- 0		NEUTRAL		1- 0		0- 0		3- 0													
9- 2		3- 1		1- 1		NON-CONFERENCE		1- 0		1- 0		3- 0													
3- 0		2- 0		0- 0		HOME		0- 0		1- 0		0- 0													
1- 1		0- 0		1- 1		AWAY		0- 0		0- 0		0- 0													
5- 1		1- 1		0- 0		NEUTRAL		1- 0		0- 0		3- 0													
9- 7		0- 6		3- 1		CONFERENCE		3- 0		1- 0		2- 0													
5- 3		0- 3		2- 0		HOME		2- 0		0- 0		1- 0													
4- 4		0- 3		1- 1		AWAY		1- 0		1- 0		1- 0													
0- 0		0- 0		0- 0		NEUTRAL		0- 0		0- 0		0- 0													
RPI	S	Opponent		Score		RPI	S	Opponent		Score		RPI	S	Opponent		Score		RPI	S	Opponent		Score			
1	A	Minnesota		2	3	30	A	Wichita St.		3	0	55	H	Michigan St.		3	1	104	A	Maryland		3	0		
7	A	Wisconsin		1	3	32	A	Arizona St.		2	3	59	N	Colorado		3	0	122	H	Miami (OH)		3	0		
8	H	Penn St.		1	3	33	A	Purdue		2	3	62	H	Iowa		3	0	161	N	UNLV		3	1		
9	H	Nebraska		0	3	37	H	Michigan		3	0	91	A	Indiana		3	0	193	A	Rutgers		3	0		
10	A	Ohio St.		1	3	39	A	Northwestern		3	2							193	H	Rutgers		3	0		
10	H	Ohio St.		1	3	39	H	Northwestern		3	1							274	N	South Dakota St.		3	0		
12	N	Stanford		1	3													305	N	Texas Southern		3	0		
13	H	Louisville		3	0																				
15	N	Kentucky		3	0																				
20	H	Creighton		3	0																				
<hr/>																									
LAST 10 GAMES																									
193 H Rutgers						3	0	55 H Michigan St.						3	1										
10 A Ohio St.						1	3	33 A Purdue						2	3										
39 H Northwestern						3	1	91 A Indiana						3	0										
39 A Northwestern						3	2	9 H Nebraska						0	3										
37 H Michigan						3	0	62 H Iowa						3	0										

Non-Div. I Games:

Illinois

Average RPI Win:	110	WON-LOST	WINNING		LAST 10		STRENGTH OF		OPP. STRENGTH		TEAM	ADJ	CONF.	ADJ CONF.							
Average RPI Loss:	27	RECORD	PCT.	RANK	GAMES		SCHEDULE		OF SCHEDULE		RPI	RPI	RPI	RPI							
DIV. I ONLY		17- 8	.68	77	9- 1		13		32		23	.63707	23	6	6						
DIV. I NON-CONF.		3- 6	.33333	249	0- 0		5		4		70	.58164	61	6	6						

TOTALS		RPI 1-25		RPI 26-50		W-L RECORDS		RPI 51-100		RPI 101-150		RPI 150+									
17- 8		2- 5		3- 1		OVERALL		3- 2		4- 0		5- 0									
10- 3		2- 1		3- 0		HOME		2- 2		1- 0		2- 0									
6- 2		0- 1		0- 1		AWAY		1- 0		3- 0		2- 0									
1- 3		0- 3		0- 0		NEUTRAL		0- 0		0- 0		1- 0									
3- 6		1- 4		1- 0		NON-CONFERENCE		0- 2		0- 0		1- 0									
2- 2		1- 0		1- 0		HOME		0- 2		0- 0		0- 0									
0- 1		0- 1		0- 0		AWAY		0- 0		0- 0		0- 0									
1- 3		0- 3		0- 0		NEUTRAL		0- 0		0- 0		1- 0									
14- 2		1- 1		2- 1		CONFERENCE		3- 0		4- 0		4- 0									
8- 1		1- 1		2- 0		HOME		2- 0		1- 0		2- 0									
6- 1		0- 0		0- 1		AWAY		1- 0		3- 0		2- 0									
0- 0		0- 0		0- 0		NEUTRAL		0- 0		0- 0		0- 0									
RPI	S	Opponent		Score		RPI	S	Opponent		Score		RPI	S	Opponent		Score					
1	N	Minnesota		0	3	35	H	Miami (FL)		3	0	107	A	Virginia Tech		3	1				
3	A	Southern California		1	3	37	H	Michigan		3	0	107	H	Virginia Tech		3	0				
7	N	Wisconsin		0	3	40	A	Pittsburgh		0	3	110	A	Georgia Tech		3	1				
12	H	Stanford		3	0	40	H	Pittsburgh		3	0	66	H	UNCW		2	3				
13	H	Louisville		3	1					93	H	Duke		3	0	145	A	North Carolina St.		3	0
17	N	BYU		1	3											166	A	Boston College		3	2
24	H	Florida St.		2	3											168	H	Wake Forest		3	0
																205	H	Notre Dame		3	1
																206	A	Clemson		3	0
																311	N	Chicago St.		3	0
																LAST 10 GAMES					
						107	H	Virginia Tech		3	0	13	H	Louisville		3	1				
						40	H	Pittsburgh		3	0	206	A	Clemson		3	0				
						166	A	Boston College		3	2	110	A	Georgia Tech		3	1				
						60	A	Syracuse		3	1	35	H	Miami (FL)		3	0				
						205	H	Notre Dame		3	1	24	H	Florida St.		2	3				

Non-Div. I Games:

North Carolina

Average RPI Win:	112	WON-LOST RECORD	WINNING PCT. RANK	LAST 10 GAMES	STRENGTH OF SCHEDULE	OPP. STRENGTH OF SCHEDULE	TEAM RPI	ADJ RPI	CONF. RPI	ADJ CONF. RPI		
DIV. I ONLY		20- 7	.74074	47	7- 3	32	27	22	.63615	24	6	6
DIV. I NON-CONF.		7- 4	.63636	118	0- 0	18	7	25	.63594	25	6	6
<hr/>												
TOTALS	RPI 1-25	RPI 26-50		W-L RECORDS		RPI 51-100		RPI 101-150		RPI 150+		
20- 7	2- 4	2- 2		OVERALL		6- 1		4- 0		6- 0		
10- 1	1- 1	1- 0		HOME		4- 0		1- 0		3- 0		
7- 6	1- 3	0- 2		AWAY		1- 1		2- 0		3- 0		
3- 0	0- 0	1- 0		NEUTRAL		1- 0		1- 0		0- 0		
7- 4	1- 3	1- 0		NON-CONFERENCE		3- 1		1- 0		1- 0		
3- 0	1- 0	0- 0		HOME		2- 0		0- 0		0- 0		
1- 4	0- 3	0- 0		AWAY		0- 1		0- 0		1- 0		
3- 0	0- 0	1- 0		NEUTRAL		1- 0		1- 0		0- 0		
13- 3	1- 1	1- 2		CONFERENCE		3- 0		3- 0		5- 0		
7- 1	0- 1	1- 0		HOME		2- 0		1- 0		3- 0		
6- 2	1- 0	0- 2		AWAY		1- 0		2- 0		2- 0		
0- 0	0- 0	0- 0		NEUTRAL		0- 0		0- 0		0- 0		
RPI S	Opponent	Score		RPI S	Opponent	Score		RPI S	Opponent	Score		
4 A	Florida	1	3	31 N	San Diego	3	0	51 H	Virginia	3	0	
10 A	Ohio St.	2	3	35 A	Miami (FL)	1	3	59 A	Colorado	2	3	
10 A	Ohio St.	1	3	35 H	Miami (FL)	3	2	60 H	Syracuse	3	0	
13 H	Louisville	2	3	40 A	Pittsburgh	0	3	61 N	Oklahoma	3	1	
14 H	Texas A&M	3	1					70 H	Xavier	3	0	
23 A	North Carolina	3	2					83 H	Coastal Caro.	3	0	
								93 A	Duke	3	2	

Non-Div. I Games:

Florida St.

S
M
U

SMU				Through Games Of Though Nov. 15, 2015							
Average RPI Win: 144 Average RPI Loss: 66		WON-LOST RECORD	WINNING PCT. RANK	LAST 10 GAMES	STRENGTH OF SCHEDULE	OPP. STRENGTH OF SCHEDULE	TEAM RPI	ADJ RPI	CONF. RPI	ADJ CONF. RPI	
DIV. I ONLY		25- 3	.89286 9	10- 0	103	75	24	.63145 25	9	9	
DIV. I NON-CONF.		10- 2	.83333 30	0- 0	108	21	35	.6227 33	11	11	
<hr/>											
TOTALS		RPI 1-25	RPI 26-50		W-L RECORDS		RPI 51-100		RPI 101-150		RPI 150+
25- 3	0- 1		3- 1		OVERALL		4- 0		9- 1		9- 0
13- 1	0- 0		1- 1		HOME		3- 0		5- 0		4- 0
9- 1	0- 0		0- 0		AWAY		1- 0		4- 1		4- 0
3- 1	0- 1		2- 0		NEUTRAL		0- 0		0- 0		1- 0
<hr/>											
10- 2	0- 1		3- 1		NON-CONFERENCE		1- 0		2- 0		4- 0
5- 1	0- 0		1- 1		HOME		1- 0		1- 0		2- 0
2- 0	0- 0		0- 0		AWAY		0- 0		1- 0		1- 0
3- 1	0- 1		2- 0		NEUTRAL		0- 0		0- 0		1- 0
<hr/>											
15- 1	0- 0		0- 0		CONFERENCE		3- 0		7- 1		5- 0
8- 0	0- 0		0- 0		HOME		2- 0		4- 0		2- 0
7- 1	0- 0		0- 0		AWAY		1- 0		3- 1		3- 0
0- 0	0- 0		0- 0		NEUTRAL		0- 0		0- 0		0- 0
<hr/>											
RPI S	Opponent	Score		RPI S	Opponent	Score		RPI S	Opponent	Score	
11 N	UCLA	0	3	31 N	San Diego	3	1	73 H	UTSA	3	1
				36 N	Santa Clara	3	1	86 A	Cincinnati	3	0
				38 H	TCU	3	2	86 H	Cincinnati	3	0
				50 H	Arizona	1	3	90 H	Temple	3	0

Non-Div. I Games:

SMU

S
M
U

Average RPI Win: 117		WON-LOST RECORD		WINNING PCT. RANK		LAST 10 GAMES		STRENGTH OF SCHEDULE		OPP. STRENGTH OF SCHEDULE		TEAM RPI		ADJ RPI		CONF. RPI		ADJ CONF. RPI	
DIV. I ONLY		20- 8		.71429 56		8- 2		24		54		26		.62801 26		4		4	
DIV. I NON-CONF.		9- 3		.75 60		0- 0		45		84		32		.6216 34		5		5	
TOTALS		RPI 1-25		RPI 26-50		W-L RECORDS		RPI 51-100		RPI 101-150		RPI 150+							
20- 8		2- 1		1- 3		OVERALL		6- 4		5- 0		6- 0							
9- 4		1- 0		1- 1		HOME		3- 3		3- 0		1- 0							
8- 4		1- 1		0- 2		AWAY		3- 1		2- 0		2- 0							
3- 0		0- 0		0- 0		NEUTRAL		0- 0		0- 0		3- 0							
9- 3		1- 0		0- 1		NON-CONFERENCE		1- 2		3- 0		4- 0							
4- 2		0- 0		0- 0		HOME		1- 2		2- 0		1- 0							
3- 1		1- 0		0- 1		AWAY		0- 0		1- 0		1- 0							
2- 0		0- 0		0- 0		NEUTRAL		0- 0		0- 0		2- 0							
11- 5		1- 1		1- 2		CONFERENCE		5- 2		2- 0		2- 0							
5- 2		1- 0		1- 1		HOME		2- 1		1- 0		0- 0							
5- 3		0- 1		0- 1		AWAY		3- 1		1- 0		1- 0							
1- 0		0- 0		0- 0		NEUTRAL		0- 0		0- 0		1- 0							
RPI S	Opponent		Score		RPI S	Opponent		Score		RPI S	Opponent		Score		RPI S	Opponent		Score	
11 A	UCLA		3	0	31 H	San Diego		0	3	51 H	Virginia		1	3	101 A	Cal Poly		3	1
17 A	BYU		1	3	36 A	Santa Clara		0	3	54 H	Long Beach St.		2	3	114 A	San Francisco		3	0
17 H	BYU		3	2	36 H	Santa Clara		3	2	67 A	Pepperdine		2	3	114 H	San Francisco		3	0
					41 A	Northern Ariz.		2	3	68 A	Pacific		3	0	134 H	Central Ark.		3	0
										68 H	Pacific		1	3	148 H	San Diego St.		3	0
										81 A	Gonzaga		3	2	163 N	Liberty		3	0
										81 H	Gonzaga		3	2	171 A	St. Mary's (CA)		3	2
										92 H	Oakland		3	0	171 N	St. Mary's (CA)		3	0
										94 A	Portland		3	0	202 N	Houston Baptist		3	2
										94 H	Portland		3	0	215 A	UC Santa Barbara		3	2
														237 H	Stony Brook		3	0	
				LAST 10 GAMES															
				114 A	San Francisco		3	0	171 A	St. Mary's (CA)		3	2						
				36 A	Santa Clara		0	3	17 H	BYU		3	2						
				81 H	Gonzaga		3	2	31 H	San Diego		0	3						
				94 H	Portland		3	0	36 H	Santa Clara		3	2						
				68 A	Pacific		3	0	114 H	San Francisco		3	0						

Non-Div. I Games:

Loyola Marymount

Average RPI Win:		151	WON-LOST RECORD		WINNING PCT. RANK	LAST 10 GAMES		STRENGTH OF SCHEDULE		OPP. STRENGTH OF SCHEDULE	TEAM RPI	ADJ RPI	CONF. RPI	ADJ CONF. RPI						
DIV. I ONLY			23- 1		.95833	3	10- 0	181		64	25	.62577	27	14	13					
DIV. I NON-CONF.			10- 1		.90909	15	0- 0	71		9	15	.65906	16	9	9					
TOTALS		RPI 1-25		RPI 26-50		W-L RECORDS		RPI 51-100		RPI 101-150		RPI 150+								
23- 1		1- 1		1- 0		OVERALL		4- 0		8- 0		9- 0								
18- 1		1- 1		1- 0		HOME		3- 0		7- 0		6- 0								
5- 0		0- 0		0- 0		AWAY		1- 0		1- 0		3- 0								
0- 0		0- 0		0- 0		NEUTRAL		0- 0		0- 0		0- 0								
10- 1		1- 1		1- 0		NON-CONFERENCE		2- 0		4- 0		2- 0								
10- 1		1- 1		1- 0		HOME		2- 0		4- 0		2- 0								
0- 0		0- 0		0- 0		AWAY		0- 0		0- 0		0- 0								
0- 0		0- 0		0- 0		NEUTRAL		0- 0		0- 0		0- 0								
13- 0		0- 0		0- 0		CONFERENCE		2- 0		4- 0		7- 0								
8- 0		0- 0		0- 0		HOME		1- 0		3- 0		4- 0								
5- 0		0- 0		0- 0		AWAY		1- 0		1- 0		3- 0								
0- 0		0- 0		0- 0		NEUTRAL		0- 0		0- 0		0- 0								
RPI	S	Opponent			Score		RPI	S	Opponent			Score		RPI	S	Opponent			Score	
4	H	Florida			3	2	30	H	Wichita St.			3	1	54	A	Long Beach St.			3	1
11	H	UCLA			1	3								54	H	Long Beach St.			3	2
														62	H	Iowa			3	1
														80	H	American			3	0
														101	H	Cal Poly			3	0
														132	H	UC Irvine			3	1
														139	H	CSU Bakersfield			3	0
														139	H	CSU Bakersfield			3	1
														143	H	Oregon St.			3	0
														147	A	UC Davis			3	1
														147	H	UC Davis			3	0
														148	H	San Diego St.			3	0
														180	H	Idaho			3	0
														185	H	Eastern Wash.			3	1
														215	H	UC Santa Barbara			3	0
														222	A	CSUN			3	0
														222	H	CSUN			3	0
														228	A	UC Riverside			3	0
														228	H	UC Riverside			3	1
														302	A	Cal St. Fullerton			3	0
														302	H	Cal St. Fullerton			3	0
							LAST 10 GAMES													
							147 A UC Davis					3	1	132 H UC Irvine					3	1
							222 A CSUN					3	0	147 H UC Davis					3	0
							54 A Long Beach St.					3	1	54 H Long Beach St.					3	2
							302 H Cal St. Fullerton					3	0	222 H CSUN					3	0
							228 H UC Riverside					3	1	228 A UC Riverside					3	0

Non-Div. I Games:

Hawaii

Average RPI Win:		155	WON-LOST		WINNING		LAST 10		STRENGTH OF		OPP. STRENGTH		TEAM		ADJ		CONF.		ADJ CONF.		
Average RPI Loss:		16	RECORD		PCT. RANK		GAMES		SCHEDULE		OF SCHEDULE		RPI		RPI		RPI		RPI		
DIV. I ONLY			22- 3		.88 13		10- 0		123		61		30		.62509 28		10		10		
DIV. I NON-CONF.			7- 3		.7 83		0- 0		74		20		44		.60272 44		10		10		
TOTALS		RPI 1-25		RPI 26-50		W-L RECORDS		RPI 51-100		RPI 101-150		RPI 150+									
22- 3		0- 2		4- 1		OVERALL		1- 0		6- 0		11- 0									
14- 1		0- 0		3- 1		HOME		1- 0		4- 0		6- 0									
7- 2		0- 2		1- 0		AWAY		0- 0		2- 0		4- 0									
1- 0		0- 0		0- 0		NEUTRAL		0- 0		0- 0		1- 0									
7- 3		0- 2		1- 1		NON-CONFERENCE		1- 0		2- 0		3- 0									
6- 1		0- 0		1- 1		HOME		1- 0		2- 0		2- 0									
0- 2		0- 2		0- 0		AWAY		0- 0		0- 0		0- 0									
1- 0		0- 0		0- 0		NEUTRAL		0- 0		0- 0		1- 0									
15- 0		0- 0		3- 0		CONFERENCE		0- 0		4- 0		8- 0									
8- 0		0- 0		2- 0		HOME		0- 0		2- 0		4- 0									
7- 0		0- 0		1- 0		AWAY		0- 0		2- 0		4- 0									
0- 0		0- 0		0- 0		NEUTRAL		0- 0		0- 0		0- 0									
RPI S	Opponent		Score		RPI S	Opponent		Score		RPI S	Opponent		Score		RPI S	Opponent		Score			
2 A	Texas		0	3	32 H	Arizona St.		0	3	52 H	UNI		3 0	108 A	New Mexico		3	0			
14 A	Texas A&M		2	3	45 A	Boise St.		3	0					108 H	New Mexico		3	0			
					45 H	Boise St.		3	2					144 H	Northern Colo.		3	0			
					47 H	Baylor		3	0					147 H	UC Davis		3	0			
					49 H	Wyoming		3	0					148 A	San Diego St.		3	0			
														148 H	San Diego St.		3	0			
														165 H	Western Mich.		3	0			
														175 A	Nevada		3	0			
														175 H	Nevada		3	0			
														203 A	Air Force		3	1			
														203 H	Air Force		3	0			
														211 A	San Jose St.		3	1			
														211 H	San Jose St.		3	0			
														239 H	Eastern Ky.		3	0			
														249 A	Utah St.		3	0			
														249 H	Utah St.		3	0			
														293 N	Iona		3	0			
					LAST 10 GAMES																
					211 H San Jose St.					3 0	249 A Utah St.					3 0					
					108 A New Mexico					3 0	45 A Boise St.					3 0					
					203 A Air Force					3 1	211 A San Jose St.					3 1					
					175 H Nevada					3 0	49 H Wyoming					3 0					
					148 H San Diego St.					3 0	203 H Air Force					3 0					

Average RPI Win: 162		WON-LOST RECORD		WINNING PCT. RANK		LAST 10 GAMES		STRENGTH OF SCHEDULE		OPP. STRENGTH OF SCHEDULE		TEAM RPI		ADJ RPI		CONF. RPI		ADJ CONF. RPI	
DIV. I ONLY		23- 5		.82143 22		10- 0		64		105		28		.62376 29		17		17	
DIV. I NON-CONF.		9- 5		.64286 112		2- 0		41		56		45		.60379 42		18		18	
TOTALS		RPI 1-25		RPI 26-50		W-L RECORDS		RPI 51-100		RPI 101-150		RPI 150+							
23- 5		1- 1		0- 3		OVERALL		7- 0		3- 1		12- 0							
13- 1		0- 0		0- 1		HOME		4- 0		2- 0		7- 0							
8- 2		0- 1		0- 1		AWAY		3- 0		1- 0		4- 0							
2- 2		1- 0		0- 1		NEUTRAL		0- 0		0- 1		1- 0							
9- 5		1- 1		0- 3		NON-CONFERENCE		3- 0		1- 1		4- 0							
6- 1		0- 0		0- 1		HOME		2- 0		1- 0		3- 0							
1- 2		0- 1		0- 1		AWAY		1- 0		0- 0		0- 0							
2- 2		1- 0		0- 1		NEUTRAL		0- 0		0- 1		1- 0							
14- 0		0- 0		0- 0		CONFERENCE		4- 0		2- 0		8- 0							
7- 0		0- 0		0- 0		HOME		2- 0		1- 0		4- 0							
7- 0		0- 0		0- 0		AWAY		2- 0		1- 0		4- 0							
0- 0		0- 0		0- 0		NEUTRAL		0- 0		0- 0		0- 0							
RPI S	Opponent	Score		RPI S	Opponent	Score		RPI S	Opponent	Score		RPI S	Opponent	Score					
19 N	Western Ky.	3	0	34 N	Marquette	0	3	64 H	Illinois St.	3	1	109 A	George Washington	3	0				
21 A	Iowa St.	1	3	42 A	Southern Ill.	1	3	70 A	Xavier	3	2	109 H	George Washington	3	2				
				47 H	Baylor	2	3	70 A	Saint Louis	3	1	131 N	North Dakota	2	3				
								70 H	Saint Louis	3	1	141 H	Jacksonville	3	0				
								75 H	Cleveland St.	3	0	174 H	VCU	3	1				
								99 A	Rhode Island	3	2	179 A	Duquesne	3	1				
								99 H	Rhode Island	3	2	187 H	Eastern Mich.	3	0				
												189 H	Eastern Ill.	3	1				
												225 A	George Mason	3	0				
												225 H	George Mason	3	0				
												239 H	Eastern Ky.	3	0				
												241 H	Davidson	3	0				
												268 N	UT Martin	3	0				
												283 A	Fordham	3	0				
												283 H	Fordham	3	0				
												297 A	La Salle	3	0				
				LAST 10 GAMES															
				70 A	Saint Louis	3	1	239 H	Eastern Ky.	3	0								
				225 H	George Mason	3	0	70 H	Saint Louis	3	1								
				109 H	George Washington	3	2	70 A	Xavier	3	2								
				283 A	Fordham	3	0	174 H	VCU	3	1								
				99 A	Rhode Island	3	2	241 H	Davidson	3	0								

Non-Div. I Games:

Dayton

[illegible]

Non-Div. I Games:

Wichita St.

Average RPI Win:	98	WON-LOST	WINNING	LAST 10	STRENGTH OF	OPP. STRENGTH	TEAM	ADJ	CONF.	ADJ CONF.					
Average RPI Loss:	47	RECORD	PCT. RANK	GAMES	SCHEDULE	OF SCHEDULE	RPI	RPI	RPI	RPI					
DIV. I ONLY		19- 8	.7037	58	8- 2	42	20	32	.61971	31	4	4			
DIV. I NON-CONF.		7- 5	.58333	137	1- 0	80	11	75	.57398	72	5	5			
<hr/>															
TOTALS	RPI 1-25	RPI 26-50		W-L RECORDS		RPI 51-100		RPI 101-150		RPI 150+					
19- 8	0- 5	3- 0		OVERALL		9- 2		3- 1		4- 0					
9- 1	0- 1	1- 0		HOME		4- 0		2- 0		2- 0					
9- 4	0- 1	2- 0		AWAY		4- 2		1- 1		2- 0					
1- 3	0- 3	0- 0		NEUTRAL		1- 0		0- 0		0- 0					
<hr/>															
7- 5	0- 3	1- 0		NON-CONFERENCE		2- 1		2- 1		2- 0					
4- 0	0- 0	1- 0		HOME		0- 0		2- 0		1- 0					
2- 2	0- 0	0- 0		AWAY		1- 1		0- 1		1- 0					
1- 3	0- 3	0- 0		NEUTRAL		1- 0		0- 0		0- 0					
<hr/>															
12- 3	0- 2	2- 0		CONFERENCE		7- 1		1- 0		2- 0					
5- 1	0- 1	0- 0		HOME		4- 0		0- 0		1- 0					
7- 2	0- 1	2- 0		AWAY		3- 1		1- 0		1- 0					
0- 0	0- 0	0- 0		NEUTRAL		0- 0		0- 0		0- 0					
<hr/>															
RPI S	Opponent	Score		RPI S	Opponent	Score		RPI S	Opponent	Score		RPI S	Opponent	Score	
11 N	UCLA	1	3	26 A	Loyola Marymount	3	0	54 A	Long Beach St.	2	3	114 A	San Francisco	3	0
17 A	BYU	0	3	36 A	Santa Clara	3	1	59 A	Colorado	3	1	132 A	UC Irvine	1	3
17 H	BYU	0	3	38 H	TCU	3	0	61 N	Oklahoma	3	2	143 H	Oregon St.	3	1
24 N	Florida St.	0	3					67 A	Pepperdine	3	0	148 H	San Diego St.	3	0
25 N	SMU	1	3					67 H	Pepperdine	3	2	159 H	Dartmouth	3	0
								68 A	Pacific	3	0	171 A	St. Mary's (CA)	3	1
								68 H	Pacific	3	0	171 H	St. Mary's (CA)	3	0
								81 A	Gonzaga	3	2	215 A	UC Santa Barbara	3	0
								81 H	Gonzaga	3	1				
								94 A	Portland	0	3				
								94 H	Portland	3	0				
<hr/>															
LAST 10 GAMES															
94 A Portland 0 3 67 A Pepperdine 3 0															
81 A Gonzaga 3 2 26 A Loyola Marymount 3 0															
171 H St. Mary's (CA) 3 0 148 H San Diego St. 3 0															
68 H Pacific 3 0 81 H Gonzaga 3 1															
17 A BYU 0 3 94 H Portland 3 0															

Non-Div. I Games:

San Diego

Average RPI Win: 119		WON-LOST	WINNING	LAST 10	STRENGTH OF		OPP. STRENGTH	TEAM	ADJ	CONF.	ADJ CONF.
Average RPI Loss: 45		RECORD	PCT. RANK	GAMES	SCHEDULE		OF SCHEDULE	RPI	RPI	RPI	RPI
DIV. I ONLY		19- 8	.7037	58	37		41	34	.61917	32	3
DIV. I NON-CONF.		11- 0	1	1	57		129	7	.67353	8	2
TOTALS		RPI 1-25	RPI 26-50		W-L RECORDS		RPI 51-100		RPI 101-150		RPI 150+
19- 8		2- 5	3- 0		OVERALL		4- 2		4- 0		6- 1
12- 1		2- 1	2- 0		HOME		3- 0		2- 0		3- 0
4- 7		0- 4	1- 0		AWAY		0- 2		2- 0		1- 1
3- 0		0- 0	0- 0		NEUTRAL		1- 0		0- 0		2- 0
11- 0		1- 0	2- 0		NON-CONFERENCE		2- 0		1- 0		5- 0
5- 0		1- 0	1- 0		HOME		1- 0		0- 0		2- 0
3- 0		0- 0	1- 0		AWAY		0- 0		1- 0		1- 0
3- 0		0- 0	0- 0		NEUTRAL		1- 0		0- 0		2- 0
8- 8		1- 5	1- 0		CONFERENCE		2- 2		3- 0		1- 1
7- 1		1- 1	1- 0		HOME		2- 0		2- 0		1- 0
1- 7		0- 4	0- 0		AWAY		0- 2		1- 0		0- 1
0- 0		0- 0	0- 0		NEUTRAL		0- 0		0- 0		0- 0
RPI S	Opponent	Score	RPI S	Opponent	Score	RPI S	Opponent	Score	RPI S	Opponent	Score
3 A	Southern California	1 3	28 A	Colorado St.	3 0	59 A	Colorado	2 3	126 A	Utah	3 0
6 A	Washington	0 3	41 H	Northern Ariz.	3 1	59 H	Colorado	3 1	126 H	Utah	3 0
6 H	Washington	0 3	50 H	Arizona	3 1	69 N	New Mexico St.	3 2	143 H	Oregon St.	3 0
11 A	UCLA	0 3				81 H	Gonzaga	3 1	144 A	Northern Colo.	3 0
12 A	Stanford	0 3				97 A	Washington St.	0 3	161 H	UNLV	3 0
12 H	Stanford	3 1				97 H	Washington St.	3 1	165 N	Western Mich.	3 0
22 H	Illinois	3 2							167 A	California	1 3
									167 H	California	3 0
									203 A	Air Force	3 0
									270 N	Northeastern	3 0
									305 H	Texas Southern	3 0
			LAST 10 GAMES								
			126 A	Utah	3 0	12 A	Stanford	0 3			
			59 A	Colorado	2 3	59 H	Colorado	3 1			
			97 H	Washington St.	3 1	126 H	Utah	3 0			
			6 H	Washington	0 3	11 A	UCLA	0 3			
			167 A	California	1 3	3 A	Southern California	1 3			

Non-Div. I Games:

Arizona St.

Average RPI Win: 122		WON-LOST	WINNING	LAST 10	STRENGTH OF		OPP. STRENGTH	TEAM	ADJ		CONF.	ADJ CONF.
Average RPI Loss: 12		RECORD	PCT. RANK	GAMES	SCHEDULE		OF SCHEDULE	RPI	RPI		RPI	RPI
DIV. I ONLY		20- 7	.74074	47	59		18	31	.61895		33	1
DIV. I NON-CONF.		9- 2	.81818	40	132		128	51	.5919		51	1
TOTALS		RPI 1-25	RPI 26-50		W-L RECORDS		RPI 51-100		RPI 101-150		RPI 150+	
20- 7		1- 6	3- 1		OVERALL		6- 0		3- 0		7- 0	
12- 1		1- 1	1- 0		HOME		3- 0		1- 0		6- 0	
7- 4		0- 4	2- 0		AWAY		3- 0		2- 0		0- 0	
1- 2		0- 1	0- 1		NEUTRAL		0- 0		0- 0		1- 0	
9- 2		0- 1	0- 1		NON-CONFERENCE		2- 0		1- 0		6- 0	
6- 0		0- 0	0- 0		HOME		1- 0		0- 0		5- 0	
2- 0		0- 0	0- 0		AWAY		1- 0		1- 0		0- 0	
1- 2		0- 1	0- 1		NEUTRAL		0- 0		0- 0		1- 0	
11- 5		1- 5	3- 0		CONFERENCE		4- 0		2- 0		1- 0	
6- 1		1- 1	1- 0		HOME		2- 0		1- 0		1- 0	
5- 4		0- 4	2- 0		AWAY		2- 0		1- 0		0- 0	
0- 0		0- 0	0- 0		NEUTRAL		0- 0		0- 0		0- 0	
RPI S	Opponent	Score	RPI S	Opponent	Score	RPI S	Opponent	Score	RPI S	Opponent	Score	
1 A	Minnesota	1 3	35 N	Miami (FL)	2 3	55 A	Michigan St.	3 1	104 A	Maryland	3 1	
7 A	Wisconsin	1 3	37 A	Michigan	3 0	57 H	Ohio	3 0	104 H	Maryland	3 1	
8 A	Penn St.	0 3	39 A	Northwestern	3 1	62 H	Iowa	3 2	119 A	LSU	3 0	
9 H	Nebraska	0 3	39 H	Northwestern	3 0	70 A	Saint Louis	3 1	174 H	VCU	3 0	
10 A	Ohio St.	2 3				91 A	Indiana	3 0	191 H	Ball St.	3 0	
17 N	BYU	0 3				91 H	Indiana	3 0	193 H	Rutgers	3 0	
22 H	Illinois	3 2							194 H	South Dakota	3 0	
									205 H	Notre Dame	3 1	
									273 H	Austin Peay	3 0	
									327 N	Ark.-Pine Bluff	3 0	
LAST 10 GAMES												
	39 A Northwestern	3 1		7 A Wisconsin	1 3							
	104 A Maryland	3 1		22 H Illinois	3 2							
	62 H Iowa	3 2		39 H Northwestern	3 0							
	9 H Nebraska	0 3		8 A Penn St.	0 3							
	1 A Minnesota	1 3		10 A Ohio St.	2 3							

Non-Div. I Games:

Purdue

Average RPI Win:		139	WON-LOST RECORD		WINNING PCT. RANK		LAST 10 GAMES		STRENGTH OF SCHEDULE		OPP. STRENGTH OF SCHEDULE		TEAM RPI		ADJ RPI		CONF. RPI		ADJ CONF. RPI	
DIV. I ONLY			20- 9		.68966 72		8- 2		28		78		37		.61768 34		8		8	
DIV. I NON-CONF.			9- 4		.69231 85		1- 0		8		45		20		.65709 19		7		7	
TOTALS		RPI 1-25		RPI 26-50		W-L RECORDS		RPI 51-100		RPI 101-150		RPI 150+								
20- 9		1- 3		4- 3		OVERALL		0- 1		7- 1		8- 1								
10- 3		0- 1		1- 1		HOME		0- 1		4- 0		5- 0								
6- 4		1- 1		1- 2		AWAY		0- 0		1- 1		3- 0								
4- 2		0- 1		2- 0		NEUTRAL		0- 0		2- 0		0- 1								
9- 4		1- 1		3- 2		NON-CONFERENCE		0- 0		4- 0		1- 1								
3- 1		0- 0		0- 1		HOME		0- 0		2- 0		1- 0								
2- 1		1- 0		1- 1		AWAY		0- 0		0- 0		0- 0								
4- 2		0- 1		2- 0		NEUTRAL		0- 0		2- 0		0- 1								
11- 5		0- 2		1- 1		CONFERENCE		0- 1		3- 1		7- 0								
7- 2		0- 1		1- 0		HOME		0- 1		2- 0		4- 0								
4- 3		0- 1		0- 1		AWAY		0- 0		1- 1		3- 0								
0- 0		0- 0		0- 0		NEUTRAL		0- 0		0- 0		0- 0								
RPI	S	Opponent		Score		RPI	S	Opponent		Score		RPI	S	Opponent		Score				
5	N	Kansas		0	3	29	N	Dayton		3	0	70	H	Xavier		0	3			
20	A	Creighton		0	3	30	H	Wichita St.		2	3	112	H	IUPUI		3	1			
20	H	Creighton		0	3	35	N	Miami (FL)		3	2	120	A	St. John's (NY)		2	3			
21	A	Iowa St.		3	0	43	N	Miami (FL)		3	2	120	H	St. John's (NY)		3	0			
						43	A	Missouri St.		3	1	131	N	North Dakota		3	1			
						44	A	Villanova		0	3	138	H	Albany (NY)		3	0			
						44	H	Villanova		3	1	144	N	Northern Colo.		3	1			
						49	A	Wyoming		2	3	146	A	Seton Hall		3	0			
												146	H	Seton Hall		3	1			
												152	H	Butler		3	1			
												169	H	Milwaukee		3	0			
												173	N	Oral Roberts		2	3			
												197	A	DePaul		3	0			
												197	H	DePaul		3	0			
												226	A	Georgetown		3	0			
												226	H	Georgetown		3	0			
												250	A	Providence		3	0			
												250	H	Providence		3	0			
LAST 10 GAMES																				
250 A Providence						3	0	169 H Milwaukee						3	0					
120 A St. John's (NY)						2	3	44 H Villanova						3	1					
226 H Georgetown						3	0	146 H Seton Hall						3	1					
20 H Creighton						0	3	120 H St. John's (NY)						3	0					
197 A DePaul						3	0	250 H Providence						3	0					

Non-Div. I Games:

Marquette

Average RPI Win: 120		WON-LOST RECORD		WINNING PCT. RANK		LAST 10 GAMES		STRENGTH OF SCHEDULE		OPP. STRENGTH OF SCHEDULE		TEAM RPI		ADJ RPI		CONF. RPI		ADJ CONF. RPI					
Average RPI Loss: 45																							
DIV. I ONLY		18- 8		.69231 69		7- 3		38		45		36		.61553 35		6		6					
DIV. I NON-CONF.		7- 3		.7 83		0- 0		52		51		41		.60738 40		6		6					
TOTALS		RPI 1-25		RPI 26-50		W-L RECORDS		RPI 51-100		RPI 101-150		RPI 150+											
18- 8		1- 4		2- 3		OVERALL		4- 0		6- 0		5- 1											
12- 1		1- 1		1- 0		HOME		3- 0		3- 0		4- 0											
5- 5		0- 3		0- 2		AWAY		1- 0		3- 0		1- 0											
1- 2		0- 0		1- 1		NEUTRAL		0- 0		0- 0		0- 1											
7- 3		0- 0		2- 2		NON-CONFERENCE		1- 0		3- 0		1- 1											
5- 0		0- 0		1- 0		HOME		1- 0		2- 0		1- 0											
1- 1		0- 0		0- 1		AWAY		0- 0		1- 0		0- 0											
1- 2		0- 0		1- 1		NEUTRAL		0- 0		0- 0		0- 1											
11- 5		1- 4		0- 1		CONFERENCE		3- 0		3- 0		4- 0											
7- 1		1- 1		0- 0		HOME		2- 0		1- 0		3- 0											
4- 4		0- 3		0- 1		AWAY		1- 0		2- 0		1- 0											
0- 0		0- 0		0- 0		NEUTRAL		0- 0		0- 0		0- 0											
RPI	S	Opponent		Score		RPI	S	Opponent		Score		RPI	S	Opponent		Score		RPI	S	Opponent		Score	
13	A	Louisville		1 3		33	N	Purdue		3 2		51	H	Virginia		3 0		107	A	Virginia Tech		3 2	
13	H	Louisville		1 3		34	N	Marquette		2 3		60	H	Syracuse		3 0		110	H	Georgia Tech		3 1	
23	A	North Carolina		0 3		40	A	Pittsburgh		0 3		64	H	Illinois St.		3 0		118	H	UCF		3 1	
24	A	Florida St.		2 3		43	A	Missouri St.		2 3		93	A	Duke		3 2		119	A	LSU		3 1	
24	H	Florida St.		3 1		48	H	Kansas St.		3 2								145	A	North Carolina St.		3 2	
																		149	H	Seattle		3 0	
																		166	H	Boston College		3 0	
																		168	A	Wake Forest		3 1	
																		173	N	Oral Roberts		1 3	
																		205	H	Notre Dame		3 1	
																		206	H	Clemson		3 0	
																		295	H	Florida A&M		3 0	
						LAST 10 GAMES																	
						205 H Notre Dame 3 1						107 A Virginia Tech 3 2											
						13 H Louisville 1 3						60 H Syracuse 3 0											
						51 H Virginia 3 0						166 H Boston College 3 0											
						24 H Florida St. 3 1						23 A North Carolina 0 3											
						40 A Pittsburgh 0 3						145 A North Carolina St. 3 2											

Non-Div. I Games:

Miami (FL)

Average RPI Win:	132	WON-LOST RECORD	WINNING PCT. RANK	LAST 10 GAMES		STRENGTH OF SCHEDULE	OPP. STRENGTH OF SCHEDULE	TEAM RPI	ADJ RPI	CONF. RPI	ADJ CONF. RPI			
DIV. I ONLY		21- 6	.77778	33	8- 2	76	47	33	.61519	36	4	4		
DIV. I NON-CONF.		9- 3	.75	60	0- 0	140	79	69	.57477	70	5	5		
<hr/>														
TOTALS	RPI 1-25			RPI 26-50	W-L RECORDS		RPI 51-100			RPI 101-150		RPI 150+		
21- 6	1- 2			1- 2	OVERALL		9- 1			2- 1		8- 0		
11- 1	1- 0			1- 1	HOME		4- 0			1- 0		4- 0		
6- 4	0- 1			0- 1	AWAY		4- 1			1- 1		1- 0		
4- 1	0- 1			0- 0	NEUTRAL		1- 0			0- 0		3- 0		
9- 3	0- 2			0- 0	NON-CONFERENCE		3- 0			0- 1		6- 0		
3- 0	0- 0			0- 0	HOME		0- 0			0- 0		3- 0		
2- 2	0- 1			0- 0	AWAY		2- 0			0- 1		0- 0		
4- 1	0- 1			0- 0	NEUTRAL		1- 0			0- 0		3- 0		
12- 3	1- 0			1- 2	CONFERENCE		6- 1			2- 0		2- 0		
8- 1	1- 0			1- 1	HOME		4- 0			1- 0		1- 0		
4- 2	0- 0			0- 1	AWAY		2- 1			1- 0		1- 0		
0- 0	0- 0			0- 0	NEUTRAL		0- 0			0- 0		0- 0		
<hr/>														
RPI	S	Opponent	Score		RPI	S	Opponent	Score		RPI	S	Opponent	Score	
2	A	Texas	0	3	26	A	Loyola Marymount	2	3	67	A	Pepperdine	3	0
17	H	BYU	3	1	26	H	Loyola Marymount	3	0	67	H	Pepperdine	3	0
25	N	SMU	1	3	31	H	San Diego	1	3	68	H	Pacific	3	2
										72	A	Sacramento St.	3	1
										73	A	UTSA	3	1
										81	A	Gonzaga	3	1
										81	H	Gonzaga	3	1
										94	A	Portland	2	3
										94	H	Portland	3	2
										98	N	Kent St.	3	0

Non-Div. I Games:

Santa Clara

Average RPI Win:	97	WON-LOST RECORD	WINNING PCT. RANK	LAST 10 GAMES	STRENGTH OF SCHEDULE	OPP. STRENGTH OF SCHEDULE	TEAM RPI	ADJ RPI	CONF. RPI	ADJ CONF. RPI					
DIV. I ONLY		17- 10	.62963	100	4- 6	26	5	35	.61437	37	1	1			
DIV. I NON-CONF.		10- 1	.90909	15	0- 0	73	25	19	.65107	20	1	1			
<hr/>															
TOTALS	RPI 1-25	RPI 26-50		W-L RECORDS		RPI 51-100		RPI 101-150		RPI 150+					
17- 10	1- 8	2- 1		OVERALL		7- 1		3- 0		4- 0					
10- 4	0- 3	1- 1		HOME		3- 0		2- 0		4- 0					
5- 6	1- 5	1- 0		AWAY		3- 1		0- 0		0- 0					
2- 0	0- 0	0- 0		NEUTRAL		1- 0		1- 0		0- 0					
10- 1	0- 1	1- 0		NON-CONFERENCE		4- 0		2- 0		3- 0					
6- 0	0- 0	1- 0		HOME		1- 0		1- 0		3- 0					
2- 1	0- 1	0- 0		AWAY		2- 0		0- 0		0- 0					
2- 0	0- 0	0- 0		NEUTRAL		1- 0		1- 0		0- 0					
7- 9	1- 7	1- 1		CONFERENCE		3- 1		1- 0		1- 0					
4- 4	0- 3	0- 1		HOME		2- 0		1- 0		1- 0					
3- 5	1- 4	1- 0		AWAY		1- 1		0- 0		0- 0					
0- 0	0- 0	0- 0		NEUTRAL		0- 0		0- 0		0- 0					
RPI	S	Opponent	Score	RPI	S	Opponent	Score	RPI	S	Opponent	Score				
1	A	Minnesota	1 3	33	H	Purdue	0 3	55	A	Michigan St.	0 3	104	H	Maryland	3 0
7	A	Wisconsin	0 3	39	A	Northwestern	3 0	55	H	Michigan St.	3 2	109	H	George Washington	3 1
7	H	Wisconsin	0 3	40	H	Pittsburgh	3 1	57	A	Ohio	3 2	119	N	LSU	3 1
8	H	Penn St.	2 3					62	A	Iowa	3 2	162	H	South Carolina	3 0
9	A	Nebraska	1 3					70	N	Xavier	3 1	165	H	Western Mich.	3 0
10	A	Ohio St.	3 0					91	H	Indiana	3 1	181	H	West Virginia	3 0
10	H	Ohio St.	1 3					92	H	Oakland	3 0	193	H	Rutgers	3 1
22	A	Illinois	0 3					93	A	Duke	3 0				
23	A	North Carolina	0 3												
<hr/>															
LAST 10 GAMES															
10	A	Ohio St.	3 0	39	A	Northwestern	3 0	10	H	Ohio St.	1 3	8	H	Penn St.	2 3
7	H	Wisconsin	0 3	10	H	Ohio St.	1 3	104	H	Maryland	3 0	193	H	Rutgers	3 1
1	A	Minnesota	1 3												
7	A	Wisconsin	0 3												
22	A	Illinois	0 3												

Non-Div. I Games:

Michigan

T
C
U

TCU				Through Games Of Though Nov. 15, 2015													
Average RPI Win:		145	WON-LOST	WINNING	LAST 10	STRENGTH OF	OPP. STRENGTH	TEAM	ADJ	CONF.	ADJ CONF.						
Average RPI Loss:		20	RECORD	PCT. RANK	GAMES	SCHEDULE	OF SCHEDULE	RPI	RPI	RPI	RPI						
DIV. I ONLY			17- 8	.68 77	6- 4	50	31	38	.60896 38	2	2						
DIV. I NON-CONF.			10- 2	.83333 30	0- 0	200	93	66	.57819 67	3	3						

TOTALS		RPI 1-25	RPI 26-50		W-L RECORDS		RPI 51-100		RPI 101-150		RPI 150+						
17- 8		1- 6	3- 2		OVERALL		2- 0		2- 0		9- 0						
7- 2		1- 2	2- 0		HOME		1- 0		1- 0		2- 0						
5- 6		0- 4	1- 2		AWAY		0- 0		1- 0		3- 0						
5- 0		0- 0	0- 0		NEUTRAL		1- 0		0- 0		4- 0						
10- 2		0- 1	0- 1		NON-CONFERENCE		1- 0		2- 0		7- 0						
3- 0		0- 0	0- 0		HOME		0- 0		1- 0		2- 0						
2- 2		0- 1	0- 1		AWAY		0- 0		1- 0		1- 0						
5- 0		0- 0	0- 0		NEUTRAL		1- 0		0- 0		4- 0						
7- 6		1- 5	3- 1		CONFERENCE		1- 0		0- 0		2- 0						
4- 2		1- 2	2- 0		HOME		1- 0		0- 0		0- 0						
3- 4		0- 3	1- 1		AWAY		0- 0		0- 0		2- 0						
0- 0		0- 0	0- 0		NEUTRAL		0- 0		0- 0		0- 0						

RPI S	Opponent		Score		RPI S	Opponent		Score		RPI S	Opponent		Score				
2 A	Texas		0	3	31 A	San Diego		0	3	61 H	Oklahoma		3	2			
2 H	Texas		3	0	47 A	Baylor		3	0	73 N	UTSA		3	1			
5 A	Kansas		0	3	47 H	Baylor		3	2								
5 H	Kansas		0	3	48 A	Kansas St.		1	3								
21 A	Iowa St.		1	3	48 H	Kansas St.		3	2								
21 H	Iowa St.		0	3													
25 A	SMU		2	3													
												103 H	Texas St.		3	0	
												148 A	San Diego St.		3	0	
												158 A	Texas Tech		3	0	
												159 N	Dartmouth		3	0	
												181 A	West Virginia		3	1	
												195 H	UTEP		3	0	
												206 N	Clemson		3	1	
												230 H	Abilene Christian		3	0	
												240 A	Tulane		3	0	
												276 N	Incarnate Word		3	0	
												289 N	Nicholls St.		3	0	

T
C
U

Non-Div. I Games:

TCU

Average RPI Win:		100	WON-LOST RECORD		WINNING PCT. RANK		LAST 10 GAMES		STRENGTH OF SCHEDULE		OPP. STRENGTH OF SCHEDULE		TEAM RPI		ADJ RPI		CONF. RPI		ADJ CONF. RPI	
DIV. I ONLY			13- 14		.48148 183		2- 8		2		16		39		.60474 39		1		1	
DIV. I NON-CONF.			8- 3		.72727 72		0- 0		4		86		14		.66222 14		1		1	
TOTALS		RPI 1-25		RPI 26-50		W-L RECORDS		RPI 51-100		RPI 101-150		RPI 150+								
13- 14		1- 8		1- 4		OVERALL		5- 2		2- 0		4- 0								
5- 6		1- 4		0- 2		HOME		3- 0		0- 0		1- 0								
3- 7		0- 4		0- 2		AWAY		0- 1		2- 0		1- 0								
5- 1		0- 0		1- 0		NEUTRAL		2- 1		0- 0		2- 0								
8- 3		0- 1		1- 1		NON-CONFERENCE		3- 1		1- 0		3- 0								
2- 0		0- 0		0- 0		HOME		1- 0		0- 0		1- 0								
1- 2		0- 1		0- 1		AWAY		0- 0		1- 0		0- 0								
5- 1		0- 0		1- 0		NEUTRAL		2- 1		0- 0		2- 0								
5- 11		1- 7		0- 3		CONFERENCE		2- 1		1- 0		1- 0								
3- 6		1- 4		0- 2		HOME		2- 0		0- 0		0- 0								
2- 5		0- 3		0- 1		AWAY		0- 1		1- 0		1- 0								
0- 0		0- 0		0- 0		NEUTRAL		0- 0		0- 0		0- 0								
RPI	S	Opponent		Score		RPI	S	Opponent		Score		RPI	S	Opponent		Score				
1	A	Minnesota		0 3		33	A	Purdue		0 3		55	H	Michigan St.		3 1				
1	H	Minnesota		1 3		33	H	Purdue		1 3		56	N	Idaho St.		0 3				
7	A	Wisconsin		0 3		37	H	Michigan		0 3		58	H	Lipscomb		3 1				
8	H	Penn St.		3 2		43	N	Missouri St.		3 2		62	H	Iowa		3 1				
9	H	Nebraska		0 3		45	A	Boise St.		0 3		76	N	A&M-Corpus Christi		3 1				
10	H	Ohio St.		0 3								91	A	Indiana		0 3				
19	A	Western Ky.		0 3								100	N	Furman		3 0				
22	A	Illinois		1 3																
22	H	Illinois		2 3																
						LAST 10 GAMES														
						33	H	Purdue		1 3		37	H	Michigan		0 3				
						1	H	Minnesota		1 3		91	A	Indiana		0 3				
						22	A	Illinois		1 3		33	A	Purdue		0 3				
						22	H	Illinois		2 3		62	H	Iowa		3 1				
						55	H	Michigan St.		3 1		9	H	Nebraska		0 3				

Non-Div. I Games:

Northwestern

Average RPI Win:	149	WON-LOST	WINNING	LAST 10	STRENGTH OF	OPP. STRENGTH	TEAM	ADJ	CONF.	ADJ CONF.		
Average RPI Loss:	48	RECORD	PCT. RANK	GAMES	SCHEDULE	OF SCHEDULE	RPI	RPI	RPI	RPI		
DIV. I ONLY		21- 7	.75	43	7- 3	98	58	45	.60092	40	6	6
DIV. I NON-CONF.		10- 2	.83333	30	0- 0	176	81	54	.58677	56	6	6
<hr/>												
TOTALS	RPI 1-25	RPI 26-50		W-L RECORDS		RPI 51-100		RPI 101-150		RPI 150+		
21- 7	2- 3	1- 1		OVERALL		1- 2		6- 1		11- 0		
11- 0	2- 0	1- 0		HOME		0- 0		4- 0		4- 0		
6- 7	0- 3	0- 1		AWAY		1- 2		1- 1		4- 0		
4- 0	0- 0	0- 0		NEUTRAL		0- 0		1- 0		3- 0		
10- 2	0- 1	0- 1		NON-CONFERENCE		0- 0		3- 0		7- 0		
5- 0	0- 0	0- 0		HOME		0- 0		2- 0		3- 0		
1- 2	0- 1	0- 1		AWAY		0- 0		0- 0		1- 0		
4- 0	0- 0	0- 0		NEUTRAL		0- 0		1- 0		3- 0		
11- 5	2- 2	1- 0		CONFERENCE		1- 2		3- 1		4- 0		
6- 0	2- 0	1- 0		HOME		0- 0		2- 0		1- 0		
5- 5	0- 2	0- 0		AWAY		1- 2		1- 1		3- 0		
0- 0	0- 0	0- 0		NEUTRAL		0- 0		0- 0		0- 0		
RPI S	Opponent	Score		RPI S	Opponent	Score		RPI S	Opponent	Score		
9 A	Nebraska	1	3	35 H	Miami (FL)	3	0	51 A	Virginia	1	3	
13 A	Louisville	2	3	37 A	Michigan	1	3	60 A	Syracuse	3	1	
23 A	North Carolina	0	3					93 A	Duke	2	3	
23 H	North Carolina	3	0									
24 H	Florida St.	3	0									

Non-Div. I Games:

Pittsburgh

Average RPI Win:	181	WON-LOST	WINNING	LAST 10	STRENGTH OF	OPP. STRENGTH	TEAM	ADJ	CONF.	ADJ CONF.	
Average RPI Loss:	65	RECORD	PCT. RANK	GAMES	SCHEDULE	OF SCHEDULE	RPI	RPI	RPI	RPI	
DIV. I ONLY	25- 4	.86207	15	10- 0	145	137	40	.6004	41	18	18
DIV. I NON-CONF.	10- 3	.76923	50	0- 0	128	104	56	.5862	57	15	15
<hr/>											
TOTALS	RPI 1-25	RPI 26-50		W-L RECORDS	RPI 51-100		RPI 101-150		RPI 150+		
25- 4	0- 0	2- 1		OVERALL	3- 3		4- 0		16- 0		
11- 0	0- 0	1- 0		HOME	2- 0		2- 0		6- 0		
8- 4	0- 0	0- 1		AWAY	1- 3		0- 0		7- 0		
6- 0	0- 0	1- 0		NEUTRAL	0- 0		2- 0		3- 0		
<hr/>											
10- 3	0- 0	2- 1		NON-CONFERENCE	0- 2		2- 0		6- 0		
3- 0	0- 0	1- 0		HOME	0- 0		0- 0		2- 0		
1- 3	0- 0	0- 1		AWAY	0- 2		0- 0		1- 0		
6- 0	0- 0	1- 0		NEUTRAL	0- 0		2- 0		3- 0		
<hr/>											
15- 1	0- 0	0- 0		CONFERENCE	3- 1		2- 0		10- 0		
8- 0	0- 0	0- 0		HOME	2- 0		2- 0		4- 0		
7- 1	0- 0	0- 0		AWAY	1- 1		0- 0		6- 0		
0- 0	0- 0	0- 0		NEUTRAL	0- 0		0- 0		0- 0		
<hr/>											
RPI S	Opponent	Score	RPI S	Opponent	Score	RPI S	Opponent	Score	RPI S	Opponent	Score
			26 H	Loyola Marymount	3 2	56 A	Idaho St.	3 0	107 N	Virginia Tech	3 2
			32 A	Arizona St.	1 3	56 H	Idaho St.	3 1	131 H	North Dakota	3 0
			45 N	Boise St.	3 1	63 A	James Madison	2 3	144 H	Northern Colo.	3 2
						72 A	Sacramento St.	1 3	150 N	Lehigh	3 0
						72 H	Sacramento St.	3 1	163 H	Liberty	3 0
						91 A	Indiana	2 3	180 H	Idaho	3 1
									185 A	Eastern Wash.	3 0
									190 A	Southern Utah	3 0
									190 H	Southern Utah	3 1
									202 H	Houston Baptist	3 0
									217 A	Portland St.	3 1
									217 H	Portland St.	3 1
									228 N	UC Riverside	3 1
									255 N	Bowling Green	3 0
									258 A	Montana	3 0
									272 A	Weber St.	3 1
									272 H	Weber St.	3 1
									282 A	Grand Canyon	3 0
									304 A	Montana St.	3 0
									313 N	St. Francis Brooklyn	3 0
<hr/>											
LAST 10 GAMES											
			217 H	Portland St.	3 1	56 A	Idaho St.	3 0			
			72 H	Sacramento St.	3 1	144 H	Northern Colo.	3 2			
			190 H	Southern Utah	3 1	131 H	North Dakota	3 0			
			185 A	Eastern Wash.	3 0	56 H	Idaho St.	3 1			
			272 A	Weber St.	3 1	272 H	Weber St.	3 1			

Non-Div. I Games:

Northern Ariz.

Average RPI Win:		164	WON-LOST RECORD		WINNING PCT. RANK	LAST 10 GAMES	STRENGTH OF SCHEDULE		OPP. STRENGTH OF SCHEDULE	TEAM RPI	ADJ RPI	CONF. RPI	ADJ CONF. RPI
Average RPI Loss:		57											
DIV. I ONLY		22- 7			.75862 40	9- 1	90		82	42	.60025 42	7	7
DIV. I NON-CONF.		9- 4			.69231 85	0- 0	68		60	49	.59389 49	8	8
TOTALS		RPI 1-25	RPI 26-50		W-L RECORDS		RPI 51-100		RPI 101-150		RPI 150+		
22- 7		0- 3	3- 0		OVERALL		2- 2		5- 2		12- 0		
11- 2		0- 1	3- 0		HOME		2- 0		1- 1		5- 0		
7- 3		0- 0	0- 0		AWAY		0- 2		3- 1		4- 0		
4- 2		0- 2	0- 0		NEUTRAL		0- 0		1- 0		3- 0		
9- 4		0- 3	1- 0		NON-CONFERENCE		0- 0		2- 1		6- 0		
3- 1		0- 1	1- 0		HOME		0- 0		0- 0		2- 0		
2- 1		0- 0	0- 0		AWAY		0- 0		1- 1		1- 0		
4- 2		0- 2	0- 0		NEUTRAL		0- 0		1- 0		3- 0		
13- 3		0- 0	2- 0		CONFERENCE		2- 2		3- 1		6- 0		
8- 1		0- 0	2- 0		HOME		2- 0		1- 1		3- 0		
5- 2		0- 0	0- 0		AWAY		0- 2		2- 0		3- 0		
0- 0		0- 0	0- 0		NEUTRAL		0- 0		0- 0		0- 0		
RPI S	Opponent	Score	RPI S	Opponent	Score	RPI S	Opponent	Score	RPI S	Opponent	Score		
16 N	Missouri	1 3	29 H	Dayton	3 1	52 A	UNI	1 3	111 A	Loyola Chicago	3 2		
18 N	Arkansas St.	0 3	30 H	Wichita St.	3 2	52 H	UNI	3 1	111 H	Loyola Chicago	1 3		
19 H	Western Ky.	1 3	43 H	Missouri St.	3 2	64 A	Illinois St.	2 3	115 A	Tulsa	3 1		
						64 H	Illinois St.	3 0	118 A	UCF	2 3		
									140 A	Indiana St.	3 1		
									140 H	Indiana St.	3 1		
									144 N	Northern Colo.	3 1		
									152 A	Butler	3 2		
									164 N	Stephen F. Austin	3 2		
									175 N	Delaware	3 2		
									204 A	Drake	3 0		
									204 H	Drake	3 0		
									224 N	Youngstown St.	3 2		
									265 H	Southeast Mo. St.	3 0		
									267 A	Evansville	3 1		
									267 H	Evansville	3 0		
									268 H	UT Martin	3 0		
									271 A	Bradley	3 1		
									271 H	Bradley	3 1		
			LAST 10 GAMES										
			140 H	Indiana St.	3 1	111 A	Loyola Chicago	3 2					
			64 H	Illinois St.	3 0	52 H	UNI	3 1					
			267 H	Evansville	3 0	204 H	Drake	3 0					
			30 H	Wichita St.	3 2	64 A	Illinois St.	2 3					
			271 A	Bradley	3 1	140 A	Indiana St.	3 1					

Non-Div. I Games:

Southern Ill.

Average RPI Win:		155	WON-LOST RECORD		WINNING PCT. RANK		LAST 10 GAMES		STRENGTH OF SCHEDULE		OPP. STRENGTH OF SCHEDULE		TEAM RPI		ADJ RPI		CONF. RPI		ADJ CONF. RPI			
Average RPI Loss:		44																				
DIV. I ONLY			20- 9		.68966 72		7- 3		56		68		44		.60016 43		7		7			
DIV. I NON-CONF.			9- 4		.69231 85		0- 0		49		33		39		.61048 39		8		8			
TOTALS		RPI 1-25		RPI 26-50		W-L RECORDS		RPI 51-100		RPI 101-150		RPI 150+										
20- 9		1- 2		2- 4		OVERALL		3- 2		3- 1		11- 0										
7- 4		0- 1		1- 2		HOME		2- 0		1- 1		3- 0										
9- 4		1- 1		1- 1		AWAY		0- 2		2- 0		5- 0										
4- 1		0- 0		0- 1		NEUTRAL		1- 0		0- 0		3- 0										
9- 4		1- 2		1- 2		NON-CONFERENCE		1- 0		0- 0		6- 0										
2- 2		0- 1		1- 1		HOME		0- 0		0- 0		1- 0										
3- 1		1- 1		0- 0		AWAY		0- 0		0- 0		2- 0										
4- 1		0- 0		0- 1		NEUTRAL		1- 0		0- 0		3- 0										
11- 5		0- 0		1- 2		CONFERENCE		2- 2		3- 1		5- 0										
5- 2		0- 0		0- 1		HOME		2- 0		1- 1		2- 0										
6- 3		0- 0		1- 1		AWAY		0- 2		2- 0		3- 0										
0- 0		0- 0		0- 0		NEUTRAL		0- 0		0- 0		0- 0										
RPI	S	Opponent		Score		RPI	S	Opponent		Score		RPI	S	Opponent		Score						
5	A	Kansas		0	3	30	A	Wichita St.		3	1	52	A	UNI		2	3	111	A	Loyola Chicago	3	2
18	H	Arkansas St.		2	3	30	H	Wichita St.		0	3	52	H	UNI		3	1	111	H	Loyola Chicago	1	3
19	A	Western Ky.		3	2	34	H	Marquette		1	3	64	A	Illinois St.		0	3	140	A	Indiana St.	3	2
						35	H	Miami (FL)		3	2	64	H	Illinois St.		3	0	140	H	Indiana St.	3	2
						39	N	Northwestern		2	3	100	N	Furman		3	0	165	N	Western Mich.	3	2
						42	A	Southern Ill.		2	3							169	A	Milwaukee	3	0
																		173	H	Oral Roberts	3	1
																		182	N	UMKC	3	2
																		204	A	Drake	3	0
																		204	H	Drake	3	0
																		233	A	Middle Tenn.	3	0
																		267	A	Evansville	3	0
																		271	A	Bradley	3	0
																		271	H	Bradley	3	0
																		274	N	South Dakota St.	3	0
LAST 10 GAMES																						
						111	A	Loyola Chicago		3	2	30	H	Wichita St.		0	3					
						271	A	Bradley		3	0	64	A	Illinois St.		0	3					
						204	H	Drake		3	0	140	A	Indiana St.		3	2					
						52	H	UNI		3	1	271	H	Bradley		3	0					
						267	A	Evansville		3	0	111	H	Loyola Chicago		1	3					

Non-Div. I Games:

Missouri St.

Average RPI Win:		167	WON-LOST		WINNING		LAST 10		STRENGTH OF		OPP. STRENGTH		TEAM		ADJ		CONF.		ADJ CONF.																
Average RPI Loss:		70	RECORD		PCT. RANK		GAMES		SCHEDULE		OF SCHEDULE		RPI		RPI		RPI		RPI																
DIV. I ONLY			22- 7		.75862		40		7- 3		84		104		43		.59955		44		8		8												
DIV. I NON-CONF.			10- 3		.76923		50		0- 0		66		187		42		.6012		45		7		7												
TOTALS		RPI 1-25		RPI 26-50				W-L RECORDS				RPI 51-100				RPI 101-150				RPI 150+															
22- 7		1- 2		1- 1				OVERALL				3- 2				4- 1				13- 1															
10- 0		1- 0		1- 0				HOME				2- 0				1- 0				5- 0															
8- 6		0- 2		0- 1				AWAY				1- 2				3- 0				4- 1															
4- 1		0- 0		0- 0				NEUTRAL				0- 0				0- 1				4- 0															
10- 3		0- 1		0- 0				NON-CONFERENCE				2- 1				1- 1				7- 0															
3- 0		0- 0		0- 0				HOME				1- 0				0- 0				2- 0															
3- 2		0- 1		0- 0				AWAY				1- 1				1- 0				1- 0															
4- 1		0- 0		0- 0				NEUTRAL				0- 0				0- 1				4- 0															
12- 4		1- 1		1- 1				CONFERENCE				1- 1				3- 0				6- 1															
7- 0		1- 0		1- 0				HOME				1- 0				1- 0				3- 0															
5- 4		0- 1		0- 1				AWAY				0- 1				2- 0				3- 1															
0- 0		0- 0		0- 0				NEUTRAL				0- 0				0- 0				0- 0															
RPI	S	Opponent		Score		RPI	S	Opponent		Score		RPI	S	Opponent		Score		RPI	S	Opponent		Score													
8	A	Penn St.		0	3	34	A	Marquette		1	3	63	H	James Madison		3	1	116	N	Texas-Arlington		1	3												
20	A	Creighton		1	3	34	H	Marquette		3	0	70	A	Xavier		2	3	120	A	St. John's (NY)		3	0												
20	H	Creighton		3	2							70	H	Xavier		3	1	146	A	Seton Hall		3	0												
												87	A	Denver		1	3	146	H	Seton Hall		3	0												
												90	A	Temple		3	1	150	A	Lehigh		3	0												
																		152	A	Butler		1	3												
																		152	H	Butler		3	2												
																		197	A	DePaul		3	2												
																		197	H	DePaul		3	0												
																		199	A	Penn		3	0												
																		200	H	Siena		3	0												
																		203	N	Air Force		3	1												
																		223	N	Buffalo		3	0												
																		226	A	Georgetown		3	0												
																		226	H	Georgetown		3	0												
																		237	N	Stony Brook		3	1												
																		238	H	Howard		3	0												
																		250	A	Providence		3	1												
																		297	N	La Salle		3	0												
LAST 10 GAMES																																			
146 H Seton Hall						3						0						34 A Marquette						1						3					
70 A Xavier						2						3						197 A DePaul						3						2					
152 A Butler						1						3						146 A Seton Hall						3						0					
226 H Georgetown						3						0						250 A Providence						3						1					
20 H Creighton						3						2						152 H Butler						3						2					

Non-Div. I Games:

Villanova

Average RPI Win:		170	WON-LOST RECORD		WINNING PCT. RANK		LAST 10 GAMES		STRENGTH OF SCHEDULE		OPP. STRENGTH OF SCHEDULE		TEAM RPI		ADJ RPI		CONF. RPI		ADJ CONF. RPI				
DIV. I ONLY			20- 7		.74074 47		9- 1		67		103		41		.59947 45		10		10				
DIV. I NON-CONF.			8- 4		.66667 99		0- 0		67		67		55		.58727 55		10		10				
TOTALS		RPI 1-25		RPI 26-50				W-L RECORDS		RPI 51-100				RPI 101-150				RPI 150+					
20- 7		0- 1		2- 4				OVERALL		2- 2				3- 0				13- 0					
8- 2		0- 0		2- 1				HOME		1- 1				1- 0				4- 0					
8- 3		0- 0		0- 2				AWAY		1- 1				1- 0				6- 0					
4- 2		0- 1		0- 1				NEUTRAL		0- 0				1- 0				3- 0					
8- 4		0- 1		1- 1				NON-CONFERENCE		2- 2				1- 0				4- 0					
2- 1		0- 0		1- 0				HOME		1- 1				0- 0				0- 0					
2- 1		0- 0		0- 0				AWAY		1- 1				0- 0				1- 0					
4- 2		0- 1		0- 1				NEUTRAL		0- 0				1- 0				3- 0					
12- 3		0- 0		1- 3				CONFERENCE		0- 0				2- 0				9- 0					
6- 1		0- 0		1- 1				HOME		0- 0				1- 0				4- 0					
6- 2		0- 0		0- 2				AWAY		0- 0				1- 0				5- 0					
0- 0		0- 0		0- 0				NEUTRAL		0- 0				0- 0				0- 0					
RPI	S	Opponent		Score		RPI	S	Opponent		Score		RPI	S	Opponent		Score		RPI	S	Opponent		Score	
6	N	Washington		0 3		28	A	Colorado St.		2 3		56	H	Idaho St.		1 3		136	N	Houston		3 0	
						28	H	Colorado St.		0 3		76	H	A&M-Corpus Christi		3 0		148	A	San Diego St.		3 2	
						39	H	Northwestern		3 0		81	A	Gonzaga		1 3		148	H	San Diego St.		3 0	
						41	N	Northern Ariz.		1 3		89	A	North Texas		3 2		161	A	UNLV		3 0	
						49	A	Wyoming		0 3								161	H	UNLV		3 1	
						49	H	Wyoming		3 1								175	A	Nevada		3 1	
																		175	H	Nevada		3 0	
																		210	A	Fresno St.		3 2	
																		210	H	Fresno St.		3 2	
																		211	A	San Jose St.		3 0	
																		211	H	San Jose St.		3 0	
																		217	N	Portland St.		3 0	
																		228	N	UC Riverside		3 1	
																		230	N	Abilene Christian		3 0	
																		249	A	Utah St.		3 0	
																		282	A	Grand Canyon		3 0	
						LAST 10 GAMES																	
						175	H	Nevada		3 0		49	H	Wyoming		3 1							
						148	H	San Diego St.		3 0		28	H	Colorado St.		0 3							
						211	A	San Jose St.		3 0		148	A	San Diego St.		3 2							
						161	A	UNLV		3 0		175	A	Nevada		3 1							
						210	A	Fresno St.		3 2		211	H	San Jose St.		3 0							

Non-Div. I Games:

Boise St.

Average RPI Win:		144	WON-LOST RECORD		WINNING PCT. RANK		LAST 10 GAMES		STRENGTH OF SCHEDULE		OPP. STRENGTH OF SCHEDULE		TEAM RPI		ADJ RPI		CONF. RPI		ADJ CONF. RPI				
DIV. I ONLY			17- 9		.65385 93		4- 6		58		51		50		.59779 46		5		5				
DIV. I NON-CONF.			10- 2		.83333 30		0- 0		77		115		30		.62454 32		4		4				
TOTALS		RPI 1-25		RPI 26-50		W-L RECORDS		RPI 51-100		RPI 101-150		RPI 150+											
17- 9		3- 4		1- 0		OVERALL		1- 3		5- 1		7- 1											
9- 3		1- 1		0- 0		HOME		1- 2		3- 0		4- 0											
4- 6		1- 3		0- 0		AWAY		0- 1		2- 1		1- 1											
4- 0		1- 0		1- 0		NEUTRAL		0- 0		0- 0		2- 0											
10- 2		1- 2		1- 0		NON-CONFERENCE		0- 0		2- 0		6- 0											
5- 1		0- 1		0- 0		HOME		0- 0		2- 0		3- 0											
1- 1		0- 1		0- 0		AWAY		0- 0		0- 0		1- 0											
4- 0		1- 0		1- 0		NEUTRAL		0- 0		0- 0		2- 0											
7- 7		2- 2		0- 0		CONFERENCE		1- 3		3- 1		1- 1											
4- 2		1- 0		0- 0		HOME		1- 2		1- 0		1- 0											
3- 5		1- 2		0- 0		AWAY		0- 1		2- 1		0- 1											
0- 0		0- 0		0- 0		NEUTRAL		0- 0		0- 0		0- 0											
RPI	S	Opponent		Score		RPI	S	Opponent		Score		RPI	S	Opponent		Score							
4	A	Florida		0 3		48	N	Kansas St.		3 2		78	A	Ole Miss		1 3							
4	H	Florida		3 2								78	H	Ole Miss		2 3							
5	H	Kansas		1 3								79	H	Auburn		3 2							
7	N	Wisconsin		3 2								82	H	Alabama		2 3							
14	A	Texas A&M		3 1										125 H Army West Point		3 1							
15	A	Kentucky		0 3										129 A Mississippi St.		3 0							
20	A	Creighton		0 3										162 A South Carolina		1 3							
														196 N Northern Ky.		3 1							
														207 H Georgia		3 0							
														208 H McNeese St.		3 0							
														252 N Louisiana Tech		3 0							
														265 H Southeast Mo. St.		3 0							
														275 H Northwestern St.		3 0							
														287 A SIUE		3 0							
LAST 10 GAMES																							
207 H Georgia						3 0						79 H Auburn						3 2					
119 H LSU						3 0						162 A South Carolina						1 3					
129 A Mississippi St.						3 0						4 A Florida						0 3					
78 A Ole Miss						1 3						78 H Ole Miss						2 3					
82 H Alabama						2 3						105 A Tennessee						1 3					

Non-Div. I Games:

Arkansas

Average RPI Win: 138		WON-LOST RECORD		WINNING PCT. RANK		LAST 10 GAMES		STRENGTH OF SCHEDULE		OPP. STRENGTH OF SCHEDULE		TEAM RPI		ADJ RPI		CONF. RPI		ADJ CONF. RPI					
DIV. I ONLY		16- 11		.59259 117		4- 6		18		52		46		.59522 47		2		2					
DIV. I NON-CONF.		12- 2		.85714 27		1- 0		19		148		9		.66809 11		3		3					
TOTALS		RPI 1-25		RPI 26-50		W-L RECORDS		RPI 51-100		RPI 101-150		RPI 150+											
16- 11		0- 4		1- 4		OVERALL		3- 3		4- 0		8- 0											
9- 5		0- 3		0- 1		HOME		1- 1		3- 0		5- 0											
4- 5		0- 1		1- 3		AWAY		1- 1		0- 0		2- 0											
3- 1		0- 0		0- 0		NEUTRAL		1- 1		1- 0		1- 0											
12- 2		0- 0		1- 1		NON-CONFERENCE		3- 1		4- 0		4- 0											
7- 0		0- 0		0- 0		HOME		1- 0		3- 0		3- 0											
2- 1		0- 0		1- 1		AWAY		1- 0		0- 0		0- 0											
3- 1		0- 0		0- 0		NEUTRAL		1- 1		1- 0		1- 0											
4- 9		0- 4		0- 3		CONFERENCE		0- 2		0- 0		4- 0											
2- 5		0- 3		0- 1		HOME		0- 1		0- 0		2- 0											
2- 4		0- 1		0- 2		AWAY		0- 1		0- 0		2- 0											
0- 0		0- 0		0- 0		NEUTRAL		0- 0		0- 0		0- 0											
RPI	S	Opponent		Score		RPI	S	Opponent		Score		RPI	S	Opponent		Score							
2	H	Texas		0 3		28	A	Colorado St.		0 3		52	N	UNI		3 2		101	H	Cal Poly	3 1		
5	A	Kansas		0 3		29	A	Dayton		3 2		61	A	Oklahoma		1 3		103	H	Texas St.	3 0		
5	H	Kansas		1 3		38	A	TCU		2 3		61	H	Oklahoma		0 3		121	H	UNCG	3 0		
21	H	Iowa St.		0 3		38	H	TCU		0 3		65	H	Rice		3 1		147	N	UC Davis	3 2		
						48	A	Kansas St.		0 3		75	N	Cleveland St.		1 3		158	A	Texas Tech	3 1		
												89	A	North Texas		3 1		158	H	Texas Tech	3 0		
																		164	H	Stephen F. Austin	3 0		
																		181	A	West Virginia	3 0		
																		181	H	West Virginia	3 0		
																		189	N	Eastern Ill.	3 1		
																		198	H	Sam Houston St.	3 2		
																		279	H	Coppin St.	3 0		
						LAST 10 GAMES																	
						61	H	Oklahoma		0 3		21	H	Iowa St.		0 3							
						38	H	TCU		0 3		38	A	TCU		2 3							
						181	H	West Virginia		3 0		181	A	West Virginia		3 0							
						158	A	Texas Tech		3 1		5	H	Kansas		1 3							
						5	A	Kansas		0 3		103	H	Texas St.		3 0							

Non-Div. I Games:

Baylor

Average RPI Win: 143		WON-LOST	WINNING	LAST 10	STRENGTH OF		OPP. STRENGTH	TEAM	ADJ		CONF.	ADJ CONF.	
Average RPI Loss: 22		RECORD	PCT. RANK	GAMES	SCHEDULE		OF SCHEDULE	RPI	RPI		RPI	RPI	
DIV. I ONLY		16- 8	.66667	87	7- 3		63	33	47	.59427	48	2	2
DIV. I NON-CONF.		8- 4	.66667	99	0- 0		78	69	61	.58082	63	3	3
TOTALS		RPI 1-25	RPI 26-50		W-L RECORDS		RPI 51-100		RPI 101-150		RPI 150+		
16- 8		0- 5	2- 3		OVERALL		3- 0		1- 0		10- 0		
8- 1		0- 1	2- 0		HOME		1- 0		0- 0		5- 0		
4- 5		0- 3	0- 2		AWAY		1- 0		0- 0		3- 0		
4- 2		0- 1	0- 1		NEUTRAL		1- 0		1- 0		2- 0		
8- 4		0- 2	0- 2		NON-CONFERENCE		1- 0		1- 0		6- 0		
3- 0		0- 0	0- 0		HOME		0- 0		0- 0		3- 0		
1- 2		0- 1	0- 1		AWAY		0- 0		0- 0		1- 0		
4- 2		0- 1	0- 1		NEUTRAL		1- 0		1- 0		2- 0		
8- 4		0- 3	2- 1		CONFERENCE		2- 0		0- 0		4- 0		
5- 1		0- 1	2- 0		HOME		1- 0		0- 0		2- 0		
3- 3		0- 2	0- 1		AWAY		1- 0		0- 0		2- 0		
0- 0		0- 0	0- 0		NEUTRAL		0- 0		0- 0		0- 0		
RPI S	Opponent	Score	RPI S	Opponent	Score	RPI S	Opponent	Score	RPI S	Opponent	Score		
2 H	Texas	0 3	35 A	Miami (FL)	2 3	61 A	Oklahoma	3 0	149 N	Seattle	3 0		
5 A	Kansas	1 3	38 A	TCU	2 3	61 H	Oklahoma	3 2	155 H	Green Bay	3 0		
7 N	Wisconsin	1 3	38 H	TCU	3 1	64 N	Illinois St.	3 2	158 A	Texas Tech	3 0		
20 A	Creighton	2 3	46 N	Arkansas	2 3				158 H	Texas Tech	3 0		
21 A	Iowa St.	0 3	47 H	Baylor	3 0				161 H	UNLV	3 0		
									167 H	California	3 1		
									174 N	VCU	3 1		
									181 A	West Virginia	3 0		
									181 H	West Virginia	3 0		
									233 A	Middle Tenn.	3 0		
									295 N	Florida A&M	3 0		
LAST 10 GAMES													
	61 H Oklahoma	3 2		2 H Texas	0 3								
	158 H Texas Tech	3 0		61 A Oklahoma	3 0								
	38 H TCU	3 1		181 H West Virginia	3 0								
	181 A West Virginia	3 0		21 A Iowa St.	0 3								
	158 A Texas Tech	3 0		38 A TCU	2 3								

Non-Div. I Games:

Kansas St.

Average RPI Win:	147	WON-LOST RECORD	WINNING PCT. RANK	LAST 10 GAMES	STRENGTH OF SCHEDULE	OPP. STRENGTH OF SCHEDULE	TEAM RPI	ADJ RPI	CONF. RPI	ADJ CONF. RPI	
DIV. I ONLY		21- 6	.77778 33	7- 3	137	62	49	.59364 49	10	10	
DIV. I NON-CONF.		10- 2	.83333 30	0- 0	83	23	26	.63131 26	10	10	
<hr/>											
TOTALS	RPI 1-25	RPI 26-50		W-L RECORDS	RPI 51-100		RPI 101-150		RPI 150+		
21- 6	1- 1	2- 2		OVERALL	2- 1		6- 0		10- 2		
15- 1	1- 1	2- 0		HOME	2- 0		3- 0		7- 0		
4- 5	0- 0	0- 2		AWAY	0- 1		2- 0		2- 2		
2- 0	0- 0	0- 0		NEUTRAL	0- 0		1- 0		1- 0		
<hr/>											
10- 2	1- 1	1- 0		NON-CONFERENCE	2- 1		2- 0		4- 0		
8- 1	1- 1	1- 0		HOME	2- 0		1- 0		3- 0		
0- 1	0- 0	0- 0		AWAY	0- 1		0- 0		0- 0		
2- 0	0- 0	0- 0		NEUTRAL	0- 0		1- 0		1- 0		
<hr/>											
11- 4	0- 0	1- 2		CONFERENCE	0- 0		4- 0		6- 2		
7- 0	0- 0	1- 0		HOME	0- 0		2- 0		4- 0		
4- 4	0- 0	0- 2		AWAY	0- 0		2- 0		2- 2		
0- 0	0- 0	0- 0		NEUTRAL	0- 0		0- 0		0- 0		
<hr/>											
RPI S	Opponent	Score	RPI S	Opponent	Score	RPI S	Opponent	Score	RPI S	Opponent	Score
5 H	Kansas	0 3	28 A	Colorado St.	0 3	56 H	Idaho St.	3 1	108 A	New Mexico	3 2
10 H	Ohio St.	3 1	34 H	Marquette	3 2	67 H	Pepperdine	3 0	108 H	New Mexico	3 0
			45 A	Boise St.	1 3	81 A	Gonzaga	0 3	126 N	Utah	3 1
			45 H	Boise St.	3 0				144 H	Northern Colo.	3 1
									148 A	San Diego St.	3 0
									148 H	San Diego St.	3 0
									152 H	Butler	3 1
									175 A	Nevada	2 3
									175 H	Nevada	3 0
									194 H	South Dakota	3 0
									203 A	Air Force	3 2
									203 H	Air Force	3 0
									208 H	McNeese St.	3 2
									211 A	San Jose St.	2 3
									211 H	San Jose St.	3 2
									249 A	Utah St.	3 1
									249 H	Utah St.	3 1
									258 N	Montana	3 1
<hr/>											
			LAST 10 GAMES								
			211 H	San Jose St.	3 2	45 A	Boise St.	1 3			
			203 A	Air Force	3 2	249 A	Utah St.	3 1			
			108 A	New Mexico	3 2	211 A	San Jose St.	2 3			
			148 H	San Diego St.	3 0	28 A	Colorado St.	0 3			
			175 H	Nevada	3 0	108 H	New Mexico	3 0			

Non-Div. I Games:

Wyoming

Average RPI Win: 150		WON-LOST RECORD		WINNING PCT. RANK		LAST 10 GAMES		STRENGTH OF SCHEDULE		OPP. STRENGTH OF SCHEDULE		TEAM RPI		ADJ RPI		CONF. RPI		ADJ CONF. RPI	
DIV. I ONLY		17- 11		.60714 109		4- 6		31		46		48		.59117 50		3		3	
DIV. I NON-CONF.		10- 2		.83333 30		0- 0		81		135		33		.61987 36		2		2	
TOTALS		RPI 1-25		RPI 26-50		W-L RECORDS		RPI 51-100		RPI 101-150		RPI 150+							
17- 11		1- 8		0- 1		OVERALL		5- 2		3- 0		8- 0							
9- 4		0- 3		0- 0		HOME		3- 1		1- 0		5- 0							
5- 6		1- 4		0- 1		AWAY		1- 1		1- 0		2- 0							
3- 1		0- 1		0- 0		NEUTRAL		1- 0		1- 0		1- 0							
10- 2		1- 2		0- 0		NON-CONFERENCE		2- 0		1- 0		6- 0							
5- 1		0- 1		0- 0		HOME		1- 0		0- 0		4- 0							
2- 0		1- 0		0- 0		AWAY		0- 0		0- 0		1- 0							
3- 1		0- 1		0- 0		NEUTRAL		1- 0		1- 0		1- 0							
7- 9		0- 6		0- 1		CONFERENCE		3- 2		2- 0		2- 0							
4- 3		0- 2		0- 0		HOME		2- 1		1- 0		1- 0							
3- 6		0- 4		0- 1		AWAY		1- 1		1- 0		1- 0							
0- 0		0- 0		0- 0		NEUTRAL		0- 0		0- 0		0- 0							
RPI S	Opponent	Score		RPI S	Opponent	Score		RPI S	Opponent	Score		RPI S	Opponent	Score					
2 H	Texas	2	3	32 A	Arizona St.	1	3	53 H	Oregon	3	0	103 N	Texas St.	3	0				
3 A	Southern California	1	3					59 A	Colorado	0	3	126 A	Utah	3	2				
6 A	Washington	1	3					59 H	Colorado	1	3	126 H	Utah	3	0				
6 H	Washington	0	3					60 N	Syracuse	3	1	167 A	California	3	1				
10 N	Ohio St.	1	3					69 H	New Mexico St.	3	1	167 H	California	3	1				
11 A	UCLA	0	3					97 A	Washington St.	3	2	186 A	LIU Brooklyn	3	0				
12 A	Stanford	1	3					97 H	Washington St.	3	1	194 H	South Dakota	3	0				
12 H	Stanford	2	3									222 H	CSUN	3	0				
25 A	SMU	3	1									230 N	Abilene Christian	3	0				
												295 H	Florida A&M	3	0				
												331 H	Savannah St.	3	0				

Average RPI Win: 135		WON-LOST RECORD		WINNING PCT. RANK		LAST 10 GAMES		STRENGTH OF SCHEDULE		OPP. STRENGTH OF SCHEDULE		TEAM RPI		ADJ RPI		CONF. RPI		ADJ CONF. RPI	
DIV. I ONLY		17- 10		.62963 100		5- 5		49		57		53		.59082 51		6		6	
DIV. I NON-CONF.		8- 3		.72727 72		0- 0		31		64		28		.62892 27		6		6	
TOTALS		RPI 1-25		RPI 26-50		W-L RECORDS		RPI 51-100		RPI 101-150		RPI 150+							
17- 10		1- 4		2- 1		OVERALL		3- 4		3- 0		8- 1							
9- 2		1- 1		1- 0		HOME		1- 1		2- 0		4- 0							
5- 7		0- 3		1- 1		AWAY		2- 2		1- 0		1- 1							
3- 1		0- 0		0- 0		NEUTRAL		0- 1		0- 0		3- 0							
8- 3		1- 1		1- 0		NON-CONFERENCE		2- 2		0- 0		4- 0							
3- 0		1- 0		0- 0		HOME		1- 0		0- 0		1- 0							
2- 2		0- 1		1- 0		AWAY		1- 1		0- 0		0- 0							
3- 1		0- 0		0- 0		NEUTRAL		0- 1		0- 0		3- 0							
9- 7		0- 3		1- 1		CONFERENCE		1- 2		3- 0		4- 1							
6- 2		0- 1		1- 0		HOME		0- 1		2- 0		3- 0							
3- 5		0- 2		0- 1		AWAY		1- 1		1- 0		1- 1							
0- 0		0- 0		0- 0		NEUTRAL		0- 0		0- 0		0- 0							
RPI S	Opponent	Score		RPI S	Opponent	Score		RPI S	Opponent	Score		RPI S	Opponent	Score					
11 A	UCLA	0	3	26 A	Loyola Marymount	3	1	60 A	Syracuse	2	3	107 H	Virginia Tech	3	1				
13 H	Louisville	0	3	35 A	Miami (FL)	0	3	70 N	Saint Louis	2	3	110 H	Georgia Tech	3	0				
21 H	Iowa St.	3	2	40 H	Pittsburgh	3	1	80 A	American	3	2	145 A	North Carolina St.	3	0				
23 A	North Carolina	0	3					82 A	Alabama	1	3	166 A	Boston College	3	0				
24 A	Florida St.	0	3					84 H	Appalachian St.	3	2	168 A	Wake Forest	2	3				
								93 A	Duke	3	1	168 H	Wake Forest	3	0				
								93 H	Duke	0	3	174 H	VCU	3	1				
												177 N	Troy	3	1				
												205 H	Notre Dame	3	1				
												206 H	Clemson	3	1				
												242 N	UMBC	3	0				
												246 N	William & Mary	3	0				
				LAST 10 GAMES															
				110 H	Georgia Tech	3	0	168 H	Wake Forest	3	0								
				206 H	Clemson	3	1	13 H	Louisville	0	3								
				24 A	Florida St.	0	3	205 H	Notre Dame	3	1								
				35 A	Miami (FL)	0	3	60 A	Syracuse	2	3								
				93 H	Duke	0	3	166 A	Boston College	3	0								

Non-Div. I Games:

Virginia

Average RPI Win:	138	WON-LOST RECORD	WINNING PCT. RANK	LAST 10 GAMES	STRENGTH OF SCHEDULE	OPP. STRENGTH OF SCHEDULE	TEAM RPI	ADJ RPI	CONF. RPI	ADJ CONF. RPI		
DIV. I ONLY		16- 13	.55172	138	7- 3	20	60	56	.58995	52	7	7
DIV. I NON-CONF.		6- 7	.46154	185	0- 0	17	16	57	.58883	53	8	8
<hr/>												
TOTALS	RPI 1-25	RPI 26-50		W-L RECORDS		RPI 51-100		RPI 101-150		RPI 150+		
16- 13	1- 4	2- 6		OVERALL		3- 1		4- 1		6- 1		
7- 3	1- 2	2- 1		HOME		1- 0		1- 0		2- 0		
6- 7	0- 1	0- 4		AWAY		0- 1		2- 1		4- 0		
3- 3	0- 1	0- 1		NEUTRAL		2- 0		1- 0		0- 1		
6- 7	1- 4	0- 2		NON-CONFERENCE		2- 0		2- 0		1- 1		
1- 2	1- 2	0- 0		HOME		0- 0		0- 0		0- 0		
2- 2	0- 1	0- 1		AWAY		0- 0		1- 0		1- 0		
3- 3	0- 1	0- 1		NEUTRAL		2- 0		1- 0		0- 1		
10- 6	0- 0	2- 4		CONFERENCE		1- 1		2- 1		5- 0		
6- 1	0- 0	2- 1		HOME		1- 0		1- 0		2- 0		
4- 5	0- 0	0- 3		AWAY		0- 1		1- 1		3- 0		
0- 0	0- 0	0- 0		NEUTRAL		0- 0		0- 0		0- 0		
RPI S	Opponent	Score		RPI S	Opponent	Score		RPI S	Opponent	Score		
3 H	Southern California	0	3	28 A	Colorado St.	0	3	64 A	Illinois St.	0	3	
15 H	Kentucky	1	3	30 A	Wichita St.	0	3	64 H	Illinois St.	3	1	
19 N	Western Ky.	1	3	30 H	Wichita St.	0	3	82 N	Alabama	3	1	
20 H	Creighton	3	1	42 A	Southern Ill.	1	3	86 N	Cincinnati	3	1	
21 A	Iowa St.	0	3	42 H	Southern Ill.	3	1					
				43 A	Missouri St.	1	3					
				43 H	Missouri St.	3	2					
				47 N	Baylor	2	3					
				LAST 10 GAMES								
				204 A	Drake	3	2	42 A	Southern Ill.	1	3	
				30 A	Wichita St.	0	3	267 A	Evansville	3	0	
				43 A	Missouri St.	1	3	111 A	Loyola Chicago	3	0	
				140 H	Indiana St.	3	0	204 H	Drake	3	0	
				64 H	Illinois St.	3	1	43 H	Missouri St.	3	2	

Non-Div. I Games:

UNI

Average RPI Win:		126	WON-LOST RECORD		WINNING PCT. RANK		LAST 10 GAMES		STRENGTH OF SCHEDULE		OPP. STRENGTH OF SCHEDULE		TEAM RPI		ADJ RPI		CONF. RPI		ADJ CONF. RPI				
DIV. I ONLY			13- 12		.52	157	4- 6		12		28		51		.58906		53	3		3			
DIV. I NON-CONF.			6- 3		.66667	99	0- 0		14		82		27		.62597		29	2		2			
TOTALS		RPI 1-25		RPI 26-50		W-L RECORDS		RPI 51-100		RPI 101-150		RPI 150+											
13- 12		1- 8		0- 1		OVERALL		3- 2		5- 1		4- 0											
2- 4		0- 3		0- 0		HOME		0- 1		1- 0		1- 0											
9- 6		1- 3		0- 1		AWAY		3- 1		3- 1		2- 0											
2- 2		0- 2		0- 0		NEUTRAL		0- 0		1- 0		1- 0											
6- 3		0- 2		0- 0		NON-CONFERENCE		1- 1		3- 0		2- 0											
0- 0		0- 0		0- 0		HOME		0- 0		0- 0		0- 0											
4- 1		0- 0		0- 0		AWAY		1- 1		2- 0		1- 0											
2- 2		0- 2		0- 0		NEUTRAL		0- 0		1- 0		1- 0											
7- 9		1- 6		0- 1		CONFERENCE		2- 1		2- 1		2- 0											
2- 4		0- 3		0- 0		HOME		0- 1		1- 0		1- 0											
5- 5		1- 3		0- 1		AWAY		2- 0		1- 1		1- 0											
0- 0		0- 0		0- 0		NEUTRAL		0- 0		0- 0		0- 0											
RPI	S	Opponent		Score		RPI	S	Opponent		Score		RPI	S	Opponent		Score		RPI	S	Opponent		Score	
3	A	Southern California		0	3	50	A	Arizona		0	3	59	A	Colorado		3	2	103	A	Texas St.		3	0
3	H	Southern California		0	3							59	H	Colorado		2	3	109	A	George Washington		3	2
4	N	Florida		0	3							73	A	UTSA		1	3	120	N	St. John's (NY)		3	0
6	A	Washington		0	3							90	A	Temple		3	0	126	A	Utah		1	3
9	N	Nebraska		2	3							97	A	Washington St.		3	1	126	H	Utah		3	2
11	A	UCLA		3	2													143	A	Oregon St.		3	1
11	H	UCLA		1	3													167	A	California		3	0
12	A	Stanford		1	3													167	H	California		3	0
12	H	Stanford		0	3													186	A	LIU Brooklyn		3	1
																		264	N	Navy		3	0
						LAST 10 GAMES																	
						11	A	UCLA		3	2	126	A	Utah		1	3						
						3	A	Southern California		0	3	3	H	Southern California		0	3						
						167	H	California		3	0	11	H	UCLA		1	3						
						12	H	Stanford		0	3	97	A	Washington St.		3	1						
						59	A	Colorado		3	2	6	A	Washington		0	3						

Non-Div. I Games:

Oregon

Average RPI Win:	155	WON-LOST	WINNING	LAST 10	STRENGTH OF	OPP. STRENGTH	TEAM	ADJ	CONF.	ADJ CONF.		
Average RPI Loss:	67	RECORD	PCT. RANK	GAMES	SCHEDULE	OF SCHEDULE	RPI	RPI	RPI	RPI		
DIV. I ONLY	21- 6	.77778	33	8- 2	138	70	52	.58851	54	14	13	
DIV. I NON-CONF.	10- 3	.76923	50	0- 0	124	18	46	.59965	46	9	9	
<hr/>												
TOTALS	RPI 1-25	RPI 26-50		W-L RECORDS		RPI 51-100		RPI 101-150		RPI 150+		
21- 6	0- 1	2- 2		OVERALL		3- 1		7- 1		9- 1		
13- 3	0- 1	1- 1		HOME		3- 0		5- 0		4- 1		
7- 2	0- 0	1- 1		AWAY		0- 0		2- 1		4- 0		
1- 1	0- 0	0- 0		NEUTRAL		0- 1		0- 0		1- 0		
<hr/>												
10- 3	0- 1	2- 0		NON-CONFERENCE		3- 1		2- 0		3- 1		
7- 2	0- 1	1- 0		HOME		3- 0		2- 0		1- 1		
2- 0	0- 0	1- 0		AWAY		0- 0		0- 0		1- 0		
1- 1	0- 0	0- 0		NEUTRAL		0- 1		0- 0		1- 0		
<hr/>												
11- 3	0- 0	0- 2		CONFERENCE		0- 0		5- 1		6- 0		
6- 1	0- 0	0- 1		HOME		0- 0		3- 0		3- 0		
5- 2	0- 0	0- 1		AWAY		0- 0		2- 1		3- 0		
0- 0	0- 0	0- 0		NEUTRAL		0- 0		0- 0		0- 0		
<hr/>												
RPI S	Opponent	Score	RPI S	Opponent	Score	RPI S	Opponent	Score	RPI S	Opponent	Score	
11 H	UCLA	1 3	26 A	Loyola Marymount	3 2	64 N	Illinois St.	0 3	101 A	Cal Poly	1 3	
			27 A	Hawaii	2 3	82 H	Alabama	3 1	101 H	Cal Poly	3 2	
			27 H	Hawaii	1 3	92 H	Oakland	3 1	132 A	UC Irvine	3 1	
			31 H	San Diego	3 2	93 H	Duke	3 2	132 H	UC Irvine	3 1	
									134 H	Central Ark.	3 0	
									143 H	Oregon St.	3 0	
									147 A	UC Davis	3 1	
									147 H	UC Davis	3 0	
									153 A	Harvard	3 0	
									171 H	St. Mary's (CA)	1 3	
									193 N	Rutgers	3 1	
									215 A	UC Santa Barbara	3 1	
									215 H	UC Santa Barbara	3 0	
									222 A	CSUN	3 0	
									222 H	CSUN	3 0	
									228 H	UC Riverside	3 0	
									237 H	Stony Brook	3 0	
									302 A	Cal St. Fullerton	3 0	
<hr/>												
			LAST 10 GAMES									
			222 A CSUN			3 0			101 H Cal Poly			3 2
			27 H Hawaii			1 3			215 H UC Santa Barbara			3 0
			302 A Cal St. Fullerton			3 0			222 H CSUN			3 0
			147 A UC Davis			3 1			27 A Hawaii			2 3
			132 A UC Irvine			3 1			228 H UC Riverside			3 0

Non-Div. I Games:

Long Beach St.

Average RPI Win:	107	WON-LOST	WINNING	LAST 10	STRENGTH OF	OPP. STRENGTH	TEAM	ADJ	CONF.	ADJ CONF.		
Average RPI Loss:	38	RECORD	PCT. RANK	GAMES	SCHEDULE	OF SCHEDULE	RPI	RPI	RPI	RPI		
DIV. I ONLY		14- 13	.51852	159	3- 7	22	11	59	.58748	55	1	1
DIV. I NON-CONF.		8- 3	.72727	72	0- 0	64	55	40	.60693	41	1	1
<hr/>												
TOTALS	RPI 1-25	RPI 26-50		W-L RECORDS		RPI 51-100		RPI 101-150		RPI 150+		
14- 13	2- 7	1- 3		OVERALL		3- 1		3- 2		5- 0		
6- 5	1- 2	1- 1		HOME		1- 0		1- 2		2- 0		
4- 8	1- 5	0- 2		AWAY		2- 1		0- 0		1- 0		
4- 0	0- 0	0- 0		NEUTRAL		0- 0		2- 0		2- 0		
8- 3	1- 1	0- 0		NON-CONFERENCE		1- 0		2- 2		4- 0		
1- 2	0- 0	0- 0		HOME		0- 0		0- 2		1- 0		
3- 1	1- 1	0- 0		AWAY		1- 0		0- 0		1- 0		
4- 0	0- 0	0- 0		NEUTRAL		0- 0		2- 0		2- 0		
6- 10	1- 6	1- 3		CONFERENCE		2- 1		1- 0		1- 0		
5- 3	1- 2	1- 1		HOME		1- 0		1- 0		1- 0		
1- 7	0- 4	0- 2		AWAY		1- 1		0- 0		0- 0		
0- 0	0- 0	0- 0		NEUTRAL		0- 0		0- 0		0- 0		
RPI	S	Opponent	Score	RPI	S	Opponent	Score	RPI	S	Opponent	Score	
1	A	Minnesota	0 3	33	H	Purdue	1 3	62	A	Iowa	3 0	
7	A	Wisconsin	0 3	37	A	Michigan	2 3	91	A	Indiana	1 3	
8	H	Penn St.	0 3	37	H	Michigan	3 0	91	H	Indiana	3 0	
9	A	Nebraska	1 3	39	A	Northwestern	1 3	93	A	Duke	3 0	
9	H	Nebraska	2 3									
10	H	Ohio St.	3 0									
15	A	Kentucky	2 3									
22	A	Illinois	1 3									
23	A	North Carolina	3 1									

Non-Div. I Games:

Michigan St.

Average RPI Win: 177		WON-LOST RECORD		WINNING PCT. RANK		LAST 10 GAMES		STRENGTH OF SCHEDULE		OPP. STRENGTH OF SCHEDULE		TEAM RPI		ADJ RPI		CONF. RPI		ADJ CONF. RPI	
DIV. I ONLY		21- 9		.7 62		7- 3		80		107		57		.58664 56		18		18	
DIV. I NON-CONF.		8- 6		.57143 141		0- 0		44		44		64		.58453 59		15		15	
TOTALS		RPI 1-25		RPI 26-50		W-L RECORDS		RPI 51-100		RPI 101-150		RPI 150+							
21- 9		0- 2		2- 3		OVERALL		3- 2		2- 2		14- 0							
8- 1		0- 0		0- 1		HOME		1- 0		0- 0		7- 0							
7- 6		0- 2		1- 2		AWAY		0- 1		2- 1		4- 0							
6- 2		0- 0		1- 0		NEUTRAL		2- 1		0- 1		3- 0							
8- 6		0- 2		2- 1		NON-CONFERENCE		2- 1		0- 2		4- 0							
1- 0		0- 0		0- 0		HOME		0- 0		0- 0		1- 0							
1- 4		0- 2		1- 1		AWAY		0- 0		0- 1		0- 0							
6- 2		0- 0		1- 0		NEUTRAL		2- 1		0- 1		3- 0							
13- 3		0- 0		0- 2		CONFERENCE		1- 1		2- 0		10- 0							
7- 1		0- 0		0- 1		HOME		1- 0		0- 0		6- 0							
6- 2		0- 0		0- 1		AWAY		0- 1		2- 0		4- 0							
0- 0		0- 0		0- 0		NEUTRAL		0- 0		0- 0		0- 0							
RPI S	Opponent		Score		RPI S	Opponent		Score		RPI S	Opponent		Score		RPI S	Opponent		Score	
3 A	Southern California		0	3	39 N	Northwestern		3	0	58 N	Lipscomb		1	3	108 N	New Mexico		2	3
17 A	BYU		2	3	41 A	Northern Ariz.		1	3	67 N	Pepperdine		3	1	126 A	Utah		1	3
					41 H	Northern Ariz.		0	3	72 A	Sacramento St.		0	3	131 A	North Dakota		3	0
					45 A	Boise St.		3	1	72 H	Sacramento St.		3	1	144 A	Northern Colo.		3	2
					49 A	Wyoming		1	3	76 N	A&M-Corpus Christi		3	0	180 H	Idaho		3	0
															185 H	Eastern Wash.		3	0
															188 H	Utah Valley		3	0
															190 A	Southern Utah		3	0
															190 H	Southern Utah		3	0
															208 N	McNeese St.		3	0
															217 A	Portland St.		3	0
															217 H	Portland St.		3	2
															222 N	CSUN		3	0
															249 N	Utah St.		3	0
															258 H	Montana		3	0
															272 A	Weber St.		3	1
															272 H	Weber St.		3	0
															304 A	Montana St.		3	0
				LAST 10 GAMES															
															272 A	Weber St.		3	1
															258 H	Montana		3	0
															72 A	Sacramento St.		0	3
															217 A	Portland St.		3	0
															190 H	Southern Utah		3	0
															41 H	Northern Ariz.		0	3
															180 H	Idaho		3	0
															185 H	Eastern Wash.		3	0
															41 A	Northern Ariz.		1	3
															190 A	Southern Utah		3	0

Non-Div. I Games:

Idaho St.

Average RPI Win:		175	WON-LOST RECORD		WINNING PCT. RANK		LAST 10 GAMES		STRENGTH OF SCHEDULE		OPP. STRENGTH OF SCHEDULE		TEAM RPI		ADJ RPI		CONF. RPI		ADJ CONF. RPI	
Average RPI Loss:		68																		
DIV. I ONLY			23- 6		.7931 30		7- 3		149		95		55		.58567 57		20		20	
DIV. I NON-CONF.			10- 3		.76923 50		0- 0		53		19		29		.62689 28		14		14	
TOTALS		RPI 1-25		RPI 26-50		W-L RECORDS		RPI 51-100		RPI 101-150		RPI 150+								
23- 6		1- 1		0- 2		OVERALL		5- 1		4- 2		13- 0								
9- 2		0- 0		0- 1		HOME		1- 1		2- 0		6- 0								
9- 4		1- 1		0- 1		AWAY		3- 0		0- 2		5- 0								
5- 0		0- 0		0- 0		NEUTRAL		1- 0		2- 0		2- 0								
10- 3		1- 1		0- 2		NON-CONFERENCE		4- 0		3- 0		2- 0								
2- 1		0- 0		0- 1		HOME		1- 0		1- 0		0- 0								
3- 2		1- 1		0- 1		AWAY		2- 0		0- 0		0- 0								
5- 0		0- 0		0- 0		NEUTRAL		1- 0		2- 0		2- 0								
13- 3		0- 0		0- 0		CONFERENCE		1- 1		1- 2		11- 0								
7- 1		0- 0		0- 0		HOME		0- 1		1- 0		6- 0								
6- 2		0- 0		0- 0		AWAY		1- 0		0- 2		5- 0								
0- 0		0- 0		0- 0		NEUTRAL		0- 0		0- 0		0- 0								
RPI S	Opponent		Score		RPI S	Opponent		Score		RPI S	Opponent		Score		RPI S	Opponent		Score		
13 A	Louisville		2	3	33 A	Purdue		0	3	70 H	Xavier		3	2	102 A	Northern Ill.		0	3	
15 A	Kentucky		3	1	37 H	Michigan		2	3	85 N	Fla. Atlantic		3	1	119 H	LSU		3	0	
										88 A	FGCU		3	1	122 A	Miami (OH)		0	3	
										88 A	FGCU		3	1	122 H	Miami (OH)		3	1	
										98 A	Kent St.		3	0	126 N	Utah		3	0	
										98 H	Kent St.		1	3	146 N	Seton Hall		3	0	
															165 A	Western Mich.		3	1	
															174 N	VCU		3	0	
															187 A	Eastern Mich.		3	0	
															191 H	Ball St.		3	2	
															223 A	Buffalo		3	0	
															223 H	Buffalo		3	0	
															253 H	Central Mich.		3	0	
															255 A	Bowling Green		3	0	
															255 H	Bowling Green		3	0	
															273 N	Austin Peay		3	0	
															284 H	Toledo		3	1	
															296 A	Akron		3	0	
															296 H	Akron		3	0	
LAST 10 GAMES																				
															296 H	Akron		3	0	
															223 H	Buffalo		3	0	
															253 H	Central Mich.		3	0	
															98 H	Kent St.		1	3	
															255 A	Bowling Green		3	0	
															122 A	Miami (OH)		0	3	
															102 A	Northern Ill.		0	3	
															165 A	Western Mich.		3	1	
															284 H	Toledo		3	1	
															191 H	Ball St.		3	2	

Non-Div. I Games:

Ohio

Average RPI Win: 167		WON-LOST RECORD		WINNING PCT. RANK		LAST 10 GAMES		STRENGTH OF SCHEDULE		OPP. STRENGTH OF SCHEDULE		TEAM RPI		ADJ RPI		CONF. RPI		ADJ CONF. RPI	
DIV. I ONLY		21- 8		.72414 54		9- 1		94		88		54		.58487 58		13		14	
DIV. I NON-CONF.		8- 7		.53333 155		1- 0		94		29		104		.54615 104		17		17	
TOTALS		RPI 1-25		RPI 26-50		W-L RECORDS		RPI 51-100		RPI 101-150		RPI 150+							
21- 8		0- 2		0- 1		OVERALL		4- 3		6- 2		11- 0							
9- 3		0- 1		0- 0		HOME		2- 1		2- 1		5- 0							
9- 3		0- 1		0- 1		AWAY		1- 1		4- 0		4- 0							
3- 2		0- 0		0- 0		NEUTRAL		1- 1		0- 1		2- 0							
8- 7		0- 2		0- 1		NON-CONFERENCE		2- 3		1- 1		5- 0							
3- 2		0- 1		0- 0		HOME		1- 1		0- 0		2- 0							
2- 3		0- 1		0- 1		AWAY		0- 1		1- 0		1- 0							
3- 2		0- 0		0- 0		NEUTRAL		1- 1		0- 1		2- 0							
13- 1		0- 0		0- 0		CONFERENCE		2- 0		5- 1		6- 0							
6- 1		0- 0		0- 0		HOME		1- 0		2- 1		3- 0							
7- 0		0- 0		0- 0		AWAY		1- 0		3- 0		3- 0							
0- 0		0- 0		0- 0		NEUTRAL		0- 0		0- 0		0- 0							
RPI S	Opponent	Score		RPI S	Opponent	Score		RPI S	Opponent	Score		RPI S	Opponent	Score					
19 H	Western Ky.	0	3	39 A	Northwestern	1	3	56 N	Idaho St.	3	1	113 A	Kennesaw St.	3	2				
20 A	Creighton	0	3					67 H	Pepperdine	3	1	113 H	Kennesaw St.	2	3				
								68 N	Pacific	0	3	126 A	Utah	3	1				
								78 A	Ole Miss	1	3	133 A	North Florida	3	0				
								85 H	Fla. Atlantic	0	3	133 H	North Florida	3	0				
								88 A	FGCU	3	2	139 N	CSU Bakersfield	2	3				
								88 H	FGCU	3	0	141 A	Jacksonville	3	2				
												141 H	Jacksonville	3	0				
												169 N	Milwaukee	3	1				
												191 H	Ball St.	3	1				
												192 A	Belmont	3	2				
												192 H	Belmont	3	2				
												213 A	USC Upstate	3	0				
												213 H	USC Upstate	3	0				
												216 A	Stetson	3	0				
												216 H	Stetson	3	0				
												222 N	CSUN	3	2				
												299 A	NJIT	3	0				
												299 H	NJIT	3	0				
LAST 10 GAMES				LAST 10 GAMES				LAST 10 GAMES				LAST 10 GAMES							
				216 A	Stetson	3	0	213 A	USC Upstate	3	0								
				88 A	FGCU	3	2	299 H	NJIT	3	0								
				133 H	North Florida	3	0	192 H	Belmont	3	2								
				141 H	Jacksonville	3	0	113 H	Kennesaw St.	2	3								
				113 A	Kennesaw St.	3	2	213 H	USC Upstate	3	0								

Non-Div. I Games:

Lipscomb

Average RPI Win: 139		WON-LOST	WINNING	LAST 10	STRENGTH OF		OPP. STRENGTH	TEAM	ADJ		CONF.	ADJ CONF.
Average RPI Loss: 31		RECORD	PCT. RANK	GAMES	SCHEDULE		OF SCHEDULE	RPI	RPI		RPI	RPI
DIV. I ONLY		16- 12	.57143	130	61		12	67	.58429		59	3
DIV. I NON-CONF.		8- 4	.66667	99	193		41	103	.55204		96	2
TOTALS		RPI 1-25	RPI 26-50		W-L RECORDS		RPI 51-100		RPI 101-150		RPI 150+	
16- 12		2- 7	3- 2		OVERALL		2- 2		2- 1		7- 0	
11- 4		2- 2	2- 1		HOME		1- 1		1- 0		5- 0	
3- 7		0- 4	1- 1		AWAY		1- 1		1- 1		0- 0	
2- 1		0- 1	0- 0		NEUTRAL		0- 0		0- 0		2- 0	
8- 4		1- 2	0- 1		NON-CONFERENCE		1- 1		0- 0		6- 0	
6- 1		1- 0	0- 1		HOME		1- 0		0- 0		4- 0	
0- 2		0- 1	0- 0		AWAY		0- 1		0- 0		0- 0	
2- 1		0- 1	0- 0		NEUTRAL		0- 0		0- 0		2- 0	
8- 8		1- 5	3- 1		CONFERENCE		1- 1		2- 1		1- 0	
5- 3		1- 2	2- 0		HOME		0- 1		1- 0		1- 0	
3- 5		0- 3	1- 1		AWAY		1- 0		1- 1		0- 0	
0- 0		0- 0	0- 0		NEUTRAL		0- 0		0- 0		0- 0	
RPI S	Opponent	Score	RPI S	Opponent	Score	RPI S	Opponent	Score	RPI S	Opponent	Score	
3 A	Southern California	1 3	31 H	San Diego	1 3	53 A	Oregon	3 2	126 A	Utah	1 3	
3 H	Southern California	2 3	32 A	Arizona St.	1 3	53 H	Oregon	2 3	143 A	Oregon St.	3 0	
6 A	Washington	0 3	32 H	Arizona St.	3 2	61 H	Oklahoma	3 2	143 H	Oregon St.	3 2	
8 A	Penn St.	0 3	50 A	Arizona	3 1	65 A	Rice	1 3	167 H	California	3 1	
11 A	UCLA	0 3	50 H	Arizona	3 0				198 N	Sam Houston St.	3 0	
11 H	UCLA	0 3							203 H	Air Force	3 0	
12 H	Stanford	3 1							225 H	George Mason	3 1	
22 N	Illinois	0 3							272 H	Weber St.	3 0	
24 H	Florida St.	3 2							290 N	La.-Lafayette	3 0	
									304 H	Montana St.	3 1	
LAST 10 GAMES												
50 H	Arizona	3 0	143 H	Oregon St.	3 2							
32 H	Arizona St.	3 2	32 A	Arizona St.	1 3							
3 A	Southern California	1 3	50 A	Arizona	3 1							
11 A	UCLA	0 3	12 H	Stanford	3 1							
53 H	Oregon	2 3	167 H	California	3 1							























Non-Div. I Games:

Colorado

Average RPI Win:	164	WON-LOST	WINNING	LAST 10	STRENGTH OF	OPP. STRENGTH	TEAM	ADJ	CONF.	ADJ CONF.	
Average RPI Loss:	28	RECORD	PCT. RANK	GAMES	SCHEDULE	OF SCHEDULE	RPI	RPI	RPI	RPI	
DIV. I ONLY	20- 7	.74074	47	7- 3	128	56	58	.58064	60	6	6
DIV. I NON-CONF.	9- 2	.81818	40	0- 0	180	87	59	.5818	60	6	6
<hr/>											
TOTALS	RPI 1-25	RPI 26-50		W-L RECORDS		RPI 51-100		RPI 101-150		RPI 150+	
20- 7	0- 4	0- 3		OVERALL		4- 0		4- 0		12- 0	
9- 2	0- 1	0- 1		HOME		1- 0		3- 0		5- 0	
10- 3	0- 2	0- 1		AWAY		2- 0		1- 0		7- 0	
1- 2	0- 1	0- 1		NEUTRAL		1- 0		0- 0		0- 0	
<hr/>											
9- 2	0- 1	0- 1		NON-CONFERENCE		2- 0		1- 0		6- 0	
3- 0	0- 0	0- 0		HOME		0- 0		0- 0		3- 0	
5- 0	0- 0	0- 0		AWAY		1- 0		1- 0		3- 0	
1- 2	0- 1	0- 1		NEUTRAL		1- 0		0- 0		0- 0	
<hr/>											
11- 5	0- 3	0- 2		CONFERENCE		2- 0		3- 0		6- 0	
6- 2	0- 1	0- 1		HOME		1- 0		3- 0		2- 0	
5- 3	0- 2	0- 1		AWAY		1- 0		0- 0		4- 0	
0- 0	0- 0	0- 0		NEUTRAL		0- 0		0- 0		0- 0	
<hr/>											
RPI S	Opponent	Score		RPI S	Opponent	Score		RPI S	Opponent	Score	
10 N	Ohio St.	1	3	35 A	Miami (FL)	0	3	51 H	Virginia	3	2
13 A	Louisville	1	3	40 H	Pittsburgh	1	3	79 A	Auburn	3	2
23 H	North Carolina	1	3	50 N	Arizona	1	3	93 A	Duke	3	1
24 A	Florida St.	0	3					99 N	Rhode Island	3	0

Non-Div. I Games:

Syracuse

Average RPI Win: 108		WON-LOST	WINNING	LAST 10	STRENGTH OF		OPP. STRENGTH	TEAM	ADJ		CONF.	ADJ CONF.
Average RPI Loss: 37		RECORD	PCT. RANK	GAMES	SCHEDULE		OF SCHEDULE	RPI	RPI		RPI	RPI
DIV. I ONLY		9- 15	.375	231	3- 7		1	34	61		2	2
DIV. I NON-CONF.		6- 6	.5	162	0- 0		12	39	47		3	3
TOTALS		RPI 1-25	RPI 26-50		W-L RECORDS		RPI 51-100		RPI 101-150		RPI 150+	
9- 15		0- 8	2- 4		OVERALL		2- 2		3- 0		2- 1	
5- 6		0- 4	1- 1		HOME		0- 1		3- 0		1- 0	
3- 7		0- 3	1- 2		AWAY		1- 1		0- 0		1- 1	
1- 2		0- 1	0- 1		NEUTRAL		1- 0		0- 0		0- 0	
6- 6		0- 3	0- 1		NON-CONFERENCE		2- 2		3- 0		1- 0	
3- 3		0- 2	0- 0		HOME		0- 1		3- 0		0- 0	
2- 1		0- 0	0- 0		AWAY		1- 1		0- 0		1- 0	
1- 2		0- 1	0- 1		NEUTRAL		1- 0		0- 0		0- 0	
3- 9		0- 5	2- 3		CONFERENCE		0- 0		0- 0		1- 1	
2- 3		0- 2	1- 1		HOME		0- 0		0- 0		1- 0	
1- 6		0- 3	1- 2		AWAY		0- 0		0- 0		0- 1	
0- 0		0- 0	0- 0		NEUTRAL		0- 0		0- 0		0- 0	
RPI S	Opponent	Score	RPI S	Opponent	Score	RPI S	Opponent	Score	RPI S	Opponent	Score	
2 A	Texas	1 	31 N	San Diego	2 	59 A	Colorado	2 	104 H	Maryland	3 1	
3 H	Southern California	1 	38 A	TCU	2 	69 A	New Mexico St.	3 2	128 H	Little Rock	3 0	
5 A	Kansas	0 	47 A	Baylor	3 0	87 N	Denver	3 1	134 H	Central Ark.	3 0	
5 H	Kansas	1 	47 H	Baylor	3 1	89 H	North Texas	2 	158 A	Texas Tech	2 	
6 H	Washington	1 	48 A	Kansas St.	2 				158 H	Texas Tech	3 0	
21 A	Iowa St.	1 	48 H	Kansas St.	0 				195 A	UTEP	3 0	
21 H	Iowa St.	1 										
24 N	Florida St.	1 										
LAST 10 GAMES												
	47 A Baylor	3 0		5 A Kansas	0 							
	48 A Kansas St.	2 		48 H Kansas St.	0 							
	5 H Kansas	1 		2 A Texas	1 							
	21 A Iowa St.	1 		38 A TCU	2 							
	158 H Texas Tech	3 0		47 H Baylor	3 1							

Non-Div. I Games:

Oklahoma

Average RPI Win: 133		WON-LOST RECORD		WINNING PCT. RANK		LAST 10 GAMES		STRENGTH OF SCHEDULE		OPP. STRENGTH OF SCHEDULE		TEAM RPI		ADJ RPI		CONF. RPI		ADJ CONF. RPI	
DIV. I ONLY		12- 17		.41379 215		2- 8		4		23		63		.57915 62		1		1	
DIV. I NON-CONF.		10- 3		.76923 50		0- 0		20		94		21		.65061 21		1		1	
TOTALS		RPI 1-25		RPI 26-50		W-L RECORDS		RPI 51-100		RPI 101-150		RPI 150+							
12- 17		2- 10		0- 4		OVERALL		5- 1		0- 2		5- 0							
8- 7		2- 4		0- 1		HOME		2- 1		0- 1		4- 0							
1- 9		0- 5		0- 3		AWAY		1- 0		0- 1		0- 0							
3- 1		0- 1		0- 0		NEUTRAL		2- 0		0- 0		1- 0							
10- 3		2- 1		0- 1		NON-CONFERENCE		4- 0		0- 1		4- 0							
7- 0		2- 0		0- 0		HOME		2- 0		0- 0		3- 0							
0- 2		0- 0		0- 1		AWAY		0- 0		0- 1		0- 0							
3- 1		0- 1		0- 0		NEUTRAL		2- 0		0- 0		1- 0							
2- 14		0- 9		0- 3		CONFERENCE		1- 1		0- 1		1- 0							
1- 7		0- 4		0- 1		HOME		0- 1		0- 1		1- 0							
1- 7		0- 5		0- 2		AWAY		1- 0		0- 0		0- 0							
0- 0		0- 0		0- 0		NEUTRAL		0- 0		0- 0		0- 0							
RPI	S	Opponent		Score		RPI	S	Opponent		Score		RPI	S	Opponent		Score			
1	H	Minnesota		0 3		27	A	Hawaii		1 3		55	H	Michigan St.		0 3			
7	A	Wisconsin		0 3		33	A	Purdue		2 3		68	N	Pacific		3 2			
7	H	Wisconsin		0 3		37	H	Michigan		2 3		80	N	American		3 1			
8	A	Penn St.		0 3		39	A	Northwestern		1 3		83	H	Coastal Caro.		3 0			
8	H	Penn St.		0 3								83	H	Coastal Caro.		3 0			
9	A	Nebraska		0 3								91	A	Indiana		3 0			
9	H	Nebraska		0 3															
10	A	Ohio St.		1 3															
11	N	UCLA		0 3															
14	H	Texas A&M		3 1															
21	H	Iowa St.		3 1															
22	A	Illinois		0 3															
LAST 10 GAMES																			
						7	A	Wisconsin		0 3		104	H	Maryland		1 3			
						8	H	Penn St.		0 3		1	H	Minnesota		0 3			
						33	A	Purdue		2 3		7	H	Wisconsin		0 3			
						91	A	Indiana		3 0		39	A	Northwestern		1 3			
						193	H	Rutgers		3 0		22	A	Illinois		0 3			

Non-Div. I Games:

Iowa

Average RPI Win:		198	WON-LOST RECORD		WINNING PCT. RANK		LAST 10 GAMES		STRENGTH OF SCHEDULE		OPP. STRENGTH OF SCHEDULE		TEAM RPI		ADJ RPI		CONF. RPI		ADJ CONF. RPI	
DIV. I ONLY			22- 7		.75862 40		6- 4		114		193		60		.57679 63		12		12	
DIV. I NON-CONF.			10- 3		.76923 50		0- 0		125		245		71		.57434 71		13		13	
TOTALS		RPI 1-25		RPI 26-50		W-L RECORDS		RPI 51-100		RPI 101-150		RPI 150+								
22- 7		0- 1		1- 1		OVERALL		3- 3		3- 1		15- 1								
12- 3		0- 1		1- 0		HOME		1- 2		2- 0		8- 0								
6- 4		0- 0		0- 1		AWAY		2- 1		1- 1		3- 1								
4- 0		0- 0		0- 0		NEUTRAL		0- 0		0- 0		4- 0								
10- 3		0- 1		1- 1		NON-CONFERENCE		0- 0		1- 1		8- 0								
6- 1		0- 1		1- 0		HOME		0- 0		1- 0		4- 0								
0- 2		0- 0		0- 1		AWAY		0- 0		0- 1		0- 0								
4- 0		0- 0		0- 0		NEUTRAL		0- 0		0- 0		4- 0								
12- 4		0- 0		0- 0		CONFERENCE		3- 3		2- 0		7- 1								
6- 2		0- 0		0- 0		HOME		1- 2		1- 0		4- 0								
6- 2		0- 0		0- 0		AWAY		2- 1		1- 0		3- 1								
0- 0		0- 0		0- 0		NEUTRAL		0- 0		0- 0		0- 0								
RPI	S	Opponent		Score		RPI	S	Opponent		Score		RPI	S	Opponent		Score				
4	H	Florida		0 3		41	H	Northern Ariz.		3 2		66	A	UNCW		3 1				
						44	A	Villanova		1 3		66	H	UNCW		0 3				
												74	A	Towson		0 3				
												74	H	Towson		3 2				
												96	A	Col. of Charleston		3 2				
												96	H	Col. of Charleston		0 3				
														106 A Hofstra		3 1				
														106 H Hofstra		3 2				
														124 A UConn		0 3				
														150 H Lehigh		3 0				
														175 A Delaware		3 0				
														175 H Delaware		3 0				
														200 N Siena		3 0				
														218 N Bryant		3 0				
														226 H Georgetown		3 1				
														238 N Howard		3 0				
														242 N UMBC		3 2				
														246 A William & Mary		3 2				
														246 H William & Mary		3 0				
														259 A Elon		3 0				
														259 H Elon		3 1				
														270 A Northeastern		2 3				
														270 H Northeastern		3 1				
														313 H St. Francis Brooklyn		3 0				
														319 H Norfolk St.		3 0				
														328 H N.C. Central		3 0				
LAST 10 GAMES																				
						74	A	Towson		0 3		175	H	Delaware		3 0				
						106	A	Hofstra		3 1		259	H	Elon		3 1				
						270	A	Northeastern		2 3		246	H	William & Mary		3 0				
						96	H	Col. of Charleston		0 3		66	A	UNCW		3 1				
						66	H	UNCW		0 3		96	A	Col. of Charleston		3 2				

Non-Div. I Games:

James Madison

Average RPI Win: 178		WON-LOST	WINNING		LAST 10		STRENGTH OF		OPP. STRENGTH	TEAM	ADJ	CONF.	ADJ CONF.	
Average RPI Loss: 47		RECORD	PCT. RANK		GAMES		SCHEDULE	OF SCHEDULE	RPI	RPI	RPI	RPI		
DIV. I ONLY		21- 9	.7	62	7- 3		106		84	62	.57663	64	7	7
DIV. I NON-CONF.		10- 3	.76923	50	0- 0		144		102	67	.57648	69	8	8
TOTALS		RPI 1-25	RPI 26-50		W-L RECORDS		RPI 51-100		RPI 101-150		RPI 150+			
21- 9	0- 0	2- 7		OVERALL		2- 1		4- 1		13- 0				
10- 1	0- 0	2- 1		HOME		1- 0		2- 0		5- 0				
6- 7	0- 0	0- 5		AWAY		0- 1		1- 1		5- 0				
5- 1	0- 0	0- 1		NEUTRAL		1- 0		1- 0		3- 0				
10- 3	0- 0	0- 3		NON-CONFERENCE		1- 0		2- 0		7- 0				
3- 0	0- 0	0- 0		HOME		0- 0		1- 0		2- 0				
2- 2	0- 0	0- 2		AWAY		0- 0		0- 0		2- 0				
5- 1	0- 0	0- 1		NEUTRAL		1- 0		1- 0		3- 0				
11- 6	0- 0	2- 4		CONFERENCE		1- 1		2- 1		6- 0				
7- 1	0- 0	2- 1		HOME		1- 0		1- 0		3- 0				
4- 5	0- 0	0- 3		AWAY		0- 1		1- 1		3- 0				
0- 0	0- 0	0- 0		NEUTRAL		0- 0		0- 0		0- 0				
RPI S	Opponent	Score	RPI S	Opponent	Score	RPI S	Opponent	Score	RPI S	Opponent	Score			
			29 A	Dayton	1 3	52 A	UNI	1 3	111 A	Loyola Chicago	0 3			
			30 A	Wichita St.	1 3	52 H	UNI	3 0	111 H	Loyola Chicago	3 1			
			30 H	Wichita St.	2 3	54 N	Long Beach St.	3 0	112 H	IUPUI	3 0			
			35 A	Miami (FL)	0 3				140 A	Indiana St.	3 1			
			42 A	Southern Ill.	0 3				141 N	Jacksonville	3 2			
			42 H	Southern Ill.	3 2				153 A	Harvard	3 0			
			43 A	Missouri St.	0 3				187 N	Eastern Mich.	3 1			
			43 H	Missouri St.	3 0				193 N	Rutgers	3 2			
			48 N	Kansas St.	2 3				204 A	Drake	3 1			
									204 H	Drake	3 1			
									224 H	Youngstown St.	3 0			
									231 A	Ill.-Chicago	3 1			
									267 A	Evansville	3 0			
									267 H	Evansville	3 0			
									271 A	Bradley	3 0			
									271 H	Bradley	3 1			
									284 H	Toledo	3 1			
									295 N	Florida A&M	3 0			
			LAST 10 GAMES											
			267 A	Evansville	3 0	52 A	UNI	1 3						
			42 A	Southern Ill.	0 3	43 H	Missouri St.	3 0						
			111 H	Loyola Chicago	3 1	30 H	Wichita St.	2 3						
			271 H	Bradley	3 1	140 A	Indiana St.	3 1						
			204 A	Drake	3 1	42 H	Southern Ill.	3 2						

Non-Div. I Games:

Illinois St.

R
i
c
e

Rice					Through Games Of Though Nov. 15, 2015																		
Average RPI Win: 158		WON-LOST RECORD		WINNING PCT. RANK		LAST 10 GAMES		STRENGTH OF SCHEDULE		OPP. STRENGTH OF SCHEDULE		TEAM RPI		ADJ RPI		CONF. RPI		ADJ CONF. RPI					
DIV. I ONLY		21- 9		.7 62		8- 2		99		101		64		.57622 65		11		11					
DIV. I NON-CONF.		10- 4		.71429 79		0- 0		75		100		50		.59199 50		12		12					
TOTALS		RPI 1-25		RPI 26-50		W-L RECORDS		RPI 51-100		RPI 101-150		RPI 150+											
21- 9		1- 1		0- 1		OVERALL		4- 4		4- 0		12- 3											
10- 2		1- 0		0- 0		HOME		3- 1		1- 0		5- 1											
6- 6		0- 1		0- 1		AWAY		0- 3		0- 0		6- 1											
5- 1		0- 0		0- 0		NEUTRAL		1- 0		3- 0		1- 1											
10- 4		0- 1		0- 1		NON-CONFERENCE		2- 1		3- 0		5- 1											
4- 0		0- 0		0- 0		HOME		1- 0		0- 0		3- 0											
1- 3		0- 1		0- 1		AWAY		0- 1		0- 0		1- 0											
5- 1		0- 0		0- 0		NEUTRAL		1- 0		3- 0		1- 1											
11- 5		1- 0		0- 0		CONFERENCE		2- 3		1- 0		7- 2											
6- 2		1- 0		0- 0		HOME		2- 1		1- 0		2- 1											
5- 3		0- 0		0- 0		AWAY		0- 2		0- 0		5- 1											
0- 0		0- 0		0- 0		NEUTRAL		0- 0		0- 0		0- 0											
RPI	S	Opponent		Score		RPI	S	Opponent		Score		RPI	S	Opponent		Score							
2	A	Texas		0 3		47	A	Baylor		1 3		59	H	Colorado		3 1							
19	H	Western Ky.		3 2								73	A	UTSA		1 3							
												73	H	UTSA		2 3							
												76	A	A&M-Corpus Christi		1 3							
												85	H	Fla. Atlantic		3 0							
												89	A	North Texas		2 3							
												89	H	North Texas		3 2							
												99	N	Rhode Island		3 1							
														119		N	LSU	3 2					
														121		N	UNCG	3 0					
														123		H	Southern Miss.	3 0					
														132		N	UC Irvine	3 1					
														151		H	FIU	3 0					
														156		A	Yale	3 2					
														157		A	Marshall	3 0					
														164		N	Stephen F. Austin	3 0					
														195		A	UTEP	3 0					
														195		H	UTEP	3 2					
														198		H	Sam Houston St.	3 2					
														209		A	Charlotte	3 2					
														215		N	UC Santa Barbara	1 3					
														229		H	Lamar	3 1					
														233		A	Middle Tenn.	3 0					
														233		H	Middle Tenn.	2 3					
														252		A	Louisiana Tech	2 3					
														290		H	La.-Lafayette	3 0					
														291		A	UAB	3 0					
LAST 10 GAMES																							
291 A UAB						3 0						123 H Southern Miss.						3 0					
195 H UTEP						3 2						252 A Louisiana Tech						2 3					
157 A Marshall						3 0						233 A Middle Tenn.						3 0					
73 A UTSA						1 3						89 H North Texas						3 2					
19 H Western Ky.						3 2						195 A UTEP						3 0					

Average RPI Win: 198		WON-LOST RECORD		WINNING PCT. RANK		LAST 10 GAMES		STRENGTH OF SCHEDULE		OPP. STRENGTH OF SCHEDULE		TEAM RPI		ADJ RPI		CONF. RPI		ADJ CONF. RPI	
DIV. I ONLY		21- 7		.75 43		7- 3		120		178		66		.57528 66		12		12	
DIV. I NON-CONF.		9- 3		.75 60		0- 0		135		217		81		.56786 79		13		13	
TOTALS		RPI 1-25		RPI 26-50		W-L RECORDS		RPI 51-100		RPI 101-150		RPI 150+							
21- 7		1- 0		0- 0		OVERALL		4- 6		1- 1		15- 0							
9- 2		0- 0		0- 0		HOME		2- 1		0- 1		7- 0							
9- 4		1- 0		0- 0		AWAY		1- 4		1- 0		6- 0							
3- 1		0- 0		0- 0		NEUTRAL		1- 1		0- 0		2- 0							
9- 3		1- 0		0- 0		NON-CONFERENCE		1- 3		0- 0		7- 0							
3- 0		0- 0		0- 0		HOME		0- 0		0- 0		3- 0							
3- 2		1- 0		0- 0		AWAY		0- 2		0- 0		2- 0							
3- 1		0- 0		0- 0		NEUTRAL		1- 1		0- 0		2- 0							
12- 4		0- 0		0- 0		CONFERENCE		3- 3		1- 1		8- 0							
6- 2		0- 0		0- 0		HOME		2- 1		0- 1		4- 0							
6- 2		0- 0		0- 0		AWAY		1- 2		1- 0		4- 0							
0- 0		0- 0		0- 0		NEUTRAL		0- 0		0- 0		0- 0							
RPI S	Opponent	Score		RPI S	Opponent	Score		RPI S	Opponent	Score		RPI S	Opponent	Score					
23 A	North Carolina	3	2					63 A	James Madison	3	0	106 A	Hofstra	3	0				
								63 H	James Madison	1	3	106 H	Hofstra	2	3				
								72 N	Sacramento St.	1	3	175 A	Delaware	3	0				
								74 A	Towson	0	3	175 H	Delaware	3	0				
								74 H	Towson	3	1	206 A	Clemson	3	0				
								83 A	Coastal Caro.	1	3	214 A	Campbell	3	0				
								84 N	Appalachian St.	3	1	216 H	Stetson	3	0				
								93 A	Duke	0	3	235 H	UMES	3	0				
								96 A	Col. of Charleston	2	3	246 A	William & Mary	3	1				
								96 H	Col. of Charleston	3	2	246 H	William & Mary	3	0				
												259 A	Elon	3	0				
												259 H	Elon	3	0				
												270 A	Northeastern	3	2				
												270 H	Northeastern	3	2				
												306 N	Charleston So.	3	0				
												308 H	Presbyterian	3	0				
												319 N	Norfolk St.	3	0				
				LAST 10 GAMES															
				175 A	Delaware	3	0	63 A	James Madison	3	0								
				96 A	Col. of Charleston	2	3	270 A	Northeastern	3	2								
				259 H	Elon	3	0	106 A	Hofstra	3	0								
				246 H	William & Mary	3	0	63 H	James Madison	1	3								
				74 A	Towson	0	3	74 H	Towson	3	1								

Non-Div. I Games:

UNCW

Average RPI Win: 138		WON-LOST	WINNING	LAST 10	STRENGTH OF		OPP. STRENGTH	TEAM	ADJ		CONF.	ADJ CONF.
Average RPI Loss: 55		RECORD	PCT. RANK	GAMES	SCHEDULE		OF SCHEDULE	RPI	RPI		RPI	RPI
DIV. I ONLY		17- 12	.58621	120	53		53	65	.57411		67	4
DIV. I NON-CONF.		9- 4	.69231	85	86		92	60	.5814		62	5
TOTALS		RPI 1-25	RPI 26-50		W-L RECORDS		RPI 51-100		RPI 101-150		RPI 150+	
17- 12		0- 2	1- 5		OVERALL		6- 4		3- 0		7- 1	
8- 5		0- 1	1- 2		HOME		3- 1		1- 0		3- 1	
4- 6		0- 1	0- 3		AWAY		2- 2		1- 0		1- 0	
5- 1		0- 0	0- 0		NEUTRAL		1- 1		1- 0		3- 0	
9- 4		0- 1	0- 1		NON-CONFERENCE		2- 2		1- 0		6- 0	
4- 0		0- 0	0- 0		HOME		1- 0		0- 0		3- 0	
0- 3		0- 1	0- 1		AWAY		0- 1		0- 0		0- 0	
5- 1		0- 0	0- 0		NEUTRAL		1- 1		1- 0		3- 0	
8- 8		0- 1	1- 4		CONFERENCE		4- 2		2- 0		1- 1	
4- 5		0- 1	1- 2		HOME		2- 1		1- 0		0- 1	
4- 3		0- 0	0- 2		AWAY		2- 1		1- 0		1- 0	
0- 0		0- 0	0- 0		NEUTRAL		0- 0		0- 0		0- 0	
RPI S	Opponent	Score	RPI S	Opponent	Score	RPI S	Opponent	Score	RPI S	Opponent	Score	
3 A	Southern California	0 3	26 H	Loyola Marymount	3 2	56 N	Idaho St.	1 3	108 N	New Mexico	3 1	
17 H	BYU	0 3	31 A	San Diego	2 3	58 A	Lipscomb	1 3	114 A	San Francisco	3 1	
			31 H	San Diego	0 3	68 A	Pacific	3 1	114 H	San Francisco	3 1	
			36 A	Santa Clara	0 3	68 H	Pacific	3 2	171 A	St. Mary's (CA)	3 0	
			36 H	Santa Clara	0 3	81 A	Gonzaga	0 3	171 H	St. Mary's (CA)	1 3	
			49 A	Wyoming	0 3	81 H	Gonzaga	3 2	188 H	Utah Valley	3 0	
						82 H	Alabama	3 1	191 N	Ball St.	3 0	
						85 N	Fla. Atlantic	3 1	208 N	McNeese St.	3 0	
						94 A	Portland	3 1	215 H	UC Santa Barbara	3 1	
						94 H	Portland	2 3	249 N	Utah St.	3 0	
									276 H	Incarnate Word	3 0	
LAST 10 GAMES												
	36 A Santa Clara	0 3		68 A Pacific	3 1							
	114 A San Francisco	3 1		31 H San Diego	0 3							
	94 H Portland	2 3		17 H BYU	0 3							
	81 H Gonzaga	3 2		114 H San Francisco	3 1							
	171 A St. Mary's (CA)	3 0		36 H Santa Clara	0 3							

Non-Div. I Games:

Pepperdine

Average RPI Win: 127		WON-LOST RECORD		WINNING PCT. RANK		LAST 10 GAMES		STRENGTH OF SCHEDULE		OPP. STRENGTH OF SCHEDULE		TEAM RPI		ADJ RPI		CONF. RPI		ADJ CONF. RPI	
DIV. I ONLY		15- 11		.57692 127		3- 7		65		17		68		.57388 68		4		4	
DIV. I NON-CONF.		9- 2		.81818 40		0- 0		183		10		48		.59621 48		5		5	
TOTALS		RPI 1-25		RPI 26-50		W-L RECORDS		RPI 51-100		RPI 101-150		RPI 150+							
15- 11		1- 3		1- 4		OVERALL		2- 4		6- 0		5- 0							
2- 4		0- 1		0- 2		HOME		0- 1		1- 0		1- 0							
8- 6		1- 2		1- 2		AWAY		1- 2		3- 0		2- 0							
5- 1		0- 0		0- 0		NEUTRAL		1- 1		2- 0		2- 0							
9- 2		1- 1		0- 0		NON-CONFERENCE		1- 1		4- 0		3- 0							
0- 0		0- 0		0- 0		HOME		0- 0		0- 0		0- 0							
4- 1		1- 1		0- 0		AWAY		0- 0		2- 0		1- 0							
5- 1		0- 0		0- 0		NEUTRAL		1- 1		2- 0		2- 0							
6- 9		0- 2		1- 4		CONFERENCE		1- 3		2- 0		2- 0							
2- 4		0- 1		0- 2		HOME		0- 1		1- 0		1- 0							
4- 5		0- 1		1- 2		AWAY		1- 2		1- 0		1- 0							
0- 0		0- 0		0- 0		NEUTRAL		0- 0		0- 0		0- 0							
RPI S	Opponent	Score		RPI S	Opponent	Score		RPI S	Opponent	Score		RPI S	Opponent	Score					
12 A	Stanford	0	3	26 A	Loyola Marymount	3	1	58 N	Lipscomb	3	0	102 A	Northern Ill.	3	1				
17 A	BYU	0	3	26 H	Loyola Marymount	0	3	62 N	Iowa	2	3	114 A	San Francisco	3	0				
17 H	BYU	2	3	31 A	San Diego	0	3	67 A	Pepperdine	2	3	114 H	San Francisco	3	2				
20 A	Creighton	3	1	31 H	San Diego	0	3	67 H	Pepperdine	1	3	139 N	CSU Bakersfield	3	0				
				36 A	Santa Clara	2	3	81 A	Gonzaga	1	3	143 N	Oregon St.	3	1				
								94 A	Portland	3	1	148 A	San Diego St.	3	0				
												159 N	Dartmouth	3	0				
												167 A	California	3	0				
												171 A	St. Mary's (CA)	3	1				
												171 H	St. Mary's (CA)	3	2				
												274 N	South Dakota St.	3	0				
				LAST 10 GAMES															
				171 A	St. Mary's (CA)	3	1	114 A	San Francisco	3	0								
				17 A	BYU	0	3	36 A	Santa Clara	2	3								
				31 A	San Diego	0	3	171 H	St. Mary's (CA)	3	2								
				26 H	Loyola Marymount	0	3	31 H	San Diego	0	3								
				67 H	Pepperdine	1	3	17 H	BYU	2	3								

Non-Div. I Games:

Pacific

Average RPI Win:		208	WON-LOST RECORD		WINNING PCT. RANK		LAST 10 GAMES		STRENGTH OF SCHEDULE		OPP. STRENGTH OF SCHEDULE		TEAM RPI		ADJ RPI		CONF. RPI		ADJ CONF. RPI														
DIV. I ONLY			25- 5		.83333		20		10- 0		240		132		69		.57005		69		23		23										
DIV. I NON-CONF.			11- 5		.6875		95		1- 0		164		63		92		.5567		92		21		21										
TOTALS		RPI 1-25		RPI 26-50		W-L RECORDS		RPI 51-100		RPI 101-150		RPI 150+																					
25- 5		0- 2		1- 2		OVERALL		1- 1		5- 0		18- 0																					
12- 1		0- 0		0- 0		HOME		1- 1		3- 0		8- 0																					
8- 2		0- 1		0- 1		AWAY		0- 0		2- 0		6- 0																					
5- 2		0- 1		1- 1		NEUTRAL		0- 0		0- 0		4- 0																					
11- 5		0- 2		1- 2		NON-CONFERENCE		1- 1		1- 0		8- 0																					
5- 1		0- 0		0- 0		HOME		1- 1		1- 0		3- 0																					
1- 2		0- 1		0- 1		AWAY		0- 0		0- 0		1- 0																					
5- 2		0- 1		1- 1		NEUTRAL		0- 0		0- 0		4- 0																					
14- 0		0- 0		0- 0		CONFERENCE		0- 0		4- 0		10- 0																					
7- 0		0- 0		0- 0		HOME		0- 0		2- 0		5- 0																					
7- 0		0- 0		0- 0		AWAY		0- 0		2- 0		5- 0																					
0- 0		0- 0		0- 0		NEUTRAL		0- 0		0- 0		0- 0																					
RPI	S	Opponent			Score		RPI	S	Opponent			Score		RPI	S	Opponent			Score		RPI	S	Opponent			Score							
2	N	Texas			1 3		30	N	Wichita St.			3 2		61	H	Oklahoma			2 3		108	H	New Mexico			3 1							
14	A	Texas A&M			2 3		32	N	Arizona St.			2 3		87	H	Denver			3 2		139	A	CSU Bakersfield			3 1							
							50	A	Arizona			1 3																					
							LAST 10 GAMES																										
							188 A Utah Valley					3 0									182 A UMKC					3 1							
							149 A Seattle					3 2									262 A UTRGV					3 0							
							282 H Grand Canyon					3 1									195 H UTEP					3 0							
							139 H CSU Bakersfield					3 0									149 H Seattle					3 2							
							311 A Chicago St.					3 0									188 H Utah Valley					3 1							

Average RPI Win:		201	WON-LOST RECORD		WINNING PCT. RANK		LAST 10 GAMES		STRENGTH OF SCHEDULE		OPP. STRENGTH OF SCHEDULE		TEAM RPI		ADJ RPI		CONF. RPI		ADJ CONF. RPI				
DIV. I ONLY			21- 9		.7 62		6- 4		108		163		74		.56882 70		17		17				
DIV. I NON-CONF.			11- 5		.6875 95		0- 0		110		168		82		.5671 81		18		18				
TOTALS		RPI 1-25		RPI 26-50		W-L RECORDS		RPI 51-100		RPI 101-150		RPI 150+											
21- 9		1- 2		0- 3		OVERALL		3- 1		3- 1		14- 2											
12- 5		1- 1		0- 2		HOME		1- 0		2- 1		8- 1											
7- 2		0- 0		0- 1		AWAY		1- 1		1- 0		5- 0											
2- 2		0- 1		0- 0		NEUTRAL		1- 0		0- 0		1- 1											
11- 5		1- 2		0- 1		NON-CONFERENCE		2- 0		1- 1		7- 1											
7- 3		1- 1		0- 1		HOME		0- 0		1- 1		5- 0											
2- 0		0- 0		0- 0		AWAY		1- 0		0- 0		1- 0											
2- 2		0- 1		0- 0		NEUTRAL		1- 0		0- 0		1- 1											
10- 4		0- 0		0- 2		CONFERENCE		1- 1		2- 0		7- 1											
5- 2		0- 0		0- 1		HOME		1- 0		1- 0		3- 1											
5- 2		0- 0		0- 1		AWAY		0- 1		1- 0		4- 0											
0- 0		0- 0		0- 0		NEUTRAL		0- 0		0- 0		0- 0											
RPI	S	Opponent		Score		RPI	S	Opponent		Score		RPI	S	Opponent		Score							
16	H	Missouri		3 0		29	A	Dayton		1 3		51	N	Virginia		3 2		109	A	George Washington		3 2	
17	H	BYU		0 3		29	H	Dayton		1 3		82	A	Alabama		3 2		109	H	George Washington		3 0	
18	N	Arkansas St.		0 3		33	H	Purdue		1 3		99	A	Rhode Island		2 3		117	H	North Dakota St.		1 3	
												99		H	Rhode Island		3 2		131	H	North Dakota		3 1
																		174	H	VCU		2 3	
																		177	N	Troy		3 0	
																		179	A	Duquesne		3 1	
																		182	N	UMKC		2 3	
																		213	H	USC Upstate		3 0	
																		225	A	George Mason		3 0	
																		225	H	George Mason		3 1	
																		241	H	Davidson		3 1	
																		265	A	Southeast Mo. St.		3 1	
																		268	H	UT Martin		3 0	
																		283	A	Fordham		3 0	
																		283	H	Fordham		3 0	
																		297	A	La Salle		3 1	
																		312	H	Western Ill.		3 0	
																		327	H	Ark.-Pine Bluff		3 0	
																		327	H	Ark.-Pine Bluff		3 0	
						LAST 10 GAMES																	
						29 H Dayton		1 3		29 A Dayton		1 3											
						109 H George Washington		3 0		241 H Davidson		3 1											
						225 H George Mason		3 1		174 H VCU		2 3											
						99 A Rhode Island		2 3		225 A George Mason		3 0											
						283 A Fordham		3 0		109 A George Washington		3 2											

Non-Div. I Games:

Saint Louis

Average RPI Win:	164	WON-LOST	WINNING	LAST 10	STRENGTH OF	OPP. STRENGTH	TEAM	ADJ	CONF.	ADJ CONF.	
Average RPI Loss:	59	RECORD	PCT. RANK	GAMES	SCHEDULE	OF SCHEDULE	RPI	RPI	RPI	RPI	
DIV. I ONLY	16- 11	.59259	117	7- 3	62	73	74	.56882	70	8	8
DIV. I NON-CONF.	4- 7	.36364	239	0- 1	37	52	124	.5308	123	7	7
<hr/>											
TOTALS	RPI 1-25	RPI 26-50		W-L RECORDS		RPI 51-100		RPI 101-150		RPI 150+	
16- 11	0- 4	2- 3		OVERALL		1- 2		4- 1		9- 1	
8- 3	0- 2	1- 1		HOME		0- 0		2- 0		5- 0	
7- 6	0- 2	1- 1		AWAY		0- 2		2- 0		4- 1	
1- 2	0- 0	0- 1		NEUTRAL		1- 0		0- 1		0- 0	
<hr/>											
4- 7	0- 2	0- 2		NON-CONFERENCE		1- 2		0- 1		3- 0	
2- 2	0- 1	0- 1		HOME		0- 0		0- 0		2- 0	
1- 3	0- 1	0- 0		AWAY		0- 2		0- 0		1- 0	
1- 2	0- 0	0- 1		NEUTRAL		1- 0		0- 1		0- 0	
<hr/>											
12- 4	0- 2	2- 1		CONFERENCE		0- 0		4- 0		6- 1	
6- 1	0- 1	1- 0		HOME		0- 0		2- 0		3- 0	
6- 3	0- 1	1- 1		AWAY		0- 0		2- 0		3- 1	
0- 0	0- 0	0- 0		NEUTRAL		0- 0		0- 0		0- 0	
<hr/>											
RPI S	Opponent	Score		RPI S	Opponent	Score		RPI S	Opponent	Score	
15 H	Kentucky	1	3	29 H	Dayton	2	3	57 A	Ohio	2	3
20 A	Creighton	0	3	34 A	Marquette	3	0	83 N	Coastal Caro.	3	2
20 H	Creighton	1	3	37 N	Michigan	1	3	86 A	Cincinnati	1	3
24 A	Florida St.	0	3	44 A	Villanova	1	3				
				44 H	Villanova	3	2				
				LAST 10 GAMES							
				226 A	Georgetown	3	1	120 A	St. John's (NY)	3	1
				20 A	Creighton	0	3	152 H	Butler	3	0
				44 H	Villanova	3	2	29 H	Dayton	2	3
				146 H	Seton Hall	3	0	20 H	Creighton	1	3
				250 A	Providence	3	2	226 H	Georgetown	3	1

Non-Div. I Games:

Xavier

Average RPI Win:	194	WON-LOST	WINNING	LAST 10	STRENGTH OF	OPP. STRENGTH	TEAM	ADJ	CONF.	ADJ CONF.	
Average RPI Loss:	100	RECORD	PCT. RANK	GAMES	SCHEDULE	OF SCHEDULE	RPI	RPI	RPI	RPI	
DIV. I ONLY	25- 6	.80645	25	9- 1	207	152	73	.56864	72	18	18
DIV. I NON-CONF.	13- 2	.86667	25	0- 0	233	155	72	.57241	74	15	15
<hr/>											
TOTALS	RPI 1-25	RPI 26-50		W-L RECORDS		RPI 51-100		RPI 101-150		RPI 150+	
25- 6	0- 0	1- 2		OVERALL		3- 1		4- 1		17- 2	
11- 1	0- 0	1- 1		HOME		2- 0		2- 0		6- 0	
8- 4	0- 0	0- 1		AWAY		0- 1		2- 0		6- 2	
6- 1	0- 0	0- 0		NEUTRAL		1- 0		0- 1		5- 0	
<hr/>											
13- 2	0- 0	0- 1		NON-CONFERENCE		2- 0		2- 1		9- 0	
3- 1	0- 0	0- 1		HOME		1- 0		1- 0		1- 0	
4- 0	0- 0	0- 0		AWAY		0- 0		1- 0		3- 0	
6- 1	0- 0	0- 0		NEUTRAL		1- 0		0- 1		5- 0	
<hr/>											
12- 4	0- 0	1- 1		CONFERENCE		1- 1		2- 0		8- 2	
8- 0	0- 0	1- 0		HOME		1- 0		1- 0		5- 0	
4- 4	0- 0	0- 1		AWAY		0- 1		1- 0		3- 2	
0- 0	0- 0	0- 0		NEUTRAL		0- 0		0- 0		0- 0	
<hr/>											
RPI S	Opponent	Score	RPI S	Opponent	Score	RPI S	Opponent	Score	RPI S	Opponent	Score
			36 H	Santa Clara	1 3	56 A	Idaho St.	1 3	101 N	Cal Poly	1 3
			41 A	Northern Ariz.	1 3	56 H	Idaho St.	3 0	131 A	North Dakota	3 1
			41 H	Northern Ariz.	3 1	66 N	UNCW	3 1	139 H	CSU Bakersfield	3 1
						98 H	Kent St.	3 1	144 H	Northern Colo.	3 1
									147 A	UC Davis	3 0
									175 H	Nevada	3 1
									180 A	Idaho	2 3
									185 A	Eastern Wash.	1 3
									190 A	Southern Utah	3 0
									190 H	Southern Utah	3 2
									193 N	Rutgers	3 0
									210 A	Fresno St.	3 1
									211 A	San Jose St.	3 1
									214 A	Campbell	3 1
									217 A	Portland St.	3 0
									217 H	Portland St.	3 0
									228 N	UC Riverside	3 1
									253 N	Central Mich.	3 1
									258 H	Montana	3 0
									272 A	Weber St.	3 0
									272 H	Weber St.	3 1
									302 N	Cal St. Fullerton	3 0
									304 H	Montana St.	3 0
									319 N	Norfolk St.	3 0
<hr/>											
			LAST 10 GAMES								
			190 A	Southern Utah	3 0	131 A	North Dakota	3 1			
			41 A	Northern Ariz.	1 3	258 H	Montana	3 0			
			56 H	Idaho St.	3 0	304 H	Montana St.	3 0			
			272 H	Weber St.	3 1	217 H	Portland St.	3 0			
			217 A	Portland St.	3 0	144 H	Northern Colo.	3 1			

Non-Div. I Games:

Sacramento St.

T
O
W
S
O
N

Towson		Through Games Of Though Nov. 15, 2015											
Average RPI Win:	210	WON-LOST RECORD	WINNING PCT. RANK	LAST 10 GAMES	STRENGTH OF SCHEDULE	OPP. STRENGTH OF SCHEDULE	TEAM RPI	ADJ RPI	CONF. RPI	ADJ CONF. RPI			
Average RPI Loss:	103												
DIV. I ONLY		26- 5	.83871	19	8- 2	230	201	72	.56765	74	12	12	
DIV. I NON-CONF.		14- 1	.93333	7	1- 0	270	262	86	.56113	86	13	13	
TOTALS		RPI 1-25		RPI 26-50		W-L RECORDS		RPI 51-100		RPI 101-150		RPI 150+	
26- 5		0- 0		0- 0		OVERALL		4- 2		2- 2		20- 1	
11- 2		0- 0		0- 0		HOME		3- 0		1- 1		7- 1	
9- 3		0- 0		0- 0		AWAY		1- 2		1- 1		7- 0	
6- 0		0- 0		0- 0		NEUTRAL		0- 0		0- 0		6- 0	
14- 1		0- 0		0- 0		NON-CONFERENCE		0- 0		1- 1		13- 0	
4- 1		0- 0		0- 0		HOME		0- 0		0- 1		4- 0	
4- 0		0- 0		0- 0		AWAY		0- 0		1- 0		3- 0	
6- 0		0- 0		0- 0		NEUTRAL		0- 0		0- 0		6- 0	
12- 4		0- 0		0- 0		CONFERENCE		4- 2		1- 1		7- 1	
7- 1		0- 0		0- 0		HOME		3- 0		1- 0		3- 1	
5- 3		0- 0		0- 0		AWAY		1- 2		0- 1		4- 0	
0- 0		0- 0		0- 0		NEUTRAL		0- 0		0- 0		0- 0	
RPI S	Opponent	Score	RPI S	Opponent	Score	RPI S	Opponent	Score	RPI S	Opponent	Score		
						63 A	James Madison	2 3	105 H	Tennessee	2 3		
						63 H	James Madison	3 0	106 A	Hofstra	2 3		
						66 A	UNCW	1 3	106 H	Hofstra	3 0		
						66 H	UNCW	3 0	117 A	North Dakota St.	3 1		
						96 A	Col. of Charleston	3 1	169 N	Milwaukee	3 1		
						96 H	Col. of Charleston	3 0	175 A	Delaware	3 2		
									175 H	Delaware	2 3		
									180 N	Idaho	3 2		
									183 N	Fairfield	3 1		
									188 N	Utah Valley	3 2		
									199 A	Penn	3 1		
									220 N	Western Caro.	3 1		
									246 A	William & Mary	3 1		
									246 H	William & Mary	3 1		
									259 A	Elon	3 1		
									259 H	Elon	3 0		
									260 H	Manhattan	3 0		
									269 N	Binghamton	3 0		
									270 A	Northeastern	3 1		
									270 H	Northeastern	3 1		
									279 H	Coppin St.	3 0		
									280 A	Tennessee Tech	3 0		
						321 A	Delaware St.	3 1	315 H	Saint Francis (PA)	3 0		
						63 H	James Madison	3 0	321 A	Delaware St.	3 1		
						270 A	Northeastern	3 1	321 H	Delaware St.	3 0		
						106 A	Hofstra	2 3					
						66 H	UNCW	3 0					
						LAST 10 GAMES							
						96 H	Col. of Charleston	3 0					
						246 H	William & Mary	3 1					
						259 H	Elon	3 0					
						175 H	Delaware	2 3					
						96 A	Col. of Charleston	3 1					

T
O
W
S
O
N

Non-Div. I Games:

Towson

Average RPI Win:	197	WON-LOST	WINNING	LAST 10	STRENGTH OF	OPP. STRENGTH	TEAM	ADJ	CONF.	ADJ CONF.	
Average RPI Loss:	131	RECORD	PCT. RANK	GAMES	SCHEDULE	OF SCHEDULE	RPI	RPI	RPI	RPI	
DIV. I ONLY	24- 6	.8	28	8- 2	201	173	76	.5666	75	16	16
DIV. I NON-CONF.	11- 3	.78571	47	0- 0	250	163	108	.54577	106	19	19
<hr/>											
TOTALS	RPI 1-25	RPI 26-50		W-L RECORDS		RPI 51-100		RPI 101-150		RPI 150+	
24- 6	0- 0	1- 1		OVERALL		2- 2		1- 1		20- 2	
9- 2	0- 0	0- 0		HOME		0- 2		1- 0		8- 0	
9- 3	0- 0	0- 1		AWAY		1- 0		0- 1		8- 1	
6- 1	0- 0	1- 0		NEUTRAL		1- 0		0- 0		4- 1	
<hr/>											
11- 3	0- 0	1- 1		NON-CONFERENCE		1- 1		0- 0		9- 1	
2- 1	0- 0	0- 0		HOME		0- 1		0- 0		2- 0	
3- 1	0- 0	0- 1		AWAY		0- 0		0- 0		3- 0	
6- 1	0- 0	1- 0		NEUTRAL		1- 0		0- 0		4- 1	
<hr/>											
13- 3	0- 0	0- 0		CONFERENCE		1- 1		1- 1		11- 1	
7- 1	0- 0	0- 0		HOME		0- 1		1- 0		6- 0	
6- 2	0- 0	0- 0		AWAY		1- 0		0- 1		5- 1	
0- 0	0- 0	0- 0		NEUTRAL		0- 0		0- 0		0- 0	
<hr/>											
RPI S	Opponent	Score	RPI S	Opponent	Score	RPI S	Opponent	Score	RPI S	Opponent	Score
			29 A	Dayton	0 3	86 H	Cincinnati	1 3	127 A	Valparaiso	1 3
			47 N	Baylor	3 1	91 N	Indiana	3 2	127 H	Valparaiso	3 2
						92 A	Oakland	3 2	155 A	Green Bay	3 1
						92 H	Oakland	1 3	155 H	Green Bay	3 0
									169 A	Milwaukee	3 2
									169 H	Milwaukee	3 0
									189 N	Eastern Ill.	3 2
									196 A	Northern Ky.	2 3
									196 H	Northern Ky.	3 0
									205 N	Notre Dame	3 2
									219 N	Robert Morris	3 0
									221 N	Radford	3 2
									224 A	Youngstown St.	3 0
									224 H	Youngstown St.	3 0
									227 A	Wright St.	3 1
									227 H	Wright St.	3 1
									231 A	Ill.-Chicago	3 1
									231 H	Ill.-Chicago	3 0
									233 A	Middle Tenn.	3 0
									253 H	Central Mich.	3 1
									255 N	Bowling Green	2 3
									269 H	Binghamton	3 0
									284 A	Toledo	3 0
									296 A	Akron	3 1
<hr/>											
			LAST 10 GAMES								
			127 A	Valparaiso	1 3	224 A	Youngstown St.	3 0			
			231 A	Ill.-Chicago	3 1	169 A	Milwaukee	3 2			
			196 H	Northern Ky.	3 0	155 A	Green Bay	3 1			
			92 H	Oakland	1 3	231 H	Ill.-Chicago	3 0			
			227 H	Wright St.	3 1	127 H	Valparaiso	3 2			

Non-Div. I Games:

Cleveland St.

Average RPI Win: 233		WON-LOST	WINNING	LAST 10	STRENGTH OF		OPP. STRENGTH	TEAM	ADJ		CONF.	ADJ CONF.
Average RPI Loss: 98		RECORD	PCT. RANK	GAMES	SCHEDULE		OF SCHEDULE	RPI	RPI		RPI	RPI
DIV. I ONLY		28- 4	.875	14	239		260	71	.5651		24	24
DIV. I NON-CONF.		12- 4	.75	60	231		270	122	.52925		24	24
TOTALS		RPI 1-25	RPI 26-50		W-L RECORDS		RPI 51-100		RPI 101-150		RPI 150+	
28- 4		0- 0	0- 2		OVERALL		1- 1		3- 0		24- 1	
14- 0		0- 0	0- 0		HOME		1- 0		1- 0		12- 0	
11- 1		0- 0	0- 1		AWAY		0- 0		2- 0		9- 0	
3- 3		0- 0	0- 1		NEUTRAL		0- 1		0- 0		3- 1	
12- 4		0- 0	0- 2		NON-CONFERENCE		1- 1		1- 0		10- 1	
6- 0		0- 0	0- 0		HOME		1- 0		0- 0		5- 0	
3- 1		0- 0	0- 1		AWAY		0- 0		1- 0		2- 0	
3- 3		0- 0	0- 1		NEUTRAL		0- 1		0- 0		3- 1	
16- 0		0- 0	0- 0		CONFERENCE		0- 0		2- 0		14- 0	
8- 0		0- 0	0- 0		HOME		0- 0		1- 0		7- 0	
8- 0		0- 0	0- 0		AWAY		0- 0		1- 0		7- 0	
0- 0		0- 0	0- 0		NEUTRAL		0- 0		0- 0		0- 0	
RPI S	Opponent	Score	RPI S	Opponent	Score	RPI S	Opponent	Score	RPI S	Opponent	Score	
			39 N	Northwestern	1 3	56 N	Idaho St.	0 3	116 A	Texas-Arlington	3 2	
			45 A	Boise St.	0 3	65 H	Rice	3 1	134 A	Central Ark.	3 0	
									134 H	Central Ark.	3 0	
									164 A	Stephen F. Austin	3 2	
									198 A	Sam Houston St.	3 2	
									198 H	Sam Houston St.	3 0	
									202 A	Houston Baptist	3 0	
									202 H	Houston Baptist	3 1	
									208 A	McNeese St.	3 1	
									214 N	Campbell	3 0	
									229 A	Lamar	3 1	
									229 H	Lamar	3 0	
									230 H	Abilene Christian	3 1	
									248 H	New Orleans	3 0	
									252 N	Louisiana Tech	2 3	
									256 H	Southeastern La.	3 0	
									262 A	UTRGV	3 1	
									262 H	UTRGV	3 0	
									262 H	UTRGV	3 0	
									275 A	Northwestern St.	3 0	
									276 H	Incarnate Word	3 0	
									289 A	Nicholls St.	3 0	
									298 N	Alabama St.	3 2	
									305 H	Texas Southern	3 0	
									305 H	Texas Southern	3 0	
									322 A	Prairie View	3 0	
									322 H	Prairie View	3 0	
LAST 10 GAMES												
			229 A	Lamar	3 1	229 H	Lamar	3 0				
			198 A	Sam Houston St.	3 2	208 A	McNeese St.	3 1				
			134 H	Central Ark.	3 0	289 A	Nicholls St.	3 0				
			202 H	Houston Baptist	3 1	230 H	Abilene Christian	3 1				
			198 H	Sam Houston St.	3 0	276 H	Incarnate Word	3 0				

Non-Div. I Games:

A&M-Corpus Christi

RPI	S	Opponent	Score	
332	N	Grambling	3	0

A&M-Corpus Christi

A
&
M
-
C
o
r
p
u
s
C
h
r
i
s
t
i

A
&
M
-
C
o
r
p
u
s
C
h
r
i
s
t
i

Average RPI Win:	210	WON-LOST	WINNING	LAST 10		STRENGTH OF	OPP. STRENGTH	TEAM	ADJ	CONF.	ADJ CONF.				
Average RPI Loss:	122	RECORD	PCT. RANK	GAMES		SCHEDULE	OF SCHEDULE	RPI	RPI	RPI	RPI				
DIV. I ONLY		24- 5	.82759	21	8- 2	221	221	77	.56509	77	19	19			
DIV. I NON-CONF.		11- 2	.84615	28	0- 0	272	234	109	.54197	111	22	22			
<hr/>															
TOTALS	RPI 1-25		RPI 26-50		W-L RECORDS		RPI 51-100			RPI 101-150		RPI 150+			
24- 5	0- 0		0- 0		OVERALL		1- 1			6- 4		17- 0			
13- 1	0- 0		0- 0		HOME		1- 0			3- 1		9- 0			
7- 4	0- 0		0- 0		AWAY		0- 1			3- 3		4- 0			
4- 0	0- 0		0- 0		NEUTRAL		0- 0			0- 0		4- 0			
<hr/>															
11- 2	0- 0		0- 0		NON-CONFERENCE		0- 0			2- 2		9- 0			
5- 1	0- 0		0- 0		HOME		0- 0			0- 1		5- 0			
2- 1	0- 0		0- 0		AWAY		0- 0			2- 1		0- 0			
4- 0	0- 0		0- 0		NEUTRAL		0- 0			0- 0		4- 0			
<hr/>															
13- 3	0- 0		0- 0		CONFERENCE		1- 1			4- 2		8- 0			
8- 0	0- 0		0- 0		HOME		1- 0			3- 0		4- 0			
5- 3	0- 0		0- 0		AWAY		0- 1			1- 2		4- 0			
0- 0	0- 0		0- 0		NEUTRAL		0- 0			0- 0		0- 0			
<hr/>															
RPI	S	Opponent	Score	RPI	S	Opponent	Score	RPI	S	Opponent	Score	RPI	S	Opponent	Score

Non-Div. I Games:

Chattanooga

Average RPI Win: 179		WON-LOST RECORD		WINNING PCT. RANK		LAST 10 GAMES		STRENGTH OF SCHEDULE		OPP. STRENGTH OF SCHEDULE		TEAM RPI		ADJ RPI		CONF. RPI		ADJ CONF. RPI	
DIV. I ONLY		21- 8		.72414 54		6- 4		171		85		81		.56451 78		5		5	
DIV. I NON-CONF.		14- 1		.93333 7		0- 0		265		228		77		.56806 77		4		4	
TOTALS		RPI 1-25		RPI 26-50		W-L RECORDS		RPI 51-100		RPI 101-150		RPI 150+							
21- 8		0- 5		2- 0		OVERALL		1- 0		5- 1		13- 2							
13- 4		0- 2		1- 0		HOME		1- 0		3- 1		8- 1							
4- 4		0- 3		1- 0		AWAY		0- 0		1- 0		2- 1							
4- 0		0- 0		0- 0		NEUTRAL		0- 0		1- 0		3- 0							
14- 1		0- 0		0- 0		NON-CONFERENCE		1- 0		3- 0		10- 1							
8- 1		0- 0		0- 0		HOME		1- 0		1- 0		6- 1							
2- 0		0- 0		0- 0		AWAY		0- 0		1- 0		1- 0							
4- 0		0- 0		0- 0		NEUTRAL		0- 0		1- 0		3- 0							
7- 7		0- 5		2- 0		CONFERENCE		0- 0		2- 1		3- 1							
5- 3		0- 2		1- 0		HOME		0- 0		2- 1		2- 0							
2- 4		0- 3		1- 0		AWAY		0- 0		0- 0		1- 1							
0- 0		0- 0		0- 0		NEUTRAL		0- 0		0- 0		0- 0							
RPI S	Opponent	Score		RPI S	Opponent	Score		RPI S	Opponent	Score		RPI S	Opponent	Score					
4 A	Florida	0	3	46 A	Arkansas	3	2	58 H	Lipscomb	3	1	105 H	Tennessee	3	1				
14 A	Texas A&M	0	3	46 H	Arkansas	3	1					119 H	LSU	3	1				
14 H	Texas A&M	2	3									123 H	Southern Miss.	3	0				
15 H	Kentucky	0	3									129 H	Mississippi St.	0	3				
16 A	Missouri	1	3									141 N	Jacksonville	3	0				
												145 A	North Carolina St.	3	2				
												162 A	South Carolina	0	3				
												162 H	South Carolina	3	1				
												173 H	Oral Roberts	3	0				
												175 N	Delaware	3	0				
												192 H	Belmont	3	0				
												207 A	Georgia	3	1				
												207 H	Georgia	3	0				
												208 H	McNeese St.	3	1				
												223 H	Buffalo	3	2				
												244 H	Tennessee St.	3	1				
												268 H	UT Martin	2	3				
												275 H	Northwestern St.	3	0				
												291 A	UAB	3	1				
												294 N	Jacksonville St.	3	1				
												334 N	Mississippi Val.	3	0				
				LAST 10 GAMES															
				119 H	LSU	3	1	15 H	Kentucky	0	3								
				14 H	Texas A&M	2	3	105 H	Tennessee	3	1								
				46 H	Arkansas	3	1	46 A	Arkansas	3	2								
				162 A	South Carolina	0	3	16 A	Missouri	1	3								
				207 A	Georgia	3	1	207 H	Georgia	3	0								

Non-Div. I Games:

Ole Miss

Average RPI Win: 155		WON-LOST RECORD	WINNING PCT. RANK	LAST 10 GAMES	STRENGTH OF SCHEDULE	OPP. STRENGTH OF SCHEDULE	TEAM RPI	ADJ RPI	CONF. RPI	ADJ CONF. RPI	
Average RPI Loss: 54											
DIV. I ONLY		15- 11	.57692 127	4- 6	75	43	82	.56434 79	5	5	
DIV. I NON-CONF.		8- 4	.66667 99	0- 0	104	119	80	.56509 83	4	4	
TOTALS		RPI 1-25	RPI 26-50	W-L RECORDS	RPI 51-100	RPI 101-150	RPI 150+				
15- 11	1- 5		0- 1	OVERALL	0- 2	7- 3	7- 0				
9- 3	1- 2		0- 0	HOME	0- 1	4- 0	4- 0				
4- 6	0- 2		0- 1	AWAY	0- 1	2- 2	2- 0				
2- 2	0- 1		0- 0	NEUTRAL	0- 0	1- 1	1- 0				
8- 4	0- 1		0- 0	NON-CONFERENCE	0- 1	4- 2	4- 0				
4- 1	0- 0		0- 0	HOME	0- 1	2- 0	2- 0				
2- 1	0- 0		0- 0	AWAY	0- 0	1- 1	1- 0				
2- 2	0- 1		0- 0	NEUTRAL	0- 0	1- 1	1- 0				
7- 7	1- 4		0- 1	CONFERENCE	0- 1	3- 1	3- 0				
5- 2	1- 2		0- 0	HOME	0- 0	2- 0	2- 0				
2- 5	0- 2		0- 1	AWAY	0- 1	1- 1	1- 0				
0- 0	0- 0		0- 0	NEUTRAL	0- 0	0- 0	0- 0				
RPI S	Opponent	Score	RPI S	Opponent	Score	RPI S	Opponent	Score	RPI S	Opponent	Score
4 A	Florida	0 3	46 A	Arkansas	2 3	60 H	Syracuse	2 3	105 H	Tennessee	3 1
4 H	Florida	3 2				82 A	Alabama	0 3	110 A	Georgia Tech	1 3
8 N	Penn St.	0 3							119 A	LSU	2 3
14 H	Texas A&M	0 3							119 H	LSU	3 2
15 H	Kentucky	2 3							120 N	St. John's (NY)	2 3
16 A	Missouri	2 3							128 N	Little Rock	3 1
									129 A	Mississippi St.	3 2
									129 A	Memphis	3 0
									135 H	Samford	3 1
									141 H	Jacksonville	3 2
									162 A	South Carolina	3 0
									162 H	South Carolina	3 1
									164 H	Stephen F. Austin	3 2
									170 A	South Fla.	3 0
									207 H	Georgia	3 0
									280 N	Tennessee Tech	3 0
									295 H	Florida A&M	3 0
			LAST 10 GAMES								
			82 A	Alabama	0 3	46 A	Arkansas	2 3			
			129 A	Mississippi St.	3 2	119 A	LSU	2 3			
			4 H	Florida	3 2	207 H	Georgia	3 0			
			162 H	South Carolina	3 1	15 H	Kentucky	2 3			
			16 A	Missouri	2 3	4 A	Florida	0 3			

Non-Div. I Games:

Auburn

Average RPI Win:		242	WON-LOST RECORD		WINNING PCT. RANK		LAST 10 GAMES		STRENGTH OF SCHEDULE		OPP. STRENGTH OF SCHEDULE		TEAM RPI		ADJ RPI		CONF. RPI		ADJ CONF. RPI				
DIV. I ONLY			25- 6		.80645 25		9- 1		202		216		78		.5633 80		25		25				
DIV. I NON-CONF.			9- 6		.6 132		1- 1		158		126		127		.52926 126		26		26				
TOTALS		RPI 1-25		RPI 26-50		W-L RECORDS		RPI 51-100		RPI 101-150		RPI 150+											
25- 6		0- 2		0- 1		OVERALL		0- 2		4- 1		21- 0											
12- 2		0- 1		0- 0		HOME		0- 1		2- 0		10- 0											
10- 2		0- 0		0- 1		AWAY		0- 0		2- 1		8- 0											
3- 2		0- 1		0- 0		NEUTRAL		0- 1		0- 0		3- 0											
9- 6		0- 2		0- 1		NON-CONFERENCE		0- 2		0- 1		9- 0											
4- 2		0- 1		0- 0		HOME		0- 1		0- 0		4- 0											
2- 2		0- 0		0- 1		AWAY		0- 0		0- 1		2- 0											
3- 2		0- 1		0- 0		NEUTRAL		0- 1		0- 0		3- 0											
16- 0		0- 0		0- 0		CONFERENCE		0- 0		4- 0		12- 0											
8- 0		0- 0		0- 0		HOME		0- 0		2- 0		6- 0											
8- 0		0- 0		0- 0		AWAY		0- 0		2- 0		6- 0											
0- 0		0- 0		0- 0		NEUTRAL		0- 0		0- 0		0- 0											
RPI	S	Opponent		Score		RPI	S	Opponent		Score		RPI	S	Opponent		Score							
4	H	Florida		1	3	27	A	Hawaii		0	3	51	H	Virginia		2	3						
11	N	UCLA		0	3							62	N	Iowa		1	3						
														109 A George Washington		2	3						
														125 A Army West Point		3	1						
														125 H Army West Point		3	0						
														150 A Lehigh		3	0						
														150 H Lehigh		3	0						
														201 A Colgate		3	2						
														201 H Colgate		3	0						
														225 A George Mason		3	0						
														226 N Georgetown		3	1						
														234 A Bucknell		3	0						
														234 H Bucknell		3	0						
														238 H Howard		3	0						
														242 H UMBC		3	0						
														246 H William & Mary		3	0						
														261 H Bethune-Cookman		3	0						
														263 A Columbia		3	0						
														264 A Navy		3	0						
														264 H Navy		3	1						
														270 N Northeastern		3	0						
														299 N NJIT		3	0						
														300 A Lafayette		3	0						
														300 H Lafayette		3	0						
														307 A Loyola Maryland		3	0						
														307 H Loyola Maryland		3	0						
														309 A Holy Cross		3	0						
														309 H Holy Cross		3	0						
LAST 10 GAMES																							
307 H Loyola Maryland						3	0	264 H Navy						3	1	307 A Loyola Maryland						3	0
201 H Colgate						3	0	300 H Lafayette						3	0	307 H Loyola Maryland						3	0
150 H Lehigh						3	0	234 H Bucknell						3	0	309 A Holy Cross						3	0
125 A Army West Point						3	1	109 A George Washington						2	3	309 H Holy Cross						3	0
309 A Holy Cross						3	0	261 H Bethune-Cookman						3	0								

Non-Div. I Games:

American

Average RPI Win: 164		WON-LOST RECORD		WINNING PCT. RANK		LAST 10 GAMES		STRENGTH OF SCHEDULE		OPP. STRENGTH OF SCHEDULE		TEAM RPI		ADJ RPI		CONF. RPI		ADJ CONF. RPI	
DIV. I ONLY		14- 14		.5		164		30		59		83		.56329		81		4	
DIV. I NON-CONF.		9- 4		.69231		85		108		105		74		.57352		73		5	
TOTALS		RPI 1-25		RPI 26-50		W-L RECORDS		RPI 51-100		RPI 101-150		RPI 150+							
14- 14		0- 4		2- 7		OVERALL		3- 1		1- 2		8- 0							
9- 6		0- 2		2- 3		HOME		3- 0		1- 1		3- 0							
1- 8		0- 2		0- 4		AWAY		0- 1		0- 1		1- 0							
4- 0		0- 0		0- 0		NEUTRAL		0- 0		0- 0		4- 0							
9- 4		0- 2		2- 1		NON-CONFERENCE		0- 0		0- 1		7- 0							
4- 2		0- 1		2- 0		HOME		0- 0		0- 1		2- 0							
1- 2		0- 1		0- 1		AWAY		0- 0		0- 0		1- 0							
4- 0		0- 0		0- 0		NEUTRAL		0- 0		0- 0		4- 0							
5- 10		0- 2		0- 6		CONFERENCE		3- 1		1- 1		1- 0							
5- 4		0- 1		0- 3		HOME		3- 0		1- 0		1- 0							
0- 6		0- 1		0- 3		AWAY		0- 1		0- 1		0- 0							
0- 0		0- 0		0- 0		NEUTRAL		0- 0		0- 0		0- 0							
RPI	S	Opponent		Score		RPI	S	Opponent		Score		RPI	S	Opponent		Score			
5	A	Kansas		1	3	26	A	Loyola Marymount		2	3	67	A	Pepperdine		2	3		
6	H	Washington		0	3	26	H	Loyola Marymount		2	3	67	H	Pepperdine		3	0		
17	A	BYU		0	3	31	A	San Diego		1	3	68	H	Pacific		3	1		
17	H	BYU		2	3	31	H	San Diego		2	3	94	H	Portland		3	0		
						32	A	Arizona St.		1	3								
						36	A	Santa Clara		1	3								
						36	H	Santa Clara		1	3								
						45	H	Boise St.		3	1								
						49	H	Wyoming		3	0								
LAST 10 GAMES																			
17	H	BYU		2	3	36	H	Santa Clara		1	3								
31	H	San Diego		2	3	94	H	Portland		3	0								
26	A	Loyola Marymount		2	3	31	A	San Diego		1	3								
67	A	Pepperdine		2	3	17	A	BYU		0	3								
114	H	San Francisco		3	0	67	H	Pepperdine		3	0								

Non-Div. I Games:

Gonzaga

Average RPI Win:		148	WON-LOST RECORD		WINNING PCT. RANK		LAST 10 GAMES		STRENGTH OF SCHEDULE		OPP. STRENGTH OF SCHEDULE		TEAM RPI		ADJ RPI		CONF. RPI		ADJ CONF. RPI								
DIV. I ONLY			14- 14		.5 164		6- 4		34		49		85		.56326 82		5		5								
DIV. I NON-CONF.			6- 8		.42857 192		0- 0		82		91		142		.51774 142		4		4								
TOTALS		RPI 1-25		RPI 26-50		W-L RECORDS		RPI 51-100		RPI 101-150		RPI 150+															
14- 14		1- 6		1- 0		OVERALL		2- 5		4- 3		6- 0															
10- 5		1- 1		0- 0		HOME		2- 2		2- 2		5- 0															
4- 7		0- 4		1- 0		AWAY		0- 2		2- 1		1- 0															
0- 2		0- 1		0- 0		NEUTRAL		0- 1		0- 0		0- 0															
6- 8		0- 1		0- 0		NON-CONFERENCE		1- 5		1- 2		4- 0															
4- 4		0- 0		0- 0		HOME		1- 2		0- 2		3- 0															
2- 2		0- 0		0- 0		AWAY		0- 2		1- 0		1- 0															
0- 2		0- 1		0- 0		NEUTRAL		0- 1		0- 0		0- 0															
8- 6		1- 5		1- 0		CONFERENCE		1- 0		3- 1		2- 0															
6- 1		1- 1		0- 0		HOME		1- 0		2- 0		2- 0															
2- 5		0- 4		1- 0		AWAY		0- 0		1- 1		0- 0															
0- 0		0- 0		0- 0		NEUTRAL		0- 0		0- 0		0- 0															
RPI	S	Opponent		Score		RPI	S	Opponent		Score		RPI	S	Opponent		Score											
4	A	Florida		0 3		46	A	Arkansas		3 2		51	H	Virginia		3 1		102	A	Northern Ill.		3 1					
14	A	Texas A&M		0 3								52	N	UNI		1 3		105	A	Tennessee		1 3					
15	A	Kentucky		1 3								54	A	Long Beach St.		1 3		105	H	Tennessee		3 1					
15	H	Kentucky		0 3								67	A	Pepperdine		1 3		115	H	Tulsa		2 3					
16	A	Missouri		2 3								70	H	Saint Louis		2 3		119	A	LSU		3 2					
16	H	Missouri		3 2								79	H	Auburn		3 0		123	H	Southern Miss.		2 3					
19	N	Western Ky.		0 3								96	H	Col. of Charleston		2 3		129	H	Mississippi St.		3 1					
																				162	H	South Carolina		3 1			
																				177	H	Troy		3 0			
																				207	H	Georgia		3 0			
																				275	H	Northwestern St.		3 0			
																				298	H	Alabama St.		3 0			
																				302	A	Cal St. Fullerton		3 2			
						LAST 10 GAMES																					
						79 H Auburn						3 0		16 A Missouri						2 3							
						4 A Florida						0 3		207 H Georgia						3 0							
						162 H South Carolina						3 1		15 H Kentucky						0 3							
						105 H Tennessee						3 1		119 A LSU						3 2							
						46 A Arkansas						3 2		14 A Texas A&M						0 3							

Average RPI Win: 229		WON-LOST RECORD		WINNING PCT. RANK		LAST 10 GAMES		STRENGTH OF SCHEDULE		OPP. STRENGTH OF SCHEDULE		TEAM RPI		ADJ RPI		CONF. RPI		ADJ CONF. RPI	
DIV. I ONLY		22- 4		.84615 17		10- 0		258		210		79		.56253 83		26		26	
DIV. I NON-CONF.		8- 4		.66667 99		0- 0		205		68		118		.5366 118		27		27	
TOTALS		RPI 1-25		RPI 26-50		W-L RECORDS		RPI 51-100		RPI 101-150		RPI 150+							
22- 4		0- 1		0- 0		OVERALL		1- 3		1- 0		20- 0							
8- 0		0- 0		0- 0		HOME		1- 0		0- 0		7- 0							
10- 3		0- 1		0- 0		AWAY		0- 2		1- 0		9- 0							
4- 1		0- 0		0- 0		NEUTRAL		0- 1		0- 0		4- 0							
8- 4		0- 1		0- 0		NON-CONFERENCE		1- 3		1- 0		6- 0							
1- 0		0- 0		0- 0		HOME		1- 0		0- 0		0- 0							
3- 3		0- 1		0- 0		AWAY		0- 2		1- 0		2- 0							
4- 1		0- 0		0- 0		NEUTRAL		0- 1		0- 0		4- 0							
14- 0		0- 0		0- 0		CONFERENCE		0- 0		0- 0		14- 0							
7- 0		0- 0		0- 0		HOME		0- 0		0- 0		7- 0							
7- 0		0- 0		0- 0		AWAY		0- 0		0- 0		7- 0							
0- 0		0- 0		0- 0		NEUTRAL		0- 0		0- 0		0- 0							
RPI S	Opponent	Score		RPI S	Opponent	Score		RPI S	Opponent	Score		RPI S	Opponent	Score					
24 A	Florida St.	0	3					62 A	Iowa	0	3	110 A	Georgia Tech	3	2				
								62 A	Iowa	0	3	162 A	South Carolina	3	1				
								66 H	UNCW	3	1	163 A	Liberty	3	0				
								70 N	Xavier	2	3	172 A	High Point	3	0				
												172 H	High Point	3	1				
												200 N	Siena	3	0				
												204 N	Drake	3	0				
												214 A	Campbell	3	1				
												214 H	Campbell	3	0				
												221 A	Radford	3	0				
												236 H	UNC Asheville	3	0				
												245 A	Winthrop	3	0				
												245 H	Winthrop	3	0				
												268 N	UT Martin	3	0				
												295 A	Florida A&M	3	0				
												303 N	Citadel	3	1				
												306 A	Charleston So.	3	0				
												306 H	Charleston So.	3	0				
												308 A	Presbyterian	3	0				
												308 H	Presbyterian	3	0				
												310 H	Gardner-Webb	3	0				
				LAST 10 GAMES															
				172 A	High Point	3	0	236 H	UNC Asheville	3	0								
				214 A	Campbell	3	1	310 H	Gardner-Webb	3	0								
				306 A	Charleston So.	3	0	163 A	Liberty	3	0								
				308 H	Presbyterian	3	0	221 A	Radford	3	0								
				245 H	Winthrop	3	0	306 H	Charleston So.	3	0								

Non-Div. I Games:

Coastal Caro.

Average RPI Win: 213		WON-LOST	WINNING	LAST 10	STRENGTH OF		OPP. STRENGTH	TEAM	ADJ		CONF.	ADJ CONF.
Average RPI Loss: 45		RECORD	PCT. RANK	GAMES	SCHEDULE		OF SCHEDULE	RPI	RPI		RPI	RPI
DIV. I ONLY		20- 7	.74074	47	7- 3		172	119	80		.56226	84
DIV. I NON-CONF.		7- 4	.63636	118	0- 0		188	85	119		.53532	119
TOTALS		RPI 1-25	RPI 26-50		W-L RECORDS		RPI 51-100		RPI 101-150		RPI 150+	
20- 7		0- 4	0- 0		OVERALL		0- 2		3- 1		17- 0	
11- 2		0- 2	0- 0		HOME		0- 0		3- 0		8- 0	
7- 3		0- 1	0- 0		AWAY		0- 1		0- 1		7- 0	
2- 2		0- 1	0- 0		NEUTRAL		0- 1		0- 0		2- 0	
7- 4		0- 2	0- 0		NON-CONFERENCE		0- 2		0- 0		7- 0	
4- 1		0- 1	0- 0		HOME		0- 0		0- 0		4- 0	
1- 1		0- 0	0- 0		AWAY		0- 1		0- 0		1- 0	
2- 2		0- 1	0- 0		NEUTRAL		0- 1		0- 0		2- 0	
13- 3		0- 2	0- 0		CONFERENCE		0- 0		3- 1		10- 0	
7- 1		0- 1	0- 0		HOME		0- 0		3- 0		4- 0	
6- 2		0- 1	0- 0		AWAY		0- 0		0- 1		6- 0	
0- 0		0- 0	0- 0		NEUTRAL		0- 0		0- 0		0- 0	
RPI S	Opponent	Score	RPI S	Opponent	Score	RPI S	Opponent	Score	RPI S	Opponent	Score	
16 H	Missouri	2 3				51 A	Virginia	2 3	103 H	Texas St.	3 0	
18 A	Arkansas St.	0 3				66 N	UNCW	1 3	116 H	Texas-Arlington	3 0	
18 H	Arkansas St.	1 3							128 A	Little Rock	1 3	
21 N	Iowa St.	2 3							128 H	Little Rock	3 1	
									160 A	South Ala.	3 1	
									160 H	South Ala.	3 1	
									163 H	Liberty	3 2	
									174 N	VCU	3 0	
									177 A	Troy	3 2	
									206 A	Clemson	3 0	
									209 H	Charlotte	3 0	
									220 H	Western Caro.	3 0	
									232 A	Ga. Southern	3 0	
									232 H	Ga. Southern	3 0	
									251 A	La.-Monroe	3 0	
									266 A	Georgia St.	3 1	
									266 H	Georgia St.	3 1	
									290 A	La.-Lafayette	3 0	
									290 H	La.-Lafayette	3 0	
									306 N	Charleston So.	3 0	
									310 H	Gardner-Webb	3 0	
			LAST 10 GAMES									
			128 A	Little Rock	1 3	290 H	La.-Lafayette	3 0				
			18 A	Arkansas St.	0 3	266 A	Georgia St.	3 1				
			18 H	Arkansas St.	1 3	232 A	Ga. Southern	3 0				
			232 H	Ga. Southern	3 0	266 H	Georgia St.	3 1				
			160 H	South Ala.	3 1	116 H	Texas-Arlington	3 0				

Non-Div. I Games:

Appalachian St.

Average RPI Win: 193		WON-LOST	WINNING	LAST 10	STRENGTH OF		OPP. STRENGTH	TEAM	ADJ		CONF.	ADJ CONF.
Average RPI Loss: 93		RECORD	PCT. RANK	GAMES	SCHEDULE		OF SCHEDULE	RPI	RPI		RPI	RPI
DIV. I ONLY		18- 10	.64286	96	6- 4		91	151	84		.5598	85
DIV. I NON-CONF.		8- 4	.66667	99	0- 0		101	191	87		.55978	87
TOTALS		RPI 1-25	RPI 26-50		W-L RECORDS		RPI 51-100		RPI 101-150		RPI 150+	
18- 10		0- 2	0- 0		OVERALL		3- 4		2- 1		13- 3	
9- 3		0- 1	0- 0		HOME		1- 1		1- 0		7- 1	
7- 4		0- 1	0- 0		AWAY		2- 1		1- 1		4- 1	
2- 3		0- 0	0- 0		NEUTRAL		0- 2		0- 0		2- 1	
8- 4		0- 0	0- 0		NON-CONFERENCE		2- 2		0- 1		6- 1	
4- 0		0- 0	0- 0		HOME		0- 0		0- 0		4- 0	
2- 1		0- 0	0- 0		AWAY		2- 0		0- 1		0- 0	
2- 3		0- 0	0- 0		NEUTRAL		0- 2		0- 0		2- 1	
10- 6		0- 2	0- 0		CONFERENCE		1- 2		2- 0		7- 2	
5- 3		0- 1	0- 0		HOME		1- 1		1- 0		3- 1	
5- 3		0- 1	0- 0		AWAY		0- 1		1- 0		4- 1	
0- 0		0- 0	0- 0		NEUTRAL		0- 0		0- 0		0- 0	
RPI S	Opponent	Score	RPI S	Opponent	Score	RPI S	Opponent	Score	RPI S	Opponent	Score	
19 A	Western Ky.	0 3				57 N	Ohio	1 3	123 A	Southern Miss.	3 1	
19 H	Western Ky.	0 3				58 A	Lipscomb	3 0	123 H	Southern Miss.	3 1	
						65 A	Rice	0 3	133 A	North Florida	2 3	
						67 N	Pepperdine	1 3	151 A	FIU	1 3	
						73 H	UTSA	1 3	151 H	FIU	2 3	
						88 A	FGCU	3 1	157 H	Marshall	3 0	
						89 H	North Texas	3 2	191 N	Ball St.	0 3	
									195 H	UTEP	3 0	
									209 A	Charlotte	3 0	
									209 H	Charlotte	3 0	
									214 N	Campbell	3 0	
									216 H	Stetson	3 0	
									232 H	Ga. Southern	3 0	
									233 A	Middle Tenn.	3 0	
									252 A	Louisiana Tech	3 0	
									261 H	Bethune-Cookman	3 0	
									261 N	Bethune-Cookman	3 0	
									269 H	Binghamton	3 0	
									291 A	UAB	3 0	
			LAST 10 GAMES									
			252 A	Louisiana Tech	3 0	19 A	Western Ky.	0 3				
			209 A	Charlotte	3 0	151 H	FIU	2 3				
			19 H	Western Ky.	0 3	123 H	Southern Miss.	3 1				
			89 H	North Texas	3 2	233 A	Middle Tenn.	3 0				
			73 H	UTSA	1 3	291 A	UAB	3 0				

Non-Div. I Games:

Fla. Atlantic

Average RPI Win:		178	WON-LOST RECORD		WINNING PCT. RANK		LAST 10 GAMES		STRENGTH OF SCHEDULE		OPP. STRENGTH OF SCHEDULE		TEAM RPI		ADJ RPI		CONF. RPI		ADJ CONF. RPI	
DIV. I ONLY			17- 10		.62963 100		6- 4		96		121		86		.55719 86		9		9	
DIV. I NON-CONF.			8- 3		.72727 72		0- 0		149		142		85		.56225 85		11		11	
TOTALS		RPI 1-25		RPI 26-50		W-L RECORDS		RPI 51-100		RPI 101-150		RPI 150+								
17- 10		0- 3		0- 0		OVERALL		3- 2		4- 4		10- 1								
8- 5		0- 2		0- 0		HOME		2- 0		2- 2		4- 1								
6- 4		0- 1		0- 0		AWAY		1- 1		2- 2		3- 0								
3- 1		0- 0		0- 0		NEUTRAL		0- 1		0- 0		3- 0								
8- 3		0- 1		0- 0		NON-CONFERENCE		2- 1		0- 0		6- 1								
3- 2		0- 1		0- 0		HOME		1- 0		0- 0		2- 1								
2- 0		0- 0		0- 0		AWAY		1- 0		0- 0		1- 0								
3- 1		0- 0		0- 0		NEUTRAL		0- 1		0- 0		3- 0								
9- 7		0- 2		0- 0		CONFERENCE		1- 1		4- 4		4- 0								
5- 3		0- 1		0- 0		HOME		1- 0		2- 2		2- 0								
4- 4		0- 1		0- 0		AWAY		0- 1		2- 2		2- 0								
0- 0		0- 0		0- 0		NEUTRAL		0- 0		0- 0		0- 0								
RPI	S	Opponent		Score		RPI	S	Opponent		Score		RPI	S	Opponent		Score				
13	H	Louisville		1	3				52	N	UNI	1	3	115	A	Tulsa	3 2			
25	A	SMU		0	3				70	H	Xavier	3	1	115	H	Tulsa	3 2			
25	H	SMU		0	3				75	A	Cleveland St.	3	1	118	H	UCF	3 1			
									90	A	Temple	1	3	124	A	UConn	2 3			
									90	H	Temple	3	1	124	H	UConn	2 3			
														129	A	Memphis	1 3			
														129	H	Memphis	2 3			
														136	A	Houston	3 0			
														152	A	Butler	3 1			
														170	H	South Fla.	3 1			
														187	H	Eastern Mich.	0 3			
														196	H	Northern Ky.	3 0			
														231	N	Ill.-Chicago	3 1			
														240	A	Tulane	3 0			
														253	N	Central Mich.	3 0			
														257	A	East Carolina	3 0			
														257	H	East Carolina	3 1			
														269	N	Binghamton	3 0			
														287	H	SIUE	3 0			
LAST 10 GAMES																				
						257	A	East Carolina	3	0	90	H	Temple	3	1					
						129	A	Memphis	1	3	115	A	Tulsa	3	2					
						25	H	SMU	0	3	25	A	SMU	0	3					
						115	H	Tulsa	3	2	136	A	Houston	3	0					
						124	H	UConn	2	3	240	A	Tulane	3	0					

Non-Div. I Games:

Cincinnati

D
e
n
v
e
r

Denver						Through Games Of Though Nov. 15, 2015									
Average RPI Win: 200		WON-LOST RECORD	WINNING PCT. RANK		LAST 10 GAMES	STRENGTH OF SCHEDULE		OPP. STRENGTH OF SCHEDULE		TEAM RPI	ADJ RPI		CONF. RPI	ADJ CONF. RPI	
Average RPI Loss: 109															
DIV. I ONLY		25- 6	.80645	25	8- 2	263		147		90	.55705	87	21	21	
DIV. I NON-CONF.		12- 3	.8	44	0- 0	202		80		76	.57092	76	20	20	
TOTALS		RPI 1-25		RPI 26-50		W-L RECORDS		RPI 51-100		RPI 101-150		RPI 150+			
25- 6		0- 0		1- 0		OVERALL		0- 2		6- 3		18- 1			
16- 0		0- 0		1- 0		HOME		0- 0		4- 0		11- 0			
6- 5		0- 0		0- 0		AWAY		0- 1		0- 3		6- 1			
3- 1		0- 0		0- 0		NEUTRAL		0- 1		2- 0		1- 0			
12- 3		0- 0		1- 0		NON-CONFERENCE		0- 2		4- 1		7- 0			
8- 0		0- 0		1- 0		HOME		0- 0		2- 0		5- 0			
1- 2		0- 0		0- 0		AWAY		0- 1		0- 1		1- 0			
3- 1		0- 0		0- 0		NEUTRAL		0- 1		2- 0		1- 0			
13- 3		0- 0		0- 0		CONFERENCE		0- 0		2- 2		11- 1			
8- 0		0- 0		0- 0		HOME		0- 0		2- 0		6- 0			
5- 3		0- 0		0- 0		AWAY		0- 0		0- 2		5- 1			
0- 0		0- 0		0- 0		NEUTRAL		0- 0		0- 0		0- 0			
RPI	S	Opponent	Score	RPI	S	Opponent	Score	RPI	S	Opponent	Score	RPI	S	Opponent	Score
				44	H	Villanova	3 1	61	N	Oklahoma	1 3	112	A	IUPUI	2 3
								69	A	New Mexico St.	2 3	112	H	IUPUI	3 0
												114	A	San Francisco	1 3
												116	H	Texas-Arlington	3 2
												117	A	North Dakota St.	2 3
												117	H	North Dakota St.	3 0
												139	N	CSU Bakersfield	3 0
												144	H	Northern Colo.	3 0
												148	N	San Diego St.	3 1
												165	H	Western Mich.	3 0
												173	A	Oral Roberts	3 2
												173	H	Oral Roberts	3 1
												178	A	Omaha	0 3
												178	H	Omaha	3 0
												194	A	South Dakota	3 0
												194	H	South Dakota	3 1
												195	A	UTEP	3 2
												203	H	Air Force	3 1
												230	H	Abilene Christian	3 0
												231	H	Ill.-Chicago	3 0
												254	N	Brown	3 0
												258	H	Montana	3 1
												274	A	South Dakota St.	3 0
												274	H	South Dakota St.	3 0
												277	A	IPFW	3 0
												277	H	IPFW	3 0
												312	A	Western Ill.	3 0

D
e
n
v
e
r

Non-Div. I Games:

RPI	S	Opponent	Score	
312	H	Western Ill.	3	0

Denver

D
e
n
v
e
r

D
e
n
v
e
r

Average RPI Win:		221	WON-LOST RECORD		WINNING PCT. RANK		LAST 10 GAMES		STRENGTH OF SCHEDULE		OPP. STRENGTH OF SCHEDULE		TEAM RPI		ADJ RPI		CONF. RPI		ADJ CONF. RPI	
DIV. I ONLY			21- 10	.67742	83	7- 3			111	188	87	.55683	88	13	14					
DIV. I NON-CONF.			11- 6	.64706	110	1- 0			122	197	101	.54689	102	17	17					
TOTALS		RPI 1-25		RPI 26-50			W-L RECORDS		RPI 51-100			RPI 101-150			RPI 150+					
21- 10		0- 2		0- 0			OVERALL		0- 5			5- 3			16- 0					
9- 5		0- 0		0- 0			HOME		0- 4			2- 1			7- 0					
10- 3		0- 0		0- 0			AWAY		0- 1			2- 2			8- 0					
2- 2		0- 2		0- 0			NEUTRAL		0- 0			1- 0			1- 0					
11- 6		0- 2		0- 0			NON-CONFERENCE		0- 3			1- 1			10- 0					
4- 3		0- 0		0- 0			HOME		0- 3			0- 0			4- 0					
5- 1		0- 0		0- 0			AWAY		0- 0			0- 1			5- 0					
2- 2		0- 2		0- 0			NEUTRAL		0- 0			1- 0			1- 0					
10- 4		0- 0		0- 0			CONFERENCE		0- 2			4- 2			6- 0					
5- 2		0- 0		0- 0			HOME		0- 1			2- 1			3- 0					
5- 2		0- 0		0- 0			AWAY		0- 1			2- 1			3- 0					
0- 0		0- 0		0- 0			NEUTRAL		0- 0			0- 0			0- 0					
RPI	S	Opponent		Score		RPI	S	Opponent		Score		RPI	S	Opponent		Score				
16	N	Missouri		0	3					57	H	Ohio	1	3	106	A	Hofstra	2	3	
18	N	Arkansas St.		1	3					57	H	Ohio	1	3	113	A	Kennesaw St.	1	3	
										58	A	Lipscomb	0	3	113	H	Kennesaw St.	3	2	
										58	H	Lipscomb	2	3	133	A	North Florida	3	1	
										85	H	Fla. Atlantic	1	3	133	H	North Florida	3	1	
															141	A	Jacksonville	3	2	
															141	H	Jacksonville	2	3	
															142	N	Princeton	3	1	
															151	A	FIU	3	1	
															170	A	South Fla.	3	0	
															213	A	USC Upstate	3	0	
															213	H	USC Upstate	3	0	
															216	A	Stetson	3	1	
															216	H	Stetson	3	1	
															232	A	Ga. Southern	3	2	
															248	H	New Orleans	3	0	
															261	A	Bethune-Cookman	3	1	
															261	H	Bethune-Cookman	3	0	
															283	H	Fordham	3	0	
															295	A	Florida A&M	3	0	
															299	A	NJIT	3	0	
															299	H	NJIT	3	0	
															308	H	Presbyterian	3	0	
															317	N	Hartford	3	0	
				LAST 10 GAMES																

Non-Div. I Games:

FGCU

Average RPI Win:		174	WON-LOST RECORD		WINNING PCT. RANK	LAST 10 GAMES	STRENGTH OF SCHEDULE		OPP. STRENGTH OF SCHEDULE	TEAM RPI	ADJ RPI	CONF. RPI	ADJ CONF. RPI
Average RPI Loss:		88											
DIV. I ONLY		19- 12			.6129 106	6- 4	93		98	88	.55624 89	11	11
DIV. I NON-CONF.		8- 7			.53333 155	0- 0	84		73	107	.54511 108	12	12
TOTALS		RPI 1-25	RPI 26-50		W-L RECORDS		RPI 51-100		RPI 101-150		RPI 150+		
19- 12		0- 2	0- 2		OVERALL		3- 3		3- 4		13- 1		
9- 4		0- 1	0- 2		HOME		2- 0		1- 1		6- 0		
6- 6		0- 1	0- 0		AWAY		1- 3		1- 1		4- 1		
4- 2		0- 0	0- 0		NEUTRAL		0- 0		1- 2		3- 0		
8- 7		0- 1	0- 2		NON-CONFERENCE		1- 0		2- 4		5- 0		
2- 3		0- 0	0- 2		HOME		0- 0		0- 1		2- 0		
2- 2		0- 1	0- 0		AWAY		1- 0		1- 1		0- 0		
4- 2		0- 0	0- 0		NEUTRAL		0- 0		1- 2		3- 0		
11- 5		0- 1	0- 0		CONFERENCE		2- 3		1- 0		8- 1		
7- 1		0- 1	0- 0		HOME		2- 0		1- 0		4- 0		
4- 4		0- 0	0- 0		AWAY		0- 3		0- 0		4- 1		
0- 0		0- 0	0- 0		NEUTRAL		0- 0		0- 0		0- 0		
RPI S	Opponent	Score	RPI S	Opponent	Score	RPI S	Opponent	Score	RPI S	Opponent	Score		
16 A	Missouri	0 3	45 H	Boise St.	2 3	61 A	Oklahoma	3 2	115 A	Tulsa	3 0		
19 H	Western Ky.	2 3	47 H	Baylor	1 3	65 A	Rice	2 3	116 A	Texas-Arlington	0 3		
						65 H	Rice	3 2	117 N	North Dakota St.	2 3		
						73 A	UTSA	0 3	123 H	Southern Miss.	3 0		
						73 H	UTSA	3 0	128 N	Little Rock	0 3		
						85 A	Fla. Atlantic	2 3	134 N	Central Ark.	3 2		
									136 H	Houston	0 3		
									151 A	FIU	3 1		
									157 A	Marshall	3 1		
									164 H	Stephen F. Austin	3 0		
									173 N	Oral Roberts	3 1		
									195 A	UTEP	3 0		
									195 H	UTEP	3 1		
									202 N	Houston Baptist	3 0		
									209 A	Charlotte	0 3		
									230 H	Abilene Christian	3 2		
									233 H	Middle Tenn.	3 1		
									245 N	Winthrop	3 2		
									252 A	Louisiana Tech	3 1		
									252 H	Louisiana Tech	3 0		
									291 H	UAB	3 0		
			LAST 10 GAMES										
			73 H	UTSA	3 0	195 H	UTEP	3 1					
			233 H	Middle Tenn.	3 1	209 A	Charlotte	0 3					
			151 A	FIU	3 1	65 A	Rice	2 3					
			85 A	Fla. Atlantic	2 3	19 H	Western Ky.	2 3					
			123 H	Southern Miss.	3 0	252 H	Louisiana Tech	3 0					

Non-Div. I Games:

North Texas

Average RPI Win: 178		WON-LOST	WINNING	LAST 10	STRENGTH OF		OPP. STRENGTH	TEAM	ADJ	CONF.	ADJ CONF.
Average RPI Loss: 107		RECORD	PCT. RANK	GAMES	SCHEDULE		OF SCHEDULE	RPI	RPI	RPI	RPI
DIV. I ONLY		20- 8	.71429	56	6- 4		176	100	89	.55617	90
DIV. I NON-CONF.		9- 3	.75	60	0- 0		242	131	114	.54057	116
TOTALS		RPI 1-25	RPI 26-50		W-L RECORDS		RPI 51-100		RPI 101-150		RPI 150+
20- 8		0- 1	0- 1		OVERALL		1- 2		8- 3		11- 1
12- 3		0- 0	0- 1		HOME		1- 1		3- 1		8- 0
5- 5		0- 1	0- 0		AWAY		0- 1		4- 2		1- 1
3- 0		0- 0	0- 0		NEUTRAL		0- 0		1- 0		2- 0
9- 3		0- 0	0- 1		NON-CONFERENCE		0- 1		2- 1		7- 0
6- 2		0- 0	0- 1		HOME		0- 1		1- 0		5- 0
0- 1		0- 0	0- 0		AWAY		0- 0		0- 1		0- 0
3- 0		0- 0	0- 0		NEUTRAL		0- 0		1- 0		2- 0
11- 5		0- 1	0- 0		CONFERENCE		1- 1		6- 2		4- 1
6- 1		0- 0	0- 0		HOME		1- 0		2- 1		3- 0
5- 4		0- 1	0- 0		AWAY		0- 1		4- 1		1- 1
0- 0		0- 0	0- 0		NEUTRAL		0- 0		0- 0		0- 0
RPI S	Opponent	Score	RPI S	Opponent	Score	RPI S	Opponent	Score	RPI S	Opponent	Score
25 A	SMU	0 3	44 H	Villanova	1 3	53 H	Oregon	0 3	106 N	Hofstra	3 1
						86 A	Cincinnati	1 3	115 A	Tulsa	3 1
						86 H	Cincinnati	3 1	118 A	UCF	3 0
									118 H	UCF	3 0
									120 H	St. John's (NY)	3 0
									124 A	UConn	2 3
									129 A	Memphis	3 1
									129 H	Memphis	3 0
									136 A	Houston	3 0
									136 H	Houston	2 3
									146 A	Seton Hall	0 3
									170 A	South Fla.	3 0
									170 H	South Fla.	3 0
									179 H	Duquesne	3 2
									199 H	Penn	3 0
									205 N	Notre Dame	3 1
									240 A	Tulane	1 3
									240 H	Tulane	3 1
									257 H	East Carolina	3 1
									258 H	Montana	3 0
									264 H	Navy	3 0
									269 H	Binghamton	3 0
									297 N	La Salle	3 0
			LAST 10 GAMES								
			170 H	South Fla.	3 0	86 A	Cincinnati	1 3			
			118 H	UCF	3 0	240 H	Tulane	3 1			
			136 A	Houston	3 0	136 H	Houston	2 3			
			240 A	Tulane	1 3	257 H	East Carolina	3 1			
			129 A	Memphis	3 1	124 A	UConn	2 3			

Non-Div. I Games:

Temple

Average RPI Win:		163	WON-LOST RECORD		WINNING PCT. RANK		LAST 10 GAMES		STRENGTH OF SCHEDULE		OPP. STRENGTH OF SCHEDULE		TEAM RPI		ADJ RPI		CONF. RPI		ADJ CONF. RPI	
DIV. I ONLY			15- 13		.53571 146		3- 7		86		24		94		.55483 91		1		1	
DIV. I NON-CONF.			10- 2		.83333 30		0- 0		173		140		58		.58458 58		1		1	
TOTALS		RPI 1-25		RPI 26-50		W-L RECORDS		RPI 51-100		RPI 101-150		RPI 150+								
15- 13		0- 6		2- 3		OVERALL		1- 4		4- 0		8- 0								
7- 4		0- 2		2- 1		HOME		1- 1		2- 0		2- 0								
4- 7		0- 4		0- 2		AWAY		0- 1		2- 0		2- 0								
4- 2		0- 0		0- 0		NEUTRAL		0- 2		0- 0		4- 0								
10- 2		0- 0		1- 0		NON-CONFERENCE		0- 2		3- 0		6- 0								
3- 0		0- 0		1- 0		HOME		0- 0		1- 0		1- 0								
3- 0		0- 0		0- 0		AWAY		0- 0		2- 0		1- 0								
4- 2		0- 0		0- 0		NEUTRAL		0- 2		0- 0		4- 0								
5- 11		0- 6		1- 3		CONFERENCE		1- 2		1- 0		2- 0								
4- 4		0- 2		1- 1		HOME		1- 1		1- 0		1- 0								
1- 7		0- 4		0- 2		AWAY		0- 1		0- 0		1- 0								
0- 0		0- 0		0- 0		NEUTRAL		0- 0		0- 0		0- 0								
RPI	S	Opponent		Score		RPI	S	Opponent		Score		RPI	S	Opponent		Score				
1	A	Minnesota		0 3		33	A	Purdue		0 3		55	A	Michigan St.		0 3				
7	A	Wisconsin		0 3		33	H	Purdue		0 3		55	H	Michigan St.		3 1				
8	A	Penn St.		0 3		37	A	Michigan		1 3		62	H	Iowa		0 3				
9	H	Nebraska		0 3		39	H	Northwestern		3 0		73	N	UTSA		1 3				
10	A	Ohio St.		1 3		41	H	Northern Ariz.		3 2		75	N	Cleveland St.		2 3				
22	H	Illinois		0 3																
						LAST 10 GAMES														
						55 H Michigan St.						1 A Minnesota								
						193 A Rutgers						39 H Northwestern								
						9 H Nebraska						22 H Illinois								
						62 H Iowa						10 A Ohio St.								
						7 A Wisconsin						8 A Penn St.								

Average RPI Win:	178	WON-LOST RECORD	WINNING PCT. RANK	LAST 10 GAMES		STRENGTH OF SCHEDULE	OPP. STRENGTH OF SCHEDULE	TEAM RPI	ADJ RPI	CONF. RPI	ADJ CONF. RPI					
DIV. I ONLY		18- 12	.6 113	8- 2		77	142	91	.55459	92	16	16				
DIV. I NON-CONF.		6- 8	.42857 192	0- 0		60	70	128	.52922	128	19	19				
<hr/>																
TOTALS	RPI 1-25	RPI 26-50		W-L RECORDS		RPI 51-100		RPI 101-150		RPI 150+						
18- 12	0- 1	0- 2		OVERALL		1- 3		3- 3		14- 3						
7- 5	0- 1	0- 0		HOME		0- 1		0- 1		7- 2						
8- 4	0- 0	0- 2		AWAY		1- 2		1- 0		6- 0						
3- 3	0- 0	0- 0		NEUTRAL		0- 0		2- 2		1- 1						
6- 8	0- 1	0- 2		NON-CONFERENCE		0- 2		2- 2		4- 1						
3- 1	0- 1	0- 0		HOME		0- 0		0- 0		3- 0						
0- 4	0- 0	0- 2		AWAY		0- 2		0- 0		0- 0						
3- 3	0- 0	0- 0		NEUTRAL		0- 0		2- 2		1- 1						
12- 4	0- 0	0- 0		CONFERENCE		1- 1		1- 1		10- 2						
4- 4	0- 0	0- 0		HOME		0- 1		0- 1		4- 2						
8- 0	0- 0	0- 0		AWAY		1- 0		1- 0		6- 0						
0- 0	0- 0	0- 0		NEUTRAL		0- 0		0- 0		0- 0						
<hr/>																
RPI	S	Opponent	Score		RPI	S	Opponent	Score		RPI	S	Opponent	Score			
10	H	Ohio St.	1	3	26	A	Loyola Marymount	0	3	54	A	Long Beach St.	1	3		
					37	A	Michigan	0	3	75	A	Cleveland St.	3	1		
										75	H	Cleveland St.	2	3		
										98	A	Kent St.	1	3		
												109	N	George Washington	3	2
												127	A	Valparaiso	3	1
												127	H	Valparaiso	0	3
												134	N	Central Ark.	3	0
												138	N	Albany (NY)	0	3
												140	N	Indiana St.	1	3
												155	A	Green Bay	3	1
												155	H	Green Bay	3	0
												159	H	Dartmouth	3	1
												165	H	Western Mich.	3	1
												169	A	Milwaukee	3	0
												169	H	Milwaukee	2	3
												181	N	West Virginia	2	3
												189	H	Eastern Ill.	3	2
												196	A	Northern Ky.	3	0
												196	H	Northern Ky.	3	2
												224	A	Youngstown St.	3	0
												224	H	Youngstown St.	3	0
												227	A	Wright St.	3	0
												227	H	Wright St.	1	3
												231	A	Ill.-Chicago	3	0
												231	H	Ill.-Chicago	3	0
												237	N	Stony Brook	3	2
<hr/>																
LAST 10 GAMES																
196 H Northern Ky.					3	2	231 H Ill.-Chicago					3	0			
227 H Wright St.					1	3	155 A Green Bay					3	1			
75 A Cleveland St.					3	1	169 A Milwaukee					3	0			
224 A Youngstown St.					3	0	227 A Wright St.					3	0			
127 H Valparaiso					0	3	196 A Northern Ky.					3	0			

Non-Div. I Games:

Oakland

Average RPI Win:		164	WON-LOST RECORD		WINNING PCT. RANK		LAST 10 GAMES		STRENGTH OF SCHEDULE		OPP. STRENGTH OF SCHEDULE		TEAM RPI		ADJ RPI		CONF. RPI		ADJ CONF. RPI	
DIV. I ONLY			14- 12		.53846 143		7- 3		81		42		98		.55456 93		6		6	
DIV. I NON-CONF.			5- 5		.5 162		0- 0		127		32		133		.5276 133		6		6	
TOTALS		RPI 1-25		RPI 26-50		W-L RECORDS		RPI 51-100		RPI 101-150		RPI 150+								
14- 12		0- 5		1- 2		OVERALL		2- 4		2- 1		9- 0								
5- 7		0- 2		1- 2		HOME		1- 3		1- 0		2- 0								
7- 5		0- 3		0- 0		AWAY		1- 1		1- 1		5- 0								
2- 0		0- 0		0- 0		NEUTRAL		0- 0		0- 0		2- 0								
5- 5		0- 2		0- 1		NON-CONFERENCE		1- 2		0- 0		4- 0								
1- 3		0- 1		0- 1		HOME		1- 1		0- 0		0- 0								
2- 2		0- 1		0- 0		AWAY		0- 1		0- 0		2- 0								
2- 0		0- 0		0- 0		NEUTRAL		0- 0		0- 0		2- 0								
9- 7		0- 3		1- 1		CONFERENCE		1- 2		2- 1		5- 0								
4- 4		0- 1		1- 1		HOME		0- 2		1- 0		2- 0								
5- 3		0- 2		0- 0		AWAY		1- 0		1- 1		3- 0								
0- 0		0- 0		0- 0		NEUTRAL		0- 0		0- 0		0- 0								
RPI	S	Opponent		Score		RPI	S	Opponent		Score		RPI	S	Opponent		Score				
5	A	Kansas		0	3	35	H	Miami (FL)		2	3	51	A	Virginia		3	0			
12	H	Stanford		2	3	37	H	Michigan		0	3	51	H	Virginia		1	3			
13	A	Louisville		0	3	40	H	Pittsburgh		3	2	54	A	Long Beach St.		2	3			
23	A	North Carolina		0	3							55	H	Michigan St.		0	3			
24	H	Florida St.		2	3							60	H	Syracuse		1	3			
												66	H	UNCW		3	0			
														107 H Virginia Tech		3	1			
														110 A Georgia Tech		0	3			
														145 A North Carolina St.		3	2			
														166 H Boston College		3	1			
														168 A Wake Forest		3	1			
														168 H Wake Forest		3	0			
														171 A St. Mary's (CA)		3	0			
														182 N UMKC		3	0			
														205 A Notre Dame		3	0			
														206 A Clemson		3	0			
														302 A Cal St. Fullerton		3	0			
														312 N Western Ill.		3	0			
LAST 10 GAMES																				
166 H Boston College						3	1	168 A Wake Forest						3	1					
60 H Syracuse						1	3	107 H Virginia Tech						3	1					
206 A Clemson						3	0	40 H Pittsburgh						3	2					
110 A Georgia Tech						0	3	13 A Louisville						0	3					
51 A Virginia						3	0	205 A Notre Dame						3	0					

Non-Div. I Games:

Duke

Average RPI Win:	166	WON-LOST RECORD	WINNING PCT. RANK	LAST 10 GAMES	STRENGTH OF SCHEDULE	OPP. STRENGTH OF SCHEDULE	TEAM RPI	ADJ RPI	CONF. RPI	ADJ CONF. RPI	
Average RPI Loss:	69										
DIV. I ONLY	15- 12	.55556	135	4- 6	74	77	96	.55383	94	4	4
DIV. I NON-CONF.	10- 2	.83333	30	0- 0	257	195	98	.54843	99	5	5
<hr/>											
TOTALS	RPI 1-25	RPI 26-50		W-L RECORDS	RPI 51-100		RPI 101-150		RPI 150+		
15- 12	0- 2	2- 4		OVERALL	1- 3		3- 1		9- 2		
10- 4	0- 1	2- 1		HOME	0- 2		2- 0		6- 0		
3- 6	0- 1	0- 3		AWAY	1- 1		0- 1		2- 0		
2- 2	0- 0	0- 0		NEUTRAL	0- 0		1- 0		1- 2		
<hr/>											
10- 2	0- 0	0- 0		NON-CONFERENCE	0- 0		2- 0		8- 2		
6- 0	0- 0	0- 0		HOME	0- 0		1- 0		5- 0		
2- 0	0- 0	0- 0		AWAY	0- 0		0- 0		2- 0		
2- 2	0- 0	0- 0		NEUTRAL	0- 0		1- 0		1- 2		
<hr/>											
5- 10	0- 2	2- 4		CONFERENCE	1- 3		1- 1		1- 0		
4- 4	0- 1	2- 1		HOME	0- 2		1- 0		1- 0		
1- 6	0- 1	0- 3		AWAY	1- 1		0- 1		0- 0		
0- 0	0- 0	0- 0		NEUTRAL	0- 0		0- 0		0- 0		
<hr/>											
RPI S	Opponent	Score	RPI S	Opponent	Score	RPI S	Opponent	Score	RPI S	Opponent	Score
17 A	BYU	0 3	26 A	Loyola Marymount	0 3	67 A	Pepperdine	3 2	101 H	Cal Poly	3 2
17 H	BYU	1 3	26 H	Loyola Marymount	0 3	67 H	Pepperdine	1 3	114 A	San Francisco	0 3
			31 A	San Diego	0 3	68 H	Pacific	1 3	114 H	San Francisco	3 2
			31 H	San Diego	3 0	81 A	Gonzaga	0 3	147 N	UC Davis	3 1
			36 A	Santa Clara	2 3				155 N	Green Bay	1 3
			36 H	Santa Clara	3 2				171 H	St. Mary's (CA)	3 0
									175 H	Nevada	3 1
									180 H	Idaho	3 0
									190 N	Southern Utah	0 3
									210 A	Fresno St.	3 1
									217 A	Portland St.	3 1
									224 N	Youngstown St.	3 0
									228 H	UC Riverside	3 0
									282 H	Grand Canyon	3 0
									313 H	St. Francis Brooklyn	3 0
<hr/>											
LAST 10 GAMES											
31 H San Diego 3 0						114 H San Francisco 3 2					
17 H BYU 1 3						81 A Gonzaga 0 3					
67 A Pepperdine 3 2						17 A BYU 0 3					
26 A Loyola Marymount 0 3						31 A San Diego 0 3					
36 H Santa Clara 3 2						26 H Loyola Marymount 0 3					

Non-Div. I Games:

Portland

Average RPI Win:		244	WON-LOST RECORD		WINNING PCT. RANK		LAST 10 GAMES		STRENGTH OF SCHEDULE		OPP. STRENGTH OF SCHEDULE		TEAM RPI		ADJ RPI		CONF. RPI		ADJ CONF. RPI	
DIV. I ONLY			25- 2		.92593 4		9- 1		306		233		92		.55351 95		27		27	
DIV. I NON-CONF.			10- 1		.90909 15		0- 0		269		147		78		.56792 78		25		25	
TOTALS		RPI 1-25		RPI 26-50		W-L RECORDS		RPI 51-100		RPI 101-150		RPI 150+								
25- 2		0- 1		0- 0		OVERALL		0- 0		1- 0		24- 1								
8- 0		0- 0		0- 0		HOME		0- 0		0- 0		8- 0								
10- 2		0- 1		0- 0		AWAY		0- 0		1- 0		9- 1								
7- 0		0- 0		0- 0		NEUTRAL		0- 0		0- 0		7- 0								
10- 1		0- 1		0- 0		NON-CONFERENCE		0- 0		1- 0		9- 0								
0- 0		0- 0		0- 0		HOME		0- 0		0- 0		0- 0								
3- 1		0- 1		0- 0		AWAY		0- 0		1- 0		2- 0								
7- 0		0- 0		0- 0		NEUTRAL		0- 0		0- 0		7- 0								
15- 1		0- 0		0- 0		CONFERENCE		0- 0		0- 0		15- 1								
8- 0		0- 0		0- 0		HOME		0- 0		0- 0		8- 0								
7- 1		0- 0		0- 0		AWAY		0- 0		0- 0		7- 1								
0- 0		0- 0		0- 0		NEUTRAL		0- 0		0- 0		0- 0								
RPI	S	Opponent		Score		RPI	S	Opponent		Score		RPI	S	Opponent		Score				
6	A	Washington		0 3										140 A Indiana St.		3 0				
														181 N West Virginia		3 1				
														187 N Eastern Mich.		3 2				
														189 A Eastern Ill.		2 3				
														189 H Eastern Ill.		3 0				
														192 H Belmont		3 0				
														210 N Fresno St.		3 0				
														220 A Western Caro.		3 0				
														223 N Buffalo		3 0				
														239 A Eastern Ky.		3 0				
														241 N Davidson		3 0				
														244 H Tennessee St.		3 0				
														245 A Winthrop		3 1				
														265 A Southeast Mo. St.		3 0				
														265 H Southeast Mo. St.		3 0				
														266 N Georgia St.		3 0				
														268 A UT Martin		3 0				
														268 H UT Martin		3 1				
														273 A Austin Peay		3 0				
														273 H Austin Peay		3 0				
														277 N IPFW		3 0				
														278 H Morehead St.		3 0				
														280 A Tennessee Tech		3 1				
														287 A SIUE		3 1				
														287 H SIUE		3 0				
														294 A Jacksonville St.		3 1				
														192 H Belmont		3 0				
														278 H Morehead St.		3 0				
														280 A Tennessee Tech		3 1				
														287 A SIUE		3 1				
														287 H SIUE		3 0				
														294 A Jacksonville St.		3 1				
														192 H Belmont		3 0				
														278 H Morehead St.		3 0				
														280 A Tennessee Tech		3 1				
														287 A SIUE		3 1				
														287 H SIUE		3 0				
														294 A Jacksonville St.		3 1				
														192 H Belmont		3 0				
														278 H Morehead St.		3 0				
														280 A Tennessee Tech		3 1				
														287 A SIUE		3 1				
														287 H SIUE		3 0				
														294 A Jacksonville St.		3 1				
														192 H Belmont		3 0				
														278 H Morehead St.		3 0				
														280 A Tennessee Tech		3 1				
														287 A SIUE		3 1				
														287 H SIUE		3 0				
														294 A Jacksonville St.		3 1				
														192 H Belmont		3 0				
														278 H Morehead St.		3 0				
														280 A Tennessee Tech		3 1				
														287 A SIUE		3 1				
														287 H SIUE		3 0				
														294 A Jacksonville St.		3 1				
														192 H Belmont		3 0				
														278 H Morehead St.		3 0				
														280 A Tennessee Tech		3 1				
														287 A SIUE		3 1				
														287 H SIUE		3 0				
														294 A Jacksonville St.		3 1				
														192 H Belmont		3 0				
														278 H Morehead St.		3 0				
														280 A Tennessee Tech		3 1				
														287 A SIUE		3 1				
														287 H SIUE		3 0				
														294 A Jacksonville St.		3 1				
														192 H Belmont		3 0				
														278 H Morehead St.		3 0				
														280 A Tennessee Tech		3 1				
														287 A SIUE		3 1				
														287 H SIUE		3 0				
														294 A Jacksonville St.		3 1				
														192 H Belmont		3 0				
														278 H Morehead St.		3 0				
														280 A Tennessee Tech		3 1				
														287 A SIUE		3 1				
														287 H SIUE		3 0				
														294 A Jacksonville St.		3 1				
														192 H Belmont		3 0				
														278 H Morehead St.		3 0				
														280 A Tennessee Tech		3 1				
														287 A SIUE		3 1				
														287 H SIUE		3 0				
														294 A Jacksonville St.		3 1				
														192 H Belmont		3 0				
														278 H Morehead St.		3 0				
														280 A Tennessee Tech		3 1				
														287 A SIUE		3 1				
														287 H SIUE		3 0				
														294 A Jacksonville St.		3 1				
														192 H Belmont		3 0				
														278 H Morehead St.		3 0				
														280 A Tennessee Tech		3 1				
														287 A SIUE		3 1				
														287 H SIUE		3 0				
														294 A Jacksonville St.		3 1				
														192 H Belmont		3 0				
														278 H Morehead St.		3 0				
														280 A Tennessee Tech		3 1				
														287 A SIUE		3 1				
														287 H SIUE		3 0				
														294 A Jacksonville St.		3 1				
														192 H Belmont		3 0				
														278 H Morehead St.		3 0				
														280 A Tennessee Tech		3 1				
														287 A SIUE		3 1				
														287 H SIUE		3 0				
														294 A Jacksonville St.		3 1				
														192 H Belmont		3 0				
														278 H Morehead St.		3 0				
														280 A Tennessee Tech		3 1				
														287 A SIUE		3 1				
														287 H SIUE		3 0				
														294 A Jacksonville St.		3 1				
														192 H Belmont		3 0				
														278 H Morehead St.		3 0				
														280 A Tennessee Tech		3 1				
														287 A SIUE		3 1				
														287 H SIUE		3 0				
														294 A Jacksonville St.		3 1				
														192 H Belmont		3 0				
														278 H Morehead St.		3 0				
														280 A Tennessee Tech		3 1				
														287 A SIUE		3 1				
														287 H SIUE		3 0				
														294 A Jacksonville St.		3 1				
														192 H Belmont		3 0				
														278 H Morehead St.		3 0				
														280 A Tennessee Tech		3 1				
														287 A SIUE		3 1				

Non-Div. I Games:

Murray St.

Average RPI Win:		203	WON-LOST RECORD		WINNING PCT. RANK	LAST 10 GAMES		STRENGTH OF SCHEDULE		OPP. STRENGTH OF SCHEDULE	TEAM RPI	ADJ RPI	CONF. RPI	ADJ CONF. RPI
Average RPI Loss:		72	18- 12		.6 113	7- 3		88		125	93	.55296 96	12	12
DIV. I ONLY			8- 6		.57143 141	0- 0		79		98	93	.55436 93	13	13
DIV. I NON-CONF.														
TOTALS		RPI 1-25		RPI 26-50		W-L RECORDS		RPI 51-100		RPI 101-150		RPI 150+		
18- 12		0- 3		0- 0		OVERALL		3- 4		1- 5		14- 0		
10- 5		0- 1		0- 0		HOME		1- 2		1- 2		8- 0		
6- 4		0- 1		0- 0		AWAY		2- 2		0- 1		4- 0		
2- 3		0- 1		0- 0		NEUTRAL		0- 0		0- 2		2- 0		
8- 6		0- 3		0- 0		NON-CONFERENCE		1- 0		1- 3		6- 0		
5- 2		0- 1		0- 0		HOME		0- 0		1- 1		4- 0		
1- 1		0- 1		0- 0		AWAY		1- 0		0- 0		0- 0		
2- 3		0- 1		0- 0		NEUTRAL		0- 0		0- 2		2- 0		
10- 6		0- 0		0- 0		CONFERENCE		2- 4		0- 2		8- 0		
5- 3		0- 0		0- 0		HOME		1- 2		0- 1		4- 0		
5- 3		0- 0		0- 0		AWAY		1- 2		0- 1		4- 0		
0- 0		0- 0		0- 0		NEUTRAL		0- 0		0- 0		0- 0		
RPI	S	Opponent	Score		RPI	S	Opponent	Score		RPI	S	Opponent	Score	
1	H	Minnesota	0	3						63	A	James Madison	3	0
7	A	Wisconsin	0	3						63	H	James Madison	2	3
19	N	Western Ky.	0	3						66	A	UNCW	2	3
										66	H	UNCW	3	2
										74	A	Towson	0	3
										74	H	Towson	1	3
										82	A	Alabama	3	2
										105	H	Tennessee	1	3
										106	A	Hofstra	0	3
										106	H	Hofstra	2	3
										115	N	Tulsa	2	3
										123	N	Southern Miss.	0	3
										141	H	Jacksonville	3	0
										175	A	Delaware	3	2
										175	H	Delaware	3	2
										198	H	Sam Houston St.	3	0
										201	N	Colgate	3	2
										212	H	Wofford	3	0
										218	H	Bryant	3	0
										246	A	William & Mary	3	0
										246	H	William & Mary	3	1
										259	A	Elon	3	1
										259	H	Elon	3	0
										270	A	Northeastern	3	1
										270	H	Northeastern	3	1
										275	N	Northwestern St.	3	1
										306	H	Charleston So.	3	1
LAST 10 GAMES														

Non-Div. I Games:

Col. of Charleston

Average RPI Win: 175		WON-LOST	WINNING	LAST 10	STRENGTH OF		OPP. STRENGTH	TEAM	ADJ	CONF.	ADJ CONF.				
Average RPI Loss: 49		RECORD	PCT. RANK	GAMES	SCHEDULE		OF SCHEDULE	RPI	RPI	RPI	RPI				
DIV. I ONLY		15- 13	.53571	146	2- 8		72	55	97	.55183	97	3	3		
DIV. I NON-CONF.		11- 1	.91667	12	0- 0		234	209	65	.57846	66	2	2		
TOTALS		RPI 1-25	RPI 26-50		W-L RECORDS		RPI 51-100		RPI 101-150		RPI 150+				
15- 13		0- 7	1- 3		OVERALL		0- 1		5- 0		9- 2				
7- 6		0- 4	1- 1		HOME		0- 1		2- 0		4- 0				
2- 7		0- 3	0- 2		AWAY		0- 0		0- 0		2- 2				
6- 0		0- 0	0- 0		NEUTRAL		0- 0		3- 0		3- 0				
11- 1		0- 0	0- 0		NON-CONFERENCE		0- 0		3- 0		8- 1				
3- 0		0- 0	0- 0		HOME		0- 0		0- 0		3- 0				
2- 1		0- 0	0- 0		AWAY		0- 0		0- 0		2- 1				
6- 0		0- 0	0- 0		NEUTRAL		0- 0		3- 0		3- 0				
4- 12		0- 7	1- 3		CONFERENCE		0- 1		2- 0		1- 1				
4- 6		0- 4	1- 1		HOME		0- 1		2- 0		1- 0				
0- 6		0- 3	0- 2		AWAY		0- 0		0- 0		0- 1				
0- 0		0- 0	0- 0		NEUTRAL		0- 0		0- 0		0- 0				
RPI	S	Opponent	Score	RPI	S	Opponent	Score	RPI	S	Opponent	Score	RPI	S	Opponent	Score
3	A	Southern California	0 3	32	A	Arizona St.	1 3	53	H	Oregon	1 3	126	H	Utah	3 0
3	H	Southern California	2 3	32	H	Arizona St.	3 0					132	N	UC Irvine	3 0
6	H	Washington	2 3	50	A	Arizona	1 3					137	N	ETSU	3 0
11	A	UCLA	0 3	50	H	Arizona	2 3					143	H	Oregon St.	3 1
11	H	UCLA	1 3									149	N	Seattle	3 0
12	A	Stanford	0 3									158	A	Texas Tech	3 0
12	H	Stanford	1 3									167	A	California	0 3
												167	H	California	3 0
												180	A	Idaho	3 0
												188	H	Utah Valley	3 1
												191	H	Ball St.	3 0
												217	N	Portland St.	3 0
												221	A	Radford	1 3
												259	N	Elon	3 0
												275	N	Northwestern St.	3 0
												278	H	Morehead St.	3 0
LAST 10 GAMES															
		12 H Stanford	1 3			11 H UCLA	1 3								
		167 H California	3 0			167 A California	0 3								
		32 A Arizona St.	1 3			12 A Stanford	0 3								
		50 A Arizona	1 3			53 H Oregon	1 3								
		3 H Southern California	2 3			143 H Oregon St.	3 1								

Non-Div. I Games:

Washington St.

Average RPI Win:		197	WON-LOST RECORD		WINNING PCT. RANK		LAST 10 GAMES		STRENGTH OF SCHEDULE		OPP. STRENGTH OF SCHEDULE		TEAM RPI		ADJ RPI		CONF. RPI		ADJ CONF. RPI				
Average RPI Loss:		100																					
DIV. I ONLY			19- 9		.67857 80		9- 1		139		156		95		.55148 98		20		20				
DIV. I NON-CONF.			6- 6		.5 162		0- 0		51		118		105		.54585 105		14		14				
TOTALS		RPI 1-25		RPI 26-50		W-L RECORDS		RPI 51-100		RPI 101-150		RPI 150+											
19- 9		0- 1		0- 1		OVERALL		2- 2		3- 4		14- 1											
8- 3		0- 0		0- 0		HOME		1- 1		1- 2		6- 0											
7- 4		0- 1		0- 0		AWAY		1- 1		2- 1		4- 1											
4- 2		0- 0		0- 1		NEUTRAL		0- 0		0- 1		4- 0											
6- 6		0- 1		0- 1		NON-CONFERENCE		1- 1		1- 3		4- 0											
2- 1		0- 0		0- 0		HOME		1- 0		1- 1		0- 0											
0- 3		0- 1		0- 0		AWAY		0- 1		0- 1		0- 0											
4- 2		0- 0		0- 1		NEUTRAL		0- 0		0- 1		4- 0											
13- 3		0- 0		0- 0		CONFERENCE		1- 1		2- 1		10- 1											
6- 2		0- 0		0- 0		HOME		0- 1		0- 1		6- 0											
7- 1		0- 0		0- 0		AWAY		1- 0		2- 0		4- 1											
0- 0		0- 0		0- 0		NEUTRAL		0- 0		0- 0		0- 0											
RPI	S	Opponent		Score		RPI	S	Opponent		Score		RPI	S	Opponent		Score							
7	A	Wisconsin		0 3		36	N	Santa Clara		0 3		57	A	Ohio		3 1		102	A	Northern Ill.		3 1	
												57	H	Ohio		0 3		104	A	Maryland		1 3	
												72	A	Sacramento St.		1 3		106	N	Hofstra		1 3	
												92	H	Oakland		3 1		122	A	Miami (OH)		3 0	
																		122	H	Miami (OH)		2 3	
																		138	H	Albany (NY)		3 2	
																		140	H	Indiana St.		2 3	
																		165	A	Western Mich.		3 1	
																		175	N	Nevada		3 1	
																		179	N	Duquesne		3 1	
																		187	H	Eastern Mich.		3 1	
																		191	H	Ball St.		3 2	
																		223	A	Buffalo		3 1	
																		223	H	Buffalo		3 0	
																		226	N	Georgetown		3 1	
																		253	A	Central Mich.		3 1	
																		255	A	Bowling Green		2 3	
																		255	H	Bowling Green		3 1	
																		284	H	Toledo		3 0	
																		288	N	Morgan St.		3 0	
																		296	A	Akron		3 0	
																		296	H	Akron		3 0	
						LAST 10 GAMES																	
						223 H Buffalo		3 0				255 A Bowling Green		2 3									
						296 H Akron		3 0				165 A Western Mich.		3 1									
						187 H Eastern Mich.		3 1				102 A Northern Ill.		3 1									
						57 A Ohio		3 1				191 H Ball St.		3 2									
						122 A Miami (OH)		3 0				284 H Toledo		3 0									

Non-Div. I Games:

Kent St.

Average RPI Win:	215	WON-LOST RECORD	WINNING PCT. RANK	LAST 10 GAMES	STRENGTH OF SCHEDULE	OPP. STRENGTH OF SCHEDULE	TEAM RPI	ADJ RPI	CONF. RPI	ADJ CONF. RPI	
DIV. I ONLY	19- 8	.7037	58	7- 3	154	206	99	.55003	99	17	17
DIV. I NON-CONF.	10- 3	.76923	50	1- 0	175	236	88	.55814	89	18	18
TOTALS	RPI 1-25	RPI 26-50	W-L RECORDS	RPI 51-100	RPI 101-150	RPI 150+					
19- 8	0- 0	0- 2	OVERALL	1- 3	4- 0	14- 3					
8- 2	0- 0	0- 1	HOME	1- 0	1- 0	6- 1					
6- 4	0- 0	0- 1	AWAY	0- 1	1- 0	5- 2					
5- 2	0- 0	0- 0	NEUTRAL	0- 2	2- 0	3- 0					
10- 3	0- 0	0- 0	NON-CONFERENCE	0- 2	3- 0	7- 1					
3- 0	0- 0	0- 0	HOME	0- 0	1- 0	2- 0					
2- 1	0- 0	0- 0	AWAY	0- 0	0- 0	2- 1					
5- 2	0- 0	0- 0	NEUTRAL	0- 2	2- 0	3- 0					
9- 5	0- 0	0- 2	CONFERENCE	1- 1	1- 0	7- 2					
5- 2	0- 0	0- 1	HOME	1- 0	0- 0	4- 1					
4- 3	0- 0	0- 1	AWAY	0- 1	1- 0	3- 1					
0- 0	0- 0	0- 0	NEUTRAL	0- 0	0- 0	0- 0					
RPI S	Opponent	Score	RPI S	Opponent	Score	RPI S	Opponent	Score			
			29 A Dayton	2 3	60 N Syracuse	0 3	109 A George Washington	3 2			
			29 H Dayton	2 3	65 N Rice	1 3	124 N UConn	3 1			
					70 A Saint Louis	2 3	125 N Army West Point	3 1			
					70 H Saint Louis	3 2	150 H Lehigh	3 2			
							156 A Yale	1 3			
							174 A VCU	3 2			
							174 H VCU	3 1			
							179 H Duquesne	1 3			
							215 N UC Santa Barbara	3 2			
							225 A George Mason	3 1			
							237 A Stony Brook	3 1			
							241 A Davidson	2 3			
							241 H Davidson	3 0			
							243 H Sacred Heart	3 1			
							254 A Brown	3 0			
							263 N Columbia	3 0			
							283 A Fordham	3 1			
							283 H Fordham	3 1			
							292 H Canisius	3 0			
							297 H La Salle	3 0			
							317 N Hartford	3 0			
LAST 10 GAMES											
			174 A VCU	3 2		225 A George Mason	3 1				
			241 A Davidson	2 3		109 A George Washington	3 2				
			283 A Fordham	3 1		283 H Fordham	3 1				
			70 H Saint Louis	3 2		254 A Brown	3 0				
			29 H Dayton	2 3		179 H Duquesne	1 3				

Non-Div. I Games:

Rhode Island

Average RPI Win:		203	WON-LOST RECORD		WINNING PCT. RANK		LAST 10 GAMES		STRENGTH OF SCHEDULE		OPP. STRENGTH OF SCHEDULE		TEAM RPI		ADJ RPI		CONF. RPI		ADJ CONF. RPI	
DIV. I ONLY			18- 8		.69231 69		7- 3		163		140		100		.5499 100		19		19	
DIV. I NON-CONF.			6- 4		.6 132		0- 0		240		46		150		.51066 150		22		22	
TOTALS		RPI 1-25		RPI 26-50		W-L RECORDS		RPI 51-100		RPI 101-150		RPI 150+								
18- 8		0- 1		0- 2		OVERALL		1- 1		4- 2		13- 2								
11- 0		0- 0		0- 0		HOME		1- 0		3- 0		7- 0								
6- 6		0- 1		0- 0		AWAY		0- 1		1- 2		5- 2								
1- 2		0- 0		0- 2		NEUTRAL		0- 0		0- 0		1- 0								
6- 4		0- 1		0- 2		NON-CONFERENCE		0- 0		0- 0		6- 1								
3- 0		0- 0		0- 0		HOME		0- 0		0- 0		3- 0								
2- 2		0- 1		0- 0		AWAY		0- 0		0- 0		2- 1								
1- 2		0- 0		0- 2		NEUTRAL		0- 0		0- 0		1- 0								
12- 4		0- 0		0- 0		CONFERENCE		1- 1		4- 2		7- 1								
8- 0		0- 0		0- 0		HOME		1- 0		3- 0		4- 0								
4- 4		0- 0		0- 0		AWAY		0- 1		1- 2		3- 1								
0- 0		0- 0		0- 0		NEUTRAL		0- 0		0- 0		0- 0								
RPI	S	Opponent		Score		RPI	S	Opponent		Score		RPI	S	Opponent		Score				
19	A	Western Ky.		0	3	39	N	Northwestern		0	3	77	A	Chattanooga		1	3			
						43	N	Missouri St.		0	3	77	H	Chattanooga		3	2			
														121	A	UNCG	0	3		
														121	H	UNCG	3	1		
														135	A	Samford	0	3		
														135	H	Samford	3	0		
														137	A	ETSU	3	0		
														137	H	ETSU	3	0		
														162	H	South Carolina	3	1		
														165	N	Western Mich.	3	1		
														169	A	Milwaukee	2	3		
														206	H	Clemson	3	2		
														209	A	Charlotte	3	1		
														212	A	Wofford	0	3		
														212	H	Wofford	3	2		
														220	A	Western Caro.	3	0		
														220	H	Western Caro.	3	1		
														245	H	Winthrop	3	1		
														247	A	Mercer	3	1		
														247	H	Mercer	3	0		
														303	A	Citadel	3	1		
														303	H	Citadel	3	0		
														310	A	Gardner-Webb	3	0		
LAST 10 GAMES																				
						121	H	UNCG		3	1	137	A	ETSU		3	0			
						212	H	Wofford		3	2	303	H	Citadel		3	0			
						77	A	Chattanooga		1	3	135	H	Samford		3	0			
						135	A	Samford		0	3	247	A	Mercer		3	1			
						220	H	Western Caro.		3	1	121	A	UNCG		0	3			

Non-Div. I Games:

Furman

Average RPI Win:	203	WON-LOST	WINNING	LAST 10	STRENGTH OF	OPP. STRENGTH	TEAM	ADJ	CONF.	ADJ CONF.	
Average RPI Loss:	66	RECORD	PCT. RANK	GAMES	SCHEDULE	OF SCHEDULE	RPI	RPI	RPI	RPI	
DIV. I ONLY	19- 6	.76	38	8- 2	254	106	101	.54961	101	14	13
DIV. I NON-CONF.	8- 3	.72727	72	0- 0	148	132	83	.56292	84	9	9
<hr/>											
TOTALS	RPI 1-25	RPI 26-50		W-L RECORDS	RPI 51-100		RPI 101-150		RPI 150+		
19- 6	0- 0	0- 3		OVERALL	2- 2		3- 1		14- 0		
7- 2	0- 0	0- 1		HOME	1- 0		2- 1		4- 0		
7- 4	0- 0	0- 2		AWAY	0- 2		1- 0		6- 0		
5- 0	0- 0	0- 0		NEUTRAL	1- 0		0- 0		4- 0		
<hr/>											
8- 3	0- 0	0- 2		NON-CONFERENCE	1- 1		1- 0		6- 0		
1- 1	0- 0	0- 1		HOME	0- 0		1- 0		0- 0		
2- 2	0- 0	0- 1		AWAY	0- 1		0- 0		2- 0		
5- 0	0- 0	0- 0		NEUTRAL	1- 0		0- 0		4- 0		
<hr/>											
11- 3	0- 0	0- 1		CONFERENCE	1- 1		2- 1		8- 0		
6- 1	0- 0	0- 0		HOME	1- 0		1- 1		4- 0		
5- 2	0- 0	0- 1		AWAY	0- 1		1- 0		4- 0		
0- 0	0- 0	0- 0		NEUTRAL	0- 0		0- 0		0- 0		
<hr/>											
RPI S	Opponent	Score	RPI S	Opponent	Score	RPI S	Opponent	Score	RPI S	Opponent	Score
			26 H	Loyola Marymount	1 3	54 A	Long Beach St.	2 3	132 A	UC Irvine	3 0
			27 A	Hawaii	0 3	54 H	Long Beach St.	3 1	132 H	UC Irvine	3 2
			47 A	Baylor	1 3	72 N	Sacramento St.	3 1	147 H	UC Davis	2 3
						94 A	Portland	2 3	148 H	San Diego St.	3 0
									180 N	Idaho	3 1
									198 N	Sam Houston St.	3 0
									210 A	Fresno St.	3 2
									211 A	San Jose St.	3 1
									215 A	UC Santa Barbara	3 1
									215 H	UC Santa Barbara	3 1
									222 A	CSUN	3 0
									222 H	CSUN	3 0
									228 A	UC Riverside	3 0
									228 H	UC Riverside	3 0
									279 N	Coppin St.	3 0
									302 A	Cal St. Fullerton	3 0
									302 H	Cal St. Fullerton	3 0
									313 N	St. Francis Brooklyn	3 0
<hr/>											
			LAST 10 GAMES								
			302 A	Cal St. Fullerton	3 0	54 A	Long Beach St.	2 3			
			228 A	UC Riverside	3 0	222 A	CSUN	3 0			
			147 H	UC Davis	2 3	228 H	UC Riverside	3 0			
			132 H	UC Irvine	3 2	302 H	Cal St. Fullerton	3 0			
			215 A	UC Santa Barbara	3 1	215 H	UC Santa Barbara	3 1			

Non-Div. I Games:

Cal Poly

Average RPI Win:		196	WON-LOST RECORD		WINNING PCT. RANK		LAST 10 GAMES		STRENGTH OF SCHEDULE		OPP. STRENGTH OF SCHEDULE		TEAM RPI		ADJ RPI		CONF. RPI		ADJ CONF. RPI								
DIV. I ONLY			18- 10		.64286	96	9- 1		153		80		103		.54908		102	20		20							
DIV. I NON-CONF.			4- 8		.33333	249	0- 0		59		2		140		.52275		138	14		14							
TOTALS		RPI 1-25		RPI 26-50			W-L RECORDS			RPI 51-100			RPI 101-150			RPI 150+											
18- 10		0- 4		0- 1			OVERALL			2- 4			2- 0			14- 1											
10- 5		0- 1		0- 0			HOME			2- 4			1- 0			7- 0											
7- 3		0- 1		0- 1			AWAY			0- 0			0- 0			7- 1											
1- 2		0- 2		0- 0			NEUTRAL			0- 0			1- 0			0- 0											
4- 8		0- 4		0- 1			NON-CONFERENCE			1- 3			1- 0			2- 0											
3- 4		0- 1		0- 0			HOME			1- 3			0- 0			2- 0											
0- 2		0- 1		0- 1			AWAY			0- 0			0- 0			0- 0											
1- 2		0- 2		0- 0			NEUTRAL			0- 0			1- 0			0- 0											
14- 2		0- 0		0- 0			CONFERENCE			1- 1			1- 0			12- 1											
7- 1		0- 0		0- 0			HOME			1- 1			1- 0			5- 0											
7- 1		0- 0		0- 0			AWAY			0- 0			0- 0			7- 1											
0- 0		0- 0		0- 0			NEUTRAL			0- 0			0- 0			0- 0											
RPI	S	Opponent		Score		RPI	S	Opponent		Score		RPI	S	Opponent		Score		RPI	S	Opponent		Score					
10	A	Ohio St.		0	3	30	A	Wichita St.		1	3	52	H	UNI		1	3	103	N	Texas St.		3	1				
15	N	Kentucky		0	3							57	H	Ohio		3	0	122	H	Miami (OH)		3	0				
19	H	Western Ky.		2	3							62	H	Iowa		3	1	165	A	Western Mich.		3	0				
24	N	Florida St.		0	3							68	H	Pacific		1	3	165	H	Western Mich.		3	0				
												82	H	Alabama		1	3	169	H	Milwaukee		3	1				
												98	H	Kent St.		1	3	187	A	Eastern Mich.		3	0				
																		187	H	Eastern Mich.		3	0				
																		191	A	Ball St.		0	3				
																		191	H	Ball St.		3	0				
																		223	A	Buffalo		3	2				
																		253	A	Central Mich.		3	0				
																		253	H	Central Mich.		3	1				
																		255	A	Bowling Green		3	0				
																		274	H	South Dakota St.		3	0				
																		284	A	Toledo		3	1				
																		284	H	Toledo		3	0				
																		296	A	Akron		3	0				
						LAST 10 GAMES																					
						255 A Bowling Green						3	0	187 A Eastern Mich.						3	0						
						165 H Western Mich.						3	0	57 H Ohio						3	0						
						191 H Ball St.						3	0	98 H Kent St.						1	3						
						284 H Toledo						3	0	223 A Buffalo						3	2						
						253 A Central Mich.						3	0	296 A Akron						3	0						

Non-Div. I Games:

Northern Ill.

Average RPI Win:		212	WON-LOST RECORD		WINNING PCT. RANK		LAST 10 GAMES		STRENGTH OF SCHEDULE		OPP. STRENGTH OF SCHEDULE		TEAM RPI		ADJ RPI		CONF. RPI		ADJ CONF. RPI	
Average RPI Loss:		63																		
DIV. I ONLY			18- 11		.62069 104		7- 3		119		123		106		.54751 103		15		15	
DIV. I NON-CONF.			5- 8		.38462 228		0- 1		88		65		155		.50959 152		16		16	
TOTALS		RPI 1-25		RPI 26-50		W-L RECORDS		RPI 51-100		RPI 101-150		RPI 150+								
18- 11		0- 2		0- 4		OVERALL		1- 3		3- 1		14- 1								
11- 2		0- 0		0- 0		HOME		1- 2		2- 0		8- 0								
6- 7		0- 2		0- 3		AWAY		0- 1		1- 0		5- 1								
1- 2		0- 0		0- 1		NEUTRAL		0- 0		0- 1		1- 0								
5- 8		0- 1		0- 4		NON-CONFERENCE		1- 2		0- 1		4- 0								
3- 2		0- 0		0- 0		HOME		1- 2		0- 0		2- 0								
1- 4		0- 1		0- 3		AWAY		0- 0		0- 0		1- 0								
1- 2		0- 0		0- 1		NEUTRAL		0- 0		0- 1		1- 0								
13- 3		0- 1		0- 0		CONFERENCE		0- 1		3- 0		10- 1								
8- 0		0- 0		0- 0		HOME		0- 0		2- 0		6- 0								
5- 3		0- 1		0- 0		AWAY		0- 1		1- 0		4- 1								
0- 0		0- 0		0- 0		NEUTRAL		0- 0		0- 0		0- 0								
RPI S	Opponent		Score		RPI S	Opponent		Score		RPI S	Opponent		Score		RPI S	Opponent		Score		
18 A	Arkansas St.		2 3		30 A	Wichita St.		0 3		53 H	Oregon		0 3		102 N	Northern Ill.		1 3		
25 A	SMU		0 3		38 A	TCU		0 3		73 H	UTSA		3 2		116 A	Texas-Arlington		3 1		
					47 A	Baylor		0 3		84 A	Appalachian St.		0 3		116 H	Texas-Arlington		3 2		
					50 N	Arizona		0 3		91 H	Indiana		2 3		128 H	Little Rock		3 1		
															160 A	South Ala.		2 3		
															160 H	South Ala.		3 1		
															177 A	Troy		3 1		
															177 H	Troy		3 0		
															198 A	Sam Houston St.		3 0		
															229 H	Lamar		3 0		
															232 H	Ga. Southern		3 0		
															251 A	La.-Monroe		3 0		
															251 H	La.-Monroe		3 0		
															266 A	Georgia St.		3 0		
															266 H	Georgia St.		3 1		
															274 N	South Dakota St.		3 1		
															290 A	La.-Lafayette		3 0		
															290 H	La.-Lafayette		3 0		
															322 H	Prairie View		3 0		
					LAST 10 GAMES															
					160 H	South Ala.		3 1		160 A	South Ala.		2 3							
					290 A	La.-Lafayette		3 0		177 A	Troy		3 1							
					251 A	La.-Monroe		3 0		18 A	Arkansas St.		2 3							
					251 H	La.-Monroe		3 0		116 A	Texas-Arlington		3 1							
					177 H	Troy		3 0		47 A	Baylor		0 3							

Non-Div. I Games:

Texas St.

Average RPI Win: 172		WON-LOST	WINNING	LAST 10	STRENGTH OF	OPP. STRENGTH	TEAM	ADJ	CONF.	ADJ CONF.	
Average RPI Loss: 42		RECORD	PCT. RANK	GAMES	SCHEDULE	OF SCHEDULE	RPI	RPI	RPI	RPI	
DIV. I ONLY		13- 17	.43333	204	33	37	108	.54745	104	1	1
DIV. I NON-CONF.		10- 4	.71429	79	72	157	53	.58851	54	1	1
<hr/>											
TOTALS		RPI 1-25	RPI 26-50		W-L RECORDS		RPI 51-100		RPI 101-150		RPI 150+
13- 17		1- 8	0- 4		OVERALL		2- 3		1- 1		9- 1
8- 7		1- 5	0- 2		HOME		1- 0		1- 0		5- 0
3- 7		0- 1	0- 2		AWAY		1- 3		0- 0		2- 1
2- 3		0- 2	0- 0		NEUTRAL		0- 0		0- 1		2- 0
10- 4		0- 2	0- 0		NON-CONFERENCE		1- 1		1- 1		8- 0
6- 0		0- 0	0- 0		HOME		1- 0		1- 0		4- 0
2- 1		0- 0	0- 0		AWAY		0- 1		0- 0		2- 0
2- 3		0- 2	0- 0		NEUTRAL		0- 0		0- 1		2- 0
3- 13		1- 6	0- 4		CONFERENCE		1- 2		0- 0		1- 1
2- 7		1- 5	0- 2		HOME		0- 0		0- 0		1- 0
1- 6		0- 1	0- 2		AWAY		1- 2		0- 0		0- 1
0- 0		0- 0	0- 0		NEUTRAL		0- 0		0- 0		0- 0
RPI	S	Opponent	Score	RPI	S	Opponent	Score	RPI	S	Opponent	Score
1	H	Minnesota	0 3	33	A	Purdue	1 3	55	A	Michigan St.	1 3
3	N	Southern California	0 3	33	H	Purdue	1 3	61	A	Oklahoma	1 3
6	N	Washington	0 3	37	A	Michigan	0 3	62	A	Iowa	3 1
7	H	Wisconsin	0 3	39	H	Northwestern	0 3	91	A	Indiana	1 3
8	H	Penn St.	1 3					98	H	Kent St.	3 1
9	A	Nebraska	0 3								
9	H	Nebraska	1 3								
10	H	Ohio St.	3 0								
22	H	Illinois	0 3								

Non-Div. I Games:

Maryland

Average RPI Win:	188	WON-LOST RECORD	WINNING PCT. RANK	LAST 10 GAMES	STRENGTH OF SCHEDULE	OPP. STRENGTH OF SCHEDULE	TEAM RPI	ADJ RPI	CONF. RPI	ADJ CONF. RPI	
DIV. I ONLY	20- 11	.64516	95	3- 7	155	79	104	.54734	105	5	5
DIV. I NON-CONF.	14- 1	.93333	7	0- 0	256	238	73	.57134	75	4	4
<hr/>											
TOTALS	RPI 1-25	RPI 26-50		W-L RECORDS	RPI 51-100		RPI 101-150		RPI 150+		
20- 11	0- 5	1- 0		OVERALL	3- 3		5- 2		11- 1		
9- 3	0- 3	1- 0		HOME	1- 0		3- 0		4- 0		
4- 8	0- 2	0- 0		AWAY	2- 3		1- 2		1- 1		
7- 0	0- 0	0- 0		NEUTRAL	0- 0		1- 0		6- 0		
14- 1	0- 0	0- 0		NON-CONFERENCE	2- 0		3- 1		9- 0		
5- 0	0- 0	0- 0		HOME	0- 0		2- 0		3- 0		
2- 1	0- 0	0- 0		AWAY	2- 0		0- 1		0- 0		
7- 0	0- 0	0- 0		NEUTRAL	0- 0		1- 0		6- 0		
6- 10	0- 5	1- 0		CONFERENCE	1- 3		2- 1		2- 1		
4- 3	0- 3	1- 0		HOME	1- 0		1- 0		1- 0		
2- 7	0- 2	0- 0		AWAY	0- 3		1- 1		1- 1		
0- 0	0- 0	0- 0		NEUTRAL	0- 0		0- 0		0- 0		
RPI S	Opponent	Score	RPI S	Opponent	Score	RPI S	Opponent	Score	RPI S	Opponent	Score
4 A	Florida	0 3	46 H	Arkansas	3 1	74 A	Towson	3 2	119 A	LSU	1 3
4 H	Florida	0 3				78 A	Ole Miss	1 3	119 H	LSU	3 0
14 H	Texas A&M	0 3				79 A	Auburn	1 3	121 H	UNCG	3 0
15 H	Kentucky	0 3				82 A	Alabama	1 3	129 A	Mississippi St.	3 2
16 A	Missouri	1 3				82 H	Alabama	3 1	133 H	North Florida	3 1
						96 A	Col. of Charleston	3 1	141 N	Jacksonville	3 1
									145 A	North Carolina St.	0 3
									162 A	South Carolina	0 3
									162 H	South Carolina	3 2
									207 A	Georgia	3 0
									212 N	Wofford	3 1
									214 N	Campbell	3 0
									239 H	Eastern Ky.	3 0
									267 H	Evansville	3 1
									279 N	Coppin St.	3 0
									280 H	Tennessee Tech	3 1
									315 N	Saint Francis (PA)	3 0
									321 N	Delaware St.	3 0
									323 N	Hampton	3 0
LAST 10 GAMES											
4 A	Florida	0 3	119 H	LSU	3 0						
162 A	South Carolina	0 3	129 A	Mississippi St.	3 2						
15 H	Kentucky	0 3	78 A	Ole Miss	1 3						
82 A	Alabama	1 3	162 H	South Carolina	3 2						
14 H	Texas A&M	0 3	4 H	Florida	0 3						

Non-Div. I Games:

Tennessee

Average RPI Win:	190	WON-LOST RECORD	WINNING PCT. RANK	LAST 10 GAMES	STRENGTH OF SCHEDULE	OPP. STRENGTH OF SCHEDULE	TEAM RPI	ADJ RPI	CONF. RPI	ADJ CONF. RPI	
DIV. I ONLY	21- 10	.67742	83	7- 3	160	135	102	.54682	106	12	12
DIV. I NON-CONF.	9- 6	.6	132	0- 0	223	156	154	.5076	155	13	13
<hr/>											
TOTALS	RPI 1-25	RPI 26-50		W-L RECORDS		RPI 51-100		RPI 101-150		RPI 150+	
21- 10	0- 0	0- 0		OVERALL		6- 5		1- 2		14- 3	
10- 2	0- 0	0- 0		HOME		3- 2		1- 0		6- 0	
7- 5	0- 0	0- 0		AWAY		2- 2		0- 2		5- 1	
4- 3	0- 0	0- 0		NEUTRAL		1- 1		0- 0		3- 2	
<hr/>											
9- 6	0- 0	0- 0		NON-CONFERENCE		2- 1		1- 2		6- 3	
4- 0	0- 0	0- 0		HOME		1- 0		1- 0		2- 0	
1- 3	0- 0	0- 0		AWAY		0- 0		0- 2		1- 1	
4- 3	0- 0	0- 0		NEUTRAL		1- 1		0- 0		3- 2	
<hr/>											
12- 4	0- 0	0- 0		CONFERENCE		4- 4		0- 0		8- 0	
6- 2	0- 0	0- 0		HOME		2- 2		0- 0		4- 0	
6- 2	0- 0	0- 0		AWAY		2- 2		0- 0		4- 0	
0- 0	0- 0	0- 0		NEUTRAL		0- 0		0- 0		0- 0	
<hr/>											
RPI S	Opponent	Score	RPI S	Opponent	Score	RPI S	Opponent	Score	RPI S	Opponent	Score
						63 A	James Madison	2 3	104 A	Maryland	0 3
						63 H	James Madison	1 3	142 H	Princeton	3 1
						66 A	UNCW	3 2	146 A	Seton Hall	2 3
						66 H	UNCW	0 3	168 A	Wake Forest	2 3
						74 A	Towson	0 3	174 N	VCU	0 3
						74 H	Towson	3 2	175 A	Delaware	3 0
						88 H	FGCU	3 2	175 H	Delaware	3 0
						90 N	Temple	1 3	179 N	Duquesne	3 1
						96 A	Col. of Charleston	3 2	200 H	Siena	3 1
						96 H	Col. of Charleston	3 0	205 N	Notre Dame	2 3
						98 N	Kent St.	3 1	207 N	Georgia	3 0
									237 A	Stony Brook	3 0
									246 A	William & Mary	3 1
									246 H	William & Mary	3 0
									259 A	Elon	3 2
									259 H	Elon	3 2
									270 A	Northeastern	3 2
									270 H	Northeastern	3 0
									288 N	Morgan St.	3 0
									317 H	Hartford	3 0
			LAST 10 GAMES								
			246 A	William & Mary	3 1	270 H	Northeastern	3 0			
			259 A	Elon	3 2	96 H	Col. of Charleston	3 0			
			175 H	Delaware	3 0	66 H	UNCW	0 3			
			63 H	James Madison	1 3	175 A	Delaware	3 0			
			74 H	Towson	3 2	63 A	James Madison	2 3			

Non-Div. I Games:

Hofstra

Average RPI Win:	166	WON-LOST RECORD	WINNING PCT. RANK	LAST 10 GAMES	STRENGTH OF SCHEDULE	OPP. STRENGTH OF SCHEDULE	TEAM RPI	ADJ RPI	CONF. RPI	ADJ CONF. RPI	
DIV. I ONLY	15- 13	.53571	146	3- 7	85	66	105	.54653	107	6	6
DIV. I NON-CONF.	9- 3	.75	60	0- 0	123	121	63	.57976	65	6	6
<hr/>											
TOTALS	RPI 1-25	RPI 26-50		W-L RECORDS	RPI 51-100		RPI 101-150		RPI 150+		
15- 13	0- 4	1- 2		OVERALL	1- 5		3- 2		10- 0		
8- 5	0- 2	1- 1		HOME	0- 1		2- 1		5- 0		
4- 7	0- 2	0- 0		AWAY	1- 4		0- 1		3- 0		
3- 1	0- 0	0- 1		NEUTRAL	0- 0		1- 0		2- 0		
<hr/>											
9- 3	0- 0	0- 1		NON-CONFERENCE	1- 2		2- 0		6- 0		
5- 1	0- 0	0- 0		HOME	0- 1		1- 0		4- 0		
1- 1	0- 0	0- 0		AWAY	1- 1		0- 0		0- 0		
3- 1	0- 0	0- 1		NEUTRAL	0- 0		1- 0		2- 0		
<hr/>											
6- 10	0- 4	1- 1		CONFERENCE	0- 3		1- 2		4- 0		
3- 4	0- 2	1- 1		HOME	0- 0		1- 1		1- 0		
3- 6	0- 2	0- 0		AWAY	0- 3		0- 1		3- 0		
0- 0	0- 0	0- 0		NEUTRAL	0- 0		0- 0		0- 0		
<hr/>											
RPI S	Opponent	Score	RPI S	Opponent	Score	RPI S	Opponent	Score	RPI S	Opponent	Score
13 A	Louisville	0 3	35 H	Miami (FL)	2 3	51 A	Virginia	1 3	110 H	Georgia Tech	1 3
23 A	North Carolina	0 3	40 H	Pittsburgh	3 1	55 A	Michigan St.	3 1	122 N	Miami (OH)	3 1
23 H	North Carolina	1 3	41 N	Northern Ariz.	2 3	60 A	Syracuse	2 3	137 H	ETSU	3 0
24 H	Florida St.	0 3				77 H	Chattanooga	2 3	145 A	North Carolina St.	0 3
						91 A	Indiana	0 3	145 H	North Carolina St.	3 1
						93 A	Duke	1 3	152 N	Butler	3 1
									163 H	Liberty	3 1
									166 A	Boston College	3 0
									168 A	Wake Forest	3 1
									186 H	LIU Brooklyn	3 0
									205 A	Notre Dame	3 0
									206 H	Clemson	3 0
									233 H	Middle Tenn.	3 0
									255 N	Bowling Green	3 1
									259 H	Elon	3 0
<hr/>											
LAST 10 GAMES											
23 A North Carolina		0 3	35 H Miami (FL)		2 3	93 A Duke		1 3			
145 A North Carolina St.		0 3	168 A Wake Forest		3 1	110 H Georgia Tech		1 3			
13 A Louisville		0 3	205 A Notre Dame		3 0	206 H Clemson		3 0			
205 A Notre Dame		3 0	24 H Florida St.		0 3						

Non-Div. I Games:

Virginia Tech

N
e
w
M
e
x
i
c
o

New Mexico					Through Games Of Though Nov. 15, 2015															
Average RPI Win:		179	WON-LOST RECORD		WINNING PCT. RANK		LAST 10 GAMES		STRENGTH OF SCHEDULE		OPP. STRENGTH OF SCHEDULE		TEAM RPI		ADJ RPI		CONF. RPI		ADJ CONF. RPI	
DIV. I ONLY			15- 13		.53571 146		6- 4		66		108		107		.54608 108		10		10	
DIV. I NON-CONF.			7- 6		.53846 152		0- 0		55		83		90		.55868 88		10		10	
TOTALS		RPI 1-25		RPI 26-50		W-L RECORDS		RPI 51-100		RPI 101-150		RPI 150+								
15- 13		0- 2		1- 4		OVERALL		1- 2		1- 3		12- 2								
9- 5		0- 1		1- 2		HOME		0- 0		0- 2		8- 0								
3- 7		0- 1		0- 2		AWAY		0- 1		0- 1		3- 2								
3- 1		0- 0		0- 0		NEUTRAL		1- 1		1- 0		1- 0								
7- 6		0- 2		1- 0		NON-CONFERENCE		1- 2		1- 1		4- 1								
4- 2		0- 1		1- 0		HOME		0- 0		0- 1		3- 0								
0- 3		0- 1		0- 0		AWAY		0- 1		0- 0		0- 1								
3- 1		0- 0		0- 0		NEUTRAL		1- 1		1- 0		1- 0								
8- 7		0- 0		0- 4		CONFERENCE		0- 0		0- 2		8- 1								
5- 3		0- 0		0- 2		HOME		0- 0		0- 1		5- 0								
3- 4		0- 0		0- 2		AWAY		0- 0		0- 1		3- 1								
0- 0		0- 0		0- 0		NEUTRAL		0- 0		0- 0		0- 0								
RPI	S	Opponent		Score		RPI	S	Opponent		Score		RPI	S	Opponent		Score				
3	A	Southern California		0 3		28	A	Colorado St.		0 3		56	N	Idaho St.		3 2				
25	H	SMU		2 3		28	H	Colorado St.		0 3		67	N	Pepperdine		1 3				
						36	H	Santa Clara		3 0		69	A	New Mexico St.		1 3				
						49	A	Wyoming		0 3										
						49	H	Wyoming		2 3										

Average RPI Win:	209	WON-LOST RECORD	WINNING PCT. RANK	LAST 10 GAMES	STRENGTH OF SCHEDULE	OPP. STRENGTH OF SCHEDULE	TEAM RPI	ADJ RPI	CONF. RPI	ADJ CONF. RPI		
DIV. I ONLY		20- 10	.66667	87	7- 3	167	113	109	.54463	109	17	17
DIV. I NON-CONF.		11- 5	.6875	95	1- 0	184	90	99	.54832	100	18	18
<hr/>												
TOTALS	RPI 1-25	RPI 26-50		W-L RECORDS		RPI 51-100		RPI 101-150		RPI 150+		
20- 10	0- 0	0- 4		OVERALL		1- 5		4- 0		15- 1		
9- 4	0- 0	0- 1		HOME		1- 3		2- 0		6- 0		
7- 4	0- 0	0- 3		AWAY		0- 1		0- 0		7- 0		
4- 2	0- 0	0- 0		NEUTRAL		0- 1		2- 0		2- 1		
<hr/>												
11- 5	0- 0	0- 2		NON-CONFERENCE		1- 2		4- 0		6- 1		
5- 1	0- 0	0- 0		HOME		1- 1		2- 0		2- 0		
2- 2	0- 0	0- 2		AWAY		0- 0		0- 0		2- 0		
4- 2	0- 0	0- 0		NEUTRAL		0- 1		2- 0		2- 1		
<hr/>												
9- 5	0- 0	0- 2		CONFERENCE		0- 3		0- 0		9- 0		
4- 3	0- 0	0- 1		HOME		0- 2		0- 0		4- 0		
5- 2	0- 0	0- 1		AWAY		0- 1		0- 0		5- 0		
0- 0	0- 0	0- 0		NEUTRAL		0- 0		0- 0		0- 0		
<hr/>												
RPI	S	Opponent	Score	RPI	S	Opponent	Score	RPI	S	Opponent	Score	
29	A	Dayton	2 3	53	H	Oregon	2 3	104	N	Maryland	3 1	
29	H	Dayton	0 3	70	A	Saint Louis	0 3	142	H	Princeton	3 1	
37	A	Michigan	1 3	70	H	Saint Louis	2 3	147	H	UC Davis	3 2	
40	A	Pittsburgh	1 3	80	H	American	3 2	150	N	Lehigh	3 0	
				92	N	Oakland	2 3	158	N	Texas Tech	1 3	
				99	H	Rhode Island	2 3	174	A	VCU	3 2	
								179	A	Duquesne	3 0	
								179	H	Duquesne	3 0	
								181	N	West Virginia	3 0	
								221	H	Radford	3 1	
								225	A	George Mason	3 0	
								225	H	George Mason	3 1	
								226	A	Georgetown	3 0	
								241	A	Davidson	3 0	
								255	N	Bowling Green	3 0	
								264	A	Navy	3 0	
								283	H	Fordham	3 0	
								297	A	La Salle	3 0	
								297	H	La Salle	3 0	
								307	H	Loyola Maryland	3 1	
<hr/>												
LAST 10 GAMES												
297	H	La Salle	3 0	283	H	Fordham	3 0					
179	H	Duquesne	3 0	99	H	Rhode Island	2 3					
70	A	Saint Louis	0 3	80	H	American	3 2					
29	A	Dayton	2 3	179	A	Duquesne	3 0					
225	A	George Mason	3 0	297	A	La Salle	3 0					

Non-Div. I Games:

George Washington

Average RPI Win:	183	WON-LOST RECORD	WINNING PCT. RANK	LAST 10 GAMES	STRENGTH OF SCHEDULE	OPP. STRENGTH OF SCHEDULE	TEAM RPI	ADJ RPI	CONF. RPI	ADJ CONF. RPI		
DIV. I ONLY		17- 11	.60714	109	5- 5	141	65	110	.54344	110	6	6
DIV. I NON-CONF.		9- 3	.75	60	0- 0	195	123	89	.55789	90	6	6
<hr/>												
TOTALS	RPI 1-25	RPI 26-50		W-L RECORDS		RPI 51-100		RPI 101-150		RPI 150+		
17- 11	0- 4	0- 2		OVERALL		2- 3		3- 1		12- 1		
9- 4	0- 2	0- 0		HOME		2- 1		1- 0		6- 1		
4- 7	0- 2	0- 2		AWAY		0- 2		1- 1		3- 0		
4- 0	0- 0	0- 0		NEUTRAL		0- 0		1- 0		3- 0		
9- 3	0- 1	0- 0		NON-CONFERENCE		1- 1		1- 1		7- 0		
4- 1	0- 0	0- 0		HOME		1- 1		0- 0		3- 0		
1- 2	0- 1	0- 0		AWAY		0- 0		0- 1		1- 0		
4- 0	0- 0	0- 0		NEUTRAL		0- 0		1- 0		3- 0		
8- 8	0- 3	0- 2		CONFERENCE		1- 2		2- 0		5- 1		
5- 3	0- 2	0- 0		HOME		1- 0		1- 0		3- 1		
3- 5	0- 1	0- 2		AWAY		0- 2		1- 0		2- 0		
0- 0	0- 0	0- 0		NEUTRAL		0- 0		0- 0		0- 0		
RPI S	Opponent	Score	RPI S	Opponent	Score	RPI S	Opponent	Score	RPI S	Opponent	Score	
9 A	Nebraska	0 3	35 A	Miami (FL)	1 3	51 A	Virginia	0 3	107 A	Virginia Tech	3 1	
13 H	Louisville	0 3	40 A	Pittsburgh	2 3	60 A	Syracuse	2 3	113 A	Kennesaw St.	1 3	
23 H	North Carolina	1 3				79 H	Auburn	3 1	145 H	North Carolina St.	3 0	
24 A	Florida St.	0 3				83 H	Coastal Caro.	2 3	147 N	UC Davis	3 2	
						93 H	Duke	3 0	166 A	Boston College	3 1	
									166 H	Boston College	3 2	
									168 H	Wake Forest	3 2	
									170 N	South Fla.	3 1	
									200 H	Siena	3 0	
									205 H	Notre Dame	3 0	
									206 A	Clemson	3 0	
									206 H	Clemson	1 3	
									207 A	Georgia	3 0	
									232 N	Ga. Southern	3 0	
									247 N	Mercer	3 0	
									268 H	UT Martin	3 0	
									303 H	Citadel	3 0	
			LAST 10 GAMES									
			51 A	Virginia	0 3	60 A	Syracuse	2 3				
			206 H	Clemson	1 3	145 H	North Carolina St.	3 0				
			168 H	Wake Forest	3 2	23 H	North Carolina	1 3				
			93 H	Duke	3 0	107 A	Virginia Tech	3 1				
			166 A	Boston College	3 1	40 A	Pittsburgh	2 3				

Non-Div. I Games:

Georgia Tech

Average RPI Win:	200	WON-LOST	WINNING	LAST 10	STRENGTH OF	OPP. STRENGTH	TEAM	ADJ	CONF.	ADJ CONF.	
Average RPI Loss:	81	RECORD	PCT. RANK	GAMES	SCHEDULE	OF SCHEDULE	RPI	RPI	RPI	RPI	
DIV. I ONLY	19- 10	.65517	92	3- 7	177	114	115	.54241	111	7	7
DIV. I NON-CONF.	11- 2	.84615	28	0- 0	278	192	112	.54117	114	8	8
<hr/>											
TOTALS	RPI 1-25	RPI 26-50		W-L RECORDS		RPI 51-100		RPI 101-150		RPI 150+	
19- 10	0- 0	2- 5		OVERALL		1- 2		4- 1		12- 2	
5- 7	0- 0	0- 4		HOME		1- 1		1- 0		3- 2	
7- 3	0- 0	2- 1		AWAY		0- 1		1- 1		4- 0	
7- 0	0- 0	0- 0		NEUTRAL		0- 0		2- 0		5- 0	
<hr/>											
11- 2	0- 0	0- 1		NON-CONFERENCE		0- 0		3- 0		8- 1	
1- 2	0- 0	0- 1		HOME		0- 0		0- 0		1- 1	
3- 0	0- 0	0- 0		AWAY		0- 0		1- 0		2- 0	
7- 0	0- 0	0- 0		NEUTRAL		0- 0		2- 0		5- 0	
<hr/>											
8- 8	0- 0	2- 4		CONFERENCE		1- 2		1- 1		4- 1	
4- 5	0- 0	0- 3		HOME		1- 1		1- 0		2- 1	
4- 3	0- 0	2- 1		AWAY		0- 1		0- 1		2- 0	
0- 0	0- 0	0- 0		NEUTRAL		0- 0		0- 0		0- 0	
<hr/>											
RPI S	Opponent	Score	RPI S	Opponent	Score	RPI S	Opponent	Score	RPI S	Opponent	Score
			30 A	Wichita St.	2 3	52 H	UNI	0 3	113 N	Kennesaw St.	3 0
			30 H	Wichita St.	2 3	64 A	Illinois St.	1 3	127 A	Valparaiso	3 0
			39 H	Northwestern	0 3	64 H	Illinois St.	3 0	140 A	Indiana St.	2 3
			42 A	Southern Ill.	3 1				140 H	Indiana St.	3 1
			42 H	Southern Ill.	2 3				146 N	Seton Hall	3 1
			43 A	Missouri St.	3 1				154 H	New Hampshire	3 1
			43 H	Missouri St.	2 3				168 H	Wake Forest	0 3
									204 H	Drake	1 3
									227 N	Wright St.	3 0
									255 A	Bowling Green	3 1
									259 N	Elon	3 1
									267 A	Evansville	3 0
									267 H	Evansville	3 1
									269 N	Binghamton	3 0
									271 A	Bradley	3 0
									271 H	Bradley	3 0
									277 N	IPFW	3 0
									286 A	Cornell	3 0
									331 N	Savannah St.	3 0
			LAST 10 GAMES								
			43 H	Missouri St.	2 3	42 H	Southern Ill.	2 3			
			30 H	Wichita St.	2 3	271 H	Bradley	3 0			
			64 A	Illinois St.	1 3	52 H	UNI	0 3			
			140 A	Indiana St.	2 3	30 A	Wichita St.	2 3			
			267 H	Evansville	3 1	43 A	Missouri St.	3 1			

Non-Div. I Games:

Loyola Chicago

I
U
P
U
I

IUPUI				Through Games Of Though Nov. 15, 2015											
Average RPI Win: 199		WON-LOST RECORD	WINNING PCT. RANK		LAST 10 GAMES	STRENGTH OF SCHEDULE		OPP. STRENGTH OF SCHEDULE		TEAM RPI	ADJ RPI		CONF. RPI	ADJ CONF. RPI	
Average RPI Loss: 103															
DIV. I ONLY		21- 9	.7	62	7- 3	218		131		111	.54195	112	21	21	
DIV. I NON-CONF.		9- 5	.64286	112	0- 0	141		43		94	.55267	94	20	20	
TOTALS		RPI 1-25		RPI 26-50		W-L RECORDS		RPI 51-100		RPI 101-150		RPI 150+			
21- 9	0- 1			1- 1	OVERALL		1- 3				4- 1	15- 3			
11- 1	0- 0			0- 0	HOME		1- 0				1- 0	9- 1			
5- 7	0- 1			0- 1	AWAY		0- 2				1- 1	4- 2			
5- 1	0- 0			1- 0	NEUTRAL		0- 1				2- 0	2- 0			
9- 5	0- 1			1- 1	NON-CONFERENCE		0- 2				3- 0	5- 1			
3- 1	0- 0			0- 0	HOME		0- 0				0- 0	3- 1			
1- 3	0- 1			0- 1	AWAY		0- 1				1- 0	0- 0			
5- 1	0- 0			1- 0	NEUTRAL		0- 1				2- 0	2- 0			
12- 4	0- 0			0- 0	CONFERENCE		1- 1				1- 1	10- 2			
8- 0	0- 0			0- 0	HOME		1- 0				1- 0	6- 0			
4- 4	0- 0			0- 0	AWAY		0- 1				0- 1	4- 2			
0- 0	0- 0			0- 0	NEUTRAL		0- 0				0- 0	0- 0			
RPI S	Opponent	Score		RPI S	Opponent	Score		RPI S	Opponent	Score		RPI S	Opponent	Score	
15 A	Kentucky	0	3	30 N	Wichita St.	3	1	55 N	Michigan St.	0	3	117 A	North Dakota St.	0	3
				34 A	Marquette	1	3	64 A	Illinois St.	0	3	117 H	North Dakota St.	3	1
								87 A	Denver	0	3	128 N	Little Rock	3	1
								87 H	Denver	3	2	138 N	Albany (NY)	3	1
												140 A	Indiana St.	3	2
												173 A	Oral Roberts	1	3
												173 H	Oral Roberts	3	2
												178 A	Omaha	3	0
												178 H	Omaha	3	1
												181 H	West Virginia	3	2
												187 H	Eastern Mich.	0	3
												191 H	Ball St.	3	0
												194 A	South Dakota	1	3
												194 H	South Dakota	3	2
												209 H	Charlotte	3	1
												224 N	Youngstown St.	3	0
												274 A	South Dakota St.	3	0
												274 H	South Dakota St.	3	0
												277 A	IPFW	3	2
												277 H	IPFW	3	0
												284 N	Toledo	3	0
												312 A	Western Ill.	3	0
												312 H	Western Ill.	3	1
				LAST 10 GAMES											
				178 H	Omaha	3	1	274 A	South Dakota St.	3	0				
				194 H	South Dakota	3	2	277 A	IPFW	3	2				
				117 A	North Dakota St.	0	3	312 H	Western Ill.	3	1				
				87 A	Denver	0	3	178 A	Omaha	3	0				
				173 H	Oral Roberts	3	2	194 A	South Dakota	1	3				

I
U
P
U
I

Non-Div. I Games:

IUPUI

Average RPI Win:	217	WON-LOST	WINNING	LAST 10	STRENGTH OF	OPP. STRENGTH	TEAM	ADJ	CONF.	ADJ CONF.		
Average RPI Loss:	119	RECORD	PCT. RANK	GAMES	SCHEDULE	OF SCHEDULE	RPI	RPI	RPI	RPI		
DIV. I ONLY		17- 8	.68	77	7- 3	164	225	112	.54048	113	13	14
DIV. I NON-CONF.		8- 3	.72727	72	0- 0	212	289	125	.52956	124	17	17
<hr/>												
TOTALS	RPI 1-25	RPI 26-50		W-L RECORDS		RPI 51-100		RPI 101-150		RPI 150+		
17- 8	0- 0	0- 0		OVERALL		2- 3		3- 4		12- 1		
9- 3	0- 0	0- 0		HOME		1- 2		2- 1		6- 0		
5- 4	0- 0	0- 0		AWAY		1- 1		1- 2		3- 1		
3- 1	0- 0	0- 0		NEUTRAL		0- 0		0- 1		3- 0		
<hr/>												
8- 3	0- 0	0- 0		NON-CONFERENCE		0- 1		1- 2		7- 0		
4- 1	0- 0	0- 0		HOME		0- 1		1- 0		3- 0		
1- 1	0- 0	0- 0		AWAY		0- 0		0- 1		1- 0		
3- 1	0- 0	0- 0		NEUTRAL		0- 0		0- 1		3- 0		
<hr/>												
9- 5	0- 0	0- 0		CONFERENCE		2- 2		2- 2		5- 1		
5- 2	0- 0	0- 0		HOME		1- 1		1- 1		3- 0		
4- 3	0- 0	0- 0		AWAY		1- 1		1- 1		2- 1		
0- 0	0- 0	0- 0		NEUTRAL		0- 0		0- 0		0- 0		
<hr/>												
RPI S	Opponent	Score	RPI S	Opponent	Score	RPI S	Opponent	Score	RPI S	Opponent	Score	
						58 A	Lipscomb	3 2	110 H	Georgia Tech	3 1	
						58 H	Lipscomb	2 3	111 N	Loyola Chicago	0 3	
						77 H	Chattanooga	0 3	127 A	Valparaiso	0 3	
						88 A	FGCU	2 3	133 A	North Florida	0 3	
						88 H	FGCU	3 1	133 H	North Florida	3 1	
									141 A	Jacksonville	3 0	
									141 H	Jacksonville	0 3	
									213 A	USC Upstate	3 2	
									213 H	USC Upstate	3 2	
									216 A	Stetson	1 3	
									216 H	Stetson	3 0	
									232 N	Ga. Southern	3 2	
									247 N	Mercer	3 0	
									259 N	Elon	3 0	
									266 A	Georgia St.	3 2	
									294 H	Jacksonville St.	3 0	
									298 H	Alabama St.	3 0	
									299 A	NJIT	3 0	
									299 H	NJIT	3 0	
									331 H	Savannah St.	3 0	
			LAST 10 GAMES									
			141 A	Jacksonville	3 0	299 H	NJIT	3 0				
			133 A	North Florida	0 3	213 A	USC Upstate	3 2				
			88 H	FGCU	3 1	58 A	Lipscomb	3 2				
			216 H	Stetson	3 0	299 A	NJIT	3 0				
			58 H	Lipscomb	2 3	216 A	Stetson	1 3				

Non-Div. I Games:

Kennesaw St.

Average RPI Win:	181	WON-LOST RECORD	WINNING PCT. RANK	LAST 10 GAMES	STRENGTH OF SCHEDULE	OPP. STRENGTH OF SCHEDULE	TEAM RPI	ADJ RPI	CONF. RPI	ADJ CONF. RPI		
DIV. I ONLY		16- 12	.57143	130	1- 9	115	67	113	.54015	114	4	4
DIV. I NON-CONF.		13- 0	1	1	0- 0	262	174	52	.59138	52	5	5
<hr/>												
TOTALS	RPI 1-25	RPI 26-50		W-L RECORDS		RPI 51-100		RPI 101-150		RPI 150+		
16- 12	0- 1	0- 5		OVERALL		3- 6		4- 0		9- 0		
9- 6	0- 1	0- 3		HOME		3- 2		3- 0		3- 0		
2- 6	0- 0	0- 2		AWAY		0- 4		1- 0		1- 0		
5- 0	0- 0	0- 0		NEUTRAL		0- 0		0- 0		5- 0		
<hr/>												
13- 0	0- 0	0- 0		NON-CONFERENCE		1- 0		4- 0		8- 0		
6- 0	0- 0	0- 0		HOME		1- 0		3- 0		2- 0		
2- 0	0- 0	0- 0		AWAY		0- 0		1- 0		1- 0		
5- 0	0- 0	0- 0		NEUTRAL		0- 0		0- 0		5- 0		
<hr/>												
3- 12	0- 1	0- 5		CONFERENCE		2- 6		0- 0		1- 0		
3- 6	0- 1	0- 3		HOME		2- 2		0- 0		1- 0		
0- 6	0- 0	0- 2		AWAY		0- 4		0- 0		0- 0		
0- 0	0- 0	0- 0		NEUTRAL		0- 0		0- 0		0- 0		
<hr/>												
RPI S	Opponent	Score	RPI S	Opponent	Score	RPI S	Opponent	Score	RPI S	Opponent	Score	
17 H	BYU	1 3	26 A	Loyola Marymount	0 3	67 A	Pepperdine	1 3	117 H	North Dakota St.	3 1	
			26 H	Loyola Marymount	0 3	67 H	Pepperdine	1 3	120 A	St. John's (NY)	3 0	
			31 H	San Diego	0 3	68 A	Pacific	2 3	139 H	CSU Bakersfield	3 1	
			36 A	Santa Clara	0 3	68 H	Pacific	0 3	148 H	San Diego St.	3 0	
			36 H	Santa Clara	0 3	81 A	Gonzaga	0 3	156 H	Yale	3 0	
						81 H	Gonzaga	3 2	171 H	St. Mary's (CA)	3 0	
						87 H	Denver	3 1	190 N	Southern Utah	3 1	
						94 A	Portland	2 3	225 N	George Mason	3 0	
						94 H	Portland	3 0	233 N	Middle Tenn.	3 0	
									249 A	Utah St.	3 0	
									286 N	Cornell	3 1	
									301 N	Central Conn. St.	3 0	
									302 H	Cal St. Fullerton	3 0	
<hr/>												
LAST 10 GAMES												
26 H	Loyola Marymount	0 3	68 H	Pacific	0 3							
67 H	Pepperdine	1 3	171 H	St. Mary's (CA)	3 0							
36 A	Santa Clara	0 3	67 A	Pepperdine	1 3							
81 A	Gonzaga	0 3	26 A	Loyola Marymount	0 3							
94 A	Portland	2 3	36 H	Santa Clara	0 3							

Non-Div. I Games:

San Francisco

Average RPI Win: 174		WON-LOST RECORD		WINNING PCT. RANK		LAST 10 GAMES		STRENGTH OF SCHEDULE		OPP. STRENGTH OF SCHEDULE		TEAM RPI		ADJ RPI		CONF. RPI		ADJ CONF. RPI					
DIV. I ONLY		13- 15		.46429 190		5- 5		40		112		114		.5397 115		9		9					
DIV. I NON-CONF.		5- 7		.41667 204		0- 0		27		88		97		.54854 98		11		11					
TOTALS		RPI 1-25		RPI 26-50		W-L RECORDS		RPI 51-100		RPI 101-150		RPI 150+											
13- 15		0- 4		0- 2		OVERALL		2- 4		4- 3		7- 2											
4- 9		0- 2		0- 1		HOME		0- 3		1- 2		3- 1											
7- 4		0- 2		0- 0		AWAY		1- 1		3- 0		3- 1											
2- 2		0- 0		0- 1		NEUTRAL		1- 0		0- 1		1- 0											
5- 7		0- 2		0- 2		NON-CONFERENCE		2- 1		0- 1		3- 1											
1- 4		0- 1		0- 1		HOME		0- 1		0- 0		1- 1											
2- 1		0- 1		0- 0		AWAY		1- 0		0- 0		1- 0											
2- 2		0- 0		0- 1		NEUTRAL		1- 0		0- 1		1- 0											
8- 8		0- 2		0- 0		CONFERENCE		0- 3		4- 2		4- 1											
3- 5		0- 1		0- 0		HOME		0- 2		1- 2		2- 0											
5- 3		0- 1		0- 0		AWAY		0- 1		3- 0		2- 1											
0- 0		0- 0		0- 0		NEUTRAL		0- 0		0- 0		0- 0											
RPI	S	Opponent		Score		RPI	S	Opponent		Score		RPI	S	Opponent		Score							
9	A	Nebraska		0	3	40	N	Pittsburgh		0	3	82	A	Alabama		3	2	118	A	UCF	3	1	
18	H	Arkansas St.		0	3	42	H	Southern Ill.		1	3	86	A	Cincinnati		2	3	123	N	Southern Miss.	1	3	
25	A	SMU		1	3							86	H	Cincinnati		2	3	124	H	UConn	3	2	
25	H	SMU		0	3							89	H	North Texas		0	3	129	A	Memphis	3	1	
												90	H	Temple		1	3	129	H	Memphis	0	3	
												96	N	Col. of Charleston		3	2	136	A	Houston	3	2	
																		136	H	Houston	0	3	
																		164	H	Stephen F. Austin	2	3	
																		170	A	South Fla.	3	1	
																		173	A	Oral Roberts	3	0	
																		202	H	Houston Baptist	3	1	
																		240	A	Tulane	2	3	
																		240	H	Tulane	3	2	
																		257	A	East Carolina	3	0	
																		257	H	East Carolina	3	2	
																		282	N	Grand Canyon	3	1	
						LAST 10 GAMES																	
						240	H	Tulane		3	2	25	H	SMU		0	3						
						136	H	Houston		0	3	86	H	Cincinnati		2	3						
						129	A	Memphis		3	1	129	H	Memphis		0	3						
						86	A	Cincinnati		2	3	118	A	UCF		3	1						
						257	A	East Carolina		3	0	170	A	South Fla.		3	1						

Non-Div. I Games:

Tulsa

Average RPI Win:	217	WON-LOST	WINNING	LAST 10	STRENGTH OF	OPP. STRENGTH	TEAM	ADJ	CONF.	ADJ CONF.		
Average RPI Loss:	100	RECORD	PCT. RANK	GAMES	SCHEDULE	OF SCHEDULE	RPI	RPI	RPI	RPI		
DIV. I ONLY	19- 9	.67857	80	6- 4	189	179	116	.53911	116	15	15	
DIV. I NON-CONF.	9- 3	.75	60	0- 0	136	189	79	.5676	80	16	16	
<hr/>												
TOTALS	RPI 1-25	RPI 26-50		W-L RECORDS		RPI 51-100		RPI 101-150		RPI 150+		
19- 9	0- 1	1- 1		OVERALL		1- 3		1- 3		16- 1		
10- 3	0- 0	0- 0		HOME		1- 1		1- 1		8- 1		
5- 6	0- 1	0- 1		AWAY		0- 2		0- 2		5- 0		
4- 0	0- 0	1- 0		NEUTRAL		0- 0		0- 0		3- 0		
<hr/>												
9- 3	0- 0	1- 1		NON-CONFERENCE		1- 2		0- 0		7- 0		
4- 1	0- 0	0- 0		HOME		1- 1		0- 0		3- 0		
1- 2	0- 0	0- 1		AWAY		0- 1		0- 0		1- 0		
4- 0	0- 0	1- 0		NEUTRAL		0- 0		0- 0		3- 0		
<hr/>												
10- 6	0- 1	0- 0		CONFERENCE		0- 1		1- 3		9- 1		
6- 2	0- 0	0- 0		HOME		0- 0		1- 1		5- 1		
4- 4	0- 1	0- 0		AWAY		0- 1		0- 2		4- 0		
0- 0	0- 0	0- 0		NEUTRAL		0- 0		0- 0		0- 0		
<hr/>												
RPI S	Opponent	Score	RPI S	Opponent	Score	RPI S	Opponent	Score	RPI S	Opponent	Score	
18 A	Arkansas St.	1 3	44 N	Villanova	3 1	76 H	A&M-Corpus Christi	2 3	103 A	Texas St.	2 3	
			46 A	Arkansas	0 3	84 A	Appalachian St.	0 3	103 H	Texas St.	1 3	
						87 A	Denver	2 3	128 A	Little Rock	2 3	
						89 H	North Texas	3 0	128 H	Little Rock	3 1	
									160 H	South Ala.	3 0	
									173 A	Oral Roberts	3 1	
									177 H	Troy	3 2	
									203 N	Air Force	3 0	
									214 H	Campbell	3 0	
									230 H	Abilene Christian	3 0	
									232 A	Ga. Southern	3 0	
									232 H	Ga. Southern	3 1	
									251 A	La.-Monroe	3 0	
									251 H	La.-Monroe	1 3	
									265 N	Southeast Mo. St.	3 0	
									266 A	Georgia St.	3 2	
									266 H	Georgia St.	3 1	
									275 N	Northwestern St.	3 1	
									290 A	La.-Lafayette	3 0	
									290 H	La.-Lafayette	3 0	
									332 H	Grambling	3 0	
<hr/>												
			LAST 10 GAMES									
			160 H South Ala.			3 0			232 A Ga. Southern			3 0
			251 A La.-Monroe			3 0			266 A Georgia St.			3 2
			290 A La.-Lafayette			3 0			103 H Texas St.			1 3
			251 H La.-Monroe			1 3			84 A Appalachian St.			0 3
			177 H Troy			3 2			103 A Texas St.			2 3

Non-Div. I Games:

Texas-Arlington

Average RPI Win:	198	WON-LOST	WINNING	LAST 10	STRENGTH OF	OPP. STRENGTH	TEAM	ADJ	CONF.	ADJ CONF.			
Average RPI Loss:	114	RECORD	PCT. RANK	GAMES	SCHEDULE	OF SCHEDULE	RPI	RPI	RPI	RPI			
DIV. I ONLY	19- 11	.63333	99	7- 3	150	168	117	.53663	117	21	21		
DIV. I NON-CONF.	9- 5	.64286	112	0- 1	63	89	62	.57991	64	20	20		
<hr/>													
TOTALS	RPI 1-25	RPI 26-50		W-L RECORDS	RPI 51-100		RPI 101-150		RPI 150+				
19- 11	0- 2	0- 0		OVERALL	3- 2		3- 3		13- 4				
8- 3	0- 0	0- 0		HOME	1- 1		1- 0		6- 2				
5- 8	0- 2	0- 0		AWAY	1- 1		0- 3		4- 2				
6- 0	0- 0	0- 0		NEUTRAL	1- 0		2- 0		3- 0				
<hr/>													
9- 5	0- 2	0- 0		NON-CONFERENCE	2- 1		2- 2		5- 0				
2- 1	0- 0	0- 0		HOME	0- 1		0- 0		2- 0				
1- 4	0- 2	0- 0		AWAY	1- 0		0- 2		0- 0				
6- 0	0- 0	0- 0		NEUTRAL	1- 0		2- 0		3- 0				
<hr/>													
10- 6	0- 0	0- 0		CONFERENCE	1- 1		1- 1		8- 4				
6- 2	0- 0	0- 0		HOME	1- 0		1- 0		4- 2				
4- 4	0- 0	0- 0		AWAY	0- 1		0- 1		4- 2				
0- 0	0- 0	0- 0		NEUTRAL	0- 0		0- 0		0- 0				
<hr/>													
RPI S	Opponent	Score		RPI S	Opponent	Score		RPI S	Opponent	Score			
1 A	Minnesota	0	3			70 A	Saint Louis	3	1	112 A	IUPUI	1	3
16 A	Missouri	2	3			74 H	Towson	1	3	112 H	IUPUI	3	0
						87 A	Denver	0	3	114 A	San Francisco	1	3
						87 H	Denver	3	2	118 N	UCF	3	1
						89 N	North Texas	3	2	131 A	North Dakota	0	3
										132 N	UC Irvine	3	2
										156 N	Yale	3	1
										169 H	Milwaukee	3	2
										173 A	Oral Roberts	3	0
										173 H	Oral Roberts	1	3
										178 A	Omaha	1	3
										178 H	Omaha	2	3
										188 H	Utah Valley	3	0
										194 A	South Dakota	0	3
										194 H	South Dakota	3	1
										245 N	Winthrop	3	1
										274 A	South Dakota St.	3	2
										274 H	South Dakota St.	3	0
										277 A	IPFW	3	0
										277 H	IPFW	3	0
										302 N	Cal St. Fullerton	3	1
										312 A	Western Ill.	3	0
						312 H	Western Ill.	3	0				
LAST 10 GAMES													
173 A	Oral Roberts	3	0	312 A	Western Ill.	3	0						
274 A	South Dakota St.	3	2	178 A	Omaha	1	3						
112 H	IUPUI	3	0	274 H	South Dakota St.	3	0						
277 H	IPFW	3	0	87 H	Denver	3	2						
194 A	South Dakota	0	3	131 A	North Dakota	0	3						

Non-Div. I Games:

North Dakota St.

U
C
F

UCF				Through Games Of Though Nov. 15, 2015															
Average RPI Win: 165		WON-LOST RECORD		WINNING PCT. RANK		LAST 10 GAMES		STRENGTH OF SCHEDULE		OPP. STRENGTH OF SCHEDULE		TEAM RPI		ADJ RPI		CONF. RPI		ADJ CONF. RPI	
DIV. I ONLY		14- 14		.5 164		5- 5		69		117		119		.53625 118		9		9	
DIV. I NON-CONF.		6- 6		.5 162		0- 0		42		107		91		.55718 91		11		11	
TOTALS		RPI 1-25		RPI 26-50		W-L RECORDS		RPI 51-100		RPI 101-150		RPI 150+							
14- 14		0- 2		1- 1		OVERALL		0- 3		5- 6		8- 2							
5- 6		0- 1		1- 0		HOME		0- 1		2- 2		2- 2							
7- 5		0- 1		0- 1		AWAY		0- 2		2- 1		5- 0							
2- 3		0- 0		0- 0		NEUTRAL		0- 0		1- 3		1- 0							
6- 6		0- 1		1- 1		NON-CONFERENCE		0- 0		2- 3		3- 1							
2- 1		0- 0		1- 0		HOME		0- 0		1- 0		0- 1							
2- 2		0- 1		0- 1		AWAY		0- 0		0- 0		2- 0							
2- 3		0- 0		0- 0		NEUTRAL		0- 0		1- 3		1- 0							
8- 8		0- 1		0- 0		CONFERENCE		0- 3		3- 3		5- 1							
3- 5		0- 1		0- 0		HOME		0- 1		1- 2		2- 1							
5- 3		0- 0		0- 0		AWAY		0- 2		2- 1		3- 0							
0- 0		0- 0		0- 0		NEUTRAL		0- 0		0- 0		0- 0							
RPI	S	Opponent	Score		RPI	S	Opponent	Score		RPI	S	Opponent	Score						
1	A	Minnesota	0	3	35	A	Miami (FL)	1	3	86	A	Cincinnati	1	3					
25	H	SMU	2	3	42	H	Southern Ill.	3	2	90	A	Temple	0	3					
										90	H	Temple	0	3					
												115	H	Tulsa	1	3			
												117	N	North Dakota St.	1	3			
												124	A	UConn	2	3			
												124	H	UConn	3	0			
												129	A	Memphis	3	0			
												131	N	North Dakota	3	1			
												132	N	UC Irvine	2	3			
												136	A	Houston	3	0			
												136	H	Houston	2	3			
												144	H	Northern Colo.	3	0			
												149	N	Seattle	1	3			
												151	A	FIU	3	0			
												170	A	South Fla.	3	1			
												170	H	South Fla.	3	1			
												175	H	Delaware	2	3			
												178	A	Omaha	3	0			
												204	N	Drake	3	0			
												240	A	Tulane	3	0			
												240	H	Tulane	3	2			
												257	A	East Carolina	3	0			
												257	H	East Carolina	2	3			
LAST 10 GAMES																			
124 A UConn					2 3					136 A Houston					3 0				
90 A Temple					0 3					257 A East Carolina					3 0				
257 H East Carolina					2 3					170 H South Fla.					3 1				
170 A South Fla.					3 1					115 H Tulsa					1 3				
240 A Tulane					3 0					25 H SMU					2 3				

Average RPI Win: 141		WON-LOST RECORD		WINNING PCT. RANK		LAST 10 GAMES		STRENGTH OF SCHEDULE		OPP. STRENGTH OF SCHEDULE		TEAM RPI		ADJ RPI		CONF. RPI		ADJ CONF. RPI					
DIV. I ONLY		9- 16		.36 236		3- 7		25		39		122		.53602 119		5		5					
DIV. I NON-CONF.		4- 7		.36364 239		0- 0		30		26		115		.54332 109		4		4					
TOTALS		RPI 1-25		RPI 26-50		W-L RECORDS		RPI 51-100		RPI 101-150		RPI 150+											
9- 16		0- 4		0- 5		OVERALL		2- 5		3- 2		4- 0											
4- 5		0- 1		0- 3		HOME		1- 1		2- 0		1- 0											
2- 8		0- 3		0- 1		AWAY		0- 3		1- 1		1- 0											
3- 3		0- 0		0- 1		NEUTRAL		1- 1		0- 1		2- 0											
4- 7		0- 1		0- 3		NON-CONFERENCE		1- 2		1- 1		2- 0											
0- 2		0- 0		0- 2		HOME		0- 0		0- 0		0- 0											
1- 2		0- 1		0- 0		AWAY		0- 1		1- 0		0- 0											
3- 3		0- 0		0- 1		NEUTRAL		1- 1		0- 1		2- 0											
5- 9		0- 3		0- 2		CONFERENCE		1- 3		2- 1		2- 0											
4- 3		0- 1		0- 1		HOME		1- 1		2- 0		1- 0											
1- 6		0- 2		0- 1		AWAY		0- 2		0- 1		1- 0											
0- 0		0- 0		0- 0		NEUTRAL		0- 0		0- 0		0- 0											
RPI	S	Opponent		Score		RPI	S	Opponent		Score		RPI	S	Opponent		Score							
2	A	Texas		0	3	33	H	Purdue		0	3	57	A	Ohio		0	3	105	A Tennessee	0	3		
14	A	Texas A&M		0	3	35	H	Miami (FL)		1	3	65	N	Rice		2	3	105	H Tennessee	3	1		
15	A	Kentucky		1	3	37	N	Michigan		1	3	70	N	Xavier		3	1	108	A New Mexico	3	2		
16	H	Missouri		0	3	46	A	Arkansas		0	3	78	A	Ole Miss		1	3	129	H Mississippi St.	3	0		
						46	H	Arkansas		2	3	79	A	Auburn		2	3	132	N UC Irvine	1	3		
												79	H	Auburn		3	2	162	H South Carolina	3	0		
												82	H	Alabama		2	3	186	N LIU Brooklyn	3	0		
																		207	A Georgia	3	2		
																		222	N CSUN	3	0		
						LAST 10 GAMES																	
						78	A	Ole Miss		1	3	79	H	Auburn		3	2						
						46	A	Arkansas		0	3	14	A	Texas A&M		0	3						
						16	H	Missouri		0	3	82	H	Alabama		2	3						
						15	A	Kentucky		1	3	129	H	Mississippi St.		3	0						
						105	A	Tennessee		0	3	105	H	Tennessee		3	1						

Non-Div. I Games:

LSU

Average RPI Win:		212	WON-LOST RECORD		WINNING PCT. RANK		LAST 10 GAMES		STRENGTH OF SCHEDULE		OPP. STRENGTH OF SCHEDULE		TEAM RPI		ADJ RPI		CONF. RPI		ADJ CONF. RPI				
Average RPI Loss:		63																					
DIV. I ONLY			18- 13		.58065 125		5- 5		136		92		120		.53499 120		8		8				
DIV. I NON-CONF.			10- 5		.66667 99		0- 0		155		143		106		.54512 107		7		7				
TOTALS		RPI 1-25		RPI 26-50		W-L RECORDS		RPI 51-100		RPI 101-150		RPI 150+											
18- 13		0- 4		1- 2		OVERALL		1- 4		0- 2		16- 1											
9- 6		0- 1		1- 1		HOME		0- 1		0- 2		8- 1											
5- 5		0- 2		0- 1		AWAY		0- 2		0- 0		5- 0											
4- 2		0- 1		0- 0		NEUTRAL		1- 1		0- 0		3- 0											
10- 5		0- 2		0- 0		NON-CONFERENCE		1- 2		0- 1		9- 0											
5- 1		0- 0		0- 0		HOME		0- 0		0- 1		5- 0											
1- 2		0- 1		0- 0		AWAY		0- 1		0- 0		1- 0											
4- 2		0- 1		0- 0		NEUTRAL		1- 1		0- 0		3- 0											
8- 8		0- 2		1- 2		CONFERENCE		0- 2		0- 1		7- 1											
4- 5		0- 1		1- 1		HOME		0- 1		0- 1		3- 1											
4- 3		0- 1		0- 1		AWAY		0- 1		0- 0		4- 0											
0- 0		0- 0		0- 0		NEUTRAL		0- 0		0- 0		0- 0											
RPI	S	Opponent		Score		RPI	S	Opponent		Score		RPI	S	Opponent		Score		RPI	S	Opponent		Score	
4	A	Florida		0	3	34	A	Marquette		0	3	53	N	Oregon		0	3	114	H	San Francisco		0	3
8	N	Penn St.		0	3	34	H	Marquette		3	2	70	A	Xavier		2	3	146	H	Seton Hall		1	3
20	A	Creighton		0	3	44	H	Villanova		0	3	70	H	Xavier		1	3	152	A	Butler		3	2
20	H	Creighton		1	3							79	N	Auburn		3	2	152	H	Butler		1	3
												90	A	Temple		0	3	171	A	St. Mary's (CA)		3	2
																		186	H	LIU Brooklyn		3	0
																		197	A	DePaul		3	2
																		197	H	DePaul		3	2
																		210	N	Fresno St.		3	1
																		225	H	George Mason		3	0
																		226	A	Georgetown		3	0
																		226	H	Georgetown		3	1
																		250	A	Providence		3	0
																		250	H	Providence		3	0
																		261	N	Bethune-Cookman		3	0
																		264	N	Navy		3	0
																		286	H	Cornell		3	1
																		293	H	Iona		3	0
																		301	H	Central Conn. St.		3	0
						LAST 10 GAMES																	
						197	H	DePaul		3	2	20	A	Creighton		0	3						
						34	H	Marquette		3	2	226	A	Georgetown		3	0						
						250	H	Providence		3	0	34	A	Marquette		0	3						
						152	H	Butler		1	3	197	A	DePaul		3	2						
						70	H	Xavier		1	3	146	H	Seton Hall		1	3						

Non-Div. I Games:

St. John's (NY)

Average RPI Win: 235		WON-LOST RECORD	WINNING PCT. RANK		LAST 10 GAMES	STRENGTH OF SCHEDULE	OPP. STRENGTH OF SCHEDULE	TEAM RPI	ADJ RPI	CONF. RPI	ADJ CONF. RPI				
Average RPI Loss: 113															
DIV. I ONLY		21- 10	.67742	83	8- 2	173	256	118	.53493	121	19	19			
DIV. I NON-CONF.		10- 5	.66667	99	0- 0	225	287	149	.51089	149	22	22			
<hr/>															
TOTALS		RPI 1-25		RPI 26-50		W-L RECORDS		RPI 51-100		RPI 101-150		RPI 150+			
21- 10		0- 0		0- 1		OVERALL		2- 3		2- 4		17- 2			
10- 1		0- 0		0- 0		HOME		2- 0		1- 1		7- 0			
6- 7		0- 0		0- 1		AWAY		0- 2		0- 3		6- 1			
5- 2		0- 0		0- 0		NEUTRAL		0- 1		1- 0		4- 1			
10- 5		0- 0		0- 1		NON-CONFERENCE		0- 1		1- 1		9- 2			
3- 0		0- 0		0- 0		HOME		0- 0		0- 0		3- 0			
2- 3		0- 0		0- 1		AWAY		0- 0		0- 1		2- 1			
5- 2		0- 0		0- 0		NEUTRAL		0- 1		1- 0		4- 1			
11- 5		0- 0		0- 0		CONFERENCE		2- 2		1- 3		8- 0			
7- 1		0- 0		0- 0		HOME		2- 0		1- 1		4- 0			
4- 4		0- 0		0- 0		AWAY		0- 2		0- 2		4- 0			
0- 0		0- 0		0- 0		NEUTRAL		0- 0		0- 0		0- 0			
RPI	S	Opponent	Score	RPI	S	Opponent	Score	RPI	S	Opponent	Score				
				47	A	Baylor	0 3	65	N	Rice	0 3	105	A	Tennessee	0 3
								77	A	Chattanooga	1 3	133	N	North Florida	3 0
								77	H	Chattanooga	3 2	135	A	Samford	0 3
								100	A	Furman	1 3	135	H	Samford	3 0
								100	H	Furman	3 0	137	A	ETSU	0 3
												137	H	ETSU	0 3
												163	A	Liberty	0 3
												164	N	Stephen F. Austin	0 3
												172	H	High Point	3 1
												212	A	Wofford	3 1
												212	H	Wofford	3 1
												220	A	Western Caro.	3 1
												220	H	Western Caro.	3 0
												239	N	Eastern Ky.	3 2
												247	A	Mercer	3 2
												247	H	Mercer	3 0
												259	A	Elon	3 1
												280	N	Tennessee Tech	3 2
												298	H	Alabama St.	3 0
												303	A	Citadel	3 0
												303	H	Citadel	3 0
												314	N	Fairleigh Dickinson	3 0
												319	H	Norfolk St.	3 0
												320	A	N.C. A&T	3 0
												323	N	Hampton	3 0
				LAST 10 GAMES											
				100	A	Furman	1 3	247	A	Mercer	3 2				
				212	A	Wofford	3 1	135	H	Samford	3 0				
				137	H	ETSU	0 3	77	H	Chattanooga	3 2				
				247	H	Mercer	3 0	220	A	Western Caro.	3 1				
				303	A	Citadel	3 0	212	H	Wofford	3 1				

Non-Div. I Games:

UNCG

Average RPI Win:		212	WON-LOST RECORD		WINNING PCT. RANK		LAST 10 GAMES		STRENGTH OF SCHEDULE		OPP. STRENGTH OF SCHEDULE		TEAM RPI		ADJ RPI		CONF. RPI		ADJ CONF. RPI	
Average RPI Loss:		87																		
DIV. I ONLY			20- 9		.68966 72		8- 2		244		115		121		.53342 122		20		20	
DIV. I NON-CONF.			8- 5		.61538 125		0- 0		206		62		134		.52414 134		14		14	
TOTALS		RPI 1-25		RPI 26-50		W-L RECORDS		RPI 51-100		RPI 101-150		RPI 150+								
20- 9		0- 3		0- 0		OVERALL		3- 2		0- 2		17- 2								
11- 1		0- 0		0- 0		HOME		1- 1		0- 0		10- 0								
6- 5		0- 1		0- 0		AWAY		2- 1		0- 1		4- 2								
3- 3		0- 2		0- 0		NEUTRAL		0- 0		0- 1		3- 0								
8- 5		0- 3		0- 0		NON-CONFERENCE		1- 0		0- 1		7- 1								
4- 0		0- 0		0- 0		HOME		0- 0		0- 0		4- 0								
1- 2		0- 1		0- 0		AWAY		1- 0		0- 0		0- 1								
3- 3		0- 2		0- 0		NEUTRAL		0- 0		0- 1		3- 0								
12- 4		0- 0		0- 0		CONFERENCE		2- 2		0- 1		10- 1								
7- 1		0- 0		0- 0		HOME		1- 1		0- 0		6- 0								
5- 3		0- 0		0- 0		AWAY		1- 1		0- 1		4- 1								
0- 0		0- 0		0- 0		NEUTRAL		0- 0		0- 0		0- 0								
RPI S	Opponent		Score		RPI S	Opponent		Score		RPI S	Opponent		Score		RPI S	Opponent		Score		
13 N	Louisville		1	3						55 A	Michigan St.		3 0	102 A	Northern Ill.		0	3		
20 N	Creighton		2	3						57 A	Ohio		1 3	107 N	Virginia Tech		1	3		
22 A	Illinois		0	3						57 H	Ohio		3 0	152 N	Butler		3	2		
										98 A	Kent St.		3 2	155 H	Green Bay		3	0		
										98 H	Kent St.		0 3	165 H	Western Mich.		3	2		
														175 A	Nevada		0	3		
														187 H	Eastern Mich.		3	1		
														191 A	Ball St.		0	3		
														196 H	Northern Ky.		3	0		
														223 A	Buffalo		3	0		
														223 H	Buffalo		3	0		
														227 H	Wright St.		3	0		
														253 H	Central Mich.		3	2		
														255 A	Bowling Green		3	1		
														255 H	Bowling Green		3	0		
														272 N	Weber St.		3	1		
														277 H	IPFW		3	0		
														284 A	Toledo		3	1		
														296 A	Akron		3	0		
														296 H	Akron		3	0		
														304 N	Montana St.		3	2		
				LAST 10 GAMES																
					165 H	Western Mich.		3 2		57 H	Ohio		3 0							
					255 A	Bowling Green		3 1		284 A	Toledo		3 1							
					223 A	Buffalo		3 0		191 A	Ball St.		0 3							
					296 A	Akron		3 0		187 H	Eastern Mich.		3 1							
					98 H	Kent St.		0 3		253 H	Central Mich.		3 2							

Non-Div. I Games:

Miami (OH)

[illegible]

Non-Div. I Games:

Southern Miss.

Average RPI Win: 178		WON-LOST RECORD		WINNING PCT. RANK		LAST 10 GAMES		STRENGTH OF SCHEDULE		OPP. STRENGTH OF SCHEDULE		TEAM RPI		ADJ RPI		CONF. RPI		ADJ CONF. RPI	
DIV. I ONLY		16- 11		.59259 117		9- 1		147		110		124		.53157 124		9		9	
DIV. I NON-CONF.		6- 5		.54545 146		0- 0		203		165		170		.49927 170		11		11	
TOTALS		RPI 1-25		RPI 26-50		W-L RECORDS		RPI 51-100		RPI 101-150		RPI 150+							
16- 11		0- 1		0- 0		OVERALL		4- 2		3- 4		9- 4							
10- 2		0- 0		0- 0		HOME		3- 1		2- 1		5- 0							
4- 7		0- 1		0- 0		AWAY		1- 0		1- 3		2- 3							
2- 2		0- 0		0- 0		NEUTRAL		0- 1		0- 0		2- 1							
6- 5		0- 0		0- 0		NON-CONFERENCE		1- 2		0- 0		5- 3							
3- 1		0- 0		0- 0		HOME		1- 1		0- 0		2- 0							
1- 2		0- 0		0- 0		AWAY		0- 0		0- 0		1- 2							
2- 2		0- 0		0- 0		NEUTRAL		0- 1		0- 0		2- 1							
10- 6		0- 1		0- 0		CONFERENCE		3- 0		3- 4		4- 1							
7- 1		0- 0		0- 0		HOME		2- 0		2- 1		3- 0							
3- 5		0- 1		0- 0		AWAY		1- 0		1- 3		1- 1							
0- 0		0- 0		0- 0		NEUTRAL		0- 0		0- 0		0- 0							
RPI	S	Opponent		Score		RPI	S	Opponent		Score		RPI	S	Opponent		Score			
25	A	SMU		0 3								115	A	Tulsa		2 3			
								60 H Syracuse		1 3		118	A	UCF		0 3			
								63 H James Madison		3 0		118	H	UCF		3 2			
								86 A Cincinnati		3 2		129	A	Memphis		3 0			
								86 H Cincinnati		3 2		129	H	Memphis		1 3			
								90 H Temple		3 2		136	A	Houston		1 3			
								99 N Rhode Island		1 3		136	H	Houston		3 0			
												153	A	Harvard		1 3			
												159	A	Dartmouth		1 3			
												166	N	Boston College		0 3			
												170	A	South Fla.		1 3			
												170	H	South Fla.		3 0			
												181	N	West Virginia		3 0			
												218	H	Bryant		3 1			
												240	A	Tulane		3 2			
												240	H	Tulane		3 0			
												242	H	UMBC		3 0			
												257	H	East Carolina		3 2			
												270	N	Northeastern		3 0			
												317	A	Hartford		3 0			
						LAST 10 GAMES													
						118 H UCF		3 2		129 A Memphis		3 0							
						170 H South Fla.		3 0		136 H Houston		3 0							
						240 A Tulane		3 2		240 H Tulane		3 0							
						136 A Houston		1 3		257 H East Carolina		3 2							
						86 A Cincinnati		3 2		90 H Temple		3 2							

Non-Div. I Games:

UConn

Average RPI Win:		252	WON-LOST RECORD		WINNING PCT. RANK		LAST 10 GAMES		STRENGTH OF SCHEDULE		OPP. STRENGTH OF SCHEDULE		TEAM RPI		ADJ RPI		CONF. RPI		ADJ CONF. RPI	
Average RPI Loss:		116																		
DIV. I ONLY			20- 9		.68966 72		7- 3		223		245		126		.52808 125		25		25	
DIV. I NON-CONF.			8- 5		.61538 125		0- 0		181		177		137		.52391 137		26		26	
TOTALS		RPI 1-25		RPI 26-50		W-L RECORDS		RPI 51-100		RPI 101-150		RPI 150+								
20- 9		0- 1		0- 1		OVERALL		0- 3		1- 1		19- 3								
10- 2		0- 0		0- 0		HOME		0- 1		1- 0		9- 1								
6- 4		0- 0		0- 1		AWAY		0- 1		0- 1		6- 1								
4- 3		0- 1		0- 0		NEUTRAL		0- 1		0- 0		4- 1								
8- 5		0- 1		0- 1		NON-CONFERENCE		0- 1		0- 0		8- 2								
3- 1		0- 0		0- 0		HOME		0- 0		0- 0		3- 1								
1- 1		0- 0		0- 1		AWAY		0- 0		0- 0		1- 0								
4- 3		0- 1		0- 0		NEUTRAL		0- 1		0- 0		4- 1								
12- 4		0- 0		0- 0		CONFERENCE		0- 2		1- 1		11- 1								
7- 1		0- 0		0- 0		HOME		0- 1		1- 0		6- 0								
5- 3		0- 0		0- 0		AWAY		0- 1		0- 1		5- 1								
0- 0		0- 0		0- 0		NEUTRAL		0- 0		0- 0		0- 0								
RPI S	Opponent		Score		RPI S	Opponent		Score		RPI S	Opponent		Score		RPI S	Opponent		Score		
5 N	Kansas		0 3		46 A	Arkansas		1 3		80 A	American		0 3		150 A	Lehigh		2 3		
										80 H	American		1 3		150 H	Lehigh		3 0		
										99 N	Rhode Island		1 3		153 N	Harvard		3 2		
															167 N	California		1 3		
															184 H	Marist		1 3		
															201 A	Colgate		3 1		
															201 H	Colgate		3 1		
															203 N	Air Force		3 2		
															208 N	McNeese St.		3 1		
															234 A	Bucknell		1 3		
															234 H	Bucknell		3 0		
															237 A	Stony Brook		3 1		
															246 H	William & Mary		3 2		
															263 N	Columbia		3 0		
															264 A	Navy		3 0		
															264 H	Navy		3 2		
															286 H	Cornell		3 0		
															293 H	Iona		3 0		
															300 A	Lafayette		3 0		
															300 H	Lafayette		3 0		
															307 A	Loyola Maryland		3 0		
															307 H	Loyola Maryland		3 0		
															309 A	Holy Cross		3 1		
															309 H	Holy Cross		3 0		
				LAST 10 GAMES																
				150 A Lehigh				2 3				307 H Loyola Maryland				3 0				
				234 A Bucknell				1 3				201 H Colgate				3 1				
				300 A Lafayette				3 0				309 A Holy Cross				3 1				
				264 A Navy				3 0				234 H Bucknell				3 0				
				80 H American				1 3				150 H Lehigh				3 0				

Non-Div. I Games:

Army West Point

Average RPI Win: 141		WON-LOST	WINNING	LAST 10	STRENGTH OF		OPP. STRENGTH	TEAM	ADJ	CONF.	ADJ CONF.				
Average RPI Loss: 48		RECORD	PCT. RANK	GAMES	SCHEDULE		OF SCHEDULE	RPI	RPI	RPI	RPI				
DIV. I ONLY		9- 18	.33333	248	2- 8		39	13	130	.52567	126	3	3		
DIV. I NON-CONF.		6- 5	.54545	146	0- 0		58	48	84	.56528	82	2	2		
TOTALS		RPI 1-25	RPI 26-50		W-L RECORDS		RPI 51-100		RPI 101-150		RPI 150+				
9- 18		0- 7	0- 5		OVERALL		4- 4		2- 1		3- 1				
5- 8		0- 4	0- 2		HOME		3- 1		1- 0		1- 1				
2- 8		0- 3	0- 2		AWAY		1- 2		0- 1		1- 0				
2- 2		0- 0	0- 1		NEUTRAL		0- 1		1- 0		1- 0				
6- 5		0- 2	0- 1		NON-CONFERENCE		2- 2		1- 0		3- 0				
2- 2		0- 1	0- 0		HOME		1- 1		0- 0		1- 0				
2- 1		0- 1	0- 0		AWAY		1- 0		0- 0		1- 0				
2- 2		0- 0	0- 1		NEUTRAL		0- 1		1- 0		1- 0				
3- 13		0- 5	0- 4		CONFERENCE		2- 2		1- 1		0- 1				
3- 6		0- 3	0- 2		HOME		2- 0		1- 0		0- 1				
0- 7		0- 2	0- 2		AWAY		0- 2		0- 1		0- 0				
0- 0		0- 0	0- 0		NEUTRAL		0- 0		0- 0		0- 0				
RPI	S	Opponent	Score	RPI	S	Opponent	Score	RPI	S	Opponent	Score	RPI	S	Opponent	Score
3	A	Southern California	0 3	32	A	Arizona St.	0 3	53	A	Oregon	2 3	143	A	Oregon St.	2 3
3	H	Southern California	0 3	32	H	Arizona St.	0 3	53	H	Oregon	3 1	143	H	Oregon St.	3 1
11	A	UCLA	1 3	49	N	Wyoming	1 3	56	H	Idaho St.	3 1	146	N	Seton Hall	3 2
11	H	UCLA	1 3	50	A	Arizona	0 3	57	N	Ohio	0 3	167	H	California	2 3
12	H	Stanford	0 3	50	H	Arizona	2 3	58	H	Lipscomb	1 3	222	H	CSUN	3 0
13	A	Louisville	0 3					59	H	Colorado	3 1	249	A	Utah St.	3 1
17	H	BYU	0 3					81	A	Gonzaga	3 2	258	N	Montana	3 1
								97	A	Washington St.	0 3				
LAST 10 GAMES															
				32	H	Arizona St.	0 3	53	H	Oregon	3 1				
				50	H	Arizona	2 3	50	A	Arizona	0 3				
				3	A	Southern California	0 3	32	A	Arizona St.	0 3				
				11	A	UCLA	1 3	167	H	California	2 3				
				143	H	Oregon St.	3 1	12	H	Stanford	0 3				

Non-Div. I Games:

Utah

Average RPI Win:	225	WON-LOST	WINNING	LAST 10	STRENGTH OF	OPP. STRENGTH	TEAM	ADJ	CONF.	ADJ CONF.	
Average RPI Loss:	134	RECORD	PCT. RANK	GAMES	SCHEDULE	OF SCHEDULE	RPI	RPI	RPI	RPI	
DIV. I ONLY	25- 7	.78125	32	8- 2	294	198	125	.52562	127	16	16
DIV. I NON-CONF.	14- 2	.875	24	1- 0	327	216	157	.50327	161	19	19
<hr/>											
TOTALS	RPI 1-25	RPI 26-50		W-L RECORDS		RPI 51-100		RPI 101-150		RPI 150+	
25- 7	0- 0	0- 0		OVERALL		3- 2		1- 2		21- 3	
11- 4	0- 0	0- 0		HOME		1- 1		1- 1		9- 2	
8- 3	0- 0	0- 0		AWAY		2- 1		0- 1		6- 1	
6- 0	0- 0	0- 0		NEUTRAL		0- 0		0- 0		6- 0	
<hr/>											
14- 2	0- 0	0- 0		NON-CONFERENCE		1- 0		1- 2		12- 0	
6- 1	0- 0	0- 0		HOME		0- 0		1- 1		5- 0	
2- 1	0- 0	0- 0		AWAY		1- 0		0- 1		1- 0	
6- 0	0- 0	0- 0		NEUTRAL		0- 0		0- 0		6- 0	
<hr/>											
11- 5	0- 0	0- 0		CONFERENCE		2- 2		0- 0		9- 3	
5- 3	0- 0	0- 0		HOME		1- 1		0- 0		4- 2	
6- 2	0- 0	0- 0		AWAY		1- 1		0- 0		5- 1	
0- 0	0- 0	0- 0		NEUTRAL		0- 0		0- 0		0- 0	
<hr/>											
RPI S	Opponent	Score	RPI S	Opponent	Score	RPI S	Opponent	Score	RPI S	Opponent	Score
						75 A	Cleveland St.	2 3	111 H	Loyola Chicago	0 3
						75 H	Cleveland St.	3 1	113 H	Kennesaw St.	3 0
						77 A	Chattanooga	3 2	140 A	Indiana St.	2 3
						92 A	Oakland	3 0	155 A	Green Bay	3 0
						92 H	Oakland	1 3	155 H	Green Bay	0 3
									169 A	Milwaukee	1 3
									169 H	Milwaukee	3 0
									177 N	Troy	3 0
									196 A	Northern Ky.	3 1
									196 H	Northern Ky.	2 3
									224 A	Youngstown St.	3 2
									224 H	Youngstown St.	3 0
									227 A	Wright St.	3 0
									227 H	Wright St.	3 0
									231 A	Ill.-Chicago	3 0
									231 H	Ill.-Chicago	3 1
									239 N	Eastern Ky.	3 0
									259 H	Elon	3 0
									277 H	IPFW	3 1
									281 N	Rider	3 1
									284 H	Toledo	3 1
									299 N	NJIT	3 0
									311 H	Chicago St.	3 0
									311 N	Chicago St.	3 0
									312 N	Western Ill.	3 1
									313 A	St. Francis Brooklyn	3 0
									331 H	Savannah St.	3 0
<hr/>											
			LAST 10 GAMES								
						75 H	Cleveland St.	3 1	231 A	Ill.-Chicago	3 0
						224 H	Youngstown St.	3 0	196 H	Northern Ky.	2 3
						169 A	Milwaukee	1 3	227 H	Wright St.	3 0
						155 A	Green Bay	3 0	277 H	IPFW	3 1
						92 A	Oakland	3 0	224 A	Youngstown St.	3 2

Non-Div. I Games:

Valparaiso

Average RPI Win:		203	WON-LOST RECORD		WINNING PCT. RANK		LAST 10 GAMES		STRENGTH OF SCHEDULE		OPP. STRENGTH OF SCHEDULE		TEAM RPI		ADJ RPI		CONF. RPI		ADJ CONF. RPI	
DIV. I ONLY			13- 13		.5 164		6- 4		97		109		127		.52459 128		15		15	
DIV. I NON-CONF.			4- 6		.4 216		0- 0		146		59		187		.48713 187		16		16	
TOTALS		RPI 1-25		RPI 26-50		W-L RECORDS		RPI 51-100		RPI 101-150		RPI 150+								
13- 13		0- 3		0- 0		OVERALL		2- 4		2- 4		9- 2								
6- 2		0- 1		0- 0		HOME		1- 0		1- 0		4- 1								
3- 8		0- 2		0- 0		AWAY		0- 2		0- 3		3- 1								
4- 3		0- 0		0- 0		NEUTRAL		1- 2		1- 1		2- 0								
4- 6		0- 1		0- 0		NON-CONFERENCE		1- 3		1- 2		2- 0								
0- 0		0- 0		0- 0		HOME		0- 0		0- 0		0- 0								
0- 3		0- 1		0- 0		AWAY		0- 1		0- 1		0- 0								
4- 3		0- 0		0- 0		NEUTRAL		1- 2		1- 1		2- 0								
9- 7		0- 2		0- 0		CONFERENCE		1- 1		1- 2		7- 2								
6- 2		0- 1		0- 0		HOME		1- 0		1- 0		4- 1								
3- 5		0- 1		0- 0		AWAY		0- 1		0- 2		3- 1								
0- 0		0- 0		0- 0		NEUTRAL		0- 0		0- 0		0- 0								
RPI	S	Opponent		Score		RPI	S	Opponent		Score		RPI	S	Opponent		Score				
15	A	Kentucky		0	3			55	N	Michigan St.		0	3	103	A	Texas St.		1	3	
18	A	Arkansas St.		1	3			61	A	Oklahoma		0	3	112	N	IUPUI		1	3	
18	H	Arkansas St.		2	3			79	N	Auburn		1	3	116	A	Texas-Arlington		1	3	
								84	A	Appalachian St.		1	3	116	H	Texas-Arlington		3	2	
								84	H	Appalachian St.		3	1	129	A	Memphis		2	3	
								89	N	North Texas		3	0	134	N	Central Ark.		3	1	
													160	A	South Ala.		3	0		
													160	H	South Ala.		2	3		
													177	A	Troy		0	3		
													177	H	Troy		3	0		
													232	A	Ga. Southern		3	0		
													232	H	Ga. Southern		3	1		
													251	H	La.-Monroe		3	0		
													266	A	Georgia St.		3	1		
													280	N	Tennessee Tech		3	0		
													290	H	La.-Lafayette		3	0		
													327	N	Ark.-Pine Bluff		3	0		
LAST 10 GAMES																				
84 H Appalachian St.						3	1	251 H La.-Monroe						3	0					
177 A Troy						0	3	290 H La.-Lafayette						3	0					
160 A South Ala.						3	0	160 H South Ala.						2	3					
232 H Ga. Southern						3	1	266 A Georgia St.						3	1					
18 A Arkansas St.						1	3	84 A Appalachian St.						1	3					

Non-Div. I Games:

Little Rock

Average RPI Win:	182	WON-LOST	WINNING	LAST 10	STRENGTH OF	OPP. STRENGTH	TEAM	ADJ	CONF.	ADJ CONF.	
Average RPI Loss:	125	RECORD	PCT. RANK	GAMES	SCHEDULE	OF SCHEDULE	RPI	RPI	RPI	RPI	
DIV. I ONLY	16- 13	.55172	138	5- 5	131	138	128	.52302	129	9	9
DIV. I NON-CONF.	9- 4	.69231	85	0- 0	248	181	141	.51904	141	11	11
<hr/>											
TOTALS	RPI 1-25	RPI 26-50		W-L RECORDS		RPI 51-100		RPI 101-150		RPI 150+	
16- 13	0- 2	0- 0		OVERALL		2- 3		5- 4		9- 4	
6- 9	0- 1	0- 0		HOME		1- 2		2- 4		3- 2	
6- 4	0- 1	0- 0		AWAY		1- 1		3- 0		2- 2	
4- 0	0- 0	0- 0		NEUTRAL		0- 0		0- 0		4- 0	
<hr/>											
9- 4	0- 0	0- 0		NON-CONFERENCE		0- 1		2- 1		7- 2	
5- 2	0- 0	0- 0		HOME		0- 1		2- 1		3- 0	
0- 2	0- 0	0- 0		AWAY		0- 0		0- 0		0- 2	
4- 0	0- 0	0- 0		NEUTRAL		0- 0		0- 0		4- 0	
<hr/>											
7- 9	0- 2	0- 0		CONFERENCE		2- 2		3- 3		2- 2	
1- 7	0- 1	0- 0		HOME		1- 1		0- 3		0- 2	
6- 2	0- 1	0- 0		AWAY		1- 1		3- 0		2- 0	
0- 0	0- 0	0- 0		NEUTRAL		0- 0		0- 0		0- 0	
<hr/>											
RPI S	Opponent	Score	RPI S	Opponent	Score	RPI S	Opponent	Score	RPI S	Opponent	Score
25 A	SMU	0 3				79 H	Auburn	0 3	115 A	Tulsa	3 0
25 H	SMU	1 3				86 A	Cincinnati	3 2	115 H	Tulsa	1 3
						86 H	Cincinnati	3 1	118 H	UCF	0 3
						90 A	Temple	0 3	123 H	Southern Miss.	3 1
						90 H	Temple	1 3	124 A	UConn	3 1
									124 H	UConn	0 3
									128 H	Little Rock	3 2
									129 H	Mississippi St.	0 3
									136 A	Houston	3 2
									160 N	South Ala.	3 0
									170 H	South Fla.	1 3
									172 N	High Point	3 0
									192 A	Belmont	2 3
									195 N	UTEP	3 1
									207 A	Georgia	0 3
									212 N	Wofford	3 0
									240 A	Tulane	3 2
									257 A	East Carolina	3 2
									257 H	East Carolina	1 3
									273 H	Austin Peay	3 1
									280 H	Tennessee Tech	3 0
									327 H	Ark.-Pine Bluff	3 0
<hr/>											
			LAST 10 GAMES								
			257 A	East Carolina	3 2	124 H	UConn	0 3			
			86 H	Cincinnati	3 1	25 A	SMU	0 3			
			115 H	Tulsa	1 3	115 A	Tulsa	3 0			
			25 H	SMU	1 3	240 A	Tulane	3 2			
			90 H	Temple	1 3	136 A	Houston	3 2			

Non-Div. I Games:

Memphis

Average RPI Win: 208		WON-LOST RECORD		WINNING PCT. RANK		LAST 10 GAMES		STRENGTH OF SCHEDULE		OPP. STRENGTH OF SCHEDULE		TEAM RPI		ADJ RPI		CONF. RPI		ADJ CONF. RPI					
DIV. I ONLY		14- 14		.5 164		2- 8		105		93		128		.52302 129		5		5					
DIV. I NON-CONF.		11- 3		.78571 47		1- 0		241		255		117		.53792 117		4		4					
TOTALS		RPI 1-25		RPI 26-50		W-L RECORDS		RPI 51-100		RPI 101-150		RPI 150+											
14- 14		0- 7		0- 1		OVERALL		2- 2		2- 2		10- 2											
8- 6		0- 2		0- 1		HOME		1- 1		0- 1		7- 1											
3- 7		0- 4		0- 0		AWAY		1- 1		1- 1		1- 1											
3- 1		0- 1		0- 0		NEUTRAL		0- 0		1- 0		2- 0											
11- 3		0- 1		0- 0		NON-CONFERENCE		1- 0		2- 0		8- 2											
6- 1		0- 0		0- 0		HOME		1- 0		0- 0		5- 1											
2- 1		0- 0		0- 0		AWAY		0- 0		1- 0		1- 1											
3- 1		0- 1		0- 0		NEUTRAL		0- 0		1- 0		2- 0											
3- 11		0- 6		0- 1		CONFERENCE		1- 2		0- 2		2- 0											
2- 5		0- 2		0- 1		HOME		0- 1		0- 1		2- 0											
1- 6		0- 4		0- 0		AWAY		1- 1		0- 1		0- 0											
0- 0		0- 0		0- 0		NEUTRAL		0- 0		0- 0		0- 0											
RPI	S	Opponent		Score		RPI	S	Opponent		Score		RPI	S	Opponent		Score							
4	A	Florida		0 3		46	H	Arkansas		0 3		77	H	Chattanooga		3 1		105	H	Tennessee	2 3		
8	N	Penn St.		0 3								78	A	Ole Miss		3 0		119	A	LSU	0 3		
14	A	Texas A&M		0 3								79	H	Auburn		2 3		123	N	Southern Miss.	3 2		
14	H	Texas A&M		0 3								82	A	Alabama		1 3		129	A	Memphis	3 0		
15	A	Kentucky		0 3														162	H	South Carolina	3 2		
16	A	Missouri		1 3														177	A	Troy	3 1		
16	H	Missouri		1 3														190	H	Southern Utah	0 3		
																		205	A	Notre Dame	1 3		
																		207	H	Georgia	3 0		
																		216	H	Stetson	3 0		
																		239	N	Eastern Ky.	3 0		
																		251	H	La.-Monroe	3 0		
																		273	N	Austin Peay	3 0		
																		316	H	Jackson St.	3 0		
																		327	H	Ark.-Pine Bluff	3 0		
																		334	H	Mississippi Val.	3 0		
LAST 10 GAMES																							
14 H Texas A&M						0 3						105 H Tennessee						2 3					
79 H Auburn						2 3						16 A Missouri						1 3					
46 H Arkansas						0 3						14 A Texas A&M						0 3					
4 A Florida						0 3						119 A LSU						0 3					
177 A Troy						3 1						207 H Georgia						3 0					

Non-Div. I Games:

Mississippi St.

[illegible]

Non-Div. I Games:

North Dakota

Average RPI Win:		186	WON-LOST RECORD		WINNING PCT. RANK		LAST 10 GAMES		STRENGTH OF SCHEDULE		OPP. STRENGTH OF SCHEDULE		TEAM RPI		ADJ RPI		CONF. RPI		ADJ CONF. RPI	
Average RPI Loss:		77																		
DIV. I ONLY			12- 13		.48 186		5- 5		107		72		136		.52196 132		14		13	
DIV. I NON-CONF.			6- 6		.5 162		0- 0		32		12		68		.57694 68		9		9	
TOTALS		RPI 1-25		RPI 26-50		W-L RECORDS		RPI 51-100		RPI 101-150		RPI 150+								
12- 13		0- 3		1- 1		OVERALL		0- 4		4- 4		7- 1								
5- 3		0- 1		1- 0		HOME		0- 1		1- 1		3- 0								
4- 7		0- 2		0- 1		AWAY		0- 1		0- 2		4- 1								
3- 3		0- 0		0- 0		NEUTRAL		0- 2		3- 1		0- 0								
6- 6		0- 3		1- 0		NON-CONFERENCE		0- 2		4- 1		1- 0								
2- 1		0- 1		1- 0		HOME		0- 0		1- 0		0- 0								
1- 2		0- 2		0- 0		AWAY		0- 0		0- 0		1- 0								
3- 3		0- 0		0- 0		NEUTRAL		0- 2		3- 1		0- 0								
6- 7		0- 0		0- 1		CONFERENCE		0- 2		0- 3		6- 1								
3- 2		0- 0		0- 0		HOME		0- 1		0- 1		3- 0								
3- 5		0- 0		0- 1		AWAY		0- 1		0- 2		3- 1								
0- 0		0- 0		0- 0		NEUTRAL		0- 0		0- 0		0- 0								
RPI S	Opponent		Score		RPI S	Opponent		Score		RPI S	Opponent		Score		RPI S	Opponent		Score		
1 A	Minnesota		0	3	27 A	Hawaii		1	3	54 A	Long Beach St.		1	3	101 A	Cal Poly		2	3	
2 A	Texas		0	3	31 H	San Diego		3	1	54 H	Long Beach St.		1	3	101 H	Cal Poly		0	3	
11 H	UCLA		0	3						65 N	Rice		1	3	117 N	North Dakota St.		2	3	
										97 N	Washington St.		0	3	118 N	UCF		3	2	
															119 N	LSU		3	1	
															143 H	Oregon St.		3	1	
															147 A	UC Davis		1	3	
															149 N	Seattle		3	0	
															180 A	Idaho		3	2	
															215 A	UC Santa Barbara		3	1	
															222 A	CSUN		0	3	
															222 H	CSUN		3	0	
															228 A	UC Riverside		3	0	
															228 H	UC Riverside		3	0	
															302 A	Cal St. Fullerton		3	1	
															302 H	Cal St. Fullerton		3	2	
				LAST 10 GAMES																
					215 A	UC Santa Barbara		3	1	302 A	Cal St. Fullerton		3	1						
					101 A	Cal Poly		2	3	27 A	Hawaii		1	3						
					222 H	CSUN		3	0	228 H	UC Riverside		3	0						
					54 H	Long Beach St.		1	3	101 H	Cal Poly		0	3						
					228 A	UC Riverside		3	0	147 A	UC Davis		1	3						

Non-Div. I Games:

UC Irvine

Average RPI Win: 238		WON-LOST	WINNING	LAST 10	STRENGTH OF		OPP. STRENGTH	TEAM	ADJ		CONF.	ADJ CONF.
Average RPI Loss: 116		RECORD	PCT. RANK	GAMES	SCHEDULE		OF SCHEDULE	RPI	RPI		RPI	RPI
DIV. I ONLY		21- 10	.67742	83	251		215	131	.52161		133	13
DIV. I NON-CONF.		14- 3	.82353	39	275		266	123	.53115		122	17
TOTALS		RPI 1-25	RPI 26-50		W-L RECORDS		RPI 51-100		RPI 101-150		RPI 150+	
21- 10	0- 0	0- 0		OVERALL		1- 4		2- 4		18- 2		
8- 3	0- 0	0- 0		HOME		1- 2		2- 0		5- 1		
8- 5	0- 0	0- 0		AWAY		0- 2		0- 3		8- 0		
5- 2	0- 0	0- 0		NEUTRAL		0- 0		0- 1		5- 1		
14- 3	0- 0	0- 0		NON-CONFERENCE		1- 0		0- 2		13- 1		
4- 0	0- 0	0- 0		HOME		1- 0		0- 0		3- 0		
5- 1	0- 0	0- 0		AWAY		0- 0		0- 1		5- 0		
5- 2	0- 0	0- 0		NEUTRAL		0- 0		0- 1		5- 1		
7- 7	0- 0	0- 0		CONFERENCE		0- 4		2- 2		5- 1		
4- 3	0- 0	0- 0		HOME		0- 2		2- 0		2- 1		
3- 4	0- 0	0- 0		AWAY		0- 2		0- 2		3- 0		
0- 0	0- 0	0- 0		NEUTRAL		0- 0		0- 0		0- 0		
RPI S	Opponent	Score	RPI S	Opponent	Score	RPI S	Opponent	Score	RPI S	Opponent	Score	
						58 A Lipscomb	0	3	105 A Tennessee	1	3	
						58 H Lipscomb	0	3	113 A Kennesaw St.	1	3	
						85 H Fla. Atlantic	3	2	113 H Kennesaw St.	3	0	
						88 A FGCU	1	3	121 N UNCG	0	3	
						88 H FGCU	1	3	141 A Jacksonville	2	3	
									141 H Jacksonville	3	2	
									151 A FIU	3	1	
									170 N South Fla.	0	3	
									213 A USC Upstate	3	2	
									213 H USC Upstate	3	0	
									214 H Campbell	3	1	
									216 A Stetson	3	2	
									216 H Stetson	0	3	
									227 N Wright St.	3	2	
									236 N UNC Asheville	3	0	
									239 N Eastern Ky.	3	2	
									261 A Bethune-Cookman	3	1	
									261 H Bethune-Cookman	3	0	
									280 N Tennessee Tech	3	0	
									295 A Florida A&M	3	0	
									295 H Florida A&M	3	0	
									299 A NJIT	3	0	
									299 H NJIT	3	0	
									303 A Citadel	3	0	
									318 N Alabama A&M	3	0	
									331 A Savannah St.	3	0	
LAST 10 GAMES												
						88 A FGCU	1	3				
						295 H Florida A&M	3	0				
						141 A Jacksonville	2	3				
						216 H Stetson	0	3				
						88 H FGCU	1	3				
						213 H USC Upstate	3	0				
						113 H Kennesaw St.	3	0				
						58 A Lipscomb	0	3				
						299 A NJIT	3	0				
						216 A Stetson	3	2				

Non-Div. I Games:

North Florida

Average RPI Win: 236		WON-LOST	WINNING	LAST 10	STRENGTH OF		OPP. STRENGTH	TEAM	ADJ	CONF.	ADJ CONF.
Average RPI Loss: 114		RECORD	PCT. RANK	GAMES	SCHEDULE		OF SCHEDULE	RPI	RPI	RPI	RPI
DIV. I ONLY		16- 12	.57143	130	7- 3		135	223	132	.5212	134
DIV. I NON-CONF.		4- 8	.33333	249	0- 0		111	122	196	.4792	196
TOTALS		RPI 1-25	RPI 26-50		W-L RECORDS		RPI 51-100		RPI 101-150		RPI 150+
16- 12	0- 0	0- 1		OVERALL		0- 6		0- 2		16- 3	
9- 1	0- 0	0- 0		HOME		0- 1		0- 0		9- 0	
5- 7	0- 0	0- 1		AWAY		0- 3		0- 0		5- 3	
2- 4	0- 0	0- 0		NEUTRAL		0- 2		0- 2		2- 0	
4- 8	0- 0	0- 1		NON-CONFERENCE		0- 4		0- 2		4- 1	
2- 0	0- 0	0- 0		HOME		0- 0		0- 0		2- 0	
0- 4	0- 0	0- 1		AWAY		0- 2		0- 0		0- 1	
2- 4	0- 0	0- 0		NEUTRAL		0- 2		0- 2		2- 0	
12- 4	0- 0	0- 0		CONFERENCE		0- 2		0- 0		12- 2	
7- 1	0- 0	0- 0		HOME		0- 1		0- 0		7- 0	
5- 3	0- 0	0- 0		AWAY		0- 1		0- 0		5- 2	
0- 0	0- 0	0- 0		NEUTRAL		0- 0		0- 0		0- 0	
RPI S	Opponent	Score	RPI S	Opponent	Score	RPI S	Opponent	Score	RPI S	Opponent	Score
			26 A	Loyola Marymount	0 3	54 A	Long Beach St.	0 3	128 N	Little Rock	1 3
						61 A	Oklahoma	0 3	146 N	Seton Hall	2 3
						76 A	A&M-Corpus Christi	0 3	161 A	UNLV	1 3
						76 H	A&M-Corpus Christi	0 3	164 H	Stephen F. Austin	3 0
						89 N	North Texas	2 3	178 N	Omaha	3 2
						92 N	Oakland	0 3	198 A	Sam Houston St.	3 0
									202 A	Houston Baptist	3 1
									202 H	Houston Baptist	3 0
									208 A	McNeese St.	2 3
									229 A	Lamar	3 0
									230 H	Abilene Christian	3 1
									237 N	Stony Brook	3 1
									248 A	New Orleans	3 0
									248 H	New Orleans	3 1
									252 H	Louisiana Tech	3 0
									256 A	Southeastern La.	2 3
									256 H	Southeastern La.	3 0
									275 H	Northwestern St.	3 0
									276 H	Incarnate Word	3 0
									289 A	Nicholls St.	3 0
									298 H	Alabama St.	3 1
			LAST 10 GAMES								
			248 A	New Orleans	3 0	275 H	Northwestern St.	3 0			
			256 A	Southeastern La.	2 3	198 A	Sam Houston St.	3 0			
			76 A	A&M-Corpus Christi	0 3	229 A	Lamar	3 0			
			202 A	Houston Baptist	3 1	289 A	Nicholls St.	3 0			
			164 H	Stephen F. Austin	3 0	208 A	McNeese St.	2 3			

Non-Div. I Games:

Central Ark.

S
a
m
f
o
r
d

Samford					Through Games Of Though Nov. 15, 2015									
Average RPI Win: 209		WON-LOST RECORD	WINNING PCT. RANK		LAST 10 GAMES	STRENGTH OF SCHEDULE		OPP. STRENGTH OF SCHEDULE		TEAM RPI	ADJ RPI		CONF. RPI	ADJ CONF. RPI
Average RPI Loss: 148														
DIV. I ONLY		15- 11	.57692	127	7- 3	142		218		134	.5211	135	19	19
DIV. I NON-CONF.		5- 5	.5	162	0- 0	208		210		193	.48143	192	22	22
TOTALS		RPI 1-25		RPI 26-50		W-L RECORDS		RPI 51-100		RPI 101-150		RPI 150+		
15- 11	0- 0	0- 0		OVERALL		2- 3		2- 3		11- 5				
8- 1	0- 0	0- 0		HOME		2- 0		1- 1		5- 0				
4- 7	0- 0	0- 0		AWAY		0- 3		1- 1		3- 3				
3- 3	0- 0	0- 0		NEUTRAL		0- 0		0- 1		3- 2				
5- 5	0- 0	0- 0		NON-CONFERENCE		0- 1		0- 1		5- 3				
0- 0	0- 0	0- 0		HOME		0- 0		0- 0		0- 0				
2- 2	0- 0	0- 0		AWAY		0- 1		0- 0		2- 1				
3- 3	0- 0	0- 0		NEUTRAL		0- 0		0- 1		3- 2				
10- 6	0- 0	0- 0		CONFERENCE		2- 2		2- 2		6- 2				
8- 1	0- 0	0- 0		HOME		2- 0		1- 1		5- 0				
2- 5	0- 0	0- 0		AWAY		0- 2		1- 1		1- 2				
0- 0	0- 0	0- 0		NEUTRAL		0- 0		0- 0		0- 0				
RPI S	Opponent	Score	RPI S	Opponent	Score	RPI S	Opponent	Score	RPI S	Opponent	Score			
						77 A Chattanooga	0 3		121 A UNCG	0 3				
						77 H Chattanooga	3 1		121 H UNCG	3 0				
						79 A Auburn	1 3		137 A ETSU	3 1				
						100 A Furman	0 3		137 H ETSU	0 3				
						100 H Furman	3 0		141 N Jacksonville	1 3				
									157 N Marshall	0 3				
									160 A South Ala.	0 3				
									164 N Stephen F. Austin	3 0				
									202 N Houston Baptist	2 3				
									208 N McNeese St.	3 2				
									212 A Wofford	0 3				
									212 H Wofford	3 1				
									220 A Western Caro.	3 2				
									220 H Western Caro.	3 0				
									244 A Tennessee St.	3 2				
									247 A Mercer	1 3				
									247 H Mercer	3 1				
									278 A Morehead St.	3 0				
									296 N Akron	3 0				
									303 H Citadel	3 0				
									303 H Citadel	3 0				
LAST 10 GAMES														
						303 H Citadel	3 0		77 H Chattanooga	3 1				
						137 A ETSU	3 1		212 H Wofford	3 1				
						220 A Western Caro.	3 2		121 A UNCG	0 3				
						303 H Citadel	3 0		100 A Furman	0 3				
						100 H Furman	3 0		77 A Chattanooga	0 3				

S
a
m
f
o
r
d

Non-Div. I Games:

Samford

Average RPI Win: 206		WON-LOST RECORD		WINNING PCT. RANK		LAST 10 GAMES		STRENGTH OF SCHEDULE		OPP. STRENGTH OF SCHEDULE		TEAM RPI		ADJ RPI		CONF. RPI		ADJ CONF. RPI	
DIV. I ONLY		17- 11		.60714 109		3- 7		192		150		135		.52094 136		9		9	
DIV. I NON-CONF.		10- 2		.83333 30		0- 0		304		254		139		.51766 143		11		11	
TOTALS		RPI 1-25		RPI 26-50		W-L RECORDS		RPI 51-100		RPI 101-150		RPI 150+							
17- 11		1- 1		0- 1		OVERALL		2- 2		3- 4		11- 3							
5- 6		1- 0		0- 0		HOME		0- 2		1- 3		3- 1							
7- 4		0- 1		0- 0		AWAY		2- 0		2- 1		3- 2							
5- 1		0- 0		0- 1		NEUTRAL		0- 0		0- 0		5- 0							
10- 2		0- 0		0- 1		NON-CONFERENCE		1- 0		0- 0		9- 1							
3- 0		0- 0		0- 0		HOME		0- 0		0- 0		3- 0							
2- 1		0- 0		0- 0		AWAY		1- 0		0- 0		1- 1							
5- 1		0- 0		0- 1		NEUTRAL		0- 0		0- 0		5- 0							
7- 9		1- 1		0- 0		CONFERENCE		1- 2		3- 4		2- 2							
2- 6		1- 0		0- 0		HOME		0- 2		1- 3		0- 1							
5- 3		0- 1		0- 0		AWAY		1- 0		2- 1		2- 1							
0- 0		0- 0		0- 0		NEUTRAL		0- 0		0- 0		0- 0							
RPI S	Opponent		Score		RPI S	Opponent		Score		RPI S	Opponent		Score		RPI S	Opponent		Score	
25 A	SMU		1 3		45 N	Boise St.		0 3		86 H	Cincinnati		0 3		115 A	Tulsa		3 0	
25 H	SMU		3 0							89 A	North Texas		3 0		115 H	Tulsa		2 3	
										90 A	Temple		3 2		118 A	UCF		3 2	
										90 H	Temple		0 3		118 H	UCF		0 3	
															124 A	UConn		0 3	
															124 H	UConn		3 1	
															129 H	Memphis		2 3	
															158 A	Texas Tech		1 3	
															170 A	South Fla.		3 2	
															170 H	South Fla.		2 3	
															230 N	Abilene Christian		3 1	
															240 A	Tulane		3 2	
															249 N	Utah St.		3 1	
															256 H	Southeastern La.		3 2	
															257 A	East Carolina		0 3	
															289 H	Nicholls St.		3 0	
															289 N	Nicholls St.		3 2	
															290 A	La.-Lafayette		3 1	
															290 N	La.-Lafayette		3 0	
															316 N	Jackson St.		3 0	
															318 H	Alabama A&M		3 0	
LAST 10 GAMES																			
25 A SMU					1 3					118 H UCF					0 3				
115 A Tulsa					3 0					124 A UConn					0 3				
90 H Temple					0 3					90 A Temple					3 2				
124 H UConn					3 1					86 H Cincinnati					0 3				
170 H South Fla.					2 3					129 H Memphis					2 3				

Non-Div. I Games:

Houston

Average RPI Win: 224		WON-LOST	WINNING	LAST 10	STRENGTH OF		OPP. STRENGTH	TEAM	ADJ		CONF.	ADJ CONF.	
Average RPI Loss: 137		RECORD	PCT. RANK	GAMES	SCHEDULE		OF SCHEDULE	RPI	RPI		RPI	RPI	
DIV. I ONLY		18- 11	.62069	104	4- 6		191	217	137	.51989	137	19	19
DIV. I NON-CONF.		9- 4	.69231	85	0- 0		255	223	147	.51277	147	22	22
TOTALS		RPI 1-25	RPI 26-50		W-L RECORDS		RPI 51-100		RPI 101-150		RPI 150+		
18- 11	0- 0	0- 0		OVERALL		0- 5		4- 2		14- 4			
4- 5	0- 0	0- 0		HOME		0- 2		1- 1		3- 2			
7- 5	0- 0	0- 0		AWAY		0- 2		2- 1		5- 2			
7- 1	0- 0	0- 0		NEUTRAL		0- 1		1- 0		6- 0			
9- 4	0- 0	0- 0		NON-CONFERENCE		0- 1		1- 1		8- 2			
1- 0	0- 0	0- 0		HOME		0- 0		0- 0		1- 0			
1- 3	0- 0	0- 0		AWAY		0- 0		0- 1		1- 2			
7- 1	0- 0	0- 0		NEUTRAL		0- 1		1- 0		6- 0			
9- 7	0- 0	0- 0		CONFERENCE		0- 4		3- 1		6- 2			
3- 5	0- 0	0- 0		HOME		0- 2		1- 1		2- 2			
6- 2	0- 0	0- 0		AWAY		0- 2		2- 0		4- 0			
0- 0	0- 0	0- 0		NEUTRAL		0- 0		0- 0		0- 0			
RPI S	Opponent	Score	RPI S	Opponent	Score	RPI S	Opponent	Score	RPI S	Opponent	Score		
						77 A Chattanooga	1 3		107 A Virginia Tech	0 3			
						77 H Chattanooga	2 3		121 A UNCG	3 0			
						97 N Washington St.	0 3		121 H UNCG	3 0			
						100 A Furman	0 3		135 A Samford	3 0			
						100 H Furman	0 3		135 H Samford	1 3			
									139 N CSU Bakersfield	3 0			
									157 N Marshall	3 0			
									177 A Troy	1 3			
									186 N LIU Brooklyn	3 1			
									206 A Clemson	1 3			
									212 A Wofford	3 1			
									212 H Wofford	1 3			
									213 N USC Upstate	3 0			
									220 A Western Caro.	3 0			
									220 H Western Caro.	2 3			
									244 H Tennessee St.	3 0			
									247 A Mercer	3 1			
									247 H Mercer	3 0			
									278 A Morehead St.	3 1			
									296 N Akron	3 1			
									298 N Alabama St.	3 1			
									303 A Citadel	3 1			
									303 H Citadel	3 0			
									308 N Presbyterian	3 0			
LAST 10 GAMES													
						135 H Samford	1 3		100 H Furman	0 3			
						77 H Chattanooga	2 3		220 H Western Caro.	2 3			
						121 A UNCG	3 0		303 H Citadel	3 0			
						212 A Wofford	3 1		212 H Wofford	1 3			
						247 A Mercer	3 1		77 A Chattanooga	1 3			

Non-Div. I Games:

ETSU

Average RPI Win: 235		WON-LOST	WINNING	LAST 10	STRENGTH OF		OPP. STRENGTH	TEAM	ADJ		CONF.	ADJ CONF.			
Average RPI Loss: 110		RECORD	PCT. RANK	GAMES	SCHEDULE		OF SCHEDULE	RPI	RPI		RPI	RPI			
DIV. I ONLY		16- 8	.66667	87	247		222	138	.51929		138	28			
DIV. I NON-CONF.		5- 7	.41667	204	87		77	146	.51348		146	28			
<hr/>															
TOTALS		RPI 1-25		RPI 26-50		W-L RECORDS		RPI 51-100		RPI 101-150		RPI 150+			
16- 8		0- 0		0- 2		OVERALL		1- 1		1- 2		14- 3			
5- 1		0- 0		0- 0		HOME		0- 0		0- 0		5- 1			
7- 3		0- 0		0- 1		AWAY		0- 1		0- 0		7- 1			
4- 4		0- 0		0- 1		NEUTRAL		1- 0		1- 2		2- 1			
5- 7		0- 0		0- 2		NON-CONFERENCE		1- 1		1- 2		3- 2			
0- 0		0- 0		0- 0		HOME		0- 0		0- 0		0- 0			
1- 3		0- 0		0- 1		AWAY		0- 1		0- 0		1- 1			
4- 4		0- 0		0- 1		NEUTRAL		1- 0		1- 2		2- 1			
11- 1		0- 0		0- 0		CONFERENCE		0- 0		0- 0		11- 1			
5- 1		0- 0		0- 0		HOME		0- 0		0- 0		5- 1			
6- 0		0- 0		0- 0		AWAY		0- 0		0- 0		6- 0			
0- 0		0- 0		0- 0		NEUTRAL		0- 0		0- 0		0- 0			
RPI S	Opponent	Score		RPI S	Opponent	Score		RPI S	Opponent	Score					
				30 N	Wichita St.	1	3	92 N	Oakland	3	0	108 N	New Mexico	1	3
				34 A	Marquette	0	3	98 A	Kent St.	2	3	112 N	IUPUI	1	3
												140 N	Indiana St.	3	1
												154 A	New Hampshire	3	0
												154 H	New Hampshire	0	3
												156 N	Yale	1	3
												191 A	Ball St.	1	3
												192 N	Belmont	3	2
												193 N	Rutgers	3	1
												201 A	Colgate	3	0
												237 A	Stony Brook	3	2
												237 H	Stony Brook	3	2
												242 A	UMBC	3	2
												242 H	UMBC	3	0
												269 A	Binghamton	3	2
												269 H	Binghamton	3	0
												317 A	Hartford	3	0
												317 H	Hartford	3	0
												326 A	UMass Lowell	3	0
												326 H	UMass Lowell	3	0
LAST 10 GAMES															
				326 A	UMass Lowell	3	0	269 H	Binghamton	3	0				
				242 H	UMBC	3	0	326 H	UMass Lowell	3	0				
				237 H	Stony Brook	3	2	237 A	Stony Brook	3	2				
				154 A	New Hampshire	3	0	242 A	UMBC	3	2				
				317 A	Hartford	3	0	317 H	Hartford	3	0				

Non-Div. I Games:

Albany (NY)

[illegible]

Non-Div. I Games:

CSU Bakersfield

Average RPI Win:	216	WON-LOST RECORD	WINNING PCT. RANK	LAST 10 GAMES	STRENGTH OF SCHEDULE	OPP. STRENGTH OF SCHEDULE	TEAM RPI	ADJ RPI	CONF. RPI	ADJ CONF. RPI	
Average RPI Loss:	91										
DIV. I ONLY	17- 15	.53125	155	4- 6	125	144	139	.51898	140	7	7
DIV. I NON-CONF.	11- 4	.73333	70	0- 0	185	246	102	.54673	103	8	8
<hr/>											
TOTALS	RPI 1-25	RPI 26-50		W-L RECORDS		RPI 51-100		RPI 101-150		RPI 150+	
17- 15	0- 0	0- 6		OVERALL		3- 3		2- 3		12- 3	
10- 7	0- 0	0- 3		HOME		1- 2		2- 1		7- 1	
4- 6	0- 0	0- 3		AWAY		1- 1		0- 1		3- 1	
3- 2	0- 0	0- 0		NEUTRAL		1- 0		0- 1		2- 1	
<hr/>											
11- 4	0- 0	0- 0		NON-CONFERENCE		2- 1		1- 2		8- 1	
6- 2	0- 0	0- 0		HOME		0- 1		1- 1		5- 0	
2- 0	0- 0	0- 0		AWAY		1- 0		0- 0		1- 0	
3- 2	0- 0	0- 0		NEUTRAL		1- 0		0- 1		2- 1	
<hr/>											
6- 11	0- 0	0- 6		CONFERENCE		1- 2		1- 1		4- 2	
4- 5	0- 0	0- 3		HOME		1- 1		1- 0		2- 1	
2- 6	0- 0	0- 3		AWAY		0- 1		0- 1		2- 1	
0- 0	0- 0	0- 0		NEUTRAL		0- 0		0- 0		0- 0	
<hr/>											
RPI S	Opponent	Score	RPI S	Opponent	Score	RPI S	Opponent	Score	RPI S	Opponent	Score
			30 A	Wichita St.	1 3	52 A	UNI	0 3	111 A	Loyola Chicago	1 3
			30 H	Wichita St.	0 3	52 H	UNI	3 2	111 H	Loyola Chicago	3 2
			42 A	Southern Ill.	1 3	64 H	Illinois St.	1 3	112 H	IUPUI	2 3
			42 H	Southern Ill.	1 3	92 N	Oakland	3 1	127 H	Valparaiso	3 2
			43 A	Missouri St.	2 3	95 H	Murray St.	0 3	138 N	Albany (NY)	1 3
			43 H	Missouri St.	2 3	98 A	Kent St.	3 2	157 N	Marshall	1 3
									187 H	Eastern Mich.	3 1
									189 A	Eastern Ill.	3 1
									204 A	Drake	1 3
									204 H	Drake	2 3
									267 A	Evansville	3 1
									267 H	Evansville	3 1
									268 H	UT Martin	3 0
									271 A	Bradley	3 0
									271 H	Bradley	3 0
									277 H	IPFW	3 0
									278 N	Morehead St.	3 2
									292 N	Canisius	3 1
									311 H	Chicago St.	3 0
									312 H	Western Ill.	3 0
<hr/>											
			LAST 10 GAMES								
			42 A	Southern Ill.	1 3	204 A	Drake	1 3			
			267 A	Evansville	3 1	30 H	Wichita St.	0 3			
			271 H	Bradley	3 0	43 H	Missouri St.	2 3			
			111 H	Loyola Chicago	3 2	64 H	Illinois St.	1 3			
			52 A	UNI	0 3	267 H	Evansville	3 1			

Non-Div. I Games:

Indiana St.

Average RPI Win:	190	WON-LOST RECORD	WINNING PCT. RANK	LAST 10 GAMES	STRENGTH OF SCHEDULE	OPP. STRENGTH OF SCHEDULE	TEAM RPI	ADJ RPI	CONF. RPI	ADJ CONF. RPI	
DIV. I ONLY	11- 15	.42308	214	5- 5	57	157	140	.51837	141	13	14
DIV. I NON-CONF.	3- 9	.25	270	0- 0	48	141	188	.48631	188	17	17
<hr/>											
TOTALS	RPI 1-25	RPI 26-50		W-L RECORDS	RPI 51-100		RPI 101-150		RPI 150+		
11- 15	0- 0	0- 1		OVERALL	1- 7		3- 4		7- 3		
4- 3	0- 0	0- 0		HOME	0- 2		1- 1		3- 0		
4- 7	0- 0	0- 1		AWAY	1- 3		1- 2		2- 1		
3- 5	0- 0	0- 0		NEUTRAL	0- 2		1- 1		2- 2		
<hr/>											
3- 9	0- 0	0- 1		NON-CONFERENCE	0- 4		1- 2		2- 2		
0- 0	0- 0	0- 0		HOME	0- 0		0- 0		0- 0		
0- 4	0- 0	0- 1		AWAY	0- 2		0- 1		0- 0		
3- 5	0- 0	0- 0		NEUTRAL	0- 2		1- 1		2- 2		
<hr/>											
8- 6	0- 0	0- 0		CONFERENCE	1- 3		2- 2		5- 1		
4- 3	0- 0	0- 0		HOME	0- 2		1- 1		3- 0		
4- 3	0- 0	0- 0		AWAY	1- 1		1- 1		2- 1		
0- 0	0- 0	0- 0		NEUTRAL	0- 0		0- 0		0- 0		
<hr/>											
RPI S	Opponent	Score	RPI S	Opponent	Score	RPI S	Opponent	Score	RPI S	Opponent	Score
			29 A	Dayton	0 3	58 A	Lipscomb	0 3	105 N	Tennessee	1 3
						58 H	Lipscomb	2 3	113 A	Kennesaw St.	3 0
						64 N	Illinois St.	2 3	113 H	Kennesaw St.	0 3
						78 N	Ole Miss	0 3	133 A	North Florida	2 3
						79 A	Auburn	2 3	133 H	North Florida	3 2
						88 A	FGCU	3 2	135 N	Samford	3 1
						88 H	FGCU	2 3	145 A	North Carolina St.	1 3
						96 A	Col. of Charleston	0 3	164 N	Stephen F. Austin	3 2
									175 N	Delaware	1 3
									187 N	Eastern Mich.	0 3
									212 N	Wofford	3 0
									213 A	USC Upstate	3 1
									213 H	USC Upstate	3 1
									216 A	Stetson	2 3
									216 H	Stetson	3 1
									299 A	NJIT	3 0
									299 H	NJIT	3 2
<hr/>											
LAST 10 GAMES											
			113 H	Kennesaw St.	0 3	216 A	Stetson	2 3			
			213 H	USC Upstate	3 1	133 H	North Florida	3 2			
			299 A	NJIT	3 0	88 H	FGCU	2 3			
			58 A	Lipscomb	0 3	216 H	Stetson	3 1			
			88 A	FGCU	3 2	58 H	Lipscomb	2 3			

Non-Div. I Games:

Jacksonville

Average RPI Win:	228	WON-LOST RECORD	WINNING PCT. RANK	LAST 10 GAMES	STRENGTH OF SCHEDULE	OPP. STRENGTH OF SCHEDULE	TEAM RPI	ADJ RPI	CONF. RPI	ADJ CONF. RPI	
DIV. I ONLY		15- 8	.65217 94	9- 1	234	219	141	.51776 142	22	22	
DIV. I NON-CONF.		5- 4	.55556 144	0- 0	209	170	172	.49899 172	23	23	
<hr/>											
TOTALS	RPI 1-25	RPI 26-50		W-L RECORDS		RPI 51-100		RPI 101-150		RPI 150+	
15- 8	0- 0	0- 0		OVERALL		0- 1		0- 3		15- 4	
6- 1	0- 0	0- 0		HOME		0- 0		0- 0		6- 1	
5- 5	0- 0	0- 0		AWAY		0- 0		0- 2		5- 3	
4- 2	0- 0	0- 0		NEUTRAL		0- 1		0- 1		4- 0	
<hr/>											
5- 4	0- 0	0- 0		NON-CONFERENCE		0- 1		0- 3		5- 0	
0- 0	0- 0	0- 0		HOME		0- 0		0- 0		0- 0	
1- 2	0- 0	0- 0		AWAY		0- 0		0- 2		1- 0	
4- 2	0- 0	0- 0		NEUTRAL		0- 1		0- 1		4- 0	
<hr/>											
10- 4	0- 0	0- 0		CONFERENCE		0- 0		0- 0		10- 4	
6- 1	0- 0	0- 0		HOME		0- 0		0- 0		6- 1	
4- 3	0- 0	0- 0		AWAY		0- 0		0- 0		4- 3	
0- 0	0- 0	0- 0		NEUTRAL		0- 0		0- 0		0- 0	
<hr/>											
RPI S	Opponent	Score	RPI S	Opponent	Score	RPI S	Opponent	Score	RPI S	Opponent	Score
						88 N	FGCU	1 3	106 A	Hofstra	1 3
						109 A	George Washington	1 3			
						147 N	UC Davis	0 3			
						153 A	Harvard	0 3			
						153 H	Harvard	3 0			
						156 A	Yale	0 3			
						156 H	Yale	3 1			
						159 A	Dartmouth	1 3			
						159 H	Dartmouth	3 0			
						179 N	Duquesne	3 0			
						193 A	Rutgers	3 0			
						199 A	Penn	3 1			
						199 H	Penn	1 3			
						221 N	Radford	3 2			
						238 N	Howard	3 2			
						254 A	Brown	3 2			
						254 H	Brown	3 0			
						263 A	Columbia	3 1			
						263 H	Columbia	3 0			
						286 A	Cornell	3 0			
286 H	Cornell	3 0									
			LAST 10 GAMES			317 N	Hartford	3 0			
			263 A	Columbia	3 1	159 H	Dartmouth	3 0			
			286 A	Cornell	3 0	199 A	Penn	3 1			
			254 H	Brown	3 0	156 A	Yale	0 3			
			156 H	Yale	3 1	254 A	Brown	3 2			
			153 H	Harvard	3 0	286 H	Cornell	3 0			

Non-Div. I Games:

Princeton

Average RPI Win: 158		WON-LOST RECORD		WINNING PCT. RANK		LAST 10 GAMES		STRENGTH OF SCHEDULE		OPP. STRENGTH OF SCHEDULE		TEAM RPI		ADJ RPI		CONF. RPI		ADJ CONF. RPI	
Average RPI Loss: 41																			
DIV. I ONLY		5- 21		.19231 312		1- 9		7		22		145		.51733 143		3		3	
DIV. I NON-CONF.		2- 8		.2 285		0- 0		7		42		132		.52871 129		2		2	
TOTALS		RPI 1-25		RPI 26-50		W-L RECORDS		RPI 51-100		RPI 101-150		RPI 150+							
5- 21		0- 9		0- 4		OVERALL		0- 6		2- 2		3- 0							
2- 5		0- 3		0- 0		HOME		0- 2		1- 0		1- 0							
2- 14		0- 6		0- 3		AWAY		0- 3		1- 2		1- 0							
1- 2		0- 0		0- 1		NEUTRAL		0- 1		0- 0		1- 0							
2- 8		0- 2		0- 3		NON-CONFERENCE		0- 2		1- 1		1- 0							
0- 0		0- 0		0- 0		HOME		0- 0		0- 0		0- 0							
1- 6		0- 2		0- 2		AWAY		0- 1		1- 1		0- 0							
1- 2		0- 0		0- 1		NEUTRAL		0- 1		0- 0		1- 0							
3- 13		0- 7		0- 1		CONFERENCE		0- 4		1- 1		2- 0							
2- 5		0- 3		0- 0		HOME		0- 2		1- 0		1- 0							
1- 8		0- 4		0- 1		AWAY		0- 2		0- 1		1- 0							
0- 0		0- 0		0- 0		NEUTRAL		0- 0		0- 0		0- 0							
RPI	S	Opponent		Score		RPI	S	Opponent		Score		RPI	S	Opponent		Score			
3	A	Southern California		0	3	27	A	Hawaii		0	3	53	H	Oregon		1	3		
3	H	Southern California		1	3	30	N	Wichita St.		0	3	54	A	Long Beach St.		0	3		
6	A	Washington		0	3	31	A	San Diego		1	3	59	A	Colorado		2	3		
11	A	UCLA		1	3	32	A	Arizona St.		0	3	59	H	Colorado		0	3		
11	H	UCLA		2	3							68	N	Pacific		1	3		
12	A	Stanford		0	3							97	A	Washington St.		1	3		
12	H	Stanford		0	3														
17	A	BYU		0	3														
17	A	BYU		1	3														
LAST 10 GAMES																			
						11	A	UCLA		1	3	59	A	Colorado		2	3		
						3	A	Southern California		0	3	11	H	UCLA		2	3		
						12	H	Stanford		0	3	3	H	Southern California		1	3		
						167	H	California		3	0	97	A	Washington St.		1	3		
						126	A	Utah		1	3	6	A	Washington		0	3		

Non-Div. I Games:

Oregon St.

Average RPI Win:		219	WON-LOST RECORD		WINNING PCT. RANK		LAST 10 GAMES		STRENGTH OF SCHEDULE		OPP. STRENGTH OF SCHEDULE		TEAM RPI		ADJ RPI		CONF. RPI		ADJ CONF. RPI	
DIV. I ONLY			14- 15		.48276 178		7- 3		104		129		143		.51578 144		18		18	
DIV. I NON-CONF.			4- 9		.30769 259		0- 0		38		53		144		.51635 144		15		15	
TOTALS		RPI 1-25		RPI 26-50		W-L RECORDS		RPI 51-100		RPI 101-150		RPI 150+								
14- 15		0- 1		0- 6		OVERALL		0- 4		2- 1		12- 3								
10- 3		0- 0		0- 1		HOME		0- 2		1- 0		9- 0								
3- 9		0- 0		0- 3		AWAY		0- 2		1- 1		2- 3								
1- 3		0- 1		0- 2		NEUTRAL		0- 0		0- 0		1- 0								
4- 9		0- 1		0- 5		NON-CONFERENCE		0- 2		0- 1		4- 0								
3- 2		0- 0		0- 1		HOME		0- 1		0- 0		3- 0								
0- 4		0- 0		0- 2		AWAY		0- 1		0- 1		0- 0								
1- 3		0- 1		0- 2		NEUTRAL		0- 0		0- 0		1- 0								
10- 6		0- 0		0- 1		CONFERENCE		0- 2		2- 0		8- 3								
7- 1		0- 0		0- 0		HOME		0- 1		1- 0		6- 0								
3- 5		0- 0		0- 1		AWAY		0- 1		1- 0		2- 3								
0- 0		0- 0		0- 0		NEUTRAL		0- 0		0- 0		0- 0								
RPI	S	Opponent		Score		RPI	S	Opponent		Score		RPI	S	Opponent		Score				
5	N	Kansas		1	3	28	A	Colorado St.		0	3	56	H	Idaho St.		2	3			
						32	H	Arizona St.		0	3	72	A	Sacramento St.		1	3			
						34	N	Marquette		1	3	87	A	Denver		0	3			
						41	A	Northern Ariz.		2	3	91	H	Indiana		0	3			
						42	N	Southern Ill.		1	3									
						49	A	Wyoming		1	3									
</																				

Non-Div. I Games:

Northern Colo.

Average RPI Win:		213	WON-LOST RECORD		WINNING PCT. RANK		LAST 10 GAMES		STRENGTH OF SCHEDULE		OPP. STRENGTH OF SCHEDULE		TEAM RPI	ADJ RPI		CONF. RPI		ADJ CONF. RPI					
DIV. I ONLY			15- 13		.53571 146		3- 7		160		94		144	.51522 145		6		6					
DIV. I NON-CONF.			11- 1		.91667 12		0- 0		286		239		96	.55094 97		6		6					
TOTALS		RPI 1-25		RPI 26-50		W-L RECORDS		RPI 51-100		RPI 101-150		RPI 150+											
15- 13		0- 3		0- 3		OVERALL		0- 4		3- 2		12- 1											
8- 8		0- 3		0- 2		HOME		0- 3		3- 0		5- 0											
3- 5		0- 0		0- 1		AWAY		0- 1		0- 2		3- 1											
4- 0		0- 0		0- 0		NEUTRAL		0- 0		0- 0		4- 0											
11- 1		0- 0		0- 0		NON-CONFERENCE		0- 1		2- 0		9- 0											
5- 1		0- 0		0- 0		HOME		0- 1		2- 0		3- 0											
2- 0		0- 0		0- 0		AWAY		0- 0		0- 0		2- 0											
4- 0		0- 0		0- 0		NEUTRAL		0- 0		0- 0		4- 0											
4- 12		0- 3		0- 3		CONFERENCE		0- 3		1- 2		3- 1											
3- 7		0- 3		0- 2		HOME		0- 2		1- 0		2- 0											
1- 5		0- 0		0- 1		AWAY		0- 1		0- 2		1- 1											
0- 0		0- 0		0- 0		NEUTRAL		0- 0		0- 0		0- 0											
RPI	S	Opponent		Score		RPI	S	Opponent		Score		RPI	S	Opponent		Score							
13	H	Louisville		0 3		35	H	Miami (FL)		2 3		51	H	Virginia		0 3							
23	H	North Carolina		0 3		40	A	Pittsburgh		1 3		60	A	Syracuse		1 3							
24	H	Florida St.		1 3		40	H	Pittsburgh		2 3		78	H	Ole Miss		2 3							
												93	H	Duke		2 3							
														105	H	Tennessee		3 0					
														107	A	Virginia Tech		1 3					
														107	H	Virginia Tech		3 0					
														110	A	Georgia Tech		0 3					
														141	H	Jacksonville		3 1					
														162	A	South Carolina		3 0					
														166	A	Boston College		1 3					
														168	H	Wake Forest		3 1					
														175	H	Delaware		3 0					
														205	H	Notre Dame		3 2					
														206	A	Clemson		3 0					
														214	H	Campbell		3 0					
														240	A	Tulane		3 1					
														256	N	Southeastern La.		3 0					
														276	N	Incarnate Word		3 2					
														289	N	Nicholls St.		3 1					
														323	H	Hampton		3 0					
														328	N	N.C. Central		3 0					
LAST 10 GAMES																							
40 H Pittsburgh						2 3						205 H Notre Dame						3 2					
107 H Virginia Tech						3 0						110 A Georgia Tech						0 3					
60 A Syracuse						1 3						206 A Clemson						3 0					
166 A Boston College						1 3						24 H Florida St.						1 3					
13 H Louisville						0 3						35 H Miami (FL)						2 3					

Non-Div. I Games:

North Carolina St.

Average RPI Win: 178		WON-LOST	WINNING	LAST 10	STRENGTH OF		OPP. STRENGTH	TEAM	ADJ	CONF.	ADJ CONF.
Average RPI Loss: 91		RECORD	PCT. RANK	GAMES	SCHEDULE		OF SCHEDULE	RPI	RPI	RPI	RPI
DIV. I ONLY		12- 16	.42857	208	3- 7		87	87	146	.51394	146
DIV. I NON-CONF.		6- 6	.5	162	0- 0		98	144	135	.524	135
TOTALS		RPI 1-25	RPI 26-50		W-L RECORDS		RPI 51-100		RPI 101-150		RPI 150+
12- 16	0- 3	0- 4		OVERALL		1- 3		3- 2		8- 4	
5- 5	0- 1	0- 2		HOME		1- 1		1- 0		3- 1	
5- 7	0- 2	0- 2		AWAY		0- 1		1- 0		4- 2	
2- 4	0- 0	0- 0		NEUTRAL		0- 1		1- 2		1- 1	
6- 6	0- 1	0- 0		NON-CONFERENCE		1- 1		2- 2		3- 2	
3- 0	0- 0	0- 0		HOME		1- 0		1- 0		1- 0	
1- 2	0- 1	0- 0		AWAY		0- 0		0- 0		1- 1	
2- 4	0- 0	0- 0		NEUTRAL		0- 1		1- 2		1- 1	
6- 10	0- 2	0- 4		CONFERENCE		0- 2		1- 0		5- 2	
2- 5	0- 1	0- 2		HOME		0- 1		0- 0		2- 1	
4- 5	0- 1	0- 2		AWAY		0- 1		1- 0		3- 1	
0- 0	0- 0	0- 0		NEUTRAL		0- 0		0- 0		0- 0	
RPI S	Opponent	Score	RPI S	Opponent	Score	RPI S	Opponent	Score	RPI S	Opponent	Score
13 A	Louisville	0 3	34 A	Marquette	1 3	57 N	Ohio	0 3	106 H	Hofstra	3 2
20 A	Creighton	1 3	34 H	Marquette	0 3	70 A	Xavier	0 3	111 N	Loyola Chicago	1 3
20 H	Creighton	0 3	44 A	Villanova	0 3	70 H	Xavier	2 3	120 A	St. John's (NY)	3 1
			44 H	Villanova	0 3	90 H	Temple	3 0	126 N	Utah	2 3
									134 N	Central Ark.	3 2
									152 A	Butler	3 1
									152 H	Butler	3 0
									161 A	UNLV	0 3
									178 N	Omaha	0 3
									197 A	DePaul	3 1
									197 H	DePaul	3 0
									205 H	Notre Dame	3 0
									226 A	Georgetown	3 2
									226 H	Georgetown	2 3
									250 A	Providence	2 3
									269 N	Binghamton	3 2
									286 A	Cornell	3 0
			LAST 10 GAMES								
			44 A	Villanova	0 3	197 A	DePaul	3 1			
			152 A	Butler	3 1	34 A	Marquette	1 3			
			70 A	Xavier	0 3	44 H	Villanova	0 3			
			20 H	Creighton	0 3	120 A	St. John's (NY)	3 1			
			226 H	Georgetown	2 3	70 H	Xavier	2 3			

Non-Div. I Games:

Seton Hall

Average RPI Win:		201	WON-LOST		WINNING		LAST 10		STRENGTH OF		OPP. STRENGTH		TEAM		ADJ		CONF.		ADJ CONF.				
Average RPI Loss:		90	RECORD		PCT. RANK		GAMES		SCHEDULE		OF SCHEDULE		RPI		RPI		RPI		RPI				
DIV. I ONLY			13- 15		.46429	190	6- 4		100		118		147		.5129	147	14		13				
DIV. I NON-CONF.			5- 9		.35714	242	0- 0		36		114		136		.52394	136	9		9				
TOTALS		RPI 1-25		RPI 26-50		W-L RECORDS		RPI 51-100		RPI 101-150		RPI 150+											
13- 15		0- 1		0- 4		OVERALL		0- 5		3- 2		10- 3											
5- 3		0- 0		0- 1		HOME		0- 2		1- 0		4- 0											
4- 8		0- 1		0- 2		AWAY		0- 1		1- 1		3- 3											
4- 4		0- 0		0- 1		NEUTRAL		0- 2		1- 1		3- 0											
5- 9		0- 1		0- 2		NON-CONFERENCE		0- 3		1- 2		4- 1											
0- 1		0- 0		0- 0		HOME		0- 1		0- 0		0- 0											
1- 4		0- 1		0- 1		AWAY		0- 0		0- 1		1- 1											
4- 4		0- 0		0- 1		NEUTRAL		0- 2		1- 1		3- 0											
8- 6		0- 0		0- 2		CONFERENCE		0- 2		2- 0		6- 2											
5- 2		0- 0		0- 1		HOME		0- 1		1- 0		4- 0											
3- 4		0- 0		0- 1		AWAY		0- 1		1- 0		2- 2											
0- 0		0- 0		0- 0		NEUTRAL		0- 0		0- 0		0- 0											
RPI	S	Opponent		Score		RPI	S	Opponent		Score		RPI	S	Opponent		Score							
9	A	Nebraska		0	3	27	A	Hawaii		0	3	52	N	UNI		1	3	101	A	Cal Poly	3	2	
						27	H	Hawaii		1	3	54	A	Long Beach St.		0	3	109	A	George Washington	2	3	
						28	A	Colorado St.		0	3	54	H	Long Beach St.		1	3	110	N	Georgia Tech	2	3	
						47	N	Baylor		2	3	72	H	Sacramento St.		0	3	132	H	UC Irvine	3	1	
												94	N	Portland		1	3	142	N	Princeton	3	0	
																		170	N	South Fla.	3	0	
																		178	A	Omaha	3	2	
																		190	N	Southern Utah	3	0	
																		210	A	Fresno St.	0	3	
																		215	A	UC Santa Barbara	3	0	
																		215	H	UC Santa Barbara	3	0	
																		221	N	Radford	3	0	
																		222	A	CSUN	1	3	
																		222	H	CSUN	3	2	
																		228	A	UC Riverside	2	3	
																		228	H	UC Riverside	3	1	
																		302	A	Cal St. Fullerton	3	0	
																		302	H	Cal St. Fullerton	3	0	
						LAST 10 GAMES																	
						27	H	Hawaii		1	3	302	A	Cal St. Fullerton		3	0						
						101	A	Cal Poly		3	2	228	A	UC Riverside		2	3						
						215	A	UC Santa Barbara		3	0	27	A	Hawaii		0	3						
						54	H	Long Beach St.		1	3	302	H	Cal St. Fullerton		3	0						
						222	H	CSUN		3	2	215	H	UC Santa Barbara		3	0						

Non-Div. I Games:

UC Davis

Average RPI Win:		183	WON-LOST RECORD		WINNING PCT. RANK		LAST 10 GAMES		STRENGTH OF SCHEDULE		OPP. STRENGTH OF SCHEDULE		TEAM RPI		ADJ RPI		CONF. RPI		ADJ CONF. RPI				
Average RPI Loss:		76																					
DIV. I ONLY			10- 19		.34483 242		4- 6		43		83		149		.51243 148		10		10				
DIV. I NON-CONF.			3- 10		.23077 278		0- 1		35		37		167		.49997 167		10		10				
TOTALS		RPI 1-25		RPI 26-50		W-L RECORDS		RPI 51-100		RPI 101-150		RPI 150+											
10- 19		0- 1		0- 10		OVERALL		0- 2		3- 3		7- 3											
4- 7		0- 0		0- 4		HOME		0- 1		1- 1		3- 1											
4- 10		0- 0		0- 6		AWAY		0- 0		1- 2		3- 2											
2- 2		0- 1		0- 0		NEUTRAL		0- 1		1- 0		1- 0											
3- 10		0- 1		0- 4		NON-CONFERENCE		0- 2		1- 3		2- 0											
0- 3		0- 0		0- 1		HOME		0- 1		0- 1		0- 0											
1- 5		0- 0		0- 3		AWAY		0- 0		0- 2		1- 0											
2- 2		0- 1		0- 0		NEUTRAL		0- 1		1- 0		1- 0											
7- 9		0- 0		0- 6		CONFERENCE		0- 0		2- 0		5- 3											
4- 4		0- 0		0- 3		HOME		0- 0		1- 0		3- 1											
3- 5		0- 0		0- 3		AWAY		0- 0		1- 0		2- 2											
0- 0		0- 0		0- 0		NEUTRAL		0- 0		0- 0		0- 0											
RPI	S	Opponent		Score		RPI	S	Opponent		Score		RPI	S	Opponent		Score		RPI	S	Opponent		Score	
4	N	Florida		0 3		26	A	Loyola Marymount		0 3		68	H	Pacific		0 3		101	A	Cal Poly		0 3	
						27	A	Hawaii		0 3		87	N	Denver		1 3		108	A	New Mexico		3 0	
						28	A	Colorado St.		0 3								108	H	New Mexico		3 2	
						28	H	Colorado St.		0 3								114	A	San Francisco		0 3	
						31	A	San Diego		0 3								139	N	CSU Bakersfield		3 2	
						38	H	TCU		0 3								143	H	Oregon St.		1 3	
						45	A	Boise St.		0 3								161	A	UNLV		1 3	
						45	H	Boise St.		2 3								161	H	UNLV		3 0	
						49	A	Wyoming		0 3								185	N	Eastern Wash.		3 0	
						49	H	Wyoming		0 3								203	A	Air Force		1 3	
																		203	H	Air Force		2 3	
																		210	A	Fresno St.		3 2	
																		210	H	Fresno St.		3 0	
																		215	A	UC Santa Barbara		3 0	
																		249	A	Utah St.		3 2	
																		249	H	Utah St.		3 0	
LAST 10 GAMES																							
						249	A	Utah St.		3 2		28	A	Colorado St.		0 3							
						45	A	Boise St.		0 3		108	H	New Mexico		3 2							
						161	H	UNLV		3 0		203	H	Air Force		2 3							
						210	H	Fresno St.		3 0		31	A	San Diego		0 3							
						49	A	Wyoming		0 3		45	H	Boise St.		2 3							

Non-Div. I Games:

San Diego St.

Average RPI Win: 219		WON-LOST	WINNING	LAST 10	STRENGTH OF		OPP. STRENGTH	TEAM	ADJ		CONF.	ADJ CONF.
Average RPI Loss: 110		RECORD	PCT. RANK	GAMES	SCHEDULE		OF SCHEDULE	RPI	RPI		RPI	RPI
DIV. I ONLY		17- 10	.62963	100	6- 4		260	154	150		.51225	149
DIV. I NON-CONF.		8- 5	.61538	125	0- 0		187	96	126		.52954	125
TOTALS		RPI 1-25	RPI 26-50		W-L RECORDS		RPI 51-100		RPI 101-150		RPI 150+	
17- 10	0- 0	0- 2		OVERALL		0- 3		1- 3		16- 2		
5- 2	0- 0	0- 0		HOME		0- 1		0- 1		5- 0		
7- 5	0- 0	0- 1		AWAY		0- 1		0- 1		7- 2		
5- 3	0- 0	0- 1		NEUTRAL		0- 1		1- 1		4- 0		
8- 5	0- 0	0- 2		NON-CONFERENCE		0- 1		1- 1		7- 1		
0- 0	0- 0	0- 0		HOME		0- 0		0- 0		0- 0		
3- 2	0- 0	0- 1		AWAY		0- 0		0- 0		3- 1		
5- 3	0- 0	0- 1		NEUTRAL		0- 1		1- 1		4- 0		
9- 5	0- 0	0- 0		CONFERENCE		0- 2		0- 2		9- 1		
5- 2	0- 0	0- 0		HOME		0- 1		0- 1		5- 0		
4- 3	0- 0	0- 0		AWAY		0- 1		0- 1		4- 1		
0- 0	0- 0	0- 0		NEUTRAL		0- 0		0- 0		0- 0		
RPI S	Opponent	Score	RPI S	Opponent	Score	RPI S	Opponent	Score	RPI S	Opponent	Score	
35 A	Miami (FL)	0 3	69 A	New Mexico St.	2 3	118 N	UCF	3 1				
48 N	Kansas St.	0 3	69 H	New Mexico St.	2 3	132 N	UC Irvine	0 3				
			97 N	Washington St.	0 3	139 A	CSU Bakersfield	1 3				
						139 H	CSU Bakersfield	1 3				
						151 A	FIU	3 1				
						167 A	California	3 0				
						174 N	VCU	3 0				
						175 N	Nevada	3 0				
						180 A	Idaho	0 3				
						182 A	UMKC	3 2				
						182 H	UMKC	3 1				
						185 N	Eastern Wash.	3 0				
						188 A	Utah Valley	0 3				
						188 H	Utah Valley	3 0				
						233 A	Middle Tenn.	3 1				
						261 N	Bethune-Cookman	3 0				
						262 A	UTRGV	3 1				
						262 H	UTRGV	3 0				
						282 A	Grand Canyon	3 0				
						282 H	Grand Canyon	3 0				
						311 A	Chicago St.	3 1				
						311 H	Chicago St.	3 2				
LAST 10 GAMES			LAST 10 GAMES			LAST 10 GAMES						
262 H	UTRGV	3 0	182 H	UMKC	3 1							
69 H	New Mexico St.	2 3	311 H	Chicago St.	3 2							
188 H	Utah Valley	3 0	69 A	New Mexico St.	2 3							
282 A	Grand Canyon	3 0	262 A	UTRGV	3 1							
139 A	CSU Bakersfield	1 3	188 A	Utah Valley	0 3							

Non-Div. I Games:

Seattle

Average RPI Win:	264	WON-LOST	WINNING	LAST 10	STRENGTH OF	OPP. STRENGTH	TEAM	ADJ	CONF.	ADJ CONF.	
Average RPI Loss:	125	RECORD	PCT. RANK	GAMES	SCHEDULE	OF SCHEDULE	RPI	RPI	RPI	RPI	
DIV. I ONLY	19- 12	.6129	106	7- 3	188	272	148	.51104	150	25	25
DIV. I NON-CONF.	8- 7	.53333	155	0- 0	138	253	156	.5061	157	26	26
<hr/>											
TOTALS	RPI 1-25	RPI 26-50		W-L RECORDS		RPI 51-100		RPI 101-150		RPI 150+	
19- 12	0- 0	0- 3		OVERALL		0- 4		1- 2		18- 3	
10- 3	0- 0	0- 1		HOME		0- 1		1- 0		9- 1	
6- 6	0- 0	0- 1		AWAY		0- 3		0- 1		6- 1	
3- 3	0- 0	0- 1		NEUTRAL		0- 0		0- 1		3- 1	
<hr/>											
8- 7	0- 0	0- 3		NON-CONFERENCE		0- 2		0- 1		8- 1	
4- 1	0- 0	0- 1		HOME		0- 0		0- 0		4- 0	
1- 3	0- 0	0- 1		AWAY		0- 2		0- 0		1- 0	
3- 3	0- 0	0- 1		NEUTRAL		0- 0		0- 1		3- 1	
<hr/>											
11- 5	0- 0	0- 0		CONFERENCE		0- 2		1- 1		10- 2	
6- 2	0- 0	0- 0		HOME		0- 1		1- 0		5- 1	
5- 3	0- 0	0- 0		AWAY		0- 1		0- 1		5- 1	
0- 0	0- 0	0- 0		NEUTRAL		0- 0		0- 0		0- 0	
<hr/>											
RPI S	Opponent	Score	RPI S	Opponent	Score	RPI S	Opponent	Score	RPI S	Opponent	Score
			40 A	Pittsburgh	1 3	63 A	James Madison	0 3	109 N	George Washington	0 3
			41 N	Northern Ariz.	0 3	80 A	American	0 3	125 A	Army West Point	0 3
			44 H	Villanova	0 3	80 H	American	0 3	125 H	Army West Point	3 2
						99 A	Rhode Island	2 3	184 H	Marist	3 0
									201 A	Colgate	3 1
									201 H	Colgate	3 0
									234 A	Bucknell	3 2
									234 H	Bucknell	3 0
									243 N	Sacred Heart	3 2
									255 N	Bowling Green	0 3
									264 A	Navy	1 3
									264 H	Navy	3 1
									278 H	Morehead St.	3 1
									283 A	Fordham	3 0
									292 N	Canisius	3 0
									300 A	Lafayette	3 0
									300 H	Lafayette	0 3
									307 A	Loyola Maryland	3 0
									307 H	Loyola Maryland	3 0
									309 A	Holy Cross	3 0
									309 H	Holy Cross	3 1
									313 N	St. Francis Brooklyn	3 1
									314 H	Fairleigh Dickinson	3 0
									324 H	Saint Peter's	3 0
			LAST 10 GAMES								
			125 H	Army West Point	3 2	307 A	Loyola Maryland	3 0			
			309 H	Holy Cross	3 1	264 A	Navy	1 3			
			80 A	American	0 3	300 A	Lafayette	3 0			
			234 H	Bucknell	3 0	309 A	Holy Cross	3 0			
			201 A	Colgate	3 1	125 A	Army West Point	0 3			

F
I
U

FIU				Through Games Of Though Nov. 15, 2015								
Average RPI Win:	219	WON-LOST	WINNING	LAST 10	STRENGTH OF	OPP. STRENGTH	TEAM	ADJ	CONF.	ADJ CONF.		
Average RPI Loss:	115 <th>RECORD</th> <th>PCT. RANK</th> <th>GAMES</th> <th>SCHEDULE</th> <th>OF SCHEDULE</th> <th>RPI</th> <th>RPI</th> <th>RPI</th> <th>RPI</th>	RECORD	PCT. RANK	GAMES	SCHEDULE	OF SCHEDULE	RPI	RPI	RPI	RPI		
DIV. I ONLY		15- 12	.55556 135	5- 5		182	159	151	.51062 151	11	11	
DIV. I NON-CONF.		6- 5	.54545 146	0- 0		271	248	214	.46572 214	12	12	
<hr/>												
TOTALS	RPI 1-25	RPI 26-50		W-L RECORDS	RPI 51-100		RPI 101-150		RPI 150+			
15- 12	0- 2	0- 0		OVERALL	2- 4		0- 4		13- 2			
8- 7	0- 1	0- 0		HOME	1- 3		0- 3		7- 0			
5- 4	0- 1	0- 0		AWAY	1- 1		0- 1		4- 1			
2- 1	0- 0	0- 0		NEUTRAL	0- 0		0- 0		2- 1			
<hr/>												
6- 5	0- 0	0- 0		NON-CONFERENCE	0- 1		0- 3		6- 1			
3- 4	0- 0	0- 0		HOME	0- 1		0- 3		3- 0			
1- 0	0- 0	0- 0		AWAY	0- 0		0- 0		1- 0			
2- 1	0- 0	0- 0		NEUTRAL	0- 0		0- 0		2- 1			
<hr/>												
9- 7	0- 2	0- 0		CONFERENCE	2- 3		0- 1		7- 1			
5- 3	0- 1	0- 0		HOME	1- 2		0- 0		4- 0			
4- 4	0- 1	0- 0		AWAY	1- 1		0- 1		3- 1			
0- 0	0- 0	0- 0		NEUTRAL	0- 0		0- 0		0- 0			
<hr/>												
RPI S	Opponent	Score	RPI S	Opponent	Score	RPI S	Opponent	Score	RPI S	Opponent	Score	
19 A	Western Ky.	0 3				65 A	Rice	0 3	118 H	UCF	0 3	
19 H	Western Ky.	0 3				73 H	UTSA	1 3	123 A	Southern Miss.	2 3	
						85 A	Fla. Atlantic	3 2	133 H	North Florida	1 3	
						85 H	Fla. Atlantic	3 1	149 H	Seattle	1 3	
						88 H	FGCU	1 3	157 H	Marshall	3 1	
						89 H	North Texas	1 3	170 H	South Fla.	3 0	
									195 H	UTEP	3 0	
									209 A	Charlotte	3 0	
									209 H	Charlotte	3 0	
									216 A	Stetson	3 2	
									233 A	Middle Tenn.	2 3	
									247 N	Mercer	3 0	
									252 A	Louisiana Tech	3 0	
									252 H	Louisiana Tech	3 1	
									261 H	Bethune-Cookman	3 1	
									273 N	Austin Peay	0 3	
									291 A	UAB	3 2	
									318 H	Alabama A&M	3 0	
									331 N	Savannah St.	3 0	
<hr/>												
			LAST 10 GAMES									
			209 A	Charlotte	3 0	233 A	Middle Tenn.	2 3				
			252 A	Louisiana Tech	3 0	85 A	Fla. Atlantic	3 2				
			89 H	North Texas	1 3	252 H	Louisiana Tech	3 1				
			19 H	Western Ky.	0 3	123 A	Southern Miss.	2 3				
			73 H	UTSA	1 3	209 H	Charlotte	3 0				

F
I
U

Non-Div. I Games:

FIU

Average RPI Win: 196		WON-LOST	WINNING	LAST 10	STRENGTH OF		OPP. STRENGTH	TEAM	ADJ		CONF.	ADJ CONF.
Average RPI Loss: 67		RECORD	PCT. RANK	GAMES	SCHEDULE		OF SCHEDULE	RPI	RPI		RPI	RPI
DIV. I ONLY		10- 18	.35714	237	5- 4		60	71	153		.50969	152
DIV. I NON-CONF.		3- 9	.25	270	0- 0		46	47	174		.49792	174
TOTALS		RPI 1-25	RPI 26-50		W-L RECORDS		RPI 51-100		RPI 101-150		RPI 150+	
10- 18		0- 4	1- 4		OVERALL		0- 5		1- 5		8- 0	
5- 8		0- 2	1- 1		HOME		0- 3		0- 2		4- 0	
4- 7		0- 1	0- 3		AWAY		0- 2		1- 1		3- 0	
1- 3		0- 1	0- 0		NEUTRAL		0- 0		0- 2		1- 0	
3- 9		0- 2	0- 2		NON-CONFERENCE		0- 3		0- 2		3- 0	
2- 4		0- 1	0- 1		HOME		0- 2		0- 0		2- 0	
0- 2		0- 0	0- 1		AWAY		0- 1		0- 0		0- 0	
1- 3		0- 1	0- 0		NEUTRAL		0- 0		0- 2		1- 0	
7- 9		0- 2	1- 2		CONFERENCE		0- 2		1- 3		5- 0	
3- 4		0- 1	1- 0		HOME		0- 1		0- 2		2- 0	
4- 5		0- 1	0- 2		AWAY		0- 1		1- 1		3- 0	
0- 0		0- 0	0- 0		NEUTRAL		0- 0		0- 0		0- 0	
RPI S	Opponent	Score	RPI S	Opponent	Score	RPI S	Opponent	Score	RPI S	Opponent	Score	
10 N	Ohio St.	0 3	34 A	Marquette	1 3	52 H	UNI	2 3	107 N	Virginia Tech	1 3	
16 H	Missouri	1 3	42 H	Southern Ill.	2 3	55 A	Michigan St.	2 3	120 A	St. John's (NY)	3 1	
20 A	Creighton	0 3	44 A	Villanova	2 3	70 A	Xavier	0 3	120 H	St. John's (NY)	2 3	
20 H	Creighton	1 3	44 H	Villanova	3 1	70 H	Xavier	0 3	122 N	Miami (OH)	2 3	
			49 A	Wyoming	1 3	86 H	Cincinnati	1 3	146 A	Seton Hall	0 3	
									146 H	Seton Hall	1 3	
									194 N	South Dakota	3 0	
									197 A	DePaul	3 2	
									224 H	Youngstown St.	3 0	
									226 A	Georgetown	3 0	
									226 H	Georgetown	3 1	
									231 H	Ill.-Chicago	3 0	
									250 A	Providence	3 1	
									250 H	Providence	3 0	
			LAST 10 GAMES									
	20 A	Creighton	0 3		250 A	Providence	3 1					
	226 A	Georgetown	3 0		70 A	Xavier	0 3					
	146 H	Seton Hall	1 3		226 H	Georgetown	3 1					
	44 H	Villanova	3 1		20 H	Creighton	1 3					
	120 A	St. John's (NY)	3 1		44 A	Villanova	2 3					

Non-Div. I Games: Marian (IN) 3 0

Butler

Average RPI Win:	210	WON-LOST RECORD	WINNING PCT. RANK	LAST 10 GAMES	STRENGTH OF SCHEDULE	OPP. STRENGTH OF SCHEDULE	TEAM RPI	ADJ RPI	CONF. RPI	ADJ CONF. RPI				
DIV. I ONLY	14- 10	.58333	124	7- 3	205	197	152	.50873	153	22	22			
DIV. I NON-CONF.	4- 6	.4	216	0- 0	194	112	206	.47281	205	23	23			
<hr/>														
TOTALS	RPI 1-25	RPI 26-50		W-L RECORDS		RPI 51-100		RPI 101-150		RPI 150+				
14- 10	0- 0	0- 0		OVERALL		0- 2		2- 2		12- 6				
10- 4	0- 0	0- 0		HOME		0- 2		2- 0		8- 2				
4- 3	0- 0	0- 0		AWAY		0- 0		0- 1		4- 2				
0- 3	0- 0	0- 0		NEUTRAL		0- 0		0- 1		0- 2				
<hr/>														
4- 6	0- 0	0- 0		NON-CONFERENCE		0- 2		1- 1		3- 3				
4- 3	0- 0	0- 0		HOME		0- 2		1- 0		3- 1				
0- 0	0- 0	0- 0		AWAY		0- 0		0- 0		0- 0				
0- 3	0- 0	0- 0		NEUTRAL		0- 0		0- 1		0- 2				
<hr/>														
10- 4	0- 0	0- 0		CONFERENCE		0- 0		1- 1		9- 3				
6- 1	0- 0	0- 0		HOME		0- 0		1- 0		5- 1				
4- 3	0- 0	0- 0		AWAY		0- 0		0- 1		4- 2				
0- 0	0- 0	0- 0		NEUTRAL		0- 0		0- 0		0- 0				
<hr/>														
RPI S	Opponent	Score	RPI S	Opponent	Score	RPI S	Opponent	Score	RPI S	Opponent	Score			
						54 H	Long Beach St.	0 3	124 H	UConn	3 1			
						64 H	Illinois St.	0 3	125 N	Army West Point	2 3			
									142 A	Princeton	0 3			
									142 H	Princeton	3 0			
									154 H	New Hampshire	3 2			
									156 A	Yale	1 3			
									156 H	Yale	3 0			
									159 A	Dartmouth	3 0			
									159 H	Dartmouth	2 3			
									166 H	Boston College	2 3			
									167 N	California	2 3			
									193 H	Rutgers	3 0			
									199 A	Penn	3 0			
									199 H	Penn	3 0			
									203 N	Air Force	0 3			
									254 A	Brown	3 1			
									254 H	Brown	3 2			
									263 A	Columbia	1 3			
									263 H	Columbia	3 0			
									270 H	Northeastern	3 1			
									286 A	Cornell	3 2			
									286 H	Cornell	3 0			
									LAST 10 GAMES					
									254 A	Brown	3 1	199 A	Penn	3 0
									156 A	Yale	1 3	159 A	Dartmouth	3 0
									263 H	Columbia	3 0	286 A	Cornell	3 2
									286 H	Cornell	3 0	263 A	Columbia	1 3
									142 A	Princeton	0 3	156 H	Yale	3 0

Non-Div. I Games:

Harvard

Average RPI Win: 248		WON-LOST	WINNING	LAST 10	STRENGTH OF		OPP. STRENGTH	TEAM	ADJ	CONF.	ADJ CONF.													
Average RPI Loss: 112		RECORD	PCT. RANK	GAMES	SCHEDULE		OF SCHEDULE	RPI	RPI	RPI	RPI													
DIV. I ONLY		19- 8	.7037	58	292		224	154	.50822	154	28	28												
DIV. I NON-CONF.		8- 7	.53333	155	213		138	177	.49591	177	28	28												
<hr/>																								
TOTALS		RPI 1-25		RPI 26-50		W-L RECORDS		RPI 51-100		RPI 101-150		RPI 150+												
19- 8		0- 0		0- 1		OVERALL		0- 2		1- 2		18- 3												
6- 4		0- 0		0- 0		HOME		0- 1		0- 1		6- 2												
8- 3		0- 0		0- 0		AWAY		0- 1		1- 1		7- 1												
5- 1		0- 0		0- 1		NEUTRAL		0- 0		0- 0		5- 0												
8- 7		0- 0		0- 1		NON-CONFERENCE		0- 2		0- 1		8- 3												
1- 3		0- 0		0- 0		HOME		0- 1		0- 0		1- 2												
2- 3		0- 0		0- 0		AWAY		0- 1		0- 1		2- 1												
5- 1		0- 0		0- 1		NEUTRAL		0- 0		0- 0		5- 0												
11- 1		0- 0		0- 0		CONFERENCE		0- 0		1- 1		10- 0												
5- 1		0- 0		0- 0		HOME		0- 0		0- 1		5- 0												
6- 0		0- 0		0- 0		AWAY		0- 0		1- 0		5- 0												
0- 0		0- 0		0- 0		NEUTRAL		0- 0		0- 0		0- 0												
RPI	S	Opponent	Score		RPI	S	Opponent	Score		RPI	S	Opponent	Score											
					39	N	Northwestern	0	3	55	H	Michigan St.	0	3	111	A	Loyola Chicago	1	3					
										60	A	Syracuse	1	3	138	A	Albany (NY)	3	0					
															138	H	Albany (NY)	0	3					
															153	A	Harvard	2	3					
															157	N	Marshall	3	1					
															166	H	Boston College	0	3					
															168	N	Wake Forest	3	1					
															175	H	Delaware	0	3					
															183	A	Fairfield	3	1					
															218	H	Bryant	3	1					
															223	N	Buffalo	3	0					
															237	A	Stony Brook	3	1					
															237	H	Stony Brook	3	0					
															242	A	UMBC	3	0					
															242	H	UMBC	3	1					
															264	N	Navy	3	2					
															269	A	Binghamton	3	0					
															269	H	Binghamton	3	0					
															270	A	Northeastern	3	2					
															309	N	Holy Cross	3	0					
															317	A	Hartford	3	0					
															317	H	Hartford	3	0					
															326	A	UMass Lowell	3	0					
															326	H	UMass Lowell	3	0					
				LAST 10 GAMES																				
															242	A	UMBC	3	0	317	A	Hartford	3	0
															237	A	Stony Brook	3	1	237	H	Stony Brook	3	0
															326	A	UMass Lowell	3	0	242	H	UMBC	3	1
															138	H	Albany (NY)	0	3	326	H	UMass Lowell	3	0
															269	H	Binghamton	3	0	269	A	Binghamton	3	0

Non-Div. I Games:

New Hampshire

Average RPI Win:	211	WON-LOST	WINNING	LAST 10	STRENGTH OF	OPP. STRENGTH	TEAM	ADJ	CONF.	ADJ CONF.	
Average RPI Loss:	137	RECORD	PCT. RANK	GAMES	SCHEDULE	OF SCHEDULE	RPI	RPI	RPI	RPI	
DIV. I ONLY	17- 12	.58621	120	5- 5	217	186	155	.5081	155	16	16
DIV. I NON-CONF.	9- 4	.69231	85	0- 0	274	179	153	.50771	154	19	19
<hr/>											
TOTALS	RPI 1-25	RPI 26-50		W-L RECORDS		RPI 51-100		RPI 101-150		RPI 150+	
17- 12	0- 0	0- 1		OVERALL		1- 4		1- 3		15- 4	
4- 5	0- 0	0- 0		HOME		0- 2		0- 1		4- 2	
6- 6	0- 0	0- 1		AWAY		0- 2		1- 2		5- 1	
7- 1	0- 0	0- 0		NEUTRAL		1- 0		0- 0		6- 1	
<hr/>											
9- 4	0- 0	0- 1		NON-CONFERENCE		1- 0		0- 2		8- 1	
1- 0	0- 0	0- 0		HOME		0- 0		0- 0		1- 0	
1- 3	0- 0	0- 1		AWAY		0- 0		0- 2		1- 0	
7- 1	0- 0	0- 0		NEUTRAL		1- 0		0- 0		6- 1	
<hr/>											
8- 8	0- 0	0- 0		CONFERENCE		0- 4		1- 1		7- 3	
3- 5	0- 0	0- 0		HOME		0- 2		0- 1		3- 2	
5- 3	0- 0	0- 0		AWAY		0- 2		1- 0		4- 1	
0- 0	0- 0	0- 0		NEUTRAL		0- 0		0- 0		0- 0	
<hr/>											
RPI S	Opponent	Score	RPI S	Opponent	Score	RPI S	Opponent	Score	RPI S	Opponent	Score
			48 A	Kansas St.	0 3	75 A	Cleveland St.	0 3	122 A	Miami (OH)	0 3
						75 H	Cleveland St.	1 3	127 A	Valparaiso	3 0
						92 A	Oakland	0 3	127 H	Valparaiso	0 3
						92 H	Oakland	1 3	131 A	North Dakota	2 3
						94 N	Portland	3 1	161 N	UNLV	3 1
									167 N	California	3 0
									169 A	Milwaukee	3 0
									169 H	Milwaukee	3 0
									194 N	South Dakota	3 1
									196 A	Northern Ky.	2 3
									196 H	Northern Ky.	2 3
									204 N	Drake	3 1
									224 A	Youngstown St.	3 1
									224 H	Youngstown St.	0 3
									227 A	Wright St.	3 1
									227 H	Wright St.	3 0
									231 A	Ill.-Chicago	3 0
									231 H	Ill.-Chicago	3 0
									271 N	Bradley	0 3
									277 N	IPFW	3 2
									284 A	Toledo	3 1
									294 N	Jacksonville St.	3 0
									311 H	Chicago St.	3 0
<hr/>											
			LAST 10 GAMES								
			169 A	Milwaukee	3 0	224 H	Youngstown St.	0 3			
			231 H	Ill.-Chicago	3 0	75 H	Cleveland St.	1 3			
			127 H	Valparaiso	0 3	92 H	Oakland	1 3			
			196 A	Northern Ky.	2 3	169 H	Milwaukee	3 0			
			227 A	Wright St.	3 1	127 A	Valparaiso	3 0			

Non-Div. I Games:

Green Bay

Y
a
l
e

Yale					Through Games Of Though Nov. 15, 2015							
Average RPI Win: 205 Average RPI Loss: 165		WON-LOST RECORD	WINNING PCT. RANK	LAST 10 GAMES	STRENGTH OF SCHEDULE	OPP. STRENGTH OF SCHEDULE	TEAM RPI	ADJ RPI	CONF. RPI	ADJ CONF. RPI		
DIV. I ONLY		14- 9	.6087 108	6- 4	245	191	156	.5075 156	22	22		
DIV. I NON-CONF.		5- 4	.55556 144	0- 0	226	99	166	.50032 166	23	23		
<hr/>												
TOTALS		RPI 1-25	RPI 26-50		W-L RECORDS		RPI 51-100		RPI 101-150		RPI 150+	
14- 9	0- 0		0- 0		OVERALL		1- 1		2- 3		11- 5	
8- 2	0- 0		0- 0		HOME		1- 1		1- 0		6- 1	
3- 6	0- 0		0- 0		AWAY		0- 0		0- 2		3- 4	
3- 1	0- 0		0- 0		NEUTRAL		0- 0		1- 1		2- 0	
<hr/>												
5- 4	0- 0		0- 0		NON-CONFERENCE		1- 1		1- 2		3- 1	
1- 2	0- 0		0- 0		HOME		1- 1		0- 0		0- 1	
1- 1	0- 0		0- 0		AWAY		0- 0		0- 1		1- 0	
3- 1	0- 0		0- 0		NEUTRAL		0- 0		1- 1		2- 0	
<hr/>												
9- 5	0- 0		0- 0		CONFERENCE		0- 0		1- 1		8- 4	
7- 0	0- 0		0- 0		HOME		0- 0		1- 0		6- 0	
2- 5	0- 0		0- 0		AWAY		0- 0		0- 1		2- 4	
0- 0	0- 0		0- 0		NEUTRAL		0- 0		0- 0		0- 0	
<hr/>												
RPI S	Opponent	Score	RPI S	Opponent	Score	RPI S	Opponent	Score	RPI S	Opponent	Score	
						65 H	Rice	2 3	114 A	San Francisco	0 3	
						99 H	Rhode Island	3 1	117 N	North Dakota St.	1 3	
									138 N	Albany (NY)	3 1	
									142 A	Princeton	1 3	
									142 H	Princeton	3 0	
									153 A	Harvard	0 3	
									153 H	Harvard	3 1	
									159 A	Dartmouth	1 3	
									159 H	Dartmouth	3 2	
									193 N	Rutgers	3 1	
									199 A	Penn	3 1	
									199 H	Penn	3 1	
									201 A	Colgate	3 0	
									215 H	UC Santa Barbara	1 3	
									254 A	Brown	1 3	
									254 H	Brown	3 1	
									263 A	Columbia	2 3	
									263 H	Columbia	3 1	
									286 A	Cornell	3 2	
									286 H	Cornell	3 2	
									302 N	Cal St. Fullerton	3 0	
<hr/>												
					LAST 10 GAMES							
					159 H	Dartmouth	3 2	286 A	Cornell	3 2		
					153 H	Harvard	3 1	254 A	Brown	1 3		
					199 A	Penn	3 1	142 H	Princeton	3 0		
					142 A	Princeton	1 3	199 H	Penn	3 1		
					263 A	Columbia	2 3	153 A	Harvard	0 3		

Y
a
l
e

Non-Div. I Games:

Yale

Average RPI Win: 207		WON-LOST RECORD		WINNING PCT. RANK		LAST 10 GAMES		STRENGTH OF SCHEDULE		OPP. STRENGTH OF SCHEDULE		TEAM RPI		ADJ RPI		CONF. RPI		ADJ CONF. RPI	
Average RPI Loss: 136		16- 13		.55172 138		4- 6		194		145		157		.5071 157		11		11	
DIV. I ONLY		16- 13		.55172 138		4- 6		194		145		157		.5071 157		11		11	
DIV. I NON-CONF.		9- 4		.69231 85		0- 0		215		199		130		.52822 131		12		12	
TOTALS		RPI 1-25		RPI 26-50		W-L RECORDS		RPI 51-100		RPI 101-150		RPI 150+							
16- 13		0- 2		0- 0		OVERALL		1- 3		2- 2		13- 6							
5- 4		0- 1		0- 0		HOME		0- 2		0- 1		5- 0							
5- 6		0- 1		0- 0		AWAY		1- 1		0- 0		4- 4							
6- 3		0- 0		0- 0		NEUTRAL		0- 0		2- 1		4- 2							
9- 4		0- 0		0- 0		NON-CONFERENCE		0- 0		2- 1		7- 3							
1- 0		0- 0		0- 0		HOME		0- 0		0- 0		1- 0							
2- 1		0- 0		0- 0		AWAY		0- 0		0- 0		2- 1							
6- 3		0- 0		0- 0		NEUTRAL		0- 0		2- 1		4- 2							
7- 9		0- 2		0- 0		CONFERENCE		1- 3		0- 1		6- 3							
4- 4		0- 1		0- 0		HOME		0- 2		0- 1		4- 0							
3- 5		0- 1		0- 0		AWAY		1- 1		0- 0		2- 3							
0- 0		0- 0		0- 0		NEUTRAL		0- 0		0- 0		0- 0							
RPI S	Opponent	Score		RPI S	Opponent	Score		RPI S	Opponent	Score		RPI S	Opponent	Score					
19 A	Western Ky.	0	3					65 H	Rice	0	3	123 H	Southern Miss.	0	3				
19 H	Western Ky.	1	3					73 A	UTSA	3	1	135 N	Samford	3	0				
								85 A	Fla. Atlantic	0	3	137 N	ETSU	0	3				
								89 H	North Texas	1	3	140 N	Indiana St.	3	1				
												151 A	FIU	1	3				
												154 N	New Hampshire	1	3				
												166 N	Boston College	3	2				
												168 N	Wake Forest	3	1				
												172 A	High Point	3	2				
												181 A	West Virginia	2	3				
												195 A	UTEP	3	2				
												209 A	Charlotte	2	3				
												209 H	Charlotte	3	2				
												233 A	Middle Tenn.	3	2				
												233 H	Middle Tenn.	3	1				
												237 N	Stony Brook	3	2				
												239 H	Eastern Ky.	3	1				
												241 N	Davidson	2	3				
												252 H	Louisiana Tech	3	0				
												278 A	Morehead St.	3	0				
												291 A	UAB	2	3				
												291 H	UAB	3	1				
												292 N	Canisius	3	0				
				LAST 10 GAMES															
				233 A	Middle Tenn.	3	2	209 A	Charlotte	2	3								
				19 A	Western Ky.	0	3	233 H	Middle Tenn.	3	1								
				65 H	Rice	0	3	73 A	UTSA	3	1								
				123 H	Southern Miss.	0	3	195 A	UTEP	3	2								
				291 A	UAB	2	3	89 H	North Texas	1	3								

Non-Div. I Games:

Marshall

Average RPI Win:	212	WON-LOST RECORD	WINNING PCT. RANK	LAST 10 GAMES	STRENGTH OF SCHEDULE	OPP. STRENGTH OF SCHEDULE	TEAM RPI	ADJ RPI	CONF. RPI	ADJ CONF. RPI	
DIV. I ONLY	14- 13	.51852	159	2- 8	225	36	158	.5067	158	2	2
DIV. I NON-CONF.	11- 3	.78571	47	0- 0	316	145	152	.50831	153	3	3
TOTALS	RPI 1-25	RPI 26-50	W-L RECORDS		RPI 51-100	RPI 101-150	RPI 150+				
14- 13	0- 4	0- 5	OVERALL		1- 2	2- 1	11- 1				
7- 6	0- 2	0- 3	HOME		1- 1	1- 0	5- 0				
3- 6	0- 2	0- 2	AWAY		0- 1	0- 0	3- 1				
4- 1	0- 0	0- 0	NEUTRAL		0- 0	1- 1	3- 0				
11- 3	0- 0	0- 0	NON-CONFERENCE		0- 1	2- 1	9- 1				
5- 1	0- 0	0- 0	HOME		0- 1	1- 0	4- 0				
2- 1	0- 0	0- 0	AWAY		0- 0	0- 0	2- 1				
4- 1	0- 0	0- 0	NEUTRAL		0- 0	1- 1	3- 0				
3- 10	0- 4	0- 5	CONFERENCE		1- 1	0- 0	2- 0				
2- 5	0- 2	0- 3	HOME		1- 0	0- 0	1- 0				
1- 5	0- 2	0- 2	AWAY		0- 1	0- 0	1- 0				
0- 0	0- 0	0- 0	NEUTRAL		0- 0	0- 0	0- 0				
RPI S Opponent	Score	RPI S Opponent	Score	RPI S Opponent	Score	RPI S Opponent	Score				
2 A Texas	0 3	38 H TCU	0 3	61 A Oklahoma	0 3	104 N Maryland	1 3				
2 H Texas	0 3	47 A Baylor	0 3	61 H Oklahoma	3 2	109 N George Washington	3 1				
5 H Kansas	0 3	47 H Baylor	1 3	97 H Washington St.	0 3	136 H Houston	3 1				
21 A Iowa St.	0 3	48 A Kansas St.	0 3			164 A Stephen F. Austin	0 3				
		48 H Kansas St.	0 3			181 A West Virginia	3 0				
						181 H West Virginia	3 0				
						195 A UTEP	3 0				
						217 H Portland St.	3 1				
						249 H Utah St.	3 0				
						263 N Columbia	3 0				
						264 A Navy	3 0				
						270 N Northeastern	3 0				
						274 N South Dakota St.	3 0				
						275 H Northwestern St.	3 0				
						290 H La.-Lafayette	3 0				
LAST 10 GAMES											
181 H West Virginia	3 0	48 H Kansas St.	0 3	2 A Texas	0 3						
48 A Kansas St.	0 3	181 A West Virginia	3 0	38 H TCU	0 3						
47 H Baylor	1 3	5 H Kansas	0 3								
2 H Texas	0 3										
61 A Oklahoma	0 3										

Non-Div. I Games:

Texas Tech

Average RPI Win:	213	WON-LOST	WINNING	LAST 10	STRENGTH OF	OPP. STRENGTH	TEAM	ADJ	CONF.	ADJ CONF.	
Average RPI Loss:	133	RECORD	PCT. RANK	GAMES	SCHEDULE	OF SCHEDULE	RPI	RPI	RPI	RPI	
DIV. I ONLY	12- 11	.52174	156	6- 4	152	184	159	.50669	159	22	22
DIV. I NON-CONF.	3- 6	.33333	249	0- 0	96	61	185	.4893	185	23	23
<hr/>											
TOTALS	RPI 1-25	RPI 26-50		W-L RECORDS	RPI 51-100		RPI 101-150		RPI 150+		
12- 11	0- 0	0- 2		OVERALL	0- 2		2- 1		10- 6		
7- 2	0- 0	0- 0		HOME	0- 0		2- 0		5- 2		
4- 6	0- 0	0- 1		AWAY	0- 1		0- 1		4- 3		
1- 3	0- 0	0- 1		NEUTRAL	0- 1		0- 0		1- 1		
<hr/>											
3- 6	0- 0	0- 2		NON-CONFERENCE	0- 2		1- 0		2- 2		
2- 0	0- 0	0- 0		HOME	0- 0		1- 0		1- 0		
0- 3	0- 0	0- 1		AWAY	0- 1		0- 0		0- 1		
1- 3	0- 0	0- 1		NEUTRAL	0- 1		0- 0		1- 1		
<hr/>											
9- 5	0- 0	0- 0		CONFERENCE	0- 0		1- 1		8- 4		
5- 2	0- 0	0- 0		HOME	0- 0		1- 0		4- 2		
4- 3	0- 0	0- 0		AWAY	0- 0		0- 1		4- 2		
0- 0	0- 0	0- 0		NEUTRAL	0- 0		0- 0		0- 0		
<hr/>											
RPI S	Opponent	Score	RPI S	Opponent	Score	RPI S	Opponent	Score	RPI S	Opponent	Score
31 A	San Diego	0 3	31 A	San Diego	0 3	68 N	Pacific	0 3	124 H	UConn	3 1
38 N	TCU	0 3	38 N	TCU	0 3	92 A	Oakland	1 3	142 A	Princeton	0 3
									142 H	Princeton	3 1
									153 A	Harvard	3 2
									153 H	Harvard	0 3
									156 A	Yale	2 3
									156 H	Yale	3 1
									165 N	Western Mich.	2 3
									181 H	West Virginia	3 1
									189 N	Eastern Ill.	3 1
									199 A	Penn	0 3
									199 H	Penn	0 3
									218 A	Bryant	1 3
									254 A	Brown	3 2
									254 H	Brown	3 0
									263 A	Columbia	3 2
									263 H	Columbia	3 1
									286 A	Cornell	3 1
									286 H	Cornell	3 0
<hr/>											
			LAST 10 GAMES								
			156 A Yale			2 3	142 A Princeton			0 3	
			254 A Brown			3 2	153 H Harvard			0 3	
			286 H Cornell			3 0	263 A Columbia			3 2	
			263 H Columbia			3 1	286 A Cornell			3 1	
			199 A Penn			0 3	254 H Brown			3 0	

Non-Div. I Games:

Dartmouth

Average RPI Win:	210	WON-LOST RECORD	WINNING PCT. RANK	LAST 10 GAMES	STRENGTH OF SCHEDULE	OPP. STRENGTH OF SCHEDULE	TEAM RPI	ADJ RPI	CONF. RPI	ADJ CONF. RPI	
Average RPI Loss:	133										
DIV. I ONLY	13- 14	.48148	183	4- 6	117	183	160	.50605	160	15	15
DIV. I NON-CONF.	6- 5	.54545	146	0- 0	178	235	165	.50175	165	16	16
<hr/>											
TOTALS	RPI 1-25	RPI 26-50		W-L RECORDS	RPI 51-100		RPI 101-150		RPI 150+		
13- 14	0- 2	0- 0		OVERALL	0- 2		3- 5		10- 5		
9- 3	0- 1	0- 0		HOME	0- 1		2- 1		7- 0		
3- 8	0- 1	0- 0		AWAY	0- 1		1- 3		2- 3		
1- 3	0- 0	0- 0		NEUTRAL	0- 0		0- 1		1- 2		
<hr/>											
6- 5	0- 0	0- 0		NON-CONFERENCE	0- 0		1- 2		5- 3		
4- 0	0- 0	0- 0		HOME	0- 0		1- 0		3- 0		
1- 2	0- 0	0- 0		AWAY	0- 0		0- 1		1- 1		
1- 3	0- 0	0- 0		NEUTRAL	0- 0		0- 1		1- 2		
<hr/>											
7- 9	0- 2	0- 0		CONFERENCE	0- 2		2- 3		5- 2		
5- 3	0- 1	0- 0		HOME	0- 1		1- 1		4- 0		
2- 6	0- 1	0- 0		AWAY	0- 1		1- 2		1- 2		
0- 0	0- 0	0- 0		NEUTRAL	0- 0		0- 0		0- 0		
<hr/>											
RPI S	Opponent	Score	RPI S	Opponent	Score	RPI S	Opponent	Score	RPI S	Opponent	Score
18 A	Arkansas St.	0 3				84 A	Appalachian St.	1 3	103 A	Texas St.	1 3
18 H	Arkansas St.	0 3				84 H	Appalachian St.	1 3	103 H	Texas St.	3 2
									116 A	Texas-Arlington	0 3
									123 A	Southern Miss.	2 3
									128 A	Little Rock	3 2
									128 H	Little Rock	0 3
									129 N	Memphis	0 3
									135 H	Samford	3 0
									166 A	Boston College	1 3
									177 A	Troy	2 3
									177 H	Troy	3 1
									192 A	Belmont	3 1
									195 N	UTEP	2 3
									202 H	Houston Baptist	3 2
									208 H	McNeese St.	3 0
									232 A	Ga. Southern	3 1
									243 N	Sacred Heart	3 2
									250 N	Providence	1 3
									251 H	La.-Monroe	3 0
									266 A	Georgia St.	0 3
									266 H	Georgia St.	3 2
									290 H	La.-Lafayette	3 1
									298 H	Alabama St.	3 1
<hr/>											
			LAST 10 GAMES								
			116 A	Texas-Arlington	0 3	177 H	Troy	3 1			
			103 A	Texas St.	1 3	103 H	Texas St.	3 2			
			128 H	Little Rock	0 3	128 A	Little Rock	3 2			
			84 A	Appalachian St.	1 3	18 A	Arkansas St.	0 3			
			266 A	Georgia St.	0 3	251 H	La.-Monroe	3 0			

Non-Div. I Games:

South Ala.

Average RPI Win: 198		WON-LOST RECORD	WINNING PCT. RANK	LAST 10 GAMES	STRENGTH OF SCHEDULE	OPP. STRENGTH OF SCHEDULE	TEAM RPI	ADJ RPI	CONF. RPI	ADJ CONF. RPI	
Average RPI Loss: 113											
DIV. I ONLY		15- 12	.55556 135	4- 6	228	96	161	.50564 161	10	10	
DIV. I NON-CONF.		7- 5	.58333 137	0- 0	133	133	121	.53225 121	10	10	
<hr/>											
TOTALS		RPI 1-25	RPI 26-50		W-L RECORDS		RPI 51-100		RPI 101-150		RPI 150+
15- 12		0- 1	0- 4		OVERALL		0- 0		4- 2		11- 5
12- 1		0- 0	0- 1		HOME		0- 0		4- 0		8- 0
2- 8		0- 0	0- 3		AWAY		0- 0		0- 2		2- 3
1- 3		0- 1	0- 0		NEUTRAL		0- 0		0- 0		1- 2
7- 5		0- 1	0- 2		NON-CONFERENCE		0- 0		2- 0		5- 2
6- 0		0- 0	0- 0		HOME		0- 0		2- 0		4- 0
0- 2		0- 0	0- 2		AWAY		0- 0		0- 0		0- 0
1- 3		0- 1	0- 0		NEUTRAL		0- 0		0- 0		1- 2
8- 7		0- 0	0- 2		CONFERENCE		0- 0		2- 2		6- 3
6- 1		0- 0	0- 1		HOME		0- 0		2- 0		4- 0
2- 6		0- 0	0- 1		AWAY		0- 0		0- 2		2- 3
0- 0		0- 0	0- 0		NEUTRAL		0- 0		0- 0		0- 0
RPI S	Opponent	Score		RPI S	Opponent	Score		RPI S	Opponent	Score	
22 N	Illinois	1	3	32 A	Arizona St.	0	3	108 A	New Mexico	1	3
				45 A	Boise St.	1	3	108 H	New Mexico	3	2
				45 H	Boise St.	0	3	134 H	Central Ark.	3	1
				48 A	Kansas St.	0	3	146 H	Seton Hall	3	0
								148 A	San Diego St.	0	3
								148 H	San Diego St.	3	1
								155 N	Green Bay	1	3
								167 N	California	2	3
								173 H	Oral Roberts	3	1
								175 A	Nevada	1	3
								175 H	Nevada	3	0
								178 H	Omaha	3	0
								203 A	Air Force	0	3
								203 H	Air Force	3	0
								210 A	Fresno St.	2	3
								211 A	San Jose St.	3	1
								211 H	San Jose St.	3	1
								217 H	Portland St.	3	2
								249 A	Utah St.	3	2
								249 H	Utah St.	3	1
								256 H	Southeastern La.	3	0
								305 N	Texas Southern	3	0
				LAST 10 GAMES							
				203 H	Air Force	3	0	249 H	Utah St.	3	1
				108 H	New Mexico	3	2	211 A	San Jose St.	3	1
				148 A	San Diego St.	0	3	210 A	Fresno St.	2	3
				175 A	Nevada	1	3	108 A	New Mexico	1	3
				45 H	Boise St.	0	3	203 A	Air Force	0	3

Non-Div. I Games:

UNLV

Average RPI Win:	204	WON-LOST RECORD	WINNING PCT. RANK	LAST 10 GAMES	STRENGTH OF SCHEDULE	OPP. STRENGTH OF SCHEDULE	TEAM RPI	ADJ RPI	CONF. RPI	ADJ CONF. RPI		
DIV. I ONLY		11- 16	.40741	218	4- 6	95	97	164	.50544	162	5	5
DIV. I NON-CONF.		7- 6	.53846	152	0- 0	186	232	171	.4992	171	4	4
<hr/>												
TOTALS	RPI 1-25	RPI 26-50		W-L RECORDS		RPI 51-100		RPI 101-150		RPI 150+		
11- 16	0- 3	1- 2		OVERALL		1- 6		1- 4		8- 1		
8- 6	0- 3	1- 0		HOME		1- 2		1- 1		5- 0		
1- 8	0- 0	0- 1		AWAY		0- 4		0- 3		1- 0		
2- 2	0- 0	0- 1		NEUTRAL		0- 0		0- 0		2- 1		
<hr/>												
7- 6	0- 0	0- 2		NON-CONFERENCE		0- 2		0- 1		7- 1		
5- 2	0- 0	0- 0		HOME		0- 1		0- 1		5- 0		
0- 2	0- 0	0- 1		AWAY		0- 1		0- 0		0- 0		
2- 2	0- 0	0- 1		NEUTRAL		0- 0		0- 0		2- 1		
<hr/>												
4- 10	0- 3	1- 0		CONFERENCE		1- 4		1- 3		1- 0		
3- 4	0- 3	1- 0		HOME		1- 1		1- 0		0- 0		
1- 6	0- 0	0- 0		AWAY		0- 3		0- 3		1- 0		
0- 0	0- 0	0- 0		NEUTRAL		0- 0		0- 0		0- 0		
<hr/>												
RPI	S	Opponent	Score	RPI	S	Opponent	Score	RPI	S	Opponent	Score	
4	H	Florida	0 3	37	A	Michigan	0 3	78	A	Ole Miss	1 3	
14	H	Texas A&M	2 3	40	N	Pittsburgh	1 3	78	H	Ole Miss	3 0	
15	H	Kentucky	0 3	46	H	Arkansas	3 1	79	A	Auburn	1 3	
								79	H	Auburn	0 3	
								82	A	Alabama	1 3	
								83	H	Coastal Caro.	1 3	
								100	A	Furman	1 3	
								105 A Tennessee 2 3				
								105 H Tennessee 3 0				
								119 A LSU 0 3				
								129 A Mississippi St. 2 3				
								145 H North Carolina St. 0 3				
								165 N Western Mich. 1 3				
								206 N Clemson 3 1				
								207 A Georgia 3 0				
								212 H Wofford 3 0				
								245 N Winthrop 3 2				
								256 H Southeastern La. 3 0				
								257 H East Carolina 3 0				
								306 H Charleston So. 3 1				
								328 H N.C. Central 3 0				

Non-Div. I Games:

South Carolina

Average RPI Win:		247	WON-LOST RECORD		WINNING PCT. RANK		LAST 10 GAMES		STRENGTH OF SCHEDULE		OPP. STRENGTH OF SCHEDULE		TEAM RPI		ADJ RPI		CONF. RPI		ADJ CONF. RPI		
DIV. I ONLY			14- 13		.51852 159		5- 5		134		257		162		.50459 163		26		26		
DIV. I NON-CONF.			5- 8		.38462 228		0- 0		90		164		175		.49712 175		27		27		
TOTALS		RPI 1-25		RPI 26-50		W-L RECORDS		RPI 51-100		RPI 101-150		RPI 150+									
14- 13		0- 1		0- 2		OVERALL		0- 3		1- 1		13- 6									
8- 3		0- 0		0- 0		HOME		0- 1		1- 0		7- 2									
5- 5		0- 0		0- 1		AWAY		0- 1		0- 1		5- 2									
1- 5		0- 1		0- 1		NEUTRAL		0- 1		0- 0		1- 2									
5- 8		0- 1		0- 2		NON-CONFERENCE		0- 2		1- 1		4- 2									
4- 0		0- 0		0- 0		HOME		0- 0		1- 0		3- 0									
0- 3		0- 0		0- 1		AWAY		0- 1		0- 1		0- 0									
1- 5		0- 1		0- 1		NEUTRAL		0- 1		0- 0		1- 2									
9- 5		0- 0		0- 0		CONFERENCE		0- 1		0- 0		9- 4									
4- 3		0- 0		0- 0		HOME		0- 1		0- 0		4- 2									
5- 2		0- 0		0- 0		AWAY		0- 0		0- 0		5- 2									
0- 0		0- 0		0- 0		NEUTRAL		0- 0		0- 0		0- 0									
RPI	S	Opponent		Score		RPI	S	Opponent		Score		RPI	S	Opponent		Score					
16	N	Missouri		1	3	26	N	Loyola Marymount		0	3	77	N	Chattanooga		0	3				
						41	A	Northern Ariz.		0	3	83	H	Coastal Caro.		0	3				
												84	A	Appalachian St.		2	3				
														Virginia Tech		1	3				
														High Point		3	0				
														High Point		1	3				
														VCU		3	0				
														Houston Baptist		3	1				
														Charlotte		0	3				
														Campbell		3	2				
														Campbell		2	3				
														Radford		3	1				
														Radford		1	3				
														Middle Tenn.		0	3				
														UNC Asheville		1	3				
														UNC Asheville		3	2				
														Winthrop		3	2				
														Charleston So.		3	1				
														Presbyterian		3	0				
														Gardner-Webb		3	1				
														Gardner-Webb		3	1				
														Fairleigh Dickinson		3	1				
														Hampton		3	0				
LAST 10 GAMES																					
310 A Gardner-Webb						3	1	245 A Winthrop						3	2						
236 A UNC Asheville						1	3	308 A Presbyterian						3	0						
214 H Campbell						2	3	83 H Coastal Caro.						0	3						
172 H High Point						3	1	306 H Charleston So.						3	1						
221 H Radford						1	3	172 A High Point						1	3						

Non-Div. I Games:

Liberty

Average RPI Win:		236	WON-LOST RECORD		WINNING PCT. RANK		LAST 10 GAMES		STRENGTH OF SCHEDULE		OPP. STRENGTH OF SCHEDULE		TEAM RPI		ADJ RPI		CONF. RPI		ADJ CONF. RPI	
Average RPI Loss:		126																		
DIV. I ONLY			20- 13		.60606 112		7- 3		255		204		163		.50431 164		24		24	
DIV. I NON-CONF.			9- 8		.52941 159		1- 0		189		149		163		.50432 160		24		24	
TOTALS		RPI 1-25		RPI 26-50		W-L RECORDS		RPI 51-100		RPI 101-150		RPI 150+								
20- 13		0- 1		0- 2		OVERALL		0- 4		2- 3		18- 3								
12- 2		0- 0		0- 0		HOME		0- 1		0- 0		12- 1								
7- 6		0- 0		0- 1		AWAY		0- 2		1- 1		6- 2								
1- 5		0- 1		0- 1		NEUTRAL		0- 1		1- 2		0- 0								
9- 8		0- 1		0- 2		NON-CONFERENCE		0- 3		2- 2		7- 0								
6- 0		0- 0		0- 0		HOME		0- 0		0- 0		6- 0								
2- 3		0- 0		0- 1		AWAY		0- 2		1- 0		1- 0								
1- 5		0- 1		0- 1		NEUTRAL		0- 1		1- 2		0- 0								
11- 5		0- 0		0- 0		CONFERENCE		0- 1		0- 1		11- 3								
6- 2		0- 0		0- 0		HOME		0- 1		0- 0		6- 1								
5- 3		0- 0		0- 0		AWAY		0- 0		0- 1		5- 2								
0- 0		0- 0		0- 0		NEUTRAL		0- 0		0- 0		0- 0								
RPI	S	Opponent		Score		RPI	S	Opponent		Score		RPI	S	Opponent		Score				
18	N	Arkansas St.		0 3		42	N	Southern Ill.		2 3		65	N	Rice		0 3				
						47	A	Baylor		0 3		76	H	A&M-Corpus Christi		2 3				
												79	A	Auburn		2 3				
												89	A	North Texas		0 3				
														115 A Tulsa		3 2				
														121 N UNCG		3 0				
														134 A Central Ark.		0 3				
														135 N Samford		0 3				
														141 N Jacksonville		2 3				
														158 H Texas Tech		3 0				
														198 A Sam Houston St.		3 0				
														202 H Houston Baptist		3 1				
														208 H McNeese St.		3 2				
														229 A Lamar		3 1				
														229 H Lamar		3 1				
														230 A Abilene Christian		3 2				
														230 H Abilene Christian		3 1				
														248 A New Orleans		3 1				
														251 A La.-Monroe		3 1				
														256 A Southeastern La.		1 3				
														263 H Columbia		3 0				
														270 H Northeastern		3 0				
														274 H South Dakota St.		3 0				
														275 A Northwestern St.		0 3				
														275 H Northwestern St.		3 0				
														276 A Incarnate Word		3 2				
														276 H Incarnate Word		2 3				
														289 H Nicholls St.		3 0				
														322 H Prairie View		3 0				
														332 H Grambling		3 0				
LAST 10 GAMES																				
276 H Incarnate Word						2		3		332 H Grambling						3		0		
230 H Abilene Christian						3		1		229 A Lamar						3		1		
275 H Northwestern St.						3		0		198 A Sam Houston St.						3		0		
229 H Lamar						3		1		248 A New Orleans						3		1		
134 A Central Ark.						0		3		256 A Southeastern La.						1		3		

Non-Div. I Games:

Stephen F. Austin

[illegible]

Non-Div. I Games:

Western Mich.

Average RPI Win:		195	WON-LOST RECORD		WINNING PCT. RANK		LAST 10 GAMES		STRENGTH OF SCHEDULE		OPP. STRENGTH OF SCHEDULE		TEAM RPI		ADJ RPI		CONF. RPI		ADJ CONF. RPI	
Average RPI Loss:		86																		
DIV. I ONLY			11- 17		.39286 223		2- 8		89		91		166		.50369 166		6		6	
DIV. I NON-CONF.			8- 4		.66667 99		0- 0		145		201		111		.54135 113		6		6	
TOTALS		RPI 1-25		RPI 26-50		W-L RECORDS		RPI 51-100		RPI 101-150		RPI 150+								
11- 17		0- 3		0- 2		OVERALL		0- 5		2- 3		9- 4								
6- 6		0- 1		0- 1		HOME		0- 2		1- 2		5- 0								
3- 8		0- 2		0- 1		AWAY		0- 2		0- 1		3- 2								
2- 3		0- 0		0- 0		NEUTRAL		0- 1		1- 0		1- 2								
8- 4		0- 0		0- 0		NON-CONFERENCE		0- 1		1- 0		7- 3								
4- 0		0- 0		0- 0		HOME		0- 0		0- 0		4- 0								
2- 1		0- 0		0- 0		AWAY		0- 0		0- 0		2- 1								
2- 3		0- 0		0- 0		NEUTRAL		0- 1		1- 0		1- 2								
3- 13		0- 3		0- 2		CONFERENCE		0- 4		1- 3		2- 1								
2- 6		0- 1		0- 1		HOME		0- 2		1- 2		1- 0								
1- 7		0- 2		0- 1		AWAY		0- 2		0- 1		1- 1								
0- 0		0- 0		0- 0		NEUTRAL		0- 0		0- 0		0- 0								
RPI	S	Opponent		Score		RPI	S	Opponent		Score		RPI	S	Opponent		Score				
13	A	Louisville		0 3		35	A	Miami (FL)		0 3		51	H	Virginia		0 3				
23	H	North Carolina		2 3		40	H	Pittsburgh		0 3		55	N	Michigan St.		0 3				
24	A	Florida St.		0 3								60	A	Syracuse		1 3				
												60	H	Syracuse		0 3				
												93	A	Duke		1 3				
												</								

Non-Div. I Games:

Boston College

Average RPI Win: 136		WON-LOST	WINNING	LAST 10	STRENGTH OF		OPP. STRENGTH	TEAM	ADJ		CONF.	ADJ CONF.	
Average RPI Loss: 74		RECORD	PCT. RANK	GAMES	SCHEDULE		OF SCHEDULE	RPI	RPI		RPI	RPI	
DIV. I ONLY		9- 18	.33333	248	3- 7		79	35	168	.50287	167	3	3
DIV. I NON-CONF.		6- 5	.54545	146	0- 0		115	146	129	.52849	130	2	2
TOTALS		RPI 1-25	RPI 26-50		W-L RECORDS		RPI 51-100		RPI 101-150		RPI 150+		
9- 18	0- 4	1- 4		OVERALL		1- 5		2- 3		5- 2			
5- 8	0- 3	1- 1		HOME		1- 2		0- 2		3- 0			
1- 8	0- 1	0- 3		AWAY		0- 3		1- 1		0- 0			
3- 2	0- 0	0- 0		NEUTRAL		0- 0		1- 0		2- 2			
6- 5	0- 0	0- 1		NON-CONFERENCE		0- 1		1- 1		5- 2			
3- 2	0- 0	0- 0		HOME		0- 1		0- 1		3- 0			
0- 1	0- 0	0- 1		AWAY		0- 0		0- 0		0- 0			
3- 2	0- 0	0- 0		NEUTRAL		0- 0		1- 0		2- 2			
3- 13	0- 4	1- 3		CONFERENCE		1- 4		1- 2		0- 0			
2- 6	0- 3	1- 1		HOME		1- 1		0- 1		0- 0			
1- 7	0- 1	0- 2		AWAY		0- 3		1- 1		0- 0			
0- 0	0- 0	0- 0		NEUTRAL		0- 0		0- 0		0- 0			
RPI S	Opponent	Score	RPI S	Opponent	Score	RPI S	Opponent	Score	RPI S	Opponent	Score		
6 A	Washington	0 3	32 A	Arizona St.	0 3	53 A	Oregon	0 3	125 N	Army West Point	3 1		
6 H	Washington	0 3	32 H	Arizona St.	3 1	53 H	Oregon	0 3	126 A	Utah	3 2		
11 H	UCLA	0 3	48 A	Kansas St.	1 3	59 A	Colorado	1 3	143 A	Oregon St.	0 3		
12 H	Stanford	1 3	50 A	Arizona	1 3	68 H	Pacific	0 3	143 H	Oregon St.	0 3		
			50 H	Arizona	1 3	97 A	Washington St.	0 3	149 H	Seattle	0 3		
						97 H	Washington St.	3 0	153 N	Harvard	3 2		
									155 N	Green Bay	0 3		
									161 N	UNLV	3 2		
									171 H	St. Mary's (CA)	3 0		
									175 H	Nevada	3 0		
									185 H	Eastern Wash.	3 0		
									203 N	Air Force	2 3		
			LAST 10 GAMES										
6 A	Washington	0 3	32 H	Arizona St.	3 1								
97 A	Washington St.	0 3	97 H	Washington St.	3 0								
53 A	Oregon	0 3	6 H	Washington	0 3								
143 A	Oregon St.	0 3	126 A	Utah	3 2								
50 H	Arizona	1 3	59 A	Colorado	1 3								

Non-Div. I Games:

California

Average RPI Win:		197	WON-LOST	WINNING	LAST 10	STRENGTH OF		OPP. STRENGTH	TEAM	ADJ	CONF.	ADJ CONF.
Average RPI Loss:		82	RECORD	PCT. RANK	GAMES	SCHEDULE		OF SCHEDULE	RPI	RPI	RPI	RPI
DIV. I ONLY			12- 16	.42857	208	3- 7		112	89	167	.50234	168
DIV. I NON-CONF.			8- 4	.66667	99	0- 0		210	224	138	.52152	139
TOTALS		RPI 1-25	RPI 26-50		W-L RECORDS		RPI 51-100		RPI 101-150		RPI 150+	
12- 16	0- 3		0- 3		OVERALL		1- 4		2- 3		9- 3	
4- 7	0- 1		0- 2		HOME		1- 2		1- 1		2- 1	
5- 6	0- 2		0- 0		AWAY		0- 2		1- 2		4- 0	
3- 3	0- 0		0- 1		NEUTRAL		0- 0		0- 0		3- 2	
8- 4	0- 0		0- 1		NON-CONFERENCE		0- 0		2- 0		6- 3	
2- 1	0- 0		0- 0		HOME		0- 0		1- 0		1- 1	
3- 0	0- 0		0- 0		AWAY		0- 0		1- 0		2- 0	
3- 3	0- 0		0- 1		NEUTRAL		0- 0		0- 0		3- 2	
4- 12	0- 3		0- 2		CONFERENCE		1- 4		0- 3		3- 0	
2- 6	0- 1		0- 2		HOME		1- 2		0- 1		1- 0	
2- 6	0- 2		0- 0		AWAY		0- 2		0- 2		2- 0	
0- 0	0- 0		0- 0		NEUTRAL		0- 0		0- 0		0- 0	
RPI S	Opponent	Score	RPI S	Opponent	Score	RPI S	Opponent	Score	RPI S	Opponent	Score	
13 A	Louisville	0 3	35 H	Miami (FL)	1 3	51 A	Virginia	0 3	106 H	Hofstra	3 2	
23 A	North Carolina	0 3	39 N	Northwestern	0 3	51 H	Virginia	3 2	107 H	Virginia Tech	1 3	
24 H	Florida St.	0 3	40 H	Pittsburgh	0 3	60 H	Syracuse	0 3	110 A	Georgia Tech	2 3	
						93 A	Duke	0 3	111 A	Loyola Chicago	3 0	
						93 H	Duke	1 3	145 A	North Carolina St.	1 3	
									154 N	New Hampshire	1 3	
									157 N	Marshall	1 3	
									166 H	Boston College	3 2	
									172 A	High Point	3 1	
									174 H	VCU	1 3	
									205 A	Notre Dame	3 1	
									206 A	Clemson	3 2	
									207 H	Georgia	3 1	
									241 N	Davidson	3 0	
									259 A	Elon	3 1	
									306 N	Charleston So.	3 0	
									328 N	N.C. Central	3 2	
			LAST 10 GAMES									
			60 H	Syracuse	0 3	93 H	Duke	1 3				
			166 H	Boston College	3 2	40 H	Pittsburgh	0 3				
			110 A	Georgia Tech	2 3	107 H	Virginia Tech	1 3				
			206 A	Clemson	3 2	205 A	Notre Dame	3 1				
			51 A	Virginia	0 3	13 A	Louisville	0 3				

Non-Div. I Games:

Wake Forest

Average RPI Win:		173	WON-LOST RECORD		WINNING PCT. RANK		LAST 10 GAMES		STRENGTH OF SCHEDULE		OPP. STRENGTH OF SCHEDULE		TEAM RPI		ADJ RPI		CONF. RPI		ADJ CONF. RPI		
DIV. I ONLY		9- 20		.31034 267		4- 6		45		115		171		.50142 169		16		16			
DIV. I NON-CONF.		2- 11		.15385 301		0- 1		29		24		184		.49228 181		19		19			
TOTALS		RPI 1-25		RPI 26-50		W-L RECORDS		RPI 51-100		RPI 101-150		RPI 150+									
9- 20		0- 2		0- 3		OVERALL		2- 6		1- 3		6- 6									
7- 4		0- 0		0- 1		HOME		1- 2		1- 0		5- 1									
2- 11		0- 0		0- 2		AWAY		1- 2		0- 3		1- 4									
0- 5		0- 2		0- 0		NEUTRAL		0- 2		0- 0		0- 1									
2- 11		0- 2		0- 3		NON-CONFERENCE		1- 3		0- 2		1- 1									
2- 1		0- 0		0- 1		HOME		1- 0		0- 0		1- 0									
0- 5		0- 0		0- 2		AWAY		0- 1		0- 2		0- 0									
0- 5		0- 2		0- 0		NEUTRAL		0- 2		0- 0		0- 1									
7- 9		0- 0		0- 0		CONFERENCE		1- 3		1- 1		5- 5									
5- 3		0- 0		0- 0		HOME		0- 2		1- 0		4- 1									
2- 6		0- 0		0- 0		AWAY		1- 1		0- 1		1- 4									
0- 0		0- 0		0- 0		NEUTRAL		0- 0		0- 0		0- 0									
RPI	S	Opponent		Score		RPI	S	Opponent		Score		RPI	S	Opponent		Score					
14	N	Texas A&M		1	3	34	A	Marquette		0	3	58	N	Lipscomb		1	3				
21	N	Iowa St.		0	3	39	A	Northwestern		0	3	62	A	Iowa		0	3				
						43	H	Missouri St.		0	3	74	N	Towson		1	3				
												75	A	Cleveland St.		0	3				
												75	H	Cleveland St.		2	3				
												92	A	Oakland		3	2				
												92	H	Oakland		0	3				
												100	H	Furman		3	2				
														102		A	Northern Ill.	1	3		
														117		A	North Dakota St.	2	3		
														127		A	Valparaiso	0	3		
														127		H	Valparaiso	3	1		
														155		A	Green Bay	0	3		
														155		H	Green Bay	0	3		
														165		H	Western Mich.	3	1		
														188		N	Utah Valley	0	3		
														196		A	Northern Ky.	3	2		
														196		H	Northern Ky.	3	0		
														224		A	Youngstown St.	0	3		
														224		H	Youngstown St.	3	2		
														227		A	Wright St.	0	3		
														227		H	Wright St.	3	2		
														231		A	Ill.-Chicago	2	3		
														231		H	Ill.-Chicago	3	2		
LAST 10 GAMES																					
155 H Green Bay						0	3	34 A Marquette						0	3						
127 H Valparaiso						3	1	75 H Cleveland St.						2	3						
231 H Ill.-Chicago						3	2	224 H Youngstown St.						3	2						
227 A Wright St.						0	3	92 H Oakland						0	3						
196 A Northern Ky.						3	2	155 A Green Bay						0	3						

Non-Div. I Games:

Milwaukee

[illegible]

Non-Div. I Games:

South Fla.

Average RPI Win:		186	WON-LOST RECORD		WINNING PCT. RANK		LAST 10 GAMES		STRENGTH OF SCHEDULE		OPP. STRENGTH OF SCHEDULE		TEAM RPI		ADJ RPI		CONF. RPI		ADJ CONF. RPI				
DIV. I ONLY			6- 19		.24	292		0- 10		29		48		172		.49746		171		4		4	
DIV. I NON-CONF.			5- 5		.5	162		0- 0		142		78		148		.51133		148		5		5	
TOTALS		RPI 1-25		RPI 26-50		W-L RECORDS		RPI 51-100		RPI 101-150		RPI 150+											
6- 19		0- 4		0- 6		OVERALL		2- 6		0- 2		4- 1											
2- 8		0- 1		0- 3		HOME		0- 3		0- 1		2- 0											
3- 10		0- 3		0- 2		AWAY		2- 3		0- 1		1- 1											
1- 1		0- 0		0- 1		NEUTRAL		0- 0		0- 0		1- 0											
5- 5		0- 2		0- 0		NON-CONFERENCE		1- 1		0- 1		4- 1											
2- 2		0- 0		0- 0		HOME		0- 1		0- 1		2- 0											
2- 3		0- 2		0- 0		AWAY		1- 0		0- 0		1- 1											
1- 0		0- 0		0- 0		NEUTRAL		0- 0		0- 0		1- 0											
1- 14		0- 2		0- 6		CONFERENCE		1- 5		0- 1		0- 0											
0- 6		0- 1		0- 3		HOME		0- 2		0- 0		0- 0											
1- 7		0- 1		0- 2		AWAY		1- 3		0- 1		0- 0											
0- 1		0- 0		0- 1		NEUTRAL		0- 0		0- 0		0- 0											
RPI	S	Opponent		Score		RPI	S	Opponent		Score		RPI	S	Opponent		Score							
6	A	Washington		0	3	26	H	Loyola Marymount		2	3	54	A	Long Beach St.		3	1	114	A	San Francisco		0	3
12	A	Stanford		0	3	26	N	Loyola Marymount		0	3	67	A	Pepperdine		3	1	120	H	St. John's (NY)		2	3
17	A	BYU		0	3	31	A	San Diego		0	3	67	H	Pepperdine		0	3	167	A	California		0	3
17	H	BYU		0	3	31	H	San Diego		1	3	68	A	Pacific		2	3	210	H	Fresno St.		3	0
						36	A	Santa Clara		0	3	68	H	Pacific		1	3	222	N	CSUN		3	2
						36	H	Santa Clara		0	3	81	A	Gonzaga		0	3	261	H	Bethune-Cookman		3	0
												93	H	Duke		0	3	302	A	Cal St. Fullerton		3	0
												94	A	Portland		0	3						
						LAST 10 GAMES																	
						68	H	Pacific		1	3	36	A	Santa Clara		0	3						
						31	A	San Diego		0	3	114	A	San Francisco		0	3						
						17	A	BYU		0	3	68	A	Pacific		2	3						
						67	H	Pepperdine		0	3	17	H	BYU		0	3						
						26	H	Loyola Marymount		2	3	31	H	San Diego		1	3						

Non-Div. I Games:

St. Mary's (CA)

Average RPI Win:	262	WON-LOST	WINNING	LAST 10	STRENGTH OF	OPP. STRENGTH	TEAM	ADJ	CONF.	ADJ CONF.			
Average RPI Loss:	153	RECORD	PCT. RANK	GAMES	SCHEDULE	OF SCHEDULE	RPI	RPI	RPI	RPI			
DIV. I ONLY	21- 9	.7	62	8- 2	295	271	170	.49687	172	26	26		
DIV. I NON-CONF.	10- 6	.625	124	0- 0	323	259	236	.44932	237	27	27		
<hr/>													
TOTALS	RPI 1-25	RPI 26-50		W-L RECORDS		RPI 51-100		RPI 101-150		RPI 150+			
21- 9	0- 0	0- 0		OVERALL		0- 2		0- 2		21- 5			
11- 4	0- 0	0- 0		HOME		0- 1		0- 0		11- 3			
7- 4	0- 0	0- 0		AWAY		0- 1		0- 1		7- 2			
3- 1	0- 0	0- 0		NEUTRAL		0- 0		0- 1		3- 0			
<hr/>													
10- 6	0- 0	0- 0		NON-CONFERENCE		0- 0		0- 2		10- 4			
5- 3	0- 0	0- 0		HOME		0- 0		0- 0		5- 3			
2- 2	0- 0	0- 0		AWAY		0- 0		0- 1		2- 1			
3- 1	0- 0	0- 0		NEUTRAL		0- 0		0- 1		3- 0			
<hr/>													
11- 3	0- 0	0- 0		CONFERENCE		0- 2		0- 0		11- 1			
6- 1	0- 0	0- 0		HOME		0- 1		0- 0		6- 0			
5- 2	0- 0	0- 0		AWAY		0- 1		0- 0		5- 1			
0- 0	0- 0	0- 0		NEUTRAL		0- 0		0- 0		0- 0			
<hr/>													
RPI	S	Opponent	Score	RPI	S	Opponent	Score	RPI	S	Opponent	Score		
				83 A Coastal Caro.				1	3	121 A UNCG	1	3	
				83 H Coastal Caro.				0	3	129 N Memphis	0	3	
								157 H Marshall				2	3
								163 A Liberty				1	3
								163 H Liberty				3	1
								168 H Wake Forest				1	3
								207 A Georgia				0	3
								212 N Wofford				3	2
								214 A Campbell				3	1
								214 H Campbell				3	2
								220 A Western Caro.				3	0
								221 A Radford				3	2
								221 H Radford				3	1
								236 A UNC Asheville				3	2
								241 H Davidson				3	1
								245 H Winthrop				3	1
								259 H Elon				3	2
								266 H Georgia St.				2	3
								279 N Coppin St.				3	0
								283 N Fordham				3	0
				306 A Charleston So.				3	0				
				306 H Charleston So.				3	1				
				307 H Loyola Maryland				3	1				
				308 H Presbyterian				3	0				
				310 A Gardner-Webb				3	0				
				315 A Saint Francis (PA)				3	0				
				320 H N.C. A&T				3	0				
<hr/>													
				LAST 10 GAMES									
				83 H Coastal Caro.				0	3	236 A UNC Asheville		3	2
				306 H Charleston So.				3	1	214 A Campbell		3	1
				221 A Radford				3	2	306 A Charleston So.		3	0
				163 A Liberty				1	3	308 H Presbyterian		3	0
				310 A Gardner-Webb				3	0	245 H Winthrop		3	1

Non-Div. I Games:

High Point

RPI	S	Opponent	Score	
329	H	South Carolina St.	3	0

High Point

H
i
g
h
P
o
i
n
t

H
i
g
h
P
o
i
n
t

Average RPI Win:	214	WON-LOST	WINNING	LAST 10	STRENGTH OF	OPP. STRENGTH	TEAM	ADJ	CONF.	ADJ CONF.	
Average RPI Loss:	131	RECORD	PCT. RANK	GAMES	SCHEDULE	OF SCHEDULE	RPI	RPI	RPI	RPI	
DIV. I ONLY	14- 15	.48276	178	4- 6	168	189	178	.49607	173	21	21
DIV. I NON-CONF.	6- 7	.46154	185	0- 0	95	139	143	.52052	140	20	20
<hr/>											
TOTALS	RPI 1-25	RPI 26-50		W-L RECORDS	RPI 51-100		RPI 101-150		RPI 150+		
14- 15	0- 0	2- 1		OVERALL	0- 4		2- 4		10- 6		
4- 6	0- 0	0- 0		HOME	0- 1		1- 3		3- 2		
4- 7	0- 0	0- 1		AWAY	0- 2		1- 1		3- 3		
6- 2	0- 0	2- 0		NEUTRAL	0- 1		0- 0		4- 1		
<hr/>											
6- 7	0- 0	2- 1		NON-CONFERENCE	0- 2		0- 2		4- 2		
0- 2	0- 0	0- 0		HOME	0- 0		0- 2		0- 0		
0- 3	0- 0	0- 1		AWAY	0- 1		0- 0		0- 1		
6- 2	0- 0	2- 0		NEUTRAL	0- 1		0- 0		4- 1		
<hr/>											
8- 8	0- 0	0- 0		CONFERENCE	0- 2		2- 2		6- 4		
4- 4	0- 0	0- 0		HOME	0- 1		1- 1		3- 2		
4- 4	0- 0	0- 0		AWAY	0- 1		1- 1		3- 2		
0- 0	0- 0	0- 0		NEUTRAL	0- 0		0- 0		0- 0		
<hr/>											
RPI S	Opponent	Score	RPI S	Opponent	Score	RPI S	Opponent	Score	RPI S	Opponent	Score
			34 N	Marquette	3 2	78 A	Ole Miss	0 3	112 A	IUPUI	2 3
			35 N	Miami (FL)	3 1	87 A	Denver	1 3	112 H	IUPUI	3 1
			43 A	Missouri St.	1 3	87 H	Denver	2 3	115 H	Tulsa	0 3
						89 N	North Texas	1 3	116 H	Texas-Arlington	1 3
									117 A	North Dakota St.	3 1
									117 H	North Dakota St.	0 3
									161 A	UNLV	1 3
									178 A	Omaha	0 3
									178 H	Omaha	0 3
									194 A	South Dakota	2 3
									194 H	South Dakota	1 3
									202 N	Houston Baptist	3 1
									217 N	Portland St.	0 3
									244 N	Tennessee St.	3 0
									256 N	Southeastern La.	3 1
									274 A	South Dakota St.	3 2
									274 H	South Dakota St.	3 2
									275 N	Northwestern St.	3 1
									277 A	IPFW	3 1
									277 H	IPFW	3 0
									312 A	Western Ill.	3 1
									312 H	Western Ill.	3 2
<hr/>											
LAST 10 GAMES											
	117 H	North Dakota St.	0	3	277 A	IPFW	3	1			
	87 H	Denver	2	3	274 H	South Dakota St.	3	2			
	178 A	Omaha	0	3	194 H	South Dakota	1	3			
	312 A	Western Ill.	3	1	312 H	Western Ill.	3	2			
	112 A	IUPUI	2	3	87 A	Denver	1	3			

Non-Div. I Games:

Oral Roberts

Average RPI Win:		224	WON-LOST RECORD		WINNING PCT. RANK		LAST 10 GAMES		STRENGTH OF SCHEDULE		OPP. STRENGTH OF SCHEDULE		TEAM RPI		ADJ RPI		CONF. RPI		ADJ CONF. RPI	
Average RPI Loss:		118																		
DIV. I ONLY			14- 16		.46667 187		7- 3		148		169		173		.49545 174		17		17	
DIV. I NON-CONF.			6- 10		.375 235		0- 1		119		153		190		.48452 189		18		18	
TOTALS			RPI 1-25		RPI 26-50		W-L RECORDS		RPI 51-100		RPI 101-150		RPI 150+							
14- 16			0- 1		0- 3		OVERALL		1- 5		1- 2		12- 5							
6- 4			0- 0		0- 0		HOME		0- 1		0- 1		6- 2							
6- 6			0- 0		0- 2		AWAY		1- 2		0- 0		5- 2							
2- 6			0- 1		0- 1		NEUTRAL		0- 2		1- 1		1- 1							
6- 10			0- 1		0- 2		NON-CONFERENCE		0- 3		1- 1		5- 3							
2- 1			0- 0		0- 0		HOME		0- 0		0- 0		2- 1							
2- 3			0- 0		0- 1		AWAY		0- 1		0- 0		2- 1							
2- 6			0- 1		0- 1		NEUTRAL		0- 2		1- 1		1- 1							
8- 6			0- 0		0- 1		CONFERENCE		1- 2		0- 1		7- 2							
4- 3			0- 0		0- 0		HOME		0- 1		0- 1		4- 1							
4- 3			0- 0		0- 1		AWAY		1- 1		0- 0		3- 1							
0- 0			0- 0		0- 0		NEUTRAL		0- 0		0- 0		0- 0							
RPI	S	Opponent	Score		RPI	S	Opponent	Score		RPI	S	Opponent	Score		RPI	S	Opponent	Score		
21	N	Iowa St.	0	3	29	A	Dayton	1	3	51	A	Virginia	1	3	106	N	Hofstra	3	0	
					33	A	Purdue	0	3	57	N	Ohio	0	3	109	H	George Washington	2	3	
					48	N	Kansas St.	1	3	70	A	Saint Louis	3	2	149	N	Seattle	0	3	
										84	N	Appalachian St.	0	3	163	A	Liberty	0	3	
										99	A	Rhode Island	1	3	168	A	Wake Forest	3	1	
										99	H	Rhode Island	2	3	179	A	Duquesne	3	1	
															179	H	Duquesne	3	1	
															207	N	Georgia	1	3	
															225	H	George Mason	1	3	
															233	A	Middle Tenn.	3	0	
															235	H	UMES	1	3	
															241	A	Davidson	3	1	
															241	H	Davidson	3	0	
															246	H	William & Mary	3	2	
															273	N	Austin Peay	3	1	
															283	A	Fordham	0	3	
															283	H	Fordham	3	2	
															297	A	La Salle	3	0	
															297	H	La Salle	3	2	
															323	H	Hampton	3	1	
					LAST 10 GAMES															
					99	H	Rhode Island	2	3	241	H	Davidson	3	0						
					283	H	Fordham	3	2	179	H	Duquesne	3	1						
					235	H	UMES	1	3	297	H	La Salle	3	2						
					297	A	La Salle	3	0	29	A	Dayton	1	3						
					179	A	Duquesne	3	1	70	A	Saint Louis	3	2						

Non-Div. I Games:

VCU

Average RPI Win: 199		WON-LOST RECORD		WINNING PCT. RANK		LAST 10 GAMES		STRENGTH OF SCHEDULE		OPP. STRENGTH OF SCHEDULE		TEAM RPI		ADJ RPI		CONF. RPI		ADJ CONF. RPI	
Average RPI Loss: 110																			
DIV. I ONLY		11- 17		.39286 223		4- 6		102		135		179		.49459 175		10		10	
DIV. I NON-CONF.		5- 7		.41667 204		0- 0		168		166		198		.47815 198		10		10	
TOTALS		RPI 1-25		RPI 26-50		W-L RECORDS		RPI 51-100		RPI 101-150		RPI 150+							
11- 17		0- 0		1- 6		OVERALL		0- 3		1- 3		9- 5							
8- 3		0- 0		1- 2		HOME		0- 0		1- 1		6- 0							
1- 11		0- 0		0- 3		AWAY		0- 2		0- 1		1- 5							
2- 3		0- 0		0- 1		NEUTRAL		0- 1		0- 1		2- 0							
5- 7		0- 0		0- 1		NON-CONFERENCE		0- 3		1- 1		4- 2							
3- 0		0- 0		0- 0		HOME		0- 0		1- 0		2- 0							
0- 4		0- 0		0- 0		AWAY		0- 2		0- 0		0- 2							
2- 3		0- 0		0- 1		NEUTRAL		0- 1		0- 1		2- 0							
6- 10		0- 0		1- 5		CONFERENCE		0- 0		0- 2		5- 3							
5- 3		0- 0		1- 2		HOME		0- 0		0- 1		4- 0							
1- 7		0- 0		0- 3		AWAY		0- 0		0- 1		1- 3							
0- 0		0- 0		0- 0		NEUTRAL		0- 0		0- 0		0- 0							
RPI S	Opponent	Score		RPI S	Opponent	Score		RPI S	Opponent	Score		RPI S	Opponent	Score					
				28 A	Colorado St.	0	3	72 A	Sacramento St.	1	3	108 A	New Mexico	1	3				
				28 H	Colorado St.	0	3	94 A	Portland	1	3	108 H	New Mexico	1	3				
				36 N	Santa Clara	0	3	98 N	Kent St.	1	3	122 H	Miami (OH)	3	0				
				45 A	Boise St.	0	3					149 N	Seattle	0	3				
				45 H	Boise St.	1	3					161 A	UNLV	0	3				
				49 A	Wyoming	0	3					161 H	UNLV	3	1				
				49 H	Wyoming	3	2					167 A	California	0	3				
												185 N	Eastern Wash.	3	0				
												203 A	Air Force	3	2				
												203 H	Air Force	3	0				
												210 A	Fresno St.	0	3				
												210 H	Fresno St.	3	1				
												217 A	Portland St.	0	3				
												228 N	UC Riverside	3	2				
												249 A	Utah St.	1	3				
												249 H	Utah St.	3	0				
												272 H	Weber St.	3	2				
												304 H	Montana St.	3	0				
				LAST 10 GAMES															
				45 A	Boise St.	0	3	49 A	Wyoming	0	3								
				249 A	Utah St.	1	3	203 H	Air Force	3	0								
				210 H	Fresno St.	3	1	108 H	New Mexico	1	3								
				161 H	UNLV	3	1	249 H	Utah St.	3	0								
				28 A	Colorado St.	0	3	45 H	Boise St.	1	3								

Non-Div. I Games:

Nevada

Average RPI Win:	207	WON-LOST	WINNING	LAST 10	STRENGTH OF	OPP. STRENGTH	TEAM	ADJ	CONF.	ADJ CONF.	
Average RPI Loss:	115	RECORD	PCT. RANK	GAMES	SCHEDULE	OF SCHEDULE	RPI	RPI	RPI	RPI	
DIV. I ONLY	12- 17	.41379	215	3- 7	109	149	174	.49459	175	12	12
DIV. I NON-CONF.	8- 5	.61538	125	0- 0	126	169	113	.54065	115	13	13
<hr/>											
TOTALS	RPI 1-25	RPI 26-50		W-L RECORDS		RPI 51-100		RPI 101-150		RPI 150+	
12- 17	0- 0	0- 1		OVERALL		1- 9		2- 4		9- 3	
5- 6	0- 0	0- 0		HOME		0- 4		0- 1		5- 1	
5- 7	0- 0	0- 0		AWAY		1- 3		1- 2		3- 2	
2- 4	0- 0	0- 1		NEUTRAL		0- 2		1- 1		1- 0	
8- 5	0- 0	0- 1		NON-CONFERENCE		0- 2		2- 2		6- 0	
3- 0	0- 0	0- 0		HOME		0- 0		0- 0		3- 0	
3- 1	0- 0	0- 0		AWAY		0- 0		1- 1		2- 0	
2- 4	0- 0	0- 1		NEUTRAL		0- 2		1- 1		1- 0	
4- 12	0- 0	0- 0		CONFERENCE		1- 7		0- 2		3- 3	
2- 6	0- 0	0- 0		HOME		0- 4		0- 1		2- 1	
2- 6	0- 0	0- 0		AWAY		1- 3		0- 1		1- 2	
0- 0	0- 0	0- 0		NEUTRAL		0- 0		0- 0		0- 0	
RPI S	Opponent	Score	RPI S	Opponent	Score	RPI S	Opponent	Score	RPI S	Opponent	Score
			42 N	Southern Ill.	2 3	55 N	Michigan St.	0 3	106 A	Hofstra	0 3
						63 A	James Madison	0 3	106 H	Hofstra	0 3
						63 H	James Madison	0 3	118 A	UCF	3 2
						66 A	UNCW	0 3	141 N	Jacksonville	3 1
						66 H	UNCW	0 3	144 N	Northern Colo.	2 3
						74 A	Towson	3 2	145 A	North Carolina St.	0 3
						74 H	Towson	2 3	154 A	New Hampshire	3 0
						78 N	Ole Miss	0 3	166 N	Boston College	3 2
						96 A	Col. of Charleston	2 3	199 A	Penn	3 1
						96 H	Col. of Charleston	2 3	243 H	Sacred Heart	3 2
									246 A	William & Mary	0 3
									246 H	William & Mary	1 3
									259 A	Elon	3 1
									259 H	Elon	3 2
									270 A	Northeastern	1 3
									270 H	Northeastern	3 1
									288 H	Morgan St.	3 0
									307 H	Loyola Maryland	3 0
			LAST 10 GAMES								
			66 H	UNCW	0 3	259 H	Elon	3 2			
			96 H	Col. of Charleston	2 3	63 A	James Madison	0 3			
			106 A	Hofstra	0 3	74 A	Towson	3 2			
			270 A	Northeastern	1 3	270 H	Northeastern	3 1			
			246 H	William & Mary	1 3	106 H	Hofstra	0 3			

Non-Div. I Games:

Delaware

T
r
o
y

Troy				Through Games Of Though Nov. 15, 2015							
Average RPI Win: 240		WON-LOST RECORD	WINNING PCT. RANK	LAST 10 GAMES	STRENGTH OF SCHEDULE	OPP. STRENGTH OF SCHEDULE	TEAM RPI	ADJ RPI		CONF. RPI	ADJ CONF. RPI
Average RPI Loss: 118											
DIV. I ONLY		14- 17	.45161 198	4- 6	130	192	175	.49436	177	15	15
DIV. I NON-CONF.		7- 8	.46667 180	1- 1	152	225	186	.4884	186	16	16
TOTALS		RPI 1-25	RPI 26-50		W-L RECORDS		RPI 51-100		RPI 101-150		RPI 150+
14- 17	0- 2	0- 0		OVERALL		0- 5		3- 6		11- 4	
11- 4	0- 1	0- 0		HOME		0- 1		3- 2		8- 0	
2- 10	0- 1	0- 0		AWAY		0- 2		0- 3		2- 4	
1- 3	0- 0	0- 0		NEUTRAL		0- 2		0- 1		1- 0	
7- 8	0- 0	0- 0		NON-CONFERENCE		0- 4		2- 2		5- 2	
6- 1	0- 0	0- 0		HOME		0- 0		2- 1		4- 0	
0- 4	0- 0	0- 0		AWAY		0- 2		0- 0		0- 2	
1- 3	0- 0	0- 0		NEUTRAL		0- 2		0- 1		1- 0	
7- 9	0- 2	0- 0		CONFERENCE		0- 1		1- 4		6- 2	
5- 3	0- 1	0- 0		HOME		0- 1		1- 1		4- 0	
2- 6	0- 1	0- 0		AWAY		0- 0		0- 3		2- 2	
0- 0	0- 0	0- 0		NEUTRAL		0- 0		0- 0		0- 0	
RPI S	Opponent	Score	RPI S	Opponent	Score	RPI S	Opponent	Score	RPI S	Opponent	Score
18 A	Arkansas St.	0 3				51 N	Virginia	1 3	103 A	Texas St.	0 3
18 H	Arkansas St.	2 3				70 N	Saint Louis	0 3	103 H	Texas St.	1 3
						77 A	Chattanooga	1 3	116 A	Texas-Arlington	2 3
						82 A	Alabama	0 3	127 N	Valparaiso	0 3
						84 H	Appalachian St.	2 3	128 A	Little Rock	0 3
									128 H	Little Rock	3 0
									129 H	Mississippi St.	1 3
									137 H	ETSU	3 1
									139 H	CSU Bakersfield	3 1
									160 A	South Ala.	1 3
						160 H	South Ala.	3 2			
						232 A	Ga. Southern	1 3			
						239 N	Eastern Ky.	3 1			
						247 A	Mercer	1 3			
						251 A	La.-Monroe	3 1			
						251 H	La.-Monroe	3 0			
						256 A	Southeastern La.	1 3			
						266 H	Georgia St.	3 1			
						290 A	La.-Lafayette	3 2			
						290 H	La.-Lafayette	3 1			
						291 H	UAB	3 2			
						295 H	Florida A&M	3 2			
						298 H	Alabama St.	3 0			
						318 H	Alabama A&M	3 0			
			LAST 10 GAMES								
			232 A	Ga. Southern	1 3	160 A	South Ala.	1 3			
			128 H	Little Rock	3 0	103 H	Texas St.	1 3			
			129 H	Mississippi St.	1 3	290 A	La.-Lafayette	3 2			
			103 A	Texas St.	0 3	251 A	La.-Monroe	3 1			
			116 A	Texas-Arlington	2 3	295 H	Florida A&M	3 2			

T
r
o
y

Non-Div. I Games:

Troy

Average RPI Win:	235	WON-LOST	WINNING	LAST 10	STRENGTH OF	OPP. STRENGTH	TEAM	ADJ	CONF.	ADJ CONF.	
Average RPI Loss:	125	RECORD	PCT. RANK	GAMES	SCHEDULE	OF SCHEDULE	RPI	RPI	RPI	RPI	
DIV. I ONLY		14- 14	.5 164	6- 4	186	190	177	.4933 179	17	17	
DIV. I NON-CONF.		6- 8	.42857 192	0- 0	166	188	194	.47949 194	18	18	
<hr/>											
TOTALS	RPI 1-25	RPI 26-50		W-L RECORDS	RPI 51-100		RPI 101-150		RPI 150+		
14- 14	0- 0	0- 2		OVERALL	1- 3		0- 5		13- 4		
5- 5	0- 0	0- 2		HOME	0- 1		0- 1		5- 1		
7- 4	0- 0	0- 0		AWAY	1- 1		0- 2		6- 1		
2- 5	0- 0	0- 0		NEUTRAL	0- 1		0- 2		2- 2		
6- 8	0- 0	0- 1		NON-CONFERENCE	0- 2		0- 3		6- 2		
2- 1	0- 0	0- 1		HOME	0- 0		0- 0		2- 0		
2- 2	0- 0	0- 0		AWAY	0- 1		0- 1		2- 0		
2- 5	0- 0	0- 0		NEUTRAL	0- 1		0- 2		2- 2		
8- 6	0- 0	0- 1		CONFERENCE	1- 1		0- 2		7- 2		
3- 4	0- 0	0- 1		HOME	0- 1		0- 1		3- 1		
5- 2	0- 0	0- 0		AWAY	1- 0		0- 1		4- 1		
0- 0	0- 0	0- 0		NEUTRAL	0- 0		0- 0		0- 0		
<hr/>											
RPI S	Opponent	Score	RPI S	Opponent	Score	RPI S	Opponent	Score	RPI S	Opponent	Score
			29 H	Dayton	1 3	70 H	Saint Louis	1 3	104 A	Maryland	0 3
			40 H	Pittsburgh	0 3	90 A	Temple	2 3	106 N	Hofstra	1 3
						98 N	Kent St.	1 3	109 A	George Washington	0 3
						99 A	Rhode Island	3 1	109 H	George Washington	0 3
									142 N	Princeton	0 3
									174 A	VCU	1 3
									174 H	VCU	1 3
									193 A	Rutgers	3 1
									201 H	Colgate	3 0
									219 A	Robert Morris	3 1
									224 H	Youngstown St.	3 2
									225 A	George Mason	3 2
									225 H	George Mason	3 2
									238 N	Howard	2 3
									241 A	Davidson	3 1
									241 H	Davidson	3 0
									258 N	Montana	3 1
									269 N	Binghamton	2 3
									283 A	Fordham	3 1
									288 N	Morgan St.	3 0
									297 A	La Salle	3 0
									297 H	La Salle	3 0
<hr/>											
			LAST 10 GAMES								
			225 A	George Mason	3 2	174 A	VCU	1 3			
			109 A	George Washington	0 3	241 A	Davidson	3 1			
			241 H	Davidson	3 0	109 H	George Washington	0 3			
			174 H	VCU	1 3	225 H	George Mason	3 2			
			297 A	La Salle	3 0	99 A	Rhode Island	3 1			

Non-Div. I Games:

Duquesne

Average RPI Win: 227		WON-LOST RECORD	WINNING PCT. RANK		LAST 10 GAMES		STRENGTH OF SCHEDULE		OPP. STRENGTH OF SCHEDULE		TEAM RPI	ADJ RPI		CONF. RPI	ADJ CONF. RPI		
Average RPI Loss: 107			13- 15 3- 9		.46429 190 .25 270		7- 3 0- 0		157 97		161 134		180 219	.49288 180 .46247 219		18 15	18 15
DIV. I ONLY		13- 15		.46429 190		7- 3		157		161		180	.49288 180		18	18	
DIV. I NON-CONF.		3- 9		.25 270		0- 0		97		134		219	.46247 219		15	15	
TOTALS		RPI 1-25		RPI 26-50		W-L RECORDS		RPI 51-100		RPI 101-150		RPI 150+					
13- 15		0- 0		0- 3		OVERALL		1- 4		2- 6		10- 2					
8- 3		0- 0		0- 0		HOME		1- 1		2- 2		5- 0					
4- 7		0- 0		0- 2		AWAY		0- 2		0- 2		4- 1					
1- 5		0- 0		0- 1		NEUTRAL		0- 1		0- 2		1- 1					
3- 9		0- 0		0- 2		NON-CONFERENCE		0- 3		1- 3		2- 1					
1- 2		0- 0		0- 0		HOME		0- 1		1- 1		0- 0					
1- 2		0- 0		0- 1		AWAY		0- 1		0- 0		1- 0					
1- 5		0- 0		0- 1		NEUTRAL		0- 1		0- 2		1- 1					
10- 6		0- 0		0- 1		CONFERENCE		1- 1		1- 3		8- 1					
7- 1		0- 0		0- 0		HOME		1- 0		1- 1		5- 0					
3- 5		0- 0		0- 1		AWAY		0- 1		0- 2		3- 1					
0- 0		0- 0		0- 0		NEUTRAL		0- 0		0- 0		0- 0					
RPI S	Opponent	Score	RPI S	Opponent	Score	RPI S	Opponent	Score	RPI S	Opponent	Score	RPI S	Opponent	Score	RPI S	Opponent	Score
			27 A	Hawaii	0 3	56 A	Idaho St.	0 3	101 N	Cal Poly	1 3						
			30 N	Wichita St.	0 3	72 H	Sacramento St.	3 2	131 A	North Dakota	0 3						
			41 A	Northern Ariz.	1 3	74 N	Towson	2 3	131 H	North Dakota	2 3						
						94 A	Portland	0 3	132 H	UC Irvine	2 3						
						97 H	Washington St.	0 3	143 N	Oregon St.	0 3						
									144 A	Northern Colo.	1 3						
									144 H	Northern Colo.	3 1						
									149 H	Seattle	3 0						
									185 A	Eastern Wash.	0 3						
									185 H	Eastern Wash.	3 1						
									190 H	Southern Utah	3 1						
									217 H	Portland St.	3 2						
									220 N	Western Caro.	1 3						
									258 A	Montana	3 2						
									258 H	Montana	3 1						
									272 A	Weber St.	3 1						
									280 A	Tennessee Tech	3 0						
									304 A	Montana St.	3 0						
									304 H	Montana St.	3 0						
									313 N	St. Francis Brooklyn	3 0						
			LAST 10 GAMES														
			144 A	Northern Colo.	1 3	304 H	Montana St.	3 0									
			131 A	North Dakota	0 3	56 A	Idaho St.	0 3									
			185 H	Eastern Wash.	3 1	272 A	Weber St.	3 1									
			190 H	Southern Utah	3 1	304 A	Montana St.	3 0									
			258 H	Montana	3 1	258 A	Montana	3 2									

Non-Div. I Games:

Idaho

Average RPI Win:		189	WON-LOST RECORD		WINNING PCT. RANK		LAST 10 GAMES		STRENGTH OF SCHEDULE		OPP. STRENGTH OF SCHEDULE		TEAM RPI		ADJ RPI		CONF. RPI		ADJ CONF. RPI	
DIV. I ONLY			5- 20		.2 307		0- 9		17		74		182		.49234 181		2		2	
DIV. I NON-CONF.			5- 8		.38462 228		0- 0		70		193		164		.50289 163		3		3	
TOTALS		RPI 1-25		RPI 26-50		W-L RECORDS		RPI 51-100		RPI 101-150		RPI 150+								
5- 20		0- 5		0- 6		OVERALL		1- 1		0- 3		4- 5								
1- 7		0- 2		0- 3		HOME		0- 0		0- 0		1- 2								
1- 9		0- 3		0- 3		AWAY		0- 0		0- 1		1- 2								
3- 4		0- 0		0- 0		NEUTRAL		1- 1		0- 2		2- 1								
5- 8		0- 0		0- 1		NON-CONFERENCE		1- 1		0- 3		4- 3								
1- 1		0- 0		0- 0		HOME		0- 0		0- 0		1- 1								
1- 3		0- 0		0- 1		AWAY		0- 0		0- 1		1- 1								
3- 4		0- 0		0- 0		NEUTRAL		1- 1		0- 2		2- 1								
0- 12		0- 5		0- 5		CONFERENCE		0- 0		0- 0		0- 2								
0- 6		0- 2		0- 3		HOME		0- 0		0- 0		0- 1								
0- 6		0- 3		0- 2		AWAY		0- 0		0- 0		0- 1								
0- 0		0- 0		0- 0		NEUTRAL		0- 0		0- 0		0- 0								
RPI	S	Opponent		Score		RPI	S	Opponent		Score		RPI	S	Opponent		Score				
2	A	Texas		0	3	37	A	Michigan		0	3	92	N	Oakland		3	2			
2	H	Texas		0	3	38	H	TCU		1	3	95	N	Murray St.		1	3			
5	A	Kansas		0	3	47	A	Baylor		0	3			George Washington		0	3			
21	A	Iowa St.		0	3	47	H	Baylor		0	3			IUPUI		2	3			
21	H	Iowa St.		0	3	48	A	Kansas St.		0	3			UConn		0	3			
						48	H	Kansas St.		0	3			Marshall		3	2			
														Texas Tech		0	3			
														Texas Tech		0	3			
														Dartmouth		1	3			
														Eastern Mich.		1	3			
														Charlotte		3	1			
														Robert Morris		1	3			
														Davidson		3	0			
														Winthrop		3	1			
LAST 10 GAMES																				
158	A	Texas Tech		0	3	21	A	Iowa St.		0	3									
21	H	Iowa St.		0	3	47	H	Baylor		0	3									
47	A	Baylor		0	3	158	H	Texas Tech		0	3									
2	A	Texas		0	3	48	A	Kansas St.		0	3									
48	H	Kansas St.		0	3	219	H	Robert Morris		1	3									

Non-Div. I Games:

West Virginia

Average RPI Win:		254	WON-LOST RECORD		WINNING PCT. RANK		LAST 10 GAMES		STRENGTH OF SCHEDULE		OPP. STRENGTH OF SCHEDULE		TEAM RPI		ADJ RPI		CONF. RPI		ADJ CONF. RPI								
Average RPI Loss:		95																									
DIV. I ONLY			14- 12		.53846 143		5- 5		243		166		183		.49212 182		23		23								
DIV. I NON-CONF.			7- 5		.58333 137		0- 0		150		111		131		.52794 132		21		21								
TOTALS		RPI 1-25		RPI 26-50		W-L RECORDS		RPI 51-100		RPI 101-150		RPI 150+															
14- 12		0- 2		0- 1		OVERALL		1- 4		0- 4		13- 1															
8- 3		0- 0		0- 0		HOME		0- 1		0- 2		8- 0															
4- 5		0- 1		0- 0		AWAY		0- 1		0- 2		4- 1															
2- 4		0- 1		0- 1		NEUTRAL		1- 2		0- 0		1- 0															
7- 5		0- 2		0- 1		NON-CONFERENCE		1- 2		0- 0		6- 0															
4- 0		0- 0		0- 0		HOME		0- 0		0- 0		4- 0															
1- 1		0- 1		0- 0		AWAY		0- 0		0- 0		1- 0															
2- 4		0- 1		0- 1		NEUTRAL		1- 2		0- 0		1- 0															
7- 7		0- 0		0- 0		CONFERENCE		0- 2		0- 4		7- 1															
4- 3		0- 0		0- 0		HOME		0- 1		0- 2		4- 0															
3- 4		0- 0		0- 0		AWAY		0- 1		0- 2		3- 1															
0- 0		0- 0		0- 0		NEUTRAL		0- 0		0- 0		0- 0															
RPI	S	Opponent		Score		RPI	S	Opponent		Score		RPI	S	Opponent		Score											
5	A	Kansas		0	3	43	N	Missouri St.		2	3	69	A	New Mexico St.		1	3	139	A	CSU Bakersfield	1	3					
18	N	Arkansas St.		0	3							69	H	New Mexico St.		1	3	139	H	CSU Bakersfield	2	3					
												70	N	Saint Louis		3	2	149	A	Seattle	1	3					
												81	N	Gonzaga		1	3	149	H	Seattle	2	3					
												93	N	Duke		0	3	178	H	Omaha	3	1					
																		188	A	Utah Valley	1	3					
																		188	H	Utah Valley	3	2					
																		262	A	UTRGV	3	1					
																		262	H	UTRGV	3	1					
																		265	A	Southeast Mo. St.	3	0					
																		271	H	Bradley	3	0					
																		274	H	South Dakota St.	3	0					
																		282	A	Grand Canyon	3	0					
																		282	H	Grand Canyon	3	0					
																		287	H	SIUE	3	1					
																		311	A	Chicago St.	3	0					
																		311	H	Chicago St.	3	0					
																		312	N	Western Ill.	3	0					
						LAST 10 GAMES																					
						282 A Grand Canyon						3	0	149 A Seattle						1	3						
						139 A CSU Bakersfield						1	3	188 A Utah Valley						1	3						
						311 H Chicago St.						3	0	139 H CSU Bakersfield						2	3						
						262 H UTRGV						3	1	282 H Grand Canyon						3	0						
						69 H New Mexico St.						1	3	311 A Chicago St.						3	0						

Non-Div. I Games:

UMKC

Average RPI Win:	268	WON-LOST	WINNING	LAST 10	STRENGTH OF	OPP. STRENGTH	TEAM	ADJ	CONF.	ADJ CONF.			
Average RPI Loss:	235	RECORD	PCT. RANK	GAMES	SCHEDULE	OF SCHEDULE	RPI	RPI	RPI	RPI			
DIV. I ONLY		19- 9	.67857	80	10- 0	284	316	181	.48828	183	30	30	
DIV. I NON-CONF.		5- 5	.5	162	1- 0	251	302	226	.45704	224	30	30	
<hr/>													
TOTALS	RPI 1-25	RPI 26-50		W-L RECORDS		RPI 51-100		RPI 101-150		RPI 150+			
19- 9	0- 0	0- 0		OVERALL		0- 1		0- 0		19- 8			
11- 2	0- 0	0- 0		HOME		0- 0		0- 0		11- 2			
6- 5	0- 0	0- 0		AWAY		0- 0		0- 0		6- 5			
2- 2	0- 0	0- 0		NEUTRAL		0- 1		0- 0		2- 1			
<hr/>													
5- 5	0- 0	0- 0		NON-CONFERENCE		0- 1		0- 0		5- 4			
3- 1	0- 0	0- 0		HOME		0- 0		0- 0		3- 1			
0- 2	0- 0	0- 0		AWAY		0- 0		0- 0		0- 2			
2- 2	0- 0	0- 0		NEUTRAL		0- 1		0- 0		2- 1			
<hr/>													
14- 4	0- 0	0- 0		CONFERENCE		0- 0		0- 0		14- 4			
8- 1	0- 0	0- 0		HOME		0- 0		0- 0		8- 1			
6- 3	0- 0	0- 0		AWAY		0- 0		0- 0		6- 3			
0- 0	0- 0	0- 0		NEUTRAL		0- 0		0- 0		0- 0			
<hr/>													
RPI	S	Opponent	Score	RPI	S	Opponent	Score	RPI	S	Opponent	Score		
								74	N	Towson	1	3	
								154	H	New Hampshire	1	3	
								166	H	Boston College	3	2	
								184	A	Marist	3	2	
								184	H	Marist	3	1	
								199	A	Penn	1	3	
								200	A	Siena	3	1	
								200	H	Siena	3	1	
								234	N	Bucknell	0	3	
								243	H	Sacred Heart	3	2	
								260	A	Manhattan	3	0	
								260	H	Manhattan	3	0	
								281	A	Rider	3	1	
								281	H	Rider	1	3	
								285	A	Niagara	2	3	
								285	H	Niagara	3	1	
								292	A	Canisius	0	3	
								292	H	Canisius	3	0	
								293	A	Iona	2	3	
293	H	Iona	3	1									
299	N	NJIT	3	0									
301	A	Central Conn. St.	0	3									
								309	H	Holy Cross	3	1	
								321	N	Delaware St.	3	0	
								324	A	Saint Peter's	3	0	
								324	H	Saint Peter's	3	0	
								330	A	Quinnipiac	3	0	
								330	H	Quinnipiac	3	0	
LAST 10 GAMES													
293 H Iona				3	1	184 H Marist				3	1	321 N Delaware St.	
260 H Manhattan				3	0	285 H Niagara				3	1	324 A Saint Peter's	
200 H Siena				3	1	292 H Canisius				3	0	324 H Saint Peter's	
281 A Rider				3	1	243 H Sacred Heart				3	2	330 A Quinnipiac	
324 A Saint Peter's				3	0	330 A Quinnipiac				3	0	330 H Quinnipiac	

Non-Div. I Games:

Fairfield

[illegible]

Non-Div. I Games:

Marist

RPI	S	Opponent	Score	
330	A	Quinnipiac	3	1
330	H	Quinnipiac	3	0

Marist

M
a
r
i
s
t

M
a
r
i
s
t

Average RPI Win:	220	WON-LOST	WINNING	LAST 10	STRENGTH OF	OPP. STRENGTH	TEAM	ADJ	CONF.	ADJ CONF.				
Average RPI Loss:	134	RECORD	PCT. RANK	GAMES	SCHEDULE	OF SCHEDULE	RPI	RPI	RPI	RPI				
DIV. I ONLY	13- 13	.5	164	3- 7	224	165	186	.48689	185	18	18			
DIV. I NON-CONF.	4- 6	.4	216	0- 0	179	154	207	.47267	206	15	15			
<hr/>														
TOTALS	RPI 1-25	RPI 26-50		W-L RECORDS	RPI 51-100		RPI 101-150		RPI 150+					
13- 13	0- 1	0- 2		OVERALL	1- 1		2- 4		10- 5					
6- 2	0- 0	0- 1		HOME	1- 0		2- 0		3- 1					
5- 7	0- 0	0- 1		AWAY	0- 1		0- 2		5- 3					
2- 4	0- 1	0- 0		NEUTRAL	0- 0		0- 2		2- 1					
<hr/>														
4- 6	0- 1	0- 1		NON-CONFERENCE	0- 0		0- 2		4- 2					
0- 0	0- 0	0- 0		HOME	0- 0		0- 0		0- 0					
2- 2	0- 0	0- 1		AWAY	0- 0		0- 0		2- 1					
2- 4	0- 1	0- 0		NEUTRAL	0- 0		0- 2		2- 1					
<hr/>														
9- 7	0- 0	0- 1		CONFERENCE	1- 1		2- 2		6- 3					
6- 2	0- 0	0- 1		HOME	1- 0		2- 0		3- 1					
3- 5	0- 0	0- 0		AWAY	0- 1		0- 2		3- 2					
0- 0	0- 0	0- 0		NEUTRAL	0- 0		0- 0		0- 0					
<hr/>														
RPI	S	Opponent	Score		RPI	S	Opponent	Score		RPI	S	Opponent	Score	
4	N	Florida	1	3	27	A	Hawaii	1	3	56	A	Idaho St.	0	3
					41	H	Northern Ariz.	0	3	72	H	Sacramento St.	3	1
										131	A	North Dakota	2	3
										131	H	North Dakota	3	0
										144	A	Northern Colo.	2	3
										144	H	Northern Colo.	3	0
										148	N	San Diego St.	0	3
										149	N	Seattle	0	3
										167	A	California	0	3
										175	N	Nevada	0	3
										180	A	Idaho	1	3
										180	H	Idaho	3	0
										190	A	Southern Utah	3	1
										217	H	Portland St.	3	1
										248	A	New Orleans	3	0
										250	N	Providence	3	0
										256	A	Southeastern La.	3	1
										258	A	Montana	2	3
										258	H	Montana	1	3
										272	A	Weber St.	3	0
										297	N	La Salle	3	0
					304	A	Montana St.	3	1					
					304	H	Montana St.	3	2					
<hr/>														
LAST 10 GAMES														
131 A North Dakota					2	3	258 H Montana					1	3	
144 A Northern Colo.					2	3	272 A Weber St.					3	0	
180 A Idaho					1	3	56 A Idaho St.					0	3	
41 H Northern Ariz.					0	3	258 A Montana					2	3	
304 H Montana St.					3	2	304 A Montana St.					3	1	

Average RPI Win: 279		WON-LOST RECORD		WINNING PCT. RANK		LAST 10 GAMES		STRENGTH OF SCHEDULE		OPP. STRENGTH OF SCHEDULE		TEAM RPI		ADJ RPI		CONF. RPI		ADJ CONF. RPI	
DIV. I ONLY		13- 12		.52 157		10- 0		211		251		187		.48657 186		29		29	
DIV. I NON-CONF.		1- 10		.09091 310		0- 0		116		27		268		.42561 265		29		29	
TOTALS		RPI 1-25		RPI 26-50		W-L RECORDS		RPI 51-100		RPI 101-150		RPI 150+							
13- 12		0- 1		0- 1		OVERALL		0- 2		0- 5		13- 3							
6- 5		0- 1		0- 1		HOME		0- 2		0- 0		6- 1							
6- 5		0- 0		0- 0		AWAY		0- 0		0- 3		6- 2							
1- 2		0- 0		0- 0		NEUTRAL		0- 0		0- 2		1- 0							
1- 10		0- 1		0- 1		NON-CONFERENCE		0- 2		0- 5		1- 1							
0- 4		0- 1		0- 1		HOME		0- 2		0- 0		0- 0							
0- 4		0- 0		0- 0		AWAY		0- 0		0- 3		0- 1							
1- 2		0- 0		0- 0		NEUTRAL		0- 0		0- 2		1- 0							
12- 2		0- 0		0- 0		CONFERENCE		0- 0		0- 0		12- 2							
6- 1		0- 0		0- 0		HOME		0- 0		0- 0		6- 1							
6- 1		0- 0		0- 0		AWAY		0- 0		0- 0		6- 1							
0- 0		0- 0		0- 0		NEUTRAL		0- 0		0- 0		0- 0							
RPI S	Opponent		Score		RPI S	Opponent		Score		RPI S	Opponent		Score		RPI S	Opponent		Score	
10 H	Ohio St.		0 3		50 H	Arizona		0 3		53 H	Oregon		1 3		107 A	Virginia Tech		0 3	
										60 H	Syracuse		1 3		108 A	New Mexico		0 3	
															119 N	LSU		0 3	
															120 A	St. John's (NY)		0 3	
															137 N	ETSU		1 3	
															218 A	Bryant		1 3	
															218 H	Bryant		3 0	
															219 A	Robert Morris		3 1	
															219 H	Robert Morris		0 3	
															221 A	Radford		1 3	
															222 N	CSUN		3 1	
															243 A	Sacred Heart		3 1	
															243 H	Sacred Heart		3 1	
															301 A	Central Conn. St.		3 0	
															301 H	Central Conn. St.		3 0	
															313 A	St. Francis Brooklyn		3 0	
															313 H	St. Francis Brooklyn		3 0	
															314 A	Fairleigh Dickinson		3 0	
															314 H	Fairleigh Dickinson		3 2	
															315 A	Saint Francis (PA)		3 0	
															315 H	Saint Francis (PA)		3 0	
LAST 10 GAMES																			
314 H Fairleigh Dickinson					3 2					218 H Bryant					3 0				
243 H Sacred Heart					3 1					301 H Central Conn. St.					3 0				
313 A St. Francis Brooklyn					3 0					314 A Fairleigh Dickinson					3 0				
315 A Saint Francis (PA)					3 0					243 A Sacred Heart					3 1				
219 A Robert Morris					3 1					313 H St. Francis Brooklyn					3 0				

Non-Div. I Games:

LIU Brooklyn

Average RPI Win:	209	WON-LOST RECORD	WINNING PCT. RANK	LAST 10 GAMES	STRENGTH OF SCHEDULE	OPP. STRENGTH OF SCHEDULE	TEAM RPI	ADJ RPI	CONF. RPI	ADJ CONF. RPI		
DIV. I ONLY		14- 15	.48276	178	3- 7	203	141	185	.4865	187	20	20
DIV. I NON-CONF.		8- 5	.61538	125	0- 0	121	95	100	.54818	101	14	14

TOTALS	RPI 1-25	RPI 26-50		W-L RECORDS		RPI 51-100		RPI 101-150		RPI 150+		
14- 15	0- 0	0- 1		OVERALL		1- 5		2- 4		11- 5		
3- 5	0- 0	0- 0		HOME		0- 1		0- 1		3- 3		
5- 8	0- 0	0- 1		AWAY		1- 2		1- 3		3- 2		
6- 2	0- 0	0- 0		NEUTRAL		0- 2		1- 0		5- 0		
8- 5	0- 0	0- 1		NON-CONFERENCE		1- 3		2- 1		5- 0		
0- 0	0- 0	0- 0		HOME		0- 0		0- 0		0- 0		
2- 3	0- 0	0- 1		AWAY		1- 1		1- 1		0- 0		
6- 2	0- 0	0- 0		NEUTRAL		0- 2		1- 0		5- 0		
6- 10	0- 0	0- 0		CONFERENCE		0- 2		0- 3		6- 5		
3- 5	0- 0	0- 0		HOME		0- 1		0- 1		3- 3		
3- 5	0- 0	0- 0		AWAY		0- 1		0- 2		3- 2		
0- 0	0- 0	0- 0		NEUTRAL		0- 0		0- 0		0- 0		
RPI	S	Opponent	Score	RPI	S	Opponent	Score	RPI	S	Opponent	Score	
				29	A	Dayton	0 3	57	H	Ohio	0 3	
								64	N	Illinois St.	1 3	
								70	A	Xavier	1 3	
								86	A	Cincinnati	3 0	
								95	N	Murray St.	2 3	
								98	A	Kent St.	1 3	

Non-Div. I Games:

Eastern Mich.

Average RPI Win: 240		WON-LOST	WINNING	LAST 10	STRENGTH OF		OPP. STRENGTH	TEAM	ADJ		CONF.	ADJ CONF.	
Average RPI Loss: 115		RECORD	PCT. RANK	GAMES	SCHEDULE		OF SCHEDULE	RPI	RPI	RPI	RPI		
DIV. I ONLY		14- 13	.51852	159	6- 4		250	167	188	.48597	188	23	23
DIV. I NON-CONF.		5- 8	.38462	228	1- 0		197	117	213	.46593	213	21	21
TOTALS		RPI 1-25	RPI 26-50		W-L RECORDS		RPI 51-100		RPI 101-150		RPI 150+		
14- 13	0- 1	0- 0		OVERALL		0- 6		2- 3		12- 3			
6- 2	0- 1	0- 0		HOME		0- 1		2- 0		4- 0			
4- 9	0- 0	0- 0		AWAY		0- 4		0- 3		4- 2			
4- 2	0- 0	0- 0		NEUTRAL		0- 1		0- 0		4- 1			
5- 8	0- 1	0- 0		NON-CONFERENCE		0- 4		0- 1		5- 2			
0- 1	0- 1	0- 0		HOME		0- 0		0- 0		0- 0			
1- 5	0- 0	0- 0		AWAY		0- 3		0- 1		1- 1			
4- 2	0- 0	0- 0		NEUTRAL		0- 1		0- 0		4- 1			
9- 5	0- 0	0- 0		CONFERENCE		0- 2		2- 2		7- 1			
6- 1	0- 0	0- 0		HOME		0- 1		2- 0		4- 0			
3- 4	0- 0	0- 0		AWAY		0- 1		0- 2		3- 1			
0- 0	0- 0	0- 0		NEUTRAL		0- 0		0- 0		0- 0			
RPI S	Opponent	Score		RPI S	Opponent	Score		RPI S	Opponent	Score			
17 H	BYU	0 3						56 A	Idaho St.	0 3			
								67 A	Pepperdine	0 3			
								69 A	New Mexico St.	1 3			
								69 H	New Mexico St.	0 3			
								74 N	Towson	2 3			
								97 A	Washington St.	1 3			
								117 A	North Dakota St.	0 3			
								139 A	CSU Bakersfield	2 3			
								139 H	CSU Bakersfield	3 1			
								149 A	Seattle	0 3			
								149 H	Seattle	3 0			
								169 N	Milwaukee	3 0			
								182 A	UMKC	2 3			
								182 H	UMKC	3 1			
								191 N	Ball St.	3 0			
								215 N	UC Santa Barbara	0 3			
								249 A	Utah St.	2 3			
								262 A	UTRGV	3 1			
								262 H	UTRGV	3 1			
								272 A	Weber St.	3 0			
								276 N	Incarnate Word	3 1			
								278 N	Morehead St.	3 0			
								282 A	Grand Canyon	3 1			
								282 H	Grand Canyon	3 1			
								311 A	Chicago St.	3 0			
								311 H	Chicago St.	3 0			
LAST 10 GAMES													
				69 H	New Mexico St.	0 3		272 A	Weber St.	3 0			
				262 H	UTRGV	3 1		311 H	Chicago St.	3 0			
				149 A	Seattle	0 3		182 H	UMKC	3 1			
				139 A	CSU Bakersfield	2 3		262 A	UTRGV	3 1			
				282 A	Grand Canyon	3 1		69 A	New Mexico St.	1 3			

Non-Div. I Games:

Utah Valley

Average RPI Win: 259		WON-LOST RECORD		WINNING PCT. RANK		LAST 10 GAMES		STRENGTH OF SCHEDULE		OPP. STRENGTH OF SCHEDULE		TEAM RPI		ADJ RPI		CONF. RPI		ADJ CONF. RPI									
DIV. I ONLY		16- 14		.53333 154		7- 3		249		229		190		.48536 189		27		27									
DIV. I NON-CONF.		5- 9		.35714 242		0- 0		157		125		211		.46858 209		25		25									
TOTALS		RPI 1-25		RPI 26-50		W-L RECORDS		RPI 51-100		RPI 101-150		RPI 150+															
16- 14		0- 1		0- 2		OVERALL		1- 3		0- 1		15- 7															
7- 2		0- 0		0- 0		HOME		1- 0		0- 1		6- 1															
5- 7		0- 0		0- 1		AWAY		0- 2		0- 0		5- 4															
4- 5		0- 1		0- 1		NEUTRAL		0- 1		0- 0		4- 2															
5- 9		0- 1		0- 2		NON-CONFERENCE		0- 2		0- 1		5- 3															
0- 1		0- 0		0- 0		HOME		0- 0		0- 1		0- 0															
1- 3		0- 0		0- 1		AWAY		0- 1		0- 0		1- 1															
4- 5		0- 1		0- 1		NEUTRAL		0- 1		0- 0		4- 2															
11- 5		0- 0		0- 0		CONFERENCE		1- 1		0- 0		10- 4															
7- 1		0- 0		0- 0		HOME		1- 0		0- 0		6- 1															
4- 4		0- 0		0- 0		AWAY		0- 1		0- 0		4- 3															
0- 0		0- 0		0- 0		NEUTRAL		0- 0		0- 0		0- 0															
RPI S	Opponent		Score		RPI S	Opponent		Score		RPI S	Opponent		Score		RPI S	Opponent		Score									
10 N	Ohio St.		0 3		29 A	Dayton		1 3		75 N	Cleveland St.		2 3		140 H	Indiana St.		1 3									
					47 N	Baylor		1 3		92 A	Oakland		2 3		159 N	Dartmouth		1 3									
										95 A	Murray St.		0 3		165 N	Western Mich.		2 3									
										95 H	Murray St.		3 2		192 A	Belmont		1 3									
															197 A	DePaul		1 3									
															231 N	Ill.-Chicago		3 1									
															239 A	Eastern Ky.		3 1									
															244 H	Tennessee St.		1 3									
															253 N	Central Mich.		3 2									
															265 A	Southeast Mo. St.		2 3									
															265 H	Southeast Mo. St.		3 2									
															267 N	Evansville		3 0									
															268 A	UT Martin		3 2									
															268 H	UT Martin		3 1									
															273 A	Austin Peay		3 1									
															273 H	Austin Peay		3 1									
															277 A	IPFW		3 0									
															278 A	Morehead St.		2 3									
															280 H	Tennessee Tech		3 0									
															284 N	Toledo		3 2									
															287 A	SIUE		3 1									
															287 H	SIUE		3 2									
															294 H	Jacksonville St.		3 0									
LAST 10 GAMES				244 H Tennessee St.				1 3				265 A Southeast Mo. St.				2 3				273 H Austin Peay				3 1			
				287 H SIUE				3 2				95 H Murray St.				3 2				265 H Southeast Mo. St.				3 2			
				278 A Morehead St.				2 3				273 H Austin Peay				3 1				268 H UT Martin				3 1			
				239 A Eastern Ky.				3 1				265 H Southeast Mo. St.				3 2											
				268 A UT Martin				3 2				268 H UT Martin				3 1											

Non-Div. I Games:

Eastern Ill.

Average RPI Win:	244	WON-LOST	WINNING	LAST 10	STRENGTH OF	OPP. STRENGTH	TEAM	ADJ	CONF.	ADJ CONF.	
Average RPI Loss:	115	RECORD	PCT. RANK	GAMES	SCHEDULE	OF SCHEDULE	RPI	RPI	RPI	RPI	
DIV. I ONLY	15- 14	.51724	163	3- 7	238	199	191	.48534	190	18	18
DIV. I NON-CONF.	9- 4	.69231	85	0- 0	283	230	176	.49685	176	15	15
<hr/>											
TOTALS	RPI 1-25	RPI 26-50		W-L RECORDS	RPI 51-100		RPI 101-150		RPI 150+		
15- 14	0- 0	0- 2		OVERALL	1- 5		2- 3		12- 4		
2- 6	0- 0	0- 1		HOME	0- 2		1- 1		1- 2		
6- 5	0- 0	0- 1		AWAY	0- 1		1- 0		5- 2		
7- 3	0- 0	0- 0		NEUTRAL	1- 1		0- 2		6- 0		
<hr/>											
9- 4	0- 0	0- 0		NON-CONFERENCE	1- 1		1- 2		7- 1		
0- 0	0- 0	0- 0		HOME	0- 0		0- 0		0- 0		
2- 1	0- 0	0- 0		AWAY	0- 0		1- 0		1- 1		
7- 3	0- 0	0- 0		NEUTRAL	1- 1		0- 2		6- 0		
<hr/>											
6- 10	0- 0	0- 2		CONFERENCE	0- 4		1- 1		5- 3		
2- 6	0- 0	0- 1		HOME	0- 2		1- 1		1- 2		
4- 4	0- 0	0- 1		AWAY	0- 2		0- 0		4- 1		
0- 0	0- 0	0- 0		NEUTRAL	0- 0		0- 0		0- 0		
<hr/>											
RPI S	Opponent	Score	RPI S	Opponent	Score	RPI S	Opponent	Score	RPI S	Opponent	Score
			41 A	Northern Ariz.	1 3	56 A	Idaho St.	0 3	114 N	San Francisco	1 3
			41 H	Northern Ariz.	0 3	56 H	Idaho St.	0 3	129 A	Mississippi St.	3 0
						72 A	Sacramento St.	2 3	131 H	North Dakota	2 3
						72 H	Sacramento St.	0 3	144 H	Northern Colo.	3 1
						81 N	Gonzaga	0 3	147 N	UC Davis	0 3
						94 N	Portland	3 0	180 A	Idaho	1 3
									185 H	Eastern Wash.	1 3
									210 A	Fresno St.	0 3
									217 A	Portland St.	3 0
									217 H	Portland St.	1 3
									233 N	Middle Tenn.	3 0
									249 A	Utah St.	3 1
									251 N	La.-Monroe	3 0
									258 A	Montana	3 0
									272 A	Weber St.	3 0
									272 H	Weber St.	3 1
									285 N	Niagara	3 0
									304 A	Montana St.	3 0
									306 N	Charleston So.	3 0
									316 N	Jackson St.	3 0
									327 N	Ark.-Pine Bluff	3 0
<hr/>											
			LAST 10 GAMES								
			72 H	Sacramento St.	0 3	272 A	Weber St.	3 0			
			217 H	Portland St.	1 3	131 H	North Dakota	2 3			
			41 A	Northern Ariz.	1 3	144 H	Northern Colo.	3 1			
			180 A	Idaho	1 3	272 H	Weber St.	3 1			
			56 A	Idaho St.	0 3	56 H	Idaho St.	0 3			

Non-Div. I Games:

Southern Utah

Average RPI Win: 207		WON-LOST	WINNING	LAST 10	STRENGTH OF		OPP. STRENGTH	TEAM	ADJ		CONF.	ADJ CONF.			
Average RPI Loss: 136		RECORD	PCT. RANK	GAMES	SCHEDULE		OF SCHEDULE	RPI	RPI		RPI	RPI			
DIV. I ONLY		14- 16	.46667	187	5- 5		193	155	192	.48521	191	20	20		
DIV. I NON-CONF.		6- 8	.42857	192	0- 0		120	124	168	.4999	168	14	14		
<hr/>															
TOTALS		RPI 1-25		RPI 26-50		W-L RECORDS		RPI 51-100		RPI 101-150		RPI 150+			
14- 16		0- 0		0- 1		OVERALL		1- 5		4- 2		9- 8			
10- 2		0- 0		0- 0		HOME		0- 0		4- 0		6- 2			
2- 10		0- 0		0- 1		AWAY		0- 4		0- 2		2- 3			
2- 4		0- 0		0- 0		NEUTRAL		1- 1		0- 0		1- 3			
6- 8		0- 0		0- 1		NON-CONFERENCE		1- 3		2- 1		3- 3			
4- 0		0- 0		0- 0		HOME		0- 0		2- 0		2- 0			
0- 4		0- 0		0- 1		AWAY		0- 2		0- 1		0- 0			
2- 4		0- 0		0- 0		NEUTRAL		1- 1		0- 0		1- 3			
8- 8		0- 0		0- 0		CONFERENCE		0- 2		2- 1		6- 5			
6- 2		0- 0		0- 0		HOME		0- 0		2- 0		4- 2			
2- 6		0- 0		0- 0		AWAY		0- 2		0- 1		2- 3			
0- 0		0- 0		0- 0		NEUTRAL		0- 0		0- 0		0- 0			
RPI S	Opponent	Score		RPI S	Opponent	Score		RPI S	Opponent	Score		RPI S	Opponent	Score	
				33 A	Purdue	0	3	57 A	Ohio	2	3	102 A	Northern Ill.	0	3
								58 A	Lipscomb	1	3	102 H	Northern Ill.	3	0
								67 N	Pepperdine	0	3	108 H	New Mexico	3	2
								85 N	Fla. Atlantic	3	0	112 A	IUPUI	0	3
								97 A	Washington St.	0	3	122 H	Miami (OH)	3	0
								98 A	Kent St.	2	3	138 H	Albany (NY)	3	1
												165 A	Western Mich.	2	3
												165 H	Western Mich.	1	3
												187 A	Eastern Mich.	1	3
												187 H	Eastern Mich.	1	3
												188 N	Utah Valley	0	3
												192 H	Belmont	3	2
												194 N	South Dakota	2	3
												205 N	Notre Dame	0	3
												223 H	Buffalo	3	0
												253 A	Central Mich.	1	3
												253 H	Central Mich.	3	2
												255 H	Bowling Green	3	0
												277 H	IPFW	3	2
												278 N	Morehead St.	3	1
												284 A	Toledo	3	2
												284 H	Toledo	3	0
												296 A	Akron	3	2
LAST 10 GAMES															
				253 H	Central Mich.	3	2	284 H	Toledo	3	0	296 A	Akron	3	2
				187 H	Eastern Mich.	1	3	255 H	Bowling Green	3	0				
				102 A	Northern Ill.	0	3	122 H	Miami (OH)	3	0				
				165 A	Western Mich.	2	3	98 A	Kent St.	2	3				
				223 H	Buffalo	3	0	57 A	Ohio	2	3				

Non-Div. I Games:

Ball St.

Average RPI Win: 246		WON-LOST RECORD		WINNING PCT. RANK		LAST 10 GAMES		STRENGTH OF SCHEDULE		OPP. STRENGTH OF SCHEDULE		TEAM RPI		ADJ RPI		CONF. RPI		ADJ CONF. RPI	
DIV. I ONLY		14- 14		.5 164		6- 4		199		235		189		.48445 192		27		27	
DIV. I NON-CONF.		3- 9		.25 270		0- 1		62		97		192		.48171 190		25		25	
TOTALS		RPI 1-25		RPI 26-50		W-L RECORDS		RPI 51-100		RPI 101-150		RPI 150+							
14- 14		0- 1		0- 0		OVERALL		0- 4		1- 3		13- 6							
9- 4		0- 1		0- 0		HOME		0- 1		1- 0		8- 2							
4- 7		0- 0		0- 0		AWAY		0- 3		0- 0		4- 4							
1- 3		0- 0		0- 0		NEUTRAL		0- 0		0- 3		1- 0							
3- 9		0- 1		0- 0		NON-CONFERENCE		0- 3		1- 3		2- 2							
2- 3		0- 1		0- 0		HOME		0- 1		1- 0		1- 1							
0- 3		0- 0		0- 0		AWAY		0- 2		0- 0		0- 1							
1- 3		0- 0		0- 0		NEUTRAL		0- 0		0- 3		1- 0							
11- 5		0- 0		0- 0		CONFERENCE		0- 1		0- 0		11- 4							
7- 1		0- 0		0- 0		HOME		0- 0		0- 0		7- 1							
4- 4		0- 0		0- 0		AWAY		0- 1		0- 0		4- 3							
0- 0		0- 0		0- 0		NEUTRAL		0- 0		0- 0		0- 0							
RPI S	Opponent		Score		RPI S	Opponent		Score		RPI S	Opponent		Score		RPI S	Opponent		Score	
19 H	Western Ky.		0 3							58 A	Lipscomb		2 3		108 N	New Mexico		0 3	
										58 H	Lipscomb		2 3		123 N	Southern Miss.		1 3	
										78 A	Ole Miss		0 3		129 H	Memphis		3 2	
										95 A	Murray St.		0 3		138 N	Albany (NY)		2 3	
															160 H	South Ala.		1 3	
															189 H	Eastern Ill.		3 1	
															191 A	Ball St.		2 3	
															195 H	UTEP		3 1	
															223 N	Buffalo		3 0	
															239 A	Eastern Ky.		3 0	
															239 H	Eastern Ky.		3 0	
															244 A	Tennessee St.		0 3	
															244 H	Tennessee St.		2 3	
															265 H	Southeast Mo. St.		3 0	
															268 H	UT Martin		3 1	
															273 A	Austin Peay		3 0	
															278 A	Morehead St.		3 2	
															278 H	Morehead St.		3 0	
															280 A	Tennessee Tech		2 3	
															280 H	Tennessee Tech		3 1	
															287 A	SIUE		1 3	
															294 A	Jacksonville St.		3 0	
															294 H	Jacksonville St.		3 0	
				LAST 10 GAMES															
	287 A SIUE		1 3			278 H Morehead St.		3 0			294 A Jacksonville St.		3 0						
	244 A Tennessee St.		0 3			265 H Southeast Mo. St.		3 0			294 H Jacksonville St.		3 0						
	280 A Tennessee Tech		2 3			268 H UT Martin		3 1											
	294 A Jacksonville St.		3 0			58 A Lipscomb		2 3											
	239 H Eastern Ky.		3 0			273 A Austin Peay		3 0											

Non-Div. I Games:

Belmont

Average RPI Win:		193	WON-LOST		WINNING		LAST 10		STRENGTH OF		OPP. STRENGTH		TEAM		ADJ		CONF.		ADJ CONF.				
Average RPI Loss:		66	RECORD		PCT. RANK		GAMES		SCHEDULE		OF SCHEDULE		RPI		RPI		RPI		RPI				
DIV. I ONLY			4- 24		.14286 321		1- 9		16		44		193		.48344 193		1		1				
DIV. I NON-CONF.			3- 9		.25 270		0- 0		33		208		182		.49046 183		1		1				
TOTALS		RPI 1-25		RPI 26-50		W-L RECORDS		RPI 51-100		RPI 101-150		RPI 150+											
4- 24		0- 7		0- 4		OVERALL		0- 7		1- 3		3- 3											
2- 9		0- 5		0- 1		HOME		0- 1		1- 1		1- 1											
1- 10		0- 2		0- 3		AWAY		0- 3		0- 1		1- 1											
1- 5		0- 0		0- 0		NEUTRAL		0- 3		0- 1		1- 1											
3- 9		0- 0		0- 1		NON-CONFERENCE		0- 3		0- 2		3- 3											
1- 2		0- 0		0- 0		HOME		0- 0		0- 1		1- 1											
1- 2		0- 0		0- 1		AWAY		0- 0		0- 0		1- 1											
1- 5		0- 0		0- 0		NEUTRAL		0- 3		0- 1		1- 1											
1- 15		0- 7		0- 3		CONFERENCE		0- 4		1- 1		0- 0											
1- 7		0- 5		0- 1		HOME		0- 1		1- 0		0- 0											
0- 8		0- 2		0- 2		AWAY		0- 3		0- 1		0- 0											
0- 0		0- 0		0- 0		NEUTRAL		0- 0		0- 0		0- 0											
RPI	S	Opponent		Score		RPI	S	Opponent		Score		RPI	S	Opponent		Score							
1	H	Minnesota		0	3	33	A	Purdue		0	3	54	N	Long Beach St.		1	3	104	A	Maryland		1	3
7	H	Wisconsin		0	3	36	A	Santa Clara		0	3	55	A	Michigan St.		0	3	104	H	Maryland		3	2
8	H	Penn St.		0	3	37	A	Michigan		1	3	62	A	Iowa		0	3	138	N	Albany (NY)		1	3
9	A	Nebraska		0	3	39	H	Northwestern		0	3	64	N	Illinois St.		2	3	142	H	Princeton		0	3
10	H	Ohio St.		0	3							72	N	Sacramento St.		0	3	153	A	Harvard		0	3
22	A	Illinois		0	3							91	A	Indiana		1	3	156	N	Yale		1	3
22	H	Illinois		0	3							91	H	Indiana		0	3	179	H	Duquesne		1	3
																		201	A	Colgate		3	0
																		228	N	UC Riverside		3	0
																		238	H	Howard		3	1

Average RPI Win:	223	WON-LOST	WINNING	LAST 10	STRENGTH OF	OPP. STRENGTH	TEAM	ADJ	CONF.	ADJ CONF.	
Average RPI Loss:	128	RECORD	PCT. RANK	GAMES	SCHEDULE	OF SCHEDULE	RPI	RPI	RPI	RPI	
DIV. I ONLY	14- 15	.48276	178	7- 3	220	170	194	.4802	194	21	21
DIV. I NON-CONF.	6- 7	.46154	185	0- 0	169	106	179	.49345	179	20	20
<hr/>											
TOTALS	RPI 1-25	RPI 26-50		W-L RECORDS	RPI 51-100		RPI 101-150		RPI 150+		
14- 15	0- 1	0- 3		OVERALL	0- 2		2- 3		12- 6		
5- 3	0- 0	0- 0		HOME	0- 1		2- 0		3- 2		
3- 9	0- 0	0- 3		AWAY	0- 1		0- 3		3- 2		
6- 3	0- 1	0- 0		NEUTRAL	0- 0		0- 0		6- 2		
<hr/>											
6- 7	0- 1	0- 3		NON-CONFERENCE	0- 0		0- 1		6- 2		
0- 0	0- 0	0- 0		HOME	0- 0		0- 0		0- 0		
0- 4	0- 0	0- 3		AWAY	0- 0		0- 1		0- 0		
6- 3	0- 1	0- 0		NEUTRAL	0- 0		0- 0		6- 2		
<hr/>											
8- 8	0- 0	0- 0		CONFERENCE	0- 2		2- 2		6- 4		
5- 3	0- 0	0- 0		HOME	0- 1		2- 0		3- 2		
3- 5	0- 0	0- 0		AWAY	0- 1		0- 2		3- 2		
0- 0	0- 0	0- 0		NEUTRAL	0- 0		0- 0		0- 0		
<hr/>											
RPI S	Opponent	Score	RPI S	Opponent	Score	RPI S	Opponent	Score	RPI S	Opponent	Score
10 N	Ohio St.	0 3	33 A	Purdue	0 3	87 A	Denver	1 3	112 A	IUPUI	2 3
			49 A	Wyoming	0 3	87 H	Denver	0 3	112 H	IUPUI	3 1
			50 A	Arizona	0 3				117 A	North Dakota St.	1 3
									117 H	North Dakota St.	3 0
									131 A	North Dakota	0 3
									152 N	Butler	0 3
									155 N	Green Bay	1 3
									173 A	Oral Roberts	3 1
									173 H	Oral Roberts	3 2
									178 A	Omaha	1 3
									178 H	Omaha	1 3
									191 N	Ball St.	3 2
									204 N	Drake	3 1
									205 N	Notre Dame	3 2
									222 N	CSUN	3 0
									274 A	South Dakota St.	0 3
									274 H	South Dakota St.	3 1
									277 A	IPFW	3 2
									277 H	IPFW	3 0
									294 N	Jacksonville St.	3 0
									295 N	Florida A&M	3 0
									312 A	Western Ill.	3 0
									312 H	Western Ill.	2 3
			LAST 10 GAMES								
			277 A	IPFW	3 2	117 H	North Dakota St.	3 0			
			112 A	IUPUI	2 3	178 H	Omaha	1 3			
			274 H	South Dakota St.	3 1	173 A	Oral Roberts	3 1			
			312 A	Western Ill.	3 0	277 H	IPFW	3 0			
			87 H	Denver	0 3	112 H	IUPUI	3 1			

Non-Div. I Games:

South Dakota

UTEP				Through Games Of Though Nov. 15, 2015															
Average RPI Win: 242		WON-LOST RECORD		WINNING PCT. RANK		LAST 10 GAMES		STRENGTH OF SCHEDULE		OPP. STRENGTH OF SCHEDULE		TEAM RPI		ADJ RPI		CONF. RPI		ADJ CONF. RPI	
DIV. I ONLY		9- 22		.29032 274		2- 8		71		134		198		.47937 195		11		11	
DIV. I NON-CONF.		6- 9		.4 216		0- 1		113		175		181		.49125 182		12		12	
TOTALS		RPI 1-25		RPI 26-50		W-L RECORDS		RPI 51-100		RPI 101-150		RPI 150+							
9- 22		0- 3		0- 1		OVERALL		0- 10		0- 2		9- 6							
5- 8		0- 1		0- 0		HOME		0- 5		0- 0		5- 2							
1- 12		0- 1		0- 1		AWAY		0- 4		0- 1		1- 3							
3- 2		0- 0		0- 0		NEUTRAL		0- 0		0- 1		3- 1							
6- 9		0- 1		0- 1		NON-CONFERENCE		0- 3		0- 1		6- 3							
2- 3		0- 0		0- 0		HOME		0- 2		0- 0		2- 1							
1- 4		0- 1		0- 1		AWAY		0- 1		0- 0		1- 1							
3- 2		0- 0		0- 0		NEUTRAL		0- 0		0- 1		3- 1							
3- 13		0- 2		0- 0		CONFERENCE		0- 7		0- 1		3- 3							
3- 5		0- 1		0- 0		HOME		0- 3		0- 0		3- 1							
0- 8		0- 1		0- 0		AWAY		0- 4		0- 1		0- 2							
0- 0		0- 0		0- 0		NEUTRAL		0- 0		0- 0		0- 0							
RPI S	Opponent		Score		RPI S	Opponent		Score		RPI S	Opponent		Score		RPI S	Opponent		Score	
19 A	Western Ky.		0 3		38 A	TCU		0 3		61 H	Oklahoma		0 3		123 A	Southern Miss.		2 3	
19 H	Western Ky.		0 3							65 A	Rice		2 3		129 N	Memphis		1 3	
25 A	SMU		1 3							65 H	Rice		0 3		151 A	FIU		0 3	
										69 A	New Mexico St.		0 3		157 H	Marshall		2 3	
										73 A	UTSA		0 3		158 H	Texas Tech		0 3	
										73 H	UTSA		0 3		160 N	South Ala.		3 2	
										85 A	Fla. Atlantic		0 3		192 A	Belmont		1 3	
										87 H	Denver		2 3		197 N	DePaul		2 3	
										89 A	North Texas		1 3		209 A	Charlotte		1 3	
										89 H	North Texas		0 3		219 H	Robert Morris		3 1	
															230 N	Abilene Christian		3 1	
															233 H	Middle Tenn.		3 1	
															252 H	Louisiana Tech		3 0	
															254 H	Brown		3 2	
															265 N	Southeast Mo. St.		3 2	
															271 A	Bradley		3 0	
															291 H	UAB		3 1	
				LAST 10 GAMES															
19 A	Western Ky.		0 3		89 A	North Texas		1 3		73 A	UTSA		0 3		123 A	Southern Miss.		2 3	
65 A	Rice		2 3							69 A	New Mexico St.		0 3		65 H	Rice		0 3	
252 H	Louisiana Tech		3 0																
291 H	UAB		3 1																
19 H	Western Ky.		0 3																

Non-Div. I Games:

UTEP

Average RPI Win:	219	WON-LOST RECORD	WINNING PCT. RANK	LAST 10 GAMES	STRENGTH OF SCHEDULE	OPP. STRENGTH OF SCHEDULE	TEAM RPI	ADJ RPI	CONF. RPI	ADJ CONF. RPI	
DIV. I ONLY	13- 15	.46429	190	6- 4	204	200	199	.47911	196	16	16
DIV. I NON-CONF.	5- 7	.41667	204	0- 0	287	198	261	.42907	260	19	19
<hr/>											
TOTALS	RPI 1-25	RPI 26-50		W-L RECORDS		RPI 51-100		RPI 101-150		RPI 150+	
13- 15	0- 0	0- 1		OVERALL		1- 5		1- 2		11- 7	
4- 4	0- 0	0- 0		HOME		1- 1		0- 1		3- 2	
6- 8	0- 0	0- 0		AWAY		0- 4		1- 1		5- 3	
3- 3	0- 0	0- 1		NEUTRAL		0- 0		0- 0		3- 2	
<hr/>											
5- 7	0- 0	0- 1		NON-CONFERENCE		0- 2		0- 1		5- 3	
0- 0	0- 0	0- 0		HOME		0- 0		0- 0		0- 0	
2- 4	0- 0	0- 0		AWAY		0- 2		0- 1		2- 1	
3- 3	0- 0	0- 1		NEUTRAL		0- 0		0- 0		3- 2	
<hr/>											
8- 8	0- 0	0- 0		CONFERENCE		1- 3		1- 1		6- 4	
4- 4	0- 0	0- 0		HOME		1- 1		0- 1		3- 2	
4- 4	0- 0	0- 0		AWAY		0- 2		1- 0		3- 2	
0- 0	0- 0	0- 0		NEUTRAL		0- 0		0- 0		0- 0	
<hr/>											
RPI	S	Opponent	Score	RPI	S	Opponent	Score	RPI	S	Opponent	Score
				46	N	Arkansas	1 3	70	A	Xavier	0 3
								75	A	Cleveland St.	0 3
								75	H	Cleveland St.	3 2
								86	A	Cincinnati	0 3
								92	A	Oakland	2 3
								92	H	Oakland	0 3

Non-Div. I Games:

Northern Ky.

DePaul

DePaul					Through Games Of Though Nov. 15, 2015							
Average RPI Win: 245 Average RPI Loss: 101		WON-LOST RECORD	WINNING PCT. RANK	LAST 10 GAMES	STRENGTH OF SCHEDULE	OPP. STRENGTH OF SCHEDULE	TEAM RPI	ADJ RPI	CONF. RPI	ADJ CONF. RPI		
DIV. I ONLY		16- 13	.55172 138	4- 6	285	127	195	.47904 197	8	8		
DIV. I NON-CONF.		12- 1	.92308 10	1- 0	330	249	158	.50295 162	7	7		
TOTALS		RPI 1-25	RPI 26-50		W-L RECORDS		RPI 51-100		RPI 101-150		RPI 150+	
16- 13	0- 2	0- 4		OVERALL		1- 0		0- 4		15- 3		
7- 6	0- 1	0- 2		HOME		1- 0		0- 2		6- 1		
4- 6	0- 1	0- 2		AWAY		0- 0		0- 2		4- 1		
5- 1	0- 0	0- 0		NEUTRAL		0- 0		0- 0		5- 1		
12- 1	0- 0	0- 0		NON-CONFERENCE		0- 0		0- 0		12- 1		
4- 0	0- 0	0- 0		HOME		0- 0		0- 0		4- 0		
3- 0	0- 0	0- 0		AWAY		0- 0		0- 0		3- 0		
5- 1	0- 0	0- 0		NEUTRAL		0- 0		0- 0		5- 1		
4- 12	0- 2	0- 4		CONFERENCE		1- 0		0- 4		3- 2		
3- 6	0- 1	0- 2		HOME		1- 0		0- 2		2- 1		
1- 6	0- 1	0- 2		AWAY		0- 0		0- 2		1- 1		
0- 0	0- 0	0- 0		NEUTRAL		0- 0		0- 0		0- 0		
RPI S Opponent	Score		RPI S Opponent	Score		RPI S Opponent	Score		RPI S Opponent	Score		
20 A Creighton	2	3	34 A Marquette	0	3	70 H Xavier	3	1	120 A St. John's (NY)	2	3	
20 H Creighton	1	3	34 H Marquette	0	3				120 H St. John's (NY)	2	3	
			44 A Villanova	0	3				146 A Seton Hall	0	3	
			44 H Villanova	2	3				146 H Seton Hall	1	3	
									152 H Butler	2	3	
									189 H Eastern Ill.	3	1	
									195 N UTEP	3	2	
									204 N Drake	1	3	
									221 N Radford	3	2	
									226 A Georgetown	2	3	
									226 H Georgetown	3	0	
									231 H Ill.-Chicago	3	0	
									250 A Providence	3	1	
									250 H Providence	3	0	
									265 N Southeast Mo. St.	3	2	
									266 A Georgia St.	3	1	
									267 H Evansville	3	1	
									271 A Bradley	3	0	
									284 H Toledo	3	0	
									287 N SIUE	3	0	
									312 A Western Ill.	3	1	
									332 N Grambling	3	0	
			LAST 10 GAMES									
			120 A St. John's (NY)	2	3	34 H Marquette	0	3				
			250 A Providence	3	1	146 H Seton Hall	1	3				
			20 H Creighton	1	3	44 H Villanova	2	3				
			226 H Georgetown	3	0	250 H Providence	3	0				
			231 H Ill.-Chicago	3	0	120 H St. John's (NY)	2	3				

DePaul

Non-Div. I Games:

DePaul

Average RPI Win:		266	WON-LOST RECORD		WINNING PCT. RANK	LAST 10 GAMES	STRENGTH OF SCHEDULE		OPP. STRENGTH OF SCHEDULE	TEAM RPI	ADJ RPI	CONF. RPI	ADJ CONF. RPI					
Average RPI Loss:		124																
DIV. I ONLY			13- 17		.43333	204	3- 7		166	213	200	.47888	198	24	24			
DIV. I NON-CONF.			6- 8		.42857	192	0- 0		129	152	178	.4942	178	24	24			
TOTALS		RPI 1-25		RPI 26-50		W-L RECORDS		RPI 51-100		RPI 101-150		RPI 150+						
13- 17		0- 1		0- 1		OVERALL		0- 6		0- 3		13- 6						
7- 6		0- 0		0- 0		HOME		0- 2		0- 2		7- 2						
3- 8		0- 0		0- 1		AWAY		0- 3		0- 0		3- 4						
3- 3		0- 1		0- 0		NEUTRAL		0- 1		0- 1		3- 0						
6- 8		0- 1		0- 1		NON-CONFERENCE		0- 4		0- 2		6- 0						
3- 2		0- 0		0- 0		HOME		0- 1		0- 1		3- 0						
0- 3		0- 0		0- 1		AWAY		0- 2		0- 0		0- 0						
3- 3		0- 1		0- 0		NEUTRAL		0- 1		0- 1		3- 0						
7- 9		0- 0		0- 0		CONFERENCE		0- 2		0- 1		7- 6						
4- 4		0- 0		0- 0		HOME		0- 1		0- 1		4- 2						
3- 5		0- 0		0- 0		AWAY		0- 1		0- 0		3- 4						
0- 0		0- 0		0- 0		NEUTRAL		0- 0		0- 0		0- 0						
RPI	S	Opponent		Score		RPI	S	Opponent		Score		RPI	S	Opponent		Score		
1	N	Minnesota		0 3		47	A	Baylor		2 3		59	N	Colorado		0 3		
												65	A	Rice		2 3		
												73	H	UTSA		2 3		
												76	A	A&M-Corpus Christi		0 3		
												76	H	A&M-Corpus Christi		2 3		
												96	A	Col. of Charleston		0 3		
															101	N	Cal Poly	0 3
															103	H	Texas St.	0 3
															134	H	Central Ark.	0 3
															164	H	Stephen F. Austin	0 3
															202	A	Houston Baptist	0 3
															202	H	Houston Baptist	3 1
															208	H	McNeese St.	2 3
															218	N	Bryant	3 1
															229	A	Lamar	2 3
															229	H	Lamar	3 1
															230	A	Abilene Christian	2 3
															240	H	Tulane	3 0
															248	A	New Orleans	0 3
															256	A	Southeastern La.	3 0
															275	A	Northwestern St.	3 2
															275	H	Northwestern St.	3 0
															276	A	Incarnate Word	3 0
															279	N	Coppin St.	3 0
															289	H	Nicholls St.	3 0
															290	N	La.-Lafayette	3 0
															304	H	Montana St.	3 1
															322	H	Prairie View	3 0
LAST 10 GAMES																		
						202	H	Houston Baptist		3 1		202	A	Houston Baptist		0 3		
						76	H	A&M-Corpus Christi		2 3		275	H	Northwestern St.		3 0		
						248	A	New Orleans		0 3		164	H	Stephen F. Austin		0 3		
						256	A	Southeastern La.		3 0		134	H	Central Ark.		0 3		
						76	A	A&M-Corpus Christi		0 3		229	A	Lamar		2 3		

Non-Div. I Games:

Sam Houston St.

Average RPI Win:	239	WON-LOST RECORD	WINNING PCT. RANK	LAST 10 GAMES	STRENGTH OF SCHEDULE	OPP. STRENGTH OF SCHEDULE	TEAM RPI	ADJ RPI	CONF. RPI	ADJ CONF. RPI	
DIV. I ONLY	13- 13	.5	164	4- 6	237	227	201	.47876	199	22	22
DIV. I NON-CONF.	6- 6	.5	162	0- 0	224	186	197	.47899	197	23	23
<hr/>											
TOTALS	RPI 1-25	RPI 26-50		W-L RECORDS	RPI 51-100		RPI 101-150		RPI 150+		
13- 13	0- 0	0- 1		OVERALL	0- 2		1- 2		12- 8		
5- 7	0- 0	0- 1		HOME	0- 1		0- 1		5- 4		
5- 4	0- 0	0- 0		AWAY	0- 1		1- 0		4- 3		
3- 2	0- 0	0- 0		NEUTRAL	0- 0		0- 1		3- 1		
<hr/>											
6- 6	0- 0	0- 1		NON-CONFERENCE	0- 2		0- 1		6- 2		
2- 3	0- 0	0- 1		HOME	0- 1		0- 0		2- 1		
1- 1	0- 0	0- 0		AWAY	0- 1		0- 0		1- 0		
3- 2	0- 0	0- 0		NEUTRAL	0- 0		0- 1		3- 1		
<hr/>											
7- 7	0- 0	0- 0		CONFERENCE	0- 0		1- 1		6- 6		
3- 4	0- 0	0- 0		HOME	0- 0		0- 1		3- 3		
4- 3	0- 0	0- 0		AWAY	0- 0		1- 0		3- 3		
0- 0	0- 0	0- 0		NEUTRAL	0- 0		0- 0		0- 0		
<hr/>											
RPI S	Opponent	Score	RPI S	Opponent	Score	RPI S	Opponent	Score	RPI S	Opponent	Score
			44 H	Villanova	0 3	74 H	Towson	1 3	104 N	Maryland	2 3
						90 A	Temple	0 3	142 A	Princeton	3 1
									142 H	Princeton	1 3
									153 A	Harvard	0 3
									153 H	Harvard	0 3
									156 A	Yale	1 3
									156 H	Yale	1 3
									159 A	Dartmouth	3 0
									159 H	Dartmouth	3 0
									175 H	Delaware	1 3
									183 H	Fairfield	3 1
									220 N	Western Caro.	3 2
									225 N	George Mason	2 3
									238 N	Howard	3 0
									254 A	Brown	0 3
									254 H	Brown	3 0
									263 A	Columbia	3 0
									263 H	Columbia	1 3
									286 A	Cornell	3 2
									286 H	Cornell	3 1
									297 N	La Salle	3 0
									299 A	NJIT	3 0
									321 H	Delaware St.	3 0
<hr/>											
			LAST 10 GAMES								
			286 A	Cornell	3 2	153 H	Harvard	0 3	321 H	Delaware St.	3 0
			263 A	Columbia	3 0	142 H	Princeton	1 3			
			156 H	Yale	1 3	254 A	Brown	0 3			
			254 H	Brown	3 0	156 A	Yale	1 3			
			159 H	Dartmouth	3 0	263 H	Columbia	1 3			

Non-Div. I Games:

Penn

Average RPI Win:	286	WON-LOST	WINNING	LAST 10	STRENGTH OF	OPP. STRENGTH	TEAM	ADJ	CONF.	ADJ CONF.	
Average RPI Loss:	174	RECORD	PCT. RANK	GAMES	SCHEDULE	OF SCHEDULE	RPI	RPI	RPI	RPI	
DIV. I ONLY	16- 12	.57143	130	6- 4	259	303	196	.47816	200	30	30
DIV. I NON-CONF.	4- 6	.4	216	1- 0	151	211	203	.47177	207	30	30
<hr/>											
TOTALS	RPI 1-25	RPI 26-50		W-L RECORDS		RPI 51-100		RPI 101-150		RPI 150+	
16- 12	0- 0	0- 1		OVERALL		0- 2		0- 2		16- 7	
8- 1	0- 0	0- 0		HOME		0- 0		0- 0		8- 1	
6- 8	0- 0	0- 1		AWAY		0- 0		0- 2		6- 5	
2- 3	0- 0	0- 0		NEUTRAL		0- 2		0- 0		2- 1	
<hr/>											
4- 6	0- 0	0- 1		NON-CONFERENCE		0- 2		0- 2		4- 1	
0- 0	0- 0	0- 0		HOME		0- 0		0- 0		0- 0	
2- 3	0- 0	0- 1		AWAY		0- 0		0- 2		2- 0	
2- 3	0- 0	0- 0		NEUTRAL		0- 2		0- 0		2- 1	
<hr/>											
12- 6	0- 0	0- 0		CONFERENCE		0- 0		0- 0		12- 6	
8- 1	0- 0	0- 0		HOME		0- 0		0- 0		8- 1	
4- 5	0- 0	0- 0		AWAY		0- 0		0- 0		4- 5	
0- 0	0- 0	0- 0		NEUTRAL		0- 0		0- 0		0- 0	
<hr/>											
RPI S	Opponent	Score	RPI S	Opponent	Score	RPI S	Opponent	Score	RPI S	Opponent	Score
			44 A	Villanova	0 3	63 N	James Madison	0 3	106 A	Hofstra	1 3
						83 N	Coastal Caro.	0 3	110 A	Georgia Tech	0 3
									183 A	Fairfield	1 3
									183 H	Fairfield	1 3
									184 A	Marist	0 3
									184 H	Marist	3 1
									238 N	Howard	3 0
									260 A	Manhattan	2 3
									260 H	Manhattan	3 1
									268 N	UT Martin	3 1
									269 A	Binghamton	3 2
									281 A	Rider	2 3
									281 H	Rider	3 0
									285 A	Niagara	3 2
									285 H	Niagara	3 1
									292 A	Canisius	3 1
									292 H	Canisius	3 2
									293 A	Iona	1 3
									293 H	Iona	3 0
									303 N	Citadel	1 3
									317 A	Hartford	3 0
			LAST 10 GAMES						324 A	Saint Peter's	3 0
			184 A	Marist	0 3	260 A	Manhattan	2 3	324 H	Saint Peter's	3 0
			183 A	Fairfield	1 3	330 A	Quinnipiac	3 0	330 A	Quinnipiac	3 0
			285 H	Niagara	3 1	324 H	Saint Peter's	3 0	330 H	Quinnipiac	3 1
			292 H	Canisius	3 2	281 H	Rider	3 0			
			293 A	Iona	1 3	269 A	Binghamton	3 2			

Non-Div. I Games:

Siena

Average RPI Win: 283		WON-LOST RECORD		WINNING PCT. RANK		LAST 10 GAMES		STRENGTH OF SCHEDULE		OPP. STRENGTH OF SCHEDULE		TEAM RPI		ADJ RPI		CONF. RPI		ADJ CONF. RPI	
DIV. I ONLY		12- 15		.44444 202		7- 3		178		231		202		.47815 201		25		25	
DIV. I NON-CONF.		2- 9		.18182 293		0- 0		143		108		260		.42934 259		26		26	
TOTALS		RPI 1-25		RPI 26-50		W-L RECORDS		RPI 51-100		RPI 101-150		RPI 150+							
12- 15		0- 2		0- 1		OVERALL		0- 3		0- 5		12- 4							
5- 6		0- 0		0- 0		HOME		0- 1		0- 3		5- 2							
5- 6		0- 1		0- 1		AWAY		0- 1		0- 2		5- 1							
2- 3		0- 1		0- 0		NEUTRAL		0- 1		0- 0		2- 1							
2- 9		0- 2		0- 1		NON-CONFERENCE		0- 1		0- 1		2- 4							
0- 3		0- 0		0- 0		HOME		0- 0		0- 1		0- 2							
0- 3		0- 1		0- 1		AWAY		0- 0		0- 0		0- 1							
2- 3		0- 1		0- 0		NEUTRAL		0- 1		0- 0		2- 1							
10- 6		0- 0		0- 0		CONFERENCE		0- 2		0- 4		10- 0							
5- 3		0- 0		0- 0		HOME		0- 1		0- 2		5- 0							
5- 3		0- 0		0- 0		AWAY		0- 1		0- 2		5- 0							
0- 0		0- 0		0- 0		NEUTRAL		0- 0		0- 0		0- 0							
RPI	S	Opponent		Score		RPI	S	Opponent		Score		RPI	S	Opponent		Score			
7	A	Wisconsin		0	3	40	A	Pittsburgh		0	3	125	A	Army West Point		1	3		
19	N	Western Ky.		0	3							80	H	American		2	3		
												96	N	Col. of Charleston		2	3		
														138 H Albany (NY)		0	3		
														150 A Lehigh		0	3		
														150 H Lehigh		1	3		
														156 H Yale		0	3		
														179 A Duquesne		0	3		
														193 H Rutgers		0	3		
														224 N Youngstown St.		1	3		
														234 A Bucknell		3	0		
														234 H Bucknell		3	0		
														250 N Providence		3	2		
														264 A Navy		3	2		
														264 H Navy		3	0		
														300 A Lafayette		3	0		
														300 H Lafayette		3	0		
														307 A Loyola Maryland		3	0		
														307 H Loyola Maryland		3	1		
														309 A Holy Cross		3	0		
														309 H Holy Cross		3	1		
														321 N Delaware St.		3	0		
LAST 10 GAMES				LAST 10 GAMES				LAST 10 GAMES				LAST 10 GAMES							
300 H Lafayette				3	0	125 A Army West Point				1	3								
307 A Loyola Maryland				3	0	309 A Holy Cross				3	0								
80 A American				0	3	300 A Lafayette				3	0								
264 H Navy				3	0	234 H Bucknell				3	0								
150 H Lehigh				1	3	307 H Loyola Maryland				3	1								

Non-Div. I Games:

Colgate

[illegible]

Non-Div. I Games:

Houston Baptist

Average RPI Win: 211		WON-LOST RECORD		WINNING PCT. RANK		LAST 10 GAMES		STRENGTH OF SCHEDULE		OPP. STRENGTH OF SCHEDULE		TEAM RPI		ADJ RPI		CONF. RPI		ADJ CONF. RPI	
DIV. I ONLY		11- 19		.36667 234		3- 7		126		139		204		.47757 203		10		10	
DIV. I NON-CONF.		7- 8		.46667 180		0- 0		170		159		183		.49025 184		10		10	
TOTALS		RPI 1-25		RPI 26-50		W-L RECORDS		RPI 51-100		RPI 101-150		RPI 150+							
11- 19		0- 0		0- 6		OVERALL		0- 3		2- 3		9- 7							
7- 7		0- 0		0- 3		HOME		0- 1		1- 0		6- 3							
2- 9		0- 0		0- 2		AWAY		0- 2		1- 1		1- 4							
2- 3		0- 0		0- 1		NEUTRAL		0- 0		0- 2		2- 0							
7- 8		0- 0		0- 2		NON-CONFERENCE		0- 3		0- 2		7- 1							
4- 3		0- 0		0- 1		HOME		0- 1		0- 0		4- 1							
1- 2		0- 0		0- 0		AWAY		0- 2		0- 0		1- 0							
2- 3		0- 0		0- 1		NEUTRAL		0- 0		0- 2		2- 0							
4- 11		0- 0		0- 4		CONFERENCE		0- 0		2- 1		2- 6							
3- 4		0- 0		0- 2		HOME		0- 0		1- 0		2- 2							
1- 7		0- 0		0- 2		AWAY		0- 0		1- 1		0- 4							
0- 0		0- 0		0- 0		NEUTRAL		0- 0		0- 0		0- 0							
RPI S	Opponent	Score		RPI S	Opponent	Score		RPI S	Opponent	Score		RPI S	Opponent	Score					
				28 A	Colorado St.	0	3	59 A	Colorado	0	3	108 A	New Mexico	0	3				
				28 H	Colorado St.	1	3	69 H	New Mexico St.	1	3	116 N	Texas-Arlington	0	3				
				32 H	Arizona St.	0	3	87 A	Denver	1	3	125 N	Army West Point	2	3				
				44 N	Villanova	1	3					148 A	San Diego St.	3	2				
				49 A	Wyoming	0	3					148 H	San Diego St.	3	1				
				49 H	Wyoming	2	3					153 N	Harvard	3	0				
												161 A	UNLV	0	3				
												161 H	UNLV	3	0				
												167 N	California	3	2				
												175 A	Nevada	0	3				
												175 H	Nevada	2	3				
												210 A	Fresno St.	0	3				
												210 H	Fresno St.	0	3				
												211 A	San Jose St.	0	3				
												211 H	San Jose St.	3	1				
												225 H	George Mason	3	0				
												258 H	Montana	2	3				
												264 A	Navy	3	1				
												270 H	Northeastern	3	1				
												272 H	Weber St.	3	2				
												304 H	Montana St.	3	2				
				LAST 10 GAMES															
				161 A	UNLV	0	3	108 A	New Mexico	0	3								
				210 A	Fresno St.	0	3	175 A	Nevada	0	3								
				49 H	Wyoming	2	3	148 A	San Diego St.	3	2								
				28 H	Colorado St.	1	3	210 H	Fresno St.	0	3								
				211 H	San Jose St.	3	1	161 H	UNLV	3	0								

Non-Div. I Games:

Air Force

Average RPI Win: 242		WON-LOST	WINNING	LAST 10	STRENGTH OF		OPP. STRENGTH	TEAM	ADJ		CONF.	ADJ CONF.	
Average RPI Loss: 101		RECORD	PCT. RANK	GAMES	SCHEDULE		OF SCHEDULE	RPI	RPI		RPI	RPI	
DIV. I ONLY		14- 19	.42424	213	2- 8		174	148	197	.47749	204	7	7
DIV. I NON-CONF.		9- 8	.52941	159	0- 0		276	250	224	.45619	226	8	8
TOTALS		RPI 1-25	RPI 26-50		W-L RECORDS		RPI 51-100		RPI 101-150		RPI 150+		
14- 19	0- 0	0- 6		OVERALL		0- 6		3- 3		11- 4			
2- 6	0- 0	0- 3		HOME		0- 2		1- 0		1- 1			
6- 8	0- 0	0- 3		AWAY		0- 3		2- 1		4- 1			
6- 5	0- 0	0- 0		NEUTRAL		0- 1		0- 2		6- 2			
9- 8	0- 0	0- 0		NON-CONFERENCE		0- 2		0- 3		9- 3			
0- 1	0- 0	0- 0		HOME		0- 0		0- 0		0- 1			
3- 2	0- 0	0- 0		AWAY		0- 1		0- 1		3- 0			
6- 5	0- 0	0- 0		NEUTRAL		0- 1		0- 2		6- 2			
5- 11	0- 0	0- 6		CONFERENCE		0- 4		3- 0		2- 1			
2- 5	0- 0	0- 3		HOME		0- 2		1- 0		1- 0			
3- 6	0- 0	0- 3		AWAY		0- 2		2- 0		1- 1			
0- 0	0- 0	0- 0		NEUTRAL		0- 0		0- 0		0- 0			
RPI S	Opponent	Score	RPI S	Opponent	Score	RPI S	Opponent	Score	RPI S	Opponent	Score		
			30 A	Wichita St.	1 3	52 A	UNI	0 3	111 A	Loyola Chicago	3 1		
			30 H	Wichita St.	0 3	52 H	UNI	2 3	118 N	UCF	0 3		
			42 A	Southern Ill.	0 3	62 A	Iowa	0 3	131 A	North Dakota	0 3		
			42 H	Southern Ill.	0 3	64 A	Illinois St.	1 3	131 N	North Dakota	0 3		
			43 A	Missouri St.	0 3	64 H	Illinois St.	1 3	140 A	Indiana St.	3 2		
			43 H	Missouri St.	0 3	83 N	Coastal Caro.	0 3	140 H	Indiana St.	3 1		
									155 N	Green Bay	1 3		
									178 A	Omaha	3 2		
									194 N	South Dakota	1 3		
									197 N	DePaul	3 1		
									267 A	Evansville	1 3		
									267 H	Evansville	3 0		
									271 A	Bradley	3 1		
									274 A	South Dakota St.	3 0		
									287 N	SIUE	3 2		
									294 N	Jacksonville St.	3 0		
									296 N	Akron	3 2		
									310 N	Gardner-Webb	3 1		
									310 N	Gardner-Webb	3 0		
									312 A	Western Ill.	3 0		
									312 H	Western Ill.	2 3		
LAST 10 GAMES													
			52 H	UNI	2 3	267 A	Evansville	1 3					
			43 A	Missouri St.	0 3	42 A	Southern Ill.	0 3					
			30 A	Wichita St.	1 3	52 A	UNI	0 3					
			64 H	Illinois St.	1 3	271 A	Bradley	3 1					
			140 H	Indiana St.	3 1	30 H	Wichita St.	0 3					

Non-Div. I Games:

Drake

Average RPI Win: 184		WON-LOST	WINNING	LAST 10	STRENGTH OF	OPP. STRENGTH	TEAM	ADJ	CONF.	ADJ CONF.							
Average RPI Loss: 85		RECORD	PCT. RANK	GAMES	SCHEDULE	OF SCHEDULE	RPI	RPI	RPI	RPI							
DIV. I ONLY		6- 22	.21429	297	0- 10	55	63	205	.47719	205	6	6					
DIV. I NON-CONF.		5- 7	.41667	204	0- 0	99	120	162	.50434	159	6	6					
<hr/>																	
TOTALS		RPI 1-25		RPI 26-50		W-L RECORDS		RPI 51-100		RPI 101-150		RPI 150+					
6- 22		0- 6		0- 3		OVERALL		0- 5		2- 4		4- 4					
2- 9		0- 3		0- 1		HOME		0- 2		1- 1		1- 2					
2- 9		0- 3		0- 2		AWAY		0- 1		0- 3		2- 0					
2- 4		0- 0		0- 0		NEUTRAL		0- 2		1- 0		1- 2					
5- 7		0- 1		0- 1		NON-CONFERENCE		0- 2		2- 1		3- 2					
2- 1		0- 1		0- 0		HOME		0- 0		1- 0		1- 0					
1- 2		0- 0		0- 1		AWAY		0- 0		0- 1		1- 0					
2- 4		0- 0		0- 0		NEUTRAL		0- 2		1- 0		1- 2					
1- 15		0- 5		0- 2		CONFERENCE		0- 3		0- 3		1- 2					
0- 8		0- 2		0- 1		HOME		0- 2		0- 1		0- 2					
1- 7		0- 3		0- 1		AWAY		0- 1		0- 2		1- 0					
0- 0		0- 0		0- 0		NEUTRAL		0- 0		0- 0		0- 0					
RPI	S	Opponent		Score		RPI	S	Opponent		Score		RPI	S	Opponent		Score	
8	H	Penn St.		0	3	33	A	Purdue		1	3	51	A	Virginia		1	3
13	A	Louisville		0	3	35	A	Miami (FL)		1	3	60	H	Syracuse		2	3
13	H	Louisville		0	3	40	H	Pittsburgh		0	3	75	N	Cleveland St.		2	3
23	A	North Carolina		1	3							90	N	Temple		1	3
24	A	Florida St.		0	3							93	H	Duke		0	3
24	H	Florida St.		0	3												

Non-Div. I Games:

Notre Dame

Average RPI Win: 220		WON-LOST RECORD	WINNING PCT. RANK		LAST 10 GAMES		STRENGTH OF SCHEDULE		OPP. STRENGTH OF SCHEDULE		TEAM RPI	ADJ RPI	CONF. RPI	ADJ CONF. RPI	
Average RPI Loss: 84															
DIV. I ONLY		6- 22	.21429	297	1- 9		48		90		206	.4769	206	6	6
DIV. I NON-CONF.		5- 7	.41667	204	0- 0		65		184		145	.51495	145	6	6
TOTALS		RPI 1-25	RPI 26-50		W-L RECORDS		RPI 51-100		RPI 101-150		RPI 150+				
6- 22	0- 4	0- 3		OVERALL		0- 8		2- 3		4- 4					
4- 10	0- 2	0- 0		HOME		0- 4		1- 2		3- 2					
1- 9	0- 2	0- 2		AWAY		0- 3		1- 1		0- 1					
1- 3	0- 0	0- 1		NEUTRAL		0- 1		0- 0		1- 1					
5- 7	0- 1	0- 1		NON-CONFERENCE		0- 4		1- 0		4- 1					
4- 2	0- 0	0- 0		HOME		0- 2		1- 0		3- 0					
0- 2	0- 1	0- 0		AWAY		0- 1		0- 0		0- 0					
1- 3	0- 0	0- 1		NEUTRAL		0- 1		0- 0		1- 1					
1- 15	0- 3	0- 2		CONFERENCE		0- 4		1- 3		0- 3					
0- 8	0- 2	0- 0		HOME		0- 2		0- 2		0- 2					
1- 7	0- 1	0- 2		AWAY		0- 2		1- 1		0- 1					
0- 0	0- 0	0- 0		NEUTRAL		0- 0		0- 0		0- 0					
RPI S	Opponent	Score	RPI S	Opponent	Score	RPI S	Opponent	Score	RPI S	Opponent	Score				
13 H	Louisville	0 3	35 A	Miami (FL)	0 3	51 A	Virginia	1 3	107 A	Virginia Tech	0 3				
23 H	North Carolina	0 3	38 N	TCU	1 3	60 A	Syracuse	1 3	110 A	Georgia Tech	3 1				
24 A	Florida St.	0 3	40 A	Pittsburgh	0 3	60 H	Syracuse	1 3	110 H	Georgia Tech	0 3				
25 A	SMU	0 3				66 H	UNCW	0 3	137 H	ETSU	3 1				
						73 N	UTSA	2 3	145 H	North Carolina St.	0 3				
						84 H	Appalachian St.	0 3	162 N	South Carolina	1 3				
						93 H	Duke	0 3	166 A	Boston College	0 3				
						100 A	Furman	2 3	168 H	Wake Forest	2 3				
									205 H	Notre Dame	2 3				
									213 H	USC Upstate	3 0				
									245 N	Winthrop	3 0				
									306 H	Charleston So.	3 1				
									308 H	Presbyterian	3 0				
			LAST 10 GAMES												
			51 A	Virginia	1 3	166 A	Boston College	0 3							
			110 A	Georgia Tech	3 1	23 H	North Carolina	0 3							
			93 H	Duke	0 3	145 H	North Carolina St.	0 3							
			168 H	Wake Forest	2 3	40 A	Pittsburgh	0 3							
			60 A	Syracuse	1 3	107 A	Virginia Tech	0 3							

Non-Div. I Games:

Clemson

Average RPI Win: 187		WON-LOST	WINNING	LAST 10	STRENGTH OF		OPP. STRENGTH	TEAM	ADJ	CONF.	ADJ CONF.		
Average RPI Loss: 88		RECORD	PCT. RANK	GAMES	SCHEDULE		OF SCHEDULE	RPI	RPI	RPI	RPI		
DIV. I ONLY		5- 21	.19231	312	0- 10		41	69	207	.47686	207	5	5
DIV. I NON-CONF.		5- 7	.41667	204	0- 0		106	160	169	.49928	169	4	4
TOTALS		RPI 1-25	RPI 26-50		W-L RECORDS		RPI 51-100		RPI 101-150		RPI 150+		
5- 21	0- 6	0- 1		OVERALL		0- 5		1- 5		4- 4			
4- 10	0- 3	0- 0		HOME		0- 2		1- 3		3- 2			
0- 9	0- 3	0- 1		AWAY		0- 3		0- 1		0- 1			
1- 2	0- 0	0- 0		NEUTRAL		0- 0		0- 1		1- 1			
5- 7	0- 1	0- 0		NON-CONFERENCE		0- 1		1- 2		4- 3			
4- 3	0- 0	0- 0		HOME		0- 1		1- 1		3- 1			
0- 2	0- 1	0- 0		AWAY		0- 0		0- 0		0- 1			
1- 2	0- 0	0- 0		NEUTRAL		0- 0		0- 1		1- 1			
0- 14	0- 5	0- 1		CONFERENCE		0- 4		0- 3		0- 1			
0- 7	0- 3	0- 0		HOME		0- 1		0- 2		0- 1			
0- 7	0- 2	0- 1		AWAY		0- 3		0- 1		0- 0			
0- 0	0- 0	0- 0		NEUTRAL		0- 0		0- 0		0- 0			
RPI S	Opponent	Score	RPI S	Opponent	Score	RPI S	Opponent	Score	RPI S	Opponent	Score		
4 H	Florida	0 3	46 A	Arkansas	0 3	60 H	Syracuse	0 3	105 H	Tennessee	0 3		
7 A	Wisconsin	0 3				78 A	Ole Miss	0 3	106 N	Hofstra	0 3		
14 A	Texas A&M	0 3				78 H	Ole Miss	1 3	110 H	Georgia Tech	0 3		
15 H	Kentucky	0 3				79 A	Auburn	0 3	119 H	LSU	2 3		
16 A	Missouri	0 3				82 A	Alabama	0 3	129 A	Mississippi St.	0 3		
16 H	Missouri	0 3							129 H	Memphis	3 0		
									162 H	South Carolina	0 3		
									168 A	Wake Forest	1 3		
									172 H	High Point	3 0		
									174 N	VCU	3 1		
									212 H	Wofford	3 1		
									226 N	Georgetown	1 3		
									232 H	Ga. Southern	1 3		
									247 H	Mercer	3 0		
			LAST 10 GAMES										
			46 A	Arkansas	0 3	78 H	Ole Miss	1 3					
			16 A	Missouri	0 3	82 A	Alabama	0 3					
			14 A	Texas A&M	0 3	79 A	Auburn	0 3					
			15 H	Kentucky	0 3	16 H	Missouri	0 3					
			4 H	Florida	0 3	162 H	South Carolina	0 3					

Non-Div. I Games:

Georgia

Average RPI Win:		262	WON-LOST RECORD		WINNING PCT. RANK		LAST 10 GAMES		STRENGTH OF SCHEDULE		OPP. STRENGTH OF SCHEDULE		TEAM RPI		ADJ RPI		CONF. RPI		ADJ CONF. RPI				
Average RPI Loss:		141																					
DIV. I ONLY			14- 17		.45161 198		6- 4		184		249		208		.47628 208		24		24				
DIV. I NON-CONF.			5- 9		.35714 242		1- 0		112		182		195		.47935 195		24		24				
TOTALS		RPI 1-25		RPI 26-50		W-L RECORDS		RPI 51-100		RPI 101-150		RPI 150+											
14- 17		0- 1		0- 2		OVERALL		0- 4		1- 2		13- 8											
9- 3		0- 0		0- 0		HOME		0- 1		1- 0		8- 2											
4- 8		0- 0		0- 2		AWAY		0- 1		0- 0		4- 5											
1- 6		0- 1		0- 0		NEUTRAL		0- 2		0- 2		1- 1											
5- 9		0- 1		0- 2		NON-CONFERENCE		0- 3		0- 2		5- 1											
4- 0		0- 0		0- 0		HOME		0- 0		0- 0		4- 0											
0- 4		0- 0		0- 2		AWAY		0- 1		0- 0		0- 1											
1- 5		0- 1		0- 0		NEUTRAL		0- 2		0- 2		1- 0											
9- 8		0- 0		0- 0		CONFERENCE		0- 1		1- 0		8- 7											
5- 3		0- 0		0- 0		HOME		0- 1		1- 0		4- 2											
4- 4		0- 0		0- 0		AWAY		0- 0		0- 0		4- 4											
0- 1		0- 0		0- 0		NEUTRAL		0- 0		0- 0		0- 1											
RPI	S	Opponent		Score		RPI	S	Opponent		Score		RPI	S	Opponent		Score							
5	N	Kansas		0 3		46	A	Arkansas		0 3		56	N	Idaho St.		0 3							
						49	A	Wyoming		2 3		67	N	Pepperdine		0 3							
												76	H	A&M-Corpus Christi		1 3							
												78	A	Ole Miss		1 3							
														125		N	Army West Point	1 3					
														134		H	Central Ark.	3 2					
														135		N	Samford	2 3					
														160		A	South Ala.	0 3					
														164		A	Stephen F. Austin	2 3					
														198		A	Sam Houston St.	3 2					
														202		H	Houston Baptist	3 0					
														202		N	Houston Baptist	1 3					
														229		A	Lamar	1 3					
														230		H	Abilene Christian	1 3					
														248		A	New Orleans	1 3					
														248		H	New Orleans	3 1					
														256		A	Southeastern La.	3 1					
														256		H	Southeastern La.	2 3					
														268		N	UT Martin	3 2					
														275		A	Northwestern St.	3 0					
														276		A	Incarnate Word	2 3					
														276		H	Incarnate Word	3 2					
														289		A	Nicholls St.	3 0					
														289		H	Nicholls St.	3 1					
														290		H	La.-Lafayette	3 0					
														305		H	Texas Southern	3 0					
														316		H	Jackson St.	3 1					
														322		H	Prairie View	3 0					
LAST 10 GAMES																							
289 H Nicholls St.						3 1						248 A New Orleans						1 3					
248 H New Orleans						3 1						276 A Incarnate Word						2 3					
276 H Incarnate Word						3 2						76 H A&M-Corpus Christi						1 3					
230 H Abilene Christian						1 3						202 H Houston Baptist						3 0					
256 A Southeastern La.						3 1						290 H La.-Lafayette						3 0					

Non-Div. I Games:

McNeese St.

Average RPI Win:	201	WON-LOST	WINNING	LAST 10	STRENGTH OF	OPP. STRENGTH	TEAM	ADJ	CONF.	ADJ CONF.			
Average RPI Loss:	127	RECORD	PCT. RANK	GAMES	SCHEDULE	OF SCHEDULE	RPI	RPI	RPI	RPI			
DIV. I ONLY	8- 19	.2963	273	3- 7	83	162	209	.47566	209	11	11		
DIV. I NON-CONF.	3- 8	.27273	267	0- 0	92	190	215	.46556	215	12	12		
<hr/>													
TOTALS	RPI 1-25	RPI 26-50		W-L RECORDS		RPI 51-100		RPI 101-150		RPI 150+			
8- 19	0- 2	0- 0		OVERALL		1- 6		0- 3		7- 8			
5- 7	0- 1	0- 0		HOME		1- 3		0- 1		4- 2			
2- 9	0- 0	0- 0		AWAY		0- 3		0- 2		2- 4			
1- 3	0- 1	0- 0		NEUTRAL		0- 0		0- 0		1- 2			
<hr/>													
3- 8	0- 1	0- 0		NON-CONFERENCE		0- 2		0- 1		3- 4			
2- 2	0- 0	0- 0		HOME		0- 1		0- 0		2- 1			
0- 3	0- 0	0- 0		AWAY		0- 1		0- 1		0- 1			
1- 3	0- 1	0- 0		NEUTRAL		0- 0		0- 0		1- 2			
<hr/>													
5- 11	0- 1	0- 0		CONFERENCE		1- 4		0- 2		4- 4			
3- 5	0- 1	0- 0		HOME		1- 2		0- 1		2- 1			
2- 6	0- 0	0- 0		AWAY		0- 2		0- 1		2- 3			
0- 0	0- 0	0- 0		NEUTRAL		0- 0		0- 0		0- 0			
<hr/>													
RPI S	Opponent	Score		RPI S	Opponent	Score		RPI S	Opponent	Score			
16 N	Missouri	1	3			65 H	Rice	2	3	112 A	IUPUI	1	3
19 H	Western Ky.	0	3			73 A	UTSA	0	3	123 A	Southern Miss.	2	3
						84 A	Appalachian St.	0	3	123 H	Southern Miss.	2	3
						85 A	Fla. Atlantic	0	3	151 A	FIU	0	3
						85 H	Fla. Atlantic	0	3	151 H	FIU	0	3
						89 H	North Texas	3	0	157 A	Marshall	2	3
						100 H	Furman	1	3	157 H	Marshall	3	2
										163 N	Liberty	3	0
										181 N	West Virginia	1	3
										187 N	Eastern Mich.	0	3
										195 H	UTEP	3	1
										213 H	USC Upstate	0	3
										233 A	Middle Tenn.	3	2
										236 H	UNC Asheville	3	0
										241 H	Davidson	3	0
										245 A	Winthrop	0	3
										252 A	Louisiana Tech	0	3
										291 A	UAB	3	1
<hr/>													
LAST 10 GAMES													
151 H	FIU	0	3	89 H	North Texas	3	0						
85 H	Fla. Atlantic	0	3	157 H	Marshall	3	2						
123 A	Southern Miss.	2	3	73 A	UTSA	0	3						
233 A	Middle Tenn.	3	2	19 H	Western Ky.	0	3						
252 A	Louisiana Tech	0	3	85 A	Fla. Atlantic	0	3						

Non-Div. I Games:

Charlotte

Average RPI Win:	222	WON-LOST	WINNING	LAST 10		STRENGTH OF	OPP. STRENGTH	TEAM		ADJ	CONF.	ADJ CONF.	
Average RPI Loss:	123	RECORD	PCT. RANK	GAMES		SCHEDULE	OF SCHEDULE	RPI		RPI	RPI	RPI	
DIV. I ONLY		14- 15	.48276	178	4- 6	264	126	210		.47541	210	10	10
DIV. I NON-CONF.		8- 6	.57143	141	0- 0	199	185	159		.50533	158	10	10
<hr/>													
TOTALS	RPI 1-25	RPI 26-50		W-L RECORDS		RPI 51-100		RPI 101-150		RPI 150+			
14- 15	0- 0	0- 2		OVERALL		0- 3		1- 6		13- 4			
9- 7	0- 0	0- 1		HOME		0- 2		1- 3		8- 1			
3- 6	0- 0	0- 1		AWAY		0- 0		0- 2		3- 3			
2- 2	0- 0	0- 0		NEUTRAL		0- 1		0- 1		2- 0			
<hr/>													
8- 6	0- 0	0- 0		NON-CONFERENCE		0- 3		1- 2		7- 1			
5- 3	0- 0	0- 0		HOME		0- 2		1- 1		4- 0			
1- 1	0- 0	0- 0		AWAY		0- 0		0- 0		1- 1			
2- 2	0- 0	0- 0		NEUTRAL		0- 1		0- 1		2- 0			
<hr/>													
6- 9	0- 0	0- 2		CONFERENCE		0- 0		0- 4		6- 3			
4- 4	0- 0	0- 1		HOME		0- 0		0- 2		4- 1			
2- 5	0- 0	0- 1		AWAY		0- 0		0- 2		2- 2			
0- 0	0- 0	0- 0		NEUTRAL		0- 0		0- 0		0- 0			
<hr/>													
RPI S	Opponent	Score	RPI S	Opponent	Score	RPI S	Opponent	Score	RPI S	Opponent	Score		
			45 A	Boise St.	2 3	72 H	Sacramento St.	1 3	101 H	Cal Poly	2 3		
			45 H	Boise St.	2 3	94 H	Portland	1 3	108 A	New Mexico	0 3		
						95 N	Murray St.	0 3	108 H	New Mexico	0 3		
									120 N	St. John's (NY)	1 3		
									147 H	UC Davis	3 0		
									148 A	San Diego St.	0 3		
									148 H	San Diego St.	2 3		
									161 H	UNLV	3 2		
									171 A	St. Mary's (CA)	0 3		
									175 A	Nevada	1 3		
									175 H	Nevada	3 0		
									190 H	Southern Utah	3 0		
									203 A	Air Force	3 0		
									203 H	Air Force	3 0		
									211 A	San Jose St.	1 3		
									211 H	San Jose St.	2 3		
									220 A	Western Caro.	3 0		
									228 H	UC Riverside	3 0		
									249 A	Utah St.	3 1		
									249 H	Utah St.	3 0		
									253 H	Central Mich.	3 0		
									261 N	Bethune-Cookman	3 0		
									266 N	Georgia St.	3 2		
									302 H	Cal St. Fullerton	3 1		
<hr/>													
			LAST 10 GAMES										
			108 H	New Mexico	0 3	45 H	Boise St.	2 3					
			203 H	Air Force	3 0	211 A	San Jose St.	1 3					
			175 A	Nevada	1 3	161 H	UNLV	3 2					
			148 A	San Diego St.	0 3	203 A	Air Force	3 0					
			249 H	Utah St.	3 0	108 A	New Mexico	0 3					

Non-Div. I Games:

Fresno St.

Average RPI Win:	246	WON-LOST	WINNING	LAST 10	STRENGTH OF	OPP. STRENGTH	TEAM	ADJ	CONF.	ADJ CONF.	
Average RPI Loss:	131	RECORD	PCT. RANK	GAMES	SCHEDULE	OF SCHEDULE	RPI	RPI	RPI	RPI	
DIV. I ONLY	13- 16	.44828	201	3- 7	212	232	212	.46907	211	10	10
DIV. I NON-CONF.	8- 5	.61538	125	0- 0	312	314	237	.44805	239	10	10
<hr/>											
TOTALS	RPI 1-25	RPI 26-50		W-L RECORDS		RPI 51-100		RPI 101-150		RPI 150+	
13- 16	0- 0	1- 5		OVERALL		0- 1		0- 3		12- 7	
5- 7	0- 0	1- 2		HOME		0- 1		0- 2		4- 2	
2- 9	0- 0	0- 3		AWAY		0- 0		0- 1		2- 5	
6- 0	0- 0	0- 0		NEUTRAL		0- 0		0- 0		6- 0	
<hr/>											
8- 5	0- 0	0- 0		NON-CONFERENCE		0- 1		0- 1		8- 3	
1- 3	0- 0	0- 0		HOME		0- 1		0- 1		1- 1	
1- 2	0- 0	0- 0		AWAY		0- 0		0- 0		1- 2	
6- 0	0- 0	0- 0		NEUTRAL		0- 0		0- 0		6- 0	
<hr/>											
5- 11	0- 0	1- 5		CONFERENCE		0- 0		0- 2		4- 4	
4- 4	0- 0	1- 2		HOME		0- 0		0- 1		3- 1	
1- 7	0- 0	0- 3		AWAY		0- 0		0- 1		1- 3	
0- 0	0- 0	0- 0		NEUTRAL		0- 0		0- 0		0- 0	
<hr/>											
RPI S	Opponent	Score	RPI S	Opponent	Score	RPI S	Opponent	Score	RPI S	Opponent	Score
			28 A	Colorado St.	0 3	72 H	Sacramento St.	1 3	101 H	Cal Poly	1 3
			28 H	Colorado St.	1 3				108 A	New Mexico	0 3
			45 A	Boise St.	0 3				108 H	New Mexico	0 3
			45 H	Boise St.	0 3				161 A	UNLV	1 3
			49 A	Wyoming	2 3				161 H	UNLV	1 3
			49 H	Wyoming	3 2				178 N	Omaha	3 1
									203 A	Air Force	1 3
									203 H	Air Force	3 0
									210 A	Fresno St.	3 2
									210 H	Fresno St.	3 1
									228 H	UC Riverside	2 3
									249 A	Utah St.	0 3
									249 H	Utah St.	3 0
									253 A	Central Mich.	0 3
									262 A	UTRGV	2 3
									267 N	Evansville	3 1
									272 H	Weber St.	3 0
									276 N	Incarname Word	3 1
									309 N	Holy Cross	3 1
									325 N	Southern U.	3 0
									326 A	UMass Lowell	3 0
									330 N	Quinnipiac	3 1
<hr/>											
			LAST 10 GAMES								
			49 A	Wyoming	2 3	108 A	New Mexico	0 3			
			28 A	Colorado St.	0 3	210 H	Fresno St.	3 1			
			45 H	Boise St.	0 3	161 H	UNLV	1 3			
			249 H	Utah St.	3 0	28 H	Colorado St.	1 3			
			203 A	Air Force	1 3	49 H	Wyoming	3 2			

Non-Div. I Games:

San Jose St.

Average RPI Win: 259		WON-LOST	WINNING	LAST 10	STRENGTH OF		OPP. STRENGTH	TEAM	ADJ		CONF.	ADJ CONF.
Average RPI Loss: 145		RECORD	PCT. RANK	GAMES	SCHEDULE		OF SCHEDULE	RPI	RPI		RPI	RPI
DIV. I ONLY		16- 17	.48485	175	257		255	214	.46889		212	19
DIV. I NON-CONF.		9- 8	.52941	159	305		291	246	.43934		244	22
TOTALS		RPI 1-25	RPI 26-50		W-L RECORDS		RPI 51-100		RPI 101-150		RPI 150+	
16- 17	0- 0	0- 0		OVERALL		1- 4		2- 7		13- 6		
6- 3	0- 0	0- 0		HOME		1- 1		1- 2		4- 0		
5- 10	0- 0	0- 0		AWAY		0- 3		1- 2		4- 5		
5- 4	0- 0	0- 0		NEUTRAL		0- 0		0- 3		5- 1		
9- 8	0- 0	0- 0		NON-CONFERENCE		0- 1		0- 3		9- 4		
1- 0	0- 0	0- 0		HOME		0- 0		0- 0		1- 0		
3- 4	0- 0	0- 0		AWAY		0- 1		0- 0		3- 3		
5- 4	0- 0	0- 0		NEUTRAL		0- 0		0- 3		5- 1		
7- 9	0- 0	0- 0		CONFERENCE		1- 3		2- 4		4- 2		
5- 3	0- 0	0- 0		HOME		1- 1		1- 2		3- 0		
2- 6	0- 0	0- 0		AWAY		0- 2		1- 2		1- 2		
0- 0	0- 0	0- 0		NEUTRAL		0- 0		0- 0		0- 0		
RPI S	Opponent	Score	RPI S	Opponent	Score	RPI S	Opponent	Score	RPI S	Opponent	Score	
						77 A Chattanooga	1 3		105 N Tennessee	1 3		
						77 H Chattanooga	0 3		121 A UNCG	1 3		
						96 A Col. of Charleston	0 3		121 H UNCG	1 3		
						100 A Furman	2 3		129 N Memphis	0 3		
						100 H Furman	3 0		135 A Samford	1 3		
									135 H Samford	3 0		
									137 A ETSU	3 1		
									137 H ETSU	1 3		
									141 N Jacksonville	0 3		
									162 A South Carolina	0 3		
									172 N High Point	2 3		
									207 A Georgia	1 3		
									213 A USC Upstate	2 3		
									220 A Western Caro.	2 3		
									220 H Western Caro.	3 0		
									247 A Mercer	1 3		
									247 H Mercer	3 2		
									251 N La.-Monroe	3 1		
									257 N East Carolina	3 1		
									294 A Jacksonville St.	3 0		
									303 A Citadel	3 0		
									303 H Citadel	3 0		
									306 N Charleston So.	3 2		
									308 A Presbyterian	3 0		
									308 H Presbyterian	3 0		
									318 N Alabama A&M	3 0		
									329 A South Carolina St.	3 1		
LAST 10 GAMES												
			303 H Citadel	3 0		135 A Samford	1 3					
			121 H UNCG	1 3		247 H Mercer	3 2					
			100 A Furman	2 3		220 H Western Caro.	3 0					
			137 H ETSU	1 3		308 H Presbyterian	3 0					
			77 A Chattanooga	1 3		137 A ETSU	3 1					

Non-Div. I Games:

Wofford

RPI	S	Opponent	Score	
333	N	Alcorn	3	0

Wofford

W
o
f
f
o
r
d

W
o
f
f
o
r
d

Average RPI Win:		271	WON-LOST RECORD		WINNING PCT. RANK		LAST 10 GAMES		STRENGTH OF SCHEDULE		OPP. STRENGTH OF SCHEDULE		TEAM RPI		ADJ RPI		CONF. RPI		ADJ CONF. RPI	
DIV. I ONLY			15- 15		.5 164		3- 7		275		212		215		.46881 213		13		14	
DIV. I NON-CONF.			12- 4		.75 60		0- 0		311		273		180		.49257 180		17		17	
TOTALS		RPI 1-25		RPI 26-50		W-L RECORDS		RPI 51-100		RPI 101-150		RPI 150+								
15- 15		0- 0		0- 0		OVERALL		0- 5		0- 8		15- 2								
4- 5		0- 0		0- 0		HOME		0- 2		0- 3		4- 0								
4- 8		0- 0		0- 0		AWAY		0- 3		0- 3		4- 2								
7- 2		0- 0		0- 0		NEUTRAL		0- 0		0- 2		7- 0								
12- 4		0- 0		0- 0		NON-CONFERENCE		0- 1		0- 2		12- 1								
2- 0		0- 0		0- 0		HOME		0- 0		0- 0		2- 0								
3- 2		0- 0		0- 0		AWAY		0- 1		0- 0		3- 1								
7- 2		0- 0		0- 0		NEUTRAL		0- 0		0- 2		7- 0								
3- 11		0- 0		0- 0		CONFERENCE		0- 4		0- 6		3- 1								
2- 5		0- 0		0- 0		HOME		0- 2		0- 3		2- 0								
1- 6		0- 0		0- 0		AWAY		0- 2		0- 3		1- 1								
0- 0		0- 0		0- 0		NEUTRAL		0- 0		0- 0		0- 0								
RPI	S	Opponent	Score	RPI	S	Opponent	Score	RPI	S	Opponent	Score	RPI	S	Opponent	Score					
								58	A	Lipscomb	0	3		113	A	Kennesaw St.	2	3		
								58	H	Lipscomb	0	3		113	H	Kennesaw St.	2	3		
								70	A	Saint Louis	0	3		131	N	North Dakota	1	3		
								88	A	FGCU	0	3		133	A	North Florida	0	3		
								88	H	FGCU	0	3		133	H	North Florida	2	3		
														137	N	ETSU	0	3		
														141	A	Jacksonville	1	3		
														141	H	Jacksonville	1	3		
														206	A	Clemson	0	3		
														209	A	Charlotte	3	0		
														212	H	Wofford	3	2		
														216	A	Stetson	1	3		
														216	H	Stetson	3	2		
														236	N	UNC Asheville	3	1		
														241	N	Davidson	3	0		
														245	H	Winthrop	3	1		
														265	N	Southeast Mo. St.	3	1		
														268	N	UT Martin	3	1		
														299	A	NJIT	3	0		
														299	H	NJIT	3	0		
														303	N	Citadel	3	1		
														308	N	Presbyterian	3	1		
														310	A	Gardner-Webb	3	1		
														327	N	Ark.-Pine Bluff	3	0		
														329	A	South Carolina St.	3	1		
LAST 10 GAMES																				
				133	A	North Florida	0	3	58	H	Lipscomb	0	3	310	A	Gardner-Webb	3	1		
				141	A	Jacksonville	1	3	113	H	Kennesaw St.	2	3	327	N	Ark.-Pine Bluff	3	0		
				216	H	Stetson	3	2	299	A	NJIT	3	0	329	A	South Carolina St.	3	1		
				88	H	FGCU	0	3	58	A	Lipscomb	0	3							
				299	H	NJIT	3	0	88	A	FGCU	0	3							

Non-Div. I Games:

USC Upstate

Average RPI Win:	293	WON-LOST RECORD	WINNING PCT. RANK	LAST 10 GAMES		STRENGTH OF SCHEDULE	OPP. STRENGTH OF SCHEDULE	TEAM RPI	ADJ RPI	CONF. RPI	ADJ CONF. RPI
DIV. I ONLY		12- 16	.42857 208	6- 4		158	299	216	.46863 214	26	26
DIV. I NON-CONF.		6- 8	.42857 192	1- 0		159	312	212	.46723 212	27	27
TOTALS	RPI 1-25	RPI 26-50	W-L RECORDS	RPI 51-100	RPI 101-150	RPI 150+					
12- 16	0- 0	0- 0	OVERALL	0- 6	0- 4	12- 6					
5- 6	0- 0	0- 0	HOME	0- 3	0- 0	5- 3					
4- 7	0- 0	0- 0	AWAY	0- 1	0- 3	4- 3					
3- 3	0- 0	0- 0	NEUTRAL	0- 2	0- 1	3- 0					
6- 8	0- 0	0- 0	NON-CONFERENCE	0- 4	0- 4	6- 0					
2- 2	0- 0	0- 0	HOME	0- 2	0- 0	2- 0					
1- 3	0- 0	0- 0	AWAY	0- 0	0- 3	1- 0					
3- 3	0- 0	0- 0	NEUTRAL	0- 2	0- 1	3- 0					
6- 8	0- 0	0- 0	CONFERENCE	0- 2	0- 0	6- 6					
3- 4	0- 0	0- 0	HOME	0- 1	0- 0	3- 3					
3- 4	0- 0	0- 0	AWAY	0- 1	0- 0	3- 3					
0- 0	0- 0	0- 0	NEUTRAL	0- 0	0- 0	0- 0					
RPI S Opponent Score	RPI S Opponent Score	RPI S Opponent Score	RPI S Opponent Score	RPI S Opponent Score	RPI S Opponent Score	RPI S Opponent Score					
				66 H UNCW 0 3		105 N Tennessee 0 3					
				72 H Sacramento St. 1 3		116 A Texas-Arlington 0 3					
				76 N A&M-Corpus Christi 0 3		133 A North Florida 1 3					
				83 A Coastal Caro. 0 3		145 A North Carolina St. 0 3					
				83 H Coastal Caro. 1 3		163 A Liberty 3 2					
				85 N Fla. Atlantic 0 3		163 H Liberty 2 3					
						172 A High Point 2 3					
						172 H High Point 1 3					
						221 A Radford 2 3					
						221 H Radford 1 3					
						236 A UNC Asheville 1 3					
						245 H Winthrop 3 2					
						261 N Bethune-Cookman 3 0					
						306 A Charleston So. 3 1					
						306 H Charleston So. 3 0					
						308 H Presbyterian 3 0					
						310 A Gardner-Webb 3 1					
						319 H Norfolk St. 3 0					
						320 A N.C. A&T 3 0					
						323 N Hampton 3 0					
						328 H N.C. Central 3 0					
						332 N Grambling 3 0					
LAST 10 GAMES											
306 H Charleston So.	3	0	310 A Gardner-Webb	3	1						
83 H Coastal Caro.	1	3	172 H High Point	1	3						
163 A Liberty	3	2	328 H N.C. Central	3	0						
221 A Radford	2	3	245 H Winthrop	3	2						
236 A UNC Asheville	1	3	308 H Presbyterian	3	0						

Non-Div. I Games:

Campbell

Average RPI Win:		217	WON-LOST RECORD		WINNING PCT. RANK		LAST 10 GAMES		STRENGTH OF SCHEDULE		OPP. STRENGTH OF SCHEDULE		TEAM RPI		ADJ RPI		CONF. RPI		ADJ CONF. RPI	
DIV. I ONLY			7- 18		.28 278		3- 7		110		99		220		.46784 215		14		13	
DIV. I NON-CONF.			4- 7		.36364 239		0- 0		26		58		116		.54199 110		9		9	
TOTALS		RPI 1-25		RPI 26-50		W-L RECORDS		RPI 51-100		RPI 101-150		RPI 150+								
7- 18		0- 2		0- 3		OVERALL		1- 4		0- 6		6- 3								
2- 10		0- 2		0- 2		HOME		0- 1		0- 4		2- 1								
2- 7		0- 0		0- 1		AWAY		0- 2		0- 2		2- 2								
3- 1		0- 0		0- 0		NEUTRAL		1- 1		0- 0		2- 0								
4- 7		0- 2		0- 2		NON-CONFERENCE		1- 2		0- 1		3- 0								
0- 5		0- 2		0- 2		HOME		0- 0		0- 1		0- 0								
1- 1		0- 0		0- 0		AWAY		0- 1		0- 0		1- 0								
3- 1		0- 0		0- 0		NEUTRAL		1- 1		0- 0		2- 0								
3- 11		0- 0		0- 1		CONFERENCE		0- 2		0- 5		3- 3								
2- 5		0- 0		0- 0		HOME		0- 1		0- 3		2- 1								
1- 6		0- 0		0- 1		AWAY		0- 1		0- 2		1- 2								
0- 0		0- 0		0- 0		NEUTRAL		0- 0		0- 0		0- 0								
RPI	S	Opponent		Score		RPI	S	Opponent		Score		RPI	S	Opponent		Score				
11	H	UCLA		0	3	26	H	Loyola Marymount		2	3	54	A	Long Beach St.		0	3			
25	H	SMU		1	3	27	A	Hawaii		0	3	54	H	Long Beach St.		1	3			
						31	H	San Diego		0	3	65	N	Rice		3	1			
												67	A	Pepperdine		1	3			
												99	N	Rhode Island		2	3			
												101	A	Cal Poly		1	3			
												101	H	Cal Poly		1	3			
												132	H	UC Irvine		1	3			
												147	A	UC Davis		0	3			
												147	H	UC Davis		0	3			
												148	H	San Diego St.		0	3			
												156	A	Yale		3	1			
												188	N	Utah Valley		3	0			
												222	A	CSUN		2	3			
												222	H	CSUN		1	3			
												228	A	UC Riverside		0	3			
												228	H	UC Riverside		3	1			
												276	N	Incarnate Word		3	0			
												302	A	Cal St. Fullerton		3	1			
												302	H	Cal St. Fullerton		3	1			
LAST 10 GAMES																				
228 A UC Riverside						0	3	222 A CSUN						2	3					
302 A Cal St. Fullerton						3	1	54 A Long Beach St.						0	3					
132 H UC Irvine						1	3	302 H Cal St. Fullerton						3	1					
147 H UC Davis						0	3	228 H UC Riverside						3	1					
101 H Cal Poly						1	3	101 A Cal Poly						1	3					

Non-Div. I Games:

UC Santa Barbara

Average RPI Win:		232	WON-LOST RECORD		WINNING PCT. RANK		LAST 10 GAMES		STRENGTH OF SCHEDULE		OPP. STRENGTH OF SCHEDULE		TEAM RPI		ADJ RPI		CONF. RPI		ADJ CONF. RPI	
Average RPI Loss:		146																		
DIV. I ONLY			11- 17		.39286 223		4- 6		159		234		213		.46777 216		13		14	
DIV. I NON-CONF.			6- 8		.42857 192		1- 0		235		286		240		.44868 238		17		17	
TOTALS		RPI 1-25		RPI 26-50		W-L RECORDS		RPI 51-100		RPI 101-150		RPI 150+								
11- 17		0- 0		0- 0		OVERALL		0- 7		3- 4		8- 6								
6- 4		0- 0		0- 0		HOME		0- 2		2- 1		4- 1								
1- 10		0- 0		0- 0		AWAY		0- 4		1- 3		0- 3								
4- 3		0- 0		0- 0		NEUTRAL		0- 1		0- 0		4- 2								
6- 8		0- 0		0- 0		NON-CONFERENCE		0- 3		0- 1		6- 4								
2- 1		0- 0		0- 0		HOME		0- 0		0- 0		2- 1								
0- 4		0- 0		0- 0		AWAY		0- 2		0- 1		0- 1								
4- 3		0- 0		0- 0		NEUTRAL		0- 1		0- 0		4- 2								
5- 9		0- 0		0- 0		CONFERENCE		0- 4		3- 3		2- 2								
4- 3		0- 0		0- 0		HOME		0- 2		2- 1		2- 0								
1- 6		0- 0		0- 0		AWAY		0- 2		1- 2		0- 2								
0- 0		0- 0		0- 0		NEUTRAL		0- 0		0- 0		0- 0								
RPI	S	Opponent	Score	RPI	S	Opponent	Score	RPI	S	Opponent	Score	RPI	S	Opponent	Score					
								58	A	Lipscomb	0 3	113	A	Kennesaw St.	0 3					
								58	H	Lipscomb	0 3	113	H	Kennesaw St.	3 1					
								66	A	UNCW	0 3	129	A	Mississippi St.	0 3					
								77	N	Chattanooga	0 3	133	A	North Florida	3 0					
								85	A	Fla. Atlantic	0 3	133	H	North Florida	2 3					
								88	A	FGCU	1 3	141	A	Jacksonville	1 3					
								88	H	FGCU	1 3	141	H	Jacksonville	3 2					
												151	H	FIU	2 3					
												213	A	USC Upstate	2 3					
												213	H	USC Upstate	3 1					
												232	N	Ga. Southern	3 2					
												235	N	UMES	3 0					
												247	H	Mercer	3 2					
												261	A	Bethune-Cookman	1 3					
												261	N	Bethune-Cookman	0 3					
												269	N	Binghamton	2 3					
												295	H	Florida A&M	3 0					
												299	A	NJIT	1 3					
												299	H	NJIT	3 0					
												308	N	Presbyterian	3 1					
												334	N	Mississippi Val.	3 0					
				LAST 10 GAMES																
								299	H	NJIT	3 0	141	H	Jacksonville	3 2					
								58	H	Lipscomb	0 3	88	A	FGCU	1 3					
								213	A	USC Upstate	2 3	295	H	Florida A&M	3 0					
								113	A	Kennesaw St.	0 3	133	A	North Florida	3 0					
								133	H	North Florida	2 3	141	A	Jacksonville	1 3					

Non-Div. I Games:

Stetson

Average RPI Win:		230	WON-LOST RECORD		WINNING PCT. RANK		LAST 10 GAMES		STRENGTH OF SCHEDULE		OPP. STRENGTH OF SCHEDULE		TEAM RPI		ADJ RPI		CONF. RPI		ADJ CONF. RPI	
Average RPI Loss:		115																		
DIV. I ONLY			9- 19		.32143 258		4- 6		121		143		217		.46747 217		18		18	
DIV. I NON-CONF.			4- 8		.33333 249		0- 0		160		110		217		.46338 217		15		15	
TOTALS			RPI 1-25		RPI 26-50		W-L RECORDS		RPI 51-100		RPI 101-150		RPI 150+							
9- 19			0- 1		0- 3		OVERALL		0- 7		1- 1		8- 7							
5- 6			0- 0		0- 1		HOME		0- 3		1- 0		4- 2							
2- 9			0- 0		0- 1		AWAY		0- 3		0- 1		2- 4							
2- 4			0- 1		0- 1		NEUTRAL		0- 1		0- 0		2- 1							
4- 8			0- 1		0- 1		NON-CONFERENCE		0- 3		0- 0		4- 3							
2- 1			0- 0		0- 0		HOME		0- 1		0- 0		2- 0							
0- 3			0- 0		0- 0		AWAY		0- 1		0- 0		0- 2							
2- 4			0- 1		0- 1		NEUTRAL		0- 1		0- 0		2- 1							
5- 11			0- 0		0- 2		CONFERENCE		0- 4		1- 1		4- 4							
3- 5			0- 0		0- 1		HOME		0- 2		1- 0		2- 2							
2- 6			0- 0		0- 1		AWAY		0- 2		0- 1		2- 2							
0- 0			0- 0		0- 0		NEUTRAL		0- 0		0- 0		0- 0							
RPI	S	Opponent	Score		RPI	S	Opponent	Score		RPI	S	Opponent	Score		RPI	S	Opponent	Score		
6	N	Washington	0	3	41	A	Northern Ariz.	1	3	56	A	Idaho St.	2	3	131	H	North Dakota	3	0	
					41	H	Northern Ariz.	1	3	56	H	Idaho St.	0	3	144	A	Northern Colo.	0	3	
					45	N	Boise St.	0	3	72	A	Sacramento St.	0	3	158	A	Texas Tech	1	3	
										72	H	Sacramento St.	0	3	161	A	UNLV	2	3	
										81	A	Gonzaga	1	3	173	N	Oral Roberts	3	0	
										94	H	Portland	1	3	175	H	Nevada	3	0	
										97	N	Washington St.	0	3	180	A	Idaho	2	3	
															185	A	Eastern Wash.	1	3	
															190	A	Southern Utah	3	1	
															190	H	Southern Utah	0	3	
															256	N	Southeastern La.	1	3	
															258	H	Montana	1	3	
															272	A	Weber St.	3	2	
															272	H	Weber St.	3	0	
															275	N	Northwestern St.	3	2	
															282	H	Grand Canyon	3	0	
															304	H	Montana St.	3	1	
LAST 10 GAMES																				
41 A Northern Ariz.					1	3	144 A Northern Colo.					0	3							
190 A Southern Utah					3	1	304 H Montana St.					3	1							
272 H Weber St.					3	0	258 H Montana					1	3							
56 H Idaho St.					0	3	72 A Sacramento St.					0	3							
72 H Sacramento St.					0	3	131 H North Dakota					3	0							

Non-Div. I Games:

Portland St.

Average RPI Win: 280		WON-LOST RECORD	WINNING PCT. RANK		LAST 10 GAMES		STRENGTH OF SCHEDULE		OPP. STRENGTH OF SCHEDULE		TEAM RPI	ADJ RPI	CONF. RPI	ADJ CONF. RPI			
Average RPI Loss: 181																	
DIV. I ONLY		19- 13	.59375	115	7- 3		289		295		211	.46661	218	29	29		
DIV. I NON-CONF.		9- 9	.5	162	1- 0		260		258		225	.45588	227	29	29		
TOTALS		RPI 1-25		RPI 26-50		W-L RECORDS		RPI 51-100		RPI 101-150		RPI 150+					
19- 13		0- 1		0- 0		OVERALL		0- 2		0- 1		19- 9					
14- 0		0- 0		0- 0		HOME		0- 0		0- 0		14- 0					
3- 9		0- 0		0- 0		AWAY		0- 1		0- 1		3- 7					
2- 4		0- 1		0- 0		NEUTRAL		0- 1		0- 0		2- 2					
9- 9		0- 1		0- 0		NON-CONFERENCE		0- 2		0- 1		9- 5					
7- 0		0- 0		0- 0		HOME		0- 0		0- 0		7- 0					
0- 5		0- 0		0- 0		AWAY		0- 1		0- 1		0- 3					
2- 4		0- 1		0- 0		NEUTRAL		0- 1		0- 0		2- 2					
10- 4		0- 0		0- 0		CONFERENCE		0- 0		0- 0		10- 4					
7- 0		0- 0		0- 0		HOME		0- 0		0- 0		7- 0					
3- 4		0- 0		0- 0		AWAY		0- 0		0- 0		3- 4					
0- 0		0- 0		0- 0		NEUTRAL		0- 0		0- 0		0- 0					
RPI	S	Opponent		Score		RPI	S	Opponent		Score		RPI	S	Opponent		Score	
1	N	Minnesota		0 3								124	A	UConn		1 3	
												154	A	New Hampshire		1 3	
												159	H	Dartmouth		3 1	
												184	A	Marist		2 3	
												186	A	LIU Brooklyn		0 3	
												186	H	LIU Brooklyn		3 1	
												198	N	Sam Houston St.		1 3	
												219	A	Robert Morris		2 3	
												219	H	Robert Morris		3 1	
												234	N	Bucknell		3 0	
												242	N	UMBC		1 3	
												243	A	Sacred Heart		2 3	
												243	H	Sacred Heart		3 2	
												250	H	Providence		3 0	
												293	H	Iona		3 1	
												297	N	La Salle		3 1	
												301	A	Central Conn. St.		3 1	
												301	H	Central Conn. St.		3 0	
												309	H	Holy Cross		3 1	
												309	H	Holy Cross		3 1	
												313	A	St. Francis Brooklyn		96 75	
												313	H	St. Francis Brooklyn		3 0	
												314	A	Fairleigh Dickinson		3 0	
												314	H	Fairleigh Dickinson		3 1	
												315	A	Saint Francis (PA)		0 3	
												315	H	Saint Francis (PA)		3 1	
												317	H	Hartford		3 0	
LAST 10 GAMES																	
						315	A	Saint Francis (PA)		0 3		186	A	LIU Brooklyn		0 3	
						219	A	Robert Morris		2 3		313	A	St. Francis Brooklyn		96 75	
						301	A	Central Conn. St.		3 1		315	H	Saint Francis (PA)		3 1	
						243	H	Sacred Heart		3 2		219	H	Robert Morris		3 1	
						314	H	Fairleigh Dickinson		3 1		309	H	Holy Cross		3 1	

Non-Div. I Games:

Bryant

RPI	S	Opponent	Score	
326	A	UMass Lowell	0	3
330	H	Quinnipiac	3	1

Bryant

B
r
y
a
n
t

B
r
y
a
n
t

[illegible]

Non-Div. I Games:

Robert Morris

Average RPI Win: 244		WON-LOST	WINNING	LAST 10	STRENGTH OF		OPP. STRENGTH	TEAM	ADJ		CONF.	ADJ CONF.	
Average RPI Loss: 151		RECORD	PCT. RANK	GAMES	SCHEDULE		OF SCHEDULE	RPI	RPI		RPI	RPI	
DIV. I ONLY		11- 21	.34375	247	4- 6		124	252	222	.46385	220	19	19
DIV. I NON-CONF.		6- 10	.375	235	0- 0		170	272	228	.45631	225	22	22
TOTALS		RPI 1-25	RPI 26-50		W-L RECORDS		RPI 51-100		RPI 101-150		RPI 150+		
11- 21	0- 0	0- 0		OVERALL		0- 7		1- 6		10- 8			
5- 8	0- 0	0- 0		HOME		0- 3		0- 3		5- 2			
3- 10	0- 0	0- 0		AWAY		0- 3		1- 3		2- 4			
3- 3	0- 0	0- 0		NEUTRAL		0- 1		0- 0		3- 2			
6- 10	0- 0	0- 0		NON-CONFERENCE		0- 3		0- 1		6- 6			
2- 3	0- 0	0- 0		HOME		0- 1		0- 0		2- 2			
1- 4	0- 0	0- 0		AWAY		0- 1		0- 1		1- 2			
3- 3	0- 0	0- 0		NEUTRAL		0- 1		0- 0		3- 2			
5- 11	0- 0	0- 0		CONFERENCE		0- 4		1- 5		4- 2			
3- 5	0- 0	0- 0		HOME		0- 2		0- 3		3- 0			
2- 6	0- 0	0- 0		AWAY		0- 2		1- 2		1- 2			
0- 0	0- 0	0- 0		NEUTRAL		0- 0		0- 0		0- 0			
RPI S	Opponent	Score	RPI S	Opponent	Score	RPI S	Opponent	Score	RPI S	Opponent	Score		
						74 N	Towson	1 3	104 A	Maryland	0 3		
						77 A	Chattanooga	0 3	121 A	UNCG	0 3		
						77 H	Chattanooga	2 3	121 H	UNCG	1 3		
						84 A	Appalachian St.	0 3	135 A	Samford	0 3		
						95 H	Murray St.	0 3	135 H	Samford	2 3		
						100 A	Furman	1 3	137 A	ETSU	3 2		
						100 H	Furman	0 3	137 H	ETSU	0 3		
									172 H	High Point	0 3		
									180 N	Idaho	3 1		
									199 N	Penn	2 3		
									210 H	Fresno St.	0 3		
									212 A	Wofford	0 3		
									212 H	Wofford	3 2		
									225 N	George Mason	3 1		
									236 H	UNC Asheville	3 0		
									238 A	Howard	1 3		
									246 N	William & Mary	2 3		
									247 A	Mercer	1 3		
									247 H	Mercer	3 2		
									257 A	East Carolina	3 1		
									266 H	Georgia St.	3 2		
									280 A	Tennessee Tech	1 3		
									303 A	Citadel	3 2		
									303 H	Citadel	3 1		
									323 N	Hampton	3 0		
LAST 10 GAMES													
						77 H	Chattanooga	2 3	137 A	ETSU	3 2		
						135 H	Samford	2 3	212 A	Wofford	0 3		
						247 H	Mercer	3 2	121 H	UNCG	1 3		
						100 A	Furman	1 3	303 H	Citadel	3 1		
						303 A	Citadel	3 2	137 H	ETSU	0 3		

Non-Div. I Games:

Western Caro.

Average RPI Win:	246	WON-LOST RECORD	WINNING PCT. RANK	LAST 10 GAMES	STRENGTH OF SCHEDULE	OPP. STRENGTH OF SCHEDULE	TEAM RPI	ADJ RPI	CONF. RPI	ADJ CONF. RPI	
Average RPI Loss:	183										
DIV. I ONLY		13- 14	.48148 183	5- 5	252	277	218	.46298 221	26	26	
DIV. I NON-CONF.		7- 6	.53846 152	0- 0	246	252	202	.47339 202	27	27	
<hr/>											
TOTALS	RPI 1-25	RPI 26-50		W-L RECORDS	RPI 51-100		RPI 101-150		RPI 150+		
13- 14	0- 0	0- 0		OVERALL	1- 2		0- 3		12- 9		
5- 5	0- 0	0- 0		HOME	1- 1		0- 0		4- 4		
6- 5	0- 0	0- 0		AWAY	0- 0		0- 1		6- 4		
2- 4	0- 0	0- 0		NEUTRAL	0- 1		0- 2		2- 1		
<hr/>											
7- 6	0- 0	0- 0		NON-CONFERENCE	1- 1		0- 3		6- 2		
3- 0	0- 0	0- 0		HOME	1- 0		0- 0		2- 0		
2- 2	0- 0	0- 0		AWAY	0- 0		0- 1		2- 1		
2- 4	0- 0	0- 0		NEUTRAL	0- 1		0- 2		2- 1		
<hr/>											
6- 8	0- 0	0- 0		CONFERENCE	0- 1		0- 0		6- 7		
2- 5	0- 0	0- 0		HOME	0- 1		0- 0		2- 4		
4- 3	0- 0	0- 0		AWAY	0- 0		0- 0		4- 3		
0- 0	0- 0	0- 0		NEUTRAL	0- 0		0- 0		0- 0		
<hr/>											
RPI S	Opponent	Score	RPI S	Opponent	Score	RPI S	Opponent	Score	RPI S	Opponent	Score
						75 N	Cleveland St.	2 3	109 A	George Washington	1 3
						83 H	Coastal Caro.	0 3	142 N	Princeton	2 3
						97 H	Washington St.	3 1	147 N	UC Davis	0 3
									163 A	Liberty	3 1
									163 H	Liberty	1 3
									172 A	High Point	1 3
									172 H	High Point	2 3
									186 H	LIU Brooklyn	3 1
									197 N	DePaul	2 3
									214 A	Campbell	3 1
									214 H	Campbell	3 2
									219 N	Robert Morris	3 0
									236 A	UNC Asheville	0 3
									236 H	UNC Asheville	0 3
									245 A	Winthrop	2 3
									259 H	Elon	3 2
									266 A	Georgia St.	3 2
									284 A	Toledo	1 3
									306 H	Charleston So.	2 3
									308 A	Presbyterian	3 0
									310 A	Gardner-Webb	3 2
									310 H	Gardner-Webb	3 1
									319 A	Norfolk St.	3 0
									332 N	Grambling	3 0
			LAST 10 GAMES								
						236 A	UNC Asheville	0 3	308 A	Presbyterian	3 0
						310 A	Gardner-Webb	3 2	245 A	Winthrop	2 3
						172 H	High Point	2 3	306 H	Charleston So.	2 3
						214 H	Campbell	3 2	83 H	Coastal Caro.	0 3
						163 A	Liberty	3 1	214 A	Campbell	3 1

Average RPI Win:		218	WON-LOST RECORD		WINNING PCT. RANK		LAST 10 GAMES		STRENGTH OF SCHEDULE		OPP. STRENGTH OF SCHEDULE		TEAM RPI		ADJ RPI		CONF. RPI		ADJ CONF. RPI				
Average RPI Loss:		98																					
DIV. I ONLY			6- 20		.23077 295		2- 8		92		86		224		.46247 222		14		13				
DIV. I NON-CONF.			1- 11		.08333 312		0- 0		107		34		266		.42666 263		9		9				
TOTALS		RPI 1-25		RPI 26-50		W-L RECORDS		RPI 51-100		RPI 101-150		RPI 150+											
6- 20		0- 2		0- 3		OVERALL		0- 4		2- 7		4- 4											
4- 3		0- 0		0- 1		HOME		0- 1		2- 1		2- 0											
1- 11		0- 2		0- 2		AWAY		0- 1		0- 5		1- 1											
1- 6		0- 0		0- 0		NEUTRAL		0- 2		0- 1		1- 3											
1- 11		0- 2		0- 1		NON-CONFERENCE		0- 2		0- 3		1- 3											
0- 0		0- 0		0- 0		HOME		0- 0		0- 0		0- 0											
0- 5		0- 2		0- 1		AWAY		0- 0		0- 2		0- 0											
1- 6		0- 0		0- 0		NEUTRAL		0- 2		0- 1		1- 3											
5- 9		0- 0		0- 2		CONFERENCE		0- 2		2- 4		3- 1											
4- 3		0- 0		0- 1		HOME		0- 1		2- 1		2- 0											
1- 6		0- 0		0- 1		AWAY		0- 1		0- 3		1- 1											
0- 0		0- 0		0- 0		NEUTRAL		0- 0		0- 0		0- 0											
RPI	S	Opponent		Score		RPI	S	Opponent		Score		RPI	S	Opponent		Score		RPI	S	Opponent		Score	
6	A	Washington		0	3	27	A	Hawaii		0	3	54	A	Long Beach St.		0	3	101	A	Cal Poly		0	3
6	A	Washington		0	3	27	H	Hawaii		0	3	54	H	Long Beach St.		0	3	101	H	Cal Poly		0	3
						50	A	Arizona		0	3	56	N	Idaho St.		0	3	108	A	New Mexico		1	3
												58	N	Lipscomb		2	3	119	N	LSU		0	3
																		126	A	Utah		0	3
																		132	A	UC Irvine		0	3
																		132	H	UC Irvine		3	0
																		147	A	UC Davis		2	3
																		147	H	UC Davis		3	1
																		171	N	St. Mary's (CA)		2	3
																		186	N	LIU Brooklyn		1	3
																		194	N	South Dakota		0	3
																		215	A	UC Santa Barbara		3	1
																		215	H	UC Santa Barbara		3	2
																		228	A	UC Riverside		2	3
																		295	N	Florida A&M		3	1
																		302	H	Cal St. Fullerton		3	0
LAST 10 GAMES																							
						54	H	Long Beach St.		0	3	147	A	UC Davis		2	3						
						302	H	Cal St. Fullerton		3	0	215	H	UC Santa Barbara		3	2						
						27	H	Hawaii		0	3	101	H	Cal Poly		0	3						
						228	A	UC Riverside		2	3	54	A	Long Beach St.		0	3						
						132	A	UC Irvine		0	3	27	A	Hawaii		0	3						

Non-Div. I Games:

CSUN

Average RPI Win:		256	WON-LOST RECORD		WINNING PCT. RANK		LAST 10 GAMES		STRENGTH OF SCHEDULE		OPP. STRENGTH OF SCHEDULE		TEAM RPI		ADJ RPI		CONF. RPI		ADJ CONF. RPI				
Average RPI Loss:		124																					
DIV. I ONLY			7- 21		.25 286		4- 6		70		208		221		.46184 223		20		20				
DIV. I NON-CONF.			1- 11		.08333 312		0- 0		16		194		209		.46815 210		14		14				
TOTALS		RPI 1-25		RPI 26-50		W-L RECORDS		RPI 51-100		RPI 101-150		RPI 150+											
7- 21		0- 2		0- 1		OVERALL		0- 7		0- 4		7- 7											
2- 6		0- 0		0- 0		HOME		0- 2		0- 2		2- 2											
4- 9		0- 2		0- 0		AWAY		0- 4		0- 1		4- 2											
1- 6		0- 0		0- 1		NEUTRAL		0- 1		0- 1		1- 3											
1- 11		0- 2		0- 1		NON-CONFERENCE		0- 3		0- 1		1- 4											
0- 0		0- 0		0- 0		HOME		0- 0		0- 0		0- 0											
0- 5		0- 2		0- 0		AWAY		0- 2		0- 0		0- 1											
1- 6		0- 0		0- 1		NEUTRAL		0- 1		0- 1		1- 3											
6- 10		0- 0		0- 0		CONFERENCE		0- 4		0- 3		6- 3											
2- 6		0- 0		0- 0		HOME		0- 2		0- 2		2- 2											
4- 4		0- 0		0- 0		AWAY		0- 2		0- 1		4- 1											
0- 0		0- 0		0- 0		NEUTRAL		0- 0		0- 0		0- 0											
RPI	S	Opponent		Score		RPI	S	Opponent		Score		RPI	S	Opponent		Score							
6	A	Washington		0	3	44	N	Villanova		0	3	57	A	Ohio		0	3	102	H	Northern Ill.	2	3	
8	A	Penn St.		0	3							57	H	Ohio		0	3	122	A	Miami (OH)	0	3	
												60	A	Syracuse		0	3	122	H	Miami (OH)	0	3	
												78	A	Ole Miss		2	3	123	N	Southern Miss.	2	3	
												95	N	Murray St.		0	3	154	N	New Hampshire	0	3	
												98	A	Kent St.		0	3	165	H	Western Mich.	1	3	
												98	H	Kent St.		1	3	187	A	Eastern Mich.	3	2	
																		191	A	Ball St.	0	3	
																		192	N	Belmont	0	3	
																		237	N	Stony Brook	1	3	
																		253	A	Central Mich.	3	2	
																		255	A	Bowling Green	3	1	
																		255	H	Bowling Green	3	1	
																		264	N	Navy	3	0	
																		284	H	Toledo	3	1	
																		292	A	Canisius	1	3	
																		296	A	Akron	3	1	
																		296	H	Akron	1	3	
						LAST 10 GAMES																	
																		98	A	Kent St.	0	3	
																		57	A	Ohio	0	3	
																		122	H	Miami (OH)	0	3	
																		255	H	Bowling Green	3	1	
																		191	A	Ball St.	0	3	
																		296	A	Akron	3	1	
																		253	A	Central Mich.	3	2	
																		187	A	Eastern Mich.	3	2	
																		102	H	Northern Ill.	2	3	
																		165	H	Western Mich.	1	3	

Non-Div. I Games:

Buffalo

Average RPI Win: 238		WON-LOST RECORD		WINNING PCT. RANK		LAST 10 GAMES		STRENGTH OF SCHEDULE		OPP. STRENGTH OF SCHEDULE		TEAM RPI		ADJ RPI		CONF. RPI		ADJ CONF. RPI	
DIV. I ONLY		10- 21		.32258 257		2- 8		133		187		227		.46176 224		16		16	
DIV. I NON-CONF.		6- 9		.4 216		0- 0		182		171		208		.4704 208		19		19	
TOTALS		RPI 1-25		RPI 26-50		W-L RECORDS		RPI 51-100		RPI 101-150		RPI 150+							
10- 21		0- 1		0- 2		OVERALL		0- 6		0- 3		10- 9							
3- 7		0- 0		0- 0		HOME		0- 2		0- 1		3- 4							
5- 9		0- 0		0- 1		AWAY		0- 3		0- 1		5- 4							
2- 5		0- 1		0- 1		NEUTRAL		0- 1		0- 1		2- 1							
6- 9		0- 1		0- 2		NON-CONFERENCE		0- 2		0- 1		6- 3							
2- 0		0- 0		0- 0		HOME		0- 0		0- 0		2- 0							
2- 4		0- 0		0- 1		AWAY		0- 1		0- 0		2- 2							
2- 5		0- 1		0- 1		NEUTRAL		0- 1		0- 1		2- 1							
4- 12		0- 0		0- 0		CONFERENCE		0- 4		0- 2		4- 6							
1- 7		0- 0		0- 0		HOME		0- 2		0- 1		1- 4							
3- 5		0- 0		0- 0		AWAY		0- 2		0- 1		3- 2							
0- 0		0- 0		0- 0		NEUTRAL		0- 0		0- 0		0- 0							
RPI S	Opponent	Score		RPI S	Opponent	Score		RPI S	Opponent	Score		RPI S	Opponent	Score					
16 N	Missouri	0 3		40 A	Pittsburgh	0 3		64 A	Illinois St.	0 3		112 N	IUPUI	0 3					
				42 N	Southern Ill.	2 3		75 A	Cleveland St.	0 3		127 A	Valparaiso	0 3					
								75 H	Cleveland St.	0 3		127 H	Valparaiso	2 3					
								92 A	Oakland	0 3		152 A	Butler	0 3					
								92 H	Oakland	0 3		155 A	Green Bay	3 0					
								94 N	Portland	0 3		155 H	Green Bay	1 3					
												169 A	Milwaukee	2 3					
												169 H	Milwaukee	3 0					
												179 A	Duquesne	2 3					
												196 A	Northern Ky.	0 3					
												196 H	Northern Ky.	2 3					
												201 N	Colgate	3 1					
												219 H	Robert Morris	3 1					
												227 A	Wright St.	3 0					
												227 H	Wright St.	2 3					
												231 A	Ill.-Chicago	3 0					
												231 H	Ill.-Chicago	1 3					
												271 N	Bradley	2 3					
												284 A	Toledo	3 0					
												284 N	Toledo	3 1					
												292 A	Canisius	3 1					
												315 H	Saint Francis (PA)	3 1					
				LAST 10 GAMES															
				231 A Ill.-Chicago 3 0				75 H Cleveland St. 0 3											
				127 A Valparaiso 0 3				155 A Green Bay 3 0											
				227 H Wright St. 2 3				169 A Milwaukee 2 3											
				196 H Northern Ky. 2 3				127 H Valparaiso 2 3											
				92 H Oakland 0 3				231 H Ill.-Chicago 1 3											

Average RPI Win:	249	WON-LOST	WINNING	LAST 10	STRENGTH OF	OPP. STRENGTH	TEAM	ADJ	CONF.	ADJ CONF.	
Average RPI Loss:	135	RECORD	PCT. RANK	GAMES	SCHEDULE	OF SCHEDULE	RPI	RPI	RPI	RPI	
DIV. I ONLY	10- 19	.34483	242	4- 6	151	202	225	.4605	225	17	17
DIV. I NON-CONF.	6- 9	.4	216	1- 0	196	227	222	.45902	223	18	18
<hr/>											
TOTALS	RPI 1-25	RPI 26-50		W-L RECORDS		RPI 51-100		RPI 101-150		RPI 150+	
10- 19	0- 0	0- 2		OVERALL		0- 5		0- 5		10- 7	
3- 6	0- 0	0- 1		HOME		0- 3		0- 1		3- 1	
3- 9	0- 0	0- 1		AWAY		0- 2		0- 3		3- 3	
4- 4	0- 0	0- 0		NEUTRAL		0- 0		0- 1		4- 3	
6- 9	0- 0	0- 0		NON-CONFERENCE		0- 2		0- 3		6- 4	
1- 1	0- 0	0- 0		HOME		0- 1		0- 0		1- 0	
1- 4	0- 0	0- 0		AWAY		0- 1		0- 2		1- 1	
4- 4	0- 0	0- 0		NEUTRAL		0- 0		0- 1		4- 3	
4- 10	0- 0	0- 2		CONFERENCE		0- 3		0- 2		4- 3	
2- 5	0- 0	0- 1		HOME		0- 2		0- 1		2- 1	
2- 5	0- 0	0- 1		AWAY		0- 1		0- 1		2- 2	
0- 0	0- 0	0- 0		NEUTRAL		0- 0		0- 0		0- 0	
RPI S	Opponent	Score	RPI S	Opponent	Score	RPI S	Opponent	Score	RPI S	Opponent	Score
			29 A Dayton	0 3	59 A Colorado	1 3	104 A Maryland	0 3			
			29 H Dayton	0 3	70 A Saint Louis	1 3	109 A George Washington	1 3			
					70 H Saint Louis	0 3	109 H George Washington	0 3			
					80 H American	0 3	114 N San Francisco	0 3			
					99 H Rhode Island	1 3	120 A St. John's (NY)	0 3			
							174 A VCU	3 1			
							179 A Duquesne	2 3			
							179 H Duquesne	2 3			
							199 N Penn	3 2			
							203 A Air Force	0 3			
							220 N Western Caro.	1 3			
							226 N Georgetown	3 0			
							235 A UMES	3 1			
							238 H Howard	3 1			
							238 N Howard	3 1			
							241 A Davidson	1 3			
							272 N Weber St.	1 3			
							283 H Fordham	3 0			
							286 N Cornell	2 3			
							297 A La Salle	3 1			
							297 H La Salle	3 2			
							301 N Central Conn. St.	3 1			
			LAST 10 GAMES								
			179 H Duquesne	2 3	235 A UMES	3 1					
			297 H La Salle	3 2	99 H Rhode Island	1 3					
			29 A Dayton	0 3	283 H Fordham	3 0					
			70 A Saint Louis	1 3	297 A La Salle	3 1					
			109 H George Washington	0 3	179 A Duquesne	2 3					

Non-Div. I Games:

George Mason

Average RPI Win:	251	WON-LOST	WINNING	LAST 10	STRENGTH OF	OPP. STRENGTH	TEAM	ADJ	CONF.	ADJ CONF.	
Average RPI Loss:	114	RECORD	PCT. RANK	GAMES	SCHEDULE	OF SCHEDULE	RPI	RPI	RPI	RPI	
DIV. I ONLY	10- 20	.33333	248	2- 8	156	160	230	.46028	226	8	8
DIV. I NON-CONF.	6- 7	.46154	185	0- 0	222	277	220	.46181	220	7	7
<hr/>											
TOTALS	RPI 1-25	RPI 26-50		W-L RECORDS		RPI 51-100		RPI 101-150		RPI 150+	
10- 20	0- 1	0- 4		OVERALL		0- 5		1- 4		9- 6	
2- 7	0- 0	0- 2		HOME		0- 1		0- 3		2- 1	
3- 9	0- 1	0- 2		AWAY		0- 2		1- 1		2- 3	
5- 4	0- 0	0- 0		NEUTRAL		0- 2		0- 0		5- 2	
<hr/>											
6- 7	0- 0	0- 0		NON-CONFERENCE		0- 3		0- 1		6- 3	
0- 1	0- 0	0- 0		HOME		0- 0		0- 1		0- 0	
1- 2	0- 0	0- 0		AWAY		0- 1		0- 0		1- 1	
5- 4	0- 0	0- 0		NEUTRAL		0- 2		0- 0		5- 2	
<hr/>											
4- 13	0- 1	0- 4		CONFERENCE		0- 2		1- 3		3- 3	
2- 6	0- 0	0- 2		HOME		0- 1		0- 2		2- 1	
2- 7	0- 1	0- 2		AWAY		0- 1		1- 1		1- 2	
0- 0	0- 0	0- 0		NEUTRAL		0- 0		0- 0		0- 0	
<hr/>											
RPI S	Opponent	Score	RPI S	Opponent	Score	RPI S	Opponent	Score	RPI S	Opponent	Score
20	A Creighton	0 3	34	A Marquette	0 3	63	A James Madison	1 3	109	H George Washington	0 3
			34	H Marquette	0 3	70	A Xavier	1 3	120	A St. John's (NY)	1 3
			44	A Villanova	0 3	70	H Xavier	1 3	120	H St. John's (NY)	0 3
			44	H Villanova	0 3	80	N American	1 3	146	A Seton Hall	3 2
						98	N Kent St.	1 3	146	H Seton Hall	2 3
									152	A Butler	1 3
									152	H Butler	0 3
									197	A DePaul	0 3
									197	H DePaul	3 2
									207	N Georgia	3 1
									219	N Robert Morris	1 3
									225	N George Mason	0 3
									238	N Howard	3 2
									250	A Providence	3 1
									250	H Providence	3 1
									283	A Fordham	2 3
									285	N Niagara	3 0
									288	A Morgan St.	3 0
									319	N Norfolk St.	3 0
									328	N N.C. Central	3 0
			LAST 10 GAMES								
			70	H Xavier	1 3	146	A Seton Hall	3 2			
			152	H Butler	0 3	250	H Providence	3 1			
			34	A Marquette	0 3	120	H St. John's (NY)	0 3			
			197	A DePaul	0 3	152	A Butler	1 3			
			44	A Villanova	0 3	70	A Xavier	1 3			

Non-Div. I Games:

Georgetown

Average RPI Win:	253	WON-LOST RECORD	WINNING PCT. RANK	LAST 10 GAMES	STRENGTH OF SCHEDULE	OPP. STRENGTH OF SCHEDULE	TEAM RPI	ADJ RPI	CONF. RPI	ADJ CONF. RPI		
DIV. I ONLY		15- 16	.48387	176	3- 7	270	242	222	.45965	227	16	16
DIV. I NON-CONF.		11- 4	.73333	70	0- 0	313	288	191	.4796	193	19	19
<hr/>												
TOTALS	RPI 1-25	RPI 26-50		W-L RECORDS		RPI 51-100		RPI 101-150		RPI 150+		
15- 16	0- 0	0- 0		OVERALL		1- 3		0- 5		14- 8		
9- 7	0- 0	0- 0		HOME		0- 2		0- 1		9- 4		
4- 7	0- 0	0- 0		AWAY		1- 1		0- 2		3- 4		
2- 2	0- 0	0- 0		NEUTRAL		0- 0		0- 2		2- 0		
11- 4	0- 0	0- 0		NON-CONFERENCE		0- 0		0- 3		11- 1		
7- 1	0- 0	0- 0		HOME		0- 0		0- 0		7- 1		
2- 1	0- 0	0- 0		AWAY		0- 0		0- 1		2- 0		
2- 2	0- 0	0- 0		NEUTRAL		0- 0		0- 2		2- 0		
4- 12	0- 0	0- 0		CONFERENCE		1- 3		0- 2		3- 7		
2- 6	0- 0	0- 0		HOME		0- 2		0- 1		2- 3		
2- 6	0- 0	0- 0		AWAY		1- 1		0- 1		1- 4		
0- 0	0- 0	0- 0		NEUTRAL		0- 0		0- 0		0- 0		
<hr/>												
RPI S	Opponent	Score	RPI S	Opponent	Score	RPI S	Opponent	Score	RPI S	Opponent	Score	
						75 A	Cleveland St.	1 3	111 N	Loyola Chicago	0 3	
						75 H	Cleveland St.	1 3	122 A	Miami (OH)	0 3	
						92 A	Oakland	3 1	127 A	Valparaiso	0 3	
						92 H	Oakland	0 3	127 H	Valparaiso	0 3	
									133 N	North Florida	2 3	
									155 A	Green Bay	0 3	
									155 H	Green Bay	1 3	
									169 A	Milwaukee	2 3	
									169 H	Milwaukee	3 0	
									196 A	Northern Ky.	0 3	
									196 H	Northern Ky.	3 0	
									224 A	Youngstown St.	3 2	
									224 H	Youngstown St.	0 3	
									231 A	Ill.-Chicago	2 3	
									231 H	Ill.-Chicago	1 3	
									236 N	UNC Asheville	3 0	
									255 A	Bowling Green	3 0	
									267 H	Evansville	3 0	
									277 N	IPFW	3 1	
									278 H	Morehead St.	3 1	
									280 H	Tennessee Tech	3 0	
									285 H	Niagara	3 1	
									296 H	Akron	3 1	
									296 H	Akron	2 3	
									303 A	Citadel	3 1	
									315 H	Saint Francis (PA)	3 0	
									315 H	Saint Francis (PA)	3 0	

Non-Div. I Games:

Wright St.

Average RPI Win:		249	WON-LOST RECORD		WINNING PCT. RANK		LAST 10 GAMES		STRENGTH OF SCHEDULE		OPP. STRENGTH OF SCHEDULE		TEAM RPI		ADJ RPI		CONF. RPI		ADJ CONF. RPI				
DIV. I ONLY			10- 17		.37037 232		4- 6		215		122		232		.45925 228		14		13				
DIV. I NON-CONF.			5- 8		.38462 228		0- 0		207		137		221		.46063 221		9		9				
TOTALS		RPI 1-25		RPI 26-50				W-L RECORDS				RPI 51-100				RPI 101-150				RPI 150+			
10- 17		0- 0		0- 5				OVERALL				0- 3				1- 5				9- 4			
4- 3		0- 0		0- 1				HOME				0- 0				1- 2				3- 0			
3- 9		0- 0		0- 2				AWAY				0- 2				0- 3				3- 2			
3- 5		0- 0		0- 2				NEUTRAL				0- 1				0- 0				3- 2			
5- 8		0- 0		0- 3				NON-CONFERENCE				0- 2				0- 0				5- 3			
0- 0		0- 0		0- 0				HOME				0- 0				0- 0				0- 0			
2- 3		0- 0		0- 1				AWAY				0- 1				0- 0				2- 1			
3- 5		0- 0		0- 2				NEUTRAL				0- 1				0- 0				3- 2			
5- 9		0- 0		0- 2				CONFERENCE				0- 1				1- 5				4- 1			
4- 3		0- 0		0- 1				HOME				0- 0				1- 2				3- 0			
1- 6		0- 0		0- 1				AWAY				0- 1				0- 3				1- 1			
0- 0		0- 0		0- 0				NEUTRAL				0- 0				0- 0				0- 0			
RPI	S	Opponent		Score		RPI	S	Opponent		Score		RPI	S	Opponent		Score							
						27	A	Hawaii		1	3	54	A	Long Beach St.		0	3	101	A	Cal Poly		0	3
						27	H	Hawaii		0	3	72	N	Sacramento St.		1	3	101	H	Cal Poly		0	3
						36	A	Santa Clara		0	3	94	A	Portland		0	3	132	A	UC Irvine		0	3
						41	N	Northern Ariz.		1	3							132	H	UC Irvine		0	3
						45	N	Boise St.		1	3							147	A	UC Davis		1	3
																		147	H	UC Davis		3	2
																		175	N	Nevada		2	3
																		193	N	Rutgers		0	3
																		210	A	Fresno St.		0	3
																		211	A	San Jose St.		3	2
																		215	A	UC Santa Barbara		1	3
																		215	H	UC Santa Barbara		3	0
																		222	H	CSUN		3	2
																		253	N	Central Mich.		3	0
																		272	N	Weber St.		3	1
																		282	A	Grand Canyon		3	1
																		282	N	Grand Canyon		3	0
																		302	A	Cal St. Fullerton		3	0
																		302	H	Cal St. Fullerton		3	2
						LAST 10 GAMES																	
						215	H	UC Santa Barbara		3	0	132	H	UC Irvine		0	3						
						101	H	Cal Poly		0	3	147	H	UC Davis		3	2						
						302	A	Cal St. Fullerton		3	0	101	A	Cal Poly		0	3						
						222	H	CSUN		3	2	215	A	UC Santa Barbara		1	3						
						27	A	Hawaii		1	3	132	A	UC Irvine		0	3						

Non-Div. I Games:

UC Riverside

Average RPI Win: 264		WON-LOST	WINNING	LAST 10	STRENGTH OF		OPP. STRENGTH	TEAM	ADJ		CONF.	ADJ CONF.
Average RPI Loss: 176		RECORD	PCT. RANK	GAMES	SCHEDULE		OF SCHEDULE	RPI	RPI		RPI	RPI
DIV. I ONLY		14- 16	.46667	187	1- 9		253	276	226	.45905	229	24
DIV. I NON-CONF.		10- 4	.71429	79	0- 0		264	304	160	.50215	164	24
TOTALS		RPI 1-25	RPI 26-50		W-L RECORDS		RPI 51-100		RPI 101-150		RPI 150+	
14- 16	0- 0	0- 0		OVERALL		0- 4		0- 2		14- 10		
10- 4	0- 0	0- 0		HOME		0- 1		0- 1		10- 2		
1- 10	0- 0	0- 0		AWAY		0- 2		0- 1		1- 7		
3- 2	0- 0	0- 0		NEUTRAL		0- 1		0- 0		3- 1		
10- 4	0- 0	0- 0		NON-CONFERENCE		0- 2		0- 1		10- 1		
6- 0	0- 0	0- 0		HOME		0- 0		0- 0		6- 0		
1- 2	0- 0	0- 0		AWAY		0- 1		0- 1		1- 0		
3- 2	0- 0	0- 0		NEUTRAL		0- 1		0- 0		3- 1		
4- 12	0- 0	0- 0		CONFERENCE		0- 2		0- 1		4- 9		
4- 4	0- 0	0- 0		HOME		0- 1		0- 1		4- 2		
0- 8	0- 0	0- 0		AWAY		0- 1		0- 0		0- 7		
0- 0	0- 0	0- 0		NEUTRAL		0- 0		0- 0		0- 0		
RPI S	Opponent	Score	RPI S	Opponent	Score	RPI S	Opponent	Score	RPI S	Opponent	Score	
						65 A	Rice	1 3	103 A	Texas St.	0 3	
						76 A	A&M-Corpus Christi	0 3	134 H	Central Ark.	0 3	
						76 H	A&M-Corpus Christi	1 3	164 A	Stephen F. Austin	1 3	
						91 N	Indiana	1 3	164 H	Stephen F. Austin	1 3	
									184 H	Marist	3 0	
									198 A	Sam Houston St.	1 3	
									198 H	Sam Houston St.	3 2	
									202 A	Houston Baptist	2 3	
									202 H	Houston Baptist	3 1	
									208 H	McNeese St.	3 1	
									230 A	Abilene Christian	1 3	
									240 H	Tulane	3 1	
									248 A	New Orleans	0 3	
									251 N	La.-Monroe	2 3	
									252 A	Louisiana Tech	3 2	
									256 A	Southeastern La.	0 3	
									262 H	UTRGV	3 1	
									275 H	Northwestern St.	0 3	
									276 A	Incarnate Word	1 3	
									289 H	Nicholls St.	3 1	
									291 H	UAB	3 0	
									305 H	Texas Southern	3 1	
									305 N	Texas Southern	3 0	
									316 H	Jackson St.	3 0	
									322 N	Prairie View	3 0	
									325 N	Southern U.	3 0	
LAST 10 GAMES												
						76 H	A&M-Corpus Christi	1 3	202 A	Houston Baptist	2 3	
						202 H	Houston Baptist	3 1	76 A	A&M-Corpus Christi	0 3	
						256 A	Southeastern La.	0 3	164 H	Stephen F. Austin	1 3	
						248 A	New Orleans	0 3	275 H	Northwestern St.	0 3	
						164 A	Stephen F. Austin	1 3	134 H	Central Ark.	0 3	

Non-Div. I Games:

Lamar

Average RPI Win:		249	WON-LOST RECORD		WINNING PCT. RANK		LAST 10 GAMES		STRENGTH OF SCHEDULE		OPP. STRENGTH OF SCHEDULE		TEAM RPI		ADJ RPI		CONF. RPI		ADJ CONF. RPI	
DIV. I ONLY			9- 20		.31034 267		5- 5		122		196		228		.45821 230		24		24	
DIV. I NON-CONF.			0- 13		0 319		0- 0		39		74		251		.4356 251		24		24	
TOTALS		RPI 1-25		RPI 26-50		W-L RECORDS		RPI 51-100		RPI 101-150		RPI 150+								
9- 20		0- 1		0- 4		OVERALL		0- 4		0- 3		9- 8								
6- 2		0- 0		0- 0		HOME		0- 0		0- 0		6- 2								
3- 10		0- 1		0- 1		AWAY		0- 3		0- 2		3- 3								
0- 8		0- 0		0- 3		NEUTRAL		0- 1		0- 1		0- 3								
0- 13		0- 1		0- 4		NON-CONFERENCE		0- 3		0- 2		0- 3								
0- 0		0- 0		0- 0		HOME		0- 0		0- 0		0- 0								
0- 5		0- 1		0- 1		AWAY		0- 2		0- 1		0- 0								
0- 8		0- 0		0- 3		NEUTRAL		0- 1		0- 1		0- 3								
9- 7		0- 0		0- 0		CONFERENCE		0- 1		0- 1		9- 5								
6- 2		0- 0		0- 0		HOME		0- 0		0- 0		6- 2								
3- 5		0- 0		0- 0		AWAY		0- 1		0- 1		3- 3								
0- 0		0- 0		0- 0		NEUTRAL		0- 0		0- 0		0- 0								
RPI	S	Opponent		Score		RPI	S	Opponent		Score		RPI	S	Opponent		Score				
14	A	Texas A&M		1	3	30	N	Wichita St.		0	3	69	N	New Mexico St.		0	3			
						38	A	TCU		0	3	76	A	A&M-Corpus Christi		1	3			
						45	N	Boise St.		0	3	87	A	Denver		0	3			
						50	N	Arizona		0	3	89	A	North Texas		2	3			

Non-Div. I Games:

Abilene Christian

Average RPI Win:	235	WON-LOST	WINNING	LAST 10	STRENGTH OF	OPP. STRENGTH	TEAM	ADJ	CONF.	ADJ CONF.	
Average RPI Loss:	146	RECORD	PCT. RANK	GAMES	SCHEDULE	OF SCHEDULE	RPI	RPI	RPI	RPI	
DIV. I ONLY	12- 19	.3871	227	1- 9	210	203	233	.45815	231	16	16
DIV. I NON-CONF.	7- 8	.46667	180	0- 1	277	204	241	.44725	240	19	19
<hr/>											
TOTALS	RPI 1-25	RPI 26-50		W-L RECORDS		RPI 51-100		RPI 101-150		RPI 150+	
12- 19	0- 0	0- 0		OVERALL		1- 7		0- 2		11- 10	
6- 7	0- 0	0- 0		HOME		0- 3		0- 1		6- 3	
4- 8	0- 0	0- 0		AWAY		0- 3		0- 1		4- 4	
2- 4	0- 0	0- 0		NEUTRAL		1- 1		0- 0		1- 3	
7- 8	0- 0	0- 0		NON-CONFERENCE		1- 3		0- 0		6- 5	
4- 1	0- 0	0- 0		HOME		0- 1		0- 0		4- 0	
1- 3	0- 0	0- 0		AWAY		0- 1		0- 0		1- 2	
2- 4	0- 0	0- 0		NEUTRAL		1- 1		0- 0		1- 3	
5- 11	0- 0	0- 0		CONFERENCE		0- 4		0- 2		5- 5	
2- 6	0- 0	0- 0		HOME		0- 2		0- 1		2- 3	
3- 5	0- 0	0- 0		AWAY		0- 2		0- 1		3- 2	
0- 0	0- 0	0- 0		NEUTRAL		0- 0		0- 0		0- 0	
RPI S	Opponent	Score	RPI S	Opponent	Score	RPI S	Opponent	Score	RPI S	Opponent	Score
						52 N	UNI	3 2	127 A	Valparaiso	1 3
						64 H	Illinois St.	1 3	127 H	Valparaiso	0 3
						75 A	Cleveland St.	0 3	152 A	Butler	0 3
						75 H	Cleveland St.	1 3	155 A	Green Bay	0 3
						86 N	Cincinnati	1 3	155 H	Green Bay	0 3
						87 A	Denver	0 3	169 A	Milwaukee	2 3
						92 A	Oakland	0 3	169 H	Milwaukee	3 2
						92 H	Oakland	0 3	189 N	Eastern Ill.	1 3
									196 A	Northern Ky.	3 1
									196 H	Northern Ky.	1 3
									197 A	DePaul	0 3
									224 A	Youngstown St.	3 1
									224 H	Youngstown St.	0 3
									227 A	Wright St.	3 1
									227 H	Wright St.	3 2
									230 N	Abilene Christian	3 1
									253 N	Central Mich.	2 3
									258 N	Montana	2 3
									277 A	IPFW	3 1
									288 H	Morgan St.	3 0
									301 H	Central Conn. St.	3 0
									311 H	Chicago St.	3 1
									312 H	Western Ill.	3 0
LAST 10 GAMES											
						224 H	Youngstown St.	0 3	92 A	Oakland	0 3
						75 H	Cleveland St.	1 3	127 H	Valparaiso	0 3
						155 A	Green Bay	0 3	227 H	Wright St.	3 2
						169 A	Milwaukee	2 3	196 H	Northern Ky.	1 3
						197 A	DePaul	0 3	75 A	Cleveland St.	0 3

Non-Div. I Games:

Ill.-Chicago

Average RPI Win:	263	WON-LOST RECORD	WINNING PCT. RANK	LAST 10 GAMES	STRENGTH OF SCHEDULE	OPP. STRENGTH OF SCHEDULE	TEAM RPI	ADJ RPI	CONF. RPI	ADJ CONF. RPI	
DIV. I ONLY		10- 18	.35714 237	4- 6	185	185	234	.45781 232	15	15	
DIV. I NON-CONF.		5- 7	.41667 204	0- 0	281	219	258	.42999 257	16	16	
<hr/>											
TOTALS	RPI 1-25	RPI 26-50		W-L RECORDS	RPI 51-100		RPI 101-150		RPI 150+		
10- 18	0- 2	0- 0		OVERALL	0- 4		0- 7		10- 5		
4- 9	0- 1	0- 0		HOME	0- 2		0- 2		4- 4		
4- 6	0- 1	0- 0		AWAY	0- 2		0- 3		4- 0		
2- 3	0- 0	0- 0		NEUTRAL	0- 0		0- 2		2- 1		
<hr/>											
5- 7	0- 0	0- 0		NON-CONFERENCE	0- 2		0- 2		5- 3		
2- 3	0- 0	0- 0		HOME	0- 1		0- 0		2- 2		
1- 1	0- 0	0- 0		AWAY	0- 1		0- 0		1- 0		
2- 3	0- 0	0- 0		NEUTRAL	0- 0		0- 2		2- 1		
<hr/>											
5- 11	0- 2	0- 0		CONFERENCE	0- 2		0- 5		5- 2		
2- 6	0- 1	0- 0		HOME	0- 1		0- 2		2- 2		
3- 5	0- 1	0- 0		AWAY	0- 1		0- 3		3- 0		
0- 0	0- 0	0- 0		NEUTRAL	0- 0		0- 0		0- 0		
<hr/>											
RPI S	Opponent	Score	RPI S	Opponent	Score	RPI S	Opponent	Score	RPI S	Opponent	Score
18 A	Arkansas St.	0 3				84 A	Appalachian St.	0 3	103 A	Texas St.	0 3
18 H	Arkansas St.	0 3				84 H	Appalachian St.	0 3	110 N	Georgia Tech	0 3
						85 A	Fla. Atlantic	0 3	113 N	Kennesaw St.	2 3
						88 H	FGCU	2 3	116 A	Texas-Arlington	1 3
									116 H	Texas-Arlington	0 3
									128 A	Little Rock	1 3
									128 H	Little Rock	0 3
									160 H	South Ala.	1 3
									177 H	Troy	3 1
									207 A	Georgia	3 1
									216 N	Stetson	2 3
									244 H	Tennessee St.	1 3
									245 H	Winthrop	1 3
									251 A	La.-Monroe	3 0
									251 H	La.-Monroe	2 3
									261 N	Bethune-Cookman	3 0
									266 A	Georgia St.	3 2
									266 H	Georgia St.	3 0
									269 N	Binghamton	3 0
									290 A	La.-Lafayette	3 1
									311 H	Chicago St.	3 1
									331 H	Savannah St.	3 0
<hr/>											
			LAST 10 GAMES								
			177 H	Troy	3 1		116 H	Texas-Arlington	0 3		
			266 A	Georgia St.	3 2		84 H	Appalachian St.	0 3		
			84 A	Appalachian St.	0 3		290 A	La.-Lafayette	3 1		
			128 A	Little Rock	1 3		251 A	La.-Monroe	3 0		
			18 A	Arkansas St.	0 3		18 H	Arkansas St.	0 3		

Non-Div. I Games:

Ga. Southern

Average RPI Win: 215		WON-LOST	WINNING	LAST 10	STRENGTH OF		OPP. STRENGTH	TEAM	ADJ	CONF.	ADJ CONF.
Average RPI Loss: 122		RECORD	PCT. RANK	GAMES	SCHEDULE		OF SCHEDULE	RPI	RPI	RPI	RPI
DIV. I ONLY		8- 22	.26667	282	4- 6		118	120	235	.45691	233
DIV. I NON-CONF.		2- 12	.14286	305	0- 0		130	113	269	.42472	267
TOTALS		RPI 1-25	RPI 26-50		W-L RECORDS		RPI 51-100		RPI 101-150		RPI 150+
8- 22	0- 1	0- 2		OVERALL		1- 7		0- 4		7- 8	
4- 12	0- 1	0- 2		HOME		0- 4		0- 1		4- 4	
3- 7	0- 0	0- 0		AWAY		1- 2		0- 2		2- 3	
1- 3	0- 0	0- 0		NEUTRAL		0- 1		0- 1		1- 1	
2- 12	0- 0	0- 2		NON-CONFERENCE		0- 3		0- 3		2- 4	
1- 7	0- 0	0- 2		HOME		0- 2		0- 1		1- 2	
0- 2	0- 0	0- 0		AWAY		0- 0		0- 1		0- 1	
1- 3	0- 0	0- 0		NEUTRAL		0- 1		0- 1		1- 1	
6- 10	0- 1	0- 0		CONFERENCE		1- 4		0- 1		5- 4	
3- 5	0- 1	0- 0		HOME		0- 2		0- 0		3- 2	
3- 5	0- 0	0- 0		AWAY		1- 2		0- 1		2- 2	
0- 0	0- 0	0- 0		NEUTRAL		0- 0		0- 0		0- 0	
RPI S Opponent	Score		RPI S Opponent	Score		RPI S Opponent	Score		RPI S Opponent	Score	
19 H Western Ky.	1	3	43 H Missouri St.	0	3	65 A Rice	3	2	107 A Virginia Tech	0	3
			48 H Kansas St.	0	3	65 H Rice	0	3	114 N San Francisco	0	3
						73 A UTSA	0	3	123 A Southern Miss.	0	3
						75 H Cleveland St.	0	3	149 H Seattle	1	3
						77 N Chattanooga	1	3	151 H FIU	3	2
						85 H Fla. Atlantic	0	3	157 A Marshall	1	3
						89 A North Texas	1	3	157 H Marshall	2	3
						91 H Indiana	2	3	163 N Liberty	3	0
									174 H VCU	0	3
									190 N Southern Utah	0	3
									195 A UTEP	1	3
									205 H Notre Dame	1	3
									209 H Charlotte	2	3
									249 A Utah St.	1	3
									252 A Louisiana Tech	3	0
									252 H Louisiana Tech	3	1
									255 H Bowling Green	3	0
									291 A UAB	3	0
									291 H UAB	3	0
			LAST 10 GAMES								
			157 H Marshall	2	3	151 H FIU	3	2			
			89 A North Texas	1	3	65 H Rice	0	3			
			209 H Charlotte	2	3	157 A Marshall	1	3			
			291 A UAB	3	0	85 H Fla. Atlantic	0	3			
			252 A Louisiana Tech	3	0	65 A Rice	3	2			

Non-Div. I Games:

Middle Tenn.

Average RPI Win:	278	WON-LOST	WINNING	LAST 10	STRENGTH OF	OPP. STRENGTH	TEAM	ADJ	CONF.	ADJ CONF.	
Average RPI Loss:	184	RECORD	PCT. RANK	GAMES	SCHEDULE	OF SCHEDULE	RPI	RPI	RPI	RPI	
DIV. I ONLY	14- 12	.53846	143	5- 5	291	281	229	.45629	234	25	25
DIV. I NON-CONF.	6- 4	.6	132	0- 0	320	303	243	.43918	246	26	26
<hr/>											
TOTALS	RPI 1-25	RPI 26-50		W-L RECORDS		RPI 51-100		RPI 101-150		RPI 150+	
14- 12	0- 0	0- 0		OVERALL		0- 2		1- 3		13- 7	
6- 4	0- 0	0- 0		HOME		0- 1		1- 1		5- 2	
3- 7	0- 0	0- 0		AWAY		0- 1		0- 2		3- 4	
5- 1	0- 0	0- 0		NEUTRAL		0- 0		0- 0		5- 1	
<hr/>											
6- 4	0- 0	0- 0		NON-CONFERENCE		0- 0		0- 0		6- 4	
1- 1	0- 0	0- 0		HOME		0- 0		0- 0		1- 1	
0- 2	0- 0	0- 0		AWAY		0- 0		0- 0		0- 2	
5- 1	0- 0	0- 0		NEUTRAL		0- 0		0- 0		5- 1	
<hr/>											
8- 8	0- 0	0- 0		CONFERENCE		0- 2		1- 3		7- 3	
5- 3	0- 0	0- 0		HOME		0- 1		1- 1		4- 1	
3- 5	0- 0	0- 0		AWAY		0- 1		0- 2		3- 2	
0- 0	0- 0	0- 0		NEUTRAL		0- 0		0- 0		0- 0	
<hr/>											
RPI S	Opponent	Score	RPI S	Opponent	Score	RPI S	Opponent	Score	RPI S	Opponent	Score
						80 A American	0	3	125 A Army West Point	0	3
						80 H American	0	3	125 H Army West Point	3	1
						150 A Lehigh	0	3			
						150 H Lehigh	2	3			
						183 N Fairfield	3	0			
						184 A Marist	1	3			
						201 A Colgate	0	3			
						201 H Colgate	0	3			
						218 N Bryant	0	3			
						250 H Providence	1	3			
						254 N Brown	3	2			
						264 A Navy	2	3			
						264 H Navy	3	2			
						297 N La Salle	3	0			
						299 N NJIT	3	0			
						300 A Lafayette	3	2			
						300 H Lafayette	3	0			
						301 A Central Conn. St.	1	3			
						307 A Loyola Maryland	3	0			
						307 H Loyola Maryland	3	0			
309 A Holy Cross	3	1									
						309 H Holy Cross	3	0			
						317 N Hartford	3	1			
						321 H Delaware St.	3	0			
						LAST 10 GAMES					
						309 H Holy Cross	3	0	264 A Navy	2	3
						125 H Army West Point	3	1	80 A American	0	3
						307 A Loyola Maryland	3	0	125 A Army West Point	0	3
150 A Lehigh	0	3	309 A Holy Cross	3	1						
300 H Lafayette	3	0	201 A Colgate	0	3						

Non-Div. I Games:

Bucknell

U
M
E
S

UMES		Through Games Of Though Nov. 15, 2015											
Average RPI Win:	301	WON-LOST	WINNING	LAST 10	STRENGTH OF	OPP. STRENGTH	TEAM	ADJ	CONF.	ADJ CONF.			
Average RPI Loss:	212 <th>RECORD</th> <th>PCT. RANK</th> <th>GAMES</th> <th>SCHEDULE</th> <th>OF SCHEDULE</th> <th>RPI</th> <th>RPI</th> <th>RPI</th> <th>RPI</th> <th colspan="2"></th>	RECORD	PCT. RANK	GAMES	SCHEDULE	OF SCHEDULE	RPI	RPI	RPI	RPI			
DIV. I ONLY		22- 6	.78571	31	7- 3		330	318	231	.45519	235	31	31
DIV. I NON-CONF.		10- 3	.76923	50	2- 1		324	306	199	.47515	201	31	31

TOTALS		RPI 1-25		RPI 26-50		W-L RECORDS		RPI 51-100		RPI 101-150		RPI 150+	
22- 6	0- 0			0- 0	OVERALL		0- 1		0- 0		22- 5		
15- 3	0- 0			0- 0	HOME		0- 0		0- 0		15- 3		
6- 2	0- 0			0- 0	AWAY		0- 1		0- 0		6- 1		
1- 1	0- 0			0- 0	NEUTRAL		0- 0		0- 0		1- 1		
10- 3	0- 0			0- 0	NON-CONFERENCE		0- 1		0- 0		10- 2		
8- 1	0- 0			0- 0	HOME		0- 0		0- 0		8- 1		
1- 1	0- 0			0- 0	AWAY		0- 1		0- 0		1- 0		
1- 1	0- 0			0- 0	NEUTRAL		0- 0		0- 0		1- 1		
12- 3	0- 0			0- 0	CONFERENCE		0- 0		0- 0		12- 3		
7- 2	0- 0			0- 0	HOME		0- 0		0- 0		7- 2		
5- 1	0- 0			0- 0	AWAY		0- 0		0- 0		5- 1		
0- 0	0- 0			0- 0	NEUTRAL		0- 0		0- 0		0- 0		
RPI S	Opponent	Score	RPI S	Opponent	Score	RPI S	Opponent	Score	RPI S	Opponent	Score		
						66 A	UNCW	0 3	174 A	VCU	3 1		
									216 N	Stetson	0 3		
									225 H	George Mason	1 3		
									238 A	Howard	1 3		
									238 H	Howard	0 3		
									260 H	Manhattan	3 1		
									279 A	Coppin St.	3 0		
									279 H	Coppin St.	3 1		
									281 H	Rider	3 1		
									281 H	Rider	3 2		
									288 A	Morgan St.	3 0		
									288 H	Morgan St.	1 3		
									297 H	La Salle	3 0		
									307 H	Loyola Maryland	3 2		
									308 N	Presbyterian	3 1		
									319 A	Norfolk St.	3 0		
									319 H	Norfolk St.	3 1		
									320 H	N.C. A&T	3 0		
									321 A	Delaware St.	3 0		
									321 H	Delaware St.	3 0		
									321 H	Delaware St.	3 0		
									323 A	Hampton	3 0		
									323 H	Hampton	3 0		
									326 H	UMass Lowell	3 1		
									326 H	UMass Lowell	3 0		
									328 H	N.C. Central	3 0		
									330 H	Quinnipiac	3 0		
LAST 10 GAMES													
						319 H	Norfolk St.	3 1	288 H	Morgan St.	1 3		
						174 A	VCU	3 1	225 H	George Mason	1 3		
						321 A	Delaware St.	3 0	238 A	Howard	1 3		
						319 A	Norfolk St.	3 0	297 H	La Salle	3 0		
						279 H	Coppin St.	3 1	323 A	Hampton	3 0		

U
M
E
S

Non-Div. I Games:

UMES

Average RPI Win:	271	WON-LOST RECORD	WINNING PCT. RANK	LAST 10 GAMES	STRENGTH OF SCHEDULE	OPP. STRENGTH OF SCHEDULE	TEAM RPI	ADJ RPI	CONF. RPI	ADJ CONF. RPI	
DIV. I ONLY	14- 11	.56	134	6- 4	302	289	237	.45496	236	26	26
DIV. I NON-CONF.	6- 5	.54545	146	0- 0	310	309	250	.43694	249	27	27

TOTALS	RPI 1-25	RPI 26-50		W-L RECORDS		RPI 51-100		RPI 101-150		RPI 150+	
14- 11	0- 0	0- 0		OVERALL		0- 1		0- 1		14- 9	
9- 2	0- 0	0- 0		HOME		0- 0		0- 0		9- 2	
4- 6	0- 0	0- 0		AWAY		0- 1		0- 0		4- 5	
1- 3	0- 0	0- 0		NEUTRAL		0- 0		0- 1		1- 2	
6- 5	0- 0	0- 0		NON-CONFERENCE		0- 0		0- 1		6- 4	
4- 0	0- 0	0- 0		HOME		0- 0		0- 0		4- 0	
1- 2	0- 0	0- 0		AWAY		0- 0		0- 0		1- 2	
1- 3	0- 0	0- 0		NEUTRAL		0- 0		0- 1		1- 2	
8- 6	0- 0	0- 0		CONFERENCE		0- 1		0- 0		8- 5	
5- 2	0- 0	0- 0		HOME		0- 0		0- 0		5- 2	
3- 4	0- 0	0- 0		AWAY		0- 1		0- 0		3- 3	
0- 0	0- 0	0- 0		NEUTRAL		0- 0		0- 0		0- 0	
RPI	S	Opponent	Score	RPI	S	Opponent	Score	RPI	S	Opponent	Score
						83 A Coastal Caro.	0 3			133 N North Florida	0 3
										163 A Liberty	2 3
										163 H Liberty	3 1
										172 H High Point	2 3
										209 A Charlotte	0 3
										213 N USC Upstate	1 3
										214 H Campbell	3 1
										220 A Western Caro.	0 3
										221 A Radford	3 0
										221 H Radford	3 0
										227 N Wright St.	0 3
										241 N Davidson	3 1
										245 A Winthrop	0 3
										245 H Winthrop	1 3
										248 H New Orleans	3 1
										303 A Citadel	3 2
										303 H Citadel	3 1
										306 A Charleston So.	3 2
										308 A Presbyterian	3 0
										308 H Presbyterian	3 0
										310 A Gardner-Webb	1 3
										310 H Gardner-Webb	3 1
										318 H Alabama A&M	3 0
										329 H South Carolina St.	3 1
		</									

Non-Div. I Games: Montreat 3 0

UNC Asheville

Average RPI Win: 287		WON-LOST RECORD		WINNING PCT. RANK		LAST 10 GAMES		STRENGTH OF SCHEDULE		OPP. STRENGTH OF SCHEDULE		TEAM RPI		ADJ RPI		CONF. RPI		ADJ CONF. RPI	
DIV. I ONLY		12- 18		.4 222		5- 5		226		248		239		.45494 237		28		28	
DIV. I NON-CONF.		6- 12		.33333 249		2- 0		114		172		204		.47309 203		28		28	
TOTALS		RPI 1-25		RPI 26-50		W-L RECORDS		RPI 51-100		RPI 101-150		RPI 150+							
12- 18		0- 1		0- 2		OVERALL		0- 3		0- 5		12- 7							
7- 5		0- 0		0- 0		HOME		0- 1		0- 3		7- 1							
3- 8		0- 1		0- 1		AWAY		0- 1		0- 1		3- 4							
2- 5		0- 0		0- 1		NEUTRAL		0- 1		0- 1		2- 2							
6- 12		0- 1		0- 2		NON-CONFERENCE		0- 3		0- 3		6- 3							
3- 3		0- 0		0- 0		HOME		0- 1		0- 2		3- 0							
1- 4		0- 1		0- 1		AWAY		0- 1		0- 0		1- 1							
2- 5		0- 0		0- 1		NEUTRAL		0- 1		0- 1		2- 2							
6- 6		0- 0		0- 0		CONFERENCE		0- 0		0- 2		6- 4							
4- 2		0- 0		0- 0		HOME		0- 0		0- 1		4- 1							
2- 4		0- 0		0- 0		AWAY		0- 0		0- 1		2- 3							
0- 0		0- 0		0- 0		NEUTRAL		0- 0		0- 0		0- 0							
RPI	S	Opponent		Score		RPI	S	Opponent		Score		RPI	S	Opponent		Score			
8	A	Penn St.		0 3		26	A	Loyola Marymount		0 3		54	A	Long Beach St.		0 3			
						44	N	Villanova		1 3									

Non-Div. I Games:

Stony Brook

Average RPI Win: 276		WON-LOST RECORD		WINNING PCT. RANK		LAST 10 GAMES		STRENGTH OF SCHEDULE		OPP. STRENGTH OF SCHEDULE		TEAM RPI		ADJ RPI		CONF. RPI		ADJ CONF. RPI	
DIV. I ONLY		15- 13		.53571 146		10- 0		296		282		236		.45401 238		31		31	
DIV. I NON-CONF.		3- 12		.2 285		0- 0		228		158		292		.40565 293		31		31	
TOTALS		RPI 1-25		RPI 26-50		W-L RECORDS		RPI 51-100		RPI 101-150		RPI 150+							
15- 13		0- 0		0- 1		OVERALL		0- 2		0- 2		15- 8							
8- 1		0- 0		0- 0		HOME		0- 0		0- 1		8- 0							
6- 6		0- 0		0- 1		AWAY		0- 1		0- 0		6- 4							
1- 6		0- 0		0- 0		NEUTRAL		0- 1		0- 1		1- 4							
3- 12		0- 0		0- 1		NON-CONFERENCE		0- 2		0- 2		3- 7							
1- 1		0- 0		0- 0		HOME		0- 0		0- 1		1- 0							
1- 5		0- 0		0- 1		AWAY		0- 1		0- 0		1- 3							
1- 6		0- 0		0- 0		NEUTRAL		0- 1		0- 1		1- 4							
12- 1		0- 0		0- 0		CONFERENCE		0- 0		0- 0		12- 1							
7- 0		0- 0		0- 0		HOME		0- 0		0- 0		7- 0							
5- 1		0- 0		0- 0		AWAY		0- 0		0- 0		5- 1							
0- 0		0- 0		0- 0		NEUTRAL		0- 0		0- 0		0- 0							
RPI S	Opponent	Score		RPI S	Opponent	Score		RPI S	Opponent	Score		RPI S	Opponent	Score					
				44 A	Villanova	0 3		63 N	James Madison	0 3		104 H	Maryland	1 3					
								80 A	American	0 3		142 N	Princeton	2 3					
												179 N	Duquesne	3 2					
												193 A	Rutgers	1 3					
												199 N	Penn	0 3					
												200 N	Siena	0 3					
												220 H	Western Caro.	3 1					
												225 A	George Mason	1 3					
												225 N	George Mason	1 3					
												226 N	Georgetown	2 3					
												235 A	UMES	3 0					
												235 H	UMES	3 1					
												242 A	UMBC	3 1					
												261 H	Bethune-Cookman	3 2					
												279 A	Coppin St.	3 0					
												279 H	Coppin St.	3 0					
												288 A	Morgan St.	1 3					
												288 H	Morgan St.	3 0					
												307 A	Loyola Maryland	0 3					
												319 A	Norfolk St.	3 0					
												319 H	Norfolk St.	3 0					
												321 A	Delaware St.	3 1					
												321 H	Delaware St.	3 1					
												323 A	Hampton	3 1					
												323 H	Hampton	3 0					

[illegible]

Non-Div. I Games:

Eastern Ky.

Average RPI Win:		232	WON-LOST RECORD		WINNING PCT. RANK		LAST 10 GAMES		STRENGTH OF SCHEDULE		OPP. STRENGTH OF SCHEDULE		TEAM RPI		ADJ RPI		CONF. RPI		ADJ CONF. RPI				
DIV. I ONLY			9- 19		.32143 258		2- 8		162		172		238		.45119 240		9		9				
DIV. I NON-CONF.			6- 6		.5 162		0- 0		273		282		239		.44588 241		11		11				
TOTALS		RPI 1-25		RPI 26-50		W-L RECORDS		RPI 51-100		RPI 101-150		RPI 150+											
9- 19		0- 2		0- 1		OVERALL		1- 3		1- 8		7- 5											
6- 8		0- 1		0- 1		HOME		1- 1		1- 5		4- 0											
0- 9		0- 1		0- 0		AWAY		0- 1		0- 3		0- 4											
3- 2		0- 0		0- 0		NEUTRAL		0- 1		0- 0		3- 1											
6- 6		0- 0		0- 1		NON-CONFERENCE		0- 1		0- 1		6- 3											
3- 2		0- 0		0- 1		HOME		0- 0		0- 1		3- 0											
0- 2		0- 0		0- 0		AWAY		0- 0		0- 0		0- 2											
3- 2		0- 0		0- 0		NEUTRAL		0- 1		0- 0		3- 1											
3- 13		0- 2		0- 0		CONFERENCE		1- 2		1- 7		1- 2											
3- 6		0- 1		0- 0		HOME		1- 1		1- 4		1- 0											
0- 7		0- 1		0- 0		AWAY		0- 1		0- 3		0- 2											
0- 0		0- 0		0- 0		NEUTRAL		0- 0		0- 0		0- 0											
RPI	S	Opponent		Score		RPI	S	Opponent		Score		RPI	S	Opponent		Score							
25	A	SMU		0 3		38	H	TCU		0 3		73	N	UTSA		0 3							
25	H	SMU		0 3								86	H	Cincinnati		0 3							
												90	A	Temple		1 3							
												90	H	Temple		3 1							
												115	A	Tulsa		2 3							
												115	H	Tulsa		3 2							
												118	A	UCF		2 3							
												118	H	UCF		0 3							
												124	A	UConn		0 3							
												124	H	UConn		2 3							
												129	H	Memphis		2 3							
												136	H	Houston		2 3							
												145	H	North Carolina St.		1 3							
												170	A	South Fla.		2 3							
												170	H	South Fla.		3 2							
												198	A	Sam Houston St.		0 3							
												229	A	Lamar		1 3							
												248	H	New Orleans		3 1							
												257	A	East Carolina		2 3							
												262	N	UTRGV		3 1							
												276	H	Incarnate Word		3 1							
												289	H	Nicholls St.		3 0							
												304	N	Montana St.		1 3							
												316	N	Jackson St.		3 0							
												322	N	Prairie View		3 0							
LAST 10 GAMES																							
115 A Tulsa						2 3						170 H South Fla.						3 2					
25 A SMU						0 3						90 A Temple						1 3					
124 H UConn						2 3						124 A UConn						0 3					
90 H Temple						3 1						129 H Memphis						2 3					
118 H UCF						0 3						86 H Cincinnati						0 3					

Non-Div. I Games:

Tulane

Average RPI Win:	258	WON-LOST	WINNING	LAST 10	STRENGTH OF	OPP. STRENGTH	TEAM	ADJ	CONF.	ADJ CONF.	
Average RPI Loss:	159	RECORD	PCT. RANK	GAMES	SCHEDULE	OF SCHEDULE	RPI	RPI	RPI	RPI	
DIV. I ONLY	12- 16	.42857	208	5- 5	273	236	241	.44986	241	17	17
DIV. I NON-CONF.	6- 8	.42857	192	1- 0	280	278	263	.42779	262	18	18
<hr/>											
TOTALS	RPI 1-25	RPI 26-50		W-L RECORDS	RPI 51-100		RPI 101-150		RPI 150+		
12- 16	0- 0	0- 1		OVERALL	1- 3		0- 1		11- 11		
8- 3	0- 0	0- 0		HOME	1- 0		0- 1		7- 2		
3- 8	0- 0	0- 1		AWAY	0- 2		0- 0		3- 5		
1- 5	0- 0	0- 0		NEUTRAL	0- 1		0- 0		1- 4		
<hr/>											
6- 8	0- 0	0- 0		NON-CONFERENCE	0- 1		0- 0		6- 7		
4- 0	0- 0	0- 0		HOME	0- 0		0- 0		4- 0		
1- 3	0- 0	0- 0		AWAY	0- 0		0- 0		1- 3		
1- 5	0- 0	0- 0		NEUTRAL	0- 1		0- 0		1- 4		
<hr/>											
6- 8	0- 0	0- 1		CONFERENCE	1- 2		0- 1		5- 4		
4- 3	0- 0	0- 0		HOME	1- 0		0- 1		3- 2		
2- 5	0- 0	0- 1		AWAY	0- 2		0- 0		2- 2		
0- 0	0- 0	0- 0		NEUTRAL	0- 0		0- 0		0- 0		
<hr/>											
RPI S	Opponent	Score	RPI S	Opponent	Score	RPI S	Opponent	Score	RPI S	Opponent	Score
			29 A	Dayton	0 3	70 A	Saint Louis	1 3	109 H	George Washington	0 3
						95 N	Murray St.	0 3	157 N	Marshall	3 2
						99 A	Rhode Island	0 3	168 N	Wake Forest	0 3
						99 H	Rhode Island	3 2	172 A	High Point	1 3
									174 A	VCU	0 3
									174 H	VCU	1 3
									179 A	Duquesne	0 3
									179 H	Duquesne	1 3
									181 N	West Virginia	0 3
									209 A	Charlotte	0 3
									213 N	USC Upstate	0 3
									225 H	George Mason	3 1
									236 N	UNC Asheville	1 3
									245 A	Winthrop	3 1
									257 H	East Carolina	3 2
									259 A	Elon	0 3
									283 A	Fordham	3 1
									283 H	Fordham	3 0
									297 A	La Salle	3 2
									297 H	La Salle	3 0
									308 H	Presbyterian	3 0
									320 H	N.C. A&T	3 1
									323 H	Hampton	3 0
			LAST 10 GAMES								
			283 H	Fordham	3 0	297 H	La Salle	3 0			
			99 H	Rhode Island	3 2	179 H	Duquesne	1 3			
			179 A	Duquesne	0 3	70 A	Saint Louis	1 3			
			297 A	La Salle	3 2	29 A	Dayton	0 3			
			174 A	VCU	0 3	320 H	N.C. A&T	3 1			

Non-Div. I Games:

Davidson

UMBC		Through Games Of Though Nov. 15, 2015										
Average RPI Win:	282	WON-LOST RECORD	WINNING PCT. RANK	LAST 10 GAMES	STRENGTH OF SCHEDULE	OPP. STRENGTH OF SCHEDULE	TEAM RPI	ADJ RPI	CONF. RPI	ADJ CONF. RPI		
Average RPI Loss:	172											
DIV. I ONLY	12- 14	.46154	195	5- 5	282	285	242	.44694	242	28	28	
DIV. I NON-CONF.	6- 8	.42857	192	0- 0	174	267	210	.46808	211	28	28	
TOTALS	RPI 1-25	RPI 26-50	W-L RECORDS	RPI 51-100	RPI 101-150	RPI 150+						
12- 14	0- 0	0- 0	OVERALL	0- 3	0- 3	12- 8						
7- 4	0- 0	0- 0	HOME	0- 0	0- 1	7- 3						
3- 7	0- 0	0- 0	AWAY	0- 1	0- 2	3- 4						
2- 3	0- 0	0- 0	NEUTRAL	0- 2	0- 0	2- 1						
6- 8	0- 0	0- 0	NON-CONFERENCE	0- 3	0- 1	6- 4						
3- 2	0- 0	0- 0	HOME	0- 0	0- 0	3- 2						
1- 3	0- 0	0- 0	AWAY	0- 1	0- 1	1- 1						
2- 3	0- 0	0- 0	NEUTRAL	0- 2	0- 0	2- 1						
6- 6	0- 0	0- 0	CONFERENCE	0- 0	0- 2	6- 4						
4- 2	0- 0	0- 0	HOME	0- 0	0- 1	4- 1						
2- 4	0- 0	0- 0	AWAY	0- 0	0- 1	2- 3						
0- 0	0- 0	0- 0	NEUTRAL	0- 0	0- 0	0- 0						
RPI S Opponent Score	RPI S Opponent Score	RPI S Opponent Score	RPI S Opponent Score	RPI S Opponent Score	RPI S Opponent Score	RPI S Opponent Score						
				51 N Virginia 0 3	124 A UConn 0 3							
				63 N James Madison 2 3	138 A Albany (NY) 0 3							
				80 A American 0 3	138 H Albany (NY) 2 3							
					154 A New Hampshire 1 3							
					154 H New Hampshire 0 3							
					218 N Bryant 3 1							
					219 A Robert Morris 2 3							
					219 A Robert Morris 3 0							
					237 A Stony Brook 0 3							
					237 H Stony Brook 3 1							
					238 H Howard 1 3							
					246 N William & Mary 2 3							
					269 A Binghamton 1 3							
					269 H Binghamton 3 1							
					279 H Coppin St. 3 0							
					283 H Fordham 3 0							
					288 H Morgan St. 3 1							
					297 H La Salle 2 3							
					307 N Loyola Maryland 3 1							
					317 A Hartford 3 0							
					317 H Hartford 3 0							
					326 A UMass Lowell 3 1							
					326 H UMass Lowell 3 0							
			LAST 10 GAMES									
			154 H New Hampshire 0 3	237 H Stony Brook 3 1								
			317 H Hartford 3 0	317 A Hartford 3 0								
			138 A Albany (NY) 0 3	154 A New Hampshire 1 3								
			269 A Binghamton 1 3	269 H Binghamton 3 1								
			326 H UMass Lowell 3 0	138 H Albany (NY) 2 3								

Non-Div. I Games:

UMBC

Average RPI Win:	293	WON-LOST RECORD	WINNING PCT. RANK	LAST 10 GAMES	STRENGTH OF SCHEDULE	OPP. STRENGTH OF SCHEDULE	TEAM RPI	ADJ RPI	CONF. RPI	ADJ CONF. RPI	
DIV. I ONLY	15- 13	.53571	146	4- 6	304	298	243	.44637	243	29	29
DIV. I NON-CONF.	6- 8	.42857	192	0- 2	296	260	276	.42172	273	29	29
<hr/>											
TOTALS	RPI 1-25	RPI 26-50		W-L RECORDS	RPI 51-100		RPI 101-150		RPI 150+		
15- 13	0- 0	0- 0		OVERALL	0- 1		0- 1		15- 11		
7- 3	0- 0	0- 0		HOME	0- 0		0- 0		7- 3		
4- 8	0- 0	0- 0		AWAY	0- 1		0- 0		4- 7		
4- 2	0- 0	0- 0		NEUTRAL	0- 0		0- 1		4- 1		
<hr/>											
6- 8	0- 0	0- 0		NON-CONFERENCE	0- 1		0- 1		6- 6		
2- 1	0- 0	0- 0		HOME	0- 0		0- 0		2- 1		
0- 5	0- 0	0- 0		AWAY	0- 1		0- 0		0- 4		
4- 2	0- 0	0- 0		NEUTRAL	0- 0		0- 1		4- 1		
<hr/>											
9- 5	0- 0	0- 0		CONFERENCE	0- 0		0- 0		9- 5		
5- 2	0- 0	0- 0		HOME	0- 0		0- 0		5- 2		
4- 3	0- 0	0- 0		AWAY	0- 0		0- 0		4- 3		
0- 0	0- 0	0- 0		NEUTRAL	0- 0		0- 0		0- 0		
<hr/>											
RPI S	Opponent	Score	RPI S	Opponent	Score	RPI S	Opponent	Score	RPI S	Opponent	Score
						99 A	Rhode Island	1 3	150 N	Lehigh	2 3
									160 N	South Ala.	2 3
									166 A	Boston College	1 3
									175 A	Delaware	2 3
									183 A	Fairfield	2 3
									186 A	LIU Brooklyn	1 3
									186 H	LIU Brooklyn	1 3
									218 A	Bryant	2 3
									218 H	Bryant	3 2
									219 A	Robert Morris	3 1
									219 H	Robert Morris	2 3
									237 A	Stony Brook	0 3
									250 N	Providence	3 1
									254 H	Brown	0 3
									288 N	Morgan St.	3 2
									292 N	Canisius	3 0
									301 A	Central Conn. St.	3 1
									301 H	Central Conn. St.	3 1
									307 N	Loyola Maryland	3 2
									313 A	St. Francis Brooklyn	101 107
									313 H	St. Francis Brooklyn	3 0
				LAST 10 GAMES					314 A	Fairleigh Dickinson	3 2
				313 A	St. Francis Brooklyn	101 107			314 H	Fairleigh Dickinson	3 0
				186 A	LIU Brooklyn	1 3			315 A	Saint Francis (PA)	3 0
				315 H	Saint Francis (PA)	3 0			315 H	Saint Francis (PA)	3 0
				219 H	Robert Morris	2 3			317 H	Hartford	3 2
				218 A	Bryant	2 3			326 H	UMass Lowell	3 0

Non-Div. I Games:

Sacred Heart

Average RPI Win: 270		WON-LOST	WINNING	LAST 10	STRENGTH OF		OPP. STRENGTH	TEAM	ADJ		CONF.	ADJ CONF.
Average RPI Loss: 208		RECORD	PCT. RANK	GAMES	SCHEDULE		OF SCHEDULE	RPI	RPI		RPI	RPI
DIV. I ONLY		15- 13	.53571	146	308		287	246	.44523		244	27
DIV. I NON-CONF.		5- 7	.41667	204	299		308	284	.41228		283	25
TOTALS		RPI 1-25	RPI 26-50		W-L RECORDS		RPI 51-100		RPI 101-150		RPI 150+	
15- 13		0- 0	0- 0		OVERALL		0- 2		0- 2		15- 9	
7- 3		0- 0	0- 0		HOME		0- 0		0- 1		7- 2	
6- 7		0- 0	0- 0		AWAY		0- 2		0- 1		6- 4	
2- 3		0- 0	0- 0		NEUTRAL		0- 0		0- 0		2- 3	
5- 7		0- 0	0- 0		NON-CONFERENCE		0- 1		0- 2		5- 4	
1- 1		0- 0	0- 0		HOME		0- 0		0- 1		1- 0	
2- 3		0- 0	0- 0		AWAY		0- 1		0- 1		2- 1	
2- 3		0- 0	0- 0		NEUTRAL		0- 0		0- 0		2- 3	
10- 6		0- 0	0- 0		CONFERENCE		0- 1		0- 0		10- 5	
6- 2		0- 0	0- 0		HOME		0- 0		0- 0		6- 2	
4- 4		0- 0	0- 0		AWAY		0- 1		0- 0		4- 3	
0- 0		0- 0	0- 0		NEUTRAL		0- 0		0- 0		0- 0	
RPI S	Opponent	Score	RPI S	Opponent	Score	RPI S	Opponent	Score	RPI S	Opponent	Score	
						78 A	Ole Miss	1 3	135 H	Samford	2 3	
						95 A	Murray St.	0 3	137 A	ETSU	0 3	
									173 N	Oral Roberts	0 3	
									189 A	Eastern Ill.	3 1	
									192 A	Belmont	3 2	
									192 H	Belmont	3 0	
									232 A	Ga. Southern	3 1	
									239 A	Eastern Ky.	2 3	
									239 H	Eastern Ky.	1 3	
									245 N	Winthrop	0 3	
									248 A	New Orleans	1 3	
									265 H	Southeast Mo. St.	2 3	
									268 H	UT Martin	3 2	
									273 A	Austin Peay	3 2	
									275 N	Northwestern St.	1 3	
									278 A	Morehead St.	2 3	
									278 H	Morehead St.	3 1	
									280 A	Tennessee Tech	3 2	
									280 H	Tennessee Tech	3 1	
									287 H	SIUE	3 0	
									294 A	Jacksonville St.	2 3	
									294 H	Jacksonville St.	3 0	
									311 N	Chicago St.	3 0	
									318 H	Alabama A&M	3 0	
									325 A	Southern U.	3 0	
									332 N	Grambling	3 0	
			LAST 10 GAMES									
			189 A	Eastern Ill.	3 1	239 H	Eastern Ky.	1 3				
			192 H	Belmont	3 0	268 H	UT Martin	3 2				
			294 A	Jacksonville St.	2 3	265 H	Southeast Mo. St.	2 3				
			280 A	Tennessee Tech	3 2	95 A	Murray St.	0 3				
			278 H	Morehead St.	3 1	273 A	Austin Peay	3 2				

Non-Div. I Games:

Tennessee St.

[illegible]

Non-Div. I Games:

Winthrop

Average RPI Win: 258		WON-LOST RECORD		WINNING PCT. RANK		LAST 10 GAMES		STRENGTH OF SCHEDULE		OPP. STRENGTH OF SCHEDULE		TEAM RPI		ADJ RPI		CONF. RPI		ADJ CONF. RPI	
DIV. I ONLY		10- 19		.34483 242		3- 7		216		195		245		.44442 246		12		12	
DIV. I NON-CONF.		6- 7		.46154 185		0- 0		303		263		265		.4242 269		13		13	
TOTALS		RPI 1-25		RPI 26-50		W-L RECORDS		RPI 51-100		RPI 101-150		RPI 150+							
10- 19		0- 0		0- 0		OVERALL		0- 10		0- 3		10- 6							
4- 7		0- 0		0- 0		HOME		0- 4		0- 1		4- 2							
2- 10		0- 0		0- 0		AWAY		0- 5		0- 2		2- 3							
4- 2		0- 0		0- 0		NEUTRAL		0- 1		0- 0		4- 1							
6- 7		0- 0		0- 0		NON-CONFERENCE		0- 2		0- 1		6- 4							
2- 1		0- 0		0- 0		HOME		0- 0		0- 0		2- 1							
0- 4		0- 0		0- 0		AWAY		0- 1		0- 1		0- 2							
4- 2		0- 0		0- 0		NEUTRAL		0- 1		0- 0		4- 1							
4- 12		0- 0		0- 0		CONFERENCE		0- 8		0- 2		4- 2							
2- 6		0- 0		0- 0		HOME		0- 4		0- 1		2- 1							
2- 6		0- 0		0- 0		AWAY		0- 4		0- 1		2- 1							
0- 0		0- 0		0- 0		NEUTRAL		0- 0		0- 0		0- 0							
RPI S	Opponent	Score		RPI S	Opponent	Score		RPI S	Opponent	Score		RPI S	Opponent	Score					
								51 N	Virginia	0	3	106 A	Hofstra	0	3				
								63 A	James Madison	0	3	106 H	Hofstra	1	3				
								63 H	James Madison	2	3	125 A	Army West Point	2	3				
								66 A	UNCW	0	3	174 A	VCU	2	3				
								66 H	UNCW	1	3	175 A	Delaware	3	1				
								74 A	Towson	1	3	175 H	Delaware	3	0				
								74 H	Towson	1	3	220 N	Western Caro.	3	2				
								80 A	American	0	3	242 N	UMBC	3	2				
								96 A	Col. of Charleston	1	3	257 A	East Carolina	0	3				
								96 H	Col. of Charleston	0	3	259 A	Elon	0	3				
												259 H	Elon	1	3				
												270 A	Northeastern	3	1				
												270 H	Northeastern	3	1				
												286 N	Cornell	2	3				
												293 N	Iona	3	0				
												297 H	La Salle	3	0				
												310 H	Gardner-Webb	2	3				
												319 H	Norfolk St.	3	1				
												323 N	Hampton	3	1				
				LAST 10 GAMES															
				106 H Hofstra 1 3				259 A Elon 0 3											
				270 H Northeastern 3 1				74 A Towson 1 3											
				96 A Col. of Charleston 1 3				63 A James Madison 0 3											
				66 A UNCW 0 3				259 H Elon 1 3											
				175 A Delaware 3 1				175 H Delaware 3 0											

M
e
r
c
e
r

Mercer					Through Games Of Though Nov. 15, 2015							
Average RPI Win: 265 Average RPI Loss: 147		WON-LOST RECORD	WINNING PCT. RANK	LAST 10 GAMES	STRENGTH OF SCHEDULE	OPP. STRENGTH OF SCHEDULE	TEAM RPI	ADJ RPI	CONF. RPI	ADJ CONF. RPI		
DIV. I ONLY		10- 18	.35714 237	3- 7	213	253	250	.44403 247	19	19		
DIV. I NON-CONF.		5- 7	.41667 204	1- 0	307	299	289	.40832 289	22	22		
TOTALS		RPI 1-25	RPI 26-50		W-L RECORDS		RPI 51-100		RPI 101-150		RPI 150+	
10- 18	0- 0	0- 0		OVERALL		0- 4		1- 8		9- 6		
7- 4	0- 0	0- 0		HOME		0- 2		1- 2		6- 0		
2- 10	0- 0	0- 0		AWAY		0- 2		0- 4		2- 4		
1- 4	0- 0	0- 0		NEUTRAL		0- 0		0- 2		1- 2		
5- 7	0- 0	0- 0		NON-CONFERENCE		0- 0		0- 3		5- 4		
3- 0	0- 0	0- 0		HOME		0- 0		0- 0		3- 0		
1- 3	0- 0	0- 0		AWAY		0- 0		0- 1		1- 2		
1- 4	0- 0	0- 0		NEUTRAL		0- 0		0- 2		1- 2		
5- 11	0- 0	0- 0		CONFERENCE		0- 4		1- 5		4- 2		
4- 4	0- 0	0- 0		HOME		0- 2		1- 2		3- 0		
1- 7	0- 0	0- 0		AWAY		0- 2		0- 3		1- 2		
0- 0	0- 0	0- 0		NEUTRAL		0- 0		0- 0		0- 0		
RPI S	Opponent	Score	RPI S	Opponent	Score	RPI S	Opponent	Score	RPI S	Opponent	Score	
						77 A Chattanooga	1	3	110 N Georgia Tech	0	3	
						77 H Chattanooga	1	3	113 N Kennesaw St.	0	3	
						100 A Furman	0	3	121 A UNCG	0	3	
						100 H Furman	1	3	121 H UNCG	2	3	
									123 A Southern Miss.	2	3	
									135 A Samford	1	3	
									135 H Samford	3	1	
									137 A ETSU	0	3	
									137 H ETSU	1	3	
									151 N FIU	0	3	
									177 H Troy	3	1	
									207 A Georgia	0	3	
									212 A Wofford	2	3	
									212 H Wofford	3	1	
									216 A Stetson	2	3	
									220 A Western Caro.	2	3	
									220 H Western Caro.	3	1	
									289 N Nicholls St.	2	3	
									303 A Citadel	3	2	
									303 H Citadel	3	0	
									318 H Alabama A&M	3	1	
									325 N Southern U.	3	0	
									329 H South Carolina St.	3	0	
									331 A Savannah St.	3	0	
			LAST 10 GAMES									
			303 A Citadel	3	2	121 H UNCG	2	3				
			220 A Western Caro.	2	3	212 A Wofford	2	3				
			121 A UNCG	0	3	100 H Furman	1	3				
			137 H ETSU	1	3	135 H Samford	3	1				
			77 H Chattanooga	1	3	331 A Savannah St.	3	0				

M
e
r
c
e
r

Non-Div. I Games:

Mercer

Average RPI Win:	281	WON-LOST RECORD	WINNING PCT. RANK	LAST 10 GAMES	STRENGTH OF SCHEDULE	OPP. STRENGTH OF SCHEDULE	TEAM RPI	ADJ RPI	CONF. RPI	ADJ CONF. RPI	
Average RPI Loss:	188										
DIV. I ONLY	18- 15	.54545	142	6- 4	313	292	247	.44356	248	24	24
DIV. I NON-CONF.	11- 6	.64706	110	1- 0	325	324	247	.43614	250	24	24
<hr/>											
TOTALS	RPI 1-25	RPI 26-50		W-L RECORDS		RPI 51-100		RPI 101-150		RPI 150+	
18- 15	0- 0	0- 0		OVERALL		0- 2		0- 3		18- 10	
11- 5	0- 0	0- 0		HOME		0- 0		0- 1		11- 4	
2- 10	0- 0	0- 0		AWAY		0- 2		0- 2		2- 6	
5- 0	0- 0	0- 0		NEUTRAL		0- 0		0- 0		5- 0	
<hr/>											
11- 6	0- 0	0- 0		NON-CONFERENCE		0- 1		0- 1		11- 4	
6- 2	0- 0	0- 0		HOME		0- 0		0- 0		6- 2	
0- 4	0- 0	0- 0		AWAY		0- 1		0- 1		0- 2	
5- 0	0- 0	0- 0		NEUTRAL		0- 0		0- 0		5- 0	
<hr/>											
7- 9	0- 0	0- 0		CONFERENCE		0- 1		0- 2		7- 6	
5- 3	0- 0	0- 0		HOME		0- 0		0- 1		5- 2	
2- 6	0- 0	0- 0		AWAY		0- 1		0- 1		2- 4	
0- 0	0- 0	0- 0		NEUTRAL		0- 0		0- 0		0- 0	
<hr/>											
RPI S	Opponent	Score	RPI S	Opponent	Score	RPI S	Opponent	Score	RPI S	Opponent	Score
						76 A	A&M-Corpus Christi	0 3	123 A	Southern Miss.	0 3
						88 A	FGCU	0 3	134 A	Central Ark.	1 3
									134 H	Central Ark.	0 3
									164 H	Stephen F. Austin	1 3
									185 H	Eastern Wash.	0 3
									198 H	Sam Houston St.	3 0
									202 A	Houston Baptist	1 3
									208 A	McNeese St.	1 3
									208 H	McNeese St.	3 1
									229 H	Lamar	3 0
									230 A	Abilene Christian	1 3
									236 A	UNC Asheville	1 3
									240 A	Tulane	1 3
									244 H	Tennessee St.	3 1
									250 H	Providence	0 3
									256 A	Southeastern La.	3 1
									256 H	Southeastern La.	3 0
									262 H	UTRGV	3 2
									275 H	Northwestern St.	1 3
									276 A	Incarnate Word	0 3
									283 N	Fordham	3 1
									289 A	Nicholls St.	3 1
									289 H	Nicholls St.	3 0
									297 H	La Salle	3 2
									303 N	Citadel	3 1
									308 N	Presbyterian	3 2
									318 N	Alabama A&M	3 0
<hr/>											
LAST 10 GAMES											
			134 H	Central Ark.	0 3	289 H	Nicholls St.	3 0	289 H	Nicholls St.	3 0
			208 A	McNeese St.	1 3	208 H	McNeese St.	3 1	297 H	La Salle	3 2
			198 H	Sam Houston St.	3 0	334 H	Mississippi Val.	3 0	303 N	Citadel	3 1
			229 H	Lamar	3 0	276 A	Incarnate Word	0 3	308 N	Presbyterian	3 2
			256 A	Southeastern La.	3 1	230 A	Abilene Christian	1 3	318 N	Alabama A&M	3 0

Non-Div. I Games:

New Orleans

RPI	S	Opponent	Score	
325	H	Southern U.	3	0
329	N	South Carolina St.	3	0
332	H	Grambling	3	0
334	H	Mississippi Val.	3	0

New Orleans

N
e
w
O
r
l
e
a
n
s

N
e
w
O
r
l
e
a
n
s

Average RPI Win:		223	WON-LOST		WINNING		LAST 10		STRENGTH OF		OPP. STRENGTH		TEAM	ADJ		CONF.	ADJ CONF.		
Average RPI Loss:		118	RECORD		PCT. RANK		GAMES		SCHEDULE		OF SCHEDULE		RPI	RPI		RPI	RPI		
DIV. I ONLY			6- 23		.2069		301	2- 8		116		111		253	.44272		249	10	10
DIV. I NON-CONF.			4- 10		.28571		265	0- 0		156		103		235	.45251		233	10	10
TOTALS		RPI 1-25		RPI 26-50			W-L RECORDS			RPI 51-100			RPI 101-150			RPI 150+			
6- 23		0- 1		0- 5			OVERALL			0- 3			0- 6			6- 8			
4- 9		0- 0		0- 3			HOME			0- 0			0- 3			4- 3			
0- 10		0- 1		0- 2			AWAY			0- 0			0- 2			0- 5			
2- 4		0- 0		0- 0			NEUTRAL			0- 3			0- 1			2- 0			
4- 10		0- 1		0- 0			NON-CONFERENCE			0- 3			0- 4			4- 2			
2- 3		0- 0		0- 0			HOME			0- 0			0- 2			2- 1			
0- 3		0- 1		0- 0			AWAY			0- 0			0- 1			0- 1			
2- 4		0- 0		0- 0			NEUTRAL			0- 3			0- 1			2- 0			
2- 13		0- 0		0- 5			CONFERENCE			0- 0			0- 2			2- 6			
2- 6		0- 0		0- 3			HOME			0- 0			0- 1			2- 2			
0- 7		0- 0		0- 2			AWAY			0- 0			0- 1			0- 4			
0- 0		0- 0		0- 0			NEUTRAL			0- 0			0- 0			0- 0			
RPI	S	Opponent		Score		RPI	S	Opponent		Score		RPI	S	Opponent		Score			
3	A	Southern California		0	3	28	A	Colorado St.		0	3	56	N	Idaho St.		0	3		
						28	H	Colorado St.		0	3	67	N	Pepperdine		0	3		
						45	H	Boise St.		0	3	91	N	Indiana		1	3		
						49	A	Wyoming		1	3								
						49	H	Wyoming		1	3								

Average RPI Win:	260	WON-LOST RECORD	WINNING PCT. RANK	LAST 10 GAMES	STRENGTH OF SCHEDULE	OPP. STRENGTH OF SCHEDULE	TEAM RPI	ADJ RPI	CONF. RPI	ADJ CONF. RPI	
DIV. I ONLY	10- 20	.33333	248	0- 10	232	180	256	.44171	250	8	8
DIV. I NON-CONF.	9- 5	.64286	112	0- 0	290	307	205	.47299	204	7	7
<hr/>											
TOTALS	RPI 1-25	RPI 26-50		W-L RECORDS	RPI 51-100		RPI 101-150		RPI 150+		
10- 20	0- 2	0- 3		OVERALL	0- 2		1- 2		9- 11		
5- 8	0- 1	0- 2		HOME	0- 1		1- 1		4- 3		
2- 9	0- 1	0- 1		AWAY	0- 1		0- 1		2- 5		
3- 3	0- 0	0- 0		NEUTRAL	0- 0		0- 0		3- 3		
<hr/>											
9- 5	0- 0	0- 0		NON-CONFERENCE	0- 0		0- 0		9- 5		
4- 0	0- 0	0- 0		HOME	0- 0		0- 0		4- 0		
2- 2	0- 0	0- 0		AWAY	0- 0		0- 0		2- 2		
3- 3	0- 0	0- 0		NEUTRAL	0- 0		0- 0		3- 3		
<hr/>											
1- 15	0- 2	0- 3		CONFERENCE	0- 2		1- 2		0- 6		
1- 8	0- 1	0- 2		HOME	0- 1		1- 1		0- 3		
0- 7	0- 1	0- 1		AWAY	0- 1		0- 1		0- 3		
0- 0	0- 0	0- 0		NEUTRAL	0- 0		0- 0		0- 0		
<hr/>											
RPI S	Opponent	Score	RPI S	Opponent	Score	RPI S	Opponent	Score	RPI S	Opponent	Score
20 A	Creighton	0 3	34 A	Marquette	0 3	70 A	Xavier	0 3	120 A	St. John's (NY)	0 3
20 H	Creighton	0 3	34 H	Marquette	0 3	70 H	Xavier	2 3	120 H	St. John's (NY)	0 3
			44 H	Villanova	1 3				146 H	Seton Hall	3 2
									152 A	Butler	0 3
									152 H	Butler	1 3
									160 N	South Ala.	3 1
									166 A	Boston College	2 3
									185 N	Eastern Wash.	0 3
									197 A	DePaul	0 3
									197 H	DePaul	1 3
									201 N	Colgate	2 3
									218 A	Bryant	0 3
									226 A	Georgetown	1 3
									226 H	Georgetown	1 3
									234 A	Bucknell	3 1
									243 N	Sacred Heart	1 3
									248 A	New Orleans	3 0
									254 H	Brown	3 0
									297 N	La Salle	3 0
									300 H	Lafayette	3 0
									314 H	Fairleigh Dickinson	3 0
									321 N	Delaware St.	3 0
									324 H	Saint Peter's	3 0
			LAST 10 GAMES								
			34 H	Marquette	0 3	226 A	Georgetown	1 3			
			197 H	DePaul	1 3	20 A	Creighton	0 3			
			120 A	St. John's (NY)	0 3	197 A	DePaul	0 3			
			70 H	Xavier	2 3	34 A	Marquette	0 3			
			152 H	Butler	1 3	44 H	Villanova	1 3			

Non-Div. I Games:

Providence

Average RPI Win:		288	WON-LOST RECORD		WINNING PCT. RANK		LAST 10 GAMES		STRENGTH OF SCHEDULE		OPP. STRENGTH OF SCHEDULE		TEAM RPI		ADJ RPI		CONF. RPI		ADJ CONF. RPI		
DIV. I ONLY			14- 18		.4375 203		3- 7		274		280		248		.44158 251		15		15		
DIV. I NON-CONF.			11- 5		.6875 95		2- 0		314		333		227		.45548 229		16		16		
TOTALS		RPI 1-25		RPI 26-50		W-L RECORDS		RPI 51-100		RPI 101-150		RPI 150+									
14- 18		0- 2		0- 0		OVERALL		0- 1		1- 5		13- 10									
1- 9		0- 1		0- 0		HOME		0- 1		0- 2		1- 5									
7- 7		0- 1		0- 0		AWAY		0- 0		1- 3		6- 3									
6- 2		0- 0		0- 0		NEUTRAL		0- 0		0- 0		6- 2									
11- 5		0- 0		0- 0		NON-CONFERENCE		0- 0		0- 1		11- 4									
1- 1		0- 0		0- 0		HOME		0- 0		0- 0		1- 1									
4- 2		0- 0		0- 0		AWAY		0- 0		0- 1		4- 1									
6- 2		0- 0		0- 0		NEUTRAL		0- 0		0- 0		6- 2									
3- 13		0- 2		0- 0		CONFERENCE		0- 1		1- 4		2- 6									
0- 8		0- 1		0- 0		HOME		0- 1		0- 2		0- 4									
3- 5		0- 1		0- 0		AWAY		0- 0		1- 2		2- 2									
0- 0		0- 0		0- 0		NEUTRAL		0- 0		0- 0		0- 0									
RPI	S	Opponent		Score		RPI	S	Opponent		Score		RPI	S	Opponent		Score					
18	A	Arkansas St.		0 3								84	H	Appalachian St.		0 3					
18	H	Arkansas St.		0 3								103	A	Texas St.		0 3					
												103	H	Texas St.		0 3					
												116	A	Texas-Arlington		3 1					
												116	H	Texas-Arlington		0 3					
												128	A	Little Rock		0 3					
												129	A	Mississippi St.		0 3					
												160	A	South Ala.		0 3					
												164	H	Stephen F. Austin		1 3					
												177	A	Troy		0 3					
												177	H	Troy		1 3					
												190	N	Southern Utah		0 3					
												212	N	Wofford		1 3					
												229	N	Lamar		3 2					
												232	A	Ga. Southern		3 2					
												232	H	Ga. Southern		0 3					
												252	A	Louisiana Tech		0 3					
												266	H	Georgia St.		0 3					
												290	A	La.-Lafayette		3 2					
												290	H	La.-Lafayette		2 3					
								291	A	UAB		3 2									
								294	A	Jacksonville St.		3 0									
LAST 10 GAMES												316	A	Jackson St.		3 0					
266 H Georgia St.						0 3		116 A Texas-Arlington						3 1		316	N	Jackson St.		3 0	
318 A Alabama A&M						3 1		128 A Little Rock						0 3		318	A	Alabama A&M		3 1	
116 H Texas-Arlington						0 3		18 A Arkansas St.						0 3		318	N	Alabama A&M		3 0	
103 H Texas St.						0 3		332 H Grambling						3 0		325	N	Southern U.		3 0	
103 A Texas St.						0 3		177 H Troy						1 3		327	N	Ark.-Pine Bluff		3 0	

Non-Div. I Games:

La.-Monroe

RPI	S	Opponent	Score	
332	H	Grambling	3	0
333	N	Alcorn	3	0

La.-Monroe

L
a
.
-
M
o
n
r
o
e

L
a
.
-
M
o
n
r
o
e

Average RPI Win:	249	WON-LOST RECORD	WINNING PCT. RANK	LAST 10 GAMES	STRENGTH OF SCHEDULE	OPP. STRENGTH OF SCHEDULE	TEAM RPI	ADJ RPI	CONF. RPI	ADJ CONF. RPI	
DIV. I ONLY	10- 20	.33333	248	3- 7	187	250	249	.44148	252	11	11
DIV. I NON-CONF.	7- 7	.5	162	1- 0	243	326	230	.4506	235	12	12
<hr/>											
TOTALS	RPI 1-25	RPI 26-50		W-L RECORDS	RPI 51-100		RPI 101-150		RPI 150+		
10- 20	0- 1	0- 1		OVERALL	2- 4		0- 3		8- 11		
6- 6	0- 0	0- 0		HOME	1- 2		0- 1		5- 3		
2- 10	0- 1	0- 0		AWAY	0- 2		0- 2		2- 5		
2- 4	0- 0	0- 1		NEUTRAL	1- 0		0- 0		1- 3		
<hr/>											
7- 7	0- 0	0- 1		NON-CONFERENCE	1- 0		0- 1		6- 5		
3- 1	0- 0	0- 0		HOME	0- 0		0- 0		3- 1		
2- 2	0- 0	0- 0		AWAY	0- 0		0- 1		2- 1		
2- 4	0- 0	0- 1		NEUTRAL	1- 0		0- 0		1- 3		
<hr/>											
3- 13	0- 1	0- 0		CONFERENCE	1- 4		0- 2		2- 6		
3- 5	0- 0	0- 0		HOME	1- 2		0- 1		2- 2		
0- 8	0- 1	0- 0		AWAY	0- 2		0- 1		0- 4		
0- 0	0- 0	0- 0		NEUTRAL	0- 0		0- 0		0- 0		
<hr/>											
RPI S	Opponent	Score	RPI S	Opponent	Score	RPI S	Opponent	Score	RPI S	Opponent	Score
19 A	Western Ky.	0 3	46 N	Arkansas	0 3	65 H	Rice	3 2	123 A	Southern Miss.	2 3
						73 A	UTSA	0 3	123 H	Southern Miss.	1 3
						76 N	A&M-Corpus Christi	3 2	134 A	Central Ark.	0 3
						85 H	Fla. Atlantic	0 3	151 A	FIU	1 3
						89 A	North Texas	0 3	151 H	FIU	0 3
						89 H	North Texas	1 3	157 A	Marshall	0 3
									195 A	UTEP	0 3
									196 N	Northern Ky.	1 3
									202 A	Houston Baptist	0 3
									209 H	Charlotte	3 0
									229 H	Lamar	2 3
									233 A	Middle Tenn.	1 3
									233 H	Middle Tenn.	0 3
									251 H	La.-Monroe	3 0
									262 N	UTRGV	1 3
									287 A	SIUE	3 0
									291 H	UAB	3 0
									298 N	Alabama St.	1 3
									316 A	Jackson St.	3 1
									325 H	Southern U.	3 0
									332 H	Grambling	3 0
									333 N	Alcorn	3 0
<hr/>											
			LAST 10 GAMES								
			85 H	Fla. Atlantic	0 3	233 H	Middle Tenn.	0 3			
			151 H	FIU	0 3	332 H	Grambling	3 0			
			195 A	UTEP	0 3	65 H	Rice	3 2			
			73 A	UTSA	0 3	151 A	FIU	1 3			
			209 H	Charlotte	3 0	123 A	Southern Miss.	2 3			

Non-Div. I Games:

Louisiana Tech

Average RPI Win:	234	WON-LOST	WINNING	LAST 10	STRENGTH OF	OPP. STRENGTH	TEAM	ADJ	CONF.	ADJ CONF.				
Average RPI Loss:	163	RECORD	PCT. RANK	GAMES	SCHEDULE	OF SCHEDULE	RPI	RPI	RPI	RPI				
DIV. I ONLY	11- 18	.37931	229	3- 7	267	205	252	.44141	253	20	20			
DIV. I NON-CONF.	5- 8	.38462	228	0- 0	247	220	245	.43943	243	14	14			
<hr/>														
TOTALS	RPI 1-25	RPI 26-50		W-L RECORDS		RPI 51-100		RPI 101-150		RPI 150+				
11- 18	0- 0	0- 0		OVERALL		0- 5		0- 3		11- 10				
6- 5	0- 0	0- 0		HOME		0- 1		0- 1		6- 3				
2- 9	0- 0	0- 0		AWAY		0- 2		0- 2		2- 5				
3- 4	0- 0	0- 0		NEUTRAL		0- 2		0- 0		3- 2				
<hr/>														
5- 8	0- 0	0- 0		NON-CONFERENCE		0- 3		0- 0		5- 5				
2- 1	0- 0	0- 0		HOME		0- 0		0- 0		2- 1				
0- 3	0- 0	0- 0		AWAY		0- 1		0- 0		0- 2				
3- 4	0- 0	0- 0		NEUTRAL		0- 2		0- 0		3- 2				
<hr/>														
6- 10	0- 0	0- 0		CONFERENCE		0- 2		0- 3		6- 5				
4- 4	0- 0	0- 0		HOME		0- 1		0- 1		4- 2				
2- 6	0- 0	0- 0		AWAY		0- 1		0- 2		2- 3				
0- 0	0- 0	0- 0		NEUTRAL		0- 0		0- 0		0- 0				
<hr/>														
RPI S	Opponent	Score	RPI S	Opponent	Score	RPI S	Opponent	Score	RPI S	Opponent	Score			
						57 A	Ohio	0	3	102 A	Northern Ill.	1	3	
						72 N	Sacramento St.	1	3	102 H	Northern Ill.	0	3	
						75 A	Cleveland St.	1	3	122 A	Miami (OH)	2	3	
						86 N	Cincinnati	0	3	165 A	Western Mich.	3	2	
						98 H	Kent St.	1	3	165 H	Western Mich.	2	3	
									178 H	Omaha	3	0		
									187 A	Eastern Mich.	1	3		
									187 H	Eastern Mich.	3	1		
									189 N	Eastern Ill.	2	3		
									191 A	Ball St.	2	3		
									191 H	Ball St.	3	1		
									210 A	Fresno St.	0	3		
									211 H	San Jose St.	3	0		
									223 H	Buffalo	2	3		
									228 N	UC Riverside	0	3		
			231 N	Ill.-Chicago	3	2								
			255 A	Bowling Green	3	0								
			267 H	Evansville	1	3								
			269 N	Binghamton	3	2								
			277 A	IPFW	1	3								
			284 A	Toledo	2	3								
			284 H	Toledo	3	0								
			296 H	Akron	3	1								
			302 N	Cal St. Fullerton	3	2								
<hr/>														
			LAST 10 GAMES											
			191 A	Ball St.	2	3	165 H	Western Mich.	2	3	296 H	Akron	3	1
			284 A	Toledo	2	3	223 H	Buffalo	2	3	302 N	Cal St. Fullerton	3	2
			57 A	Ohio	0	3	296 H	Akron	3	1				
			187 H	Eastern Mich.	3	1	255 A	Bowling Green	3	0				
			102 H	Northern Ill.	0	3	122 A	Miami (OH)	2	3				

Non-Div. I Games:

Central Mich.

Average RPI Win: 261		WON-LOST RECORD	WINNING PCT. RANK		LAST 10 GAMES	STRENGTH OF SCHEDULE	OPP. STRENGTH OF SCHEDULE	TEAM RPI	ADJ RPI		CONF. RPI	ADJ CONF. RPI		
Average RPI Loss: 172														
DIV. I ONLY		10- 16	.38462	228	2- 8	256	268	255	.44073	254	22	22		
DIV. I NON-CONF.		6- 6	.5	162	0- 1	239	297	218	.46313	218	23	23		
<hr/>														
TOTALS		RPI 1-25		RPI 26-50		W-L RECORDS		RPI 51-100		RPI 101-150		RPI 150+		
10- 16		0- 0		0- 0		OVERALL		0- 3		0- 2		10- 11		
4- 4		0- 0		0- 0		HOME		0- 1		0- 1		4- 2		
2- 10		0- 0		0- 0		AWAY		0- 1		0- 1		2- 8		
4- 2		0- 0		0- 0		NEUTRAL		0- 1		0- 0		4- 1		
6- 6		0- 0		0- 0		NON-CONFERENCE		0- 3		0- 0		6- 3		
0- 1		0- 0		0- 0		HOME		0- 1		0- 0		0- 0		
2- 3		0- 0		0- 0		AWAY		0- 1		0- 0		2- 2		
4- 2		0- 0		0- 0		NEUTRAL		0- 1		0- 0		4- 1		
4- 10		0- 0		0- 0		CONFERENCE		0- 0		0- 2		4- 8		
4- 3		0- 0		0- 0		HOME		0- 0		0- 1		4- 2		
0- 7		0- 0		0- 0		AWAY		0- 0		0- 1		0- 6		
0- 0		0- 0		0- 0		NEUTRAL		0- 0		0- 0		0- 0		
RPI	S	Opponent	Score	RPI	S	Opponent	Score	RPI	S	Opponent	Score			
								69	A	New Mexico St.	0	3		
								87	N	Denver	0	3		
								99	H	Rhode Island	0	3		
										142	A	Princeton	0	3
										142	H	Princeton	2	3
										153	A	Harvard	2	3
										153	H	Harvard	1	3
										156	A	Yale	1	3
										156	H	Yale	3	1
										159	A	Dartmouth	0	3
										159	H	Dartmouth	2	3
										195	A	UTEP	2	3
										199	A	Penn	0	3
										199	H	Penn	3	0
										219	N	Robert Morris	3	0
										234	N	Bucknell	2	3
										243	A	Sacred Heart	3	0
										250	A	Providence	0	3
										263	A	Columbia	0	3
										263	H	Columbia	3	2
										286	A	Cornell	2	3
										286	H	Cornell	3	0
										301	A	Central Conn. St.	3	1
										309	N	Holy Cross	3	0
										317	N	Hartford	3	0
										317	N	Hartford	3	0
				LAST 10 GAMES										
				153	H	Harvard	1	3	263	A	Columbia	0	3	
				159	H	Dartmouth	2	3	156	H	Yale	3	1	
				142	A	Princeton	0	3	199	H	Penn	3	0	
				199	A	Penn	0	3	142	H	Princeton	2	3	
				286	A	Cornell	2	3	99	H	Rhode Island	0	3	

Non-Div. I Games:

Brown

Average RPI Win:	200	WON-LOST	WINNING	LAST 10	STRENGTH OF	OPP. STRENGTH	TEAM	ADJ	CONF.	ADJ CONF.	
Average RPI Loss:	142	RECORD	PCT. RANK	GAMES	SCHEDULE	OF SCHEDULE	RPI	RPI	RPI	RPI	
DIV. I ONLY		7- 22	.24138 289	2- 8	144	158	257	.43985 255	20	20	
DIV. I NON-CONF.		4- 9	.30769 259	0- 0	101	130	200	.4762 199	14	14	
<hr/>											
TOTALS	RPI 1-25	RPI 26-50		W-L RECORDS		RPI 51-100		RPI 101-150		RPI 150+	
7- 22	0- 0	0- 2		OVERALL		2- 5		1- 6		4- 9	
3- 8	0- 0	0- 0		HOME		1- 1		0- 3		2- 4	
1- 10	0- 0	0- 1		AWAY		0- 3		0- 1		1- 5	
3- 4	0- 0	0- 1		NEUTRAL		1- 1		1- 2		1- 0	
<hr/>											
4- 9	0- 0	0- 2		NON-CONFERENCE		1- 2		1- 3		2- 2	
1- 2	0- 0	0- 0		HOME		0- 0		0- 1		1- 1	
0- 3	0- 0	0- 1		AWAY		0- 1		0- 0		0- 1	
3- 4	0- 0	0- 1		NEUTRAL		1- 1		1- 2		1- 0	
<hr/>											
3- 13	0- 0	0- 0		CONFERENCE		1- 3		0- 3		2- 7	
2- 6	0- 0	0- 0		HOME		1- 1		0- 2		1- 3	
1- 7	0- 0	0- 0		AWAY		0- 2		0- 1		1- 4	
0- 0	0- 0	0- 0		NEUTRAL		0- 0		0- 0		0- 0	
<hr/>											
RPI S	Opponent	Score	RPI S	Opponent	Score	RPI S	Opponent	Score	RPI S	Opponent	Score
40 A	Pittsburgh	1 3	57 A	Ohio	0 3	102 H	Northern Ill.	0 3	41 N	Northern Ariz.	0 3
41 N	Northern Ariz.	0 3	57 H	Ohio	0 3	107 N	Virginia Tech	1 3	75 N	Cleveland St.	3 2
			91 A	Indiana	0 3	109 N	George Washington	0 3	91 N	Indiana	2 3
			91 N	Indiana	2 3	111 H	Loyola Chicago	1 3	98 A	Kent St.	1 3
			98 A	Kent St.	1 3	122 A	Miami (OH)	0 3	98 H	Kent St.	3 2
			98 H	Kent St.	3 2	122 H	Miami (OH)	1 3	150 N	Lehigh	3 0
						165 A	Western Mich.	1 3			
						187 H	Eastern Mich.	2 3			
						191 A	Ball St.	0 3			
						205 N	Notre Dame	3 1			
						223 A	Buffalo	1 3			
						223 H	Buffalo	1 3			
						227 H	Wright St.	0 3			
						233 A	Middle Tenn.	0 3			
						253 H	Central Mich.	0 3			
						277 H	IPFW	3 2			
						284 A	Toledo	2 3			
						296 A	Akron	3 2			
						296 H	Akron	3 2			
<hr/>											
			LAST 10 GAMES								
			102 H Northern Ill.			0 3			98 H Kent St.		
			122 H Miami (OH)			1 3			191 A Ball St.		
			296 A Akron			3 2			284 A Toledo		
			223 A Buffalo			1 3			187 H Eastern Mich.		
			57 H Ohio			0 3			253 H Central Mich.		

Non-Div. I Games:

Bowling Green

Average RPI Win:	245	WON-LOST	WINNING	LAST 10	STRENGTH OF	OPP. STRENGTH	TEAM	ADJ	CONF.	ADJ CONF.	
Average RPI Loss:	193	RECORD	PCT. RANK	GAMES	SCHEDULE	OF SCHEDULE	RPI	RPI	RPI	RPI	
DIV. I ONLY	13- 17	.43333	204	4- 6	283	273	254	.43954	256	24	24
DIV. I NON-CONF.	6- 8	.42857	192	0- 0	285	290	273	.42278	272	24	24
<hr/>											
TOTALS	RPI 1-25	RPI 26-50		W-L RECORDS		RPI 51-100		RPI 101-150		RPI 150+	
13- 17	0- 0	0- 0		OVERALL		0- 1		1- 4		12- 12	
6- 5	0- 0	0- 0		HOME		0- 0		1- 0		5- 5	
3- 10	0- 0	0- 0		AWAY		0- 1		0- 3		3- 6	
4- 2	0- 0	0- 0		NEUTRAL		0- 0		0- 1		4- 1	
<hr/>											
6- 8	0- 0	0- 0		NON-CONFERENCE		0- 0		0- 3		6- 5	
1- 2	0- 0	0- 0		HOME		0- 0		0- 0		1- 2	
1- 4	0- 0	0- 0		AWAY		0- 0		0- 2		1- 2	
4- 2	0- 0	0- 0		NEUTRAL		0- 0		0- 1		4- 1	
<hr/>											
7- 9	0- 0	0- 0		CONFERENCE		0- 1		1- 1		6- 7	
5- 3	0- 0	0- 0		HOME		0- 0		1- 0		4- 3	
2- 6	0- 0	0- 0		AWAY		0- 1		0- 1		2- 4	
0- 0	0- 0	0- 0		NEUTRAL		0- 0		0- 0		0- 0	
<hr/>											
RPI S	Opponent	Score	RPI S	Opponent	Score	RPI S	Opponent	Score	RPI S	Opponent	Score
						76 A	A&M-Corpus Christi	0 3	123 A	Southern Miss.	1 3
						134 A	Central Ark.	0 3			
						134 H	Central Ark.	3 2			
						136 A	Houston	2 3			
						145 N	North Carolina St.	0 3			
						161 A	UNLV	0 3			
						162 A	South Carolina	0 3			
						164 H	Stephen F. Austin	3 1			
						173 N	Oral Roberts	1 3			
						177 H	Troy	3 1			
						185 H	Eastern Wash.	1 3			
						198 H	Sam Houston St.	0 3			
						202 A	Houston Baptist	3 1			
						208 A	McNeese St.	3 2			
						208 H	McNeese St.	1 3			
						217 N	Portland St.	3 1			
						229 H	Lamar	3 0			
						230 A	Abilene Christian	0 3			
						248 A	New Orleans	0 3			
						248 H	New Orleans	1 3			
						275 H	Northwestern St.	3 1			
						276 A	Incarnate Word	1 3			
						289 A	Nicholls St.	2 3			
						289 H	Nicholls St.	3 1			
						290 H	La.-Lafayette	2 3			
318 N	Alabama A&M	3 0									
322 N	Prairie View	3 0									
<hr/>											
			LAST 10 GAMES								
			134 H	Central Ark.	3 2	208 H	McNeese St.	1 3	289 A	Nicholls St.	2 3
			289 A	Nicholls St.	2 3	289 H	Nicholls St.	3 1	289 H	Nicholls St.	3 1
			229 H	Lamar	3 0	230 A	Abilene Christian	0 3	290 H	La.-Lafayette	2 3
			198 H	Sam Houston St.	0 3	276 A	Incarnate Word	1 3	318 N	Alabama A&M	3 0
			248 H	New Orleans	1 3	275 H	Northwestern St.	3 1	322 N	Prairie View	3 0

Non-Div. I Games:

Southeastern La.

RPI	S	Opponent	Score	
325	A	Southern U.	3	2
328	N	N.C. Central	3	0

Southeastern La.

S
o
u
t
h
e
a
s
t
e
r
n
L
a
.

S
o
u
t
h
e
a
s
t
e
r
n
L
a
.

Average RPI Win:	253	WON-LOST	WINNING	LAST 10	STRENGTH OF	OPP. STRENGTH	TEAM	ADJ	CONF.	ADJ CONF.	
Average RPI Loss:	131	RECORD	PCT. RANK	GAMES	SCHEDULE	OF SCHEDULE	RPI	RPI	RPI	RPI	
DIV. I ONLY	11- 16	.40741	218	1- 9	287	175	258	.43785	257	9	9
DIV. I NON-CONF.	7- 4	.63636	118	0- 0	334	313	301	.39558	301	11	11
<hr/>											
TOTALS	RPI 1-25	RPI 26-50		W-L RECORDS	RPI 51-100		RPI 101-150		RPI 150+		
11- 16	0- 2	0- 0		OVERALL	0- 3		3- 5		8- 6		
4- 7	0- 1	0- 0		HOME	0- 1		1- 3		3- 2		
4- 8	0- 1	0- 0		AWAY	0- 2		2- 2		2- 3		
3- 1	0- 0	0- 0		NEUTRAL	0- 0		0- 0		3- 1		
<hr/>											
7- 4	0- 0	0- 0		NON-CONFERENCE	0- 0		0- 0		7- 4		
2- 1	0- 0	0- 0		HOME	0- 0		0- 0		2- 1		
2- 2	0- 0	0- 0		AWAY	0- 0		0- 0		2- 2		
3- 1	0- 0	0- 0		NEUTRAL	0- 0		0- 0		3- 1		
<hr/>											
4- 12	0- 2	0- 0		CONFERENCE	0- 3		3- 5		1- 2		
2- 6	0- 1	0- 0		HOME	0- 1		1- 3		1- 1		
2- 6	0- 1	0- 0		AWAY	0- 2		2- 2		0- 1		
0- 0	0- 0	0- 0		NEUTRAL	0- 0		0- 0		0- 0		
<hr/>											
RPI S	Opponent	Score	RPI S	Opponent	Score	RPI S	Opponent	Score	RPI S	Opponent	Score
25 A	SMU	0 3				86 A	Cincinnati	1 3	115 A	Tulsa	2 3
25 H	SMU	0 3				86 H	Cincinnati	0 3	115 H	Tulsa	0 3
						90 A	Temple	1 3	118 A	UCF	3 2
									118 H	UCF	0 3
									124 A	UConn	2 3
									129 A	Memphis	3 1
									129 H	Memphis	2 3
									136 H	Houston	3 0
									162 A	South Carolina	0 3
									170 A	South Fla.	0 3
									170 H	South Fla.	0 3
									212 N	Wofford	1 3
									220 H	Western Caro.	1 3
									240 H	Tulane	3 2
									241 A	Davidson	2 3
									246 H	William & Mary	3 0
									306 N	Charleston So.	3 2
									308 N	Presbyterian	3 2
									323 H	Hampton	3 0
									323 N	Hampton	3 0
									328 A	N.C. Central	3 0
									331 A	Savannah St.	3 0
<hr/>											
			LAST 10 GAMES								
			86 H	Cincinnati	0 3		115 H	Tulsa	0 3		
			129 H	Memphis	2 3		170 H	South Fla.	0 3		
			118 A	UCF	3 2		118 H	UCF	0 3		
			170 A	South Fla.	0 3		90 A	Temple	1 3		
			25 H	SMU	0 3		124 A	UConn	2 3		

Non-Div. I Games:

East Carolina

M
o
n
t
a
n
a

Montana					Through Games Of Though Nov. 15, 2015							
Average RPI Win: 228 Average RPI Loss: 140		WON-LOST RECORD	WINNING PCT. RANK	LAST 10 GAMES	STRENGTH OF SCHEDULE	OPP. STRENGTH OF SCHEDULE	TEAM RPI	ADJ RPI	CONF. RPI	ADJ CONF. RPI		
DIV. I ONLY		8- 20	.28571	276	4- 6	195	164	259	.43774	258	18	18
DIV. I NON-CONF.		4- 8	.33333	249	0- 0	167	150	223	.45955	222	15	15
<hr/>												
TOTALS		RPI 1-25	RPI 26-50		W-L RECORDS	RPI 51-100		RPI 101-150		RPI 150+		
8- 20	0- 0		0- 2		OVERALL	0- 6		0- 5		8- 7		
2- 6	0- 0		0- 1		HOME	0- 0		0- 2		2- 3		
3- 9	0- 0		0- 0		AWAY	0- 5		0- 2		3- 2		
3- 5	0- 0		0- 1		NEUTRAL	0- 1		0- 1		3- 2		
<hr/>												
4- 8	0- 0		0- 1		NON-CONFERENCE	0- 4		0- 1		4- 2		
0- 0	0- 0		0- 0		HOME	0- 0		0- 0		0- 0		
1- 3	0- 0		0- 0		AWAY	0- 3		0- 0		1- 0		
3- 5	0- 0		0- 1		NEUTRAL	0- 1		0- 1		3- 2		
<hr/>												
4- 12	0- 0		0- 1		CONFERENCE	0- 2		0- 4		4- 5		
2- 6	0- 0		0- 1		HOME	0- 0		0- 2		2- 3		
2- 6	0- 0		0- 0		AWAY	0- 2		0- 2		2- 2		
0- 0	0- 0		0- 0		NEUTRAL	0- 0		0- 0		0- 0		
<hr/>												
RPI S	Opponent	Score	RPI S	Opponent	Score	RPI S	Opponent	Score	RPI S	Opponent	Score	
			41 H	Northern Ariz.	0 3	56 A	Idaho St.	0 3	126 N	Utah	1 3	
			49 N	Wyoming	1 3	69 N	New Mexico St.	0 3	131 A	North Dakota	0 3	
						72 A	Sacramento St.	0 3	131 H	North Dakota	0 3	
						81 A	Gonzaga	0 3	144 A	Northern Colo.	1 3	
						87 A	Denver	1 3	144 H	Northern Colo.	2 3	
						90 A	Temple	0 3	179 N	Duquesne	1 3	
									180 A	Idaho	1 3	
									180 H	Idaho	2 3	
									185 A	Eastern Wash.	3 1	
									185 H	Eastern Wash.	3 2	
									190 H	Southern Utah	0 3	
									203 A	Air Force	3 2	
									217 A	Portland St.	3 1	
									230 N	Abilene Christian	3 1	
									231 N	Ill.-Chicago	3 2	
									269 N	Binghamton	2 3	
									270 N	Northeastern	3 1	
									272 H	Weber St.	1 3	
									304 A	Montana St.	1 3	
									304 H	Montana St.	3 0	
<hr/>												
LAST 10 GAMES												
			304 H	Montana St.	3 0	185 A	Eastern Wash.	3 1				
			56 A	Idaho St.	0 3	72 A	Sacramento St.	0 3				
			131 H	North Dakota	0 3	217 A	Portland St.	3 1				
			144 H	Northern Colo.	2 3	185 H	Eastern Wash.	3 2				
			180 A	Idaho	1 3	180 H	Idaho	2 3				

Non-Div. I Games:

Montana

M
o
n
t
a
n
a

E
l
o
n

Elon					Through Games Of Though Nov. 15, 2015								
Average RPI Win:	283	WON-LOST	WINNING	LAST 10	STRENGTH OF	OPP. STRENGTH	TEAM	ADJ	CONF.	ADJ CONF.			
Average RPI Loss:	129	RECORD	PCT. RANK	GAMES	SCHEDULE	OF SCHEDULE	RPI	RPI	RPI	RPI			
DIV. I ONLY	7- 23	.23333	293	4- 6	127	230	260	.43586	259	12	12		
DIV. I NON-CONF.	4- 10	.28571	265	1- 0	204	300	278	.41908	279	13	13		

TOTALS	RPI 1-25	RPI 26-50		W-L RECORDS		RPI 51-100		RPI 101-150		RPI 150+			
7- 23	0- 0	0- 0		OVERALL		0- 9		0- 7		7- 7			
5- 9	0- 0	0- 0		HOME		0- 4		0- 2		5- 3			
1- 11	0- 0	0- 0		AWAY		0- 4		0- 3		1- 4			
1- 3	0- 0	0- 0		NEUTRAL		0- 1		0- 2		1- 0			
4- 10	0- 0	0- 0		NON-CONFERENCE		0- 1		0- 5		4- 4			
3- 3	0- 0	0- 0		HOME		0- 0		0- 1		3- 2			
0- 4	0- 0	0- 0		AWAY		0- 0		0- 2		0- 2			
1- 3	0- 0	0- 0		NEUTRAL		0- 1		0- 2		1- 0			
3- 13	0- 0	0- 0		CONFERENCE		0- 8		0- 2		3- 3			
2- 6	0- 0	0- 0		HOME		0- 4		0- 1		2- 1			
1- 7	0- 0	0- 0		AWAY		0- 4		0- 1		1- 2			
0- 0	0- 0	0- 0		NEUTRAL		0- 0		0- 0		0- 0			
RPI S	Opponent	Score	RPI S	Opponent	Score	RPI S	Opponent	Score	RPI S	Opponent	Score		
						63 A James Madison	1	3	106 A Hofstra	2	3		
						63 H James Madison	0	3	106 H Hofstra	2	3		
						66 A UNCW	0	3	107 A Virginia Tech	0	3		
						66 H UNCW	0	3	111 N Loyola Chicago	1	3		
						74 A Towson	0	3	113 N Kennesaw St.	0	3		
						74 H Towson	1	3	121 H UNCG	1	3		
						96 A Col. of Charleston	0	3	127 A Valparaiso	0	3		
						96 H Col. of Charleston	1	3	168 H Wake Forest	1	3		
						97 N Washington St.	0	3	172 A High Point	2	3		
											175 A Delaware	2	3
											175 H Delaware	1	3
											221 A Radford	2	3
											241 H Davidson	3	0
											246 A William & Mary	3	1
											246 H William & Mary	3	0
											270 A Northeastern	1	3
											270 H Northeastern	3	0
											306 H Charleston So.	1	3
											320 H N.C. A&T	3	0
											328 H N.C. Central	3	0
											331 N Savannah St.	3	0
			LAST 10 GAMES										
			270 H Northeastern			3	0	246 H William & Mary			3	0	
			106 H Hofstra			2	3	63 A James Madison			1	3	
			66 A UNCW			0	3	74 A Towson			0	3	
			96 A Col. of Charleston			0	3	320 H N.C. A&T			3	0	
			175 A Delaware			2	3	246 A William & Mary			3	1	

Non-Div. I Games:

Elon

E
l
o
n

[illegible]

Non-Div. I Games:

Manhattan

RPI	S	Opponent	Score	
326	N	UMass Lowell	3	1
328	N	N.C. Central	3	0
330	A	Quinnipiac	3	0
330	H	Quinnipiac	3	0

Manhattan

M
a
n
h
a
t
t
a
n

M
a
n
h
a
t
t
a
n

Average RPI Win:	301	WON-LOST	WINNING	LAST 10	STRENGTH OF	OPP. STRENGTH	TEAM	ADJ	CONF.	ADJ CONF.	
Average RPI Loss:	145	RECORD	PCT. RANK	GAMES	SCHEDULE	OF SCHEDULE	RPI	RPI	RPI	RPI	
DIV. I ONLY		13- 15	.46429 190	7- 3	299	293	263	.43509 261	31	31	
DIV. I NON-CONF.		3- 14	.17647 295	0- 2	117	167	254	.43352 254	31	31	
<hr/>											
TOTALS	RPI 1-25	RPI 26-50		W-L RECORDS		RPI 51-100		RPI 101-150		RPI 150+	
13- 15	0- 0	0- 0		OVERALL		0- 5		0- 4		13- 6	
6- 2	0- 0	0- 0		HOME		0- 1		0- 1		6- 0	
5- 7	0- 0	0- 0		AWAY		0- 3		0- 1		5- 3	
2- 6	0- 0	0- 0		NEUTRAL		0- 1		0- 2		2- 3	
<hr/>											
3- 14	0- 0	0- 0		NON-CONFERENCE		0- 5		0- 4		3- 5	
1- 2	0- 0	0- 0		HOME		0- 1		0- 1		1- 0	
0- 6	0- 0	0- 0		AWAY		0- 3		0- 1		0- 2	
2- 6	0- 0	0- 0		NEUTRAL		0- 1		0- 2		2- 3	
<hr/>											
10- 1	0- 0	0- 0		CONFERENCE		0- 0		0- 0		10- 1	
5- 0	0- 0	0- 0		HOME		0- 0		0- 0		5- 0	
5- 1	0- 0	0- 0		AWAY		0- 0		0- 0		5- 1	
0- 0	0- 0	0- 0		NEUTRAL		0- 0		0- 0		0- 0	
<hr/>											
RPI S	Opponent	Score	RPI S	Opponent	Score	RPI S	Opponent	Score	RPI S	Opponent	Score
						80 A	American	0 3	120 N	St. John's (NY)	0 3
						85 A	Fla. Atlantic	0 3	133 A	North Florida	0 3
						85 N	Fla. Atlantic	0 3	133 H	North Florida	1 3
						88 A	FGCU	0 3	149 N	Seattle	0 3
						88 H	FGCU	1 3	151 A	FIU	1 3
						171 A	St. Mary's (CA)	0 3			
						210 N	Fresno St.	0 3			
						214 N	Campbell	0 3			
						216 H	Stetson	3 1			
						216 N	Stetson	3 0			
						232 N	Ga. Southern	0 3			
						238 A	Howard	2 3			
						269 N	Binghamton	3 2			
						295 A	Florida A&M	3 0			
						295 H	Florida A&M	3 0			
						320 A	N.C. A&T	3 0			
						320 H	N.C. A&T	3 1			
						328 A	N.C. Central	3 1			
						328 H	N.C. Central	3 0			
						329 A	South Carolina St.	3 0			
						329 H	South Carolina St.	3 1			
						331 A	Savannah St.	3 0			
						331 H	Savannah St.	3 0			
						LAST 10 GAMES					
						328 A	N.C. Central	3 1			
320 A	N.C. A&T	3 0	238 A	Howard	2 3						
295 A	Florida A&M	3 0	88 A	FGCU	0 3						
329 H	South Carolina St.	3 1	328 H	N.C. Central	3 0						
331 H	Savannah St.	3 0	320 H	N.C. A&T	3 1						

Non-Div. I Games:

Bethune-Cookman

Average RPI Win: 282		WON-LOST	WINNING	LAST 10	STRENGTH OF		OPP. STRENGTH	TEAM	ADJ		CONF.	ADJ CONF.	
Average RPI Loss: 168		RECORD	PCT. RANK	GAMES	SCHEDULE		OF SCHEDULE	RPI	RPI		RPI	RPI	
DIV. I ONLY		11- 18	.37931	229	3- 7		265	283	264	.43329	262	23	23
DIV. I NON-CONF.		7- 8	.46667	180	0- 1		216	325	229	.45583	228	21	21
TOTALS		RPI 1-25	RPI 26-50		W-L RECORDS		RPI 51-100		RPI 101-150		RPI 150+		
11- 18	0- 0	0- 0		OVERALL		0- 5		1- 3		10- 10			
5- 6	0- 0	0- 0		HOME		0- 2		1- 1		4- 3			
2- 11	0- 0	0- 0		AWAY		0- 3		0- 2		2- 6			
4- 1	0- 0	0- 0		NEUTRAL		0- 0		0- 0		4- 1			
7- 8	0- 0	0- 0		NON-CONFERENCE		0- 3		0- 0		7- 5			
2- 2	0- 0	0- 0		HOME		0- 1		0- 0		2- 1			
1- 5	0- 0	0- 0		AWAY		0- 2		0- 0		1- 3			
4- 1	0- 0	0- 0		NEUTRAL		0- 0		0- 0		4- 1			
4- 10	0- 0	0- 0		CONFERENCE		0- 2		1- 3		3- 5			
3- 4	0- 0	0- 0		HOME		0- 1		1- 1		2- 2			
1- 6	0- 0	0- 0		AWAY		0- 1		0- 2		1- 3			
0- 0	0- 0	0- 0		NEUTRAL		0- 0		0- 0		0- 0			
RPI S	Opponent	Score	RPI S	Opponent	Score	RPI S	Opponent	Score	RPI S	Opponent	Score		
						69 A	New Mexico St.	0 3	139 A	CSU Bakersfield	0 3		
						69 H	New Mexico St.	0 3	139 H	CSU Bakersfield	3 0		
						76 A	A&M-Corpus Christi	0 3	149 A	Seattle	0 3		
						76 A	A&M-Corpus Christi	0 3	149 H	Seattle	1 3		
						76 H	A&M-Corpus Christi	1 3	182 A	UMKC	1 3		
									182 H	UMKC	1 3		
									188 A	Utah Valley	1 3		
									188 H	Utah Valley	1 3		
									202 A	Houston Baptist	0 3		
									211 H	San Jose St.	3 2		
									229 A	Lamar	1 3		
									240 N	Tulane	1 3		
									248 A	New Orleans	2 3		
									252 N	Louisiana Tech	3 1		
									276 H	Incarnate Word	0 3		
									282 A	Grand Canyon	1 3		
									282 H	Grand Canyon	3 0		
									305 N	Texas Southern	3 0		
									311 A	Chicago St.	3 0		
									311 H	Chicago St.	3 0		
									316 N	Jackson St.	3 0		
									322 A	Prairie View	3 0		
									325 H	Southern U.	3 0		
									333 N	Alcorn	3 0		
			LAST 10 GAMES										
			149 A	Seattle	0 3	311 A	Chicago St.	3 0					
			188 A	Utah Valley	1 3	69 H	New Mexico St.	0 3					
			139 H	CSU Bakersfield	3 0	248 A	New Orleans	2 3					
			282 H	Grand Canyon	3 0	188 H	Utah Valley	1 3					
			182 A	UMKC	1 3	149 H	Seattle	1 3					

Non-Div. I Games:

UTRGV

Average RPI Win:	231	WON-LOST RECORD	WINNING PCT. RANK	LAST 10 GAMES	STRENGTH OF SCHEDULE	OPP. STRENGTH OF SCHEDULE	TEAM RPI	ADJ RPI	CONF. RPI	ADJ CONF. RPI		
DIV. I ONLY		7- 16	.30435 272	4- 6	209	239	265	.43324 263	22	22		
DIV. I NON-CONF.		2- 7	.22222 281	0- 0	221	203	290	.40928 287	23	23		
<hr/>												
TOTALS	RPI 1-25	RPI 26-50		W-L RECORDS		RPI 51-100		RPI 101-150		RPI 150+		
7- 16	0- 0	0- 0		OVERALL		0- 2		0- 3		7- 11		
5- 5	0- 0	0- 0		HOME		0- 1		0- 1		5- 3		
2- 7	0- 0	0- 0		AWAY		0- 0		0- 1		2- 6		
0- 4	0- 0	0- 0		NEUTRAL		0- 1		0- 1		0- 2		
<hr/>												
2- 7	0- 0	0- 0		NON-CONFERENCE		0- 2		0- 1		2- 4		
2- 1	0- 0	0- 0		HOME		0- 1		0- 0		2- 0		
0- 2	0- 0	0- 0		AWAY		0- 0		0- 0		0- 2		
0- 4	0- 0	0- 0		NEUTRAL		0- 1		0- 1		0- 2		
<hr/>												
5- 9	0- 0	0- 0		CONFERENCE		0- 0		0- 2		5- 7		
3- 4	0- 0	0- 0		HOME		0- 0		0- 1		3- 3		
2- 5	0- 0	0- 0		AWAY		0- 0		0- 1		2- 4		
0- 0	0- 0	0- 0		NEUTRAL		0- 0		0- 0		0- 0		
<hr/>												
RPI S	Opponent	Score	RPI S	Opponent	Score	RPI S	Opponent	Score	RPI S	Opponent	Score	
						80 H	American	0 3	125 N	Army West Point	0 3	
						99 N	Rhode Island	0 3	142 A	Princeton	0 3	
										142 H	Princeton	1 3
										153 A	Harvard	0 3
										153 H	Harvard	3 1
										156 A	Yale	1 3
										156 H	Yale	3 2
										158 N	Texas Tech	0 3
										159 A	Dartmouth	1 3
										159 H	Dartmouth	2 3
										164 A	Stephen F. Austin	0 3
										199 A	Penn	3 1
										199 H	Penn	0 3
										237 A	Stony Brook	1 3
										254 A	Brown	2 3
										254 H	Brown	3 0
										270 H	Northeastern	3 2
										274 N	South Dakota St.	2 3
										286 A	Cornell	3 1
										286 H	Cornell	2 3
				299 H	NJIT	3 0						
			LAST 10 GAMES									
			142 H	Princeton	1 3	254 H	Brown	3 0				
			199 H	Penn	0 3	286 H	Cornell	2 3				
			153 A	Harvard	0 3	159 H	Dartmouth	2 3				
			159 A	Dartmouth	1 3	153 H	Harvard	3 1				
			156 H	Yale	3 2	199 A	Penn	3 1				

Non-Div. I Games:

Columbia

Average RPI Win: 279		WON-LOST RECORD		WINNING PCT. RANK		LAST 10 GAMES		STRENGTH OF SCHEDULE		OPP. STRENGTH OF SCHEDULE		TEAM RPI		ADJ RPI		CONF. RPI		ADJ CONF. RPI	
DIV. I ONLY		9- 20		.31034 267		7- 3		200		244		261		.4329 264		25		25	
DIV. I NON-CONF.		2- 11		.15385 301		0- 0		201		173		299		.39938 297		26		26	
TOTALS		RPI 1-25		RPI 26-50		W-L RECORDS		RPI 51-100		RPI 101-150		RPI 150+							
9- 20		0- 0		0- 0		OVERALL		0- 5		1- 6		8- 9							
5- 7		0- 0		0- 0		HOME		0- 1		1- 3		4- 3							
2- 9		0- 0		0- 0		AWAY		0- 3		0- 2		2- 4							
2- 4		0- 0		0- 0		NEUTRAL		0- 1		0- 1		2- 2							
2- 11		0- 0		0- 0		NON-CONFERENCE		0- 3		0- 3		2- 5							
0- 4		0- 0		0- 0		HOME		0- 0		0- 2		0- 2							
0- 3		0- 0		0- 0		AWAY		0- 2		0- 0		0- 1							
2- 4		0- 0		0- 0		NEUTRAL		0- 1		0- 1		2- 2							
7- 9		0- 0		0- 0		CONFERENCE		0- 2		1- 3		6- 4							
5- 3		0- 0		0- 0		HOME		0- 1		1- 1		4- 1							
2- 6		0- 0		0- 0		AWAY		0- 1		0- 2		2- 3							
0- 0		0- 0		0- 0		NEUTRAL		0- 0		0- 0		0- 0							
RPI S	Opponent	Score		RPI S	Opponent	Score		RPI S	Opponent	Score		RPI S	Opponent	Score					
								53 N	Oregon	0	3	104 H	Maryland	2	3				
								60 A	Syracuse	1	3	109 H	George Washington	0	3				
								80 A	American	1	3	120 N	St. John's (NY)	0	3				
								80 H	American	0	3	125 A	Army West Point	2	3				
								90 A	Temple	0	3	125 H	Army West Point	0	3				
												150 A	Lehigh	1	3				
												150 H	Lehigh	3	1				
												154 N	New Hampshire	2	3				
												158 H	Texas Tech	0	3				
												201 A	Colgate	0	3				
												201 H	Colgate	2	3				
												203 H	Air Force	1	3				
												223 N	Buffalo	0	3				
												234 A	Bucknell	2	3				
												234 H	Bucknell	3	2				
												292 N	Canisius	3	1				
												296 A	Akron	0	3				
												300 A	Lafayette	3	0				
												300 H	Lafayette	3	0				
												307 A	Loyola Maryland	3	0				
												307 H	Loyola Maryland	3	0				
												309 A	Holy Cross	2	3				
												309 H	Holy Cross	3	1				
												315 N	Saint Francis (PA)	3	1				
LAST 10 GAMES																			
								80 A	American	1	3								
								234 H	Bucknell	3	2								
								150 H	Lehigh	3	1								
								300 H	Lafayette	3	0								
								307 H	Loyola Maryland	3	0								

Average RPI Win:	267	WON-LOST RECORD	WINNING PCT. RANK	LAST 10 GAMES	STRENGTH OF SCHEDULE	OPP. STRENGTH OF SCHEDULE	TEAM RPI	ADJ RPI	CONF. RPI	ADJ CONF. RPI						
DIV. I ONLY		10- 19	.34483	242	3- 7	248	254	262	.43287	265	27	27				
DIV. I NON-CONF.		4- 9	.30769	259	0- 0	161	180	238	.45057	236	25	25				
<hr/>																
TOTALS	RPI 1-25	RPI 26-50		W-L RECORDS		RPI 51-100		RPI 101-150		RPI 150+						
10- 19	0- 1	0- 2		OVERALL		0- 3		0- 1		10- 12						
5- 6	0- 1	0- 0		HOME		0- 2		0- 0		5- 3						
3- 9	0- 0	0- 2		AWAY		0- 1		0- 0		3- 6						
2- 4	0- 0	0- 0		NEUTRAL		0- 0		0- 1		2- 3						
<hr/>																
4- 9	0- 1	0- 2		NON-CONFERENCE		0- 1		0- 1		4- 4						
0- 3	0- 1	0- 0		HOME		0- 1		0- 0		0- 1						
2- 2	0- 0	0- 2		AWAY		0- 0		0- 0		2- 0						
2- 4	0- 0	0- 0		NEUTRAL		0- 0		0- 1		2- 3						
<hr/>																
6- 10	0- 0	0- 0		CONFERENCE		0- 2		0- 0		6- 8						
5- 3	0- 0	0- 0		HOME		0- 1		0- 0		5- 2						
1- 7	0- 0	0- 0		AWAY		0- 1		0- 0		1- 6						
0- 0	0- 0	0- 0		NEUTRAL		0- 0		0- 0		0- 0						
<hr/>																
RPI	S	Opponent	Score		RPI	S	Opponent	Score		RPI	S	Opponent	Score			
18	H	Arkansas St.	0	3	42	A	Southern Ill.	0	3	70	H	Saint Louis	1	3		
					46	A	Arkansas	0	3	95	A	Murray St.	0	3		
										95	H	Murray St.	0	3		
												116	N	Texas-Arlington	0	3
												182	H	UMKC	0	3
												189	A	Eastern Ill.	2	3
												189	H	Eastern Ill.	3	2
												192	A	Belmont	0	3
												195	N	UTEP	2	3
												197	N	DePaul	2	3
												213	N	USC Upstate	1	3
												239	H	Eastern Ky.	3	1
												244	A	Tennessee St.	3	2
												268	A	UT Martin	0	3
												268	H	UT Martin	0	3
												271	A	Bradley	3	2
												273	A	Austin Peay	2	3
												273	H	Austin Peay	3	1
												275	N	Northwestern St.	3	1
												278	H	Morehead St.	3	1
												280	A	Tennessee Tech	0	3
												287	A	SIUE	1	3
												287	H	SIUE	3	0
												294	H	Jacksonville St.	2	3
												303	N	Citadel	3	2
												310	A	Gardner-Webb	3	0
<hr/>																
LAST 10 GAMES																
294	H	Jacksonville St.	2	3	189	H	Eastern Ill.	3	2	310	A	Gardner-Webb	3	0		
268	A	UT Martin	0	3	192	A	Belmont	0	3							
95	A	Murray St.	0	3	244	A	Tennessee St.	3	2							
273	A	Austin Peay	2	3	189	A	Eastern Ill.	2	3							
287	H	SIUE	3	0	287	A	SIUE	1	3							

Non-Div. I Games:

Southeast Mo. St.

Average RPI Win:	263	WON-LOST	WINNING	LAST 10	STRENGTH OF	OPP. STRENGTH	TEAM	ADJ	CONF.	ADJ CONF.	
Average RPI Loss:	153	RECORD	PCT. RANK	GAMES	SCHEDULE	OF SCHEDULE	RPI	RPI	RPI	RPI	
DIV. I ONLY	7- 19	.26923	281	3- 7	175	246	267	.43176	266	15	15
DIV. I NON-CONF.	4- 6	.4	216	0- 0	219	319	244	.43969	242	16	16
<hr/>											
TOTALS	RPI 1-25	RPI 26-50		W-L RECORDS		RPI 51-100		RPI 101-150		RPI 150+	
7- 19	0- 1	0- 0		OVERALL		0- 3		0- 6		7- 9	
3- 9	0- 1	0- 0		HOME		0- 1		0- 4		3- 3	
2- 8	0- 0	0- 0		AWAY		0- 1		0- 2		2- 5	
2- 2	0- 0	0- 0		NEUTRAL		0- 1		0- 0		2- 1	
4- 6	0- 0	0- 0		NON-CONFERENCE		0- 1		0- 1		4- 4	
1- 3	0- 0	0- 0		HOME		0- 0		0- 1		1- 2	
1- 1	0- 0	0- 0		AWAY		0- 0		0- 0		1- 1	
2- 2	0- 0	0- 0		NEUTRAL		0- 1		0- 0		2- 1	
3- 13	0- 1	0- 0		CONFERENCE		0- 2		0- 5		3- 5	
2- 6	0- 1	0- 0		HOME		0- 1		0- 3		2- 1	
1- 7	0- 0	0- 0		AWAY		0- 1		0- 2		1- 4	
0- 0	0- 0	0- 0		NEUTRAL		0- 0		0- 0		0- 0	
RPI S	Opponent	Score	RPI S	Opponent	Score	RPI S	Opponent	Score	RPI S	Opponent	Score
18 H	Arkansas St.	0 3				84 A	Appalachian St.	1 3	103 A	Texas St.	1 3
						84 H	Appalachian St.	1 3	103 H	Texas St.	0 3
						95 N	Murray St.	0 3	113 H	Kennesaw St.	2 3
									116 A	Texas-Arlington	1 3
									116 H	Texas-Arlington	2 3
									128 H	Little Rock	1 3
									160 A	South Ala.	2 3
									160 H	South Ala.	3 0
									172 A	High Point	3 2
									177 A	Troy	1 3
									197 H	DePaul	1 3
									210 N	Fresno St.	2 3
									220 A	Western Caro.	2 3
									221 H	Radford	2 3
									232 A	Ga. Southern	0 3
									232 H	Ga. Southern	2 3
									251 A	La.-Monroe	3 0
									290 A	La.-Lafayette	0 3
									290 H	La.-Lafayette	3 1
									307 N	Loyola Maryland	3 0
									329 N	South Carolina St.	3 0
									332 H	Grambling	3 0
			LAST 10 GAMES								
			251 A	La.-Monroe	3 0	160 H	South Ala.	3 0			
			290 A	La.-Lafayette	0 3	84 H	Appalachian St.	1 3			
			232 H	Ga. Southern	2 3	116 H	Texas-Arlington	2 3			
			18 H	Arkansas St.	0 3	84 A	Appalachian St.	1 3			
			290 H	La.-Lafayette	3 1	128 H	Little Rock	1 3			

Non-Div. I Games:

Georgia St.

Average RPI Win:	274	WON-LOST	WINNING	LAST 10	STRENGTH OF	OPP. STRENGTH	TEAM	ADJ	CONF.	ADJ CONF.		
Average RPI Loss:	134	RECORD	PCT. RANK	GAMES	SCHEDULE	OF SCHEDULE	RPI	RPI	RPI	RPI		
DIV. I ONLY		8- 22	.26667	282	1- 9	196	182	268	.43137	267	7	7
DIV. I NON-CONF.		6- 8	.42857	192	0- 0	282	293	270	.4233	270	8	8
<hr/>												
TOTALS	RPI 1-25	RPI 26-50		W-L RECORDS		RPI 51-100		RPI 101-150		RPI 150+		
8- 22	0- 0	0- 4		OVERALL		0- 4		0- 5		8- 9		
4- 8	0- 0	0- 3		HOME		0- 2		0- 2		4- 1		
2- 10	0- 0	0- 1		AWAY		0- 2		0- 3		2- 4		
2- 4	0- 0	0- 0		NEUTRAL		0- 0		0- 0		2- 4		
<hr/>												
6- 8	0- 0	0- 0		NON-CONFERENCE		0- 0		0- 1		6- 7		
2- 1	0- 0	0- 0		HOME		0- 0		0- 0		2- 1		
2- 3	0- 0	0- 0		AWAY		0- 0		0- 1		2- 2		
2- 4	0- 0	0- 0		NEUTRAL		0- 0		0- 0		2- 4		
<hr/>												
2- 14	0- 0	0- 4		CONFERENCE		0- 4		0- 4		2- 2		
2- 7	0- 0	0- 3		HOME		0- 2		0- 2		2- 0		
0- 7	0- 0	0- 1		AWAY		0- 2		0- 2		0- 2		
0- 0	0- 0	0- 0		NEUTRAL		0- 0		0- 0		0- 0		
<hr/>												
RPI S	Opponent	Score	RPI S	Opponent	Score	RPI S	Opponent	Score	RPI S	Opponent	Score	
			30 H	Wichita St.	0 3	52 A	UNI	2 3	105 A	Tennessee	1 3	
			42 A	Southern Ill.	0 3	52 H	UNI	0 3	111 A	Loyola Chicago	1 3	
			42 H	Southern Ill.	1 3	64 A	Illinois St.	0 3	111 H	Loyola Chicago	0 3	
			43 H	Missouri St.	0 3	64 H	Illinois St.	0 3	140 A	Indiana St.	1 3	
									140 H	Indiana St.	1 3	
									178 N	Omaha	2 3	
									189 N	Eastern Ill.	0 3	
									196 H	Northern Ky.	0 3	
									197 A	DePaul	1 3	
									204 A	Drake	0 3	
									204 H	Drake	3 1	
									211 N	San Jose St.	1 3	
									227 A	Wright St.	0 3	
									253 A	Central Mich.	3 1	
									271 A	Bradley	2 3	
									271 H	Bradley	3 1	
									273 A	Austin Peay	3 2	
									280 N	Tennessee Tech	3 2	
									284 N	Toledo	2 3	
									285 N	Niagara	3 1	
									312 H	Western Ill.	3 0	
									316 H	Jackson St.	3 0	
			LAST 10 GAMES									
			64 H	Illinois St.	0 3	271 A	Bradley	2 3				
			140 H	Indiana St.	1 3	204 H	Drake	3 1				
			42 A	Southern Ill.	0 3	52 H	UNI	0 3				
			43 H	Missouri St.	0 3	140 A	Indiana St.	1 3				
			111 A	Loyola Chicago	1 3	64 A	Illinois St.	0 3				

Non-Div. I Games:

Evansville

Average RPI Win:		262	WON-LOST RECORD		WINNING PCT. RANK		LAST 10 GAMES		STRENGTH OF SCHEDULE		OPP. STRENGTH OF SCHEDULE		TEAM RPI		ADJ RPI		CONF. RPI		ADJ CONF. RPI	
DIV. I ONLY			9- 24		.27273 280		2- 8		169		262		266		.43096 268		27		27	
DIV. I NON-CONF.			4- 13		.23529 277		0- 0		91		214		230		.4548 230		25		25	
TOTALS		RPI 1-25		RPI 26-50		W-L RECORDS		RPI 51-100		RPI 101-150		RPI 150+								
9- 24		0- 1		0- 2		OVERALL		1- 4		0- 3		8- 14								
4- 4		0- 0		0- 0		HOME		0- 1		0- 0		4- 3								
3- 11		0- 0		0- 1		AWAY		1- 2		0- 2		2- 6								
2- 9		0- 1		0- 1		NEUTRAL		0- 1		0- 1		2- 5								
4- 13		0- 1		0- 2		NON-CONFERENCE		1- 2		0- 3		3- 5								
0- 0		0- 0		0- 0		HOME		0- 0		0- 0		0- 0								
2- 4		0- 0		0- 1		AWAY		1- 1		0- 2		1- 0								
2- 9		0- 1		0- 1		NEUTRAL		0- 1		0- 1		2- 5								
5- 11		0- 0		0- 0		CONFERENCE		0- 2		0- 0		5- 9								
4- 4		0- 0		0- 0		HOME		0- 1		0- 0		4- 3								
1- 7		0- 0		0- 0		AWAY		0- 1		0- 0		1- 6								
0- 0		0- 0		0- 0		NEUTRAL		0- 0		0- 0		0- 0								
RPI	S	Opponent		Score		RPI	S	Opponent		Score		RPI	S	Opponent		Score				
19	N	Western Ky.		0	3	29	N	Dayton		0	3	70	A	Saint Louis		0	3			
						42	A	Southern Ill.		0	3	78	A	Ole Miss		3	2			
												83	N	Coastal Caro.		0	3			
												95	A	Murray St.		1	3			
												95	H	Murray St.		0	3			
														Georgia Tech		0	3			
														North Dakota		0	3			
														Indiana St.		0	3			
														Eastern Mich.		2	3			
														Eastern Ill.		1	3			
														Eastern Ill.		2	3			
														Belmont		1	3			
														Siena		1	3			
														McNeese St.		2	3			
														USC Upstate		1	3			
														Eastern Ky.		3	1			
														Tennessee St.		2	3			
														Southeast Mo. St.		3	0			
														Southeast Mo. St.		3	0			
														Austin Peay		1	3			
														Austin Peay		3	0			
														IPFW		1	3			
														Morehead St.		0	3			
														Tennessee Tech		2	3			
														SIUE		2	3			
														SIUE		3	1			
														Jacksonville St.		0	3			
														Citadel		3	1			
														Alabama A&M		3	2			
														Ark.-Pine Bluff		3	0			
LAST 10 GAMES				LAST 10 GAMES				LAST 10 GAMES				LAST 10 GAMES								
280 H Tennessee Tech				2	3	287 H SIUE				3	1	303 N Citadel				3	1			
265 H Southeast Mo. St.				3	0	244 A Tennessee St.				2	3	318 A Alabama A&M				3	2			
273 A Austin Peay				1	3	192 A Belmont				1	3	327 N Ark.-Pine Bluff				3	0			
95 A Murray St.				1	3	287 A SIUE				2	3									
189 H Eastern Ill.				2	3	189 A Eastern Ill.				1	3									

Non-Div. I Games:

UT Martin

Average RPI Win:	269	WON-LOST RECORD	WINNING PCT. RANK	LAST 10 GAMES	STRENGTH OF SCHEDULE	OPP. STRENGTH OF SCHEDULE	TEAM RPI	ADJ RPI	CONF. RPI	ADJ CONF. RPI	
Average RPI Loss:	165										
DIV. I ONLY		9- 18	.33333 248	5- 5	241	264	269	.43086 269	28	28	
DIV. I NON-CONF.		3- 12	.2 285	0- 1	131	196	257	.42936 258	28	28	
<hr/>											
TOTALS	RPI 1-25	RPI 26-50		W-L RECORDS		RPI 51-100		RPI 101-150		RPI 150+	
9- 18	0- 0	0- 0		OVERALL		0- 5		0- 4		9- 9	
4- 3	0- 0	0- 0		HOME		0- 0		0- 1		4- 2	
2- 8	0- 0	0- 0		AWAY		0- 3		0- 1		2- 4	
3- 7	0- 0	0- 0		NEUTRAL		0- 2		0- 2		3- 3	
<hr/>											
3- 12	0- 0	0- 0		NON-CONFERENCE		0- 5		0- 2		3- 5	
0- 1	0- 0	0- 0		HOME		0- 0		0- 0		0- 1	
0- 4	0- 0	0- 0		AWAY		0- 3		0- 0		0- 1	
3- 7	0- 0	0- 0		NEUTRAL		0- 2		0- 2		3- 3	
<hr/>											
6- 6	0- 0	0- 0		CONFERENCE		0- 0		0- 2		6- 4	
4- 2	0- 0	0- 0		HOME		0- 0		0- 1		4- 1	
2- 4	0- 0	0- 0		AWAY		0- 0		0- 1		2- 3	
0- 0	0- 0	0- 0		NEUTRAL		0- 0		0- 0		0- 0	
<hr/>											
RPI S	Opponent	Score	RPI S	Opponent	Score	RPI S	Opponent	Score	RPI S	Opponent	Score
						74 N	Towson	0 3	111 N	Loyola Chicago	0 3
						75 A	Cleveland St.	0 3	138 A	Albany (NY)	0 3
						85 A	Fla. Atlantic	0 3	138 H	Albany (NY)	2 3
						86 N	Cincinnati	0 3	146 N	Seton Hall	2 3
						90 A	Temple	0 3	154 A	New Hampshire	0 3
									154 H	New Hampshire	0 3
									179 N	Duquesne	3 2
									200 H	Siena	2 3
									216 N	Stetson	3 2
									232 N	Ga. Southern	0 3
									237 A	Stony Brook	0 3
									237 H	Stony Brook	3 2
									242 A	UMBC	1 3
									242 H	UMBC	3 1
									253 N	Central Mich.	2 3
LAST 10 GAMES						258 N	Montana	3 2			
						261 N	Bethune-Cookman	2 3			
						286 A	Cornell	1 3			
						317 A	Hartford	3 1			
						317 H	Hartford	3 0			
						326 A	UMass Lowell	3 0			
						326 H	UMass Lowell	3 2			
						326 A	UMass Lowell	3 0			
						237 H	Stony Brook	3 2			
						242 H	UMBC	3 1			
317 A	Hartford	3 1									
154 A	New Hampshire	0 3									
138 A	Albany (NY)	0 3									
200 H	Siena	2 3									
326 H	UMass Lowell	3 2									
242 A	UMBC	1 3									
237 A	Stony Brook	0 3									

Non-Div. I Games:

Binghamton

Average RPI Win: 233		WON-LOST RECORD		WINNING PCT. RANK		LAST 10 GAMES		STRENGTH OF SCHEDULE		OPP. STRENGTH OF SCHEDULE		TEAM RPI		ADJ RPI		CONF. RPI		ADJ CONF. RPI	
DIV. I ONLY		6- 25		.19355 308		2- 8		132		173		271		.43059 270		12		12	
DIV. I NON-CONF.		3- 12		.2 285		0- 0		214		206		295		.40494 294		13		13	
TOTALS		RPI 1-25		RPI 26-50		W-L RECORDS		RPI 51-100		RPI 101-150		RPI 150+							
6- 25		0- 0		0- 1		OVERALL		1- 9		0- 3		5- 12							
4- 6		0- 0		0- 0		HOME		1- 3		0- 1		3- 2							
0- 13		0- 0		0- 0		AWAY		0- 4		0- 1		0- 8							
2- 6		0- 0		0- 1		NEUTRAL		0- 2		0- 1		2- 2							
3- 12		0- 0		0- 1		NON-CONFERENCE		0- 2		0- 1		3- 8							
1- 1		0- 0		0- 0		HOME		0- 0		0- 0		1- 1							
0- 5		0- 0		0- 0		AWAY		0- 0		0- 0		0- 5							
2- 6		0- 0		0- 1		NEUTRAL		0- 2		0- 1		2- 2							
3- 13		0- 0		0- 0		CONFERENCE		1- 7		0- 2		2- 4							
3- 5		0- 0		0- 0		HOME		1- 3		0- 1		2- 1							
0- 8		0- 0		0- 0		AWAY		0- 4		0- 1		0- 3							
0- 0		0- 0		0- 0		NEUTRAL		0- 0		0- 0		0- 0							
RPI	S	Opponent		Score		RPI	S	Opponent		Score		RPI	S	Opponent		Score			
				32	N	Arizona St.		0	3	63	A	James Madison	1	3	106	A	Hofstra	0	3
										63	H	James Madison	3	2	106	H	Hofstra	2	3
										66	A	UNCW	2	3	124	N	UConn	0	3
										66	H	UNCW	2	3	153	A	Harvard	1	3
										69	N	New Mexico St.	0	3	154	H	New Hampshire	2	3
										74	A	Towson	1	3	158	N	Texas Tech	0	3
										74	H	Towson	1	3	164	A	Stephen F. Austin	0	3
										80	N	American	0	3	166	A	Boston College	0	3
										96	A	Col. of Charleston	1	3	175	A	Delaware	1	3
										96	H	Col. of Charleston	1	3	175	H	Delaware	3	1
															203	A	Air Force	1	3
															246	A	William & Mary	1	3
															246	H	William & Mary	1	3
															258	N	Montana	1	3
															259	A	Elon	0	3
															259	H	Elon	3	1
															263	A	Columbia	2	3
															274	N	South Dakota St.	3	2
															299	N	NJIT	3	1
															326	H	UMass Lowell	3	2
LAST 10 GAMES																			
				259	A	Elon	0	3	106	A	Hofstra	0	3						
				246	A	William & Mary	1	3	66	H	UNCW	2	3						
				74	H	Towson	1	3	96	H	Col. of Charleston	1	3						
				175	H	Delaware	3	1	96	A	Col. of Charleston	1	3						
				63	H	James Madison	3	2	175	A	Delaware	1	3						

Non-Div. I Games:

Northeastern

Average RPI Win: 253		WON-LOST RECORD		WINNING PCT. RANK		LAST 10 GAMES		STRENGTH OF SCHEDULE		OPP. STRENGTH OF SCHEDULE		TEAM RPI		ADJ RPI		CONF. RPI		ADJ CONF. RPI	
DIV. I ONLY		6- 22		.21429 297		1- 9		165		153		272		.42761 271		7		7	
DIV. I NON-CONF.		5- 7		.41667 204		0- 0		308		269		287		.40955 286		8		8	
TOTALS		RPI 1-25		RPI 26-50		W-L RECORDS		RPI 51-100		RPI 101-150		RPI 150+							
6- 22		0- 0		0- 6		OVERALL		0- 3		0- 4		6- 9							
3- 12		0- 0		0- 3		HOME		0- 2		0- 2		3- 5							
1- 8		0- 0		0- 3		AWAY		0- 1		0- 2		1- 2							
2- 2		0- 0		0- 0		NEUTRAL		0- 0		0- 0		2- 2							
5- 7		0- 0		0- 0		NON-CONFERENCE		0- 0		0- 0		5- 7							
2- 4		0- 0		0- 0		HOME		0- 0		0- 0		2- 4							
1- 1		0- 0		0- 0		AWAY		0- 0		0- 0		1- 1							
2- 2		0- 0		0- 0		NEUTRAL		0- 0		0- 0		2- 2							
1- 15		0- 0		0- 6		CONFERENCE		0- 3		0- 4		1- 2							
1- 8		0- 0		0- 3		HOME		0- 2		0- 2		1- 1							
0- 7		0- 0		0- 3		AWAY		0- 1		0- 2		0- 1							
0- 0		0- 0		0- 0		NEUTRAL		0- 0		0- 0		0- 0							
RPI S	Opponent	Score		RPI S	Opponent	Score		RPI S	Opponent	Score		RPI S	Opponent	Score					
				30 A	Wichita St.	0	3	52 H	UNI	0	3	111 A	Loyola Chicago	0	3				
				30 H	Wichita St.	0	3	64 A	Illinois St.	1	3	111 H	Loyola Chicago	0	3				
				42 A	Southern Ill.	1	3	64 H	Illinois St.	0	3	140 A	Indiana St.	0	3				
				42 H	Southern Ill.	1	3					140 H	Indiana St.	0	3				
				43 A	Missouri St.	0	3					155 N	Green Bay	3	0				
				43 H	Missouri St.	0	3					178 N	Omaha	0	3				
												182 A	UMKC	0	3				
												195 H	UTEP	0	3				
												197 H	DePaul	0	3				
												204 H	Drake	1	3				
												224 N	Youngstown St.	3	2				
												260 H	Manhattan	3	2				
												265 H	Southeast Mo. St.	2	3				
												267 A	Evansville	1	3				
												267 H	Evansville	3	2				
												272 H	Weber St.	1	3				
												284 A	Toledo	3	2				
												287 N	SIUE	0	3				
												326 H	UMass Lowell	3	0				
LAST 10 GAMES																			
				30 H	Wichita St.	0	3	267 H	Evansville	3	2								
				43 H	Missouri St.	0	3	111 A	Loyola Chicago	0	3								
				140 A	Indiana St.	0	3	43 A	Missouri St.	0	3								
				64 A	Illinois St.	1	3	30 A	Wichita St.	0	3								
				42 H	Southern Ill.	1	3	204 H	Drake	1	3								

Non-Div. I Games:

Bradley

Average RPI Win: 274		WON-LOST RECORD		WINNING PCT. RANK		LAST 10 GAMES		STRENGTH OF SCHEDULE		OPP. STRENGTH OF SCHEDULE		TEAM RPI		ADJ RPI		CONF. RPI		ADJ CONF. RPI	
DIV. I ONLY		6- 22		.21429 297		1- 9		170		194		274		.42547 272		18		18	
DIV. I NON-CONF.		4- 8		.33333 249		0- 1		249		213		267		.42654 264		15		15	
TOTALS		RPI 1-25		RPI 26-50		W-L RECORDS		RPI 51-100		RPI 101-150		RPI 150+							
6- 22		0- 0		0- 3		OVERALL		0- 5		0- 3		6- 11							
1- 8		0- 0		0- 1		HOME		0- 2		0- 0		1- 5							
2- 12		0- 0		0- 2		AWAY		0- 3		0- 2		2- 5							
3- 2		0- 0		0- 0		NEUTRAL		0- 0		0- 1		3- 1							
4- 8		0- 0		0- 1		NON-CONFERENCE		0- 1		0- 1		4- 5							
0- 1		0- 0		0- 0		HOME		0- 0		0- 0		0- 1							
1- 5		0- 0		0- 1		AWAY		0- 1		0- 0		1- 3							
3- 2		0- 0		0- 0		NEUTRAL		0- 0		0- 1		3- 1							
2- 14		0- 0		0- 2		CONFERENCE		0- 4		0- 2		2- 6							
1- 7		0- 0		0- 1		HOME		0- 2		0- 0		1- 4							
1- 7		0- 0		0- 1		AWAY		0- 2		0- 2		1- 2							
0- 0		0- 0		0- 0		NEUTRAL		0- 0		0- 0		0- 0							
RPI S	Opponent	Score		RPI S	Opponent	Score		RPI S	Opponent	Score		RPI S	Opponent	Score					
36 A	Santa Clara	0	3	56 A	Idaho St.	0	3	122 N	Miami (OH)	1	3								
41 A	Northern Ariz.	1	3	56 H	Idaho St.	1	3	131 A	North Dakota	0	3								
41 H	Northern Ariz.	1	3	59 A	Colorado	0	3	144 A	Northern Colo.	0	3								
				72 A	Sacramento St.	1	3	175 A	Nevada	2	3								
				72 H	Sacramento St.	0	3	180 H	Idaho	1	3								
								185 H	Eastern Wash.	0	3								
								188 H	Utah Valley	0	3								
								190 A	Southern Utah	1	3								
								190 H	Southern Utah	0	3								
								203 A	Air Force	2	3								
								211 A	San Jose St.	0	3								
								217 A	Portland St.	0	3								
								217 H	Portland St.	2	3								
								225 N	George Mason	3	1								
								228 N	UC Riverside	1	3								
								258 A	Montana	3	1								
								260 N	Manhattan	3	0								
								271 A	Bradley	3	1								
								304 H	Montana St.	3	0								
								326 N	UMass Lowell	3	0								
LAST 10 GAMES																			
56 H	Idaho St.	1	3	190 H	Southern Utah	0	3												
304 H	Montana St.	3	0	188 H	Utah Valley	0	3												
217 A	Portland St.	0	3	185 H	Eastern Wash.	0	3												
72 A	Sacramento St.	1	3	180 H	Idaho	1	3												
41 H	Northern Ariz.	1	3	190 A	Southern Utah	1	3												

Non-Div. I Games:

Weber St.

Average RPI Win:		258	WON-LOST RECORD		WINNING PCT. RANK		LAST 10 GAMES		STRENGTH OF SCHEDULE		OPP. STRENGTH OF SCHEDULE		TEAM RPI		ADJ RPI		CONF. RPI		ADJ CONF. RPI		
DIV. I ONLY			10- 22		.3125 264		4- 6		233		265		273		.42535 273		27		27		
DIV. I NON-CONF.			6- 10		.375 235		1- 0		153		229		216		.46449 216		25		25		
TOTALS		RPI 1-25		RPI 26-50		W-L RECORDS		RPI 51-100		RPI 101-150		RPI 150+									
10- 22		0- 1		0- 1		OVERALL		0- 4		1- 3		9- 13									
4- 6		0- 0		0- 0		HOME		0- 1		0- 1		4- 4									
1- 13		0- 1		0- 1		AWAY		0- 2		0- 1		1- 8									
5- 3		0- 0		0- 0		NEUTRAL		0- 1		1- 1		4- 1									
6- 10		0- 1		0- 1		NON-CONFERENCE		0- 2		1- 3		5- 3									
0- 2		0- 0		0- 0		HOME		0- 0		0- 1		0- 1									
1- 5		0- 1		0- 1		AWAY		0- 1		0- 1		1- 1									
5- 3		0- 0		0- 0		NEUTRAL		0- 1		1- 1		4- 1									
4- 12		0- 0		0- 0		CONFERENCE		0- 2		0- 0		4- 10									
4- 4		0- 0		0- 0		HOME		0- 1		0- 0		4- 3									
0- 8		0- 0		0- 0		AWAY		0- 1		0- 0		0- 7									
0- 0		0- 0		0- 0		NEUTRAL		0- 0		0- 0		0- 0									
RPI	S	Opponent		Score		RPI	S	Opponent		Score		RPI	S	Opponent		Score					
19	A	Western Ky.		0	3	33	A	Purdue		0	3	57	N	Ohio		0	3				
												77	A	Chattanooga		0	3				
												95	A	Murray St.		0	3				
												95	H	Murray St.		0	3				
												123	N	Southern Miss.		3	2				
												129	A	Memphis		1	3				
												129	N	Mississippi St.		0	3				
												131	H	North Dakota		1	3				
												151	N	FIU		3	0				
												174	N	VCU		1	3				
												189	A	Eastern Ill.		1	3				
												189	H	Eastern Ill.		1	3				
												192	H	Belmont		0	3				
												239	H	Eastern Ky.		3	0				
												244	H	Tennessee St.		2	3				
												265	A	Southeast Mo. St.		1	3				
												265	H	Southeast Mo. St.		3	2				
												267	H	Evansville		2	3				
												268	A	UT Martin		0	3				
												268	H	UT Martin		3	1				
												278	A	Morehead St.		0	3				
												280	A	Tennessee Tech		0	3				
												287	A	SIUE		1	3				
												287	H	SIUE		3	2				
												291	A	UAB		0	3				
												291	N	UAB		3	0				
												294	A	Jacksonville St.		2	3				
												310	N	Gardner-Webb		3	2				
												318	A	Alabama A&M		3	2				
												331	N	Savannah St.		3	0				
LAST 10 GAMES						239 H Eastern Ky.						3	0	294 A Jacksonville St.						2	3
						95 H Murray St.						0	3	280 A Tennessee Tech						0	3
						268 H UT Martin						3	1	287 A SIUE						1	3
						265 H Southeast Mo. St.						3	2	189 A Eastern Ill.						1	3
						318 A Alabama A&M						3	2	192 H Belmont						0	3

Non-Div. I Games:

Austin Peay

Average RPI Win: 272		WON-LOST	WINNING	LAST 10	STRENGTH OF		OPP. STRENGTH	TEAM	ADJ		CONF.	ADJ CONF.
Average RPI Loss: 127		RECORD	PCT. RANK	GAMES	SCHEDULE		OF SCHEDULE	RPI	RPI		RPI	RPI
DIV. I ONLY		5- 27	.15625 319	3- 7	129		146	276	.42406 274		21	21
DIV. I NON-CONF.		1- 15	.0625 316	0- 0	89		66	270	.4247 268		20	20
TOTALS		RPI 1-25	RPI 26-50	W-L RECORDS	RPI 51-100		RPI 101-150		RPI 150+			
5- 27		0- 2	0- 2	OVERALL	0- 5		0- 7		5- 11			
3- 6		0- 0	0- 0	HOME	0- 1		0- 2		3- 3			
1- 13		0- 1	0- 1	AWAY	0- 1		0- 4		1- 6			
1- 8		0- 1	0- 1	NEUTRAL	0- 3		0- 1		1- 2			
1- 15		0- 2	0- 2	NON-CONFERENCE	0- 3		0- 3		1- 5			
0- 1		0- 0	0- 0	HOME	0- 0		0- 0		0- 1			
0- 6		0- 1	0- 1	AWAY	0- 0		0- 2		0- 2			
1- 8		0- 1	0- 1	NEUTRAL	0- 3		0- 1		1- 2			
4- 12		0- 0	0- 0	CONFERENCE	0- 2		0- 4		4- 6			
3- 5		0- 0	0- 0	HOME	0- 1		0- 2		3- 2			
1- 7		0- 0	0- 0	AWAY	0- 1		0- 2		1- 4			
0- 0		0- 0	0- 0	NEUTRAL	0- 0		0- 0		0- 0			
RPI S	Opponent	Score	RPI S	Opponent	Score	RPI S	Opponent	Score	RPI S	Opponent	Score	
5 A	Kansas	0 3	30 A	Wichita St.	0 3	62 N	Iowa	0 3	102 A	Northern Ill.	0 3	
22 N	Illinois	0 3	43 N	Missouri St.	0 3	68 N	Pacific	0 3	103 N	Texas St.	1 3	
						81 N	Gonzaga	0 3	112 A	IUPUI	0 3	
						87 A	Denver	0 3	112 H	IUPUI	0 3	
						87 H	Denver	0 3	117 A	North Dakota St.	0 3	
									117 H	North Dakota St.	2 3	
									131 A	North Dakota	0 3	
									158 N	Texas Tech	0 3	
									164 A	Stephen F. Austin	0 3	
									173 A	Oral Roberts	2 3	
									173 H	Oral Roberts	2 3	
									178 A	Omaha	0 3	
									178 H	Omaha	1 3	
									182 A	UMKC	0 3	
									194 A	South Dakota	1 3	
									194 H	South Dakota	3 0	
									204 H	Drake	0 3	
									263 N	Columbia	3 2	
									270 N	Northeastern	2 3	
									277 A	IPFW	0 3	
									277 H	IPFW	3 0	
									312 A	Western Ill.	3 1	
									312 H	Western Ill.	3 0	
LAST 10 GAMES												
				312 H	Western Ill.	3 0			112 H	IUPUI	0 3	
				117 H	North Dakota St.	2 3			173 A	Oral Roberts	2 3	
				194 A	South Dakota	1 3			87 H	Denver	0 3	
				178 A	Omaha	0 3			117 A	North Dakota St.	0 3	
				277 H	IPFW	3 0			312 A	Western Ill.	3 1	

Non-Div. I Games:

South Dakota St.

Average RPI Win:	249	WON-LOST	WINNING	LAST 10	STRENGTH OF	OPP. STRENGTH	TEAM	ADJ	CONF.	ADJ CONF.	
Average RPI Loss:	165	RECORD	PCT. RANK	GAMES	SCHEDULE	OF SCHEDULE	RPI	RPI	RPI	RPI	
DIV. I ONLY	7- 22	.24138	289	4- 6	206	214	281	.42154	275	24	24
DIV. I NON-CONF.	2- 11	.15385	301	0- 0	137	161	279	.42023	278	24	24
<hr/>											
TOTALS	RPI 1-25	RPI 26-50		W-L RECORDS		RPI 51-100		RPI 101-150		RPI 150+	
7- 22	0- 0	0- 1		OVERALL		0- 5		0- 3		7- 13	
4- 5	0- 0	0- 0		HOME		0- 1		0- 0		4- 4	
2- 10	0- 0	0- 1		AWAY		0- 2		0- 1		2- 6	
1- 7	0- 0	0- 0		NEUTRAL		0- 2		0- 2		1- 3	
<hr/>											
2- 11	0- 0	0- 1		NON-CONFERENCE		0- 4		0- 2		2- 4	
1- 0	0- 0	0- 0		HOME		0- 0		0- 0		1- 0	
0- 4	0- 0	0- 1		AWAY		0- 2		0- 0		0- 1	
1- 7	0- 0	0- 0		NEUTRAL		0- 2		0- 2		1- 3	
<hr/>											
5- 11	0- 0	0- 0		CONFERENCE		0- 1		0- 1		5- 9	
3- 5	0- 0	0- 0		HOME		0- 1		0- 0		3- 4	
2- 6	0- 0	0- 0		AWAY		0- 0		0- 1		2- 5	
0- 0	0- 0	0- 0		NEUTRAL		0- 0		0- 0		0- 0	
<hr/>											
RPI S	Opponent	Score	RPI S	Opponent	Score	RPI S	Opponent	Score	RPI S	Opponent	Score
			46 A	Arkansas	0 3	76 H	A&M-Corpus Christi	0 3	116 N	Texas-Arlington	1 3
						78 A	Ole Miss	0 3	123 N	Southern Miss.	0 3
						82 A	Alabama	0 3	134 A	Central Ark.	0 3
						96 N	Col. of Charleston	1 3	158 A	Texas Tech	0 3
						97 N	Washington St.	0 3	164 A	Stephen F. Austin	0 3
									164 H	Stephen F. Austin	3 0
									173 N	Oral Roberts	1 3
									198 A	Sam Houston St.	0 3
									198 H	Sam Houston St.	2 3
									202 H	Houston Baptist	0 3
									208 H	McNeese St.	0 3
									217 N	Portland St.	2 3
									229 A	Lamar	3 0
									230 A	Abilene Christian	0 3
									230 H	Abilene Christian	2 3
									244 N	Tennessee St.	3 1
									248 A	New Orleans	3 1
									256 A	Southeastern La.	1 3
									265 N	Southeast Mo. St.	1 3
									276 A	Incarnate Word	2 3
									276 H	Incarnate Word	3 2
									289 H	Nicholls St.	3 0
									290 H	La.-Lafayette	3 2
<hr/>											
LAST 10 GAMES											
	230 H	Abilene Christian	2	3		229 A	Lamar	3	0		
	276 H	Incarnate Word	3	2		256 A	Southeastern La.	1	3		
	164 A	Stephen F. Austin	0	3		248 A	New Orleans	3	1		
	134 A	Central Ark.	0	3		164 H	Stephen F. Austin	3	0		
	198 A	Sam Houston St.	0	3		76 H	A&M-Corpus Christi	0	3		

Non-Div. I Games:

Northwestern St.

Average RPI Win:	246	WON-LOST RECORD	WINNING PCT. RANK	LAST 10 GAMES	STRENGTH OF SCHEDULE	OPP. STRENGTH OF SCHEDULE	TEAM RPI	ADJ RPI	CONF. RPI	ADJ CONF. RPI	
Average RPI Loss:	183										
DIV. I ONLY	8- 17	.32	263	4- 6	272	237	279	.42124	276	24	24
DIV. I NON-CONF.	2- 7	.22222	281	0- 0	254	200	302	.3975	300	24	24
<hr/>											
TOTALS	RPI 1-25	RPI 26-50		W-L RECORDS	RPI 51-100		RPI 101-150		RPI 150+		
8- 17	0- 0	0- 1		OVERALL	0- 2		0- 2		8- 12		
5- 3	0- 0	0- 0		HOME	0- 0		0- 0		5- 3		
2- 9	0- 0	0- 0		AWAY	0- 2		0- 1		2- 6		
1- 5	0- 0	0- 1		NEUTRAL	0- 0		0- 1		1- 3		
<hr/>											
2- 7	0- 0	0- 1		NON-CONFERENCE	0- 1		0- 1		2- 4		
0- 0	0- 0	0- 0		HOME	0- 0		0- 0		0- 0		
1- 2	0- 0	0- 0		AWAY	0- 1		0- 0		1- 1		
1- 5	0- 0	0- 1		NEUTRAL	0- 0		0- 1		1- 3		
<hr/>											
6- 10	0- 0	0- 0		CONFERENCE	0- 1		0- 1		6- 8		
5- 3	0- 0	0- 0		HOME	0- 0		0- 0		5- 3		
1- 7	0- 0	0- 0		AWAY	0- 1		0- 1		1- 5		
0- 0	0- 0	0- 0		NEUTRAL	0- 0		0- 0		0- 0		
<hr/>											
RPI S	Opponent	Score	RPI S	Opponent	Score	RPI S	Opponent	Score	RPI S	Opponent	Score
			38 N	TCU	0 3	67 A	Pepperdine	0 3	134 A	Central Ark.	0 3
						76 A	A&M-Corpus Christi	0 3	145 N	North Carolina St.	2 3
									164 A	Stephen F. Austin	3 2
									164 H	Stephen F. Austin	2 3
									188 N	Utah Valley	1 3
									198 H	Sam Houston St.	0 3
									202 A	Houston Baptist	1 3
									208 A	McNeese St.	2 3
									208 H	McNeese St.	3 2
									211 N	San Jose St.	1 3
									215 N	UC Santa Barbara	0 3
									229 H	Lamar	3 1
									230 A	Abilene Christian	1 3
									230 H	Abilene Christian	1 3
									240 A	Tulane	1 3
									248 H	New Orleans	3 0
									256 H	Southeastern La.	3 1
									262 A	UTRGV	3 0
									275 A	Northwestern St.	2 3
									275 H	Northwestern St.	3 2
									289 A	Nicholls St.	2 3
									325 N	Southern U.	3 0
<hr/>											
			LAST 10 GAMES								
			164 A	Stephen F. Austin	3 2	208 H	McNeese St.	3 2			
			275 A	Northwestern St.	2 3	248 H	New Orleans	3 0			
			208 A	McNeese St.	2 3	256 H	Southeastern La.	3 1			
			289 A	Nicholls St.	2 3	202 A	Houston Baptist	1 3			
			230 H	Abilene Christian	1 3	76 A	A&M-Corpus Christi	0 3			

Non-Div. I Games:

Incarnate Word

Average RPI Win: 256		WON-LOST RECORD	WINNING PCT. RANK		LAST 10 GAMES	STRENGTH OF SCHEDULE	OPP. STRENGTH OF SCHEDULE	TEAM RPI	ADJ RPI		CONF. RPI	ADJ CONF. RPI			
Average RPI Loss: 161															
DIV. I ONLY		7- 25	.21875	296	1- 9	180	241	283	.42047	277	21	21			
DIV. I NON-CONF.		3- 13	.1875	291	0- 1	139	242	277	.42092	277	20	20			
<hr/>															
TOTALS		RPI 1-25		RPI 26-50		W-L RECORDS		RPI 51-100		RPI 101-150		RPI 150+			
7- 25		0- 0		0- 0		OVERALL		0- 3		0- 8		7- 14			
3- 9		0- 0		0- 0		HOME		0- 1		0- 2		3- 6			
2- 11		0- 0		0- 0		AWAY		0- 1		0- 5		2- 5			
2- 5		0- 0		0- 0		NEUTRAL		0- 1		0- 1		2- 3			
3- 13		0- 0		0- 0		NON-CONFERENCE		0- 1		0- 4		3- 8			
1- 3		0- 0		0- 0		HOME		0- 0		0- 0		1- 3			
0- 5		0- 0		0- 0		AWAY		0- 0		0- 3		0- 2			
2- 5		0- 0		0- 0		NEUTRAL		0- 1		0- 1		2- 3			
4- 12		0- 0		0- 0		CONFERENCE		0- 2		0- 4		4- 6			
2- 6		0- 0		0- 0		HOME		0- 1		0- 2		2- 3			
2- 6		0- 0		0- 0		AWAY		0- 1		0- 2		2- 3			
0- 0		0- 0		0- 0		NEUTRAL		0- 0		0- 0		0- 0			
RPI	S	Opponent	Score	RPI	S	Opponent	Score	RPI	S	Opponent	Score				
								87	A	Denver	0	3			
								87	H	Denver	0	3			
								95	N	Murray St.	0	3			
										111	N	Loyola Chicago	0	3	
										112	A	IUPUI	0	3	
										112	H	IUPUI	2	3	
										117	A	North Dakota St.	0	3	
										117	H	North Dakota St.	0	3	
										122	A	Miami (OH)	0	3	
										127	A	Valparaiso	1	3	
										140	A	Indiana St.	0	3	
										155	N	Green Bay	2	3	
										165	H	Western Mich.	1	3	
										173	A	Oral Roberts	0	3	
										173	H	Oral Roberts	1	3	
										178	A	Omaha	3	2	
										178	H	Omaha	1	3	
										187	N	Eastern Mich.	1	3	
										189	H	Eastern Ill.	0	3	
										191	A	Ball St.	2	3	
										194	A	South Dakota	0	3	
										194	H	South Dakota	2	3	
										196	N	Northern Ky.	3	0	
										227	N	Wright St.	1	3	
										231	H	Ill.-Chicago	1	3	
										253	H	Central Mich.	3	1	
										255	A	Bowling Green	2	3	
										268	N	UT Martin	3	1	
										274	A	South Dakota St.	0	3	
										274	H	South Dakota St.	3	0	
<hr/>															
LAST 10 GAMES															
						194	H	South Dakota	2	3	274	A	South Dakota St.	0	3
						178	H	Omaha	1	3	173	H	Oral Roberts	1	3
						312	H	Western Ill.	3	0	112	H	IUPUI	2	3
						87	A	Denver	0	3	127	A	Valparaiso	1	3
						117	A	North Dakota St.	0	3	194	A	South Dakota	0	3

Non-Div. I Games:

IPFW

RPI	S	Opponent	Score	
312	A	Western Ill.	3	2
312	H	Western Ill.	3	0

IPFW

I
P
F
W

I
P
F
W

Average RPI Win:	274	WON-LOST RECORD	WINNING PCT. RANK	LAST 10 GAMES	STRENGTH OF SCHEDULE	OPP. STRENGTH OF SCHEDULE	TEAM RPI	ADJ RPI	CONF. RPI	ADJ CONF. RPI	
DIV. I ONLY		10- 20	.33333 248	4- 6	266	278	277	.42022 278	27	27	
DIV. I NON-CONF.		3- 11	.21429 283	0- 0	191	264	280	.41243 282	25	25	
<hr/>											
TOTALS	RPI 1-25	RPI 26-50		W-L RECORDS		RPI 51-100		RPI 101-150		RPI 150+	
10- 20	0- 0	0- 0		OVERALL		0- 2		0- 4		10- 14	
7- 6	0- 0	0- 0		HOME		0- 0		0- 2		7- 4	
2- 10	0- 0	0- 0		AWAY		0- 2		0- 1		2- 7	
1- 4	0- 0	0- 0		NEUTRAL		0- 0		0- 1		1- 3	
<hr/>											
3- 11	0- 0	0- 0		NON-CONFERENCE		0- 1		0- 4		3- 6	
2- 3	0- 0	0- 0		HOME		0- 0		0- 2		2- 1	
0- 4	0- 0	0- 0		AWAY		0- 1		0- 1		0- 2	
1- 4	0- 0	0- 0		NEUTRAL		0- 0		0- 1		1- 3	
<hr/>											
7- 9	0- 0	0- 0		CONFERENCE		0- 1		0- 0		7- 8	
5- 3	0- 0	0- 0		HOME		0- 0		0- 0		5- 3	
2- 6	0- 0	0- 0		AWAY		0- 1		0- 0		2- 5	
0- 0	0- 0	0- 0		NEUTRAL		0- 0		0- 0		0- 0	
<hr/>											
RPI S	Opponent	Score	RPI S	Opponent	Score	RPI S	Opponent	Score	RPI S	Opponent	Score
						95 A	Murray St.	0 3	135 H	Samford	0 3
						97 A	Washington St.	0 3	137 H	ETSU	1 3
						140 N Indiana St. 2 3					
						150 A Lehigh 1 3					
						157 H Marshall 0 3					
						184 N Marist 1 3					
						188 N Utah Valley 0 3					
						189 H Eastern Ill. 3 2					
						191 N Ball St. 1 3					
						192 A Belmont 0 3					
						192 H Belmont 2 3					
						227 A Wright St. 1 3					
						239 A Eastern Ky. 0 3					
						239 H Eastern Ky. 0 3					
						244 A Tennessee St. 1 3					
						244 H Tennessee St. 3 2					
						265 A Southeast Mo. St. 1 3					
						268 A UT Martin 3 0					
						273 H Austin Peay 3 0					
						280 A Tennessee Tech 1 3					
						280 H Tennessee Tech 3 1					
						287 H SIUE 1 3					
			LAST 10 GAMES			287 H SIUE 1 3					
						292 H Canisius 3 0					
						294 A Jacksonville St. 3 1					
						294 H Jacksonville St. 3 0					
						294 A Jacksonville St. 3 1					
						294 A Jacksonville St. 3 1					
						296 H Akron 3 2					
						300 A Lafayette 2 3					
						95 A Murray St. 0 3					
						292 A Belmont 0 3					
						280 H Tennessee Tech 3 1					
						294 H Jacksonville St. 3 0					
						294 A Jacksonville St. 3 1					
						280 A Tennessee Tech 1 3					
						294 H Tennessee Tech 3 1					
						287 H SIUE 1 3					
						292 H Canisius 3 0					
						294 A Jacksonville St. 3 1					
						294 H Jacksonville St. 3 0					
						296 H Akron 3 2					
						300 A Lafayette 2 3					
						95 A Murray St. 0 3					
						292 A Belmont 0 3					
						280 H Tennessee Tech 3 1					
						294 H Jacksonville St. 3 0					
						294 A Jacksonville St. 3 1					

Non-Div. I Games:

Morehead St.

RPI	S	Opponent	Score	
314	N	Fairleigh Dickinson	3	2

Morehead St.

M
o
r
e
h
e
a
d
s
t
.

M
o
r
e
h
e
a
d
s
t
.

Average RPI Win:	308	WON-LOST RECORD	WINNING PCT. RANK	LAST 10 GAMES	STRENGTH OF SCHEDULE	OPP. STRENGTH OF SCHEDULE	TEAM RPI	ADJ RPI	CONF. RPI	ADJ CONF. RPI	
DIV. I ONLY		9- 14	.3913 226	4- 6	280	313	275	.42016 279	31	31	
DIV. I NON-CONF.		3- 8	.27273 267	0- 0	105	268	234	.45271 232	31	31	
<hr/>											
TOTALS	RPI 1-25	RPI 26-50		W-L RECORDS	RPI 51-100		RPI 101-150		RPI 150+		
9- 14	0- 0	0- 1		OVERALL	0- 1		0- 2		9- 10		
3- 3	0- 0	0- 0		HOME	0- 0		0- 0		3- 3		
4- 6	0- 0	0- 1		AWAY	0- 1		0- 0		4- 4		
2- 5	0- 0	0- 0		NEUTRAL	0- 0		0- 2		2- 3		
<hr/>											
3- 8	0- 0	0- 1		NON-CONFERENCE	0- 1		0- 2		3- 4		
0- 0	0- 0	0- 0		HOME	0- 0		0- 0		0- 0		
1- 3	0- 0	0- 1		AWAY	0- 1		0- 0		1- 1		
2- 5	0- 0	0- 0		NEUTRAL	0- 0		0- 2		2- 3		
<hr/>											
6- 6	0- 0	0- 0		CONFERENCE	0- 0		0- 0		6- 6		
3- 3	0- 0	0- 0		HOME	0- 0		0- 0		3- 3		
3- 3	0- 0	0- 0		AWAY	0- 0		0- 0		3- 3		
0- 0	0- 0	0- 0		NEUTRAL	0- 0		0- 0		0- 0		
<hr/>											
RPI S	Opponent	Score	RPI S	Opponent	Score	RPI S	Opponent	Score	RPI S	Opponent	Score
			47 A	Baylor	0 3	74 A	Towson	0 3	101 N	Cal Poly	0 3
									105 N	Tennessee	0 3
									172 N	High Point	0 3
									198 N	Sam Houston St.	0 3
									235 A	UMES	1 3
									235 H	UMES	0 3
									238 A	Howard	0 3
									238 H	Howard	0 3
									242 A	UMBC	0 3
									260 N	Manhattan	1 3
									281 N	Rider	3 1
									283 N	Fordham	3 1
									288 A	Morgan St.	2 3
									288 H	Morgan St.	3 2
									315 A	Saint Francis (PA)	3 2
									319 A	Norfolk St.	3 0
									319 H	Norfolk St.	3 0
									321 A	Delaware St.	3 0
									321 H	Delaware St.	3 1
									323 A	Hampton	3 2
									323 H	Hampton	2 3
<hr/>											
			LAST 10 GAMES								
			288 A	Morgan St.	2 3	238 A	Howard	0 3			
			235 A	UMES	1 3	288 H	Morgan St.	3 2			
			321 H	Delaware St.	3 1	235 H	UMES	0 3			
			323 H	Hampton	2 3	321 A	Delaware St.	3 0			
			319 H	Norfolk St.	3 0	238 H	Howard	0 3			

Non-Div. I Games:

Coppin St.

Average RPI Win: 267		WON-LOST	WINNING	LAST 10	STRENGTH OF		OPP. STRENGTH	TEAM	ADJ		CONF.	ADJ CONF.
Average RPI Loss: 187		RECORD	PCT. RANK	GAMES	SCHEDULE		OF SCHEDULE	RPI	RPI		RPI	RPI
DIV. I ONLY		9- 20	.31034	267	5- 5		262	266	282		27	27
DIV. I NON-CONF.		2- 11	.15385	301	0- 0		165	215	291		25	25
TOTALS		RPI 1-25	RPI 26-50		W-L RECORDS		RPI 51-100		RPI 101-150		RPI 150+	
9- 20		0- 0	0- 0		OVERALL		0- 3		0- 5		9- 12	
5- 6		0- 0	0- 0		HOME		0- 2		0- 0		5- 4	
3- 8		0- 0	0- 0		AWAY		0- 0		0- 2		3- 6	
1- 6		0- 0	0- 0		NEUTRAL		0- 1		0- 3		1- 2	
2- 11		0- 0	0- 0		NON-CONFERENCE		0- 2		0- 5		2- 4	
1- 2		0- 0	0- 0		HOME		0- 1		0- 0		1- 1	
0- 3		0- 0	0- 0		AWAY		0- 0		0- 2		0- 1	
1- 6		0- 0	0- 0		NEUTRAL		0- 1		0- 3		1- 2	
7- 9		0- 0	0- 0		CONFERENCE		0- 1		0- 0		7- 8	
4- 4		0- 0	0- 0		HOME		0- 1		0- 0		4- 3	
3- 5		0- 0	0- 0		AWAY		0- 0		0- 0		3- 5	
0- 0		0- 0	0- 0		NEUTRAL		0- 0		0- 0		0- 0	
RPI S	Opponent	Score	RPI S	Opponent	Score	RPI S	Opponent	Score	RPI S	Opponent	Score	
						74 H	Towson	0 3	105 A	Tennessee	1 3	
						79 N	Auburn	0 3	121 N	UNCG	2 3	
						95 H	Murray St.	1 3	128 N	Little Rock	0 3	
									129 A	Memphis	0 3	
									133 N	North Florida	0 3	
									180 H	Idaho	0 3	
									189 A	Eastern Ill.	0 3	
									192 A	Belmont	1 3	
									192 H	Belmont	3 2	
									220 H	Western Caro.	3 1	
									227 A	Wright St.	0 3	
									239 A	Eastern Ky.	1 3	
									239 H	Eastern Ky.	1 3	
									244 A	Tennessee St.	1 3	
									244 H	Tennessee St.	2 3	
									265 H	Southeast Mo. St.	3 0	
									267 N	Evansville	2 3	
									268 A	UT Martin	3 2	
									273 H	Austin Peay	3 0	
									278 A	Morehead St.	1 3	
									278 H	Morehead St.	3 1	
									285 N	Niagara	1 3	
									287 A	SIUE	3 2	
									294 A	Jacksonville St.	3 1	
									294 H	Jacksonville St.	1 3	
									327 N	Ark.-Pine Bluff	3 0	
			LAST 10 GAMES									
			268 A	UT Martin	3 2	273 H	Austin Peay	3 0				
			294 A	Jacksonville St.	3 1	278 A	Morehead St.	1 3				
			192 H	Belmont	3 2	239 A	Eastern Ky.	1 3				
			244 H	Tennessee St.	2 3	239 H	Eastern Ky.	1 3				
			95 H	Murray St.	1 3	278 H	Morehead St.	3 1				

Non-Div. I Games:

Tennessee Tech

Average RPI Win:	286	WON-LOST RECORD	WINNING PCT. RANK	LAST 10 GAMES	STRENGTH OF SCHEDULE	OPP. STRENGTH OF SCHEDULE	TEAM RPI	ADJ RPI	CONF. RPI	ADJ CONF. RPI		
DIV. I ONLY		16- 16	.5 164	4- 6	303	322	270	.41941 281	30	30		
DIV. I NON-CONF.		5- 9	.35714 242	0- 0	315	330	311	.36683 314	30	30		
<hr/>												
TOTALS	RPI 1-25	RPI 26-50		W-L RECORDS	RPI 51-100		RPI 101-150		RPI 150+			
16- 16	0- 0	0- 0		OVERALL	0- 0		0- 1		16- 15			
7- 2	0- 0	0- 0		HOME	0- 0		0- 0		7- 2			
5- 9	0- 0	0- 0		AWAY	0- 0		0- 0		5- 9			
4- 5	0- 0	0- 0		NEUTRAL	0- 0		0- 1		4- 4			
<hr/>												
5- 9	0- 0	0- 0		NON-CONFERENCE	0- 0		0- 1		5- 8			
0- 0	0- 0	0- 0		HOME	0- 0		0- 0		0- 0			
1- 4	0- 0	0- 0		AWAY	0- 0		0- 0		1- 4			
4- 5	0- 0	0- 0		NEUTRAL	0- 0		0- 1		4- 4			
<hr/>												
11- 7	0- 0	0- 0		CONFERENCE	0- 0		0- 0		11- 7			
7- 2	0- 0	0- 0		HOME	0- 0		0- 0		7- 2			
4- 5	0- 0	0- 0		AWAY	0- 0		0- 0		4- 5			
0- 0	0- 0	0- 0		NEUTRAL	0- 0		0- 0		0- 0			
<hr/>												
RPI S	Opponent	Score	RPI S	Opponent	Score	RPI S	Opponent	Score	RPI S	Opponent	Score	
									127 N	Valparaiso	1	3
									183 A	Fairfield	3	1
									183 H	Fairfield	1	3
									184 A	Marist	1	3
									184 H	Marist	3	1
									200 A	Siena	0	3
									200 H	Siena	3	2
									235 A	UMES	1	3
									235 A	UMES	2	3
									260 A	Manhattan	3	2
									260 H	Manhattan	1	3
									279 N	Coppin St.	1	3
									283 N	Fordham	0	3
									285 A	Niagara	0	3
									285 H	Niagara	3	1
									288 N	Morgan St.	3	2
									292 A	Canisius	1	3
									292 H	Canisius	3	1
									293 A	Iona	1	3
									293 H	Iona	3	0
299 N	NJIT	2	3									
			LAST 10 GAMES						299 N	NJIT	1	3
									300 A	Lafayette	2	3
									313 A	St. Francis Brooklyn	3	1
									313 N	St. Francis Brooklyn	3	0
									314 A	Fairleigh Dickinson	2	3
									324 A	Saint Peter's	3	0

Non-Div. I Games:

Rider

RPI	S	Opponent	Score	
324	H	Saint Peter's	3	0
326	N	UMass Lowell	3	1
326	N	UMass Lowell	3	1
330	A	Quinnipiac	3	0
330	H	Quinnipiac	3	1

Rider

R
i
d
e
r

R
i
d
e
r

Grand Canyon

Through Games Of Though Nov. 15, 2015

Average RPI Win: 295		WON-LOST RECORD		WINNING PCT. RANK		LAST 10 GAMES		STRENGTH OF SCHEDULE		OPP. STRENGTH OF SCHEDULE		TEAM RPI		ADJ RPI		CONF. RPI		ADJ CONF. RPI	
DIV. I ONLY		5- 21		.19231 312		3- 7		183		177		285		.41867 282		23		23	
DIV. I NON-CONF.		2- 10		.16667 297		0- 0		118		116		252		.43538 252		21		21	
TOTALS		RPI 1-25		RPI 26-50		W-L RECORDS		RPI 51-100		RPI 101-150		RPI 150+							
5- 21		0- 1		0- 3		OVERALL		0- 4		0- 5		5- 8							
4- 9		0- 0		0- 2		HOME		0- 2		0- 2		4- 3							
1- 9		0- 1		0- 0		AWAY		0- 2		0- 2		1- 4							
0- 3		0- 0		0- 1		NEUTRAL		0- 0		0- 1		0- 1							
2- 10		0- 1		0- 3		NON-CONFERENCE		0- 2		0- 1		2- 3							
2- 4		0- 0		0- 2		HOME		0- 1		0- 0		2- 1							
0- 3		0- 1		0- 0		AWAY		0- 1		0- 0		0- 1							
0- 3		0- 0		0- 1		NEUTRAL		0- 0		0- 1		0- 1							
3- 11		0- 0		0- 0		CONFERENCE		0- 2		0- 4		3- 5							
2- 5		0- 0		0- 0		HOME		0- 1		0- 2		2- 2							
1- 6		0- 0		0- 0		AWAY		0- 1		0- 2		1- 3							
0- 0		0- 0		0- 0		NEUTRAL		0- 0		0- 0		0- 0							
RPI	S	Opponent		Score		RPI	S	Opponent		Score		RPI	S	Opponent		Score			
9	A	Nebraska		0 3		40	N	Pittsburgh		0 3		69	A	New Mexico St.		1 3			
						41	H	Northern Ariz.		0 3		69	H	New Mexico St.		1 3			
						45	H	Boise St.		0 3		81	H	Gonzaga		0 3			
												94	A	Portland		0 3			

Non-Div. I Games:

Grand Canyon

Average RPI Win: 274		WON-LOST RECORD		WINNING PCT. RANK		LAST 10 GAMES		STRENGTH OF SCHEDULE		OPP. STRENGTH OF SCHEDULE		TEAM RPI		ADJ RPI		CONF. RPI		ADJ CONF. RPI	
DIV. I ONLY		8- 23		.25806 285		1- 9		197		263		278		.41845 283		17		17	
DIV. I NON-CONF.		6- 11		.35294 246		0- 1		266		315		286		.40687 291		18		18	
TOTALS		RPI 1-25		RPI 26-50		W-L RECORDS		RPI 51-100		RPI 101-150		RPI 150+							
8- 23		0- 0		0- 2		OVERALL		0- 5		0- 2		8- 14							
4- 9		0- 0		0- 1		HOME		0- 2		0- 1		4- 5							
3- 9		0- 0		0- 1		AWAY		0- 3		0- 1		3- 4							
1- 5		0- 0		0- 0		NEUTRAL		0- 0		0- 0		1- 5							
6- 11		0- 0		0- 0		NON-CONFERENCE		0- 1		0- 1		6- 9							
2- 4		0- 0		0- 0		HOME		0- 0		0- 1		2- 3							
3- 2		0- 0		0- 0		AWAY		0- 1		0- 0		3- 1							
1- 5		0- 0		0- 0		NEUTRAL		0- 0		0- 0		1- 5							
2- 12		0- 0		0- 2		CONFERENCE		0- 4		0- 1		2- 5							
2- 5		0- 0		0- 1		HOME		0- 2		0- 0		2- 2							
0- 7		0- 0		0- 1		AWAY		0- 2		0- 1		0- 3							
0- 0		0- 0		0- 0		NEUTRAL		0- 0		0- 0		0- 0							
RPI S	Opponent	Score		RPI S	Opponent	Score		RPI S	Opponent	Score		RPI S	Opponent	Score					
				29 A	Dayton	0 3		70 A	Saint Louis	0 3		109 A	George Washington	0 3					
				29 H	Dayton	0 3		70 H	Saint Louis	0 3		150 H	Lehigh	0 3					
								88 A	FGCU	0 3		172 N	High Point	0 3					
								99 A	Rhode Island	1 3		174 A	VCU	2 3					
								99 H	Rhode Island	1 3		174 H	VCU	3 0					
												179 H	Duquesne	1 3					
												219 H	Robert Morris	0 3					
												225 A	George Mason	0 3					
												226 H	Georgetown	3 2					
												237 H	Stony Brook	0 3					
												241 A	Davidson	0 3					
												241 H	Davidson	1 3					
												242 A	UMBC	0 3					
												248 N	New Orleans	1 3					
												260 A	Manhattan	3 1					
												279 N	Coppin St.	1 3					
												281 N	Rider	3 0					
												285 H	Niagara	1 3					
												288 N	Morgan St.	1 3					
												297 H	La Salle	3 2					
												308 N	Presbyterian	1 3					
												313 H	St. Francis Brooklyn	3 0					
												315 A	Saint Francis (PA)	3 2					
												324 A	Saint Peter's	3 1					
LAST 10 GAMES																			
				241 A	Davidson	0 3		109 A	George Washington	0 3		315 A	Saint Francis (PA)	3 2					
				174 A	VCU	2 3		225 A	George Mason	0 3		324 A	Saint Peter's	3 1					
				99 H	Rhode Island	1 3		99 A	Rhode Island	1 3									
				29 H	Dayton	0 3		150 H	Lehigh	0 3									
				70 H	Saint Louis	0 3		297 H	La Salle	3 2									

Non-Div. I Games:

Fordham

T
o
l
e
d
o

Toledo					Through Games Of Though Nov. 15, 2015									
Average RPI Win:		252	WON-LOST RECORD		WINNING PCT. RANK	LAST 10 GAMES		STRENGTH OF SCHEDULE	OPP. STRENGTH OF SCHEDULE	TEAM RPI	ADJ RPI	CONF. RPI	ADJ CONF. RPI	
Average RPI Loss:		160												
DIV. I ONLY			6- 23	.2069	301	3- 7		190	220	289	.41638	284	20	20
DIV. I NON-CONF.			3- 10	.23077	278	0- 0		134	243	253	.43357	253	14	14

TOTALS		RPI 1-25		RPI 26-50		W-L RECORDS		RPI 51-100		RPI 101-150		RPI 150+		
6- 23	0- 0			0- 0	OVERALL		0- 4		0- 5		6- 14			
5- 9	0- 0			0- 0	HOME		0- 1		0- 2		5- 6			
0- 11	0- 0			0- 0	AWAY		0- 3		0- 2		0- 6			
1- 3	0- 0			0- 0	NEUTRAL		0- 0		0- 1		1- 2			
3- 10	0- 0			0- 0	NON-CONFERENCE		0- 2		0- 2		3- 6			
2- 4	0- 0			0- 0	HOME		0- 1		0- 0		2- 3			
0- 3	0- 0			0- 0	AWAY		0- 1		0- 1		0- 1			
1- 3	0- 0			0- 0	NEUTRAL		0- 0		0- 1		1- 2			
3- 13	0- 0			0- 0	CONFERENCE		0- 2		0- 3		3- 8			
3- 5	0- 0			0- 0	HOME		0- 0		0- 2		3- 3			
0- 8	0- 0			0- 0	AWAY		0- 2		0- 1		0- 5			
0- 0	0- 0			0- 0	NEUTRAL		0- 0		0- 0		0- 0			
RPI S	Opponent	Score	RPI S	Opponent	Score	RPI S	Opponent	Score	RPI S	Opponent	Score			
						57 A Ohio	1	3	102 A Northern Ill.	0	3			
						64 A Illinois St.	1	3	102 H Northern Ill.	1	3			
						75 H Cleveland St.	0	3	112 N IUPUI	0	3			
						98 A Kent St.	0	3	122 H Miami (OH)	1	3			
									127 A Valparaiso	1	3			
									155 H Green Bay	1	3			
									165 A Western Mich.	0	3			
									165 H Western Mich.	1	3			
									187 A Eastern Mich.	0	3			
									187 H Eastern Mich.	2	3			
									189 N Eastern Ill.	2	3			
									191 A Ball St.	0	3			
									191 H Ball St.	2	3			
									197 A DePaul	0	3			
									219 H Robert Morris	3	2			
									221 H Radford	3	1			
									223 A Buffalo	1	3			
									224 H Youngstown St.	0	3			
									224 N Youngstown St.	1	3			
									253 A Central Mich.	0	3			
									253 H Central Mich.	3	2			
									255 H Bowling Green	3	2			
									267 N Evansville	3	2			
									271 H Bradley	2	3			
									296 H Akron	3	0			

LAST 10 GAMES														
187 H Eastern Mich.						2	3	191 A Ball St.	0	3	267 N Evansville	3	2	
253 H Central Mich.						3	2	122 H Miami (OH)	1	3	271 H Bradley	2	3	
165 A Western Mich.						0	3	255 H Bowling Green	3	2	296 H Akron	3	0	
102 A Northern Ill.						0	3	57 A Ohio	1	3				
296 H Akron						3	0	98 A Kent St.	0	3				

T
o
l
e
d
o

Non-Div. I Games:

Toledo

Average RPI Win:	293	WON-LOST	WINNING	LAST 10	STRENGTH OF	OPP. STRENGTH	TEAM	ADJ	CONF.	ADJ CONF.				
Average RPI Loss:	221	RECORD	PCT. RANK	GAMES	SCHEDULE	OF SCHEDULE	RPI	RPI	RPI	RPI				
DIV. I ONLY	12- 16	.42857	208	6- 4	301	304	280	.41611	285	30	30			
DIV. I NON-CONF.	3- 7	.3	263	0- 0	321	246	312	.37125	312	30	30			
<hr/>														
TOTALS	RPI 1-25	RPI 26-50		W-L RECORDS		RPI 51-100		RPI 101-150		RPI 150+				
12- 16	0- 0	0- 0		OVERALL		0- 1		0- 0		12- 15				
6- 3	0- 0	0- 0		HOME		0- 0		0- 0		6- 3				
4- 8	0- 0	0- 0		AWAY		0- 0		0- 0		4- 8				
2- 5	0- 0	0- 0		NEUTRAL		0- 1		0- 0		2- 4				
<hr/>														
3- 7	0- 0	0- 0		NON-CONFERENCE		0- 1		0- 0		3- 6				
0- 0	0- 0	0- 0		HOME		0- 0		0- 0		0- 0				
1- 2	0- 0	0- 0		AWAY		0- 0		0- 0		1- 2				
2- 5	0- 0	0- 0		NEUTRAL		0- 1		0- 0		2- 4				
<hr/>														
9- 9	0- 0	0- 0		CONFERENCE		0- 0		0- 0		9- 9				
6- 3	0- 0	0- 0		HOME		0- 0		0- 0		6- 3				
3- 6	0- 0	0- 0		AWAY		0- 0		0- 0		3- 6				
0- 0	0- 0	0- 0		NEUTRAL		0- 0		0- 0		0- 0				
<hr/>														
RPI S	Opponent	Score	RPI S	Opponent	Score	RPI S	Opponent	Score	RPI S	Opponent	Score			
						81 N	Gonzaga	0 3	183 A	Fairfield	1 3			
						183 H	Fairfield	3 2						
						184 A	Marist	0 3						
						184 H	Marist	1 3						
						190 N	Southern Utah	0 3						
						200 A	Siena	1 3						
						200 H	Siena	2 3						
						219 N	Robert Morris	0 3						
						226 N	Georgetown	0 3						
						227 A	Wright St.	1 3						
						260 A	Manhattan	1 3						
						260 H	Manhattan	1 3						
						267 N	Evansville	1 3						
						280 N	Tennessee Tech	3 1						
						281 A	Rider	1 3						
						281 H	Rider	3 0						
						282 A	Grand Canyon	0 3						
						283 A	Fordham	3 1						
						292 A	Canisius	3 1						
						292 H	Canisius	3 0						
						293 A	Iona	0 3						
						LAST 10 GAMES						293 H	Iona	3 2
						281 H	Rider	3 0	330 A	Quinnipiac	3 1	306 N	Charleston So.	3 2
						324 H	Saint Peter's	3 0	292 A	Canisius	3 1	324 A	Saint Peter's	3 0
						200 A	Siena	1 3	293 H	Iona	3 2	324 H	Saint Peter's	3 0
184 A	Marist	0 3	260 H	Manhattan	1 3	330 A	Quinnipiac	3 1						
183 A	Fairfield	1 3	324 A	Saint Peter's	3 0	330 H	Quinnipiac	3 0						

Non-Div. I Games:

Niagara

Average RPI Win: 258		WON-LOST RECORD	WINNING PCT. RANK		LAST 10 GAMES	STRENGTH OF SCHEDULE		OPP. STRENGTH OF SCHEDULE		TEAM RPI	ADJ RPI		CONF. RPI	ADJ CONF. RPI
Average RPI Loss: 170														
DIV. I ONLY		6- 18	.25	286	2- 8	229		240		286	.41603	286	22	22
DIV. I NON-CONF.		4- 6	.4	216	0- 0	220		218		233	.45138	234	23	23
TOTALS		RPI 1-25	RPI 26-50		W-L RECORDS		RPI 51-100		RPI 101-150		RPI 150+			
6- 18	0- 0	0- 0		OVERALL		0- 0		0- 7		6- 11				
2- 8	0- 0	0- 0		HOME		0- 0		0- 3		2- 5				
1- 8	0- 0	0- 0		AWAY		0- 0		0- 3		1- 5				
3- 2	0- 0	0- 0		NEUTRAL		0- 0		0- 1		3- 1				
4- 6	0- 0	0- 0		NON-CONFERENCE		0- 0		0- 5		4- 1				
1- 2	0- 0	0- 0		HOME		0- 0		0- 2		1- 0				
0- 2	0- 0	0- 0		AWAY		0- 0		0- 2		0- 0				
3- 2	0- 0	0- 0		NEUTRAL		0- 0		0- 1		3- 1				
2- 12	0- 0	0- 0		CONFERENCE		0- 0		0- 2		2- 10				
1- 6	0- 0	0- 0		HOME		0- 0		0- 1		1- 5				
1- 6	0- 0	0- 0		AWAY		0- 0		0- 1		1- 5				
0- 0	0- 0	0- 0		NEUTRAL		0- 0		0- 0		0- 0				
RPI S	Opponent	Score	RPI S	Opponent	Score	RPI S	Opponent	Score	RPI S	Opponent	Score			
									111 H	Loyola Chicago	0	3		
									114 N	San Francisco	1	3		
									120 A	St. John's (NY)	1	3		
									125 A	Army West Point	0	3		
									142 A	Princeton	0	3		
									142 H	Princeton	0	3		
									146 H	Seton Hall	0	3		
									153 A	Harvard	0	3		
									153 H	Harvard	2	3		
									156 A	Yale	2	3		
									156 H	Yale	2	3		
									159 A	Dartmouth	0	3		
									159 H	Dartmouth	1	3		
									199 A	Penn	1	3		
									199 H	Penn	2	3		
									225 N	George Mason	3	2		
									246 N	William & Mary	3	2		
									254 A	Brown	0	3		
									254 H	Brown	3	2		
									263 A	Columbia	3	2		
									263 H	Columbia	1	3		
									269 H	Binghamton	3	1		
									293 N	Iona	3	0		
									301 N	Central Conn. St.	1	3		
			LAST 10 GAMES											
						199 H Penn	2	3	156 H Yale	2	3			
						142 H Princeton	0	3	263 A Columbia	3	2			
						159 A Dartmouth	0	3	153 H Harvard	2	3			
						153 A Harvard	0	3	159 H Dartmouth	1	3			
						254 H Brown	3	2	142 A Princeton	0	3			

Non-Div. I Games:

Cornell

Average RPI Win: 267		WON-LOST RECORD		WINNING PCT. RANK		LAST 10 GAMES		STRENGTH OF SCHEDULE		OPP. STRENGTH OF SCHEDULE		TEAM RPI		ADJ RPI		CONF. RPI		ADJ CONF. RPI			
DIV. I ONLY		8- 18		.30769 271		5- 5		276		261		290		.41594 287		27		27			
DIV. I NON-CONF.		2- 8		.2 285		0- 0		236		207		300		.39912 298		25		25			
TOTALS		RPI 1-25		RPI 26-50		W-L RECORDS		RPI 51-100		RPI 101-150		RPI 150+									
8- 18		0- 0		0- 1		OVERALL		0- 3		0- 0		8- 14									
5- 6		0- 0		0- 1		HOME		0- 1		0- 0		5- 4									
1- 9		0- 0		0- 0		AWAY		0- 2		0- 0		1- 7									
2- 3		0- 0		0- 0		NEUTRAL		0- 0		0- 0		2- 3									
2- 8		0- 0		0- 1		NON-CONFERENCE		0- 1		0- 0		2- 6									
0- 3		0- 0		0- 1		HOME		0- 0		0- 0		0- 2									
0- 2		0- 0		0- 0		AWAY		0- 1		0- 0		0- 1									
2- 3		0- 0		0- 0		NEUTRAL		0- 0		0- 0		2- 3									
6- 10		0- 0		0- 0		CONFERENCE		0- 2		0- 0		6- 8									
5- 3		0- 0		0- 0		HOME		0- 1		0- 0		5- 2									
1- 7		0- 0		0- 0		AWAY		0- 1		0- 0		1- 6									
0- 0		0- 0		0- 0		NEUTRAL		0- 0		0- 0		0- 0									
RPI	S	Opponent		Score		RPI	S	Opponent		Score		RPI	S	Opponent		Score					
				46	H	Arkansas		0	3	86	A	Cincinnati		0	3	178	N	Omaha		2	3
										95	A	Murray St.		0	3	182	A	UMKC		1	3
										95	H	Murray St.		1	3	189	A	Eastern Ill.		2	3
																189	H	Eastern Ill.		1	3
																192	H	Belmont		3	1
																196	H	Northern Ky.		2	3
																197	N	DePaul		0	3
																204	N	Drake		2	3
																239	A	Eastern Ky.		2	3
																244	A	Tennessee St.		0	3
																252	H	Louisiana Tech		0	3
																265	A	Southeast Mo. St.		0	3
																265	H	Southeast Mo. St.		3	1
																268	A	UT Martin		1	3
																268	H	UT Martin		3	2
																271	N	Bradley		3	0
																273	A	Austin Peay		2	3
																273	H	Austin Peay		3	1
																278	A	Morehead St.		3	1
																280	H	Tennessee Tech		2	3
																294	H	Jacksonville St.		3	2
																296	N	Akron		3	2
LAST 10 GAMES																					
				192	H	Belmont		3	1	268	A	UT Martin		1	3						
				189	A	Eastern Ill.		2	3	273	H	Austin Peay		3	1						
				239	A	Eastern Ky.		2	3	95	H	Murray St.		1	3						
				278	A	Morehead St.		3	1	268	H	UT Martin		3	2						
				265	A	Southeast Mo. St.		0	3	265	H	Southeast Mo. St.		3	1						

Non-Div. I Games:

SIUE

Average RPI Win:	298	WON-LOST RECORD	WINNING PCT. RANK	LAST 10 GAMES	STRENGTH OF SCHEDULE	OPP. STRENGTH OF SCHEDULE	TEAM RPI	ADJ RPI	CONF. RPI	ADJ CONF. RPI				
DIV. I ONLY		12- 14	.46154 195	7- 3	317	297	287	.41558 288	31	31				
DIV. I NON-CONF.		3- 11	.21429 283	0- 0	291	231	313	.37279 311	31	31				
<hr/>														
TOTALS	RPI 1-25	RPI 26-50		W-L RECORDS	RPI 51-100		RPI 101-150		RPI 150+					
12- 14	0- 0	0- 0		OVERALL	0- 1		0- 2		12- 11					
5- 2	0- 0	0- 0		HOME	0- 0		0- 0		5- 2					
5- 6	0- 0	0- 0		AWAY	0- 0		0- 1		5- 5					
2- 6	0- 0	0- 0		NEUTRAL	0- 1		0- 1		2- 4					
<hr/>														
3- 11	0- 0	0- 0		NON-CONFERENCE	0- 1		0- 2		3- 8					
0- 1	0- 0	0- 0		HOME	0- 0		0- 0		0- 1					
1- 4	0- 0	0- 0		AWAY	0- 0		0- 1		1- 3					
2- 6	0- 0	0- 0		NEUTRAL	0- 1		0- 1		2- 4					
<hr/>														
9- 3	0- 0	0- 0		CONFERENCE	0- 0		0- 0		9- 3					
5- 1	0- 0	0- 0		HOME	0- 0		0- 0		5- 1					
4- 2	0- 0	0- 0		AWAY	0- 0		0- 0		4- 2					
0- 0	0- 0	0- 0		NEUTRAL	0- 0		0- 0		0- 0					
<hr/>														
RPI S	Opponent	Score	RPI S	Opponent	Score	RPI S	Opponent	Score	RPI S	Opponent	Score			
						98 N	Kent St.	0 3	104 A	Maryland	0 3			
						106 N	Hofstra	0 3						
						175 A	Delaware	0 3						
						179 N	Duquesne	0 3						
						226 H	Georgetown	0 3						
						231 A	Ill.-Chicago	0 3						
						235 A	UMES	3 1						
						235 H	UMES	0 3						
						238 A	Howard	0 3						
						238 H	Howard	3 1						
						242 A	UMBC	1 3						
						243 N	Sacred Heart	2 3						
						279 A	Coppin St.	2 3						
						279 H	Coppin St.	3 2						
						281 N	Rider	2 3						
						283 N	Fordham	3 1						
						301 N	Central Conn. St.	0 3						
						307 N	Loyola Maryland	3 1						
						311 A	Chicago St.	3 0						
						319 A	Norfolk St.	3 2						
						319 H	Norfolk St.	3 0						
						LAST 10 GAMES						321 A	Delaware St.	3 0
						279 H	Coppin St.	3 2	323 H	Hampton	3 0	321 H	Delaware St.	3 0
						238 A	Howard	0 3	279 A	Coppin St.	2 3	323 A	Hampton	3 1
						321 A	Delaware St.	3 0	321 H	Delaware St.	3 0	323 H	Hampton	3 0
235 A	UMES	3 1	235 H	UMES	0 3									
319 H	Norfolk St.	3 0	238 H	Howard	3 1									

Non-Div. I Games:

Morgan St.

Average RPI Win:	280	WON-LOST RECORD	WINNING PCT. RANK	LAST 10 GAMES	STRENGTH OF SCHEDULE	OPP. STRENGTH OF SCHEDULE	TEAM RPI	ADJ RPI	CONF. RPI	ADJ CONF. RPI	
DIV. I ONLY	9- 19	.32143	258	4- 6	278	275	288	.4152	289	24	24
DIV. I NON-CONF.	5- 7	.41667	204	0- 0	268	301	259	.428	261	24	24
<hr/>											
TOTALS	RPI 1-25	RPI 26-50		W-L RECORDS	RPI 51-100		RPI 101-150		RPI 150+		
9- 19	0- 0	0- 1		OVERALL	0- 1		0- 5		9- 12		
3- 5	0- 0	0- 0		HOME	0- 1		0- 1		3- 3		
1- 11	0- 0	0- 0		AWAY	0- 0		0- 2		1- 9		
5- 3	0- 0	0- 1		NEUTRAL	0- 0		0- 2		5- 0		
<hr/>											
5- 7	0- 0	0- 1		NON-CONFERENCE	0- 0		0- 4		5- 2		
0- 0	0- 0	0- 0		HOME	0- 0		0- 0		0- 0		
0- 4	0- 0	0- 0		AWAY	0- 0		0- 2		0- 2		
5- 3	0- 0	0- 1		NEUTRAL	0- 0		0- 2		5- 0		
<hr/>											
4- 12	0- 0	0- 0		CONFERENCE	0- 1		0- 1		4- 10		
3- 5	0- 0	0- 0		HOME	0- 1		0- 1		3- 3		
1- 7	0- 0	0- 0		AWAY	0- 0		0- 0		1- 7		
0- 0	0- 0	0- 0		NEUTRAL	0- 0		0- 0		0- 0		
<hr/>											
RPI S	Opponent	Score	RPI S	Opponent	Score	RPI S	Opponent	Score	RPI S	Opponent	Score
			38 N	TCU	0 3	76 H	A&M-Corpus Christi	0 3	123 A	Southern Miss.	0 3
									134 H	Central Ark.	0 3
									136 A	Houston	0 3
									136 N	Houston	2 3
									145 N	North Carolina St.	1 3
									164 A	Stephen F. Austin	0 3
									198 A	Sam Houston St.	0 3
									202 H	Houston Baptist	0 3
									208 A	McNeese St.	1 3
									208 H	McNeese St.	0 3
									229 A	Lamar	1 3
									230 A	Abilene Christian	3 1
									230 H	Abilene Christian	3 0
									240 A	Tulane	0 3
									247 N	Mercer	3 2
									248 A	New Orleans	0 3
									248 H	New Orleans	1 3
									256 A	Southeastern La.	1 3
									256 H	Southeastern La.	3 2
									275 A	Northwestern St.	0 3
									276 H	Incarnate Word	3 2
									290 A	La.-Lafayette	2 3
			LAST 10 GAMES						316 N	Jackson St.	3 0
			208 A	McNeese St.	1 3	256 A	Southeastern La.	1 3	318 N	Alabama A&M	3 0
			256 H	Southeastern La.	3 2	230 A	Abilene Christian	3 1	322 N	Prairie View	3 0
			230 H	Abilene Christian	3 0	202 H	Houston Baptist	0 3	325 N	Southern U.	3 0
			276 H	Incarnate Word	3 2	76 H	A&M-Corpus Christi	0 3			
			248 A	New Orleans	0 3	208 H	McNeese St.	0 3			

Non-Div. I Games:

Nicholls St.

Average RPI Win:	284	WON-LOST RECORD	WINNING PCT. RANK	LAST 10 GAMES	STRENGTH OF SCHEDULE	OPP. STRENGTH OF SCHEDULE	TEAM RPI	ADJ RPI	CONF. RPI	ADJ CONF. RPI		
DIV. I ONLY		6- 23	.2069	301	1- 9	198	211	291	.4144	290	15	15
DIV. I NON-CONF.		4- 9	.30769	259	0- 1	263	255	288	.40999	285	16	16
<hr/>												
TOTALS	RPI 1-25	RPI 26-50		W-L RECORDS		RPI 51-100		RPI 101-150		RPI 150+		
6- 23	0- 1	0- 0		OVERALL		0- 4		0- 7		6- 11		
4- 8	0- 1	0- 0		HOME		0- 1		0- 3		4- 3		
2- 11	0- 0	0- 0		AWAY		0- 2		0- 3		2- 6		
0- 4	0- 0	0- 0		NEUTRAL		0- 1		0- 1		0- 2		
<hr/>												
4- 9	0- 0	0- 0		NON-CONFERENCE		0- 2		0- 2		4- 5		
3- 1	0- 0	0- 0		HOME		0- 0		0- 1		3- 0		
1- 4	0- 0	0- 0		AWAY		0- 1		0- 0		1- 3		
0- 4	0- 0	0- 0		NEUTRAL		0- 1		0- 1		0- 2		
<hr/>												
2- 14	0- 1	0- 0		CONFERENCE		0- 2		0- 5		2- 6		
1- 7	0- 1	0- 0		HOME		0- 1		0- 2		1- 3		
1- 7	0- 0	0- 0		AWAY		0- 1		0- 3		1- 3		
0- 0	0- 0	0- 0		NEUTRAL		0- 0		0- 0		0- 0		
<hr/>												
RPI S	Opponent	Score	RPI S	Opponent	Score	RPI S	Opponent	Score	RPI S	Opponent	Score	
18 H	Arkansas St.	0 3				59 N	Colorado	0 3	103 A	Texas St.	0 3	
						65 A	Rice	0 3	103 H	Texas St.	0 3	
						84 A	Appalachian St.	0 3	116 A	Texas-Arlington	0 3	
						84 H	Appalachian St.	0 3	116 H	Texas-Arlington	0 3	
									128 A	Little Rock	0 3	
									136 H	Houston	1 3	
									136 N	Houston	0 3	
									158 A	Texas Tech	0 3	
									160 A	South Ala.	1 3	
									177 A	Troy	1 3	
									177 H	Troy	2 3	
									198 N	Sam Houston St.	0 3	
									208 A	McNeese St.	0 3	
									232 H	Ga. Southern	1 3	
									249 N	Utah St.	0 3	
									251 A	La.-Monroe	3 2	
									251 H	La.-Monroe	2 3	
									256 A	Southeastern La.	3 2	
									266 A	Georgia St.	1 3	
									266 H	Georgia St.	3 0	
									275 A	Northwestern St.	2 3	
									289 H	Nicholls St.	3 2	
									316 H	Jackson St.	3 1	
									325 H	Southern U.	3 0	
<hr/>												
			LAST 10 GAMES									
			266 H	Georgia St.	3 0	128 A	Little Rock	0 3	316 H	Jackson St.	3 1	
			103 H	Texas St.	0 3	208 A	McNeese St.	0 3	325 H	Southern U.	3 0	
			116 H	Texas-Arlington	0 3	177 H	Troy	2 3				
			266 A	Georgia St.	1 3	232 H	Ga. Southern	1 3				
			84 A	Appalachian St.	0 3	177 A	Troy	1 3				

Non-Div. I Games:

La.-Lafayette

Average RPI Win: 280		WON-LOST RECORD		WINNING PCT. RANK		LAST 10 GAMES		STRENGTH OF SCHEDULE		OPP. STRENGTH OF SCHEDULE		TEAM RPI		ADJ RPI		CONF. RPI		ADJ CONF. RPI	
DIV. I ONLY		9- 23		.28125 277		2- 8		245		259		284		.41349 291		11		11	
DIV. I NON-CONF.		8- 8		.5 162		1- 1		298		328		264		.4216 274		12		12	
TOTALS		RPI 1-25		RPI 26-50		W-L RECORDS		RPI 51-100		RPI 101-150		RPI 150+							
9- 23		0- 1		0- 0		OVERALL		0- 7		0- 2		9- 13							
7- 10		0- 0		0- 0		HOME		0- 4		0- 1		7- 5							
0- 11		0- 1		0- 0		AWAY		0- 3		0- 1		0- 6							
2- 2		0- 0		0- 0		NEUTRAL		0- 0		0- 0		2- 2							
8- 8		0- 0		0- 0		NON-CONFERENCE		0- 2		0- 0		8- 6							
6- 3		0- 0		0- 0		HOME		0- 1		0- 0		6- 2							
0- 3		0- 0		0- 0		AWAY		0- 1		0- 0		0- 2							
2- 2		0- 0		0- 0		NEUTRAL		0- 0		0- 0		2- 2							
1- 15		0- 1		0- 0		CONFERENCE		0- 5		0- 2		1- 7							
1- 7		0- 0		0- 0		HOME		0- 3		0- 1		1- 3							
0- 8		0- 1		0- 0		AWAY		0- 2		0- 1		0- 4							
0- 0		0- 0		0- 0		NEUTRAL		0- 0		0- 0		0- 0							
RPI S	Opponent	Score		RPI S	Opponent	Score		RPI S	Opponent	Score		RPI S	Opponent	Score					
19 A	Western Ky.	0 3						65 H	Rice	0 3		123 A	Southern Miss.	0 3					
								73 A	UTSA	1 3		123 H	Southern Miss.	1 3					
								73 H	UTSA	0 3		151 H	FIU	2 3					
								77 A	Chattanooga	1 3		157 A	Marshall	1 3					
								78 H	Ole Miss	1 3		157 H	Marshall	3 2					
								85 H	Fla. Atlantic	0 3		177 A	Troy	2 3					
								89 A	North Texas	0 3		184 N	Marist	3 0					
												195 A	UTEP	1 3					
												209 H	Charlotte	1 3					
												229 A	Lamar	0 3					
												233 A	Middle Tenn.	0 3					
												233 H	Middle Tenn.	0 3					
												251 H	La.-Monroe	2 3					
												252 A	Louisiana Tech	0 3					
												273 H	Austin Peay	3 0					
												273 N	Austin Peay	0 3					
												294 H	Jacksonville St.	3 1					
												298 H	Alabama St.	2 3					
												305 N	Texas Southern	3 2					
												310 N	Gardner-Webb	1 3					
												318 H	Alabama A&M	3 0					
												326 H	UMass Lowell	3 1					
												331 H	Savannah St.	3 0					
												334 H	Mississippi Val.	3 0					
				LAST 10 GAMES															
				65 H	Rice	0 3		157 H	Marshall	3 2		331 H	Savannah St.	3 0					
				298 H	Alabama St.	2 3		123 A	Southern Miss.	0 3		334 H	Mississippi Val.	3 0					
				73 A	UTSA	1 3		19 A	Western Ky.	0 3									
				195 A	UTEP	1 3		85 H	Fla. Atlantic	0 3									
				233 H	Middle Tenn.	0 3		318 H	Alabama A&M	3 0									

Non-Div. I Games:

UAB

Average RPI Win:	286	WON-LOST RECORD	WINNING PCT. RANK	LAST 10 GAMES	STRENGTH OF SCHEDULE	OPP. STRENGTH OF SCHEDULE	TEAM RPI	ADJ RPI	CONF. RPI	ADJ CONF. RPI				
Average RPI Loss:	223													
DIV. I ONLY	11- 19	.36667	234	5- 5	293	300	295	.40796	292	30	30			
DIV. I NON-CONF.	2- 10	.16667	297	0- 0	306	237	320	.35042	320	30	30			
<hr/>														
TOTALS	RPI 1-25	RPI 26-50		W-L RECORDS		RPI 51-100		RPI 101-150		RPI 150+				
11- 19	0- 0	0- 0		OVERALL		0- 1		0- 2		11- 16				
7- 4	0- 0	0- 0		HOME		0- 0		0- 0		7- 4				
3- 9	0- 0	0- 0		AWAY		0- 1		0- 0		3- 8				
1- 6	0- 0	0- 0		NEUTRAL		0- 0		0- 2		1- 4				
<hr/>														
2- 10	0- 0	0- 0		NON-CONFERENCE		0- 1		0- 2		2- 7				
1- 1	0- 0	0- 0		HOME		0- 0		0- 0		1- 1				
0- 3	0- 0	0- 0		AWAY		0- 1		0- 0		0- 2				
1- 6	0- 0	0- 0		NEUTRAL		0- 0		0- 2		1- 4				
<hr/>														
9- 9	0- 0	0- 0		CONFERENCE		0- 0		0- 0		9- 9				
6- 3	0- 0	0- 0		HOME		0- 0		0- 0		6- 3				
3- 6	0- 0	0- 0		AWAY		0- 0		0- 0		3- 6				
0- 0	0- 0	0- 0		NEUTRAL		0- 0		0- 0		0- 0				
<hr/>														
RPI S	Opponent	Score	RPI S	Opponent	Score	RPI S	Opponent	Score	RPI S	Opponent	Score			
						99 A	Rhode Island	0 3	140 N	Indiana St.	1 3			
						150 N	Lehigh	0 3						
						157 N	Marshall	0 3						
						183 A	Fairfield	0 3						
						183 H	Fairfield	3 0						
						184 A	Marist	2 3						
						184 H	Marist	1 3						
						200 A	Siena	2 3						
						200 H	Siena	1 3						
						223 H	Buffalo	3 1						
						224 H	Youngstown St.	1 3						
						243 N	Sacred Heart	0 3						
						260 A	Manhattan	0 3						
						260 H	Manhattan	3 0						
						264 N	Navy	1 3						
						278 A	Morehead St.	0 3						
						281 A	Rider	1 3						
						281 H	Rider	3 1						
						285 A	Niagara	0 3						
						285 H	Niagara	1 3						
						293 A	Iona	3 2						
									LAST 10 GAMES			293 H	Iona	3 2
												296 A	Akron	1 3
												307 N	Loyola Maryland	3 0
												315 N	Saint Francis (PA)	2 3
324 A	Saint Peter's	3 0												
324 H	Saint Peter's	3 0												
						324 A	Saint Peter's	3 0						
						324 H	Saint Peter's	3 0						
						324 H	Saint Peter's	3 0						
						324 H	Saint Peter's	3 0						
						324 H	Saint Peter's	3 0						

Non-Div. I Games:

Canisius

RPI	S	Opponent	Score	
330	A	Quinnipiac	3	1
330	H	Quinnipiac	3	1

Canisius

C
a
n
i
s
i
u
s

C
a
n
i
s
i
u
s

Average RPI Win:	289	WON-LOST	WINNING	LAST 10	STRENGTH OF	OPP. STRENGTH	TEAM	ADJ	CONF.	ADJ CONF.	
Average RPI Loss:	210	RECORD	PCT. RANK	GAMES	SCHEDULE	OF SCHEDULE	RPI	RPI	RPI	RPI	
DIV. I ONLY	10- 20	.33333	248	5- 5	277	306	292	.40555	293	30	30
DIV. I NON-CONF.	2- 9	.18182	293	0- 0	198	226	296	.40176	296	30	30
<hr/>											
TOTALS	RPI 1-25	RPI 26-50		W-L RECORDS		RPI 51-100		RPI 101-150		RPI 150+	
10- 20	0- 0	0- 2		OVERALL		0- 1		0- 2		10- 15	
5- 4	0- 0	0- 0		HOME		0- 0		0- 0		5- 4	
3- 11	0- 0	0- 0		AWAY		0- 0		0- 2		3- 9	
2- 5	0- 0	0- 2		NEUTRAL		0- 1		0- 0		2- 2	
<hr/>											
2- 9	0- 0	0- 2		NON-CONFERENCE		0- 1		0- 2		2- 4	
0- 0	0- 0	0- 0		HOME		0- 0		0- 0		0- 0	
1- 4	0- 0	0- 0		AWAY		0- 0		0- 2		1- 2	
1- 5	0- 0	0- 2		NEUTRAL		0- 1		0- 0		1- 2	
<hr/>											
8- 11	0- 0	0- 0		CONFERENCE		0- 0		0- 0		8- 11	
5- 4	0- 0	0- 0		HOME		0- 0		0- 0		5- 4	
2- 7	0- 0	0- 0		AWAY		0- 0		0- 0		2- 7	
1- 0	0- 0	0- 0		NEUTRAL		0- 0		0- 0		1- 0	
<hr/>											
RPI	S	Opponent	Score	RPI	S	Opponent	Score	RPI	S	Opponent	Score
				28	N	Colorado St.	0 3				
				36	N	Santa Clara	0 3				
								120	A	St. John's (NY)	0 3
								125	A	Army West Point	0 3
								183	A	Fairfield	1 3
								183	H	Fairfield	3 2
								184	A	Marist	1 3
								184	H	Marist	1 3
								200	A	Siena	0 3
								200	H	Siena	3 1
								218	A	Bryant	1 3
								246	N	William & Mary	0 3
								260	A	Manhattan	0 3
								260	H	Manhattan	0 3
								281	A	Rider	0 3
								281	H	Rider	3 1
								285	A	Niagara	2 3
								285	H	Niagara	3 0
								286	N	Cornell	0 3
								292	A	Canisius	2 3
								292	H	Canisius	2 3
								309	N	Holy Cross	3 2
								313	A	St. Francis Brooklyn	2 3
								317	A	Hartford	3 1
				LAST 10 GAMES							
				183	A	Fairfield	1 3	184	H	Marist	1 3
				330	A	Quinnipiac	3 1	285	A	Niagara	2 3
				324	A	Saint Peter's	3 2	292	A	Canisius	2 3
				260	A	Manhattan	0 3	183	H	Fairfield	3 2
				200	H	Siena	3 1	330	H	Quinnipiac	3 0
								330	N	Quinnipiac	3 0

Non-Div. I Games:

Iona

Average RPI Win:	301	WON-LOST RECORD	WINNING PCT. RANK	LAST 10 GAMES	STRENGTH OF SCHEDULE	OPP. STRENGTH OF SCHEDULE	TEAM RPI	ADJ RPI	CONF. RPI	ADJ CONF. RPI	
Average RPI Loss:	207										
DIV. I ONLY	14- 20	.41176	217	3- 7	311	308	298	.40497	294	27	27
DIV. I NON-CONF.	9- 9	.5	162	0- 0	300	332	272	.42158	275	25	25
<hr/>											
TOTALS	RPI 1-25	RPI 26-50		W-L RECORDS		RPI 51-100		RPI 101-150		RPI 150+	
14- 20	0- 0	0- 0		OVERALL		0- 2		0- 2		14- 16	
4- 7	0- 0	0- 0		HOME		0- 1		0- 0		4- 6	
4- 9	0- 0	0- 0		AWAY		0- 0		0- 2		4- 7	
6- 4	0- 0	0- 0		NEUTRAL		0- 1		0- 0		6- 3	
<hr/>											
9- 9	0- 0	0- 0		NON-CONFERENCE		0- 1		0- 2		9- 6	
1- 2	0- 0	0- 0		HOME		0- 0		0- 0		1- 2	
2- 3	0- 0	0- 0		AWAY		0- 0		0- 2		2- 1	
6- 4	0- 0	0- 0		NEUTRAL		0- 1		0- 0		6- 3	
<hr/>											
5- 11	0- 0	0- 0		CONFERENCE		0- 1		0- 0		5- 10	
3- 5	0- 0	0- 0		HOME		0- 1		0- 0		3- 4	
2- 6	0- 0	0- 0		AWAY		0- 0		0- 0		2- 6	
0- 0	0- 0	0- 0		NEUTRAL		0- 0		0- 0		0- 0	
<hr/>											
RPI S	Opponent	Score	RPI S	Opponent	Score	RPI S	Opponent	Score	RPI S	Opponent	Score
						78 N	Ole Miss	1 3	113 A	Kennesaw St.	0 3
						95 H	Murray St.	1 3	131 A	North Dakota	0 3
									155 N	Green Bay	0 3
									189 A	Eastern Ill.	0 3
									192 A	Belmont	0 3
									192 H	Belmont	0 3
									194 N	South Dakota	0 3
									204 N	Drake	0 3
									212 H	Wofford	0 3
									239 A	Eastern Ky.	0 3
									239 H	Eastern Ky.	0 3
									244 A	Tennessee St.	0 3
									244 H	Tennessee St.	3 2
									251 H	La.-Monroe	0 3
									265 A	Southeast Mo. St.	3 2
									268 H	UT Martin	3 0
									273 H	Austin Peay	3 2
									278 A	Morehead St.	0 3
									278 H	Morehead St.	1 3
									280 A	Tennessee Tech	3 1
			280 H	Tennessee Tech	1 3						
						287 A	SIUE	2 3			
						291 A	UAB	1 3			
						298 N	Alabama St.	3 0			
						316 A	Jackson St.	3 2			
						316 H	Jackson St.	3 0			
						318 A	Alabama A&M	3 0			
						LAST 10 GAMES			LAST 10 GAMES		
						265 A	Southeast Mo. St.	3 2	95 H	Murray St.	1 3
						280 H	Tennessee Tech	1 3	239 A	Eastern Ky.	0 3
						244 H	Tennessee St.	3 2	278 A	Morehead St.	0 3
192 H	Belmont	0 3	278 H	Morehead St.	1 3						
273 H	Austin Peay	3 2	239 H	Eastern Ky.	0 3						

Non-Div. I Games:

Jacksonville St.

RPI	S	Opponent	Score	
318	N	Alabama A&M	3	1
326	N	UMass Lowell	3	0
331	N	Savannah St.	3	0
333	N	Alcorn	3	0
334	N	Mississippi Val.	3	0

Jacksonville St.

J
a
c
k
s
o
n
v
i
l
l
e
s
t
.

J
a
c
k
s
o
n
v
i
l
l
e
s
t
.

Average RPI Win:		327	WON-LOST RECORD		WINNING PCT. RANK		LAST 10 GAMES		STRENGTH OF SCHEDULE		OPP. STRENGTH OF SCHEDULE		TEAM RPI		ADJ RPI		CONF. RPI		ADJ CONF. RPI				
DIV. I ONLY			7- 20		.25926 284		4- 6		269		258		299		.40395 295		31		31				
DIV. I NON-CONF.			0- 17		0 319		0- 4		61		57		274		.42322 271		31		31				
TOTALS		RPI 1-25		RPI 26-50				W-L RECORDS				RPI 51-100				RPI 101-150				RPI 150+			
7- 20		0- 2		0- 3				OVERALL				0- 5				0- 2				7- 8			
4- 7		0- 2		0- 0				HOME				0- 3				0- 1				4- 1			
3- 9		0- 0		0- 2				AWAY				0- 1				0- 1				3- 4			
0- 4		0- 0		0- 1				NEUTRAL				0- 1				0- 0				0- 2			
0- 17		0- 2		0- 3				NON-CONFERENCE				0- 5				0- 2				0- 5			
0- 6		0- 2		0- 0				HOME				0- 3				0- 1				0- 0			
0- 7		0- 0		0- 2				AWAY				0- 1				0- 1				0- 3			
0- 4		0- 0		0- 1				NEUTRAL				0- 1				0- 0				0- 2			
7- 3		0- 0		0- 0				CONFERENCE				0- 0				0- 0				7- 3			
4- 1		0- 0		0- 0				HOME				0- 0				0- 0				4- 1			
3- 2		0- 0		0- 0				AWAY				0- 0				0- 0				3- 2			
0- 0		0- 0		0- 0				NEUTRAL				0- 0				0- 0				0- 0			
RPI	S	Opponent		Score		RPI	S	Opponent		Score		RPI	S	Opponent		Score		RPI	S	Opponent		Score	
14	H	Texas A&M		0	3	35	A	Miami (FL)		0	3	64	N	Illinois St.		0	3	133	A	North Florida		0	3
24	H	Florida St.		0	3	48	N	Kansas St.		0	3	70	H	Xavier		1	3	133	H	North Florida		0	3
						50	A	Arizona		0	3	79	A	Auburn		0	3	170	A	South Fla.		0	3
												83	H	Coastal Caro.		0	3	177	A	Troy		2	3
												88	H	FGCU		0	3	194	N	South Dakota		0	3
																		216	A	Stetson		0	3
																		222	N	CSUN		1	3
																		261	A	Bethune-Cookman		0	3
																		261	H	Bethune-Cookman		0	3
																		320	A	N.C. A&T		3	1
																		320	H	N.C. A&T		3	0
																		328	A	N.C. Central		1	3
																		328	H	N.C. Central		3	0
																		329	A	South Carolina St.		3	0
																		329	H	South Carolina St.		3	1
																		331	A	Savannah St.		3	0
																		331	H	Savannah St.		3	0
LAST 10 GAMES																							
						320	A	N.C. A&T		3	1	329	H	South Carolina St.		3	1						
						328	A	N.C. Central		1	3	216	A	Stetson		0	3						
						261	H	Bethune-Cookman		0	3	88	H	FGCU		0	3						
						133	A	North Florida		0	3	177	A	Troy		2	3						
						331	H	Savannah St.		3	0	320	H	N.C. A&T		3	0						

Non-Div. I Games:

Florida A&M

Average RPI Win: 267		WON-LOST RECORD		WINNING PCT. RANK		LAST 10 GAMES		STRENGTH OF SCHEDULE		OPP. STRENGTH OF SCHEDULE		TEAM RPI		ADJ RPI		CONF. RPI		ADJ CONF. RPI	
DIV. I ONLY		8- 21		.27586 279		1- 9		281		226		297		.40387 296		20		20	
DIV. I NON-CONF.		6- 7		.46154 185		0- 0		294		276		262		.42479 266		14		14	
TOTALS		RPI 1-25		RPI 26-50		W-L RECORDS		RPI 51-100		RPI 101-150		RPI 150+							
8- 21		0- 0		0- 0		OVERALL		0- 5		0- 5		8- 11							
3- 9		0- 0		0- 0		HOME		0- 3		0- 2		3- 4							
4- 8		0- 0		0- 0		AWAY		0- 2		0- 1		4- 5							
1- 4		0- 0		0- 0		NEUTRAL		0- 0		0- 2		1- 2							
6- 7		0- 0		0- 0		NON-CONFERENCE		0- 1		0- 2		6- 4							
3- 1		0- 0		0- 0		HOME		0- 1		0- 0		3- 0							
2- 2		0- 0		0- 0		AWAY		0- 0		0- 0		2- 2							
1- 4		0- 0		0- 0		NEUTRAL		0- 0		0- 2		1- 2							
2- 14		0- 0		0- 0		CONFERENCE		0- 4		0- 3		2- 7							
0- 8		0- 0		0- 0		HOME		0- 2		0- 2		0- 4							
2- 6		0- 0		0- 0		AWAY		0- 2		0- 1		2- 3							
0- 0		0- 0		0- 0		NEUTRAL		0- 0		0- 0		0- 0							
RPI S	Opponent	Score		RPI S	Opponent	Score		RPI S	Opponent	Score		RPI S	Opponent	Score					
								57 A Ohio	0	3		102 H Northern Ill.	0	3					
								57 H Ohio	0	3		122 A Miami (OH)	0	3					
								75 H Cleveland St.	1	3		122 H Miami (OH)	0	3					
								98 A Kent St.	0	3		135 N Samford	0	3					
								98 H Kent St.	0	3		137 N ETSU	1	3					
												165 H Western Mich.	1	3					
												187 A Eastern Mich.	3	1					
												191 H Ball St.	2	3					
												204 N Drake	2	3					
												223 A Buffalo	3	1					
												223 H Buffalo	1	3					
												227 A Wright St.	3	2					
												227 A Wright St.	1	3					
												253 A Central Mich.	1	3					
												255 A Bowling Green	2	3					
												255 H Bowling Green	2	3					
												264 H Navy	3	0					
												278 A Morehead St.	2	3					
												284 A Toledo	0	3					
												287 N SIUE	2	3					
												292 H Canisius	3	1					
												312 A Western Ill.	3	0					
												315 H Saint Francis (PA)	3	0					
												315 N Saint Francis (PA)	3	1					
LAST 10 GAMES																			
								57 A Ohio	0	3		223 H Buffalo	1	3					
								98 A Kent St.	0	3		187 A Eastern Mich.	3	1					
								255 H Bowling Green	2	3		253 A Central Mich.	1	3					
								122 H Miami (OH)	0	3		165 H Western Mich.	1	3					
								284 A Toledo	0	3		102 H Northern Ill.	0	3					

Non-Div. I Games:

Akron

Average RPI Win:	301	WON-LOST	WINNING	LAST 10	STRENGTH OF	OPP. STRENGTH	TEAM	ADJ	CONF.	ADJ CONF.	
Average RPI Loss:	179	RECORD	PCT. RANK	GAMES	SCHEDULE	OF SCHEDULE	RPI	RPI	RPI	RPI	
DIV. I ONLY	6- 25	.19355	308	0- 10	208	270	301	.40324	297	17	17
DIV. I NON-CONF.	6- 11	.35294	246	0- 1	211	317	256	.43105	256	18	18
<hr/>											
TOTALS	RPI 1-25	RPI 26-50		W-L RECORDS		RPI 51-100		RPI 101-150		RPI 150+	
6- 25	0- 0	0- 2		OVERALL		0- 3		0- 2		6- 18	
3- 7	0- 0	0- 1		HOME		0- 1		0- 1		3- 4	
1- 11	0- 0	0- 0		AWAY		0- 1		0- 1		1- 9	
2- 7	0- 0	0- 1		NEUTRAL		0- 1		0- 0		2- 5	
<hr/>											
6- 11	0- 0	0- 1		NON-CONFERENCE		0- 1		0- 0		6- 9	
3- 0	0- 0	0- 0		HOME		0- 0		0- 0		3- 0	
1- 4	0- 0	0- 0		AWAY		0- 0		0- 0		1- 4	
2- 7	0- 0	0- 1		NEUTRAL		0- 1		0- 0		2- 5	
<hr/>											
0- 14	0- 0	0- 1		CONFERENCE		0- 2		0- 2		0- 9	
0- 7	0- 0	0- 1		HOME		0- 1		0- 1		0- 4	
0- 7	0- 0	0- 0		AWAY		0- 1		0- 1		0- 5	
0- 0	0- 0	0- 0		NEUTRAL		0- 0		0- 0		0- 0	
<hr/>											
RPI S	Opponent	Score	RPI S	Opponent	Score	RPI S	Opponent	Score	RPI S	Opponent	Score
			29 H	Dayton	0 3	70 H	Saint Louis	1 3	109 A	George Washington	0 3
			44 N	Villanova	0 3	90 N	Temple	0 3	109 H	George Washington	0 3
						99 A	Rhode Island	0 3	174 A	VCU	2 3
									174 H	VCU	0 3
									179 A	Duquesne	0 3
									179 H	Duquesne	0 3
									184 A	Marist	0 3
									185 N	Eastern Wash.	0 3
									199 N	Penn	0 3
									218 N	Bryant	1 3
									225 A	George Mason	2 3
									225 H	George Mason	1 3
									234 N	Bucknell	0 3
									235 A	UMES	0 3
									241 A	Davidson	0 3
									241 H	Davidson	2 3
									242 A	UMBC	3 2
									246 A	William & Mary	0 3
									248 A	New Orleans	2 3
									250 N	Providence	0 3
									283 A	Fordham	2 3
			LAST 10 GAMES						300 H	Lafayette	3 0
			109 A	George Washington	0 3	241 A	Davidson	0 3	310 N	Gardner-Webb	3 0
			225 A	George Mason	2 3	174 A	VCU	2 3	314 H	Fairleigh Dickinson	3 1
			174 H	VCU	0 3	235 A	UMES	0 3	319 N	Norfolk St.	3 2
			241 H	Davidson	2 3	225 H	George Mason	1 3	321 H	Delaware St.	3 0
			179 H	Duquesne	0 3	109 H	George Washington	0 3			

Non-Div. I Games:

La Salle

[illegible]

Non-Div. I Games:

Alabama St.

RPI	S	Opponent	Score	
334	A	Mississippi Val.	3	0
334	H	Mississippi Val.	3	0

Alabama St.

A
l
a
b
a
m
a
S
t
.

A
l
a
b
a
m
a
S
t
.

Average RPI Win: 288		WON-LOST RECORD		WINNING PCT. RANK		LAST 10 GAMES		STRENGTH OF SCHEDULE		OPP. STRENGTH OF SCHEDULE		TEAM RPI		ADJ RPI		CONF. RPI		ADJ CONF. RPI	
DIV. I ONLY		6- 25		.19355 308		0- 10		179		269		296		.40263 299		13		14	
DIV. I NON-CONF.		5- 12		.29412 264		0- 1		253		321		298		.3931 302		17		17	
TOTALS		RPI 1-25		RPI 26-50		W-L RECORDS		RPI 51-100		RPI 101-150		RPI 150+							
6- 25		0- 0		0- 0		OVERALL		0- 5		0- 7		6- 13							
2- 8		0- 0		0- 0		HOME		0- 2		0- 3		2- 3							
1- 12		0- 0		0- 0		AWAY		0- 2		0- 3		1- 6							
3- 5		0- 0		0- 0		NEUTRAL		0- 1		0- 1		3- 3							
5- 12		0- 0		0- 0		NON-CONFERENCE		0- 1		0- 1		5- 10							
1- 2		0- 0		0- 0		HOME		0- 0		0- 0		1- 2							
1- 5		0- 0		0- 0		AWAY		0- 0		0- 0		1- 5							
3- 5		0- 0		0- 0		NEUTRAL		0- 1		0- 1		3- 3							
1- 13		0- 0		0- 0		CONFERENCE		0- 4		0- 6		1- 3							
1- 6		0- 0		0- 0		HOME		0- 2		0- 3		1- 1							
0- 7		0- 0		0- 0		AWAY		0- 2		0- 3		0- 2							
0- 0		0- 0		0- 0		NEUTRAL		0- 0		0- 0		0- 0							
RPI	S	Opponent	Score	RPI	S	Opponent	Score	RPI	S	Opponent	Score	RPI	S	Opponent	Score				
								58	A	Lipscomb	0 3	113	A	Kennesaw St.	0 3				
								58	H	Lipscomb	0 3	113	H	Kennesaw St.	0 3				
								80	N	American	0 3	127	N	Valparaiso	0 3				
								88	A	FGCU	0 3	133	A	North Florida	0 3				
								88	H	FGCU	0 3	133	H	North Florida	0 3				
												141	A	Jacksonville	2 3				
												141	H	Jacksonville	0 3				
												183	N	Fairfield	0 3				
												184	A	Marist	0 3				
												199	H	Penn	0 3				
												213	A	USC Upstate	0 3				
												213	H	USC Upstate	0 3				
												216	A	Stetson	0 3				
												216	H	Stetson	3 1				
												234	N	Bucknell	0 3				
												260	H	Manhattan	0 3				
												263	A	Columbia	0 3				
												270	N	Northeastern	1 3				
												281	N	Rider	3 1				
												281	N	Rider	3 2				
												300	A	Lafayette	0 3				
												301	A	Central Conn. St.	0 3				
												313	A	St. Francis Brooklyn	3 1				
												313	N	St. Francis Brooklyn	3 2				
												324	A	Saint Peter's	2 3				
												324	H	Saint Peter's	3 0				
LAST 10 GAMES																			
								216	A	Stetson	0 3	213	A	USC Upstate	0 3				
								88	A	FGCU	0 3	113	A	Kennesaw St.	0 3				
								141	H	Jacksonville	0 3	58	A	Lipscomb	0 3				
								133	H	North Florida	0 3	213	H	USC Upstate	0 3				
								260	H	Manhattan	0 3	113	H	Kennesaw St.	0 3				

Non-Div. I Games:

NJIT

Average RPI Win:	280	WON-LOST RECORD	WINNING PCT. RANK	LAST 10 GAMES	STRENGTH OF SCHEDULE	OPP. STRENGTH OF SCHEDULE	TEAM RPI	ADJ RPI	CONF. RPI	ADJ CONF. RPI		
DIV. I ONLY		11- 16	.40741	218	1- 9	309	288	293	.40064	300	25	25
DIV. I NON-CONF.		8- 3	.72727	72	0- 0	329	322	242	.43929	245	26	26
<hr/>												
TOTALS	RPI 1-25	RPI 26-50		W-L RECORDS		RPI 51-100		RPI 101-150		RPI 150+		
11- 16	0- 0	0- 0		OVERALL		0- 2		1- 3		10- 11		
8- 7	0- 0	0- 0		HOME		0- 1		0- 2		8- 4		
2- 8	0- 0	0- 0		AWAY		0- 1		1- 1		1- 6		
1- 1	0- 0	0- 0		NEUTRAL		0- 0		0- 0		1- 1		
8- 3	0- 0	0- 0		NON-CONFERENCE		0- 0		0- 0		8- 3		
7- 0	0- 0	0- 0		HOME		0- 0		0- 0		7- 0		
0- 2	0- 0	0- 0		AWAY		0- 0		0- 0		0- 2		
1- 1	0- 0	0- 0		NEUTRAL		0- 0		0- 0		1- 1		
3- 13	0- 0	0- 0		CONFERENCE		0- 2		1- 3		2- 8		
1- 7	0- 0	0- 0		HOME		0- 1		0- 2		1- 4		
2- 6	0- 0	0- 0		AWAY		0- 1		1- 1		1- 4		
0- 0	0- 0	0- 0		NEUTRAL		0- 0		0- 0		0- 0		
<hr/>												
RPI	S	Opponent	Score	RPI	S	Opponent	Score	RPI	S	Opponent	Score	
						80 A American	0 3			125 A Army West Point	0 3	
						80 H American	0 3			125 H Army West Point	0 3	
										150 A Lehigh	3 0	
										150 H Lehigh	0 3	
										184 H Marist	3 2	
										201 A Colgate	0 3	
										201 H Colgate	0 3	
										234 A Bucknell	0 3	
										234 H Bucknell	2 3	
										250 A Providence	0 3	
										264 A Navy	0 3	
										264 H Navy	0 3	
										278 H Morehead St.	3 2	
										281 H Rider	3 2	
										297 A La Salle	0 3	
										299 H NJIT	3 0	
										307 A Loyola Maryland	3 1	
										307 H Loyola Maryland	3 0	
										309 A Holy Cross	0 3	
										309 H Holy Cross	2 3	
										313 H St. Francis Brooklyn	3 1	
										314 H Fairleigh Dickinson	3 0	
										314 N Fairleigh Dickinson	2 3	
										324 H Saint Peter's	3 2	
										324 N Saint Peter's	3 1	

Non-Div. I Games:

Lafayette

Average RPI Win:	288	WON-LOST RECORD	WINNING PCT. RANK	LAST 10 GAMES	STRENGTH OF SCHEDULE	OPP. STRENGTH OF SCHEDULE	TEAM RPI	ADJ RPI	CONF. RPI	ADJ CONF. RPI			
DIV. I ONLY		11- 16	.40741	218	1- 9	316	296	300	.39844	301	29	29	
DIV. I NON-CONF.		8- 5	.61538	125	0- 0	319	257	232	.45287	231	29	29	
<hr/>													
TOTALS	RPI 1-25	RPI 26-50		W-L RECORDS		RPI 51-100		RPI 101-150		RPI 150+			
11- 16	0- 0	0- 0		OVERALL		0- 0		0- 2		11- 14			
7- 6	0- 0	0- 0		HOME		0- 0		0- 0		7- 6			
1- 8	0- 0	0- 0		AWAY		0- 0		0- 1		1- 7			
3- 2	0- 0	0- 0		NEUTRAL		0- 0		0- 1		3- 1			
<hr/>													
8- 5	0- 0	0- 0		NON-CONFERENCE		0- 0		0- 2		8- 3			
5- 1	0- 0	0- 0		HOME		0- 0		0- 0		5- 1			
0- 2	0- 0	0- 0		AWAY		0- 0		0- 1		0- 1			
3- 2	0- 0	0- 0		NEUTRAL		0- 0		0- 1		3- 1			
<hr/>													
3- 11	0- 0	0- 0		CONFERENCE		0- 0		0- 0		3- 11			
2- 5	0- 0	0- 0		HOME		0- 0		0- 0		2- 5			
1- 6	0- 0	0- 0		AWAY		0- 0		0- 0		1- 6			
0- 0	0- 0	0- 0		NEUTRAL		0- 0		0- 0		0- 0			
<hr/>													
RPI	S	Opponent	Score	RPI	S	Opponent	Score	RPI	S	Opponent	Score		
								114	N	San Francisco	0	3	
								120	A	St. John's (NY)	0	3	
								183	H	Fairfield	3	0	
								186	A	LIU Brooklyn	0	3	
								186	H	LIU Brooklyn	0	3	
								218	A	Bryant	0	3	
								218	H	Bryant	1	3	
								219	A	Robert Morris	1	3	
								219	H	Robert Morris	1	3	
								225	N	George Mason	1	3	
								231	A	Ill.-Chicago	0	3	
								234	H	Bucknell	3	1	
								243	A	Sacred Heart	1	3	
								243	H	Sacred Heart	1	3	
								254	H	Brown	1	3	
								286	N	Cornell	3	1	
								288	N	Morgan St.	3	0	
								299	H	NJIT	3	0	
								309	H	Holy Cross	3	1	
								311	N	Chicago St.	3	0	
								313	A	St. Francis Brooklyn	0	3	
				LAST 10 GAMES				313	H	St. Francis Brooklyn	3	0	
				219	A	Robert Morris	1	3	186	A	LIU Brooklyn	0	3
				315	A	Saint Francis (PA)	1	3	313	A	St. Francis Brooklyn	0	3
				218	H	Bryant	1	3	219	H	Robert Morris	1	3
				314	H	Fairleigh Dickinson	3	0	315	H	Saint Francis (PA)	2	3
				243	H	Sacred Heart	1	3	218	A	Bryant	0	3
								317	H	Hartford	3	0	

Non-Div. I Games:

Central Conn. St.

[illegible]

Non-Div. I Games:

Cal St. Fullerton

Average RPI Win: 304		WON-LOST RECORD	WINNING PCT. RANK		LAST 10 GAMES	STRENGTH OF SCHEDULE		OPP. STRENGTH OF SCHEDULE		TEAM RPI	ADJ RPI		CONF. RPI	ADJ CONF. RPI
Average RPI Loss: 179														
DIV. I ONLY		7- 27	.20588	306	0- 10	236		284		302	.39422	303	19	19
DIV. I NON-CONF.		7- 11	.38889	226	0- 1	293		327		297	.39883	299	22	22
TOTALS		RPI 1-25	RPI 26-50		W-L RECORDS		RPI 51-100		RPI 101-150		RPI 150+			
7- 27	0- 0	0- 0		OVERALL		0- 5		0- 8		7- 14				
2- 10	0- 0	0- 0		HOME		0- 2		0- 3		2- 5				
2- 12	0- 0	0- 0		AWAY		0- 2		0- 5		2- 5				
3- 5	0- 0	0- 0		NEUTRAL		0- 1		0- 0		3- 4				
7- 11	0- 0	0- 0		NON-CONFERENCE		0- 1		0- 2		7- 8				
2- 3	0- 0	0- 0		HOME		0- 0		0- 1		2- 2				
2- 3	0- 0	0- 0		AWAY		0- 0		0- 1		2- 2				
3- 5	0- 0	0- 0		NEUTRAL		0- 1		0- 0		3- 4				
0- 16	0- 0	0- 0		CONFERENCE		0- 4		0- 6		0- 6				
0- 7	0- 0	0- 0		HOME		0- 2		0- 2		0- 3				
0- 9	0- 0	0- 0		AWAY		0- 2		0- 4		0- 3				
0- 0	0- 0	0- 0		NEUTRAL		0- 0		0- 0		0- 0				
RPI S	Opponent	Score	RPI S	Opponent	Score	RPI S	Opponent	Score	RPI S	Opponent	Score			
						77 A	Chattanooga	1 3	110 A	Georgia Tech	0 3			
						77 H	Chattanooga	0 3	121 A	UNCG	0 3			
						83 N	Coastal Caro.	1 3	121 H	UNCG	0 3			
						100 A	Furman	0 3	133 H	North Florida	0 3			
						100 H	Furman	1 3	135 A	Samford	0 3			
									135 A	Samford	0 3			
									137 A	ETSU	0 3			
									137 H	ETSU	1 3			
									200 N	Siena	3 1			
									212 A	Wofford	0 3			
									212 H	Wofford	0 3			
									213 N	USC Upstate	1 3			
									220 A	Western Caro.	1 3			
									220 H	Western Caro.	2 3			
									227 H	Wright St.	1 3			
									236 A	UNC Asheville	1 3			
									236 H	UNC Asheville	2 3			
									247 A	Mercer	0 3			
									247 H	Mercer	2 3			
									248 N	New Orleans	1 3			
									265 N	Southeast Mo. St.	2 3			
									268 N	UT Martin	1 3			
									306 A	Charleston So.	0 3			
									306 H	Charleston So.	3 2			
									310 A	Gardner-Webb	3 2			
									318 N	Alabama A&M	3 1			
									329 N	South Carolina St.	3 1			
			LAST 10 GAMES											
			212 A	Wofford	0 3	306 A	Charleston So.	0 3	306 A	Charleston So.	0 3			
			247 H	Mercer	2 3	121 H	UNCG	0 3	306 H	Charleston So.	3 2			
			135 A	Samford	0 3	220 H	Western Caro.	2 3	310 A	Gardner-Webb	3 2			
			135 A	Samford	0 3	100 A	Furman	0 3	318 N	Alabama A&M	3 1			
			77 A	Chattanooga	1 3	137 A	ETSU	0 3	329 N	South Carolina St.	3 1			

Non-Div. I Games:

Citadel

RPI	S	Opponent	Score	
331	A	Savannah St.	3	0
331	H	Savannah St.	3	1

Citadel

C
i
t
a
d
e
l

C
i
t
a
d
e
l

Average RPI Win:	273	WON-LOST RECORD	WINNING PCT. RANK	LAST 10 GAMES	STRENGTH OF SCHEDULE	OPP. STRENGTH OF SCHEDULE	TEAM RPI	ADJ RPI	CONF. RPI	ADJ CONF. RPI	
DIV. I ONLY		3- 21	.125 325	0- 10	222	181	305	.39263 304	18	18	
DIV. I NON-CONF.		2- 6	.25 270	0- 0	238	178	281	.41376 280	15	15	
<hr/>											
TOTALS	RPI 1-25	RPI 26-50		W-L RECORDS	RPI 51-100		RPI 101-150		RPI 150+		
3- 21	0- 0	0- 1		OVERALL	0- 4		0- 5		3- 11		
1- 7	0- 0	0- 1		HOME	0- 1		0- 2		1- 3		
0- 12	0- 0	0- 0		AWAY	0- 2		0- 2		0- 8		
2- 2	0- 0	0- 0		NEUTRAL	0- 1		0- 1		2- 0		
<hr/>											
2- 6	0- 0	0- 0		NON-CONFERENCE	0- 2		0- 1		2- 3		
0- 0	0- 0	0- 0		HOME	0- 0		0- 0		0- 0		
0- 4	0- 0	0- 0		AWAY	0- 1		0- 0		0- 3		
2- 2	0- 0	0- 0		NEUTRAL	0- 1		0- 1		2- 0		
<hr/>											
1- 15	0- 0	0- 1		CONFERENCE	0- 2		0- 4		1- 8		
1- 7	0- 0	0- 1		HOME	0- 1		0- 2		1- 3		
0- 8	0- 0	0- 0		AWAY	0- 1		0- 2		0- 5		
0- 0	0- 0	0- 0		NEUTRAL	0- 0		0- 0		0- 0		
<hr/>											
RPI S	Opponent	Score	RPI S	Opponent	Score	RPI S	Opponent	Score	RPI S	Opponent	Score
			41 H	Northern Ariz.	0 <div>3</div>	56 H	Idaho St.	0 <div>3</div>	122 N	Miami (OH)	2 <div>3</div>
						59 A	Colorado	1 <div>3</div>	131 A	North Dakota	1 <div>3</div>
						72 A	Sacramento St.	0 <div>3</div>	131 H	North Dakota	1 <div>3</div>
						73 N	UTSA	0 <div>3</div>	144 A	Northern Colo.	0 <div>3</div>
									144 H	Northern Colo.	2 <div>3</div>
									175 A	Nevada	0 <div>3</div>
									180 A	Idaho	0 <div>3</div>
									180 H	Idaho	0 <div>3</div>
									185 A	Eastern Wash.	2 <div>3</div>
									185 H	Eastern Wash.	1 <div>3</div>
									190 H	Southern Utah	0 <div>3</div>
									198 A	Sam Houston St.	1 <div>3</div>
									203 A	Air Force	2 <div>3</div>
									217 A	Portland St.	1 <div>3</div>
									240 N	Tulane	3 1
									258 A	Montana	0 <div>3</div>
									258 H	Montana	3 1
									272 A	Weber St.	0 <div>3</div>
									322 N	Prairie View	3 0
<hr/>											
			LAST 10 GAMES								
			258 A	Montana	0 <div>3</div>	180 A	Idaho	0 <div>3</div>			
			272 A	Weber St.	0 <div>3</div>	217 A	Portland St.	1 <div>3</div>			
			144 H	Northern Colo.	2 <div>3</div>	72 A	Sacramento St.	0 <div>3</div>			
			131 H	North Dakota	1 <div>3</div>	180 H	Idaho	0 <div>3</div>			
			185 A	Eastern Wash.	2 <div>3</div>	185 H	Eastern Wash.	1 <div>3</div>			

Non-Div. I Games:

Montana St.

Average RPI Win: 328		WON-LOST RECORD		WINNING PCT. RANK		LAST 10 GAMES		STRENGTH OF SCHEDULE		OPP. STRENGTH OF SCHEDULE		TEAM RPI		ADJ RPI		CONF. RPI		ADJ CONF. RPI	
DIV. I ONLY		10- 17		.37037 232		5- 3		305		323		303		.38854 305		32		32	
DIV. I NON-CONF.		0- 13		0 319		0- 1		69		202		294		.4063 292		32		32	
TOTALS		RPI 1-25		RPI 26-50		W-L RECORDS		RPI 51-100		RPI 101-150		RPI 150+							
10- 17		0- 1		0- 1		OVERALL		0- 3		0- 0		10- 12							
4- 0		0- 0		0- 0		HOME		0- 0		0- 0		4- 0							
3- 8		0- 0		0- 1		AWAY		0- 2		0- 0		3- 5							
3- 9		0- 1		0- 0		NEUTRAL		0- 1		0- 0		3- 7							
0- 13		0- 1		0- 1		NON-CONFERENCE		0- 3		0- 0		0- 8							
0- 0		0- 0		0- 0		HOME		0- 0		0- 0		0- 0							
0- 6		0- 0		0- 1		AWAY		0- 2		0- 0		0- 3							
0- 7		0- 1		0- 0		NEUTRAL		0- 1		0- 0		0- 5							
10- 4		0- 0		0- 0		CONFERENCE		0- 0		0- 0		10- 4							
4- 0		0- 0		0- 0		HOME		0- 0		0- 0		4- 0							
3- 2		0- 0		0- 0		AWAY		0- 0		0- 0		3- 2							
3- 2		0- 0		0- 0		NEUTRAL		0- 0		0- 0		3- 2							
RPI	S	Opponent		Score		RPI	S	Opponent		Score		RPI	S	Opponent		Score			
22	N	Illinois		0	3	32	A	Arizona St.		0	3	73	N	UTSA		0	3		
												76	A	A&M-Corpus Christi		0	3		
												76	A	A&M-Corpus Christi		0	3		
												161	N	UNLV		0	3		
												184	N	Marist		1	3		
												202	A	Houston Baptist		0	3		
												208	A	McNeese St.		0	3		
												229	A	Lamar		1	3		
												229	N	Lamar		0	3		
												262	N	UTRGV		0	3		
												291	N	UAB		2	3		
												298	N	Alabama St.		2	3		
												316	A	Jackson St.		0	3		
												318	N	Alabama A&M		0	3		
												322	A	Prairie View		3	1		
												322	H	Prairie View		3	0		
												322	N	Prairie View		3	0		
												325	A	Southern U.		1	3		
												325	H	Southern U.		3	1		
												327	A	Ark.-Pine Bluff		3	2		
												327	H	Ark.-Pine Bluff		3	0		
												332	A	Grambling		3	0		
												332	H	Grambling		3	0		
												333	N	Alcorn		3	0		
												334	N	Mississippi Val.		3	1		
														</					

Average RPI Win:	297	WON-LOST	WINNING	LAST 10	STRENGTH OF	OPP. STRENGTH	TEAM	ADJ	CONF.	ADJ CONF.	
Average RPI Loss:	191	RECORD	PCT. RANK	GAMES	SCHEDULE	OF SCHEDULE	RPI	RPI	RPI	RPI	
DIV. I ONLY	10- 22	.3125	264	5- 5	312	274	306	.38267	306	26	26
DIV. I NON-CONF.	6- 12	.33333	249	1- 0	328	265	316	.35876	318	27	27
<hr/>											
TOTALS	RPI 1-25	RPI 26-50		W-L RECORDS		RPI 51-100		RPI 101-150		RPI 150+	
10- 22	0- 0	0- 0		OVERALL		0- 5		0- 0		10- 17	
6- 4	0- 0	0- 0		HOME		0- 1		0- 0		6- 3	
3- 11	0- 0	0- 0		AWAY		0- 2		0- 0		3- 9	
1- 7	0- 0	0- 0		NEUTRAL		0- 2		0- 0		1- 5	
<hr/>											
6- 12	0- 0	0- 0		NON-CONFERENCE		0- 3		0- 0		6- 9	
3- 0	0- 0	0- 0		HOME		0- 0		0- 0		3- 0	
2- 5	0- 0	0- 0		AWAY		0- 1		0- 0		2- 4	
1- 7	0- 0	0- 0		NEUTRAL		0- 2		0- 0		1- 5	
<hr/>											
4- 10	0- 0	0- 0		CONFERENCE		0- 2		0- 0		4- 8	
3- 4	0- 0	0- 0		HOME		0- 1		0- 0		3- 3	
1- 6	0- 0	0- 0		AWAY		0- 1		0- 0		1- 5	
0- 0	0- 0	0- 0		NEUTRAL		0- 0		0- 0		0- 0	
<hr/>											
RPI	S	Opponent	Score	RPI	S	Opponent	Score	RPI	S	Opponent	Score
				66 N UNCW 0 3				162 A South Carolina 1 3			
				83 A Coastal Caro. 0 3				163 A Liberty 1 3			
				83 H Coastal Caro. 0 3				168 N Wake Forest 0 3			
				84 N Appalachian St. 0 3				172 A High Point 1 3			
				96 A Col. of Charleston 1 3				172 H High Point 0 3			
								190 N Southern Utah 0 3			
								206 A Clemson 1 3			
								212 N Wofford 2 3			
								214 A Campbell 0 3			
								214 H Campbell 1 3			
								221 A Radford 3 2			
								236 H UNC Asheville 2 3			
								245 A Winthrop 0 3			
								245 H Winthrop 3 1			
								257 N East Carolina 2 3			
								259 A Elon 3 1			
								282 A Grand Canyon 2 3			
								285 N Niagara 2 3			
								303 A Citadel 2 3			
								303 H Citadel 3 0			
				308 A Presbyterian 1 3							
				308 H Presbyterian 3 0							
				310 H Gardner-Webb 3 1							
				328 N N.C. Central 3 0							
				329 H South Carolina St. 3 1							
				331 A Savannah St. 3 0							
				331 H Savannah St. 3 0							
<hr/>											
LAST 10 GAMES											
214 A Campbell 0 3				308 H Presbyterian 3 0				310 H Gardner-Webb 3 1			
172 A High Point 1 3				310 H Gardner-Webb 3 1				328 N N.C. Central 3 0			
83 H Coastal Caro. 0 3				236 H UNC Asheville 2 3				329 H South Carolina St. 3 1			
303 H Citadel 3 0				172 H High Point 0 3				331 A Savannah St. 3 0			
245 H Winthrop 3 1				221 A Radford 3 2				331 H Savannah St. 3 0			

Non-Div. I Games:

Charleston So.

Average RPI Win: 297		WON-LOST RECORD		WINNING PCT. RANK		LAST 10 GAMES		STRENGTH OF SCHEDULE		OPP. STRENGTH OF SCHEDULE		TEAM RPI		ADJ RPI		CONF. RPI		ADJ CONF. RPI	
DIV. I ONLY		6- 25		.19355 308		0- 10		242		305		307		.38118 307		25		25	
DIV. I NON-CONF.		5- 10		.33333 249		0- 0		237		329		281		.41096 284		26		26	
TOTALS		RPI 1-25		RPI 26-50		W-L RECORDS		RPI 51-100		RPI 101-150		RPI 150+							
6- 25		0- 0		0- 0		OVERALL		0- 2		0- 5		6- 18							
3- 7		0- 0		0- 0		HOME		0- 1		0- 2		3- 4							
0- 13		0- 0		0- 0		AWAY		0- 1		0- 3		0- 9							
3- 5		0- 0		0- 0		NEUTRAL		0- 0		0- 0		3- 5							
5- 10		0- 0		0- 0		NON-CONFERENCE		0- 0		0- 1		5- 9							
2- 0		0- 0		0- 0		HOME		0- 0		0- 0		2- 0							
0- 5		0- 0		0- 0		AWAY		0- 0		0- 1		0- 4							
3- 5		0- 0		0- 0		NEUTRAL		0- 0		0- 0		3- 5							
1- 15		0- 0		0- 0		CONFERENCE		0- 2		0- 4		1- 9							
1- 7		0- 0		0- 0		HOME		0- 1		0- 2		1- 4							
0- 8		0- 0		0- 0		AWAY		0- 1		0- 2		0- 5							
0- 0		0- 0		0- 0		NEUTRAL		0- 0		0- 0		0- 0							
RPI S	Opponent	Score		RPI S	Opponent	Score		RPI S	Opponent	Score		RPI S	Opponent	Score					
								80 A	American	0	3	109 A	George Washington	1	3				
								80 H	American	0	3	125 A	Army West Point	0	3				
												125 H	Army West Point	0	3				
												150 A	Lehigh	0	3				
												150 H	Lehigh	0	3				
												172 A	High Point	1	3				
												175 A	Delaware	0	3				
												201 A	Colgate	1	3				
												201 H	Colgate	0	3				
												219 A	Robert Morris	1	3				
												234 A	Bucknell	0	3				
												234 H	Bucknell	0	3				
												235 A	UMES	2	3				
												238 H	Howard	3	0				
												242 N	UMBC	1	3				
												243 N	Sacred Heart	2	3				
												260 N	Manhattan	3	1				
												264 A	Navy	0	3				
												264 H	Navy	0	3				
												266 N	Georgia St.	0	3				
												288 N	Morgan St.	1	3				
												292 N	Canisius	0	3				
												300 A	Lafayette	0	3				
												300 H	Lafayette	1	3				
												309 A	Holy Cross	0	3				
												309 H	Holy Cross	3	0				
												315 H	Saint Francis (PA)	3	0				
				LAST 10 GAMES															
				264 H	Navy	0	3	125 A	Army West Point	0	3	300 A	Lafayette	0	3				
				80 A	American	0	3	150 H	Lehigh	0	3	300 H	Lafayette	1	3				
				201 H	Colgate	0	3	300 H	Lafayette	1	3	309 A	Holy Cross	0	3				
				234 H	Bucknell	0	3	264 A	Navy	0	3	309 H	Holy Cross	3	0				
				309 A	Holy Cross	0	3	80 H	American	0	3	315 H	Saint Francis (PA)	3	0				

Non-Div. I Games:

Loyola Maryland

RPI	S	Opponent	Score	
328	N	N.C. Central	3	2
329	N	South Carolina St.	3	1

Loyola Maryland

L
o
y
o
l
a
M
a
r
y
l
a
n
d

L
o
y
o
l
a
M
a
r
y
l
a
n
d

[illegible]

Non-Div. I Games:

Presbyterian

Average RPI Win:	306	WON-LOST RECORD	WINNING PCT. RANK	LAST 10 GAMES	STRENGTH OF SCHEDULE	OPP. STRENGTH OF SCHEDULE	TEAM RPI	ADJ RPI	CONF. RPI	ADJ CONF. RPI	
DIV. I ONLY		7- 22	.24138 289	2- 8	286	294	310	.37898 309	25	25	
DIV. I NON-CONF.		3- 10	.23077 278	0- 0	322	323	322	.33959 321	26	26	

TOTALS	RPI 1-25	RPI 26-50		W-L RECORDS		RPI 51-100		RPI 101-150		RPI 150+	
7- 22	0- 0	0- 0		OVERALL		0- 2		0- 4		7- 16	
3- 5	0- 0	0- 0		HOME		0- 1		0- 2		3- 2	
2- 11	0- 0	0- 0		AWAY		0- 1		0- 2		2- 8	
2- 6	0- 0	0- 0		NEUTRAL		0- 0		0- 0		2- 6	
3- 10	0- 0	0- 0		NON-CONFERENCE		0- 0		0- 0		3- 10	
0- 0	0- 0	0- 0		HOME		0- 0		0- 0		0- 0	
1- 4	0- 0	0- 0		AWAY		0- 0		0- 0		1- 4	
2- 6	0- 0	0- 0		NEUTRAL		0- 0		0- 0		2- 6	
4- 12	0- 0	0- 0		CONFERENCE		0- 2		0- 4		4- 6	
3- 5	0- 0	0- 0		HOME		0- 1		0- 2		3- 2	
1- 7	0- 0	0- 0		AWAY		0- 1		0- 2		1- 4	
0- 0	0- 0	0- 0		NEUTRAL		0- 0		0- 0		0- 0	
RPI	S	Opponent	Score	RPI	S	Opponent	Score	RPI	S	Opponent	Score
						80 A American	0 3	125 A Army West Point		0 3	
						80 H American	0 3	125 H Army West Point		1 3	
								150 A Lehigh		1 3	
								150 H Lehigh		0 3	
								154 N New Hampshire		0 3	
								183 A Fairfield		1 3	
								201 A Colgate		1 3	
								201 H Colgate		0 3	
								211 N San Jose St.		1 3	
								218 A Bryant		1 3	
								218 A Bryant		1 3	
								234 A Bucknell		0 3	
								234 H Bucknell		1 3	
								237 N Stony Brook		1 3	
								254 N Brown		0 3	
								264 A Navy		1 3	
								264 H Navy		3 2	
								293 N Iona		2 3	
								300 A Lafayette		3 2	
								300 H Lafayette		3 0	
								301 A Central Conn. St.		1 3	
								307 A Loyola Maryland		0 3	
								307 H Loyola Maryland		3 0	
								317 N Hartford		3 1	
								326 A UMass Lowell		3 0	
								330 N Quinnipiac		2 3	
								330 N Quinnipiac		3 0	
LAST 10 GAMES											
						234 A Bucknell	0 3	80 H American		0 3	
						150 A Lehigh	1 3	201 H Colgate		0 3	
						264 A Navy	1 3	125 H Army West Point		1 3	
						300 A Lafayette	3 2	150 H Lehigh		0 3	
						307 H Loyola Maryland	3 0	234 H Bucknell		1 3	

Non-Div. I Games:

Holy Cross

[illegible]

Non-Div. I Games:

Gardner-Webb

Average RPI Win: 312		WON-LOST RECORD		WINNING PCT. RANK		LAST 10 GAMES		STRENGTH OF SCHEDULE		OPP. STRENGTH OF SCHEDULE		TEAM RPI		ADJ RPI		CONF. RPI		ADJ CONF. RPI			
DIV. I ONLY		1- 27		.03571 332		0- 10		146		243		312		.37678 311		23		23			
DIV. I NON-CONF.		1- 13		.07143 314		0- 1		93		241		285		.40828 290		21		21			
TOTALS		RPI 1-25		RPI 26-50		W-L RECORDS		RPI 51-100		RPI 101-150		RPI 150+									
1- 27		0- 3		0- 0		OVERALL		0- 2		0- 7		1- 15									
0- 8		0- 0		0- 0		HOME		0- 1		0- 2		0- 5									
0- 13		0- 1		0- 0		AWAY		0- 1		0- 4		0- 7									
1- 6		0- 2		0- 0		NEUTRAL		0- 0		0- 1		1- 3									
1- 13		0- 3		0- 0		NON-CONFERENCE		0- 0		0- 3		1- 7									
0- 1		0- 0		0- 0		HOME		0- 0		0- 0		0- 1									
0- 6		0- 1		0- 0		AWAY		0- 0		0- 2		0- 3									
1- 6		0- 2		0- 0		NEUTRAL		0- 0		0- 1		1- 3									
0- 14		0- 0		0- 0		CONFERENCE		0- 2		0- 4		0- 8									
0- 7		0- 0		0- 0		HOME		0- 1		0- 2		0- 4									
0- 7		0- 0		0- 0		AWAY		0- 1		0- 2		0- 4									
0- 0		0- 0		0- 0		NEUTRAL		0- 0		0- 0		0- 0									
RPI	S	Opponent		Score		RPI	S	Opponent		Score		RPI	S	Opponent		Score					
3	A	Southern California		0	3					69	A	New Mexico St.	0	3	127	A	Valparaiso	0	3		
17	N	BYU		0	3					69	H	New Mexico St.	0	3	127	N	Valparaiso	0	3		
23	N	North Carolina		0	3										139	A	CSU Bakersfield	0	3		
															139	H	CSU Bakersfield	0	3		
															140	A	Indiana St.	0	3		
															149	A	Seattle	2	3		
															149	H	Seattle	1	3		
															155	A	Green Bay	0	3		
															182	A	UMKC	0	3		
															182	H	UMKC	0	3		
															188	A	Utah Valley	0	3		
															188	H	Utah Valley	0	3		
															231	A	Ill.-Chicago	1	3		
															232	A	Ga. Southern	1	3		
															244	N	Tennessee St.	0	3		
															245	N	Winthrop	0	3		
															262	A	UTRGV	0	3		
															262	H	UTRGV	0	3		
															282	A	Grand Canyon	0	3		
															282	H	Grand Canyon	0	3		
															288	H	Morgan St.	0	3		
															301	N	Central Conn. St.	0	3		
															312	N	Western Ill.	3	0		
LAST 10 GAMES																					
139 A CSU Bakersfield						0	3	188 A Utah Valley						0	3	312 N Western Ill.					
282 A Grand Canyon						0	3	149 A Seattle						2	3						
182 A UMKC						0	3	282 H Grand Canyon						0	3						
69 H New Mexico St.						0	3	139 H CSU Bakersfield						0	3						
262 H UTRGV						0	3	127 A Valparaiso						0	3						

Non-Div. I Games:

Chicago St.

Average RPI Win: 238		WON-LOST RECORD	WINNING PCT. RANK	LAST 10 GAMES	STRENGTH OF SCHEDULE	OPP. STRENGTH OF SCHEDULE	TEAM RPI	ADJ RPI	CONF. RPI	ADJ CONF. RPI				
DIV. I ONLY		3- 28	.09677	328	0- 10	227	228	313	.37673	312	21	21		
DIV. I NON-CONF.		2- 13	.13333	308	0- 0	217	222	307	.38235	307	20	20		
<hr/>														
TOTALS		RPI 1-25	RPI 26-50		W-L RECORDS	RPI 51-100		RPI 101-150		RPI 150+				
3- 28		0- 1	0- 0		OVERALL	0- 4		0- 6		3- 17				
0- 11		0- 0	0- 0		HOME	0- 1		0- 2		0- 8				
2- 12		0- 1	0- 0		AWAY	0- 2		0- 3		2- 6				
1- 5		0- 0	0- 0		NEUTRAL	0- 1		0- 1		1- 3				
2- 13		0- 1	0- 0		NON-CONFERENCE	0- 2		0- 2		2- 8				
0- 3		0- 0	0- 0		HOME	0- 0		0- 0		0- 3				
1- 5		0- 1	0- 0		AWAY	0- 1		0- 1		1- 2				
1- 5		0- 0	0- 0		NEUTRAL	0- 1		0- 1		1- 3				
1- 15		0- 0	0- 0		CONFERENCE	0- 2		0- 4		1- 9				
0- 8		0- 0	0- 0		HOME	0- 1		0- 2		0- 5				
1- 7		0- 0	0- 0		AWAY	0- 1		0- 2		1- 4				
0- 0		0- 0	0- 0		NEUTRAL	0- 0		0- 0		0- 0				
RPI	S	Opponent	Score		RPI	S	Opponent	Score		RPI	S	Opponent	Score	
5	A	Kansas	0 3							70	A	Saint Louis	0 3	
										87	A	Denver	0 3	
										87	H	Denver	0 3	
										93	N	Duke	0 3	
										112	A	IUPUI	1 3	
										112	H	IUPUI	0 3	
										117	A	North Dakota St.	0 3	
										117	H	North Dakota St.	0 3	
										127	N	Valparaiso	1 3	
										140	A	Indiana St.	0 3	
										173	A	Oral Roberts	2 3	
										173	H	Oral Roberts	1 3	
										178	A	Omaha	0 3	
										178	H	Omaha	1 3	
										182	N	UMKC	0 3	
										194	A	South Dakota	3 2	
										194	H	South Dakota	0 3	
										196	N	Northern Ky.	1 3	
										197	H	DePaul	1 3	
										204	A	Drake	3 2	
										204	H	Drake	0 3	
										231	A	Ill.-Chicago	0 3	
										267	A	Evansville	0 3	
										274	A	South Dakota St.	0 3	
										274	H	South Dakota St.	1 3	
										277	A	IPFW	0 3	
										277	H	IPFW	2 3	
										296	H	Akron	0 3	
										311	N	Chicago St.	0 3	
										316	N	Jackson St.	3 1	
LAST 10 GAMES														
274	A	South Dakota St.	0 3		87	A	Denver	0 3		277	H	IPFW	2 3	
277	A	IPFW	0 3		117	H	North Dakota St.	0 3		296	H	Akron	0 3	
173	H	Oral Roberts	1 3		112	A	IUPUI	1 3		311	N	Chicago St.	0 3	
194	H	South Dakota	0 3		178	H	Omaha	1 3		316	N	Jackson St.	3 1	
178	A	Omaha	0 3		173	A	Oral Roberts	2 3						

Non-Div. I Games:

Western Ill.

Average RPI Win:	303	WON-LOST RECORD	WINNING PCT. RANK	LAST 10 GAMES	STRENGTH OF SCHEDULE	OPP. STRENGTH OF SCHEDULE	TEAM RPI	ADJ RPI	CONF. RPI	ADJ CONF. RPI					
DIV. I ONLY		7- 23	.23333	293	4- 6	279	301	308	.37472	313	29	29			
DIV. I NON-CONF.		3- 13	.1875	291	0- 0	245	275	309	.37776	310	29	29			

TOTALS	RPI 1-25	RPI 26-50		W-L RECORDS		RPI 51-100		RPI 101-150		RPI 150+					
7- 23	0- 0	0- 1		OVERALL		0- 2		0- 3		7- 17					
5- 7	0- 0	0- 0		HOME		0- 0		0- 1		5- 6					
2- 10	0- 0	0- 0		AWAY		0- 2		0- 0		2- 8					
0- 6	0- 0	0- 1		NEUTRAL		0- 0		0- 2		0- 3					
3- 13	0- 0	0- 1		NON-CONFERENCE		0- 2		0- 3		3- 7					
2- 3	0- 0	0- 0		HOME		0- 0		0- 1		2- 2					
1- 4	0- 0	0- 0		AWAY		0- 2		0- 0		1- 2					
0- 6	0- 0	0- 1		NEUTRAL		0- 0		0- 2		0- 3					
4- 10	0- 0	0- 0		CONFERENCE		0- 0		0- 0		4- 10					
3- 4	0- 0	0- 0		HOME		0- 0		0- 0		3- 4					
1- 6	0- 0	0- 0		AWAY		0- 0		0- 0		1- 6					
0- 0	0- 0	0- 0		NEUTRAL		0- 0		0- 0		0- 0					
RPI	S	Opponent	Score	RPI	S	Opponent	Score	RPI	S	Opponent	Score				
				41	N	Northern Ariz.	0 3	63	A	James Madison	0 3				
								94	A	Portland	0 3				
										101	N Cal Poly	0 3			
										127	H Valparaiso	0 3			
										150	N Lehigh	1 3			
										180	N Idaho	0 3			
										186	A LIU Brooklyn	0 3			
										186	H LIU Brooklyn	0 3			
										218	A Bryant	0 3			
										218	H Bryant	75 96			
										219	A Robert Morris	0 3			
										219	H Robert Morris	1 3			
										243	A Sacred Heart	0 3			
										243	H Sacred Heart	107 101			
										281	H Rider	1 3			
										281	N Rider	0 3			
										283	A Fordham	0 3			
										293	H Iona	3 2			
										299	H NJIT	1 3			
										299	N NJIT	2 3			
										300	A Lafayette	1 3			
										301	A Central Conn. St.	0 3			
										301	H Central Conn. St.	3 0			
										314	A Fairleigh Dickinson	0 3			
										314	H Fairleigh Dickinson	3 2			
										315	A Saint Francis (PA)	3 1			
										315	H Saint Francis (PA)	1 3			
										324	H Saint Peter's	3 0			
										330	A Quinnipiac	3 0			

LAST 10 GAMES															
				243	H	Sacred Heart	107 101	218	H	Bryant	75 96	314	H	Fairleigh Dickinson	3 2
				314	H	Fairleigh Dickinson	3 2	301	H	Central Conn. St.	3 0	315	A	Saint Francis (PA)	3 1
				186	H	LIU Brooklyn	0 3	243	A	Sacred Heart	0 3	315	H	Saint Francis (PA)	1 3
				219	A	Robert Morris	0 3	314	A	Fairleigh Dickinson	0 3	324	H	Saint Peter's	3 0
				315	A	Saint Francis (PA)	3 1	186	A	LIU Brooklyn	0 3	330	A	Quinnipiac	3 0

Non-Div. I Games:

St. Francis Brooklyn

Average RPI Win:	308	WON-LOST	WINNING	LAST 10	STRENGTH OF	OPP. STRENGTH	TEAM	ADJ	CONF.	ADJ CONF.											
Average RPI Loss:	238	RECORD	PCT. RANK	GAMES	SCHEDULE	OF SCHEDULE	RPI	RPI	RPI	RPI											
DIV. I ONLY		10- 19	.34483	242	2- 8	323	312	314	.36739	314	29	29									
DIV. I NON-CONF.		7- 8	.46667	180	0- 0	326	318	304	.38431	305	29	29									
<hr/>																					
TOTALS	RPI 1-25	RPI 26-50		W-L RECORDS		RPI 51-100		RPI 101-150		RPI 150+											
10- 19	0- 0	0- 0		OVERALL		0- 0		0- 2		10- 17											
6- 5	0- 0	0- 0		HOME		0- 0		0- 0		6- 5											
1- 11	0- 0	0- 0		AWAY		0- 0		0- 1		1- 10											
3- 3	0- 0	0- 0		NEUTRAL		0- 0		0- 1		3- 2											
<hr/>																					
7- 8	0- 0	0- 0		NON-CONFERENCE		0- 0		0- 2		7- 6											
4- 0	0- 0	0- 0		HOME		0- 0		0- 0		4- 0											
0- 5	0- 0	0- 0		AWAY		0- 0		0- 1		0- 4											
3- 3	0- 0	0- 0		NEUTRAL		0- 0		0- 1		3- 2											
<hr/>																					
3- 11	0- 0	0- 0		CONFERENCE		0- 0		0- 0		3- 11											
2- 5	0- 0	0- 0		HOME		0- 0		0- 0		2- 5											
1- 6	0- 0	0- 0		AWAY		0- 0		0- 0		1- 6											
0- 0	0- 0	0- 0		NEUTRAL		0- 0		0- 0		0- 0											
<hr/>																					
RPI S	Opponent	Score	RPI S	Opponent	Score	RPI S	Opponent	Score	RPI S	Opponent	Score										
									121 N	UNCG	0	3									
									150 A	Lehigh	0	3									
									163 A	Liberty	1	3									
									186 A	LIU Brooklyn	2	3									
									186 H	LIU Brooklyn	0	3									
									218 A	Bryant	1	3									
									218 H	Bryant	0	3									
									219 A	Robert Morris	0	3									
									219 H	Robert Morris	1	3									
									243 A	Sacred Heart	0	3									
									243 H	Sacred Heart	2	3									
									250 A	Providence	0	3									
									260 H	Manhattan	3	1									
									278 N	Morehead St.	2	3									
									281 H	Rider	3	2									
									297 A	La Salle	1	3									
									300 A	Lafayette	0	3									
									300 N	Lafayette	3	2									
									301 A	Central Conn. St.	0	3									
									301 H	Central Conn. St.	2	3									
									313 A	St. Francis Brooklyn	2	3									
												LAST 10 GAMES						313 H	St. Francis Brooklyn	3	0
																		315 A	Saint Francis (PA)	3	2
																		315 H	Saint Francis (PA)	3	0
																		321 H	Delaware St.	3	0
323 N	Hampton	3	0																		
324 N	Saint Peter's	2	3																		

Non-Div. I Games:

Fairleigh Dickinson

RPI	S	Opponent	Score	
324	N	Saint Peter's	3	0
330	H	Quinnipiac	3	0

Fairleigh Dickinson

F
a
i
r
l
e
i
g
h
D
i
c
k
i
n
s
o
n

F
a
i
r
l
e
i
g
h
D
i
c
k
i
n
s
o
n

Average RPI Win: 291		WON-LOST RECORD		WINNING PCT. RANK		LAST 10 GAMES		STRENGTH OF SCHEDULE		OPP. STRENGTH OF SCHEDULE		TEAM RPI		ADJ RPI		CONF. RPI		ADJ CONF. RPI	
DIV. I ONLY		6- 23		.2069 301		3- 7		297		307		315		.35486 315		29		29	
DIV. I NON-CONF.		2- 13		.13333 308		0- 0		297		295		324		.33647 323		29		29	
TOTALS		RPI 1-25		RPI 26-50		W-L RECORDS		RPI 51-100		RPI 101-150		RPI 150+							
6- 23		0- 0		0- 0		OVERALL		0- 1		0- 1		6- 21							
2- 8		0- 0		0- 0		HOME		0- 0		0- 0		2- 8							
2- 11		0- 0		0- 0		AWAY		0- 1		0- 0		2- 9							
2- 4		0- 0		0- 0		NEUTRAL		0- 0		0- 1		2- 3							
2- 13		0- 0		0- 0		NON-CONFERENCE		0- 1		0- 1		2- 11							
0- 3		0- 0		0- 0		HOME		0- 0		0- 0		0- 3							
0- 6		0- 0		0- 0		AWAY		0- 1		0- 0		0- 5							
2- 4		0- 0		0- 0		NEUTRAL		0- 0		0- 1		2- 3							
4- 10		0- 0		0- 0		CONFERENCE		0- 0		0- 0		4- 10							
2- 5		0- 0		0- 0		HOME		0- 0		0- 0		2- 5							
2- 5		0- 0		0- 0		AWAY		0- 0		0- 0		2- 5							
0- 0		0- 0		0- 0		NEUTRAL		0- 0		0- 0		0- 0							
RPI	S	Opponent		Score	RPI	S	Opponent		Score	RPI	S	Opponent		Score					
							74	A	Towson	0	3	105	N	Tennessee	0	3			
												172	H	High Point	0	3			
												186	A	LIU Brooklyn	0	3			
												186	H	LIU Brooklyn	0	3			
												218	A	Bryant	1	3			
												218	H	Bryant	3	0			
												219	A	Robert Morris	0	3			
												219	H	Robert Morris	1	3			
												224	A	Youngstown St.	1	3			
												227	A	Wright St.	0	3			
												227	A	Wright St.	0	3			
												243	A	Sacred Heart	0	3			
												243	H	Sacred Heart	0	3			
												260	N	Manhattan	0	3			
												264	N	Navy	1	3			
												279	H	Coppin St.	2	3			
												283	H	Fordham	2	3			
												292	N	Canisius	3	2			
												296	A	Akron	0	3			
												296	N	Akron	1	3			
												301	A	Central Conn. St.	3	2			
												301	H	Central Conn. St.	3	1			
												307	A	Loyola Maryland	0	3			
												313	A	St. Francis Brooklyn	3	1			
												313	H	St. Francis Brooklyn	1	3			
												314	A	Fairleigh Dickinson	0	3			
												314	H	Fairleigh Dickinson	2	3			
LAST 10 GAMES																			

Non-Div. I Games:

Saint Francis (PA)

RPI	S	Opponent	Score	
321	N	Delaware St.	3	1

Saint Francis (PA)
(
P
A
)

S
a
i
n
t
F
r
a
n
c
i
s
(
P
A
)

S
a
i
n
t
F
r
a
n
c
i
s
(
P
A
)

Average RPI Win:	323	WON-LOST RECORD	WINNING PCT. RANK	LAST 10 GAMES	STRENGTH OF SCHEDULE	OPP. STRENGTH OF SCHEDULE	TEAM RPI	ADJ RPI	CONF. RPI	ADJ CONF. RPI
Average RPI Loss:	242									
DIV. I ONLY		11- 20	.35484 240	9- 1	325	326	316	.3504 316	32	32
DIV. I NON-CONF.		0- 18	0 319	0- 0	309	261	332	.2993 332	32	32
<hr/>										
TOTALS	RPI 1-25	RPI 26-50		W-L RECORDS	RPI 51-100		RPI 101-150		RPI 150+	
11- 20	0- 0	0- 0		OVERALL	0- 0		0- 3		11- 17	
8- 5	0- 0	0- 0		HOME	0- 0		0- 1		8- 4	
3- 7	0- 0	0- 0		AWAY	0- 0		0- 1		3- 6	
0- 8	0- 0	0- 0		NEUTRAL	0- 0		0- 1		0- 7	
<hr/>										
0- 18	0- 0	0- 0		NON-CONFERENCE	0- 0		0- 3		0- 15	
0- 4	0- 0	0- 0		HOME	0- 0		0- 1		0- 3	
0- 6	0- 0	0- 0		AWAY	0- 0		0- 1		0- 5	
0- 8	0- 0	0- 0		NEUTRAL	0- 0		0- 1		0- 7	
<hr/>										
11- 2	0- 0	0- 0		CONFERENCE	0- 0		0- 0		11- 2	
8- 1	0- 0	0- 0		HOME	0- 0		0- 0		8- 1	
3- 1	0- 0	0- 0		AWAY	0- 0		0- 0		3- 1	
0- 0	0- 0	0- 0		NEUTRAL	0- 0		0- 0		0- 0	
<hr/>										
RPI S	Opponent	Score	RPI S	Opponent	Score	RPI S	Opponent	Score		
						123 H Southern Miss.			0	3
						129 A Mississippi St.			0	3
						136 N Houston			0	3
						190 N Southern Utah			0	3
						196 N Northern Ky.			1	3
						208 A McNeese St.			1	3
						229 A Lamar			0	3
						240 N Tulane			0	3
						251 H La.-Monroe			0	3
						251 N La.-Monroe			0	3
						252 H Louisiana Tech			1	3
						262 N UTRGV			0	3
						267 A Evansville			0	3
						289 N Nicholls St.			0	3
						290 A La.-Lafayette			1	3
						294 A Jacksonville St.			0	3
						294 H Jacksonville St.			2	3
						298 A Alabama St.			1	3
						298 H Alabama St.			3	2
						305 H Texas Southern			3	0
						312 N Western Ill.			1	3
						318 A Alabama A&M			3	2
						318 H Alabama A&M			3	1
						322 H Prairie View			3	1
						325 H Southern U.			1	3
327 H Ark.-Pine Bluff			3	0						
332 H Grambling			3	0						
<hr/>										
			LAST 10 GAMES							
334 A Mississippi Val.			3	1	318 H Alabama A&M	3	1	318 H Alabama A&M	3	1
333 H Alcorn			3	0	305 H Texas Southern	3	0	322 H Prairie View	3	1
298 H Alabama St.			3	2	322 H Prairie View	3	1	325 H Southern U.	1	3
318 A Alabama A&M			3	2	325 H Southern U.	1	3	327 H Ark.-Pine Bluff	3	0
333 A Alcorn			3	0	332 H Grambling	3	0	332 H Grambling	3	0

Non-Div. I Games:

Jackson St.

RPI	S	Opponent	Score	
333	A	Alcorn	3	0
333	H	Alcorn	3	0
334	A	Mississippi Val.	3	1
334	H	Mississippi Val.	3	0

Jackson St.

J
a
c
k
s
o
n
s
t
.

J
a
c
k
s
o
n
s
t
.

Average RPI Win: 328		WON-LOST RECORD		WINNING PCT. RANK		LAST 10 GAMES		STRENGTH OF SCHEDULE		OPP. STRENGTH OF SCHEDULE		TEAM RPI		ADJ RPI		CONF. RPI		ADJ CONF. RPI	
DIV. I ONLY		2- 26		.07143 330		2- 8		261		290		318		.34997 317		28		28	
DIV. I NON-CONF.		1- 15		.0625 316		1- 1		190		284		314		.36828 313		28		28	
TOTALS		RPI 1-25		RPI 26-50		W-L RECORDS		RPI 51-100		RPI 101-150		RPI 150+							
2- 26		0- 0		0- 0		OVERALL		0- 3		0- 5		2- 18							
0- 10		0- 0		0- 0		HOME		0- 1		0- 2		0- 7							
2- 9		0- 0		0- 0		AWAY		0- 0		0- 2		2- 7							
0- 7		0- 0		0- 0		NEUTRAL		0- 2		0- 1		0- 4							
1- 15		0- 0		0- 0		NON-CONFERENCE		0- 3		0- 3		1- 9							
0- 4		0- 0		0- 0		HOME		0- 1		0- 1		0- 2							
1- 4		0- 0		0- 0		AWAY		0- 0		0- 1		1- 3							
0- 7		0- 0		0- 0		NEUTRAL		0- 2		0- 1		0- 4							
1- 11		0- 0		0- 0		CONFERENCE		0- 0		0- 2		1- 9							
0- 6		0- 0		0- 0		HOME		0- 0		0- 1		0- 5							
1- 5		0- 0		0- 0		AWAY		0- 0		0- 1		1- 4							
0- 0		0- 0		0- 0		NEUTRAL		0- 0		0- 0		0- 0							
RPI	S	Opponent		Score	RPI	S	Opponent		Score	RPI	S	Opponent		Score					
							60	H Syracuse	0 3			106	A Hofstra	0 3					
							88	N FGCU	0 3			124	H UConn	0 3					
							99	N Rhode Island	0 3			138	A Albany (NY)	0 3					
												138	H Albany (NY)	0 3					
												142	N Princeton	0 3					
												154	A New Hampshire	0 3					
												154	H New Hampshire	0 3					
												200	H Siena	0 3					
												218	A Bryant	0 3					
												234	N Bucknell	1 3					
												237	A Stony Brook	1 3					
												237	H Stony Brook	0 3					
												242	A UMBC	0 3					
												242	H UMBC	0 3					
												243	A Sacred Heart	2 3					
												254	N Brown	0 3					
												254	N Brown	0 3					
												269	A Binghamton	0 3					
												269	H Binghamton	1 3					
												293	H Iona	1 3					
												301	A Central Conn. St.	0 3					
												309	N Holy Cross	1 3					
												326	A UMass Lowell	3 0					
												326	H UMass Lowell	2 3					
												330	A Quinnipiac	3 1					
			</																

Average RPI Win:	325	WON-LOST RECORD		WINNING PCT. RANK		LAST 10 GAMES		STRENGTH OF SCHEDULE		OPP. STRENGTH OF SCHEDULE		TEAM RPI		ADJ RPI		CONF. RPI		ADJ CONF. RPI			
Average RPI Loss:	246																				
DIV. I ONLY		11- 23		.32353	256	5- 5		324		328		317		.34874	318	32		32			
DIV. I NON-CONF.		0- 20		0	319	0- 2		284		281		327		.31265	327	32		32			
<hr/>																					
TOTALS		RPI 1-25		RPI 26-50		W-L RECORDS		RPI 51-100		RPI 101-150		RPI 150+									
11- 23		0- 0		0- 0		OVERALL		0- 0		0- 2		11- 21									
2- 5		0- 0		0- 0		HOME		0- 0		0- 0		2- 5									
3- 9		0- 0		0- 0		AWAY		0- 0		0- 1		3- 8									
6- 9		0- 0		0- 0		NEUTRAL		0- 0		0- 1		6- 8									
0- 20		0- 0		0- 0		NON-CONFERENCE		0- 0		0- 2		0- 18									
0- 4		0- 0		0- 0		HOME		0- 0		0- 0		0- 4									
0- 7		0- 0		0- 0		AWAY		0- 0		0- 1		0- 6									
0- 9		0- 0		0- 0		NEUTRAL		0- 0		0- 1		0- 8									
11- 3		0- 0		0- 0		CONFERENCE		0- 0		0- 0		11- 3									
2- 1		0- 0		0- 0		HOME		0- 0		0- 0		2- 1									
3- 2		0- 0		0- 0		AWAY		0- 0		0- 0		3- 2									
6- 0		0- 0		0- 0		NEUTRAL		0- 0		0- 0		6- 0									
RPI	S	Opponent	Score	RPI	S	Opponent	Score	RPI	S	Opponent	Score	RPI	S	Opponent	Score						
												133	N	North Florida	0	3					
												136	A	Houston	0	3					
												151	A	FIU	0	3					
												170	N	South Fla.	0	3					
												177	A	Troy	0	3					
												212	N	Wofford	0	3					
												236	A	UNC Asheville	0	3					
												244	A	Tennessee St.	0	3					
												247	A	Mercer	1	3					
												248	N	New Orleans	0	3					
												251	H	La.-Monroe	1	3					
												251	N	La.-Monroe	0	3					
												256	N	Southeastern La.	0	3					
												268	H	UT Martin	2	3					
												273	H	Austin Peay	2	3					
												289	N	Nicholls St.	0	3					
												291	A	UAB	0	3					
												294	H	Jacksonville St.	0	3					
												294	N	Jacksonville St.	1	3					
												298	A	Alabama St.	2	3					
												298	H	Alabama St.	3	0					
				LAST 10 GAMES								303	N	Citadel	1	3					
				334 A Mississippi Val.				3	2	333 A Alcorn				3	1	305 N Texas Southern				3	0
				251 H La.-Monroe				1	3	333 A Alcorn				3	1	316 A Jackson St.				1	3
				298 A Alabama St.				2	3	316 A Jackson St.				1	3	316 H Jackson St.				2	3
				273 H Austin Peay				2	3	327 N Ark.-Pine Bluff				3	0	322 N Prairie View				3	1
				316 H Jackson St.				2	3	325 N Southern U.				3	0	325 N Southern U.				3	0

Non-Div. I Games:

Alabama A&M

RPI	S	Opponent	Score	
327	N	Ark.-Pine Bluff	3	0
332	N	Grambling	3	0
333	A	Alcorn	3	1
333	A	Alcorn	3	1
333	N	Alcorn	3	1
334	A	Mississippi Val.	3	2
334	H	Mississippi Val.	3	0

Alabama A&M

A
l
a
b
a
m
a
A
&
M

A
l
a
b
a
m
a
A
&
M

Average RPI Win: 316		WON-LOST RECORD		WINNING PCT. RANK		LAST 10 GAMES		STRENGTH OF SCHEDULE		OPP. STRENGTH OF SCHEDULE		TEAM RPI		ADJ RPI		CONF. RPI		ADJ CONF. RPI	
DIV. I ONLY		4- 21		.16 318		3- 7		298		317		319		.33956 319		31		31	
DIV. I NON-CONF.		1- 10		.09091 310		0- 0		163		251		305		.38717 304		31		31	
TOTALS		RPI 1-25		RPI 26-50		W-L RECORDS		RPI 51-100		RPI 101-150		RPI 150+							
4- 21		0- 0		0- 0		OVERALL		0- 3		0- 1		4- 17							
1- 6		0- 0		0- 0		HOME		0- 0		0- 0		1- 6							
2- 9		0- 0		0- 0		AWAY		0- 1		0- 1		2- 7							
1- 6		0- 0		0- 0		NEUTRAL		0- 2		0- 0		1- 4							
1- 10		0- 0		0- 0		NON-CONFERENCE		0- 3		0- 1		1- 6							
0- 1		0- 0		0- 0		HOME		0- 0		0- 0		0- 1							
0- 4		0- 0		0- 0		AWAY		0- 1		0- 1		0- 2							
1- 5		0- 0		0- 0		NEUTRAL		0- 2		0- 0		1- 3							
3- 11		0- 0		0- 0		CONFERENCE		0- 0		0- 0		3- 11							
1- 5		0- 0		0- 0		HOME		0- 0		0- 0		1- 5							
2- 5		0- 0		0- 0		AWAY		0- 0		0- 0		2- 5							
0- 1		0- 0		0- 0		NEUTRAL		0- 0		0- 0		0- 1							
RPI	S	Opponent	Score	RPI	S	Opponent	Score	RPI	S	Opponent	Score	RPI	S	Opponent	Score				
								63	A	James Madison	0 3	121	A	UNCG	0 3				
								66	N	UNCW	0 3	214	A	Campbell	0 3				
								72	N	Sacramento St.	0 3	221	H	Radford	0 3				
												226	N	Georgetown	0 3				
												235	A	UMES	1 3				
												235	H	UMES	0 3				
												238	A	Howard	0 3				
												238	H	Howard	0 3				
												246	A	William & Mary	1 3				
												279	A	Coppin St.	0 3				
												279	H	Coppin St.	0 3				
												288	A	Morgan St.	0 3				
												288	H	Morgan St.	2 3				
												297	N	La Salle	2 3				
												298	N	Alabama St.	3 2				
												310	N	Gardner-Webb	1 3				
												320	A	N.C. A&T	2 3				
												321	A	Delaware St.	3 0				
												321	H	Delaware St.	3 0				
												323	A	Hampton	3 0				
												323	H	Hampton	2 3				
												328	N	N.C. Central	2 3				
LAST 10 GAMES																			

Average RPI Win:	328	WON-LOST	WINNING	LAST 10	STRENGTH OF	OPP. STRENGTH	TEAM	ADJ	CONF.	ADJ CONF.		
Average RPI Loss:	254	RECORD	PCT. RANK	GAMES	SCHEDULE	OF SCHEDULE	RPI	RPI	RPI	RPI		
DIV. I ONLY	7- 13	.35	241	4- 6	333	330	324	.32846	320	31	31	
DIV. I NON-CONF.	1- 6	.14286	305	0- 2	258	311	317	.36199	316	31	31	
<hr/>												
TOTALS	RPI 1-25	RPI 26-50		W-L RECORDS		RPI 51-100		RPI 101-150		RPI 150+		
7- 13	0- 0	0- 0		OVERALL		0- 0		0- 1		7- 12		
4- 5	0- 0	0- 0		HOME		0- 0		0- 1		4- 4		
2- 7	0- 0	0- 0		AWAY		0- 0		0- 0		2- 7		
1- 1	0- 0	0- 0		NEUTRAL		0- 0		0- 0		1- 1		
<hr/>												
1- 6	0- 0	0- 0		NON-CONFERENCE		0- 0		0- 1		1- 5		
0- 3	0- 0	0- 0		HOME		0- 0		0- 1		0- 2		
0- 3	0- 0	0- 0		AWAY		0- 0		0- 0		0- 3		
1- 0	0- 0	0- 0		NEUTRAL		0- 0		0- 0		1- 0		
<hr/>												
6- 7	0- 0	0- 0		CONFERENCE		0- 0		0- 0		6- 7		
4- 2	0- 0	0- 0		HOME		0- 0		0- 0		4- 2		
2- 4	0- 0	0- 0		AWAY		0- 0		0- 0		2- 4		
0- 1	0- 0	0- 0		NEUTRAL		0- 0		0- 0		0- 1		
<hr/>												
RPI	S	Opponent	Score	RPI	S	Opponent	Score	RPI	S	Opponent	Score	
								121	H	UNCG	0	3
								172	A	High Point	0	3
								214	H	Campbell	0	3
								235	A	UMES	0	3
								241	A	Davidson	1	3
								259	A	Elon	0	3
								261	A	Bethune-Cookman	1	3
								261	H	Bethune-Cookman	0	3
								295	A	Florida A&M	0	3
								295	H	Florida A&M	1	3
								298	H	Alabama St.	1	3
								319	H	Norfolk St.	3	2
								321	N	Delaware St.	2	3
								328	A	N.C. Central	0	3
								328	H	N.C. Central	3	1
								329	A	South Carolina St.	3	1
								329	H	South Carolina St.	3	0
								330	N	Quinnipiac	3	2
								331	A	Savannah St.	3	0
								331	H	Savannah St.	3	0
LAST 10 GAMES												
295	H	Florida A&M	1	3	259	A	Elon	0	3			
261	H	Bethune-Cookman	0	3	241	A	Davidson	1	3			
329	A	South Carolina St.	3	1	295	A	Florida A&M	0	3			
331	A	Savannah St.	3	0	261	A	Bethune-Cookman	1	3			
328	H	N.C. Central	3	1	329	H	South Carolina St.	3	0			

Non-Div. I Games:

N.C. A&T

Average RPI Win: 324		WON-LOST RECORD		WINNING PCT. RANK		LAST 10 GAMES		STRENGTH OF SCHEDULE		OPP. STRENGTH OF SCHEDULE		TEAM RPI		ADJ RPI		CONF. RPI		ADJ CONF. RPI	
DIV. I ONLY		3- 25		.10714 327		1- 9		288		325		321		.32463 321		31		31	
DIV. I NON-CONF.		1- 13		.07143 314		0- 2		232		305		319		.35107 319		31		31	
TOTALS		RPI 1-25		RPI 26-50		W-L RECORDS		RPI 51-100		RPI 101-150		RPI 150+							
3- 25		0- 0		0- 0		OVERALL		0- 2		0- 1		3- 22							
1- 6		0- 0		0- 0		HOME		0- 1		0- 0		1- 5							
0- 13		0- 0		0- 0		AWAY		0- 1		0- 0		0- 12							
2- 6		0- 0		0- 0		NEUTRAL		0- 0		0- 1		2- 5							
1- 13		0- 0		0- 0		NON-CONFERENCE		0- 2		0- 1		1- 10							
0- 1		0- 0		0- 0		HOME		0- 1		0- 0		0- 0							
0- 6		0- 0		0- 0		AWAY		0- 1		0- 0		0- 5							
1- 6		0- 0		0- 0		NEUTRAL		0- 0		0- 1		1- 5							
2- 12		0- 0		0- 0		CONFERENCE		0- 0		0- 0		2- 12							
1- 5		0- 0		0- 0		HOME		0- 0		0- 0		1- 5							
0- 7		0- 0		0- 0		AWAY		0- 0		0- 0		0- 7							
1- 0		0- 0		0- 0		NEUTRAL		0- 0		0- 0		1- 0							
RPI S	Opponent	Score		RPI S	Opponent	Score		RPI S	Opponent	Score		RPI S	Opponent	Score					
								74 A	Towson	0	3	105 N	Tennessee	0	3				
								74 H	Towson	1	3	183 N	Fairfield	0	3				
												199 A	Penn	0	3				
												201 N	Colgate	0	3				
												234 A	Bucknell	0	3				
												235 A	UMES	0	3				
												235 A	UMES	0	3				
												235 H	UMES	0	3				
												237 A	Stony Brook	0	3				
												238 A	Howard	1	3				
												238 H	Howard	1	3				
												250 N	Providence	0	3				
												260 N	Manhattan	2	3				
												279 A	Coppin St.	1	3				
												279 H	Coppin St.	0	3				
												288 A	Morgan St.	0	3				
												288 H	Morgan St.	0	3				
												297 A	La Salle	0	3				
												314 A	Fairleigh Dickinson	0	3				
												315 N	Saint Francis (PA)	1	3				
												319 A	Norfolk St.	0	3				
												319 H	Norfolk St.	0	3				
												320 N	N.C. A&T	3	2				
												323 A	Hampton	1	3				
												323 H	Hampton	3	2				
												330 N	Quinnipiac	3	1				
LAST 10 GAMES																			
				74 H	Towson	1	3	288 H	Morgan St.	0	3	320 N	N.C. A&T	3	2				
				323 H	Hampton	3	2	279 A	Coppin St.	1	3	323 A	Hampton	1	3				
				319 H	Norfolk St.	0	3	238 H	Howard	1	3	323 H	Hampton	3	2				
				235 H	UMES	0	3	237 A	Stony Brook	0	3	330 N	Quinnipiac	3	1				
				323 A	Hampton	1	3	319 A	Norfolk St.	0	3								

Non-Div. I Games:

Delaware St.

Average RPI Win: 331		WON-LOST	WINNING	LAST 10	STRENGTH OF		OPP. STRENGTH	TEAM	ADJ	CONF.	ADJ CONF.
Average RPI Loss: 234		RECORD	PCT. RANK	GAMES	SCHEDULE		OF SCHEDULE	RPI	RPI	RPI	RPI
DIV. I ONLY		6- 23	.2069	301	5- 4		321	321	320	.32452	322
DIV. I NON-CONF.		0- 15	0	319	0- 0		192	240	318	.35939	317
TOTALS		RPI 1-25	RPI 26-50		W-L RECORDS		RPI 51-100		RPI 101-150		RPI 150+
6- 23	0- 0	0- 0		OVERALL		0- 3		0- 1		6- 19	
2- 5	0- 0	0- 0		HOME		0- 1		0- 0		2- 4	
2- 9	0- 0	0- 0		AWAY		0- 1		0- 1		2- 7	
2- 9	0- 0	0- 0		NEUTRAL		0- 1		0- 0		2- 8	
0- 15	0- 0	0- 0		NON-CONFERENCE		0- 3		0- 1		0- 11	
0- 3	0- 0	0- 0		HOME		0- 1		0- 0		0- 2	
0- 6	0- 0	0- 0		AWAY		0- 1		0- 1		0- 4	
0- 6	0- 0	0- 0		NEUTRAL		0- 1		0- 0		0- 5	
6- 8	0- 0	0- 0		CONFERENCE		0- 0		0- 0		6- 8	
2- 2	0- 0	0- 0		HOME		0- 0		0- 0		2- 2	
2- 3	0- 0	0- 0		AWAY		0- 0		0- 0		2- 3	
2- 3	0- 0	0- 0		NEUTRAL		0- 0		0- 0		2- 3	
RPI S	Opponent	Score	RPI S	Opponent	Score	RPI S	Opponent	Score	RPI S	Opponent	Score
						73 N	UTSA	0 3	103 A	Texas St.	0 3
						76 A	A&M-Corpus Christi	0 3	164 A	Stephen F. Austin	0 3
						76 H	A&M-Corpus Christi	0 3	198 A	Sam Houston St.	0 3
									202 A	Houston Baptist	0 3
									202 H	Houston Baptist	0 3
									208 A	McNeese St.	0 3
									229 N	Lamar	0 3
									240 N	Tulane	0 3
									256 N	Southeastern La.	0 3
									262 H	UTRGV	0 3
									289 N	Nicholls St.	0 3
									298 N	Alabama St.	0 3
									304 N	Montana St.	0 3
									305 A	Texas Southern	0 3
									305 H	Texas Southern	1 3
									305 N	Texas Southern	0 3
									316 A	Jackson St.	1 3
									318 N	Alabama A&M	1 3
									325 A	Southern U.	1 3
									325 H	Southern U.	2 3
									327 A	Ark.-Pine Bluff	3 0
									327 H	Ark.-Pine Bluff	3 0
									332 A	Grambling	3 0
									332 H	Grambling	3 0
									333 N	Alcorn	3 1
									334 N	Mississippi Val.	3 1
									298 N	Alabama St.	0 3
LAST 10 GAMES											
						305 A	Texas Southern	0 3	325 A	Southern U.	1 3
						325 H	Southern U.	2 3	333 N	Alcorn	3 1
						327 A	Ark.-Pine Bluff	3 0	316 A	Jackson St.	1 3
						332 A	Grambling	3 0	334 N	Mississippi Val.	3 1
						327 H	Ark.-Pine Bluff	3 0	298 N	Alabama St.	0 3

Non-Div. I Games: Huston-Tillotson 3 0 Huston-Tillotson 3 0

Prairie View

Average RPI Win:	306	WON-LOST	WINNING	LAST 10	STRENGTH OF	OPP. STRENGTH	TEAM	ADJ	CONF.	ADJ CONF.		
Average RPI Loss:	237	RECORD	PCT. RANK	GAMES	SCHEDULE	OF SCHEDULE	RPI	RPI	RPI	RPI		
DIV. I ONLY		3- 22	.12 326	3- 7		310	302	325	.32408 323	31 31		
DIV. I NON-CONF.		0- 13	0 319	0- 0		279	244	326	.31976 325	31 31		
<hr/>												
TOTALS	RPI 1-25	RPI 26-50		W-L RECORDS		RPI 51-100		RPI 101-150		RPI 150+		
3- 22	0- 0	0- 0		OVERALL		0- 0		0- 3		3- 19		
1- 5	0- 0	0- 0		HOME		0- 0		0- 0		1- 5		
2- 9	0- 0	0- 0		AWAY		0- 0		0- 1		2- 8		
0- 8	0- 0	0- 0		NEUTRAL		0- 0		0- 2		0- 6		
<hr/>												
0- 13	0- 0	0- 0		NON-CONFERENCE		0- 0		0- 3		0- 10		
0- 0	0- 0	0- 0		HOME		0- 0		0- 0		0- 0		
0- 5	0- 0	0- 0		AWAY		0- 0		0- 1		0- 4		
0- 8	0- 0	0- 0		NEUTRAL		0- 0		0- 2		0- 6		
<hr/>												
3- 9	0- 0	0- 0		CONFERENCE		0- 0		0- 0		3- 9		
1- 5	0- 0	0- 0		HOME		0- 0		0- 0		1- 5		
2- 4	0- 0	0- 0		AWAY		0- 0		0- 0		2- 4		
0- 0	0- 0	0- 0		NEUTRAL		0- 0		0- 0		0- 0		
<hr/>												
RPI S	Opponent	Score	RPI S	Opponent	Score	RPI S	Opponent	Score	RPI S	Opponent	Score	
						105 N Tennessee					0	3
						121 N UNCG					0	3
						145 A North Carolina St.					0	3
						163 A Liberty					0	3
						174 A VCU					1	3
						214 N Campbell					0	3
						220 N Western Caro.					0	3
						235 A UMES					0	3
						235 H UMES					0	3
						238 A Howard					0	3
						238 H Howard					1	3
						241 A Davidson					0	3
						246 N William & Mary					1	3
						257 A East Carolina					0	3
						257 N East Carolina					0	3
						279 A Coppin St.					3	2
						279 H Coppin St.					2	3
						288 A Morgan St.					0	3
						288 H Morgan St.					1	3
						308 N Presbyterian					0	3
314 N Fairleigh Dickinson					0	3						
			LAST 10 GAMES			319 A Norfolk St.					3	2
321 A Delaware St.			2	3	288 A Morgan St.					0	3	
319 H Norfolk St.			0	3	235 H UMES					0	3	
321 H Delaware St.			3	1	319 A Norfolk St.					3	2	
238 H Howard			1	3	238 A Howard					0	3	
279 A Coppin St.			3	2	235 A UMES					0	3	

Non-Div. I Games:

Hampton

Average RPI Win:	309	WON-LOST RECORD	WINNING PCT. RANK	LAST 10 GAMES	STRENGTH OF SCHEDULE	OPP. STRENGTH OF SCHEDULE	TEAM RPI	ADJ RPI	CONF. RPI	ADJ CONF. RPI				
DIV. I ONLY		4- 24	.14286 321	1- 9	314	314	323	.32137 324	30	30				
DIV. I NON-CONF.		2- 8	.2 285	0- 0	332	310	329	.30312 330	30	30				
<hr/>														
TOTALS	RPI 1-25	RPI 26-50		W-L RECORDS	RPI 51-100		RPI 101-150		RPI 150+					
4- 24	0- 0	0- 0		OVERALL	0- 0		0- 1		4- 23					
2- 9	0- 0	0- 0		HOME	0- 0		0- 0		2- 9					
1- 13	0- 0	0- 0		AWAY	0- 0		0- 1		1- 12					
1- 2	0- 0	0- 0		NEUTRAL	0- 0		0- 0		1- 2					
<hr/>														
2- 8	0- 0	0- 0		NON-CONFERENCE	0- 0		0- 1		2- 7					
1- 1	0- 0	0- 0		HOME	0- 0		0- 0		1- 1					
0- 5	0- 0	0- 0		AWAY	0- 0		0- 1		0- 4					
1- 2	0- 0	0- 0		NEUTRAL	0- 0		0- 0		1- 2					
<hr/>														
2- 16	0- 0	0- 0		CONFERENCE	0- 0		0- 0		2- 16					
1- 8	0- 0	0- 0		HOME	0- 0		0- 0		1- 8					
1- 8	0- 0	0- 0		AWAY	0- 0		0- 0		1- 8					
0- 0	0- 0	0- 0		NEUTRAL	0- 0		0- 0		0- 0					
RPI	S	Opponent	Score	RPI	S	Opponent	Score	RPI	S	Opponent	Score			
								150	A	Lehigh	0 3			
								183	A	Fairfield	0 3			
								183	H	Fairfield	0 3			
								184	A	Marist	0 3			
								184	H	Marist	0 3			
								200	A	Siena	0 3			
								200	H	Siena	0 3			
								250	A	Providence	0 3			
								260	A	Manhattan	0 3			
								260	H	Manhattan	1 3			
								281	A	Rider	0 3			
								281	H	Rider	0 3			
								283	H	Fordham	1 3			
								285	A	Niagara	0 3			
								285	H	Niagara	0 3			
								292	A	Canisius	0 3			
								292	H	Canisius	0 3			
								293	A	Iona	3 2			
								293	H	Iona	2 3			
								299	A	NJIT	0 3			
								299	H	NJIT	3 2			
								300	A	Lafayette	2 3			
								300	N	Lafayette	1 3			
								313	A	St. Francis Brooklyn	0 3			
								314	N	Fairleigh Dickinson	0 3			
314	N	Fairleigh Dickinson	3 2											
330	A	Quinnipiac	2 3											
LAST 10 GAMES														
292 A Canisius				0 3	281 A Rider				0 3	300 N Lafayette				1 3
285 A Niagara				0 3	200 A Siena				0 3	313 A St. Francis Brooklyn				0 3
293 H Iona				2 3	184 A Marist				0 3	314 N Fairleigh Dickinson				0 3
330 H Quinnipiac				3 1	260 H Manhattan				1 3	314 N Fairleigh Dickinson				3 2
183 H Fairfield				0 3	285 H Niagara				0 3	330 A Quinnipiac				2 3

Non-Div. I Games:

Saint Peter's

Saint Peter's

Average RPI Win:	325	WON-LOST	WINNING	LAST 10	STRENGTH OF	OPP. STRENGTH	TEAM	ADJ	CONF.	ADJ CONF.								
Average RPI Loss:	268	RECORD	PCT. RANK	GAMES	SCHEDULE	OF SCHEDULE	RPI	RPI	RPI	RPI								
DIV. I ONLY		9- 19	.32143	258	6- 4	329	331	326	.32084	325	32	32						
DIV. I NON-CONF.		0- 13	0	319	0- 0	292	296	330	.31064	328	32	32						
<hr/>																		
TOTALS	RPI 1-25	RPI 26-50			W-L RECORDS		RPI 51-100		RPI 101-150		RPI 150+							
9- 19	0- 0	0- 0			OVERALL		0- 0		0- 1		9- 18							
4- 3	0- 0	0- 0			HOME		0- 0		0- 0		4- 3							
4- 7	0- 0	0- 0			AWAY		0- 0		0- 1		4- 6							
1- 9	0- 0	0- 0			NEUTRAL		0- 0		0- 0		1- 9							
<hr/>																		
0- 13	0- 0	0- 0			NON-CONFERENCE		0- 0		0- 1		0- 12							
0- 2	0- 0	0- 0			HOME		0- 0		0- 0		0- 2							
0- 5	0- 0	0- 0			AWAY		0- 0		0- 1		0- 4							
0- 6	0- 0	0- 0			NEUTRAL		0- 0		0- 0		0- 6							
<hr/>																		
9- 6	0- 0	0- 0			CONFERENCE		0- 0		0- 0		9- 6							
4- 1	0- 0	0- 0			HOME		0- 0		0- 0		4- 1							
4- 2	0- 0	0- 0			AWAY		0- 0		0- 0		4- 2							
1- 3	0- 0	0- 0			NEUTRAL		0- 0		0- 0		1- 3							
<hr/>																		
RPI S	Opponent	Score	RPI S	Opponent	Score	RPI S	Opponent	Score	RPI S	Opponent	Score							
									123 A	Southern Miss.	0	3						
									211 N	San Jose St.	0	3						
									229 N	Lamar	0	3						
									244 H	Tennessee St.	0	3						
									247 N	Mercer	0	3						
									248 A	New Orleans	0	3						
									251 N	La.-Monroe	0	3						
									252 A	Louisiana Tech	0	3						
									256 H	Southeastern La.	2	3						
									262 A	UTRGV	0	3						
									276 N	Incarnate Word	0	3						
									289 N	Nicholls St.	0	3						
									290 A	La.-Lafayette	0	3						
									298 N	Alabama St.	1	3						
									305 A	Texas Southern	1	3						
									305 H	Texas Southern	3	1						
									316 A	Jackson St.	3	1						
									318 N	Alabama A&M	0	3						
									322 A	Prairie View	3	2						
									322 H	Prairie View	3	1						
									327 A	Ark.-Pine Bluff	3	1						
												LAST 10 GAMES			327 H	Ark.-Pine Bluff	0	3
															332 A	Grambling	3	2
															334 N	Mississippi Val.	3	0
															332 H	Grambling	3	0
333 A	Alcorn	1	3															
332 H	Grambling	3	0															
318 N	Alabama A&M	0	3															
333 A	Alcorn	1	3															
316 A	Jackson St.	3	1															
333 H	Alcorn	3	1															
333 N	Alcorn	1	3															

Non-Div. I Games:

Southern U.

RPI	S	Opponent	Score	
334	N	Mississippi Val.	3	0

Southern U.

S
o
u
t
h
e
r
n
U
.

S
o
u
t
h
e
r
n
U
.

Average RPI Win:	300	WON-LOST	WINNING	LAST 10	STRENGTH OF	OPP. STRENGTH	TEAM	ADJ	CONF.	ADJ CONF.	
Average RPI Loss:	247	RECORD	PCT. RANK	GAMES	SCHEDULE	OF SCHEDULE	RPI	RPI	RPI	RPI	
DIV. I ONLY		4- 25	.13793 324	0- 10	318	310	327	.31885 326	28	28	
DIV. I NON-CONF.		3- 14	.17647 295	0- 1	318	331	325	.31927 326	28	28	
<hr/>											
TOTALS	RPI 1-25	RPI 26-50		W-L RECORDS	RPI 51-100		RPI 101-150		RPI 150+		
4- 25	0- 0	0- 0		OVERALL	0- 0		0- 2		4- 23		
2- 9	0- 0	0- 0		HOME	0- 0		0- 1		2- 8		
1- 11	0- 0	0- 0		AWAY	0- 0		0- 1		1- 10		
1- 5	0- 0	0- 0		NEUTRAL	0- 0		0- 0		1- 5		
<hr/>											
3- 14	0- 0	0- 0		NON-CONFERENCE	0- 0		0- 0		3- 14		
2- 3	0- 0	0- 0		HOME	0- 0		0- 0		2- 3		
0- 6	0- 0	0- 0		AWAY	0- 0		0- 0		0- 6		
1- 5	0- 0	0- 0		NEUTRAL	0- 0		0- 0		1- 5		
<hr/>											
1- 11	0- 0	0- 0		CONFERENCE	0- 0		0- 2		1- 9		
0- 6	0- 0	0- 0		HOME	0- 0		0- 1		0- 5		
1- 5	0- 0	0- 0		AWAY	0- 0		0- 1		1- 4		
0- 0	0- 0	0- 0		NEUTRAL	0- 0		0- 0		0- 0		
<hr/>											
RPI S	Opponent	Score	RPI S	Opponent	Score	RPI S	Opponent	Score	RPI S	Opponent	Score
									138 A	Albany (NY)	0 3
									138 H	Albany (NY)	0 3
									154 A	New Hampshire	0 3
									154 H	New Hampshire	0 3
									211 H	San Jose St.	0 3
									218 H	Bryant	3 0
									235 A	UMES	1 3
									235 A	UMES	0 3
									237 A	Stony Brook	0 3
									237 H	Stony Brook	0 3
									242 A	UMBC	0 3
									242 H	UMBC	1 3
									243 A	Sacred Heart	0 3
									260 N	Manhattan	1 3
									269 A	Binghamton	2 3
									269 H	Binghamton	0 3
									270 A	Northeastern	2 3
									271 A	Bradley	0 3
									272 N	Weber St.	0 3
									281 N	Rider	1 3
281 N	Rider	1 3									
LAST 10 GAMES									291 A	UAB	1 3
									294 N	Jacksonville St.	0 3
269 H	Binghamton	0 3	330 H	Quinnipiac	2 3	309 H	Holy Cross	0 3			
138 H	Albany (NY)	0 3	138 A	Albany (NY)	0 3	317 A	Hartford	3 2			
317 H	Hartford	0 3	269 A	Binghamton	2 3	317 H	Hartford	0 3			
154 H	New Hampshire	0 3	154 A	New Hampshire	0 3	330 H	Quinnipiac	3 2			
242 A	UMBC	0 3									

Non-Div. I Games:

UMass Lowell

RPI	S	Opponent	Score	
330	H	Quinnipiac	2	3
334	N	Mississippi Val.	3	0

UMass Lowell

U
M
a
s
s
L
o
w
e
l
l

U
M
a
s
s
L
o
w
e
l
l

Average RPI Win: 332		WON-LOST RECORD		WINNING PCT. RANK		LAST 10 GAMES		STRENGTH OF SCHEDULE		OPP. STRENGTH OF SCHEDULE		TEAM RPI		ADJ RPI		CONF. RPI		ADJ CONF. RPI	
DIV. I ONLY		5- 22		.18519 315		2- 7		320		320		322		.3107 327		32		32	
DIV. I NON-CONF.		0- 13		0 319		0- 0		103		161		303		.38804 303		32		32	
TOTALS		RPI 1-25		RPI 26-50		W-L RECORDS		RPI 51-100		RPI 101-150		RPI 150+							
5- 22		0- 1		0- 1		OVERALL		0- 2		0- 4		5- 14							
1- 3		0- 0		0- 0		HOME		0- 0		0- 0		1- 3							
3- 7		0- 0		0- 0		AWAY		0- 2		0- 2		3- 3							
1- 12		0- 1		0- 1		NEUTRAL		0- 0		0- 2		1- 8							
0- 13		0- 1		0- 1		NON-CONFERENCE		0- 2		0- 4		0- 5							
0- 0		0- 0		0- 0		HOME		0- 0		0- 0		0- 0							
0- 4		0- 0		0- 0		AWAY		0- 2		0- 2		0- 0							
0- 9		0- 1		0- 1		NEUTRAL		0- 0		0- 2		0- 5							
5- 9		0- 0		0- 0		CONFERENCE		0- 0		0- 0		5- 9							
1- 3		0- 0		0- 0		HOME		0- 0		0- 0		1- 3							
3- 3		0- 0		0- 0		AWAY		0- 0		0- 0		3- 3							
1- 3		0- 0		0- 0		NEUTRAL		0- 0		0- 0		1- 3							
RPI	S	Opponent		Score		RPI	S	Opponent		Score		RPI	S	Opponent		Score			
17	N	BYU		0	3	33	N	Purdue		0	3	70	A	Saint Louis		0	3		
												70	A	Saint Louis		0	3		
												128	N	Little Rock		0	3		
												129	A	Mississippi St.		0	3		
												129	A	Memphis		0	3		
												131	N	North Dakota		0	3		
												190	N	Southern Utah		0	3		
												213	N	USC Upstate		0	3		
												251	N	La.-Monroe		0	3		
												268	N	UT Martin		0	3		
												280	N	Tennessee Tech		0	3		
												298	N	Alabama St.		0	3		
												305	A	Texas Southern		0	3		
												305	H	Texas Southern		2	3		
												316	A	Jackson St.		0	3		
												318	N	Alabama A&M		0	3		
												322	A	Prairie View		0	3		
												322	H	Prairie View		0	3		
												325	A	Southern U.		3	0		
												325	H	Southern U.		1	3		
												332	A	Grambling		3	1		
												333	N	Alcorn		3	0		
												334	A	Mississippi Val.		3	0		
												334	H	Mississippi Val.		3	0		
												334	N	Mississippi Val.		0	3		
LAST 10 GAMES				LAST 10 GAMES				LAST 10 GAMES				LAST 10 GAMES							
						332	A	Grambling		3	1	298	N	Alabama St.		0	3		
						322	H	Prairie View		0	3	333	N	Alcorn		3	0		
						325	H	Southern U.		1	3	318	N	Alabama A&M		0	3		
						322	A	Prairie View		0	3	316	A	Jackson St.		0	3		
						305	A	Texas Southern		0	3	334	N	Mississippi Val.		0	3		
Non-Div. I Games:		Ark.-Monticello		0	3	Harding		0	3	Ark.-Monticello		0	3	Fisk		3	2		
Ark.-Pine Bluff																			

Average RPI Win: 319		WON-LOST	WINNING	LAST 10	STRENGTH OF		OPP. STRENGTH	TEAM	ADJ		CONF.	ADJ CONF.
Average RPI Loss: 253		RECORD	PCT. RANK	GAMES	SCHEDULE		OF SCHEDULE	RPI	RPI		RPI	RPI
DIV. I ONLY		5- 24	.17241	317	2- 8		326	319	328		31	31
DIV. I NON-CONF.		0- 17	0	319	0- 3		302	283	331		31	31
TOTALS		RPI 1-25	RPI 26-50		W-L RECORDS		RPI 51-100		RPI 101-150		RPI 150+	
5- 24		0- 0	0- 0		OVERALL		0- 1		0- 1		5- 22	
3- 6		0- 0	0- 0		HOME		0- 0		0- 0		3- 6	
1- 11		0- 0	0- 0		AWAY		0- 1		0- 0		1- 10	
1- 7		0- 0	0- 0		NEUTRAL		0- 0		0- 1		1- 6	
0- 17		0- 0	0- 0		NON-CONFERENCE		0- 1		0- 1		0- 15	
0- 4		0- 0	0- 0		HOME		0- 0		0- 0		0- 4	
0- 6		0- 0	0- 0		AWAY		0- 1		0- 0		0- 5	
0- 7		0- 0	0- 0		NEUTRAL		0- 0		0- 1		0- 6	
5- 7		0- 0	0- 0		CONFERENCE		0- 0		0- 0		5- 7	
3- 2		0- 0	0- 0		HOME		0- 0		0- 0		3- 2	
1- 5		0- 0	0- 0		AWAY		0- 0		0- 0		1- 5	
1- 0		0- 0	0- 0		NEUTRAL		0- 0		0- 0		1- 0	
RPI S	Opponent	Score	RPI S	Opponent	Score	RPI S	Opponent	Score	RPI S	Opponent	Score	
						63 A	James Madison	0 3	145 N	North Carolina St.	0 3	
									162 A	South Carolina	0 3	
									168 N	Wake Forest	2 3	
									214 A	Campbell	0 3	
									226 N	Georgetown	0 3	
									235 A	UMES	0 3	
									245 A	Winthrop	0 3	
									245 H	Winthrop	0 3	
									256 N	Southeastern La.	0 3	
									257 H	East Carolina	0 3	
									259 A	Elon	0 3	
									260 N	Manhattan	0 3	
									261 A	Bethune-Cookman	0 3	
									261 H	Bethune-Cookman	1 3	
									295 A	Florida A&M	0 3	
									295 H	Florida A&M	3 1	
									298 H	Alabama St.	1 3	
									306 N	Charleston So.	0 3	
									307 N	Loyola Maryland	2 3	
									310 A	Gardner-Webb	1 3	
									310 H	Gardner-Webb	0 3	
									319 N	Norfolk St.	3 2	
									320 A	N.C. A&T	1 3	
									320 H	N.C. A&T	3 0	
									329 A	South Carolina St.	0 3	
									329 H	South Carolina St.	0 3	
									331 A	Savannah St.	3 0	
LAST 10 GAMES												
			245 A	Winthrop	0 3	320 A	N.C. A&T	1 3				
			261 H	Bethune-Cookman	1 3	214 A	Campbell	0 3				
			295 H	Florida A&M	3 1	310 H	Gardner-Webb	0 3				
			331 A	Savannah St.	3 0	261 A	Bethune-Cookman	0 3				
			329 A	South Carolina St.	0 3	295 A	Florida A&M	0 3				

Non-Div. I Games:

N.C. Central

RPI	S	Opponent	Score	
331	H	Savannah St.	3	0

N.C. Central

N
.
C
.
C
e
n
t
r
a
l

N
.
C
.
C
e
n
t
r
a
l

Average RPI Win:	330	WON-LOST	WINNING	LAST 10	STRENGTH OF	OPP. STRENGTH	TEAM	ADJ	CONF.	ADJ CONF.	
Average RPI Loss:	271	RECORD	PCT. RANK	GAMES	SCHEDULE	OF SCHEDULE	RPI	RPI	RPI	RPI	
DIV. I ONLY	4- 18	.18182	316	3- 7	331	327	330	.28636	329	31	31
DIV. I NON-CONF.	0- 12	0	319	0- 4	295	320	333	.29601	333	31	31
<hr/>											
TOTALS	RPI 1-25	RPI 26-50		W-L RECORDS		RPI 51-100		RPI 101-150		RPI 150+	
4- 18	0- 0	0- 0		OVERALL		0- 0		0- 0		4- 18	
2- 6	0- 0	0- 0		HOME		0- 0		0- 0		2- 6	
2- 8	0- 0	0- 0		AWAY		0- 0		0- 0		2- 8	
0- 4	0- 0	0- 0		NEUTRAL		0- 0		0- 0		0- 4	
<hr/>											
0- 12	0- 0	0- 0		NON-CONFERENCE		0- 0		0- 0		0- 12	
0- 3	0- 0	0- 0		HOME		0- 0		0- 0		0- 3	
0- 5	0- 0	0- 0		AWAY		0- 0		0- 0		0- 5	
0- 4	0- 0	0- 0		NEUTRAL		0- 0		0- 0		0- 4	
<hr/>											
4- 6	0- 0	0- 0		CONFERENCE		0- 0		0- 0		4- 6	
2- 3	0- 0	0- 0		HOME		0- 0		0- 0		2- 3	
2- 3	0- 0	0- 0		AWAY		0- 0		0- 0		2- 3	
0- 0	0- 0	0- 0		NEUTRAL		0- 0		0- 0		0- 0	
<hr/>											
RPI S	Opponent	Score	RPI S	Opponent	Score	RPI S	Opponent	Score	RPI S	Opponent	Score
						172 A High Point 0 3					
						212 H Wofford 1 3					
						213 H USC Upstate 1 3					
						236 A UNC Asheville 1 3					
						247 A Mercer 0 3					
						248 N New Orleans 0 3					
						261 A Bethune-Cookman 1 3					
						261 H Bethune-Cookman 0 3					
						266 N Georgia St. 0 3					
						295 A Florida A&M 1 3					
						295 H Florida A&M 0 3					
						298 H Alabama St. 0 3					
						303 N Citadel 1 3					
						306 A Charleston So. 1 3					
						307 N Loyola Maryland 1 3					
						310 A Gardner-Webb 0 3					
						320 A N.C. A&T 0 3					
						320 H N.C. A&T 1 3					
						328 A N.C. Central 3 0					
						328 H N.C. Central 3 0					
331 A Savannah St. 3 0											
			LAST 10 GAMES			331 H Savannah St. 3 0					
						331 A Savannah St. 3 0					
						320 H N.C. A&T 1 3					
						328 H N.C. Central 3 0					
						261 A Bethune-Cookman 1 3					
						295 A Florida A&M 1 3					

Non-Div. I Games:

South Carolina St.

[illegible]

Non-Div. I Games:

Quinnipiac

RPI	S	Opponent	Score	
324	A	Saint Peter's	1	3
324	H	Saint Peter's	3	2
326	A	UMass Lowell	3	2
326	A	UMass Lowell	2	3

Quinnipiac

Q
u
i
n
n
i
p
i
a
c

Q
u
i
n
n
i
p
i
a
c

[illegible]

Non-Div. I Games:

Savannah St.

[illegible]

Average RPI Win: 330		WON-LOST RECORD		WINNING PCT. RANK		LAST 10 GAMES		STRENGTH OF SCHEDULE		OPP. STRENGTH OF SCHEDULE		TEAM RPI		ADJ RPI		CONF. RPI		ADJ CONF. RPI	
Average RPI Loss: 293		6- 18		.25 286		4- 6		334		334		332		.26188 333		32		32	
DIV. I ONLY		0- 6		0 319		0- 0		289		292		328		.30475 329		32		32	
DIV. I NON-CONF.																			
TOTALS		RPI 1-25		RPI 26-50		W-L RECORDS		RPI 51-100		RPI 101-150		RPI 150+							
6- 18		0- 0		0- 0		OVERALL		0- 0		0- 0		6- 18							
2- 5		0- 0		0- 0		HOME		0- 0		0- 0		2- 5							
2- 4		0- 0		0- 0		AWAY		0- 0		0- 0		2- 4							
2- 9		0- 0		0- 0		NEUTRAL		0- 0		0- 0		2- 9							
0- 6		0- 0		0- 0		NON-CONFERENCE		0- 0		0- 0		0- 6							
0- 0		0- 0		0- 0		HOME		0- 0		0- 0		0- 0							
0- 1		0- 0		0- 0		AWAY		0- 0		0- 0		0- 1							
0- 5		0- 0		0- 0		NEUTRAL		0- 0		0- 0		0- 5							
6- 12		0- 0		0- 0		CONFERENCE		0- 0		0- 0		6- 12							
2- 5		0- 0		0- 0		HOME		0- 0		0- 0		2- 5							
2- 3		0- 0		0- 0		AWAY		0- 0		0- 0		2- 3							
2- 4		0- 0		0- 0		NEUTRAL		0- 0		0- 0		2- 4							
RPI	S	Opponent	Score	RPI	S	Opponent	Score	RPI	S	Opponent	Score	RPI	S	Opponent	Score				
										202	A	Houston Baptist	0	3					
										212	N	Wofford	0	3					
										251	N	La.-Monroe	0	3					
										252	N	Louisiana Tech	0	3					
										262	N	UTRGV	0	3					
										294	N	Jacksonville St.	0	3					
										298	A	Alabama St.	0	3					
										298	H	Alabama St.	0	3					
										305	N	Texas Southern	0	3					
										316	A	Jackson St.	0	3					
										316	H	Jackson St.	0	3					
										318	H	Alabama A&M	1	3					
										318	H	Alabama A&M	1	3					
										318	N	Alabama A&M	1	3					
										322	N	Prairie View	1	3					
										325	A	Southern U.	1	3					
										325	H	Southern U.	3	1					
										325	N	Southern U.	3	1					
										327	N	Ark.-Pine Bluff	0	3					
										332	A	Grambling	3	0					
										332	H	Grambling	2	3					
										332	N	Grambling	3	2					
										334	A	Mississippi Val.	3	0					
										334	H	Mississippi Val.	3	2					
				LAST 10 GAMES															
						298	H	Alabama St.	0	3				334	H	Mississippi Val.	3	2	
						316	A	Jackson St.	0	3				318	H	Alabama A&M	1	3	
						334	A	Mississippi Val.	3	0				318	H	Alabama A&M	1	3	
						325	H	Southern U.	3	1				327	N	Ark.-Pine Bluff	0	3	
						316	H	Jackson St.	0	3				332	N	Grambling	3	2	
Non-Div. I Games:		Stillman		3 0		Concordia (AL)		3 0		Southern-N.O.		2 3		Tougaloo		3 0			
		Loyola (LA)		3 2		Tougaloo		3 2		Mississippi Col.		3 1		Loyola (LA)		Alcorn		0 3	

Non-Div. I Games:

Ark.-Monticello

0

3

Alcorn

A
l
c
o
r
n

A
l
c
o
r
n

Average RPI Win: 327		WON-LOST	WINNING	LAST 10	STRENGTH OF		OPP. STRENGTH	TEAM	ADJ	CONF.	ADJ CONF.
Average RPI Loss: 283		RECORD	PCT. RANK	GAMES	SCHEDULE		OF SCHEDULE	RPI	RPI	RPI	RPI
DIV. I ONLY		1- 24	.04	331	0- 7		332	333	334	.19673	334
DIV. I NON-CONF.		0- 8	0	319	0- 1		230	285	323	.32267	324
TOTALS		RPI 1-25	RPI 26-50		W-L RECORDS		RPI 51-100		RPI 101-150		RPI 150+
1- 24	0- 0	0- 0		OVERALL		0- 2		0- 1		1- 21	
0- 6	0- 0	0- 0		HOME		0- 0		0- 0		0- 6	
0- 9	0- 0	0- 0		AWAY		0- 0		0- 1		0- 8	
1- 9	0- 0	0- 0		NEUTRAL		0- 2		0- 0		1- 7	
0- 8	0- 0	0- 0		NON-CONFERENCE		0- 2		0- 1		0- 5	
0- 0	0- 0	0- 0		HOME		0- 0		0- 0		0- 0	
0- 3	0- 0	0- 0		AWAY		0- 0		0- 1		0- 2	
0- 5	0- 0	0- 0		NEUTRAL		0- 2		0- 0		0- 3	
1- 16	0- 0	0- 0		CONFERENCE		0- 0		0- 0		1- 16	
0- 6	0- 0	0- 0		HOME		0- 0		0- 0		0- 6	
0- 6	0- 0	0- 0		AWAY		0- 0		0- 0		0- 6	
1- 4	0- 0	0- 0		NEUTRAL		0- 0		0- 0		1- 4	
RPI S	Opponent	Score	RPI S	Opponent	Score	RPI S	Opponent	Score	RPI S	Opponent	Score
						77 N	Chattanooga	0 3	129 A	Mississippi St.	0 3
						78 N	Ole Miss	0 3	216 N	Stetson	0 3
									248 A	New Orleans	0 3
									291 A	UAB	0 3
									294 N	Jacksonville St.	0 3
									298 A	Alabama St.	0 3
									298 H	Alabama St.	0 3
									305 N	Texas Southern	1 3
									316 A	Jackson St.	0 3
									316 H	Jackson St.	1 3
									318 A	Alabama A&M	0 3
									318 H	Alabama A&M	2 3
									322 N	Prairie View	1 3
									325 N	Southern U.	0 3
									326 N	UMass Lowell	0 3
									327 A	Ark.-Pine Bluff	0 3
									327 H	Ark.-Pine Bluff	0 3
									327 N	Ark.-Pine Bluff	3 0
									332 A	Grambling	0 3
									332 H	Grambling	2 3
									332 N	Grambling	0 3
									333 A	Alcorn	2 3
									333 H	Alcorn	0 3
LAST 10 GAMES											
						318 H	Alabama A&M	2 3	333 A	Alcorn	2 3
						298 H	Alabama St.	0 3	325 N	Southern U.	0 3
						316 H	Jackson St.	1 3	305 N	Texas Southern	1 3
						333 H	Alcorn	0 3	332 N	Grambling	0 3
						248 A	New Orleans	0 3	327 N	Ark.-Pine Bluff	3 0

Non-Div. I Games:	Faulkner	1	3	Tougaloo	3	2	Tougaloo	3	0	Xavier (LA)	0	3
	Mobile	0	3	Ark.-Monticello	1	3	Loyola (LA)	2	3	Ark.-Monticello	0	3