

Average RPI Win:	74	WON-LOST RECORD	WINNING PCT. RANK	LAST 10 GAMES	STRENGTH OF SCHEDULE	OPP. STRENGTH OF SCHEDULE	TEAM RPI	ADJ RPI	CONF. RPI	ADJ CONF. RPI				
DIV. I ONLY		25- 1	.96154	1	10- 0	21	12	2	.72794	1	2	2		
DIV. I NON-CONF.		10- 0	1	1	0- 0	54	27	6	.69481	6	2	2		
<hr/>														
TOTALS	RPI 1-25	RPI 26-50		W-L RECORDS		RPI 51-100		RPI 101-150		RPI 150+				
25- 1	7- 1	8- 0		OVERALL		4- 0		2- 0		4- 0				
11- 1	2- 1	4- 0		HOME		2- 0		1- 0		2- 0				
9- 0	2- 0	4- 0		AWAY		2- 0		1- 0		0- 0				
5- 0	3- 0	0- 0		NEUTRAL		0- 0		0- 0		2- 0				
10- 0	3- 0	0- 0		NON-CONFERENCE		3- 0		1- 0		3- 0				
3- 0	0- 0	0- 0		HOME		1- 0		1- 0		1- 0				
2- 0	0- 0	0- 0		AWAY		2- 0		0- 0		0- 0				
5- 0	3- 0	0- 0		NEUTRAL		0- 0		0- 0		2- 0				
15- 1	4- 1	8- 0		CONFERENCE		1- 0		1- 0		1- 0				
8- 1	2- 1	4- 0		HOME		1- 0		0- 0		1- 0				
7- 0	2- 0	4- 0		AWAY		0- 0		1- 0		0- 0				
0- 0	0- 0	0- 0		NEUTRAL		0- 0		0- 0		0- 0				
RPI	S	Opponent	Score		RPI	S	Opponent	Score		RPI	S	Opponent	Score	
6	H	Nebraska	0	3	27	A	Illinois	3	0	58	A	Texas A&M	3	2
7	N	Stanford	3	2	27	H	Illinois	3	0	77	H	Yale	3	0
7	N	Stanford	3	1	34	H	Michigan	3	0	78	H	Northwestern	3	0
11	A	Michigan St.	3	1	38	A	Ohio St.	3	2	82	A	West Virginia	3	0
11	H	Michigan St.	3	1	45	A	Iowa	3	0					
13	H	Wisconsin	3	1	45	H	Iowa	3	1					
18	A	Purdue	3	1	46	A	Maryland	3	0					
21	N	Colorado	3	0	46	H	Maryland	3	0					
					LAST 10 GAMES									
					46	H	Maryland	3	0	13	H	Wisconsin	3	1
					45	A	Iowa	3	0	129	A	Indiana	3	0
					229	H	Rutgers	3	0	18	A	Purdue	3	1
					11	A	Michigan St.	3	1	34	H	Michigan	3	0
					27	A	Illinois	3	0	11	H	Michigan St.	3	1

Non-Div. I Games:

Penn St.

Average RPI Win:	73	WON-LOST RECORD	WINNING PCT. RANK	LAST 10 GAMES	STRENGTH OF SCHEDULE	OPP. STRENGTH OF SCHEDULE	TEAM RPI	ADJ RPI	CONF. RPI	ADJ CONF. RPI				
DIV. I ONLY		22- 1	.95652	2	9- 1	10	16	1	.72626	2	4	4		
DIV. I NON-CONF.		8- 0	1	1	0- 0	9	22	1	.73855	1	3	4		
<hr/>														
TOTALS	RPI 1-25	RPI 26-50		W-L RECORDS		RPI 51-100		RPI 101-150		RPI 150+				
22- 1	3- 1	7- 0		OVERALL		8- 0		1- 0		3- 0				
13- 1	2- 1	4- 0		HOME		4- 0		1- 0		2- 0				
7- 0	1- 0	2- 0		AWAY		3- 0		0- 0		1- 0				
2- 0	0- 0	1- 0		NEUTRAL		1- 0		0- 0		0- 0				
<hr/>														
8- 0	2- 0	2- 0		NON-CONFERENCE		2- 0		0- 0		2- 0				
6- 0	2- 0	1- 0		HOME		1- 0		0- 0		2- 0				
0- 0	0- 0	0- 0		AWAY		0- 0		0- 0		0- 0				
2- 0	0- 0	1- 0		NEUTRAL		1- 0		0- 0		0- 0				
<hr/>														
14- 1	1- 1	5- 0		CONFERENCE		6- 0		1- 0		1- 0				
7- 1	0- 1	3- 0		HOME		3- 0		1- 0		0- 0				
7- 0	1- 0	2- 0		AWAY		3- 0		0- 0		1- 0				
0- 0	0- 0	0- 0		NEUTRAL		0- 0		0- 0		0- 0				
<hr/>														
RPI	S	Opponent	Score		RPI	S	Opponent	Score		RPI	S	Opponent	Score	
3	A	Kentucky	3	0	33	H	LSU	3	0	51	A	Alabama	3	0
3	H	Kentucky	1	3	35	H	Missouri	3	1	55	N	North Carolina	3	0
5	H	Texas	3	1	36	N	NC State	3	0	57	H	Georgia	3	0
6	H	Nebraska	3	2	37	A	Auburn	3	1	58	H	Texas A&M	3	1
					39	H	Florida St.	3	0	73	A	Ole Miss	3	0
					49	A	Arkansas	3	2	88	A	Tennessee	3	0
					49	H	Arkansas	3	1	88	H	Tennessee	3	0
										90	H	Lipscomb	3	1
<hr/>														
LAST 10 GAMES														
					35	H	Missouri	3	1	139	H	South Carolina	3	0
					49	H	Arkansas	3	1	37	A	Auburn	3	1
					88	A	Tennessee	3	0	51	A	Alabama	3	0
					3	A	Kentucky	3	0	3	H	Kentucky	1	3
					189	A	Mississippi St.	3	0	73	A	Ole Miss	3	0

Non-Div. I Games:

Florida

Average RPI Win:	68	WON-LOST	WINNING	LAST 10	STRENGTH OF	OPP. STRENGTH	TEAM	ADJ	CONF.	ADJ CONF.					
Average RPI Loss:	8	RECORD	PCT. RANK	GAMES	SCHEDULE	OF SCHEDULE	RPI	RPI	RPI	RPI					
DIV. I ONLY		22- 3	.88	12	9- 1	4	8	3	.72017	3	4	4			
DIV. I NON-CONF.		9- 2	.81818	40	0- 0	5	8	5	.70348	4	3	4			
<hr/>															
TOTALS	RPI 1-25	RPI 26-50		W-L RECORDS		RPI 51-100		RPI 101-150		RPI 150+					
22- 3	4- 3	7- 0		OVERALL		7- 0		2- 0		2- 0					
11- 1	2- 1	2- 0		HOME		5- 0		2- 0		0- 0					
8- 2	1- 2	4- 0		AWAY		2- 0		0- 0		1- 0					
3- 0	1- 0	1- 0		NEUTRAL		0- 0		0- 0		1- 0					
<hr/>															
9- 2	3- 2	2- 0		NON-CONFERENCE		2- 0		1- 0		1- 0					
5- 0	2- 0	0- 0		HOME		2- 0		1- 0		0- 0					
1- 2	0- 2	1- 0		AWAY		0- 0		0- 0		0- 0					
3- 0	1- 0	1- 0		NEUTRAL		0- 0		0- 0		1- 0					
<hr/>															
13- 1	1- 1	5- 0		CONFERENCE		5- 0		1- 0		1- 0					
6- 1	0- 1	2- 0		HOME		3- 0		1- 0		0- 0					
7- 0	1- 0	3- 0		AWAY		2- 0		0- 0		1- 0					
0- 0	0- 0	0- 0		NEUTRAL		0- 0		0- 0		0- 0					
<hr/>															
RPI S	Opponent	Score		RPI S	Opponent	Score		RPI S	Opponent	Score		RPI S	Opponent	Score	
2 A	Florida	3	1	30 A	Marquette	3	1	51 A	Alabama	3	1	134 H	Cincinnati	3	0
2 H	Florida	0	3	33 A	LSU	3	2	51 H	Alabama	3	1	139 H	South Carolina	3	1
9 A	Creighton	0	3	33 H	LSU	3	0	54 H	Kennesaw St.	3	1	189 A	Mississippi St.	3	0
9 N	Southern California	3	1	35 A	Missouri	3	1	58 A	Texas A&M	3	0	264 N	Loyola Chicago	3	0
12 A	Kansas	0	3	37 A	Auburn	3	0	58 H	Texas A&M	3	0				
14 H	Utah	3	2	37 H	Auburn	3	1	88 H	Tennessee	3	0				
25 H	Louisville	3	0	50 N	UNI	3	2	95 H	Arkansas St.	3	0				
<hr/>															
				LAST 10 GAMES											
				37 A Auburn				3	0	33 A LSU				3	2
				51 A Alabama				3	1	88 H Tennessee				3	0
				139 H South Carolina				3	1	2 A Florida				3	1
				2 H Florida				0	3	58 H Texas A&M				3	0
				58 A Texas A&M				3	0	37 H Auburn				3	1

Non-Div. I Games:

Kentucky

Average RPI Win:	66	WON-LOST	WINNING	LAST 10	STRENGTH OF	OPP. STRENGTH	TEAM	ADJ	CONF.	ADJ CONF.		
Average RPI Loss:	12	RECORD	PCT. RANK	GAMES	SCHEDULE	OF SCHEDULE	RPI	RPI	RPI	RPI		
DIV. I ONLY		24- 3	.88889	10	9- 1	14	5	5	.71381	4	2	2
DIV. I NON-CONF.		11- 0	1	1	0- 0	30	16	3	.7135	3	2	2
<hr/>												
TOTALS	RPI 1-25	RPI 26-50		W-L RECORDS		RPI 51-100		RPI 101-150		RPI 150+		
24- 3	5- 3	9- 0		OVERALL		5- 0		3- 0		2- 0		
10- 1	2- 1	5- 0		HOME		2- 0		1- 0		0- 0		
8- 2	2- 2	3- 0		AWAY		1- 0		1- 0		1- 0		
6- 0	1- 0	1- 0		NEUTRAL		2- 0		1- 0		1- 0		
<hr/>												
11- 0	2- 0	1- 0		NON-CONFERENCE		5- 0		2- 0		1- 0		
3- 0	0- 0	0- 0		HOME		2- 0		1- 0		0- 0		
2- 0	1- 0	0- 0		AWAY		1- 0		0- 0		0- 0		
6- 0	1- 0	1- 0		NEUTRAL		2- 0		1- 0		1- 0		
<hr/>												
13- 3	3- 3	8- 0		CONFERENCE		0- 0		1- 0		1- 0		
7- 1	2- 1	5- 0		HOME		0- 0		0- 0		0- 0		
6- 2	1- 2	3- 0		AWAY		0- 0		1- 0		1- 0		
0- 0	0- 0	0- 0		NEUTRAL		0- 0		0- 0		0- 0		
<hr/>												
RPI S	Opponent	Score		RPI S	Opponent	Score		RPI S	Opponent	Score		
5 A	Texas	3	1	27 H	Illinois	3	2	55 N	North Carolina	3	0	
6 A	Nebraska	0	3	29 N	Oregon St.	3	1	60 N	Denver	3	0	
11 H	Michigan St.	0	3	34 A	Michigan	3	0	82 H	West Virginia	3	0	
13 A	Wisconsin	3	2	34 H	Michigan	3	1	88 H	Tennessee	3	0	
13 H	Wisconsin	3	1	38 A	Ohio St.	3	0	93 A	Boise St.	3	2	
18 A	Purdue	1	3	38 H	Ohio St.	3	0					
18 H	Purdue	3	0	45 A	Iowa	3	0					
25 N	Louisville	3	1	45 H	Iowa	3	0					
				46 H	Maryland	3	0					
				LAST 10 GAMES								
				129 A	Indiana	3	0	27 H	Illinois	3	2	
				18 A	Purdue	1	3	13 H	Wisconsin	3	1	
				38 H	Ohio St.	3	0	38 A	Ohio St.	3	0	
				46 H	Maryland	3	0	45 H	Iowa	3	0	
				229 A	Rutgers	3	0	18 H	Purdue	3	0	

Non-Div. I Games:

Minnesota

Average RPI Win:		73	WON-LOST RECORD		WINNING PCT. RANK		LAST 10 GAMES		STRENGTH OF SCHEDULE		OPP. STRENGTH OF SCHEDULE		TEAM RPI		ADJ RPI		CONF. RPI		ADJ CONF. RPI								
DIV. I ONLY			21- 2		.91304 7		10- 0		19		13		4		.70837 5		3		3								
DIV. I NON-CONF.			8- 2		.8 47		0- 0		13		2		7		.68944 9		4		3								
TOTALS		RPI 1-25		RPI 26-50		W-L RECORDS		RPI 51-100		RPI 101-150		RPI 150+															
21- 2		6- 2		0- 0		OVERALL		7- 0		8- 0		0- 0															
8- 1		2- 1		0- 0		HOME		3- 0		3- 0		0- 0															
10- 1		3- 1		0- 0		AWAY		3- 0		4- 0		0- 0															
3- 0		1- 0		0- 0		NEUTRAL		1- 0		1- 0		0- 0															
8- 2		2- 2		0- 0		NON-CONFERENCE		3- 0		3- 0		0- 0															
2- 1		0- 1		0- 0		HOME		1- 0		1- 0		0- 0															
3- 1		1- 1		0- 0		AWAY		1- 0		1- 0		0- 0															
3- 0		1- 0		0- 0		NEUTRAL		1- 0		1- 0		0- 0															
13- 0		4- 0		0- 0		CONFERENCE		4- 0		5- 0		0- 0															
6- 0		2- 0		0- 0		HOME		2- 0		2- 0		0- 0															
7- 0		2- 0		0- 0		AWAY		2- 0		3- 0		0- 0															
0- 0		0- 0		0- 0		NEUTRAL		0- 0		0- 0		0- 0															
RPI	S	Opponent		Score		RPI	S	Opponent		Score		RPI	S	Opponent		Score											
2	A	Florida		1	3							58	A	Texas A&M		3	0	107	A	UTSA		3	0				
4	H	Minnesota		1	3							60	H	Denver		3	0	113	H	A&M-Corpus Christi		3	0				
12	A	Kansas		3	2							66	A	TCU		3	0	115	A	Kansas St.		3	2				
15	A	Iowa St.		3	1							66	H	TCU		3	0	115	H	Kansas St.		3	0				
15	H	Iowa St.		3	0							82	A	West Virginia		3	2	116	N	Georgia Tech		3	0				
17	H	Baylor		3	0							82	H	West Virginia		3	0	117	A	Oklahoma		3	1				
22	N	Oregon		3	1							83	N	Villanova		3	0	121	A	Texas Tech		3	0				
23	A	San Diego		3	1													121	H	Texas Tech		3	1				
						LAST 10 GAMES																					
						15 A Iowa St.						3	1	117 A Oklahoma						3	1						
						66 H TCU						3	0	121 A Texas Tech						3	0						
						121 H Texas Tech						3	1	15 H Iowa St.						3	0						
						115 A Kansas St.						3	2	12 A Kansas						3	2						
						82 H West Virginia						3	0	66 A TCU						3	0						

Non-Div. I Games:

Texas

Average RPI Win:	82	WON-LOST RECORD	WINNING PCT. RANK	LAST 10 GAMES	STRENGTH OF SCHEDULE	OPP. STRENGTH OF SCHEDULE	TEAM RPI	ADJ RPI	CONF. RPI	ADJ CONF. RPI		
DIV. I ONLY		22- 4	.84615	18	9- 1	17	9	6	.70365	6	2	2
DIV. I NON-CONF.		7- 3	.7	77	0- 0	55	15	39	.61848	38	2	2
<hr/>												
TOTALS	RPI 1-25	RPI 26-50		W-L RECORDS		RPI 51-100		RPI 101-150		RPI 150+		
22- 4	9- 3	4- 1		OVERALL		1- 0		3- 0		5- 0		
14- 0	6- 0	2- 0		HOME		1- 0		2- 0		3- 0		
7- 2	3- 2	2- 0		AWAY		0- 0		0- 0		2- 0		
1- 2	0- 1	0- 1		NEUTRAL		0- 0		1- 0		0- 0		
7- 3	2- 2	0- 1		NON-CONFERENCE		0- 0		2- 0		3- 0		
5- 0	2- 0	0- 0		HOME		0- 0		1- 0		2- 0		
1- 1	0- 1	0- 0		AWAY		0- 0		0- 0		1- 0		
1- 2	0- 1	0- 1		NEUTRAL		0- 0		1- 0		0- 0		
15- 1	7- 1	4- 0		CONFERENCE		1- 0		1- 0		2- 0		
9- 0	4- 0	2- 0		HOME		1- 0		1- 0		1- 0		
6- 1	3- 1	2- 0		AWAY		0- 0		0- 0		1- 0		
0- 0	0- 0	0- 0		NEUTRAL		0- 0		0- 0		0- 0		
RPI S	Opponent	Score	RPI S	Opponent	Score	RPI S	Opponent	Score	RPI S	Opponent	Score	
1 A	Penn St.	3 0	27 H	Illinois	3 1	78 H	Northwestern	3 0	115 N	Kansas St.	3 0	
2 A	Florida	2 3	34 A	Michigan	3 0				119 H	Oral Roberts	3 0	
4 H	Minnesota	3 0	45 A	Iowa	3 0				129 H	Indiana	3 0	
11 A	Michigan St.	3 1	46 H	Maryland	3 0				156 H	Saint Mary's (CA)	3 0	
11 H	Michigan St.	3 1	50 N	UNI	1 3				223 A	Omaha	3 0	
13 A	Wisconsin	1 3							229 A	Rutgers	3 0	
13 H	Wisconsin	3 2							229 H	Rutgers	3 0	
18 A	Purdue	3 1							239 H	UMBC	3 0	
18 H	Purdue	3 1										
22 N	Oregon	1 3										
24 H	UCLA	3 0										
24 H	UCLA	3 0										
			LAST 10 GAMES									
			229 H Rutgers 3 0			11 A Michigan St. 3 1						
			46 H Maryland 3 0			27 H Illinois 3 1						
			129 H Indiana 3 0			78 H Northwestern 3 0						
			18 H Purdue 3 1			18 A Purdue 3 1						
			34 A Michigan 3 0			13 A Wisconsin 1 3						

Non-Div. I Games:

Nebraska

Average RPI Win:	74	WON-LOST	WINNING	LAST 10	STRENGTH OF	OPP. STRENGTH	TEAM	ADJ	CONF.	ADJ CONF.					
Average RPI Loss:	3	RECORD	PCT. RANK	GAMES	SCHEDULE	OF SCHEDULE	RPI	RPI	RPI	RPI					
DIV. I ONLY		22- 3	.88	12	9- 1	34	1	7	.69898	7	1	1			
DIV. I NON-CONF.		7- 2	.77778	50	0- 0	85	3	34	.63144	33	1	1			
<hr/>															
TOTALS	RPI 1-25	RPI 26-50		W-L RECORDS		RPI 51-100		RPI 101-150		RPI 150+					
22- 3	6- 3	6- 0		OVERALL		4- 0		3- 0		3- 0					
8- 0	2- 0	2- 0		HOME		2- 0		2- 0		0- 0					
12- 1	4- 1	3- 0		AWAY		2- 0		1- 0		2- 0					
2- 2	0- 2	1- 0		NEUTRAL		0- 0		0- 0		1- 0					
7- 2	0- 2	2- 0		NON-CONFERENCE		1- 0		1- 0		3- 0					
1- 0	0- 0	0- 0		HOME		0- 0		1- 0		0- 0					
4- 0	0- 0	1- 0		AWAY		1- 0		0- 0		2- 0					
2- 2	0- 2	1- 0		NEUTRAL		0- 0		0- 0		1- 0					
15- 1	6- 1	4- 0		CONFERENCE		3- 0		2- 0		0- 0					
7- 0	2- 0	2- 0		HOME		2- 0		1- 0		0- 0					
8- 1	4- 1	2- 0		AWAY		1- 0		1- 0		0- 0					
0- 0	0- 0	0- 0		NEUTRAL		0- 0		0- 0		0- 0					
RPI	S	Opponent	Score	RPI	S	Opponent	Score	RPI	S	Opponent	Score				
1	N	Penn St.	1 3	27	A	Illinois	3 0	58	A	Texas A&M	3 0	101	H	Pacific	3 0
1	N	Penn St.	2 3	29	A	Oregon St.	3 0	94	A	Arizona	3 0	137	A	Arizona St.	3 1
8	A	Washington	1 3	29	H	Oregon St.	3 0	94	H	Arizona	3 0	137	H	Arizona St.	3 0
8	H	Washington	3 2	43	A	Washington St.	3 1	98	H	California	3 0	156	A	Saint Mary's (CA)	3 0
9	A	Southern California	3 1	43	H	Washington St.	3 0					206	A	Long Beach St.	3 0
21	A	Colorado	3 2	45	N	Iowa	3 0					219	N	Wright St.	3 0
22	A	Oregon	3 0												
22	H	Oregon	3 0												
24	A	UCLA	3 1												
				LAST 10 GAMES											
				43	A	Washington St.	3 1	137	A	Arizona St.	3 1				
				8	A	Washington	1 3	43	H	Washington St.	3 0				
				22	H	Oregon	3 0	8	H	Washington	3 2				
				29	H	Oregon St.	3 0	9	A	Southern California	3 1				
				94	A	Arizona	3 0	24	A	UCLA	3 1				

Non-Div. I Games:

Stanford

Average RPI Win:	65	WON-LOST RECORD	WINNING PCT. RANK	LAST 10 GAMES	STRENGTH OF SCHEDULE	OPP. STRENGTH OF SCHEDULE	TEAM RPI	ADJ RPI	CONF. RPI	ADJ CONF. RPI		
DIV. I ONLY		21- 6	.77778	34	7- 3	3	3	8	.69736	8	1	1
DIV. I NON-CONF.		10- 1	.90909	15	0- 0	41	9	9	.68683	10	1	1
<hr/>												
TOTALS	RPI 1-25	RPI 26-50		W-L RECORDS		RPI 51-100		RPI 101-150		RPI 150+		
21- 6	8- 5	4- 1		OVERALL		4- 0		3- 0		2- 0		
11- 3	6- 2	1- 1		HOME		2- 0		0- 0		2- 0		
7- 3	2- 3	2- 0		AWAY		1- 0		2- 0		0- 0		
3- 0	0- 0	1- 0		NEUTRAL		1- 0		1- 0		0- 0		
10- 1	1- 1	3- 0		NON-CONFERENCE		2- 0		2- 0		2- 0		
5- 1	1- 1	1- 0		HOME		1- 0		0- 0		2- 0		
2- 0	0- 0	1- 0		AWAY		0- 0		1- 0		0- 0		
3- 0	0- 0	1- 0		NEUTRAL		1- 0		1- 0		0- 0		
11- 5	7- 4	1- 1		CONFERENCE		2- 0		1- 0		0- 0		
6- 2	5- 1	0- 1		HOME		1- 0		0- 0		0- 0		
5- 3	2- 3	1- 0		AWAY		1- 0		1- 0		0- 0		
0- 0	0- 0	0- 0		NEUTRAL		0- 0		0- 0		0- 0		
RPI	S	Opponent	Score	RPI	S	Opponent	Score	RPI	S	Opponent	Score	
7	A	Stanford	2 3	26	H	Pittsburgh	3 0	79	N	Wyoming	3 0	
7	H	Stanford	3 1	29	H	Oregon St.	2 3	85	H	Santa Clara	3 0	
9	A	Southern California	0 3	41	N	Missouri St.	3 1	98	A	California	3 0	
9	H	Creighton	1 3	43	A	Washington St.	3 1	98	H	California	3 0	
9	H	Southern California	3 2	46	A	Maryland	3 0					
14	A	Utah	3 1									
14	H	Utah	2 3									
19	H	Cal Poly	3 0									
21	A	Colorado	0 3									
21	H	Colorado	3 0									
22	H	Oregon	3 2									
24	A	UCLA	3 1									
24	H	UCLA	3 0									
				LAST 10 GAMES								
				98 H California 3 0				9 H Southern California 3 2				
				7 H Stanford 3 1				98 A California 3 0				
				14 A Utah 3 1				7 A Stanford 2 3				
				21 A Colorado 0 3				29 H Oregon St. 2 3				
				24 H UCLA 3 0				22 H Oregon 3 2				

Non-Div. I Games:

Washington

Average RPI Win:	110	WON-LOST RECORD	WINNING PCT. RANK	LAST 10 GAMES	STRENGTH OF SCHEDULE	OPP. STRENGTH OF SCHEDULE	TEAM RPI	ADJ RPI	CONF. RPI	ADJ CONF. RPI				
DIV. I ONLY		22- 5	.81481	24	10- 0	22	38	10	.66945	9	7	7		
DIV. I NON-CONF.		7- 4	.63636	100	0- 0	2	1	10	.68955	8	7	7		
<hr/>														
TOTALS	RPI 1-25	RPI 26-50		W-L RECORDS		RPI 51-100		RPI 101-150		RPI 150+				
22- 5	3- 4	3- 1		OVERALL		5- 0		3- 0		8- 0				
10- 1	1- 1	2- 0		HOME		3- 0		1- 0		3- 0				
9- 2	2- 1	0- 1		AWAY		2- 0		1- 0		4- 0				
3- 2	0- 2	1- 0		NEUTRAL		0- 0		1- 0		1- 0				
<hr/>														
7- 4	3- 4	2- 0		NON-CONFERENCE		0- 0		1- 0		1- 0				
2- 1	1- 1	1- 0		HOME		0- 0		0- 0		0- 0				
2- 1	2- 1	0- 0		AWAY		0- 0		0- 0		0- 0				
3- 2	0- 2	1- 0		NEUTRAL		0- 0		1- 0		1- 0				
<hr/>														
15- 1	0- 0	1- 1		CONFERENCE		5- 0		2- 0		7- 0				
8- 0	0- 0	1- 0		HOME		3- 0		1- 0		3- 0				
7- 1	0- 0	0- 1		AWAY		2- 0		1- 0		4- 0				
0- 0	0- 0	0- 0		NEUTRAL		0- 0		0- 0		0- 0				
<hr/>														
RPI S	Opponent	Score	RPI S	Opponent	Score	RPI S	Opponent	Score	RPI S	Opponent	Score			
3 H	Kentucky	3 0	26 N	Pittsburgh	3 0	56 A	Butler	3 2	126 A	St. John's (NY)	3 0			
8 A	Washington	3 1	30 A	Marquette	0 3	56 H	Butler	3 2	126 H	St. John's (NY)	3 1			
9 H	Southern California	0 3	30 H	Marquette	3 0	83 H	Villanova	3 1	149 N	Belmont	3 0			
12 A	Kansas	3 0	50 H	UNI	3 0	92 A	Seton Hall	3 0	152 A	Xavier	3 0			
15 N	Iowa St.	2 3				92 H	Seton Hall	3 0	152 H	Xavier	3 0			
16 A	Wichita St.	1 3							156 N	Saint Mary's (CA)	3 0			
18 N	Purdue	1 3							177 A	Providence	3 1			
									177 A	Providence	3 0			
									209 H	Georgetown	3 1			
									248 A	DePaul	3 0			
									248 H	DePaul	3 0			
<hr/>														
LAST 10 GAMES														
56 A Butler						3	2	177 A Providence					3	1
152 A Xavier						3	0	92 H Seton Hall					3	0
248 H DePaul						3	0	126 H St. John's (NY)					3	1
30 H Marquette						3	0	152 H Xavier					3	0
177 A Providence						3	0	56 H Butler					3	2

Non-Div. I Games:

Creighton

Average RPI Win: 86		WON-LOST	WINNING	LAST 10	STRENGTH OF		OPP. STRENGTH	TEAM	ADJ	CONF.	ADJ CONF.
Average RPI Loss: 28		RECORD	PCT. RANK	GAMES	SCHEDULE		OF SCHEDULE	RPI	RPI	RPI	RPI
DIV. I ONLY		19-6	.76	41	7-3		18	14	13	.66812	11
DIV. I NON-CONF.		7-2	.77778	50	0-0		130	66	58	.59424	58
TOTALS		RPI 1-25	RPI 26-50		W-L RECORDS		RPI 51-100		RPI 101-150		RPI 150+
19-6		3-4	7-1		OVERALL		2-0		3-1		4-0
10-2		1-2	5-0		HOME		1-0		2-0		1-0
5-4		2-2	1-1		AWAY		1-0		0-1		1-0
4-0		0-0	1-0		NEUTRAL		0-0		1-0		2-0
7-2		0-0	1-1		NON-CONFERENCE		0-0		3-1		3-0
3-0		0-0	0-0		HOME		0-0		2-0		1-0
0-2		0-0	0-1		AWAY		0-0		0-1		0-0
4-0		0-0	1-0		NEUTRAL		0-0		1-0		2-0
12-4		3-4	6-0		CONFERENCE		2-0		0-0		1-0
7-2		1-2	5-0		HOME		1-0		0-0		0-0
5-2		2-2	1-0		AWAY		1-0		0-0		1-0
0-0		0-0	0-0		NEUTRAL		0-0		0-0		0-0
RPI S	Opponent	Score	RPI S	Opponent	Score	RPI S	Opponent	Score	RPI S	Opponent	Score
1 A	Penn St.	1 3	27 H	Illinois	3 0	78 A	Northwestern	3 0	103 N	Furman	3 0
1 H	Penn St.	1 3	34 H	Michigan	3 1	78 H	Northwestern	3 0	113 H	A&M-Corpus Christi	3 0
4 A	Minnesota	3 0	37 N	Auburn	3 0				116 A	Georgia Tech	1 3
6 A	Nebraska	1 3	38 H	Ohio St.	3 0				145 H	San Diego St.	3 0
6 H	Nebraska	1 3	40 A	Notre Dame	0 3				165 N	Central Mich.	3 0
13 A	Wisconsin	3 2	45 H	Iowa	3 1				195 H	Marshall	3 0
13 H	Wisconsin	3 1	46 A	Maryland	3 0				228 N	Southern Ill.	3 0
			46 H	Maryland	3 0				229 A	Rutgers	3 0
LAST 10 GAMES											
			78 H	Northwestern	3 0	6 H	Nebraska	1 3			
			27 H	Illinois	3 0	46 A	Maryland	3 0			
			78 A	Northwestern	3 0	34 H	Michigan	3 1			
			1 H	Penn St.	1 3	229 A	Rutgers	3 0			
			45 H	Iowa	3 1	1 A	Penn St.	1 3			

Non-Div. I Games:

Michigan St.

Average RPI Win:	96	WON-LOST RECORD	21- 5	WINNING PCT. RANK	.80769	26	LAST 10 GAMES	7- 3	STRENGTH OF SCHEDULE	29	OPP. STRENGTH OF SCHEDULE	20	TEAM RPI	11	ADJ RPI	.66802	12	CONF. RPI	3	ADJ CONF. RPI	3						
Average RPI Loss:	26		11- 2		.84615	26		0- 0		22		45		12		.67937	11		4		3						
<hr/>																											
TOTALS		RPI 1-25		RPI 26-50		W-L RECORDS		RPI 51-100		RPI 101-150		RPI 150+															
21- 5		4- 4		3- 0		OVERALL		3- 1		8- 0		3- 0															
8- 3		3- 3		0- 0		HOME		1- 0		4- 0		0- 0															
8- 2		1- 1		2- 0		AWAY		2- 1		2- 0		1- 0															
5- 0		0- 0		1- 0		NEUTRAL		0- 0		2- 0		2- 0															
11- 2		2- 1		3- 0		NON-CONFERENCE		0- 1		3- 0		3- 0															
3- 1		2- 1		0- 0		HOME		0- 0		1- 0		0- 0															
3- 1		0- 0		2- 0		AWAY		0- 1		0- 0		1- 0															
5- 0		0- 0		1- 0		NEUTRAL		0- 0		2- 0		2- 0															
10- 3		2- 3		0- 0		CONFERENCE		3- 0		5- 0		0- 0															
5- 2		1- 2		0- 0		HOME		1- 0		3- 0		0- 0															
5- 1		1- 1		0- 0		AWAY		2- 0		2- 0		0- 0															
0- 0		0- 0		0- 0		NEUTRAL		0- 0		0- 0		0- 0															
RPI	S	Opponent			Score		RPI	S	Opponent			Score		RPI	S	Opponent			Score		RPI	S	Opponent			Score	
3	H	Kentucky			3	0	36	A	NC State			3	1	66	A	TCU			3	1	115	A	Kansas St.			3	2
5	H	Texas			2	3	36	A	NC State			3	2	66	H	TCU			3	0	115	H	Kansas St.			3	1
9	H	Creighton			0	3	41	N	Missouri St.			3	1	82	A	West Virginia			3	1	117	A	Oklahoma			3	1
15	A	Iowa St.			1	3							85	A	Santa Clara			2	3	117	H	Oklahoma			3	2	
15	H	Iowa St.			3	2															121	H	Texas Tech			3	0
17	A	Baylor			3	0															125	N	Idaho			3	1
17	H	Baylor			0	3															128	N	San Jose St.			3	1
18	H	Purdue			3	1															149	H	Belmont			3	0
																					191	A	Utah Valley			3	0
																					206	N	Long Beach St.			3	1
																					250	N	Montana			3	0
<hr/>																											
LAST 10 GAMES																											
17 H Baylor								0	3	121 H Texas Tech								3	0								
115 H Kansas St.								3	1	17 A Baylor								3	0								
66 A TCU								3	1	5 H Texas								2	3								
15 A Iowa St.								1	3	117 A Oklahoma								3	1								
117 H Oklahoma								3	2	82 A West Virginia								3	1								

Non-Div. I Games:

Kansas

Average RPI Win:	71	WON-LOST RECORD	WINNING PCT. RANK	LAST 10 GAMES	STRENGTH OF SCHEDULE	OPP. STRENGTH OF SCHEDULE	TEAM RPI	ADJ RPI	CONF. RPI	ADJ CONF. RPI				
DIV. I ONLY		17- 8	.68	75	6- 4	2	6	16	.665	13	2	2		
DIV. I NON-CONF.		9- 0	1	1	0- 0	49	10	4	.70056	5	2	2		

TOTALS	RPI 1-25	RPI 26-50		W-L RECORDS		RPI 51-100		RPI 101-150		RPI 150+				
17- 8	2- 7	6- 1		OVERALL		4- 0		5- 0		0- 0				
11- 3	2- 2	3- 1		HOME		4- 0		2- 0		0- 0				
4- 5	0- 5	2- 0		AWAY		0- 0		2- 0		0- 0				
2- 0	0- 0	1- 0		NEUTRAL		0- 0		1- 0		0- 0				
9- 0	1- 0	2- 0		NON-CONFERENCE		3- 0		3- 0		0- 0				
6- 0	1- 0	1- 0		HOME		3- 0		1- 0		0- 0				
1- 0	0- 0	0- 0		AWAY		0- 0		1- 0		0- 0				
2- 0	0- 0	1- 0		NEUTRAL		0- 0		1- 0		0- 0				
8- 8	1- 7	4- 1		CONFERENCE		1- 0		2- 0		0- 0				
5- 3	1- 2	2- 1		HOME		1- 0		1- 0		0- 0				
3- 5	0- 5	2- 0		AWAY		0- 0		1- 0		0- 0				
0- 0	0- 0	0- 0		NEUTRAL		0- 0		0- 0		0- 0				
RPI	S	Opponent	Score		RPI	S	Opponent	Score		RPI	S	Opponent	Score	
1	A	Penn St.	1	3	30	H	Marquette	3	1	55	H	North Carolina	3	0
4	A	Minnesota	1	3	34	H	Michigan	3	0	58	H	Texas A&M	3	0
4	H	Minnesota	2	3	38	H	Ohio St.	2	3	78	H	Northwestern	3	0
6	A	Nebraska	2	3	45	A	Iowa	3	0	90	H	Lipscomb	3	0
6	H	Nebraska	3	1	46	A	Maryland	3	0					
11	A	Michigan St.	1	3	46	H	Maryland	3	1					
11	H	Michigan St.	2	3	49	N	Arkansas	3	0					
18	A	Purdue	0	3										
25	H	Louisville	3	0										
LAST 10 GAMES														
18	A	Purdue	0	3	1	A	Penn St.	1	3					
129	A	Indiana	3	0	4	A	Minnesota	1	3					
46	H	Maryland	3	1	46	A	Maryland	3	0					
38	H	Ohio St.	2	3	129	H	Indiana	3	0					
78	H	Northwestern	3	0	6	H	Nebraska	3	1					

Non-Div. I Games:

Wisconsin

Average RPI Win: 81		WON-LOST	WINNING	LAST 10	STRENGTH OF		OPP. STRENGTH	TEAM	ADJ	CONF.	ADJ CONF.
Average RPI Loss: 15		RECORD	PCT. RANK	GAMES	SCHEDULE		OF SCHEDULE	RPI	RPI	RPI	RPI
DIV. I ONLY		19- 8	.7037	64	5- 5		7	11	17	.66495	14
DIV. I NON-CONF.		9- 2	.81818	40	0- 0		16	40	13	.67481	14
TOTALS		RPI 1-25	RPI 26-50		W-L RECORDS		RPI 51-100		RPI 101-150		RPI 150+
19- 8		5- 7	5- 1		OVERALL		3- 0		4- 0		2- 0
8- 4		3- 4	3- 0		HOME		1- 0		1- 0		0- 0
7- 4		2- 3	2- 1		AWAY		1- 0		1- 0		1- 0
4- 0		0- 0	0- 0		NEUTRAL		1- 0		2- 0		1- 0
9- 2		1- 2	2- 0		NON-CONFERENCE		1- 0		3- 0		2- 0
3- 1		1- 1	1- 0		HOME		0- 0		1- 0		0- 0
2- 1		0- 1	1- 0		AWAY		0- 0		0- 0		1- 0
4- 0		0- 0	0- 0		NEUTRAL		1- 0		2- 0		1- 0
10- 6		4- 5	3- 1		CONFERENCE		2- 0		1- 0		0- 0
5- 3		2- 3	2- 0		HOME		1- 0		0- 0		0- 0
5- 3		2- 2	1- 1		AWAY		1- 0		1- 0		0- 0
0- 0		0- 0	0- 0		NEUTRAL		0- 0		0- 0		0- 0
RPI S	Opponent	Score		RPI S	Opponent	Score		RPI S	Opponent	Score	
3 A	Kentucky	2	3	29 A	Oregon St.	1	3	94 A	Arizona	3	1
8 A	Washington	3	2	29 H	Oregon St.	3	0	95 N	Arkansas St.	3	0
8 H	Washington	1	3	35 H	Missouri	3	0	98 H	California	3	0
9 A	Southern California	1	3	43 A	Washington St.	3	1				
9 H	Southern California	2	3	43 H	Washington St.	3	0				
20 H	BYU	2	3	47 A	Hawaii	3	1				
21 H	Colorado	3	1								
22 A	Oregon	1	3								
22 H	Oregon	2	3								
23 H	San Diego	3	2								
24 A	UCLA	3	1								
24 H	UCLA	3	1								
				LAST 10 GAMES							
				24 A	UCLA	3	1	22 A	Oregon	1	3
				9 A	Southern California	1	3	9 H	Southern California	2	3
				8 H	Washington	1	3	24 H	UCLA	3	1
				43 H	Washington St.	3	0	137 A	Arizona St.	3	1
				29 A	Oregon St.	1	3	94 A	Arizona	3	1

Non-Div. I Games:

Utah

Average RPI Win:	98	WON-LOST RECORD	WINNING PCT. RANK	LAST 10 GAMES	STRENGTH OF SCHEDULE	OPP. STRENGTH OF SCHEDULE	TEAM RPI	ADJ RPI	CONF. RPI	ADJ CONF. RPI				
DIV. I ONLY		18- 6	.75	44	7- 3	11	25	14	.66484	15	3	3		
DIV. I NON-CONF.		10- 1	.90909	15	1- 0	32	39	8	.69129	7	4	3		
<hr/>														
TOTALS	RPI 1-25	RPI 26-50		W-L RECORDS		RPI 51-100		RPI 101-150		RPI 150+				
18- 6	3- 5	2- 1		OVERALL		5- 0		4- 0		4- 0				
9- 3	1- 2	0- 1		HOME		3- 0		2- 0		3- 0				
6- 3	1- 3	1- 0		AWAY		2- 0		2- 0		0- 0				
3- 0	1- 0	1- 0		NEUTRAL		0- 0		0- 0		1- 0				
<hr/>														
10- 1	2- 0	2- 1		NON-CONFERENCE		2- 0		0- 0		4- 0				
4- 1	0- 0	0- 1		HOME		1- 0		0- 0		3- 0				
3- 0	1- 0	1- 0		AWAY		1- 0		0- 0		0- 0				
3- 0	1- 0	1- 0		NEUTRAL		0- 0		0- 0		1- 0				
<hr/>														
8- 5	1- 5	0- 0		CONFERENCE		3- 0		4- 0		0- 0				
5- 2	1- 2	0- 0		HOME		2- 0		2- 0		0- 0				
3- 3	0- 3	0- 0		AWAY		1- 0		2- 0		0- 0				
0- 0	0- 0	0- 0		NEUTRAL		0- 0		0- 0		0- 0				
<hr/>														
RPI	S	Opponent	Score		RPI	S	Opponent	Score		RPI	S	Opponent	Score	
5	A	Texas	0	3	26	N	Pittsburgh	3	2	53	A	Dayton	3	0
5	H	Texas	1	3	45	A	Iowa	3	1	66	H	TCU	3	0
9	N	Creighton	3	2	50	H	UNI	2	3	81	H	North Dakota	3	0
12	A	Kansas	2	3						82	A	West Virginia	3	0
12	H	Kansas	3	1						82	H	West Virginia	3	1
16	A	Wichita St.	3	0										
17	A	Baylor	0	3										
17	H	Baylor	0	3										
<hr/>														
LAST 10 GAMES														
5	H	Texas	1	3	115	A	Kansas St.	3	0					
82	A	West Virginia	3	0	66	H	TCU	3	0					
17	A	Baylor	0	3	82	H	West Virginia	3	1					
81	H	North Dakota	3	0	5	A	Texas	0	3					
12	H	Kansas	3	1	115	H	Kansas St.	3	0					

Non-Div. I Games:

Iowa St.

Average RPI Win:	122	WON-LOST RECORD	WINNING PCT. RANK	LAST 10 GAMES	STRENGTH OF SCHEDULE	OPP. STRENGTH OF SCHEDULE	TEAM RPI	ADJ RPI	CONF. RPI	ADJ CONF. RPI		
DIV. I ONLY		24- 3	.88889	10	10- 0	36	64	9	.66445	16	8	8
DIV. I NON-CONF.		8- 3	.72727	69	0- 0	8	14	17	.66784	17	9	9
<hr/>												
TOTALS	RPI 1-25		RPI 26-50	W-L RECORDS		RPI 51-100		RPI 101-150		RPI 150+		
24- 3	1- 3		1- 0	OVERALL		8- 0		5- 0		9- 0		
9- 1	1- 1		0- 0	HOME		3- 0		2- 0		3- 0		
10- 1	0- 1		0- 0	AWAY		3- 0		2- 0		5- 0		
5- 1	0- 1		1- 0	NEUTRAL		2- 0		1- 0		1- 0		
<hr/>												
8- 3	1- 3		1- 0	NON-CONFERENCE		3- 0		2- 0		1- 0		
1- 1	1- 1		0- 0	HOME		0- 0		0- 0		0- 0		
2- 1	0- 1		0- 0	AWAY		1- 0		1- 0		0- 0		
5- 1	0- 1		1- 0	NEUTRAL		2- 0		1- 0		1- 0		
<hr/>												
16- 0	0- 0		0- 0	CONFERENCE		5- 0		3- 0		8- 0		
8- 0	0- 0		0- 0	HOME		3- 0		2- 0		3- 0		
8- 0	0- 0		0- 0	AWAY		2- 0		1- 0		5- 0		
0- 0	0- 0		0- 0	NEUTRAL		0- 0		0- 0		0- 0		
<hr/>												
RPI S	Opponent	Score	RPI S	Opponent	Score	RPI S	Opponent	Score	RPI S	Opponent	Score	
9 H	Creighton	3 1	30 N	Marquette	3 2	65 H	SMU	3 1	102 A	IUPUI	3 0	
15 H	Iowa St.	0 3				67 N	Miami (OH)	3 1	134 A	Cincinnati	3 0	
19 N	Cal Poly	2 3				69 A	Temple	3 1	134 H	Cincinnati	3 0	
22 A	Oregon	0 3				69 H	Temple	3 0	141 H	Tulsa	3 0	
						90 A	Lipscomb	3 0	149 N	Belmont	3 0	
						97 A	UCF	3 2	155 A	East Carolina	3 0	
						97 H	UCF	3 1	155 H	East Carolina	3 0	
						99 N	ETSU	3 0	159 A	Tulane	3 0	
									169 N	Duquesne	3 0	
									173 A	South Fla.	3 0	
									173 H	South Fla.	3 0	
									198 A	Houston	3 0	
									200 A	UConn	3 0	
									200 H	UConn	3 0	
<hr/>												
LAST 10 GAMES												
			134 A	Cincinnati	3 0	97 A	UCF	3 2				
			155 A	East Carolina	3 0	155 H	East Carolina	3 0				
			69 H	Temple	3 0	134 H	Cincinnati	3 0				
			200 H	UConn	3 0	141 H	Tulsa	3 0				
			173 A	South Fla.	3 0	65 H	SMU	3 1				

Non-Div. I Games:

Wichita St.

Average RPI Win: 96		WON-LOST	WINNING	LAST 10	STRENGTH OF		OPP. STRENGTH	TEAM	ADJ	CONF.	ADJ CONF.
Average RPI Loss: 31		RECORD	PCT. RANK	GAMES	SCHEDULE		OF SCHEDULE	RPI	RPI	RPI	RPI
DIV. I ONLY		21- 5	.80769	26	35		24	18	.6624	17	3
DIV. I NON-CONF.		10- 3	.76923	55	53		41	33	.63448	32	4
TOTALS		RPI 1-25	RPI 26-50		W-L RECORDS		RPI 51-100		RPI 101-150		RPI 150+
21- 5		4- 2	2- 2		OVERALL		5- 1		7- 0		3- 0
11- 2		1- 1	1- 1		HOME		4- 0		4- 0		1- 0
7- 2		2- 1	1- 1		AWAY		1- 0		3- 0		0- 0
3- 1		1- 0	0- 0		NEUTRAL		0- 1		0- 0		2- 0
10- 3		1- 0	2- 2		NON-CONFERENCE		2- 1		2- 0		3- 0
6- 1		0- 0	1- 1		HOME		2- 0		2- 0		1- 0
1- 1		0- 0	1- 1		AWAY		0- 0		0- 0		0- 0
3- 1		1- 0	0- 0		NEUTRAL		0- 1		0- 0		2- 0
11- 2		3- 2	0- 0		CONFERENCE		3- 0		5- 0		0- 0
5- 1		1- 1	0- 0		HOME		2- 0		2- 0		0- 0
6- 1		2- 1	0- 0		AWAY		1- 0		3- 0		0- 0
0- 0		0- 0	0- 0		NEUTRAL		0- 0		0- 0		0- 0
RPI S	Opponent	Score	RPI S	Opponent	Score	RPI S	Opponent	Score	RPI S	Opponent	Score
5 A	Texas	0 3	33 H	LSU	3 1	52 N	Col. of Charleston	2 3	107 H	UTSA	3 1
12 A	Kansas	3 0	39 H	Florida St.	1 3	66 A	TCU	3 0	115 A	Kansas St.	3 1
12 H	Kansas	0 3	43 A	Washington St.	3 2	66 H	TCU	3 0	117 A	Oklahoma	3 0
15 A	Iowa St.	3 0	47 A	Hawaii	2 3	70 H	Texas St.	3 1	117 H	Oklahoma	3 1
15 H	Iowa St.	3 0				82 H	West Virginia	3 0	121 A	Texas Tech	3 0
20 N	BYU	3 2				96 H	Illinois St.	3 0	121 H	Texas Tech	3 1
									126 H	St. John's (NY)	3 0
									170 H	UC Santa Barbara	3 0
									208 N	Nevada	3 1
									298 N	Quinnipiac	3 0
LAST 10 GAMES											
12 A	Kansas	3 0	12 H	Kansas	0 3						
15 H	Iowa St.	3 0	115 A	Kansas St.	3 1						
66 H	TCU	3 0	82 H	West Virginia	3 0						
117 A	Oklahoma	3 0	15 A	Iowa St.	3 0						
121 A	Texas Tech	3 0	117 H	Oklahoma	3 1						

Non-Div. I Games:

Baylor

Average RPI Win:	96	WON-LOST RECORD	WINNING PCT. RANK	LAST 10 GAMES	STRENGTH OF SCHEDULE	OPP. STRENGTH OF SCHEDULE	TEAM RPI	ADJ RPI	CONF. RPI	ADJ CONF. RPI		
DIV. I ONLY		20- 7	.74074	51	5- 5	16	17	19	.65978	18	2	2
DIV. I NON-CONF.		10- 1	.90909	15	0- 0	40	52	11	.67588	13	2	2
<hr/>												
TOTALS	RPI 1-25	RPI 26-50		W-L RECORDS		RPI 51-100		RPI 101-150		RPI 150+		
20- 7	3- 5	3- 2		OVERALL		6- 0		5- 0		3- 0		
10- 3	2- 2	0- 1		HOME		4- 0		2- 0		2- 0		
6- 4	0- 3	3- 1		AWAY		2- 0		1- 0		0- 0		
4- 0	1- 0	0- 0		NEUTRAL		0- 0		2- 0		1- 0		
10- 1	1- 1	0- 0		NON-CONFERENCE		4- 0		3- 0		2- 0		
5- 0	0- 0	0- 0		HOME		3- 0		1- 0		1- 0		
1- 1	0- 1	0- 0		AWAY		1- 0		0- 0		0- 0		
4- 0	1- 0	0- 0		NEUTRAL		0- 0		2- 0		1- 0		
10- 6	2- 4	3- 2		CONFERENCE		2- 0		2- 0		1- 0		
5- 3	2- 2	0- 1		HOME		1- 0		1- 0		1- 0		
5- 3	0- 2	3- 1		AWAY		1- 0		1- 0		0- 0		
0- 0	0- 0	0- 0		NEUTRAL		0- 0		0- 0		0- 0		
<hr/>												
RPI S	Opponent	Score		RPI S	Opponent	Score		RPI S	Opponent	Score		
1 H	Penn St.	1	3	27 A	Illinois	3	0	51 H	Alabama	3	0	
4 A	Minnesota	0	3	38 A	Ohio St.	3	0	67 H	Miami (OH)	3	0	
4 H	Minnesota	3	1	38 H	Ohio St.	1	3	75 H	Cleveland St.	3	0	
6 A	Nebraska	1	3	45 A	Iowa	3	2	78 A	Northwestern	3	0	
6 H	Nebraska	1	3	46 A	Maryland	2	3	78 H	Northwestern	3	0	
9 N	Creighton	3	1					79 A	Wyoming	3	2	
12 A	Kansas	1	3									
13 H	Wisconsin	3	0									
							</					

Non-Div. I Games:

Purdue

Average RPI Win: 134		WON-LOST	WINNING	LAST 10	STRENGTH OF		OPP. STRENGTH	TEAM	ADJ	CONF.	ADJ CONF.
Average RPI Loss: 15		RECORD	PCT. RANK	GAMES	SCHEDULE		OF SCHEDULE	RPI	RPI	RPI	RPI
DIV. I ONLY		24- 2	.92308	6	52		69	12	.65906	19	9
DIV. I NON-CONF.		10- 2	.83333	30	27		28	15	.66893	16	8
TOTALS		RPI 1-25	RPI 26-50		W-L RECORDS		RPI 51-100		RPI 101-150		RPI 150+
24- 2		1- 2	3- 0		OVERALL		5- 0		4- 0		11- 0
8- 0		0- 0	1- 0		HOME		1- 0		1- 0		5- 0
9- 2		0- 2	1- 0		AWAY		1- 0		2- 0		5- 0
7- 0		1- 0	1- 0		NEUTRAL		3- 0		1- 0		1- 0
10- 2		1- 2	1- 0		NON-CONFERENCE		3- 0		2- 0		3- 0
0- 0		0- 0	0- 0		HOME		0- 0		0- 0		0- 0
3- 2		0- 2	0- 0		AWAY		0- 0		1- 0		2- 0
7- 0		1- 0	1- 0		NEUTRAL		3- 0		1- 0		1- 0
14- 0		0- 0	2- 0		CONFERENCE		2- 0		2- 0		8- 0
8- 0		0- 0	1- 0		HOME		1- 0		1- 0		5- 0
6- 0		0- 0	1- 0		AWAY		1- 0		1- 0		3- 0
0- 0		0- 0	0- 0		NEUTRAL		0- 0		0- 0		0- 0
RPI S	Opponent	Score	RPI S	Opponent	Score	RPI S	Opponent	Score	RPI S	Opponent	Score
8 A	Washington	0 3	44 N	High Point	3 0	53 N	Dayton	3 0	102 N	IUPUI	3 0
16 N	Wichita St.	3 2	47 A	Hawaii	3 2	74 A	UC Irvine	3 0	127 A	Green Bay	3 0
22 A	Oregon	0 3	47 H	Hawaii	3 2	74 H	UC Irvine	3 0	135 A	UC Davis	3 0
						81 N	North Dakota	3 0	135 H	UC Davis	3 0
						85 N	Santa Clara	3 0	169 N	Duquesne	3 0
									170 A	UC Santa Barbara	3 1
									170 H	UC Santa Barbara	3 1
									185 A	CSUN	3 0
									185 H	CSUN	3 0
									186 A	Northern Ill.	3 0
									190 A	Seattle U	3 0
									206 A	Long Beach St.	3 1
									206 H	Long Beach St.	3 0
									225 H	UC Riverside	3 0
									292 H	Cal St. Fullerton	3 0
			LAST 10 GAMES								
			74 H	UC Irvine	3 0	206 H	Long Beach St.	3 0			
			135 H	UC Davis	3 0	185 H	CSUN	3 0			
			170 H	UC Santa Barbara	3 1	170 A	UC Santa Barbara	3 1			
			47 H	Hawaii	3 2	47 A	Hawaii	3 2			
			74 A	UC Irvine	3 0	185 A	CSUN	3 0			

Non-Div. I Games:

Cal Poly

Average RPI Win:	119	WON-LOST	WINNING	LAST 10	STRENGTH OF	OPP. STRENGTH	TEAM	ADJ	CONF.	ADJ CONF.	
Average RPI Loss:	20	RECORD	PCT. RANK	GAMES	SCHEDULE	OF SCHEDULE	RPI	RPI	RPI	RPI	
DIV. I ONLY	25- 2	.92593	5	9- 1	64	54	15	.65868	20	6	6
DIV. I NON-CONF.	11- 1	.91667	10	0- 0	60	38	16	.66937	15	6	6
<hr/>											
TOTALS	RPI 1-25	RPI 26-50		W-L RECORDS		RPI 51-100		RPI 101-150		RPI 150+	
25- 2	2- 2	3- 0		OVERALL		4- 0		10- 0		6- 0	
9- 1	0- 1	1- 0		HOME		0- 0		6- 0		2- 0	
13- 0	2- 0	1- 0		AWAY		3- 0		4- 0		3- 0	
3- 1	0- 1	1- 0		NEUTRAL		1- 0		0- 0		1- 0	
<hr/>											
11- 1	1- 1	3- 0		NON-CONFERENCE		2- 0		2- 0		3- 0	
4- 0	0- 0	1- 0		HOME		0- 0		2- 0		1- 0	
4- 0	1- 0	1- 0		AWAY		1- 0		0- 0		1- 0	
3- 1	0- 1	1- 0		NEUTRAL		1- 0		0- 0		1- 0	
<hr/>											
14- 1	1- 1	0- 0		CONFERENCE		2- 0		8- 0		3- 0	
5- 1	0- 1	0- 0		HOME		0- 0		4- 0		1- 0	
9- 0	1- 0	0- 0		AWAY		2- 0		4- 0		2- 0	
0- 0	0- 0	0- 0		NEUTRAL		0- 0		0- 0		0- 0	
<hr/>											
RPI S	Opponent	Score		RPI S	Opponent	Score		RPI S	Opponent	Score	
14 A	Utah	3	2	35 N	Missouri	3	1	85 A	Santa Clara	3	0
17 N	Baylor	2	3	38 H	Ohio St.	3	1	87 N	Sacramento St.	3	0
23 A	San Diego	3	1	47 A	Hawaii	3	2	93 A	Boise St.	3	0
23 H	San Diego	1	3					100 A	Loyola Marymount	3	2

Non-Div. I Games:

BYU

Average RPI Win:	86	WON-LOST RECORD	WINNING PCT. RANK	LAST 10 GAMES	STRENGTH OF SCHEDULE	OPP. STRENGTH OF SCHEDULE	TEAM RPI	ADJ RPI	CONF. RPI	ADJ CONF. RPI		
DIV. I ONLY		19- 8	.7037	64	7- 3	15	10	22	.65863	21	1	1
DIV. I NON-CONF.		10- 1	.90909	15	0- 0	63	49	20	.65868	20	1	1
<hr/>												
TOTALS	RPI 1-25	RPI 26-50		W-L RECORDS		RPI 51-100		RPI 101-150		RPI 150+		
19- 8	4- 7	5- 1		OVERALL		3- 0		2- 0		5- 0		
9- 2	3- 2	2- 0		HOME		1- 0		0- 0		3- 0		
7- 5	1- 4	3- 1		AWAY		1- 0		2- 0		0- 0		
3- 1	0- 1	0- 0		NEUTRAL		1- 0		0- 0		2- 0		
10- 1	0- 1	2- 0		NON-CONFERENCE		2- 0		1- 0		5- 0		
4- 0	0- 0	0- 0		HOME		1- 0		0- 0		3- 0		
3- 0	0- 0	2- 0		AWAY		0- 0		1- 0		0- 0		
3- 1	0- 1	0- 0		NEUTRAL		1- 0		0- 0		2- 0		
9- 7	4- 6	3- 1		CONFERENCE		1- 0		1- 0		0- 0		
5- 2	3- 2	2- 0		HOME		0- 0		0- 0		0- 0		
4- 5	1- 4	1- 1		AWAY		1- 0		1- 0		0- 0		
0- 0	0- 0	0- 0		NEUTRAL		0- 0		0- 0		0- 0		
RPI S	Opponent	Score	RPI S	Opponent	Score	RPI S	Opponent	Score	RPI S	Opponent	Score	
1 N	Penn St.	0 3	27 A	Illinois	3 2	64 H	Rice	3 0	117 A	Oklahoma	3 1	
7 H	Stanford	2 3	29 A	Oregon St.	3 1	92 N	Seton Hall	3 0	137 A	Arizona St.	3 0	
8 A	Washington	0 3	29 H	Oregon St.	3 2	94 A	Arizona	3 2	152 H	Xavier	3 1	
8 H	Washington	3 0	31 A	Colorado St.	3 2				158 H	Wake Forest	3 0	
9 A	Southern California	2 3	43 A	Washington St.	1 3				160 N	Albany (NY)	3 0	
9 H	Southern California	3 0	43 H	Washington St.	3 0				220 H	Abilene Christian	3 0	
14 A	Utah	1 3							227 N	Northwestern St.	3 1	
22 A	Oregon	3 2										
22 H	Oregon	3 1										
24 A	UCLA	0 3										
24 H	UCLA	2 3										
<hr/>												
LAST 10 GAMES												
9 A Southern California						2	3	22 A Oregon	3	2		
24 A UCLA						0	3	24 H UCLA	2	3		
8 H Washington						3	0	9 H Southern California	3	0		
43 H Washington St.						3	0	94 A Arizona	3	2		
29 A Oregon St.						3	1	137 A Arizona St.	3	0		

Non-Div. I Games:

Colorado

Average RPI Win:	82	WON-LOST RECORD	WINNING PCT. RANK	LAST 10 GAMES	STRENGTH OF SCHEDULE	OPP. STRENGTH OF SCHEDULE	TEAM RPI	ADJ RPI	CONF. RPI	ADJ CONF. RPI					
DIV. I ONLY		16- 8	.66667	77	6- 4	8	7	23	.65649	22	1	1			
DIV. I NON-CONF.		7- 1	.875	21	0- 0	4	24	2	.72148	2	1	1			
<hr/>															
TOTALS	RPI 1-25	RPI 26-50		W-L RECORDS		RPI 51-100		RPI 101-150		RPI 150+					
16- 8	5- 7	2- 0		OVERALL		4- 1		3- 0		2- 0					
11- 2	3- 2	1- 0		HOME		3- 0		2- 0		2- 0					
4- 5	1- 4	1- 0		AWAY		1- 1		1- 0		0- 0					
1- 1	1- 1	0- 0		NEUTRAL		0- 0		0- 0		0- 0					
7- 1	3- 1	0- 0		NON-CONFERENCE		1- 0		1- 0		2- 0					
6- 0	2- 0	0- 0		HOME		1- 0		1- 0		2- 0					
0- 0	0- 0	0- 0		AWAY		0- 0		0- 0		0- 0					
1- 1	1- 1	0- 0		NEUTRAL		0- 0		0- 0		0- 0					
9- 7	2- 6	2- 0		CONFERENCE		3- 1		2- 0		0- 0					
5- 2	1- 2	1- 0		HOME		2- 0		1- 0		0- 0					
4- 5	1- 4	1- 0		AWAY		1- 1		1- 0		0- 0					
0- 0	0- 0	0- 0		NEUTRAL		0- 0		0- 0		0- 0					
RPI S	Opponent	Score		RPI S	Opponent	Score		RPI S	Opponent	Score					
5 N	Texas	1	3	29 H	Oregon St.	3	0	94 A	Arizona	2	3	137 A	Arizona St.	3	0
6 N	Nebraska	3	1	43 A	Washington St.	3	2	94 H	Arizona	3	2	137 H	Arizona St.	3	0
7 A	Stanford	0	3					98 A	California	3	0	150 H	UTRGV	3	0
7 H	Stanford	0	3					98 H	California	3	0	169 H	Duquesne	3	0
8 A	Washington	2	3					100 H	Loyola Marymount	3	2	186 H	Northern Ill.	3	0
14 A	Utah	3	2												
14 H	Utah	3	1												
16 H	Wichita St.	3	0												
19 H	Cal Poly	3	0												
21 A	Colorado	1	3												
21 H	Colorado	2	3												
24 A	UCLA	1	3												
<hr/>															
LAST 10 GAMES															
94 A Arizona				2	3	14 H Utah				3	1				
137 A Arizona St.				3	0	137 H Arizona St.				3	0				
7 A Stanford				0	3	94 H Arizona				3	2				
98 A California				3	0	43 A Washington St.				3	2				
21 H Colorado				2	3	8 A Washington				2	3				

Non-Div. I Games:

Oregon

Average RPI Win:		111	WON-LOST RECORD		WINNING PCT. RANK		LAST 10 GAMES		STRENGTH OF SCHEDULE		OPP. STRENGTH OF SCHEDULE		TEAM RPI		ADJ RPI		CONF. RPI		ADJ CONF. RPI		
DIV. I ONLY			21- 4		.84 20		10- 0		42		42		21		.65417 23		6 6				
DIV. I NON-CONF.			7- 3		.7 77		0- 0		18		4		22		.65278 22		6 6				
TOTALS		RPI 1-25		RPI 26-50		W-L RECORDS		RPI 51-100		RPI 101-150		RPI 150+									
21- 4		1- 4		3- 0		OVERALL		4- 0		10- 0		3- 0									
8- 2		0- 2		0- 0		HOME		2- 0		5- 0		1- 0									
10- 1		1- 1		1- 0		AWAY		2- 0		4- 0		2- 0									
3- 1		0- 1		2- 0		NEUTRAL		0- 0		1- 0		0- 0									
7- 3		0- 3		3- 0		NON-CONFERENCE		1- 0		3- 0		0- 0									
3- 1		0- 1		0- 0		HOME		1- 0		2- 0		0- 0									
1- 1		0- 1		1- 0		AWAY		0- 0		0- 0		0- 0									
3- 1		0- 1		2- 0		NEUTRAL		0- 0		1- 0		0- 0									
14- 1		1- 1		0- 0		CONFERENCE		3- 0		7- 0		3- 0									
5- 1		0- 1		0- 0		HOME		1- 0		3- 0		1- 0									
9- 0		1- 0		0- 0		AWAY		2- 0		4- 0		2- 0									
0- 0		0- 0		0- 0		NEUTRAL		0- 0		0- 0		0- 0									
RPI	S	Opponent		Score		RPI	S	Opponent		Score		RPI	S	Opponent		Score					
5	H	Texas		1	3	30	N	Marquette		3	0	83	H	Villanova		3	0				
14	A	Utah		2	3	35	N	Missouri		3	0	85	A	Santa Clara		3	0				
20	A	BYU		3	1	47	A	Hawaii		3	0	100	A	Loyola Marymount		3	0				
20	H	BYU		1	3							100	H	Loyola Marymount		3	0				
24	N	UCLA		0	3																
						LAST 10 GAMES															
						143 A Gonzaga						3	0	106 A Pepperdine						3	2
						123 A Portland						3	0	100 A Loyola Marymount						3	0
						101 H Pacific						3	0	123 H Portland						3	0
						156 H Saint Mary's (CA)						3	0	143 H Gonzaga						3	0
						20 A BYU						3	1	156 A Saint Mary's (CA)						3	0

Non-Div. I Games:

San Diego

Average RPI Win:		87	WON-LOST		WINNING		LAST 10		STRENGTH OF		OPP. STRENGTH		TEAM		ADJ		CONF.		ADJ CONF.				
Average RPI Loss:		13	RECORD		PCT. RANK		GAMES		SCHEDULE		OF SCHEDULE		RPI		RPI		RPI		RPI				
DIV. I ONLY			16-9		.64		96		5-5		12		4		26		.64561		24				
DIV. I NON-CONF.			7-2		.77778		50		0-0		11		29		14		.67653		12				
TOTALS		RPI 1-25		RPI 26-50				W-L RECORDS				RPI 51-100				RPI 101-150				RPI 150+			
16-9		4-8		3-1				OVERALL				4-0				3-0				2-0			
7-4		2-4		1-0				HOME				3-0				1-0				0-0			
6-5		1-4		1-1				AWAY				1-0				2-0				1-0			
3-0		1-0		1-0				NEUTRAL				0-0				0-0				1-0			
7-2		1-2		2-0				NON-CONFERENCE				1-0				1-0				2-0			
1-0		0-0		0-0				HOME				1-0				0-0				0-0			
3-2		0-2		1-0				AWAY				0-0				1-0				1-0			
3-0		1-0		1-0				NEUTRAL				0-0				0-0				1-0			
9-7		3-6		1-1				CONFERENCE				3-0				2-0				0-0			
6-4		2-4		1-0				HOME				2-0				1-0				0-0			
3-3		1-2		0-1				AWAY				1-0				1-0				0-0			
0-0		0-0		0-0				NEUTRAL				0-0				0-0				0-0			
RPI	S	Opponent		Score		RPI	S	Opponent		Score		RPI	S	Opponent		Score		RPI	S	Opponent		Score	
6	A	Nebraska		0	3	30	N	Marquette		3	1	94	A	Arizona		3	0	111	A	New Mexico St.		3	0
6	A	Nebraska		0	3	43	A	Washington St.		2	3	94	H	Arizona		3	1	137	A	Arizona St.		3	1
7	H	Stanford		1	3	43	H	Washington St.		3	1	98	H	California		3	0	137	H	Arizona St.		3	0
8	A	Washington		0	3	47	A	Hawaii		3	2	100	H	Loyola Marymount		3	0	204	N	UNLV		3	0
8	H	Washington		1	3													206	A	Long Beach St.		3	1
9	H	Southern California		2	3																		
14	A	Utah		1	3																		
14	H	Utah		1	3																		
21	A	Colorado		3	2																		
21	H	Colorado		3	0																		
22	H	Oregon		3	1																		
23	N	San Diego		3	0																		
LAST 10 GAMES																							
14 H Utah						1	3	43 A Washington St.						2	3								
21 H Colorado						3	0	21 A Colorado						3	2								
137 H Arizona St.						3	0	14 A Utah						1	3								
94 H Arizona						3	1	98 H California						3	0								
8 A Washington						0	3	7 H Stanford						1	3								

Non-Div. I Games:

UCLA

Average RPI Win:		120	WON-LOST RECORD		WINNING PCT. RANK		LAST 10 GAMES		STRENGTH OF SCHEDULE		OPP. STRENGTH OF SCHEDULE		TEAM RPI		ADJ RPI		CONF. RPI		ADJ CONF. RPI					
DIV. I ONLY			20- 6		.76923		40		9- 1		43		32		25		.64211		25		5		5	
DIV. I NON-CONF.			6- 4		.6		119		0- 0		20		12		37		.62207		36		5		5	
TOTALS		RPI 1-25		RPI 26-50				W-L RECORDS				RPI 51-100				RPI 101-150				RPI 150+				
20- 6		0- 3		7- 2				OVERALL				3- 1				1- 0				9- 0				
11- 1		0- 0		5- 1				HOME				1- 0				1- 0				4- 0				
7- 4		0- 2		2- 1				AWAY				1- 1				0- 0				4- 0				
2- 1		0- 1		0- 0				NEUTRAL				1- 0				0- 0				1- 0				
6- 4		0- 3		1- 1				NON-CONFERENCE				2- 0				0- 0				3- 0				
3- 1		0- 0		1- 1				HOME				1- 0				0- 0				1- 0				
1- 2		0- 2		0- 0				AWAY				0- 0				0- 0				1- 0				
2- 1		0- 1		0- 0				NEUTRAL				1- 0				0- 0				1- 0				
14- 2		0- 0		6- 1				CONFERENCE				1- 1				1- 0				6- 0				
8- 0		0- 0		4- 0				HOME				0- 0				1- 0				3- 0				
6- 2		0- 0		2- 1				AWAY				1- 1				0- 0				3- 0				
0- 0		0- 0		0- 0				NEUTRAL				0- 0				0- 0				0- 0				
RPI	S	Opponent		Score		RPI	S	Opponent		Score		RPI	S	Opponent		Score		RPI	S	Opponent		Score		
3	A	Kentucky		0	3	26	H	Pittsburgh		3	2	54	H	Kennesaw St.		3	0	116	H	Georgia Tech		3	0	
4	N	Minnesota		1	3	27	H	Illinois		0	3	55	A	North Carolina		2	3	158	A	Wake Forest		3	0	
13	A	Wisconsin		0	3	28	A	Miami (FL)		1	3	74	N	UC Irvine		3	0	187	A	Virginia Tech		3	1	
						28	H	Miami (FL)		3	0	84	A	Duke		3	2	187	H	Virginia Tech		3	0	
						32	H	Western Ky.		3	1							193	A	Virginia		3	1	
						39	A	Florida St.		3	0							193	H	Virginia		3	0	
						39	H	Florida St.		3	0							204	A	UNLV		3	0	
						40	A	Notre Dame		3	2							215	N	Weber St.		3	1	
						40	H	Notre Dame		3	2							236	H	Kent St.		3	0	
																		257	H	Clemson		3	0	
LAST 10 GAMES																								
						187	H	Virginia Tech		3	0	40	A	Notre Dame		3	2							
						193	H	Virginia		3	0	39	A	Florida St.		3	0							
						84	A	Duke		3	2	28	A	Miami (FL)		1	3							
						158	A	Wake Forest		3	0	116	H	Georgia Tech		3	0							
						26	H	Pittsburgh		3	2	257	H	Clemson		3	0							

Non-Div. I Games:

Louisville

Average RPI Win:		118	WON-LOST RECORD		WINNING PCT. RANK		LAST 10 GAMES		STRENGTH OF SCHEDULE		OPP. STRENGTH OF SCHEDULE		TEAM RPI		ADJ RPI		CONF. RPI		ADJ CONF. RPI	
DIV. I ONLY			21- 6		.77778 34		8- 2		38		41		24		.64181 26		5		5	
DIV. I NON-CONF.			7- 4		.63636 100		0- 0		35		26		40		.61568 41		5		5	
TOTALS		RPI 1-25		RPI 26-50		W-L RECORDS		RPI 51-100		RPI 101-150		RPI 150+								
21- 6		0- 4		5- 2		OVERALL		5- 0		3- 0		8- 0								
12- 1		0- 0		2- 1		HOME		3- 0		1- 0		6- 0								
6- 3		0- 2		3- 1		AWAY		1- 0		1- 0		1- 0								
3- 2		0- 2		0- 0		NEUTRAL		1- 0		1- 0		1- 0								
7- 4		0- 3		0- 1		NON-CONFERENCE		3- 0		1- 0		3- 0								
3- 0		0- 0		0- 0		HOME		1- 0		0- 0		2- 0								
1- 2		0- 1		0- 1		AWAY		1- 0		0- 0		0- 0								
3- 2		0- 2		0- 0		NEUTRAL		1- 0		1- 0		1- 0								
14- 2		0- 1		5- 1		CONFERENCE		2- 0		2- 0		5- 0								
9- 1		0- 0		2- 1		HOME		2- 0		1- 0		4- 0								
5- 1		0- 1		3- 0		AWAY		0- 0		1- 0		1- 0								
0- 0		0- 0		0- 0		NEUTRAL		0- 0		0- 0		0- 0								
RPI	S	Opponent		Score		RPI	S	Opponent		Score		RPI	S	Opponent		Score				
8	A	Washington		0	3	28	A	Miami (FL)		3	1	53	A	Dayton		3	0			
9	N	Creighton		0	3	28	H	Miami (FL)		3	1	55	H	North Carolina		3	0			
15	N	Iowa St.		2	3	32	A	Western Ky.		2	3	75	H	Cleveland St.		3	0			
25	A	Louisville		2	3	36	H	NC State		1	3	84	H	Duke		3	1			
						39	A	Florida St.		3	1	99	N	ETSU		3	1			
						39	H	Florida St.		3	0									
						40	A	Notre Dame		3	0									
LAST 10 GAMES						LAST 10 GAMES						LAST 10 GAMES								
						84	H	Duke		3	1	25	A	Louisville		2	3			
						158	H	Wake Forest		3	0	36	H	NC State		1	3			
						39	H	Florida St.		3	0	55	H	North Carolina		3	0			
						28	H	Miami (FL)		3	1	234	A	Boston College		3	0			
						40	A	Notre Dame		3	0	131	A	Syracuse		3	0			

Non-Div. I Games:

Pittsburgh

Average RPI Win: 121		WON-LOST	WINNING	LAST 10	STRENGTH OF		OPP. STRENGTH	TEAM	ADJ	CONF.	ADJ CONF.
Average RPI Loss: 11		RECORD	PCT. RANK	GAMES	SCHEDULE		OF SCHEDULE	RPI	RPI	RPI	RPI
DIV. I ONLY		18- 9	.66667	77	5- 5		26	19	27	.63027	27
DIV. I NON-CONF.		9- 2	.81818	40	0- 0		67	55	32	.63466	31
TOTALS		RPI 1-25	RPI 26-50		W-L RECORDS		RPI 51-100		RPI 101-150		RPI 150+
18- 9		1- 8	6- 1		OVERALL		2- 0		3- 0		6- 0
5- 4		0- 4	3- 0		HOME		1- 0		1- 0		0- 0
7- 5		1- 4	2- 1		AWAY		1- 0		1- 0		2- 0
6- 0		0- 0	1- 0		NEUTRAL		0- 0		1- 0		4- 0
9- 2		1- 2	2- 0		NON-CONFERENCE		0- 0		1- 0		5- 0
0- 2		0- 2	0- 0		HOME		0- 0		0- 0		0- 0
3- 0		1- 0	1- 0		AWAY		0- 0		0- 0		1- 0
6- 0		0- 0	1- 0		NEUTRAL		0- 0		1- 0		4- 0
9- 7		0- 6	4- 1		CONFERENCE		2- 0		2- 0		1- 0
5- 2		0- 2	3- 0		HOME		1- 0		1- 0		0- 0
4- 5		0- 4	1- 1		AWAY		1- 0		1- 0		1- 0
0- 0		0- 0	0- 0		NEUTRAL		0- 0		0- 0		0- 0
RPI S	Opponent	Score	RPI S	Opponent	Score	RPI S	Opponent	Score	RPI S	Opponent	Score
1 A	Penn St.	0 3	32 N	Western Ky.	3 0	78 A	Northwestern	3 0	129 A	Indiana	3 0
1 H	Penn St.	0 3	34 A	Michigan	2 3	78 H	Northwestern	3 0	129 H	Indiana	3 1
4 A	Minnesota	2 3	34 H	Michigan	3 2				143 N	Gonzaga	3 0
6 A	Nebraska	1 3	38 H	Ohio St.	3 0				201 N	Chattanooga	3 1
7 H	Stanford	0 3	41 A	Missouri St.	3 2				210 N	Air Force	3 0
11 A	Michigan St.	0 3	45 A	Iowa	3 2				216 A	Montana St.	3 1
18 H	Purdue	0 3	46 H	Maryland	3 0				229 A	Rutgers	3 0
21 H	Colorado	2 3							236 N	Kent St.	3 0
25 A	Louisville	3 0							262 N	Tennessee St.	3 0
LAST 10 GAMES											
34 A	Michigan	2 3	4 A	Minnesota	2 3						
11 A	Michigan St.	0 3	6 A	Nebraska	1 3						
34 H	Michigan	3 2	45 A	Iowa	3 2						
78 H	Northwestern	3 0	46 H	Maryland	3 0						
1 H	Penn St.	0 3	38 H	Ohio St.	3 0						

Non-Div. I Games:

Illinois

Average RPI Win:	128	WON-LOST RECORD	WINNING PCT. RANK	LAST 10 GAMES	STRENGTH OF SCHEDULE	OPP. STRENGTH OF SCHEDULE	TEAM RPI	ADJ RPI	CONF. RPI	ADJ CONF. RPI		
Average RPI Loss:	31											
DIV. I ONLY		17- 5	.77273	39	8- 2	51	56	28	.62611	28	5	5
DIV. I NON-CONF.		6- 0	1	1	0- 0	137	163	25	.63483	30	5	5
<hr/>												
TOTALS	RPI 1-25	RPI 26-50		W-L RECORDS		RPI 51-100		RPI 101-150		RPI 150+		
17- 5	1- 1	3- 4		OVERALL		4- 0		3- 0		6- 0		
8- 2	1- 0	2- 2		HOME		1- 0		1- 0		3- 0		
5- 3	0- 1	1- 2		AWAY		1- 0		2- 0		1- 0		
4- 0	0- 0	0- 0		NEUTRAL		2- 0		0- 0		2- 0		
6- 0	0- 0	0- 0		NON-CONFERENCE		2- 0		2- 0		2- 0		
0- 0	0- 0	0- 0		HOME		0- 0		0- 0		0- 0		
2- 0	0- 0	0- 0		AWAY		0- 0		2- 0		0- 0		
4- 0	0- 0	0- 0		NEUTRAL		2- 0		0- 0		2- 0		
11- 5	1- 1	3- 4		CONFERENCE		2- 0		1- 0		4- 0		
8- 2	1- 0	2- 2		HOME		1- 0		1- 0		3- 0		
3- 3	0- 1	1- 2		AWAY		1- 0		0- 0		1- 0		
0- 0	0- 0	0- 0		NEUTRAL		0- 0		0- 0		0- 0		
RPI S	Opponent	Score	RPI S	Opponent	Score	RPI S	Opponent	Score	RPI S	Opponent	Score	
25 A	Louisville	0 3	26 A	Pittsburgh	1 3	55 H	North Carolina	3 0	104 A	FGCU	3 0	
25 H	Louisville	3 1	26 H	Pittsburgh	1 3	84 A	Duke	3 2	131 H	Syracuse	3 1	
			36 H	NC State	3 0	86 N	Fla. Atlantic	3 2	138 A	Southern Miss.	3 2	
			39 A	Florida St.	0 3	97 N	UCF	3 0	158 A	Wake Forest	3 0	
			39 H	Florida St.	3 0				187 H	Virginia Tech	3 1	
			40 A	Notre Dame	3 1				193 H	Virginia	3 2	
			40 H	Notre Dame	2 3				234 H	Boston College	3 2	
									251 N	Little Rock	3 1	
									313 N	Nicholls St.	3 0	
			LAST 10 GAMES									
			131 H	Syracuse	3 1	36 H	NC State	3 0				
			234 H	Boston College	3 2	40 H	Notre Dame	2 3				
			26 A	Pittsburgh	1 3	25 H	Louisville	3 1				
			39 H	Florida St.	3 0	158 A	Wake Forest	3 0				
			55 H	North Carolina	3 0	84 A	Duke	3 2				

Non-Div. I Games:

Miami (FL)

Average RPI Win:	125	WON-LOST	WINNING	LAST 10	STRENGTH OF	OPP. STRENGTH	TEAM	ADJ	CONF.	ADJ CONF.					
Average RPI Loss:	17	RECORD	PCT. RANK	GAMES	SCHEDULE	OF SCHEDULE	RPI	RPI	RPI	RPI					
DIV. I ONLY		19- 9	.67857	76	8- 2	31	33	29	.62248	29	1	1			
DIV. I NON-CONF.		10- 2	.83333	30	0- 0	59	140	31	.63021	34	1	1			
<hr/>															
TOTALS	RPI 1-25	RPI 26-50		W-L RECORDS		RPI 51-100		RPI 101-150		RPI 150+					
19- 9	2- 8	1- 1		OVERALL		5- 0		6- 0		5- 0					
7- 2	1- 2	0- 0		HOME		2- 0		4- 0		0- 0					
7- 6	1- 5	1- 1		AWAY		3- 0		2- 0		0- 0					
5- 1	0- 1	0- 0		NEUTRAL		0- 0		0- 0		5- 0					
<hr/>															
10- 2	0- 1	0- 1		NON-CONFERENCE		1- 0		4- 0		5- 0					
3- 0	0- 0	0- 0		HOME		0- 0		3- 0		0- 0					
2- 1	0- 0	0- 1		AWAY		1- 0		1- 0		0- 0					
5- 1	0- 1	0- 0		NEUTRAL		0- 0		0- 0		5- 0					
<hr/>															
9- 7	2- 7	1- 0		CONFERENCE		4- 0		2- 0		0- 0					
4- 2	1- 2	0- 0		HOME		2- 0		1- 0		0- 0					
5- 5	1- 5	1- 0		AWAY		2- 0		1- 0		0- 0					
0- 0	0- 0	0- 0		NEUTRAL		0- 0		0- 0		0- 0					
<hr/>															
RPI S	Opponent	Score		RPI S	Opponent	Score		RPI S	Opponent	Score		RPI S	Opponent	Score	
4 N	Minnesota	1	3	43 A	Washington St.	3	2	93 A	Boise St.	3	0	101 H	Pacific	3	1
7 A	Stanford	0	3	48 A	North Texas	0	3	94 A	Arizona	3	0	115 H	Kansas St.	3	0
7 H	Stanford	0	3					94 H	Arizona	3	0	123 A	Portland	3	1
8 A	Washington	3	2					98 A	California	3	0	125 H	Idaho	3	0
9 A	Southern California	1	3					98 H	California	3	0	137 A	Arizona St.	3	2
14 A	Utah	0	3									137 H	Arizona St.	3	1
14 H	Utah	3	1									154 N	Campbell	3	0
21 A	Colorado	2	3									205 N	Alabama St.	3	0
21 H	Colorado	1	3									218 N	Idaho St.	3	0
22 A	Oregon	0	3									243 N	Fresno St.	3	0
												270 N	New Orleans	3	0
<hr/>															
LAST 10 GAMES															
137 A Arizona St. 3 2 14 H Utah 3 1															
94 A Arizona 3 0 137 H Arizona St. 3 1															
98 A California 3 0 94 H Arizona 3 0															
7 A Stanford 0 3 43 A Washington St. 3 2															
21 H Colorado 1 3 8 A Washington 3 2															

Non-Div. I Games:

Oregon St.

Average RPI Win:	138	WON-LOST RECORD	WINNING PCT. RANK	LAST 10 GAMES	STRENGTH OF SCHEDULE	OPP. STRENGTH OF SCHEDULE	TEAM RPI	ADJ RPI	CONF. RPI	ADJ CONF. RPI				
DIV. I ONLY		20- 8	.71429	59	7- 3	39	52	32	.61996	30	7	7		
DIV. I NON-CONF.		6- 5	.54545	141	0- 0	17	20	46	.60832	45	7	7		
<hr/>														
TOTALS	RPI 1-25	RPI 26-50		W-L RECORDS		RPI 51-100		RPI 101-150		RPI 150+				
20- 8	1- 6	1- 0		OVERALL		5- 2		4- 0		9- 0				
9- 2	1- 1	0- 0		HOME		2- 1		1- 0		5- 0				
9- 3	0- 2	1- 0		AWAY		2- 1		2- 0		4- 0				
2- 3	0- 3	0- 0		NEUTRAL		1- 0		1- 0		0- 0				
6- 5	0- 5	1- 0		NON-CONFERENCE		1- 0		2- 0		2- 0				
1- 1	0- 1	0- 0		HOME		0- 0		0- 0		1- 0				
3- 1	0- 1	1- 0		AWAY		0- 0		1- 0		1- 0				
2- 3	0- 3	0- 0		NEUTRAL		1- 0		1- 0		0- 0				
14- 3	1- 1	0- 0		CONFERENCE		4- 2		2- 0		7- 0				
8- 1	1- 0	0- 0		HOME		2- 1		1- 0		4- 0				
6- 2	0- 1	0- 0		AWAY		2- 1		1- 0		3- 0				
0- 0	0- 0	0- 0		NEUTRAL		0- 0		0- 0		0- 0				
RPI S	Opponent	Score	RPI S	Opponent	Score	RPI S	Opponent	Score	RPI S	Opponent	Score			
3 H	Kentucky	1 3	47 A	Hawaii	3 2	56 A	Butler	3 0	102 A	IUPUI	3 1			
9 A	Creighton	0 3				56 H	Butler	2 3	126 A	St. John's (NY)	3 0			
9 H	Creighton	3 0				67 N	Miami (OH)	3 0	126 H	St. John's (NY)	3 0			
13 A	Wisconsin	1 3				83 A	Villanova	2 3	138 N	Southern Miss.	3 0			
16 N	Wichita St.	2 3				83 H	Villanova	3 2	152 A	Xavier	3 1			
23 N	San Diego	0 3				92 A	Seton Hall	3 2	152 H	Xavier	3 0			
24 N	UCLA	1 3				92 H	Seton Hall	3 0	177 A	Providence	3 0			
									177 H	Providence	3 0			
									209 A	Georgetown	3 0			
									209 H	Georgetown	3 0			
									233 A	Milwaukee	3 0			
									248 H	DePaul	3 0			
									264 H	Loyola Chicago	3 0			
<hr/>														
LAST 10 GAMES														
83 H Villanova						3	2	126 A St. John's (NY)					3	0
209 H Georgetown						3	0	56 H Butler					2	3
177 A Providence						3	0	152 H Xavier					3	0
9 A Creighton						0	3	209 A Georgetown					3	0
92 A Seton Hall						3	2	83 A Villanova					2	3

Non-Div. I Games:

Marquette

Average RPI Win:		146	WON-LOST RECORD		WINNING PCT. RANK		LAST 10 GAMES		STRENGTH OF SCHEDULE		OPP. STRENGTH OF SCHEDULE		TEAM RPI		ADJ RPI		CONF. RPI		ADJ CONF. RPI	
Average RPI Loss:		78																		
DIV. I ONLY			25- 3		.89286		9		9- 1		125		75		30		.61819		31	
DIV. I NON-CONF.			10- 2		.83333		30		0- 0		119		35		38		.61777		39	
TOTALS			RPI 1-25		RPI 26-50		W-L RECORDS		RPI 51-100		RPI 101-150		RPI 150+							
25- 3			0- 1		2- 0		OVERALL		6- 1		2- 1		15- 0							
15- 2			0- 1		1- 0		HOME		3- 1		2- 0		9- 0							
8- 1			0- 0		1- 0		AWAY		2- 0		0- 1		5- 0							
2- 0			0- 0		0- 0		NEUTRAL		1- 0		0- 0		1- 0							
10- 2			0- 1		2- 0		NON-CONFERENCE		2- 1		1- 0		5- 0							
7- 2			0- 1		1- 0		HOME		1- 1		1- 0		4- 0							
1- 0			0- 0		1- 0		AWAY		0- 0		0- 0		0- 0							
2- 0			0- 0		0- 0		NEUTRAL		1- 0		0- 0		1- 0							
15- 1			0- 0		0- 0		CONFERENCE		4- 0		1- 1		10- 0							
8- 0			0- 0		0- 0		HOME		2- 0		1- 0		5- 0							
7- 1			0- 0		0- 0		AWAY		2- 0		0- 1		5- 0							
0- 0			0- 0		0- 0		NEUTRAL		0- 0		0- 0		0- 0							
RPI	S	Opponent	Score		RPI	S	Opponent	Score		RPI	S	Opponent	Score		RPI	S	Opponent	Score		
21	H	Colorado	2	3	34	H	Michigan	3	0	66	N	TCU	3	2	114	H	Ball St.	3	1	
					39	A	Florida St.	3	0	79	A	Wyoming	3	0	128	A	San Jose St.	2	3	
										79	H	Wyoming	3	1	128	H	San Jose St.	3	0	
										84	H	Duke	2	3	152	H	Xavier	3	0	
										93	A	Boise St.	3	2	160	H	Albany (NY)	3	0	
										93	H	Boise St.	3	0	167	A	Utah St.	3	0	
										97	H	UCF	3	1	167	H	Utah St.	3	0	
															175	A	New Mexico	3	2	
															175	H	New Mexico	3	0	
															184	H	Northern Colo.	3	0	
															192	N	UNC Asheville	3	0	
															204	A	UNLV	3	0	
															204	H	UNLV	3	0	
															208	A	Nevada	3	0	
															208	H	Nevada	3	0	
															210	A	Air Force	3	0	
															210	H	Air Force	3	0	
															218	H	Idaho St.	3	0	
LAST 10 GAMES																				
128 A San Jose St.					2	3	79 H Wyoming					3	1							
208 A Nevada					3	0	175 A New Mexico					3	2							
93 H Boise St.					3	0	204 A UNLV					3	0							
167 H Utah St.					3	0	208 H Nevada					3	0							
210 H Air Force					3	0	128 H San Jose St.					3	0							

Non-Div. I Games:

Colorado St.

Average RPI Win:	165	WON-LOST RECORD	WINNING PCT. RANK	LAST 10 GAMES	STRENGTH OF SCHEDULE	OPP. STRENGTH OF SCHEDULE	TEAM RPI	ADJ RPI	CONF. RPI	ADJ CONF. RPI	
DIV. I ONLY		27- 3	.9 8	9- 1	129	90	31	.61744	32	13	13
DIV. I NON-CONF.		14- 2	.875 21	1- 0	97	37	28	.63665	26	15	15
<hr/>											
TOTALS	RPI 1-25	RPI 26-50		W-L RECORDS	RPI 51-100		RPI 101-150		RPI 150+		
27- 3	0- 1	2- 2		OVERALL	7- 0		4- 0		14- 0		
12- 0	0- 0	1- 0		HOME	2- 0		3- 0		6- 0		
10- 2	0- 1	1- 1		AWAY	4- 0		1- 0		4- 0		
5- 1	0- 0	0- 1		NEUTRAL	1- 0		0- 0		4- 0		
<hr/>											
14- 2	0- 1	2- 1		NON-CONFERENCE	5- 0		2- 0		5- 0		
5- 0	0- 0	1- 0		HOME	2- 0		1- 0		1- 0		
4- 1	0- 1	1- 0		AWAY	2- 0		1- 0		0- 0		
5- 1	0- 0	0- 1		NEUTRAL	1- 0		0- 0		4- 0		
<hr/>											
13- 1	0- 0	0- 1		CONFERENCE	2- 0		2- 0		9- 0		
7- 0	0- 0	0- 0		HOME	0- 0		2- 0		5- 0		
6- 1	0- 0	0- 1		AWAY	2- 0		0- 0		4- 0		
0- 0	0- 0	0- 0		NEUTRAL	0- 0		0- 0		0- 0		
<hr/>											
RPI S	Opponent	Score	RPI S	Opponent	Score	RPI S	Opponent	Score	RPI S	Opponent	Score
25 A	Louisville	1 3	26 H	Pittsburgh	3 2	53 N	Dayton	3 1	107 H	UTSA	3 0
			27 N	Illinois	0 3	59 H	Austin Peay	3 0	138 H	Southern Miss.	3 0
			38 A	Ohio St.	3 0	64 A	Rice	3 0	146 H	Saint Louis	3 0
			48 A	North Texas	2 3	67 A	Miami (OH)	3 1	149 A	Belmont	3 0
						86 A	Fla. Atlantic	3 2	172 N	Northern Ariz.	3 0
						90 A	Lipscomb	3 0	180 A	Charlotte	3 0
						99 H	ETSU	3 1	186 N	Northern Ill.	3 0
									195 H	Marshall	3 1
									228 N	Southern Ill.	3 0
									236 N	Kent St.	3 0
									249 A	UAB	3 0
									249 H	UAB	3 0
									262 H	Tennessee St.	3 0
									273 H	UTEP	3 0
									274 A	FIU	3 0
									279 H	Louisiana Tech	3 0
									280 A	Middle Tenn.	3 0
									280 H	Middle Tenn.	3 0
<hr/>											
			LAST 10 GAMES								
			48 A	North Texas	2 3	107 H	UTSA	3 0			
			280 A	Middle Tenn.	3 0	273 H	UTEP	3 0			
			64 A	Rice	3 0	274 A	FIU	3 0			
			249 H	UAB	3 0	249 A	UAB	3 0			
			195 H	Marshall	3 1	59 H	Austin Peay	3 0			

Non-Div. I Games:

Western Ky.

Average RPI Win: 142		WON-LOST RECORD		WINNING PCT. RANK		LAST 10 GAMES		STRENGTH OF SCHEDULE		OPP. STRENGTH OF SCHEDULE		TEAM RPI		ADJ RPI		CONF. RPI		ADJ CONF. RPI	
DIV. I ONLY		18- 7		.72 55		7- 3		53		45		35		.61174 33		4		4	
DIV. I NON-CONF.		9- 2		.81818 40		0- 0		133		141		57		.59452 57		3		4	
TOTALS		RPI 1-25		RPI 26-50		W-L RECORDS		RPI 51-100		RPI 101-150		RPI 150+							
18- 7		0- 4		4- 1		OVERALL		4- 2		2- 0		8- 0							
6- 2		0- 1		1- 0		HOME		3- 1		0- 0		2- 0							
7- 5		0- 3		3- 1		AWAY		0- 1		1- 0		3- 0							
5- 0		0- 0		0- 0		NEUTRAL		1- 0		1- 0		3- 0							
9- 2		0- 1		1- 0		NON-CONFERENCE		1- 1		1- 0		6- 0							
1- 0		0- 0		0- 0		HOME		0- 0		0- 0		1- 0							
3- 2		0- 1		1- 0		AWAY		0- 1		0- 0		2- 0							
5- 0		0- 0		0- 0		NEUTRAL		1- 0		1- 0		3- 0							
9- 5		0- 3		3- 1		CONFERENCE		3- 1		1- 0		2- 0							
5- 2		0- 1		1- 0		HOME		3- 1		0- 0		1- 0							
4- 3		0- 2		2- 1		AWAY		0- 0		1- 0		1- 0							
0- 0		0- 0		0- 0		NEUTRAL		0- 0		0- 0		0- 0							
RPI S	Opponent	Score		RPI S	Opponent	Score		RPI S	Opponent	Score		RPI S	Opponent	Score					
2 A	Florida	0	3	35 A	Missouri	0	3	51 H	Alabama	3	1	130 N	LIU Brooklyn	3	0				
3 A	Kentucky	0	3	37 A	Auburn	3	0	55 A	North Carolina	1	3	139 A	South Carolina	3	1				
3 H	Kentucky	2	3	44 A	High Point	3	2	58 H	Texas A&M	3	0	173 A	South Fla.	3	0				
17 A	Baylor	1	3	49 A	Arkansas	3	1	73 H	Ole Miss	3	2	189 A	Mississippi St.	3	0				
				49 H	Arkansas	3	2	78 N	Northwestern	3	2	189 H	Mississippi St.	3	0				
								88 H	Tennessee	0	3	198 H	Houston	3	0				
												200 A	UConn	3	2				
												281 N	Iona	3	0				
												301 N	Hartford	3	0				
												319 N	Ark.-Pine Bluff	3	0				
				LAST 10 GAMES															
				189 A Mississippi St.				3	0	73 H Ole Miss				3	2				
				35 A Missouri				0	3	51 H Alabama				3	1				
				49 A Arkansas				3	1	37 A Auburn				3	0				
				88 H Tennessee				0	3	49 H Arkansas				3	2				
				3 H Kentucky				2	3	189 H Mississippi St.				3	0				

Non-Div. I Games:

LSU

Average RPI Win:	119	WON-LOST RECORD	WINNING PCT. RANK	LAST 10 GAMES	STRENGTH OF SCHEDULE	OPP. STRENGTH OF SCHEDULE	TEAM RPI	ADJ RPI	CONF. RPI	ADJ CONF. RPI		
DIV. I ONLY		17- 11	.60714	108	5- 5	27	22	36	.61132	34	2	2
DIV. I NON-CONF.		10- 2	.83333	30	0- 0	57	89	24	.63711	25	2	2
<hr/>												
TOTALS	RPI 1-25	RPI 26-50		W-L RECORDS		RPI 51-100		RPI 101-150		RPI 150+		
17- 11	0- 7	6- 3		OVERALL		2- 1		3- 0		6- 0		
11- 3	0- 2	5- 0		HOME		1- 1		2- 0		3- 0		
3- 8	0- 5	1- 3		AWAY		1- 0		0- 0		1- 0		
3- 0	0- 0	0- 0		NEUTRAL		0- 0		1- 0		2- 0		
<hr/>												
10- 2	0- 1	1- 1		NON-CONFERENCE		2- 0		3- 0		4- 0		
6- 0	0- 0	1- 0		HOME		1- 0		2- 0		2- 0		
1- 2	0- 1	0- 1		AWAY		1- 0		0- 0		0- 0		
3- 0	0- 0	0- 0		NEUTRAL		0- 0		1- 0		2- 0		
<hr/>												
7- 9	0- 6	5- 2		CONFERENCE		0- 1		0- 0		2- 0		
5- 3	0- 2	4- 0		HOME		0- 1		0- 0		1- 0		
2- 6	0- 4	1- 2		AWAY		0- 0		0- 0		1- 0		
0- 0	0- 0	0- 0		NEUTRAL		0- 0		0- 0		0- 0		
<hr/>												
RPI	S	Opponent	Score	RPI	S	Opponent	Score	RPI	S	Opponent	Score	
1	A	Penn St.	0 3	27	A	Illinois	2 3	56	H	Butler	3 0	
4	A	Minnesota	1 3	27	H	Illinois	3 2	78	H	Northwestern	2 3	
4	H	Minnesota	0 3	31	A	Colorado St.	0 3	100	A	Loyola Marymount	3 0	
6	H	Nebraska	0 3	36	H	NC State	3 0					
9	A	Southern California	1 3	38	A	Ohio St.	3 1					
11	A	Michigan St.	1 3	38	H	Ohio St.	3 1					
13	A	Wisconsin	0 3	45	A	Iowa	1 3					
				45	H	Iowa	3 0					
				46	H	Maryland	3 1					
<hr/>												
				LAST 10 GAMES								
				27	H	Illinois	3 2	45	H	Iowa	3 0	
				78	H	Northwestern	2 3	38	A	Ohio St.	3 1	
				27	A	Illinois	2 3	11	A	Michigan St.	1 3	
				229	H	Rutgers	3 0	1	A	Penn St.	0 3	
				6	H	Nebraska	0 3	229	A	Rutgers	3 1	

Non-Div. I Games:

Michigan

Average RPI Win: 109		WON-LOST	WINNING	LAST 10	STRENGTH OF		OPP. STRENGTH	TEAM	ADJ	CONF.	ADJ CONF.
Average RPI Loss: 41		RECORD	PCT. RANK	GAMES	SCHEDULE		OF SCHEDULE	RPI	RPI	RPI	RPI
DIV. I ONLY		17- 10	.62963	99	7- 3		28	34	33	.61021	35
DIV. I NON-CONF.		7- 6	.53846	145	0- 0		28	69	69	.58368	70
TOTALS		RPI 1-25	RPI 26-50		W-L RECORDS		RPI 51-100		RPI 101-150		RPI 150+
17- 10	0- 5	2- 1		OVERALL		8- 4		3- 0		4- 0	
4- 2	0- 1	1- 0		HOME		2- 1		0- 0		1- 0	
7- 5	0- 2	1- 0		AWAY		4- 3		1- 0		1- 0	
6- 3	0- 2	0- 1		NEUTRAL		2- 0		2- 0		2- 0	
7- 6	0- 3	0- 1		NON-CONFERENCE		2- 2		2- 0		3- 0	
0- 0	0- 0	0- 0		HOME		0- 0		0- 0		0- 0	
1- 3	0- 1	0- 0		AWAY		0- 2		0- 0		1- 0	
6- 3	0- 2	0- 1		NEUTRAL		2- 0		2- 0		2- 0	
10- 4	0- 2	2- 0		CONFERENCE		6- 2		1- 0		1- 0	
4- 2	0- 1	1- 0		HOME		2- 1		0- 0		1- 0	
6- 2	0- 1	1- 0		AWAY		4- 1		1- 0		0- 0	
0- 0	0- 0	0- 0		NEUTRAL		0- 0		0- 0		0- 0	
RPI S	Opponent	Score		RPI S	Opponent	Score		RPI S	Opponent	Score	
2 A	Florida	1	3	33 H	LSU	3	0	51 A	Alabama	3	0
3 H	Kentucky	1	3	37 A	Auburn	3	2	57 A	Georgia	3	1
14 A	Utah	0	3	50 N	UNI	2	3	57 H	Georgia	0	3
20 N	BYU	1	3					58 A	Texas A&M	3	1
23 N	San Diego	0	3					58 H	Texas A&M	3	0
								59 A	Austin Peay	2	3
								73 A	Ole Miss	3	1
								73 H	Ole Miss	3	0
								87 N	Sacramento St.	3	2
								87 N	Sacramento St.	3	1
								88 A	Tennessee	1	3
								93 A	Boise St.	0	3
LAST 10 GAMES											
	2 A	Florida	1	3		73 A	Ole Miss	3	1		
	139 A	South Carolina	3	2		57 H	Georgia	0	3		
	33 H	LSU	3	0		88 A	Tennessee	1	3		
	58 H	Texas A&M	3	0		189 H	Mississippi St.	3	0		
	57 A	Georgia	3	1		73 H	Ole Miss	3	0		

Non-Div. I Games:

Missouri

NC State		Average RPI Win:	138	WON-LOST RECORD	WINNING PCT. RANK	LAST 10 GAMES	STRENGTH OF SCHEDULE	OPP. STRENGTH OF SCHEDULE	TEAM RPI	ADJ RPI	CONF. RPI	ADJ CONF. RPI
DIV. I ONLY			19- 8		.7037 64	8- 2	54	46	40	.60987 36	5	5
DIV. I NON-CONF.			5- 6		.45455 197	0- 0	14	18	63	.59069 60	5	5
TOTALS		RPI 1-25	RPI 26-50		W-L RECORDS		RPI 51-100		RPI 101-150		RPI 150+	
19- 8	0- 3		4- 4	OVERALL		2- 1		5- 0		8- 0		
11- 3	0- 2		1- 1	HOME		2- 0		3- 0		5- 0		
5- 3	0- 0		3- 2	AWAY		0- 1		1- 0		1- 0		
3- 2	0- 1		0- 1	NEUTRAL		0- 0		1- 0		2- 0		
5- 6	0- 3		1- 3	NON-CONFERENCE		0- 0		2- 0		2- 0		
1- 3	0- 2		0- 1	HOME		0- 0		1- 0		0- 0		
1- 1	0- 0		1- 1	AWAY		0- 0		0- 0		0- 0		
3- 2	0- 1		0- 1	NEUTRAL		0- 0		1- 0		2- 0		
14- 2	0- 0		3- 1	CONFERENCE		2- 1		3- 0		6- 0		
10- 0	0- 0		1- 0	HOME		2- 0		2- 0		5- 0		
4- 2	0- 0		2- 1	AWAY		0- 1		1- 0		1- 0		
0- 0	0- 0		0- 0	NEUTRAL		0- 0		0- 0		0- 0		
RPI S	Opponent	Score	RPI S	Opponent	Score	RPI S	Opponent	Score	RPI S	Opponent	Score	
2 N	Florida	0 3	26 A	Pittsburgh	3 1	55 A	North Carolina	1 3	116 A	Georgia Tech	3 1	
12 H	Kansas	1 3	28 A	Miami (FL)	0 3	55 H	North Carolina	3 2	116 H	Georgia Tech	3 0	
12 H	Kansas	2 3	34 A	Michigan	0 3	84 H	Duke	3 0	130 H	LIU Brooklyn	3 0	
			37 N	Auburn	2 3				131 H	Syracuse	3 0	
			39 A	Florida St.	3 2				134 N	Cincinnati	3 0	
			40 H	Notre Dame	3 2				158 H	Wake Forest	3 0	
			41 H	Missouri St.	2 3				181 N	UNCW	3 2	
			44 A	High Point	3 0				187 H	Virginia Tech	3 1	
									193 H	Virginia	3 0	
									233 N	Milwaukee	3 0	
									234 H	Boston College	3 0	
									257 A	Clemson	3 0	
									257 H	Clemson	3 1	
			LAST 10 GAMES									
			116 H	Georgia Tech	3 0	28 A	Miami (FL)	0 3				
			257 H	Clemson	3 1	26 A	Pittsburgh	3 1				
			234 H	Boston College	3 0	55 A	North Carolina	1 3				
			131 H	Syracuse	3 0	187 H	Virginia Tech	3 1				
			39 A	Florida St.	3 2	193 H	Virginia	3 0				

Non-Div. I Games:

NC State

■ Loss,
 ■ Non-Conf,
 S Site,
 H Home,
 A Away,
 N Neutral

Page 37

Average RPI Win: 108		WON-LOST	WINNING	LAST 10	STRENGTH OF		OPP. STRENGTH	TEAM	ADJ	CONF.	ADJ CONF.
Average RPI Loss: 24		RECORD	PCT. RANK	GAMES	SCHEDULE		OF SCHEDULE	RPI	RPI	RPI	RPI
DIV. I ONLY		14- 13	.51852	155	4- 6		6	18	43	.60887	38
DIV. I NON-CONF.		7- 4	.63636	100	0- 0		6	61	29	.63655	27
TOTALS		RPI 1-25	RPI 26-50		W-L RECORDS		RPI 51-100		RPI 101-150		RPI 150+
14- 13		2- 6	2- 7		OVERALL		3- 0		4- 0		3- 0
8- 6		0- 3	2- 3		HOME		2- 0		2- 0		2- 0
4- 7		2- 3	0- 4		AWAY		1- 0		0- 0		1- 0
2- 0		0- 0	0- 0		NEUTRAL		0- 0		2- 0		0- 0
7- 4		0- 1	1- 3		NON-CONFERENCE		2- 0		3- 0		1- 0
5- 2		0- 0	1- 2		HOME		2- 0		1- 0		1- 0
0- 2		0- 1	0- 1		AWAY		0- 0		0- 0		0- 0
2- 0		0- 0	0- 0		NEUTRAL		0- 0		2- 0		0- 0
7- 9		2- 5	1- 4		CONFERENCE		1- 0		1- 0		2- 0
3- 4		0- 3	1- 1		HOME		0- 0		1- 0		1- 0
4- 5		2- 2	0- 3		AWAY		1- 0		0- 0		1- 0
0- 0		0- 0	0- 0		NEUTRAL		0- 0		0- 0		0- 0
RPI S	Opponent	Score	RPI S	Opponent	Score	RPI S	Opponent	Score	RPI S	Opponent	Score
1 H	Penn St.	2 3	27 A	Illinois	0 3	53 H	Dayton	3 0	108 H	Oakland	3 1
4 A	Minnesota	0 3	32 H	Western Ky.	0 3	78 A	Northwestern	3 0	129 H	Indiana	3 0
4 H	Minnesota	0 3	34 A	Michigan	1 3	90 H	Lipscomb	3 0	146 N	Saint Louis	3 1
11 A	Michigan St.	0 3	34 H	Michigan	1 3				150 N	UTRGV	3 0
13 A	Wisconsin	3 2	40 A	Notre Dame	1 3				186 H	Northern Ill.	3 1
18 A	Purdue	3 1	40 H	Notre Dame	3 0				229 A	Rutgers	3 0
18 H	Purdue	0 3	41 H	Missouri St.	1 3				229 H	Rutgers	3 0
20 A	BYU	1 3	45 A	Iowa	1 3						
			46 H	Maryland	3 0						
LAST 10 GAMES											
			45 A	Iowa	1 3	18 H	Purdue	0 3			
			229 A	Rutgers	3 0	34 H	Michigan	1 3			
			4 A	Minnesota	0 3	4 H	Minnesota	0 3			
			13 A	Wisconsin	3 2	78 A	Northwestern	3 0			
			129 H	Indiana	3 0	27 A	Illinois	0 3			

Non-Div. I Games:

Ohio St.

Average RPI Win:	118	WON-LOST RECORD	WINNING PCT. RANK	LAST 10 GAMES	STRENGTH OF SCHEDULE	OPP. STRENGTH OF SCHEDULE	TEAM RPI	ADJ RPI	CONF. RPI	ADJ CONF. RPI		
DIV. I ONLY		14- 10	.58333	121	3- 3	20	31	41	.60812	39	5	5
DIV. I NON-CONF.		6- 2	.75	58	1- 0	21	5	19	.66285	18	5	5
<hr/>												
TOTALS	RPI 1-25	RPI 26-50		W-L RECORDS		RPI 51-100		RPI 101-150		RPI 150+		
14- 10	1- 3	2- 7		OVERALL		4- 0		1- 0		6- 0		
9- 5	0- 1	2- 4		HOME		2- 0		1- 0		4- 0		
3- 5	1- 2	0- 3		AWAY		1- 0		0- 0		1- 0		
2- 0	0- 0	0- 0		NEUTRAL		1- 0		0- 0		1- 0		
<hr/>												
6- 2	1- 1	1- 1		NON-CONFERENCE		2- 0		0- 0		2- 0		
3- 1	0- 0	1- 1		HOME		1- 0		0- 0		1- 0		
1- 1	1- 1	0- 0		AWAY		0- 0		0- 0		0- 0		
2- 0	0- 0	0- 0		NEUTRAL		1- 0		0- 0		1- 0		
<hr/>												
8- 8	0- 2	1- 6		CONFERENCE		2- 0		1- 0		4- 0		
6- 4	0- 1	1- 3		HOME		1- 0		1- 0		3- 0		
2- 4	0- 1	0- 3		AWAY		1- 0		0- 0		1- 0		
0- 0	0- 0	0- 0		NEUTRAL		0- 0		0- 0		0- 0		
<hr/>												
RPI S	Opponent	Score		RPI S	Opponent	Score		RPI S	Opponent	Score		
2 A	Florida	0	3	26 A	Pittsburgh	0	3	55 H	North Carolina	3	0	
17 A	Baylor	3	1	26 H	Pittsburgh	1	3	66 H	TCU	3	1	
25 A	Louisville	0	3	28 A	Miami (FL)	0	3	84 A	Duke	3	1	
25 H	Louisville	0	3	28 H	Miami (FL)	3	0	96 N	Illinois St.	3	2	
				31 H	Colorado St.	0	3					
				36 H	NC State	2	3					
				37 H	Auburn	3	2					
				40 A	Notre Dame	2	3					
				40 H	Notre Dame	1	3					
<hr/>												
LAST 10 GAMES												
				37 H	Auburn	3	2	36 H	NC State	2	3	
				234 H	Boston College	3	0	55 H	North Carolina	3	0	
				131 H	Syracuse	3	1	25 H	Louisville	0	3	
				26 A	Pittsburgh	0	3	40 H	Notre Dame	1	3	
				28 A	Miami (FL)	0	3	84 A	Duke	3	1	

Non-Div. I Games:

Florida St.

Average RPI Win: 136		WON-LOST	WINNING	LAST 10	STRENGTH OF		OPP. STRENGTH	TEAM	ADJ	CONF.	ADJ CONF.
Average RPI Loss: 47		RECORD	PCT. RANK	GAMES	SCHEDULE		OF SCHEDULE	RPI	RPI	RPI	RPI
DIV. I ONLY		19- 8	.7037	64	61		53	45	.60596	40	5
DIV. I NON-CONF.		10- 1	.90909	15	62		76	21	.65849	21	5
TOTALS		RPI 1-25	RPI 26-50		W-L RECORDS		RPI 51-100		RPI 101-150		RPI 150+
19- 8		1- 2	5- 4		OVERALL		0- 1		2- 1		11- 0
11- 4		1- 1	2- 2		HOME		0- 0		1- 1		7- 0
7- 4		0- 1	2- 2		AWAY		0- 1		1- 0		4- 0
1- 0		0- 0	1- 0		NEUTRAL		0- 0		0- 0		0- 0
10- 1		1- 0	2- 1		NON-CONFERENCE		0- 0		2- 0		5- 0
7- 0		1- 0	1- 0		HOME		0- 0		1- 0		4- 0
2- 1		0- 0	0- 1		AWAY		0- 0		1- 0		1- 0
1- 0		0- 0	1- 0		NEUTRAL		0- 0		0- 0		0- 0
9- 7		0- 2	3- 3		CONFERENCE		0- 1		0- 1		6- 0
4- 4		0- 1	1- 2		HOME		0- 0		0- 1		3- 0
5- 3		0- 1	2- 1		AWAY		0- 1		0- 0		3- 0
0- 0		0- 0	0- 0		NEUTRAL		0- 0		0- 0		0- 0
RPI S	Opponent	Score	RPI S	Opponent	Score	RPI S	Opponent	Score	RPI S	Opponent	Score
11 H	Michigan St.	3 0	26 H	Pittsburgh	0 3	84 A	Duke	1 3	111 H	New Mexico St.	3 1
25 A	Louisville	2 3	28 A	Miami (FL)	3 2				112 A	Bowling Green	3 0
25 H	Louisville	2 3	28 H	Miami (FL)	1 3				116 H	Georgia Tech	1 3
			36 A	NC State	2 3				158 A	Wake Forest	3 2
			38 A	Ohio St.	0 3				165 H	Central Mich.	3 0
			38 H	Ohio St.	3 1				183 H	Valparaiso	3 1
			39 A	Florida St.	3 1				187 A	Virginia Tech	3 1
			39 H	Florida St.	3 2				187 H	Virginia Tech	3 0
			42 N	VCU	3 1				193 A	Virginia	3 1
									193 H	Virginia	3 0
									197 H	Rhode Island	3 0
									224 A	Toledo	3 0
									228 H	Southern Ill.	3 0
									257 H	Clemson	3 0
			LAST 10 GAMES								
			193 H	Virginia	3 0	25 H	Louisville	2 3			
			187 H	Virginia Tech	3 0	28 A	Miami (FL)	3 2			
			158 A	Wake Forest	3 2	39 A	Florida St.	3 1			
			84 A	Duke	1 3	257 H	Clemson	3 0			
			26 H	Pittsburgh	0 3	116 H	Georgia Tech	1 3			

Non-Div. I Games:

Notre Dame

Average RPI Win:		169	WON-LOST RECORD		WINNING PCT. RANK		LAST 10 GAMES		STRENGTH OF SCHEDULE		OPP. STRENGTH OF SCHEDULE		TEAM RPI		ADJ RPI		CONF. RPI		ADJ CONF. RPI	
DIV. I ONLY			24- 5		.82759 21		10- 0		110		87		37		.60505 41		15		15	
DIV. I NON-CONF.			8- 5		.61538 112		0- 0		79		13		71		.58418 68		14		13	
TOTALS		RPI 1-25		RPI 26-50		W-L RECORDS		RPI 51-100		RPI 101-150		RPI 150+								
24- 5		0- 2		4- 2		OVERALL		3- 1		4- 0		13- 0								
11- 2		0- 0		1- 2		HOME		1- 0		1- 0		8- 0								
11- 0		0- 0		3- 0		AWAY		1- 0		2- 0		5- 0								
2- 3		0- 2		0- 0		NEUTRAL		1- 1		1- 0		0- 0								
8- 5		0- 2		2- 2		NON-CONFERENCE		1- 1		2- 0		3- 0								
2- 2		0- 0		0- 2		HOME		0- 0		0- 0		2- 0								
4- 0		0- 0		2- 0		AWAY		0- 0		1- 0		1- 0								
2- 3		0- 2		0- 0		NEUTRAL		1- 1		1- 0		0- 0								
16- 0		0- 0		2- 0		CONFERENCE		2- 0		2- 0		10- 0								
9- 0		0- 0		1- 0		HOME		1- 0		1- 0		6- 0								
7- 0		0- 0		1- 0		AWAY		1- 0		1- 0		4- 0								
0- 0		0- 0		0- 0		NEUTRAL		0- 0		0- 0		0- 0								
RPI	S	Opponent		Score		RPI	S	Opponent		Score		RPI	S	Opponent		Score				
8	N	Washington		1	3	27	H	Illinois		2	3	79	N	Wyoming		3	0			
12	N	Kansas		1	3	36	A	NC State		3	2	90	N	Lipscomb		2	3			
						38	A	Ohio St.		3	1	96	A	Illinois St.		3	2			
						43	H	Washington St.		2	3	96	H	Illinois St.		3	1			
						50	A	UNI		3	1									
						50	H	UNI		3	0									
						LAST 10 GAMES														
						124 H Drake						269 A Evansville								
						50 H UNI						96 H Illinois St.								
						228 H Southern Ill.						259 H Bradley								
						183 H Valparaiso						50 A UNI								
						245 A Indiana St.						124 A Drake								

Non-Div. I Games:

Missouri St.

Average RPI Win:	192	WON-LOST RECORD	WINNING PCT. RANK	LAST 10 GAMES	STRENGTH OF SCHEDULE	OPP. STRENGTH OF SCHEDULE	TEAM RPI	ADJ RPI	CONF. RPI	ADJ CONF. RPI		
DIV. I ONLY		28- 2	.93333	3	10- 0	192	143	38	.60369	42	17	17
DIV. I NON-CONF.		14- 2	.875	21	0- 0	163	112	49	.60078	48	17	18
<hr/>												
TOTALS	RPI 1-25	RPI 26-50		W-L RECORDS		RPI 51-100		RPI 101-150		RPI 150+		
28- 2	0- 0	1- 1		OVERALL		4- 1		3- 0		20- 0		
12- 0	0- 0	0- 0		HOME		3- 0		2- 0		7- 0		
11- 1	0- 0	1- 0		AWAY		0- 1		0- 0		10- 0		
5- 1	0- 0	0- 1		NEUTRAL		1- 0		1- 0		3- 0		
14- 2	0- 0	1- 1		NON-CONFERENCE		3- 1		2- 0		8- 0		
5- 0	0- 0	0- 0		HOME		2- 0		1- 0		2- 0		
4- 1	0- 0	1- 0		AWAY		0- 1		0- 0		3- 0		
5- 1	0- 0	0- 1		NEUTRAL		1- 0		1- 0		3- 0		
14- 0	0- 0	0- 0		CONFERENCE		1- 0		1- 0		12- 0		
7- 0	0- 0	0- 0		HOME		1- 0		1- 0		5- 0		
7- 0	0- 0	0- 0		AWAY		0- 0		0- 0		7- 0		
0- 0	0- 0	0- 0		NEUTRAL		0- 0		0- 0		0- 0		
RPI	S	Opponent	Score	RPI	S	Opponent	Score	RPI	S	Opponent	Score	
40	N	Notre Dame	1 3	53	H	Dayton	3 2	112	H	Bowling Green	3 0	
44	A	High Point	3 2	58	A	Texas A&M	0 3	142	N	Ohio	3 0	
				70	N	Texas St.	3 0	146	H	Saint Louis	3 0	
				78	H	Northwestern	3 0	169	A	Duquesne	3 1	
				92	H	Seton Hall	3 2	169	H	Duquesne	3 0	
								193	A	Virginia	3 0	
								197	A	Rhode Island	3 0	
								197	H	Rhode Island	3 0	
								214	N	Sam Houston St.	3 1	
								221	A	Liberty	3 0	
								222	H	UMES	3 1	
								224	A	Toledo	3 1	
								237	A	La Salle	3 0	
								237	H	La Salle	3 0	
								242	A	George Washington	3 0	
								247	A	Fordham	3 0	
								247	H	Fordham	3 0	
								254	N	Howard	3 2	
								255	A	Davidson	3 0	
								255	H	Davidson	3 1	
								275	A	George Mason	3 0	
								278	H	William & Mary	3 0	
								303	N	Southeastern La.	3 0	
				LAST 10 GAMES								
				255	H	Davidson	3 1	197	A	Rhode Island	3 0	
				169	A	Duquesne	3 1	247	A	Fordham	3 0	
				237	A	La Salle	3 0	275	A	George Mason	3 0	
				53	H	Dayton	3 2	242	A	George Washington	3 0	
				146	H	Saint Louis	3 0	237	H	La Salle	3 0	

Non-Div. I Games:

VCU

Average RPI Win: 145		WON-LOST	WINNING	LAST 10	STRENGTH OF		OPP. STRENGTH	TEAM	ADJ	CONF.	ADJ CONF.
Average RPI Loss: 21		RECORD	PCT. RANK	GAMES	SCHEDULE		OF SCHEDULE	RPI	RPI	RPI	RPI
DIV. I ONLY		15- 13	.53571	146	2- 8		5	47	44	.60349	43
DIV. I NON-CONF.		11- 1	.91667	10	0- 0		39	233	18	.66002	19
TOTALS		RPI 1-25	RPI 26-50		W-L RECORDS		RPI 51-100		RPI 101-150		RPI 150+
15- 13	2- 11	1- 1		OVERALL		4- 1		0- 0		8- 0	
6- 7	2- 6	0- 1		HOME		2- 0		0- 0		2- 0	
6- 6	0- 5	1- 0		AWAY		2- 1		0- 0		3- 0	
3- 0	0- 0	0- 0		NEUTRAL		0- 0		0- 0		3- 0	
11- 1	0- 1	1- 0		NON-CONFERENCE		2- 0		0- 0		8- 0	
3- 1	0- 1	0- 0		HOME		1- 0		0- 0		2- 0	
5- 0	0- 0	1- 0		AWAY		1- 0		0- 0		3- 0	
3- 0	0- 0	0- 0		NEUTRAL		0- 0		0- 0		3- 0	
4- 12	2- 10	0- 1		CONFERENCE		2- 1		0- 0		0- 0	
3- 6	2- 5	0- 1		HOME		1- 0		0- 0		0- 0	
1- 6	0- 5	0- 0		AWAY		1- 1		0- 0		0- 0	
0- 0	0- 0	0- 0		NEUTRAL		0- 0		0- 0		0- 0	
RPI S	Opponent	Score	RPI S	Opponent	Score	RPI S	Opponent	Score	RPI S	Opponent	Score
7 A	Stanford	0 3	29 H	Oregon St.	2 3	52 H	Col. of Charleston	3 0	157 A	Fairfield	3 0
7 H	Stanford	1 3	41 A	Missouri St.	3 2	71 A	American	3 1	157 A	Fairfield	3 0
8 H	Washington	1 3				94 A	Arizona	3 1	199 N	New Hampshire	3 0
9 A	Southern California	1 3				98 A	California	1 3	201 N	Chattanooga	3 0
9 H	Southern California	0 3				98 H	California	3 0	253 H	Incarnate Word	3 0
14 A	Utah	0 3							254 A	Howard	3 1
14 H	Utah	1 3							262 N	Tennessee St.	3 0
17 H	Baylor	2 3							298 H	Quinnipiac	3 0
21 A	Colorado	0 3									
21 H	Colorado	3 1									
22 H	Oregon	2 3									
24 A	UCLA	1 3									
24 H	UCLA	3 2									
LAST 10 GAMES											
7 H	Stanford	1 3	24 H	UCLA	3 2						
98 H	California	3 0	7 A	Stanford	0 3						
14 A	Utah	0 3	98 A	California	1 3						
21 A	Colorado	0 3	29 H	Oregon St.	2 3						
9 H	Southern California	0 3	22 H	Oregon	2 3						

Non-Div. I Games:

Washington St.

Average RPI Win:	189	WON-LOST RECORD	WINNING PCT. RANK	LAST 10 GAMES	STRENGTH OF SCHEDULE	OPP. STRENGTH OF SCHEDULE	TEAM RPI	ADJ RPI	CONF. RPI	ADJ CONF. RPI		
DIV. I ONLY		23- 6	.7931	31	10- 0	72	138	39	.60192	44	20	20
DIV. I NON-CONF.		7- 6	.53846	145	0- 0	33	54	68	.58394	69	22	23
<hr/>												
TOTALS	RPI 1-25	RPI 26-50		W-L RECORDS		RPI 51-100		RPI 101-150		RPI 150+		
23- 6	0- 1	0- 3		OVERALL		4- 1		2- 1		17- 0		
11- 3	0- 0	0- 3		HOME		2- 0		0- 0		9- 0		
10- 1	0- 0	0- 0		AWAY		1- 0		1- 1		8- 0		
2- 2	0- 1	0- 0		NEUTRAL		1- 1		1- 0		0- 0		
<hr/>												
7- 6	0- 1	0- 3		NON-CONFERENCE		2- 1		2- 1		3- 0		
3- 3	0- 0	0- 3		HOME		1- 0		0- 0		2- 0		
2- 1	0- 0	0- 0		AWAY		0- 0		1- 1		1- 0		
2- 2	0- 1	0- 0		NEUTRAL		1- 1		1- 0		0- 0		
<hr/>												
16- 0	0- 0	0- 0		CONFERENCE		2- 0		0- 0		14- 0		
8- 0	0- 0	0- 0		HOME		1- 0		0- 0		7- 0		
8- 0	0- 0	0- 0		AWAY		1- 0		0- 0		7- 0		
0- 0	0- 0	0- 0		NEUTRAL		0- 0		0- 0		0- 0		
<hr/>												
RPI S	Opponent	Score		RPI S	Opponent	Score		RPI S	Opponent	Score		
19 N	Cal Poly	0	3	33 H	LSU	2	3	53 N	Dayton	1	3	
				36 H	NC State	0	3	57 N	Georgia	3	1	
				42 H	VCU	2	3	68 A	Radford	3	1	
								68 H	Radford	3	0	
								76 H	Navy	3	1	

Non-Div. I Games:

High Point

Average RPI Win:	145	WON-LOST RECORD	WINNING PCT. RANK	LAST 10 GAMES	STRENGTH OF SCHEDULE	OPP. STRENGTH OF SCHEDULE	TEAM RPI	ADJ RPI	CONF. RPI	ADJ CONF. RPI		
DIV. I ONLY		17- 12	.58621	117	4- 6	25	26	42	.60161	45	2	2
DIV. I NON-CONF.		11- 2	.84615	26	0- 0	95	84	36	.62037	37	2	2
<hr/>												
TOTALS	RPI 1-25	RPI 26-50		W-L RECORDS		RPI 51-100		RPI 101-150		RPI 150+		
17- 12	0- 10	2- 2		OVERALL		5- 0		2- 0		8- 0		
10- 7	0- 6	2- 1		HOME		3- 0		1- 0		4- 0		
5- 4	0- 3	0- 1		AWAY		1- 0		1- 0		3- 0		
2- 1	0- 1	0- 0		NEUTRAL		1- 0		0- 0		1- 0		
11- 2	0- 2	0- 0		NON-CONFERENCE		4- 0		0- 0		7- 0		
6- 1	0- 1	0- 0		HOME		2- 0		0- 0		4- 0		
3- 0	0- 0	0- 0		AWAY		1- 0		0- 0		2- 0		
2- 1	0- 1	0- 0		NEUTRAL		1- 0		0- 0		1- 0		
6- 10	0- 8	2- 2		CONFERENCE		1- 0		2- 0		1- 0		
4- 6	0- 5	2- 1		HOME		1- 0		1- 0		0- 0		
2- 4	0- 3	0- 1		AWAY		0- 0		1- 0		1- 0		
0- 0	0- 0	0- 0		NEUTRAL		0- 0		0- 0		0- 0		
<hr/>												
RPI	S	Opponent	Score	RPI	S	Opponent	Score	RPI	S	Opponent	Score	
1	A	Penn St.	1 3	27	H	Illinois	2 3	63	N	Princeton	3 0	
1	H	Penn St.	0 3	34	A	Michigan	0 3	71	A	American	3 0	
4	A	Minnesota	0 3	34	H	Michigan	3 1	78	H	Northwestern	3 0	
4	H	Minnesota	0 3	38	H	Ohio St.	3 1	89	H	Coastal Caro.	3 0	
6	H	Nebraska	0 3					89	H	Coastal Caro.	3 2	
7	N	Stanford	0 3									
11	A	Michigan St.	1 3									
13	H	Wisconsin	0 3									
15	H	Iowa St.	1 3									
18	H	Purdue	2 3									
<hr/>												
LAST 10 GAMES												
				38	H	Ohio St.	3 1	34	A	Michigan	0 3	
				1	H	Penn St.	0 3	78	H	Northwestern	3 0	
				18	H	Purdue	2 3	27	H	Illinois	2 3	
				129	H	Indiana	3 0	4	A	Minnesota	0 3	
				11	A	Michigan St.	1 3	129	A	Indiana	3 1	

Non-Div. I Games:

Iowa

Non-Div. I Games:

Maryland

Average RPI Win: 184		WON-LOST	WINNING	LAST 10	STRENGTH OF		OPP. STRENGTH	TEAM	ADJ	CONF.	ADJ CONF.
Average RPI Loss: 21		RECORD	PCT. RANK	GAMES	SCHEDULE		OF SCHEDULE	RPI	RPI	RPI	RPI
DIV. I ONLY		18- 7	.72	55	81		70	49	.59458	47	9
DIV. I NON-CONF.		6- 5	.54545	141	24		30	54	.60042	50	8
TOTALS		RPI 1-25	RPI 26-50		W-L RECORDS		RPI 51-100		RPI 101-150		RPI 150+
18- 7		1- 6	0- 1		OVERALL		1- 0		2- 0		14- 0
13- 6		1- 5	0- 1		HOME		1- 0		2- 0		9- 0
5- 1		0- 1	0- 0		AWAY		0- 0		0- 0		5- 0
0- 0		0- 0	0- 0		NEUTRAL		0- 0		0- 0		0- 0
6- 5		1- 4	0- 1		NON-CONFERENCE		0- 0		1- 0		4- 0
6- 5		1- 4	0- 1		HOME		0- 0		1- 0		4- 0
0- 0		0- 0	0- 0		AWAY		0- 0		0- 0		0- 0
0- 0		0- 0	0- 0		NEUTRAL		0- 0		0- 0		0- 0
12- 2		0- 2	0- 0		CONFERENCE		1- 0		1- 0		10- 0
7- 1		0- 1	0- 0		HOME		1- 0		1- 0		5- 0
5- 1		0- 1	0- 0		AWAY		0- 0		0- 0		5- 0
0- 0		0- 0	0- 0		NEUTRAL		0- 0		0- 0		0- 0
RPI S	Opponent	Score	RPI S	Opponent	Score	RPI S	Opponent	Score	RPI S	Opponent	Score
14 H	Utah	1 3	30 H	Marquette	2 3	74 H	UC Irvine	3 1	135 H	UC Davis	3 0
17 H	Baylor	3 2							144 H	South Dakota	3 0
19 A	Cal Poly	2 3							170 A	UC Santa Barbara	3 1
19 H	Cal Poly	2 3							170 H	UC Santa Barbara	3 0
20 H	BYU	2 3							172 H	Northern Ariz.	3 0
23 H	San Diego	0 3							172 H	Northern Ariz.	3 0
24 H	UCLA	2 3							185 A	CSUN	3 2
									185 H	CSUN	3 0
									206 A	Long Beach St.	3 1
									206 H	Long Beach St.	3 0
									208 H	Nevada	3 0
									225 A	UC Riverside	3 2
									225 H	UC Riverside	3 0
									226 H	Western Caro.	3 0
									292 A	Cal St. Fullerton	3 0
									292 H	Cal St. Fullerton	3 0
LAST 10 GAMES											
	206 H	Long Beach St.	3	0		225 H	UC Riverside	3	0		
	185 H	CSUN	3	0		185 A	CSUN	3	2		
	170 A	UC Santa Barbara	3	1		206 A	Long Beach St.	3	1		
	19 A	Cal Poly	2	3		19 H	Cal Poly	2	3		
	292 H	Cal St. Fullerton	3	0		170 H	UC Santa Barbara	3	0		

Non-Div. I Games:

Hawaii

Average RPI Win:	188	WON-LOST RECORD	WINNING PCT. RANK	LAST 10 GAMES	STRENGTH OF SCHEDULE	OPP. STRENGTH OF SCHEDULE	TEAM RPI	ADJ RPI	CONF. RPI	ADJ CONF. RPI		
DIV. I ONLY		26- 2	.92857	4	10- 0	233	146	48	.59372	48	13	13
DIV. I NON-CONF.		13- 1	.92857	8	0- 0	245	125	74	.5823	72	15	15
<hr/>												
TOTALS	RPI 1-25	RPI 26-50		W-L RECORDS		RPI 51-100		RPI 101-150		RPI 150+		
26- 2	0- 0	2- 0		OVERALL		3- 0		4- 2		17- 0		
14- 1	0- 0	2- 0		HOME		1- 0		4- 1		7- 0		
8- 1	0- 0	0- 0		AWAY		1- 0		0- 1		7- 0		
4- 0	0- 0	0- 0		NEUTRAL		1- 0		0- 0		3- 0		
<hr/>												
13- 1	0- 0	1- 0		NON-CONFERENCE		1- 0		2- 1		9- 0		
7- 1	0- 0	1- 0		HOME		0- 0		2- 1		4- 0		
2- 0	0- 0	0- 0		AWAY		0- 0		0- 0		2- 0		
4- 0	0- 0	0- 0		NEUTRAL		1- 0		0- 0		3- 0		
<hr/>												
13- 1	0- 0	1- 0		CONFERENCE		2- 0		2- 1		8- 0		
7- 0	0- 0	1- 0		HOME		1- 0		2- 0		3- 0		
6- 1	0- 0	0- 0		AWAY		1- 0		0- 1		5- 0		
0- 0	0- 0	0- 0		NEUTRAL		0- 0		0- 0		0- 0		
<hr/>												
RPI S	Opponent	Score	RPI S	Opponent	Score	RPI S	Opponent	Score	RPI S	Opponent	Score	
			29 H	Oregon St.	3 0	63 N	Princeton	3 1	107 H	UTSA	3 1	
			32 H	Western Ky.	3 2	64 H	Rice	3 1	117 H	Oklahoma	3 0	
						86 A	Fla. Atlantic	3 1	121 H	Texas Tech	1 3	
									138 A	Southern Miss.	2 3	
									138 H	Southern Miss.	3 2	
									141 H	Tulsa	3 1	
									154 H	Campbell	3 0	
									166 N	Bryant	3 0	
									180 A	Charlotte	3 2	
									189 A	Mississippi St.	3 0	
									195 A	Marshall	3 0	
									220 H	Abilene Christian	3 0	
									234 A	Boston College	3 1	
									249 H	UAB	3 0	
									250 H	Montana	3 0	
									270 H	New Orleans	3 0	
									273 A	UTEP	3 1	
									274 A	FIU	3 0	
									279 A	Louisiana Tech	3 0	
									279 H	Louisiana Tech	3 0	
									280 H	Middle Tenn.	3 0	
									303 N	Southeastern La.	3 1	
									321 N	Jackson St.	3 0	
<hr/>												
			LAST 10 GAMES									
			280 H	Middle Tenn.	3 0	64 H	Rice	3 1				
			32 H	Western Ky.	3 2	180 A	Charlotte	3 2				
			279 A	Louisiana Tech	3 0	86 A	Fla. Atlantic	3 1				
			195 A	Marshall	3 0	273 A	UTEP	3 1				
			138 H	Southern Miss.	3 2	249 H	UAB	3 0				

Non-Div. I Games:

North Texas

Average RPI Win:	133	WON-LOST RECORD	WINNING PCT. RANK	LAST 10 GAMES	STRENGTH OF SCHEDULE	OPP. STRENGTH OF SCHEDULE	TEAM RPI	ADJ RPI	CONF. RPI	ADJ CONF. RPI		
DIV. I ONLY		18- 9	.66667	77	6- 4	60	35	47	.59125	49	4	4
DIV. I NON-CONF.		10- 2	.83333	30	0- 0	117	81	42	.60971	43	3	4
<hr/>												
TOTALS	RPI 1-25	RPI 26-50		W-L RECORDS		RPI 51-100		RPI 101-150		RPI 150+		
18- 9	0- 4	0- 3		OVERALL		7- 2		5- 0		6- 0		
9- 2	0- 1	0- 1		HOME		3- 0		2- 0		4- 0		
6- 5	0- 1	0- 2		AWAY		3- 2		2- 0		1- 0		
3- 2	0- 2	0- 0		NEUTRAL		1- 0		1- 0		1- 0		
10- 2	0- 2	0- 0		NON-CONFERENCE		2- 0		3- 0		5- 0		
4- 0	0- 0	0- 0		HOME		0- 0		1- 0		3- 0		
3- 0	0- 0	0- 0		AWAY		1- 0		1- 0		1- 0		
3- 2	0- 2	0- 0		NEUTRAL		1- 0		1- 0		1- 0		
8- 7	0- 2	0- 3		CONFERENCE		5- 2		2- 0		1- 0		
5- 2	0- 1	0- 1		HOME		3- 0		1- 0		1- 0		
3- 5	0- 1	0- 2		AWAY		2- 2		1- 0		0- 0		
0- 0	0- 0	0- 0		NEUTRAL		0- 0		0- 0		0- 0		
RPI S	Opponent	Score	RPI S	Opponent	Score	RPI S	Opponent	Score	RPI S	Opponent	Score	
2 A	Florida	1 3	33 A	LSU	2 3	51 A	Alabama	2 3	115 A	Kansas St.	3 2	
2 H	Florida	2 3	33 H	LSU	1 3	57 A	Georgia	1 3	119 H	Oral Roberts	3 0	
9 N	Southern California	2 3	37 A	Auburn	0 3	58 A	Texas A&M	3 0	131 N	Syracuse	3 0	
13 N	Wisconsin	0 3				58 H	Texas A&M	3 2	139 A	South Carolina	3 1	
						65 A	SMU	3 2	139 H	South Carolina	3 0	
						73 A	Ole Miss	3 2	167 H	Utah St.	3 0	
						73 H	Ole Miss	3 2	170 A	UC Santa Barbara	3 2	
						77 N	Yale	3 0	189 H	Mississippi St.	3 0	
						88 H	Tennessee	3 0	211 H	CSU Bakersfield	3 1	
									214 N	Sam Houston St.	3 0	
									308 H	La.-Monroe	3 0	
<hr/>												
LAST 10 GAMES												
139 A	South Carolina	3 1	57 A	Georgia	1 3							
2 A	Florida	1 3	189 H	Mississippi St.	3 0							
58 H	Texas A&M	3 2	58 A	Texas A&M	3 0							
33 H	LSU	1 3	139 H	South Carolina	3 0							
73 A	Ole Miss	3 2	33 A	LSU	2 3							

Non-Div. I Games:

Arkansas

Average RPI Win: 157		WON-LOST RECORD		WINNING PCT. RANK		LAST 10 GAMES		STRENGTH OF SCHEDULE		OPP. STRENGTH OF SCHEDULE		TEAM RPI		ADJ RPI		CONF. RPI		ADJ CONF. RPI	
DIV. I ONLY		17- 11		.60714 108		5- 5		32		72		50		.59053 51		4		4	
DIV. I NON-CONF.		12- 2		.85714 24		1- 0		69		219		35		.62393 35		3		4	
TOTALS		RPI 1-25		RPI 26-50		W-L RECORDS		RPI 51-100		RPI 101-150		RPI 150+							
17- 11		0- 4		1- 3		OVERALL		3- 3		6- 1		7- 0							
9- 4		0- 2		1- 1		HOME		1- 1		4- 0		3- 0							
5- 6		0- 1		0- 2		AWAY		1- 2		1- 0		3- 0							
3- 1		0- 0		0- 0		NEUTRAL		1- 0		1- 1		1- 0							
12- 2		0- 1		0- 0		NON-CONFERENCE		1- 0		5- 1		6- 0							
6- 0		0- 0		0- 0		HOME		0- 0		3- 0		3- 0							
3- 1		0- 1		0- 0		AWAY		0- 0		1- 0		2- 0							
3- 1		0- 0		0- 0		NEUTRAL		1- 0		1- 1		1- 0							
5- 9		0- 3		1- 3		CONFERENCE		2- 3		1- 0		1- 0							
3- 4		0- 2		1- 1		HOME		1- 1		1- 0		0- 0							
2- 5		0- 1		0- 2		AWAY		1- 2		0- 0		1- 0							
0- 0		0- 0		0- 0		NEUTRAL		0- 0		0- 0		0- 0							
RPI	S	Opponent		Score	RPI	S	Opponent		Score	RPI	S	Opponent		Score					
2	H	Florida		0 3	33	A	LSU		1 3	57	A	Georgia		0 3					
3	A	Kentucky		1 3	35	H	Missouri		0 3	57	H	Georgia		0 3					
3	H	Kentucky		1 3	37	A	Auburn		2 3	73	A	Ole Miss		1 3					
18	A	Purdue		0 3	49	H	Arkansas		3 2	75	N	Cleveland St.		3 2					
										88	A	Tennessee		3 2					
										88	H	Tennessee		3 2					

Non-Div. I Games:

Alabama

Average RPI Win:		191	WON-LOST RECORD		WINNING PCT. RANK		LAST 10 GAMES		STRENGTH OF SCHEDULE		OPP. STRENGTH OF SCHEDULE		TEAM RPI		ADJ RPI		CONF. RPI		ADJ CONF. RPI				
Average RPI Loss:		70																					
DIV. I ONLY			26- 4		.86667 14		10- 0		187		126		53		.5901 52		10		10				
DIV. I NON-CONF.			11- 3		.78571 48		0- 0		269		152		115		.53617 111		13		14				
TOTALS		RPI 1-25		RPI 26-50		W-L RECORDS		RPI 51-100		RPI 101-150		RPI 150+											
26- 4		1- 0		0- 1		OVERALL		4- 2		3- 1		18- 0											
14- 1		0- 0		0- 0		HOME		2- 1		2- 0		10- 0											
9- 2		0- 0		0- 1		AWAY		2- 0		1- 1		6- 0											
3- 1		1- 0		0- 0		NEUTRAL		0- 1		0- 0		2- 0											
11- 3		1- 0		0- 1		NON-CONFERENCE		0- 2		0- 0		10- 0											
6- 1		0- 0		0- 0		HOME		0- 1		0- 0		6- 0											
2- 1		0- 0		0- 1		AWAY		0- 0		0- 0		2- 0											
3- 1		1- 0		0- 0		NEUTRAL		0- 1		0- 0		2- 0											
15- 1		0- 0		0- 0		CONFERENCE		4- 0		3- 1		8- 0											
8- 0		0- 0		0- 0		HOME		2- 0		2- 0		4- 0											
7- 1		0- 0		0- 0		AWAY		2- 0		1- 1		4- 0											
0- 0		0- 0		0- 0		NEUTRAL		0- 0		0- 0		0- 0											
RPI	S	Opponent		Score		RPI	S	Opponent		Score		RPI	S	Opponent		Score		RPI	S	Opponent		Score	
17	N	Baylor		3	2	43	A	Washington St.		0	3	56	N	Butler		0	3	110	A	Hofstra		3	1
												60	H	Denver		1	3	110	H	Hofstra		3	0
												61	A	James Madison		3	2	122	A	Northeastern		1	3
												61	H	James Madison		3	1	122	H	Northeastern		3	0
												62	A	Towson		3	1	163	A	Elon		3	1
												62	H	Towson		3	0	163	H	Elon		3	0
																		176	H	Buffalo		3	0
																		181	A	UNCW		3	1
																		181	H	UNCW		3	0
																		236	A	Kent St.		3	0
																		240	H	Appalachian St.		3	0
																		253	N	Incarnate Word		3	0
																		258	A	Delaware		3	0
																		258	H	Delaware		3	0
																		260	H	USC Upstate		3	0
																		262	H	Tennessee St.		3	1
																		265	H	Mercer		3	1
																		278	A	William & Mary		3	1
																		278	H	William & Mary		3	2
																		291	H	Charleston So.		3	0
																		298	N	Quinnipiac		3	0
																		331	A	South Carolina St.		3	0
LAST 10 GAMES																							
						278	H	William & Mary		3	2	61	H	James Madison		3	1						
						163	H	Elon		3	0	122	H	Northeastern		3	0						
						258	A	Delaware		3	0	110	H	Hofstra		3	0						
						62	A	Towson		3	1	278	A	William & Mary		3	1						
						181	H	UNCW		3	0	163	A	Elon		3	1						

Non-Div. I Games:

Col. of Charleston

Average RPI Win:		202	WON-LOST		WINNING		LAST 10		STRENGTH OF		OPP. STRENGTH		TEAM		ADJ		CONF.		ADJ CONF.	
Average RPI Loss:		59	RECORD		PCT. RANK		GAMES		SCHEDULE		OF SCHEDULE		RPI		RPI		RPI		RPI	
DIV. I ONLY			19- 4		.82609		22		10- 0		131		170		52		.58798		54	
DIV. I NON-CONF.			6- 3		.66667		85		0- 0		72		99		64		.58591		64	
TOTALS		RPI 1-25		RPI 26-50		W-L RECORDS		RPI 51-100		RPI 101-150		RPI 150+								
19- 4		0- 2		0- 0		OVERALL		4- 1		4- 1		11- 0								
10- 0		0- 0		0- 0		HOME		2- 0		2- 0		6- 0								
8- 3		0- 2		0- 0		AWAY		1- 0		2- 1		5- 0								
1- 1		0- 0		0- 0		NEUTRAL		1- 1		0- 0		0- 0								
6- 3		0- 2		0- 0		NON-CONFERENCE		2- 1		1- 0		3- 0								
3- 0		0- 0		0- 0		HOME		1- 0		0- 0		2- 0								
2- 2		0- 2		0- 0		AWAY		0- 0		1- 0		1- 0								
1- 1		0- 0		0- 0		NEUTRAL		1- 1		0- 0		0- 0								
13- 1		0- 0		0- 0		CONFERENCE		2- 0		3- 1		8- 0								
7- 0		0- 0		0- 0		HOME		1- 0		2- 0		4- 0								
6- 1		0- 0		0- 0		AWAY		1- 0		1- 1		4- 0								
0- 0		0- 0		0- 0		NEUTRAL		0- 0		0- 0		0- 0								
RPI	S	Opponent		Score		RPI	S	Opponent		Score		RPI	S	Opponent		Score				
3	A	Kentucky		1	3			57	H	Georgia		3	0	104	A	FGCU		3	1	
25	A	Louisville		0	3			74	N	UC Irvine		0	3	104	H	FGCU		3	0	
								90	A	Lipscomb		3	2	133	A	Jacksonville		1	3	
								90	H	Lipscomb		3	2	133	H	Jacksonville		3	0	
								96	N	Illinois St.		3	1	146	A	Saint Louis		3	0	
													252	A	North Florida		3	1		
													252	H	North Florida		3	0		
													257	A	Clemson		3	0		
													260	A	USC Upstate		3	0		
													260	H	USC Upstate		3	0		
													263	H	Georgia St.		3	0		
													282	H	Troy		3	1		
													287	A	Stetson		3	0		
													287	H	Stetson		3	0		
													305	A	NJIT		3	0		
													305	H	NJIT		3	0		
LAST 10 GAMES																				
104 A FGCU						3						1								
287 A Stetson						3						0								
133 H Jacksonville						3						0								
252 H North Florida						3						0								
260 A USC Upstate						3						0								
305 A NJIT						3						0								
90 A Lipscomb						3						2								
305 H NJIT						3						0								
260 H USC Upstate						3						0								
252 A North Florida						3						1								

Non-Div. I Games:

Kennesaw St.

Average RPI Win:		138	WON-LOST RECORD		WINNING PCT. RANK		LAST 10 GAMES		STRENGTH OF SCHEDULE		OPP. STRENGTH OF SCHEDULE		TEAM RPI		ADJ RPI		CONF. RPI		ADJ CONF. RPI				
DIV. I ONLY			14- 10		.58333 121		7- 3		46		43		56		.58753 55		5		5				
DIV. I NON-CONF.			3- 5		.375 230		0- 0		3		6		47		.60611 46		5		5				
TOTALS		RPI 1-25		RPI 26-50				W-L RECORDS		RPI 51-100				RPI 101-150				RPI 150+					
14- 10		1- 3		2- 5				OVERALL		2- 1				3- 1				6- 0					
13- 1		1- 0		2- 0				HOME		2- 1				3- 0				5- 0					
1- 6		0- 1		0- 4				AWAY		0- 0				0- 1				1- 0					
0- 3		0- 2		0- 1				NEUTRAL		0- 0				0- 0				0- 0					
3- 5		0- 3		1- 1				NON-CONFERENCE		1- 1				1- 0				0- 0					
3- 1		0- 0		1- 0				HOME		1- 1				1- 0				0- 0					
0- 1		0- 1		0- 0				AWAY		0- 0				0- 0				0- 0					
0- 3		0- 2		0- 1				NEUTRAL		0- 0				0- 0				0- 0					
11- 5		1- 0		1- 4				CONFERENCE		1- 0				2- 1				6- 0					
10- 0		1- 0		1- 0				HOME		1- 0				2- 0				5- 0					
1- 5		0- 0		0- 4				AWAY		0- 0				0- 1				1- 0					
0- 0		0- 0		0- 0				NEUTRAL		0- 0				0- 0				0- 0					
RPI	S	Opponent		Score		RPI	S	Opponent		Score		RPI	S	Opponent		Score		RPI	S	Opponent		Score	
2	N	Florida		0	3	26	A	Pittsburgh		0	3	84	H	Duke		3	1	116	A	Georgia Tech		1	3
4	N	Minnesota		0	3	28	A	Miami (FL)		0	3	89	H	Coastal Caro.		3	2	116	H	Georgia Tech		3	2
13	A	Wisconsin		0	3	33	H	LSU		3	1	100	H	Loyola Marymount		2	3	130	H	LIU Brooklyn		3	0
25	H	Louisville		3	2	36	A	NC State		2	3							131	H	Syracuse		3	0
						36	H	NC State		3	1							158	H	Wake Forest		3	2
						37	N	Auburn		1	3							187	H	Virginia Tech		3	1
						39	A	Florida St.		0	3							193	H	Virginia		3	0
																		234	H	Boston College		3	0
																		257	A	Clemson		3	1
																		257	H	Clemson		3	0
						LAST 10 GAMES																	
						257	H	Clemson		3	0	39	A	Florida St.		0	3						
						116	H	Georgia Tech		3	2	26	A	Pittsburgh		0	3						
						131	H	Syracuse		3	0	36	H	NC State		3	1						
						234	H	Boston College		3	0	193	H	Virginia		3	0						
						28	A	Miami (FL)		0	3	187	H	Virginia Tech		3	1						

Non-Div. I Games:

North Carolina

Average RPI Win: 161		WON-LOST	WINNING	LAST 10	STRENGTH OF		OPP. STRENGTH	TEAM	ADJ	CONF.	ADJ CONF.
Average RPI Loss: 81		RECORD	PCT. RANK	GAMES	SCHEDULE		OF SCHEDULE	RPI	RPI	RPI	RPI
DIV. I ONLY		21- 7	.75	44	8- 2		111	84	54	.58452	56
DIV. I NON-CONF.		10- 2	.83333	30	0- 0		122	148	48	.60063	49
TOTALS		RPI 1-25	RPI 26-50		W-L RECORDS		RPI 51-100		RPI 101-150		RPI 150+
21- 7	0- 2	1- 2		OVERALL		3- 1		4- 0		13- 2	
12- 3	0- 1	0- 1		HOME		2- 0		3- 0		7- 1	
5- 4	0- 1	1- 1		AWAY		0- 1		0- 0		4- 1	
4- 0	0- 0	0- 0		NEUTRAL		1- 0		1- 0		2- 0	
10- 2	0- 0	0- 1		NON-CONFERENCE		1- 0		3- 0		6- 1	
5- 1	0- 0	0- 0		HOME		0- 0		2- 0		3- 1	
1- 1	0- 0	0- 1		AWAY		0- 0		0- 0		1- 0	
4- 0	0- 0	0- 0		NEUTRAL		1- 0		1- 0		2- 0	
11- 5	0- 2	1- 1		CONFERENCE		2- 1		1- 0		7- 1	
7- 2	0- 1	0- 1		HOME		2- 0		1- 0		4- 0	
4- 3	0- 1	1- 0		AWAY		0- 1		0- 0		3- 1	
0- 0	0- 0	0- 0		NEUTRAL		0- 0		0- 0		0- 0	
RPI S	Opponent	Score	RPI S	Opponent	Score	RPI S	Opponent	Score	RPI S	Opponent	Score
9 A	Creighton	2 3	30 A	Marquette	3 2	52 N	Col. of Charleston	3 0	108 H	Oakland	3 2
9 H	Creighton	2 3	30 H	Marquette	0 3	83 A	Villanova	0 3	114 H	Ball St.	3 2
			34 A	Michigan	0 3	83 H	Villanova	3 2	126 H	St. John's (NY)	3 1
						92 H	Seton Hall	3 0	127 N	Green Bay	3 0
									152 A	Xavier	3 1
									152 H	Xavier	3 0
									169 H	Duquesne	3 0
									177 A	Providence	3 0
									177 H	Providence	3 0
									182 H	Stony Brook	3 0
									196 H	Eastern Mich.	1 3
									199 N	New Hampshire	3 1
									209 A	Georgetown	2 3
									209 H	Georgetown	3 2
									235 H	Robert Morris	3 2
									236 A	Kent St.	3 0
									248 A	DePaul	3 0
									248 H	DePaul	3 0
									269 N	Evansville	3 0
			LAST 10 GAMES								
	9 H	Creighton	2 3		30 A	Marquette	3 2				
	177 H	Providence	3 0		248 A	DePaul	3 0				
	152 H	Xavier	3 0		177 A	Providence	3 0				
	209 H	Georgetown	3 2		9 A	Creighton	2 3				
	83 H	Villanova	3 2		92 H	Seton Hall	3 0				

Non-Div. I Games:

Butler

Average RPI Win: 139		WON-LOST RECORD	WINNING PCT. RANK	LAST 10 GAMES	STRENGTH OF SCHEDULE	OPP. STRENGTH OF SCHEDULE	TEAM RPI	ADJ RPI	CONF. RPI	ADJ CONF. RPI			
Average RPI Loss: 61													
DIV. I ONLY		18- 9	.66667	77	7- 3	84	51	59	.58287	57	4	4	
DIV. I NON-CONF.		10- 3	.76923	55	0- 0	126	131	66	.58487	66	3	4	
<hr/>													
TOTALS		RPI 1-25		RPI 26-50		W-L RECORDS		RPI 51-100		RPI 101-150		RPI 150+	
18- 9		0- 1		2- 3		OVERALL		3- 4		7- 0		6- 1	
10- 4		0- 0		1- 2		HOME		2- 2		3- 0		4- 0	
6- 3		0- 1		1- 0		AWAY		1- 2		2- 0		2- 0	
2- 2		0- 0		0- 1		NEUTRAL		0- 0		2- 0		0- 1	
10- 3		0- 0		0- 1		NON-CONFERENCE		0- 1		6- 0		4- 1	
6- 0		0- 0		0- 0		HOME		0- 0		3- 0		3- 0	
2- 1		0- 0		0- 0		AWAY		0- 1		1- 0		1- 0	
2- 2		0- 0		0- 1		NEUTRAL		0- 0		2- 0		0- 1	
8- 6		0- 1		2- 2		CONFERENCE		3- 3		1- 0		2- 0	
4- 4		0- 0		1- 2		HOME		2- 2		0- 0		1- 0	
4- 2		0- 1		1- 0		AWAY		1- 1		1- 0		1- 0	
0- 0		0- 0		0- 0		NEUTRAL		0- 0		0- 0		0- 0	
RPI	S	Opponent	Score	RPI	S	Opponent	Score	RPI	S	Opponent	Score		
2	A	Florida	0 3	35	A	Missouri	3 0	51	A	Alabama	3 0	104 N FGCU	3 0
				35	H	Missouri	1 3	51	H	Alabama	3 0	116 H Georgia Tech	3 1
				37	H	Auburn	0 3	54	A	Kennesaw St.	0 3	117 N Oklahoma	3 0
				44	N	High Point	1 3	58	H	Texas A&M	0 3	121 H Texas Tech	3 1
				49	H	Arkansas	3 1	73	A	Ole Miss	2 3	130 H LIU Brooklyn	3 0
								73	H	Ole Miss	3 0	139 A South Carolina	3 2
								88	H	Tennessee	2 3	142 A Ohio	3 0
												161 N Wofford	2 3
												189 A Mississippi St.	3 0
												189 H Mississippi St.	3 0
												192 H UNC Asheville	3 0
												255 A Davidson	3 1
												275 H George Mason	3 0
												277 H Presbyterian	3 0
<hr/>													
LAST 10 GAMES													
				73	H	Ole Miss	3 0	35	A	Missouri	3 0		
				51	A	Alabama	3 0	189	A	Mississippi St.	3 0		
				189	H	Mississippi St.	3 0	88	H	Tennessee	2 3		
				35	H	Missouri	1 3	2	A	Florida	0 3		
				49	H	Arkansas	3 1	139	A	South Carolina	3 2		

Non-Div. I Games:

Georgia

Average RPI Win:		102	WON-LOST RECORD		WINNING PCT. RANK		LAST 10 GAMES		STRENGTH OF SCHEDULE		OPP. STRENGTH OF SCHEDULE		TEAM RPI		ADJ RPI		CONF. RPI		ADJ CONF. RPI	
Average RPI Loss:		27																		
DIV. I ONLY			7- 14		.33333 253		3- 7		1		15		60		.58148 58		4		4	
DIV. I NON-CONF.			3- 4		.42857 209		0- 0		1		11		23		.64378 23		3		4	
TOTALS		RPI 1-25		RPI 26-50		W-L RECORDS		RPI 51-100		RPI 101-150		RPI 150+								
7- 14		0- 7		2- 5		OVERALL		3- 2		0- 0		2- 0								
5- 7		0- 4		2- 2		HOME		1- 1		0- 0		2- 0								
1- 7		0- 3		0- 3		AWAY		1- 1		0- 0		0- 0								
1- 0		0- 0		0- 0		NEUTRAL		1- 0		0- 0		0- 0								
3- 4		0- 4		1- 0		NON-CONFERENCE		1- 0		0- 0		1- 0								
2- 3		0- 3		1- 0		HOME		0- 0		0- 0		1- 0								
0- 1		0- 1		0- 0		AWAY		0- 0		0- 0		0- 0								
1- 0		0- 0		0- 0		NEUTRAL		1- 0		0- 0		0- 0								
4- 10		0- 3		1- 5		CONFERENCE		2- 2		0- 0		1- 0								
3- 4		0- 1		1- 2		HOME		1- 1		0- 0		1- 0								
1- 6		0- 2		0- 3		AWAY		1- 1		0- 0		0- 0								
0- 0		0- 0		0- 0		NEUTRAL		0- 0		0- 0		0- 0								
RPI S	Opponent		Score		RPI S	Opponent		Score		RPI S	Opponent		Score		RPI S	Opponent		Score		
1 H	Penn St.		2	3	33 A	LSU		0	3	57 A	Georgia		3 0	189 H	Mississippi St.		3 0			
2 A	Florida		1	3	35 A	Missouri		0	3	73 A	Ole Miss		1 3	214 H	Sam Houston St.		3 0			
3 A	Kentucky		0	3	35 H	Missouri		1	3	73 H	Ole Miss		1 3							
3 H	Kentucky		0	3	37 H	Auburn		3 1		88 H	Tennessee		3 2							
5 H	Texas		0	3	42 H	VCU		3 0		90 N	Lipscomb		3 1							
7 H	Stanford		0	3	49 A	Arkansas		2 3												
13 A	Wisconsin		0	3	49 H	Arkansas		0 3												
LAST 10 GAMES																				
	73 A Ole Miss		1	3		73 H Ole Miss		1	3											
	49 A Arkansas		2	3		49 H Arkansas		0	3											
	35 A Missouri		0	3		37 H Auburn		3	1											
	3 H Kentucky		0	3		3 A Kentucky		0	3											
	88 H Tennessee		3	2		189 H Mississippi St.		3	0											

Non-Div. I Games:

Texas A&M

[illegible]

Non-Div. I Games:

Austin Peay

Average RPI Win: 208		WON-LOST	WINNING	LAST 10	STRENGTH OF		OPP. STRENGTH	TEAM	ADJ		CONF.	ADJ CONF.
Average RPI Loss: 70		RECORD	PCT. RANK	GAMES	SCHEDULE		OF SCHEDULE	RPI	RPI		RPI	RPI
DIV. I ONLY		20-5	.8	29	7-3		150	186	61		.57496	61
DIV. I NON-CONF.		9-0	1	1	0-0		234	274	60		.59016	61
TOTALS		RPI 1-25	RPI 26-50		W-L RECORDS		RPI 51-100		RPI 101-150		RPI 150+	
20-5		0-0	0-0		OVERALL		0-4		5-1		15-0	
12-2		0-0	0-0		HOME		0-2		4-0		8-0	
6-3		0-0	0-0		AWAY		0-2		1-1		5-0	
2-0		0-0	0-0		NEUTRAL		0-0		0-0		2-0	
9-0		0-0	0-0		NON-CONFERENCE		0-0		2-0		7-0	
6-0		0-0	0-0		HOME		0-0		2-0		4-0	
1-0		0-0	0-0		AWAY		0-0		0-0		1-0	
2-0		0-0	0-0		NEUTRAL		0-0		0-0		2-0	
11-5		0-0	0-0		CONFERENCE		0-4		3-1		8-0	
6-2		0-0	0-0		HOME		0-2		2-0		4-0	
5-3		0-0	0-0		AWAY		0-2		1-1		4-0	
0-0		0-0	0-0		NEUTRAL		0-0		0-0		0-0	
RPI S	Opponent	Score	RPI S	Opponent	Score	RPI S	Opponent	Score	RPI S	Opponent	Score	
						52 A	Col. of Charleston	1 3	110 A	Hofstra	3 2	
						52 H	Col. of Charleston	2 3	110 H	Hofstra	3 2	
						62 A	Towson	2 3	122 A	Northeastern	2 3	
						62 H	Towson	1 3	122 H	Northeastern	3 0	
									124 H	Drake	3 1	
									136 H	Cornell	3 0	
									163 A	Elon	3 0	
									163 H	Elon	3 1	
									176 N	Buffalo	3 0	
									181 A	UNCW	3 0	
									181 H	UNCW	3 1	
									207 H	Sacred Heart	3 1	
									209 A	Georgetown	3 2	
									258 A	Delaware	3 0	
									258 H	Delaware	3 0	
									278 A	William & Mary	3 1	
									278 H	William & Mary	3 2	
									288 H	Gardner-Webb	3 0	
									293 H	Rider	3 0	
									297 H	Hampton	3 0	
									323 N	Coppin St.	3 0	
LAST 10 GAMES												
						110 H	Hofstra	3 2	278 H	William & Mary	3 2	
						122 H	Northeastern	3 0	52 A	Col. of Charleston	1 3	
						62 A	Towson	2 3	181 A	UNCW	3 0	
						258 A	Delaware	3 0	62 H	Towson	1 3	
						163 H	Elon	3 1	258 H	Delaware	3 0	

Non-Div. I Games:

James Madison

Average RPI Win:	205	WON-LOST RECORD	WINNING PCT. RANK	LAST 10 GAMES	STRENGTH OF SCHEDULE	OPP. STRENGTH OF SCHEDULE	TEAM RPI	ADJ RPI	CONF. RPI	ADJ CONF. RPI		
DIV. I ONLY		26- 4	.86667	14	9- 1	250	144	62	.57202	62	10	10
DIV. I NON-CONF.		14- 0	1	1	0- 0	318	192	91	.56061	91	13	14
<hr/>												
TOTALS	RPI 1-25	RPI 26-50		W-L RECORDS		RPI 51-100		RPI 101-150		RPI 150+		
26- 4	0- 0	0- 0		OVERALL		3- 2		3- 2		20- 0		
10- 3	0- 0	0- 0		HOME		1- 1		0- 2		9- 0		
10- 1	0- 0	0- 0		AWAY		1- 1		3- 0		6- 0		
6- 0	0- 0	0- 0		NEUTRAL		1- 0		0- 0		5- 0		
<hr/>												
14- 0	0- 0	0- 0		NON-CONFERENCE		1- 0		1- 0		12- 0		
5- 0	0- 0	0- 0		HOME		0- 0		0- 0		5- 0		
3- 0	0- 0	0- 0		AWAY		0- 0		1- 0		2- 0		
6- 0	0- 0	0- 0		NEUTRAL		1- 0		0- 0		5- 0		
<hr/>												
12- 4	0- 0	0- 0		CONFERENCE		2- 2		2- 2		8- 0		
5- 3	0- 0	0- 0		HOME		1- 1		0- 2		4- 0		
7- 1	0- 0	0- 0		AWAY		1- 1		2- 0		4- 0		
0- 0	0- 0	0- 0		NEUTRAL		0- 0		0- 0		0- 0		
<hr/>												
RPI	S	Opponent	Score	RPI	S	Opponent	Score	RPI	S	Opponent	Score	
						52 A Col. of Charleston	0 3	108 A Oakland		3	2	
						52 H Col. of Charleston	1 3	110 A Hofstra		3	0	
						61 A James Madison	3 1	110 H Hofstra		0	3	
						61 H James Madison	3 2	122 A Northeastern		3	1	
						99 N ETSU	3 1	122 H Northeastern		1	3	
								163 A Elon		3	1	
								163 H Elon		3	0	
								181 A UNCW		3	1	
								181 H UNCW		3	2	
								193 N Virginia		3	0	
								196 H Eastern Mich.		3	1	
								212 N Jacksonville St.		3	0	
								226 A Western Caro.		3	1	
								236 N Kent St.		3	0	
								238 N Fort Wayne		3	1	
								240 A Appalachian St.		3	1	
								258 A Delaware		3	1	
								258 H Delaware		3	0	
								275 H George Mason		3	0	
								278 A William & Mary		3	0	
								278 H William & Mary		3	0	
								291 N Charleston So.		3	1	
								292 H Cal St. Fullerton		3	0	
								298 H Quinnipiac		3	0	
								317 H Lafayette		3	0	
<hr/>												
				LAST 10 GAMES								
				258 H Delaware		3	0	110 A Hofstra		3	0	
				61 H James Madison		3	2	278 H William & Mary		3	0	
				181 H UNCW		3	2	163 H Elon		3	0	
				52 H Col. of Charleston		1	3	61 A James Madison		3	1	
				122 A Northeastern		3	1	258 A Delaware		3	1	

T
O
W
S
O
N

Non-Div. I Games:

Towson

Average RPI Win:	179	WON-LOST	WINNING	LAST 10	STRENGTH OF	OPP. STRENGTH	TEAM	ADJ	CONF.	ADJ CONF.	
Average RPI Loss:	113	RECORD	PCT. RANK	GAMES	SCHEDULE	OF SCHEDULE	RPI	RPI	RPI	RPI	
DIV. I ONLY	17- 7	.70833	63	6- 4	90	155	63	.57159	63	12	12
DIV. I NON-CONF.	7- 3	.7	77	0- 0	75	122	61	.58988	62	16	16
<hr/>											
TOTALS	RPI 1-25	RPI 26-50		W-L RECORDS	RPI 51-100		RPI 101-150		RPI 150+		
17- 7	0- 0	0- 2		OVERALL	3- 2		1- 1		13- 2		
7- 1	0- 0	0- 0		HOME	1- 1		1- 0		5- 0		
6- 4	0- 0	0- 0		AWAY	2- 1		0- 1		4- 2		
4- 2	0- 0	0- 2		NEUTRAL	0- 0		0- 0		4- 0		
<hr/>											
7- 3	0- 0	0- 2		NON-CONFERENCE	2- 1		0- 0		5- 0		
1- 0	0- 0	0- 0		HOME	1- 0		0- 0		0- 0		
2- 1	0- 0	0- 0		AWAY	1- 1		0- 0		1- 0		
4- 2	0- 0	0- 2		NEUTRAL	0- 0		0- 0		4- 0		
<hr/>											
10- 4	0- 0	0- 0		CONFERENCE	1- 1		1- 1		8- 2		
6- 1	0- 0	0- 0		HOME	0- 1		1- 0		5- 0		
4- 3	0- 0	0- 0		AWAY	1- 0		0- 1		3- 2		
0- 0	0- 0	0- 0		NEUTRAL	0- 0		0- 0		0- 0		
<hr/>											
RPI	S	Opponent	Score	RPI	S	Opponent	Score	RPI	S	Opponent	Score
				45	N	Iowa	0 3	71	A	American	1 3
				48	N	North Texas	1 3	77	A	Yale	3 1
								77	H	Yale	0 3
								83	A	Villanova	3 0
								92	H	Seton Hall	3 2

Non-Div. I Games:

Princeton

R
i
c
e

Rice

SMU

Average RPI Win:158

Average RPI Loss:89

WON-LOST
RECORD

WINNING
PCT. RANK

LAST 10
GAMES

STRENGTH OF
SCHEDULE

OPP. STRENGTH
OF SCHEDULE

TEAM
RPI

ADJ
RPI

CONF.
RPI

ADJ CONF.
RPI

DIV. I ONLY

DIV. I NON-CONF.

19- 8

6- 5

.7037

.54545

64

141

7- 3

0- 0

120

149

79

50

65

122

.56943

.52822

65

122

8

9

8

9

TOTALS

RPI 1-25

RPI 26-50

W-L RECORDS

RPI 51-100

RPI 101-150

RPI 150+

19- 8

0- 1

0- 1

OVERALL

4- 4

4- 0

11- 2

8- 5

0- 0

0- 1

HOME

1- 3

2- 0

5- 1

8- 2

0- 1

0- 0

AWAY

2- 1

1- 0

5- 0

3- 1

0- 0

0- 0

NEUTRAL

1- 0

1- 0

1- 1

6- 5

0- 0

0- 1

NON-CONFERENCE

3- 2

2- 0

1- 2

1- 4

0- 0

0- 1

HOME

0- 2

1- 0

0- 1

2- 0

0- 0

0- 0

AWAY

2- 0

0- 0

0- 0

3- 1

0- 0

0- 0

NEUTRAL

1- 0

1- 0

1- 1

13- 3

0- 1

0- 0

CONFERENCE

1- 2

2- 0

10- 0

7- 1

0- 0

0- 0

HOME

1- 1

1- 0

5- 0

6- 2

0- 1

0- 0

AWAY

0- 1

1- 0

5- 0

0- 0

0- 0

0- 0

NEUTRAL

0- 0

0- 0

0- 0

RPI S Opponent

Score

RPI S Opponent

Score

RPI S Opponent

Score

RPI S Opponent

Score

16 A Wichita St.

1 3

49 H Arkansas

2 3

64 H Rice

1 3

107 N UTSA

3 1

66 H TCU

1 3

69 A Temple

1 3

113 H A&M-Corpus Christi

3 0

69 H Temple

2 3

134 A Cincinnati

3 2

70 A Texas St.

3 2

134 H Cincinnati

3 1

73 N Ole Miss

3 1

155 A East Carolina

3 2

95 A Arkansas St.

3 0

155 H East Carolina

3 0

97 H UCF

3 0

159 A Tulane

3 0

159 H Tulane

3 1

173 H South Fla.

3 1

187 N Virginia Tech

0 3

189 H Mississippi St.

2 3

198 A Houston

3 2

198 H Houston

3 0

200 A UConn

3 0

200 H UConn

3 1

272 A Memphis

3 0

306 N UMass Lowell

3 0

LAST 10 GAMES

LAST 10 GAMES

200 H UConn

3 1

134 H Cincinnati

3 1

69 H Temple

2 3

69 A Temple

1 3

159 A Tulane

3 0

200 A UConn

3 0

198 A Houston

3 2

272 A Memphis

3 0

155 H East Carolina

3 0

16 A Wichita St.

1 3

S
M
U

Non-Div. I Games:

SMU

Non-Div. I Games:

Loss, Non-Conf, S Site, H Home, A Away, N Neutral Page 66

Average RPI Win: 218		WON-LOST	WINNING	LAST 10	STRENGTH OF		OPP. STRENGTH	TEAM	ADJ		CONF.	ADJ CONF.	
Average RPI Loss: 94		RECORD	PCT. RANK	GAMES	SCHEDULE		OF SCHEDULE	RPI	RPI		RPI	RPI	
DIV. I ONLY		23- 4	.85185	17	9- 1		237	183	68	.56853	68	20	20
DIV. I NON-CONF.		10- 1	.90909	15	0- 0		228	149	78	.57909	78	22	23
TOTALS		RPI 1-25	RPI 26-50		W-L RECORDS		RPI 51-100		RPI 101-150		RPI 150+		
23- 4	0- 0	0- 2		OVERALL		2- 1		1- 0		20- 1			
6- 2	0- 0	0- 1		HOME		0- 0		0- 0		6- 1			
11- 1	0- 0	0- 1		AWAY		1- 0		1- 0		9- 0			
6- 1	0- 0	0- 0		NEUTRAL		1- 1		0- 0		5- 0			
10- 1	0- 0	0- 0		NON-CONFERENCE		2- 1		1- 0		7- 0			
0- 0	0- 0	0- 0		HOME		0- 0		0- 0		0- 0			
4- 0	0- 0	0- 0		AWAY		1- 0		1- 0		2- 0			
6- 1	0- 0	0- 0		NEUTRAL		1- 1		0- 0		5- 0			
13- 3	0- 0	0- 2		CONFERENCE		0- 0		0- 0		13- 1			
6- 2	0- 0	0- 1		HOME		0- 0		0- 0		6- 1			
7- 1	0- 0	0- 1		AWAY		0- 0		0- 0		7- 0			
0- 0	0- 0	0- 0		NEUTRAL		0- 0		0- 0		0- 0			
RPI S	Opponent	Score		RPI S	Opponent	Score		RPI S	Opponent	Score			
				44 A	High Point	0 3		67 N	Miami (OH)	0 3			
				44 H	High Point	1 3		94 A	Arizona	3 2			
								99 N	ETSU	3 2			
								139 A	South Carolina	3 2			
								154 A	Campbell	3 1			
								154 H	Campbell	3 1			
								168 A	Lehigh	3 0			
								187 A	Virginia Tech	3 0			
								192 A	UNC Asheville	3 0			
								192 H	UNC Asheville	3 1			
								203 N	Eastern Ky.	3 0			
								203 N	Eastern Ky.	3 0			
								217 A	Winthrop	3 1			
								217 H	Winthrop	3 0			
								221 A	Liberty	3 0			
								221 H	Liberty	2 3			
								256 N	Marist	3 1			
								276 N	Grand Canyon	3 2			
								277 A	Presbyterian	3 1			
								277 H	Presbyterian	3 0			
								288 A	Gardner-Webb	3 0			
								288 H	Gardner-Webb	3 1			
								291 A	Charleston So.	3 0			
								291 H	Charleston So.	3 0			
								323 N	Coppin St.	3 0			
				LAST 10 GAMES									
				44 H	High Point	1 3		277 H	Presbyterian	3 0			
				154 H	Campbell	3 1		192 A	UNC Asheville	3 0			
				291 H	Charleston So.	3 0		291 A	Charleston So.	3 0			
				221 A	Liberty	3 0		217 H	Winthrop	3 0			
				288 H	Gardner-Webb	3 1		192 H	UNC Asheville	3 1			

Non-Div. I Games:

Radford

Average RPI Win: 153		WON-LOST	WINNING	LAST 10	STRENGTH OF		OPP. STRENGTH	TEAM	ADJ		CONF.	ADJ CONF.
Average RPI Loss: 117		RECORD	PCT. RANK	GAMES	SCHEDULE		OF SCHEDULE	RPI	RPI		RPI	RPI
DIV. I ONLY		16- 8	.66667	77	86		92	69	.5683		69	8
DIV. I NON-CONF.		4- 4	.5	159	145		100	147	.51255		147	9
TOTALS		RPI 1-25	RPI 26-50		W-L RECORDS		RPI 51-100		RPI 101-150		RPI 150+	
16- 8		0- 2	0- 1		OVERALL		3- 1		5- 1		8- 3	
7- 2		0- 1	0- 0		HOME		1- 0		2- 0		4- 1	
7- 4		0- 1	0- 1		AWAY		2- 1		1- 0		4- 1	
2- 2		0- 0	0- 0		NEUTRAL		0- 0		2- 1		0- 1	
4- 4		0- 0	0- 1		NON-CONFERENCE		0- 1		2- 1		2- 1	
1- 0		0- 0	0- 0		HOME		0- 0		0- 0		1- 0	
1- 2		0- 0	0- 1		AWAY		0- 1		0- 0		1- 0	
2- 2		0- 0	0- 0		NEUTRAL		0- 0		2- 1		0- 1	
12- 4		0- 2	0- 0		CONFERENCE		3- 0		3- 0		6- 2	
6- 2		0- 1	0- 0		HOME		1- 0		2- 0		3- 1	
6- 2		0- 1	0- 0		AWAY		2- 0		1- 0		3- 1	
0- 0		0- 0	0- 0		NEUTRAL		0- 0		0- 0		0- 0	
RPI S	Opponent	Score	RPI S	Opponent	Score	RPI S	Opponent	Score	RPI S	Opponent	Score	
16 A	Wichita St.	0 3	46 A	Maryland	2 3	65 A	SMU	3 2	105 N	Colgate	0 3	
16 H	Wichita St.	1 3				65 H	SMU	3 1	122 N	Northeastern	3 0	
						83 A	Villanova	1 3	126 N	St. John's (NY)	3 0	
						97 A	UCF	3 2	134 H	Cincinnati	3 1	
									141 A	Tulsa	3 2	
									141 H	Tulsa	3 1	
									155 H	East Carolina	1 3	
									159 A	Tulane	3 1	
									159 H	Tulane	3 0	
									160 A	Albany (NY)	3 0	
									173 A	South Fla.	3 0	
									198 A	Houston	3 2	
									198 H	Houston	3 0	
									234 H	Boston College	3 0	
									239 N	UMBC	1 3	
									272 A	Memphis	2 3	
									272 H	Memphis	3 0	
LAST 10 GAMES												
	141 A	Tulsa	3	2		198 H	Houston	3	0			
	65 A	SMU	3	2		65 H	SMU	3	1			
	16 A	Wichita St.	0	3		141 H	Tulsa	3	1			
	272 A	Memphis	2	3		97 A	UCF	3	2			
	159 H	Tulane	3	0		173 A	South Fla.	3	0			

Non-Div. I Games:

Temple

Average RPI Win: 196		WON-LOST RECORD		WINNING PCT. RANK		LAST 10 GAMES		STRENGTH OF SCHEDULE		OPP. STRENGTH OF SCHEDULE		TEAM RPI		ADJ RPI		CONF. RPI		ADJ CONF. RPI	
DIV. I ONLY		23- 8		.74194 49		9- 1		143		167		70		.56474 70		25		25	
DIV. I NON-CONF.		9- 6		.6 119		0- 0		96		97		93		.55777 93		23		22	
TOTALS		RPI 1-25		RPI 26-50		W-L RECORDS		RPI 51-100		RPI 101-150		RPI 150+							
23- 8		0- 1		0- 1		OVERALL		5- 1		4- 4		14- 1							
12- 2		0- 0		0- 0		HOME		2- 1		3- 1		7- 0							
9- 2		0- 1		0- 0		AWAY		3- 0		0- 1		6- 0							
2- 4		0- 0		0- 1		NEUTRAL		0- 0		1- 2		1- 1							
9- 6		0- 1		0- 1		NON-CONFERENCE		2- 1		3- 2		4- 1							
4- 1		0- 0		0- 0		HOME		1- 1		2- 0		1- 0							
3- 1		0- 1		0- 0		AWAY		1- 0		0- 0		2- 0							
2- 4		0- 0		0- 1		NEUTRAL		0- 0		1- 2		1- 1							
14- 2		0- 0		0- 0		CONFERENCE		3- 0		1- 2		10- 0							
8- 1		0- 0		0- 0		HOME		1- 0		1- 1		6- 0							
6- 1		0- 0		0- 0		AWAY		2- 0		0- 1		4- 0							
0- 0		0- 0		0- 0		NEUTRAL		0- 0		0- 0		0- 0							
RPI S	Opponent	Score		RPI S	Opponent	Score		RPI S	Opponent	Score		RPI S	Opponent	Score					
17 A	Baylor	1	3	42 N	VCU	0	3	65 H	SMU	2	3	107 H	UTSA	3	2				
								66 H	TCU	3	1	107 N	UTSA	2	3				
								89 A	Coastal Caro.	3	0	120 H	South Ala.	0	3				
								91 A	SFA	3	1	126 N	St. John's (NY)	1	3				
								95 A	Arkansas St.	3	0	134 N	Cincinnati	3	2				
								95 H	Arkansas St.	3	0	140 H	Houston Baptist	3	0				
												147 A	Louisiana	2	3				
												147 H	Louisiana	3	0				
												152 A	Xavier	3	0				
												174 N	Western Mich.	1	3				
												214 A	Sam Houston St.	3	2				
												214 N	Sam Houston St.	3	0				
												230 A	UT Arlington	3	2				
												230 H	UT Arlington	3	0				
												240 A	Appalachian St.	3	0				
												251 A	Little Rock	3	0				
												251 H	Little Rock	3	0				
												263 H	Georgia St.	3	0				
												282 H	Troy	3	0				
												300 H	Ga. Southern	3	0				
												306 H	UMass Lowell	3	0				
												308 A	La.-Monroe	3	0				
												308 H	La.-Monroe	3	0				
LAST 10 GAMES				LAST 10 GAMES				LAST 10 GAMES				LAST 10 GAMES							
				308 H	La.-Monroe	3	0	147 A	Louisiana	2	3								
				147 H	Louisiana	3	0	308 A	La.-Monroe	3	0								
				230 A	UT Arlington	3	2	263 H	Georgia St.	3	0								
				251 H	Little Rock	3	0	300 H	Ga. Southern	3	0								
				95 H	Arkansas St.	3	0	230 H	UT Arlington	3	0								

Non-Div. I Games:

Texas St.

A
m
e
r
i
c
a
n

American

[illegible]

Non-Div. I Games:

Central Ark.

Average RPI Win:	157	WON-LOST	WINNING	LAST 10	STRENGTH OF	OPP. STRENGTH	TEAM	ADJ	CONF.	ADJ CONF.	
Average RPI Loss:	55	RECORD	PCT. RANK	GAMES	SCHEDULE	OF SCHEDULE	RPI	RPI	RPI	RPI	
DIV. I ONLY	16- 12	.57143	123	3- 4	62	62	73	.56309	73	4	4
DIV. I NON-CONF.	9- 4	.69231	80	1- 1	90	202	82	.57425	83	3	4
<hr/>											
TOTALS	RPI 1-25	RPI 26-50		W-L RECORDS	RPI 51-100		RPI 101-150		RPI 150+		
16- 12	0- 1	0- 6		OVERALL	5- 4		2- 1		9- 0		
11- 6	0- 1	0- 3		HOME	4- 1		1- 1		6- 0		
4- 5	0- 0	0- 3		AWAY	1- 2		1- 0		2- 0		
1- 1	0- 0	0- 0		NEUTRAL	0- 1		0- 0		1- 0		
<hr/>											
9- 4	0- 0	0- 0		NON-CONFERENCE	1- 3		1- 1		7- 0		
7- 2	0- 0	0- 0		HOME	1- 1		1- 1		5- 0		
1- 1	0- 0	0- 0		AWAY	0- 1		0- 0		1- 0		
1- 1	0- 0	0- 0		NEUTRAL	0- 1		0- 0		1- 0		
<hr/>											
7- 8	0- 1	0- 6		CONFERENCE	4- 1		1- 0		2- 0		
4- 4	0- 1	0- 3		HOME	3- 0		0- 0		1- 0		
3- 4	0- 0	0- 3		AWAY	1- 1		1- 0		1- 0		
0- 0	0- 0	0- 0		NEUTRAL	0- 0		0- 0		0- 0		
<hr/>											
RPI S	Opponent	Score	RPI S	Opponent	Score	RPI S	Opponent	Score	RPI S	Opponent	Score
2	H Florida	0 3	33	A LSU	2 3	51	H Alabama	3 1	120	H South Ala.	2 3
			35	A Missouri	0 3	57	A Georgia	0 3	120	H South Ala.	3 1
			35	H Missouri	1 3	57	H Georgia	3 2	139	A South Carolina	3 0
			37	H Auburn	1 3	58	A Texas A&M	3 1	184	A Northern Colo.	3 0
			49	A Arkansas	2 3	58	H Texas A&M	3 1	187	N Virginia Tech	3 2
			49	H Arkansas	2 3	59	H Austin Peay	3 0	189	A Mississippi St.	3 0
						65	N SMU	1 3	189	H Mississippi St.	3 1
						81	H North Dakota	2 3	201	H Chattanooga	3 0
						95	A Arkansas St.	1 3	227	H Northwestern St.	3 0
									244	H Florida A&M	3 0
									265	H Mercer	3 2
									279	H Louisiana Tech	3 2
<hr/>											
LAST 10 GAMES											
120	H South Ala.	3 1	49	H Arkansas	2 3	35	H Missouri	1 3			
120	H South Ala.	2 3	58	A Texas A&M	3 1	33	A LSU	2 3			
58	H Texas A&M	3 1	139	A South Carolina	3 0						
57	A Georgia	0 3									
189	H Mississippi St.	3 1									

Non-Div. I Games:

Ole Miss

Average RPI Win:		196	WON-LOST RECORD		WINNING PCT. RANK	LAST 10 GAMES	STRENGTH OF SCHEDULE		OPP. STRENGTH OF SCHEDULE	TEAM RPI	ADJ RPI	CONF. RPI	ADJ CONF. RPI		
Average RPI Loss:		81													
DIV. I ONLY			21- 6	.77778	34	6- 4	221	98	74	.56121	74	9	9		
DIV. I NON-CONF.			12- 1	.92308	9	0- 0	218	110	62	.5895	63	8	8		
TOTALS		RPI 1-25	RPI 26-50		W-L RECORDS		RPI 51-100		RPI 101-150		RPI 150+				
21- 6	0- 3		0- 1		OVERALL		3- 0		3- 0		15- 2				
9- 1	0- 1		0- 0		HOME		0- 0		1- 0		8- 0				
7- 4	0- 1		0- 0		AWAY		1- 0		2- 0		4- 1				
5- 1	0- 1		0- 0		NEUTRAL		2- 0		0- 0		3- 0				
12- 1	0- 1		0- 0		NON-CONFERENCE		3- 0		1- 0		8- 0				
4- 0	0- 0		0- 0		HOME		0- 0		0- 0		4- 0				
3- 0	0- 0		0- 0		AWAY		1- 0		1- 0		1- 0				
5- 1	0- 1		0- 0		NEUTRAL		2- 0		0- 0		3- 0				
9- 5	0- 2		0- 1		CONFERENCE		0- 0		2- 0		7- 2				
5- 1	0- 1		0- 0		HOME		0- 0		1- 0		4- 0				
4- 4	0- 1		0- 1		AWAY		0- 0		1- 0		3- 2				
0- 0	0- 0		0- 0		NEUTRAL		0- 0		0- 0		0- 0				
RPI	S	Opponent	Score	RPI	S	Opponent	Score	RPI	S	Opponent	Score	RPI	S	Opponent	Score
19	A	Cal Poly	0 3	47	A	Hawaii	1 3	54	N	Kennesaw St.	3 0	135	A	UC Davis	3 2
19	H	Cal Poly	0 3					96	N	Illinois St.	3 1	135	H	UC Davis	3 1
25	N	Louisville	0 3					98	A	California	3 1	146	A	Saint Louis	3 1
												170	A	UC Santa Barbara	2 3
												185	A	CSUN	3 2
												185	H	CSUN	3 1
												190	N	Seattle U	3 0
												204	A	UNLV	3 2
												206	A	Long Beach St.	0 3
												206	H	Long Beach St.	3 1
												211	H	CSU Bakersfield	3 0
												215	N	Weber St.	3 0
												216	H	Montana St.	3 0
												225	A	UC Riverside	3 0
												225	H	UC Riverside	3 0
												243	H	Fresno St.	3 0
												264	N	Loyola Chicago	3 0
												292	A	Cal St. Fullerton	3 1
												292	H	Cal St. Fullerton	3 0
												294	H	San Francisco	3 0
				LAST 10 GAMES											

Non-Div. I Games:

UC Irvine

Average RPI Win:		194	WON-LOST RECORD		WINNING PCT. RANK		LAST 10 GAMES		STRENGTH OF SCHEDULE		OPP. STRENGTH OF SCHEDULE		TEAM RPI		ADJ RPI		CONF. RPI		ADJ CONF. RPI	
DIV. I ONLY			16- 7		.69565 69		7- 3		139		103		77		.55876 77		12		12	
DIV. I NON-CONF.			6- 3		.66667 85		0- 0		161		42		94		.55614 94		16		16	
TOTALS		RPI 1-25		RPI 26-50		W-L RECORDS		RPI 51-100		RPI 101-150		RPI 150+								
16- 7		0- 2		0- 1		OVERALL		1- 1		2- 1		13- 2								
8- 2		0- 0		0- 0		HOME		0- 1		1- 0		7- 1								
6- 3		0- 1		0- 0		AWAY		1- 0		0- 1		5- 1								
2- 2		0- 1		0- 1		NEUTRAL		0- 0		1- 0		1- 0								
6- 3		0- 2		0- 1		NON-CONFERENCE		0- 0		1- 0		5- 0								
3- 0		0- 0		0- 0		HOME		0- 0		0- 0		3- 0								
1- 1		0- 1		0- 0		AWAY		0- 0		0- 0		1- 0								
2- 2		0- 1		0- 1		NEUTRAL		0- 0		1- 0		1- 0								
10- 4		0- 0		0- 0		CONFERENCE		1- 1		1- 1		8- 2								
5- 2		0- 0		0- 0		HOME		0- 1		1- 0		4- 1								
5- 2		0- 0		0- 0		AWAY		1- 0		0- 1		4- 1								
0- 0		0- 0		0- 0		NEUTRAL		0- 0		0- 0		0- 0								
RPI	S	Opponent		Score		RPI	S	Opponent		Score		RPI	S	Opponent		Score				
1	A	Penn St.		0	3	49	N	Arkansas		0	3	63	A	Princeton		3	0			
9	N	Southern California		0	3							63	H	Princeton		1	3			
												136	A	Cornell		0	3			
												136	H	Cornell		3	1			
												142	N	Ohio		3	0			
												151	A	Harvard		3	1			
												151	H	Harvard		2	3			
												158	N	Wake Forest		3	0			
												170	A	UC Santa Barbara		3	1			
												178	A	Penn		2	3			
												178	H	Penn		3	1			
												197	H	Rhode Island		3	1			
												202	A	Dartmouth		3	0			
												202	H	Dartmouth		3	0			
												213	A	Columbia		3	2			
												213	H	Columbia		3	0			
												257	H	Clemson		3	0			
												258	H	Delaware		3	0			
												283	A	Brown		3	1			
												283	H	Brown		3	0			
LAST 10 GAMES																				
		213 A Columbia		3	2			63 A Princeton		3	0									
		136 A Cornell		0	3			283 A Brown		3	1									
		202 H Dartmouth		3	0			151 A Harvard		3	1									
		151 H Harvard		2	3			202 A Dartmouth		3	0									
		178 A Penn		2	3			136 H Cornell		3	1									

Non-Div. I Games:

Yale

Average RPI Win:	169	WON-LOST RECORD	WINNING PCT. RANK	LAST 10 GAMES	STRENGTH OF SCHEDULE	OPP. STRENGTH OF SCHEDULE	TEAM RPI	ADJ RPI	CONF. RPI	ADJ CONF. RPI	
DIV. I ONLY		14- 14	.5 161	2- 8	49	36	82	.55786 78	2	2	
DIV. I NON-CONF.		10- 2	.83333 30	0- 0	114	153	45	.60443 47	2	2	
<hr/>											
TOTALS	RPI 1-25	RPI 26-50		W-L RECORDS	RPI 51-100		RPI 101-150		RPI 150+		
14- 14	0- 7	1- 7		OVERALL	2- 0		3- 0		8- 0		
2- 5	0- 2	0- 3		HOME	0- 0		1- 0		1- 0		
5- 8	0- 5	1- 3		AWAY	1- 0		0- 0		3- 0		
7- 1	0- 0	0- 1		NEUTRAL	1- 0		2- 0		4- 0		
<hr/>											
10- 2	0- 0	0- 2		NON-CONFERENCE	2- 0		2- 0		6- 0		
0- 0	0- 0	0- 0		HOME	0- 0		0- 0		0- 0		
3- 1	0- 0	0- 1		AWAY	1- 0		0- 0		2- 0		
7- 1	0- 0	0- 1		NEUTRAL	1- 0		2- 0		4- 0		
<hr/>											
4- 12	0- 7	1- 5		CONFERENCE	0- 0		1- 0		2- 0		
2- 5	0- 2	0- 3		HOME	0- 0		1- 0		1- 0		
2- 7	0- 5	1- 2		AWAY	0- 0		0- 0		1- 0		
0- 0	0- 0	0- 0		NEUTRAL	0- 0		0- 0		0- 0		
<hr/>											
RPI S	Opponent	Score	RPI S	Opponent	Score	RPI S	Opponent	Score	RPI S	Opponent	Score
1 A	Penn St.	0 3	27 A	Illinois	0 3	84 A	Duke	3 0	112 N	Bowling Green	3 0
6 A	Nebraska	0 3	27 H	Illinois	0 3	92 N	Seton Hall	3 0	129 H	Indiana	3 2
11 A	Michigan St.	0 3	33 N	LSU	2 3				139 N	South Carolina	3 1
11 H	Michigan St.	0 3	34 A	Michigan	3 2				164 N	Army West Point	3 1
13 A	Wisconsin	0 3	38 H	Ohio St.	0 3				173 A	South Fla.	3 1
18 A	Purdue	0 3	42 A	VCU	0 3				181 N	UNCW	3 0
18 H	Purdue	0 3	45 A	Iowa	0 3				229 A	Rutgers	3 0
			46 H	Maryland	2 3				229 H	Rutgers	3 0
									233 N	Milwaukee	3 0
									248 A	DePaul	3 0
									319 N	Ark.-Pine Bluff	3 0
<hr/>											
LAST 10 GAMES											
11 A	Michigan St.	0 3	229 H	Rutgers	3 0						
34 A	Michigan	3 2	45 A	Iowa	0 3						
11 H	Michigan St.	0 3	6 A	Nebraska	0 3						
27 A	Illinois	0 3	38 H	Ohio St.	0 3						
13 A	Wisconsin	0 3	46 H	Maryland	2 3						

Non-Div. I Games:

Northwestern

[illegible]

Non-Div. I Games:

Wyoming

Average RPI Win: 234		WON-LOST RECORD	WINNING PCT. RANK		LAST 10 GAMES		STRENGTH OF SCHEDULE		OPP. STRENGTH OF SCHEDULE		TEAM RPI	ADJ RPI		CONF. RPI	ADJ CONF. RPI
Average RPI Loss: 116															
DIV. I ONLY		23- 5	.82143	23	9- 1		234		253		79	.55685	80	24	23
DIV. I NON-CONF.		10- 2	.83333	30	0- 0		299		237		125	.5251	125	26	26
TOTALS		RPI 1-25		RPI 26-50		W-L RECORDS		RPI 51-100		RPI 101-150		RPI 150+			
23- 5	0- 0			0- 0		OVERALL		0- 2		2- 2		21- 1			
12- 2	0- 0			0- 0		HOME		0- 1		2- 1		10- 0			
7- 3	0- 0			0- 0		AWAY		0- 1		0- 1		7- 1			
4- 0	0- 0			0- 0		NEUTRAL		0- 0		0- 0		4- 0			
10- 2	0- 0			0- 0		NON-CONFERENCE		0- 0		0- 1		10- 1			
5- 1	0- 0			0- 0		HOME		0- 0		0- 1		5- 0			
1- 1	0- 0			0- 0		AWAY		0- 0		0- 0		1- 1			
4- 0	0- 0			0- 0		NEUTRAL		0- 0		0- 0		4- 0			
13- 3	0- 0			0- 0		CONFERENCE		0- 2		2- 1		11- 0			
7- 1	0- 0			0- 0		HOME		0- 1		2- 0		5- 0			
6- 2	0- 0			0- 0		AWAY		0- 1		0- 1		6- 0			
0- 0	0- 0			0- 0		NEUTRAL		0- 0		0- 0		0- 0			
RPI	S	Opponent	Score	RPI	S	Opponent	Score	RPI	S	Opponent	Score	RPI	S	Opponent	Score
								59	A	Austin Peay	2 3	118	A	Murray St.	2 3
								59	H	Austin Peay	2 3	118	H	Murray St.	3 2
												141	H	Tulsa	0 3
												149	H	Belmont	3 2
												162	H	Ill.-Chicago	3 0
												188	A	Eastern Ill.	3 1
												188	H	Eastern Ill.	3 0
												190	H	Seattle U	3 1
												201	A	Chattanooga	1 3
												203	A	Eastern Ky.	3 2
												212	H	Jacksonville St.	3 1
												219	H	Wright St.	3 1
												224	N	Toledo	3 2
												238	A	Fort Wayne	3 1
												246	A	UT Martin	3 2
												246	H	UT Martin	3 1
												250	H	Montana	3 1
												262	A	Tennessee St.	3 0
												263	N	Georgia St.	3 0
												266	A	Southeast Mo. St.	3 2
												266	H	Southeast Mo. St.	3 1
												268	H	UMKC	3 0
												284	A	Morehead St.	3 0
												298	N	Quinnipiac	3 0
												314	H	Tennessee Tech	3 0
												321	N	Jackson St.	3 0
				LAST 10 GAMES											
				246	A	UT Martin	3 2	118	H	Murray St.	3 2	284	A	Morehead St.	3 0
				266	A	Southeast Mo. St.	3 2	314	H	Tennessee Tech	3 0	298	N	Quinnipiac	3 0
				262	A	Tennessee St.	3 0	212	H	Jacksonville St.	3 1	314	H	Tennessee Tech	3 0
				188	H	Eastern Ill.	3 0	284	A	Morehead St.	3 0	321	N	Jackson St.	3 0
				59	H	Austin Peay	2 3	203	A	Eastern Ky.	3 2				

Non-Div. I Games:

SIUE

Average RPI Win:		210	WON-LOST RECORD		WINNING PCT. RANK		LAST 10 GAMES		STRENGTH OF SCHEDULE		OPP. STRENGTH OF SCHEDULE		TEAM RPI		ADJ RPI		CONF. RPI		ADJ CONF. RPI				
Average RPI Loss:		98																					
DIV. I ONLY			27- 7		.79412 30		7- 3		232		161		80		.55679 81		18		18				
DIV. I NON-CONF.			15- 3		.83333 30		0- 1		196		135		81		.57507 81		18		17				
TOTALS		RPI 1-25		RPI 26-50		W-L RECORDS		RPI 51-100		RPI 101-150		RPI 150+											
27- 7		0- 2		0- 0		OVERALL		1- 1		5- 3		21- 1											
11- 1		0- 0		0- 0		HOME		0- 0		2- 0		9- 1											
9- 5		0- 1		0- 0		AWAY		1- 1		2- 3		6- 0											
7- 1		0- 1		0- 0		NEUTRAL		0- 0		1- 0		6- 0											
15- 3		0- 2		0- 0		NON-CONFERENCE		1- 0		4- 1		10- 0											
4- 0		0- 0		0- 0		HOME		0- 0		1- 0		3- 0											
4- 2		0- 1		0- 0		AWAY		1- 0		2- 1		1- 0											
7- 1		0- 1		0- 0		NEUTRAL		0- 0		1- 0		6- 0											
12- 4		0- 0		0- 0		CONFERENCE		0- 1		1- 2		11- 1											
7- 1		0- 0		0- 0		HOME		0- 0		1- 0		6- 1											
5- 3		0- 0		0- 0		AWAY		0- 1		0- 2		5- 0											
0- 0		0- 0		0- 0		NEUTRAL		0- 0		0- 0		0- 0											
RPI	S	Opponent		Score		RPI	S	Opponent		Score		RPI	S	Opponent		Score		RPI	S	Opponent		Score	
15	A	Iowa St.		0	3							73	A	Ole Miss		3	2	102	N	IUPUI		3	2
19	N	Cal Poly		0	3							87	A	Sacramento St.		2	3	109	A	Portland St.		1	3
																		111	A	New Mexico St.		3	2
																		116	A	Georgia Tech		0	3
																		125	A	Idaho		2	3
																		125	H	Idaho		3	0
																		127	A	Green Bay		3	0
																		148	H	North Dakota St.		3	0
																		172	H	Northern Ariz.		3	0
																		175	N	New Mexico		3	0
																		184	A	Northern Colo.		3	0
																		184	H	Northern Colo.		3	1
																		201	N	Chattanooga		3	0
																		204	N	UNLV		3	1
																		215	H	Weber St.		3	0
																		216	A	Montana St.		3	0
																		216	H	Montana St.		2	3
																		218	H	Idaho St.		3	0
																		240	H	Appalachian St.		3	0
																		242	H	George Washington		3	0
																		244	N	Florida A&M		3	2
																		250	A	Montana		3	0
																		250	H	Montana		3	1
																		267	A	Eastern Wash.		3	0
																		267	H	Eastern Wash.		3	0
																		273	A	UTEP		3	0
																		279	N	Louisiana Tech		3	1
LAST 10 GAMES																							
						184	H	Northern Colo.		3	1	216	H	Montana St.		2	3	250	H	Montana		3	1
						172	H	Northern Ariz.		3	0	250	H	Montana		3	1	267	A	Eastern Wash.		3	0
						125	A	Idaho		2	3	215	H	Weber St.		3	0	267	H	Eastern Wash.		3	0
						267	A	Eastern Wash.		3	0	218	H	Idaho St.		3	0	273	A	UTEP		3	0
						15	A	Iowa St.		0	3	250	A	Montana		3	0	279	N	Louisiana Tech		3	1

Non-Div. I Games:

North Dakota

RPI	S	Opponent	Score	
290	N	Youngstown St.	3	0
295	A	Southern Utah	3	1
318	H	South Dakota St.	3	0

North Dakota

N
o
r
t
h
D
a
k
o
t
a

N
o
r
t
h
D
a
k
o
t
a

Average RPI Win:		179	WON-LOST RECORD		WINNING PCT. RANK		LAST 10 GAMES		STRENGTH OF SCHEDULE		OPP. STRENGTH OF SCHEDULE		TEAM RPI		ADJ RPI		CONF. RPI		ADJ CONF. RPI				
DIV. I ONLY			16- 11		.59259	112	4- 6		97		40		81		.55657		82		3		3		
DIV. I NON-CONF.			12- 2		.85714	24	1- 0		191		109		65		.58556		65		4		3		
TOTALS		RPI 1-25		RPI 26-50				W-L RECORDS		RPI 51-100				RPI 101-150				RPI 150+					
16- 11		0- 8		0- 0				OVERALL		2- 1				4- 2				10- 0					
7- 4		0- 4		0- 0				HOME		1- 0				3- 0				3- 0					
3- 7		0- 4		0- 0				AWAY		0- 1				0- 2				3- 0					
6- 0		0- 0		0- 0				NEUTRAL		1- 0				1- 0				4- 0					
12- 2		0- 2		0- 0				NON-CONFERENCE		1- 0				1- 0				10- 0					
3- 1		0- 1		0- 0				HOME		0- 0				0- 0				3- 0					
3- 1		0- 1		0- 0				AWAY		0- 0				0- 0				3- 0					
6- 0		0- 0		0- 0				NEUTRAL		1- 0				1- 0				4- 0					
4- 9		0- 6		0- 0				CONFERENCE		1- 1				3- 2				0- 0					
4- 3		0- 3		0- 0				HOME		1- 0				3- 0				0- 0					
0- 6		0- 3		0- 0				AWAY		0- 1				0- 2				0- 0					
0- 0		0- 0		0- 0				NEUTRAL		0- 0				0- 0				0- 0					
RPI	S	Opponent		Score		RPI	S	Opponent		Score		RPI	S	Opponent		Score		RPI	S	Opponent		Score	
1	H	Penn St.		0	3					66	A	TCU	1	3	107	N	UTSA	3	1				
4	A	Minnesota		0	3					66	H	TCU	3	1	115	H	Kansas St.	3	2				
5	A	Texas		0	3					88	N	Tennessee	3	0	117	A	Oklahoma	2	3				
5	H	Texas		2	3										117	H	Oklahoma	3	1				
12	H	Kansas		1	3										121	A	Texas Tech	1	3				
15	A	Iowa St.		1	3										121	H	Texas Tech	3	2				
15	H	Iowa St.		0	3										151	N	Harvard	3	0				
17	A	Baylor		0	3										164	A	Army West Point	3	2				
															177	N	Providence	3	1				
															195	A	Marshall	3	0				
															219	A	Wright St.	3	1				
															235	H	Robert Morris	3	0				
															246	H	UT Martin	3	0				
															258	H	Delaware	3	1				
															285	N	Akron	3	0				
															314	N	Tennessee Tech	3	0				
LAST 10 GAMES																							
						121	H	Texas Tech		3	2	66	A	TCU		1	3						
						15	H	Iowa St.		0	3	115	H	Kansas St.		3	2						
						117	A	Oklahoma		2	3	15	A	Iowa St.		1	3						
						235	H	Robert Morris		3	0	117	H	Oklahoma		3	1						
						5	A	Texas		0	3	17	A	Baylor		0	3						

Non-Div. I Games:

West Virginia

Average RPI Win:	152	WON-LOST RECORD	WINNING PCT. RANK	LAST 10 GAMES	STRENGTH OF SCHEDULE	OPP. STRENGTH OF SCHEDULE	TEAM RPI	ADJ RPI	CONF. RPI	ADJ CONF. RPI	
DIV. I ONLY		16- 11	.59259 112	5- 5	87	63	83	.55631 83	7	7	
DIV. I NON-CONF.		7- 4	.63636 100	0- 0	74	58	73	.58124 74	7	7	
<hr/>											
TOTALS	RPI 1-25	RPI 26-50		W-L RECORDS	RPI 51-100		RPI 101-150		RPI 150+		
16- 11	0- 3	1- 1		OVERALL	3- 3		3- 1		9- 3		
9- 2	0- 0	1- 0		HOME	3- 1		0- 1		5- 0		
4- 8	0- 2	0- 1		AWAY	0- 2		1- 0		3- 3		
3- 1	0- 1	0- 0		NEUTRAL	0- 0		2- 0		1- 0		
<hr/>											
7- 4	0- 2	0- 0		NON-CONFERENCE	1- 1		2- 0		4- 1		
3- 1	0- 0	0- 0		HOME	1- 1		0- 0		2- 0		
1- 2	0- 1	0- 0		AWAY	0- 0		0- 0		1- 1		
3- 1	0- 1	0- 0		NEUTRAL	0- 0		2- 0		1- 0		
<hr/>											
9- 7	0- 1	1- 1		CONFERENCE	2- 2		1- 1		5- 2		
6- 1	0- 0	1- 0		HOME	2- 0		0- 1		3- 0		
3- 6	0- 1	0- 1		AWAY	0- 2		1- 0		2- 2		
0- 0	0- 0	0- 0		NEUTRAL	0- 0		0- 0		0- 0		
<hr/>											
RPI S	Opponent	Score	RPI S	Opponent	Score	RPI S	Opponent	Score	RPI S	Opponent	Score
5 N	Texas	0 3	30 A	Marquette	2 3	56 A	Butler	2 3	110 N	Hofstra	3 2
9 A	Creighton	1 3	30 H	Marquette	3 2	56 H	Butler	3 0	116 N	Georgia Tech	3 1
23 A	San Diego	0 3				63 H	Princeton	0 3	126 A	St. John's (NY)	3 0
						69 H	Temple	3 1	126 H	St. John's (NY)	0 3
						92 A	Seton Hall	1 3	152 A	Xavier	1 3
						92 H	Seton Hall	3 1	152 H	Xavier	3 0
									160 H	Albany (NY)	3 0
									168 A	Lehigh	0 3
									177 A	Providence	1 3
									193 A	Virginia	3 1
									200 H	UConn	3 0
									209 A	Georgetown	3 0
									209 H	Georgetown	3 0
									221 N	Liberty	3 0
									248 A	DePaul	3 0
									248 H	DePaul	3 2
<hr/>											
LAST 10 GAMES											
30 A Marquette					2 3	56 A Butler					2 3
248 A DePaul					3 0	209 H Georgetown					3 0
126 H St. John's (NY)					0 3	248 H DePaul					3 2
92 H Seton Hall					3 1	30 H Marquette					3 2
152 A Xavier					1 3	92 A Seton Hall					1 3

Non-Div. I Games:

Villanova

Average RPI Win:	144	WON-LOST	WINNING	LAST 10	STRENGTH OF	OPP. STRENGTH	TEAM	ADJ	CONF.	ADJ CONF.	
Average RPI Loss:	74	RECORD	PCT. RANK	GAMES	SCHEDULE	OF SCHEDULE	RPI	RPI	RPI	RPI	
DIV. I ONLY		16- 11	.59259 112	5- 5	95	60	86	.55541 84	5	5	
DIV. I NON-CONF.		8- 3	.72727 69	0- 0	91	78	56	.59481 56	5	5	
<hr/>											
TOTALS	RPI 1-25	RPI 26-50		W-L RECORDS	RPI 51-100		RPI 101-150		RPI 150+		
16- 11	0- 1	2- 4		OVERALL	3- 3		2- 2		9- 1		
6- 7	0- 1	1- 2		HOME	1- 2		1- 2		3- 0		
7- 4	0- 0	1- 2		AWAY	1- 1		1- 0		4- 1		
3- 0	0- 0	0- 0		NEUTRAL	1- 0		0- 0		2- 0		
<hr/>											
8- 3	0- 0	1- 0		NON-CONFERENCE	3- 2		0- 1		4- 0		
2- 3	0- 0	0- 0		HOME	1- 2		0- 1		1- 0		
3- 0	0- 0	1- 0		AWAY	1- 0		0- 0		1- 0		
3- 0	0- 0	0- 0		NEUTRAL	1- 0		0- 0		2- 0		
<hr/>											
8- 8	0- 1	1- 4		CONFERENCE	0- 1		2- 1		5- 1		
4- 4	0- 1	1- 2		HOME	0- 0		1- 1		2- 0		
4- 4	0- 0	0- 2		AWAY	0- 1		1- 0		3- 1		
0- 0	0- 0	0- 0		NEUTRAL	0- 0		0- 0		0- 0		
<hr/>											
RPI S	Opponent	Score	RPI S	Opponent	Score	RPI S	Opponent	Score	RPI S	Opponent	Score
25 H	Louisville	2 3	26 A	Pittsburgh	1 3	55 A	North Carolina	1 3	116 A	Georgia Tech	3 1
			28 H	Miami (FL)	2 3	66 A	TCU	3 0	116 H	Georgia Tech	3 0
			31 A	Colorado St.	3 2	78 H	Northwestern	0 3	131 H	Syracuse	1 3
			36 A	NC State	0 3	89 H	Coastal Caro.	3 0	139 H	South Carolina	1 3
			39 H	Florida St.	1 3	97 N	UCF	3 2	158 A	Wake Forest	0 3
			40 H	Notre Dame	3 1	100 H	Loyola Marymount	1 3	158 H	Wake Forest	3 1
									168 N	Lehigh	3 2
									181 H	UNCW	3 0
									184 A	Northern Colo.	3 0
									187 A	Virginia Tech	3 2
									191 N	Utah Valley	3 2
									193 A	Virginia	3 1
									234 H	Boston College	3 0
									257 A	Clemson	3 0
<hr/>											
LAST 10 GAMES											
			26 A	Pittsburgh	1 3	116 A	Georgia Tech	3 1			
			158 A	Wake Forest	0 3	187 A	Virginia Tech	3 2			
			25 H	Louisville	2 3	193 A	Virginia	3 1			
			40 H	Notre Dame	3 1	39 H	Florida St.	1 3			
			257 A	Clemson	3 0	28 H	Miami (FL)	2 3			

Non-Div. I Games:

Duke

Average RPI Win:		145	WON-LOST RECORD		WINNING PCT. RANK		LAST 10 GAMES		STRENGTH OF SCHEDULE		OPP. STRENGTH OF SCHEDULE		TEAM RPI		ADJ RPI		CONF. RPI		ADJ CONF. RPI		
Average RPI Loss:		93																			
DIV. I ONLY			15- 12		.55556 131		8- 2		65		73		87		.55522 85		6		6		
DIV. I NON-CONF.			7- 5		.58333 127		0- 0		26		80		52		.59807 53		6		6		
TOTALS		RPI 1-25		RPI 26-50		W-L RECORDS		RPI 51-100		RPI 101-150		RPI 150+									
15- 12		1- 4		0- 0		OVERALL		2- 2		7- 5		5- 1									
6- 5		1- 2		0- 0		HOME		1- 0		2- 3		2- 0									
8- 5		0- 1		0- 0		AWAY		1- 1		4- 2		3- 1									
1- 2		0- 1		0- 0		NEUTRAL		0- 1		1- 0		0- 0									
7- 5		1- 2		0- 0		NON-CONFERENCE		1- 1		3- 1		2- 1									
2- 0		1- 0		0- 0		HOME		0- 0		1- 0		0- 0									
4- 3		0- 1		0- 0		AWAY		1- 0		1- 1		2- 1									
1- 2		0- 1		0- 0		NEUTRAL		0- 1		1- 0		0- 0									
8- 7		0- 2		0- 0		CONFERENCE		1- 1		4- 4		3- 0									
4- 5		0- 2		0- 0		HOME		1- 0		1- 3		2- 0									
4- 2		0- 0		0- 0		AWAY		0- 1		3- 1		1- 0									
0- 0		0- 0		0- 0		NEUTRAL		0- 0		0- 0		0- 0									
RPI	S	Opponent		Score		RPI	S	Opponent		Score		RPI	S	Opponent		Score					
8	A	Washington		0	3					71	A	American	3	2	101	A	Pacific	0	3		
12	H	Kansas		3	2					93	N	Boise St.	0	3	101	H	Pacific	1	3		
19	N	Cal Poly		0	3					100	A	Loyola Marymount	2	3	106	A	Pepperdine	3	2		
20	H	BYU		0	3					100	H	Loyola Marymount	3	2	106	H	Pepperdine	3	1		
23	H	San Diego		0	3										109	N	Portland St.	3	0		
															123	A	Portland	3	0		
															123	H	Portland	2	3		
															125	H	Idaho	3	0		
															128	A	San Jose St.	1	3		
															135	A	UC Davis	3	0		
															143	A	Gonzaga	3	2		
															143	H	Gonzaga	2	3		
															156	H	Saint Mary's (CA)	3	2		
															190	A	Seattle U	3	0		
															209	A	Georgetown	3	2		
															254	A	Howard	1	3		
															294	A	San Francisco	3	0		
															294	H	San Francisco	3	0		
LAST 10 GAMES																					
100 H Loyola Marymount						3	2	156 H Saint Mary's (CA)						3	2						
106 H Pepperdine						3	1	101 H Pacific						1	3						
294 A San Francisco						3	0	106 A Pepperdine						3	2						
143 A Gonzaga						3	2	100 A Loyola Marymount						2	3						
123 A Portland						3	0	294 H San Francisco						3	0						

Non-Div. I Games:

Santa Clara

Average RPI Win:	211	WON-LOST	WINNING	LAST 10	STRENGTH OF	OPP. STRENGTH	TEAM	ADJ	CONF.	ADJ CONF.		
Average RPI Loss:	100	RECORD	PCT. RANK	GAMES	SCHEDULE	OF SCHEDULE	RPI	RPI	RPI	RPI		
DIV. I ONLY		18- 8	.69231	70	8- 2	121	217	84	.55473	86	13	13
DIV. I NON-CONF.		9- 3	.75	58	0- 0	99	228	72	.58137	73	15	15
<hr/>												
TOTALS	RPI 1-25	RPI 26-50		W-L RECORDS		RPI 51-100		RPI 101-150		RPI 150+		
18- 8	0- 0	0- 3		OVERALL		2- 2		3- 2		13- 1		
5- 5	0- 0	0- 2		HOME		0- 0		0- 2		5- 1		
10- 1	0- 0	0- 0		AWAY		0- 1		3- 0		7- 0		
3- 2	0- 0	0- 1		NEUTRAL		2- 1		0- 0		1- 0		
<hr/>												
9- 3	0- 0	0- 1		NON-CONFERENCE		2- 1		2- 1		5- 0		
2- 1	0- 0	0- 0		HOME		0- 0		0- 1		2- 0		
4- 0	0- 0	0- 0		AWAY		0- 0		2- 0		2- 0		
3- 2	0- 0	0- 1		NEUTRAL		2- 1		0- 0		1- 0		
<hr/>												
9- 5	0- 0	0- 2		CONFERENCE		0- 1		1- 1		8- 1		
3- 4	0- 0	0- 2		HOME		0- 0		0- 1		3- 1		
6- 1	0- 0	0- 0		AWAY		0- 1		1- 0		5- 0		
0- 0	0- 0	0- 0		NEUTRAL		0- 0		0- 0		0- 0		
<hr/>												
RPI S	Opponent	Score	RPI S	Opponent	Score	RPI S	Opponent	Score	RPI S	Opponent	Score	
			28 N	Miami (FL)	2 3	64 A	Rice	2 3	104 A	FGCU	3 1	
			32 H	Western Ky.	2 3	89 N	Coastal Caro.	3 0	107 H	UTSA	0 3	
			48 H	North Texas	1 3	91 N	SFA	3 0	132 A	UNCG	3 0	
						97 N	UCF	1 3	138 A	Southern Miss.	3 2	
									148 H	North Dakota St.	1 3	
									153 N	Central Conn. St.	3 0	
									180 A	Charlotte	3 0	
									180 H	Charlotte	3 1	
									195 H	Marshall	3 0	
									249 A	UAB	3 0	
									271 A	Bethune-Cookman	3 2	
									273 H	UTEP	3 0	
									274 A	FIU	3 0	
									274 H	FIU	1 3	
									279 A	Louisiana Tech	3 0	
									280 A	Middle Tenn.	3 0	
									287 A	Stetson	3 0	
									287 H	Stetson	3 1	
									328 H	Savannah St.	3 0	
<hr/>												
			LAST 10 GAMES									
			180 A	Charlotte	3 0	274 A	FIU	3 0				
			249 A	UAB	3 0	138 A	Southern Miss.	3 2				
			273 H	UTEP	3 0	279 A	Louisiana Tech	3 0				
			107 H	UTSA	0 3	48 H	North Texas	1 3				
			195 H	Marshall	3 0	280 A	Middle Tenn.	3 0				

Non-Div. I Games:

Fla. Atlantic

Average RPI Win:	199	WON-LOST	WINNING	LAST 10	STRENGTH OF	OPP. STRENGTH	TEAM	ADJ	CONF.	ADJ CONF.	
Average RPI Loss:	86	RECORD	PCT. RANK	GAMES	SCHEDULE	OF SCHEDULE	RPI	RPI	RPI	RPI	
DIV. I ONLY	24- 8	.75	44	9- 1	211	121	85	.5543	87	18	18
DIV. I NON-CONF.	9- 7	.5625	136	0- 0	183	72	136	.51745	136	18	17
<hr/>											
TOTALS	RPI 1-25	RPI 26-50		W-L RECORDS		RPI 51-100		RPI 101-150		RPI 150+	
24- 8	0- 1	0- 2		OVERALL		1- 1		5- 3		18- 1	
9- 1	0- 0	0- 0		HOME		1- 0		1- 1		7- 0	
10- 3	0- 0	0- 0		AWAY		0- 1		3- 1		7- 1	
5- 4	0- 1	0- 2		NEUTRAL		0- 0		1- 1		4- 0	
<hr/>											
9- 7	0- 1	0- 2		NON-CONFERENCE		0- 1		2- 3		7- 0	
1- 1	0- 0	0- 0		HOME		0- 0		0- 1		1- 0	
3- 2	0- 0	0- 0		AWAY		0- 1		1- 1		2- 0	
5- 4	0- 1	0- 2		NEUTRAL		0- 0		1- 1		4- 0	
<hr/>											
15- 1	0- 0	0- 0		CONFERENCE		1- 0		3- 0		11- 1	
8- 0	0- 0	0- 0		HOME		1- 0		1- 0		6- 0	
7- 1	0- 0	0- 0		AWAY		0- 0		2- 0		5- 1	
0- 0	0- 0	0- 0		NEUTRAL		0- 0		0- 0		0- 0	
<hr/>											
RPI S	Opponent	Score		RPI S	Opponent	Score		RPI S	Opponent	Score	
20 N	BYU	0	3	35 N	Missouri	2	3	81 H	North Dakota	3	2
				35 N	Missouri	1	3	93 A	Boise St.	2	3

Non-Div. I Games:

Sacramento St.

Average RPI Win:	141	WON-LOST RECORD	WINNING PCT. RANK	LAST 10 GAMES	STRENGTH OF SCHEDULE	OPP. STRENGTH OF SCHEDULE	TEAM RPI	ADJ RPI	CONF. RPI	ADJ CONF. RPI	
Average RPI Loss:	50										
DIV. I ONLY	11- 13	.45833	190	3- 7	44	30	88	.55368	88	4	4
DIV. I NON-CONF.	7- 2	.77778	50	0- 0	104	115	51	.59651	55	3	4
<hr/>											
TOTALS	RPI 1-25	RPI 26-50		W-L RECORDS	RPI 51-100		RPI 101-150		RPI 150+		
11- 13	0- 4	2- 3		OVERALL	1- 4		2- 2		6- 0		
8- 4	0- 1	1- 1		HOME	0- 1		1- 1		6- 0		
2- 8	0- 3	1- 2		AWAY	1- 2		0- 1		0- 0		
1- 1	0- 0	0- 0		NEUTRAL	0- 1		1- 0		0- 0		
<hr/>											
7- 2	0- 1	0- 0		NON-CONFERENCE	0- 1		2- 0		5- 0		
6- 0	0- 0	0- 0		HOME	0- 0		1- 0		5- 0		
0- 1	0- 1	0- 0		AWAY	0- 0		0- 0		0- 0		
1- 1	0- 0	0- 0		NEUTRAL	0- 1		1- 0		0- 0		
<hr/>											
4- 11	0- 3	2- 3		CONFERENCE	1- 3		0- 2		1- 0		
2- 4	0- 1	1- 1		HOME	0- 1		0- 1		1- 0		
2- 7	0- 2	1- 2		AWAY	1- 2		0- 1		0- 0		
0- 0	0- 0	0- 0		NEUTRAL	0- 0		0- 0		0- 0		
<hr/>											
RPI S	Opponent	Score	RPI S	Opponent	Score	RPI S	Opponent	Score	RPI S	Opponent	Score
2 A	Florida	0 3	33 A	LSU	3 0	51 A	Alabama	2 3	103 H	Furman	3 2
2 H	Florida	0 3	35 H	Missouri	3 1	51 H	Alabama	2 3	107 N	UTSA	3 1
3 A	Kentucky	0 3	37 A	Auburn	1 3	57 A	Georgia	3 2	139 A	South Carolina	1 3
4 A	Minnesota	0 3	37 H	Auburn	2 3	58 A	Texas A&M	2 3	139 H	South Carolina	1 3
			49 A	Arkansas	0 3	82 N	West Virginia	0 3	161 H	Wofford	3 0
									174 H	Western Mich.	3 1
									189 H	Mississippi St.	3 1
									195 H	Marshall	3 0
									242 H	George Washington	3 0
									260 H	USC Upstate	3 1
<hr/>											
			LAST 10 GAMES								
			51 A Alabama 2 3			58 A Texas A&M 2 3					
			37 A Auburn 1 3			3 A Kentucky 0 3					
			2 H Florida 0 3			35 H Missouri 3 1					
			139 H South Carolina 1 3			57 A Georgia 3 2					
			33 A LSU 3 0			51 H Alabama 2 3					

Non-Div. I Games:

Tennessee

Average RPI Win:	215	WON-LOST	WINNING	LAST 10	STRENGTH OF	OPP. STRENGTH	TEAM	ADJ	CONF.	ADJ CONF.	
Average RPI Loss:	64	RECORD	PCT. RANK	GAMES	SCHEDULE	OF SCHEDULE	RPI	RPI	RPI	RPI	
DIV. I ONLY	18- 7	.72	55	9- 1	185	134	89	.55303	89	25	25
DIV. I NON-CONF.	3- 6	.33333	248	1- 1	102	19	162	.50128	159	23	22
<hr/>											
TOTALS	RPI 1-25	RPI 26-50		W-L RECORDS	RPI 51-100		RPI 101-150		RPI 150+		
18- 7	0- 0	0- 2		OVERALL	2- 5		4- 0		12- 0		
6- 1	0- 0	0- 0		HOME	0- 1		1- 0		5- 0		
9- 5	0- 0	0- 2		AWAY	1- 3		2- 0		6- 0		
3- 1	0- 0	0- 0		NEUTRAL	1- 1		1- 0		1- 0		
<hr/>											
3- 6	0- 0	0- 2		NON-CONFERENCE	1- 4		1- 0		1- 0		
0- 0	0- 0	0- 0		HOME	0- 0		0- 0		0- 0		
0- 5	0- 0	0- 2		AWAY	0- 3		0- 0		0- 0		
3- 1	0- 0	0- 0		NEUTRAL	1- 1		1- 0		1- 0		
<hr/>											
15- 1	0- 0	0- 0		CONFERENCE	1- 1		3- 0		11- 0		
6- 1	0- 0	0- 0		HOME	0- 1		1- 0		5- 0		
9- 0	0- 0	0- 0		AWAY	1- 0		2- 0		6- 0		
0- 0	0- 0	0- 0		NEUTRAL	0- 0		0- 0		0- 0		
<hr/>											
RPI S	Opponent	Score	RPI S	Opponent	Score	RPI S	Opponent	Score	RPI S	Opponent	Score
			45 A	Iowa	2 3	55 A	North Carolina	2 3	107 N	UTSA	3 2
			45 A	Iowa	0 3	66 A	TCU	0 3	120 A	South Ala.	3 0
						70 H	Texas St.	0 3	120 H	South Ala.	3 0
						71 N	American	3 0	147 A	Louisiana	3 2
						84 A	Duke	0 3	230 H	UT Arlington	3 0
						86 N	Fla. Atlantic	0 3	240 A	Appalachian St.	3 2
						95 A	Arkansas St.	3 1	240 H	Appalachian St.	3 1
									245 N	Indiana St.	3 0
									251 A	Little Rock	3 1
									263 A	Georgia St.	3 0
									263 H	Georgia St.	3 2
									282 A	Troy	3 1
									282 H	Troy	3 0
									300 A	Ga. Southern	3 2
									300 H	Ga. Southern	3 1
									308 A	La.-Monroe	3 0
<hr/>											
LAST 10 GAMES											
			86 N	Fla. Atlantic	0 3	300 A	Ga. Southern	3 2			
			71 N	American	3 0	120 H	South Ala.	3 0			
			282 A	Troy	3 1	282 H	Troy	3 0			
			120 A	South Ala.	3 0	147 A	Louisiana	3 2			
			263 A	Georgia St.	3 0	308 A	La.-Monroe	3 0			

Non-Div. I Games:

Coastal Caro.

Average RPI Win:	208	WON-LOST RECORD	WINNING PCT. RANK	LAST 10 GAMES	STRENGTH OF SCHEDULE	OPP. STRENGTH OF SCHEDULE	TEAM RPI	ADJ RPI	CONF. RPI	ADJ CONF. RPI	
DIV. I ONLY		15- 12	.55556 131	7- 3	66	100	92	.55212 90	19	19	
DIV. I NON-CONF.		7- 6	.53846 145	1- 0	25	17	55	.59839 52	19	19	
<hr/>											
TOTALS	RPI 1-25	RPI 26-50		W-L RECORDS	RPI 51-100		RPI 101-150		RPI 150+		
15- 12	0- 3	1- 2		OVERALL	2- 3		2- 4		10- 0		
6- 5	0- 1	0- 1		HOME	2- 1		0- 2		4- 0		
5- 6	0- 2	0- 1		AWAY	0- 1		1- 2		4- 0		
4- 1	0- 0	1- 0		NEUTRAL	0- 1		1- 0		2- 0		
<hr/>											
7- 6	0- 3	1- 2		NON-CONFERENCE	2- 1		2- 0		2- 0		
2- 2	0- 1	0- 1		HOME	2- 0		0- 0		0- 0		
1- 3	0- 2	0- 1		AWAY	0- 0		1- 0		0- 0		
4- 1	0- 0	1- 0		NEUTRAL	0- 1		1- 0		2- 0		
<hr/>											
8- 6	0- 0	0- 0		CONFERENCE	0- 2		0- 4		8- 0		
4- 3	0- 0	0- 0		HOME	0- 1		0- 2		4- 0		
4- 3	0- 0	0- 0		AWAY	0- 1		0- 2		4- 0		
0- 0	0- 0	0- 0		NEUTRAL	0- 0		0- 0		0- 0		
<hr/>											
RPI S	Opponent	Score		RPI S	Opponent	Score		RPI S	Opponent	Score	
2 A	Florida	1	3	32 H	Western Ky.	0	3	54 A	Kennesaw St.	2	3
13 A	Wisconsin	0	3	38 A	Ohio St.	0	3	54 H	Kennesaw St.	2	3
16 H	Wichita St.	0	3	41 N	Missouri St.	3	2	58 N	Texas A&M	1	3
								94 H	Arizona	3	1
								99 H	ETSU	3	0

Non-Div. I Games:

Lipscomb

Average RPI Win: 229		WON-LOST RECORD		WINNING PCT. RANK		LAST 10 GAMES		STRENGTH OF SCHEDULE		OPP. STRENGTH OF SCHEDULE		TEAM RPI		ADJ RPI		CONF. RPI		ADJ CONF. RPI	
DIV. I ONLY		26- 6		.8125 25		9- 1		270		214		90		.54918 91		26		27	
DIV. I NON-CONF.		12- 4		.75 58		0- 0		189		178		95		.55389 95		24		24	
TOTALS		RPI 1-25		RPI 26-50		W-L RECORDS		RPI 51-100		RPI 101-150		RPI 150+							
26- 6		0- 0		0- 0		OVERALL		1- 4		3- 2		22- 0							
11- 2		0- 0		0- 0		HOME		1- 1		2- 1		8- 0							
10- 2		0- 0		0- 0		AWAY		0- 1		1- 1		9- 0							
5- 2		0- 0		0- 0		NEUTRAL		0- 2		0- 0		5- 0							
12- 4		0- 0		0- 0		NON-CONFERENCE		0- 4		2- 0		10- 0							
4- 1		0- 0		0- 0		HOME		0- 1		2- 0		2- 0							
3- 1		0- 0		0- 0		AWAY		0- 1		0- 0		3- 0							
5- 2		0- 0		0- 0		NEUTRAL		0- 2		0- 0		5- 0							
14- 2		0- 0		0- 0		CONFERENCE		1- 0		1- 2		12- 0							
7- 1		0- 0		0- 0		HOME		1- 0		0- 1		6- 0							
7- 1		0- 0		0- 0		AWAY		0- 0		1- 1		6- 0							
0- 0		0- 0		0- 0		NEUTRAL		0- 0		0- 0		0- 0							
RPI	S	Opponent	Score	RPI	S	Opponent	Score	RPI	S	Opponent	Score	RPI	S	Opponent	Score				
								64	A	Rice	2 3	105	H	Colgate	3 1				
								70	H	Texas St.	1 3	113	A	A&M-Corpus Christi	3 2				
								72	H	Central Ark.	3 0	113	H	A&M-Corpus Christi	0 3				
								86	N	Fla. Atlantic	0 3	140	A	Houston Baptist	0 3				
								95	N	Arkansas St.	0 3	141	H	Tulsa	3 2				
												153	N	Central Conn. St.	3 1				
												159	N	Tulane	3 1				
												173	N	South Fla.	3 1				
												179	H	McNeese	3 1				
												189	A	Mississippi St.	3 0				
												209	N	Georgetown	3 1				
												214	A	Sam Houston St.	3 0				
												220	A	Abilene Christian	3 1				
												227	H	Northwestern St.	3 1				
												251	H	Little Rock	3 0				
												253	A	Incarnate Word	3 0				
												270	A	New Orleans	3 1				
												270	H	New Orleans	3 0				
												287	A	Stetson	3 1				
												302	H	Texas Southern	3 0				
												303	A	Southeastern La.	3 0				
												303	H	Southeastern La.	3 0				
												308	A	La.-Monroe	3 0				
												312	A	Lamar University	3 1				
												312	H	Lamar University	3 0				
												313	H	Nicholls St.	3 0				
												322	N	Grambling	3 0				
LAST 10 GAMES				LAST 10 GAMES				LAST 10 GAMES				LAST 10 GAMES							

Non-Div. I Games:

SFA

Average RPI Win: 171		WON-LOST	WINNING	LAST 10	STRENGTH OF		OPP. STRENGTH	TEAM	ADJ	CONF.	ADJ CONF.
Average RPI Loss: 54		RECORD	PCT. RANK	GAMES	SCHEDULE		OF SCHEDULE	RPI	RPI	RPI	RPI
DIV. I ONLY		16- 13	.55172	136	6- 4		80	65	91	.54902	92
DIV. I NON-CONF.		6- 7	.46154	183	0- 0		88	62	118	.5316	118
TOTALS		RPI 1-25	RPI 26-50		W-L RECORDS		RPI 51-100		RPI 101-150		RPI 150+
16- 13	0- 3	0- 3		OVERALL		2- 5		4- 2		10- 0	
7- 3	0- 1	0- 1		HOME		1- 0		1- 1		5- 0	
7- 6	0- 1	0- 2		AWAY		1- 3		2- 0		4- 0	
2- 4	0- 1	0- 0		NEUTRAL		0- 2		1- 1		1- 0	
6- 7	0- 1	0- 1		NON-CONFERENCE		1- 3		2- 2		3- 0	
2- 1	0- 0	0- 0		HOME		0- 0		0- 1		2- 0	
2- 2	0- 0	0- 1		AWAY		1- 1		1- 0		0- 0	
2- 4	0- 1	0- 0		NEUTRAL		0- 2		1- 1		1- 0	
10- 6	0- 2	0- 2		CONFERENCE		1- 2		2- 0		7- 0	
5- 2	0- 1	0- 1		HOME		1- 0		1- 0		3- 0	
5- 4	0- 1	0- 1		AWAY		0- 2		1- 0		4- 0	
0- 0	0- 0	0- 0		NEUTRAL		0- 0		0- 0		0- 0	
RPI S	Opponent	Score	RPI S	Opponent	Score	RPI S	Opponent	Score	RPI S	Opponent	Score
9 A	Creighton	0 3	30 A	Marquette	0 3	53 N	Dayton	0 3	110 H	Hofstra	0 3
9 H	Creighton	0 3	30 H	Marquette	2 3	56 A	Butler	0 3	112 N	Bowling Green	2 3
21 N	Colorado	0 3	42 A	VCU	2 3	63 A	Princeton	2 3	117 A	Oklahoma	3 2
						78 N	Northwestern	0 3	126 A	St. John's (NY)	3 1
						83 A	Villanova	1 3	126 H	St. John's (NY)	3 0
						83 H	Villanova	3 1	134 N	Cincinnati	3 1
						96 A	Illinois St.	3 2	152 A	Xavier	3 0
									176 H	Buffalo	3 2
									177 A	Providence	3 1
									177 H	Providence	3 0
									209 A	Georgetown	3 2
									209 H	Georgetown	3 1
									227 N	Northwestern St.	3 0
									229 H	Rutgers	3 1
									248 A	DePaul	3 0
									248 H	DePaul	3 0
			LAST 10 GAMES								
			126 A	St. John's (NY)	3 1	9 A	Creighton	0 3			
			209 A	Georgetown	3 2	177 A	Providence	3 1			
			83 A	Villanova	1 3	126 H	St. John's (NY)	3 0			
			30 H	Marquette	2 3	83 H	Villanova	3 1			
			248 H	DePaul	3 0	56 A	Butler	0 3			

Non-Div. I Games:

Seton Hall

Average RPI Win:	166	WON-LOST RECORD	WINNING PCT. RANK	LAST 10 GAMES	STRENGTH OF SCHEDULE	OPP. STRENGTH OF SCHEDULE	TEAM RPI	ADJ RPI	CONF. RPI	ADJ CONF. RPI			
DIV. I ONLY		15- 13	.53571	146	4- 6	63	96	94	.54754	93	11	11	
DIV. I NON-CONF.		7- 5	.58333	127	0- 0	31	60	53	.59668	54	10	10	
<hr/>													
TOTALS	RPI 1-25	RPI 26-50		W-L RECORDS		RPI 51-100		RPI 101-150		RPI 150+			
15- 13	0- 2	1- 3		OVERALL		2- 2		3- 3		9- 3			
8- 6	0- 2	1- 2		HOME		1- 1		1- 0		5- 1			
3- 7	0- 0	0- 1		AWAY		0- 1		0- 3		3- 2			
4- 0	0- 0	0- 0		NEUTRAL		1- 0		2- 0		1- 0			
<hr/>													
7- 5	0- 2	1- 1		NON-CONFERENCE		2- 0		2- 2		2- 0			
3- 3	0- 2	1- 1		HOME		1- 0		0- 0		1- 0			
0- 2	0- 0	0- 0		AWAY		0- 0		0- 2		0- 0			
4- 0	0- 0	0- 0		NEUTRAL		1- 0		2- 0		1- 0			
<hr/>													
8- 8	0- 0	0- 2		CONFERENCE		0- 2		1- 1		7- 3			
5- 3	0- 0	0- 1		HOME		0- 1		1- 0		4- 1			
3- 5	0- 0	0- 1		AWAY		0- 1		0- 1		3- 2			
0- 0	0- 0	0- 0		NEUTRAL		0- 0		0- 0		0- 0			
<hr/>													
RPI	S	Opponent	Score	RPI	S	Opponent	Score	RPI	S	Opponent	Score		
4	H	Minnesota	2 3	29	H	Oregon St.	0 3	79	A	Wyoming	1 3		
20	H	BYU	0 3	31	A	Colorado St.	0 3	79	H	Wyoming	2 3		
				31	H	Colorado St.	2 3	85	N	Santa Clara	3 0		
				35	H	Missouri	3 0	87	H	Sacramento St.	3 2		
										109	N	Portland St.	3 0
										135	A	UC Davis	2 3
										137	A	Arizona St.	0 3
										145	A	San Diego St.	2 3
										145	H	San Diego St.	3 0
										148	N	North Dakota St.	3 0
										167	A	Utah St.	0 3
										167	H	Utah St.	3 0
										175	A	New Mexico	3 1
										175	H	New Mexico	1 3
										204	A	UNLV	3 0
										204	H	UNLV	3 0
										210	A	Air Force	0 3
										210	H	Air Force	3 0
										215	N	Weber St.	3 1
										218	H	Idaho St.	3 0
										243	A	Fresno St.	3 1
										243	H	Fresno St.	3 0
<hr/>													
LAST 10 GAMES													
210 H Air Force				3	0	204 H UNLV				3	0		
167 H Utah St.				3	0	243 A Fresno St.				3	1		
31 A Colorado St.				0	3	145 A San Diego St.				2	3		
79 A Wyoming				1	3	210 A Air Force				0	3		
175 H New Mexico				1	3	167 A Utah St.				0	3		

Non-Div. I Games:

Boise St.

Average RPI Win:	151	WON-LOST	WINNING	LAST 10	STRENGTH OF	OPP. STRENGTH	TEAM	ADJ	CONF.	ADJ CONF.	
Average RPI Loss:	39	RECORD	PCT. RANK	GAMES	SCHEDULE	OF SCHEDULE	RPI	RPI	RPI	RPI	
DIV. I ONLY		10- 15	.4 219	2- 8	37	27	98	.54695 94	1	1	
DIV. I NON-CONF.		6- 3	.66667 85	0- 0	159	161	103	.54337 103	1	1	
<hr/>											
TOTALS	RPI 1-25	RPI 26-50		W-L RECORDS		RPI 51-100		RPI 101-150		RPI 150+	
10- 15	2- 8	0- 3		OVERALL		2- 4		2- 0		4- 0	
7- 8	2- 4	0- 2		HOME		1- 2		1- 0		3- 0	
1- 7	0- 4	0- 1		AWAY		0- 2		1- 0		0- 0	
2- 0	0- 0	0- 0		NEUTRAL		1- 0		0- 0		1- 0	
6- 3	0- 0	0- 0		NON-CONFERENCE		1- 3		1- 0		4- 0	
4- 2	0- 0	0- 0		HOME		0- 2		1- 0		3- 0	
0- 1	0- 0	0- 0		AWAY		0- 1		0- 0		0- 0	
2- 0	0- 0	0- 0		NEUTRAL		1- 0		0- 0		1- 0	
4- 12	2- 8	0- 3		CONFERENCE		1- 1		1- 0		0- 0	
3- 6	2- 4	0- 2		HOME		1- 0		0- 0		0- 0	
1- 6	0- 4	0- 1		AWAY		0- 1		1- 0		0- 0	
0- 0	0- 0	0- 0		NEUTRAL		0- 0		0- 0		0- 0	
<hr/>											
RPI	S	Opponent	Score	RPI	S	Opponent	Score	RPI	S	Opponent	Score
7	A	Stanford	0 3	29	A	Oregon St.	0 3	68	H	Radford	2 3
7	H	Stanford	0 3	29	H	Oregon St.	0 3	90	A	Lipscomb	1 3
9	A	Southern California	2 3	43	H	Washington St.	1 3	96	H	Illinois St.	0 3
9	H	Southern California	3 0					98	A	California	2 3
14	H	Utah	1 3					98	H	California	3 0
21	H	Colorado	2 3					99	N	ETSU	3 1
22	A	Oregon	2 3								
22	H	Oregon	3 2								
24	A	UCLA	1 3								
24	H	UCLA	0 3								
<hr/>											
LAST 10 GAMES											
22	H	Oregon	3 2	98	H	California	3 0				
29	H	Oregon St.	0 3	22	A	Oregon	2 3				
9	A	Southern California	2 3	29	A	Oregon St.	0 3				
24	A	UCLA	1 3	21	H	Colorado	2 3				
7	H	Stanford	0 3	14	H	Utah	1 3				

Non-Div. I Games:

Arizona

Average RPI Win: 215		WON-LOST RECORD		WINNING PCT. RANK		LAST 10 GAMES		STRENGTH OF SCHEDULE		OPP. STRENGTH OF SCHEDULE		TEAM RPI		ADJ RPI		CONF. RPI		ADJ CONF. RPI	
Average RPI Loss: 78																			
DIV. I ONLY		19- 10		.65517 90		9- 1		130		147		93		.54648 95		25		25	
DIV. I NON-CONF.		7- 6		.53846 145		0- 0		83		59		96		.55313 96		23		22	
TOTALS		RPI 1-25		RPI 26-50		W-L RECORDS		RPI 51-100		RPI 101-150		RPI 150+							
19- 10		0- 2		0- 0		OVERALL		3- 6		3- 1		13- 1							
8- 4		0- 0		0- 0		HOME		1- 3		1- 0		6- 1							
6- 5		0- 1		0- 0		AWAY		0- 3		1- 1		5- 0							
5- 1		0- 1		0- 0		NEUTRAL		2- 0		1- 0		2- 0							
7- 6		0- 2		0- 0		NON-CONFERENCE		3- 3		1- 0		3- 1							
1- 2		0- 0		0- 0		HOME		1- 1		0- 0		0- 1							
1- 3		0- 1		0- 0		AWAY		0- 2		0- 0		1- 0							
5- 1		0- 1		0- 0		NEUTRAL		2- 0		1- 0		2- 0							
12- 4		0- 0		0- 0		CONFERENCE		0- 3		2- 1		10- 0							
7- 2		0- 0		0- 0		HOME		0- 2		1- 0		6- 0							
5- 2		0- 0		0- 0		AWAY		0- 1		1- 1		4- 0							
0- 0		0- 0		0- 0		NEUTRAL		0- 0		0- 0		0- 0							
RPI S	Opponent	Score		RPI S	Opponent	Score		RPI S	Opponent	Score		RPI S	Opponent	Score					
3 A	Kentucky	0	3					64 A	Rice	2	3	120 A	South Ala.	3	1				
14 N	Utah	0	3					65 H	SMU	0	3	134 N	Cincinnati	3	1				
								70 A	Texas St.	0	3	147 A	Louisiana	2	3				
								70 H	Texas St.	0	3	147 H	Louisiana	3	1				
								72 A	Central Ark.	1	3	187 H	Virginia Tech	1	3				
								73 H	Ole Miss	3	1	209 N	Georgetown	3	1				
								89 H	Coastal Caro.	1	3	228 A	Southern Ill.	3	1				
								91 N	SFA	3	0	230 A	UT Arlington	3	1				
								97 N	UCF	3	1	230 H	UT Arlington	3	0				
												240 H	Appalachian St.	3	2				
												251 A	Little Rock	3	2				
												251 H	Little Rock	3	1				
												263 H	Georgia St.	3	0				
												282 A	Troy	3	0				
												300 H	Ga. Southern	3	0				
												308 A	La.-Monroe	3	0				
												308 H	La.-Monroe	3	0				
												320 N	Southern U.	3	0				
LAST 10 GAMES																			
251 A Little Rock				3 2				120 A South Ala.				3 1							
230 A UT Arlington				3 1				282 A Troy				3 0							
70 A Texas St.				0 3				147 H Louisiana				3 1							
300 H Ga. Southern				3 0				308 H La.-Monroe				3 0							
263 H Georgia St.				3 0				251 H Little Rock				3 1							

Non-Div. I Games:

Arkansas St.

Average RPI Win:		190	WON-LOST RECORD		WINNING PCT. RANK		LAST 10 GAMES		STRENGTH OF SCHEDULE		OPP. STRENGTH OF SCHEDULE		TEAM RPI		ADJ RPI		CONF. RPI		ADJ CONF. RPI				
DIV. I ONLY			18- 11		.62069 103		8- 2		124		94		95		.54476 96		15		15				
DIV. I NON-CONF.			7- 6		.53846 145		0- 0		105		46		102		.54397 102		14		13				
TOTALS		RPI 1-25		RPI 26-50				W-L RECORDS		RPI 51-100				RPI 101-150				RPI 150+					
18- 11		0- 1		1- 4				OVERALL		2- 3				3- 2				12- 1					
7- 3		0- 0		1- 1				HOME		1- 1				1- 1				4- 0					
8- 5		0- 1		0- 2				AWAY		1- 0				1- 1				6- 1					
3- 3		0- 0		0- 1				NEUTRAL		0- 2				1- 0				2- 0					
7- 6		0- 1		0- 1				NON-CONFERENCE		2- 3				3- 0				2- 1					
2- 1		0- 0		0- 0				HOME		1- 1				1- 0				0- 0					
2- 2		0- 1		0- 0				AWAY		1- 0				1- 0				0- 1					
3- 3		0- 0		0- 1				NEUTRAL		0- 2				1- 0				2- 0					
11- 5		0- 0		1- 3				CONFERENCE		0- 0				0- 2				10- 0					
5- 2		0- 0		1- 1				HOME		0- 0				0- 1				4- 0					
6- 3		0- 0		0- 2				AWAY		0- 0				0- 1				6- 0					
0- 0		0- 0		0- 0				NEUTRAL		0- 0				0- 0				0- 0					
RPI	S	Opponent		Score		RPI	S	Opponent		Score		RPI	S	Opponent		Score		RPI	S	Opponent		Score	
17	A	Baylor		0	3	39	N	Florida St.		2	3	53	H	Dayton		3	0	111	N	New Mexico St.		3	0
						41	A	Missouri St.		1	3	54	N	Kennesaw St.		1	3	124	A	Drake		2	3
						41	H	Missouri St.		2	3	74	N	UC Irvine		1	3	124	H	Drake		0	3
						50	A	UNI		1	3	92	H	Seton Hall		2	3	134	H	Cincinnati		3	2
						50	H	UNI		3	2	94	A	Arizona		3	0	146	A	Saint Louis		3	0
																		170	N	UC Santa Barbara		3	0
																		183	A	Valparaiso		3	0
																		183	H	Valparaiso		3	2
																		186	A	Northern Ill.		1	3
																		228	A	Southern Ill.		3	2
																		228	H	Southern Ill.		3	0
																		245	A	Indiana St.		3	0
																		259	A	Bradley		3	1
																		259	H	Bradley		3	1
																		264	A	Loyola Chicago		3	0
																		264	H	Loyola Chicago		3	0
																		269	A	Evansville		3	0
																		278	N	William & Mary		3	0
						LAST 10 GAMES																	
						259	A	Bradley		3	1	41	A	Missouri St.		1	3						
						264	A	Loyola Chicago		3	0	228	A	Southern Ill.		3	2						
						183	A	Valparaiso		3	0	259	H	Bradley		3	1						
						124	H	Drake		0	3	245	A	Indiana St.		3	0						
						50	H	UNI		3	2	183	H	Valparaiso		3	2						

Non-Div. I Games:

Illinois St.

Average RPI Win: 180		WON-LOST	WINNING	LAST 10	STRENGTH OF		OPP. STRENGTH	TEAM	ADJ	CONF.	ADJ CONF.
Average RPI Loss: 89		RECORD	PCT. RANK	GAMES	SCHEDULE		OF SCHEDULE	RPI	RPI	RPI	RPI
DIV. I ONLY		15- 13	.53571	146	4- 2		67	106	96	.5426	97
DIV. I NON-CONF.		7- 5	.58333	127	1- 1		61	117	87	.56931	87
TOTALS		RPI 1-25	RPI 26-50		W-L RECORDS		RPI 51-100		RPI 101-150		RPI 150+
15- 13	0- 2	0- 2		OVERALL		2- 4		2- 3		11- 2	
7- 3	0- 1	0- 0		HOME		0- 1		0- 1		7- 0	
6- 6	0- 1	0- 1		AWAY		1- 1		2- 1		3- 2	
2- 4	0- 0	0- 1		NEUTRAL		1- 2		0- 1		1- 0	
7- 5	0- 0	0- 2		NON-CONFERENCE		2- 2		1- 1		4- 0	
2- 0	0- 0	0- 0		HOME		0- 0		0- 0		2- 0	
3- 1	0- 0	0- 1		AWAY		1- 0		1- 0		1- 0	
2- 4	0- 0	0- 1		NEUTRAL		1- 2		0- 1		1- 0	
8- 8	0- 2	0- 0		CONFERENCE		0- 2		1- 2		7- 2	
5- 3	0- 1	0- 0		HOME		0- 1		0- 1		5- 0	
3- 5	0- 1	0- 0		AWAY		0- 1		1- 1		2- 2	
0- 0	0- 0	0- 0		NEUTRAL		0- 0		0- 0		0- 0	
RPI S	Opponent	Score	RPI S	Opponent	Score	RPI S	Opponent	Score	RPI S	Opponent	Score
16 A	Wichita St.	1 <div>3</div>	28 N	Miami (FL)	0 <div>3</div>	65 A	SMU	0 <div>3</div>	104 A	FGCU	3 1
16 H	Wichita St.	2 <div>3</div>	31 A	Colorado St.	1 <div>3</div>	69 H	Temple	2 <div>3</div>	119 N	Oral Roberts	1 <div>3</div>
						72 A	Central Ark.	3 1	134 A	Cincinnati	3 0
						84 N	Duke	2 <div>3</div>	134 H	Cincinnati	0 <div>3</div>
						86 N	Fla. Atlantic	3 1	141 A	Tulsa	2 <div>3</div>
						95 N	Arkansas St.	1 <div>3</div>	155 A	East Carolina	1 <div>3</div>
									155 H	East Carolina	3 2
									159 A	Tulane	3 1
									159 H	Tulane	3 0
									184 A	Northern Colo.	3 2
									193 H	Virginia	3 0
									193 H	Virginia	3 0
									198 A	Houston	1 <div>3</div>
									198 H	Houston	3 0
									200 H	UConn	3 0
									272 A	Memphis	3 2
									272 H	Memphis	3 0
									320 N	Southern U.	3 0
			LAST 10 GAMES								
193 H	Virginia	3 0	134 A	Cincinnati	3 0						
119 N	Oral Roberts	1 <div>3</div>	272 H	Memphis	3 0						
198 H	Houston	3 0	16 H	Wichita St.	2 <div>3</div>						
159 H	Tulane	3 0	159 A	Tulane	3 1						
155 A	East Carolina	1 <div>3</div>	198 A	Houston	1 <div>3</div>						

Non-Div. I Games:

UCF

Average RPI Win:		160	WON-LOST	WINNING	LAST 10	STRENGTH OF		OPP. STRENGTH	TEAM	ADJ	CONF.	ADJ CONF.
Average RPI Loss:		35	RECORD	PCT. RANK	GAMES	SCHEDULE		OF SCHEDULE	RPI	RPI	RPI	RPI
DIV. I ONLY			13- 14	.48148	177	2- 8		76	23	99	.54224	98
DIV. I NON-CONF.			9- 2	.81818	40	0- 0		198	130	85	.57092	85
TOTALS		RPI 1-25	RPI 26-50		W-L RECORDS		RPI 51-100		RPI 101-150		RPI 150+	
13- 14	0- 8		1- 3		OVERALL		2- 2		4- 1		6- 0	
9- 4	0- 2		1- 1		HOME		1- 1		2- 0		5- 0	
2- 10	0- 6		0- 2		AWAY		1- 1		1- 1		0- 0	
2- 0	0- 0		0- 0		NEUTRAL		0- 0		1- 0		1- 0	
9- 2	0- 0		0- 0		NON-CONFERENCE		1- 1		2- 1		6- 0	
6- 1	0- 0		0- 0		HOME		0- 1		1- 0		5- 0	
1- 1	0- 0		0- 0		AWAY		1- 0		0- 1		0- 0	
2- 0	0- 0		0- 0		NEUTRAL		0- 0		1- 0		1- 0	
4- 12	0- 8		1- 3		CONFERENCE		1- 1		2- 0		0- 0	
3- 3	0- 2		1- 1		HOME		1- 0		1- 0		0- 0	
1- 9	0- 6		0- 2		AWAY		0- 1		1- 0		0- 0	
0- 0	0- 0		0- 0		NEUTRAL		0- 0		0- 0		0- 0	
RPI S	Opponent	Score	RPI S	Opponent	Score	RPI S	Opponent	Score	RPI S	Opponent	Score	
7 A	Stanford	0 3	29 A	Oregon St.	0 3	64 A	Rice	3 1	101 A	Pacific	2 3	
8 A	Washington	0 3	29 H	Oregon St.	0 3	74 H	UC Irvine	1 3	121 H	Texas Tech	3 1	
8 H	Washington	0 3	43 A	Washington St.	0 3	94 A	Arizona	0 3	137 A	Arizona St.	3 1	
9 A	Southern California	1 3	43 H	Washington St.	3 1	94 H	Arizona	3 2	137 H	Arizona St.	3 0	
14 A	Utah	0 3							147 N	Louisiana	3 1	
22 A	Oregon	0 3							156 H	Saint Mary's (CA)	3 1	
22 H	Oregon	0 3							190 H	Seattle U	3 1	
24 A	UCLA	0 3							202 H	Dartmouth	3 0	
									253 N	Incarnate Word	3 0	
									264 H	Loyola Chicago	3 1	
									267 H	Eastern Wash.	3 0	
LAST 10 GAMES												
	43 A	Washington St.	0 3		94 A	Arizona	0 3					
	8 A	Washington	0 3		8 H	Washington	0 3					
	29 H	Oregon St.	0 3		43 H	Washington St.	3 1					
	22 H	Oregon	0 3		24 A	UCLA	0 3					
	137 A	Arizona St.	3 1		9 A	Southern California	1 3					

Non-Div. I Games:

California

Average RPI Win:		212	WON-LOST RECORD		WINNING PCT. RANK		LAST 10 GAMES		STRENGTH OF SCHEDULE		OPP. STRENGTH OF SCHEDULE		TEAM RPI		ADJ RPI		CONF. RPI		ADJ CONF. RPI			
Average RPI Loss:		92																				
DIV. I ONLY			16- 11		.59259 112		8- 2		91		165		97		.54177 99		21		21			
DIV. I NON-CONF.			4- 7		.36364 232		0- 0		47		64		121		.52846 121		21		21			
TOTALS		RPI 1-25		RPI 26-50		W-L RECORDS		RPI 51-100		RPI 101-150		RPI 150+										
16- 11		0- 1		0- 2		OVERALL		0- 4		3- 2		13- 2										
6- 2		0- 0		0- 0		HOME		0- 0		1- 1		5- 1										
8- 4		0- 0		0- 1		AWAY		0- 1		1- 1		7- 1										
2- 5		0- 1		0- 1		NEUTRAL		0- 3		1- 0		1- 0										
4- 7		0- 1		0- 2		NON-CONFERENCE		0- 4		1- 0		3- 0										
0- 0		0- 0		0- 0		HOME		0- 0		0- 0		0- 0										
2- 2		0- 0		0- 1		AWAY		0- 1		0- 0		2- 0										
2- 5		0- 1		0- 1		NEUTRAL		0- 3		1- 0		1- 0										
12- 4		0- 0		0- 0		CONFERENCE		0- 0		2- 2		10- 2										
6- 2		0- 0		0- 0		HOME		0- 0		1- 1		5- 1										
6- 2		0- 0		0- 0		AWAY		0- 0		1- 1		5- 1										
0- 0		0- 0		0- 0		NEUTRAL		0- 0		0- 0		0- 0										
RPI	S	Opponent		Score		RPI	S	Opponent		Score		RPI	S	Opponent		Score						
16	N	Wichita St.		0	3	26	N	Pittsburgh		1	3	62	N	Towson		1	3	103	A	Furman	0	3
						32	A	Western Ky.		1	3	68	N	Radford		2	3	103	H	Furman	3	0
												90	A	Lipscomb		0	3	132	A	UNCG	3	2
												94	N	Arizona		1	3	132	H	UNCG	1	3
														146 N Saint Louis		3	2	146	N	Saint Louis	3	2
														161 A Wofford		3	1	161	A	Wofford	3	1
														161 H Wofford		0	3	161	H	Wofford	0	3
														187 A Virginia Tech		3	0	187	A	Virginia Tech	3	0
														193 N Virginia		3	0	193	N	Virginia	3	0
														201 A Chattanooga		3	2	201	A	Chattanooga	3	2
														201 H Chattanooga		3	0	201	H	Chattanooga	3	0
														226 A Western Caro.		2	3	226	A	Western Caro.	2	3
														226 H Western Caro.		3	1	226	H	Western Caro.	3	1
														231 A Samford		3	1	231	A	Samford	3	1
														231 H Samford		3	1	231	H	Samford	3	1
														240 A Appalachian St.		3	1	240	A	Appalachian St.	3	1
														265 A Mercer		3	0	265	A	Mercer	3	0
														265 H Mercer		3	0	265	H	Mercer	3	0
														307 A The Citadel		3	0	307	A	The Citadel	3	0
														307 H The Citadel		3	1	307	H	The Citadel	3	1
LAST 10 GAMES																						
		161 H Wofford		0		3		307 H The Citadel		3		1										
		201 H Chattanooga		3		0		226 A Western Caro.		2		3										
		265 A Mercer		3		0		132 A UNCG		3		2										
		231 A Samford		3		1		161 A Wofford		3		1										
		103 H Furman		3		0		201 A Chattanooga		3		2										

Non-Div. I Games:

ETSU

[illegible]

Non-Div. I Games:

Loyola Marymount

Average RPI Win:	138	WON-LOST	WINNING	LAST 10	STRENGTH OF	OPP. STRENGTH	TEAM	ADJ	CONF.	ADJ CONF.	
Average RPI Loss:	86	RECORD	PCT. RANK	GAMES	SCHEDULE	OF SCHEDULE	RPI	RPI	RPI	RPI	
DIV. I ONLY	13- 13	.5 161	6- 4	70	61	101	.5399	101	6	6	
DIV. I NON-CONF.	5- 6	.45455 197	0- 0	123	67	143	.51335	144	6	6	
<hr/>											
TOTALS	RPI 1-25	RPI 26-50	W-L RECORDS	RPI 51-100	RPI 101-150	RPI 150+					
13- 13	0- 5	0- 1	OVERALL	5- 1	3- 4	5- 2					
5- 2	0- 2	0- 0	HOME	3- 0	1- 0	1- 0					
5- 9	0- 2	0- 1	AWAY	2- 1	1- 3	2- 1					
3- 2	0- 0	0- 0	NEUTRAL	0- 0	1- 1	2- 1					
5- 6	0- 1	0- 1	NON-CONFERENCE	2- 0	1- 2	2- 2					
1- 0	0- 0	0- 0	HOME	1- 0	0- 0	0- 0					
1- 4	0- 1	0- 1	AWAY	1- 0	0- 1	0- 1					
3- 2	0- 0	0- 0	NEUTRAL	0- 0	1- 1	2- 1					
8- 7	0- 4	0- 0	CONFERENCE	3- 1	2- 2	3- 0					
4- 2	0- 2	0- 0	HOME	2- 0	1- 0	1- 0					
4- 5	0- 2	0- 0	AWAY	1- 1	1- 2	2- 0					
0- 0	0- 0	0- 0	NEUTRAL	0- 0	0- 0	0- 0					
RPI S	Opponent	Score	RPI S	Opponent	Score	RPI S	Opponent	Score	RPI S	Opponent	Score
7 A	Stanford	0 3	29 A	Oregon St.	1 3	85 A	Santa Clara	3 1	106 A	Pepperdine	1 3
20 A	BYU	0 3				85 H	Santa Clara	3 0	106 H	Pepperdine	3 1
20 H	BYU	0 3				87 A	Sacramento St.	3 1	115 N	Kansas St.	1 3
23 A	San Diego	0 3				98 H	California	3 2	123 A	Portland	3 2
23 H	San Diego	2 3				100 A	Loyola Marymount	0 3	125 N	Idaho	3 0
						100 H	Loyola Marymount	3 0	143 A	Gonzaga	2 3
									145 A	San Diego St.	0 3
									156 A	Saint Mary's (CA)	3 1
									156 H	Saint Mary's (CA)	3 2
									167 A	Utah St.	2 3
									170 N	UC Santa Barbara	3 1
									206 N	Long Beach St.	3 0
									216 N	Montana St.	2 3
									294 A	San Francisco	3 0
<hr/>											
			LAST 10 GAMES								
			156 H Saint Mary's (CA) 3 2			294 A San Francisco 3 0					
			23 A San Diego 0 3			85 A Santa Clara 3 1					
			20 A BYU 0 3			156 A Saint Mary's (CA) 3 1					
			106 H Pepperdine 3 1			20 H BYU 0 3					
			100 H Loyola Marymount 3 0			23 H San Diego 2 3					

Non-Div. I Games:

Pacific

Non-Div. I Games:

Furman

Average RPI Win: 231		WON-LOST RECORD	WINNING PCT. RANK	LAST 10 GAMES	STRENGTH OF SCHEDULE	OPP. STRENGTH OF SCHEDULE	TEAM RPI	ADJ RPI	CONF. RPI	ADJ CONF. RPI					
Average RPI Loss: 99															
DIV. I ONLY		20- 9	.68966 72	7- 3	195	191	104	.53723 104	19	19					
DIV. I NON-CONF.		10- 5	.66667 85	1- 0	181	177	111	.53533 112	19	19					
<hr/>															
TOTALS		RPI 1-25		RPI 26-50		W-L RECORDS		RPI 51-100		RPI 101-150		RPI 150+			
20- 9		0- 0		0- 1		OVERALL		2- 5		2- 2		16- 1			
10- 4		0- 0		0- 1		HOME		1- 3		2- 0		7- 0			
7- 4		0- 0		0- 0		AWAY		1- 1		0- 2		6- 1			
3- 1		0- 0		0- 0		NEUTRAL		0- 1		0- 0		3- 0			
<hr/>															
10- 5		0- 0		0- 1		NON-CONFERENCE		0- 3		1- 1		9- 0			
4- 3		0- 0		0- 1		HOME		0- 2		1- 0		3- 0			
3- 1		0- 0		0- 0		AWAY		0- 0		0- 1		3- 0			
3- 1		0- 0		0- 0		NEUTRAL		0- 1		0- 0		3- 0			
<hr/>															
10- 4		0- 0		0- 0		CONFERENCE		2- 2		1- 1		7- 1			
6- 1		0- 0		0- 0		HOME		1- 1		1- 0		4- 0			
4- 3		0- 0		0- 0		AWAY		1- 1		0- 1		3- 1			
0- 0		0- 0		0- 0		NEUTRAL		0- 0		0- 0		0- 0			
<hr/>															
RPI	S	Opponent	Score	RPI	S	Opponent	Score	RPI	S	Opponent	Score	RPI	S	Opponent	Score
				28	H	Miami (FL)	0 3	54	A	Kennesaw St.	0 3	102	H	IUPUI	3 0
								54	H	Kennesaw St.	1 3	129	A	Indiana	2 3
								57	N	Georgia	0 3	133	A	Jacksonville	1 3
								86	H	Fla. Atlantic	1 3	133	H	Jacksonville	3 0
								90	A	Lipscomb	3 1	161	N	Wofford	3 0
								90	H	Lipscomb	3 0	204	N	UNLV	3 0
								97	H	UCF	1 3	231	N	Samford	3 0
												252	A	North Florida	2 3
												252	H	North Florida	3 0
												255	A	Davidson	3 2
												260	A	USC Upstate	3 1
												260	H	USC Upstate	3 0
												271	A	Bethune-Cookman	3 0
												271	H	Bethune-Cookman	3 0
												274	A	FIU	3 0
												274	H	FIU	3 0
												287	A	Stetson	3 0
												287	H	Stetson	3 0
												300	H	Ga. Southern	3 0
												305	A	NJIT	3 0
												305	H	NJIT	3 0
<hr/>															
				LAST 10 GAMES											
				54	H	Kennesaw St.	1 3	252	A	North Florida	2 3				
				90	H	Lipscomb	3 0	287	H	Stetson	3 0				
				260	A	USC Upstate	3 1	271	H	Bethune-Cookman	3 0				
				305	A	NJIT	3 0	252	H	North Florida	3 0				
				133	A	Jacksonville	1 3	133	H	Jacksonville	3 0				

Non-Div. I Games:

FGCU

Average RPI Win:	212	WON-LOST RECORD	WINNING PCT. RANK	LAST 10 GAMES	STRENGTH OF SCHEDULE	OPP. STRENGTH OF SCHEDULE	TEAM RPI	ADJ RPI	CONF. RPI	ADJ CONF. RPI	
Average RPI Loss:	147										
DIV. I ONLY		18- 10	.64286 94	8- 2	132	247	105	.53641 105	23	24	
DIV. I NON-CONF.		9- 3	.75 58	0- 0	118	194	79	.57795 79	28	28	
<hr/>											
TOTALS	RPI 1-25	RPI 26-50		W-L RECORDS		RPI 51-100		RPI 101-150		RPI 150+	
18- 10	0- 0	0- 0		OVERALL		2- 4		3- 1		13- 5	
7- 4	0- 0	0- 0		HOME		0- 2		1- 0		6- 2	
6- 5	0- 0	0- 0		AWAY		1- 2		1- 0		4- 3	
5- 1	0- 0	0- 0		NEUTRAL		1- 0		1- 1		3- 0	
<hr/>											
9- 3	0- 0	0- 0		NON-CONFERENCE		1- 1		3- 1		5- 1	
2- 1	0- 0	0- 0		HOME		0- 0		1- 0		1- 1	
2- 1	0- 0	0- 0		AWAY		0- 1		1- 0		1- 0	
5- 1	0- 0	0- 0		NEUTRAL		1- 0		1- 1		3- 0	
<hr/>											
9- 7	0- 0	0- 0		CONFERENCE		1- 3		0- 0		8- 4	
5- 3	0- 0	0- 0		HOME		0- 2		0- 0		5- 1	
4- 4	0- 0	0- 0		AWAY		1- 1		0- 0		3- 3	
0- 0	0- 0	0- 0		NEUTRAL		0- 0		0- 0		0- 0	
<hr/>											
RPI S	Opponent	Score	RPI S	Opponent	Score	RPI S	Opponent	Score	RPI S	Opponent	Score
						69 N	Temple	3 0	126 N	St. John's (NY)	0 3
						71 A	American	0 3	131 A	Syracuse	3 0
						71 H	American	2 3	136 H	Cornell	3 0
						76 A	Navy	3 2	141 N	Tulsa	3 0
						76 H	Navy	0 3	160 A	Albany (NY)	3 1
						91 A	SFA	1 3	164 A	Army West Point	0 3
									164 H	Army West Point	3 1
									168 A	Lehigh	0 3
									168 H	Lehigh	3 0
									182 H	Stony Brook	1 3
									194 N	Niagara	3 1
									232 A	Bucknell	1 3
									232 H	Bucknell	3 1
									237 H	La Salle	3 0
			251 N	Little Rock	3 1						
			286 A	Loyola Maryland	3 0						
			286 H	Loyola Maryland	2 3						
			309 A	Holy Cross	3 0						
			309 H	Holy Cross	3 1						
			316 N	Siena	3 0						
			317 A	Lafayette	3 1						
			317 H	Lafayette	3 0						
<hr/>											
			LAST 10 GAMES								
			317 H	Lafayette	3 0	76 A	Navy	3 2			
			71 A	American	0 3	168 H	Lehigh	3 0			
			164 H	Army West Point	3 1	232 H	Bucknell	3 1			
			309 H	Holy Cross	3 1	71 H	American	2 3			
			286 A	Loyola Maryland	3 0	317 A	Lafayette	3 1			

Non-Div. I Games:

Colgate

[illegible]

Non-Div. I Games:

Pepperdine

Average RPI Win:		204	WON-LOST RECORD		WINNING PCT. RANK		LAST 10 GAMES		STRENGTH OF SCHEDULE		OPP. STRENGTH OF SCHEDULE		TEAM RPI		ADJ RPI		CONF. RPI		ADJ CONF. RPI	
DIV. I ONLY			11- 15		.42308 212		6- 4		40		99		112		.53502 107		13		13	
DIV. I NON-CONF.			2- 10		.16667 297		0- 0		7		33		133		.52145 129		15		15	
TOTALS		RPI 1-25		RPI 26-50		W-L RECORDS		RPI 51-100		RPI 101-150		RPI 150+								
11- 15		0- 3		0- 2		OVERALL		2- 8		2- 1		7- 1								
5- 3		0- 1		0- 0		HOME		0- 1		0- 0		5- 1								
4- 7		0- 2		0- 2		AWAY		1- 3		1- 0		2- 0								
2- 5		0- 0		0- 0		NEUTRAL		1- 4		1- 1		0- 0								
2- 10		0- 3		0- 0		NON-CONFERENCE		1- 6		1- 1		0- 0								
0- 1		0- 1		0- 0		HOME		0- 0		0- 0		0- 0								
0- 4		0- 2		0- 0		AWAY		0- 2		0- 0		0- 0								
2- 5		0- 0		0- 0		NEUTRAL		1- 4		1- 1		0- 0								
9- 5		0- 0		0- 2		CONFERENCE		1- 2		1- 0		7- 1								
5- 2		0- 0		0- 0		HOME		0- 1		0- 0		5- 1								
4- 3		0- 0		0- 2		AWAY		1- 1		1- 0		2- 0								
0- 0		0- 0		0- 0		NEUTRAL		0- 0		0- 0		0- 0								
RPI	S	Opponent		Score		RPI	S	Opponent		Score		RPI	S	Opponent		Score				
4	A	Minnesota		0	3	32	A	Western Ky.		0	3	64	A	Rice		2	3			
5	H	Texas		0	3	48	A	North Texas		1	3	64	H	Rice		2	3			
17	A	Baylor		1	3							65	N	SMU		1	3			
												66	A	TCU		0	3			
												70	A	Texas St.		2	3			
												70	N	Texas St.		3	2			
												82	N	West Virginia		1	3			
												86	A	Fla. Atlantic		3	0			
												88	N	Tennessee		1	3			
												89	N	Coastal Caro.		2	3			

Non-Div. I Games:

UTSA

Average RPI Win:	186	WON-LOST	WINNING	LAST 10	STRENGTH OF	OPP. STRENGTH	TEAM	ADJ	CONF.	ADJ CONF.	
Average RPI Loss:	124	RECORD	PCT. RANK	GAMES	SCHEDULE	OF SCHEDULE	RPI	RPI	RPI	RPI	
DIV. I ONLY	17- 11	.60714	108	8- 2	135	127	107	.53464	108	14	14
DIV. I NON-CONF.	5- 7	.41667	211	0- 0	125	114	163	.4983	163	12	12
<hr/>											
TOTALS	RPI 1-25	RPI 26-50		W-L RECORDS	RPI 51-100		RPI 101-150		RPI 150+		
17- 11	0- 0	0- 2		OVERALL	1- 4		3- 1		13- 4		
8- 3	0- 0	0- 0		HOME	1- 1		2- 0		5- 2		
5- 6	0- 0	0- 1		AWAY	0- 2		1- 1		4- 2		
4- 2	0- 0	0- 1		NEUTRAL	0- 1		0- 0		4- 0		
<hr/>											
5- 7	0- 0	0- 2		NON-CONFERENCE	0- 3		0- 0		5- 2		
1- 2	0- 0	0- 0		HOME	0- 1		0- 0		1- 1		
0- 3	0- 0	0- 1		AWAY	0- 1		0- 0		0- 1		
4- 2	0- 0	0- 1		NEUTRAL	0- 1		0- 0		4- 0		
<hr/>											
12- 4	0- 0	0- 0		CONFERENCE	1- 1		3- 1		8- 2		
7- 1	0- 0	0- 0		HOME	1- 0		2- 0		4- 1		
5- 3	0- 0	0- 0		AWAY	0- 1		1- 1		4- 1		
0- 0	0- 0	0- 0		NEUTRAL	0- 0		0- 0		0- 0		
<hr/>											
RPI S	Opponent	Score	RPI S	Opponent	Score	RPI S	Opponent	Score	RPI S	Opponent	Score
			38 A	Ohio St.	1 3	56 A	Butler	2 3	102 A	IUPUI	3 0
			41 N	Missouri St.	0 3	62 H	Towson	2 3	102 H	IUPUI	3 2
						75 A	Cleveland St.	2 3	127 A	Green Bay	1 3
						75 H	Cleveland St.	3 1	127 H	Green Bay	3 2
						90 N	Lipscomb	2 3	162 A	Ill.-Chicago	3 0
									162 H	Ill.-Chicago	3 1
									171 A	Northern Ky.	3 1
									171 H	Northern Ky.	3 1
									174 A	Western Mich.	0 3
									182 N	Stony Brook	3 0
									196 N	Eastern Mich.	3 1
									219 A	Wright St.	3 1
									219 H	Wright St.	3 0
									228 N	Southern Ill.	3 1
									233 A	Milwaukee	1 3
									233 H	Milwaukee	2 3
									235 N	Robert Morris	3 1
									236 H	Kent St.	3 0
									238 H	Fort Wayne	0 3
									290 A	Youngstown St.	3 2
									290 H	Youngstown St.	3 0
<hr/>											
LAST 10 GAMES											
162 H Ill.-Chicago						171 A Northern Ky.					
102 H IUPUI						127 H Green Bay					
290 A Youngstown St.						233 H Milwaukee					
75 A Cleveland St.						162 A Ill.-Chicago					
219 A Wright St.						102 A IUPUI					

Non-Div. I Games:

Oakland

Average RPI Win: 198		WON-LOST RECORD		WINNING PCT. RANK		LAST 10 GAMES		STRENGTH OF SCHEDULE		OPP. STRENGTH OF SCHEDULE		TEAM RPI		ADJ RPI		CONF. RPI		ADJ CONF. RPI	
DIV. I ONLY		20- 8		.71429 59		6- 4		252		130		108		.53441 109		18		18	
DIV. I NON-CONF.		9- 3		.75 58		0- 0		214		91		98		.55082 99		18		17	
TOTALS		RPI 1-25		RPI 26-50		W-L RECORDS		RPI 51-100		RPI 101-150		RPI 150+							
20- 8		0- 0		0- 0		OVERALL		1- 4		5- 1		14- 3							
6- 2		0- 0		0- 0		HOME		1- 1		0- 0		5- 1							
8- 4		0- 0		0- 0		AWAY		0- 1		4- 1		4- 2							
6- 2		0- 0		0- 0		NEUTRAL		0- 2		1- 0		5- 0							
9- 3		0- 0		0- 0		NON-CONFERENCE		0- 2		4- 1		5- 0							
0- 0		0- 0		0- 0		HOME		0- 0		0- 0		0- 0							
3- 1		0- 0		0- 0		AWAY		0- 0		3- 1		0- 0							
6- 2		0- 0		0- 0		NEUTRAL		0- 2		1- 0		5- 0							
11- 5		0- 0		0- 0		CONFERENCE		1- 2		1- 0		9- 3							
6- 2		0- 0		0- 0		HOME		1- 1		0- 0		5- 1							
5- 3		0- 0		0- 0		AWAY		0- 1		1- 0		4- 2							
0- 0		0- 0		0- 0		NEUTRAL		0- 0		0- 0		0- 0							
RPI	S	Opponent	Score	RPI	S	Opponent	Score	RPI	S	Opponent	Score	RPI	S	Opponent	Score				
								81	H	North Dakota	3 1	123	A	Portland	3 0				
								85	N	Santa Clara	0 3	125	A	Idaho	3 0				
								87	A	Sacramento St.	2 3	135	A	UC Davis	3 1				
								87	H	Sacramento St.	0 3	137	N	Arizona St.	3 1				
								93	N	Boise St.	0 3	143	A	Gonzaga	3 0				
												145	A	San Diego St.	0 3				
												172	A	Northern Ariz.	1 3				
												172	H	Northern Ariz.	1 3				
												184	H	Northern Colo.	3 1				
												185	N	CSUN	3 0				
												185	N	CSUN	3 1				
												203	N	Eastern Ky.	3 0				
												208	N	Nevada	3 1				
												215	A	Weber St.	1 3				
												215	H	Weber St.	3 0				
												216	A	Montana St.	3 0				
												218	A	Idaho St.	3 0				
												218	H	Idaho St.	3 0				
												250	H	Montana	3 1				
												267	A	Eastern Wash.	3 0				
												273	N	UTEP	3 0				
												295	A	Southern Utah	3 1				
												295	H	Southern Utah	3 0				
LAST 10 GAMES																			
						218	A	Idaho St.	3 0			295	A	Southern Utah	3 1				
						215	A	Weber St.	1 3			125	A	Idaho	3 0				
						87	A	Sacramento St.	2 3			267	A	Eastern Wash.	3 0				
						250	H	Montana	3 1			295	H	Southern Utah	3 0				
						172	A	Northern Ariz.	1 3			172	H	Northern Ariz.	1 3				

Non-Div. I Games:

Portland St.

Average RPI Win: 188		WON-LOST	WINNING	LAST 10	STRENGTH OF		OPP. STRENGTH	TEAM	ADJ		CONF.	ADJ CONF.	
Average RPI Loss: 106		RECORD	PCT. RANK	GAMES	SCHEDULE		OF SCHEDULE	RPI	RPI		RPI	RPI	
DIV. I ONLY		17- 13	.56667	128	4- 6		103	122	109	.53421	110	10	10
DIV. I NON-CONF.		8- 6	.57143	134	0- 0		167	127	128	.52146	128	13	14
<hr/>													
TOTALS		RPI 1-25		RPI 26-50		W-L RECORDS		RPI 51-100		RPI 101-150		RPI 150+	
17- 13		0- 0		0- 0		OVERALL		2- 7		3- 3		12- 3	
6- 5		0- 0		0- 0		HOME		0- 3		0- 2		6- 0	
8- 5		0- 0		0- 0		AWAY		2- 3		1- 0		5- 2	
3- 3		0- 0		0- 0		NEUTRAL		0- 1		2- 1		1- 1	
8- 6		0- 0		0- 0		NON-CONFERENCE		1- 2		2- 2		5- 2	
2- 1		0- 0		0- 0		HOME		0- 0		0- 1		2- 0	
3- 2		0- 0		0- 0		AWAY		1- 1		0- 0		2- 1	
3- 3		0- 0		0- 0		NEUTRAL		0- 1		2- 1		1- 1	
9- 7		0- 0		0- 0		CONFERENCE		1- 5		1- 1		7- 1	
4- 4		0- 0		0- 0		HOME		0- 3		0- 1		4- 0	
5- 3		0- 0		0- 0		AWAY		1- 2		1- 0		3- 1	
0- 0		0- 0		0- 0		NEUTRAL		0- 0		0- 0		0- 0	
RPI S	Opponent	Score	RPI S	Opponent	Score	RPI S	Opponent	Score	RPI S	Opponent	Score		
						51 A	Alabama	0 3	103 N	Furman	3 0		
						52 A	Col. of Charleston	0 3	122 A	Northeastern	3 0		
						52 H	Col. of Charleston	1 3	122 H	Northeastern	1 3		
						61 A	James Madison	2 3	129 N	Indiana	1 3		
						61 H	James Madison	2 3	130 N	LIU Brooklyn	3 2		
						62 A	Towson	3 0	131 H	Syracuse	1 3		
						62 H	Towson	0 3	163 A	Elon	2 3		
						83 N	Villanova	2 3	163 H	Elon	3 0		
						92 A	Seton Hall	3 0	166 H	Bryant	3 0		
									181 A	UNCW	3 2		
									181 H	UNCW	3 1		
									182 A	Stony Brook	3 2		
									193 A	Virginia	0 3		
									221 N	Liberty	1 3		
									241 H	Binghamton	3 0		
									242 A	George Washington	3 1		
									258 A	Delaware	3 1		
									258 H	Delaware	3 0		
									262 N	Tennessee St.	3 0		
									278 A	William & Mary	3 1		
									278 H	William & Mary	3 2		
LAST 10 GAMES													
						61 A	James Madison	2 3	62 H	Towson	0 3		
						122 A	Northeastern	3 0	181 A	UNCW	3 2		
						278 A	William & Mary	3 1	52 A	Col. of Charleston	0 3		
						163 A	Elon	2 3	122 H	Northeastern	1 3		
						258 H	Delaware	3 0	61 H	James Madison	2 3		

Non-Div. I Games:

Hofstra

Average RPI Win:		234	WON-LOST RECORD		WINNING PCT. RANK	LAST 10 GAMES		STRENGTH OF SCHEDULE		OPP. STRENGTH OF SCHEDULE	TEAM RPI	ADJ RPI	CONF. RPI	ADJ CONF. RPI
Average RPI Loss:		97												
DIV. I ONLY			21- 7		.75	44		10- 0		273	197	110	.53416	111
DIV. I NON-CONF.			9- 5		.64286	95		1- 0		238	118	146	.51294	146
TOTALS		RPI 1-25		RPI 26-50		W-L RECORDS		RPI 51-100		RPI 101-150		RPI 150+		
21- 7		0- 1		0- 1		OVERALL		0- 3		1- 1		20- 1		
13- 2		0- 1		0- 0		HOME		0- 1		1- 0		12- 0		
5- 4		0- 0		0- 1		AWAY		0- 1		0- 1		5- 1		
3- 1		0- 0		0- 0		NEUTRAL		0- 1		0- 0		3- 0		
9- 5		0- 1		0- 1		NON-CONFERENCE		0- 3		0- 0		9- 0		
6- 2		0- 1		0- 0		HOME		0- 1		0- 0		6- 0		
0- 2		0- 0		0- 1		AWAY		0- 1		0- 0		0- 0		
3- 1		0- 0		0- 0		NEUTRAL		0- 1		0- 0		3- 0		
12- 2		0- 0		0- 0		CONFERENCE		0- 0		1- 1		11- 1		
7- 0		0- 0		0- 0		HOME		0- 0		1- 0		6- 0		
5- 2		0- 0		0- 0		AWAY		0- 0		0- 1		5- 1		
0- 0		0- 0		0- 0		NEUTRAL		0- 0		0- 0		0- 0		
RPI	S	Opponent	Score		RPI	S	Opponent	Score		RPI	S	Opponent	Score	
24	H	UCLA	0	3	40	A	Notre Dame	1	3	81	H	North Dakota	2	3
										94	A	Arizona	2	3
										96	N	Illinois St.	0	3
										150	A	UTRGV	2	3
										150	H	UTRGV	3	1
										175	H	New Mexico	3	0
										183	N	Valparaiso	3	1
										190	A	Seattle U	3	0
										190	H	Seattle U	3	0
										191	A	Utah Valley	2	3
										191	H	Utah Valley	3	0
										197	N	Rhode Island	3	0
										204	H	UNLV	3	1
										211	A	CSU Bakersfield	3	0
										211	H	CSU Bakersfield	3	0
										220	H	Abilene Christian	3	0
										231	H	Samford	3	0
										268	A	UMKC	3	0
										268	H	UMKC	3	0
										273	H	UTEP	3	0
										276	A	Grand Canyon	3	2
										276	H	Grand Canyon	3	1
										278	N	William & Mary	3	0
										296	A	Chicago St.	3	0
										296	H	Chicago St.	3	0
										326	H	Delaware St.	3	0
LAST 10 GAMES														
					211	A	CSU Bakersfield	3	0	268	A	UMKC	3	0
					276	A	Grand Canyon	3	2	150	H	UTRGV	3	1
					190	H	Seattle U	3	0	175	H	New Mexico	3	0
					191	H	Utah Valley	3	0	276	H	Grand Canyon	3	1
					296	A	Chicago St.	3	0	211	H	CSU Bakersfield	3	0

Non-Div. I Games:

New Mexico St.

Average RPI Win:	193	WON-LOST	WINNING	LAST 10	STRENGTH OF	OPP. STRENGTH	TEAM	ADJ	CONF.	ADJ CONF.	
Average RPI Loss:	107	RECORD	PCT. RANK	GAMES	SCHEDULE	OF SCHEDULE	RPI	RPI	RPI	RPI	
DIV. I ONLY	17- 10	.62963	99	8- 2	174	115	111	.53257	112	16	16
DIV. I NON-CONF.	4- 7	.36364	232	0- 0	135	96	187	.48405	187	11	11
<hr/>											
TOTALS	RPI 1-25	RPI 26-50		W-L RECORDS	RPI 51-100		RPI 101-150		RPI 150+		
17- 10	0- 0	0- 2		OVERALL	2- 3		1- 2		14- 3		
9- 4	0- 0	0- 1		HOME	1- 0		0- 1		8- 2		
7- 3	0- 0	0- 1		AWAY	0- 1		1- 1		6- 0		
1- 3	0- 0	0- 0		NEUTRAL	1- 2		0- 0		0- 1		
<hr/>											
4- 7	0- 0	0- 2		NON-CONFERENCE	1- 2		0- 0		3- 3		
2- 3	0- 0	0- 1		HOME	0- 0		0- 0		2- 2		
1- 1	0- 0	0- 1		AWAY	0- 0		0- 0		1- 0		
1- 3	0- 0	0- 0		NEUTRAL	1- 2		0- 0		0- 1		
<hr/>											
13- 3	0- 0	0- 0		CONFERENCE	1- 1		1- 2		11- 0		
7- 1	0- 0	0- 0		HOME	1- 0		0- 1		6- 0		
6- 2	0- 0	0- 0		AWAY	0- 1		1- 1		5- 0		
0- 0	0- 0	0- 0		NEUTRAL	0- 0		0- 0		0- 0		
<hr/>											
RPI S	Opponent	Score	RPI S	Opponent	Score	RPI S	Opponent	Score	RPI S	Opponent	Score
			40 H	Notre Dame	0 3	67 A	Miami (OH)	1 3	114 A	Ball St.	1 3
			42 A	VCU	0 3	67 H	Miami (OH)	3 1	142 A	Ohio	3 1
						78 N	Northwestern	0 3	142 H	Ohio	2 3
						87 N	Sacramento St.	2 3	152 H	Xavier	0 3
						92 N	Seton Hall	3 2	162 H	Ill.-Chicago	2 3
									165 H	Central Mich.	3 0
									169 H	Duquesne	3 0
									171 A	Northern Ky.	3 2
									174 A	Western Mich.	3 1
									176 A	Buffalo	3 1
									176 H	Buffalo	3 1
									186 H	Northern Ill.	3 2
									190 N	Seattle U	2 3
									196 H	Eastern Mich.	3 1
									224 A	Toledo	3 1
									236 A	Kent St.	3 1
									236 H	Kent St.	3 2
									285 A	Akron	3 0
									285 H	Akron	3 0
									303 H	Southeastern La.	3 0
<hr/>											
LAST 10 GAMES											
			176 A	Buffalo	3 1	67 H	Miami (OH)	3 1			
			285 A	Akron	3 0	224 A	Toledo	3 1			
			236 H	Kent St.	3 2	114 A	Ball St.	1 3			
			142 H	Ohio	2 3	165 H	Central Mich.	3 0			
			174 A	Western Mich.	3 1	196 H	Eastern Mich.	3 1			

Non-Div. I Games:

Bowling Green

Average RPI Win:	211	WON-LOST	WINNING	LAST 10	STRENGTH OF	OPP. STRENGTH	TEAM	ADJ	CONF.	ADJ CONF.		
Average RPI Loss:	112	RECORD	PCT. RANK	GAMES	SCHEDULE	OF SCHEDULE	RPI	RPI	RPI	RPI		
DIV. I ONLY		14- 13	.51852	155	6- 4	77	176	116	.53222	113	26	27
DIV. I NON-CONF.		3- 8	.27273	269	0- 0	15	57	117	.53445	114	24	24
<hr/>												
TOTALS	RPI 1-25	RPI 26-50		W-L RECORDS		RPI 51-100		RPI 101-150		RPI 150+		
14- 13	0- 3	0- 0		OVERALL		2- 4		2- 2		10- 4		
8- 1	0- 0	0- 0		HOME		0- 1		2- 0		6- 0		
4- 8	0- 2	0- 0		AWAY		1- 2		0- 1		3- 3		
2- 4	0- 1	0- 0		NEUTRAL		1- 1		0- 1		1- 1		
<hr/>												
3- 8	0- 3	0- 0		NON-CONFERENCE		1- 2		1- 2		1- 1		
1- 0	0- 0	0- 0		HOME		0- 0		1- 0		0- 0		
0- 4	0- 2	0- 0		AWAY		0- 1		0- 1		0- 0		
2- 4	0- 1	0- 0		NEUTRAL		1- 1		0- 1		1- 1		
<hr/>												
11- 5	0- 0	0- 0		CONFERENCE		1- 2		1- 0		9- 3		
7- 1	0- 0	0- 0		HOME		0- 1		1- 0		6- 0		
4- 4	0- 0	0- 0		AWAY		1- 1		0- 0		3- 3		
0- 0	0- 0	0- 0		NEUTRAL		0- 0		0- 0		0- 0		
<hr/>												
RPI S	Opponent	Score		RPI S	Opponent	Score		RPI S	Opponent	Score		
4 N	Minnesota	0	3			60 N	Denver	1	3	140 H	Houston Baptist	3 0
5 A	Texas	0	3			64 N	Rice	3	1	145 N	San Diego St.	0 3
11 A	Michigan St.	0	3			65 A	SMU	0	3	150 A	UTRGV	0 3
						72 A	Central Ark.	2	3	150 H	UTRGV	3 1
						91 A	SFA	3	0	179 H	McNeese	3 1
						91 H	SFA	2	3	189 N	Mississippi St.	2 3
										195 N	Marshall	3 0
										214 A	Sam Houston St.	2 3
										214 H	Sam Houston St.	3 0
										220 A	Abilene Christian	2 3
										220 H	Abilene Christian	3 0
										227 A	Northwestern St.	0 3
										253 A	Incarnate Word	3 0
										253 H	Incarnate Word	3 0
										270 A	New Orleans	3 2
										303 A	Southeastern La.	3 0
										312 H	Lamar University	3 0
										313 H	Nicholls St.	3 1
<hr/>												
LAST 10 GAMES												
220 H Abilene Christian				3	0	214 A Sam Houston St.				2	3	
214 H Sam Houston St.				3	0	220 A Abilene Christian				2	3	
253 H Incarnate Word				3	0	91 H SFA				2	3	
91 A SFA				3	0	312 H Lamar University				3	0	
140 H Houston Baptist				3	0	227 A Northwestern St.				0	3	

Non-Div. I Games:

A&M-Corpus Christi

Average RPI Win: 202		WON-LOST		WINNING		LAST 10		STRENGTH OF		OPP. STRENGTH		TEAM		ADJ		CONF.		ADJ CONF.	
Average RPI Loss: 114		RECORD		PCT. RANK		GAMES		SCHEDULE		OF SCHEDULE		RPI		RPI		RPI		RPI	
DIV. I ONLY		19- 10		.65517 90		7- 3		196		131		113		.532 114		16		16	
DIV. I NON-CONF.		8- 5		.61538 112		0- 0		164		121		114		.53375 116		11		11	
TOTALS		RPI 1-25		RPI 26-50		W-L RECORDS		RPI 51-100		RPI 101-150		RPI 150+							
19- 10		0- 0		0- 2		OVERALL		1- 2		1- 3		17- 3							
10- 3		0- 0		0- 0		HOME		1- 1		1- 0		8- 2							
6- 6		0- 0		0- 1		AWAY		0- 1		0- 3		6- 1							
3- 1		0- 0		0- 1		NEUTRAL		0- 0		0- 0		3- 0							
8- 5		0- 0		0- 2		NON-CONFERENCE		1- 1		0- 2		7- 0							
5- 0		0- 0		0- 0		HOME		1- 0		0- 0		4- 0							
0- 4		0- 0		0- 1		AWAY		0- 1		0- 2		0- 0							
3- 1		0- 0		0- 1		NEUTRAL		0- 0		0- 0		3- 0							
11- 5		0- 0		0- 0		CONFERENCE		0- 1		1- 1		10- 3							
5- 3		0- 0		0- 0		HOME		0- 1		1- 0		4- 2							
6- 2		0- 0		0- 0		AWAY		0- 0		0- 1		6- 1							
0- 0		0- 0		0- 0		NEUTRAL		0- 0		0- 0		0- 0							
RPI S	Opponent	Score		RPI S	Opponent	Score		RPI S	Opponent	Score		RPI S	Opponent	Score					
				31 A	Colorado St.	1	3	56 A	Butler	2	3	102 A	IUPUI	2	3				
				34 N	Michigan	1	3	67 H	Miami (OH)	1	3	112 H	Bowling Green	3	1				
								76 H	Navy	3	0	129 A	Indiana	0	3				
												142 A	Ohio	0	3				
												165 A	Central Mich.	3	0				
												165 H	Central Mich.	2	3				
												169 H	Duquesne	3	2				
												174 A	Western Mich.	3	2				
												174 H	Western Mich.	3	1				
												176 H	Buffalo	3	0				
												186 A	Northern Ill.	3	1				
												186 H	Northern Ill.	2	3				
												196 A	Eastern Mich.	3	1				
												196 H	Eastern Mich.	3	2				
												218 N	Idaho St.	3	1				
												224 A	Toledo	0	3				
												224 H	Toledo	3	1				
												236 A	Kent St.	3	1				
												238 H	Fort Wayne	3	0				
												245 N	Indiana St.	3	0				
												248 N	DePaul	3	1				
												259 H	Bradley	3	1				
												269 H	Evansville	3	0				
												285 A	Akron	3	0				
LAST 10 GAMES																			
				174 A	Western Mich.	3	2	165 H	Central Mich.	2	3	269 H	Evansville	3	0				
				186 A	Northern Ill.	3	1	67 H	Miami (OH)	1	3	285 A	Akron	3	0				
				285 A	Akron	3	0	112 H	Bowling Green	3	1								
				224 H	Toledo	3	1	142 A	Ohio	0	3								
				196 H	Eastern Mich.	3	2	236 A	Kent St.	3	1								

Non-Div. I Games:

Ball St.

Average RPI Win: 157		WON-LOST	WINNING	LAST 10	STRENGTH OF	OPP. STRENGTH	TEAM	ADJ	CONF.	ADJ CONF.							
Average RPI Loss: 45		RECORD	PCT. RANK	GAMES	SCHEDULE	OF SCHEDULE	RPI	RPI	RPI	RPI							
DIV. I ONLY		9- 17	.34615	250	1- 9	33	29	114	.53184	115	3	3					
DIV. I NON-CONF.		7- 6	.53846	145	0- 0	86	56	97	.55225	97	4	3					
<hr/>																	
TOTALS		RPI 1-25		RPI 26-50		W-L RECORDS		RPI 51-100		RPI 101-150		RPI 150+					
9- 17		0- 9		1- 2		OVERALL		0- 3		4- 3		4- 0					
2- 8		0- 5		0- 1		HOME		0- 1		1- 1		1- 0					
2- 8		0- 3		0- 1		AWAY		0- 2		1- 2		1- 0					
5- 1		0- 1		1- 0		NEUTRAL		0- 0		2- 0		2- 0					
7- 6		0- 2		1- 2		NON-CONFERENCE		0- 0		2- 2		4- 0					
1- 3		0- 1		0- 1		HOME		0- 0		0- 1		1- 0					
1- 2		0- 0		0- 1		AWAY		0- 0		0- 1		1- 0					
5- 1		0- 1		1- 0		NEUTRAL		0- 0		2- 0		2- 0					
2- 11		0- 7		0- 0		CONFERENCE		0- 3		2- 1		0- 0					
1- 5		0- 4		0- 0		HOME		0- 1		1- 0		0- 0					
1- 6		0- 3		0- 0		AWAY		0- 2		1- 1		0- 0					
0- 0		0- 0		0- 0		NEUTRAL		0- 0		0- 0		0- 0					
RPI	S	Opponent		Score		RPI	S	Opponent		Score		RPI	S	Opponent		Score	
5	A	Texas		0	3	29	A	Oregon St.		0	3	66	A	TCU		1	3
5	H	Texas		2	3	49	H	Arkansas		2	3	66	H	TCU		2	3
6	N	Nebraska		0	3	50	N	UNI		3	2	82	A	West Virginia		2	3
12	A	Kansas		1	3												
12	H	Kansas		2	3												
13	H	Wisconsin		0	3												
15	A	Iowa St.		0	3												
15	H	Iowa St.		0	3												
17	H	Baylor		1	3												
<hr/>																	
LAST 10 GAMES																	
66 H TCU						2	3	82 A West Virginia						2	3		
12 A Kansas						1	3	17 H Baylor						1	3		
5 H Texas						2	3	15 A Iowa St.						0	3		
121 A Texas Tech						2	3	121 H Texas Tech						3	2		
15 H Iowa St.						0	3	66 A TCU						1	3		

Non-Div. I Games:

Kansas St.

Average RPI Win:	139	WON-LOST RECORD	WINNING PCT. RANK	LAST 10 GAMES	STRENGTH OF SCHEDULE	OPP. STRENGTH OF SCHEDULE	TEAM RPI	ADJ RPI	CONF. RPI	ADJ CONF. RPI	
DIV. I ONLY		12- 15	.44444 195	5- 5	69	57	124	.53145 116	5	5	
DIV. I NON-CONF.		5- 6	.45455 197	0- 0	23	32	84	.5746 82	5	5	
<hr/>											
TOTALS	RPI 1-25	RPI 26-50		W-L RECORDS	RPI 51-100		RPI 101-150		RPI 150+		
12- 15	1- 3	1- 3		OVERALL	2- 5		2- 2		6- 2		
9- 4	1- 0	0- 2		HOME	2- 1		2- 1		4- 0		
3- 9	0- 2	1- 1		AWAY	0- 3		0- 1		2- 2		
0- 2	0- 1	0- 0		NEUTRAL	0- 1		0- 0		0- 0		
<hr/>											
5- 6	1- 2	0- 1		NON-CONFERENCE	1- 2		1- 1		2- 0		
5- 2	1- 0	0- 1		HOME	1- 0		1- 1		2- 0		
0- 2	0- 1	0- 0		AWAY	0- 1		0- 0		0- 0		
0- 2	0- 1	0- 0		NEUTRAL	0- 1		0- 0		0- 0		
<hr/>											
7- 9	0- 1	1- 2		CONFERENCE	1- 3		1- 1		4- 2		
4- 2	0- 0	0- 1		HOME	1- 1		1- 0		2- 0		
3- 7	0- 1	1- 1		AWAY	0- 2		0- 1		2- 2		
0- 0	0- 0	0- 0		NEUTRAL	0- 0		0- 0		0- 0		
<hr/>											
RPI S	Opponent	Score		RPI S	Opponent	Score		RPI S	Opponent	Score	
5 N	Texas	0	3	36 A	NC State	0	3	55 A	North Carolina	2	3
11 H	Michigan St.	3	1	36 H	NC State	1	3	55 H	North Carolina	3	1
23 A	San Diego	0	3	37 H	Auburn	0	3	57 A	Georgia	1	3
25 A	Louisville	0	3	40 A	Notre Dame	3	1	81 H	North Dakota	3	0
								83 N	Villanova	1	3
								84 A	Duke	0	3
								84 H	Duke	1	3
								103 H Furman 2 3			
								115 H Kansas St. 3 2			
								131 A Syracuse 0 3			
								131 H Syracuse 3 1			
								152 H Xavier 3 1			
								158 H Wake Forest 3 1			
								187 A Virginia Tech 3 0			
								193 A Virginia 1 3			
								234 A Boston College 1 3			
								234 H Boston College 3 0			
								252 H North Florida 3 0			
								257 A Clemson 3 0			
<hr/>											
				LAST 10 GAMES							
				36 A NC State 0 3				84 H Duke 1 3			
				55 A North Carolina 2 3				234 H Boston College 3 0			
				193 A Virginia 1 3				131 H Syracuse 3 1			
				187 A Virginia Tech 3 0				25 A Louisville 0 3			
				158 H Wake Forest 3 1				40 A Notre Dame 3 1			

Non-Div. I Games:

Georgia Tech

Average RPI Win:	153	WON-LOST RECORD	WINNING PCT. RANK	LAST 10 GAMES	STRENGTH OF SCHEDULE	OPP. STRENGTH OF SCHEDULE	TEAM RPI	ADJ RPI	CONF. RPI	ADJ CONF. RPI		
DIV. I ONLY		7- 18	.28	276	4- 6	13	39	122	.53062	117	3	3
DIV. I NON-CONF.		3- 10	.23077	277	0- 0	46	51	164	.4997	162	4	3
<hr/>												
TOTALS	RPI 1-25	RPI 26-50		W-L RECORDS		RPI 51-100		RPI 101-150		RPI 150+		
7- 18	0- 9	0- 3		OVERALL		2- 3		3- 2		2- 1		
3- 6	0- 4	0- 0		HOME		1- 1		1- 1		1- 0		
2- 8	0- 3	0- 2		AWAY		1- 1		1- 1		0- 1		
2- 4	0- 2	0- 1		NEUTRAL		0- 1		1- 0		1- 0		
3- 10	0- 3	0- 3		NON-CONFERENCE		0- 2		1- 1		2- 1		
1- 2	0- 1	0- 0		HOME		0- 1		0- 0		1- 0		
0- 4	0- 0	0- 2		AWAY		0- 0		0- 1		0- 1		
2- 4	0- 2	0- 1		NEUTRAL		0- 1		1- 0		1- 0		
4- 8	0- 6	0- 0		CONFERENCE		2- 1		2- 1		0- 0		
2- 4	0- 3	0- 0		HOME		1- 0		1- 1		0- 0		
2- 4	0- 3	0- 0		AWAY		1- 1		1- 0		0- 0		
0- 0	0- 0	0- 0		NEUTRAL		0- 0		0- 0		0- 0		
<hr/>												
RPI S	Opponent	Score	RPI S	Opponent	Score	RPI S	Opponent	Score	RPI S	Opponent	Score	
5 H	Texas	1 3	44 N	High Point	0 3	57 N	Georgia	0 3	115 H	Kansas St.	2 3	
8 N	Washington	0 3	46 A	Maryland	0 3	66 A	TCU	3 0	121 A	Texas Tech	3 1	
9 N	Southern California	1 3	48 A	North Texas	0 3	82 A	West Virginia	1 3	121 H	Texas Tech	3 0	
12 A	Kansas	2 3				82 H	West Virginia	3 2	138 N	Southern Miss.	3 1	
12 H	Kansas	1 3				92 H	Seton Hall	2 3	142 A	Ohio	2 3	
15 A	Iowa St.	1 3							159 A	Tulane	1 3	
17 A	Baylor	1 3							227 H	Northwestern St.	3 0	
17 H	Baylor	0 3							313 N	Nicholls St.	3 0	
21 H	Colorado	1 3										
<hr/>												
LAST 10 GAMES												
121 A Texas Tech						66 A TCU						
82 H West Virginia						82 A West Virginia						
17 H Baylor						12 H Kansas						
12 A Kansas						121 H Texas Tech						
5 H Texas						17 A Baylor						

Non-Div. I Games:

Oklahoma

Average RPI Win: 230		WON-LOST RECORD	WINNING PCT. RANK		LAST 10 GAMES	STRENGTH OF SCHEDULE	OPP. STRENGTH OF SCHEDULE	TEAM RPI	ADJ RPI	CONF. RPI	ADJ CONF. RPI	
Average RPI Loss: 151												
DIV. I ONLY		20- 8	.71429	59	8- 2	240	233	115	.53042	118	24	23
DIV. I NON-CONF.		8- 4	.66667	85	0- 0	320	187	198	.47606	196	26	26
<hr/>												
TOTALS		RPI 1-25		RPI 26-50		W-L RECORDS		RPI 51-100		RPI 101-150		RPI 150+
20- 8		0- 0		0- 0		OVERALL		2- 3		1- 1		17- 4
8- 1		0- 0		0- 0		HOME		1- 1		1- 0		6- 0
7- 5		0- 0		0- 0		AWAY		1- 2		0- 0		6- 3
5- 2		0- 0		0- 0		NEUTRAL		0- 0		0- 1		5- 1
8- 4		0- 0		0- 0		NON-CONFERENCE		0- 1		0- 1		8- 2
1- 0		0- 0		0- 0		HOME		0- 0		0- 0		1- 0
2- 2		0- 0		0- 0		AWAY		0- 1		0- 0		2- 1
5- 2		0- 0		0- 0		NEUTRAL		0- 0		0- 1		5- 1
12- 4		0- 0		0- 0		CONFERENCE		2- 2		1- 0		9- 2
7- 1		0- 0		0- 0		HOME		1- 1		1- 0		5- 0
5- 3		0- 0		0- 0		AWAY		1- 1		0- 0		4- 2
0- 0		0- 0		0- 0		NEUTRAL		0- 0		0- 0		0- 0
RPI	S	Opponent	Score	RPI	S	Opponent	Score	RPI	S	Opponent	Score	
								51	A	Alabama	1	3
								59	A	Austin Peay	3	1
								59	H	Austin Peay	0	3
								80	A	SIUE	2	3
								80	H	SIUE	3	2
			</									

Non-Div. I Games:

Murray St.

Average RPI Win:		219	WON-LOST		WINNING		LAST 10		STRENGTH OF		OPP. STRENGTH		TEAM		ADJ		CONF.		ADJ CONF.					
Average RPI Loss:		90	RECORD		PCT. RANK		GAMES		SCHEDULE		OF SCHEDULE		RPI		RPI		RPI		RPI					
DIV. I ONLY			14- 12		.53846		143		8- 2		99		154		126		.52942		119		22		22	
DIV. I NON-CONF.			3- 9		.25		273		2- 0		56		65		174		.49534		168		20		20	
TOTALS		RPI 1-25		RPI 26-50				W-L RECORDS				RPI 51-100				RPI 101-150				RPI 150+				
14- 12		0- 2		0- 1				OVERALL				2- 5				3- 2				9- 2				
7- 3		0- 0		0- 0				HOME				1- 2				2- 1				4- 0				
4- 6		0- 2		0- 1				AWAY				0- 1				1- 1				3- 1				
3- 3		0- 0		0- 0				NEUTRAL				1- 2				0- 0				2- 1				
3- 9		0- 2		0- 1				NON-CONFERENCE				1- 4				0- 1				2- 1				
0- 3		0- 0		0- 0				HOME				0- 2				0- 1				0- 0				
0- 3		0- 2		0- 1				AWAY				0- 0				0- 0				0- 0				
3- 3		0- 0		0- 0				NEUTRAL				1- 2				0- 0				2- 1				
11- 3		0- 0		0- 0				CONFERENCE				1- 1				3- 1				7- 1				
7- 0		0- 0		0- 0				HOME				1- 0				2- 0				4- 0				
4- 3		0- 0		0- 0				AWAY				0- 1				1- 1				3- 1				
0- 0		0- 0		0- 0				NEUTRAL				0- 0				0- 0				0- 0				
RPI	S	Opponent		Score		RPI	S	Opponent		Score		RPI	S	Opponent		Score		RPI	S	Opponent		Score		
6	A	Nebraska		0	3	49	A	Arkansas		0	3	51	N	Alabama		0	3	141	H	Tulsa		2	3	
18	A	Purdue		0	3							60	A	Denver		0	3	144	A	South Dakota		1	3	
												60	H	Denver		3	0	144	H	South Dakota		3	1	
												72	H	Central Ark.		0	3	148	A	North Dakota St.		3	1	
												75	N	Cleveland St.		2	3	148	H	North Dakota St.		3	1	
												79	H	Wyoming		2	3	156	N	Saint Mary's (CA)		1	3	
												97	N	UCF		3	1	223	A	Omaha		0	3	
																		223	H	Omaha		3	0	
																		238	A	Fort Wayne		3	1	
																		238	H	Fort Wayne		3	1	
																		239	N	UMBC		3	0	
																		289	A	Western Ill.		3	0	
																		289	H	Western Ill.		3	1	
																		318	A	South Dakota St.		3	0	
																		318	H	South Dakota St.		3	0	
																		320	N	Southern U.		3	0	
LAST 10 GAMES																								
						320	N	Southern U.		3	0	318	H	South Dakota St.		3	0							
						97	N	UCF		3	1	148	H	North Dakota St.		3	1							
						223	A	Omaha		0	3	289	A	Western Ill.		3	0							
						144	H	South Dakota		3	1	238	A	Fort Wayne		3	1							
						60	A	Denver		0	3	223	H	Omaha		3	0							

Non-Div. I Games:

Oral Roberts

Average RPI Win: 228		WON-LOST RECORD		WINNING PCT. RANK		LAST 10 GAMES		STRENGTH OF SCHEDULE		OPP. STRENGTH OF SCHEDULE		TEAM RPI		ADJ RPI		CONF. RPI		ADJ CONF. RPI	
Average RPI Loss: 100																			
DIV. I ONLY		17- 9		.65385 93		2- 4		191		193		117		.52934 120		25		25	
DIV. I NON-CONF.		5- 5		.5 159		0- 1		107		104		123		.52705 123		23		22	
TOTALS		RPI 1-25		RPI 26-50		W-L RECORDS		RPI 51-100		RPI 101-150		RPI 150+							
17- 9		0- 0		0- 1		OVERALL		2- 5		1- 1		14- 2							
8- 4		0- 0		0- 0		HOME		0- 3		1- 1		7- 0							
8- 5		0- 0		0- 1		AWAY		2- 2		0- 0		6- 2							
1- 0		0- 0		0- 0		NEUTRAL		0- 0		0- 0		1- 0							
5- 5		0- 0		0- 1		NON-CONFERENCE		1- 2		1- 0		3- 2							
2- 1		0- 0		0- 0		HOME		0- 1		1- 0		1- 0							
2- 4		0- 0		0- 1		AWAY		1- 1		0- 0		1- 2							
1- 0		0- 0		0- 0		NEUTRAL		0- 0		0- 0		1- 0							
12- 4		0- 0		0- 0		CONFERENCE		1- 3		0- 1		11- 0							
6- 3		0- 0		0- 0		HOME		0- 2		0- 1		6- 0							
6- 1		0- 0		0- 0		AWAY		1- 1		0- 0		5- 0							
0- 0		0- 0		0- 0		NEUTRAL		0- 0		0- 0		0- 0							
RPI S	Opponent	Score		RPI S	Opponent	Score		RPI S	Opponent	Score		RPI S	Opponent	Score					
				37 A	Auburn	0	3	51 H	Alabama	1	3	138 H	Southern Miss.	3	2				
								70 A	Texas St.	3	0	147 H	Louisiana	1	3				
								73 A	Ole Miss	3	2	159 A	Tulane	2	3				
								73 A	Ole Miss	1	3	159 A	Tulane	0	3				
								89 A	Coastal Caro.	0	3	179 H	McNeese	3	0				
								89 H	Coastal Caro.	0	3	205 A	Alabama St.	3	0				
								95 H	Arkansas St.	1	3	230 A	UT Arlington	3	1				
												240 A	Appalachian St.	3	2				
												240 H	Appalachian St.	3	0				
												251 H	Little Rock	3	1				
												257 N	Clemson	3	0				
												263 A	Georgia St.	3	0				
												263 H	Georgia St.	3	1				
												282 A	Troy	3	1				
												282 H	Troy	3	0				
												300 A	Ga. Southern	3	0				
												300 H	Ga. Southern	3	0				
												308 H	La.-Monroe	3	1				
				LAST 10 GAMES															
				73 A	Ole Miss	1	3	89 A	Coastal Caro.	0	3								
				240 H	Appalachian St.	3	0	240 A	Appalachian St.	3	2								
				89 H	Coastal Caro.	0	3	95 H	Arkansas St.	1	3								
				308 H	La.-Monroe	3	1	251 H	Little Rock	3	1								
				147 H	Louisiana	1	3	263 A	Georgia St.	3	0								

Non-Div. I Games:

South Ala.

Average RPI Win:		190	WON-LOST RECORD		WINNING PCT. RANK		LAST 10 GAMES		STRENGTH OF SCHEDULE		OPP. STRENGTH OF SCHEDULE		TEAM RPI		ADJ RPI		CONF. RPI		ADJ CONF. RPI				
DIV. I ONLY			14- 12		.53846 143		2- 8		138		55		123		.52911 121		3		3				
DIV. I NON-CONF.			11- 2		.84615 26		0- 0		264		180		99		.55152 98		4		3				
TOTALS		RPI 1-25		RPI 26-50		W-L RECORDS		RPI 51-100		RPI 101-150		RPI 150+											
14- 12		0- 6		1- 0		OVERALL		2- 3		3- 3		8- 0											
7- 4		0- 3		0- 0		HOME		2- 0		2- 1		3- 0											
3- 8		0- 3		1- 0		AWAY		0- 3		0- 2		2- 0											
4- 0		0- 0		0- 0		NEUTRAL		0- 0		1- 0		3- 0											
11- 2		0- 0		1- 0		NON-CONFERENCE		0- 2		2- 0		8- 0											
4- 0		0- 0		0- 0		HOME		0- 0		1- 0		3- 0											
3- 2		0- 0		1- 0		AWAY		0- 2		0- 0		2- 0											
4- 0		0- 0		0- 0		NEUTRAL		0- 0		1- 0		3- 0											
3- 10		0- 6		0- 0		CONFERENCE		2- 1		1- 3		0- 0											
3- 4		0- 3		0- 0		HOME		2- 0		1- 1		0- 0											
0- 6		0- 3		0- 0		AWAY		0- 1		0- 2		0- 0											
0- 0		0- 0		0- 0		NEUTRAL		0- 0		0- 0		0- 0											
RPI	S	Opponent		Score		RPI	S	Opponent		Score		RPI	S	Opponent		Score							
5	A	Texas		1 3		48	A	North Texas		3 1		57	A	Georgia		1 3		115	A	Kansas St.		2 3	
5	H	Texas		0 3								66	H	TCU		3 1		115	H	Kansas St.		3 2	
12	A	Kansas		0 3								82	A	West Virginia		2 3		117	A	Oklahoma		0 3	
15	H	Iowa St.		2 3								82	H	West Virginia		3 1		117	H	Oklahoma		1 3	
17	A	Baylor		1 3								98	A	California		1 3		139	N	South Carolina		3 1	
17	H	Baylor		0 3														150	H	UTRGV		3 0	
																		202	N	Dartmouth		3 0	
																		220	H	Abilene Christian		3 0	
																		225	H	UC Riverside		3 0	
																		257	A	Clemson		3 1	
																		267	N	Eastern Wash.		3 0	
																		273	A	UTEP		3 2	
																		300	N	Ga. Southern		3 0	
																		312	H	Lamar University		3 0	
						LAST 10 GAMES																	
						82	A	West Virginia		2 3		12	A	Kansas		0 3							
						117	H	Oklahoma		1 3		5	H	Texas		0 3							
						5	A	Texas		1 3		66	H	TCU		3 1							
						115	H	Kansas St.		3 2		115	A	Kansas St.		2 3							
						17	H	Baylor		0 3		117	A	Oklahoma		0 3							

Non-Div. I Games:

Texas Tech

Average RPI Win: 197		WON-LOST	WINNING	LAST 10	STRENGTH OF		OPP. STRENGTH	TEAM	ADJ	CONF.	ADJ CONF.
Average RPI Loss: 117		RECORD	PCT. RANK	GAMES	SCHEDULE		OF SCHEDULE	RPI	RPI	RPI	RPI
DIV. I ONLY		17- 12	.58621	117	4- 6		133	141	118	.5291	122
DIV. I NON-CONF.		7- 6	.53846	145	0- 0		220	167	183	.48766	182
TOTALS		RPI 1-25	RPI 26-50		W-L RECORDS		RPI 51-100		RPI 101-150		RPI 150+
17- 12	0- 0	0- 1		OVERALL		3- 4		1- 2		13- 5	
9- 3	0- 0	0- 0		HOME		2- 1		0- 1		7- 1	
5- 7	0- 0	0- 1		AWAY		1- 2		1- 1		3- 3	
3- 2	0- 0	0- 0		NEUTRAL		0- 1		0- 0		3- 1	
7- 6	0- 0	0- 1		NON-CONFERENCE		0- 1		0- 1		7- 3	
3- 1	0- 0	0- 0		HOME		0- 0		0- 0		3- 1	
1- 3	0- 0	0- 1		AWAY		0- 0		0- 1		1- 1	
3- 2	0- 0	0- 0		NEUTRAL		0- 1		0- 0		3- 1	
10- 6	0- 0	0- 0		CONFERENCE		3- 3		1- 1		6- 2	
6- 2	0- 0	0- 0		HOME		2- 1		0- 1		4- 0	
4- 4	0- 0	0- 0		AWAY		1- 2		1- 0		2- 2	
0- 0	0- 0	0- 0		NEUTRAL		0- 0		0- 0		0- 0	
RPI S	Opponent	Score	RPI S	Opponent	Score	RPI S	Opponent	Score	RPI S	Opponent	Score
			46 A	Maryland	1 3	52 A	Col. of Charleston	0 3	106 A	Pepperdine	1 3
						52 H	Col. of Charleston	3 1	110 A	Hofstra	3 1
						61 A	James Madison	0 3	110 H	Hofstra	0 3
						61 H	James Madison	3 2	151 H	Harvard	1 3
						62 A	Towson	3 1	163 A	Elon	0 3
						62 H	Towson	1 3	163 H	Elon	3 2
						69 N	Temple	0 3	181 A	UNCW	0 3
									181 H	UNCW	3 1
									185 A	CSUN	0 3
									197 A	Rhode Island	3 1
									199 H	New Hampshire	3 2
									213 N	Columbia	3 0
									215 N	Weber St.	2 3
									234 H	Boston College	3 2
									239 N	UMBC	3 1
									256 N	Marist	3 0
									258 A	Delaware	3 0
									258 H	Delaware	3 0
									278 A	William & Mary	3 1
									278 H	William & Mary	3 0
									306 H	UMass Lowell	3 0
LAST 10 GAMES											
			61 A	James Madison	0 3	258 H	Delaware	3 0			
			110 H	Hofstra	0 3	52 A	Col. of Charleston	0 3			
			163 A	Elon	0 3	181 A	UNCW	0 3			
			278 A	William & Mary	3 1	110 A	Hofstra	3 1			
			62 H	Towson	1 3	163 H	Elon	3 2			

Non-Div. I Games:

Northeastern

Average RPI Win: 193		WON-LOST	WINNING	LAST 10	STRENGTH OF		OPP. STRENGTH	TEAM	ADJ	CONF.	ADJ CONF.
Average RPI Loss: 80		RECORD	PCT. RANK	GAMES	SCHEDULE		OF SCHEDULE	RPI	RPI	RPI	RPI
DIV. I ONLY		14- 13	.51852	155	2- 8		93	93	119	.52892	123
DIV. I NON-CONF.		9- 3	.75	58	0- 0		136	186	83	.57214	84
TOTALS		RPI 1-25	RPI 26-50		W-L RECORDS		RPI 51-100		RPI 101-150		RPI 150+
14- 13	0- 4	0- 1		OVERALL		2- 3		2- 4		10- 1	
7- 8	0- 2	0- 1		HOME		0- 2		1- 3		6- 0	
3- 5	0- 2	0- 0		AWAY		2- 1		0- 1		1- 1	
4- 0	0- 0	0- 0		NEUTRAL		0- 0		1- 0		3- 0	
9- 3	0- 0	0- 1		NON-CONFERENCE		1- 0		1- 1		7- 1	
4- 2	0- 0	0- 1		HOME		0- 0		0- 1		4- 0	
1- 1	0- 0	0- 0		AWAY		1- 0		0- 0		0- 1	
4- 0	0- 0	0- 0		NEUTRAL		0- 0		1- 0		3- 0	
5- 10	0- 4	0- 0		CONFERENCE		1- 3		1- 3		3- 0	
3- 6	0- 2	0- 0		HOME		0- 2		1- 2		2- 0	
2- 4	0- 2	0- 0		AWAY		1- 1		0- 1		1- 0	
0- 0	0- 0	0- 0		NEUTRAL		0- 0		0- 0		0- 0	
RPI S	Opponent	Score	RPI S	Opponent	Score	RPI S	Opponent	Score	RPI S	Opponent	Score
20 A	BYU	0 3	29 H	Oregon St.	1 3	79 A	Wyoming	3 2	101 H	Pacific	2 3
20 H	BYU	0 3				85 A	Santa Clara	3 2	106 A	Pepperdine	0 3
23 A	San Diego	0 3				85 H	Santa Clara	0 3	106 H	Pepperdine	3 2
23 H	San Diego	0 3				100 A	Loyola Marymount	2 3	109 H	Portland St.	0 3
						100 H	Loyola Marymount	0 3	143 H	Gonzaga	2 3
									144 N	South Dakota	3 0
									156 H	Saint Mary's (CA)	3 0
									175 A	New Mexico	2 3
									184 N	Northern Colo.	3 1
									185 H	CSUN	3 1
									205 H	Alabama St.	3 0
									220 N	Abilene Christian	3 0
									230 N	UT Arlington	3 0
									243 H	Fresno St.	3 1
									273 H	UTEP	3 0
									294 A	San Francisco	3 2
									294 H	San Francisco	3 1
			LAST 10 GAMES								
20 H	BYU	0 3	85 H	Santa Clara	0 3						
23 H	San Diego	0 3	143 H	Gonzaga	2 3						
100 A	Loyola Marymount	2 3	23 A	San Diego	0 3						
106 A	Pepperdine	0 3	20 A	BYU	0 3						
294 H	San Francisco	3 1	106 H	Pepperdine	3 2						

Non-Div. I Games:

Portland

Average RPI Win:		209	WON-LOST RECORD		WINNING PCT. RANK		LAST 10 GAMES		STRENGTH OF SCHEDULE		OPP. STRENGTH OF SCHEDULE		TEAM RPI		ADJ RPI		CONF. RPI		ADJ CONF. RPI	
DIV. I ONLY			17- 10		.62963 99		7- 3		181		136		121		.52853 125		18		18	
DIV. I NON-CONF.			5- 6		.45455 197		0- 0		150		81		160		.50039 161		18		17	
TOTALS		RPI 1-25		RPI 26-50		W-L RECORDS		RPI 51-100		RPI 101-150		RPI 150+								
17- 10		0- 1		0- 1		OVERALL		1- 3		2- 3		14- 2								
6- 2		0- 0		0- 0		HOME		1- 1		0- 1		5- 0								
9- 4		0- 0		0- 1		AWAY		0- 2		1- 0		8- 1								
2- 4		0- 1		0- 0		NEUTRAL		0- 0		1- 2		1- 1								
5- 6		0- 1		0- 1		NON-CONFERENCE		0- 1		2- 2		3- 1								
0- 0		0- 0		0- 0		HOME		0- 0		0- 0		0- 0								
3- 2		0- 0		0- 1		AWAY		0- 1		1- 0		2- 0								
2- 4		0- 1		0- 0		NEUTRAL		0- 0		1- 2		1- 1								
12- 4		0- 0		0- 0		CONFERENCE		1- 2		0- 1		11- 1								
6- 2		0- 0		0- 0		HOME		1- 1		0- 1		5- 0								
6- 2		0- 0		0- 0		AWAY		0- 1		0- 0		6- 1								
0- 0		0- 0		0- 0		NEUTRAL		0- 0		0- 0		0- 0								
RPI	S	Opponent		Score		RPI	S	Opponent		Score		RPI	S	Opponent		Score				
12	N	Kansas		1	3	29	A	Oregon St.		0	3	81	A	North Dakota		0	3			
												81	H	North Dakota		3	2			
												85	A	Santa Clara		0	3			
												87	H	Sacramento St.		0	3			
												101	N	Pacific		0	3			
												109	H	Portland St.		0	3			
												115	N	Kansas St.		0	3			
												128	A	San Jose St.		3	0			
												143	N	Gonzaga		3	0			
												162	A	Ill.-Chicago		3	2			
												172	A	Northern Ariz.		3	2			
												184	A	Northern Colo.		3	0			
												184	H	Northern Colo.		3	0			
												215	H	Weber St.		3	1			
												216	A	Montana St.		3	0			
												216	H	Montana St.		3	0			
												218	A	Idaho St.		0	3			
												247	N	Fordham		3	0			
												248	N	DePaul		1	3			
												250	A	Montana		3	2			
												250	H	Montana		3	0			
												267	A	Eastern Wash.		3	0			
												267	H	Eastern Wash.		3	1			
												276	A	Grand Canyon		3	0			
												295	A	Southern Utah		3	1			
LAST 10 GAMES																				
216 A Montana St.						3	0	218 A Idaho St.						0	3					
250 A Montana						3	2	109 H Portland St.						0	3					
81 H North Dakota						3	2	87 H Sacramento St.						0	3					
184 H Northern Colo.						3	0	267 H Eastern Wash.						3	1					
267 A Eastern Wash.						3	0	215 H Weber St.						3	1					

Non-Div. I Games:

Idaho

Average RPI Win:	174	WON-LOST RECORD	WINNING PCT. RANK	LAST 10 GAMES	STRENGTH OF SCHEDULE	OPP. STRENGTH OF SCHEDULE	TEAM RPI	ADJ RPI	CONF. RPI	ADJ CONF. RPI					
DIV. I ONLY		15- 16	.48387	170	6- 4	82	91	125	.52693	126	7	7			
DIV. I NON-CONF.		8- 7	.53333	157	0- 0	87	156	107	.54059	107	7	7			
<hr/>															
TOTALS	RPI 1-25	RPI 26-50		W-L RECORDS		RPI 51-100		RPI 101-150		RPI 150+					
15- 16	0- 3	0- 2		OVERALL		3- 5		1- 2		11- 4					
6- 7	0- 1	0- 1		HOME		1- 2		0- 0		5- 3					
5- 7	0- 2	0- 1		AWAY		1- 2		0- 1		4- 1					
4- 2	0- 0	0- 0		NEUTRAL		1- 1		1- 1		2- 0					
8- 7	0- 1	0- 0		NON-CONFERENCE		2- 1		1- 2		5- 3					
3- 3	0- 0	0- 0		HOME		1- 0		0- 0		2- 3					
1- 2	0- 1	0- 0		AWAY		0- 0		0- 1		1- 0					
4- 2	0- 0	0- 0		NEUTRAL		1- 1		1- 1		2- 0					
7- 9	0- 2	0- 2		CONFERENCE		1- 4		0- 0		6- 1					
3- 4	0- 1	0- 1		HOME		0- 2		0- 0		3- 0					
4- 5	0- 1	0- 1		AWAY		1- 2		0- 0		3- 1					
0- 0	0- 0	0- 0		NEUTRAL		0- 0		0- 0		0- 0					
RPI	S	Opponent	Score	RPI	S	Opponent	Score	RPI	S	Opponent	Score				
9	A	Creighton	1 <div>3</div>	30	A	Marquette	0 <div>3</div>	56	A	Butler	1 <div>3</div>	105	N	Colgate	3 0
9	H	Creighton	0 <div>3</div>	30	H	Marquette	0 <div>3</div>	69	N	Temple	0 <div>3</div>	107	N	UTSA	2 <div>3</div>
17	A	Baylor	0 <div>3</div>					70	N	Texas St.	3 1	136	A	Cornell	0 <div>3</div>
								83	A	Villanova	3 0	152	A	Xavier	3 2
								83	H	Villanova	0 <div>3</div>	157	H	Fairfield	1 <div>3</div>
								87	H	Sacramento St.	3 1	160	A	Albany (NY)	3 0
								92	A	Seton Hall	0 <div>3</div>	177	A	Providence	3 1
								92	H	Seton Hall	1 <div>3</div>	177	H	Providence	3 0
												182	H	Stony Brook	2 <div>3</div>
												183	N	Valparaiso	3 0
												199	H	New Hampshire	3 0
												200	H	UConn	0 <div>3</div>
												209	A	Georgetown	3 0
												209	H	Georgetown	3 0
												241	N	Binghamton	3 0
												248	A	DePaul	2 <div>3</div>
												248	H	DePaul	3 1
												309	H	Holy Cross	3 0
<hr/>															
				LAST 10 GAMES											
				92 H Seton Hall		1 <div>3</div>		177 A Providence				3 1			
				83 A Villanova		3 0		9 A Creighton				1 <div>3</div>			
				209 A Georgetown		3 0		92 A Seton Hall				0 <div>3</div>			
				248 H DePaul		3 1		209 H Georgetown				3 0			
				30 H Marquette		0 <div>3</div>		152 A Xavier				3 2			

Non-Div. I Games:

St. John's (NY)

Average RPI Win:		215	WON-LOST RECORD		WINNING PCT. RANK		LAST 10 GAMES		STRENGTH OF SCHEDULE		OPP. STRENGTH OF SCHEDULE		TEAM RPI		ADJ RPI		CONF. RPI		ADJ CONF. RPI	
Average RPI Loss:		79																		
DIV. I ONLY			13- 14		.48148 177		5- 5		78		113		134		.52674 127		14		14	
DIV. I NON-CONF.			4- 7		.36364 232		0- 0		36		63		109		.54007 108		12		12	
TOTALS			RPI 1-25		RPI 26-50		W-L RECORDS		RPI 51-100		RPI 101-150		RPI 150+							
13- 14			0- 3		0- 2		OVERALL		0- 4		1- 3		12- 2							
6- 4			0- 1		0- 0		HOME		0- 2		1- 1		5- 0							
4- 7			0- 1		0- 1		AWAY		0- 1		0- 2		4- 2							
3- 3			0- 1		0- 1		NEUTRAL		0- 1		0- 0		3- 0							
4- 7			0- 3		0- 2		NON-CONFERENCE		0- 2		0- 0		4- 0							
0- 2			0- 1		0- 0		HOME		0- 1		0- 0		0- 0							
1- 2			0- 1		0- 1		AWAY		0- 0		0- 0		1- 0							
3- 3			0- 1		0- 1		NEUTRAL		0- 1		0- 0		3- 0							
9- 7			0- 0		0- 0		CONFERENCE		0- 2		1- 3		8- 2							
6- 2			0- 0		0- 0		HOME		0- 1		1- 1		5- 0							
3- 5			0- 0		0- 0		AWAY		0- 1		0- 2		3- 2							
0- 0			0- 0		0- 0		NEUTRAL		0- 0		0- 0		0- 0							
RPI	S	Opponent	Score		RPI	S	Opponent	Score		RPI	S	Opponent	Score		RPI	S	Opponent	Score		
14	A	Utah	0	3	34	A	Michigan	1	3	56	N	Butler	0	3	102	A	IUPUI	1	3	
19	H	Cal Poly	0	3	35	N	Missouri	1	3	75	A	Cleveland St.	2	3	102	H	IUPUI	2	3	
23	N	San Diego	0	3						75	H	Cleveland St.	2	3	108	A	Oakland	2	3	
										81	H	North Dakota	0	3	108	H	Oakland	3	1	
															162	A	Ill.-Chicago	2	3	
															162	H	Ill.-Chicago	3	1	
															171	A	Northern Ky.	3	1	
															171	H	Northern Ky.	3	1	
															188	A	Eastern Ill.	3	0	
															199	N	New Hampshire	3	1	
															219	A	Wright St.	2	3	
															219	H	Wright St.	3	0	
															233	A	Milwaukee	3	0	
															233	H	Milwaukee	3	0	
															259	N	Bradley	3	0	
															272	N	Memphis	3	1	
															290	A	Youngstown St.	3	0	
															290	H	Youngstown St.	3	0	
LAST 10 GAMES																				
171 A Northern Ky.					3 1					162 A Ill.-Chicago					2 3					
75 A Cleveland St.					2 3					108 A Oakland					2 3					
219 H Wright St.					3 0					290 A Youngstown St.					3 0					
102 H IUPUI					2 3					171 H Northern Ky.					3 1					
233 A Milwaukee					3 0					75 H Cleveland St.					2 3					

Non-Div. I Games:

Green Bay

Average RPI Win:		194	WON-LOST RECORD		WINNING PCT. RANK		LAST 10 GAMES		STRENGTH OF SCHEDULE		OPP. STRENGTH OF SCHEDULE		TEAM RPI		ADJ RPI		CONF. RPI		ADJ CONF. RPI				
DIV. I ONLY			17- 10		.62963 99		5- 5		207		116		131		.52668 128		11		11				
DIV. I NON-CONF.			8- 3		.72727 69		0- 0		211		142		105		.54108 105		10		10				
TOTALS		RPI 1-25		RPI 26-50		W-L RECORDS		RPI 51-100		RPI 101-150		RPI 150+											
17- 10		0- 1		1- 1		OVERALL		1- 2		3- 2		12- 4											
7- 4		0- 0		1- 0		HOME		1- 1		1- 2		4- 1											
7- 5		0- 0		0- 1		AWAY		0- 1		2- 0		5- 3											
3- 1		0- 1		0- 0		NEUTRAL		0- 0		0- 0		3- 0											
8- 3		0- 1		0- 0		NON-CONFERENCE		1- 0		2- 1		5- 1											
2- 1		0- 0		0- 0		HOME		1- 0		1- 1		0- 0											
3- 1		0- 0		0- 0		AWAY		0- 0		1- 0		2- 1											
3- 1		0- 1		0- 0		NEUTRAL		0- 0		0- 0		3- 0											
9- 7		0- 0		1- 1		CONFERENCE		0- 2		1- 1		7- 3											
5- 3		0- 0		1- 0		HOME		0- 1		0- 1		4- 1											
4- 4		0- 0		0- 1		AWAY		0- 1		1- 0		3- 2											
0- 0		0- 0		0- 0		NEUTRAL		0- 0		0- 0		0- 0											
RPI	S	Opponent		Score		RPI	S	Opponent		Score		RPI	S	Opponent		Score							
12	N	Kansas		1 3		31	A	Colorado St.		0 3		79	A	Wyoming		0 3							
						31	H	Colorado St.		3 2		79	H	Wyoming		0 3							
												85	H	Santa Clara		3 1							
												106	H	Pepperdine		3 2							
												124	A	Drake		3 2							
												125	H	Idaho		0 3							
												145	A	San Diego St.		3 2							
												145	H	San Diego St.		0 3							
												175	A	New Mexico		0 3							
												175	H	New Mexico		3 2							
												204	A	UNLV		3 1							
												204	H	UNLV		2 3							
												208	A	Nevada		1 3							
												208	H	Nevada		3 0							
												210	A	Air Force		3 2							
												210	H	Air Force		3 1							
												223	N	Omaha		3 1							
												225	A	UC Riverside		1 3							
												243	A	Fresno St.		3 1							
												243	H	Fresno St.		3 0							
												250	N	Montana		3 0							
												254	N	Howard		3 0							
												292	A	Cal St. Fullerton		3 0							
												294	A	San Francisco		3 1							
LAST 10 GAMES																							
31 H Colorado St.						3 2						243 H Fresno St.						3 0					
79 H Wyoming						0 3						210 H Air Force						3 1					
204 A UNLV						3 1						208 H Nevada						3 0					
175 A New Mexico						0 3						79 A Wyoming						0 3					
145 H San Diego St.						0 3						31 A Colorado St.						0 3					

Non-Div. I Games:

San Jose St.

Average RPI Win:	199	WON-LOST RECORD	WINNING PCT. RANK	LAST 10 GAMES	STRENGTH OF SCHEDULE	OPP. STRENGTH OF SCHEDULE	TEAM RPI	ADJ RPI	CONF. RPI	ADJ CONF. RPI					
DIV. I ONLY		12- 16	.42857	207	1- 9	71	37	127	.52615	129	2	2			
DIV. I NON-CONF.		11- 1	.91667	10	0- 0	219	191	76	.58048	76	2	2			
<hr/>															
TOTALS	RPI 1-25	RPI 26-50		W-L RECORDS		RPI 51-100		RPI 101-150		RPI 150+					
12- 16	0- 7	0- 7		OVERALL		0- 1		4- 0		8- 1					
6- 8	0- 4	0- 3		HOME		0- 0		2- 0		4- 1					
2- 8	0- 3	0- 4		AWAY		0- 1		0- 0		2- 0					
4- 0	0- 0	0- 0		NEUTRAL		0- 0		2- 0		2- 0					
11- 1	0- 0	0- 0		NON-CONFERENCE		0- 0		4- 0		7- 1					
5- 1	0- 0	0- 0		HOME		0- 0		2- 0		3- 1					
2- 0	0- 0	0- 0		AWAY		0- 0		0- 0		2- 0					
4- 0	0- 0	0- 0		NEUTRAL		0- 0		2- 0		2- 0					
1- 15	0- 7	0- 7		CONFERENCE		0- 1		0- 0		1- 0					
1- 7	0- 4	0- 3		HOME		0- 0		0- 0		1- 0					
0- 8	0- 3	0- 4		AWAY		0- 1		0- 0		0- 0					
0- 0	0- 0	0- 0		NEUTRAL		0- 0		0- 0		0- 0					
RPI	S	Opponent	Score	RPI	S	Opponent	Score	RPI	S	Opponent	Score				
1	H	Penn St.	0 <div>3</div>	27	A	Illinois	1 <div>3</div>	78	A	Northwestern	2 <div>3</div>	104	H	FGCU	3 2
4	H	Minnesota	0 <div>3</div>	27	H	Illinois	0 <div>3</div>					110	N	Hofstra	3 1
6	A	Nebraska	0 <div>3</div>	38	A	Ohio St.	0 <div>3</div>					114	H	Ball St.	3 0
13	A	Wisconsin	0 <div>3</div>	45	A	Iowa	0 <div>3</div>					130	N	LIU Brooklyn	3 1
13	H	Wisconsin	0 <div>3</div>	45	H	Iowa	1 <div>3</div>					204	H	UNLV	3 0
18	A	Purdue	0 <div>3</div>	46	A	Maryland	1 <div>3</div>					229	H	Rutgers	3 2
18	H	Purdue	0 <div>3</div>	46	H	Maryland	0 <div>3</div>					231	H	Samford	2 <div>3</div>
												242	A	George Washington	3 0
												245	H	Indiana St.	3 0
												246	N	UT Martin	3 0
												248	H	DePaul	3 1
												249	N	UAB	3 1
												269	A	Evansville	3 0
				LAST 10 GAMES											
				4	H	Minnesota	0 <div>3</div>	46	A	Maryland	1 <div>3</div>				
				13	H	Wisconsin	0 <div>3</div>	1	H	Penn St.	0 <div>3</div>				
				6	A	Nebraska	0 <div>3</div>	229	H	Rutgers	3 2				
				45	A	Iowa	0 <div>3</div>	13	A	Wisconsin	0 <div>3</div>				
				38	A	Ohio St.	0 <div>3</div>	45	H	Iowa	1 <div>3</div>				

Non-Div. I Games:

Indiana

Average RPI Win:	245	WON-LOST	WINNING	LAST 10	STRENGTH OF	OPP. STRENGTH	TEAM	ADJ	CONF.	ADJ CONF.		
Average RPI Loss:	114	RECORD	PCT. RANK	GAMES	SCHEDULE	OF SCHEDULE	RPI	RPI	RPI	RPI		
DIV. I ONLY		18- 9	.66667	77	8- 2	210	242	128	.52596	130	28	29
DIV. I NON-CONF.		7- 6	.53846	145	0- 0	187	116	153	.50647	152	29	29
<hr/>												
TOTALS	RPI 1-25	RPI 26-50		W-L RECORDS		RPI 51-100		RPI 101-150		RPI 150+		
18- 9	0- 0	0- 2		OVERALL		0- 2		0- 2		18- 3		
9- 0	0- 0	0- 0		HOME		0- 0		0- 0		9- 0		
5- 6	0- 0	0- 1		AWAY		0- 2		0- 0		5- 3		
4- 3	0- 0	0- 1		NEUTRAL		0- 0		0- 2		4- 0		
<hr/>												
7- 6	0- 0	0- 2		NON-CONFERENCE		0- 2		0- 2		7- 0		
2- 0	0- 0	0- 0		HOME		0- 0		0- 0		2- 0		
1- 3	0- 0	0- 1		AWAY		0- 2		0- 0		1- 0		
4- 3	0- 0	0- 1		NEUTRAL		0- 0		0- 2		4- 0		
<hr/>												
11- 3	0- 0	0- 0		CONFERENCE		0- 0		0- 0		11- 3		
7- 0	0- 0	0- 0		HOME		0- 0		0- 0		7- 0		
4- 3	0- 0	0- 0		AWAY		0- 0		0- 0		4- 3		
0- 0	0- 0	0- 0		NEUTRAL		0- 0		0- 0		0- 0		
<hr/>												
RPI	S	Opponent	Score	RPI	S	Opponent	Score	RPI	S	Opponent	Score	
33	N	LSU	0 3	55	A	North Carolina	0 3	110	N	Hofstra	2 3	
36	A	NC State	0 3	57	A	Georgia	0 3	129	N	Indiana	1 3	
								153	A	Central Conn. St.	3 2	
								153	H	Central Conn. St.	3 1	
								166	A	Bryant	2 3	
								166	H	Bryant	3 1	
								192	N	UNC Asheville	3 0	
								207	A	Sacred Heart	1 3	
								207	H	Sacred Heart	3 2	
								213	H	Columbia	3 2	
								235	A	Robert Morris	1 3	
								235	H	Robert Morris	3 2	
								242	A	George Washington	3 2	
								247	N	Fordham	3 1	
								256	H	Marist	3 0	
								261	A	Saint Francis (PA)	3 0	
								261	H	Saint Francis (PA)	3 0	
								275	N	George Mason	3 1	
								277	N	Presbyterian	3 1	
								310	A	St. Francis Brooklyn	3 0	
								310	H	St. Francis Brooklyn	3 0	
								325	A	Fairleigh Dickinson	3 1	
								325	H	Fairleigh Dickinson	3 0	
<hr/>												
LAST 10 GAMES												
325 H Fairleigh Dickinson				3	0	261 A Saint Francis (PA)				3	0	
207 H Sacred Heart				3	2	235 A Robert Morris				1	3	
310 A St. Francis Brooklyn				3	0	325 A Fairleigh Dickinson				3	1	
166 H Bryant				3	1	207 A Sacred Heart				1	3	
153 H Central Conn. St.				3	1	261 H Saint Francis (PA)				3	0	

Non-Div. I Games:

LIU Brooklyn

■ Loss,
 ■ Non-Conf,
 S Site,
 H Home,
 A Away,
 N Neutral

Page 132

Average RPI Win: 224		WON-LOST RECORD	WINNING PCT. RANK		LAST 10 GAMES		STRENGTH OF SCHEDULE		OPP. STRENGTH OF SCHEDULE		TEAM RPI	ADJ RPI	CONF. RPI	ADJ CONF. RPI	
Average RPI Loss: 146															
DIV. I ONLY		18- 10	.64286	94	9- 1		182		249		133	.52546	132	21	21
DIV. I NON-CONF.		7- 5	.58333	127	0- 0		166		253		139	.51596	138	21	21
TOTALS		RPI 1-25		RPI 26-50		W-L RECORDS		RPI 51-100		RPI 101-150		RPI 150+			
18- 10		0- 0		1- 0		OVERALL		2- 3		1- 1		14- 6			
12- 6		0- 0		1- 0		HOME		1- 3		1- 0		9- 3			
6- 4		0- 0		0- 0		AWAY		1- 0		0- 1		5- 3			
0- 0		0- 0		0- 0		NEUTRAL		0- 0		0- 0		0- 0			
7- 5		0- 0		1- 0		NON-CONFERENCE		1- 2		0- 0		5- 3			
6- 4		0- 0		1- 0		HOME		1- 2		0- 0		4- 2			
1- 1		0- 0		0- 0		AWAY		0- 0		0- 0		1- 1			
0- 0		0- 0		0- 0		NEUTRAL		0- 0		0- 0		0- 0			
11- 5		0- 0		0- 0		CONFERENCE		1- 1		1- 1		9- 3			
6- 2		0- 0		0- 0		HOME		0- 1		1- 0		5- 1			
5- 3		0- 0		0- 0		AWAY		1- 0		0- 1		4- 2			
0- 0		0- 0		0- 0		NEUTRAL		0- 0		0- 0		0- 0			
RPI	S	Opponent	Score	RPI	S	Opponent	Score	RPI	S	Opponent	Score	RPI	S	Opponent	Score
				44	H	High Point	3 2	71	H	American	3 2	103	A	Furman	1 3
								76	H	Navy	0 3	103	H	Furman	3 1
								86	H	Fla. Atlantic	0 3	158	H	Wake Forest	1 3
								99	A	ETSU	3 1	161	A	Wofford	2 3
								99	H	ETSU	2 3	161	H	Wofford	3 2
												163	A	Elon	0 3
												180	H	Charlotte	1 3
												201	A	Chattanooga	0 3
												201	H	Chattanooga	3 2
												226	A	Western Caro.	3 0
												226	H	Western Caro.	3 2
												231	A	Samford	3 2
												231	H	Samford	2 3
												265	A	Mercer	3 0
												265	H	Mercer	3 1
												277	H	Presbyterian	3 1
												299	A	N.C. A&T	3 1
												306	H	UMass Lowell	3 0
												307	A	The Citadel	3 2
												307	H	The Citadel	3 0
												315	H	Morgan St.	3 0
												326	H	Delaware St.	3 0
				LAST 10 GAMES											
				307	A	The Citadel	3 2	231	A	Samford	3 2				
				226	H	Western Caro.	3 2	201	H	Chattanooga	3 2				
				161	H	Wofford	3 2	99	H	ETSU	2 3				
				103	H	Furman	3 1	307	H	The Citadel	3 0				
				265	A	Mercer	3 0	226	A	Western Caro.	3 0				

Non-Div. I Games:

UNCG

Average RPI Win:	234	WON-LOST	WINNING	LAST 10	STRENGTH OF	OPP. STRENGTH	TEAM	ADJ	CONF.	ADJ CONF.	
Average RPI Loss:	127	RECORD	PCT. RANK	GAMES	SCHEDULE	OF SCHEDULE	RPI	RPI	RPI	RPI	
DIV. I ONLY	18- 9	.66667	77	8- 2	220	202	130	.52542	133	19	19
DIV. I NON-CONF.	6- 7	.46154	183	0- 0	229	196	216	.46352	217	19	19
<hr/>											
TOTALS	RPI 1-25	RPI 26-50		W-L RECORDS		RPI 51-100		RPI 101-150		RPI 150+	
18- 9	0- 1	0- 0		OVERALL		3- 3		1- 1		14- 4	
9- 2	0- 0	0- 0		HOME		2- 1		1- 0		6- 1	
5- 5	0- 0	0- 0		AWAY		1- 2		0- 1		4- 2	
4- 2	0- 1	0- 0		NEUTRAL		0- 0		0- 0		4- 1	
<hr/>											
6- 7	0- 1	0- 0		NON-CONFERENCE		0- 2		0- 0		6- 4	
2- 2	0- 0	0- 0		HOME		0- 1		0- 0		2- 1	
0- 3	0- 0	0- 0		AWAY		0- 1		0- 0		0- 2	
4- 2	0- 1	0- 0		NEUTRAL		0- 0		0- 0		4- 1	
<hr/>											
12- 2	0- 0	0- 0		CONFERENCE		3- 1		1- 1		8- 0	
7- 0	0- 0	0- 0		HOME		2- 0		1- 0		4- 0	
5- 2	0- 0	0- 0		AWAY		1- 1		0- 1		4- 0	
0- 0	0- 0	0- 0		NEUTRAL		0- 0		0- 0		0- 0	
<hr/>											
RPI S	Opponent	Score		RPI S	Opponent	Score		RPI S	Opponent	Score	
18 N	Purdue	0 3									

Non-Div. I Games:

Jacksonville

Average RPI Win:	185	WON-LOST	WINNING	LAST 10	STRENGTH OF	OPP. STRENGTH	TEAM	ADJ	CONF.	ADJ CONF.					
Average RPI Loss:	69	RECORD	PCT. RANK	GAMES	SCHEDULE	OF SCHEDULE	RPI	RPI	RPI	RPI					
DIV. I ONLY		11- 17	.39286	225	5- 5	50	71	137	.52475	134	8	8			
DIV. I NON-CONF.		2- 10	.16667	297	0- 0	38	44	177	.49241	174	9	9			
<hr/>															
TOTALS	RPI 1-25	RPI 26-50		W-L RECORDS		RPI 51-100		RPI 101-150		RPI 150+					
11- 17	0- 4	0- 2		OVERALL		1- 9		2- 0		8- 2					
4- 4	0- 1	0- 0		HOME		0- 2		1- 0		3- 1					
6- 6	0- 2	0- 1		AWAY		1- 3		1- 0		4- 0					
1- 7	0- 1	0- 1		NEUTRAL		0- 4		0- 0		1- 1					
<hr/>															
2- 10	0- 2	0- 2		NON-CONFERENCE		0- 5		0- 0		2- 1					
0- 0	0- 0	0- 0		HOME		0- 0		0- 0		0- 0					
1- 3	0- 1	0- 1		AWAY		0- 1		0- 0		1- 0					
1- 7	0- 1	0- 1		NEUTRAL		0- 4		0- 0		1- 1					
<hr/>															
9- 7	0- 2	0- 0		CONFERENCE		1- 4		2- 0		6- 1					
4- 4	0- 1	0- 0		HOME		0- 2		1- 0		3- 1					
5- 3	0- 1	0- 0		AWAY		1- 2		1- 0		3- 0					
0- 0	0- 0	0- 0		NEUTRAL		0- 0		0- 0		0- 0					
<hr/>															
RPI S	Opponent	Score		RPI S	Opponent	Score		RPI S	Opponent	Score		RPI S	Opponent	Score	
3 A	Kentucky	0	3	34 A	Michigan	0	3	53 N	Dayton	0	3	141 A	Tulsa	3	0
14 N	Utah	0	3	36 N	NC State	0	3	65 A	SMU	1	3	141 H	Tulsa	3	1
16 A	Wichita St.	0	3					65 H	SMU	2	3	152 A	Xavier	3	2
16 H	Wichita St.	0	3					69 A	Temple	1	3	159 H	Tulane	3	1
								70 N	Texas St.	2	3	173 A	South Fla.	3	0
								92 N	Seton Hall	1	3	173 H	South Fla.	2	3
								95 N	Arkansas St.	1	3	174 N	Western Mich.	1	3
								96 A	Illinois St.	2	3	198 H	Houston	3	1
								97 A	UCF	3	0	200 A	UConn	3	1
								97 H	UCF	0	3	233 N	Milwaukee	3	0
												272 A	Memphis	3	0
												272 H	Memphis	3	0
<hr/>															
				LAST 10 GAMES											
	16 H	Wichita St.	0	3		65 A	SMU	1	3						
	272 H	Memphis	3	0		272 A	Memphis	3	0						
	173 H	South Fla.	2	3		16 A	Wichita St.	0	3						
	97 H	UCF	0	3		159 H	Tulane	3	1						
	141 A	Tulsa	3	0		198 H	Houston	3	1						

Non-Div. I Games:

Cincinnati

Average RPI Win:		218	WON-LOST RECORD		WINNING PCT. RANK	LAST 10 GAMES	STRENGTH OF SCHEDULE		OPP. STRENGTH OF SCHEDULE	TEAM RPI	ADJ RPI	CONF. RPI	ADJ CONF. RPI
Average RPI Loss:		93											
DIV. I ONLY			16- 12		.57143 123	7- 3	140		129	132	.52433 135	9	9
DIV. I NON-CONF.			8- 5		.61538 112	0- 0	124		198	104	.5413 104	8	8
TOTALS		RPI 1-25	RPI 26-50		W-L RECORDS		RPI 51-100		RPI 101-150		RPI 150+		
16- 12	0- 2		0- 1		OVERALL		1- 5		1- 1		14- 3		
4- 7	0- 1		0- 0		HOME		1- 3		0- 1		3- 2		
7- 4	0- 1		0- 1		AWAY		0- 2		0- 0		7- 0		
5- 1	0- 0		0- 0		NEUTRAL		0- 0		1- 0		4- 1		
8- 5	0- 0		0- 0		NON-CONFERENCE		1- 3		1- 1		6- 1		
1- 3	0- 0		0- 0		HOME		1- 2		0- 1		0- 0		
2- 1	0- 0		0- 0		AWAY		0- 1		0- 0		2- 0		
5- 1	0- 0		0- 0		NEUTRAL		0- 0		1- 0		4- 1		
8- 7	0- 2		0- 1		CONFERENCE		0- 2		0- 0		8- 2		
3- 4	0- 1		0- 0		HOME		0- 1		0- 0		3- 2		
5- 3	0- 1		0- 1		AWAY		0- 1		0- 0		5- 0		
0- 0	0- 0		0- 0		NEUTRAL		0- 0		0- 0		0- 0		
RPI S	Opponent	Score	RPI S	Opponent	Score	RPI S	Opponent	Score	RPI S	Opponent	Score		
19 A	Cal Poly	0 3	47 A	Hawaii	0 3	60 A	Denver	0 3	109 H	Portland St.	1 3		
19 H	Cal Poly	0 3				74 A	UC Irvine	1 3	140 N	Houston Baptist	3 0		
						74 H	UC Irvine	2 3	170 A	UC Santa Barbara	3 1		
						85 H	Santa Clara	0 3	170 H	UC Santa Barbara	1 3		
						87 H	Sacramento St.	2 3	185 A	CSUN	3 0		
						93 H	Boise St.	3 2	185 H	CSUN	2 3		
									188 N	Eastern Ill.	0 3		
									194 N	Niagara	3 0		
									204 A	UNLV	3 1		
									206 A	Long Beach St.	3 1		
									206 H	Long Beach St.	3 1		
									225 A	UC Riverside	3 1		
									225 H	UC Riverside	3 2		
									230 A	UT Arlington	3 1		
									241 N	Binghamton	3 0		
									267 N	Eastern Wash.	3 1		
									292 A	Cal St. Fullerton	3 2		
									292 H	Cal St. Fullerton	3 0		
									312 N	Lamar University	3 0		
			LAST 10 GAMES										
			170 A	UC Santa Barbara	3 1	206 A	Long Beach St.	3 1					
			19 A	Cal Poly	0 3	74 A	UC Irvine	1 3					
			225 H	UC Riverside	3 2	170 H	UC Santa Barbara	1 3					
			292 H	Cal St. Fullerton	3 0	292 A	Cal St. Fullerton	3 2					
			185 A	CSUN	3 0	225 A	UC Riverside	3 1					

Non-Div. I Games:

UC Davis

Average RPI Win:	196	WON-LOST RECORD	WINNING PCT. RANK	LAST 10 GAMES	STRENGTH OF SCHEDULE	OPP. STRENGTH OF SCHEDULE	TEAM RPI	ADJ RPI	CONF. RPI	ADJ CONF. RPI							
Average RPI Loss:	140																
DIV. I ONLY	12- 11	.52174	153	6- 4	85	215	135	.5236	136	12	12						
DIV. I NON-CONF.	4- 5	.44444	203	0- 0	82	249	145	.51309	145	16	16						
<hr/>																	
TOTALS	RPI 1-25	RPI 26-50		W-L RECORDS	RPI 51-100		RPI 101-150		RPI 150+								
12- 11	0- 0	0- 0		OVERALL	2- 3		1- 2		9- 6								
9- 1	0- 0	0- 0		HOME	2- 0		1- 0		6- 1								
1- 8	0- 0	0- 0		AWAY	0- 3		0- 1		1- 4								
2- 2	0- 0	0- 0		NEUTRAL	0- 0		0- 1		2- 1								
<hr/>																	
4- 5	0- 0	0- 0		NON-CONFERENCE	0- 1		1- 2		3- 2								
2- 1	0- 0	0- 0		HOME	0- 0		1- 0		1- 1								
0- 2	0- 0	0- 0		AWAY	0- 1		0- 1		0- 0								
2- 2	0- 0	0- 0		NEUTRAL	0- 0		0- 1		2- 1								
<hr/>																	
8- 6	0- 0	0- 0		CONFERENCE	2- 2		0- 0		6- 4								
7- 0	0- 0	0- 0		HOME	2- 0		0- 0		5- 0								
1- 6	0- 0	0- 0		AWAY	0- 2		0- 0		1- 4								
0- 0	0- 0	0- 0		NEUTRAL	0- 0		0- 0		0- 0								
<hr/>																	
RPI S	Opponent	Score	RPI S	Opponent	Score	RPI S	Opponent	Score	RPI S	Opponent	Score						
						61 A	James Madison	0 3	105 A	Colgate	0 3						
						63 A	Princeton	0 3	124 N	Drake	0 3						
						63 H	Princeton	3 1	126 H	St. John's (NY)	3 0						
						77 A	Yale	1 3	151 A	Harvard	1 3						
						77 H	Yale	3 0	151 H	Harvard	3 2						
									178 A	Penn	1 3						
									178 H	Penn	3 1						
									182 N	Stony Brook	1 3						
									183 H	Valparaiso	1 3						
									202 A	Dartmouth	1 3						
									202 H	Dartmouth	3 0						
									213 A	Columbia	1 3						
									213 H	Columbia	3 1						
									237 N	La Salle	3 2						
									241 H	Binghamton	3 1						
									283 A	Brown	3 1						
									283 H	Brown	3 2						
									297 N	Hampton	3 1						
									LAST 10 GAMES								
			LAST 10 GAMES														

Non-Div. I Games:

Cornell

Average RPI Win:	190	WON-LOST	WINNING	LAST 10	STRENGTH OF	OPP. STRENGTH	TEAM	ADJ	CONF.	ADJ CONF.		
Average RPI Loss:	43	RECORD	PCT. RANK	GAMES	SCHEDULE	OF SCHEDULE	RPI	RPI	RPI	RPI		
DIV. I ONLY		10- 18	.35714	246	0- 10	45	44	136	.5232	137	1	1
DIV. I NON-CONF.		10- 2	.83333	30	0- 0	157	212	70	.5825	71	1	1
<hr/>												
TOTALS	RPI 1-25	RPI 26-50		W-L RECORDS		RPI 51-100		RPI 101-150		RPI 150+		
10- 18	0- 11	0- 2		OVERALL		1- 3		2- 2		7- 0		
3- 10	0- 7	0- 1		HOME		1- 2		1- 0		1- 0		
2- 7	0- 4	0- 1		AWAY		0- 1		0- 1		2- 0		
5- 1	0- 0	0- 0		NEUTRAL		0- 0		1- 1		4- 0		
10- 2	0- 0	0- 0		NON-CONFERENCE		1- 0		2- 2		7- 0		
3- 0	0- 0	0- 0		HOME		1- 0		1- 0		1- 0		
2- 1	0- 0	0- 0		AWAY		0- 0		0- 1		2- 0		
5- 1	0- 0	0- 0		NEUTRAL		0- 0		1- 1		4- 0		
0- 16	0- 11	0- 2		CONFERENCE		0- 3		0- 0		0- 0		
0- 10	0- 7	0- 1		HOME		0- 2		0- 0		0- 0		
0- 6	0- 4	0- 1		AWAY		0- 1		0- 0		0- 0		
0- 0	0- 0	0- 0		NEUTRAL		0- 0		0- 0		0- 0		
RPI	S	Opponent	Score	RPI	S	Opponent	Score	RPI	S	Opponent	Score	
7	A	Stanford	0 3	29	A	Oregon St.	1 3	93	H	Boise St.	3 0	
7	H	Stanford	1 3	29	H	Oregon St.	2 3	94	H	Arizona	0 3	
8	H	Washington	2 3					98	A	California	0 3	
9	A	Southern California	1 3					98	H	California	1 3	
9	H	Southern California	1 3									
14	H	Utah	1 3									
21	H	Colorado	0 3									
22	A	Oregon	0 3									
22	H	Oregon	0 3									
24	A	UCLA	0 3									
24	H	UCLA	1 3									
<hr/>												
LAST 10 GAMES												
29	H	Oregon St.	2 3	7	H	Stanford	1 3					
22	H	Oregon	0 3	22	A	Oregon	0 3					
24	A	UCLA	0 3	29	A	Oregon St.	1 3					
9	A	Southern California	1 3	14	H	Utah	1 3					
98	H	California	1 3	21	H	Colorado	0 3					

Non-Div. I Games:

Arizona St.

Average RPI Win:		240	WON-LOST RECORD		WINNING PCT. RANK		LAST 10 GAMES		STRENGTH OF SCHEDULE		OPP. STRENGTH OF SCHEDULE		TEAM RPI	ADJ RPI		CONF. RPI	ADJ CONF. RPI
Average RPI Loss:		73	19- 11		.63333 97		7- 3		224		150		139	.52261 138		13	13
DIV. I ONLY			10- 6		.625 109		0- 0		266		132		166	.49773 164		15	15
DIV. I NON-CONF.																	
TOTALS		RPI 1-25		RPI 26-50		W-L RECORDS		RPI 51-100		RPI 101-150		RPI 150+					
19- 11		0- 1		1- 4		OVERALL		1- 2		1- 3		16- 1					
10- 3		0- 0		1- 1		HOME		0- 1		1- 1		8- 0					
6- 6		0- 1		0- 2		AWAY		0- 1		0- 1		6- 1					
3- 2		0- 0		0- 1		NEUTRAL		1- 0		0- 1		2- 0					
10- 6		0- 1		0- 2		NON-CONFERENCE		1- 0		1- 2		8- 1					
5- 1		0- 0		0- 1		HOME		0- 0		1- 0		4- 0					
2- 3		0- 1		0- 0		AWAY		0- 0		0- 1		2- 1					
3- 2		0- 0		0- 1		NEUTRAL		1- 0		0- 1		2- 0					
9- 5		0- 0		1- 2		CONFERENCE		0- 2		0- 1		8- 0					
5- 2		0- 0		1- 0		HOME		0- 1		0- 1		4- 0					
4- 3		0- 0		0- 2		AWAY		0- 1		0- 0		4- 0					
0- 0		0- 0		0- 0		NEUTRAL		0- 0		0- 0		0- 0					
RPI	S	Opponent		Score		RPI	S	Opponent		Score		RPI	S	Opponent		Score	
13	A	Wisconsin		0	3	28	H	Miami (FL)		2	3	51	N	Alabama		3	0
						30	N	Marquette		0	3	64	A	Rice		1	3
						32	A	Western Ky.		0	3	86	H	Fla. Atlantic		2	3
						48	A	North Texas		2	3						
						48	H	North Texas		3	2						

Non-Div. I Games:

Southern Miss.

Average RPI Win:		186	WON-LOST RECORD		WINNING PCT. RANK		LAST 10 GAMES		STRENGTH OF SCHEDULE		OPP. STRENGTH OF SCHEDULE		TEAM RPI		ADJ RPI		CONF. RPI		ADJ CONF. RPI				
Average RPI Loss:		60																					
DIV. I ONLY			11- 15		.42308 212		2- 8		74		59		141		.52081 139		4		4				
DIV. I NON-CONF.			7- 5		.58333 127		0- 0		210		173		158		.50297 157		3		4				
TOTALS		RPI 1-25		RPI 26-50		W-L RECORDS		RPI 51-100		RPI 101-150		RPI 150+											
11- 15		0- 2		1- 5		OVERALL		3- 6		0- 1		7- 1											
5- 8		0- 0		0- 4		HOME		1- 4		0- 0		4- 0											
5- 4		0- 2		1- 1		AWAY		2- 1		0- 0		2- 0											
1- 3		0- 0		0- 0		NEUTRAL		0- 1		0- 1		1- 1											
7- 5		0- 0		0- 0		NON-CONFERENCE		1- 3		0- 1		6- 1											
4- 2		0- 0		0- 0		HOME		0- 2		0- 0		4- 0											
2- 0		0- 0		0- 0		AWAY		1- 0		0- 0		1- 0											
1- 3		0- 0		0- 0		NEUTRAL		0- 1		0- 1		1- 1											
4- 10		0- 2		1- 5		CONFERENCE		2- 3		0- 0		1- 0											
1- 6		0- 0		0- 4		HOME		1- 2		0- 0		0- 0											
3- 4		0- 2		1- 1		AWAY		1- 1		0- 0		1- 0											
0- 0		0- 0		0- 0		NEUTRAL		0- 0		0- 0		0- 0											
RPI	S	Opponent		Score		RPI	S	Opponent		Score		RPI	S	Opponent		Score		RPI	S	Opponent		Score	
2	A	Florida		0 3		33	H	LSU		1 3		51	A	Alabama		2 3		121	N	Texas Tech		1 3	
3	A	Kentucky		1 3		35	H	Missouri		2 3		57	H	Georgia		2 3		181	N	UNCW		1 3	
						37	A	Auburn		3 1		67	H	Miami (OH)		2 3		189	A	Mississippi St.		3 2	
						37	H	Auburn		1 3		68	H	Radford		2 3		203	H	Eastern Ky.		3 0	
						49	A	Arkansas		0 3		73	H	Ole Miss		0 3		252	H	North Florida		3 0	
						49	H	Arkansas		1 3		78	N	Northwestern		1 3		257	A	Clemson		3 0	
												84	A	Duke		3 1		265	H	Mercer		3 0	
												88	A	Tennessee		3 1		282	H	Troy		3 0	
												88	H	Tennessee		3 1		300	N	Ga. Southern		3 0	
						LAST 10 GAMES																	
						49	H	Arkansas		1 3		2	A	Florida		0 3							
						35	H	Missouri		2 3		51	A	Alabama		2 3							
						3	A	Kentucky		1 3		37	A	Auburn		3 1							
						88	A	Tennessee		3 1		73	H	Ole Miss		0 3							
						37	H	Auburn		1 3		49	A	Arkansas		0 3							

Non-Div. I Games:

South Carolina

Average RPI Win: 250		WON-LOST	WINNING	LAST 10	STRENGTH OF	OPP. STRENGTH	TEAM	ADJ	CONF.	ADJ CONF.		
Average RPI Loss: 126		RECORD	PCT. RANK	GAMES	SCHEDULE	OF SCHEDULE	RPI	RPI	RPI	RPI		
DIV. I ONLY		20- 9	.68966	72	6- 4	238	280	138	.52054	140	26	27
DIV. I NON-CONF.		9- 4	.69231	80	1- 0	201	281	126	.5237	126	24	24
<hr/>												
TOTALS		RPI 1-25		RPI 26-50		W-L RECORDS		RPI 51-100		RPI 101-150		RPI 150+
20- 9		0- 0		0- 0		OVERALL		1- 4		2- 3		17- 2
8- 2		0- 0		0- 0		HOME		1- 1		0- 0		7- 1
8- 5		0- 0		0- 0		AWAY		0- 3		1- 1		7- 1
4- 2		0- 0		0- 0		NEUTRAL		0- 0		1- 2		3- 0
9- 4		0- 0		0- 0		NON-CONFERENCE		0- 2		2- 2		7- 0
2- 0		0- 0		0- 0		HOME		0- 0		0- 0		2- 0
3- 2		0- 0		0- 0		AWAY		0- 2		1- 0		2- 0
4- 2		0- 0		0- 0		NEUTRAL		0- 0		1- 2		3- 0
11- 5		0- 0		0- 0		CONFERENCE		1- 2		0- 1		10- 2
6- 2		0- 0		0- 0		HOME		1- 1		0- 0		5- 1
5- 3		0- 0		0- 0		AWAY		0- 1		0- 1		5- 1
0- 0		0- 0		0- 0		NEUTRAL		0- 0		0- 0		0- 0
RPI	S	Opponent	Score	RPI	S	Opponent	Score	RPI	S	Opponent	Score	
						64 A Rice	1 3	107 N UTSA			3 1	
						70 A Texas St.	0 3	113 A A&M-Corpus Christi			0 3	
						72 A Central Ark.	1 3	135 N UC Davis			0 3	
						72 H Central Ark.	0 3	137 N Arizona St.			1 3	
						91 H SFA	3 0	147 A Louisiana			3 1	
								179 A McNeese			3 0	
								212 N Jacksonville St.			3 2	
								214 H Sam Houston St.			2 3	
								220 H Abilene Christian			3 1	
								227 A Northwestern St.			3 2	
								227 H Northwestern St.			3 1	
								230 A UT Arlington			3 2	
								253 A Incarnate Word			2 3	
								270 A New Orleans			3 0	
								270 H New Orleans			3 0	
								302 H Texas Southern			3 0	
								303 A Southeastern La.			3 0	
								303 H Southeastern La.			3 1	
								306 N UMass Lowell			3 1	
								312 H Lamar University			3 0	
								313 A Nicholls St.			3 0	
								324 A Prairie View			3 0	
								324 H Prairie View			3 0	
								329 N Mississippi Val.			3 0	
<hr/>												
LAST 10 GAMES												
						303 H Southeastern La.	3 1	113 A A&M-Corpus Christi	0 3			
						270 H New Orleans	3 0	324 A Prairie View	3 0			
						227 H Northwestern St.	3 1	227 A Northwestern St.	3 2			
						72 H Central Ark.	0 3	220 H Abilene Christian	3 1			
						253 A Incarnate Word	2 3	214 H Sam Houston St.	2 3			

Non-Div. I Games:

Houston Baptist

Average RPI Win: 196		WON-LOST RECORD		WINNING PCT. RANK		LAST 10 GAMES		STRENGTH OF SCHEDULE		OPP. STRENGTH OF SCHEDULE		TEAM RPI		ADJ RPI		CONF. RPI		ADJ CONF. RPI	
DIV. I ONLY		14- 14		.5 161		6- 4		94		135		140		.51961 141		8		8	
DIV. I NON-CONF.		6- 6		.5 159		0- 0		73		217		113		.53385 115		9		9	
TOTALS		RPI 1-25		RPI 26-50		W-L RECORDS		RPI 51-100		RPI 101-150		RPI 150+							
14- 14		0- 1		0- 1		OVERALL		2- 5		1- 3		11- 4							
4- 4		0- 0		0- 0		HOME		1- 1		0- 1		3- 2							
6- 6		0- 1		0- 1		AWAY		1- 2		1- 1		4- 1							
4- 4		0- 0		0- 0		NEUTRAL		0- 2		0- 1		4- 1							
6- 6		0- 0		0- 1		NON-CONFERENCE		1- 3		1- 1		4- 1							
0- 0		0- 0		0- 0		HOME		0- 0		0- 0		0- 0							
2- 2		0- 0		0- 1		AWAY		1- 1		1- 0		0- 0							
4- 4		0- 0		0- 0		NEUTRAL		0- 2		0- 1		4- 1							
8- 8		0- 1		0- 0		CONFERENCE		1- 2		0- 2		7- 3							
4- 4		0- 0		0- 0		HOME		1- 1		0- 1		3- 2							
4- 4		0- 1		0- 0		AWAY		0- 1		0- 1		4- 1							
0- 0		0- 0		0- 0		NEUTRAL		0- 0		0- 0		0- 0							
RPI S	Opponent	Score		RPI S	Opponent	Score		RPI S	Opponent	Score		RPI S	Opponent	Score					
16 A	Wichita St.	0 3		48 A	North Texas	1 3		69 A	Temple	1 3		105 N	Colgate	0 3					
								69 H	Temple	2 3		119 A	Oral Roberts	3 2					
								72 N	Central Ark.	2 3		134 A	Cincinnati	1 3					
								79 N	Wyoming	0 3		134 H	Cincinnati	0 3					
								80 A	SIUE	3 0		155 A	East Carolina	1 3					
								91 A	SFA	2 3		155 H	East Carolina	3 0					
								97 H	UCF	3 2		159 A	Tulane	3 2					
												159 H	Tulane	1 3					
												173 H	South Fla.	2 3					
												198 A	Houston	3 1					
												198 H	Houston	3 1					
												200 A	UConn	3 0					
												200 H	UConn	3 1					
												219 N	Wright St.	3 1					
												250 N	Montana	2 3					
												268 N	UMKC	3 1					
												272 A	Memphis	3 1					
												273 N	UTEP	3 0					
												302 N	Texas Southern	3 0					
				LAST 10 GAMES															

Non-Div. I Games:

Tulsa

Average RPI Win:	190	WON-LOST	WINNING	LAST 10	STRENGTH OF	OPP. STRENGTH	TEAM	ADJ	CONF.	ADJ CONF.	
Average RPI Loss:	115	RECORD	PCT. RANK	GAMES	SCHEDULE	OF SCHEDULE	RPI	RPI	RPI	RPI	
DIV. I ONLY	16- 14	.53333	151	7- 3	127	112	142	.5192	142	16	16
DIV. I NON-CONF.	6- 8	.42857	209	0- 0	89	86	132	.51979	133	11	11
<hr/>											
TOTALS	RPI 1-25	RPI 26-50		W-L RECORDS	RPI 51-100		RPI 101-150		RPI 150+		
16- 14	0- 1	0- 2		OVERALL	1- 4		4- 1		11- 6		
8- 4	0- 0	0- 1		HOME	1- 1		2- 1		5- 1		
5- 7	0- 1	0- 0		AWAY	0- 2		1- 0		4- 4		
3- 3	0- 0	0- 1		NEUTRAL	0- 1		1- 0		2- 1		
<hr/>											
6- 8	0- 1	0- 2		NON-CONFERENCE	0- 3		2- 0		4- 2		
2- 2	0- 0	0- 1		HOME	0- 1		1- 0		1- 0		
1- 3	0- 1	0- 0		AWAY	0- 1		0- 0		1- 1		
3- 3	0- 0	0- 1		NEUTRAL	0- 1		1- 0		2- 1		
<hr/>											
10- 6	0- 0	0- 0		CONFERENCE	1- 1		2- 1		7- 4		
6- 2	0- 0	0- 0		HOME	1- 0		1- 1		4- 1		
4- 4	0- 0	0- 0		AWAY	0- 1		1- 0		3- 3		
0- 0	0- 0	0- 0		NEUTRAL	0- 0		0- 0		0- 0		
<hr/>											
RPI	S	Opponent	Score	RPI	S	Opponent	Score	RPI	S	Opponent	Score
1	A	Penn St.	0 3	42	N	VCU	0 3	53	A	Dayton	1 3
				44	H	High Point	2 3	57	H	Georgia	0 3
								67	A	Miami (OH)	0 3
								67	H	Miami (OH)	3 2
								77	N	Yale	0 3
										Bowling Green	3 2
										Bowling Green	1 3
										Ball St.	3 0
										Oklahoma	3 2
										Murray St.	3 0
										Wake Forest	1 3
										Central Mich.	3 0
										Western Mich.	1 3
										Buffalo	1 3
										Buffalo	3 0
										Northern Ill.	3 1
										Virginia	0 3
										Marshall	3 1
										Eastern Mich.	3 2
										Toledo	2 3
										Samford	3 2
										Kent St.	2 3
										Kent St.	3 0
										Howard	3 1
										Akron	3 1
										Akron	3 0
										Southeastern La.	3 0
<hr/>											
LAST 10 GAMES											
		165 H Central Mich.	3 0			285 H Akron	3 0				
		236 H Kent St.	3 0			174 A Western Mich.	1 3				
		67 A Miami (OH)	0 3			186 A Northern Ill.	3 1				
		112 A Bowling Green	3 2			114 H Ball St.	3 0				
		176 H Buffalo	3 0			224 H Toledo	2 3				

Non-Div. I Games:

Ohio

Average RPI Win:	181	WON-LOST RECORD	WINNING PCT. RANK	LAST 10 GAMES	STRENGTH OF SCHEDULE	OPP. STRENGTH OF SCHEDULE	TEAM RPI	ADJ RPI	CONF. RPI	ADJ CONF. RPI	
DIV. I ONLY		13- 14	.48148 177	3- 7	102	85	143	.51846 143	6	6	
DIV. I NON-CONF.		5- 7	.41667 211	0- 0	175	137	195	.47778 195	6	6	
<hr/>											
TOTALS	RPI 1-25	RPI 26-50		W-L RECORDS	RPI 51-100		RPI 101-150		RPI 150+		
13- 14	0- 4	0- 1		OVERALL	2- 3		4- 4		7- 2		
7- 4	0- 2	0- 0		HOME	1- 1		3- 1		3- 0		
4- 6	0- 2	0- 0		AWAY	1- 2		1- 1		2- 1		
2- 4	0- 0	0- 1		NEUTRAL	0- 0		0- 2		2- 1		
5- 7	0- 0	0- 1		NON-CONFERENCE	0- 1		1- 3		4- 2		
2- 1	0- 0	0- 0		HOME	0- 0		1- 1		1- 0		
1- 2	0- 0	0- 0		AWAY	0- 1		0- 0		1- 1		
2- 4	0- 0	0- 1		NEUTRAL	0- 0		0- 2		2- 1		
8- 7	0- 4	0- 0		CONFERENCE	2- 2		3- 1		3- 0		
5- 3	0- 2	0- 0		HOME	1- 1		2- 0		2- 0		
3- 4	0- 2	0- 0		AWAY	1- 1		1- 1		1- 0		
0- 0	0- 0	0- 0		NEUTRAL	0- 0		0- 0		0- 0		
<hr/>											
RPI S	Opponent	Score	RPI S	Opponent	Score	RPI S	Opponent	Score	RPI S	Opponent	Score
20 A	BYU	0 3	27 N	Illinois	0 3	60 A	Denver	0 3	101 H	Pacific	3 2
20 H	BYU	0 3				85 A	Santa Clara	3 2	106 A	Pepperdine	1 3
23 A	San Diego	0 3				85 H	Santa Clara	2 3	106 H	Pepperdine	3 2
23 H	San Diego	0 3				100 A	Loyola Marymount	0 3	109 H	Portland St.	0 3
						100 H	Loyola Marymount	3 0	123 A	Portland	3 2
									125 N	Idaho	0 3
									137 H	Arizona St.	3 2
									145 N	San Diego St.	2 3
									156 H	Saint Mary's (CA)	3 2
									208 H	Nevada	3 0
									210 N	Air Force	1 3
									216 A	Montana St.	2 3
									225 N	UC Riverside	3 0
									247 N	Fordham	3 1
									276 A	Grand Canyon	3 0
									294 A	San Francisco	3 2
									294 H	San Francisco	3 0
<hr/>											
			LAST 10 GAMES								
			23 H San Diego 0 3			294 H San Francisco 3 0					
			20 H BYU 0 3			123 A Portland 3 2					
			106 A Pepperdine 1 3			20 A BYU 0 3					
			100 A Loyola Marymount 0 3			23 A San Diego 0 3					
			85 H Santa Clara 2 3			100 H Loyola Marymount 3 0					

Non-Div. I Games:

Gonzaga

Average RPI Win:		242	WON-LOST RECORD		WINNING PCT. RANK		LAST 10 GAMES		STRENGTH OF SCHEDULE		OPP. STRENGTH OF SCHEDULE		TEAM RPI		ADJ RPI		CONF. RPI		ADJ CONF. RPI	
Average RPI Loss:		88																		
DIV. I ONLY			16- 10		.61538 105		7- 3		218		175		144		.51498 144		22		22	
DIV. I NON-CONF.			6- 6		.5 159		0- 0		190		119		167		.49602 167		20		20	
TOTALS		RPI 1-25		RPI 26-50		W-L RECORDS		RPI 51-100		RPI 101-150		RPI 150+								
16- 10		0- 1		0- 2		OVERALL		0- 3		2- 3		14- 1								
5- 2		0- 0		0- 0		HOME		0- 1		1- 1		4- 0								
6- 5		0- 0		0- 1		AWAY		0- 2		1- 1		5- 1								
5- 3		0- 1		0- 1		NEUTRAL		0- 0		0- 1		5- 0								
6- 6		0- 1		0- 2		NON-CONFERENCE		0- 1		0- 1		6- 1								
0- 0		0- 0		0- 0		HOME		0- 0		0- 0		0- 0								
1- 3		0- 0		0- 1		AWAY		0- 1		0- 0		1- 1								
5- 3		0- 1		0- 1		NEUTRAL		0- 0		0- 1		5- 0								
10- 4		0- 0		0- 0		CONFERENCE		0- 2		2- 2		8- 0								
5- 2		0- 0		0- 0		HOME		0- 1		1- 1		4- 0								
5- 2		0- 0		0- 0		AWAY		0- 1		1- 1		4- 0								
0- 0		0- 0		0- 0		NEUTRAL		0- 0		0- 0		0- 0								
RPI	S	Opponent		Score		RPI	S	Opponent		Score		RPI	S	Opponent		Score				
14	N	Utah		0 3		47	A	Hawaii		0 3		60	A	Denver		0 3				
						50	N	UNI		1 3										
												79	A	Wyoming		0 3				

Non-Div. I Games:

South Dakota

Average RPI Win:	159	WON-LOST RECORD	WINNING PCT. RANK	LAST 10 GAMES	STRENGTH OF SCHEDULE	OPP. STRENGTH OF SCHEDULE	TEAM RPI	ADJ RPI	CONF. RPI	ADJ CONF. RPI	
DIV. I ONLY		16- 13	.55172 136	8- 2	173	105	145	.51477 145	11	11	
DIV. I NON-CONF.		6- 7	.46154 183	0- 0	103	75	129	.52143 130	10	10	
<hr/>											
TOTALS	RPI 1-25	RPI 26-50		W-L RECORDS	RPI 51-100		RPI 101-150		RPI 150+		
16- 13	0- 2	0- 0		OVERALL	2- 2		5- 1		9- 8		
10- 4	0- 0	0- 0		HOME	1- 1		2- 1		7- 2		
4- 7	0- 2	0- 0		AWAY	1- 1		1- 0		2- 4		
2- 2	0- 0	0- 0		NEUTRAL	0- 0		2- 0		0- 2		
<hr/>											
6- 7	0- 2	0- 0		NON-CONFERENCE	1- 1		4- 0		1- 4		
3- 3	0- 0	0- 0		HOME	0- 1		2- 0		1- 2		
1- 2	0- 2	0- 0		AWAY	1- 0		0- 0		0- 0		
2- 2	0- 0	0- 0		NEUTRAL	0- 0		2- 0		0- 2		
<hr/>											
10- 6	0- 0	0- 0		CONFERENCE	1- 1		1- 1		8- 4		
7- 1	0- 0	0- 0		HOME	1- 0		0- 1		6- 0		
3- 5	0- 0	0- 0		AWAY	0- 1		1- 0		2- 4		
0- 0	0- 0	0- 0		NEUTRAL	0- 0		0- 0		0- 0		
<hr/>											
RPI	S	Opponent	Score	RPI	S	Opponent	Score	RPI	S	Opponent	Score
11	A	Michigan St.	0 3					60	A	Denver	3 1
23	A	San Diego	0 3					93	A	Boise St.	0 3
								93	H	Boise St.	3 2
								100	H	Loyola Marymount	0 3
								101 H Pacific 3 0			
								109 H Portland St. 3 0			
								113 N A&M-Corpus Christi 3 0			
								128 A San Jose St. 3 0			
								128 H San Jose St. 2 3			
								143 N Gonzaga 3 2			
								167 A Utah St. 1 3			
								167 H Utah St. 3 1			
								175 A New Mexico 3 1			
								175 H New Mexico 3 1			
								185 H CSUN 0 3			
								195 N Marshall 0 3			
								203 H Eastern Ky. 1 3			
								204 A UNLV 1 3			
								204 H UNLV 3 1			
								206 H Long Beach St. 3 2			
								208 A Nevada 3 1			
								208 H Nevada 3 0			
								210 A Air Force 2 3			
								210 H Air Force 3 1			
								225 N UC Riverside 2 3			
								243 A Fresno St. 1 3			
								243 H Fresno St. 3 0			
<hr/>											
				LAST 10 GAMES							
				175 H New Mexico 3 1		208 A Nevada 3 1					
				204 H UNLV 3 1		167 H Utah St. 3 1					
				210 A Air Force 2 3		93 H Boise St. 3 2					
				243 H Fresno St. 3 0		204 A UNLV 1 3					
				128 A San Jose St. 3 0		175 A New Mexico 3 1					

Non-Div. I Games:

San Diego St.

Average RPI Win:		242	WON-LOST RECORD		WINNING PCT. RANK		LAST 10 GAMES		STRENGTH OF SCHEDULE		OPP. STRENGTH OF SCHEDULE		TEAM RPI		ADJ RPI		CONF. RPI		ADJ CONF. RPI	
Average RPI Loss:		89																		
DIV. I ONLY			13- 14		.48148 177		7- 3		100		133		146		.51288 146		17		17	
DIV. I NON-CONF.			3- 10		.23077 277		0- 0		64		108		193		.4791 193		17		18	
TOTALS		RPI 1-25		RPI 26-50		W-L RECORDS		RPI 51-100		RPI 101-150		RPI 150+								
13- 14		0- 1		0- 4		OVERALL		0- 6		0- 1		13- 2								
8- 5		0- 0		0- 0		HOME		0- 4		0- 0		8- 1								
5- 5		0- 1		0- 2		AWAY		0- 1		0- 0		5- 1								
0- 4		0- 0		0- 2		NEUTRAL		0- 1		0- 1		0- 0								
3- 10		0- 1		0- 3		NON-CONFERENCE		0- 4		0- 1		3- 1								
2- 4		0- 0		0- 0		HOME		0- 3		0- 0		2- 1								
1- 2		0- 1		0- 1		AWAY		0- 0		0- 0		1- 0								
0- 4		0- 0		0- 2		NEUTRAL		0- 1		0- 1		0- 0								
10- 4		0- 0		0- 1		CONFERENCE		0- 2		0- 0		10- 1								
6- 1		0- 0		0- 0		HOME		0- 1		0- 0		6- 0								
4- 3		0- 0		0- 1		AWAY		0- 1		0- 0		4- 1								
0- 0		0- 0		0- 0		NEUTRAL		0- 0		0- 0		0- 0								
RPI	S	Opponent			Score		RPI	S	Opponent			Score		RPI	S	Opponent			Score	
20	A	BYU			0 3		26	N	Pittsburgh			0 3		53	A	Dayton			1 3	
							32	A	Western Ky.			0 3		53	H	Dayton			0 3	
							38	N	Ohio St.			1 3		54	H	Kennesaw St.			0 3	
							42	A	VCU			0 3		74	H	UC Irvine			1 3	
														96	H	Illinois St.			0 3	
														99	N	ETSU			2 3	

Non-Div. I Games:

Saint Louis

L
o
u
i
s
i
a
n
a

Louisiana

Average RPI Win: 235		WON-LOST	WINNING	LAST 10	STRENGTH OF		OPP. STRENGTH	TEAM	ADJ	CONF.	ADJ CONF.
Average RPI Loss: 124		RECORD	PCT. RANK	GAMES	SCHEDULE		OF SCHEDULE	RPI	RPI	RPI	RPI
DIV. I ONLY		18- 8	.69231	70	294		190	151	.51005	148	22
DIV. I NON-CONF.		9- 3	.75	58	291		172	140	.51421	141	20
TOTALS		RPI 1-25	RPI 26-50		W-L RECORDS		RPI 51-100		RPI 101-150		RPI 150+
18- 8	0- 0	0- 0		OVERALL		2- 3		1- 4		15- 1	
10- 2	0- 0	0- 0		HOME		1- 0		0- 2		9- 0	
5- 5	0- 0	0- 0		AWAY		1- 2		1- 2		3- 1	
3- 1	0- 0	0- 0		NEUTRAL		0- 1		0- 0		3- 0	
9- 3	0- 0	0- 0		NON-CONFERENCE		1- 2		0- 1		8- 0	
5- 0	0- 0	0- 0		HOME		0- 0		0- 0		5- 0	
1- 2	0- 0	0- 0		AWAY		1- 1		0- 1		0- 0	
3- 1	0- 0	0- 0		NEUTRAL		0- 1		0- 0		3- 0	
9- 5	0- 0	0- 0		CONFERENCE		1- 1		1- 3		7- 1	
5- 2	0- 0	0- 0		HOME		1- 0		0- 2		4- 0	
4- 3	0- 0	0- 0		AWAY		0- 1		1- 1		3- 1	
0- 0	0- 0	0- 0		NEUTRAL		0- 0		0- 0		0- 0	
RPI S	Opponent	Score	RPI S	Opponent	Score	RPI S	Opponent	Score	RPI S	Opponent	Score
						60 A	Denver	0 3	119 A	Oral Roberts	1 3
						60 H	Denver	3 1	119 H	Oral Roberts	1 3
						81 A	North Dakota	0 3	137 A	Arizona St.	0 3
						86 A	Fla. Atlantic	3 1	144 A	South Dakota	3 1
						93 N	Boise St.	0 3	144 H	South Dakota	0 3
									184 H	Northern Colo.	3 0
									215 N	Weber St.	3 1
									223 A	Omaha	3 1
									223 H	Omaha	3 0
									238 A	Fort Wayne	1 3
									238 H	Fort Wayne	3 2
									240 H	Appalachian St.	3 2
									242 H	George Washington	3 0
									244 H	Florida A&M	3 1
									287 N	Stetson	3 1
									289 A	Western Ill.	3 1
									289 H	Western Ill.	3 0
									294 H	San Francisco	3 0
									318 A	South Dakota St.	3 0
									318 H	South Dakota St.	3 0
									328 N	Savannah St.	3 0
			LAST 10 GAMES								
			223 A	Omaha	3 1	144 H	South Dakota	0 3			
			289 A	Western Ill.	3 1	318 H	South Dakota St.	3 0			
			238 H	Fort Wayne	3 2	289 H	Western Ill.	3 0			
			60 A	Denver	0 3	223 H	Omaha	3 0			
			119 A	Oral Roberts	1 3	238 A	Fort Wayne	1 3			

Non-Div. I Games:

North Dakota St.

Average RPI Win: 205		WON-LOST	WINNING	LAST 10	STRENGTH OF		OPP. STRENGTH	TEAM	ADJ	CONF.	ADJ CONF.
Average RPI Loss: 138		RECORD	PCT. RANK	GAMES	SCHEDULE		OF SCHEDULE	RPI	RPI	RPI	RPI
DIV. I ONLY		13- 10	.56522	130	4- 6		186	166	152	.50874	151
DIV. I NON-CONF.		5- 4	.55556	137	0- 0		255	179	192	.47993	192
TOTALS		RPI 1-25	RPI 26-50		W-L RECORDS		RPI 51-100		RPI 101-150		RPI 150+
13- 10	0- 0	0- 0		OVERALL		1- 5		2- 1		10- 4	
7- 5	0- 0	0- 0		HOME		0- 3		1- 0		6- 2	
5- 4	0- 0	0- 0		AWAY		1- 1		1- 1		3- 2	
1- 1	0- 0	0- 0		NEUTRAL		0- 1		0- 0		1- 0	
5- 4	0- 0	0- 0		NON-CONFERENCE		0- 2		1- 0		4- 2	
2- 3	0- 0	0- 0		HOME		0- 1		0- 0		2- 2	
2- 0	0- 0	0- 0		AWAY		0- 0		1- 0		1- 0	
1- 1	0- 0	0- 0		NEUTRAL		0- 1		0- 0		1- 0	
8- 6	0- 0	0- 0		CONFERENCE		1- 3		1- 1		6- 2	
5- 2	0- 0	0- 0		HOME		0- 2		1- 0		4- 0	
3- 4	0- 0	0- 0		AWAY		1- 1		0- 1		2- 2	
0- 0	0- 0	0- 0		NEUTRAL		0- 0		0- 0		0- 0	
RPI S	Opponent	Score	RPI S	Opponent	Score	RPI S	Opponent	Score	RPI S	Opponent	Score
						63 A Princeton	0	3	122 A Northeastern	3	1
						63 H Princeton	0	3	136 A Cornell	2	3
						71 H American	1	3	136 H Cornell	3	1
						77 A Yale	3	2	178 A Penn	3	2
						77 H Yale	1	3	178 H Penn	3	1
						82 N West Virginia	0	3	182 H Stony Brook	1	3
									202 A Dartmouth	3	0
									202 H Dartmouth	3	1
									207 H Sacred Heart	2	3
									213 A Columbia	2	3
									213 H Columbia	3	0
									219 A Wright St.	3	0
									234 H Boston College	3	2
									283 A Brown	2	3
									283 H Brown	3	1
									306 H UMass Lowell	3	0
									314 N Tennessee Tech	3	0
LAST 10 GAMES						213 A Columbia	2	3			
						178 H Penn	3	1	202 A Dartmouth	3	0
						63 H Princeton	0	3	77 H Yale	1	3
						283 A Brown	2	3	283 H Brown	3	1
						77 A Yale	3	2	63 A Princeton	0	3
						136 A Cornell	2	3			

Non-Div. I Games:

Harvard

x
a
v
i
e
r

Xavier

Average RPI Win:	268	WON-LOST RECORD	WINNING PCT. RANK	LAST 10 GAMES	STRENGTH OF SCHEDULE	OPP. STRENGTH OF SCHEDULE	TEAM RPI	ADJ RPI	CONF. RPI	ADJ CONF. RPI		
DIV. I ONLY		18- 7	.72	55	9- 1	283	299	148	.50833	153	28	29
DIV. I NON-CONF.		7- 4	.63636	100	0- 0	285	314	197	.47218	203	29	29
<hr/>												
TOTALS	RPI 1-25	RPI 26-50		W-L RECORDS		RPI 51-100		RPI 101-150		RPI 150+		
18- 7	0- 0	0- 0		OVERALL		0- 2		0- 2		18- 3		
6- 1	0- 0	0- 0		HOME		0- 0		0- 1		6- 0		
10- 3	0- 0	0- 0		AWAY		0- 0		0- 1		10- 2		
2- 3	0- 0	0- 0		NEUTRAL		0- 2		0- 0		2- 1		
<hr/>												
7- 4	0- 0	0- 0		NON-CONFERENCE		0- 2		0- 0		7- 2		
0- 0	0- 0	0- 0		HOME		0- 0		0- 0		0- 0		
5- 1	0- 0	0- 0		AWAY		0- 0		0- 0		5- 1		
2- 3	0- 0	0- 0		NEUTRAL		0- 2		0- 0		2- 1		
<hr/>												
11- 3	0- 0	0- 0		CONFERENCE		0- 0		0- 2		11- 1		
6- 1	0- 0	0- 0		HOME		0- 0		0- 1		6- 0		
5- 2	0- 0	0- 0		AWAY		0- 0		0- 1		5- 1		
0- 0	0- 0	0- 0		NEUTRAL		0- 0		0- 0		0- 0		
<hr/>												
RPI	S	Opponent	Score	RPI	S	Opponent	Score	RPI	S	Opponent	Score	
						86 N Fla. Atlantic	0 3			130 A LIU Brooklyn	1 3	
						91 N SFA	1 3			130 H LIU Brooklyn	2 3	
										166 A Bryant	1 3	
										166 H Bryant	3 2	
										168 A Lehigh	3 2	
										194 N Niagara	1 3	
										207 A Sacred Heart	3 2	
										207 H Sacred Heart	3 2	
										235 A Robert Morris	3 2	
										235 H Robert Morris	3 1	
										261 A Saint Francis (PA)	3 1	
										261 H Saint Francis (PA)	3 0	
										281 A Iona	3 0	
										283 A Brown	2 3	
										287 A Stetson	3 2	
										301 A Hartford	3 0	
										305 N NJIT	3 1	
										310 A St. Francis Brooklyn	3 0	
										310 H St. Francis Brooklyn	3 1	
										317 A Lafayette	3 0	
										325 A Fairleigh Dickinson	3 1	
										325 H Fairleigh Dickinson	3 0	
										330 N Norfolk St.	3 0	
				LAST 10 GAMES								
				235 A Robert Morris	3	2	130 A LIU Brooklyn	1	3			
				261 A Saint Francis (PA)	3	1	166 H Bryant	3	2			
				325 H Fairleigh Dickinson	3	0	235 H Robert Morris	3	1			
				207 H Sacred Heart	3	2	261 H Saint Francis (PA)	3	0			
				310 A St. Francis Brooklyn	3	0	325 A Fairleigh Dickinson	3	1			

Non-Div. I Games:

Central Conn. St.

[illegible]

Non-Div. I Games:

Campbell

Average RPI Win:	230	WON-LOST RECORD	WINNING PCT. RANK	LAST 10 GAMES	STRENGTH OF SCHEDULE	OPP. STRENGTH OF SCHEDULE	TEAM RPI	ADJ RPI	CONF. RPI	ADJ CONF. RPI		
DIV. I ONLY		19- 10	.65517	90	6- 4	275	189	149	.50702	155	8	8
DIV. I NON-CONF.		9- 4	.69231	80	1- 0	329	309	244	.44223	250	9	9
<hr/>												
TOTALS	RPI 1-25	RPI 26-50		W-L RECORDS		RPI 51-100		RPI 101-150		RPI 150+		
19- 10	0- 2	0- 0		OVERALL		2- 3		1- 1		16- 4		
12- 5	0- 1	0- 0		HOME		1- 1		1- 0		10- 3		
6- 4	0- 1	0- 0		AWAY		1- 2		0- 1		5- 0		
1- 1	0- 0	0- 0		NEUTRAL		0- 0		0- 0		1- 1		
9- 4	0- 0	0- 0		NON-CONFERENCE		0- 0		0- 0		9- 4		
6- 3	0- 0	0- 0		HOME		0- 0		0- 0		6- 3		
2- 0	0- 0	0- 0		AWAY		0- 0		0- 0		2- 0		
1- 1	0- 0	0- 0		NEUTRAL		0- 0		0- 0		1- 1		
10- 6	0- 2	0- 0		CONFERENCE		2- 3		1- 1		7- 0		
6- 2	0- 1	0- 0		HOME		1- 1		1- 0		4- 0		
4- 4	0- 1	0- 0		AWAY		1- 2		0- 1		3- 0		
0- 0	0- 0	0- 0		NEUTRAL		0- 0		0- 0		0- 0		
RPI	S	Opponent	Score	RPI	S	Opponent	Score	RPI	S	Opponent	Score	
16	A	Wichita St.	0 3					141	A	Tulsa	0 3	
16	H	Wichita St.	0 3					141	H	Tulsa	3 1	
								159	H	Tulane	3 2	
								173	A	South Fla.	3 1	
								173	H	South Fla.	3 1	
								177	N	Providence	0 3	
								198	H	Houston	3 1	
								200	A	UConn	3 1	
								217	H	Winthrop	2 3	
								229	H	Rutgers	1 3	
								232	N	Bucknell	3 0	
								263	H	Georgia St.	3 0	
								272	A	Memphis	3 0	
								272	H	Memphis	3 0	
								278	H	William & Mary	3 0	
								287	A	Stetson	3 1	
								288	H	Gardner-Webb	2 3	
								297	H	Hampton	3 0	
								299	H	N.C. A&T	3 0	
								307	H	The Citadel	3 0	
								327	A	N.C. Central	3 0	
								327	H	N.C. Central	3 0	
LAST 10 GAMES												
272	H	Memphis	3 0	65	A	SMU	0 3	141	A	Tulsa	0 3	
16	H	Wichita St.	0 3	16	A	Wichita St.	0 3	272	A	Memphis	3 0	
97	H	UCF	3 1	198	H	Houston	3 1					
173	H	South Fla.	3 1									
327	A	N.C. Central	3 0									

Non-Div. I Games:

East Carolina

Average RPI Win:	211	WON-LOST RECORD	WINNING PCT. RANK	LAST 10 GAMES	STRENGTH OF SCHEDULE	OPP. STRENGTH OF SCHEDULE	TEAM RPI	ADJ RPI	CONF. RPI	ADJ CONF. RPI				
DIV. I ONLY		7- 18	.28	276	2- 8	41	58	158	.5057	156	6	6		
DIV. I NON-CONF.		4- 6	.4	223	0- 0	19	36	88	.56681	88	6	6		
<hr/>														
TOTALS	RPI 1-25	RPI 26-50		W-L RECORDS		RPI 51-100		RPI 101-150		RPI 150+				
7- 18	0- 8	0- 1		OVERALL		1- 3		1- 6		5- 0				
4- 5	0- 3	0- 0		HOME		1- 0		0- 2		3- 0				
1- 11	0- 4	0- 0		AWAY		0- 3		0- 4		1- 0				
2- 2	0- 1	0- 1		NEUTRAL		0- 0		1- 0		1- 0				
<hr/>														
4- 6	0- 4	0- 1		NON-CONFERENCE		0- 1		1- 0		3- 0				
2- 1	0- 1	0- 0		HOME		0- 0		0- 0		2- 0				
0- 3	0- 2	0- 0		AWAY		0- 1		0- 0		0- 0				
2- 2	0- 1	0- 1		NEUTRAL		0- 0		1- 0		1- 0				
<hr/>														
3- 12	0- 4	0- 0		CONFERENCE		1- 2		0- 6		2- 0				
2- 4	0- 2	0- 0		HOME		1- 0		0- 2		1- 0				
1- 8	0- 2	0- 0		AWAY		0- 2		0- 4		1- 0				
0- 0	0- 0	0- 0		NEUTRAL		0- 0		0- 0		0- 0				
<hr/>														
RPI S	Opponent	Score	RPI S	Opponent	Score	RPI S	Opponent	Score	RPI S	Opponent	Score			
6 A	Nebraska	0 3	26 N	Pittsburgh	2 3	85 A	Santa Clara	2 3	101 A	Pacific	2 3			
7 H	Stanford	0 3				98 A	California	1 3	101 H	Pacific	1 3			
8 A	Washington	0 3				100 A	Loyola Marymount	2 3	106 A	Pepperdine	1 3			
9 N	Creighton	0 3				100 H	Loyola Marymount	3 1	106 H	Pepperdine	0 3			
20 A	BYU	1 3							119 N	Oral Roberts	3 1			
20 H	BYU	2 3							123 A	Portland	0 3			
23 A	San Diego	0 3							143 A	Gonzaga	2 3			
23 H	San Diego	0 3							185 H	CSUN	3 0			
									239 N	UMBC	3 0			
									243 H	Fresno St.	3 0			
									294 A	San Francisco	3 0			
									294 H	San Francisco	3 0			
<hr/>														
LAST 10 GAMES														
101 A Pacific						2	3	85 A Santa Clara					2	3
20 A BYU						1	3	294 A San Francisco					3	0
23 A San Diego						0	3	101 H Pacific					1	3
100 H Loyola Marymount						3	1	23 H San Diego					0	3
106 H Pepperdine						0	3	20 H BYU					2	3

Non-Div. I Games:

Saint Mary's (CA)

[illegible]

Non-Div. I Games:

Fairfield

[illegible]

Non-Div. I Games:

Wake Forest

Average RPI Win:	192	WON-LOST RECORD	WINNING PCT. RANK	LAST 10 GAMES	STRENGTH OF SCHEDULE	OPP. STRENGTH OF SCHEDULE	TEAM RPI	ADJ RPI	CONF. RPI	ADJ CONF. RPI	
DIV. I ONLY	13- 16	.44828	193	1- 9	104	157	159	.50262	159	8	8
DIV. I NON-CONF.	11- 2	.84615	26	0- 0	113	260	50	.5991	51	9	9
<hr/>											
TOTALS	RPI 1-25	RPI 26-50		W-L RECORDS		RPI 51-100		RPI 101-150		RPI 150+	
13- 16	0- 1	0- 0		OVERALL		0- 7		6- 3		7- 5	
8- 8	0- 1	0- 0		HOME		0- 3		4- 1		4- 3	
4- 7	0- 0	0- 0		AWAY		0- 3		2- 2		2- 2	
1- 1	0- 0	0- 0		NEUTRAL		0- 1		0- 0		1- 0	
11- 2	0- 0	0- 0		NON-CONFERENCE		0- 1		5- 1		6- 0	
8- 0	0- 0	0- 0		HOME		0- 0		4- 0		4- 0	
2- 1	0- 0	0- 0		AWAY		0- 0		1- 1		1- 0	
1- 1	0- 0	0- 0		NEUTRAL		0- 1		0- 0		1- 0	
2- 14	0- 1	0- 0		CONFERENCE		0- 6		1- 2		1- 5	
0- 8	0- 1	0- 0		HOME		0- 3		0- 1		0- 3	
2- 6	0- 0	0- 0		AWAY		0- 3		1- 1		1- 2	
0- 0	0- 0	0- 0		NEUTRAL		0- 0		0- 0		0- 0	
<hr/>											
RPI S	Opponent	Score	RPI S	Opponent	Score	RPI S	Opponent	Score	RPI S	Opponent	Score
16 H	Wichita St.	0 3				65 A	SMU	1 3	117 H	Oklahoma	3 1
						65 H	SMU	0 3	120 H	South Ala.	3 0
						69 A	Temple	0 3	120 H	South Ala.	3 2
						69 H	Temple	1 3	134 A	Cincinnati	1 3
						91 N	SFA	1 3	138 H	Southern Miss.	3 1
						97 A	UCF	0 3	141 A	Tulsa	3 1
						97 H	UCF	1 3	141 H	Tulsa	2 3
									147 A	Louisiana	1 3
									147 A	Louisiana	3 0
									155 A	East Carolina	2 3
									173 A	South Fla.	1 3
									173 H	South Fla.	0 3
									189 A	Mississippi St.	3 0
									200 A	UConn	3 2
									200 H	UConn	1 3
									205 H	Alabama St.	3 0
									227 H	Northwestern St.	3 2
									252 H	North Florida	3 0
									272 H	Memphis	2 3
									313 H	Nicholls St.	3 0
									322 N	Grambling	3 0
<hr/>											
LAST 10 GAMES											
173 A	South Fla.	1 3	200 A	UConn	3 2						
97 A	UCF	0 3	97 H	UCF	1 3						
65 H	SMU	0 3	173 H	South Fla.	0 3						
141 H	Tulsa	2 3	272 H	Memphis	2 3						
69 A	Temple	0 3	134 A	Cincinnati	1 3						

Non-Div. I Games:

Tulane

Average RPI Win:		249	WON-LOST RECORD		WINNING PCT. RANK		LAST 10 GAMES		STRENGTH OF SCHEDULE		OPP. STRENGTH OF SCHEDULE		TEAM RPI		ADJ RPI		CONF. RPI		ADJ CONF. RPI		
DIV. I ONLY			11- 13		.45833 190		10- 0		122		148		166		.50225 160		29		28		
DIV. I NON-CONF.			0- 12		0 320		0- 0		50		34		259		.44064 256		27		27		
TOTALS		RPI 1-25		RPI 26-50		W-L RECORDS		RPI 51-100		RPI 101-150		RPI 150+									
11- 13		0- 2		0- 2		OVERALL		0- 4		0- 2		11- 3									
5- 4		0- 0		0- 0		HOME		0- 1		0- 2		5- 1									
6- 4		0- 1		0- 1		AWAY		0- 2		0- 0		6- 0									
0- 5		0- 1		0- 1		NEUTRAL		0- 1		0- 0		0- 2									
0- 12		0- 2		0- 2		NON-CONFERENCE		0- 4		0- 2		0- 2									
0- 3		0- 0		0- 0		HOME		0- 1		0- 2		0- 0									
0- 4		0- 1		0- 1		AWAY		0- 2		0- 0		0- 0									
0- 5		0- 1		0- 1		NEUTRAL		0- 1		0- 0		0- 2									
11- 1		0- 0		0- 0		CONFERENCE		0- 0		0- 0		11- 1									
5- 1		0- 0		0- 0		HOME		0- 0		0- 0		5- 1									
6- 0		0- 0		0- 0		AWAY		0- 0		0- 0		6- 0									
0- 0		0- 0		0- 0		NEUTRAL		0- 0		0- 0		0- 0									
RPI	S	Opponent		Score		RPI	S	Opponent		Score		RPI	S	Opponent		Score					
9	A	Southern California		1	3	31	A	Colorado St.		0	3	63	N	Princeton		0	3				
21	N	Colorado		0	3	34	N	Michigan		0	3	69	H	Temple		0	3				
												83	A	Villanova		0	3				
												100	A	Loyola Marymount		0	3				
												105	H	Colgate		1	3				
												126	H	St. John's (NY)		0	3				
												152	N	Xavier		1	3				
												182	A	Stony Brook		3	1				
												182	H	Stony Brook		3	1				
												199	A	New Hampshire		3	0				
												199	H	New Hampshire		2	3				
												200	N	UConn		0	3				
239	A	UMBC		3	1																
239	H	UMBC		3	0																
241	A	Binghamton		3	0																
241	H	Binghamton		3	1																
301	A	Hartford		3	0																
301	H	Hartford		3	0																
306	A	UMass Lowell		3	0																
306	H	UMass Lowell		3	1																
LAST 10 GAMES																					
182 A Stony Brook						3	1	239 A UMBC						3	1						
301 H Hartford						3	0	241 A Binghamton						3	0						
239 H UMBC						3	0	182 H Stony Brook						3	1						
199 A New Hampshire						3	0	301 A Hartford						3	0						
306 A UMass Lowell						3	0	306 H UMass Lowell						3	1						

Non-Div. I Games:

Albany (NY)

Average RPI Win:	215	WON-LOST RECORD	WINNING PCT. RANK	LAST 10 GAMES	STRENGTH OF SCHEDULE	OPP. STRENGTH OF SCHEDULE	TEAM RPI	ADJ RPI	CONF. RPI	ADJ CONF. RPI	
DIV. I ONLY	17- 12	.58621	117	4- 6	245	163	162	.50166	162	14	14
DIV. I NON-CONF.	9- 4	.69231	80	0- 0	252	193	142	.51342	143	12	12
TOTALS	RPI 1-25	RPI 26-50	W-L RECORDS	RPI 51-100	RPI 101-150	RPI 150+					
17- 12	0- 0	0- 0	OVERALL	1- 2	3- 6	13- 4					
7- 5	0- 0	0- 0	HOME	1- 0	1- 3	5- 2					
6- 6	0- 0	0- 0	AWAY	0- 2	1- 3	5- 1					
4- 1	0- 0	0- 0	NEUTRAL	0- 0	1- 0	3- 1					
9- 4	0- 0	0- 0	NON-CONFERENCE	0- 1	2- 1	7- 2					
2- 2	0- 0	0- 0	HOME	0- 0	0- 1	2- 1					
3- 1	0- 0	0- 0	AWAY	0- 1	1- 0	2- 0					
4- 1	0- 0	0- 0	NEUTRAL	0- 0	1- 0	3- 1					
8- 8	0- 0	0- 0	CONFERENCE	1- 1	1- 5	6- 2					
5- 3	0- 0	0- 0	HOME	1- 0	1- 2	3- 1					
3- 5	0- 0	0- 0	AWAY	0- 1	0- 3	3- 1					
0- 0	0- 0	0- 0	NEUTRAL	0- 0	0- 0	0- 0					
RPI S	Opponent	Score	RPI S	Opponent	Score	RPI S	Opponent	Score	RPI S	Opponent	Score
						75 A	Cleveland St.	2 3	102 A	IUPUI	2 3
						75 H	Cleveland St.	3 1	102 H	IUPUI	2 3
						80 A	SIUE	0 3	108 A	Oakland	1 3
									108 H	Oakland	0 3
									112 A	Bowling Green	3 2
									118 N	Murray St.	3 0
									125 H	Idaho	2 3
									127 A	Green Bay	1 3
									127 H	Green Bay	3 2
									152 N	Xavier	1 3
									169 N	Duquesne	3 0
									171 A	Northern Ky.	2 3
									171 H	Northern Ky.	0 3
									190 N	Seattle U	3 0
									219 A	Wright St.	3 1
									219 H	Wright St.	3 1
									233 A	Milwaukee	3 2
									233 H	Milwaukee	3 2
									248 H	DePaul	1 3
									250 N	Montana	3 1
									259 A	Bradley	3 1
									259 A	Bradley	3 2
									290 A	Youngstown St.	3 1
									290 H	Youngstown St.	3 0
									296 H	Chicago St.	3 0
									318 H	South Dakota St.	3 0

Non-Div. I Games:

Ill.-Chicago

Average RPI Win:		232	WON-LOST		WINNING		LAST 10		STRENGTH OF		OPP. STRENGTH		TEAM		ADJ		CONF.		ADJ CONF.				
Average RPI Loss:		109	RECORD		PCT. RANK		GAMES		SCHEDULE		OF SCHEDULE		RPI		RPI		RPI		RPI				
DIV. I ONLY			16- 15		.51613		159		3- 7		155		212		163		.50092		163				
DIV. I NON-CONF.			11- 4		.73333		67		0- 0		223		278		124		.52568		124				
TOTALS		RPI 1-25		RPI 26-50		W-L RECORDS		RPI 51-100		RPI 101-150		RPI 150+											
16- 15		0- 0		0- 2		OVERALL		1- 6		3- 4		12- 3											
11- 3		0- 0		0- 0		HOME		1- 3		3- 0		7- 0											
4- 9		0- 0		0- 1		AWAY		0- 3		0- 2		4- 3											
1- 3		0- 0		0- 1		NEUTRAL		0- 0		0- 2		1- 0											
11- 4		0- 0		0- 2		NON-CONFERENCE		1- 0		1- 2		9- 0											
6- 0		0- 0		0- 0		HOME		1- 0		1- 0		4- 0											
4- 1		0- 0		0- 1		AWAY		0- 0		0- 0		4- 0											
1- 3		0- 0		0- 1		NEUTRAL		0- 0		0- 2		1- 0											
5- 11		0- 0		0- 0		CONFERENCE		0- 6		2- 2		3- 3											
5- 3		0- 0		0- 0		HOME		0- 3		2- 0		3- 0											
0- 8		0- 0		0- 0		AWAY		0- 3		0- 2		0- 3											
0- 0		0- 0		0- 0		NEUTRAL		0- 0		0- 0		0- 0											
RPI	S	Opponent		Score		RPI	S	Opponent		Score		RPI	S	Opponent		Score							
						44	A	High Point		0	3	52	A	Col. of Charleston		0	3	103	N	Furman			
						46	N	Maryland		1	3	52	H	Col. of Charleston		1	3	110	A	Hofstra			
												61	A	James Madison		1	3	110	H	Hofstra			
												61	H	James Madison		0	3	122	A	Northeastern			
												62	A	Towson		0	3	122	H	Northeastern			
												62	H	Towson		1	3	132	H	UNCG			
												76	H	Navy		3	2	149	N	Belmont			
																		180	A	Charlotte			
																		181	A	UNCW			
																		181	H	UNCW			
																		221	A	Liberty			
																		258	A	Delaware			
																		258	H	Delaware			
																		278	A	William & Mary			
																		278	H	William & Mary			
																		288	A	Gardner-Webb			
																		291	H	Charleston So.			
																		295	N	Southern Utah			
																		299	H	N.C. A&T			
																		327	A	N.C. Central			
																		327	H	N.C. Central			
																		330	H	Norfolk St.			
LAST 10 GAMES																							
						181	A	UNCW		1	3	278	A	William & Mary		2	3						
						52	A	Col. of Charleston		0	3	258	A	Delaware		1	3						
						122	H	Northeastern		3	0	62	A	Towson		0	3						
						110	H	Hofstra		3	2	181	H	UNCW		3	0						
						61	A	James Madison		1	3	52	H	Col. of Charleston		1	3						

Non-Div. I Games:

Elon

Average RPI Win: 245		WON-LOST	WINNING	LAST 10	STRENGTH OF		OPP. STRENGTH	TEAM	ADJ	CONF.	ADJ CONF.
Average RPI Loss: 144		RECORD	PCT. RANK	GAMES	SCHEDULE		OF SCHEDULE	RPI	RPI	RPI	RPI
DIV. I ONLY		18- 11	.62069	103	7- 3		268	240	164	.49997	164
DIV. I NON-CONF.		7- 6	.53846	145	0- 0		314	205	245	.44502	244
TOTALS		RPI 1-25	RPI 26-50		W-L RECORDS		RPI 51-100		RPI 101-150		RPI 150+
18- 11	0- 0	0- 0		OVERALL		1- 5		1- 1		16- 5	
11- 4	0- 0	0- 0		HOME		1- 2		1- 0		9- 2	
6- 3	0- 0	0- 0		AWAY		0- 2		0- 1		6- 0	
1- 4	0- 0	0- 0		NEUTRAL		0- 1		0- 0		1- 3	
7- 6	0- 0	0- 0		NON-CONFERENCE		0- 2		0- 0		7- 4	
5- 2	0- 0	0- 0		HOME		0- 1		0- 0		5- 1	
1- 0	0- 0	0- 0		AWAY		0- 0		0- 0		1- 0	
1- 4	0- 0	0- 0		NEUTRAL		0- 1		0- 0		1- 3	
11- 5	0- 0	0- 0		CONFERENCE		1- 3		1- 1		9- 1	
6- 2	0- 0	0- 0		HOME		1- 1		1- 0		4- 1	
5- 3	0- 0	0- 0		AWAY		0- 2		0- 1		5- 0	
0- 0	0- 0	0- 0		NEUTRAL		0- 0		0- 0		0- 0	
RPI S	Opponent	Score	RPI S	Opponent	Score	RPI S	Opponent	Score	RPI S	Opponent	Score
						71 A	American	1 3	105 A	Colgate	1 3
						71 H	American	0 3	105 H	Colgate	3 0
						76 A	Navy	2 3	165 H	Central Mich.	2 3
						76 H	Navy	3 2	168 A	Lehigh	3 2
						78 N	Northwestern	1 3	168 H	Lehigh	3 0
						82 H	West Virginia	2 3	177 H	Providence	3 0
									209 N	Georgetown	0 3
									210 N	Air Force	0 3
									232 A	Bucknell	3 0
									232 H	Bucknell	3 0
									233 N	Milwaukee	1 3
									248 A	DePaul	3 1
									256 H	Marist	3 0
									285 H	Akron	3 0
									286 A	Loyola Maryland	3 0
									286 H	Loyola Maryland	1 3
									301 H	Hartford	3 0
									307 N	The Citadel	3 0
									309 A	Holy Cross	3 0
									309 H	Holy Cross	3 1
									310 H	St. Francis Brooklyn	3 0
									317 A	Lafayette	3 0
									317 H	Lafayette	3 1
LAST 10 GAMES											
						76 A	Navy	2 3	71 A	American	1 3
						168 H	Lehigh	3 0	232 H	Bucknell	3 0
						105 A	Colgate	1 3	317 H	Lafayette	3 1
						309 H	Holy Cross	3 1	76 H	Navy	3 2
						286 A	Loyola Maryland	3 0	168 A	Lehigh	3 2

Non-Div. I Games:

Army West Point

Average RPI Win:		212	WON-LOST RECORD		WINNING PCT. RANK		LAST 10 GAMES		STRENGTH OF SCHEDULE		OPP. STRENGTH OF SCHEDULE		TEAM RPI		ADJ RPI		CONF. RPI		ADJ CONF. RPI				
Average RPI Loss:		131																					
DIV. I ONLY			15- 13		.53571 146		5- 5		206		151		165		.49972 165		16		16				
DIV. I NON-CONF.			8- 4		.66667 85		0- 0		178		145		108		.5388 109		11		11				
TOTALS		RPI 1-25		RPI 26-50		W-L RECORDS		RPI 51-100		RPI 101-150		RPI 150+											
15- 13		0- 1		0- 1		OVERALL		0- 2		2- 3		13- 6											
6- 5		0- 0		0- 0		HOME		0- 1		1- 1		5- 3											
5- 6		0- 0		0- 1		AWAY		0- 1		1- 2		4- 2											
4- 2		0- 1		0- 0		NEUTRAL		0- 0		0- 0		4- 1											
8- 4		0- 1		0- 1		NON-CONFERENCE		0- 1		1- 0		7- 1											
2- 1		0- 0		0- 0		HOME		0- 1		1- 0		1- 0											
2- 1		0- 0		0- 1		AWAY		0- 0		0- 0		2- 0											
4- 2		0- 1		0- 0		NEUTRAL		0- 0		0- 0		4- 1											
7- 9		0- 0		0- 0		CONFERENCE		0- 1		1- 3		6- 5											
4- 4		0- 0		0- 0		HOME		0- 0		0- 1		4- 3											
3- 5		0- 0		0- 0		AWAY		0- 1		1- 2		2- 2											
0- 0		0- 0		0- 0		NEUTRAL		0- 0		0- 0		0- 0											
RPI	S	Opponent		Score		RPI	S	Opponent		Score		RPI	S	Opponent		Score							
11	N	Michigan St.		0 3		40	A	Notre Dame		0 3		67	A	Miami (OH)		1 3							
												75	H	Cleveland St.		0 3							
														102 H IUPUI		3 0							
														112 A Bowling Green		0 3							
														114 A Ball St.		3 2							
														114 H Ball St.		0 3							
														142 A Ohio		0 3							
														154 N Campbell		3 0							
														164 A Army West Point		3 2							
														174 A Western Mich.		1 3							
														174 H Western Mich.		3 0							
														176 H Buffalo		0 3							
														178 N Penn		1 3							
														186 A Northern Ill.		1 3							
														186 H Northern Ill.		3 1							
														196 A Eastern Mich.		3 2							
														196 H Eastern Mich.		2 3							
														224 A Toledo		3 2							
														224 H Toledo		3 2							
														228 N Southern Ill.		3 0							
														236 H Kent St.		0 3							
														245 H Indiana St.		3 2							
														275 A George Mason		3 1							
														285 H Akron		3 0							
														301 N Hartford		3 1							
														310 N St. Francis Brooklyn		3 0							
LAST 10 GAMES																							
142 A Ohio						0 3						114 A Ball St.						3 2					
196 H Eastern Mich.						2 3						285 H Akron						3 0					
174 H Western Mich.						3 0						176 H Buffalo						0 3					
186 H Northern Ill.						3 1						112 A Bowling Green						0 3					
224 A Toledo						3 2						67 A Miami (OH)						1 3					

Non-Div. I Games:

Central Mich.

Average RPI Win:	247	WON-LOST RECORD	WINNING PCT. RANK	LAST 10 GAMES	STRENGTH OF SCHEDULE	OPP. STRENGTH OF SCHEDULE	TEAM RPI	ADJ RPI	CONF. RPI	ADJ CONF. RPI	
Average RPI Loss:	175										
DIV. I ONLY		21- 11	.65625 89	7- 3	280	281	161	.49911 166	28	29	
DIV. I NON-CONF.		10- 8	.55556 137	1- 0	274	244	211	.46492 215	29	29	
<hr/>											
TOTALS	RPI 1-25	RPI 26-50		W-L RECORDS	RPI 51-100		RPI 101-150		RPI 150+		
21- 11	0- 0	0- 1		OVERALL	0- 1		2- 3		19- 6		
12- 1	0- 0	0- 0		HOME	0- 0		1- 0		11- 1		
6- 7	0- 0	0- 0		AWAY	0- 0		0- 2		6- 5		
3- 3	0- 0	0- 1		NEUTRAL	0- 1		1- 1		2- 0		
<hr/>											
10- 8	0- 0	0- 1		NON-CONFERENCE	0- 1		1- 2		9- 4		
6- 0	0- 0	0- 0		HOME	0- 0		0- 0		6- 0		
1- 5	0- 0	0- 0		AWAY	0- 0		0- 1		1- 4		
3- 3	0- 0	0- 1		NEUTRAL	0- 1		1- 1		2- 0		
<hr/>											
11- 3	0- 0	0- 0		CONFERENCE	0- 0		1- 1		10- 2		
6- 1	0- 0	0- 0		HOME	0- 0		1- 0		5- 1		
5- 2	0- 0	0- 0		AWAY	0- 0		0- 1		5- 1		
0- 0	0- 0	0- 0		NEUTRAL	0- 0		0- 0		0- 0		
<hr/>											
RPI S	Opponent	Score	RPI S	Opponent	Score	RPI S	Opponent	Score	RPI S	Opponent	Score
			48 N	North Texas	0 3	63 N	Princeton	0 3	110 A	Hofstra	0 3
									124 N	Drake	1 3
									130 A	LIU Brooklyn	1 3
									130 H	LIU Brooklyn	3 2
									131 N	Syracuse	3 2
									153 A	Central Conn. St.	2 3
									153 H	Central Conn. St.	3 1
									177 H	Providence	3 0
									182 H	Stony Brook	3 1
									199 A	New Hampshire	0 3
									207 A	Sacred Heart	3 2
									207 H	Sacred Heart	3 2
									225 N	UC Riverside	3 0
									234 A	Boston College	2 3
									235 A	Robert Morris	3 0
									235 H	Robert Morris	3 0
									241 N	Binghamton	3 1
									261 A	Saint Francis (PA)	3 1
									261 H	Saint Francis (PA)	2 3
									283 H	Brown	3 2
									292 A	Cal St. Fullerton	0 3
									298 H	Quinnipiac	3 1
									301 A	Hartford	3 0
									306 A	UMass Lowell	0 3
									309 H	Holy Cross	3 0
									310 A	St. Francis Brooklyn	3 0
									310 H	St. Francis Brooklyn	3 0
<hr/>											
LAST 10 GAMES											
			261 A	Saint Francis (PA)	3 1	310 A	St. Francis Brooklyn	3 0	301 A	Hartford	3 0
			235 A	Robert Morris	3 0	301 A	Hartford	3 0	306 A	UMass Lowell	0 3
			207 H	Sacred Heart	3 2	153 A	Central Conn. St.	2 3	309 H	Holy Cross	3 0
			325 H	Fairleigh Dickinson	3 0	261 H	Saint Francis (PA)	2 3	310 A	St. Francis Brooklyn	3 0
			130 A	LIU Brooklyn	1 3	235 H	Robert Morris	3 0	310 H	St. Francis Brooklyn	3 0

Non-Div. I Games:

Bryant

RPI	S	Opponent	Score	
325	A	Fairleigh Dickinson	3	1
325	H	Fairleigh Dickinson	3	0
332	H	Manhattan	3	0

Bryant

B
r
y
a
n
t

B
r
y
a
n
t

Average RPI Win:	191	WON-LOST	WINNING	LAST 10	STRENGTH OF	OPP. STRENGTH	TEAM	ADJ	CONF.	ADJ CONF.	
Average RPI Loss:	137	RECORD	PCT. RANK	GAMES	SCHEDULE	OF SCHEDULE	RPI	RPI	RPI	RPI	
DIV. I ONLY	15- 13	.53571	146	4- 6	222	111	167	.49864	167	11	11
DIV. I NON-CONF.	8- 4	.66667	85	0- 0	271	144	157	.50445	156	10	10
<hr/>											
TOTALS	RPI 1-25	RPI 26-50		W-L RECORDS	RPI 51-100		RPI 101-150		RPI 150+		
15- 13	0- 0	0- 3		OVERALL	2- 2		2- 2		11- 6		
7- 5	0- 0	0- 1		HOME	1- 1		2- 0		4- 3		
5- 7	0- 0	0- 2		AWAY	1- 1		0- 1		4- 3		
3- 1	0- 0	0- 0		NEUTRAL	0- 0		0- 1		3- 0		
<hr/>											
8- 4	0- 0	0- 1		NON-CONFERENCE	0- 0		1- 1		7- 2		
2- 2	0- 0	0- 0		HOME	0- 0		1- 0		1- 2		
3- 1	0- 0	0- 1		AWAY	0- 0		0- 0		3- 0		
3- 1	0- 0	0- 0		NEUTRAL	0- 0		0- 1		3- 0		
<hr/>											
7- 9	0- 0	0- 2		CONFERENCE	2- 2		1- 1		4- 4		
5- 3	0- 0	0- 1		HOME	1- 1		1- 0		3- 1		
2- 6	0- 0	0- 1		AWAY	1- 1		0- 1		1- 3		
0- 0	0- 0	0- 0		NEUTRAL	0- 0		0- 0		0- 0		
<hr/>											
RPI	S	Opponent	Score	RPI	S	Opponent	Score	RPI	S	Opponent	Score
				31	A	Colorado St.	0 3	79	A	Wyoming	3 1
				31	H	Colorado St.	0 3	79	H	Wyoming	0 3
				49	A	Arkansas	0 3	93	A	Boise St.	0 3
								93	H	Boise St.	3 0
								101	H	Pacific	3 2
								137	N	Arizona St.	0 3
								145	A	San Diego St.	1 3
								145	H	San Diego St.	3 1
								170	H	UC Santa Barbara	3 0
								172	A	Northern Ariz.	3 1
								175	A	New Mexico	0 3
								175	H	New Mexico	0 3
								191	H	Utah Valley	1 3
								204	A	UNLV	3 1
								204	H	UNLV	3 0
								210	A	Air Force	1 3
								210	H	Air Force	3 2
								211	N	CSU Bakersfield	3 0
								211	N	CSU Bakersfield	3 1
								215	A	Weber St.	3 0
								216	H	Montana St.	1 3
								243	A	Fresno St.	1 3
								243	H	Fresno St.	3 1
								295	A	Southern Utah	3 1
								308	N	La.-Monroe	3 0
<hr/>											
LAST 10 GAMES											
				210	H	Air Force	3 2	175	H	New Mexico	0 3
				93	A	Boise St.	0 3	145	A	San Diego St.	1 3
				79	A	Wyoming	3 1	243	A	Fresno St.	1 3
				31	A	Colorado St.	0 3	210	A	Air Force	1 3
				204	H	UNLV	3 0	93	H	Boise St.	3 0

Non-Div. I Games:

Utah St.

Average RPI Win:	253	WON-LOST RECORD	WINNING PCT. RANK	LAST 10 GAMES	STRENGTH OF SCHEDULE	OPP. STRENGTH OF SCHEDULE	TEAM RPI	ADJ RPI	CONF. RPI	ADJ CONF. RPI	
DIV. I ONLY		18- 12	.6 111	4- 6	241	264	168	.49861	168	23	24
DIV. I NON-CONF.		9- 5	.64286 95	0- 0	280	264	185	.48588	184	28	28
<hr/>											
TOTALS	RPI 1-25	RPI 26-50		W-L RECORDS	RPI 51-100		RPI 101-150		RPI 150+		
18- 12	0- 0	0- 0		OVERALL	2- 6		1- 1		15- 5		
11- 5	0- 0	0- 0		HOME	2- 2		1- 0		8- 3		
4- 6	0- 0	0- 0		AWAY	0- 3		0- 1		4- 2		
3- 1	0- 0	0- 0		NEUTRAL	0- 1		0- 0		3- 0		
<hr/>											
9- 5	0- 0	0- 0		NON-CONFERENCE	1- 3		0- 0		8- 2		
5- 3	0- 0	0- 0		HOME	1- 1		0- 0		4- 2		
1- 1	0- 0	0- 0		AWAY	0- 1		0- 0		1- 0		
3- 1	0- 0	0- 0		NEUTRAL	0- 1		0- 0		3- 0		
<hr/>											
9- 7	0- 0	0- 0		CONFERENCE	1- 3		1- 1		7- 3		
6- 2	0- 0	0- 0		HOME	1- 1		1- 0		4- 1		
3- 5	0- 0	0- 0		AWAY	0- 2		0- 1		3- 2		
0- 0	0- 0	0- 0		NEUTRAL	0- 0		0- 0		0- 0		
<hr/>											
RPI S	Opponent	Score	RPI S	Opponent	Score	RPI S	Opponent	Score	RPI S	Opponent	Score
						66 A	TCU	1 3	105 A	Colgate	0 3
						68 H	Radford	0 3	105 H	Colgate	3 0
						71 A	American	0 3	153 H	Central Conn. St.	2 3
						71 H	American	1 3	164 A	Army West Point	0 3
						76 A	Navy	1 3	164 H	Army West Point	2 3
						76 H	Navy	3 2	191 N	Utah Valley	3 0
						83 H	Villanova	3 0	207 A	Sacred Heart	3 1
						84 N	Duke	2 3	232 A	Bucknell	2 3
									232 H	Bucknell	3 0
									256 H	Marist	1 3
									261 H	Saint Francis (PA)	3 0
									283 N	Brown	3 0
									286 A	Loyola Maryland	3 0
									286 H	Loyola Maryland	3 1
									301 N	Hartford	3 0
									309 A	Holy Cross	3 1
									309 H	Holy Cross	3 0
									317 A	Lafayette	3 0
									317 H	Lafayette	3 1
									323 H	Coppin St.	3 0
									330 H	Norfolk St.	3 0
									333 H	Saint Peter's	3 0
<hr/>											
LAST 10 GAMES											
164 A Army West Point						0	3	232 A Bucknell		2	3
76 H Navy						3	2	105 A Colgate		0	3
71 H American						1	3	309 A Holy Cross		3	1
286 A Loyola Maryland						3	0	164 H Army West Point		2	3
317 A Lafayette						3	0	76 A Navy		1	3

Non-Div. I Games:

Lehigh

Average RPI Win:	263	WON-LOST RECORD	WINNING PCT. RANK	LAST 10 GAMES	STRENGTH OF SCHEDULE	OPP. STRENGTH OF SCHEDULE	TEAM RPI	ADJ RPI	CONF. RPI	ADJ CONF. RPI	
DIV. I ONLY		13- 15	.46429 186	6- 4	126	177	169	.49823 169	17	17	
DIV. I NON-CONF.		5- 9	.35714 237	0- 0	106	151	184	.48698 183	17	18	
<hr/>											
TOTALS	RPI 1-25	RPI 26-50		W-L RECORDS	RPI 51-100		RPI 101-150		RPI 150+		
13- 15	0- 3	0- 2		OVERALL	0- 2		0- 3		13- 5		
8- 3	0- 0	0- 1		HOME	0- 0		0- 0		8- 2		
4- 8	0- 1	0- 1		AWAY	0- 2		0- 3		4- 1		
1- 4	0- 2	0- 0		NEUTRAL	0- 0		0- 0		1- 2		
<hr/>											
5- 9	0- 3	0- 0		NON-CONFERENCE	0- 1		0- 2		5- 3		
3- 1	0- 0	0- 0		HOME	0- 0		0- 0		3- 1		
1- 4	0- 1	0- 0		AWAY	0- 1		0- 2		1- 0		
1- 4	0- 2	0- 0		NEUTRAL	0- 0		0- 0		1- 2		
<hr/>											
8- 6	0- 0	0- 2		CONFERENCE	0- 1		0- 1		8- 2		
5- 2	0- 0	0- 1		HOME	0- 0		0- 0		5- 1		
3- 4	0- 0	0- 1		AWAY	0- 1		0- 1		3- 1		
0- 0	0- 0	0- 0		NEUTRAL	0- 0		0- 0		0- 0		
<hr/>											
RPI S	Opponent	Score	RPI S	Opponent	Score	RPI S	Opponent	Score	RPI S	Opponent	Score
16 N	Wichita St.	0 3	42 A	VCU	0 3	53 A	Dayton	1 3	112 A	Bowling Green	0 3
19 N	Cal Poly	0 3	42 H	VCU	1 3	56 A	Butler	0 3	114 A	Ball St.	2 3
22 A	Oregon	0 3							146 A	Saint Louis	2 3
									152 N	Xavier	0 3
									162 N	Ill.-Chicago	0 3
									171 H	Northern Ky.	1 3
									197 H	Rhode Island	2 3
									235 H	Robert Morris	3 0
									237 A	La Salle	3 1
									237 H	La Salle	3 0
									242 A	George Washington	1 3
									242 H	George Washington	3 1
									247 H	Fordham	3 0
									255 A	Davidson	3 0
									255 H	Davidson	3 2
									261 A	Saint Francis (PA)	3 2
									269 N	Evansville	3 2
									275 A	George Mason	3 0
									275 H	George Mason	3 1
									304 H	Canisius	3 1
									323 H	Coppin St.	3 0
			LAST 10 GAMES								
			237 A	La Salle	3 1	237 H	La Salle	3 0			
			42 H	VCU	1 3	247 H	Fordham	3 0			
			255 H	Davidson	3 2	197 H	Rhode Island	2 3			
			275 A	George Mason	3 0	255 A	Davidson	3 0			
			242 A	George Washington	1 3	42 A	VCU	0 3			

Non-Div. I Games:

Duquesne

Average RPI Win:	189	WON-LOST	WINNING	LAST 10	STRENGTH OF	OPP. STRENGTH	TEAM	ADJ	CONF.	ADJ CONF.	
Average RPI Loss:	85	RECORD	PCT. RANK	GAMES	SCHEDULE	OF SCHEDULE	RPI	RPI	RPI	RPI	
DIV. I ONLY	7- 18	.28	276	4- 6	47	77	174	.49806	170	9	9
DIV. I NON-CONF.	1- 11	.08333	314	0- 0	44	48	218	.46536	213	8	8
<hr/>											
TOTALS	RPI 1-25	RPI 26-50		W-L RECORDS		RPI 51-100		RPI 101-150		RPI 150+	
7- 18	0- 4	0- 5		OVERALL		1- 3		1- 2		5- 4	
5- 6	0- 2	0- 2		HOME		1- 1		0- 1		4- 0	
1- 7	0- 2	0- 2		AWAY		0- 0		1- 0		0- 3	
1- 5	0- 0	0- 1		NEUTRAL		0- 2		0- 1		1- 1	
1- 11	0- 2	0- 3		NON-CONFERENCE		0- 3		0- 1		1- 2	
0- 3	0- 1	0- 1		HOME		0- 1		0- 0		0- 0	
0- 3	0- 1	0- 1		AWAY		0- 0		0- 0		0- 1	
1- 5	0- 0	0- 1		NEUTRAL		0- 2		0- 1		1- 1	
6- 7	0- 2	0- 2		CONFERENCE		1- 0		1- 1		4- 2	
5- 3	0- 1	0- 1		HOME		1- 0		0- 1		4- 0	
1- 4	0- 1	0- 1		AWAY		0- 0		1- 0		0- 2	
0- 0	0- 0	0- 0		NEUTRAL		0- 0		0- 0		0- 0	
RPI S	Opponent	Score	RPI S	Opponent	Score	RPI S	Opponent	Score	RPI S	Opponent	Score
9 H	Southern California	0 3	26 A	Pittsburgh	0 3	74 H	UC Irvine	3 2	101 N	Pacific	1 3
17 A	Baylor	0 3	39 N	Florida St.	2 3	75 N	Cleveland St.	1 3	135 A	UC Davis	3 1
19 A	Cal Poly	1 3	47 A	Hawaii	0 3	77 H	Yale	1 3	135 H	UC Davis	1 3
19 H	Cal Poly	1 3	47 H	Hawaii	1 3	96 N	Illinois St.	0 3	167 A	Utah St.	0 3
			49 H	Arkansas	2 3				185 A	CSUN	1 3
									185 H	CSUN	3 0
									203 N	Eastern Ky.	3 1
									206 A	Long Beach St.	0 3
									206 H	Long Beach St.	3 1
									216 N	Montana St.	1 3
									225 H	UC Riverside	3 0
									292 H	Cal St. Fullerton	3 0
			LAST 10 GAMES								
			135 H	UC Davis	1 3	206 H	Long Beach St.	3 1			
			74 H	UC Irvine	3 2	135 A	UC Davis	3 1			
			19 A	Cal Poly	1 3	19 H	Cal Poly	1 3			
			47 H	Hawaii	1 3	47 A	Hawaii	0 3			
			185 H	CSUN	3 0	206 A	Long Beach St.	0 3			

Non-Div. I Games:

UC Santa Barbara

Average RPI Win: 225		WON-LOST RECORD		WINNING PCT. RANK		LAST 10 GAMES		STRENGTH OF SCHEDULE		OPP. STRENGTH OF SCHEDULE		TEAM RPI		ADJ RPI		CONF. RPI		ADJ CONF. RPI	
DIV. I ONLY		11- 14		.44 199		3- 7		117		164		170		.4962 171		14		14	
DIV. I NON-CONF.		4- 5		.44444 203		0- 0		80		159		130		.52107 131		12		12	
TOTALS		RPI 1-25		RPI 26-50		W-L RECORDS		RPI 51-100		RPI 101-150		RPI 150+							
11- 14		0- 1		0- 0		OVERALL		0- 4		0- 7		11- 2							
5- 6		0- 0		0- 0		HOME		0- 2		0- 4		5- 0							
4- 6		0- 1		0- 0		AWAY		0- 1		0- 3		4- 1							
2- 2		0- 0		0- 0		NEUTRAL		0- 1		0- 0		2- 1							
4- 5		0- 1		0- 0		NON-CONFERENCE		0- 2		0- 1		4- 1							
1- 2		0- 0		0- 0		HOME		0- 1		0- 1		1- 0							
1- 1		0- 1		0- 0		AWAY		0- 0		0- 0		1- 0							
2- 2		0- 0		0- 0		NEUTRAL		0- 1		0- 0		2- 1							
7- 9		0- 0		0- 0		CONFERENCE		0- 2		0- 6		7- 1							
4- 4		0- 0		0- 0		HOME		0- 1		0- 3		4- 0							
3- 5		0- 0		0- 0		AWAY		0- 1		0- 3		3- 1							
0- 0		0- 0		0- 0		NEUTRAL		0- 0		0- 0		0- 0							
RPI	S	Opponent		Score		RPI	S	Opponent		Score		RPI	S	Opponent		Score			
2	A	Florida		0 3								102	A	IUPUI		1 3			
												102	H	IUPUI		1 3			
												108	A	Oakland		1 3			
												108	H	Oakland		1 3			
												112	H	Bowling Green		2 3			
												127	A	Green Bay		1 3			
												127	H	Green Bay		1 3			
												162	A	Ill.-Chicago		3 0			
												162	H	Ill.-Chicago		3 2			
												169	A	Duquesne		3 1			
												190	H	Seattle U		3 1			
												219	A	Wright St.		3 1			
												219	H	Wright St.		3 2			
												233	A	Milwaukee		0 3			
												233	H	Milwaukee		3 1			
												235	N	Robert Morris		3 0			
												244	N	Florida A&M		1 3			
												290	A	Youngstown St.		3 1			
												290	H	Youngstown St.		3 0			
												304	N	Canisius		3 0			
						LAST 10 GAMES													
						127 H Green Bay 1 3						108 H Oakland 1 3							
						75 H Cleveland St. 1 3						102 H IUPUI 1 3							
						162 A Ill.-Chicago 3 0						219 A Wright St. 3 1							
						233 A Milwaukee 0 3						127 A Green Bay 1 3							
						290 H Youngstown St. 3 0						75 A Cleveland St. 0 3							

Non-Div. I Games:

Northern Ky.

Average RPI Win:	211	WON-LOST	WINNING	LAST 10	STRENGTH OF	OPP. STRENGTH	TEAM	ADJ	CONF.	ADJ CONF.		
Average RPI Loss:	134	RECORD	PCT. RANK	GAMES	SCHEDULE	OF SCHEDULE	RPI	RPI	RPI	RPI		
DIV. I ONLY		13- 14	.48148	177	7- 3	149	184	173	.49551	172	18	18
DIV. I NON-CONF.		4- 7	.36364	232	0- 0	127	150	190	.48152	190	18	17
<hr/>												
TOTALS	RPI 1-25	RPI 26-50		W-L RECORDS		RPI 51-100		RPI 101-150		RPI 150+		
13- 14	0- 0	0- 3		OVERALL		1- 3		2- 2		10- 6		
5- 6	0- 0	0- 0		HOME		1- 0		1- 2		3- 4		
6- 6	0- 0	0- 2		AWAY		0- 3		1- 0		5- 1		
2- 2	0- 0	0- 1		NEUTRAL		0- 0		0- 0		2- 1		
<hr/>												
4- 7	0- 0	0- 3		NON-CONFERENCE		0- 1		0- 1		4- 2		
1- 2	0- 0	0- 0		HOME		0- 0		0- 1		1- 1		
1- 3	0- 0	0- 2		AWAY		0- 1		0- 0		1- 0		
2- 2	0- 0	0- 1		NEUTRAL		0- 0		0- 0		2- 1		
<hr/>												
9- 7	0- 0	0- 0		CONFERENCE		1- 2		2- 1		6- 4		
4- 4	0- 0	0- 0		HOME		1- 0		1- 1		2- 3		
5- 3	0- 0	0- 0		AWAY		0- 2		1- 0		4- 1		
0- 0	0- 0	0- 0		NEUTRAL		0- 0		0- 0		0- 0		
<hr/>												
RPI	S	Opponent	Score	RPI	S	Opponent	Score	RPI	S	Opponent	Score	
32	N	Western Ky.	0 3	67	A	Miami (OH)	1 3	109	A	Portland St.	3 1	
47	A	Hawaii	0 3	81	A	North Dakota	0 3	109	H	Portland St.	3 1	
47	A	Hawaii	0 3	87	A	Sacramento St.	1 3	125	H	Idaho	2 3	
				87	H	Sacramento St.	3 2	137	H	Arizona St.	1 3	
								167	H	Utah St.	1 3	
								183	N	Valparaiso	3 0	
								184	H	Northern Colo.	2 3	
								211	H	CSU Bakersfield	3 1	
								211	N	CSU Bakersfield	1 3	
								215	A	Weber St.	0 3	
								215	H	Weber St.	2 3	
								216	A	Montana St.	3 1	
								218	A	Idaho St.	3 0	
								218	H	Idaho St.	3 0	
								228	N	Southern Ill.	3 2	
								250	A	Montana	3 0	
								267	H	Eastern Wash.	0 3	
								295	A	Southern Utah	3 0	
								295	H	Southern Utah	3 0	
								318	A	South Dakota St.	3 0	
<hr/>												
LAST 10 GAMES												
295	H	Southern Utah	3 0	87	H	Sacramento St.	3 2					
81	A	North Dakota	0 3	250	A	Montana	3 0					
218	H	Idaho St.	3 0	216	A	Montana St.	3 1					
215	H	Weber St.	2 3	87	A	Sacramento St.	1 3					
109	H	Portland St.	3 1	109	A	Portland St.	3 1					

Non-Div. I Games:

Northern Ariz.

Average RPI Win: 224		WON-LOST	WINNING	LAST 10	STRENGTH OF		OPP. STRENGTH	TEAM	ADJ	CONF.	ADJ CONF.
Average RPI Loss: 110		RECORD	PCT. RANK	GAMES	SCHEDULE		OF SCHEDULE	RPI	RPI	RPI	RPI
DIV. I ONLY		11- 15	.42308	212	4- 6		107	156	176	.49536	173
DIV. I NON-CONF.		5- 5	.5	159	0- 0		121	241	149	.51009	149
TOTALS		RPI 1-25	RPI 26-50		W-L RECORDS		RPI 51-100		RPI 101-150		RPI 150+
11- 15	0- 2	0- 1		OVERALL		0- 5		3- 1		8- 6	
4- 8	0- 1	0- 1		HOME		0- 2		0- 1		4- 3	
5- 5	0- 1	0- 0		AWAY		0- 1		3- 0		2- 3	
2- 2	0- 0	0- 0		NEUTRAL		0- 2		0- 0		2- 0	
5- 5	0- 0	0- 1		NON-CONFERENCE		0- 3		1- 0		4- 1	
2- 2	0- 0	0- 1		HOME		0- 1		0- 0		2- 0	
1- 1	0- 0	0- 0		AWAY		0- 0		1- 0		0- 1	
2- 2	0- 0	0- 0		NEUTRAL		0- 2		0- 0		2- 0	
6- 10	0- 2	0- 0		CONFERENCE		0- 2		2- 1		4- 5	
2- 6	0- 1	0- 0		HOME		0- 1		0- 1		2- 3	
4- 4	0- 1	0- 0		AWAY		0- 1		2- 0		2- 2	
0- 0	0- 0	0- 0		NEUTRAL		0- 0		0- 0		0- 0	
RPI S	Opponent	Score		RPI S	Opponent	Score		RPI S	Opponent	Score	
16 A	Wichita St.	0	3	33 H	LSU	0	3	59 N	Austin Peay	1	3
16 H	Wichita St.	0	3					65 A	SMU	1	3
								69 H	Temple	0	3
								78 H	Northwestern	1	3
								91 N	SFA	1	3
								133 A	Jacksonville	3	0
								134 A	Cincinnati	3	2
								134 H	Cincinnati	0	3
								141 A	Tulsa	3	2
								155 A	East Carolina	1	3
								155 H	East Carolina	1	3
								159 A	Tulane	3	0
								159 H	Tulane	3	1
								189 A	Mississippi St.	0	3
								198 A	Houston	0	3
								198 H	Houston	0	3
								200 H	UConn	0	3
								271 H	Bethune-Cookman	3	1
								272 A	Memphis	3	2
								272 H	Memphis	3	1
								277 N	Presbyterian	3	1
								319 H	Ark.-Pine Bluff	3	0
								322 N	Grambling	3	0
				LAST 10 GAMES							
				159 H	Tulane	3	1	272 H	Memphis	3	1
				198 H	Houston	0	3	198 A	Houston	0	3
				134 A	Cincinnati	3	2	159 A	Tulane	3	0
				155 A	East Carolina	1	3	200 H	UConn	0	3
				16 H	Wichita St.	0	3	69 H	Temple	0	3

Non-Div. I Games:

South Fla.

Average RPI Win:	188	WON-LOST	WINNING	LAST 10	STRENGTH OF	OPP. STRENGTH	TEAM	ADJ	CONF.	ADJ CONF.	
Average RPI Loss:	156	RECORD	PCT. RANK	GAMES	SCHEDULE	OF SCHEDULE	RPI	RPI	RPI	RPI	
DIV. I ONLY	15- 12	.55556	131	4- 6	253	125	177	.49504	174	16	16
DIV. I NON-CONF.	7- 4	.63636	100	0- 0	239	120	148	.51102	148	11	11
<hr/>											
TOTALS	RPI 1-25	RPI 26-50		W-L RECORDS	RPI 51-100		RPI 101-150		RPI 150+		
15- 12	0- 0	0- 0		OVERALL	2- 1		3- 3		10- 8		
8- 2	0- 0	0- 0		HOME	0- 0		2- 2		6- 0		
2- 9	0- 0	0- 0		AWAY	1- 1		0- 1		1- 7		
5- 1	0- 0	0- 0		NEUTRAL	1- 0		1- 0		3- 1		
<hr/>											
7- 4	0- 0	0- 0		NON-CONFERENCE	1- 1		2- 0		4- 3		
2- 0	0- 0	0- 0		HOME	0- 0		1- 0		1- 0		
0- 3	0- 0	0- 0		AWAY	0- 1		0- 0		0- 2		
5- 1	0- 0	0- 0		NEUTRAL	1- 0		1- 0		3- 1		
<hr/>											
8- 8	0- 0	0- 0		CONFERENCE	1- 0		1- 3		6- 5		
6- 2	0- 0	0- 0		HOME	0- 0		1- 2		5- 0		
2- 6	0- 0	0- 0		AWAY	1- 0		0- 1		1- 5		
0- 0	0- 0	0- 0		NEUTRAL	0- 0		0- 0		0- 0		
<hr/>											
RPI S	Opponent	Score	RPI S	Opponent	Score	RPI S	Opponent	Score	RPI S	Opponent	Score
						67 A	Miami (OH)	3 1	108 H	Oakland	3 0
						70 N	Texas St.	3 1	112 H	Bowling Green	1 3
						88 A	Tennessee	1 3	114 A	Ball St.	1 3
									114 H	Ball St.	2 3
									134 N	Cincinnati	3 1
									142 H	Ohio	3 1
									152 A	Xavier	2 3
									161 N	Wofford	2 3
									165 A	Central Mich.	0 3
									165 H	Central Mich.	3 1
									176 A	Buffalo	1 3
									181 A	UNCW	2 3
									186 A	Northern Ill.	1 3
									186 H	Northern Ill.	3 1
									196 A	Eastern Mich.	0 3
									196 H	Eastern Mich.	3 1
									221 N	Liberty	3 0
									224 A	Toledo	1 3
									224 H	Toledo	3 1
									228 H	Southern Ill.	3 0
			236 H	Kent St.	3 1						
			LAST 10 GAMES			242 N	George Washington	3 1			
						285 A	Akron	3 1			
						315 N	Morgan St.	3 0			
			114 H	Ball St.	2 3				186 A	Northern Ill.	1 3
			224 H	Toledo	3 1				142 H	Ohio	3 1
			165 A	Central Mich.	0 3				236 H	Kent St.	3 1
			196 A	Eastern Mich.	0 3				176 A	Buffalo	1 3
			112 H	Bowling Green	1 3				285 A	Akron	3 1

Non-Div. I Games:

Western Mich.

Average RPI Win:	209	WON-LOST RECORD	WINNING PCT. RANK	LAST 10 GAMES	STRENGTH OF SCHEDULE	OPP. STRENGTH OF SCHEDULE	TEAM RPI	ADJ RPI	CONF. RPI	ADJ CONF. RPI	
DIV. I ONLY		15- 15	.5 161	4- 6	189	139	178	.49485 175	11	11	
DIV. I NON-CONF.		9- 5	.64286 95	1- 1	272	181	168	.49508 169	10	10	
<hr/>											
TOTALS	RPI 1-25	RPI 26-50		W-L RECORDS	RPI 51-100		RPI 101-150		RPI 150+		
15- 15	0- 1	0- 2		OVERALL	2- 3		2- 4		11- 5		
6- 6	0- 0	0- 1		HOME	0- 2		2- 1		4- 2		
4- 8	0- 1	0- 1		AWAY	2- 0		0- 3		2- 3		
5- 1	0- 0	0- 0		NEUTRAL	0- 1		0- 0		5- 0		
<hr/>											
9- 5	0- 1	0- 0		NON-CONFERENCE	0- 1		1- 1		8- 2		
3- 1	0- 0	0- 0		HOME	0- 0		1- 0		2- 1		
1- 3	0- 1	0- 0		AWAY	0- 0		0- 1		1- 1		
5- 1	0- 0	0- 0		NEUTRAL	0- 1		0- 0		5- 0		
<hr/>											
6- 10	0- 0	0- 2		CONFERENCE	2- 2		1- 3		3- 3		
3- 5	0- 0	0- 1		HOME	0- 2		1- 1		2- 1		
3- 5	0- 0	0- 1		AWAY	2- 0		0- 2		1- 2		
0- 0	0- 0	0- 0		NEUTRAL	0- 0		0- 0		0- 0		
<hr/>											
RPI S	Opponent	Score		RPI S	Opponent	Score		RPI S	Opponent	Score	
15 A	Iowa St.	0	3	31 A	Colorado St.	0	3	79 A	Wyoming	3	0
				31 H	Colorado St.	2	3	79 H	Wyoming	1	3
								81 N	North Dakota	0	3
								93 A	Boise St.	3	1
								93 H	Boise St.	1	3

Non-Div. I Games:

New Mexico

Non-Div. I Games:

Buffalo

Average RPI Win:	236	WON-LOST	WINNING	LAST 10	STRENGTH OF	OPP. STRENGTH	TEAM	ADJ	CONF.	ADJ CONF.	
Average RPI Loss:	98	RECORD	PCT. RANK	GAMES	SCHEDULE	OF SCHEDULE	RPI	RPI	RPI	RPI	
DIV. I ONLY	16- 15	.51613	159	2- 8	209	123	172	.49453	177	7	7
DIV. I NON-CONF.	11- 4	.73333	67	0- 0	277	285	152	.50531	153	7	7
<hr/>											
TOTALS	RPI 1-25	RPI 26-50		W-L RECORDS		RPI 51-100		RPI 101-150		RPI 150+	
16- 15	0- 2	0- 2		OVERALL		1- 5		0- 2		15- 4	
9- 6	0- 2	0- 1		HOME		1- 2		0- 1		8- 0	
3- 7	0- 0	0- 1		AWAY		0- 2		0- 1		3- 3	
4- 2	0- 0	0- 0		NEUTRAL		0- 1		0- 0		4- 1	
<hr/>											
11- 4	0- 0	0- 0		NON-CONFERENCE		0- 1		0- 0		11- 3	
5- 0	0- 0	0- 0		HOME		0- 0		0- 0		5- 0	
2- 2	0- 0	0- 0		AWAY		0- 0		0- 0		2- 2	
4- 2	0- 0	0- 0		NEUTRAL		0- 1		0- 0		4- 1	
<hr/>											
5- 11	0- 2	0- 2		CONFERENCE		1- 4		0- 2		4- 1	
4- 6	0- 2	0- 1		HOME		1- 2		0- 1		3- 0	
1- 5	0- 0	0- 1		AWAY		0- 2		0- 1		1- 1	
0- 0	0- 0	0- 0		NEUTRAL		0- 0		0- 0		0- 0	
<hr/>											
RPI	S	Opponent	Score	RPI	S	Opponent	Score	RPI	S	Opponent	Score
9	H	Creighton	0 <div>3</div>	30	A	Marquette	0 <div>3</div>	56	A	Butler	0 <div>3</div>
9	H	Creighton	1 <div>3</div>	30	H	Marquette	0 <div>3</div>	56	H	Butler	0 <div>3</div>
								82	N	West Virginia	1 <div>3</div>
								83	H	Villanova	3 1
								92	A	Seton Hall	0 <div>3</div>
								92	H	Seton Hall	1 <div>3</div>
								126 A St. John's (NY) 0 <div>3</div>			
								126 H St. John's (NY) 1 <div>3</div>			
								152 A Xavier 1 <div>3</div>			
								152 H Xavier 3 1			
								155 N East Carolina 3 0			
								157 N Fairfield 3 0			
								164 A Army West Point 0 <div>3</div>			
								166 A Bryant 0 <div>3</div>			
								209 H Georgetown 3 2			
								232 N Bucknell 3 1			
								234 A Boston College 3 1			
								248 A DePaul 3 0			
								248 H DePaul 3 0			
								249 N UAB 3 2			
								283 H Brown 3 0			
								285 N Akron 1 <div>3</div>			
								287 A Stetson 3 0			
								293 H Rider 3 0			
								309 H Holy Cross 3 1			
								310 H St. Francis Brooklyn 3 0			
								325 H Fairleigh Dickinson 3 0			
				LAST 10 GAMES							
				152 A Xavier 1 <div>3</div>				9 H Creighton 1 <div>3</div>			
				56 A Butler 0 <div>3</div>				126 H St. John's (NY) 1 <div>3</div>			
				30 H Marquette 0 <div>3</div>				92 H Seton Hall 1 <div>3</div>			
				248 H DePaul 3 0				56 H Butler 0 <div>3</div>			
				9 H Creighton 0 <div>3</div>				152 H Xavier 3 1			

Non-Div. I Games:

Providence

Average RPI Win:	223	WON-LOST RECORD	WINNING PCT. RANK	LAST 10 GAMES	STRENGTH OF SCHEDULE	OPP. STRENGTH OF SCHEDULE	TEAM RPI	ADJ RPI	CONF. RPI	ADJ CONF. RPI							
Average RPI Loss:	140																
DIV. I ONLY	12- 11	.52174	153	6- 4	202	185	179	.49415	178	12	12						
DIV. I NON-CONF.	5- 4	.55556	137	0- 0	278	234	213	.46716	210	16	16						
<hr/>																	
TOTALS	RPI 1-25	RPI 26-50		W-L RECORDS	RPI 51-100		RPI 101-150		RPI 150+								
12- 11	0- 0	0- 0		OVERALL	1- 4		1- 1		10- 6								
6- 3	0- 0	0- 0		HOME	1- 2		1- 0		4- 1								
4- 6	0- 0	0- 0		AWAY	0- 2		0- 1		4- 3								
2- 2	0- 0	0- 0		NEUTRAL	0- 0		0- 0		2- 2								
<hr/>																	
5- 4	0- 0	0- 0		NON-CONFERENCE	0- 1		0- 0		5- 3								
1- 1	0- 0	0- 0		HOME	0- 1		0- 0		1- 0								
2- 1	0- 0	0- 0		AWAY	0- 0		0- 0		2- 1								
2- 2	0- 0	0- 0		NEUTRAL	0- 0		0- 0		2- 2								
<hr/>																	
7- 7	0- 0	0- 0		CONFERENCE	1- 3		1- 1		5- 3								
5- 2	0- 0	0- 0		HOME	1- 1		1- 0		3- 1								
2- 5	0- 0	0- 0		AWAY	0- 2		0- 1		2- 2								
0- 0	0- 0	0- 0		NEUTRAL	0- 0		0- 0		0- 0								
<hr/>																	
RPI S	Opponent	Score	RPI S	Opponent	Score	RPI S	Opponent	Score	RPI S	Opponent	Score						
						63 A Princeton	0	3	136 A Cornell	1	3						
						63 H Princeton	0	3	136 H Cornell	3	1						
						76 H Navy	1	3	151 A Harvard	1	3						
						77 A Yale	1	3	151 H Harvard	2	3						
						77 H Yale	3	2	154 N Campbell	2	3						
									165 N Central Mich.	3	1						
									202 A Dartmouth	0	3						
									202 H Dartmouth	3	1						
									213 A Columbia	3	2						
									213 H Columbia	3	2						
									229 N Rutgers	1	3						
									235 A Robert Morris	3	2						
									237 A La Salle	2	3						
									275 A George Mason	3	0						
									280 N Middle Tenn.	3	0						
									283 A Brown	3	2						
									283 H Brown	3	0						
									316 H Siena	3	0						
									LAST 10 GAMES								
									151 A Harvard	1	3	283 H Brown	3	0			
			202 A Dartmouth	0	3	63 H Princeton	0	3									
			213 H Columbia	3	2	136 A Cornell	1	3									
			136 H Cornell	3	1	213 A Columbia	3	2									
			77 H Yale	3	2	202 H Dartmouth	3	1									

Non-Div. I Games:

Penn

[illegible]

Non-Div. I Games:

McNeese

Average RPI Win:	256	WON-LOST	WINNING	LAST 10	STRENGTH OF	OPP. STRENGTH	TEAM	ADJ	CONF.	ADJ CONF.	
Average RPI Loss:	137	RECORD	PCT. RANK	GAMES	SCHEDULE	OF SCHEDULE	RPI	RPI	RPI	RPI	
DIV. I ONLY	19- 11	.63333	97	4- 6	289	244	175	.49281	180	13	13
DIV. I NON-CONF.	13- 3	.8125	45	0- 0	317	294	156	.50195	158	15	15
<hr/>											
TOTALS	RPI 1-25	RPI 26-50		W-L RECORDS	RPI 51-100		RPI 101-150		RPI 150+		
19- 11	0- 0	0- 2		OVERALL	0- 3		2- 2		17- 4		
6- 7	0- 0	0- 2		HOME	0- 2		0- 2		6- 1		
8- 3	0- 0	0- 0		AWAY	0- 1		2- 0		6- 2		
5- 1	0- 0	0- 0		NEUTRAL	0- 0		0- 0		5- 1		
<hr/>											
13- 3	0- 0	0- 0		NON-CONFERENCE	0- 0		1- 1		12- 2		
4- 2	0- 0	0- 0		HOME	0- 0		0- 1		4- 1		
4- 0	0- 0	0- 0		AWAY	0- 0		1- 0		3- 0		
5- 1	0- 0	0- 0		NEUTRAL	0- 0		0- 0		5- 1		
<hr/>											
6- 8	0- 0	0- 2		CONFERENCE	0- 3		1- 1		5- 2		
2- 5	0- 0	0- 2		HOME	0- 2		0- 1		2- 0		
4- 3	0- 0	0- 0		AWAY	0- 1		1- 0		3- 2		
0- 0	0- 0	0- 0		NEUTRAL	0- 0		0- 0		0- 0		
<hr/>											
RPI S	Opponent	Score	RPI S	Opponent	Score	RPI S	Opponent	Score	RPI S	Opponent	Score
			32 H	Western Ky.	0 3	64 H	Rice	1 3	107 A	UTSA	3 1
			48 H	North Texas	2 3	86 A	Fla. Atlantic	1 3	132 A	UNCG	3 1
						86 H	Fla. Atlantic	0 3	138 H	Southern Miss.	0 3
									149 H	Belmont	2 3
									163 H	Elon	2 3
									195 A	Marshall	0 3
									195 H	Marshall	3 1
									232 N	Bucknell	3 0
									249 A	UAB	3 1
									252 N	North Florida	3 0
									255 H	Davidson	3 2
									260 H	USC Upstate	3 0
									267 N	Eastern Wash.	3 0
									271 N	Bethune-Cookman	2 3
									273 H	UTEP	3 1
									274 A	FIU	3 0
									275 A	George Mason	3 1
									279 A	Louisiana Tech	3 0
									280 A	Middle Tenn.	2 3
									286 N	Loyola Maryland	3 0
									295 H	Southern Utah	3 2
									297 N	Hampton	3 0
									300 A	Ga. Southern	3 1
									304 A	Canisius	3 0
									331 H	South Carolina St.	3 0
			LAST 10 GAMES								
			86 H	Fla. Atlantic	0 3	138 H	Southern Miss.	0 3			
			107 A	UTSA	3 1	48 H	North Texas	2 3			
			195 A	Marshall	0 3	280 A	Middle Tenn.	2 3			
			279 A	Louisiana Tech	3 0	274 A	FIU	3 0			
			64 H	Rice	1 3	273 H	UTEP	3 1			

Non-Div. I Games:

Charlotte

Average RPI Win: 224		WON-LOST RECORD	WINNING PCT. RANK		LAST 10 GAMES		STRENGTH OF SCHEDULE		OPP. STRENGTH OF SCHEDULE		TEAM RPI	ADJ RPI	CONF. RPI	ADJ CONF. RPI	
Average RPI Loss: 104															
DIV. I ONLY		11- 17	.39286	225	4- 6		96		152		181	.49177	181	10	10
DIV. I NON-CONF.		6- 6	.5	159	0- 0		168		169		159	.5004	160	13	14
TOTALS		RPI 1-25		RPI 26-50		W-L RECORDS		RPI 51-100		RPI 101-150		RPI 150+			
11- 17	0- 0			0- 2		OVERALL		0- 8		2- 3		9- 4			
9- 5	0- 0			0- 0		HOME		0- 3		1- 1		8- 1			
1- 10	0- 0			0- 1		AWAY		0- 4		0- 2		1- 3			
1- 2	0- 0			0- 1		NEUTRAL		0- 1		1- 0		0- 0			
6- 6	0- 0			0- 2		NON-CONFERENCE		0- 2		1- 0		5- 2			
5- 1	0- 0			0- 0		HOME		0- 0		0- 0		5- 1			
0- 3	0- 0			0- 1		AWAY		0- 1		0- 0		0- 1			
1- 2	0- 0			0- 1		NEUTRAL		0- 1		1- 0		0- 0			
5- 11	0- 0			0- 0		CONFERENCE		0- 6		1- 3		4- 2			
4- 4	0- 0			0- 0		HOME		0- 3		1- 1		3- 0			
1- 7	0- 0			0- 0		AWAY		0- 3		0- 2		1- 2			
0- 0	0- 0			0- 0		NEUTRAL		0- 0		0- 0		0- 0			
RPI S	Opponent	Score	RPI S	Opponent	Score	RPI S	Opponent	Score	RPI S	Opponent	Score				
			36 N	NC State	2 3	52 A	Col. of Charleston	0 3	110 A	Hofstra	1 3				
			44 A	High Point	0 3	52 H	Col. of Charleston	1 3	110 H	Hofstra	2 3				
						61 A	James Madison	1 3	122 A	Northeastern	1 3				
						61 H	James Madison	0 3	122 H	Northeastern	3 0				
						62 A	Towson	2 3	139 N	South Carolina	3 1				
						62 H	Towson	1 3	154 A	Campbell	0 3				
						78 N	Northwestern	0 3	163 A	Elon	0 3				
						84 A	Duke	0 3	163 H	Elon	3 1				
									174 H	Western Mich.	3 2				
									221 H	Liberty	3 1				
									240 H	Appalachian St.	1 3				
									255 H	Davidson	3 1				
									258 A	Delaware	3 0				
									258 H	Delaware	3 2				
									278 A	William & Mary	1 3				
									278 H	William & Mary	3 0				
									286 H	Loyola Maryland	3 0				
									315 H	Morgan St.	3 0				
			LAST 10 GAMES												
			163 H	Elon	3 1	110 H	Hofstra	2 3							
			278 H	William & Mary	3 0	61 H	James Madison	0 3							
			62 A	Towson	2 3	122 H	Northeastern	3 0							
			258 A	Delaware	3 0	163 A	Elon	0 3							
			52 A	Col. of Charleston	0 3	278 A	William & Mary	1 3							

Non-Div. I Games:

UNCW

Average RPI Win:	234	WON-LOST RECORD	WINNING PCT. RANK	LAST 10 GAMES	STRENGTH OF SCHEDULE	OPP. STRENGTH OF SCHEDULE	TEAM RPI	ADJ RPI	CONF. RPI	ADJ CONF. RPI	
DIV. I ONLY	16- 12	.57143	123	5- 5	243	254	182	.49162	182	29	28
DIV. I NON-CONF.	10- 6	.625	109	1- 0	138	215	110	.53665	110	27	27
TOTALS	RPI 1-25	RPI 26-50	W-L RECORDS		RPI 51-100	RPI 101-150	RPI 150+				
16- 12	0- 0	0- 0	OVERALL		0- 2	3- 2	13- 8				
4- 4	0- 0	0- 0	HOME		0- 0	0- 1	4- 3				
6- 5	0- 0	0- 0	AWAY		0- 1	2- 0	4- 4				
6- 3	0- 0	0- 0	NEUTRAL		0- 1	1- 1	5- 1				
10- 6	0- 0	0- 0	NON-CONFERENCE		0- 2	3- 2	7- 2				
1- 1	0- 0	0- 0	HOME		0- 0	0- 1	1- 0				
3- 2	0- 0	0- 0	AWAY		0- 1	2- 0	1- 1				
6- 3	0- 0	0- 0	NEUTRAL		0- 1	1- 1	5- 1				
6- 6	0- 0	0- 0	CONFERENCE		0- 0	0- 0	6- 6				
3- 3	0- 0	0- 0	HOME		0- 0	0- 0	3- 3				
3- 3	0- 0	0- 0	AWAY		0- 0	0- 0	3- 3				
0- 0	0- 0	0- 0	NEUTRAL		0- 0	0- 0	0- 0				
RPI	S	Opponent	Score	RPI	S	Opponent	Score	RPI	S	Opponent	Score
								105	A	Colgate	3 1
								108	N	Oakland	0 3
								110	H	Hofstra	2 3
								126	A	St. John's (NY)	3 2
								136	N	Cornell	3 1
								151	A	Harvard	3 1
								160	A	Albany (NY)	1 3
								160	H	Albany (NY)	1 3
								166	A	Bryant	1 3
								196	N	Eastern Mich.	3 2
								199	A	New Hampshire	2 3
								199	H	New Hampshire	2 3
								207	N	Sacred Heart	3 0
								235	N	Robert Morris	1 3
								237	N	La Salle	3 1
								239	A	UMBC	3 0
								239	H	UMBC	3 0
								241	A	Binghamton	2 3
								241	H	Binghamton	1 3
								281	H	Iona	3 1
								283	N	Brown	3 0
								301	A	Hartford	3 1
								301	H	Hartford	3 1
								306	A	UMass Lowell	3 0
								306	H	UMass Lowell	3 0
								332	N	Manhattan	3 0
LAST 10 GAMES											
				241	H	Binghamton	1 3	239	A	UMBC	3 0
				160	H	Albany (NY)	1 3	160	A	Albany (NY)	1 3
				199	H	New Hampshire	2 3	241	A	Binghamton	2 3
				306	H	UMass Lowell	3 0	281	H	Iona	3 1
				301	A	Hartford	3 1	306	A	UMass Lowell	3 0

Non-Div. I Games:

Stony Brook

Average RPI Win:	237	WON-LOST	WINNING	LAST 10	STRENGTH OF	OPP. STRENGTH	TEAM	ADJ	CONF.	ADJ CONF.	
Average RPI Loss:	131	RECORD	PCT. RANK	GAMES	SCHEDULE	OF SCHEDULE	RPI	RPI	RPI	RPI	
DIV. I ONLY	16- 14	.53333	151	6- 4	225	195	184	.49109	183	15	15
DIV. I NON-CONF.	9- 5	.64286	95	2- 0	203	220	135	.51756	135	14	13
<hr/>											
TOTALS	RPI 1-25	RPI 26-50		W-L RECORDS		RPI 51-100		RPI 101-150		RPI 150+	
16- 14	0- 0	0- 4		OVERALL		0- 2		2- 3		14- 5	
5- 4	0- 0	0- 1		HOME		0- 1		0- 1		5- 1	
8- 6	0- 0	0- 3		AWAY		0- 1		2- 0		6- 2	
3- 4	0- 0	0- 0		NEUTRAL		0- 0		0- 2		3- 2	
<hr/>											
9- 5	0- 0	0- 1		NON-CONFERENCE		0- 0		1- 2		8- 2	
2- 0	0- 0	0- 0		HOME		0- 0		0- 0		2- 0	
4- 1	0- 0	0- 1		AWAY		0- 0		1- 0		3- 0	
3- 4	0- 0	0- 0		NEUTRAL		0- 0		0- 2		3- 2	
<hr/>											
7- 9	0- 0	0- 3		CONFERENCE		0- 2		1- 1		6- 3	
3- 4	0- 0	0- 1		HOME		0- 1		0- 1		3- 1	
4- 5	0- 0	0- 2		AWAY		0- 1		1- 0		3- 2	
0- 0	0- 0	0- 0		NEUTRAL		0- 0		0- 0		0- 0	
<hr/>											
RPI S	Opponent	Score	RPI S	Opponent	Score	RPI S	Opponent	Score	RPI S	Opponent	Score
			40 A	Notre Dame	1 3	96 A	Illinois St.	2 3	111 N	New Mexico St.	1 3
			41 A	Missouri St.	1 3	96 H	Illinois St.	0 3	124 A	Drake	3 0
			50 A	UNI	2 3				124 H	Drake	0 3
			50 H	UNI	1 3				126 N	St. John's (NY)	0 3
									136 A	Cornell	3 1
									172 N	Northern Ariz.	0 3
									179 N	McNeese	3 1
									188 H	Eastern Ill.	3 1
									197 N	Rhode Island	3 0
									211 N	CSU Bakersfield	1 3
									228 A	Southern Ill.	1 3
									238 H	Fort Wayne	3 0
									241 N	Binghamton	3 1
									245 A	Indiana St.	1 3
									245 H	Indiana St.	0 3
									259 A	Bradley	3 0
									259 H	Bradley	3 0
									264 A	Loyola Chicago	3 1
									264 H	Loyola Chicago	3 0
									269 A	Evansville	3 1
									269 H	Evansville	3 0
									289 A	Western Ill.	3 0
									296 A	Chicago St.	3 0
									318 A	South Dakota St.	3 0
			LAST 10 GAMES								
			245 A	Indiana St.	1 3	41 A	Missouri St.	1 3	296 A	Chicago St.	3 0
			269 A	Evansville	3 1	264 H	Loyola Chicago	3 0	318 A	South Dakota St.	3 0
			259 H	Bradley	3 0	50 A	UNI	2 3			
			96 H	Illinois St.	0 3	124 A	Drake	3 0			
			296 A	Chicago St.	3 0	238 H	Fort Wayne	3 0			

Non-Div. I Games:

Valparaiso

Average RPI Win:	234	WON-LOST RECORD	WINNING PCT. RANK	LAST 10 GAMES	STRENGTH OF SCHEDULE	OPP. STRENGTH OF SCHEDULE	TEAM RPI	ADJ RPI	CONF. RPI	ADJ CONF. RPI	
DIV. I ONLY		14- 15	.48276 172	5- 5	167	208	185	.49108 184	18	18	
DIV. I NON-CONF.		7- 6	.53846 145	0- 0	134	199	134	.51852 134	18	17	
<hr/>											
TOTALS	RPI 1-25	RPI 26-50		W-L RECORDS	RPI 51-100		RPI 101-150		RPI 150+		
14- 15	0- 0	0- 1		OVERALL	0- 6		1- 5		13- 3		
7- 7	0- 0	0- 0		HOME	0- 4		1- 1		6- 2		
4- 7	0- 0	0- 1		AWAY	0- 2		0- 3		4- 1		
3- 1	0- 0	0- 0		NEUTRAL	0- 0		0- 1		3- 0		
<hr/>											
7- 6	0- 0	0- 1		NON-CONFERENCE	0- 3		1- 2		6- 0		
3- 3	0- 0	0- 0		HOME	0- 3		1- 0		2- 0		
1- 2	0- 0	0- 1		AWAY	0- 0		0- 1		1- 0		
3- 1	0- 0	0- 0		NEUTRAL	0- 0		0- 1		3- 0		
<hr/>											
7- 9	0- 0	0- 0		CONFERENCE	0- 3		0- 3		7- 3		
4- 4	0- 0	0- 0		HOME	0- 1		0- 1		4- 2		
3- 5	0- 0	0- 0		AWAY	0- 2		0- 2		3- 1		
0- 0	0- 0	0- 0		NEUTRAL	0- 0		0- 0		0- 0		
<hr/>											
RPI S	Opponent	Score	RPI S	Opponent	Score	RPI S	Opponent	Score	RPI S	Opponent	Score
			31 A	Colorado St.	0 3	73 H	Ole Miss	0 3	109 A	Portland St.	1 3
						81 A	North Dakota	1 3	123 N	Portland	1 3
						81 H	North Dakota	0 3	125 A	Idaho	0 3
						84 H	Duke	0 3	125 H	Idaho	0 3
						87 A	Sacramento St.	0 3	144 H	South Dakota	3 2
						97 H	UCF	2 3	148 A	North Dakota St.	0 3
									172 A	Northern Ariz.	3 2
									175 A	New Mexico	3 0
									210 H	Air Force	3 0
									215 H	Weber St.	1 3
									216 A	Montana St.	3 0
									216 H	Montana St.	3 0
									218 H	Idaho St.	0 3
									230 N	UT Arlington	3 1
									244 N	Florida A&M	3 1
									250 A	Montana	3 0
									250 H	Montana	3 0
									267 A	Eastern Wash.	2 3
									267 H	Eastern Wash.	3 1
									294 N	San Francisco	3 0
									295 H	Southern Utah	3 1
									319 H	Ark.-Pine Bluff	3 0
<hr/>											
			LAST 10 GAMES								
			81 A	North Dakota	1 3	216 H	Montana St.	3 0			
			295 H	Southern Utah	3 1	218 H	Idaho St.	0 3			
			267 A	Eastern Wash.	2 3	215 H	Weber St.	1 3			
			125 A	Idaho	0 3	216 A	Montana St.	3 0			
			250 H	Montana	3 0	250 A	Montana	3 0			

Non-Div. I Games:

Northern Colo.

Average RPI Win:	202	WON-LOST	WINNING	LAST 10	STRENGTH OF	OPP. STRENGTH	TEAM	ADJ	CONF.	ADJ CONF.	
Average RPI Loss:	113	RECORD	PCT. RANK	GAMES	SCHEDULE	OF SCHEDULE	RPI	RPI	RPI	RPI	
DIV. I ONLY		12- 14	.46154 188	3- 7	177	104	183	.48999 185	9	9	
DIV. I NON-CONF.		6- 6	.5 159	0- 0	248	134	203	.47066 205	8	8	
<hr/>											
TOTALS	RPI 1-25	RPI 26-50		W-L RECORDS	RPI 51-100		RPI 101-150		RPI 150+		
12- 14	0- 2	0- 2		OVERALL	0- 2		4- 4		8- 4		
7- 4	0- 1	0- 1		HOME	0- 1		2- 1		5- 0		
3- 7	0- 1	0- 1		AWAY	0- 1		2- 1		1- 3		
2- 3	0- 0	0- 0		NEUTRAL	0- 0		0- 2		2- 1		
6- 6	0- 0	0- 0		NON-CONFERENCE	0- 0		3- 3		3- 3		
3- 0	0- 0	0- 0		HOME	0- 0		2- 0		1- 0		
1- 3	0- 0	0- 0		AWAY	0- 0		1- 1		0- 2		
2- 3	0- 0	0- 0		NEUTRAL	0- 0		0- 2		2- 1		
6- 8	0- 2	0- 2		CONFERENCE	0- 2		1- 1		5- 1		
4- 4	0- 1	0- 1		HOME	0- 1		0- 1		4- 0		
2- 4	0- 1	0- 1		AWAY	0- 1		1- 0		1- 1		
0- 0	0- 0	0- 0		NEUTRAL	0- 0		0- 0		0- 0		
<hr/>											
RPI S	Opponent	Score	RPI S	Opponent	Score	RPI S	Opponent	Score	RPI S	Opponent	Score
19 A	Cal Poly	0 3	47 A	Hawaii	0 3	74 A	UC Irvine	1 3	106 H	Pepperdine	3 1
19 H	Cal Poly	0 3	47 H	Hawaii	2 3	74 H	UC Irvine	2 3	109 N	Portland St.	1 3
						109 N Portland St.					
						122 H Northeastern					
						123 A Portland					
						135 A UC Davis					
						135 H UC Davis					
						145 A San Diego St.					
						156 A Saint Mary's (CA)					
						170 A UC Santa Barbara					
						170 H UC Santa Barbara					
						203 N Eastern Ky.					
						206 H Long Beach St.					
						215 H Weber St.					
						225 H UC Riverside					
						243 N Fresno St.					
						273 N UTEP					
						292 A Cal St. Fullerton					
						292 H Cal St. Fullerton					
						294 A San Francisco					
<hr/>											
			LAST 10 GAMES								
			225 H UC Riverside			3 0			170 A UC Santa Barbara		
			292 H Cal St. Fullerton			3 0			19 A Cal Poly		
			47 A Hawaii			0 3			47 H Hawaii		
			135 H UC Davis			0 3			74 A UC Irvine		
			74 H UC Irvine			2 3			135 A UC Davis		

Non-Div. I Games:

CSUN

Average RPI Win: 190		WON-LOST	WINNING	LAST 10	STRENGTH OF		OPP. STRENGTH	TEAM	ADJ	CONF.	ADJ CONF.
Average RPI Loss: 97		RECORD	PCT. RANK	GAMES	SCHEDULE		OF SCHEDULE	RPI	RPI	RPI	RPI
DIV. I ONLY		8- 23	.25806	290	48		97	188	.48952	186	16
DIV. I NON-CONF.		1- 14	.06667	318	12		31	179	.49171	176	11
TOTALS		RPI 1-25	RPI 26-50		W-L RECORDS		RPI 51-100		RPI 101-150		RPI 150+
8- 23	0- 3	0- 6		OVERALL		1- 4		1- 4		6- 6	
5- 7	0- 1	0- 1		HOME		1- 2		0- 2		4- 1	
3- 11	0- 1	0- 3		AWAY		0- 0		1- 1		2- 5	
0- 5	0- 1	0- 1		NEUTRAL		0- 2		0- 1		0- 0	
1- 14	0- 3	0- 6		NON-CONFERENCE		1- 3		0- 1		0- 1	
1- 3	0- 1	0- 1		HOME		1- 1		0- 0		0- 0	
0- 6	0- 1	0- 4		AWAY		0- 0		0- 0		0- 1	
0- 5	0- 1	0- 1		NEUTRAL		0- 2		0- 1		0- 0	
7- 9	0- 0	0- 0		CONFERENCE		0- 1		1- 3		6- 5	
4- 4	0- 0	0- 0		HOME		0- 1		0- 2		4- 1	
3- 5	0- 0	0- 0		AWAY		0- 0		1- 1		2- 4	
0- 0	0- 0	0- 0		NEUTRAL		0- 0		0- 0		0- 0	
RPI S	Opponent	Score	RPI S	Opponent	Score	RPI S	Opponent	Score	RPI S	Opponent	Score
15 N	Iowa St.	0 3	32 N	Western Ky.	0 3	53 H	Dayton	1 3	112 A	Bowling Green	2 3
19 H	Cal Poly	0 3	38 A	Ohio St.	1 3	53 N	Dayton	0 3	114 A	Ball St.	3 2
22 A	Oregon	0 3	44 H	High Point	1 3	67 H	Miami (OH)	0 3	114 H	Ball St.	1 3
			45 A	Iowa	0 3	96 H	Illinois St.	3 1	142 H	Ohio	1 3
			45 A	Iowa	0 3	100 N	Loyola Marymount	1 3	150 N	UTRGV	0 3
			50 A	UNI	0 3				165 A	Central Mich.	1 3
									165 H	Central Mich.	3 1
									174 A	Western Mich.	1 3
									174 H	Western Mich.	3 1
									176 A	Buffalo	0 3
									196 A	Eastern Mich.	0 3
									196 H	Eastern Mich.	2 3
									224 A	Toledo	3 1
									224 H	Toledo	3 0
									233 A	Milwaukee	0 3
									236 H	Kent St.	3 0
									285 A	Akron	3 2
			LAST 10 GAMES								
			224 H	Toledo	3 0	174 H	Western Mich.	3 1			
			114 H	Ball St.	1 3	236 H	Kent St.	3 0			
			196 A	Eastern Mich.	0 3	142 H	Ohio	1 3			
			165 A	Central Mich.	1 3	285 A	Akron	3 2			
			67 H	Miami (OH)	0 3	176 A	Buffalo	0 3			




















Non-Div. I Games:

Northern Ill.

Average RPI Win:	196	WON-LOST	WINNING	LAST 10	STRENGTH OF	OPP. STRENGTH	TEAM	ADJ	CONF.	ADJ CONF.			
Average RPI Loss:	76	RECORD	PCT. RANK	GAMES	SCHEDULE	OF SCHEDULE	RPI	RPI	RPI	RPI			
DIV. I ONLY	9- 18	.33333	253	2- 8	89	66	187	.48874	187	5	5		
DIV. I NON-CONF.	6- 5	.54545	141	0- 0	147	123	131	.52018	132	5	5		
<hr/>													
TOTALS	RPI 1-25	RPI 26-50		W-L RECORDS	RPI 51-100		RPI 101-150		RPI 150+				
9- 18	0- 2	0- 7		OVERALL	2- 5		0- 2		7- 2				
2- 6	0- 1	0- 1		HOME	0- 3		0- 1		2- 0				
3- 10	0- 1	0- 5		AWAY	1- 1		0- 1		2- 2				
4- 2	0- 0	0- 1		NEUTRAL	1- 1		0- 0		3- 0				
6- 5	0- 0	0- 1		NON-CONFERENCE	2- 3		0- 0		4- 1				
0- 2	0- 0	0- 0		HOME	0- 2		0- 0		0- 0				
2- 1	0- 0	0- 0		AWAY	1- 0		0- 0		1- 1				
4- 2	0- 0	0- 1		NEUTRAL	1- 1		0- 0		3- 0				
3- 13	0- 2	0- 6		CONFERENCE	0- 2		0- 2		3- 1				
2- 4	0- 1	0- 1		HOME	0- 1		0- 1		2- 0				
1- 9	0- 1	0- 5		AWAY	0- 1		0- 1		1- 1				
0- 0	0- 0	0- 0		NEUTRAL	0- 0		0- 0		0- 0				
RPI S	Opponent	Score	RPI S	Opponent	Score	RPI S	Opponent	Score	RPI S	Opponent	Score		
25 A	Louisville	0 3	26 A	Pittsburgh	0 3	55 A	North Carolina	1 3	116 H	Georgia Tech	0 3		
25 H	Louisville	1 3	28 A	Miami (FL)	1 3	65 N	SMU	3 0	131 A	Syracuse	0 3		
			36 A	NC State	1 3	68 H	Radford	0 3	158 H	Wake Forest	3 0		
			39 A	Florida St.	1 3	73 N	Ole Miss	2 3	193 A	Virginia	3 1		
			40 A	Notre Dame	0 3	84 H	Duke	2 3	195 A	Marshall	0 3		
			40 H	Notre Dame	1 3	95 A	Arkansas St.	3 1	218 N	Idaho St.	3 2		
			46 N	Maryland	0 3	99 H	ETSU	0 3	224 N	Toledo	3 1		
									233 A	Milwaukee	3 2		
									234 A	Boston College	1 3		
									257 H	Clemson	3 1		
									318 N	South Dakota St.	3 0		
<hr/>													
LAST 10 GAMES													
25 A Louisville						0 3	131 A Syracuse						0 3
40 A Notre Dame						0 3	84 H Duke						2 3
257 H Clemson						3 1	158 H Wake Forest						3 0
116 H Georgia Tech						0 3	36 A NC State						1 3
234 A Boston College						1 3	55 A North Carolina						1 3

Non-Div. I Games:

Virginia Tech

Average RPI Win: 244		WON-LOST	WINNING	LAST 10	STRENGTH OF		OPP. STRENGTH	TEAM	ADJ	CONF.	ADJ CONF.
Average RPI Loss: 158		RECORD	PCT. RANK	GAMES	SCHEDULE		OF SCHEDULE	RPI	RPI	RPI	RPI
DIV. I ONLY		14- 14	.5	161	5- 5		171	265	186	.48703	188
DIV. I NON-CONF.		6- 6	.5	159	0- 0		256	259	222	.45629	226
TOTALS		RPI 1-25	RPI 26-50		W-L RECORDS		RPI 51-100		RPI 101-150		RPI 150+
14- 14	0- 0	0- 0		OVERALL		0- 5		2- 3		12- 6	
8- 6	0- 0	0- 0		HOME		0- 2		0- 2		8- 2	
4- 7	0- 0	0- 0		AWAY		0- 3		1- 1		3- 3	
2- 1	0- 0	0- 0		NEUTRAL		0- 0		1- 0		1- 1	
6- 6	0- 0	0- 0		NON-CONFERENCE		0- 1		1- 1		5- 4	
3- 3	0- 0	0- 0		HOME		0- 0		0- 1		3- 2	
1- 2	0- 0	0- 0		AWAY		0- 1		0- 0		1- 1	
2- 1	0- 0	0- 0		NEUTRAL		0- 0		1- 0		1- 1	
8- 8	0- 0	0- 0		CONFERENCE		0- 4		1- 2		7- 2	
5- 3	0- 0	0- 0		HOME		0- 2		0- 1		5- 0	
3- 5	0- 0	0- 0		AWAY		0- 2		1- 1		2- 2	
0- 0	0- 0	0- 0		NEUTRAL		0- 0		0- 0		0- 0	
RPI S	Opponent	Score	RPI S	Opponent	Score	RPI S	Opponent	Score	RPI S	Opponent	Score
						59 A	Austin Peay	1 	118 A	Murray St.	1 
						59 H	Austin Peay	0 	118 H	Murray St.	1 
						60 A	Denver	0 	127 H	Green Bay	0 
						80 A	SIUE	0 	135 N	UC Davis	3 0
						80 H	SIUE	1 	149 A	Belmont	3 0
									183 A	Valparaiso	1 
									194 N	Niagara	0 
									203 A	Eastern Ky.	3 1
									212 H	Jacksonville St.	3 2
									245 A	Indiana St.	3 2
									246 A	UT Martin	3 1
									246 H	UT Martin	3 1
									259 H	Bradley	3 2
									262 H	Tennessee St.	3 1
									266 A	Southeast Mo. St.	2 
									266 H	Southeast Mo. St.	3 0
									272 H	Memphis	3 2
									284 A	Morehead St.	0 
									289 H	Western Ill.	0 
									292 N	Cal St. Fullerton	3 0
									296 H	Chicago St.	2 
									311 H	Alabama A&M	3 0
									314 H	Tennessee Tech	3 0
LAST 10 GAMES											
						266 A	Southeast Mo. St.	2 	59 H	Austin Peay	0 
						246 A	UT Martin	3 1	212 H	Jacksonville St.	3 2
						149 A	Belmont	3 0	314 H	Tennessee Tech	3 0
						80 A	SIUE	0 	203 A	Eastern Ky.	3 1
						118 H	Murray St.	1 	284 A	Morehead St.	0 

Non-Div. I Games:

Eastern Ill.

Average RPI Win: 223		WON-LOST	WINNING	LAST 10	STRENGTH OF		OPP. STRENGTH	TEAM	ADJ	CONF.	ADJ CONF.
Average RPI Loss: 75		RECORD	PCT. RANK	GAMES	SCHEDULE		OF SCHEDULE	RPI	RPI	RPI	RPI
DIV. I ONLY		9- 20	.31034	267	0- 10		79	76	189	.48665	189
DIV. I NON-CONF.		9- 6	.6	119	0- 0		176	226	137	.51707	137
TOTALS		RPI 1-25	RPI 26-50		W-L RECORDS		RPI 51-100		RPI 101-150		RPI 150+
9- 20	0- 2	0- 5		OVERALL		1- 9		2- 1		6- 3	
5- 10	0- 2	0- 2		HOME		0- 4		0- 1		5- 1	
1- 8	0- 0	0- 3		AWAY		1- 4		0- 0		0- 1	
3- 2	0- 0	0- 0		NEUTRAL		0- 1		2- 0		1- 1	
9- 6	0- 0	0- 1		NON-CONFERENCE		1- 2		2- 0		6- 3	
5- 3	0- 0	0- 1		HOME		0- 1		0- 0		5- 1	
1- 1	0- 0	0- 0		AWAY		1- 0		0- 0		0- 1	
3- 2	0- 0	0- 0		NEUTRAL		0- 1		2- 0		1- 1	
0- 14	0- 2	0- 4		CONFERENCE		0- 7		0- 1		0- 0	
0- 7	0- 2	0- 1		HOME		0- 3		0- 1		0- 0	
0- 7	0- 0	0- 3		AWAY		0- 4		0- 0		0- 0	
0- 0	0- 0	0- 0		NEUTRAL		0- 0		0- 0		0- 0	
RPI S	Opponent	Score	RPI S	Opponent	Score	RPI S	Opponent	Score	RPI S	Opponent	Score
2	H Florida	0 3	33	A LSU	0 3	51	H Alabama	0 3	113	N A&M-Corpus Christi	3 2
3	H Kentucky	0 3	33	H LSU	0 3	57	A Georgia	0 3	139	H South Carolina	2 3
			35	A Missouri	0 3	57	H Georgia	0 3	147	N Louisiana	3 2
			48	H North Texas	0 3	58	A Texas A&M	0 3	159	H Tulane	0 3
			49	A Arkansas	0 3	64	N Rice	1 3	173	H South Fla.	3 0
						65	A SMU	3 2	179	N McNeese	0 3
						73	A Ole Miss	1 3	198	A Houston	1 3
						73	H Ole Miss	0 3	279	H Louisiana Tech	3 0
						88	A Tennessee	1 3	287	N Stetson	3 1
						91	H SFA	0 3	303	H Southeastern La.	3 0
									321	H Jackson St.	3 0
									322	H Grambling	3 0
LAST 10 GAMES											
			33	H LSU	0 3	49	A Arkansas	0 3			
			73	A Ole Miss	1 3	57	H Georgia	0 3			
			57	A Georgia	0 3	35	A Missouri	0 3			
			2	H Florida	0 3	58	A Texas A&M	0 3			
			51	H Alabama	0 3	33	A LSU	0 3			

Non-Div. I Games:

Mississippi St.

Average RPI Win:		229	WON-LOST RECORD		WINNING PCT. RANK		LAST 10 GAMES		STRENGTH OF SCHEDULE		OPP. STRENGTH OF SCHEDULE		TEAM RPI		ADJ RPI		CONF. RPI		ADJ CONF. RPI				
DIV. I ONLY			11- 16		.40741 218		6- 4		113		209		190		.48574 190		27		26				
DIV. I NON-CONF.			4- 9		.30769 257		0- 0		70		101		165		.49655 166		25		25				
TOTALS		RPI 1-25		RPI 26-50		W-L RECORDS		RPI 51-100		RPI 101-150		RPI 150+											
11- 16		0- 2		0- 0		OVERALL		0- 5		2- 3		9- 6											
4- 5		0- 1		0- 0		HOME		0- 1		1- 1		3- 2											
4- 8		0- 1		0- 0		AWAY		0- 2		0- 2		4- 3											
3- 3		0- 0		0- 0		NEUTRAL		0- 2		1- 0		2- 1											
4- 9		0- 2		0- 0		NON-CONFERENCE		0- 5		1- 0		3- 2											
0- 2		0- 1		0- 0		HOME		0- 1		0- 0		0- 0											
1- 4		0- 1		0- 0		AWAY		0- 2		0- 0		1- 1											
3- 3		0- 0		0- 0		NEUTRAL		0- 2		1- 0		2- 1											
7- 7		0- 0		0- 0		CONFERENCE		0- 0		1- 3		6- 4											
4- 3		0- 0		0- 0		HOME		0- 0		1- 1		3- 2											
3- 4		0- 0		0- 0		AWAY		0- 0		0- 2		3- 2											
0- 0		0- 0		0- 0		NEUTRAL		0- 0		0- 0		0- 0											
RPI	S	Opponent		Score		RPI	S	Opponent		Score		RPI	S	Opponent		Score							
8	A	Washington		0 3				74 N UC Irvine		0 3		111	A	New Mexico St.		0 3							
19	H	Cal Poly		0 3				80 A SIUE		1 3		111	H	New Mexico St.		0 3							
								85 H Santa Clara		0 3		112	N	Bowling Green		3 2							
								87 N Sacramento St.		1 3		150	A	UTRGV		2 3							
								98 A California		1 3		150	H	UTRGV		3 2							
												162	N	Ill.-Chicago		0 3							
												171	A	Northern Ky.		1 3							
												191	A	Utah Valley		3 2							
												191	H	Utah Valley		0 3							
												203	A	Eastern Ky.		3 1							
												211	A	CSU Bakersfield		0 3							
												211	H	CSU Bakersfield		3 1							
												250	N	Montana		3 0							
												264	N	Loyola Chicago		3 1							
												268	A	UMKC		0 3							
												268	H	UMKC		3 0							
												276	A	Grand Canyon		3 1							
												276	H	Grand Canyon		2 3							
												296	A	Chicago St.		3 1							
												296	H	Chicago St.		3 1							
LAST 10 GAMES																							
268 H UMKC						3 0						276 H Grand Canyon						2 3					
296 H Chicago St.						3 1						191 A Utah Valley						3 2					
111 A New Mexico St.						0 3						296 A Chicago St.						3 1					
150 A UTRGV						2 3						268 A UMKC						0 3					
211 H CSU Bakersfield						3 1						150 H UTRGV						3 2					

Non-Div. I Games:

Seattle U

Average RPI Win:	238	WON-LOST RECORD	WINNING PCT. RANK	LAST 10 GAMES	STRENGTH OF SCHEDULE	OPP. STRENGTH OF SCHEDULE	TEAM RPI	ADJ RPI	CONF. RPI	ADJ CONF. RPI		
DIV. I ONLY		14- 15	.48276	172	7- 3	205	173	192	.48522	191	27	26
DIV. I NON-CONF.		5- 10	.33333	248	0- 0	185	74	221	.45942	221	25	25
<hr/>												
TOTALS	RPI 1-25	RPI 26-50		W-L RECORDS		RPI 51-100		RPI 101-150		RPI 150+		
14- 15	0- 3	0- 0		OVERALL		0- 2		1- 4		13- 6		
7- 5	0- 3	0- 0		HOME		0- 0		1- 1		6- 1		
7- 5	0- 0	0- 0		AWAY		0- 1		0- 2		7- 2		
0- 5	0- 0	0- 0		NEUTRAL		0- 1		0- 1		0- 3		
5- 10	0- 3	0- 0		NON-CONFERENCE		0- 2		0- 1		5- 4		
2- 3	0- 3	0- 0		HOME		0- 0		0- 0		2- 0		
3- 2	0- 0	0- 0		AWAY		0- 1		0- 0		3- 1		
0- 5	0- 0	0- 0		NEUTRAL		0- 1		0- 1		0- 3		
9- 5	0- 0	0- 0		CONFERENCE		0- 0		1- 3		8- 2		
5- 2	0- 0	0- 0		HOME		0- 0		1- 1		4- 1		
4- 3	0- 0	0- 0		AWAY		0- 0		0- 2		4- 1		
0- 0	0- 0	0- 0		NEUTRAL		0- 0		0- 0		0- 0		
RPI	S	Opponent	Score	RPI	S	Opponent	Score	RPI	S	Opponent	Score	
12	H	Kansas	0 3					66	A	TCU	0 3	
14	H	Utah	1 3					84	N	Duke	2 3	
20	H	BYU	1 3									
			</									

Non-Div. I Games:

Utah Valley

Average RPI Win:	263	WON-LOST	WINNING	LAST 10	STRENGTH OF	OPP. STRENGTH	TEAM	ADJ	CONF.	ADJ CONF.		
Average RPI Loss:	118	RECORD	PCT. RANK	GAMES	SCHEDULE	OF SCHEDULE	RPI	RPI	RPI	RPI		
DIV. I ONLY		12- 14	.46154	188	5- 5	168	205	191	.48433	192	20	20
DIV. I NON-CONF.		3- 7	.3	264	0- 0	195	165	258	.43947	259	22	23
<hr/>												
TOTALS	RPI 1-25	RPI 26-50		W-L RECORDS		RPI 51-100		RPI 101-150		RPI 150+		
12- 14	0- 0	0- 4		OVERALL		0- 4		0- 1		12- 5		
6- 2	0- 0	0- 1		HOME		0- 1		0- 0		6- 0		
3- 9	0- 0	0- 2		AWAY		0- 2		0- 0		3- 5		
3- 3	0- 0	0- 1		NEUTRAL		0- 1		0- 1		3- 0		
<hr/>												
3- 7	0- 0	0- 2		NON-CONFERENCE		0- 2		0- 1		3- 2		
0- 0	0- 0	0- 0		HOME		0- 0		0- 0		0- 0		
0- 4	0- 0	0- 1		AWAY		0- 1		0- 0		0- 2		
3- 3	0- 0	0- 1		NEUTRAL		0- 1		0- 1		3- 0		
<hr/>												
9- 7	0- 0	0- 2		CONFERENCE		0- 2		0- 0		9- 3		
6- 2	0- 0	0- 1		HOME		0- 1		0- 0		6- 0		
3- 5	0- 0	0- 1		AWAY		0- 1		0- 0		3- 3		
0- 0	0- 0	0- 0		NEUTRAL		0- 0		0- 0		0- 0		
<hr/>												
RPI	S	Opponent	Score	RPI	S	Opponent	Score	RPI	S	Opponent	Score	
				31	N	Colorado St.	0 3	130	N	LIU Brooklyn	0 3	
				39	A	Florida St.	0 3	154	A	Campbell	0 3	
				44	A	High Point	0 3	154	H	Campbell	3 1	
				44	H	High Point	0 3	217	A	Winthrop	3 2	
								217	H	Winthrop	3 0	
								221	A	Liberty	2 3	
								221	H	Liberty	3 1	
								222	A	UMES	1 3	
								226	A	Western Caro.	0 3	
								275	N	George Mason	3 0	
								277	A	Presbyterian	3 1	
								277	H	Presbyterian	3 1	
								288	A	Gardner-Webb	2 3	
								288	H	Gardner-Webb	3 1	
								291	A	Charleston So.	3 1	
								291	H	Charleston So.	3 0	
								323	N	Coppin St.	3 2	
								326	N	Delaware St.	3 2	
<hr/>												
LAST 10 GAMES												
				221	H	Liberty	3 1	68	H	Radford	0 3	
				277	H	Presbyterian	3 1	44	H	High Point	0 3	
				154	A	Campbell	0 3	277	A	Presbyterian	3 1	
				217	A	Winthrop	3 2	44	A	High Point	0 3	
				291	A	Charleston So.	3 1	68	A	Radford	1 3	

Non-Div. I Games:	Montreat	3	0
-------------------	----------	---	---

UNC Asheville

Average RPI Win: 189		WON-LOST RECORD		WINNING PCT. RANK		LAST 10 GAMES		STRENGTH OF SCHEDULE		OPP. STRENGTH OF SCHEDULE		TEAM RPI		ADJ RPI		CONF. RPI		ADJ CONF. RPI	
DIV. I ONLY		7- 20		.25926 289		2- 4		56		68		194		.48378 193		5		5	
DIV. I NON-CONF.		4- 7		.36364 232		0- 1		76		126		154		.50498 154		5		5	
TOTALS		RPI 1-25		RPI 26-50		W-L RECORDS		RPI 51-100		RPI 101-150		RPI 150+							
7- 20		0- 2		0- 7		OVERALL		0- 7		3- 1		4- 3							
5- 8		0- 1		0- 2		HOME		0- 2		3- 0		2- 3							
2- 10		0- 1		0- 5		AWAY		0- 3		0- 1		2- 0							
0- 2		0- 0		0- 0		NEUTRAL		0- 2		0- 0		0- 0							
4- 7		0- 0		0- 1		NON-CONFERENCE		0- 5		2- 0		2- 1							
3- 3		0- 0		0- 1		HOME		0- 1		2- 0		1- 1							
1- 2		0- 0		0- 0		AWAY		0- 2		0- 0		1- 0							
0- 2		0- 0		0- 0		NEUTRAL		0- 2		0- 0		0- 0							
3- 13		0- 2		0- 6		CONFERENCE		0- 2		1- 1		2- 2							
2- 5		0- 1		0- 1		HOME		0- 1		1- 0		1- 2							
1- 8		0- 1		0- 5		AWAY		0- 1		0- 1		1- 0							
0- 0		0- 0		0- 0		NEUTRAL		0- 0		0- 0		0- 0							
RPI	S	Opponent		Score	RPI	S	Opponent		Score	RPI	S	Opponent		Score					
25	A	Louisville		0 3	26	A	Pittsburgh		0 3	55	A	North Carolina		0 3					
25	H	Louisville		1 3	28	A	Miami (FL)		2 3	62	N	Towson		0 3					
					36	A	NC State		0 3	83	H	Villanova		1 3					
					39	A	Florida St.		1 3	84	H	Duke		1 3					
					40	A	Notre Dame		0 3	97	A	UCF		0 3					
					40	H	Notre Dame		1 3	97	A	UCF		0 3					
					42	H	VCU		0 3	99	N	ETSU		0 3					
					LAST 10 GAMES														
					97	A	UCF		0 3	131	A	Syracuse		0 3					
					40	A	Notre Dame		0 3	234	A	Boston College		3 1					
					25	A	Louisville		0 3	158	H	Wake Forest		2 3					
					116	H	Georgia Tech		3 1	84	H	Duke		1 3					
					257	H	Clemson		3 0	55	A	North Carolina		0 3					

Non-Div. I Games:

Virginia

Average RPI Win:	288	WON-LOST RECORD	WINNING PCT. RANK	LAST 10 GAMES	STRENGTH OF SCHEDULE	OPP. STRENGTH OF SCHEDULE	TEAM RPI	ADJ RPI	CONF. RPI	ADJ CONF. RPI				
DIV. I ONLY		18- 9	.66667 77	8- 2	299	316	193	.48292	194	30	30			
DIV. I NON-CONF.		4- 5	.44444 203	0- 0	131	245	173	.49285	173	30	30			
<hr/>														
TOTALS	RPI 1-25	RPI 26-50		W-L RECORDS	RPI 51-100		RPI 101-150		RPI 150+					
18- 9	0- 0	0- 0		OVERALL	0- 1		0- 3		18- 5					
8- 1	0- 0	0- 0		HOME	0- 0		0- 0		8- 1					
7- 5	0- 0	0- 0		AWAY	0- 1		0- 1		7- 3					
3- 3	0- 0	0- 0		NEUTRAL	0- 0		0- 2		3- 1					
<hr/>														
4- 5	0- 0	0- 0		NON-CONFERENCE	0- 1		0- 3		4- 1					
0- 0	0- 0	0- 0		HOME	0- 0		0- 0		0- 0					
1- 2	0- 0	0- 0		AWAY	0- 1		0- 1		1- 0					
3- 3	0- 0	0- 0		NEUTRAL	0- 0		0- 2		3- 1					
<hr/>														
14- 4	0- 0	0- 0		CONFERENCE	0- 0		0- 0		14- 4					
8- 1	0- 0	0- 0		HOME	0- 0		0- 0		8- 1					
6- 3	0- 0	0- 0		AWAY	0- 0		0- 0		6- 3					
0- 0	0- 0	0- 0		NEUTRAL	0- 0		0- 0		0- 0					
<hr/>														
RPI S	Opponent	Score	RPI S	Opponent	Score	RPI S	Opponent	Score	RPI S	Opponent	Score			
						60 A	Denver	1 3	105 N	Colgate	1 3			
						131 A	Syracuse	0 3						
						135 N	UC Davis	0 3						
						153 N	Central Conn. St.	3 1						
						157 A	Fairfield	0 3						
						157 H	Fairfield	2 3						
						188 N	Eastern Ill.	3 0						
						256 A	Marist	3 1						
						256 H	Marist	3 2						
						276 N	Grand Canyon	1 3						
						281 A	Iona	2 3						
						281 H	Iona	3 1						
						293 A	Rider	3 1						
						293 H	Rider	3 2						
						298 A	Quinnipiac	3 1						
						298 H	Quinnipiac	3 0						
						301 A	Hartford	3 1						
						304 A	Canisius	1 3						
						304 H	Canisius	3 1						
						305 N	NJIT	3 0						
						316 A	Siena	3 2						
						LAST 10 GAMES			316 H	Siena	3 0			
									298 A	Quinnipiac	3 1	332 A	Manhattan	3 0
									157 A	Fairfield	0 3	332 H	Manhattan	3 0
									256 A	Marist	3 1	333 A	Saint Peter's	3 0
316 A	Siena	3 2	293 H	Rider	3 2				333 H	Saint Peter's	3 0			
332 H	Manhattan	3 0	304 H	Canisius	3 1									

Non-Div. I Games:

Niagara

Average RPI Win: 229		WON-LOST RECORD		WINNING PCT. RANK		LAST 10 GAMES		STRENGTH OF SCHEDULE		OPP. STRENGTH OF SCHEDULE		TEAM RPI		ADJ RPI		CONF. RPI		ADJ CONF. RPI	
DIV. I ONLY		11- 18		.37931 230		4- 6		118		128		196		.48261 195		13		13	
DIV. I NON-CONF.		5- 10		.33333 248		0- 0		129		102		194		.4785 194		15		15	
TOTALS		RPI 1-25		RPI 26-50		W-L RECORDS		RPI 51-100		RPI 101-150		RPI 150+							
11- 18		0- 1		0- 4		OVERALL		0- 5		2- 4		9- 4							
5- 6		0- 0		0- 2		HOME		0- 2		0- 1		5- 1							
3- 9		0- 1		0- 1		AWAY		0- 3		0- 2		3- 2							
3- 3		0- 0		0- 1		NEUTRAL		0- 0		2- 1		1- 1							
5- 10		0- 1		0- 2		NON-CONFERENCE		0- 3		2- 2		3- 2							
1- 3		0- 0		0- 1		HOME		0- 1		0- 0		1- 1							
1- 4		0- 1		0- 0		AWAY		0- 2		0- 1		1- 0							
3- 3		0- 0		0- 1		NEUTRAL		0- 0		2- 1		1- 1							
6- 8		0- 0		0- 2		CONFERENCE		0- 2		0- 2		6- 2							
4- 3		0- 0		0- 1		HOME		0- 1		0- 1		4- 0							
2- 5		0- 0		0- 1		AWAY		0- 1		0- 1		2- 2							
0- 0		0- 0		0- 0		NEUTRAL		0- 0		0- 0		0- 0							
RPI S	Opponent		Score		RPI S	Opponent		Score		RPI S	Opponent		Score		RPI S	Opponent		Score	
11 A	Michigan St.		0 3		32 A	Western Ky.		1 3		59 A	Austin Peay		1 3		103 N	Furman		3 1	
					35 N	Missouri		2 3		64 H	Rice		2 3		107 A	UTSA		0 3	
					46 H	Maryland		0 3		82 H	West Virginia		0 3		113 N	A&M-Corpus Christi		0 3	
					48 H	North Texas		0 3		86 A	Fla. Atlantic		0 3		138 H	Southern Miss.		1 3	
										88 A	Tennessee		0 3		142 A	Ohio		1 3	
															145 N	San Diego St.		3 0	
															180 A	Charlotte		1 3	
															180 H	Charlotte		3 0	
															187 H	Virginia Tech		3 0	
															224 H	Toledo		2 3	
															249 H	UAB		3 0	
															260 N	USC Upstate		3 0	
															268 N	UMKC		0 3	
															273 A	UTEP		2 3	
															274 A	FIU		3 1	
															274 H	FIU		3 2	
															279 H	Louisiana Tech		3 1	
															280 A	Middle Tenn.		3 0	
															284 A	Morehead St.		3 0	
				LAST 10 GAMES															
															249 H	UAB		3 0	
															273 A	UTEP		2 3	
															180 H	Charlotte		3 0	
															48 H	North Texas		0 3	
															86 A	Fla. Atlantic		0 3	
															32 A	Western Ky.		1 3	
															274 H	FIU		3 2	
															279 H	Louisiana Tech		3 1	
															64 H	Rice		2 3	
															107 A	UTSA		0 3	

Non-Div. I Games:

Marshall

Average RPI Win:		222	WON-LOST RECORD		WINNING PCT. RANK		LAST 10 GAMES		STRENGTH OF SCHEDULE		OPP. STRENGTH OF SCHEDULE		TEAM RPI		ADJ RPI		CONF. RPI		ADJ CONF. RPI	
DIV. I ONLY			15- 17		.46875 183		5- 5		193		187		195		.48191 196		16		16	
DIV. I NON-CONF.			8- 8		.5 159		0- 0		174		207		172		.49174 175		11		11	
TOTALS		RPI 1-25		RPI 26-50		W-L RECORDS		RPI 51-100		RPI 101-150		RPI 150+								
15- 17		0- 1		0- 0		OVERALL		1- 3		1- 6		13- 7								
4- 5		0- 0		0- 0		HOME		0- 0		0- 2		4- 3								
4- 8		0- 0		0- 0		AWAY		1- 3		0- 2		3- 3								
7- 4		0- 1		0- 0		NEUTRAL		0- 0		1- 2		6- 1								
8- 8		0- 1		0- 0		NON-CONFERENCE		1- 2		1- 2		6- 3								
0- 1		0- 0		0- 0		HOME		0- 0		0- 0		0- 1								
1- 3		0- 0		0- 0		AWAY		1- 2		0- 0		0- 1								
7- 4		0- 1		0- 0		NEUTRAL		0- 0		1- 2		6- 1								
7- 9		0- 0		0- 0		CONFERENCE		0- 1		0- 4		7- 4								
4- 4		0- 0		0- 0		HOME		0- 0		0- 2		4- 2								
3- 5		0- 0		0- 0		AWAY		0- 1		0- 2		3- 2								
0- 0		0- 0		0- 0		NEUTRAL		0- 0		0- 0		0- 0								
RPI	S	Opponent		Score		RPI	S	Opponent		Score		RPI	S	Opponent		Score				
18	N	Purdue		0 3								108	N	Oakland		1 3				
								56 A Butler		3 1		112	A	Bowling Green		1 3				
								62 A Towson		1 3		114	A	Ball St.		2 3				
								67 A Miami (OH)		0 3		114	H	Ball St.		1 3				
								79 A Wyoming		0 3		133	N	Jacksonville		3 0				
												142	H	Ohio		2 3				
												147	N	Louisiana		1 3				
												165	A	Central Mich.		3 2				
												165	H	Central Mich.		2 3				
												174	A	Western Mich.		1 3				
												174	H	Western Mich.		3 0				
												176	H	Buffalo		0 3				
												182	N	Stony Brook		2 3				
												186	A	Northern Ill.		3 2				
												186	H	Northern Ill.		3 0				
												224	A	Toledo		0 3				
												224	H	Toledo		3 0				
												235	N	Robert Morris		3 0				
												236	A	Kent St.		3 1				
												238	H	Fort Wayne		1 3				
												266	N	Southeast Mo. St.		3 0				
												275	N	George Mason		3 0				
												285	H	Akron		3 1				
												292	N	Cal St. Fullerton		3 1				
												296	A	Chicago St.		2 3				
												298	N	Quinnipiac		3 0				
												317	N	Lafayette		3 1				
						LAST 10 GAMES														
						236	A	Kent St.		3 1		224	A	Toledo		0 3				
						165	A	Central Mich.		3 2		176	H	Buffalo		0 3				
						186	H	Northern Ill.		3 0		285	H	Akron		3 1				
						174	H	Western Mich.		3 0		67	A	Miami (OH)		0 3				
						114	A	Ball St.		2 3		112	A	Bowling Green		1 3				

Non-Div. I Games:

Eastern Mich.

Average RPI Win:	248	WON-LOST RECORD	WINNING PCT. RANK	LAST 10 GAMES	STRENGTH OF SCHEDULE	OPP. STRENGTH OF SCHEDULE	TEAM RPI	ADJ RPI	CONF. RPI	ADJ CONF. RPI	
DIV. I ONLY		11- 15	.42308 212	3- 7	145	200	197	.48106 197	17	17	
DIV. I NON-CONF.		5- 7	.41667 211	0- 0	194	214	215	.46504 214	17	18	
<hr/>											
TOTALS	RPI 1-25	RPI 26-50		W-L RECORDS	RPI 51-100		RPI 101-150		RPI 150+		
11- 15	0- 0	0- 3		OVERALL	0- 3		0- 4		11- 5		
4- 6	0- 0	0- 1		HOME	0- 1		0- 2		4- 2		
3- 7	0- 0	0- 2		AWAY	0- 2		0- 1		3- 2		
4- 2	0- 0	0- 0		NEUTRAL	0- 0		0- 1		4- 1		
5- 7	0- 0	0- 1		NON-CONFERENCE	0- 1		0- 2		5- 3		
1- 2	0- 0	0- 0		HOME	0- 0		0- 1		1- 1		
0- 3	0- 0	0- 1		AWAY	0- 1		0- 0		0- 1		
4- 2	0- 0	0- 0		NEUTRAL	0- 0		0- 1		4- 1		
6- 8	0- 0	0- 2		CONFERENCE	0- 2		0- 2		6- 2		
3- 4	0- 0	0- 1		HOME	0- 1		0- 1		3- 1		
3- 4	0- 0	0- 1		AWAY	0- 1		0- 1		3- 1		
0- 0	0- 0	0- 0		NEUTRAL	0- 0		0- 0		0- 0		
RPI S	Opponent	Score	RPI S	Opponent	Score	RPI S	Opponent	Score	RPI S	Opponent	Score
			40 A	Notre Dame	0 3	53 A	Dayton	0 3	111 N	New Mexico St.	0 3
			42 A	VCU	0 3	53 H	Dayton	0 3	122 H	Northeastern	1 3
			42 H	VCU	0 3	77 A	Yale	1 3	146 A	Saint Louis	1 3
									146 H	Saint Louis	1 3
									169 A	Duquesne	3 2
									183 N	Valparaiso	0 3
									199 A	New Hampshire	2 3
									202 N	Dartmouth	3 2
									213 H	Columbia	1 3
									237 A	La Salle	2 3
									242 H	George Washington	3 1
									247 A	Fordham	3 0
									247 H	Fordham	3 2
									255 A	Davidson	3 2
									255 H	Davidson	1 3
									256 H	Marist	3 2
									257 N	Clemson	3 1
									258 N	Delaware	3 0
									275 H	George Mason	3 0
									316 N	Siena	3 0
			LAST 10 GAMES								
			247 H	Fordham	3 2	255 H	Davidson	1 3			
			146 A	Saint Louis	1 3	237 A	La Salle	2 3			
			53 A	Dayton	0 3	169 A	Duquesne	3 2			
			247 A	Fordham	3 0	53 H	Dayton	0 3			
			42 H	VCU	0 3	146 H	Saint Louis	1 3			

Non-Div. I Games:

Rhode Island

Average RPI Win:	224	WON-LOST RECORD	WINNING PCT. RANK	LAST 10 GAMES	STRENGTH OF SCHEDULE	OPP. STRENGTH OF SCHEDULE	TEAM RPI	ADJ RPI	CONF. RPI	ADJ CONF. RPI			
DIV. I ONLY		10- 14	.41667	217	4- 6	160	120	198	.48102	198	8	8	
DIV. I NON-CONF.		4- 4	.5	159	0- 0	279	240	234	.45208	231	9	9	
<hr/>													
TOTALS	RPI 1-25	RPI 26-50		W-L RECORDS		RPI 51-100		RPI 101-150		RPI 150+			
10- 14	0- 1	0- 1		OVERALL		1- 5		0- 3		9- 4			
7- 5	0- 1	0- 0		HOME		1- 2		0- 1		6- 1			
2- 8	0- 0	0- 1		AWAY		0- 3		0- 2		2- 2			
1- 1	0- 0	0- 0		NEUTRAL		0- 0		0- 0		1- 1			
4- 4	0- 0	0- 1		NON-CONFERENCE		0- 0		0- 0		4- 3			
3- 1	0- 0	0- 0		HOME		0- 0		0- 0		3- 1			
0- 2	0- 0	0- 1		AWAY		0- 0		0- 0		0- 1			
1- 1	0- 0	0- 0		NEUTRAL		0- 0		0- 0		1- 1			
6- 10	0- 1	0- 0		CONFERENCE		1- 5		0- 3		5- 1			
4- 4	0- 1	0- 0		HOME		1- 2		0- 1		3- 0			
2- 6	0- 0	0- 0		AWAY		0- 3		0- 2		2- 1			
0- 0	0- 0	0- 0		NEUTRAL		0- 0		0- 0		0- 0			
<hr/>													
RPI S	Opponent	Score	RPI S	Opponent	Score	RPI S	Opponent	Score	RPI S	Opponent	Score		
16 H	Wichita St.	0 3	33 A	LSU	0 3	65 A	SMU	0 3	134 A	Cincinnati	1 3		
						65 H	SMU	2 3	141 A	Tulsa	1 3		
						69 A	Temple	0 3	141 H	Tulsa	1 3		
						69 H	Temple	2 3	155 A	East Carolina	1 3		
						97 A	UCF	0 3	173 A	South Fla.	3 0		
						97 H	UCF	3 1	173 H	South Fla.	3 0		
									179 H	McNeese	2 3		
									179 N	McNeese	2 3		
									189 H	Mississippi St.	3 1		
									200 A	UConn	3 2		
									200 H	UConn	3 0		
									230 A	UT Arlington	2 3		
									272 H	Memphis	3 0		
									287 H	Stetson	3 1		
									320 N	Southern U.	3 0		
									324 H	Prairie View	3 0		
<hr/>													
LAST 10 GAMES													
97 A UCF						0 3	69 A Temple						0 3
173 A South Fla.						3 0	173 H South Fla.						3 0
141 H Tulsa						1 3	97 H UCF						3 1
65 H SMU						2 3	155 A East Carolina						1 3
200 A UConn						3 2	134 A Cincinnati						1 3

Non-Div. I Games:

Houston

Average RPI Win:	244	WON-LOST	WINNING	LAST 10	STRENGTH OF	OPP. STRENGTH	TEAM	ADJ	CONF.	ADJ CONF.	
Average RPI Loss:	141	RECORD	PCT. RANK	GAMES	SCHEDULE	OF SCHEDULE	RPI	RPI	RPI	RPI	
DIV. I ONLY	13- 13	.5	161	6- 4	229	216	199	.4802	199	29	28
DIV. I NON-CONF.	5- 9	.35714	237	0- 0	140	138	199	.47493	198	27	27
<hr/>											
TOTALS	RPI 1-25	RPI 26-50		W-L RECORDS		RPI 51-100		RPI 101-150		RPI 150+	
13- 13	0- 0	0- 2		OVERALL		0- 2		0- 3		13- 6	
7- 3	0- 0	0- 0		HOME		0- 0		0- 0		7- 3	
5- 5	0- 0	0- 1		AWAY		0- 0		0- 2		5- 2	
1- 5	0- 0	0- 1		NEUTRAL		0- 2		0- 1		1- 1	
<hr/>											
5- 9	0- 0	0- 2		NON-CONFERENCE		0- 2		0- 3		5- 2	
4- 0	0- 0	0- 0		HOME		0- 0		0- 0		4- 0	
0- 4	0- 0	0- 1		AWAY		0- 0		0- 2		0- 1	
1- 5	0- 0	0- 1		NEUTRAL		0- 2		0- 1		1- 1	
<hr/>											
8- 4	0- 0	0- 0		CONFERENCE		0- 0		0- 0		8- 4	
3- 3	0- 0	0- 0		HOME		0- 0		0- 0		3- 3	
5- 1	0- 0	0- 0		AWAY		0- 0		0- 0		5- 1	
0- 0	0- 0	0- 0		NEUTRAL		0- 0		0- 0		0- 0	
<hr/>											
RPI S	Opponent	Score	RPI S	Opponent	Score	RPI S	Opponent	Score	RPI S	Opponent	Score
			34 A	Michigan	0 3	56 N	Butler	1 3	122 A	Northeastern	2 3
			43 N	Washington St.	0 3	87 N	Sacramento St.	1 3	126 A	St. John's (NY)	0 3
									127 N	Green Bay	1 3
									157 A	Fairfield	1 3
									160 A	Albany (NY)	3 2
									160 H	Albany (NY)	0 3
									166 H	Bryant	3 0
									182 A	Stony Brook	3 2
									182 H	Stony Brook	3 2
									197 H	Rhode Island	3 2
									200 N	UConn	1 3
									202 H	Dartmouth	3 0
									239 A	UMBC	3 0
									239 H	UMBC	2 3
									241 A	Binghamton	1 3
									241 H	Binghamton	1 3
									301 A	Hartford	3 0
									301 H	Hartford	3 0
									306 A	UMass Lowell	3 2
									306 H	UMass Lowell	3 0
									309 N	Holy Cross	3 0
									316 H	Siena	3 0
			LAST 10 GAMES								
			239 A	UMBC	3 0	306 H	UMass Lowell	3 0			
			301 A	Hartford	3 0	301 H	Hartford	3 0			
			182 A	Stony Brook	3 2	239 H	UMBC	2 3			
			160 H	Albany (NY)	0 3	182 H	Stony Brook	3 2			
			241 H	Binghamton	1 3	241 A	Binghamton	1 3			

Non-Div. I Games:

New Hampshire

Average RPI Win: 226		WON-LOST	WINNING	LAST 10	STRENGTH OF		OPP. STRENGTH	TEAM	ADJ	CONF.	ADJ CONF.
Average RPI Loss: 112		RECORD	PCT. RANK	GAMES	SCHEDULE		OF SCHEDULE	RPI	RPI	RPI	RPI
DIV. I ONLY		11- 17	.39286	225	2- 8		144	119	200	.47942	200
DIV. I NON-CONF.		7- 5	.58333	127	0- 0		182	182	141	.51404	142
TOTALS		RPI 1-25	RPI 26-50		W-L RECORDS		RPI 51-100		RPI 101-150		RPI 150+
11- 17	0- 2	0- 1		OVERALL		0- 6		1- 3		10- 5	
3- 8	0- 1	0- 1		HOME		0- 1		0- 2		3- 3	
4- 7	0- 1	0- 0		AWAY		0- 3		1- 1		3- 2	
4- 2	0- 0	0- 0		NEUTRAL		0- 2		0- 0		4- 0	
7- 5	0- 0	0- 1		NON-CONFERENCE		0- 3		1- 0		6- 1	
2- 1	0- 0	0- 1		HOME		0- 0		0- 0		2- 0	
1- 2	0- 0	0- 0		AWAY		0- 1		1- 0		0- 1	
4- 2	0- 0	0- 0		NEUTRAL		0- 2		0- 0		4- 0	
4- 12	0- 2	0- 0		CONFERENCE		0- 3		0- 3		4- 4	
1- 7	0- 1	0- 0		HOME		0- 1		0- 2		1- 3	
3- 5	0- 1	0- 0		AWAY		0- 2		0- 1		3- 1	
0- 0	0- 0	0- 0		NEUTRAL		0- 0		0- 0		0- 0	
RPI S Opponent	Score		RPI S Opponent	Score		RPI S Opponent	Score		RPI S Opponent	Score	
16 A Wichita St.	0	3	33 H LSU	2	3	63 N Princeton	1	3	126 A St. John's (NY)	3	0
16 H Wichita St.	0	3				65 A SMU	1	3	134 H Cincinnati	1	3
						65 H SMU	0	3	141 A Tulsa	1	3
						83 A Villanova	0	3	141 H Tulsa	0	3
						87 N Sacramento St.	2	3	155 H East Carolina	1	3
						97 A UCF	0	3	159 A Tulane	3	1
									159 H Tulane	2	3
									160 N Albany (NY)	3	0
									173 A South Fla.	3	0
									198 A Houston	0	3
									198 H Houston	2	3
									199 N New Hampshire	3	1
									259 A Bradley	0	3
									268 N UMKC	3	0
									272 A Memphis	3	2
									272 H Memphis	3	1
									276 N Grand Canyon	3	0
									281 H Iona	3	0
									301 H Hartford	3	0
LAST 10 GAMES											
65 A SMU	1	3	159 H Tulane	2	3						
141 A Tulsa	1	3	141 H Tulsa	0	3						
272 A Memphis	3	2	65 H SMU	0	3						
16 A Wichita St.	0	3	173 A South Fla.	3	0						
198 H Houston	2	3	97 A UCF	0	3						

Non-Div. I Games:

UConn

Average RPI Win:	246	WON-LOST RECORD	WINNING PCT. RANK	LAST 10 GAMES	STRENGTH OF SCHEDULE	OPP. STRENGTH OF SCHEDULE	TEAM RPI	ADJ RPI	CONF. RPI	ADJ CONF. RPI					
DIV. I ONLY		13- 17	.43333	205	2- 8	162	224	201	.4783	201	21	21			
DIV. I NON-CONF.		7- 7	.5	159	0- 0	146	188	155	.5046	155	21	21			
<hr/>															
TOTALS	RPI 1-25		RPI 26-50		W-L RECORDS		RPI 51-100		RPI 101-150		RPI 150+				
13- 17	0- 0		0- 3		OVERALL		1- 4		1- 4		11- 6				
8- 6	0- 0		0- 0		HOME		1- 1		1- 2		6- 3				
3- 8	0- 0		0- 1		AWAY		0- 2		0- 2		3- 3				
2- 3	0- 0		0- 2		NEUTRAL		0- 1		0- 0		2- 0				
7- 7	0- 0		0- 3		NON-CONFERENCE		1- 2		0- 1		6- 1				
4- 2	0- 0		0- 0		HOME		1- 0		0- 1		3- 1				
1- 2	0- 0		0- 1		AWAY		0- 1		0- 0		1- 0				
2- 3	0- 0		0- 2		NEUTRAL		0- 1		0- 0		2- 0				
6- 10	0- 0		0- 0		CONFERENCE		0- 2		1- 3		5- 5				
4- 4	0- 0		0- 0		HOME		0- 1		1- 1		3- 2				
2- 6	0- 0		0- 0		AWAY		0- 1		0- 2		2- 3				
0- 0	0- 0		0- 0		NEUTRAL		0- 0		0- 0		0- 0				
RPI	S	Opponent	Score	RPI	S	Opponent	Score	RPI	S	Opponent	Score	RPI	S	Opponent	Score
				27	N	Illinois	1 3	73	A	Ole Miss	0 3	103	A	Furman	0 3
				41	A	Missouri St.	0 3	80	H	SIUE	3 1	103	H	Furman	1 3
				43	N	Washington St.	0 3	81	N	North Dakota	0 3	118	H	Murray St.	1 3
								99	A	ETSU	0 3	132	A	UNCG	2 3
								99	H	ETSU	2 3	132	H	UNCG	3 0
												161	A	Wofford	2 3
												161	H	Wofford	1 3
												214	H	Sam Houston St.	3 0
												226	A	Western Caro.	3 0
												226	H	Western Caro.	2 3
												231	A	Samford	2 3
												231	H	Samford	3 1
												244	N	Florida A&M	3 1
												263	H	Georgia St.	2 3
												265	A	Mercer	2 3
												265	H	Mercer	3 0
												279	N	Louisiana Tech	3 0
												280	A	Middle Tenn.	3 1
												307	A	The Citadel	3 0
												307	H	The Citadel	3 2
												308	H	La.-Monroe	3 0
												321	H	Jackson St.	3 0
<hr/>															
LAST 10 GAMES															
				161	H	Wofford	1 3	103	H	Furman	1 3				
				99	A	ETSU	0 3	132	A	UNCG	2 3				
				231	A	Samford	2 3	226	A	Western Caro.	3 0				
				265	A	Mercer	2 3	161	A	Wofford	2 3				
				307	H	The Citadel	3 2	99	H	ETSU	2 3				

Non-Div. I Games:

Chattanooga

Average RPI Win:	223	WON-LOST RECORD	WINNING PCT. RANK	LAST 10 GAMES	STRENGTH OF SCHEDULE	OPP. STRENGTH OF SCHEDULE	TEAM RPI	ADJ RPI	CONF. RPI	ADJ CONF. RPI			
DIV. I ONLY	10- 13	.43478	203	4- 6	180	181	202	.47769	202	12	12		
DIV. I NON-CONF.	4- 5	.44444	203	0- 0	259	225	240	.44839	240	16	16		
<hr/>													
TOTALS	RPI 1-25	RPI 26-50		W-L RECORDS		RPI 51-100		RPI 101-150		RPI 150+			
10- 13	0- 0	0- 0		OVERALL		1- 4		1- 3		8- 6			
7- 3	0- 0	0- 0		HOME		1- 1		1- 1		5- 1			
1- 8	0- 0	0- 0		AWAY		0- 3		0- 1		1- 4			
2- 2	0- 0	0- 0		NEUTRAL		0- 0		0- 1		2- 1			
<hr/>													
4- 5	0- 0	0- 0		NON-CONFERENCE		0- 1		0- 2		4- 2			
2- 1	0- 0	0- 0		HOME		0- 0		0- 1		2- 0			
0- 2	0- 0	0- 0		AWAY		0- 1		0- 0		0- 1			
2- 2	0- 0	0- 0		NEUTRAL		0- 0		0- 1		2- 1			
<hr/>													
6- 8	0- 0	0- 0		CONFERENCE		1- 3		1- 1		4- 4			
5- 2	0- 0	0- 0		HOME		1- 1		1- 0		3- 1			
1- 6	0- 0	0- 0		AWAY		0- 2		0- 1		1- 3			
0- 0	0- 0	0- 0		NEUTRAL		0- 0		0- 0		0- 0			
<hr/>													
RPI	S	Opponent	Score	RPI	S	Opponent	Score	RPI	S	Opponent	Score		
				63 A Princeton				1	3	121 N Texas Tech		0	3
				63 H Princeton				3	2	131 H Syracuse		1	3
				77 A Yale				0	3	136 A Cornell		0	3
				77 H Yale				0	3	136 H Cornell		3	1
				98 A California				0	3	151 A Harvard		1	3
										151 H Harvard		0	3
										178 A Penn		1	3
										178 H Penn		3	0
										197 N Rhode Island		2	3
										199 A New Hampshire		0	3
										207 H Sacred Heart		3	2
										213 A Columbia		1	3
										213 H Columbia		3	0
										267 N Eastern Wash.		3	2
										281 H Iona		3	1
										283 A Brown		3	1
						283 H Brown		3	0				
						316 N Siena		3	0				
<hr/>													
				LAST 10 GAMES									
63 H Princeton				3	2	136 A Cornell				0	3		
178 H Penn				3	0	151 H Harvard				0	3		
77 A Yale				0	3	283 H Brown				3	0		
283 A Brown				3	1	77 H Yale				0	3		
213 A Columbia				1	3	178 A Penn				1	3		

Non-Div. I Games:

Dartmouth

Average RPI Win:		225	WON-LOST RECORD		WINNING PCT. RANK		LAST 10 GAMES		STRENGTH OF SCHEDULE		OPP. STRENGTH OF SCHEDULE		TEAM RPI		ADJ RPI		CONF. RPI		ADJ CONF. RPI	
Average RPI Loss:		140																		
DIV. I ONLY			12- 18		.4 219		5- 5		136		206		203		.47767 203		24		23	
DIV. I NON-CONF.			2- 12		.14286 307		0- 0		111		111		261		.43665 261		26		26	
TOTALS		RPI 1-25		RPI 26-50		W-L RECORDS		RPI 51-100		RPI 101-150		RPI 150+								
12- 18		0- 0		0- 1		OVERALL		1- 6		2- 4		9- 7								
5- 4		0- 0		0- 0		HOME		0- 1		1- 1		4- 2								
6- 7		0- 0		0- 1		AWAY		1- 1		1- 2		4- 3								
1- 7		0- 0		0- 0		NEUTRAL		0- 4		0- 1		1- 2								
2- 12		0- 0		0- 1		NON-CONFERENCE		0- 5		1- 2		1- 4								
0- 1		0- 0		0- 0		HOME		0- 0		0- 0		0- 1								
1- 4		0- 0		0- 1		AWAY		0- 1		1- 1		0- 1								
1- 7		0- 0		0- 0		NEUTRAL		0- 4		0- 1		1- 2								
10- 6		0- 0		0- 0		CONFERENCE		1- 1		1- 2		8- 3								
5- 3		0- 0		0- 0		HOME		0- 1		1- 1		4- 1								
5- 3		0- 0		0- 0		AWAY		1- 0		0- 1		4- 2								
0- 0		0- 0		0- 0		NEUTRAL		0- 0		0- 0		0- 0								
RPI	S	Opponent	Score	RPI	S	Opponent	Score	RPI	S	Opponent	Score	RPI	S	Opponent	Score					
				26	A	Pittsburgh	0 3	59	A	Austin Peay	3 1	109	N	Portland St.	0 3					
								67	N	Miami (OH)	2 3	118	H	Murray St.	0 3					
								68	N	Radford	0 3	139	A	South Carolina	0 3					
								68	N	Radford	0 3	145	A	San Diego St.	3 1					
								75	N	Cleveland St.	1 3	149	A	Belmont	2 3					
								80	H	SIUE	2 3	149	H	Belmont	3 1					
								94	A	Arizona	0 3	170	N	UC Santa Barbara	1 3					
												185	N	CSUN	3 2					
												188	H	Eastern Ill.	1 3					
												190	H	Seattle U	1 3					
												204	A	UNLV	2 3					
												212	A	Jacksonville St.	1 3					
												212	H	Jacksonville St.	3 1					
												246	A	UT Martin	3 1					
												262	A	Tennessee St.	3 1					
												262	H	Tennessee St.	3 1					
												266	A	Southeast Mo. St.	3 0					
												276	N	Grand Canyon	2 3					
												284	A	Morehead St.	1 3					
												284	H	Morehead St.	3 0					
												314	A	Tennessee Tech	3 0					
												314	H	Tennessee Tech	3 2					
LAST 10 GAMES																				
				118	H	Murray St.	0 3	149	H	Belmont	3 1									
				284	A	Morehead St.	1 3	266	A	Southeast Mo. St.	3 0									
				314	A	Tennessee Tech	3 0	246	A	UT Martin	3 1									
				212	A	Jacksonville St.	1 3	188	H	Eastern Ill.	1 3									
				262	H	Tennessee St.	3 1	80	H	SIUE	2 3									

Non-Div. I Games:

Eastern Ky.

UNLV

UNLV

Average RPI Win:	299	WON-LOST RECORD	WINNING PCT. RANK	LAST 10 GAMES	STRENGTH OF SCHEDULE	OPP. STRENGTH OF SCHEDULE	TEAM RPI	ADJ RPI	CONF. RPI	ADJ CONF. RPI	
DIV. I ONLY	25- 10	.71429	59	9- 1	314	308	204	.47627	205	32	32
DIV. I NON-CONF.	7- 10	.41176	222	0- 1	222	197	232	.4515	233	32	32
<hr/>											
TOTALS	RPI 1-25	RPI 26-50		W-L RECORDS		RPI 51-100		RPI 101-150		RPI 150+	
25- 10	0- 0	0- 2		OVERALL		0- 1		1- 2		24- 5	
13- 3	0- 0	0- 0		HOME		0- 1		1- 1		12- 1	
6- 5	0- 0	0- 1		AWAY		0- 0		0- 1		6- 3	
6- 2	0- 0	0- 1		NEUTRAL		0- 0		0- 0		6- 1	
7- 10	0- 0	0- 2		NON-CONFERENCE		0- 1		1- 2		6- 5	
4- 3	0- 0	0- 0		HOME		0- 1		1- 1		3- 1	
1- 5	0- 0	0- 1		AWAY		0- 0		0- 1		1- 3	
2- 2	0- 0	0- 1		NEUTRAL		0- 0		0- 0		2- 1	
18- 0	0- 0	0- 0		CONFERENCE		0- 0		0- 0		18- 0	
9- 0	0- 0	0- 0		HOME		0- 0		0- 0		9- 0	
5- 0	0- 0	0- 0		AWAY		0- 0		0- 0		5- 0	
4- 0	0- 0	0- 0		NEUTRAL		0- 0		0- 0		4- 0	
RPI S	Opponent	Score	RPI S	Opponent	Score	RPI S	Opponent	Score	RPI S	Opponent	Score
			29 N	Oregon St.	0 3	51 H	Alabama	1 3	120 H	South Ala.	0 3
			37 A	Auburn	0 3				123 A	Portland	0 3
									133 H	Jacksonville	3 2
									159 A	Tulane	0 3
									226 H	Western Caro.	3 1
									227 N	Northwestern St.	3 2
									243 N	Fresno St.	1 3
									244 A	Florida A&M	2 3
									249 A	UAB	3 1
									252 N	North Florida	3 1
									282 A	Troy	0 3
									299 H	N.C. A&T	3 2
									302 A	Texas Southern	3 1
									302 H	Texas Southern	3 2
									303 H	Southeastern La.	2 3
									311 A	Alabama A&M	3 0
									311 H	Alabama A&M	3 0
									319 H	Ark.-Pine Bluff	3 0
									319 N	Ark.-Pine Bluff	3 1
									320 H	Southern U.	3 0
									320 N	Southern U.	3 2
			LAST 10 GAMES						321 A	Jackson St.	3 1
			244 A	Florida A&M	2 3	302 H	Texas Southern	3 2	321 H	Jackson St.	3 0
			321 H	Jackson St.	3 0	319 H	Ark.-Pine Bluff	3 0	322 H	Grambling	3 0
			311 H	Alabama A&M	3 0	324 H	Prairie View	3 0	322 N	Grambling	3 0
			334 A	Alcorn	3 0	322 H	Grambling	3 0	324 H	Prairie View	3 0
			329 A	Mississippi Val.	3 1	320 H	Southern U.	3 0	324 N	Prairie View	3 0

Non-Div. I Games:

Alabama St.

RPI	S	Opponent	Score	
328	H	Savannah St.	3	0
329	A	Mississippi Val.	3	1
329	H	Mississippi Val.	3	0
334	A	Alcorn	3	0
334	H	Alcorn	3	0

Alabama St.

A
l
a
b
a
m
a
S
t
.

A
l
a
b
a
m
a
S
t
.

Average RPI Win: 223		WON-LOST RECORD		WINNING PCT. RANK		LAST 10 GAMES		STRENGTH OF SCHEDULE		OPP. STRENGTH OF SCHEDULE		TEAM RPI		ADJ RPI		CONF. RPI		ADJ CONF. RPI	
DIV. I ONLY		9- 19		.32143 260		4- 6		116		78		207		.47497 206		9		9	
DIV. I NON-CONF.		3- 10		.23077 277		0- 0		155		53		243		.44705 243		8		8	
TOTALS		RPI 1-25		RPI 26-50		W-L RECORDS		RPI 51-100		RPI 101-150		RPI 150+							
9- 19		0- 5		0- 3		OVERALL		1- 2		0- 5		8- 4							
7- 6		0- 3		0- 2		HOME		1- 0		0- 1		6- 0							
2- 10		0- 1		0- 1		AWAY		0- 2		0- 3		2- 3							
0- 3		0- 1		0- 0		NEUTRAL		0- 0		0- 1		0- 1							
3- 10		0- 3		0- 1		NON-CONFERENCE		0- 1		0- 3		3- 2							
3- 3		0- 2		0- 1		HOME		0- 0		0- 0		3- 0							
0- 4		0- 0		0- 0		AWAY		0- 1		0- 2		0- 1							
0- 3		0- 1		0- 0		NEUTRAL		0- 0		0- 1		0- 1							
6- 9		0- 2		0- 2		CONFERENCE		1- 1		0- 2		5- 2							
4- 3		0- 1		0- 1		HOME		1- 0		0- 1		3- 0							
2- 6		0- 1		0- 1		AWAY		0- 1		0- 1		2- 2							
0- 0		0- 0		0- 0		NEUTRAL		0- 0		0- 0		0- 0							
RPI S	Opponent		Score		RPI S	Opponent		Score		RPI S	Opponent		Score		RPI S	Opponent		Score	
7 H	Stanford		0 3		45 H	Iowa		1 3		74 A	UC Irvine		1 3		101 N	Pacific		0 3	
12 N	Kansas		1 3		47 A	Hawaii		0 3		74 H	UC Irvine		3 0		106 A	Pepperdine		1 3	
19 A	Cal Poly		0 3		47 H	Hawaii		1 3		100 A	Loyola Marymount		0 3		135 A	UC Davis		1 3	
19 H	Cal Poly		1 3												135 H	UC Davis		1 3	
24 H	UCLA		1 3												145 A	San Diego St.		2 3	
															170 A	UC Santa Barbara		1 3	
															170 H	UC Santa Barbara		3 0	
															185 A	CSUN		1 3	
															191 A	Utah Valley		1 3	
															216 H	Montana St.		3 2	
															219 H	Wright St.		3 0	
															225 A	UC Riverside		3 2	
															225 H	UC Riverside		3 2	
															250 N	Montana		0 3	
															292 A	Cal St. Fullerton		3 0	
															292 H	Cal St. Fullerton		3 0	
															294 H	San Francisco		3 0	
LAST 10 GAMES																			

Non-Div. I Games:

Long Beach St.

Average RPI Win: 260		WON-LOST RECORD		WINNING PCT. RANK		LAST 10 GAMES		STRENGTH OF SCHEDULE		OPP. STRENGTH OF SCHEDULE		TEAM RPI		ADJ RPI		CONF. RPI		ADJ CONF. RPI	
DIV. I ONLY		12- 15		.44444 195		5- 5		151		298		206		.47368 207		28		29	
DIV. I NON-CONF.		6- 7		.46154 183		0- 0		128		280		170		.49302 172		29		29	
TOTALS		RPI 1-25		RPI 26-50		W-L RECORDS		RPI 51-100		RPI 101-150		RPI 150+							
12- 15		0- 0		0- 0		OVERALL		0- 2		1- 2		11- 11							
7- 4		0- 0		0- 0		HOME		0- 0		1- 0		6- 4							
3- 7		0- 0		0- 0		AWAY		0- 1		0- 1		3- 5							
2- 4		0- 0		0- 0		NEUTRAL		0- 1		0- 1		2- 2							
6- 7		0- 0		0- 0		NON-CONFERENCE		0- 2		0- 1		6- 4							
3- 1		0- 0		0- 0		HOME		0- 0		0- 0		3- 1							
1- 2		0- 0		0- 0		AWAY		0- 1		0- 0		1- 1							
2- 4		0- 0		0- 0		NEUTRAL		0- 1		0- 1		2- 2							
6- 8		0- 0		0- 0		CONFERENCE		0- 0		1- 1		5- 7							
4- 3		0- 0		0- 0		HOME		0- 0		1- 0		3- 3							
2- 5		0- 0		0- 0		AWAY		0- 0		0- 1		2- 4							
0- 0		0- 0		0- 0		NEUTRAL		0- 0		0- 0		0- 0							
RPI S	Opponent	Score		RPI S	Opponent	Score		RPI S	Opponent	Score		RPI S	Opponent	Score					
								61 A	James Madison	1	3	130 A	LIU Brooklyn	2	3				
								71 N	American	2	3	130 H	LIU Brooklyn	3	1				
												131 N	Syracuse	2	3				
												151 A	Harvard	3	2				
												153 A	Central Conn. St.	2	3				
												153 H	Central Conn. St.	2	3				
												157 H	Fairfield	3	1				
												166 A	Bryant	2	3				
												166 H	Bryant	2	3				
												168 H	Lehigh	1	3				
												182 N	Stony Brook	0	3				
												202 A	Dartmouth	2	3				
												235 A	Robert Morris	0	3				
												235 H	Robert Morris	2	3				
												261 A	Saint Francis (PA)	0	3				
												261 H	Saint Francis (PA)	3	0				
												281 N	Iona	3	0				
												283 H	Brown	3	1				
												288 N	Gardner-Webb	3	2				
												293 N	Rider	2	3				
												301 H	Hartford	3	0				
												310 A	St. Francis Brooklyn	3	1				
												310 H	St. Francis Brooklyn	3	0				
												325 A	Fairleigh Dickinson	3	0				
												325 H	Fairleigh Dickinson	3	1				
LAST 10 GAMES																			

Non-Div. I Games:

Sacred Heart

Average RPI Win:	205	WON-LOST RECORD	WINNING PCT. RANK	LAST 10 GAMES	STRENGTH OF SCHEDULE	OPP. STRENGTH OF SCHEDULE	TEAM RPI	ADJ RPI	CONF. RPI	ADJ CONF. RPI				
DIV. I ONLY		8- 20	.28571	271	1- 9	83	107	211	.47339	209	7	7		
DIV. I NON-CONF.		6- 6	.5	159	0- 0	81	232	120	.5288	120	7	7		
<hr/>														
TOTALS	RPI 1-25	RPI 26-50		W-L RECORDS		RPI 51-100		RPI 101-150		RPI 150+				
8- 20	0- 1	0- 2		OVERALL		2- 10		0- 2		6- 5				
2- 9	0- 0	0- 1		HOME		1- 4		0- 1		1- 3				
1- 9	0- 1	0- 1		AWAY		0- 4		0- 1		1- 2				
5- 2	0- 0	0- 0		NEUTRAL		1- 2		0- 0		4- 0				
<hr/>														
6- 6	0- 0	0- 0		NON-CONFERENCE		1- 5		0- 0		5- 1				
1- 3	0- 0	0- 0		HOME		0- 2		0- 0		1- 1				
0- 1	0- 0	0- 0		AWAY		0- 1		0- 0		0- 0				
5- 2	0- 0	0- 0		NEUTRAL		1- 2		0- 0		4- 0				
<hr/>														
2- 14	0- 1	0- 2		CONFERENCE		1- 5		0- 2		1- 4				
1- 6	0- 0	0- 1		HOME		1- 2		0- 1		0- 2				
1- 8	0- 1	0- 1		AWAY		0- 3		0- 1		1- 2				
0- 0	0- 0	0- 0		NEUTRAL		0- 0		0- 0		0- 0				
<hr/>														
RPI	S	Opponent	Score		RPI	S	Opponent	Score		RPI	S	Opponent	Score	
9	A	Creighton	1	3	30	A	Marquette	0	3	56	A	Butler	2	3
					30	H	Marquette	0	3	56	H	Butler	3	2
										61	H	James Madison	2	3
										64	A	Rice	1	3
										71	N	American	3	2
										83	A	Villanova	0	3
										83	H	Villanova	0	3
										85	H	Santa Clara	2	3
										91	N	SFA	1	3
										92	A	Seton Hall	1	3
										92	H	Seton Hall	2	3
										95	N	Arkansas St.	1	3
<hr/>														
LAST 10 GAMES														
248	A	DePaul	3	1	152	A	Xavier	0	3					
30	A	Marquette	0	3	83	A	Villanova	0	3					
92	H	Seton Hall	2	3	30	H	Marquette	0	3					
126	H	St. John's (NY)	0	3	248	H	DePaul	2	3					
56	A	Butler	2	3	126	A	St. John's (NY)	0	3					

Non-Div. I Games:

Georgetown

Average RPI Win:	213	WON-LOST	WINNING	LAST 10	STRENGTH OF	OPP. STRENGTH	TEAM	ADJ	CONF.	ADJ CONF.	
Average RPI Loss:	137	RECORD	PCT. RANK	GAMES	SCHEDULE	OF SCHEDULE	RPI	RPI	RPI	RPI	
DIV. I ONLY	12- 18	.4	219	4- 6	166	169	213	.47189	210	11	11
DIV. I NON-CONF.	7- 7	.5	159	0- 0	236	223	207	.46807	208	10	10
<hr/>											
TOTALS	RPI 1-25	RPI 26-50		W-L RECORDS		RPI 51-100		RPI 101-150		RPI 150+	
12- 18	0- 0	0- 3		OVERALL		1- 4		2- 4		9- 7	
6- 6	0- 0	0- 1		HOME		1- 1		1- 1		4- 3	
2- 9	0- 0	0- 1		AWAY		0- 3		0- 2		2- 3	
4- 3	0- 0	0- 1		NEUTRAL		0- 0		1- 1		3- 1	
<hr/>											
7- 7	0- 0	0- 1		NON-CONFERENCE		0- 1		1- 1		6- 4	
2- 2	0- 0	0- 0		HOME		0- 0		0- 0		2- 2	
1- 2	0- 0	0- 0		AWAY		0- 1		0- 0		1- 1	
4- 3	0- 0	0- 1		NEUTRAL		0- 0		1- 1		3- 1	
<hr/>											
5- 11	0- 0	0- 2		CONFERENCE		1- 3		1- 3		3- 3	
4- 4	0- 0	0- 1		HOME		1- 1		1- 1		2- 1	
1- 7	0- 0	0- 1		AWAY		0- 2		0- 2		1- 2	
0- 0	0- 0	0- 0		NEUTRAL		0- 0		0- 0		0- 0	
<hr/>											
RPI	S	Opponent	Score	RPI	S	Opponent	Score	RPI	S	Opponent	Score
				27	N	Illinois	0 3	76	A	Navy	1 3
				31	A	Colorado St.	0 3	79	A	Wyoming	1 3
				31	H	Colorado St.	0 3	79	H	Wyoming	0 3
								93	A	Boise St.	0 3
								93	H	Boise St.	3 0
										128	A San Jose St.
											1 3
										128	H San Jose St.
											2 3
										143	N Gonzaga
											3 1
										144	N South Dakota
											2 3
										145	A San Diego St.
											1 3
										145	H San Diego St.
											3 2
										164	N Army West Point
											3 0
										167	A Utah St.
											2 3
										167	H Utah St.
											3 1
										184	A Northern Colo.
											0 3
										208	A Nevada
											1 3
										208	H Nevada
											0 3
										213	N Columbia
											2 3
										216	A Montana St.
											3 1
										221	H Liberty
											3 0
										221	H Liberty
											1 3
										243	A Fresno St.
											3 2
										243	H Fresno St.
											3 2
										295	H Southern Utah
											3 1
										295	H Southern Utah
											2 3
										307	N The Citadel
											3 0
										319	N Ark.-Pine Bluff
											3 0
<hr/>											
LAST 10 GAMES											
167	A	Utah St.	2 3	31	A	Colorado St.	0 3				
93	A	Boise St.	0 3	208	A	Nevada	1 3				
145	H	San Diego St.	3 2	128	A	San Jose St.	1 3				
243	H	Fresno St.	3 2	93	H	Boise St.	3 0				
79	A	Wyoming	1 3	167	H	Utah St.	3 1				

Non-Div. I Games:

Air Force

Average RPI Win:	250	WON-LOST RECORD	WINNING PCT. RANK	LAST 10 GAMES	STRENGTH OF SCHEDULE	OPP. STRENGTH OF SCHEDULE	TEAM RPI	ADJ RPI	CONF. RPI	ADJ CONF. RPI	
DIV. I ONLY	16- 13	.55172	136	5- 5	298	236	214	.47121	211	27	26
DIV. I NON-CONF.	7- 8	.46667	182	0- 0	306	185	264	.43537	262	25	25
<hr/>											
TOTALS	RPI 1-25	RPI 26-50		W-L RECORDS	RPI 51-100		RPI 101-150		RPI 150+		
16- 13	0- 0	0- 1		OVERALL	0- 1		1- 4		15- 7		
6- 2	0- 0	0- 0		HOME	0- 0		1- 1		5- 1		
5- 8	0- 0	0- 1		AWAY	0- 1		0- 2		5- 4		
5- 3	0- 0	0- 0		NEUTRAL	0- 0		0- 1		5- 2		
<hr/>											
7- 8	0- 0	0- 1		NON-CONFERENCE	0- 1		0- 1		7- 5		
0- 1	0- 0	0- 0		HOME	0- 0		0- 0		0- 1		
2- 4	0- 0	0- 1		AWAY	0- 1		0- 0		2- 2		
5- 3	0- 0	0- 0		NEUTRAL	0- 0		0- 1		5- 2		
<hr/>											
9- 5	0- 0	0- 0		CONFERENCE	0- 0		1- 3		8- 2		
6- 1	0- 0	0- 0		HOME	0- 0		1- 1		5- 0		
3- 4	0- 0	0- 0		AWAY	0- 0		0- 2		3- 2		
0- 0	0- 0	0- 0		NEUTRAL	0- 0		0- 0		0- 0		
<hr/>											
RPI	S	Opponent	Score	RPI	S	Opponent	Score	RPI	S	Opponent	Score
				49	A	Arkansas	1 3				
					</						

Non-Div. I Games:

CSU Bakersfield

Average RPI Win:	281	WON-LOST	WINNING	LAST 10	STRENGTH OF	OPP. STRENGTH	TEAM	ADJ	CONF.	ADJ CONF.	
Average RPI Loss:	175	RECORD	PCT. RANK	GAMES	SCHEDULE	OF SCHEDULE	RPI	RPI	RPI	RPI	
DIV. I ONLY	23- 12	.65714	88	6- 4	309	301	208	.47103	212	24	23
DIV. I NON-CONF.	14- 5	.73684	66	0- 0	324	331	210	.4639	216	26	26
<hr/>											
TOTALS	RPI 1-25	RPI 26-50		W-L RECORDS		RPI 51-100		RPI 101-150		RPI 150+	
23- 12	0- 0	0- 0		OVERALL		0- 3		2- 3		21- 6	
12- 1	0- 0	0- 0		HOME		0- 1		2- 0		10- 0	
6- 8	0- 0	0- 0		AWAY		0- 1		0- 2		6- 5	
5- 3	0- 0	0- 0		NEUTRAL		0- 1		0- 1		5- 1	
<hr/>											
14- 5	0- 0	0- 0		NON-CONFERENCE		0- 1		0- 2		14- 2	
5- 0	0- 0	0- 0		HOME		0- 0		0- 0		5- 0	
4- 2	0- 0	0- 0		AWAY		0- 0		0- 1		4- 1	
5- 3	0- 0	0- 0		NEUTRAL		0- 1		0- 1		5- 1	
<hr/>											
9- 7	0- 0	0- 0		CONFERENCE		0- 2		2- 1		7- 4	
7- 1	0- 0	0- 0		HOME		0- 1		2- 0		5- 0	
2- 6	0- 0	0- 0		AWAY		0- 1		0- 1		2- 4	
0- 0	0- 0	0- 0		NEUTRAL		0- 0		0- 0		0- 0	
<hr/>											
RPI S	Opponent	Score	RPI S	Opponent	Score	RPI S	Opponent	Score	RPI S	Opponent	Score
						59 H	Austin Peay	0 3	118 H	Murray St.	3 1
						62 N	Towson	0 3	140 N	Houston Baptist	2 3
						80 A	SIUE	1 3	147 A	Louisiana	1 3
									149 A	Belmont	1 3
									149 H	Belmont	3 2
									188 A	Eastern Ill.	2 3
									203 A	Eastern Ky.	1 3
									203 H	Eastern Ky.	3 1
									217 N	Winthrop	2 3
									226 A	Western Caro.	3 0
									246 H	UT Martin	3 2
									262 A	Tennessee St.	3 2
									262 H	Tennessee St.	3 2
									266 A	Southeast Mo. St.	0 3
									284 A	Morehead St.	2 3
									284 H	Morehead St.	3 2
									291 N	Charleston So.	3 1
									291 N	Charleston So.	3 2
									299 H	N.C. A&T	3 0
									307 A	The Citadel	1 3
									308 H	La.-Monroe	3 0
									311 A	Alabama A&M	3 2
									311 H	Alabama A&M	3 0
									311 N	Alabama A&M	3 0
									313 N	Nicholls St.	3 1
									314 A	Tennessee Tech	3 0
									314 H	Tennessee Tech	3 0
<hr/>											
			LAST 10 GAMES								
			262 A	Tennessee St.	3 2	314 H	Tennessee Tech	3 0			
			149 A	Belmont	1 3	188 A	Eastern Ill.	2 3			
			284 H	Morehead St.	3 2	80 A	SIUE	1 3			
			203 H	Eastern Ky.	3 1	59 H	Austin Peay	0 3			
			246 H	UT Martin	3 2	118 H	Murray St.	3 1			

Non-Div. I Games:

Jacksonville St.

RPI	S	Opponent	Score	
321	A	Jackson St.	3	1
329	H	Mississippi Val.	3	0
329	N	Mississippi Val.	3	0
334	A	Alcorn	3	1
334	H	Alcorn	3	0

Jacksonville St.

J
a
c
k
s
o
n
v
i
l
l
e
s
t
.

J
a
c
k
s
o
n
v
i
l
l
e
s
t
.

Average RPI Win:	206	WON-LOST RECORD	WINNING PCT. RANK	LAST 10 GAMES	STRENGTH OF SCHEDULE	OPP. STRENGTH OF SCHEDULE	TEAM RPI	ADJ RPI	CONF. RPI	ADJ CONF. RPI		
DIV. I ONLY	10- 13	.43478	203	5- 5	198	188	212	.4707	213	12	12	
DIV. I NON-CONF.	5- 4	.55556	137	0- 0	270	235	208	.46805	209	16	16	
<hr/>												
TOTALS	RPI 1-25	RPI 26-50		W-L RECORDS		RPI 51-100		RPI 101-150		RPI 150+		
10- 13	0- 0	0- 0		OVERALL		1- 3		1- 3		8- 7		
7- 2	0- 0	0- 0		HOME		1- 1		1- 0		5- 1		
1- 8	0- 0	0- 0		AWAY		0- 2		0- 2		1- 4		
2- 3	0- 0	0- 0		NEUTRAL		0- 0		0- 1		2- 2		
<hr/>												
5- 4	0- 0	0- 0		NON-CONFERENCE		0- 0		0- 2		5- 2		
2- 0	0- 0	0- 0		HOME		0- 0		0- 0		2- 0		
1- 1	0- 0	0- 0		AWAY		0- 0		0- 1		1- 0		
2- 3	0- 0	0- 0		NEUTRAL		0- 0		0- 1		2- 2		
<hr/>												
5- 9	0- 0	0- 0		CONFERENCE		1- 3		1- 1		3- 5		
5- 2	0- 0	0- 0		HOME		1- 1		1- 0		3- 1		
0- 7	0- 0	0- 0		AWAY		0- 2		0- 1		0- 4		
0- 0	0- 0	0- 0		NEUTRAL		0- 0		0- 0		0- 0		
<hr/>												
RPI	S	Opponent	Score	RPI	S	Opponent	Score	RPI	S	Opponent	Score	
				63 A Princeton				0	3	122 N Northeastern	0	3
				63 H Princeton				3	2	130 A LIU Brooklyn	2	3
				77 A Yale				0	3	136 A Cornell	1	3
				77 H Yale				2	3	136 H Cornell	3	1
										151 A Harvard	0	3
										151 H Harvard	3	2
										178 A Penn	2	3
										178 H Penn	2	3
										197 A Rhode Island	3	1
										202 A Dartmouth	0	3
										202 H Dartmouth	3	1
										209 N Georgetown	0	3
										210 N Air Force	3	2
										247 H Fordham	3	0
										256 N Marist	3	0
										283 A Brown	1	3
						283 H Brown	3	0				
						307 N The Citadel	2	3				
						310 H St. Francis Brooklyn	3	1				
<hr/>												
				LAST 10 GAMES								
				77 H Yale	2	3	151 H Harvard	3	2			
				283 H Brown	3	0	136 H Cornell	3	1			
				178 A Penn	2	3	63 H Princeton	3	2			
				63 A Princeton	0	3	178 H Penn	2	3			
				202 H Dartmouth	3	1	283 A Brown	1	3			

Non-Div. I Games:

Columbia

Average RPI Win:	260	WON-LOST	WINNING	LAST 10	STRENGTH OF	OPP. STRENGTH	TEAM	ADJ	CONF.	ADJ CONF.	
Average RPI Loss:	128	RECORD	PCT. RANK	GAMES	SCHEDULE	OF SCHEDULE	RPI	RPI	RPI	RPI	
DIV. I ONLY	14- 15	.48276	172	4- 6	260	207	215	.47017	214	26	27
DIV. I NON-CONF.	4- 9	.30769	257	1- 0	193	162	254	.44212	252	24	24
<hr/>											
TOTALS	RPI 1-25	RPI 26-50		W-L RECORDS		RPI 51-100		RPI 101-150		RPI 150+	
14- 15	0- 0	0- 2		OVERALL		0- 6		2- 2		12- 5	
7- 3	0- 0	0- 0		HOME		0- 2		1- 0		6- 1	
5- 6	0- 0	0- 0		AWAY		0- 2		1- 1		4- 3	
2- 6	0- 0	0- 2		NEUTRAL		0- 2		0- 1		2- 1	
4- 9	0- 0	0- 2		NON-CONFERENCE		0- 4		0- 1		4- 2	
1- 1	0- 0	0- 0		HOME		0- 1		0- 0		1- 0	
1- 2	0- 0	0- 0		AWAY		0- 1		0- 0		1- 1	
2- 6	0- 0	0- 2		NEUTRAL		0- 2		0- 1		2- 1	
10- 6	0- 0	0- 0		CONFERENCE		0- 2		2- 1		8- 3	
6- 2	0- 0	0- 0		HOME		0- 1		1- 0		5- 1	
4- 4	0- 0	0- 0		AWAY		0- 1		1- 1		3- 2	
0- 0	0- 0	0- 0		NEUTRAL		0- 0		0- 0		0- 0	
RPI S	Opponent	Score	RPI S	Opponent	Score	RPI S	Opponent	Score	RPI S	Opponent	Score
			42 N	VCU	1 3	58 A	Texas A&M	0 3	113 A	A&M-Corpus Christi	0 3
			49 N	Arkansas	0 3	66 N	TCU	1 3	113 H	A&M-Corpus Christi	3 2
						70 H	Texas St.	2 3	118 N	Murray St.	0 3
						70 N	Texas St.	0 3	140 A	Houston Baptist	3 2
						72 A	Central Ark.	1 3	179 A	McNeese	3 1
						91 H	SFA	0 3	201 A	Chattanooga	0 3
									220 A	Abilene Christian	3 1
									220 H	Abilene Christian	0 3
									227 A	Northwestern St.	1 3
									253 A	Incarnate Word	1 3
									253 H	Incarnate Word	3 1
									270 H	New Orleans	3 1
									272 N	Memphis	2 3
									279 A	Louisiana Tech	3 0
									303 H	Southeastern La.	3 0
									308 N	La.-Monroe	3 0
									312 H	Lamar University	3 0
									313 A	Nicholls St.	3 0
									313 H	Nicholls St.	3 0
									319 N	Ark.-Pine Bluff	3 0
									324 H	Prairie View	3 0
			LAST 10 GAMES								
			253 A	Incarnate Word	1 3	72 A	Central Ark.	1 3			
			113 A	A&M-Corpus Christi	0 3	227 A	Northwestern St.	1 3			
			91 H	SFA	0 3	113 H	A&M-Corpus Christi	3 2			
			312 H	Lamar University	3 0	253 H	Incarnate Word	3 1			
			220 H	Abilene Christian	0 3	324 H	Prairie View	3 0			

Non-Div. I Games:

Sam Houston St.

Average RPI Win: 201		WON-LOST	WINNING	LAST 10	STRENGTH OF		OPP. STRENGTH	TEAM	ADJ	CONF.	ADJ CONF.
Average RPI Loss: 134		RECORD	PCT. RANK	GAMES	SCHEDULE		OF SCHEDULE	RPI	RPI	RPI	RPI
DIV. I ONLY		9- 19	.32143	260	5- 5		105	168	216	.46991	215
DIV. I NON-CONF.		2- 10	.16667	297	0- 0		77	107	226	.45692	224
TOTALS		RPI 1-25	RPI 26-50		W-L RECORDS		RPI 51-100		RPI 101-150		RPI 150+
9- 19	0- 2	0- 0		OVERALL		0- 5		2- 5		7- 7	
5- 5	0- 0	0- 0		HOME		0- 1		1- 0		4- 4	
3- 10	0- 1	0- 0		AWAY		0- 2		0- 4		3- 3	
1- 4	0- 1	0- 0		NEUTRAL		0- 2		1- 1		0- 0	
2- 10	0- 2	0- 0		NON-CONFERENCE		0- 2		1- 3		1- 3	
1- 1	0- 0	0- 0		HOME		0- 0		0- 0		1- 1	
0- 5	0- 1	0- 0		AWAY		0- 0		0- 2		0- 2	
1- 4	0- 1	0- 0		NEUTRAL		0- 2		1- 1		0- 0	
7- 9	0- 0	0- 0		CONFERENCE		0- 3		1- 2		6- 4	
4- 4	0- 0	0- 0		HOME		0- 1		1- 0		3- 3	
3- 5	0- 0	0- 0		AWAY		0- 2		0- 2		3- 1	
0- 0	0- 0	0- 0		NEUTRAL		0- 0		0- 0		0- 0	
RPI S	Opponent	Score		RPI S	Opponent	Score		RPI S	Opponent	Score	
20 A	BYU	0	3					74 N	UC Irvine	0	3
25 N	Louisville	1	3					81 A	North Dakota	0	3
								87 A	Sacramento St.	1	3
								87 H	Sacramento St.	1	3
								93 N	Boise St.	1	3
								106 A	Pepperdine	0	3
								109 A	Portland St.	0	3
								109 H	Portland St.	3	1
								122 N	Northeastern	3	2
								125 A	Idaho	1	3
								137 A	Arizona St.	0	3
								148 N	North Dakota St.	1	3
								167 H	Utah St.	0	3
								172 A	Northern Ariz.	3	2
								172 H	Northern Ariz.	3	0
								184 A	Northern Colo.	3	1
								185 A	CSUN	0	3
								191 H	Utah Valley	3	1
								204 A	UNLV	2	3
								216 H	Montana St.	2	3
								218 A	Idaho St.	2	3
								218 H	Idaho St.	2	3
								250 H	Montana	1	3
								267 H	Eastern Wash.	3	0
								295 A	Southern Utah	3	0
								295 H	Southern Utah	3	0
LAST 10 GAMES											
				87 H	Sacramento St.	1	3	267 H	Eastern Wash.	3	0
				109 H	Portland St.	3	1	81 A	North Dakota	0	3
				295 A	Southern Utah	3	0	184 A	Northern Colo.	3	1
				172 A	Northern Ariz.	3	2	218 A	Idaho St.	2	3
				218 H	Idaho St.	2	3	125 A	Idaho	1	3

Non-Div. I Games:

Weber St.

Average RPI Win:	194	WON-LOST RECORD	WINNING PCT. RANK	LAST 10 GAMES	STRENGTH OF SCHEDULE	OPP. STRENGTH OF SCHEDULE	TEAM RPI	ADJ RPI	CONF. RPI	ADJ CONF. RPI	
DIV. I ONLY		10- 15	.4 219	4- 6	190	162	220	.46867 216	18	18	
DIV. I NON-CONF.		4- 5	.44444 203	0- 0	170	106	176	.49125 178	18	17	
<hr/>											
TOTALS	RPI 1-25	RPI 26-50	W-L RECORDS		RPI 51-100		RPI 101-150		RPI 150+		
10- 15	0- 0	0- 1	OVERALL		1- 3		2- 3		7- 8		
4- 7	0- 0	0- 1	HOME		0- 1		1- 2		3- 3		
4- 7	0- 0	0- 0	AWAY		1- 2		0- 1		3- 4		
2- 1	0- 0	0- 0	NEUTRAL		0- 0		1- 0		1- 1		
<hr/>											
4- 5	0- 0	0- 1	NON-CONFERENCE		0- 1		2- 0		2- 3		
1- 2	0- 0	0- 1	HOME		0- 0		1- 0		0- 1		
1- 2	0- 0	0- 0	AWAY		0- 1		0- 0		1- 1		
2- 1	0- 0	0- 0	NEUTRAL		0- 0		1- 0		1- 1		
<hr/>											
6- 10	0- 0	0- 0	CONFERENCE		1- 2		0- 3		5- 5		
3- 5	0- 0	0- 0	HOME		0- 1		0- 2		3- 2		
3- 5	0- 0	0- 0	AWAY		1- 1		0- 1		2- 3		
0- 0	0- 0	0- 0	NEUTRAL		0- 0		0- 0		0- 0		
<hr/>											
RPI S	Opponent	Score	RPI S	Opponent	Score	RPI S	Opponent	Score	RPI S	Opponent	Score
			27 H	Illinois	1 3	74 A	UC Irvine	0 3	101 N	Pacific	3 2
						81 A	North Dakota	3 2	109 H	Portland St.	0 3
						81 H	North Dakota	0 3	125 A	Idaho	0 3
						87 A	Sacramento St.	1 3	125 H	Idaho	0 3
									143 H	Gonzaga	3 2
									167 A	Utah St.	3 1
									170 N	UC Santa Barbara	3 1
									172 H	Northern Ariz.	1 3
									184 A	Northern Colo.	0 3
									184 H	Northern Colo.	0 3
									206 A	Long Beach St.	2 3
									210 H	Air Force	1 3
									211 N	CSU Bakersfield	0 3
									215 A	Weber St.	3 2
									218 A	Idaho St.	2 3
									250 A	Montana	3 2
									250 H	Montana	3 0
									267 A	Eastern Wash.	2 3
									267 H	Eastern Wash.	3 0
									295 H	Southern Utah	3 1
<hr/>											
LAST 10 GAMES											
			125 H	Idaho	0 3	184 A	Northern Colo.	0 3			
			267 H	Eastern Wash.	3 0	295 H	Southern Utah	3 1			
			250 A	Montana	3 2	172 H	Northern Ariz.	1 3			
			87 A	Sacramento St.	1 3	184 H	Northern Colo.	0 3			
			81 A	North Dakota	3 2	81 H	North Dakota	0 3			

Non-Div. I Games:

Montana St.

Average RPI Win:	270	WON-LOST	WINNING	LAST 10	STRENGTH OF	OPP. STRENGTH	TEAM	ADJ	CONF.	ADJ CONF.	
Average RPI Loss:	177	RECORD	PCT. RANK	GAMES	SCHEDULE	OF SCHEDULE	RPI	RPI	RPI	RPI	
DIV. I ONLY	17- 13	.56667	128	5- 5	288	293	210	.46849	217	20	20
DIV. I NON-CONF.	9- 5	.64286	95	0- 0	313	330	231	.44855	238	22	23
<hr/>											
TOTALS	RPI 1-25	RPI 26-50		W-L RECORDS		RPI 51-100		RPI 101-150		RPI 150+	
17- 13	0- 0	0- 2		OVERALL		0- 2		0- 0		17- 9	
4- 5	0- 0	0- 1		HOME		0- 1		0- 0		4- 3	
7- 6	0- 0	0- 1		AWAY		0- 1		0- 0		7- 4	
6- 2	0- 0	0- 0		NEUTRAL		0- 0		0- 0		6- 2	
<hr/>											
9- 5	0- 0	0- 0		NON-CONFERENCE		0- 0		0- 0		9- 5	
0- 1	0- 0	0- 0		HOME		0- 0		0- 0		0- 1	
3- 2	0- 0	0- 0		AWAY		0- 0		0- 0		3- 2	
6- 2	0- 0	0- 0		NEUTRAL		0- 0		0- 0		6- 2	
<hr/>											
8- 8	0- 0	0- 2		CONFERENCE		0- 2		0- 0		8- 4	
4- 4	0- 0	0- 1		HOME		0- 1		0- 0		4- 2	
4- 4	0- 0	0- 1		AWAY		0- 1		0- 0		4- 2	
0- 0	0- 0	0- 0		NEUTRAL		0- 0		0- 0		0- 0	
<hr/>											
RPI S	Opponent	Score	RPI S	Opponent	Score	RPI S	Opponent	Score	RPI S	Opponent	Score
			44 A	High Point	0 3	68 A	Radford	0 3	154 A	Campbell	0 3
			44 H	High Point	1 3	68 H	Radford	1 3	154 H	Campbell	3 0
									155 A	East Carolina	3 2
									161 H	Wofford	0 3
									192 A	UNC Asheville	0 3
									192 H	UNC Asheville	2 3
									212 N	Jacksonville St.	3 2
									221 A	Liberty	3 2
									221 H	Liberty	0 3
									227 N	Northwestern St.	3 2
									277 A	Presbyterian	3 0
									277 H	Presbyterian	3 2
									282 A	Troy	1 3
									284 A	Morehead St.	2 3
									288 A	Gardner-Webb	3 2
									288 H	Gardner-Webb	3 1
									290 N	Youngstown St.	0 3
									291 A	Charleston So.	3 0
									291 H	Charleston So.	3 0
									297 N	Hampton	2 3
									307 A	The Citadel	3 0
									307 N	The Citadel	3 1
									311 N	Alabama A&M	3 0
									321 N	Jackson St.	3 0
									326 N	Delaware St.	3 0
									331 A	South Carolina St.	3 1
<hr/>											
			LAST 10 GAMES								
			277 A	Presbyterian	3 0	291 H	Charleston So.	3 0	311 N	Alabama A&M	3 0
			288 A	Gardner-Webb	3 2	44 H	High Point	1 3	321 N	Jackson St.	3 0
			44 A	High Point	0 3	221 H	Liberty	0 3	326 N	Delaware St.	3 0
			291 A	Charleston So.	3 0	68 A	Radford	0 3	331 A	South Carolina St.	3 1
			192 H	UNC Asheville	2 3	221 A	Liberty	3 2			

Non-Div. I Games:

Winthrop

Average RPI Win: 229		WON-LOST RECORD		WINNING PCT. RANK		LAST 10 GAMES		STRENGTH OF SCHEDULE		OPP. STRENGTH OF SCHEDULE		TEAM RPI		ADJ RPI		CONF. RPI		ADJ CONF. RPI					
DIV. I ONLY		11- 18		.37931 230		5- 5		165		142		218		.46828 218		18		18					
DIV. I NON-CONF.		3- 10		.23077 277		0- 0		151		92		251		.44334 246		18		17					
TOTALS		RPI 1-25		RPI 26-50		W-L RECORDS		RPI 51-100		RPI 101-150		RPI 150+											
11- 18		0- 1		0- 3		OVERALL		0- 4		2- 3		9- 7											
5- 4		0- 0		0- 0		HOME		0- 1		1- 1		4- 2											
4- 8		0- 0		0- 1		AWAY		0- 3		1- 1		3- 3											
2- 6		0- 1		0- 2		NEUTRAL		0- 0		0- 1		2- 2											
3- 10		0- 1		0- 3		NON-CONFERENCE		0- 1		1- 1		2- 4											
0- 1		0- 0		0- 0		HOME		0- 0		0- 0		0- 1											
1- 3		0- 0		0- 1		AWAY		0- 1		1- 0		0- 1											
2- 6		0- 1		0- 2		NEUTRAL		0- 0		0- 1		2- 2											
8- 8		0- 0		0- 0		CONFERENCE		0- 3		1- 2		7- 3											
5- 3		0- 0		0- 0		HOME		0- 1		1- 1		4- 1											
3- 5		0- 0		0- 0		AWAY		0- 2		0- 1		3- 2											
0- 0		0- 0		0- 0		NEUTRAL		0- 0		0- 0		0- 0											
RPI	S	Opponent		Score		RPI	S	Opponent		Score		RPI	S	Opponent		Score							
4	N	Minnesota		0 3		29	N	Oregon St.		0 3		81	A	North Dakota		0 3							
						31	A	Colorado St.		0 3		87	A	Sacramento St.		0 3							
						34	N	Michigan		0 3		87	H	Sacramento St.		2 3							
												93	A	Boise St.		0 3							
														109 A Portland St.		0 3							
														109 H Portland St.		0 3							
														114 N Ball St.		1 3							
														125 H Idaho		3 0							
														149 A Belmont		3 2							
														172 A Northern Ariz.		0 3							
														172 H Northern Ariz.		0 3							
														184 A Northern Colo.		3 0							
														187 N Virginia Tech		2 3							
														191 H Utah Valley		1 3							
														215 A Weber St.		3 2							
														215 H Weber St.		3 2							
														216 H Montana St.		3 2							
														230 N UT Arlington		0 3							
														233 A Milwaukee		2 3							
														250 H Montana		3 2							
														267 A Eastern Wash.		3 1							
														280 N Middle Tenn.		3 0							
														295 A Southern Utah		2 3							
														295 H Southern Utah		3 0							
														318 N South Dakota St.		3 1							
						LAST 10 GAMES																	
						109	H	Portland St.		0 3		125	H	Idaho		3 0							
						87	H	Sacramento St.		2 3		184	A	Northern Colo.		3 0							
						172	A	Northern Ariz.		0 3		81	A	North Dakota		0 3							
						295	A	Southern Utah		2 3		215	H	Weber St.		3 2							
						215	A	Weber St.		3 2		267	A	Eastern Wash.		3 1							

Non-Div. I Games:

Idaho St.

Average RPI Win: 231		WON-LOST	WINNING	LAST 10	STRENGTH OF	OPP. STRENGTH	TEAM	ADJ	CONF.	ADJ CONF.					
Average RPI Loss: 124		RECORD	PCT. RANK	GAMES	SCHEDULE	OF SCHEDULE	RPI	RPI	RPI	RPI					
DIV. I ONLY		11- 18	.37931	230	3- 7	169	160	221	.46809	219	14	14			
DIV. I NON-CONF.		6- 7	.46154	183	0- 0	171	166	180	.48893	180	12	12			
<hr/>															
TOTALS		RPI 1-25	RPI 26-50		W-L RECORDS		RPI 51-100		RPI 101-150		RPI 150+				
11- 18		0- 1	0- 1		OVERALL		1- 3		2- 6		8- 7				
4- 7		0- 0	0- 0		HOME		0- 2		1- 2		3- 3				
4- 8		0- 0	0- 0		AWAY		1- 1		0- 3		3- 4				
3- 3		0- 1	0- 1		NEUTRAL		0- 0		1- 1		2- 0				
6- 7		0- 1	0- 1		NON-CONFERENCE		0- 2		1- 1		5- 2				
1- 2		0- 0	0- 0		HOME		0- 1		0- 0		1- 1				
2- 2		0- 0	0- 0		AWAY		0- 1		0- 0		2- 1				
3- 3		0- 1	0- 1		NEUTRAL		0- 0		1- 1		2- 0				
5- 11		0- 0	0- 0		CONFERENCE		1- 1		1- 5		3- 5				
3- 5		0- 0	0- 0		HOME		0- 1		1- 2		2- 2				
2- 6		0- 0	0- 0		AWAY		1- 0		0- 3		1- 3				
0- 0		0- 0	0- 0		NEUTRAL		0- 0		0- 0		0- 0				
RPI	S	Opponent	Score	RPI	S	Opponent	Score	RPI	S	Opponent	Score				
7	N	Stanford	0 3	45	N	Iowa	0 3	75	A	Cleveland St.	3 1	102	A	IUPUI	2 3
								75	H	Cleveland St.	1 3	102	H	IUPUI	2 3
								80	A	SIUE	1 3	108	A	Oakland	0 3
								82	H	West Virginia	1 3	108	H	Oakland	1 3
												127	A	Green Bay	0 3
												127	H	Green Bay	3 2
												141	N	Tulsa	1 3
												147	N	Louisiana	3 0
												151	H	Harvard	0 3
												162	A	Ill.-Chicago	1 3
												162	H	Ill.-Chicago	1 3
												171	A	Northern Ky.	2 3
												171	H	Northern Ky.	1 3
												206	A	Long Beach St.	0 3
												233	A	Milwaukee	2 3
												233	H	Milwaukee	3 1
												238	A	Fort Wayne	3 2
												266	N	Southeast Mo. St.	3 0
												268	N	UMKC	3 1
												290	A	Youngstown St.	3 1
												290	H	Youngstown St.	3 0
												296	A	Chicago St.	3 0
												314	H	Tennessee Tech	3 1
				LAST 10 GAMES											
				233	H	Milwaukee	3 1	75	H	Cleveland St.	1 3	314	H	Tennessee Tech	3 1
				290	H	Youngstown St.	3 0	102	H	IUPUI	2 3				
				127	A	Green Bay	0 3	171	H	Northern Ky.	1 3				
				162	A	Ill.-Chicago	1 3	233	A	Milwaukee	2 3				
				108	H	Oakland	1 3	290	A	Youngstown St.	3 1				

Non-Div. I Games:

Wright St.

Average RPI Win:		236	WON-LOST RECORD		WINNING PCT. RANK		LAST 10 GAMES		STRENGTH OF SCHEDULE		OPP. STRENGTH OF SCHEDULE		TEAM RPI		ADJ RPI		CONF. RPI		ADJ CONF. RPI								
Average RPI Loss:		138																									
DIV. I ONLY			11- 17		.39286 225		5- 5		158		211		217		.46711 220		26		27								
DIV. I NON-CONF.			4- 8		.33333 248		0- 0		112		143		191		.48074 191		24		24								
TOTALS			RPI 1-25		RPI 26-50		W-L RECORDS		RPI 51-100		RPI 101-150		RPI 150+														
11- 17			0- 1		0- 1		OVERALL		1- 3		1- 6		9- 6														
5- 3			0- 0		0- 0		HOME		0- 1		1- 0		4- 2														
4- 10			0- 1		0- 1		AWAY		1- 1		0- 4		3- 3														
2- 4			0- 0		0- 0		NEUTRAL		0- 1		0- 2		2- 1														
4- 8			0- 1		0- 1		NON-CONFERENCE		1- 1		0- 4		3- 1														
0- 0			0- 0		0- 0		HOME		0- 0		0- 0		0- 0														
2- 4			0- 1		0- 1		AWAY		1- 0		0- 2		1- 0														
2- 4			0- 0		0- 0		NEUTRAL		0- 1		0- 2		2- 1														
7- 9			0- 0		0- 0		CONFERENCE		0- 2		1- 2		6- 5														
5- 3			0- 0		0- 0		HOME		0- 1		1- 0		4- 2														
2- 6			0- 0		0- 0		AWAY		0- 1		0- 2		2- 3														
0- 0			0- 0		0- 0		NEUTRAL		0- 0		0- 0		0- 0														
RPI	S	Opponent		Score		RPI	S	Opponent		Score		RPI	S	Opponent		Score											
21	A	Colorado		0 3		48	A	North Texas		0 3		64	N	Rice		1 3		111	A	New Mexico St.		0 3					
												72	A	Central Ark.		0 3		113	A	A&M-Corpus Christi		0 3					
												79	A	Wyoming		3 1		113	H	A&M-Corpus Christi		3 2					
												91	H	SFA		1 3		121	A	Texas Tech		0 3					
																		123	N	Portland		0 3					
																		140	A	Houston Baptist		1 3					
																		144	N	South Dakota		0 3					
																		158	N	Wake Forest		1 3					
																		179	A	McNeese		1 3					
																		179	H	McNeese		1 3					
																		214	A	Sam Houston St.		3 0					
																		214	H	Sam Houston St.		1 3					
																		227	A	Northwestern St.		3 1					
																		231	N	Samford		3 2					
																		253	A	Incarnate Word		1 3					
																		253	H	Incarnate Word		3 1					
																		270	H	New Orleans		3 1					
																		273	A	UTEP		3 2					
																		303	H	Southeastern La.		3 0					
																		312	H	Lamar University		3 1					
																		313	A	Nicholls St.		2 3					
																		326	N	Delaware St.		3 0					
						LAST 10 GAMES																					
						113 A A&M-Corpus Christi						0 3		227 A Northwestern St.						3 1							
						253 A Incarnate Word						1 3		72 A Central Ark.						0 3							
						312 H Lamar University						3 1		253 H Incarnate Word						3 1							
						91 H SFA						1 3		113 H A&M-Corpus Christi						3 2							
						214 A Sam Houston St.						3 0		140 A Houston Baptist						1 3							

Non-Div. I Games:

Abilene Christian

Average RPI Win:	232	WON-LOST	WINNING	LAST 10	STRENGTH OF	OPP. STRENGTH	TEAM	ADJ	CONF.	ADJ CONF.	
Average RPI Loss:	147	RECORD	PCT. RANK	GAMES	SCHEDULE	OF SCHEDULE	RPI	RPI	RPI	RPI	
DIV. I ONLY	11- 18	.37931	230	5- 5	154	194	221	.46679	221	20	20
DIV. I NON-CONF.	3- 10	.23077	277	0- 0	188	155	272	.42459	273	22	23
<hr/>											
TOTALS	RPI 1-25	RPI 26-50		W-L RECORDS	RPI 51-100		RPI 101-150		RPI 150+		
11- 18	0- 0	0- 4		OVERALL	1- 2		1- 1		9- 11		
4- 8	0- 0	0- 3		HOME	0- 1		0- 1		4- 3		
5- 7	0- 0	0- 1		AWAY	1- 0		0- 0		4- 6		
2- 3	0- 0	0- 0		NEUTRAL	0- 1		1- 0		1- 2		
<hr/>											
3- 10	0- 0	0- 2		NON-CONFERENCE	0- 1		1- 1		2- 6		
0- 4	0- 0	0- 2		HOME	0- 0		0- 1		0- 1		
1- 3	0- 0	0- 0		AWAY	0- 0		0- 0		1- 3		
2- 3	0- 0	0- 0		NEUTRAL	0- 1		1- 0		1- 2		
<hr/>											
8- 8	0- 0	0- 2		CONFERENCE	1- 1		0- 0		7- 5		
4- 4	0- 0	0- 1		HOME	0- 1		0- 0		4- 2		
4- 4	0- 0	0- 1		AWAY	1- 0		0- 0		3- 3		
0- 0	0- 0	0- 0		NEUTRAL	0- 0		0- 0		0- 0		
<hr/>											
RPI S	Opponent	Score	RPI S	Opponent	Score	RPI S	Opponent	Score	RPI S	Opponent	Score
			42 H	VCU	0 3	68 A	Radford	3 2	103 H	Furman	0 3
			44 A	High Point	0 3	68 H	Radford	0 3	110 N	Hofstra	3 1
			44 H	High Point	1 3	83 N	Villanova	0 3	154 A	Campbell	0 3
			46 H	Maryland	0 3				154 H	Campbell	2 3
									163 H	Elon	1 3
									174 N	Western Mich.	0 3
									181 A	UNCW	1 3
									192 A	UNC Asheville	1 3
									192 H	UNC Asheville	3 2
									193 A	Virginia	1 3
									210 A	Air Force	3 1
									210 A	Air Force	0 3
									217 A	Winthrop	3 0
									217 H	Winthrop	2 3
									277 A	Presbyterian	1 3
									277 H	Presbyterian	3 2
									288 A	Gardner-Webb	3 2
									288 H	Gardner-Webb	3 0
									291 A	Charleston So.	3 1
									291 H	Charleston So.	3 0
									295 N	Southern Utah	2 3
									315 N	Morgan St.	3 1
			LAST 10 GAMES								
			288 A	Gardner-Webb	3 2	288 H	Gardner-Webb	3 0			
			192 A	UNC Asheville	1 3	291 A	Charleston So.	3 1			
			277 A	Presbyterian	1 3	217 A	Winthrop	3 0			
			68 H	Radford	0 3	291 H	Charleston So.	3 0			
			154 H	Campbell	2 3	217 H	Winthrop	2 3			

Non-Div. I Games:

Liberty

Average RPI Win: 298		WON-LOST RECORD	WINNING PCT. RANK		LAST 10 GAMES		STRENGTH OF SCHEDULE		OPP. STRENGTH OF SCHEDULE		TEAM RPI		ADJ RPI		CONF. RPI		ADJ CONF. RPI			
Average RPI Loss: 179																				
DIV. I ONLY		26- 7	.78788	33	9- 1		334		309		219		.46608		222	31		31		
DIV. I NON-CONF.		9- 6	.6	119	0- 1		294		267		214		.46573		212	31		31		
TOTALS		RPI 1-25		RPI 26-50		W-L RECORDS		RPI 51-100		RPI 101-150		RPI 150+								
26- 7		0- 0		0- 1		OVERALL		0- 1		0- 0		0- 0		26- 5						
10- 1		0- 0		0- 0		HOME		0- 0		0- 0		0- 0		10- 1						
8- 4		0- 0		0- 1		AWAY		0- 1		0- 0		0- 0		8- 2						
8- 2		0- 0		0- 0		NEUTRAL		0- 0		0- 0		0- 0		8- 2						
9- 6		0- 0		0- 1		NON-CONFERENCE		0- 1		0- 0		0- 0		9- 4						
1- 1		0- 0		0- 0		HOME		0- 0		0- 0		0- 0		1- 1						
2- 4		0- 0		0- 1		AWAY		0- 1		0- 0		0- 0		2- 2						
6- 1		0- 0		0- 0		NEUTRAL		0- 0		0- 0		0- 0		6- 1						
17- 1		0- 0		0- 0		CONFERENCE		0- 0		0- 0		0- 0		17- 1						
9- 0		0- 0		0- 0		HOME		0- 0		0- 0		0- 0		9- 0						
6- 0		0- 0		0- 0		AWAY		0- 0		0- 0		0- 0		6- 0						
2- 1		0- 0		0- 0		NEUTRAL		0- 0		0- 0		0- 0		2- 1						
RPI	S	Opponent	Score	RPI	S	Opponent	Score	RPI	S	Opponent	Score	RPI	S	Opponent	Score					
				42	A	VCU	1 3	76	A	Navy	2 3	154	H	Campbell	2 3					
												158	A	Wake Forest	0 3					
												192	H	UNC Asheville	3 1					
												237	A	La Salle	2 3					
												242	A	George Washington	3 0					
												254	A	Howard	3 2					
												254	H	Howard	3 2					
												260	N	USC Upstate	3 1					
												261	N	Saint Francis (PA)	3 0					
												271	H	Bethune-Cookman	3 0					
												278	N	William & Mary	3 0					
												285	N	Akron	2 3					
												297	A	Hampton	3 1					
												297	H	Hampton	3 0					
												299	N	N.C. A&T	2 3					
												305	N	NJIT	3 2					
												306	N	UMass Lowell	3 1					
												310	A	St. Francis Brooklyn	3 0					
												315	A	Morgan St.	3 2					
												315	H	Morgan St.	3 0					
												323	A	Coppin St.	3 0					
												323	H	Coppin St.	3 0					
												323	H	Coppin St.	3 0					
												326	A	Delaware St.	3 0					
												326	H	Delaware St.	3 1					
												326	H	Delaware St.	3 1					
												328	N	Savannah St.	3 0					
				LAST 10 GAMES																
				326	A	Delaware St.	3 0	237	A	La Salle	2 3	323	H	Coppin St.	3 0					
				330	A	Norfolk St.	3 0	271	H	Bethune-Cookman	3 0	326	A	Delaware St.	3 0					
				323	H	Coppin St.	3 0	326	H	Delaware St.	3 1	326	H	Delaware St.	3 1					
				315	H	Morgan St.	3 0	297	A	Hampton	3 1	326	H	Delaware St.	3 1					
				254	A	Howard	3 2	315	A	Morgan St.	3 2									

Non-Div. I Games:

UMES

RPI	S	Opponent	Score	
330	A	Norfolk St.	3	0
330	H	Norfolk St.	3	0
331	N	South Carolina St.	3	0
333	N	Saint Peter's	3	1

UMES

U
M
E
S

U
M
E
S

T
o
l
e
d
o

Toledo		Through Games Of Nov. 12, 2017										
Average RPI Win:	217	WON-LOST	WINNING	LAST 10	STRENGTH OF	OPP. STRENGTH	TEAM	ADJ	CONF.	ADJ CONF.		
Average RPI Loss:	143 <th>RECORD</th> <th>PCT. RANK</th> <th>GAMES</th> <th>SCHEDULE</th> <th>OF SCHEDULE</th> <th>RPI</th> <th>RPI</th> <th>RPI</th> <th>RPI</th>	RECORD	PCT. RANK	GAMES	SCHEDULE	OF SCHEDULE	RPI	RPI	RPI	RPI		
DIV. I ONLY		12- 16	.42857	207	4- 6	231	158	223	.46493	224	16	16
DIV. I NON-CONF.		5- 7	.41667	211	0- 0	230	158	230	.45384	230	11	11

TOTALS	RPI 1-25	RPI 26-50		W-L RECORDS		RPI 51-100		RPI 101-150		RPI 150+		
12- 16	0- 0	0- 3		OVERALL		0- 2		2- 2		10- 9		
7- 7	0- 0	0- 2		HOME		0- 1		1- 1		6- 3		
4- 6	0- 0	0- 0		AWAY		0- 0		1- 1		3- 5		
1- 3	0- 0	0- 1		NEUTRAL		0- 1		0- 0		1- 1		
5- 7	0- 0	0- 3		NON-CONFERENCE		0- 1		0- 0		5- 3		
3- 3	0- 0	0- 2		HOME		0- 0		0- 0		3- 1		
1- 1	0- 0	0- 0		AWAY		0- 0		0- 0		1- 1		
1- 3	0- 0	0- 1		NEUTRAL		0- 1		0- 0		1- 1		
7- 9	0- 0	0- 0		CONFERENCE		0- 1		2- 2		5- 6		
4- 4	0- 0	0- 0		HOME		0- 1		1- 1		3- 2		
3- 5	0- 0	0- 0		AWAY		0- 0		1- 1		2- 4		
0- 0	0- 0	0- 0		NEUTRAL		0- 0		0- 0		0- 0		

RPI S	Opponent	Score	RPI S	Opponent	Score	RPI S	Opponent	Score	RPI S	Opponent	Score	
			40 H	Notre Dame	0 3	67 H	Miami (OH)	0 3	112 H	Bowling Green	1 3	
			42 H	VCU	1 3	80 N	SIUE	2 3	114 A	Ball St.	1 3	
			46 N	Maryland	2 3				114 H	Ball St.	3 0	
									142 A	Ohio	3 2	
									165 A	Central Mich.	2 3	
									165 H	Central Mich.	2 3	
									174 A	Western Mich.	1 3	
									174 H	Western Mich.	3 1	
									175 H	New Mexico	3 1	
									176 A	Buffalo	3 2	
									186 A	Northern Ill.	0 3	
									186 H	Northern Ill.	1 3	
									187 N	Virginia Tech	1 3	
									195 A	Marshall	3 2	
									196 A	Eastern Mich.	0 3	
									196 H	Eastern Mich.	3 0	
									236 A	Kent St.	3 0	
									238 A	Fort Wayne	1 3	
									285 H	Akron	3 2	
									290 H	Youngstown St.	2 3	
									298 N	Quinnipiac	3 2	
									303 H	Southeastern La.	3 0	
									314 H	Tennessee Tech	3 0	

LAST 10 GAMES												
			186 A	Northern Ill.	0 3	196 H	Eastern Mich.	3 0				
			174 A	Western Mich.	1 3	112 H	Bowling Green	1 3				
			176 A	Buffalo	3 2	67 H	Miami (OH)	0 3				
			114 A	Ball St.	1 3	236 A	Kent St.	3 0				
			165 H	Central Mich.	2 3	142 A	Ohio	3 2				

T
o
l
e
d
o

Non-Div. I Games:

Toledo

Average RPI Win:		225	WON-LOST RECORD		WINNING PCT. RANK		LAST 10 GAMES		STRENGTH OF SCHEDULE		OPP. STRENGTH OF SCHEDULE		TEAM RPI		ADJ RPI		CONF. RPI		ADJ CONF. RPI				
Average RPI Loss:		130																					
DIV. I ONLY			9- 16		.36	244	1- 9		147		182		224		.46476		225	9		9			
DIV. I NON-CONF.			8- 4		.66667	85	0- 0		142		269		106		.54083		106	8		8			
TOTALS		RPI 1-25		RPI 26-50			W-L RECORDS			RPI 51-100			RPI 101-150			RPI 150+							
9- 16		0- 1		0- 2			OVERALL			0- 3			4- 4			5- 6							
4- 4		0- 0		0- 1			HOME			0- 1			1- 1			3- 1							
0- 10		0- 1		0- 1			AWAY			0- 2			0- 2			0- 4							
5- 2		0- 0		0- 0			NEUTRAL			0- 0			3- 1			2- 1							
8- 4		0- 0		0- 0			NON-CONFERENCE			0- 1			4- 2			4- 1							
3- 0		0- 0		0- 0			HOME			0- 0			1- 0			2- 0							
0- 2		0- 0		0- 0			AWAY			0- 1			0- 1			0- 0							
5- 2		0- 0		0- 0			NEUTRAL			0- 0			3- 1			2- 1							
1- 12		0- 1		0- 2			CONFERENCE			0- 2			0- 2			1- 5							
1- 4		0- 0		0- 1			HOME			0- 1			0- 1			1- 1							
0- 8		0- 1		0- 1			AWAY			0- 1			0- 1			0- 4							
0- 0		0- 0		0- 0			NEUTRAL			0- 0			0- 0			0- 0							
RPI	S	Opponent		Score		RPI	S	Opponent		Score		RPI	S	Opponent		Score							
19	A	Cal Poly		0 3		47	A	Hawaii		0 3		60	A	Denver		0 3		121	A	Texas Tech		0 3	
						47	H	Hawaii		2 3		74	A	UC Irvine		0 3		124	N	Drake		3 1	
												74	H	UC Irvine		0 3		128	H	San Jose St.		3 1	
																		135	A	UC Davis		2 3	
																		135	H	UC Davis		1 3	
																		143	N	Gonzaga		0 3	
																		145	N	San Diego St.		3 2	
																		150	N	UTRGV		3 1	
																		166	N	Bryant		0 3	
																		170	A	UC Santa Barbara		0 3	
																		185	A	CSUN		0 3	
																		206	A	Long Beach St.		2 3	
																		206	H	Long Beach St.		2 3	
																		254	H	Howard		3 0	
																		292	A	Cal St. Fullerton		1 3	
																		292	H	Cal St. Fullerton		3 1	
																		296	H	Chicago St.		3 0	
																		312	N	Lamar University		3 0	
																		325	N	Fairleigh Dickinson		3 0	
						LAST 10 GAMES																	
						185 A CSUN						0 3		47 A Hawaii						0 3			
						206 A Long Beach St.						2 3		74 A UC Irvine						0 3			
						135 A UC Davis						2 3		135 H UC Davis						1 3			
						74 H UC Irvine						0 3		292 H Cal St. Fullerton						3 1			
						292 A Cal St. Fullerton						1 3		47 H Hawaii						2 3			

Non-Div. I Games:

UC Riverside

Average RPI Win:		248	WON-LOST RECORD		WINNING PCT. RANK		LAST 10 GAMES		STRENGTH OF SCHEDULE		OPP. STRENGTH OF SCHEDULE		TEAM RPI		ADJ RPI		CONF. RPI		ADJ CONF. RPI								
DIV. I ONLY			11- 18		.37931 230		5- 5		153		251		227		.46453 226		21		21								
DIV. I NON-CONF.			5- 8		.38462 226		0- 0		144		251		205		.47145 204		21		21								
TOTALS		RPI 1-25		RPI 26-50		W-L RECORDS		RPI 51-100		RPI 101-150		RPI 150+															
11- 18		0- 1		0- 1		OVERALL		1- 2		0- 6		10- 8															
5- 7		0- 0		0- 0		HOME		1- 1		0- 2		4- 4															
3- 8		0- 0		0- 1		AWAY		0- 1		0- 2		3- 4															
3- 3		0- 1		0- 0		NEUTRAL		0- 0		0- 2		3- 0															
5- 8		0- 1		0- 1		NON-CONFERENCE		0- 1		0- 2		5- 3															
2- 2		0- 0		0- 0		HOME		0- 1		0- 0		2- 1															
0- 3		0- 0		0- 1		AWAY		0- 0		0- 0		0- 2															
3- 3		0- 1		0- 0		NEUTRAL		0- 0		0- 2		3- 0															
6- 10		0- 0		0- 0		CONFERENCE		1- 1		0- 4		5- 5															
3- 5		0- 0		0- 0		HOME		1- 0		0- 2		2- 3															
3- 5		0- 0		0- 0		AWAY		0- 1		0- 2		3- 2															
0- 0		0- 0		0- 0		NEUTRAL		0- 0		0- 0		0- 0															
RPI	S	Opponent		Score		RPI	S	Opponent		Score		RPI	S	Opponent		Score											
14	N	Utah		0 3		47	A	Hawaii		0 3		62	H	Towson		1 3		103	A	Furman	1 3						
						99	A	ETSU		1 3		103	H	Furman		1 3		132	A	UNCG	2 3						
						99	H	ETSU		3 2		132	H	UNCG		0 3		133	N	Jacksonville		1 3		144	N	South Dakota	0 3
						161	A	Wofford		2 3		161	H	Wofford		3 1		192	H	UNC Asheville		3 0		201	A	Chattanooga	3 2
						201	H	Chattanooga		0 3		205	A	Alabama St.		1 3		212	H	Jacksonville St.		0 3		231	A	Samford	1 3
						231	H	Samford		1 3		249	A	UAB		1 3		265	A	Mercer		3 1		265	H	Mercer	0 3
						270	N	New Orleans		3 0		291	H	Charleston So.		3 0		303	N	Southeastern La.		3 0		307	A	The Citadel	3 0
						307	H	The Citadel		3 1		329	N	Mississippi Val.		3 0											
						LAST 10 GAMES																					
						307	A	The Citadel		3 0		265	A	Mercer		3 1		307	H	The Citadel		3 1					
						132	A	UNCG		2 3		99	H	ETSU		3 2											
						103	H	Furman		1 3		201	H	Chattanooga		0 3											
						161	H	Wofford		3 1		307	H	The Citadel		3 1											
						231	A	Samford		1 3		132	H	UNCG		0 3											

Non-Div. I Games:

Western Caro.

Average RPI Win: 269		WON-LOST	WINNING	LAST 10	STRENGTH OF		OPP. STRENGTH	TEAM	ADJ	CONF.	ADJ CONF.
Average RPI Loss: 137		RECORD	PCT. RANK	GAMES	SCHEDULE		OF SCHEDULE	RPI	RPI	RPI	RPI
DIV. I ONLY		15- 16	.48387	170	6- 4		274	256	228	.46349	227
DIV. I NON-CONF.		5- 10	.33333	248	0- 0		295	230	296	.40239	294
TOTALS		RPI 1-25	RPI 26-50		W-L RECORDS		RPI 51-100		RPI 101-150		RPI 150+
15- 16	0- 1	0- 0		OVERALL		0- 6		1- 3		14- 6	
6- 3	0- 0	0- 0		HOME		0- 1		1- 1		5- 1	
8- 6	0- 0	0- 0		AWAY		0- 3		0- 2		8- 1	
1- 7	0- 1	0- 0		NEUTRAL		0- 2		0- 0		1- 4	
5- 10	0- 1	0- 0		NON-CONFERENCE		0- 3		0- 1		5- 5	
1- 0	0- 0	0- 0		HOME		0- 0		0- 0		1- 0	
3- 3	0- 0	0- 0		AWAY		0- 1		0- 1		3- 1	
1- 7	0- 1	0- 0		NEUTRAL		0- 2		0- 0		1- 4	
10- 6	0- 0	0- 0		CONFERENCE		0- 3		1- 2		9- 1	
5- 3	0- 0	0- 0		HOME		0- 1		1- 1		4- 1	
5- 3	0- 0	0- 0		AWAY		0- 2		0- 1		5- 0	
0- 0	0- 0	0- 0		NEUTRAL		0- 0		0- 0		0- 0	
RPI S	Opponent	Score		RPI S	Opponent	Score		RPI S	Opponent	Score	
21 N	Colorado	1	3					59 N	Austin Peay	2	3
								72 A	Central Ark.	0	3
								72 H	Central Ark.	2	3
								73 A	Ole Miss	0	3
								91 A	SFA	1	3
								92 N	Seton Hall	0	3
								113 H	A&M-Corpus Christi	3	0
								117 A	Oklahoma	0	3
								140 A	Houston Baptist	1	3
								140 H	Houston Baptist	2	3
								159 A	Tulane	2	3
								179 A	McNeese	3	2
								179 H	McNeese	3	0
								205 N	Alabama St.	2	3
								214 H	Sam Houston St.	3	1
								217 N	Winthrop	2	3
								220 H	Abilene Christian	1	3
								252 N	North Florida	1	3
								253 H	Incarnate Word	3	0
								265 N	Mercer	1	3
								270 A	New Orleans	3	1
								282 A	Troy	3	0
								303 A	Southeastern La.	3	0
								308 A	La.-Monroe	3	2
								312 A	Lamar University	3	0
								313 A	Nicholls St.	3	1
								313 H	Nicholls St.	3	0
								321 N	Jackson St.	3	0
								334 A	Alcorn	3	0
								334 H	Alcorn	3	0
LAST 10 GAMES											
				179 H	McNeese	3	0	214 H	Sam Houston St.	3	1
				313 H	Nicholls St.	3	0	303 A	Southeastern La.	3	0
				140 A	Houston Baptist	1	3	270 A	New Orleans	3	1
				72 H	Central Ark.	2	3	140 H	Houston Baptist	2	3
				220 H	Abilene Christian	1	3	313 A	Nicholls St.	3	1

Non-Div. I Games:

Northwestern St.

Average RPI Win:	224	WON-LOST RECORD	WINNING PCT. RANK	LAST 10 GAMES	STRENGTH OF SCHEDULE	OPP. STRENGTH OF SCHEDULE	TEAM RPI	ADJ RPI	CONF. RPI	ADJ CONF. RPI	
DIV. I ONLY		6- 21	.22222 303	2- 8	58	171	231	.46312 228	15	15	
DIV. I NON-CONF.		1- 10	.09091 312	0- 0	34	129	217	.46344 218	14	13	
<hr/>											
TOTALS	RPI 1-25	RPI 26-50		W-L RECORDS	RPI 51-100		RPI 101-150		RPI 150+		
6- 21	0- 1	0- 6		OVERALL	0- 4		1- 3		5- 7		
4- 7	0- 0	0- 2		HOME	0- 2		1- 0		3- 3		
2- 9	0- 0	0- 3		AWAY	0- 2		0- 2		2- 2		
0- 5	0- 1	0- 1		NEUTRAL	0- 0		0- 1		0- 2		
<hr/>											
1- 10	0- 1	0- 2		NON-CONFERENCE	0- 2		0- 2		1- 3		
1- 1	0- 0	0- 0		HOME	0- 1		0- 0		1- 0		
0- 4	0- 0	0- 1		AWAY	0- 1		0- 1		0- 1		
0- 5	0- 1	0- 1		NEUTRAL	0- 0		0- 1		0- 2		
<hr/>											
5- 11	0- 0	0- 4		CONFERENCE	0- 2		1- 1		4- 4		
3- 6	0- 0	0- 2		HOME	0- 1		1- 0		2- 3		
2- 5	0- 0	0- 2		AWAY	0- 1		0- 1		2- 1		
0- 0	0- 0	0- 0		NEUTRAL	0- 0		0- 0		0- 0		
<hr/>											
RPI S	Opponent	Score		RPI S	Opponent	Score		RPI S	Opponent	Score	
11 N	Michigan St.	0	3	32 N	Western Ky.	0	3	67 A	Miami (OH)	0	3
				40 A	Notre Dame	0	3	95 H	Arkansas St.	1	3
				41 A	Missouri St.	0	3	96 A	Illinois St.	0	3
				41 H	Missouri St.	0	3	96 H	Illinois St.	2	3
				50 A	UNI	0	3				
				50 H	UNI	0	3				

Non-Div. I Games:

Southern Ill.

Average RPI Win:	266	WON-LOST RECORD	WINNING PCT. RANK	LAST 10 GAMES	STRENGTH OF SCHEDULE	OPP. STRENGTH OF SCHEDULE	TEAM RPI	ADJ RPI	CONF. RPI	ADJ CONF. RPI			
DIV. I ONLY		13- 16	.44828 193	5- 5	255	213	234	.4625 230	25	25			
DIV. I NON-CONF.		6- 7	.46154 183	0- 0	254	190	228	.45564 227	23	22			
<hr/>													
TOTALS	RPI 1-25	RPI 26-50		W-L RECORDS		RPI 51-100		RPI 101-150		RPI 150+			
13- 16	0- 0	0- 0		OVERALL		0- 5		0- 8		13- 3			
9- 7	0- 0	0- 0		HOME		0- 2		0- 5		9- 0			
2- 7	0- 0	0- 0		AWAY		0- 3		0- 2		2- 2			
2- 2	0- 0	0- 0		NEUTRAL		0- 0		0- 1		2- 1			
<hr/>													
6- 7	0- 0	0- 0		NON-CONFERENCE		0- 0		0- 5		6- 2			
4- 3	0- 0	0- 0		HOME		0- 0		0- 3		4- 0			
0- 2	0- 0	0- 0		AWAY		0- 0		0- 1		0- 1			
2- 2	0- 0	0- 0		NEUTRAL		0- 0		0- 1		2- 1			
<hr/>													
7- 9	0- 0	0- 0		CONFERENCE		0- 5		0- 3		7- 1			
5- 4	0- 0	0- 0		HOME		0- 2		0- 2		5- 0			
2- 5	0- 0	0- 0		AWAY		0- 3		0- 1		2- 1			
0- 0	0- 0	0- 0		NEUTRAL		0- 0		0- 0		0- 0			
<hr/>													
RPI S	Opponent	Score	RPI S	Opponent	Score	RPI S	Opponent	Score	RPI S	Opponent	Score		
						70 A Texas St.	0	3	120 H South Ala.	1	3		
						70 H Texas St.	2	3	123 N Portland	0	3		
						89 A Coastal Caro.	0	3	135 H UC Davis	1	3		
						95 A Arkansas St.	0	3	137 H Arizona St.	0	3		
						95 H Arkansas St.	1	3	140 H Houston Baptist	2	3		
						147 A Louisiana	0	3	147 H Louisiana	1	3		
						149 A Belmont	2	3	175 A New Mexico	0	3		
						179 H McNeese	3	0	179 H McNeese	3	0		
						184 N Northern Colo.	1	3	184 N Northern Colo.	1	3		
						198 H Houston	3	2	198 H Houston	3	2		
						218 N Idaho St.	3	0	218 N Idaho St.	3	0		
						240 A Appalachian St.	3	0	240 A Appalachian St.	3	0		
						251 A Little Rock	2	3	251 A Little Rock	2	3		
						251 H Little Rock	3	1	251 H Little Rock	3	1		
						263 H Georgia St.	3	1	263 H Georgia St.	3	1		
						280 N Middle Tenn.	3	0	280 N Middle Tenn.	3	0		
						282 H Troy	3	1	282 H Troy	3	1		
						300 H Ga. Southern	3	1	300 H Ga. Southern	3	1		
						308 A La.-Monroe	3	0	308 A La.-Monroe	3	0		
												308 H La.-Monroe	3
312 H Lamar University	3	0	312 H Lamar University	3	0								
320 H Southern U.	3	0	320 H Southern U.	3	0								
LAST 10 GAMES				LAST 10 GAMES									
147 H Louisiana	1	3	308 A La.-Monroe	3	0							308 A La.-Monroe	3
308 H La.-Monroe	3	2	147 A Louisiana	0	3	147 A Louisiana	0	3					
70 H Texas St.	2	3	300 H Ga. Southern	3	1	300 H Ga. Southern	3	1					
95 H Arkansas St.	1	3	263 H Georgia St.	3	1	263 H Georgia St.	3	1					
251 H Little Rock	3	1	70 A Texas St.	0	3	70 A Texas St.	0	3					

Non-Div. I Games:

UT Arlington

Average RPI Win: 223		WON-LOST	WINNING	LAST 10	STRENGTH OF		OPP. STRENGTH	TEAM	ADJ	CONF.	ADJ CONF.
Average RPI Loss: 160		RECORD	PCT. RANK	GAMES	SCHEDULE		OF SCHEDULE	RPI	RPI	RPI	RPI
DIV. I ONLY		13- 17	.43333	205	5- 5		236	199	230	.46207	231
DIV. I NON-CONF.		5- 9	.35714	237	0- 0		260	169	269	.43022	268
TOTALS		RPI 1-25	RPI 26-50		W-L RECORDS		RPI 51-100		RPI 101-150		RPI 150+
13- 17	0- 0	0- 0		OVERALL		0- 3		2- 7		11- 7	
5- 7	0- 0	0- 0		HOME		0- 2		0- 4		5- 1	
5- 7	0- 0	0- 0		AWAY		0- 1		2- 2		3- 4	
3- 3	0- 0	0- 0		NEUTRAL		0- 0		0- 1		3- 2	
5- 9	0- 0	0- 0		NON-CONFERENCE		0- 1		1- 4		4- 4	
1- 3	0- 0	0- 0		HOME		0- 1		0- 2		1- 0	
1- 3	0- 0	0- 0		AWAY		0- 0		1- 1		0- 2	
3- 3	0- 0	0- 0		NEUTRAL		0- 0		0- 1		3- 2	
8- 8	0- 0	0- 0		CONFERENCE		0- 2		1- 3		7- 3	
4- 4	0- 0	0- 0		HOME		0- 1		0- 2		4- 1	
4- 4	0- 0	0- 0		AWAY		0- 1		1- 1		3- 2	
0- 0	0- 0	0- 0		NEUTRAL		0- 0		0- 0		0- 0	
RPI S	Opponent	Score	RPI S	Opponent	Score	RPI S	Opponent	Score	RPI S	Opponent	Score
						51 H	Alabama	1 3	103 A	Furman	0 3
						99 A	ETSU	1 3	103 H	Furman	0 3
						99 H	ETSU	1 3	104 N	FGCU	0 3
									111 A	New Mexico St.	0 3
									118 H	Murray St.	1 3
									129 A	Indiana	3 2
									132 A	UNCG	3 2
									132 H	UNCG	2 3
									142 H	Ohio	2 3
									157 N	Fairfield	3 2
									161 A	Wofford	0 3
									161 H	Wofford	3 1
									201 A	Chattanooga	1 3
									201 H	Chattanooga	3 2
									204 N	UNLV	3 1
									220 N	Abilene Christian	2 3
									226 A	Western Caro.	3 1
									226 H	Western Caro.	3 1
									233 N	Milwaukee	0 3
									264 A	Loyola Chicago	1 3
									265 A	Mercer	3 2
									265 H	Mercer	3 1
									273 A	UTEP	1 3
									303 H	Southeastern La.	3 0
									307 A	The Citadel	3 1
									307 H	The Citadel	0 3
									326 N	Delaware St.	3 0
			LAST 10 GAMES								
			103 A	Furman	0 3	132 H	UNCG	2 3			
			265 A	Mercer	3 2	307 A	The Citadel	3 1			
			201 H	Chattanooga	3 2	161 A	Wofford	0 3			
			99 H	ETSU	1 3	103 H	Furman	0 3			
			226 H	Western Caro.	3 1	265 H	Mercer	3 1			

Non-Div. I Games:

Samford

Average RPI Win:	276	WON-LOST RECORD	WINNING PCT. RANK	LAST 10 GAMES	STRENGTH OF SCHEDULE	OPP. STRENGTH OF SCHEDULE	TEAM RPI	ADJ RPI	CONF. RPI	ADJ CONF. RPI	
Average RPI Loss:	159	14- 14	.5 161	5- 5	266	292	226	.462 232	23	24	
DIV. I ONLY		6- 6	.5 159	0- 0	321	324	280	.41631 279	28	28	
DIV. I NON-CONF.											
<hr/>											
TOTALS	RPI 1-25	RPI 26-50		W-L RECORDS		RPI 51-100		RPI 101-150		RPI 150+	
14- 14	0- 0	0- 0		OVERALL		0- 4		1- 1		13- 9	
8- 3	0- 0	0- 0		HOME		0- 2		1- 0		7- 1	
5- 6	0- 0	0- 0		AWAY		0- 2		0- 1		5- 3	
1- 5	0- 0	0- 0		NEUTRAL		0- 0		0- 0		1- 5	
<hr/>											
6- 6	0- 0	0- 0		NON-CONFERENCE		0- 0		0- 0		6- 6	
3- 0	0- 0	0- 0		HOME		0- 0		0- 0		3- 0	
2- 1	0- 0	0- 0		AWAY		0- 0		0- 0		2- 1	
1- 5	0- 0	0- 0		NEUTRAL		0- 0		0- 0		1- 5	
<hr/>											
8- 8	0- 0	0- 0		CONFERENCE		0- 4		1- 1		7- 3	
5- 3	0- 0	0- 0		HOME		0- 2		1- 0		4- 1	
3- 5	0- 0	0- 0		AWAY		0- 2		0- 1		3- 2	
0- 0	0- 0	0- 0		NEUTRAL		0- 0		0- 0		0- 0	
<hr/>											
RPI S	Opponent	Score	RPI S	Opponent	Score	RPI S	Opponent	Score	RPI S	Opponent	Score
						71 A	American	0 3	105 A	Colgate	1 3
						71 H	American	1 3	105 H	Colgate	3 1
						76 A	Navy	0 3	155 N	East Carolina	0 3
						76 H	Navy	1 3	164 A	Army West Point	0 3
									164 H	Army West Point	0 3
									168 A	Lehigh	0 3
									168 H	Lehigh	3 2
									177 N	Providence	1 3
									180 N	Charlotte	0 3
									237 H	La Salle	3 2
									261 A	Saint Francis (PA)	0 3
									267 N	Eastern Wash.	2 3
									281 H	Iona	3 2
									284 N	Morehead St.	0 3
									286 A	Loyola Maryland	3 1
									286 H	Loyola Maryland	3 1
									287 A	Stetson	3 1
									304 A	Canisius	3 0
									309 A	Holy Cross	3 2
									309 H	Holy Cross	3 2
									317 A	Lafayette	3 1
									317 H	Lafayette	3 0
									330 N	Norfolk St.	3 1
									333 H	Saint Peter's	3 0
<hr/>											
LAST 10 GAMES											
						71 A	American	0 3	168 H	Lehigh	3 2
						309 A	Holy Cross	3 2	164 A	Army West Point	0 3
						286 H	Loyola Maryland	3 1	105 A	Colgate	1 3
						76 H	Navy	1 3	309 H	Holy Cross	3 2
						317 A	Lafayette	3 1	71 H	American	1 3

Non-Div. I Games:

Bucknell

Average RPI Win:	197	WON-LOST	WINNING	LAST 10	STRENGTH OF	OPP. STRENGTH	TEAM	ADJ	CONF.	ADJ CONF.			
Average RPI Loss:	135	RECORD	PCT. RANK	GAMES	SCHEDULE	OF SCHEDULE	RPI	RPI	RPI	RPI			
DIV. I ONLY		12- 18	.4	219	4- 6	227	110	229	.4595	233	14	14	
DIV. I NON-CONF.		7- 7	.5	159	0- 0	244	93	196	.4751	197	12	12	
<hr/>													
TOTALS	RPI 1-25	RPI 26-50		W-L RECORDS		RPI 51-100		RPI 101-150		RPI 150+			
12- 18	0- 0	0- 3		OVERALL		0- 3		2- 5		10- 7			
6- 7	0- 0	0- 1		HOME		0- 1		1- 2		5- 3			
3- 8	0- 0	0- 1		AWAY		0- 1		1- 2		2- 4			
3- 3	0- 0	0- 1		NEUTRAL		0- 1		0- 1		3- 0			
<hr/>													
7- 7	0- 0	0- 3		NON-CONFERENCE		0- 1		0- 1		7- 2			
2- 3	0- 0	0- 1		HOME		0- 0		0- 0		2- 2			
2- 1	0- 0	0- 1		AWAY		0- 0		0- 0		2- 0			
3- 3	0- 0	0- 1		NEUTRAL		0- 1		0- 1		3- 0			
<hr/>													
5- 11	0- 0	0- 0		CONFERENCE		0- 2		2- 4		3- 5			
4- 4	0- 0	0- 0		HOME		0- 1		1- 2		3- 1			
1- 7	0- 0	0- 0		AWAY		0- 1		1- 2		0- 4			
0- 0	0- 0	0- 0		NEUTRAL		0- 0		0- 0		0- 0			
<hr/>													
RPI	S	Opponent	Score	RPI	S	Opponent	Score	RPI	S	Opponent	Score		
				30	H	Marquette	0 3	75	A	Cleveland St.	1 3		
				34	A	Michigan	0 3	75	H	Cleveland St.	1 3		
				36	N	NC State	0 3	78	N	Northwestern	0 3		
										102	A	IUPUI	0 3
										102	H	IUPUI	1 3
										108	A	Oakland	3 2
										108	H	Oakland	3 1
										127	A	Green Bay	0 3
										127	H	Green Bay	0 3
										134	N	Cincinnati	0 3
										157	N	Fairfield	3 2
										162	A	Ill.-Chicago	2 3
										162	H	Ill.-Chicago	2 3
										164	N	Army West Point	3 1
										171	A	Northern Ky.	1 3
										171	H	Northern Ky.	3 0
										186	H	Northern Ill.	3 0
										187	H	Virginia Tech	2 3
										218	H	Idaho St.	3 2
										219	A	Wright St.	1 3
										219	H	Wright St.	3 2
										231	N	Samford	3 0
										248	A	DePaul	3 0
										264	A	Loyola Chicago	3 0
										290	A	Youngstown St.	1 3
										290	H	Youngstown St.	3 0
										318	H	South Dakota St.	0 3
<hr/>													
LAST 10 GAMES													
				290	A	Youngstown St.	1 3	127	H	Green Bay	0 3		
				219	A	Wright St.	1 3	75	A	Cleveland St.	1 3		
				102	H	IUPUI	1 3	108	A	Oakland	3 2		
				171	H	Northern Ky.	3 0	219	H	Wright St.	3 2		
				162	A	Ill.-Chicago	2 3	290	H	Youngstown St.	3 0		

Non-Div. I Games:

Milwaukee

Average RPI Win: Average RPI Loss:	206 103	WON-LOST RECORD	WINNING PCT. RANK	LAST 10 GAMES		STRENGTH OF SCHEDULE	OPP. STRENGTH OF SCHEDULE	TEAM RPI	ADJ RPI	CONF. RPI	ADJ CONF. RPI
DIV. I ONLY		6- 20	.23077 301	1- 9		88	89	236	.45935 234	5	5
DIV. I NON-CONF.		3- 7	.3 264	0- 0		52	203	171	.49324 171	5	5
TOTALS	RPI 1-25		RPI 26-50	W-L RECORDS		RPI 51-100			RPI 101-150		RPI 150+
6- 20	0- 0		0- 6	OVERALL		0- 4			1- 4		5- 6
5- 7	0- 0		0- 2	HOME		0- 1			1- 1		4- 3
0- 13	0- 0		0- 4	AWAY		0- 3			0- 3		0- 3
1- 0	0- 0		0- 0	NEUTRAL		0- 0			0- 0		1- 0
3- 7	0- 0		0- 1	NON-CONFERENCE		0- 2			0- 1		3- 3
2- 4	0- 0		0- 1	HOME		0- 1			0- 0		2- 2
0- 3	0- 0		0- 0	AWAY		0- 1			0- 1		0- 1
1- 0	0- 0		0- 0	NEUTRAL		0- 0			0- 0		1- 0
3- 13	0- 0		0- 5	CONFERENCE		0- 2			1- 3		2- 3
3- 3	0- 0		0- 1	HOME		0- 0			1- 1		2- 1
0- 10	0- 0		0- 4	AWAY		0- 2			0- 2		0- 2
0- 0	0- 0		0- 0	NEUTRAL		0- 0			0- 0		0- 0
RPI S Opponent	Score		RPI S Opponent	Score		RPI S Opponent	Score		RPI S Opponent	Score	
			26 A Pittsburgh	1	3	55 A North Carolina	0	3	116 A Georgia Tech	0	3
			26 H Pittsburgh	0	3	63 H Princeton	2	3	116 H Georgia Tech	3	1
			28 A Miami (FL)	2	3	69 A Temple	0	3	122 A Northeastern	2	3
			36 A NC State	0	3	84 A Duke	0	3	131 A Syracuse	1	3
			39 A Florida St.	0	3				131 H Syracuse	0	3
			48 H North Texas	1	3				151 A Harvard	2	3
									157 H Fairfield	0	3
									158 A Wake Forest	0	3
									166 H Bryant	3	2
									177 H Providence	1	3
									187 H Virginia Tech	3	1
									193 H Virginia	1	3
									249 H UAB	3	1
									257 A Clemson	0	3
									257 H Clemson	3	0
									258 N Delaware	3	1
			LAST 10 GAMES								
			39 A Florida St.	0	3	193 H Virginia	1	3			
			28 A Miami (FL)	2	3	116 A Georgia Tech	0	3			
			36 A NC State	0	3	257 A Clemson	0	3			
			55 A North Carolina	0	3	26 H Pittsburgh	0	3			
			187 H Virginia Tech	3	1	131 H Syracuse	0	3			

Non-Div. I Games:

Boston College

Average RPI Win:	258	WON-LOST	WINNING	LAST 10	STRENGTH OF	OPP. STRENGTH	TEAM	ADJ	CONF.	ADJ CONF.	
Average RPI Loss:	168	RECORD	PCT. RANK	GAMES	SCHEDULE	OF SCHEDULE	RPI	RPI	RPI	RPI	
DIV. I ONLY	14- 16	.46667	184	5- 5	251	274	232	.45867	235	28	29
DIV. I NON-CONF.	6- 10	.375	230	0- 1	257	218	268	.43007	269	29	29
<hr/>											
TOTALS	RPI 1-25	RPI 26-50		W-L RECORDS		RPI 51-100		RPI 101-150		RPI 150+	
14- 16	0- 0	0- 0		OVERALL		0- 3		1- 2		13- 11	
6- 4	0- 0	0- 0		HOME		0- 0		1- 0		5- 4	
4- 8	0- 0	0- 0		AWAY		0- 2		0- 1		4- 5	
4- 4	0- 0	0- 0		NEUTRAL		0- 1		0- 1		4- 2	
6- 10	0- 0	0- 0		NON-CONFERENCE		0- 3		0- 1		6- 6	
1- 2	0- 0	0- 0		HOME		0- 0		0- 0		1- 2	
1- 4	0- 0	0- 0		AWAY		0- 2		0- 0		1- 2	
4- 4	0- 0	0- 0		NEUTRAL		0- 1		0- 1		4- 2	
8- 6	0- 0	0- 0		CONFERENCE		0- 0		1- 1		7- 5	
5- 2	0- 0	0- 0		HOME		0- 0		1- 0		4- 2	
3- 4	0- 0	0- 0		AWAY		0- 0		0- 1		3- 3	
0- 0	0- 0	0- 0		NEUTRAL		0- 0		0- 0		0- 0	
<hr/>											
RPI S	Opponent	Score	RPI S	Opponent	Score	RPI S	Opponent	Score	RPI S	Opponent	Score
						56 A	Butler	2 3	108 N	Oakland	1 3
						76 N	Navy	0 3	130 A	LIU Brooklyn	2 3
						82 A	West Virginia	0 3	130 H	LIU Brooklyn	3 1
									153 A	Central Conn. St.	1 3
									153 H	Central Conn. St.	2 3
									166 A	Bryant	0 3
									166 H	Bryant	0 3
									169 A	Duquesne	0 3
									171 N	Northern Ky.	0 3
									178 H	Penn	2 3
									182 N	Stony Brook	3 1
									196 N	Eastern Mich.	0 3
									207 A	Sacred Heart	3 2
									207 H	Sacred Heart	3 0
									229 H	Rutgers	3 0
									237 A	La Salle	3 2
									261 A	Saint Francis (PA)	3 1
									261 H	Saint Francis (PA)	3 2
									280 H	Middle Tenn.	2 3
									290 A	Youngstown St.	2 3
									304 N	Canisius	3 0
									310 A	St. Francis Brooklyn	1 3
									310 H	St. Francis Brooklyn	3 1
									316 N	Siena	3 0
									323 N	Coppin St.	3 0
									325 A	Fairleigh Dickinson	3 0
									325 H	Fairleigh Dickinson	3 0
<hr/>											
LAST 10 GAMES											
			153 H	Central Conn. St.	2 3	207 A	Sacred Heart	3 2			
			166 H	Bryant	0 3	310 H	St. Francis Brooklyn	3 1			
			261 H	Saint Francis (PA)	3 2	130 H	LIU Brooklyn	3 1			
			82 A	West Virginia	0 3	153 A	Central Conn. St.	1 3			
			325 A	Fairleigh Dickinson	3 0	166 A	Bryant	0 3			

Non-Div. I Games:

Robert Morris

Non-Div. I Games:

Loss, Non-Conf, S Site, H Home, A Away, N Neutral Page 241

[illegible]

Non-Div. I Games:

La Salle

Average RPI Win: 236		WON-LOST	WINNING	LAST 10	STRENGTH OF		OPP. STRENGTH	TEAM	ADJ	CONF.	ADJ CONF.
Average RPI Loss: 153		RECORD	PCT. RANK	GAMES	SCHEDULE		OF SCHEDULE	RPI	RPI	RPI	RPI
DIV. I ONLY		12- 18	.4	219	3- 7		214	230	237	.4576	238
DIV. I NON-CONF.		8- 8	.5	159	0- 1		184	209	178	.4898	179
TOTALS		RPI 1-25	RPI 26-50		W-L RECORDS		RPI 51-100		RPI 101-150		RPI 150+
12- 18	0- 0	0- 0		OVERALL		0- 5		3- 6		9- 7	
6- 6	0- 0	0- 0		HOME		0- 2		2- 2		4- 2	
4- 8	0- 0	0- 0		AWAY		0- 1		1- 4		3- 2	
2- 4	0- 0	0- 0		NEUTRAL		0- 2		0- 0		2- 2	
8- 8	0- 0	0- 0		NON-CONFERENCE		0- 3		2- 1		6- 4	
3- 2	0- 0	0- 0		HOME		0- 1		1- 0		2- 1	
3- 2	0- 0	0- 0		AWAY		0- 0		1- 1		2- 1	
2- 4	0- 0	0- 0		NEUTRAL		0- 2		0- 0		2- 2	
4- 10	0- 0	0- 0		CONFERENCE		0- 2		1- 5		3- 3	
3- 4	0- 0	0- 0		HOME		0- 1		1- 2		2- 1	
1- 6	0- 0	0- 0		AWAY		0- 1		0- 3		1- 2	
0- 0	0- 0	0- 0		NEUTRAL		0- 0		0- 0		0- 0	
RPI S	Opponent	Score	RPI S	Opponent	Score	RPI S	Opponent	Score	RPI S	Opponent	Score
						60 A	Denver	2 3	102 H	IUPUI	3 0
						60 H	Denver	1 3	108 A	Oakland	3 0
						62 N	Towson	1 3	114 A	Ball St.	0 3
						76 N	Navy	0 3	119 A	Oral Roberts	1 3
						80 H	SIUE	1 3	119 H	Oral Roberts	1 3
									144 A	South Dakota	0 3
									144 H	South Dakota	0 3
									148 A	North Dakota St.	2 3
									148 H	North Dakota St.	3 1
									183 A	Valparaiso	0 3
									196 A	Eastern Mich.	3 1
									219 H	Wright St.	2 3
									223 A	Omaha	1 3
									223 H	Omaha	2 3
									224 H	Toledo	3 1
									236 N	Kent St.	2 3
									259 N	Bradley	0 3
									261 N	Saint Francis (PA)	3 0
									285 N	Akron	3 1
									289 A	Western Ill.	1 3
									289 H	Western Ill.	3 0
									290 A	Youngstown St.	3 1
									298 H	Quinnipiac	3 2
									318 A	South Dakota St.	3 0
									318 H	South Dakota St.	3 0
LAST 10 GAMES											
			318 H	South Dakota St.	3 0	60 H	Denver	1 3			
			289 A	Western Ill.	1 3	119 H	Oral Roberts	1 3			
			148 A	North Dakota St.	2 3	183 A	Valparaiso	0 3			
			223 A	Omaha	1 3	318 A	South Dakota St.	3 0			
			144 A	South Dakota	0 3	289 H	Western Ill.	3 0			

Non-Div. I Games:

Fort Wayne

Average RPI Win:	266	WON-LOST RECORD	WINNING PCT. RANK	LAST 10 GAMES	STRENGTH OF SCHEDULE	OPP. STRENGTH OF SCHEDULE	TEAM RPI	ADJ RPI	CONF. RPI	ADJ CONF. RPI	
Average RPI Loss:	153										
DIV. I ONLY		14- 12	.53846 143	5- 5	310	201	239	.45626 239	29	28	
DIV. I NON-CONF.		8- 6	.57143 134	0- 0	290	147	201	.47233 201	27	27	
<hr/>											
TOTALS	RPI 1-25	RPI 26-50		W-L RECORDS	RPI 51-100		RPI 101-150		RPI 150+		
14- 12	0- 1	0- 1		OVERALL	1- 0		0- 2		13- 8		
6- 3	0- 0	0- 0		HOME	0- 0		0- 0		6- 3		
6- 5	0- 1	0- 1		AWAY	0- 0		0- 0		6- 3		
2- 4	0- 0	0- 0		NEUTRAL	1- 0		0- 2		1- 2		
<hr/>											
8- 6	0- 1	0- 1		NON-CONFERENCE	1- 0		0- 2		7- 2		
3- 0	0- 0	0- 0		HOME	0- 0		0- 0		3- 0		
3- 2	0- 1	0- 1		AWAY	0- 0		0- 0		3- 0		
2- 4	0- 0	0- 0		NEUTRAL	1- 0		0- 2		1- 2		
<hr/>											
6- 6	0- 0	0- 0		CONFERENCE	0- 0		0- 0		6- 6		
3- 3	0- 0	0- 0		HOME	0- 0		0- 0		3- 3		
3- 3	0- 0	0- 0		AWAY	0- 0		0- 0		3- 3		
0- 0	0- 0	0- 0		NEUTRAL	0- 0		0- 0		0- 0		
<hr/>											
RPI S	Opponent	Score	RPI S	Opponent	Score	RPI S	Opponent	Score	RPI S	Opponent	Score
6 A	Nebraska	0 3	46 A	Maryland	1 3	69 N	Temple	3 1	119 N	Oral Roberts	0 3
									122 N	Northeastern	1 3
									156 N	Saint Mary's (CA)	0 3
									160 A	Albany (NY)	0 3
									160 H	Albany (NY)	1 3
									182 A	Stony Brook	0 3
									182 H	Stony Brook	0 3
									199 A	New Hampshire	3 2
									199 H	New Hampshire	0 3
									241 A	Binghamton	1 3
									241 H	Binghamton	3 1
									242 A	George Washington	3 0
									254 H	Howard	3 0
									258 N	Delaware	2 3
									277 H	Presbyterian	3 1
									286 A	Loyola Maryland	3 1
									301 A	Hartford	3 0
									301 H	Hartford	3 0
									306 A	UMass Lowell	3 0
									306 H	UMass Lowell	3 0
									309 N	Holy Cross	3 1
									315 A	Morgan St.	3 0
323 H	Coppin St.	3 0									
<hr/>											
			LAST 10 GAMES								
			199 H New Hampshire			160 H Albany (NY)			1 3		
			306 H UMass Lowell			301 H Hartford			3 0		
			241 A Binghamton			306 A UMass Lowell			3 0		
			160 A Albany (NY)			199 A New Hampshire			3 2		
			182 H Stony Brook			241 H Binghamton			3 1		

Non-Div. I Games:

UMBC

Average RPI Win: 272		WON-LOST	WINNING	LAST 10	STRENGTH OF		OPP. STRENGTH	TEAM	ADJ	CONF.	ADJ CONF.
Average RPI Loss: 137		RECORD	PCT. RANK	GAMES	SCHEDULE		OF SCHEDULE	RPI	RPI	RPI	RPI
DIV. I ONLY		11- 19	.36667	239	4- 6		183	243	241	.4559	240
DIV. I NON-CONF.		5- 9	.35714	237	0- 0		143	201	209	.46859	207
TOTALS		RPI 1-25	RPI 26-50		W-L RECORDS		RPI 51-100		RPI 101-150		RPI 150+
11- 19	0- 0	0- 1		OVERALL		0- 8		0- 4		11- 6	
2- 9	0- 0	0- 1		HOME		0- 4		0- 1		2- 3	
5- 8	0- 0	0- 0		AWAY		0- 4		0- 3		5- 1	
4- 2	0- 0	0- 0		NEUTRAL		0- 0		0- 0		4- 2	
5- 9	0- 0	0- 1		NON-CONFERENCE		0- 4		0- 1		5- 3	
0- 4	0- 0	0- 1		HOME		0- 2		0- 0		0- 1	
1- 3	0- 0	0- 0		AWAY		0- 2		0- 1		1- 0	
4- 2	0- 0	0- 0		NEUTRAL		0- 0		0- 0		4- 2	
6- 10	0- 0	0- 0		CONFERENCE		0- 4		0- 3		6- 3	
2- 5	0- 0	0- 0		HOME		0- 2		0- 1		2- 2	
4- 5	0- 0	0- 0		AWAY		0- 2		0- 2		4- 1	
0- 0	0- 0	0- 0		NEUTRAL		0- 0		0- 0		0- 0	
RPI S	Opponent	Score	RPI S	Opponent	Score	RPI S	Opponent	Score	RPI S	Opponent	Score
			41 H	Missouri St.	2 3	52 A	Col. of Charleston	0 3	120 A	South Ala.	0 3
						62 H	Towson	1 3	120 H	South Ala.	2 3
						70 H	Texas St.	0 3	147 A	Louisiana	0 3
						81 A	North Dakota	0 3	148 A	North Dakota St.	2 3
						89 A	Coastal Caro.	1 3	176 N	Buffalo	2 3
						89 H	Coastal Caro.	2 3	181 A	UNCW	3 1
						95 A	Arkansas St.	2 3	193 H	Virginia	1 3
						99 H	ETSU	1 3	230 H	UT Arlington	0 3
									242 N	George Washington	3 2
									251 A	Little Rock	3 2
									255 N	Davidson	2 3
									263 A	Georgia St.	3 1
									263 H	Georgia St.	2 3
									265 N	Mercer	3 1
									282 A	Troy	2 3
									282 H	Troy	3 2
									286 N	Loyola Maryland	3 1
									300 A	Ga. Southern	3 2
									300 H	Ga. Southern	3 1
									308 A	La.-Monroe	3 0
									318 N	South Dakota St.	3 1
			LAST 10 GAMES								
			120 A	South Ala.	0 3	120 H	South Ala.	2 3			
			282 A	Troy	2 3	308 A	La.-Monroe	3 0			
			263 A	Georgia St.	3 1	147 A	Louisiana	0 3			
			300 A	Ga. Southern	3 2	89 H	Coastal Caro.	2 3			
			282 H	Troy	3 2	89 A	Coastal Caro.	1 3			

Non-Div. I Games:

Appalachian St.

Average RPI Win:	236	WON-LOST RECORD	WINNING PCT. RANK	LAST 10 GAMES	STRENGTH OF SCHEDULE	OPP. STRENGTH OF SCHEDULE	TEAM RPI	ADJ RPI	CONF. RPI	ADJ CONF. RPI	
Average RPI Loss:	184	11- 14	.44 199	7- 3	257	262	240	.4549 241	29	28	
DIV. I ONLY		3- 10	.23077 277	0- 0	180	224	276	.42306 274	27	27	
DIV. I NON-CONF.											
<hr/>											
TOTALS	RPI 1-25	RPI 26-50		W-L RECORDS		RPI 51-100		RPI 101-150		RPI 150+	
11- 14	0- 0	0- 0		OVERALL		1- 0		0- 5		10- 9	
6- 1	0- 0	0- 0		HOME		0- 0		0- 0		6- 1	
3- 7	0- 0	0- 0		AWAY		0- 0		0- 2		3- 5	
2- 6	0- 0	0- 0		NEUTRAL		1- 0		0- 3		1- 3	
3- 10	0- 0	0- 0		NON-CONFERENCE		1- 0		0- 5		2- 5	
1- 0	0- 0	0- 0		HOME		0- 0		0- 0		1- 0	
0- 4	0- 0	0- 0		AWAY		0- 0		0- 2		0- 2	
2- 6	0- 0	0- 0		NEUTRAL		1- 0		0- 3		1- 3	
8- 4	0- 0	0- 0		CONFERENCE		0- 0		0- 0		8- 4	
5- 1	0- 0	0- 0		HOME		0- 0		0- 0		5- 1	
3- 3	0- 0	0- 0		AWAY		0- 0		0- 0		3- 3	
0- 0	0- 0	0- 0		NEUTRAL		0- 0		0- 0		0- 0	
RPI S	Opponent	Score	RPI S	Opponent	Score	RPI S	Opponent	Score	RPI S	Opponent	Score
						75 N	Cleveland St.	3 2	110 A	Hofstra	0 3
									126 N	St. John's (NY)	0 3
									131 N	Syracuse	0 3
									135 N	UC Davis	0 3
									136 A	Cornell	1 3
									160 A	Albany (NY)	1 3
									160 H	Albany (NY)	0 3
									166 N	Bryant	1 3
									182 A	Stony Brook	3 1
									182 H	Stony Brook	3 2
									183 N	Valparaiso	1 3
									199 A	New Hampshire	3 1
									199 H	New Hampshire	3 1
									204 A	UNLV	0 3
									239 A	UMBC	1 3
									239 H	UMBC	3 1
									256 A	Marist	2 3
									267 N	Eastern Wash.	2 3
									293 N	Rider	3 1
									301 A	Hartford	2 3
									301 H	Hartford	3 1
									306 A	UMass Lowell	3 0
									306 H	UMass Lowell	3 0
									316 H	Siena	3 0
LAST 10 GAMES											
						182 A	Stony Brook	3 1	160 H	Albany (NY)	0 3
						239 H	UMBC	3 1	182 H	Stony Brook	3 2
						301 H	Hartford	3 1	301 A	Hartford	2 3
						306 A	UMass Lowell	3 0	239 A	UMBC	1 3
						199 A	New Hampshire	3 1	199 H	New Hampshire	3 1

Non-Div. I Games:

Binghamton

Average RPI Win:	249	WON-LOST	WINNING	LAST 10	STRENGTH OF	OPP. STRENGTH	TEAM	ADJ	CONF.	ADJ CONF.		
Average RPI Loss:	147	RECORD	PCT. RANK	GAMES	SCHEDULE	OF SCHEDULE	RPI	RPI	RPI	RPI		
DIV. I ONLY	10- 20	.33333	253	4- 6	159	220	244	.45367	242	17	17	
DIV. I NON-CONF.	4- 12	.25	273	0- 1	160	248	266	.43224	266	17	18	
<hr/>												
TOTALS	RPI 1-25	RPI 26-50		W-L RECORDS		RPI 51-100		RPI 101-150		RPI 150+		
10- 20	0- 0	0- 1		OVERALL		0- 5		0- 6		10- 8		
6- 8	0- 0	0- 1		HOME		0- 1		0- 4		6- 2		
2- 10	0- 0	0- 0		AWAY		0- 4		0- 2		2- 4		
2- 2	0- 0	0- 0		NEUTRAL		0- 0		0- 0		2- 2		
<hr/>												
4- 12	0- 0	0- 0		NON-CONFERENCE		0- 3		0- 4		4- 5		
2- 5	0- 0	0- 0		HOME		0- 0		0- 3		2- 2		
0- 5	0- 0	0- 0		AWAY		0- 3		0- 1		0- 1		
2- 2	0- 0	0- 0		NEUTRAL		0- 0		0- 0		2- 2		
<hr/>												
6- 8	0- 0	0- 1		CONFERENCE		0- 2		0- 2		6- 3		
4- 3	0- 0	0- 1		HOME		0- 1		0- 1		4- 0		
2- 5	0- 0	0- 0		AWAY		0- 1		0- 1		2- 3		
0- 0	0- 0	0- 0		NEUTRAL		0- 0		0- 0		0- 0		
<hr/>												
RPI S	Opponent	Score	RPI S	Opponent	Score	RPI S	Opponent	Score	RPI S	Opponent	Score	
			42 H	VCU	0 3	53 A	Dayton	1 3	110 H	Hofstra	1 3	
						53 H	Dayton	0 3	129 H	Indiana	0 3	
						71 A	American	0 3	130 H	LIU Brooklyn	2 3	
						81 A	North Dakota	0 3	146 A	Saint Louis	0 3	
						88 A	Tennessee	0 3	146 H	Saint Louis	0 3	
									148 A	North Dakota St.	0 3	
									161 N	Wofford	3 2	
									169 A	Duquesne	1 3	
									169 H	Duquesne	3 1	
									174 N	Western Mich.	1 3	
									197 A	Rhode Island	1 3	
									222 H	UMES	0 3	
									237 A	La Salle	3 2	
									237 H	La Salle	3 1	
									239 H	UMBC	0 3	
									240 N	Appalachian St.	2 3	
									247 A	Fordham	1 3	
									254 A	Howard	0 3	
									255 H	Davidson	3 1	
									258 H	Delaware	3 2	
									275 A	George Mason	3 2	
									275 H	George Mason	3 1	
									309 H	Holy Cross	3 0	
									318 N	South Dakota St.	3 0	
<hr/>												
			LAST 10 GAMES									
	146 H	Saint Louis	0	3	53 A	Dayton	1	3	309 H	Holy Cross	3	0
	53 H	Dayton	0	3	146 A	Saint Louis	0	3	318 N	South Dakota St.	3	0
	275 H	George Mason	3	1	255 H	Davidson	3	1				
	237 H	La Salle	3	1	42 H	VCU	0	3				
	169 H	Duquesne	3	1	71 A	American	0	3				

Non-Div. I Games:

George Washington

Average RPI Win: 201		WON-LOST RECORD		WINNING PCT. RANK		LAST 10 GAMES		STRENGTH OF SCHEDULE		OPP. STRENGTH OF SCHEDULE		TEAM RPI		ADJ RPI		CONF. RPI		ADJ CONF. RPI	
Average RPI Loss: 148																			
DIV. I ONLY		10- 17		.37037 236		3- 7		223		153		243		.45294 243		11		11	
DIV. I NON-CONF.		5- 7		.41667 211		0- 0		197		175		212		.46588 211		10		10	
TOTALS		RPI 1-25		RPI 26-50		W-L RECORDS		RPI 51-100		RPI 101-150		RPI 150+							
10- 17		0- 0		0- 1		OVERALL		0- 3		1- 5		9- 8							
5- 3		0- 0		0- 0		HOME		0- 1		1- 1		4- 1							
3- 11		0- 0		0- 0		AWAY		0- 2		0- 3		3- 6							
2- 3		0- 0		0- 1		NEUTRAL		0- 0		0- 1		2- 1							
5- 7		0- 0		0- 1		NON-CONFERENCE		0- 1		0- 2		5- 3							
1- 0		0- 0		0- 0		HOME		0- 0		0- 0		1- 0							
2- 4		0- 0		0- 0		AWAY		0- 1		0- 1		2- 2							
2- 3		0- 0		0- 1		NEUTRAL		0- 0		0- 1		2- 1							
5- 10		0- 0		0- 0		CONFERENCE		0- 2		1- 3		4- 5							
4- 3		0- 0		0- 0		HOME		0- 1		1- 1		3- 1							
1- 7		0- 0		0- 0		AWAY		0- 1		0- 2		1- 4							
0- 0		0- 0		0- 0		NEUTRAL		0- 0		0- 0		0- 0							
RPI S	Opponent	Score		RPI S	Opponent	Score		RPI S	Opponent	Score		RPI S	Opponent	Score					
				29 N	Oregon St.	0	3	74 A	UC Irvine	0	3	106 N	Pepperdine	0	3				
								93 A	Boise St.	0	3	123 A	Portland	1	3				
								93 H	Boise St.	1	3	128 A	San Jose St.	0	3				
												128 H	San Jose St.	1	3				
												145 A	San Diego St.	0	3				
												145 H	San Diego St.	3	1				
												156 A	Saint Mary's (CA)	0	3				
												167 A	Utah St.	1	3				
												167 H	Utah St.	3	1				
												175 A	New Mexico	1	3				
												175 H	New Mexico	3	0				
												185 N	CSUN	2	3				
												191 N	Utah Valley	3	1				
												204 A	UNLV	3	2				
												205 N	Alabama St.	3	1				
												208 A	Nevada	0	3				
												208 H	Nevada	3	1				
												210 A	Air Force	2	3				
												210 H	Air Force	2	3				
												211 A	CSU Bakersfield	3	2				
												211 H	CSU Bakersfield	3	0				
												294 A	San Francisco	2	3				
												294 A	San Francisco	3	0				
				LAST 10 GAMES															
				175 H	New Mexico	3	0	93 H	Boise St.	1	3								
				210 A	Air Force	2	3	167 H	Utah St.	3	1								
				145 A	San Diego St.	0	3	175 A	New Mexico	1	3								
				208 A	Nevada	0	3	204 A	UNLV	3	2								
				128 A	San Jose St.	0	3	210 H	Air Force	2	3								

Non-Div. I Games:

Fresno St.

Average RPI Win:	289	WON-LOST	WINNING	LAST 10	STRENGTH OF	OPP. STRENGTH	TEAM	ADJ	CONF.	ADJ CONF.	
Average RPI Loss:	166	RECORD	PCT. RANK	GAMES	SCHEDULE	OF SCHEDULE	RPI	RPI	RPI	RPI	
DIV. I ONLY	13- 11	.54167	142	8- 2	303	302	246	.45278	244	31	31
DIV. I NON-CONF.	4- 10	.28571	266	1- 1	156	183	239	.44842	239	31	31
<hr/>											
TOTALS	RPI 1-25	RPI 26-50		W-L RECORDS	RPI 51-100		RPI 101-150		RPI 150+		
13- 11	0- 1	0- 0		OVERALL	0- 3		0- 1		13- 6		
7- 0	0- 0	0- 0		HOME	0- 0		0- 0		7- 0		
4- 6	0- 1	0- 0		AWAY	0- 1		0- 1		4- 3		
2- 5	0- 0	0- 0		NEUTRAL	0- 2		0- 0		2- 3		
<hr/>											
4- 10	0- 1	0- 0		NON-CONFERENCE	0- 3		0- 1		4- 5		
2- 0	0- 0	0- 0		HOME	0- 0		0- 0		2- 0		
0- 5	0- 1	0- 0		AWAY	0- 1		0- 1		0- 2		
2- 5	0- 0	0- 0		NEUTRAL	0- 2		0- 0		2- 3		
<hr/>											
9- 1	0- 0	0- 0		CONFERENCE	0- 0		0- 0		9- 1		
5- 0	0- 0	0- 0		HOME	0- 0		0- 0		5- 0		
4- 1	0- 0	0- 0		AWAY	0- 0		0- 0		4- 1		
0- 0	0- 0	0- 0		NEUTRAL	0- 0		0- 0		0- 0		
<hr/>											
RPI S	Opponent	Score		RPI S	Opponent	Score		RPI S	Opponent	Score	
2 A	Florida	0 3						148 A	North Dakota St.	1 3	
								171 N	Northern Ky.	3 1	
								184 N	Northern Colo.	1 3	
								201 N	Chattanooga	1 3	
								205 H	Alabama St.	3 2	
								249 A	UAB	1 3	
								252 A	North Florida	0 3	
								252 H	North Florida	3 2	
								271 A	Bethune-Cookman	0 3	
								271 H	Bethune-Cookman	3 1	
								279 N	Louisiana Tech	2 3	
								294 N	San Francisco	3 0	
								299 A	N.C. A&T	3 0	
								299 H	N.C. A&T	3 0	
								327 A	N.C. Central	3 0	
								327 H	N.C. Central	3 0	
								328 A	Savannah St.	3 2	
								328 H	Savannah St.	3 1	
								331 A	South Carolina St.	3 0	
								331 H	South Carolina St.	3 0	
<hr/>											
LAST 10 GAMES											
299 A	N.C. A&T	3 0		331 H	South Carolina St.	3 0					
327 A	N.C. Central	3 0		249 A	UAB	1 3					
205 H	Alabama St.	3 2		299 H	N.C. A&T	3 0					
271 H	Bethune-Cookman	3 1		327 H	N.C. Central	3 0					
328 H	Savannah St.	3 1		271 A	Bethune-Cookman	0 3					

Non-Div. I Games:

Florida A&M

Average RPI Win: 243		WON-LOST	WINNING	LAST 10	STRENGTH OF		OPP. STRENGTH	TEAM	ADJ	CONF.	ADJ CONF.
Average RPI Loss: 125		RECORD	PCT. RANK	GAMES	SCHEDULE		OF SCHEDULE	RPI	RPI	RPI	RPI
DIV. I ONLY		9- 19	.32143	260	4- 6		178	137	247	.45261	245
DIV. I NON-CONF.		2- 10	.16667	297	0- 0		200	124	290	.40763	287
TOTALS		RPI 1-25	RPI 26-50		W-L RECORDS		RPI 51-100		RPI 101-150		RPI 150+
9- 19	0- 0	0- 5		OVERALL		0- 3		0- 5		9- 6	
5- 6	0- 0	0- 2		HOME		0- 1		0- 1		5- 2	
3- 7	0- 0	0- 3		AWAY		0- 0		0- 2		3- 2	
1- 6	0- 0	0- 0		NEUTRAL		0- 2		0- 2		1- 2	
2- 10	0- 0	0- 1		NON-CONFERENCE		0- 2		0- 3		2- 4	
1- 1	0- 0	0- 0		HOME		0- 0		0- 0		1- 1	
0- 3	0- 0	0- 1		AWAY		0- 0		0- 1		0- 1	
1- 6	0- 0	0- 0		NEUTRAL		0- 2		0- 2		1- 2	
7- 9	0- 0	0- 4		CONFERENCE		0- 1		0- 2		7- 2	
4- 5	0- 0	0- 2		HOME		0- 1		0- 1		4- 1	
3- 4	0- 0	0- 2		AWAY		0- 0		0- 1		3- 1	
0- 0	0- 0	0- 0		NEUTRAL		0- 0		0- 0		0- 0	
RPI S	Opponent	Score	RPI S	Opponent	Score	RPI S	Opponent	Score	RPI S	Opponent	Score
			41 A	Missouri St.	0 3	75 N	Cleveland St.	0 3	102 N	IUPUI	2 3
			41 H	Missouri St.	0 3	89 N	Coastal Caro.	0 3	114 N	Ball St.	0 3
			45 A	Iowa	1 3	96 H	Illinois St.	0 3	124 A	Drake	1 3
			50 A	UNI	0 3				124 H	Drake	0 3
			50 H	UNI	0 3				129 A	Indiana	0 3
									165 A	Central Mich.	2 3
									183 A	Valparaiso	3 0
									183 H	Valparaiso	3 1
									188 H	Eastern Ill.	2 3
									223 N	Omaha	2 3
									223 N	Omaha	1 3
									228 A	Southern Ill.	3 1
									228 H	Southern Ill.	1 3
									248 N	DePaul	3 0
									259 H	Bradley	3 1
									264 A	Loyola Chicago	3 2
									264 H	Loyola Chicago	3 1
									269 A	Evansville	2 3
									269 H	Evansville	3 2
									292 H	Cal St. Fullerton	3 2
LAST 10 GAMES			LAST 10 GAMES			LAST 10 GAMES			LAST 10 GAMES		
			183 H	Valparaiso	3 1	228 H	Southern Ill.	1 3			
			264 H	Loyola Chicago	3 1	269 A	Evansville	2 3			
			50 A	UNI	0 3	264 A	Loyola Chicago	3 2			
			124 A	Drake	1 3	183 A	Valparaiso	3 0			
			41 H	Missouri St.	0 3	96 H	Illinois St.	0 3			

Non-Div. I Games:

Indiana St.

Average RPI Win:		265	WON-LOST RECORD		WINNING PCT. RANK		LAST 10 GAMES		STRENGTH OF SCHEDULE		OPP. STRENGTH OF SCHEDULE		TEAM RPI		ADJ RPI		CONF. RPI		ADJ CONF. RPI				
Average RPI Loss:		149																					
DIV. I ONLY			11- 18		.37931 230		3- 7		208		235		242		.45236 246		24		23				
DIV. I NON-CONF.			6- 7		.46154 183		1- 0		300		184		262		.4338 264		26		26				
TOTALS		RPI 1-25		RPI 26-50		W-L RECORDS		RPI 51-100		RPI 101-150		RPI 150+											
11- 18		0- 1		0- 0		OVERALL		0- 6		1- 3		10- 8											
4- 4		0- 0		0- 0		HOME		0- 2		1- 0		3- 2											
2- 10		0- 0		0- 0		AWAY		0- 4		0- 2		2- 4											
5- 4		0- 1		0- 0		NEUTRAL		0- 0		0- 1		5- 2											
6- 7		0- 1		0- 0		NON-CONFERENCE		0- 2		0- 1		6- 3											
0- 0		0- 0		0- 0		HOME		0- 0		0- 0		0- 0											
1- 3		0- 0		0- 0		AWAY		0- 2		0- 0		1- 1											
5- 4		0- 1		0- 0		NEUTRAL		0- 0		0- 1		5- 2											
5- 11		0- 0		0- 0		CONFERENCE		0- 4		1- 2		4- 5											
4- 4		0- 0		0- 0		HOME		0- 2		1- 0		3- 2											
1- 7		0- 0		0- 0		AWAY		0- 2		0- 2		1- 3											
0- 0		0- 0		0- 0		NEUTRAL		0- 0		0- 0		0- 0											
RPI	S	Opponent		Score		RPI	S	Opponent		Score		RPI	S	Opponent		Score		RPI	S	Opponent		Score	
1	N	Penn St.		0 3								118	A	Murray St.		0 3		118	H	Murray St.		3 1	
												72	A	Central Ark.		0 3		129	N	Indiana		0 3	
												80	A	SIUE		1 3		149	A	Belmont		0 3	
												80	H	SIUE		2 3		188	A	Eastern Ill.		1 3	
												82	A	West Virginia		0 3		188	H	Eastern Ill.		1 3	
																		203	H	Eastern Ky.		1 3	
																		212	A	Jacksonville St.		2 3	
																		249	N	UAB		3 0	
																		251	N	Little Rock		1 3	
																		258	N	Delaware		3 1	
																		262	A	Tennessee St.		3 1	
																		266	A	Southeast Mo. St.		2 3	
																		266	H	Southeast Mo. St.		3 1	
																		269	A	Evansville		3 1	
																		272	A	Memphis		1 3	
																		272	N	Memphis		0 3	
																		279	N	Louisiana Tech		3 2	
																		284	H	Morehead St.		3 1	
																		308	N	La.-Monroe		3 2	
																		313	N	Nicholls St.		3 0	
																		314	H	Tennessee Tech		3 1	
LAST 10 GAMES																							
						279	N	Louisiana Tech		3 2		212	A	Jacksonville St.		2 3							
						80	H	SIUE		2 3		266	A	Southeast Mo. St.		2 3							
						188	H	Eastern Ill.		1 3		284	H	Morehead St.		3 1							
						118	A	Murray St.		0 3		203	H	Eastern Ky.		1 3							
						59	A	Austin Peay		0 3		262	A	Tennessee St.		3 1							

Non-Div. I Games:

UT Martin

Average RPI Win: 285		WON-LOST RECORD		WINNING PCT. RANK		LAST 10 GAMES		STRENGTH OF SCHEDULE		OPP. STRENGTH OF SCHEDULE		TEAM RPI		ADJ RPI		CONF. RPI		ADJ CONF. RPI	
DIV. I ONLY		12- 15		.44444 195		2- 8		271		263		245		.45056 247		17		17	
DIV. I NON-CONF.		8- 5		.61538 112		0- 0		312		319		233		.45017 236		17		18	
TOTALS		RPI 1-25		RPI 26-50		W-L RECORDS		RPI 51-100		RPI 101-150		RPI 150+							
12- 15		0- 0		0- 2		OVERALL		0- 3		0- 5		12- 5							
5- 5		0- 0		0- 1		HOME		0- 2		0- 1		5- 1							
4- 7		0- 0		0- 1		AWAY		0- 1		0- 1		4- 4							
3- 3		0- 0		0- 0		NEUTRAL		0- 0		0- 3		3- 0							
8- 5		0- 0		0- 0		NON-CONFERENCE		0- 1		0- 3		8- 1							
2- 1		0- 0		0- 0		HOME		0- 1		0- 0		2- 0							
3- 1		0- 0		0- 0		AWAY		0- 0		0- 0		3- 1							
3- 3		0- 0		0- 0		NEUTRAL		0- 0		0- 3		3- 0							
4- 10		0- 0		0- 2		CONFERENCE		0- 2		0- 2		4- 4							
3- 4		0- 0		0- 1		HOME		0- 1		0- 1		3- 1							
1- 6		0- 0		0- 1		AWAY		0- 1		0- 1		1- 3							
0- 0		0- 0		0- 0		NEUTRAL		0- 0		0- 0		0- 0							
RPI S	Opponent	Score		RPI S	Opponent	Score		RPI S	Opponent	Score		RPI S	Opponent	Score					
				42 A	VCU	0 3		53 A	Dayton	1 3		125 N	Idaho	0 3					
				42 H	VCU	0 3		53 H	Dayton	1 3		130 N	LIU Brooklyn	1 3					
								75 H	Cleveland St.	0 3		143 N	Gonzaga	1 3					
												146 A	Saint Louis	1 3					
												146 H	Saint Louis	2 3					
												169 A	Duquesne	0 3					
												197 A	Rhode Island	2 3					
												197 H	Rhode Island	0 3					
												213 A	Columbia	0 3					
												237 A	La Salle	3 0					
												242 H	George Washington	3 1					
												255 A	Davidson	0 3					
												255 H	Davidson	3 2					
												266 N	Southeast Mo. St.	3 1					
												270 A	New Orleans	3 2					
												275 H	George Mason	3 0					
												276 A	Grand Canyon	3 1					
												293 H	Rider	3 1					
												310 N	St. Francis Brooklyn	3 0					
												332 A	Manhattan	3 0					
												333 H	Saint Peter's	3 0					
												334 N	Alcorn	3 0					
				LAST 10 GAMES															
197 A Rhode Island				2		3		42 H VCU				0		3					
53 A Dayton				1		3		169 A Duquesne				0		3					
146 A Saint Louis				1		3		237 A La Salle				3		0					
197 H Rhode Island				0		3		146 H Saint Louis				2		3					
255 H Davidson				3		2		53 H Dayton				1		3					

Non-Div. I Games:

Fordham

Average RPI Win: 195		WON-LOST RECORD		WINNING PCT. RANK		LAST 10 GAMES		STRENGTH OF SCHEDULE		OPP. STRENGTH OF SCHEDULE		TEAM RPI		ADJ RPI		CONF. RPI		ADJ CONF. RPI	
DIV. I ONLY		8- 21		.27586 282		1- 9		172		82		249		.44908 248		7		7	
DIV. I NON-CONF.		6- 6		.5 159		0- 0		243		154		202		.47229 202		7		7	
TOTALS		RPI 1-25		RPI 26-50		W-L RECORDS		RPI 51-100		RPI 101-150		RPI 150+							
8- 21		0- 2		0- 1		OVERALL		0- 7		3- 3		5- 8							
1- 10		0- 1		0- 0		HOME		0- 4		1- 0		0- 5							
4- 9		0- 1		0- 1		AWAY		0- 3		1- 2		3- 2							
3- 2		0- 0		0- 0		NEUTRAL		0- 0		1- 1		2- 1							
6- 6		0- 0		0- 0		NON-CONFERENCE		0- 1		2- 2		4- 3							
0- 3		0- 0		0- 0		HOME		0- 1		0- 0		0- 2							
3- 1		0- 0		0- 0		AWAY		0- 0		1- 1		2- 0							
3- 2		0- 0		0- 0		NEUTRAL		0- 0		1- 1		2- 1							
2- 15		0- 2		0- 1		CONFERENCE		0- 6		1- 1		1- 5							
1- 7		0- 1		0- 0		HOME		0- 3		1- 0		0- 3							
1- 8		0- 1		0- 1		AWAY		0- 3		0- 1		1- 2							
0- 0		0- 0		0- 0		NEUTRAL		0- 0		0- 0		0- 0							
RPI	S	Opponent		Score	RPI	S	Opponent		Score	RPI	S	Opponent		Score					
9	A	Creighton		0 3	30	A	Marquette		0 3	56	A	Butler		0 3					
9	H	Creighton		0 3						56	H	Butler		0 3					
										78	H	Northwestern		0 3					
										83	A	Villanova		2 3					
										83	H	Villanova		0 3					
										92	A	Seton Hall		0 3					
										92	H	Seton Hall		0 3					
												114 N Ball St.		1 3					
												125 N Idaho		3 1					
												126 A St. John's (NY)		1 3					
												126 H St. John's (NY)		3 2					
												129 A Indiana		1 3					
												146 A Saint Louis		3 1					
												152 A Xavier		2 3					
												152 H Xavier		0 3					
												162 A Ill.-Chicago		3 1					
												164 H Army West Point		1 3					
												177 A Providence		0 3					
												177 H Providence		0 3					
												209 A Georgetown		3 2					
												209 H Georgetown		1 3					
												233 H Milwaukee		0 3					
												245 N Indiana St.		0 3					
												251 N Little Rock		3 2					
												264 A Loyola Chicago		3 0					
												279 N Louisiana Tech		3 2					
LAST 10 GAMES																			

Non-Div. I Games:

DePaul

UAB		Through Games Of Nov. 12, 2017									
Average RPI Win:	274	WON-LOST RECORD	WINNING PCT. RANK	LAST 10 GAMES	STRENGTH OF SCHEDULE	OPP. STRENGTH OF SCHEDULE	TEAM RPI	ADJ RPI	CONF. RPI	ADJ CONF. RPI	
DIV. I ONLY	11- 19	.36667	239	2- 8	215	246	251	.44881	249	13	13
DIV. I NON-CONF.	7- 9	.4375	208	1- 0	258	288	257	.44019	257	15	15
<hr/>											
TOTALS	RPI 1-25	RPI 26-50		W-L RECORDS	RPI 51-100		RPI 101-150		RPI 150+		
11- 19	0- 0	0- 3		OVERALL	0- 3		0- 3		11- 10		
9- 7	0- 0	0- 1		HOME	0- 3		0- 1		9- 2		
2- 8	0- 0	0- 2		AWAY	0- 0		0- 1		2- 5		
0- 4	0- 0	0- 0		NEUTRAL	0- 0		0- 1		0- 3		
<hr/>											
7- 9	0- 0	0- 0		NON-CONFERENCE	0- 1		0- 1		7- 7		
7- 2	0- 0	0- 0		HOME	0- 1		0- 0		7- 1		
0- 3	0- 0	0- 0		AWAY	0- 0		0- 0		0- 3		
0- 4	0- 0	0- 0		NEUTRAL	0- 0		0- 1		0- 3		
<hr/>											
4- 10	0- 0	0- 3		CONFERENCE	0- 2		0- 2		4- 3		
2- 5	0- 0	0- 1		HOME	0- 2		0- 1		2- 1		
2- 5	0- 0	0- 2		AWAY	0- 0		0- 1		2- 2		
0- 0	0- 0	0- 0		NEUTRAL	0- 0		0- 0		0- 0		
<hr/>											
RPI S	Opponent	Score	RPI S	Opponent	Score	RPI S	Opponent	Score	RPI S	Opponent	Score
			32 A	Western Ky.	0 3	59 H	Austin Peay	1 3	107 A	UTSA	2 3
			32 H	Western Ky.	0 3	64 H	Rice	2 3	129 N	Indiana	1 3
			48 A	North Texas	0 3	86 H	Fla. Atlantic	0 3	138 H	Southern Miss.	0 3
									157 N	Fairfield	2 3
									177 N	Providence	2 3
									180 H	Charlotte	1 3
									195 A	Marshall	0 3
									205 H	Alabama St.	1 3
									226 H	Western Caro.	3 1
									234 A	Boston College	1 3
									244 H	Florida A&M	3 1
									246 N	UT Martin	0 3
									263 H	Georgia St.	3 1
									269 A	Evansville	2 3
									270 H	New Orleans	3 0
									273 A	UTEP	3 1
									274 H	FIU	3 0
									279 A	Louisiana Tech	1 3
									280 A	Middle Tenn.	3 1
									280 H	Middle Tenn.	3 1
									282 A	Troy	2 3
									289 H	Western Ill.	3 0
									291 H	Charleston So.	3 1
									329 H	Mississippi Val.	3 0
<hr/>											
LAST 10 GAMES											
			195 A	Marshall	0 3	280 H	Middle Tenn.	3 1	291 H	Charleston So.	3 1
			86 H	Fla. Atlantic	0 3	244 H	Florida A&M	3 1	329 H	Mississippi Val.	3 0
			138 H	Southern Miss.	0 3	64 H	Rice	2 3			
			32 A	Western Ky.	0 3	32 H	Western Ky.	0 3			
			107 A	UTSA	2 3	279 A	Louisiana Tech	1 3			

U
A
B

Non-Div. I Games:

UAB

Non-Div. I Games:

Montana

Average RPI Win: 284		WON-LOST	WINNING	LAST 10	STRENGTH OF		OPP. STRENGTH	TEAM	ADJ	CONF.	ADJ CONF.
Average RPI Loss: 141		RECORD	PCT. RANK	GAMES	SCHEDULE		OF SCHEDULE	RPI	RPI	RPI	RPI
DIV. I ONLY		9- 19	.32143	260	3- 7		163	255	254	.4477	251
DIV. I NON-CONF.		4- 8	.33333	248	0- 0		151	252	229	.45529	228
TOTALS		RPI 1-25	RPI 26-50		W-L RECORDS		RPI 51-100		RPI 101-150		RPI 150+
9- 19	0- 0	0- 1		OVERALL		0- 7		0- 6		9- 5	
4- 5	0- 0	0- 0		HOME		0- 3		0- 1		4- 1	
1- 10	0- 0	0- 0		AWAY		0- 4		0- 4		1- 2	
4- 4	0- 0	0- 1		NEUTRAL		0- 0		0- 1		4- 2	
4- 8	0- 0	0- 1		NON-CONFERENCE		0- 2		0- 3		4- 2	
0- 0	0- 0	0- 0		HOME		0- 0		0- 0		0- 0	
0- 4	0- 0	0- 0		AWAY		0- 2		0- 2		0- 0	
4- 4	0- 0	0- 1		NEUTRAL		0- 0		0- 1		4- 2	
5- 11	0- 0	0- 0		CONFERENCE		0- 5		0- 3		5- 3	
4- 5	0- 0	0- 0		HOME		0- 3		0- 1		4- 1	
1- 6	0- 0	0- 0		AWAY		0- 2		0- 2		1- 2	
0- 0	0- 0	0- 0		NEUTRAL		0- 0		0- 0		0- 0	
RPI S	Opponent	Score	RPI S	Opponent	Score	RPI S	Opponent	Score	RPI S	Opponent	Score
			28 N	Miami (FL)	1 3	70 A	Texas St.	0 3	105 N	Colgate	1 3
						70 H	Texas St.	0 3	120 A	South Ala.	1 3
						72 A	Central Ark.	1 3	138 A	Southern Miss.	2 3
						89 H	Coastal Caro.	1 3	146 A	Saint Louis	1 3
						91 A	SFA	0 3	147 A	Louisiana	1 3
						95 A	Arkansas St.	1 3	147 H	Louisiana	2 3
						95 H	Arkansas St.	2 3	230 A	UT Arlington	1 3
									230 H	UT Arlington	3 2
									240 H	Appalachian St.	2 3
									246 N	UT Martin	3 1
									248 N	DePaul	2 3
									263 H	Georgia St.	3 2
									272 N	Memphis	0 3
									279 N	Louisiana Tech	3 0
									282 A	Troy	1 3
									300 H	Ga. Southern	3 1
									302 N	Texas Southern	3 0
									308 A	La.-Monroe	3 0
									308 H	La.-Monroe	3 2
									321 N	Jackson St.	3 0
			LAST 10 GAMES								
			95 H	Arkansas St.	2 3	282 A	Troy	1 3			
			70 A	Texas St.	0 3	120 A	South Ala.	1 3			
			230 A	UT Arlington	1 3	308 H	La.-Monroe	3 2			
			263 H	Georgia St.	3 2	147 H	Louisiana	2 3			
			300 H	Ga. Southern	3 1	95 A	Arkansas St.	1 3			

Non-Div. I Games:

Little Rock

Average RPI Win:	255	WON-LOST RECORD	WINNING PCT. RANK	LAST 10 GAMES	STRENGTH OF SCHEDULE	OPP. STRENGTH OF SCHEDULE	TEAM RPI	ADJ RPI	CONF. RPI	ADJ CONF. RPI
DIV. I ONLY		13- 18	.41935 216	6- 4	264	248	248	.44745 252	19	19
DIV. I NON-CONF.		8- 9	.47059 181	1- 0	275	272	250	.44222 251	19	19
TOTALS	RPI 1-25	RPI 26-50	W-L RECORDS	RPI 51-100	RPI 101-150	RPI 150+				
13- 18	0- 0	0- 0	OVERALL	0- 4	1- 6	12- 8				
7- 3	0- 0	0- 0	HOME	0- 2	1- 1	6- 0				
1- 12	0- 0	0- 0	AWAY	0- 2	0- 4	1- 6				
5- 3	0- 0	0- 0	NEUTRAL	0- 0	0- 1	5- 2				
8- 9	0- 0	0- 0	NON-CONFERENCE	0- 0	0- 3	8- 6				
3- 0	0- 0	0- 0	HOME	0- 0	0- 0	3- 0				
0- 6	0- 0	0- 0	AWAY	0- 0	0- 2	0- 4				
5- 3	0- 0	0- 0	NEUTRAL	0- 0	0- 1	5- 2				
5- 9	0- 0	0- 0	CONFERENCE	0- 4	1- 3	4- 2				
4- 3	0- 0	0- 0	HOME	0- 2	1- 1	3- 0				
1- 6	0- 0	0- 0	AWAY	0- 2	0- 2	1- 2				
0- 0	0- 0	0- 0	NEUTRAL	0- 0	0- 0	0- 0				
RPI S Opponent Score	RPI S Opponent Score	RPI S Opponent Score	RPI S Opponent Score	RPI S Opponent Score	RPI S Opponent Score	RPI S Opponent Score				
				54 A Kennesaw St. 0 3	104 A FGCU 0 3					
				54 H Kennesaw St. 1 3	104 H FGCU 3 2					
				90 A Lipscomb 0 3	115 N Kansas St. 1 3					
				90 H Lipscomb 0 3	116 A Georgia Tech 0 3					
					133 A Jacksonville 0 3					
					133 H Jacksonville 1 3					
					139 A South Carolina 0 3					
					152 N Xavier 3 1					
					159 A Tulane 0 3					
					180 N Charlotte 0 3					
					205 N Alabama St. 1 3					
					227 N Northwestern St. 3 1					
					244 A Florida A&M 2 3					
					244 H Florida A&M 3 0					
					260 A USC Upstate 0 3					
					260 H USC Upstate 3 0					
					265 N Mercer 3 2					
					271 A Bethune-Cookman 1 3					
					271 N Bethune-Cookman 3 1					
					282 N Troy 3 2					
					287 A Stetson 3 2					
			LAST 10 GAMES		287 H Stetson 3 0					
			305 H NJIT 3 0	104 H FGCU 3 2	300 A Ga. Southern 0 3					
			260 H USC Upstate 3 0	133 A Jacksonville 0 3	300 H Ga. Southern 3 0					
			90 A Lipscomb 0 3	300 H Ga. Southern 3 0	305 A NJIT 1 3					
			54 A Kennesaw St. 0 3	104 A FGCU 0 3	305 H NJIT 3 0					
			287 H Stetson 3 0	287 A Stetson 3 2	328 H Savannah St. 3 0					

Non-Div. I Games:

North Florida

Average RPI Win: 264		WON-LOST	WINNING	LAST 10	STRENGTH OF		OPP. STRENGTH	TEAM	ADJ	CONF.	ADJ CONF.
Average RPI Loss: 147		RECORD	PCT. RANK	GAMES	SCHEDULE		OF SCHEDULE	RPI	RPI	RPI	RPI
DIV. I ONLY		8- 15	.34783	249	5- 5		199	234	252	.44695	253
DIV. I NON-CONF.		1- 6	.14286	307	0- 0		84	171	248	.44238	248
TOTALS		RPI 1-25	RPI 26-50		W-L RECORDS		RPI 51-100		RPI 101-150		RPI 150+
8- 15	0- 0	0- 1		OVERALL		0- 5		1- 3		7- 6	
5- 3	0- 0	0- 0		HOME		0- 1		1- 1		4- 1	
2- 9	0- 0	0- 1		AWAY		0- 2		0- 2		2- 4	
1- 3	0- 0	0- 0		NEUTRAL		0- 2		0- 0		1- 1	
1- 6	0- 0	0- 1		NON-CONFERENCE		0- 3		0- 1		1- 1	
0- 0	0- 0	0- 0		HOME		0- 0		0- 0		0- 0	
0- 3	0- 0	0- 1		AWAY		0- 1		0- 1		0- 0	
1- 3	0- 0	0- 0		NEUTRAL		0- 2		0- 0		1- 1	
7- 9	0- 0	0- 0		CONFERENCE		0- 2		1- 2		6- 5	
5- 3	0- 0	0- 0		HOME		0- 1		1- 1		4- 1	
2- 6	0- 0	0- 0		AWAY		0- 1		0- 1		2- 4	
0- 0	0- 0	0- 0		NEUTRAL		0- 0		0- 0		0- 0	
RPI S	Opponent	Score	RPI S	Opponent	Score	RPI S	Opponent	Score	RPI S	Opponent	Score
			43 A	Washington St.	0 3	52 N	Col. of Charleston	0 3	113 A	A&M-Corpus Christi	0 3
						64 A	Rice	2 3	113 H	A&M-Corpus Christi	0 3
						72 A	Central Ark.	0 3	140 H	Houston Baptist	3 2
						91 H	SFA	0 3	150 A	UTRGV	2 3
						98 N	California	0 3	179 H	McNeese	1 3
									214 A	Sam Houston St.	1 3
									214 H	Sam Houston St.	3 1
									220 A	Abilene Christian	1 3
									220 H	Abilene Christian	3 1
									227 A	Northwestern St.	0 3
									270 A	New Orleans	2 3
									298 N	Quinnipiac	3 2
									302 N	Texas Southern	2 3
									303 A	Southeastern La.	3 1
									312 A	Lamar University	3 0
									312 H	Lamar University	3 0
									313 H	Nicholls St.	3 1
LAST 10 GAMES											
			214 H	Sam Houston St.	3 1	220 A	Abilene Christian	1 3			
			220 H	Abilene Christian	3 1	214 A	Sam Houston St.	1 3			
			113 A	A&M-Corpus Christi	0 3	312 H	Lamar University	3 0			
			312 A	Lamar University	3 0	91 H	SFA	0 3			
			140 H	Houston Baptist	3 2	72 A	Central Ark.	0 3			

Non-Div. I Games:

Incarnate Word

Howard

H
o
w
a
r
d

Howard

Average RPI Win:	250	WON-LOST RECORD	WINNING PCT. RANK	LAST 10 GAMES	STRENGTH OF SCHEDULE	OPP. STRENGTH OF SCHEDULE	TEAM RPI	ADJ RPI	CONF. RPI	ADJ CONF. RPI	
DIV. I ONLY		10- 17	.37037	236	230	259	255	.44437	255	17	17
DIV. I NON-CONF.		7- 6	.53846	145	262	302	219	.46264	219	17	18
<hr/>											
TOTALS	RPI 1-25	RPI 26-50		W-L RECORDS		RPI 51-100		RPI 101-150		RPI 150+	
10- 17	0- 0	0- 2		OVERALL		0- 2		1- 1		9- 12	
3- 7	0- 0	0- 1		HOME		0- 2		1- 1		2- 3	
2- 9	0- 0	0- 1		AWAY		0- 0		0- 0		2- 8	
5- 1	0- 0	0- 0		NEUTRAL		0- 0		0- 0		5- 1	
7- 6	0- 0	0- 0		NON-CONFERENCE		0- 1		0- 1		7- 4	
1- 2	0- 0	0- 0		HOME		0- 1		0- 1		1- 0	
1- 3	0- 0	0- 0		AWAY		0- 0		0- 0		1- 3	
5- 1	0- 0	0- 0		NEUTRAL		0- 0		0- 0		5- 1	
3- 11	0- 0	0- 2		CONFERENCE		0- 1		1- 0		2- 8	
2- 5	0- 0	0- 1		HOME		0- 1		1- 0		1- 3	
1- 6	0- 0	0- 1		AWAY		0- 0		0- 0		1- 5	
0- 0	0- 0	0- 0		NEUTRAL		0- 0		0- 0		0- 0	
RPI	S	Opponent	Score	RPI	S	Opponent	Score	RPI	S	Opponent	Score
				42	A	VCU	1 3	53	H	Dayton	0 3
				42	H	VCU	0 3	57	H	Georgia	1 3
								104	H	FGCU	2 3
								146	H	Saint Louis	3 2
								161	H	Wofford	3 1
								161	N	Wofford	1 3
								169	A	Duquesne	2 3
								169	H	Duquesne	0 3
								180	A	Charlotte	2 3
								181	A	UNCW	1 3
								197	A	Rhode Island	3 1
								197	H	Rhode Island	2 3
								237	A	La Salle	2 3
								237	H	La Salle	2 3
								240	N	Appalachian St.	3 2
								242	A	George Washington	1 3
								247	A	Fordham	2 3
								247	H	Fordham	3 0
								263	A	Georgia St.	1 3
								275	A	George Mason	0 3
								278	A	William & Mary	3 1
								284	N	Morehead St.	3 1
								286	N	Loyola Maryland	3 0
								328	N	Savannah St.	3 0
								331	N	South Carolina St.	3 0
				LAST 10 GAMES							
				42	A	VCU	1 3	247	A	Fordham	2 3
				237	A	La Salle	2 3	197	A	Rhode Island	3 1
				169	A	Duquesne	2 3	242	A	George Washington	1 3
				146	H	Saint Louis	3 2	275	A	George Mason	0 3
				53	H	Dayton	0 3	169	H	Duquesne	0 3

Non-Div. I Games:

Davidson

Average RPI Win: 299		WON-LOST RECORD	WINNING PCT. RANK		LAST 10 GAMES		STRENGTH OF SCHEDULE		OPP. STRENGTH OF SCHEDULE		TEAM RPI	ADJ RPI		CONF. RPI	ADJ CONF. RPI
Average RPI Loss: 189															
DIV. I ONLY		14- 15	.48276	172	5- 5		292		311		256	.43945	256	30	30
DIV. I NON-CONF.		3- 8	.27273	269	0- 0		141		256		247	.4413	255	30	30
TOTALS		RPI 1-25	RPI 26-50		W-L RECORDS		RPI 51-100		RPI 101-150		RPI 150+				
14- 15	0- 0	0- 0		OVERALL		0- 2		0- 2		14- 11					
6- 5	0- 0	0- 0		HOME		0- 1		0- 0		6- 4					
7- 6	0- 0	0- 0		AWAY		0- 0		0- 1		7- 5					
1- 4	0- 0	0- 0		NEUTRAL		0- 1		0- 1		1- 2					
3- 8	0- 0	0- 0		NON-CONFERENCE		0- 2		0- 2		3- 4					
1- 1	0- 0	0- 0		HOME		0- 1		0- 0		1- 0					
1- 3	0- 0	0- 0		AWAY		0- 0		0- 1		1- 2					
1- 4	0- 0	0- 0		NEUTRAL		0- 1		0- 1		1- 2					
11- 7	0- 0	0- 0		CONFERENCE		0- 0		0- 0		11- 7					
5- 4	0- 0	0- 0		HOME		0- 0		0- 0		5- 4					
6- 3	0- 0	0- 0		AWAY		0- 0		0- 0		6- 3					
0- 0	0- 0	0- 0		NEUTRAL		0- 0		0- 0		0- 0					
RPI S	Opponent	Score	RPI S	Opponent	Score	RPI S	Opponent	Score	RPI S	Opponent	Score				
						68 N	Radford	1 3	122 N	Northeastern	0 3				
						75 H	Cleveland St.	1 3	130 A	LIU Brooklyn	0 3				
									157 A	Fairfield	1 3				
									157 H	Fairfield	0 3				
									164 A	Army West Point	0 3				
									168 A	Lehigh	3 1				
									194 A	Niagara	2 3				
									194 H	Niagara	1 3				
									197 A	Rhode Island	2 3				
									213 N	Columbia	0 3				
									241 H	Binghamton	3 2				
									281 A	Iona	2 3				
									281 H	Iona	1 3				
									293 A	Rider	3 2				
									293 H	Rider	1 3				
									298 A	Quinnipiac	3 0				
									298 H	Quinnipiac	3 1				
									304 A	Canisius	3 0				
									304 H	Canisius	3 0				
									310 N	St. Francis Brooklyn	2 3				
									316 A	Siena	3 0				
									316 H	Siena	3 1				
									323 N	Coppin St.	3 0				
									332 A	Manhattan	3 1				
									332 H	Manhattan	3 0				
									333 A	Saint Peter's	3 0				
									333 H	Saint Peter's	3 0				
			LAST 10 GAMES												
			332 A	Manhattan	3 1	333 H	Saint Peter's	3 0	323 N	Coppin St.	3 0				
			281 A	Iona	2 3	293 H	Rider	1 3	332 A	Manhattan	3 1				
			194 H	Niagara	1 3	316 H	Siena	3 1	332 H	Manhattan	3 0				
			304 H	Canisius	3 0	298 H	Quinnipiac	3 1	333 A	Saint Peter's	3 0				
			157 A	Fairfield	1 3	157 H	Fairfield	0 3	333 H	Saint Peter's	3 0				

Non-Div. I Games:

Marist

Average RPI Win:	238	WON-LOST	WINNING	LAST 10	STRENGTH OF	OPP. STRENGTH	TEAM	ADJ	CONF.	ADJ CONF.	
Average RPI Loss:	106	RECORD	PCT. RANK	GAMES	SCHEDULE	OF SCHEDULE	RPI	RPI	RPI	RPI	
DIV. I ONLY		7- 21	.25 292	2- 8	184	88	258	.43922 257	5	5	
DIV. I NON-CONF.		5- 7	.41667 211	0- 0	179	164	200	.47423 199	5	5	
TOTALS		RPI 1-25	RPI 26-50	W-L RECORDS	RPI 51-100	RPI 101-150	RPI 150+				
7- 21	0- 1	0- 4	OVERALL	0- 5	1- 6	6- 5					
6- 8	0- 0	0- 1	HOME	0- 3	1- 4	5- 0					
0- 11	0- 1	0- 3	AWAY	0- 2	0- 1	0- 4					
1- 2	0- 0	0- 0	NEUTRAL	0- 0	0- 1	1- 1					
5- 7	0- 0	0- 1	NON-CONFERENCE	0- 2	1- 3	4- 1					
4- 3	0- 0	0- 0	HOME	0- 1	1- 2	3- 0					
0- 2	0- 0	0- 1	AWAY	0- 1	0- 0	0- 0					
1- 2	0- 0	0- 0	NEUTRAL	0- 0	0- 1	1- 1					
2- 14	0- 1	0- 3	CONFERENCE	0- 3	0- 3	2- 4					
2- 5	0- 0	0- 1	HOME	0- 2	0- 2	2- 0					
0- 9	0- 1	0- 2	AWAY	0- 1	0- 1	0- 4					
0- 0	0- 0	0- 0	NEUTRAL	0- 0	0- 0	0- 0					
RPI S	Opponent	Score	RPI S	Opponent	Score	RPI S	Opponent	Score	RPI S	Opponent	Score
25 A	Louisville	0 3	36 A	NC State	1 3	54 H	Kennesaw St.	0 3	116 H	Georgia Tech	0 3
			36 H	NC State	0 3	55 A	North Carolina	0 3	120 N	South Ala.	0 3
			37 A	Auburn	0 3	55 H	North Carolina	1 3	121 H	Texas Tech	1 3
			40 A	Notre Dame	0 3	77 A	Yale	0 3	131 A	Syracuse	0 3
						84 H	Duke	0 3	131 H	Syracuse	0 3
									133 H	Jacksonville	3 2
									139 H	South Carolina	0 3
									158 A	Wake Forest	1 3
									158 H	Wake Forest	3 0
									187 A	Virginia Tech	1 3
									193 A	Virginia	0 3
									197 N	Rhode Island	1 3
									234 A	Boston College	0 3
									234 H	Boston College	3 0
									258 N	Delaware	3 0
									271 H	Bethune-Cookman	3 1
									300 H	Ga. Southern	3 1
									312 H	Lamar University	3 0
			LAST 10 GAMES								
			55 A	North Carolina	0 3	158 H	Wake Forest	3 0			
			36 A	NC State	1 3	131 H	Syracuse	0 3			
			187 A	Virginia Tech	1 3	234 H	Boston College	3 0			
			193 A	Virginia	0 3	40 A	Notre Dame	0 3			
			84 H	Duke	0 3	25 A	Louisville	0 3			

Non-Div. I Games:

Clemson

Average RPI Win:		253	WON-LOST RECORD		WINNING PCT. RANK		LAST 10 GAMES		STRENGTH OF SCHEDULE		OPP. STRENGTH OF SCHEDULE		TEAM RPI		ADJ RPI		CONF. RPI		ADJ CONF. RPI	
DIV. I ONLY			5- 21		.19231 307		2- 8		109		132		260		.43813 258		10		10	
DIV. I NON-CONF.			2- 8		.2 292		0- 0		242		146		299		.39857 298		13		14	
TOTALS		RPI 1-25		RPI 26-50		W-L RECORDS		RPI 51-100		RPI 101-150		RPI 150+								
5- 21		0- 1		0- 0		OVERALL		0- 8		0- 4		5- 8								
2- 6		0- 0		0- 0		HOME		0- 3		0- 2		2- 1								
1- 10		0- 0		0- 0		AWAY		0- 5		0- 2		1- 3								
2- 5		0- 1		0- 0		NEUTRAL		0- 0		0- 0		2- 4								
2- 8		0- 1		0- 0		NON-CONFERENCE		0- 2		0- 0		2- 5								
0- 0		0- 0		0- 0		HOME		0- 0		0- 0		0- 0								
0- 3		0- 0		0- 0		AWAY		0- 2		0- 0		0- 1								
2- 5		0- 1		0- 0		NEUTRAL		0- 0		0- 0		2- 4								
3- 13		0- 0		0- 0		CONFERENCE		0- 6		0- 4		3- 3								
2- 6		0- 0		0- 0		HOME		0- 3		0- 2		2- 1								
1- 7		0- 0		0- 0		AWAY		0- 3		0- 2		1- 2								
0- 0		0- 0		0- 0		NEUTRAL		0- 0		0- 0		0- 0								
RPI	S	Opponent		Score		RPI	S	Opponent		Score		RPI	S	Opponent		Score				
1	N	Penn St.		0 3				52 A Col. of Charleston		0 3		110	A	Hofstra		0 3				
								52 H Col. of Charleston		0 3		110	H	Hofstra		1 3				
								61 A James Madison		0 3		122	A	Northeastern		0 3				
								61 H James Madison		0 3		122	H	Northeastern		0 3				
								62 A Towson		0 3		163	A	Elon		2 3				
								62 H Towson		1 3		163	H	Elon		3 1				
								77 A Yale		0 3		181	A	UNCW		2 3				
								82 A West Virginia		1 3		181	H	UNCW		0 3				
												197	N	Rhode Island		0 3				
												234	N	Boston College		1 3				
												239	N	UMBC		3 2				
												242	A	George Washington		2 3				
												246	N	UT Martin		1 3				
												257	N	Clemson		0 3				
												278	A	William & Mary		3 2				
												278	H	William & Mary		3 2				
												309	N	Holy Cross		3 0				
LAST 10 GAMES																				
62 A Towson		0 3		122 A Northeastern		0 3														
52 H Col. of Charleston		0 3		163 H Elon		3 1														
61 H James Madison		0 3		278 H William & Mary		3 2														
181 H UNCW		0 3		61 A James Madison		0 3														
110 A Hofstra		0 3		62 H Towson		1 3														

Non-Div. I Games:

Delaware

Average RPI Win: 242		WON-LOST RECORD	WINNING PCT. RANK		LAST 10 GAMES		STRENGTH OF SCHEDULE		OPP. STRENGTH OF SCHEDULE		TEAM RPI	ADJ RPI	CONF. RPI	ADJ CONF. RPI	
Average RPI Loss: 149															
DIV. I ONLY		9- 21	.3	270	2- 8		203		192		259	.43696	259	15	15
DIV. I NON-CONF.		7- 7	.5	159	0- 0		221		239		204	.47045	206	14	13
TOTALS		RPI 1-25	RPI 26-50		W-L RECORDS		RPI 51-100		RPI 101-150		RPI 150+				
9- 21		0- 0	0- 4		OVERALL		0- 3		1- 4		8- 10				
6- 9		0- 0	0- 2		HOME		0- 1		1- 1		5- 5				
1- 10		0- 0	0- 2		AWAY		0- 1		0- 2		1- 5				
2- 2		0- 0	0- 0		NEUTRAL		0- 1		0- 1		2- 0				
7- 7		0- 0	0- 0		NON-CONFERENCE		0- 1		1- 2		6- 4				
5- 3		0- 0	0- 0		HOME		0- 0		1- 0		4- 3				
0- 2		0- 0	0- 0		AWAY		0- 0		0- 1		0- 1				
2- 2		0- 0	0- 0		NEUTRAL		0- 1		0- 1		2- 0				
2- 14		0- 0	0- 4		CONFERENCE		0- 2		0- 2		2- 6				
1- 6		0- 0	0- 2		HOME		0- 1		0- 1		1- 2				
1- 8		0- 0	0- 2		AWAY		0- 1		0- 1		1- 4				
0- 0		0- 0	0- 0		NEUTRAL		0- 0		0- 0		0- 0				
RPI	S	Opponent	Score	RPI	S	Opponent	Score	RPI	S	Opponent	Score	RPI	S	Opponent	Score
				41	A	Missouri St.	2 3	76	N	Navy	1 3	114	A	Ball St.	1 3
				41	H	Missouri St.	1 3	96	A	Illinois St.	1 3	118	H	Murray St.	3 0
				50	A	UNI	0 3	96	H	Illinois St.	1 3	124	A	Drake	0 3
				50	H	UNI	0 3					124	H	Drake	0 3
												127	N	Green Bay	0 3
												162	H	Ill.-Chicago	2 3
												162	H	Ill.-Chicago	1 3
												183	A	Valparaiso	0 3
												183	H	Valparaiso	0 3
												188	A	Eastern Ill.	2 3
												200	H	UConn	3 0
												228	A	Southern Ill.	3 2
												228	H	Southern Ill.	1 3
												238	N	Fort Wayne	3 0
												245	A	Indiana St.	1 3
												264	A	Loyola Chicago	2 3
												264	H	Loyola Chicago	3 2
												268	H	UMKC	3 0
												269	A	Evansville	2 3
												272	N	Memphis	3 1
												276	H	Grand Canyon	3 1
												296	H	Chicago St.	2 3
												318	H	South Dakota St.	3 0
				LAST 10 GAMES											
				96	H	Illinois St.	1 3	228	A	Southern Ill.	3 2				
				183	A	Valparaiso	0 3	41	A	Missouri St.	2 3				
				264	A	Loyola Chicago	2 3	96	A	Illinois St.	1 3				
				50	H	UNI	0 3	269	A	Evansville	2 3				
				124	H	Drake	0 3	264	H	Loyola Chicago	3 2				

Non-Div. I Games:

Bradley

Average RPI Win: 290		WON-LOST	WINNING	LAST 10	STRENGTH OF		OPP. STRENGTH	TEAM	ADJ		CONF.	ADJ CONF.	
Average RPI Loss: 139		RECORD	PCT. RANK	GAMES	SCHEDULE		OF SCHEDULE	RPI	RPI		RPI	RPI	
DIV. I ONLY		8- 20	.28571	271	3- 7		179	238	261	.43603	260	19	19
DIV. I NON-CONF.		4- 10	.28571	266	1- 0		199	236	271	.42874	271	19	19
TOTALS		RPI 1-25	RPI 26-50		W-L RECORDS		RPI 51-100		RPI 101-150		RPI 150+		
8- 20	0- 0	0- 0		OVERALL		0- 7		0- 5		8- 8			
3- 4	0- 0	0- 0		HOME		0- 2		0- 2		3- 0			
3- 10	0- 0	0- 0		AWAY		0- 4		0- 2		3- 4			
2- 6	0- 0	0- 0		NEUTRAL		0- 1		0- 1		2- 4			
4- 10	0- 0	0- 0		NON-CONFERENCE		0- 3		0- 1		4- 6			
0- 0	0- 0	0- 0		HOME		0- 0		0- 0		0- 0			
2- 4	0- 0	0- 0		AWAY		0- 2		0- 0		2- 2			
2- 6	0- 0	0- 0		NEUTRAL		0- 1		0- 1		2- 4			
4- 10	0- 0	0- 0		CONFERENCE		0- 4		0- 4		4- 2			
3- 4	0- 0	0- 0		HOME		0- 2		0- 2		3- 0			
1- 6	0- 0	0- 0		AWAY		0- 2		0- 2		1- 2			
0- 0	0- 0	0- 0		NEUTRAL		0- 0		0- 0		0- 0			
RPI S	Opponent	Score	RPI S	Opponent	Score	RPI S	Opponent	Score	RPI S	Opponent	Score		
						52 A	Col. of Charleston	0 3	103 N	Furman	0 3		
						54 A	Kennesaw St.	0 3	104 A	FGCU	0 3		
						54 H	Kennesaw St.	0 3	104 H	FGCU	1 3		
						60 N	Denver	1 3	133 A	Jacksonville	2 3		
						88 A	Tennessee	1 3	133 H	Jacksonville	2 3		
						90 A	Lipscomb	0 3	158 A	Wake Forest	2 3		
						90 H	Lipscomb	0 3	161 N	Wofford	0 3		
									180 A	Charlotte	0 3		
									195 N	Marshall	0 3		
									222 N	UMES	1 3		
									252 A	North Florida	0 3		
									252 H	North Florida	3 0		
									262 N	Tennessee St.	2 3		
									277 A	Presbyterian	3 2		
									278 N	William & Mary	3 2		
									287 A	Stetson	1 3		
									287 H	Stetson	3 0		
									288 A	Gardner-Webb	3 2		
									305 A	NJIT	3 2		
									305 H	NJIT	3 1		
									327 N	N.C. Central	3 0		
LAST 10 GAMES													
						133 A	Jacksonville	2 3	90 H	Lipscomb	0 3		
						252 A	North Florida	0 3	305 H	NJIT	3 1		
						104 H	FGCU	1 3	277 A	Presbyterian	3 2		
						287 H	Stetson	3 0	90 A	Lipscomb	0 3		
						54 H	Kennesaw St.	0 3	54 A	Kennesaw St.	0 3		

Non-Div. I Games:

USC Upstate

Average RPI Win:	285	WON-LOST RECORD	WINNING PCT. RANK	LAST 10 GAMES	STRENGTH OF SCHEDULE	OPP. STRENGTH OF SCHEDULE	TEAM RPI	ADJ RPI	CONF. RPI	ADJ CONF. RPI			
DIV. I ONLY		12- 15	.44444	195	3- 7	290	300	257	.43561	261	28	29	
DIV. I NON-CONF.		6- 7	.46154	183	0- 0	307	321	281	.41465	281	29	29	
<hr/>													
TOTALS	RPI 1-25	RPI 26-50		W-L RECORDS		RPI 51-100		RPI 101-150		RPI 150+			
12- 15	0- 0	0- 0		OVERALL		0- 1		0- 2		12- 12			
5- 6	0- 0	0- 0		HOME		0- 0		0- 1		5- 5			
4- 7	0- 0	0- 0		AWAY		0- 1		0- 1		4- 5			
3- 2	0- 0	0- 0		NEUTRAL		0- 0		0- 0		3- 2			
6- 7	0- 0	0- 0		NON-CONFERENCE		0- 1		0- 0		6- 6			
2- 2	0- 0	0- 0		HOME		0- 0		0- 0		2- 2			
1- 3	0- 0	0- 0		AWAY		0- 1		0- 0		1- 2			
3- 2	0- 0	0- 0		NEUTRAL		0- 0		0- 0		3- 2			
6- 8	0- 0	0- 0		CONFERENCE		0- 0		0- 2		6- 6			
3- 4	0- 0	0- 0		HOME		0- 0		0- 1		3- 3			
3- 4	0- 0	0- 0		AWAY		0- 0		0- 1		3- 3			
0- 0	0- 0	0- 0		NEUTRAL		0- 0		0- 0		0- 0			
RPI	S	Opponent	Score	RPI	S	Opponent	Score	RPI	S	Opponent	Score		
						76 A	Navy	0	3	130 A	LIU Brooklyn	0	3
										130 H	LIU Brooklyn	0	3
										153 A	Central Conn. St.	0	3
										153 H	Central Conn. St.	1	3
										166 A	Bryant	3	2
										166 H	Bryant	1	3
										168 A	Lehigh	0	3
										169 H	Duquesne	2	3
										207 A	Sacred Heart	0	3
										207 H	Sacred Heart	3	0
										222 N	UMES	0	3
										232 H	Bucknell	3	0
										235 A	Robert Morris	2	3
										235 H	Robert Morris	1	3
										238 N	Fort Wayne	0	3
										284 H	Morehead St.	1	3
										285 N	Akron	3	0
										285 N	Akron	3	1
										290 A	Youngstown St.	2	3
										310 A	St. Francis Brooklyn	3	2
										310 H	St. Francis Brooklyn	3	0
										317 A	Lafayette	3	0
										325 A	Fairleigh Dickinson	3	1
										325 H	Fairleigh Dickinson	3	0
										330 H	Norfolk St.	3	0
										330 N	Norfolk St.	3	0
				LAST 10 GAMES									
						166 H	Bryant	1	3	130 H	LIU Brooklyn	0	3
						153 H	Central Conn. St.	1	3	310 H	St. Francis Brooklyn	3	0
						235 A	Robert Morris	2	3	166 A	Bryant	3	2
						207 A	Sacred Heart	0	3	153 A	Central Conn. St.	0	3
						325 A	Fairleigh Dickinson	3	1	130 A	LIU Brooklyn	0	3

Non-Div. I Games:

Saint Francis (PA)

Average RPI Win: 269		WON-LOST	WINNING	LAST 10	STRENGTH OF		OPP. STRENGTH	TEAM	ADJ	CONF.	ADJ CONF.				
Average RPI Loss: 145		RECORD	PCT. RANK	GAMES	SCHEDULE		OF SCHEDULE	RPI	RPI	RPI	RPI				
DIV. I ONLY		7- 23	.23333	299	137		223	263	.4348	262	24	23			
DIV. I NON-CONF.		4- 10	.28571	266	108		128	206	.47329	200	26	26			
<hr/>															
TOTALS		RPI 1-25	RPI 26-50		W-L RECORDS		RPI 51-100		RPI 101-150		RPI 150+				
7- 23		0- 0	0- 4		OVERALL		0- 5		1- 4		6- 10				
5- 6		0- 0	0- 0		HOME		0- 1		1- 0		4- 5				
1- 12		0- 0	0- 2		AWAY		0- 3		0- 2		1- 5				
1- 5		0- 0	0- 2		NEUTRAL		0- 1		0- 2		1- 0				
4- 10		0- 0	0- 4		NON-CONFERENCE		0- 3		0- 2		4- 1				
3- 0		0- 0	0- 0		HOME		0- 0		0- 0		3- 0				
0- 5		0- 0	0- 2		AWAY		0- 2		0- 0		0- 1				
1- 5		0- 0	0- 2		NEUTRAL		0- 1		0- 2		1- 0				
3- 13		0- 0	0- 0		CONFERENCE		0- 2		1- 2		2- 9				
2- 6		0- 0	0- 0		HOME		0- 1		1- 0		1- 5				
1- 7		0- 0	0- 0		AWAY		0- 1		0- 2		1- 4				
0- 0		0- 0	0- 0		NEUTRAL		0- 0		0- 0		0- 0				
RPI	S	Opponent	Score	RPI	S	Opponent	Score	RPI	S	Opponent	Score	RPI	S	Opponent	Score
				27	N	Illinois	0 3	51	A	Alabama	0 3	103	N	Furman	2 3
				32	A	Western Ky.	0 3	52	A	Col. of Charleston	1 3	110	N	Hofstra	0 3
				41	A	Missouri St.	0 3	59	A	Austin Peay	1 3	118	A	Murray St.	0 3
				43	N	Washington St.	0 3	60	N	Denver	0 3	149	A	Belmont	1 3
								80	H	SIUE	0 3	149	H	Belmont	3 0
												188	A	Eastern Ill.	1 3
												203	A	Eastern Ky.	1 3
												203	H	Eastern Ky.	1 3
												212	A	Jacksonville St.	2 3
												212	H	Jacksonville St.	2 3
												246	H	UT Martin	1 3
												260	N	USC Upstate	3 2
												266	H	Southeast Mo. St.	0 3
												270	H	New Orleans	3 2
												274	H	FIU	3 1
												280	A	Middle Tenn.	0 3
												284	A	Morehead St.	1 3
												284	H	Morehead St.	3 1
												314	A	Tennessee Tech	3 0
												314	H	Tennessee Tech	2 3
												334	H	Alcorn	3 0
<hr/>															
LAST 10 GAMES															
				212	H	Jacksonville St.	2 3	284	A	Morehead St.	1 3				
				314	H	Tennessee Tech	2 3	280	A	Middle Tenn.	0 3				
				80	H	SIUE	0 3	118	A	Murray St.	0 3				
				149	H	Belmont	3 0	59	A	Austin Peay	1 3				
				203	A	Eastern Ky.	1 3	246	H	UT Martin	1 3				

Non-Div. I Games:

Tennessee St.

Average RPI Win:	278	WON-LOST RECORD	WINNING PCT. RANK	LAST 10 GAMES	STRENGTH OF SCHEDULE	OPP. STRENGTH OF SCHEDULE	TEAM RPI	ADJ RPI	CONF. RPI	ADJ CONF. RPI	
DIV. I ONLY	10- 19	.34483	251	2- 8	256	260	267	.43255	263	25	25
DIV. I NON-CONF.	6- 7	.46154	183	0- 0	235	258	225	.45693	223	23	22
<hr/>											
TOTALS	RPI 1-25	RPI 26-50		W-L RECORDS	RPI 51-100		RPI 101-150		RPI 150+		
10- 19	0- 0	0- 0		OVERALL	0- 7		0- 3		10- 9		
4- 6	0- 0	0- 0		HOME	0- 1		0- 2		4- 3		
3- 10	0- 0	0- 0		AWAY	0- 4		0- 1		3- 5		
3- 3	0- 0	0- 0		NEUTRAL	0- 2		0- 0		3- 1		
6- 7	0- 0	0- 0		NON-CONFERENCE	0- 3		0- 0		6- 4		
2- 1	0- 0	0- 0		HOME	0- 0		0- 0		2- 1		
1- 3	0- 0	0- 0		AWAY	0- 1		0- 0		1- 2		
3- 3	0- 0	0- 0		NEUTRAL	0- 2		0- 0		3- 1		
4- 12	0- 0	0- 0		CONFERENCE	0- 4		0- 3		4- 5		
2- 5	0- 0	0- 0		HOME	0- 1		0- 2		2- 2		
2- 7	0- 0	0- 0		AWAY	0- 3		0- 1		2- 3		
0- 0	0- 0	0- 0		NEUTRAL	0- 0		0- 0		0- 0		
RPI S	Opponent	Score	RPI S	Opponent	Score	RPI S	Opponent	Score	RPI S	Opponent	Score
						54 A	Kennesaw St.	0 3	120 A	South Ala.	1 3
						59 N	Austin Peay	2 3	120 H	South Ala.	0 3
						70 A	Texas St.	0 3	147 H	Louisiana	0 3
						80 N	SIUE	0 3	155 A	East Carolina	0 3
						89 A	Coastal Caro.	2 3	161 H	Wofford	0 3
						89 H	Coastal Caro.	0 3	201 A	Chattanooga	3 2
						95 A	Arkansas St.	0 3	229 N	Rutgers	3 1
									230 A	UT Arlington	1 3
									240 A	Appalachian St.	3 2
									240 H	Appalachian St.	1 3
									249 A	UAB	1 3
									251 A	Little Rock	2 3
									255 H	Davidson	3 1
									278 N	William & Mary	1 3
									282 A	Troy	2 3
									282 H	Troy	2 3
									291 N	Charleston So.	3 2
									300 A	Ga. Southern	3 2
									300 H	Ga. Southern	3 2
									308 H	La.-Monroe	3 2
									321 N	Jackson St.	3 1
									331 H	South Carolina St.	3 0
			LAST 10 GAMES								
			300 H	Ga. Southern	3 2	95 A	Arkansas St.	0 3			
			300 A	Ga. Southern	3 2	70 A	Texas St.	0 3			
			240 H	Appalachian St.	1 3	230 A	UT Arlington	1 3			
			89 H	Coastal Caro.	0 3	120 H	South Ala.	0 3			
			251 A	Little Rock	2 3	282 H	Troy	2 3			

Non-Div. I Games:

Georgia St.

Average RPI Win: 247		WON-LOST	WINNING	LAST 10	STRENGTH OF		OPP. STRENGTH	TEAM	ADJ		CONF.	ADJ CONF.
Average RPI Loss: 134		RECORD	PCT. RANK	GAMES	SCHEDULE		OF SCHEDULE	RPI	RPI		RPI	RPI
DIV. I ONLY		4- 23	.14815	320	3- 7		92	149	270		.43134	264
DIV. I NON-CONF.		1- 10	.09091	312	0- 0		58	98	238		.44926	237
TOTALS		RPI 1-25	RPI 26-50		W-L RECORDS		RPI 51-100		RPI 101-150		RPI 150+	
4- 23		0- 2	0- 4		OVERALL		0- 5		0- 2		4- 10	
2- 9		0- 0	0- 1		HOME		0- 1		0- 1		2- 6	
2- 10		0- 1	0- 3		AWAY		0- 2		0- 1		2- 3	
0- 4		0- 1	0- 0		NEUTRAL		0- 2		0- 0		0- 1	
1- 10		0- 2	0- 1		NON-CONFERENCE		0- 3		0- 0		1- 4	
1- 3		0- 0	0- 0		HOME		0- 0		0- 0		1- 3	
0- 3		0- 1	0- 1		AWAY		0- 1		0- 0		0- 0	
0- 4		0- 1	0- 0		NEUTRAL		0- 2		0- 0		0- 1	
3- 13		0- 0	0- 3		CONFERENCE		0- 2		0- 2		3- 6	
1- 6		0- 0	0- 1		HOME		0- 1		0- 1		1- 3	
2- 7		0- 0	0- 2		AWAY		0- 1		0- 1		2- 3	
0- 0		0- 0	0- 0		NEUTRAL		0- 0		0- 0		0- 0	
RPI S	Opponent	Score	RPI S	Opponent	Score	RPI S	Opponent	Score	RPI S	Opponent	Score	
3 N	Kentucky	0 3	30 A	Marquette	0 3	67 N	Miami (OH)	0 3	124 A	Drake	0 3	
18 A	Purdue	0 3	41 A	Missouri St.	0 3	74 N	UC Irvine	0 3	124 H	Drake	1 3	
			50 A	UNI	0 3	96 A	Illinois St.	0 3	157 H	Fairfield	1 3	
			50 H	UNI	0 3	96 H	Illinois St.	0 3	183 A	Valparaiso	0 3	
						98 A	California	1 3	183 H	Valparaiso	1 3	
									190 N	Seattle U	1 3	
									228 A	Southern Ill.	3 1	
									231 H	Samford	3 1	
									233 H	Milwaukee	0 3	
									245 A	Indiana St.	1 3	
									245 H	Indiana St.	2 3	
									248 H	DePaul	0 3	
									259 A	Bradley	2 3	
									259 H	Bradley	3 2	
									269 A	Evansville	3 0	
									269 H	Evansville	2 3	
LAST 10 GAMES												
			269 A	Evansville	3 0		183 A	Valparaiso	0 3			
			245 A	Indiana St.	1 3		124 A	Drake	0 3			
			96 H	Illinois St.	0 3		50 A	UNI	0 3			
			259 H	Bradley	3 2		245 H	Indiana St.	2 3			
			228 A	Southern Ill.	3 1		269 H	Evansville	2 3			

Non-Div. I Games:

Loyola Chicago

Average RPI Win: 280		WON-LOST RECORD	WINNING PCT. RANK		LAST 10 GAMES	STRENGTH OF SCHEDULE		OPP. STRENGTH OF SCHEDULE		TEAM RPI	ADJ RPI		CONF. RPI	ADJ CONF. RPI
Average RPI Loss: 159														
DIV. I ONLY		9- 20	.31034	267	2- 8	216		271		266	.43127	265	21	21
DIV. I NON-CONF.		6- 7	.46154	183	1- 0	216		301		220	.45947	220	21	21
TOTALS		RPI 1-25	RPI 26-50		W-L RECORDS		RPI 51-100		RPI 101-150		RPI 150+			
9- 20	0- 0	0- 0		OVERALL		0- 5		0- 5		9- 10				
5- 6	0- 0	0- 0		HOME		0- 1		0- 2		5- 3				
2- 10	0- 0	0- 0		AWAY		0- 3		0- 3		2- 4				
2- 4	0- 0	0- 0		NEUTRAL		0- 1		0- 0		2- 3				
6- 7	0- 0	0- 0		NON-CONFERENCE		0- 3		0- 1		6- 3				
3- 0	0- 0	0- 0		HOME		0- 0		0- 0		3- 0				
1- 3	0- 0	0- 0		AWAY		0- 2		0- 1		1- 0				
2- 4	0- 0	0- 0		NEUTRAL		0- 1		0- 0		2- 3				
3- 13	0- 0	0- 0		CONFERENCE		0- 2		0- 4		3- 7				
2- 6	0- 0	0- 0		HOME		0- 1		0- 2		2- 3				
1- 7	0- 0	0- 0		AWAY		0- 1		0- 2		1- 4				
0- 0	0- 0	0- 0		NEUTRAL		0- 0		0- 0		0- 0				
RPI S	Opponent	Score	RPI S	Opponent	Score	RPI S	Opponent	Score	RPI S	Opponent	Score			
						52 A	Col. of Charleston	1 3	103 A	Furman	0 3			
						59 N	Austin Peay	1 3	103 H	Furman	1 3			
						73 A	Ole Miss	2 3	132 A	UNCG	1 3			
						99 A	ETSU	0 3	132 H	UNCG	0 3			
						99 H	ETSU	0 3	139 A	South Carolina	0 3			
									161 A	Wofford	1 3			
									161 H	Wofford	0 3			
									176 N	Buffalo	1 3			
									201 A	Chattanooga	0 3			
									201 H	Chattanooga	3 2			
									226 A	Western Caro.	3 0			
									226 H	Western Caro.	1 3			
									227 N	Northwestern St.	3 1			
									231 A	Samford	1 3			
									231 H	Samford	2 3			
									240 N	Appalachian St.	1 3			
									252 N	North Florida	2 3			
									282 N	Troy	3 1			
									307 A	The Citadel	2 3			
									307 H	The Citadel	3 1			
									311 H	Alabama A&M	3 1			
									311 H	Alabama A&M	3 0			
									328 A	Savannah St.	3 0			
									328 H	Savannah St.	3 0			
			LAST 10 GAMES											
			103 A	Furman	0 3	226 H	Western Caro.	1 3	328 A	Savannah St.	3 0			
			231 H	Samford	2 3	161 A	Wofford	1 3						
			99 H	ETSU	0 3	307 A	The Citadel	2 3						
			201 H	Chattanooga	3 2	103 H	Furman	1 3						
			132 H	UNCG	0 3									

Non-Div. I Games:

Mercer

Average RPI Win:	276	WON-LOST RECORD	WINNING PCT. RANK	LAST 10 GAMES	STRENGTH OF SCHEDULE	OPP. STRENGTH OF SCHEDULE	TEAM RPI	ADJ RPI	CONF. RPI	ADJ CONF. RPI	
Average RPI Loss:	176										
DIV. I ONLY	11- 19	.36667	239	5- 5	259	282	262	.43115	266	24	23
DIV. I NON-CONF.	5- 9	.35714	237	0- 0	325	307	311	.37045	311	26	26
<hr/>											
TOTALS	RPI 1-25	RPI 26-50		W-L RECORDS	RPI 51-100		RPI 101-150		RPI 150+		
11- 19	0- 0	0- 0		OVERALL	0- 4		0- 4		11- 11		
8- 4	0- 0	0- 0		HOME	0- 2		0- 1		8- 1		
2- 10	0- 0	0- 0		AWAY	0- 2		0- 3		2- 5		
1- 5	0- 0	0- 0		NEUTRAL	0- 0		0- 0		1- 5		
<hr/>											
5- 9	0- 0	0- 0		NON-CONFERENCE	0- 0		0- 1		5- 8		
4- 0	0- 0	0- 0		HOME	0- 0		0- 0		4- 0		
0- 4	0- 0	0- 0		AWAY	0- 0		0- 1		0- 3		
1- 5	0- 0	0- 0		NEUTRAL	0- 0		0- 0		1- 5		
<hr/>											
6- 10	0- 0	0- 0		CONFERENCE	0- 4		0- 3		6- 3		
4- 4	0- 0	0- 0		HOME	0- 2		0- 1		4- 1		
2- 6	0- 0	0- 0		AWAY	0- 2		0- 2		2- 2		
0- 0	0- 0	0- 0		NEUTRAL	0- 0		0- 0		0- 0		
<hr/>											
RPI S	Opponent	Score	RPI S	Opponent	Score	RPI S	Opponent	Score	RPI S	Opponent	Score
						59 A Austin Peay	0	3	118 A Murray St.	2	3
						59 H Austin Peay	0	3	118 H Murray St.	1	3
						80 A SIUE	1	3	124 A Drake	0	3
						80 H SIUE	2	3	149 A Belmont	0	3
									188 A Eastern Ill.	0	3
									188 H Eastern Ill.	3	2
									196 N Eastern Mich.	0	3
									203 H Eastern Ky.	0	3
									212 H Jacksonville St.	3	0
									219 N Wright St.	0	3
									223 N Omaha	1	3
									228 A Southern Ill.	2	3
									246 A UT Martin	1	3
									246 H UT Martin	3	2
									247 N Fordham	1	3
									250 N Montana	2	3
									262 A Tennessee St.	3	0
									269 H Evansville	3	2
									270 A New Orleans	2	3
									284 H Morehead St.	3	0
						289 H Western Ill.	3	2			
						296 A Chicago St.	2	3			
						314 A Tennessee Tech	3	0			
						315 H Morgan St.	3	0			
						319 H Ark.-Pine Bluff	3	0			
						334 N Alcorn	3	0			
						LAST 10 GAMES					
						188 H Eastern Ill.	3	2	246 H UT Martin	3	2
						80 H SIUE	2	3	203 H Eastern Ky.	0	3
						59 A Austin Peay	0	3	284 H Morehead St.	3	0
118 A Murray St.	2	3	149 A Belmont	0	3						
314 A Tennessee Tech	3	0	262 A Tennessee St.	3	0						

Non-Div. I Games:

Southeast Mo. St.

Average RPI Win: 228		WON-LOST	WINNING	LAST 10	STRENGTH OF		OPP. STRENGTH	TEAM	ADJ	CONF.	ADJ CONF.
Average RPI Loss: 163		RECORD	PCT. RANK	GAMES	SCHEDULE		OF SCHEDULE	RPI	RPI	RPI	RPI
DIV. I ONLY		7- 18	.28	276	1- 9		204	203	269	.43114	267
DIV. I NON-CONF.		3- 6	.33333	248	0- 0		213	204	260	.43673	260
TOTALS		RPI 1-25	RPI 26-50		W-L RECORDS		RPI 51-100		RPI 101-150		RPI 150+
7- 18	0- 0	0- 0		OVERALL		0- 4		0- 5		7- 9	
3- 5	0- 0	0- 0		HOME		0- 2		0- 2		3- 1	
2- 9	0- 0	0- 0		AWAY		0- 2		0- 1		2- 6	
2- 4	0- 0	0- 0		NEUTRAL		0- 0		0- 2		2- 2	
3- 6	0- 0	0- 0		NON-CONFERENCE		0- 1		0- 2		3- 3	
0- 0	0- 0	0- 0		HOME		0- 0		0- 0		0- 0	
1- 2	0- 0	0- 0		AWAY		0- 1		0- 0		1- 1	
2- 4	0- 0	0- 0		NEUTRAL		0- 0		0- 2		2- 2	
4- 12	0- 0	0- 0		CONFERENCE		0- 3		0- 3		4- 6	
3- 5	0- 0	0- 0		HOME		0- 2		0- 2		3- 1	
1- 7	0- 0	0- 0		AWAY		0- 1		0- 1		1- 5	
0- 0	0- 0	0- 0		NEUTRAL		0- 0		0- 0		0- 0	
RPI S	Opponent	Score	RPI S	Opponent	Score	RPI S	Opponent	Score	RPI S	Opponent	Score
						81 A	North Dakota	0	109 H	Portland St.	0
						81 H	North Dakota	0	121 N	Texas Tech	0
						87 H	Sacramento St.	2	125 A	Idaho	1
						98 A	California	0	125 H	Idaho	0
									135 N	UC Davis	1
									172 A	Northern Ariz.	3 0
									180 N	Charlotte	0
									184 A	Northern Colo.	1
									184 H	Northern Colo.	3 2
									202 N	Dartmouth	2
									204 A	UNLV	1
									215 A	Weber St.	0
									216 A	Montana St.	0
									216 H	Montana St.	3 2
									218 H	Idaho St.	1
									232 N	Bucknell	3 2
									241 N	Binghamton	3 2
									250 A	Montana	0
									250 H	Montana	3 1
									295 A	Southern Utah	1
									304 A	Canisius	3 2
			LAST 10 GAMES								
			250 A	Montana	0	215 A	Weber St.	0			
			216 A	Montana St.	0	87 H	Sacramento St.	2			
			184 H	Northern Colo.	3 2	109 H	Portland St.	0			
			81 H	North Dakota	0	125 A	Idaho	1			
			125 H	Idaho	0	218 H	Idaho St.	1			

Non-Div. I Games:

Eastern Wash.

Average RPI Win: 218		WON-LOST	WINNING	LAST 10	STRENGTH OF		OPP. STRENGTH	TEAM	ADJ	CONF.	ADJ CONF.							
Average RPI Loss: 177		RECORD	PCT. RANK	GAMES	SCHEDULE		OF SCHEDULE	RPI	RPI	RPI	RPI							
DIV. I ONLY		9- 18	.33333	253	4- 6		254	225	264	.43086	268	27	26					
DIV. I NON-CONF.		4- 9	.30769	257	0- 0		249	139	275	.42086	276	25	25					
<hr/>																		
TOTALS		RPI 1-25		RPI 26-50		W-L RECORDS		RPI 51-100		RPI 101-150		RPI 150+						
9- 18		0- 0		1- 0		OVERALL		0- 2		1- 6		7- 10						
6- 4		0- 0		1- 0		HOME		0- 0		1- 2		4- 2						
1- 10		0- 0		0- 0		AWAY		0- 2		0- 3		1- 5						
2- 4		0- 0		0- 0		NEUTRAL		0- 0		0- 1		2- 3						
4- 9		0- 0		1- 0		NON-CONFERENCE		0- 2		0- 3		3- 4						
2- 1		0- 0		1- 0		HOME		0- 0		0- 1		1- 0						
0- 4		0- 0		0- 0		AWAY		0- 2		0- 1		0- 1						
2- 4		0- 0		0- 0		NEUTRAL		0- 0		0- 1		2- 3						
5- 9		0- 0		0- 0		CONFERENCE		0- 0		1- 3		4- 6						
4- 3		0- 0		0- 0		HOME		0- 0		1- 1		3- 2						
1- 6		0- 0		0- 0		AWAY		0- 0		0- 2		1- 4						
0- 0		0- 0		0- 0		NEUTRAL		0- 0		0- 0		0- 0						
RPI	S	Opponent		Score	RPI	S	Opponent		Score	RPI	S	Opponent		Score				
					50	H	UNI		3 1	59	A	Austin Peay		0 3				
										80	A	SIUE		0 3				
												111	A	New Mexico St.	0 3			
												111	H	New Mexico St.	0 3			
												115	A	Kansas St.	1 3			
												141	N	Tulsa	1 3			
												144	H	South Dakota	2 3			
												150	A	UTRGV	0 3			
												150	H	UTRGV	3 2			
												190	A	Seattle U	0 3			
												190	H	Seattle U	3 0			
												191	A	Utah Valley	0 3			
												191	H	Utah Valley	1 3			
												195	N	Marshall	3 0			
												200	N	UConn	0 3			
												211	A	CSU Bakersfield	0 3			
												211	H	CSU Bakersfield	0 3			
												219	N	Wright St.	1 3			
												229	H	Rutgers	3 0			
												259	A	Bradley	0 3			
												276	A	Grand Canyon	0 3			
												276	H	Grand Canyon	3 2			
												280	N	Middle Tenn.	3 0			
												296	A	Chicago St.	3 0			
												296	H	Chicago St.	3 0			
												318	N	South Dakota St.	1 3			
LAST 10 GAMES																		
					190	A	Seattle U		0 3	276	A	Grand Canyon		0 3	296	A	Chicago St.	3 0
					191	A	Utah Valley		0 3	211	A	CSU Bakersfield		0 3	318	N	South Dakota St.	1 3
					296	A	Chicago St.		3 0	191	H	Utah Valley		1 3				
					150	H	UTRGV		3 2	190	H	Seattle U		3 0				
					111	H	New Mexico St.		0 3	296	H	Chicago St.		3 0				

Non-Div. I Games:

UMKC

Average RPI Win: 280		WON-LOST	WINNING	LAST 10	STRENGTH OF		OPP. STRENGTH	TEAM	ADJ	CONF.	ADJ CONF.
Average RPI Loss: 145		RECORD	PCT. RANK	GAMES	SCHEDULE		OF SCHEDULE	RPI	RPI	RPI	RPI
DIV. I ONLY		10- 18	.35714	246	279		221	265	.43077	269	15
DIV. I NON-CONF.		6- 6	.5	159	304		290	263	.43321	265	14
TOTALS		RPI 1-25	RPI 26-50		W-L RECORDS		RPI 51-100		RPI 101-150		RPI 150+
10- 18	0- 0	0- 4		OVERALL		0- 2		0- 4		10- 8	
4- 8	0- 0	0- 2		HOME		0- 1		0- 2		4- 3	
2- 8	0- 0	0- 2		AWAY		0- 0		0- 2		2- 4	
4- 2	0- 0	0- 0		NEUTRAL		0- 1		0- 0		4- 1	
6- 6	0- 0	0- 0		NON-CONFERENCE		0- 1		0- 2		6- 3	
1- 2	0- 0	0- 0		HOME		0- 0		0- 1		1- 1	
1- 2	0- 0	0- 0		AWAY		0- 0		0- 1		1- 1	
4- 2	0- 0	0- 0		NEUTRAL		0- 1		0- 0		4- 1	
4- 12	0- 0	0- 4		CONFERENCE		0- 1		0- 2		4- 5	
3- 6	0- 0	0- 2		HOME		0- 1		0- 1		3- 2	
1- 6	0- 0	0- 2		AWAY		0- 0		0- 1		1- 3	
0- 0	0- 0	0- 0		NEUTRAL		0- 0		0- 0		0- 0	
RPI S	Opponent	Score	RPI S	Opponent	Score	RPI S	Opponent	Score	RPI S	Opponent	Score
			41 A	Missouri St.	0 3	56 N	Butler	0 3	114 A	Ball St.	0 3
			41 H	Missouri St.	0 3	96 H	Illinois St.	0 3	124 A	Drake	0 3
			50 A	UNI	0 3				124 H	Drake	1 3
			50 H	UNI	0 3				129 H	Indiana	0 3
									169 N	Duquesne	2 3
									183 A	Valparaiso	0 3
									183 H	Valparaiso	1 3
									228 A	Southern Ill.	2 3
									228 H	Southern Ill.	3 0
									245 A	Indiana St.	2 3
									245 H	Indiana St.	3 2
									246 H	UT Martin	1 3
									249 H	UAB	3 2
									259 H	Bradley	3 2
									264 A	Loyola Chicago	3 2
									264 H	Loyola Chicago	0 3
									266 A	Southeast Mo. St.	2 3
									289 A	Western Ill.	3 2
									296 N	Chicago St.	3 1
									315 N	Morgan St.	3 2
									319 N	Ark.-Pine Bluff	3 0
									332 N	Manhattan	3 0
			LAST 10 GAMES								
			264 H	Loyola Chicago	0 3	41 H	Missouri St.	0 3			
			183 H	Valparaiso	1 3	245 H	Indiana St.	3 2			
			124 A	Drake	0 3	183 A	Valparaiso	0 3			
			50 A	UNI	0 3	264 A	Loyola Chicago	3 2			
			228 H	Southern Ill.	3 0	259 H	Bradley	3 2			

Non-Div. I Games:

Evansville

Average RPI Win:	291	WON-LOST RECORD	WINNING PCT. RANK	LAST 10 GAMES	STRENGTH OF SCHEDULE	OPP. STRENGTH OF SCHEDULE	TEAM RPI	ADJ RPI	CONF. RPI	ADJ CONF. RPI		
DIV. I ONLY		12- 16	.42857	207	5- 5	302	273	268	.42992	270	26	27
DIV. I NON-CONF.		6- 6	.5	159	0- 0	322	286	274	.42216	275	24	24
<hr/>												
TOTALS	RPI 1-25	RPI 26-50		W-L RECORDS		RPI 51-100		RPI 101-150		RPI 150+		
12- 16	0- 0	0- 2		OVERALL		0- 3		0- 3		12- 8		
5- 6	0- 0	0- 0		HOME		0- 2		0- 2		5- 2		
3- 8	0- 0	0- 1		AWAY		0- 1		0- 1		3- 5		
4- 2	0- 0	0- 1		NEUTRAL		0- 0		0- 0		4- 1		
6- 6	0- 0	0- 2		NON-CONFERENCE		0- 0		0- 0		6- 4		
2- 1	0- 0	0- 0		HOME		0- 0		0- 0		2- 1		
0- 3	0- 0	0- 1		AWAY		0- 0		0- 0		0- 2		
4- 2	0- 0	0- 1		NEUTRAL		0- 0		0- 0		4- 1		
6- 10	0- 0	0- 0		CONFERENCE		0- 3		0- 3		6- 4		
3- 5	0- 0	0- 0		HOME		0- 2		0- 2		3- 1		
3- 5	0- 0	0- 0		AWAY		0- 1		0- 1		3- 3		
0- 0	0- 0	0- 0		NEUTRAL		0- 0		0- 0		0- 0		
RPI	S	Opponent	Score	RPI	S	Opponent	Score	RPI	S	Opponent	Score	
29	N	Oregon St.	0 3	72	H	Central Ark.	0 3	113	H	A&M-Corpus Christi	2 3	
48	A	North Texas	0 3	91	A	SFA	0 3	140	A	Houston Baptist	0 3	
				91	H	SFA	1 3	140	H	Houston Baptist	0 3	
								154	N	Campbell	3 2	
								179	A	McNeese	0 3	
								214	A	Sam Houston St.	1 3	
								220	A	Abilene Christian	1 3	
								226	N	Western Caro.	0 3	
								227	H	Northwestern St.	1 3	
								247	H	Fordham	2 3	
								249	A	UAB	0 3	
								253	H	Incarnate Word	3 2	
								262	A	Tennessee St.	2 3	
								266	H	Southeast Mo. St.	3 2	
								274	N	FIU	3 2	
								303	A	Southeastern La.	3 2	
								303	H	Southeastern La.	3 1	
								312	A	Lamar University	3 2	
								312	H	Lamar University	3 1	
								313	A	Nicholls St.	3 2	
								329	N	Mississippi Val.	3 0	
								334	H	Alcorn	3 0	
								334	N	Alcorn	3 0	
LAST 10 GAMES				LAST 10 GAMES				LAST 10 GAMES				
140	A	Houston Baptist	0 3	91	H	SFA	1 3	334	N	Alcorn	3 0	
303	H	Southeastern La.	3 1	72	H	Central Ark.	0 3					
313	A	Nicholls St.	3 2	227	H	Northwestern St.	1 3					
179	A	McNeese	0 3	312	A	Lamar University	3 2					
312	H	Lamar University	3 1	303	A	Southeastern La.	3 2					

Non-Div. I Games:

New Orleans

Average RPI Win:	296	WON-LOST	WINNING	LAST 10	STRENGTH OF	OPP. STRENGTH	TEAM	ADJ	CONF.	ADJ CONF.	
Average RPI Loss:	196	RECORD	PCT. RANK	GAMES	SCHEDULE	OF SCHEDULE	RPI	RPI	RPI	RPI	
DIV. I ONLY	12- 13	.48	182	5- 5	306	313	271	.42825	271	31	31
DIV. I NON-CONF.	3- 10	.23077	277	0- 2	212	242	288	.40575	290	31	31
<hr/>											
TOTALS	RPI 1-25	RPI 26-50		W-L RECORDS		RPI 51-100		RPI 101-150		RPI 150+	
12- 13	0- 0	0- 0		OVERALL		0- 1		0- 4		12- 8	
6- 2	0- 0	0- 0		HOME		0- 1		0- 1		6- 0	
5- 8	0- 0	0- 0		AWAY		0- 0		0- 2		5- 6	
1- 3	0- 0	0- 0		NEUTRAL		0- 0		0- 1		1- 2	
3- 10	0- 0	0- 0		NON-CONFERENCE		0- 1		0- 4		3- 5	
1- 2	0- 0	0- 0		HOME		0- 1		0- 1		1- 0	
1- 5	0- 0	0- 0		AWAY		0- 0		0- 2		1- 3	
1- 3	0- 0	0- 0		NEUTRAL		0- 0		0- 1		1- 2	
9- 3	0- 0	0- 0		CONFERENCE		0- 0		0- 0		9- 3	
5- 0	0- 0	0- 0		HOME		0- 0		0- 0		5- 0	
4- 3	0- 0	0- 0		AWAY		0- 0		0- 0		4- 3	
0- 0	0- 0	0- 0		NEUTRAL		0- 0		0- 0		0- 0	
RPI	S	Opponent	Score	RPI	S	Opponent	Score	RPI	S	Opponent	Score
						86 H Fla. Atlantic	2 3	104 A FGCU		0 3	
								104 H FGCU		0 3	
								133 A Jacksonville		2 3	
								133 N Jacksonville		1 3	
								173 A South Fla.		1 3	
								180 N Charlotte		3 2	
								222 A UMES		0 3	
								244 A Florida A&M		1 3	
								244 H Florida A&M		3 0	
								252 H North Florida		3 1	
								252 N North Florida		1 3	
								254 A Howard		1 3	
								257 A Clemson		1 3	
								274 A FIU		0 3	
								299 A N.C. A&T		3 0	
								299 H N.C. A&T		3 2	
								300 A Ga. Southern		3 1	
								312 N Lamar University		1 3	
								327 A N.C. Central		3 1	
								327 H N.C. Central		3 0	
								328 A Savannah St.		3 0	
								328 H Savannah St.		3 0	
								331 A South Carolina St.		3 0	
								331 H South Carolina St.		3 0	

Non-Div. I Games:

Bethune-Cookman

Average RPI Win: 236		WON-LOST	WINNING	LAST 10	STRENGTH OF	OPP. STRENGTH	TEAM	ADJ	CONF.	ADJ CONF.		
Average RPI Loss: 153		RECORD	PCT. RANK	GAMES	SCHEDULE	OF SCHEDULE	RPI	RPI	RPI	RPI		
DIV. I ONLY		9- 19	.32143	260	2- 8	281	145	273	.42767	272	8	8
DIV. I NON-CONF.		7- 5	.58333	127	0- 0	309	243	227	.45649	225	9	9
<hr/>												
TOTALS		RPI 1-25		RPI 26-50		W-L RECORDS		RPI 51-100		RPI 101-150		RPI 150+
9- 19		0- 0		0- 0		OVERALL		1- 5		0- 4		8- 10
4- 7		0- 0		0- 0		HOME		1- 2		0- 2		3- 3
1- 10		0- 0		0- 0		AWAY		0- 3		0- 1		1- 6
4- 2		0- 0		0- 0		NEUTRAL		0- 0		0- 1		4- 1
7- 5		0- 0		0- 0		NON-CONFERENCE		0- 1		0- 1		7- 3
3- 0		0- 0		0- 0		HOME		0- 0		0- 0		3- 0
0- 3		0- 0		0- 0		AWAY		0- 1		0- 0		0- 2
4- 2		0- 0		0- 0		NEUTRAL		0- 0		0- 1		4- 1
2- 14		0- 0		0- 0		CONFERENCE		1- 4		0- 3		1- 7
1- 7		0- 0		0- 0		HOME		1- 2		0- 2		0- 3
1- 7		0- 0		0- 0		AWAY		0- 2		0- 1		1- 4
0- 0		0- 0		0- 0		NEUTRAL		0- 0		0- 0		0- 0
RPI	S	Opponent	Score	RPI	S	Opponent	Score	RPI	S	Opponent	Score	
						65 H SMU	0 3	127 N Green Bay	1	3		
						69 A Temple	0 3	134 A Cincinnati	0	3		
						69 H Temple	3 2	134 H Cincinnati	0	3		
						72 A Central Ark.	0 3	141 H Tulsa	1	3		
						97 A UCF	0 3	155 A East Carolina	0	3		
						97 H UCF	2 3	155 H East Carolina	0	3		
								159 A Tulane	3	2		
								173 A South Fla.	1	3		
								173 H South Fla.	2	3		
								188 A Eastern Ill.	2	3		
								198 A Houston	0	3		
								200 A UConn	1	3		
								200 H UConn	2	3		
								214 N Sam Houston St.	3	2		
								246 H UT Martin	3	1		
								246 N UT Martin	3	0		
								251 N Little Rock	3	0		
								259 N Bradley	1	3		
								279 A Louisiana Tech	1	3		
								308 H La.-Monroe	3	0		
								313 H Nicholls St.	3	0		
								319 N Ark.-Pine Bluff	3	0		
<hr/>												
LAST 10 GAMES												
						155 A East Carolina	0 3	173 A South Fla.	1	3		
						134 A Cincinnati	0 3	134 H Cincinnati	0	3		
						200 H UConn	2 3	155 H East Carolina	0	3		
						69 H Temple	3 2	159 A Tulane	3	2		
						97 A UCF	0 3	65 H SMU	0	3		

Non-Div. I Games:

Memphis

UTEP

Average RPI Win: 231		WON-LOST RECORD	WINNING PCT. RANK		LAST 10 GAMES		STRENGTH OF SCHEDULE		OPP. STRENGTH OF SCHEDULE		TEAM RPI	ADJ RPI	CONF. RPI	ADJ CONF. RPI	
Average RPI Loss: 148															
DIV. I ONLY		6- 22	.21429	305	2- 8		156		180		274	.42761	273	13	13
DIV. I NON-CONF.		3- 11	.21429	289	0- 1		208		211		287	.40892	286	15	15
TOTALS		RPI 1-25		RPI 26-50		W-L RECORDS		RPI 51-100		RPI 101-150		RPI 150+			
6- 22		0- 0		0- 2		OVERALL		1- 3		0- 8		5- 9			
6- 8		0- 0		0- 1		HOME		1- 1		0- 2		5- 4			
0- 10		0- 0		0- 1		AWAY		0- 2		0- 4		0- 3			
0- 4		0- 0		0- 0		NEUTRAL		0- 0		0- 2		0- 2			
3- 11		0- 0		0- 0		NON-CONFERENCE		0- 1		0- 5		3- 5			
3- 4		0- 0		0- 0		HOME		0- 1		0- 1		3- 2			
0- 3		0- 0		0- 0		AWAY		0- 0		0- 2		0- 1			
0- 4		0- 0		0- 0		NEUTRAL		0- 0		0- 2		0- 2			
3- 11		0- 0		0- 2		CONFERENCE		1- 2		0- 3		2- 4			
3- 4		0- 0		0- 1		HOME		1- 0		0- 1		2- 2			
0- 7		0- 0		0- 1		AWAY		0- 2		0- 2		0- 2			
0- 0		0- 0		0- 0		NEUTRAL		0- 0		0- 0		0- 0			
RPI	S	Opponent	Score	RPI	S	Opponent	Score	RPI	S	Opponent	Score	RPI	S	Opponent	Score
				32	A	Western Ky.	0 3	64	A	Rice	2 3	107	A	UTSA	2 3
				48	H	North Texas	1 3	64	H	Rice	3 2	107	H	UTSA	0 3
								81	H	North Dakota	0 3	109	N	Portland St.	0 3
								86	A	Fla. Atlantic	0 3	111	A	New Mexico St.	0 3
												121	H	Texas Tech	2 3
												123	A	Portland	0 3
												138	A	Southern Miss.	0 3
												141	N	Tulsa	0 3
												175	A	New Mexico	0 3
												175	H	New Mexico	0 3
												180	A	Charlotte	1 3
												185	N	CSUN	0 3
												195	H	Marshall	3 2
												220	H	Abilene Christian	2 3
												231	H	Samford	3 1
												249	H	UAB	1 3
												250	N	Montana	1 3
												274	A	FIU	1 3
												279	H	Louisiana Tech	1 3
												280	H	Middle Tenn.	3 0
												290	H	Youngstown St.	3 2
												326	H	Delaware St.	3 0
				LAST 10 GAMES											
				175	A	New Mexico	0 3	279	H	Louisiana Tech	1 3				
				195	H	Marshall	3 2	64	A	Rice	2 3				
				86	A	Fla. Atlantic	0 3	32	A	Western Ky.	0 3				
				274	A	FIU	1 3	107	H	UTSA	0 3				
				280	H	Middle Tenn.	3 0	48	H	North Texas	1 3				

Non-Div. I Games:

UTEP

Average RPI Win: 254		WON-LOST	WINNING	LAST 10	STRENGTH OF		OPP. STRENGTH	TEAM	ADJ		CONF.	ADJ CONF.	
Average RPI Loss: 152		RECORD	PCT. RANK	GAMES	SCHEDULE		OF SCHEDULE	RPI	RPI		RPI	RPI	
DIV. I ONLY		6- 16	.27273	286	4- 6		201	219	272	.42597	274	13	13
DIV. I NON-CONF.		2- 6	.25	273	1- 0		292	291	310	.37446	310	15	15
TOTALS		RPI 1-25	RPI 26-50		W-L RECORDS		RPI 51-100		RPI 101-150		RPI 150+		
6- 16	0- 0	0- 2		OVERALL		1- 2		0- 5		5- 7			
2- 7	0- 0	0- 2		HOME		0- 1		0- 2		2- 2			
3- 6	0- 0	0- 0		AWAY		1- 1		0- 2		2- 3			
1- 3	0- 0	0- 0		NEUTRAL		0- 0		0- 1		1- 2			
2- 6	0- 0	0- 0		NON-CONFERENCE		0- 0		0- 3		2- 3			
1- 1	0- 0	0- 0		HOME		0- 0		0- 1		1- 0			
0- 2	0- 0	0- 0		AWAY		0- 0		0- 1		0- 1			
1- 3	0- 0	0- 0		NEUTRAL		0- 0		0- 1		1- 2			
4- 10	0- 0	0- 2		CONFERENCE		1- 2		0- 2		3- 4			
1- 6	0- 0	0- 2		HOME		0- 1		0- 1		1- 2			
3- 4	0- 0	0- 0		AWAY		1- 1		0- 1		2- 2			
0- 0	0- 0	0- 0		NEUTRAL		0- 0		0- 0		0- 0			
RPI S	Opponent	Score	RPI S	Opponent	Score	RPI S	Opponent	Score	RPI S	Opponent	Score		
			32 H Western Ky.	0 3	64 A Rice	0 3	102 N IUPUI	2 3					
			48 H North Texas	0 3	86 A Fla. Atlantic	3 1	104 A FGCU	0 3					
					86 H Fla. Atlantic	0 3	104 H FGCU	0 3					
							107 H UTSA	2 3					
							138 A Southern Miss.	0 3					
							180 H Charlotte	0 3					
							195 A Marshall	2 3					
							195 H Marshall	1 3					
							249 A UAB	0 3					
							262 A Tennessee St.	1 3					
							270 N New Orleans	2 3					
							271 H Bethune-Cookman	3 0					
							273 H UTEP	3 1					
							279 A Louisiana Tech	3 2					
							280 A Middle Tenn.	3 0					
							300 N Ga. Southern	0 3					
							334 N Alcorn	3 0					
LAST 10 GAMES													
			138 A Southern Miss.	0 3	86 H Fla. Atlantic	0 3							
			280 A Middle Tenn.	3 0	279 A Louisiana Tech	3 2							
			107 H UTSA	2 3	195 A Marshall	2 3							
			273 H UTEP	3 1	32 H Western Ky.	0 3							
			271 H Bethune-Cookman	3 0	180 H Charlotte	0 3							

Non-Div. I Games:

FIU

Average RPI Win:	278	WON-LOST RECORD	WINNING PCT. RANK	LAST 10 GAMES	STRENGTH OF SCHEDULE	OPP. STRENGTH OF SCHEDULE	TEAM RPI	ADJ RPI	CONF. RPI	ADJ CONF. RPI	
DIV. I ONLY		6- 21	.22222 303	1- 9	161	226	276	.42539	275	17	17
DIV. I NON-CONF.		4- 9	.30769 257	0- 0	154	262	242	.44761	242	17	18
<hr/>											
TOTALS	RPI 1-25	RPI 26-50		W-L RECORDS	RPI 51-100		RPI 101-150		RPI 150+		
6- 21	0- 0	0- 1		OVERALL	0- 4		0- 3		6- 13		
3- 10	0- 0	0- 1		HOME	0- 1		0- 1		3- 7		
1- 8	0- 0	0- 0		AWAY	0- 3		0- 1		1- 4		
2- 3	0- 0	0- 0		NEUTRAL	0- 0		0- 1		2- 2		
<hr/>											
4- 9	0- 0	0- 0		NON-CONFERENCE	0- 2		0- 1		4- 6		
2- 4	0- 0	0- 0		HOME	0- 0		0- 0		2- 4		
0- 2	0- 0	0- 0		AWAY	0- 2		0- 0		0- 0		
2- 3	0- 0	0- 0		NEUTRAL	0- 0		0- 1		2- 2		
<hr/>											
2- 12	0- 0	0- 1		CONFERENCE	0- 2		0- 2		2- 7		
1- 6	0- 0	0- 1		HOME	0- 1		0- 1		1- 3		
1- 6	0- 0	0- 0		AWAY	0- 1		0- 1		1- 4		
0- 0	0- 0	0- 0		NEUTRAL	0- 0		0- 0		0- 0		
<hr/>											
RPI S	Opponent	Score	RPI S	Opponent	Score	RPI S	Opponent	Score	RPI S	Opponent	Score
			42 H	VCU	0 3	53 A	Dayton	0 3	130 N	LIU Brooklyn	1 3
						53 H	Dayton	0 3	146 A	Saint Louis	0 3
						57 A	Georgia	0 3	146 H	Saint Louis	0 3
						62 A	Towson	0 3	154 H	Campbell	0 3
									165 H	Central Mich.	1 3
									169 A	Duquesne	1 3
									169 H	Duquesne	0 3
									178 H	Penn	0 3
									180 H	Charlotte	1 3
									192 N	UNC Asheville	0 3
									196 N	Eastern Mich.	0 3
									197 A	Rhode Island	0 3
									237 A	La Salle	3 2
									237 H	La Salle	1 3
									242 A	George Washington	1 3
									242 H	George Washington	2 3
									247 A	Fordham	0 3
									255 H	Davidson	3 0
									277 N	Presbyterian	3 0
									286 H	Loyola Maryland	3 2
									297 H	Hampton	3 1
									317 N	Lafayette	3 0
<hr/>											
			LAST 10 GAMES								
			53 H	Dayton	0 3	146 A	Saint Louis	0 3			
			146 H	Saint Louis	0 3	53 A	Dayton	0 3			
			242 A	George Washington	1 3	42 H	VCU	0 3			
			169 H	Duquesne	0 3	255 H	Davidson	3 0			
			237 H	La Salle	1 3	242 H	George Washington	2 3			

Non-Div. I Games:

George Mason

Grand Canyon

Through Games Of Nov. 12, 2017

Average RPI Win: 240		WON-LOST	WINNING	LAST 10	STRENGTH OF		OPP. STRENGTH	TEAM	ADJ		CONF.	ADJ CONF.
Average RPI Loss: 179		RECORD	PCT. RANK	GAMES	SCHEDULE		OF SCHEDULE	RPI	RPI		RPI	RPI
DIV. I ONLY		8- 18	.30769	269	3- 7		246	258	277		.42404	276
DIV. I NON-CONF.		5- 7	.41667	211	0- 0		232	208	236		.45066	234
TOTALS		RPI 1-25	RPI 26-50		W-L RECORDS		RPI 51-100		RPI 101-150		RPI 150+	
8- 18		0- 0	0- 0		OVERALL		0- 2		1- 6		7- 10	
2- 8		0- 0	0- 0		HOME		0- 0		0- 4		2- 4	
2- 8		0- 0	0- 0		AWAY		0- 1		1- 2		1- 5	
4- 2		0- 0	0- 0		NEUTRAL		0- 1		0- 0		4- 1	
5- 7		0- 0	0- 0		NON-CONFERENCE		0- 2		1- 2		4- 3	
0- 3		0- 0	0- 0		HOME		0- 0		0- 2		0- 1	
1- 2		0- 0	0- 0		AWAY		0- 1		1- 0		0- 1	
4- 2		0- 0	0- 0		NEUTRAL		0- 1		0- 0		4- 1	
3- 11		0- 0	0- 0		CONFERENCE		0- 0		0- 4		3- 7	
2- 5		0- 0	0- 0		HOME		0- 0		0- 2		2- 3	
1- 6		0- 0	0- 0		AWAY		0- 0		0- 2		1- 4	
0- 0		0- 0	0- 0		NEUTRAL		0- 0		0- 0		0- 0	
RPI S	Opponent	Score	RPI S	Opponent	Score	RPI S	Opponent	Score	RPI S	Opponent	Score	
						68 N	Radford	2 3	111 A	New Mexico St.	1 3	
						94 A	Arizona	0 3	111 H	New Mexico St.	2 3	
									125 H	Idaho	0 3	
									131 A	Syracuse	3 1	
									143 H	Gonzaga	0 3	
									150 A	UTRGV	2 3	
									150 H	UTRGV	0 3	
									190 A	Seattle U	3 2	
									190 H	Seattle U	1 3	
									191 A	Utah Valley	0 3	
									191 H	Utah Valley	1 3	
									194 N	Niagara	3 1	
									200 N	UConn	0 3	
									203 N	Eastern Ky.	3 2	
									211 A	CSU Bakersfield	0 3	
									211 H	CSU Bakersfield	1 3	
									247 H	Fordham	1 3	
									259 A	Bradley	1 3	
									268 A	UMKC	2 3	
									268 H	UMKC	3 0	
									296 A	Chicago St.	1 3	
									296 H	Chicago St.	3 1	
									316 N	Siena	3 0	
									318 N	South Dakota St.	3 0	
LAST 10 GAMES												
						150 H	UTRGV	0 3	268 H	UMKC	3 0	
						111 H	New Mexico St.	2 3	296 H	Chicago St.	3 1	
						211 H	CSU Bakersfield	1 3	111 A	New Mexico St.	1 3	
						191 A	Utah Valley	0 3	150 A	UTRGV	2 3	
						190 A	Seattle U	3 2	211 A	CSU Bakersfield	0 3	

Non-Div. I Games:

Grand Canyon

Average RPI Win: 295		WON-LOST	WINNING	LAST 10	STRENGTH OF		OPP. STRENGTH	TEAM	ADJ	CONF.	ADJ CONF.
Average RPI Loss: 164		RECORD	PCT. RANK	GAMES	SCHEDULE		OF SCHEDULE	RPI	RPI	RPI	RPI
DIV. I ONLY		8- 23	.25806	290	3- 7		197	266	280	.42197	277
DIV. I NON-CONF.		4- 11	.26667	271	1- 1		224	295	293	.40654	288
TOTALS		RPI 1-25	RPI 26-50		W-L RECORDS		RPI 51-100		RPI 101-150		RPI 150+
8- 23	0- 0	0- 2		OVERALL		0- 4		0- 3		8- 14	
4- 6	0- 0	0- 1		HOME		0- 1		0- 0		4- 4	
2- 13	0- 0	0- 1		AWAY		0- 2		0- 2		2- 8	
2- 4	0- 0	0- 0		NEUTRAL		0- 1		0- 1		2- 2	
4- 11	0- 0	0- 0		NON-CONFERENCE		0- 2		0- 3		4- 6	
1- 1	0- 0	0- 0		HOME		0- 0		0- 0		1- 1	
1- 6	0- 0	0- 0		AWAY		0- 1		0- 2		1- 3	
2- 4	0- 0	0- 0		NEUTRAL		0- 1		0- 1		2- 2	
4- 12	0- 0	0- 2		CONFERENCE		0- 2		0- 0		4- 8	
3- 5	0- 0	0- 1		HOME		0- 1		0- 0		3- 3	
1- 7	0- 0	0- 1		AWAY		0- 1		0- 0		1- 5	
0- 0	0- 0	0- 0		NEUTRAL		0- 0		0- 0		0- 0	
RPI S	Opponent	Score	RPI S	Opponent	Score	RPI S	Opponent	Score	RPI S	Opponent	Score
			44 A	High Point	0 3	57 A	Georgia	0 3	130 N	LIU Brooklyn	1 3
			44 H	High Point	0 3	59 N	Austin Peay	0 3	132 A	UNCG	1 3
						68 A	Radford	0 3	133 A	Jacksonville	1 3
						68 H	Radford	1 3	154 A	Campbell	1 3
									154 H	Campbell	1 3
									161 A	Wofford	1 3
									173 N	South Fla.	1 3
									192 A	UNC Asheville	1 3
									192 H	UNC Asheville	1 3
									217 A	Winthrop	2 3
									217 H	Winthrop	0 3
									221 A	Liberty	2 3
									221 H	Liberty	3 1
									239 A	UMBC	1 3
									260 H	USC Upstate	2 3
									275 N	George Mason	0 3
									286 A	Loyola Maryland	1 3
									288 A	Gardner-Webb	3 1
									288 H	Gardner-Webb	3 2
									291 A	Charleston So.	2 3
									291 H	Charleston So.	3 1
									299 A	N.C. A&T	3 1
									315 N	Morgan St.	3 1
									326 N	Delaware St.	3 0
									331 H	South Carolina St.	3 0
LAST 10 GAMES											
			217 H	Winthrop	0 3	44 A	High Point	0 3	315 N	Morgan St.	3 1
			192 A	UNC Asheville	1 3	68 A	Radford	0 3	326 N	Delaware St.	3 0
			288 H	Gardner-Webb	3 2	154 H	Campbell	1 3	331 H	South Carolina St.	3 0
			221 H	Liberty	3 1	260 H	USC Upstate	2 3			
			331 H	South Carolina St.	3 0	192 H	UNC Asheville	1 3			

Non-Div. I Games:

Presbyterian

Average RPI Win:	253	WON-LOST RECORD	WINNING PCT. RANK	LAST 10 GAMES	STRENGTH OF SCHEDULE	OPP. STRENGTH OF SCHEDULE	TEAM RPI	ADJ RPI	CONF. RPI	ADJ CONF. RPI	
Average RPI Loss:	143										
DIV. I ONLY	5- 25	.16667	317	2- 8	123	221	281	.42196	278	10	10
DIV. I NON-CONF.	3- 11	.21429	289	0- 0	226	283	303	.39386	303	13	14
<hr/>											
TOTALS	RPI 1-25	RPI 26-50		W-L RECORDS	RPI 51-100		RPI 101-150		RPI 150+		
5- 25	0- 0	0- 1		OVERALL	0- 8		0- 5		5- 11		
4- 8	0- 0	0- 0		HOME	0- 3		0- 2		4- 3		
0- 12	0- 0	0- 1		AWAY	0- 4		0- 2		0- 5		
1- 5	0- 0	0- 0		NEUTRAL	0- 1		0- 1		1- 3		
<hr/>											
3- 11	0- 0	0- 1		NON-CONFERENCE	0- 2		0- 1		3- 7		
2- 2	0- 0	0- 0		HOME	0- 0		0- 0		2- 2		
0- 4	0- 0	0- 1		AWAY	0- 1		0- 0		0- 2		
1- 5	0- 0	0- 0		NEUTRAL	0- 1		0- 1		1- 3		
<hr/>											
2- 14	0- 0	0- 0		CONFERENCE	0- 6		0- 4		2- 4		
2- 6	0- 0	0- 0		HOME	0- 3		0- 2		2- 1		
0- 8	0- 0	0- 0		AWAY	0- 3		0- 2		0- 3		
0- 0	0- 0	0- 0		NEUTRAL	0- 0		0- 0		0- 0		
<hr/>											
RPI S	Opponent	Score	RPI S	Opponent	Score	RPI S	Opponent	Score	RPI S	Opponent	Score
			42 A	VCU	0 3	52 A	Col. of Charleston	2 3	110 A	Hofstra	2 3
						52 H	Col. of Charleston	1 3	110 H	Hofstra	1 3
						61 A	James Madison	2 3	111 N	New Mexico St.	0 3
						61 H	James Madison	1 3	122 A	Northeastern	0 3
						62 A	Towson	0 3	122 H	Northeastern	1 3
						62 H	Towson	0 3	155 A	East Carolina	0 3
						94 A	Arizona	1 3	158 A	Wake Forest	1 3
						96 N	Illinois St.	0 3	163 A	Elon	1 3
									163 H	Elon	3 2
									181 A	UNCW	0 3
									181 H	UNCW	3 1
									222 N	UMES	0 3
									229 N	Rutgers	0 3
									255 H	Davidson	1 3
									258 A	Delaware	2 3
									258 H	Delaware	2 3
									260 N	USC Upstate	2 3
									263 N	Georgia St.	3 1
									284 H	Morehead St.	0 3
									328 H	Savannah St.	3 0
									330 H	Norfolk St.	3 0
<hr/>											
			LAST 10 GAMES								
			52 A	Col. of Charleston	2 3	163 H	Elon	3 2			
			181 A	UNCW	0 3	62 A	Towson	0 3			
			110 H	Hofstra	1 3	258 A	Delaware	2 3			
			122 H	Northeastern	1 3	52 H	Col. of Charleston	1 3			
			61 A	James Madison	2 3	181 H	UNCW	3 1			

Non-Div. I Games:

William & Mary

Average RPI Win:	284	WON-LOST	WINNING	LAST 10	STRENGTH OF	OPP. STRENGTH	TEAM	ADJ	CONF.	ADJ CONF.	
Average RPI Loss:	154	RECORD	PCT. RANK	GAMES	SCHEDULE	OF SCHEDULE	RPI	RPI	RPI	RPI	
DIV. I ONLY	7- 21	.25	292	1- 9	213	228	282	.42177	279	13	13
DIV. I NON-CONF.	5- 9	.35714	237	0- 2	298	246	294	.4058	289	15	15
<hr/>											
TOTALS	RPI 1-25	RPI 26-50		W-L RECORDS		RPI 51-100		RPI 101-150		RPI 150+	
7- 21	0- 0	0- 3		OVERALL		0- 4		0- 4		7- 10	
3- 7	0- 0	0- 1		HOME		0- 2		0- 1		3- 3	
3- 9	0- 0	0- 2		AWAY		0- 1		0- 3		3- 3	
1- 5	0- 0	0- 0		NEUTRAL		0- 1		0- 0		1- 4	
<hr/>											
5- 9	0- 0	0- 0		NON-CONFERENCE		0- 2		0- 1		5- 6	
2- 1	0- 0	0- 0		HOME		0- 0		0- 0		2- 1	
2- 3	0- 0	0- 0		AWAY		0- 1		0- 1		2- 1	
1- 5	0- 0	0- 0		NEUTRAL		0- 1		0- 0		1- 4	
<hr/>											
2- 12	0- 0	0- 3		CONFERENCE		0- 2		0- 3		2- 4	
1- 6	0- 0	0- 1		HOME		0- 2		0- 1		1- 2	
1- 6	0- 0	0- 2		AWAY		0- 0		0- 2		1- 2	
0- 0	0- 0	0- 0		NEUTRAL		0- 0		0- 0		0- 0	
<hr/>											
RPI	S	Opponent	Score	RPI	S	Opponent	Score	RPI	S	Opponent	Score
				32	A	Western Ky.	0 3	64	H	Rice	1 3
				48	A	North Texas	0 3	73	A	Ole Miss	2 3
				48	H	North Texas	0 3	81	N	North Dakota	1 3
								86	H	Fla. Atlantic	0 3
								107	A	UTSA	1 3
								138	A	Southern Miss.	0 3
								138	H	Southern Miss.	0 3
								146	A	Saint Louis	1 3
								180	H	Charlotte	0 3
								189	A	Mississippi St.	0 3
								195	A	Marshall	1 3
								201	N	Chattanooga	0 3
								214	H	Sam Houston St.	0 3
								244	N	Florida A&M	3 2
								246	N	UT Martin	2 3
								248	N	DePaul	2 3
								249	H	UAB	3 1
								251	N	Little Rock	0 3
								272	H	Memphis	3 1
								273	A	UTEP	3 1
								274	H	FIU	2 3
								280	A	Middle Tenn.	2 3
								308	A	La.-Monroe	3 1
								319	H	Ark.-Pine Bluff	3 0
								321	A	Jackson St.	3 0
<hr/>											
LAST 10 GAMES											
				189	A	Mississippi St.	0 3	107	A	UTSA	1 3
				246	N	UT Martin	2 3	273	A	UTEP	3 1
				138	A	Southern Miss.	0 3	274	H	FIU	2 3
				48	H	North Texas	0 3	86	H	Fla. Atlantic	0 3
				180	H	Charlotte	0 3	195	A	Marshall	1 3

Non-Div. I Games:

Louisiana Tech

Average RPI Win:		265	WON-LOST RECORD		WINNING PCT. RANK		LAST 10 GAMES		STRENGTH OF SCHEDULE		OPP. STRENGTH OF SCHEDULE		TEAM RPI		ADJ RPI		CONF. RPI		ADJ CONF. RPI	
DIV. I ONLY			7- 23		.23333 299		2- 8		212		179		283		.42051 280		13		13	
DIV. I NON-CONF.			5- 11		.3125 256		1- 1		265		189		283		.41435 282		15		15	
TOTALS		RPI 1-25		RPI 26-50		W-L RECORDS		RPI 51-100		RPI 101-150		RPI 150+								
7- 23		0- 0		0- 5		OVERALL		0- 4		0- 3		7- 11								
3- 7		0- 0		0- 1		HOME		0- 2		0- 0		3- 4								
2- 8		0- 0		0- 2		AWAY		0- 1		0- 3		2- 2								
2- 8		0- 0		0- 2		NEUTRAL		0- 1		0- 0		2- 5								
5- 11		0- 0		0- 2		NON-CONFERENCE		0- 2		0- 1		5- 6								
1- 2		0- 0		0- 0		HOME		0- 1		0- 0		1- 1								
2- 1		0- 0		0- 0		AWAY		0- 0		0- 1		2- 0								
2- 8		0- 0		0- 2		NEUTRAL		0- 1		0- 0		2- 5								
2- 12		0- 0		0- 3		CONFERENCE		0- 2		0- 2		2- 5								
2- 5		0- 0		0- 1		HOME		0- 1		0- 0		2- 3								
0- 7		0- 0		0- 2		AWAY		0- 1		0- 2		0- 2								
0- 0		0- 0		0- 0		NEUTRAL		0- 0		0- 0		0- 0								
RPI	S	Opponent		Score		RPI	S	Opponent		Score		RPI	S	Opponent		Score				
		32	A	Western Ky.	0	3	59	H	Austin Peay	0	3	107	A	UTSA	1	3				
		32	H	Western Ky.	0	3	64	A	Rice	0	3	138	A	Southern Miss.	0	3				
		35	N	Missouri	0	3	86	H	Fla. Atlantic	0	3	149	A	Belmont	1	3				
		48	A	North Texas	0	3	94	N	Arizona	0	3	178	N	Penn	0	3				
		50	N	UNI	0	3						180	H	Charlotte	3	2				
												195	H	Marshall	0	3				
												201	H	Chattanooga	1	3				
												218	N	Idaho St.	0	3				
												229	N	Rutgers	1	3				
												230	N	UT Arlington	0	3				
												235	A	Robert Morris	3	2				
												249	A	UAB	1	3				
												249	H	UAB	1	3				
												262	H	Tennessee St.	3	0				
												268	N	UMKC	0	3				
												273	A	UTEP	0	3				
												274	H	FIU	0	3				
												279	H	Louisiana Tech	3	2				
												282	N	Troy	3	1				
												284	A	Morehead St.	3	1				
												331	N	South Carolina St.	3	0				
LAST 10 GAMES																				
		48	A	North Texas	0	3	262	H	Tennessee St.	3	0									
		274	H	FIU	0	3	249	A	UAB	1	3									
		32	H	Western Ky.	0	3	138	A	Southern Miss.	0	3									
		59	H	Austin Peay	0	3	180	H	Charlotte	3	2									
		273	A	UTEP	0	3	107	A	UTSA	1	3									

Non-Div. I Games:

Middle Tenn.

I
o
n
a

Iona

RPI	S	Opponent	Score	
332	H	Manhattan	3	0
333	A	Saint Peter's	3	0
333	H	Saint Peter's	3	0

Iona

I
o
n
a

I
o
n
a

Average RPI Win:	266	WON-LOST	WINNING	LAST 10	STRENGTH OF	OPP. STRENGTH	TEAM	ADJ	CONF.	ADJ CONF.	
Average RPI Loss:	180	RECORD	PCT. RANK	GAMES	SCHEDULE	OF SCHEDULE	RPI	RPI	RPI	RPI	
DIV. I ONLY	10- 21	.32258	257	4- 6	263	276	278	.41888	282	25	25
DIV. I NON-CONF.	6- 9	.4	223	1- 0	246	292	265	.43452	263	23	22
<hr/>											
TOTALS	RPI 1-25	RPI 26-50		W-L RECORDS	RPI 51-100		RPI 101-150		RPI 150+		
10- 21	0- 0	0- 0		OVERALL	0- 6		0- 5		10- 10		
7- 7	0- 0	0- 0		HOME	0- 2		0- 2		7- 3		
1- 10	0- 0	0- 0		AWAY	0- 4		0- 2		1- 4		
2- 4	0- 0	0- 0		NEUTRAL	0- 0		0- 1		2- 3		
<hr/>											
6- 9	0- 0	0- 0		NON-CONFERENCE	0- 2		0- 2		6- 5		
4- 1	0- 0	0- 0		HOME	0- 0		0- 0		4- 1		
0- 4	0- 0	0- 0		AWAY	0- 2		0- 1		0- 1		
2- 4	0- 0	0- 0		NEUTRAL	0- 0		0- 1		2- 3		
<hr/>											
4- 12	0- 0	0- 0		CONFERENCE	0- 4		0- 3		4- 5		
3- 6	0- 0	0- 0		HOME	0- 2		0- 2		3- 2		
1- 6	0- 0	0- 0		AWAY	0- 2		0- 1		1- 3		
0- 0	0- 0	0- 0		NEUTRAL	0- 0		0- 0		0- 0		
<hr/>											
RPI S	Opponent	Score	RPI S	Opponent	Score	RPI S	Opponent	Score	RPI S	Opponent	Score
						51 A	Alabama	0 3	118 N	Murray St.	0 3
						54 A	Kennesaw St.	1 3	120 A	South Ala.	0 3
						70 A	Texas St.	0 3	120 H	South Ala.	1 3
						89 A	Coastal Caro.	0 3	139 A	South Carolina	0 3
						89 H	Coastal Caro.	1 3	147 H	Louisiana	1 3
						95 H	Arkansas St.	0 3	205 H	Alabama St.	3 0
									217 H	Winthrop	3 1
									227 H	Northwestern St.	0 3
									230 A	UT Arlington	1 3
									240 A	Appalachian St.	2 3
									240 H	Appalachian St.	3 2
									249 H	UAB	3 2
									251 H	Little Rock	3 1
									252 N	North Florida	2 3
									263 A	Georgia St.	3 2
									263 H	Georgia St.	3 2
									265 N	Mercer	1 3
									280 N	Middle Tenn.	1 3
									284 A	Morehead St.	0 3
									300 A	Ga. Southern	1 3
									300 H	Ga. Southern	0 3
									308 H	La.-Monroe	2 3
									320 N	Southern U.	3 0
									321 H	Jackson St.	3 1
									331 N	South Carolina St.	3 0
<hr/>											
LAST 10 GAMES											
						89 H	Coastal Caro.	1 3	89 A	Coastal Caro.	0 3
						240 H	Appalachian St.	3 2	251 H	Little Rock	3 1
						147 H	Louisiana	1 3	95 H	Arkansas St.	0 3
						308 H	La.-Monroe	2 3	205 H	Alabama St.	3 0
						240 A	Appalachian St.	2 3	263 A	Georgia St.	3 2

Non-Div. I Games:

Troy

Average RPI Win: 259		WON-LOST	WINNING	LAST 10	STRENGTH OF		OPP. STRENGTH	TEAM	ADJ	CONF.	ADJ CONF.
Average RPI Loss: 160		RECORD	PCT. RANK	GAMES	SCHEDULE		OF SCHEDULE	RPI	RPI	RPI	RPI
DIV. I ONLY		7- 18	.28 276	2- 8	244		245	285	.41801 283	12	12
DIV. I NON-CONF.		5- 6	.45455 197	0- 0	315		317	284	.41079 285	16	16
TOTALS		RPI 1-25	RPI 26-50	W-L RECORDS	RPI 51-100		RPI 101-150		RPI 150+		
7- 18	0- 0		0- 0	OVERALL	0- 4		0- 2		7- 12		
3- 5	0- 0		0- 0	HOME	0- 2		0- 1		3- 2		
1- 10	0- 0		0- 0	AWAY	0- 2		0- 1		1- 7		
3- 3	0- 0		0- 0	NEUTRAL	0- 0		0- 0		3- 3		
5- 6	0- 0		0- 0	NON-CONFERENCE	0- 0		0- 0		5- 6		
1- 0	0- 0		0- 0	HOME	0- 0		0- 0		1- 0		
1- 3	0- 0		0- 0	AWAY	0- 0		0- 0		1- 3		
3- 3	0- 0		0- 0	NEUTRAL	0- 0		0- 0		3- 3		
2- 12	0- 0		0- 0	CONFERENCE	0- 4		0- 2		2- 6		
2- 5	0- 0		0- 0	HOME	0- 2		0- 1		2- 2		
0- 7	0- 0		0- 0	AWAY	0- 2		0- 1		0- 4		
0- 0	0- 0		0- 0	NEUTRAL	0- 0		0- 0		0- 0		
RPI S	Opponent	Score	RPI S	Opponent	Score	RPI S	Opponent	Score	RPI S	Opponent	Score
					63 A Princeton	0	3	136 A Cornell	2	3	
					63 H Princeton	0	3	136 H Cornell	1	3	
					77 A Yale	0	3	151 A Harvard	1	3	
					77 H Yale	1	3	151 H Harvard	3	2	
								153 H Central Conn. St.	3	2	
								166 A Bryant	2	3	
								168 N Lehigh	0	3	
								177 A Providence	0	3	
								178 A Penn	0	3	
								178 H Penn	2	3	
								182 N Stony Brook	0	3	
								202 A Dartmouth	0	3	
								202 H Dartmouth	1	3	
								207 A Sacred Heart	1	3	
								213 A Columbia	0	3	
								213 H Columbia	3	1	
								301 N Hartford	2	3	
								309 A Holy Cross	3	1	
								325 N Fairleigh Dickinson	3	0	
								332 N Manhattan	3	0	
								332 N Manhattan	3	0	
				LAST 10 GAMES							
					136 A Cornell	2	3		178 A Penn	0	3
					213 A Columbia	0	3		77 H Yale	1	3
					151 H Harvard	3	2		202 A Dartmouth	0	3
					202 H Dartmouth	1	3		151 A Harvard	1	3
					63 A Princeton	0	3		213 H Columbia	3	1

Non-Div. I Games:

Brown

Average RPI Win:	269	WON-LOST	WINNING	LAST 10	STRENGTH OF	OPP. STRENGTH	TEAM	ADJ	CONF.	ADJ CONF.					
Average RPI Loss:	205	RECORD	PCT. RANK	GAMES	SCHEDULE	OF SCHEDULE	RPI	RPI	RPI	RPI					
DIV. I ONLY		14- 15	.48276	172	4- 6	316	286	279	.41755	284	24	23			
DIV. I NON-CONF.		9- 4	.69231	80	0- 0	334	316	277	.41893	278	26	26			

TOTALS	RPI 1-25	RPI 26-50		W-L RECORDS		RPI 51-100		RPI 101-150		RPI 150+					
14- 15	0- 0	0- 0		OVERALL		0- 2		0- 3		14- 10					
8- 7	0- 0	0- 0		HOME		0- 2		0- 1		8- 4					
3- 7	0- 0	0- 0		AWAY		0- 0		0- 2		3- 5					
3- 1	0- 0	0- 0		NEUTRAL		0- 0		0- 0		3- 1					
9- 4	0- 0	0- 0		NON-CONFERENCE		0- 0		0- 0		9- 4					
4- 3	0- 0	0- 0		HOME		0- 0		0- 0		4- 3					
2- 0	0- 0	0- 0		AWAY		0- 0		0- 0		2- 0					
3- 1	0- 0	0- 0		NEUTRAL		0- 0		0- 0		3- 1					
5- 11	0- 0	0- 0		CONFERENCE		0- 2		0- 3		5- 6					
4- 4	0- 0	0- 0		HOME		0- 2		0- 1		4- 1					
1- 7	0- 0	0- 0		AWAY		0- 0		0- 2		1- 5					
0- 0	0- 0	0- 0		NEUTRAL		0- 0		0- 0		0- 0					

RPI	S	Opponent	Score	RPI	S	Opponent	Score	RPI	S	Opponent	Score				
				59 H Austin Peay				0	3	118 A Murray St.		1	3		
				80 H SIUE				0	3	149 A Belmont		0	3		
								149 H Belmont				1	3		
								188 H Eastern Ill.				3	0		
								195 H Marshall				0	3		
								203 A Eastern Ky.				0	3		
								203 H Eastern Ky.				3	1		
								212 A Jacksonville St.				2	3		
								212 H Jacksonville St.				3	2		
								217 H Winthrop				3	2		
								232 N Bucknell				3	0		
								246 A UT Martin				1	3		
								255 N Davidson				1	3		
								261 A Saint Francis (PA)				3	1		
								262 A Tennessee St.				1	3		
								262 H Tennessee St.				3	1		
								266 A Southeast Mo. St.				0	3		
								278 A William & Mary				3	0		
								280 H Middle Tenn.				1	3		
								282 H Troy				3	0		
				290 H Youngstown St.				0	3						
				314 A Tennessee Tech				3	0						
				314 H Tennessee Tech				1	3						
				326 H Delaware St.				3	0						
				328 N Savannah St.				3	0						
				330 N Norfolk St.				3	0						
				331 H South Carolina St.				3	0						

				LAST 10 GAMES											
				59 H Austin Peay				0	3	262 H Tennessee St.				3	1
				203 H Eastern Ky.				3	1	246 A UT Martin				1	3
				212 A Jacksonville St.				2	3	266 A Southeast Mo. St.				0	3
				314 A Tennessee Tech				3	0	80 H SIUE				0	3
				149 H Belmont				1	3	188 H Eastern Ill.				3	0

Non-Div. I Games:

Morehead St.

Average RPI Win: 236		WON-LOST RECORD	WINNING PCT. RANK		LAST 10 GAMES	STRENGTH OF SCHEDULE	OPP. STRENGTH OF SCHEDULE	TEAM RPI	ADJ RPI	CONF. RPI	ADJ CONF. RPI	
Average RPI Loss: 169												
DIV. I ONLY		6- 22	.21429	305	0- 10	200	229	289	.41511	285	16	16
DIV. I NON-CONF.		4- 8	.33333	248	0- 0	205	296	267	.43206	267	11	11
<hr/>												
TOTALS		RPI 1-25		RPI 26-50		W-L RECORDS		RPI 51-100		RPI 101-150		RPI 150+
6- 22		0- 0		0- 0		OVERALL		0- 4		0- 5		6- 13
2- 9		0- 0		0- 0		HOME		0- 1		0- 3		2- 5
2- 9		0- 0		0- 0		AWAY		0- 2		0- 2		2- 5
2- 4		0- 0		0- 0		NEUTRAL		0- 1		0- 0		2- 3
4- 8		0- 0		0- 0		NON-CONFERENCE		0- 2		0- 0		4- 6
1- 2		0- 0		0- 0		HOME		0- 0		0- 0		1- 2
1- 2		0- 0		0- 0		AWAY		0- 1		0- 0		1- 1
2- 4		0- 0		0- 0		NEUTRAL		0- 1		0- 0		2- 3
2- 14		0- 0		0- 0		CONFERENCE		0- 2		0- 5		2- 7
1- 7		0- 0		0- 0		HOME		0- 1		0- 3		1- 3
1- 7		0- 0		0- 0		AWAY		0- 1		0- 2		1- 4
0- 0		0- 0		0- 0		NEUTRAL		0- 0		0- 0		0- 0
RPI	S	Opponent	Score	RPI	S	Opponent	Score	RPI	S	Opponent	Score	
						67 A Miami (OH)	1 3			112 A Bowling Green	0 3	
						67 H Miami (OH)	0 3			112 H Bowling Green	0 3	
						76 A Navy	0 3			114 H Ball St.	0 3	
						82 N West Virginia	0 3			142 A Ohio	0 3	
										142 H Ohio	1 3	
										164 A Army West Point	0 3	
										165 A Central Mich.	0 3	
										174 H Western Mich.	1 3	
										176 A Buffalo	3 1	
										176 H Buffalo	1 3	
										177 N Providence	3 1	
										186 H Northern Ill.	2 3	
										196 A Eastern Mich.	1 3	
										222 N UMES	3 2	
										224 A Toledo	2 3	
										236 A Kent St.	0 3	
										236 H Kent St.	3 1	
										237 H La Salle	1 3	
										238 N Fort Wayne	1 3	
										261 N Saint Francis (PA)	0 3	
										261 N Saint Francis (PA)	1 3	
										286 H Loyola Maryland	1 3	
										290 A Youngstown St.	3 1	
										314 H Tennessee Tech	3 0	
LAST 10 GAMES												
						67 H Miami (OH)	0 3			142 A Ohio	0 3	
						112 H Bowling Green	0 3			165 A Central Mich.	0 3	
						114 H Ball St.	0 3			196 A Eastern Mich.	1 3	
						176 H Buffalo	1 3			186 H Northern Ill.	2 3	
						236 A Kent St.	0 3			174 H Western Mich.	1 3	

Non-Div. I Games:

Akron

Average RPI Win:	271	WON-LOST RECORD	WINNING PCT. RANK	LAST 10 GAMES	STRENGTH OF SCHEDULE	OPP. STRENGTH OF SCHEDULE	TEAM RPI	ADJ RPI	CONF. RPI	ADJ CONF. RPI					
DIV. I ONLY		10- 19	.34483 251	2- 8	291	279	284	.41337 286	23	24					
DIV. I NON-CONF.		6- 7	.46154 183	0- 0	327	298	301	.39493 302	28	28					
<hr/>															
TOTALS	RPI 1-25	RPI 26-50		W-L RECORDS		RPI 51-100		RPI 101-150		RPI 150+					
10- 19	0- 0	0- 0		OVERALL		0- 4		1- 1		9- 14					
5- 7	0- 0	0- 0		HOME		0- 2		0- 1		5- 4					
3- 8	0- 0	0- 0		AWAY		0- 2		1- 0		2- 6					
2- 4	0- 0	0- 0		NEUTRAL		0- 0		0- 0		2- 4					
<hr/>															
6- 7	0- 0	0- 0		NON-CONFERENCE		0- 0		0- 0		6- 7					
3- 1	0- 0	0- 0		HOME		0- 0		0- 0		3- 1					
1- 2	0- 0	0- 0		AWAY		0- 0		0- 0		1- 2					
2- 4	0- 0	0- 0		NEUTRAL		0- 0		0- 0		2- 4					
<hr/>															
4- 12	0- 0	0- 0		CONFERENCE		0- 4		1- 1		3- 7					
2- 6	0- 0	0- 0		HOME		0- 2		0- 1		2- 3					
2- 6	0- 0	0- 0		AWAY		0- 2		1- 0		1- 4					
0- 0	0- 0	0- 0		NEUTRAL		0- 0		0- 0		0- 0					
<hr/>															
RPI S	Opponent	Score	RPI S	Opponent	Score	RPI S	Opponent	Score	RPI S	Opponent	Score				
						71 A	American	0	3	105 A	Colgate	3	2		
						71 H	American	0	3	105 H	Colgate	0	3		
						76 A	Navy	0	3	164 A	Army West Point	3	1		
						76 H	Navy	0	3	164 H	Army West Point	0	3		
										168 A	Lehigh	1	3		
										168 H	Lehigh	0	3		
										180 N	Charlotte	0	3		
										181 A	UNCW	0	3		
										232 A	Bucknell	1	3		
										232 H	Bucknell	1	3		
										237 N	La Salle	2	3		
										239 H	UMBC	1	3		
										240 N	Appalachian St.	1	3		
										255 N	Davidson	0	3		
										275 A	George Mason	2	3		
										277 H	Presbyterian	3	1		
										285 A	Akron	3	1		
										297 N	Hampton	3	1		
										309 A	Holy Cross	0	3		
										309 H	Holy Cross	3	0		
						314 N	Tennessee Tech	3	1						
						315 H	Morgan St.	3	1						
						317 A	Lafayette	1	3						
						317 H	Lafayette	3	0						
						323 H	Coppin St.	3	0						
						LAST 10 GAMES									
						309 A	Holy Cross	0	3	164 H	Army West Point	0	3		
						317 H	Lafayette	3	0	76 H	Navy	0	3		
						232 A	Bucknell	1	3	71 H	American	0	3		
						168 H	Lehigh	0	3	309 H	Holy Cross	3	0		
105 H	Colgate	0	3	317 A	Lafayette	1	3								

Non-Div. I Games:

Loyola Maryland

Average RPI Win: 298		WON-LOST RECORD	WINNING PCT. RANK		LAST 10 GAMES	STRENGTH OF SCHEDULE	OPP. STRENGTH OF SCHEDULE	TEAM RPI	ADJ RPI		CONF. RPI	ADJ CONF. RPI					
Average RPI Loss: 153																	
DIV. I ONLY		3- 23	.11538	325	1- 9	98	257	290	.41313	287	19	19					
DIV. I NON-CONF.		1- 11	.08333	314	0- 0	100	266	285	.41137	284	19	19					
<hr/>																	
TOTALS		RPI 1-25		RPI 26-50		W-L RECORDS		RPI 51-100		RPI 101-150		RPI 150+					
3- 23		0- 0		0- 0		OVERALL		0- 7		0- 5		3- 11					
2- 11		0- 0		0- 0		HOME		0- 4		0- 2		2- 5					
0- 9		0- 0		0- 0		AWAY		0- 3		0- 2		0- 4					
1- 3		0- 0		0- 0		NEUTRAL		0- 0		0- 1		1- 2					
1- 11		0- 0		0- 0		NON-CONFERENCE		0- 3		0- 1		1- 7					
0- 6		0- 0		0- 0		HOME		0- 2		0- 0		0- 4					
0- 2		0- 0		0- 0		AWAY		0- 1		0- 0		0- 1					
1- 3		0- 0		0- 0		NEUTRAL		0- 0		0- 1		1- 2					
2- 12		0- 0		0- 0		CONFERENCE		0- 4		0- 4		2- 4					
2- 5		0- 0		0- 0		HOME		0- 2		0- 2		2- 1					
0- 7		0- 0		0- 0		AWAY		0- 2		0- 2		0- 3					
0- 0		0- 0		0- 0		NEUTRAL		0- 0		0- 0		0- 0					
RPI	S	Opponent	Score	RPI	S	Opponent	Score	RPI	S	Opponent	Score	RPI	S	Opponent	Score		
								54	A	Kennesaw St.	0	3	104	A	FGCU	0	3
								54	H	Kennesaw St.	0	3	104	H	FGCU	0	3
								86	A	Fla. Atlantic	1	3	133	A	Jacksonville	1	3
								86	H	Fla. Atlantic	0	3	133	H	Jacksonville	1	3
								90	A	Lipscomb	0	3	148	N	North Dakota St.	1	3
								90	H	Lipscomb	1	3	153	H	Central Conn. St.	2	3
								91	H	SFA	1	3	155	H	East Carolina	1	3
												177	H	Providence	0	3	
												179	N	McNeese	1	3	
												189	N	Mississippi St.	1	3	
												198	A	Houston	1	3	
												232	H	Bucknell	1	3	
												252	A	North Florida	0	3	
												252	H	North Florida	2	3	
												260	A	USC Upstate	0	3	
												260	H	USC Upstate	3	1	
												305	A	NJIT	2	3	
												305	H	NJIT	3	2	
												328	N	Savannah St.	3	0	
				LAST 10 GAMES													
				90	H	Lipscomb	1	3	133	A	Jacksonville	1	3				
				54	H	Kennesaw St.	0	3	104	A	FGCU	0	3				
				305	A	NJIT	2	3	133	H	Jacksonville	1	3				
				260	A	USC Upstate	0	3	252	H	North Florida	2	3				
				252	A	North Florida	0	3	260	H	USC Upstate	3	1				

Non-Div. I Games:

Stetson

Average RPI Win: 271		WON-LOST	WINNING	LAST 10	STRENGTH OF		OPP. STRENGTH	TEAM	ADJ	CONF.	ADJ CONF.
Average RPI Loss: 181		RECORD	PCT. RANK	GAMES	SCHEDULE		OF SCHEDULE	RPI	RPI	RPI	RPI
DIV. I ONLY		7- 22	.24138	297	0- 10		188	289	286	.41243	288
DIV. I NON-CONF.		6- 7	.46154	183	0- 0		204	326	223	.45466	229
TOTALS		RPI 1-25	RPI 26-50		W-L RECORDS		RPI 51-100		RPI 101-150		RPI 150+
7- 22	0- 0	0- 2		OVERALL		0- 3		0- 1		7- 16	
2- 10	0- 0	0- 1		HOME		0- 1		0- 0		2- 8	
2- 11	0- 0	0- 1		AWAY		0- 2		0- 1		2- 6	
3- 1	0- 0	0- 0		NEUTRAL		0- 0		0- 0		3- 1	
6- 7	0- 0	0- 0		NON-CONFERENCE		0- 1		0- 1		6- 5	
1- 3	0- 0	0- 0		HOME		0- 0		0- 0		1- 3	
2- 3	0- 0	0- 0		AWAY		0- 1		0- 1		2- 1	
3- 1	0- 0	0- 0		NEUTRAL		0- 0		0- 0		3- 1	
1- 15	0- 0	0- 2		CONFERENCE		0- 2		0- 0		1- 11	
1- 7	0- 0	0- 1		HOME		0- 1		0- 0		1- 5	
0- 8	0- 0	0- 1		AWAY		0- 1		0- 0		0- 6	
0- 0	0- 0	0- 0		NEUTRAL		0- 0		0- 0		0- 0	
RPI S	Opponent	Score	RPI S	Opponent	Score	RPI S	Opponent	Score	RPI S	Opponent	Score
			44 A	High Point	0 3	61 A	James Madison	0 3	103 A	Furman	0 3
			44 H	High Point	0 3	68 A	Radford	1 3	154 A	Campbell	0 3
						68 H	Radford	0 3	154 H	Campbell	0 3
									155 A	East Carolina	3 2
									161 H	Wofford	0 3
									163 H	Elon	0 3
									192 A	UNC Asheville	1 3
									192 H	UNC Asheville	3 2
									207 N	Sacred Heart	2 3
									217 A	Winthrop	1 3
									217 H	Winthrop	2 3
									221 A	Liberty	0 3
									221 H	Liberty	2 3
									260 H	USC Upstate	2 3
									277 A	Presbyterian	2 3
									277 H	Presbyterian	1 3
									291 A	Charleston So.	0 3
									291 H	Charleston So.	1 3
									293 N	Rider	3 0
									297 N	Hampton	3 0
									299 A	N.C. A&T	1 3
									307 N	The Citadel	3 1
									327 A	N.C. Central	3 1
									327 H	N.C. Central	3 2
			LAST 10 GAMES								
			221 H	Liberty	2 3	221 A	Liberty	0 3			
			217 H	Winthrop	2 3	154 H	Campbell	0 3			
			277 A	Presbyterian	2 3	44 A	High Point	0 3			
			154 A	Campbell	0 3	291 H	Charleston So.	1 3			
			68 A	Radford	1 3	277 H	Presbyterian	1 3			

Non-Div. I Games:

Gardner-Webb

Average RPI Win: 287		WON-LOST RECORD		WINNING PCT. RANK		LAST 10 GAMES		STRENGTH OF SCHEDULE		OPP. STRENGTH OF SCHEDULE		TEAM RPI		ADJ RPI		CONF. RPI		ADJ CONF. RPI	
DIV. I ONLY		8- 20		.28571 271		2- 8		258		272		288		.41221 289		22		22	
DIV. I NON-CONF.		5- 9		.35714 237		0- 0		251		303		279		.416 280		20		20	
TOTALS		RPI 1-25		RPI 26-50		W-L RECORDS		RPI 51-100		RPI 101-150		RPI 150+							
8- 20		0- 0		0- 0		OVERALL		0- 3		0- 8		8- 9							
4- 10		0- 0		0- 0		HOME		0- 1		0- 5		4- 4							
2- 8		0- 0		0- 0		AWAY		0- 1		0- 3		2- 4							
2- 2		0- 0		0- 0		NEUTRAL		0- 1		0- 0		2- 1							
5- 9		0- 0		0- 0		NON-CONFERENCE		0- 1		0- 2		5- 6							
2- 5		0- 0		0- 0		HOME		0- 0		0- 2		2- 3							
1- 2		0- 0		0- 0		AWAY		0- 0		0- 0		1- 2							
2- 2		0- 0		0- 0		NEUTRAL		0- 1		0- 0		2- 1							
3- 11		0- 0		0- 0		CONFERENCE		0- 2		0- 6		3- 3							
2- 5		0- 0		0- 0		HOME		0- 1		0- 3		2- 1							
1- 6		0- 0		0- 0		AWAY		0- 1		0- 3		1- 2							
0- 0		0- 0		0- 0		NEUTRAL		0- 0		0- 0		0- 0							
RPI	S	Opponent	Score	RPI	S	Opponent	Score	RPI	S	Opponent	Score	RPI	S	Opponent	Score				
								59	N	Austin Peay	0 3	119	A	Oral Roberts	1 3				
								60	A	Denver	0 3	119	H	Oral Roberts	0 3				
								60	H	Denver	1 3	124	H	Drake	0 3				
												144	A	South Dakota	2 3				
												144	H	South Dakota	0 3				
												146	H	Saint Louis	1 3				
												148	A	North Dakota St.	0 3				
												148	H	North Dakota St.	1 3				
												179	H	McNeese	2 3				
												183	H	Valparaiso	0 3				
												188	A	Eastern Ill.	3 0				
												223	A	Omaha	0 3				
												223	H	Omaha	1 3				
												238	A	Fort Wayne	0 3				
												238	H	Fort Wayne	3 1				
												249	A	UAB	0 3				
												266	A	Southeast Mo. St.	2 3				
												269	H	Evansville	2 3				
												291	N	Charleston So.	3 2				
												296	H	Chicago St.	3 0				
												296	N	Chicago St.	1 3				
												311	N	Alabama A&M	3 0				
												318	A	South Dakota St.	3 1				
												318	H	South Dakota St.	3 2				
												332	H	Manhattan	3 2				
LAST 10 GAMES																			
						60	H	Denver	1 3	119	H	Oral Roberts	0 3						
						148	H	North Dakota St.	1 3	144	H	South Dakota	0 3						
						238	H	Fort Wayne	3 1	148	A	North Dakota St.	0 3						
						318	A	South Dakota St.	3 1	60	A	Denver	0 3						
						223	A	Omaha	0 3	238	A	Fort Wayne	0 3						

Non-Div. I Games:

Western Ill.

Average RPI Win: 262		WON-LOST RECORD		WINNING PCT. RANK		LAST 10 GAMES		STRENGTH OF SCHEDULE		OPP. STRENGTH OF SCHEDULE		TEAM RPI		ADJ RPI		CONF. RPI		ADJ CONF. RPI		
DIV. I ONLY		8- 22		.26667 287		1- 9		269		218		292		.41152 290		14		14		
DIV. I NON-CONF.		7- 7		.5 159		0- 0		293		282		256		.43979 258		12		12		
TOTALS		RPI 1-25		RPI 26-50		W-L RECORDS		RPI 51-100		RPI 101-150		RPI 150+								
8- 22		0- 0		0- 0		OVERALL		0- 3		0- 6		8- 13								
3- 10		0- 0		0- 0		HOME		0- 1		0- 3		3- 6								
2- 9		0- 0		0- 0		AWAY		0- 1		0- 3		2- 5								
3- 3		0- 0		0- 0		NEUTRAL		0- 1		0- 0		3- 2								
7- 7		0- 0		0- 0		NON-CONFERENCE		0- 1		0- 0		7- 6								
2- 3		0- 0		0- 0		HOME		0- 0		0- 0		2- 3								
2- 1		0- 0		0- 0		AWAY		0- 0		0- 0		2- 1								
3- 3		0- 0		0- 0		NEUTRAL		0- 1		0- 0		3- 2								
1- 15		0- 0		0- 0		CONFERENCE		0- 2		0- 6		1- 7								
1- 7		0- 0		0- 0		HOME		0- 1		0- 3		1- 3								
0- 8		0- 0		0- 0		AWAY		0- 1		0- 3		0- 4								
0- 0		0- 0		0- 0		NEUTRAL		0- 0		0- 0		0- 0								
RPI	S	Opponent	Score	RPI	S	Opponent	Score	RPI	S	Opponent	Score	RPI	S	Opponent	Score					
								75	A	Cleveland St.	0 3	102	A	IUPUI	0 3					
								75	H	Cleveland St.	0 3	102	H	IUPUI	0 3					
								81	N	North Dakota	0 3	108	A	Oakland	0 3					
												108	H	Oakland	2 3					
												127	A	Green Bay	0 3					
												127	H	Green Bay	0 3					
												162	A	Ill.-Chicago	0 3					
												162	H	Ill.-Chicago	1 3					
												171	A	Northern Ky.	0 3					
												171	H	Northern Ky.	1 3					
												175	N	New Mexico	0 3					
												175	N	New Mexico	0 3					
												217	N	Winthrop	3 0					
												219	A	Wright St.	0 3					
												219	H	Wright St.	1 3					
												224	A	Toledo	3 2					
												233	A	Milwaukee	0 3					
												233	H	Milwaukee	3 1					
												235	H	Robert Morris	3 2					
												237	H	La Salle	0 3					
												238	H	Fort Wayne	1 3					
												261	H	Saint Francis (PA)	3 2					
												273	A	UTEP	2 3					
												284	A	Morehead St.	3 0					
												285	H	Akron	1 3					
												314	N	Tennessee Tech	3 0					
												326	N	Delaware St.	3 0					
			LAST 10 GAMES																	
						233	H	Milwaukee	3	1	102	A	IUPUI	0	3	273	A	UTEP	2	3
						219	A	Wright St.	0	3	162	H	Ill.-Chicago	1	3	284	A	Morehead St.	3	0
						108	H	Oakland	2	3	127	H	Green Bay	0	3	285	H	Akron	1	3
						75	A	Cleveland St.	0	3	233	A	Milwaukee	0	3	314	N	Tennessee Tech	3	0
						171	A	Northern Ky.	0	3	219	H	Wright St.	1	3	326	N	Delaware St.	3	0

Non-Div. I Games:

Youngstown St.

Average RPI Win: 307		WON-LOST	WINNING	LAST 10	STRENGTH OF		OPP. STRENGTH	TEAM	ADJ		CONF.	ADJ CONF.
Average RPI Loss: 173		RECORD	PCT. RANK	GAMES	SCHEDULE		OF SCHEDULE	RPI	RPI		RPI	RPI
DIV. I ONLY		8- 22	.26667	287	1- 9		239	287	291		20	20
DIV. I NON-CONF.		5- 9	.35714	237	0- 0		281	327	295		22	23
TOTALS		RPI 1-25	RPI 26-50		W-L RECORDS		RPI 51-100		RPI 101-150		RPI 150+	
8- 22		0- 0	0- 2		OVERALL		0- 4		0- 0		8- 16	
3- 6		0- 0	0- 1		HOME		0- 1		0- 0		3- 4	
2- 11		0- 0	0- 1		AWAY		0- 2		0- 0		2- 8	
3- 5		0- 0	0- 0		NEUTRAL		0- 1		0- 0		3- 4	
5- 9		0- 0	0- 0		NON-CONFERENCE		0- 2		0- 0		5- 7	
1- 0		0- 0	0- 0		HOME		0- 0		0- 0		1- 0	
1- 4		0- 0	0- 0		AWAY		0- 1		0- 0		1- 3	
3- 5		0- 0	0- 0		NEUTRAL		0- 1		0- 0		3- 4	
3- 13		0- 0	0- 2		CONFERENCE		0- 2		0- 0		3- 9	
2- 6		0- 0	0- 1		HOME		0- 1		0- 0		2- 4	
1- 7		0- 0	0- 1		AWAY		0- 1		0- 0		1- 5	
0- 0		0- 0	0- 0		NEUTRAL		0- 0		0- 0		0- 0	
RPI S	Opponent	Score	RPI S	Opponent	Score	RPI S	Opponent	Score	RPI S	Opponent	Score	
			44 A	High Point	0 3	52 A	Col. of Charleston	0 3	154 A	Campbell	0 3	
			44 H	High Point	1 3	62 N	Towson	1 3	154 H	Campbell	1 3	
						68 A	Radford	0 3	163 A	Elon	0 3	
						68 H	Radford	0 3	192 A	UNC Asheville	0 3	
									192 H	UNC Asheville	1 3	
									212 N	Jacksonville St.	1 3	
									212 N	Jacksonville St.	2 3	
									217 A	Winthrop	0 3	
									217 H	Winthrop	0 3	
									221 A	Liberty	0 3	
									221 H	Liberty	1 3	
									226 A	Western Caro.	0 3	
									249 A	UAB	1 3	
									263 N	Georgia St.	2 3	
									277 A	Presbyterian	1 3	
									277 H	Presbyterian	3 2	
									288 A	Gardner-Webb	3 1	
									288 H	Gardner-Webb	3 0	
									289 N	Western Ill.	2 3	
									307 A	The Citadel	3 2	
									311 N	Alabama A&M	3 0	
									327 N	N.C. Central	3 1	
									330 N	Norfolk St.	3 1	
									331 H	South Carolina St.	3 0	
			LAST 10 GAMES									
			154 A	Campbell	0 3	217 A	Winthrop	0 3				
			68 A	Radford	0 3	221 H	Liberty	1 3				
			44 A	High Point	0 3	68 H	Radford	0 3				
			217 H	Winthrop	0 3	221 A	Liberty	0 3				
			192 H	UNC Asheville	1 3	288 A	Gardner-Webb	3 1				

Non-Div. I Games:

Charleston So.

Average RPI Win:	266	WON-LOST RECORD	WINNING PCT. RANK	LAST 10 GAMES	STRENGTH OF SCHEDULE	OPP. STRENGTH OF SCHEDULE	TEAM RPI	ADJ RPI	CONF. RPI	ADJ CONF. RPI					
Average RPI Loss:	157														
DIV. I ONLY		5- 22	.18519	309	1- 9	194	210	293	.40775	292	9	9			
DIV. I NON-CONF.		4- 9	.30769	257	0- 0	231	300	282	.41276	283	8	8			
<hr/>															
TOTALS	RPI 1-25	RPI 26-50		W-L RECORDS		RPI 51-100		RPI 101-150		RPI 150+					
5- 22	0- 1	0- 2		OVERALL		0- 3		0- 4		5- 12					
3- 10	0- 0	0- 1		HOME		0- 1		0- 3		3- 5					
0- 10	0- 1	0- 1		AWAY		0- 2		0- 1		0- 5					
2- 2	0- 0	0- 0		NEUTRAL		0- 0		0- 0		2- 2					
<hr/>															
4- 9	0- 0	0- 0		NON-CONFERENCE		0- 1		0- 2		4- 6					
2- 5	0- 0	0- 0		HOME		0- 0		0- 2		2- 3					
0- 2	0- 0	0- 0		AWAY		0- 1		0- 0		0- 1					
2- 2	0- 0	0- 0		NEUTRAL		0- 0		0- 0		2- 2					
<hr/>															
1- 13	0- 1	0- 2		CONFERENCE		0- 2		0- 2		1- 6					
1- 5	0- 0	0- 1		HOME		0- 1		0- 1		1- 2					
0- 8	0- 1	0- 1		AWAY		0- 1		0- 1		0- 4					
0- 0	0- 0	0- 0		NEUTRAL		0- 0		0- 0		0- 0					
<hr/>															
RPI	S	Opponent	Score	RPI	S	Opponent	Score	RPI	S	Opponent	Score				
19	A	Cal Poly	0 3	47	A	Hawaii	0 3	62	A	Towson	0 3	124	H	Drake	2 3
				47	H	Hawaii	0 3	74	A	UC Irvine	0 3	128	H	San Jose St.	0 3
								74	H	UC Irvine	1 3	135	A	UC Davis	0 3
												135	H	UC Davis	2 3
												166	H	Bryant	3 0
												170	A	UC Santa Barbara	0 3
												185	A	CSUN	0 3
												185	H	CSUN	1 3
												188	N	Eastern Ill.	0 3
												196	N	Eastern Mich.	1 3
												206	A	Long Beach St.	0 3
												206	H	Long Beach St.	0 3
												211	H	CSU Bakersfield	1 3
												225	A	UC Riverside	1 3
												225	H	UC Riverside	3 1
												245	A	Indiana St.	2 3
												295	H	Southern Utah	2 3
												296	H	Chicago St.	2 3
												298	N	Quinnipiac	3 1
												317	N	Lafayette	3 0
												325	H	Fairleigh Dickinson	3 0
<hr/>															
				LAST 10 GAMES											
				206	A	Long Beach St.	0 3	47	A	Hawaii	0 3				
				185	A	CSUN	0 3	206	H	Long Beach St.	0 3				
				74	A	UC Irvine	0 3	135	H	UC Davis	2 3				
				135	A	UC Davis	0 3	74	H	UC Irvine	1 3				
				225	H	UC Riverside	3 1	225	A	UC Riverside	1 3				

Non-Div. I Games:

Cal St. Fullerton

Average RPI Win: 306		WON-LOST RECORD		WINNING PCT. RANK		LAST 10 GAMES		STRENGTH OF SCHEDULE		OPP. STRENGTH OF SCHEDULE		TEAM RPI		ADJ RPI		CONF. RPI		ADJ CONF. RPI	
Average RPI Loss: 228																			
DIV. I ONLY		17- 14		.54839 141		6- 4		331		312		287		.40733 293		30		30	
DIV. I NON-CONF.		7- 6		.53846 145		1- 0		330		305		292		.40174 296		30		30	
TOTALS		RPI 1-25		RPI 26-50		W-L RECORDS		RPI 51-100		RPI 101-150		RPI 150+							
17- 14		0- 0		0- 0		OVERALL		0- 1		0- 0		17- 13							
8- 4		0- 0		0- 0		HOME		0- 0		0- 0		8- 4							
6- 7		0- 0		0- 0		AWAY		0- 1		0- 0		6- 6							
3- 3		0- 0		0- 0		NEUTRAL		0- 0		0- 0		3- 3							
7- 6		0- 0		0- 0		NON-CONFERENCE		0- 1		0- 0		7- 5							
3- 0		0- 0		0- 0		HOME		0- 0		0- 0		3- 0							
1- 3		0- 0		0- 0		AWAY		0- 1		0- 0		1- 2							
3- 3		0- 0		0- 0		NEUTRAL		0- 0		0- 0		3- 3							
10- 8		0- 0		0- 0		CONFERENCE		0- 0		0- 0		10- 8							
5- 4		0- 0		0- 0		HOME		0- 0		0- 0		5- 4							
5- 4		0- 0		0- 0		AWAY		0- 0		0- 0		5- 4							
0- 0		0- 0		0- 0		NEUTRAL		0- 0		0- 0		0- 0							
RPI S	Opponent	Score		RPI S	Opponent	Score		RPI S	Opponent	Score		RPI S	Opponent	Score					
								61 A	James Madison	0	3	157 A	Fairfield	1	3				
												157 H	Fairfield	0	3				
												177 A	Providence	0	3				
												194 A	Niagara	2	3				
												194 H	Niagara	1	3				
												207 N	Sacred Heart	3	2				
												241 N	Binghamton	1	3				
												247 A	Fordham	1	3				
												256 A	Marist	3	1				
												256 H	Marist	2	3				
												281 A	Iona	3	1				
												281 H	Iona	3	2				
												288 N	Gardner-Webb	0	3				
												298 A	Quinnipiac	1	3				
												298 H	Quinnipiac	2	3				
												304 A	Canisius	3	1				
												304 H	Canisius	3	0				
												309 N	Holy Cross	1	3				
												310 H	St. Francis Brooklyn	3	0				
												310 N	St. Francis Brooklyn	3	0				
												316 A	Siena	1	3				
						LAST 10 GAMES						316 H	Siena	3	0				
						333 H Saint Peter's		3	0			316 A	Siena	1	3				
						323 H Coppin St.		3	0			323 H	Coppin St.	3	0				
						332 H Manhattan		3	1			256 A	Marist	3	1				
						157 H Fairfield		0	3			304 A	Canisius	3	1				
						298 H Quinnipiac		2	3			325 N	Fairleigh Dickinson	3	0				
												325 H	Delaware St.	3	0				
												326 A	Manhattan	3	0				

Non-Div. I Games:

Rider

RPI	S	Opponent	Score	
332	H	Manhattan	3	1
333	A	Saint Peter's	3	0
333	H	Saint Peter's	3	0

Rider

R
i
d
e
r

R
i
d
e
r

Average RPI Win:	212	WON-LOST RECORD	WINNING PCT. RANK	LAST 10 GAMES	STRENGTH OF SCHEDULE	OPP. STRENGTH OF SCHEDULE	TEAM RPI	ADJ RPI	CONF. RPI	ADJ CONF. RPI	
DIV. I ONLY		3- 25	.10714 327	0- 10	152	108	298	.40717 294	6	6	
DIV. I NON-CONF.		3- 10	.23077 277	0- 0	173	231	273	.42494 272	6	6	
<hr/>											
TOTALS	RPI 1-25	RPI 26-50		W-L RECORDS		RPI 51-100		RPI 101-150		RPI 150+	
3- 25	0- 2	0- 0		OVERALL		0- 6		0- 9		3- 8	
3- 11	0- 2	0- 0		HOME		0- 2		0- 5		3- 2	
0- 11	0- 0	0- 0		AWAY		0- 4		0- 4		0- 3	
0- 3	0- 0	0- 0		NEUTRAL		0- 0		0- 0		0- 3	
<hr/>											
3- 10	0- 0	0- 0		NON-CONFERENCE		0- 2		0- 2		3- 6	
3- 2	0- 0	0- 0		HOME		0- 0		0- 1		3- 1	
0- 5	0- 0	0- 0		AWAY		0- 2		0- 1		0- 2	
0- 3	0- 0	0- 0		NEUTRAL		0- 0		0- 0		0- 3	
<hr/>											
0- 15	0- 2	0- 0		CONFERENCE		0- 4		0- 7		0- 2	
0- 9	0- 2	0- 0		HOME		0- 2		0- 4		0- 1	
0- 6	0- 0	0- 0		AWAY		0- 2		0- 3		0- 1	
0- 0	0- 0	0- 0		NEUTRAL		0- 0		0- 0		0- 0	
<hr/>											
RPI S	Opponent	Score	RPI S	Opponent	Score	RPI S	Opponent	Score	RPI S	Opponent	Score
20 H	BYU	0 3				74 A	UC Irvine	0 3	101 H	Pacific	0 3
23 H	San Diego	1 3				85 A	Santa Clara	0 3	106 A	Pepperdine	0 3
						85 H	Santa Clara	0 3	106 H	Pepperdine	0 3
						87 A	Sacramento St.	1 3	123 A	Portland	1 3
						100 A	Loyola Marymount	0 3	123 H	Portland	2 3
						100 H	Loyola Marymount	0 3	128 H	San Jose St.	1 3
									143 A	Gonzaga	0 3
									143 H	Gonzaga	2 3
									148 A	North Dakota St.	0 3
									156 A	Saint Mary's (CA)	0 3
									156 H	Saint Mary's (CA)	0 3
									184 N	Northern Colo.	0 3
									185 H	CSUN	3 2
									206 A	Long Beach St.	0 3
									208 A	Nevada	1 3
									208 H	Nevada	3 0
									211 N	CSU Bakersfield	0 3
									243 H	Fresno St.	0 3
									243 H	Fresno St.	3 2
									244 N	Florida A&M	0 3
			LAST 10 GAMES								
			106 H	Pepperdine	0 3		101 H	Pacific	0 3		
			100 H	Loyola Marymount	0 3		156 H	Saint Mary's (CA)	0 3		
			85 H	Santa Clara	0 3		100 A	Loyola Marymount	0 3		
			123 A	Portland	1 3		106 A	Pepperdine	0 3		
			143 A	Gonzaga	0 3		85 A	Santa Clara	0 3		

Non-Div. I Games:

San Francisco

Average RPI Win: 256		WON-LOST	WINNING	LAST 10	STRENGTH OF		OPP. STRENGTH	TEAM	ADJ		CONF.	ADJ CONF.
Average RPI Loss: 171		RECORD	PCT. RANK	GAMES	SCHEDULE		OF SCHEDULE	RPI	RPI		RPI	RPI
DIV. I ONLY		7- 21	.25	292	1- 9		272	231	297		.40618	295
DIV. I NON-CONF.		5- 7	.41667	211	0- 0		297	257	278		.41903	277
TOTALS		RPI 1-25	RPI 26-50		W-L RECORDS		RPI 51-100		RPI 101-150		RPI 150+	
7- 21		0- 0	0- 0		OVERALL		0- 3		0- 4		7- 14	
2- 8		0- 0	0- 0		HOME		0- 2		0- 2		2- 4	
2- 10		0- 0	0- 0		AWAY		0- 1		0- 1		2- 8	
3- 3		0- 0	0- 0		NEUTRAL		0- 0		0- 1		3- 2	
5- 7		0- 0	0- 0		NON-CONFERENCE		0- 0		0- 1		5- 6	
0- 2		0- 0	0- 0		HOME		0- 0		0- 0		0- 2	
2- 2		0- 0	0- 0		AWAY		0- 0		0- 0		2- 2	
3- 3		0- 0	0- 0		NEUTRAL		0- 0		0- 1		3- 2	
2- 14		0- 0	0- 0		CONFERENCE		0- 3		0- 3		2- 8	
2- 6		0- 0	0- 0		HOME		0- 2		0- 2		2- 2	
0- 8		0- 0	0- 0		AWAY		0- 1		0- 1		0- 6	
0- 0		0- 0	0- 0		NEUTRAL		0- 0		0- 0		0- 0	
RPI S	Opponent	Score	RPI S	Opponent	Score	RPI S	Opponent	Score	RPI S	Opponent	Score	
						81 H	North Dakota	1 3	109 A	Portland St.	0 3	
						87 A	Sacramento St.	0 3	109 H	Portland St.	1 3	
						87 H	Sacramento St.	1 3	125 H	Idaho	1 3	
									149 N	Belmont	1 3	
									163 N	Elon	1 3	
									167 H	Utah St.	1 3	
									172 A	Northern Ariz.	0 3	
									172 H	Northern Ariz.	0 3	
									180 A	Charlotte	2 3	
									184 A	Northern Colo.	1 3	
									191 H	Utah Valley	0 3	
									210 A	Air Force	1 3	
									210 A	Air Force	3 2	
									215 A	Weber St.	0 3	
									215 H	Weber St.	0 3	
									216 A	Montana St.	1 3	
									218 A	Idaho St.	0 3	
									218 H	Idaho St.	3 2	
									221 N	Liberty	3 2	
									250 A	Montana	2 3	
									254 N	Howard	3 2	
									267 H	Eastern Wash.	3 1	
									292 A	Cal St. Fullerton	3 2	
									296 N	Chicago St.	1 3	
									331 N	South Carolina St.	3 0	
LAST 10 GAMES												
			172 A	Northern Ariz.	0 3	109 H	Portland St.	1 3	292 A	Cal St. Fullerton	3 2	
			184 A	Northern Colo.	1 3	216 A	Montana St.	1 3	296 N	Chicago St.	1 3	
			215 H	Weber St.	0 3	250 A	Montana	2 3	331 N	South Carolina St.	3 0	
			218 H	Idaho St.	3 2	109 A	Portland St.	0 3				
			87 H	Sacramento St.	1 3	87 A	Sacramento St.	0 3				

Non-Div. I Games:

Southern Utah

Average RPI Win: 270		WON-LOST	WINNING	LAST 10	STRENGTH OF		OPP. STRENGTH	TEAM	ADJ		CONF.	ADJ CONF.			
Average RPI Loss: 197		RECORD	PCT. RANK	GAMES	SCHEDULE		OF SCHEDULE	RPI	RPI		RPI	RPI			
DIV. I ONLY		10- 21	.32258	257	0- 10		300	284	299	.40561	296	27	26		
DIV. I NON-CONF.		9- 8	.52941	158	0- 1		303	284	249	.44234	249	25	25		
<hr/>															
TOTALS		RPI 1-25		RPI 26-50		W-L RECORDS		RPI 51-100		RPI 101-150		RPI 150+			
10- 21		0- 0		0- 0		OVERALL		0- 0		0- 6		10- 15			
3- 10		0- 0		0- 0		HOME		0- 0		0- 4		3- 6			
3- 10		0- 0		0- 0		AWAY		0- 0		0- 2		3- 8			
4- 1		0- 0		0- 0		NEUTRAL		0- 0		0- 0		4- 1			
9- 8		0- 0		0- 0		NON-CONFERENCE		0- 0		0- 2		9- 6			
2- 4		0- 0		0- 0		HOME		0- 0		0- 2		2- 2			
3- 3		0- 0		0- 0		AWAY		0- 0		0- 0		3- 3			
4- 1		0- 0		0- 0		NEUTRAL		0- 0		0- 0		4- 1			
1- 13		0- 0		0- 0		CONFERENCE		0- 0		0- 4		1- 9			
1- 6		0- 0		0- 0		HOME		0- 0		0- 2		1- 4			
0- 7		0- 0		0- 0		AWAY		0- 0		0- 2		0- 5			
0- 0		0- 0		0- 0		NEUTRAL		0- 0		0- 0		0- 0			
RPI	S	Opponent	Score	RPI	S	Opponent	Score	RPI	S	Opponent	Score	RPI	S	Opponent	Score
										111	A	New Mexico St.	0	3	
										111	H	New Mexico St.	0	3	
										124	H	Drake	0	3	
										147	H	Louisiana	1	3	
										150	A	UTRGV	0	3	
										150	H	UTRGV	2	3	
										162	A	Ill.-Chicago	0	3	
										183	H	Valparaiso	0	3	
										188	A	Eastern Ill.	3	2	
										190	A	Seattle U	1	3	
										190	H	Seattle U	1	3	
										191	A	Utah Valley	1	3	
										191	H	Utah Valley	0	3	
										196	H	Eastern Mich.	3	2	
										211	A	CSU Bakersfield	0	3	
										211	H	CSU Bakersfield	1	3	
										219	H	Wright St.	0	3	
										225	A	UC Riverside	0	3	
										259	A	Bradley	3	2	
										266	H	Southeast Mo. St.	3	2	
										268	A	UMKC	0	3	
										268	H	UMKC	0	3	
										269	N	Evansville	1	3	
										276	A	Grand Canyon	1	3	
										276	H	Grand Canyon	3	1	
										289	A	Western Ill.	0	3	
										289	N	Western Ill.	3	1	
<hr/>															
LAST 10 GAMES															

Non-Div. I Games:

Chicago St.

RPI	S	Opponent	Score	
292	A	Cal St. Fullerton	3	2
295	N	Southern Utah	3	1
311	N	Alabama A&M	3	0
332	N	Manhattan	3	0

Chicago St.

C
h
i
c
a
g
o
s
t
.

C
h
i
c
a
g
o
s
t
.

Average RPI Win:	313	WON-LOST	WINNING	LAST 10	STRENGTH OF	OPP. STRENGTH	TEAM	ADJ	CONF.	ADJ CONF.	
Average RPI Loss:	208	RECORD	PCT. RANK	GAMES	SCHEDULE	OF SCHEDULE	RPI	RPI	RPI	RPI	
DIV. I ONLY	12- 16	.42857	207	5- 5	311	318	294	.4045	297	31	31
DIV. I NON-CONF.	2- 11	.15385	304	0- 0	158	273	291	.40436	293	31	31
TOTALS	RPI 1-25	RPI 26-50	W-L RECORDS	RPI 51-100	RPI 101-150	RPI 150+					
12- 16	0- 0	0- 0	OVERALL	0- 2	0- 2	12- 12					
5- 2	0- 0	0- 0	HOME	0- 0	0- 0	5- 2					
3- 7	0- 0	0- 0	AWAY	0- 1	0- 0	3- 6					
4- 7	0- 0	0- 0	NEUTRAL	0- 1	0- 2	4- 4					
2- 11	0- 0	0- 0	NON-CONFERENCE	0- 2	0- 2	2- 7					
0- 0	0- 0	0- 0	HOME	0- 0	0- 0	0- 0					
0- 4	0- 0	0- 0	AWAY	0- 1	0- 0	0- 3					
2- 7	0- 0	0- 0	NEUTRAL	0- 1	0- 2	2- 4					
10- 5	0- 0	0- 0	CONFERENCE	0- 0	0- 0	10- 5					
5- 2	0- 0	0- 0	HOME	0- 0	0- 0	5- 2					
3- 3	0- 0	0- 0	AWAY	0- 0	0- 0	3- 3					
2- 0	0- 0	0- 0	NEUTRAL	0- 0	0- 0	2- 0					
RPI S Opponent Score	RPI S Opponent Score	RPI S Opponent Score	RPI S Opponent Score	RPI S Opponent Score	RPI S Opponent Score	RPI S Opponent Score					
				61 A James Madison 0 3	124 N Drake 0 3						
				72 N Central Ark. 0 3	136 N Cornell 1 3						
					155 A East Carolina 0 3						
					176 A Buffalo 0 3						
					180 N Charlotte 0 3						
					217 N Winthrop 3 2						
					222 A UMES 0 3						
					222 H UMES 1 3						
					254 A Howard 0 3						
					254 H Howard 0 3						
					275 A George Mason 1 3						
					286 N Loyola Maryland 1 3						
					288 N Gardner-Webb 0 3						
					299 N N.C. A&T 3 1						
					304 N Canisius 0 3						
					307 N The Citadel 3 1						
					315 A Morgan St. 2 3						
					315 H Morgan St. 3 0						
					323 A Coppin St. 3 0						
					323 H Coppin St. 3 0						
					326 A Delaware St. 3 2						
					326 H Delaware St. 3 1						
					328 N Savannah St. 3 0						
					330 A Norfolk St. 3 0						
					330 H Norfolk St. 3 2						
					331 H South Carolina St. 3 0						
				LAST 10 GAMES							
				330 H Norfolk St. 3 2	330 A Norfolk St. 3 0						
				326 H Delaware St. 3 1	222 H UMES 1 3						
				254 H Howard 0 3	254 A Howard 0 3						
				323 A Coppin St. 3 0	222 A UMES 0 3						
				315 A Morgan St. 2 3	326 A Delaware St. 3 2						

Non-Div. I Games:

Hampton

Average RPI Win: 317		WON-LOST	WINNING	LAST 10	STRENGTH OF		OPP. STRENGTH	TEAM	ADJ		CONF.	ADJ CONF.							
Average RPI Loss: 226		RECORD	PCT. RANK	GAMES	SCHEDULE		OF SCHEDULE	RPI	RPI		RPI	RPI							
DIV. I ONLY		14- 13	.51852	155	6- 4		330	328	300	.39916	299	31	31						
DIV. I NON-CONF.		5- 8	.38462	226	1- 0		283	328	286	.40535	292	31	31						
<hr/>																			
TOTALS		RPI 1-25		RPI 26-50		W-L RECORDS		RPI 51-100		RPI 101-150		RPI 150+							
14- 13		0- 0		0- 0		OVERALL		0- 0		0- 1		14- 12							
5- 5		0- 0		0- 0		HOME		0- 0		0- 1		5- 4							
3- 6		0- 0		0- 0		AWAY		0- 0		0- 0		3- 6							
6- 2		0- 0		0- 0		NEUTRAL		0- 0		0- 0		6- 2							
5- 8		0- 0		0- 0		NON-CONFERENCE		0- 0		0- 1		5- 7							
1- 3		0- 0		0- 0		HOME		0- 0		0- 1		1- 2							
0- 4		0- 0		0- 0		AWAY		0- 0		0- 0		0- 4							
4- 1		0- 0		0- 0		NEUTRAL		0- 0		0- 0		4- 1							
9- 5		0- 0		0- 0		CONFERENCE		0- 0		0- 0		9- 5							
4- 2		0- 0		0- 0		HOME		0- 0		0- 0		4- 2							
3- 2		0- 0		0- 0		AWAY		0- 0		0- 0		3- 2							
2- 1		0- 0		0- 0		NEUTRAL		0- 0		0- 0		2- 1							
RPI	S	Opponent	Score	RPI	S	Opponent	Score	RPI	S	Opponent	Score	RPI	S	Opponent	Score				
										132 H	UNCG	1		3					
										154 H	Campbell	1		3					
										155 A	East Carolina	0		3					
										163 A	Elon	0		3					
										205 A	Alabama St.	2		3					
										212 A	Jacksonville St.	0		3					
										222 N	UMES	3		2					
										244 A	Florida A&M	0		3					
										244 H	Florida A&M	0		3					
										271 A	Bethune-Cookman	2		3					
										271 H	Bethune-Cookman	0		3					
										277 H	Presbyterian	1		3					
										288 H	Gardner-Webb	3		1					
										297 N	Hampton	1		3					
										308 N	La.-Monroe	0		3					
										311 N	Alabama A&M	3		0					
										322 N	Grambling	3		1					
										326 H	Delaware St.	3		0					
										327 A	N.C. Central	3		2					
										327 H	N.C. Central	3		0					
										328 A	Savannah St.	3		0					
										328 H	Savannah St.	3		0					
										329 N	Mississippi Val.	3		0					
										330 N	Norfolk St.	3		0					
										331 A	South Carolina St.	3		0					
										331 H	South Carolina St.	3		0					
										334 N	Alcorn	3		0					
				LAST 10 GAMES															
						244 H	Florida A&M	0		3				244 A	Florida A&M	0		3	
						271 H	Bethune-Cookman	0		3				271 A	Bethune-Cookman	2		3	
						331 A	South Carolina St.	3		0				331 H	South Carolina St.	3		0	
						328 A	Savannah St.	3		0				328 H	Savannah St.	3		0	
						327 H	N.C. Central	3		0				288 H	Gardner-Webb	3		1	

Non-Div. I Games:

N.C. A&T

Average RPI Win: 298		WON-LOST RECORD		WINNING PCT. RANK		LAST 10 GAMES		STRENGTH OF SCHEDULE		OPP. STRENGTH OF SCHEDULE		TEAM RPI		ADJ RPI		CONF. RPI		ADJ CONF. RPI	
DIV. I ONLY		8- 21		.27586 282		1- 9		297		270		304		.39912 300		25		25	
DIV. I NON-CONF.		5- 8		.38462 226		1- 1		316		293		300		.39784 300		23		22	
TOTALS		RPI 1-25		RPI 26-50		W-L RECORDS		RPI 51-100		RPI 101-150		RPI 150+							
8- 21		0- 0		0- 0		OVERALL		0- 4		0- 7		8- 10							
5- 7		0- 0		0- 0		HOME		0- 1		0- 2		5- 4							
2- 11		0- 0		0- 0		AWAY		0- 3		0- 2		2- 6							
1- 3		0- 0		0- 0		NEUTRAL		0- 0		0- 3		1- 0							
5- 8		0- 0		0- 0		NON-CONFERENCE		0- 0		0- 4		5- 4							
3- 2		0- 0		0- 0		HOME		0- 0		0- 0		3- 2							
1- 3		0- 0		0- 0		AWAY		0- 0		0- 1		1- 2							
1- 3		0- 0		0- 0		NEUTRAL		0- 0		0- 3		1- 0							
3- 13		0- 0		0- 0		CONFERENCE		0- 4		0- 3		3- 6							
2- 5		0- 0		0- 0		HOME		0- 1		0- 2		2- 2							
1- 8		0- 0		0- 0		AWAY		0- 3		0- 1		1- 4							
0- 0		0- 0		0- 0		NEUTRAL		0- 0		0- 0		0- 0							
RPI S	Opponent	Score		RPI S	Opponent	Score		RPI S	Opponent	Score		RPI S	Opponent	Score					
								70 A	Texas St.	0	3	102 N	IUPUI	1	3				
								89 A	Coastal Caro.	1	3	104 A	FGCU	0	3				
								89 H	Coastal Caro.	2	3	120 A	South Ala.	0	3				
								95 A	Arkansas St.	0	3	120 H	South Ala.	0	3				
												121 N	Texas Tech	0	3				
												139 N	South Carolina	0	3				
												147 H	Louisiana	1	3				
												180 H	Charlotte	1	3				
												230 A	UT Arlington	1	3				
												240 A	Appalachian St.	1	3				
												240 H	Appalachian St.	2	3				
												251 A	Little Rock	1	3				
												252 A	North Florida	0	3				
												252 H	North Florida	3	0				
												257 A	Clemson	1	3				
												263 A	Georgia St.	2	3				
												263 H	Georgia St.	2	3				
												271 H	Bethune-Cookman	1	3				
												274 N	FIU	3	0				
												282 A	Troy	3	0				
												282 H	Troy	3	1				
												308 H	La.-Monroe	3	0				
												328 A	Savannah St.	3	1				
												328 H	Savannah St.	3	0				
												331 H	South Carolina St.	3	0				
LAST 10 GAMES																			
								263 A	Georgia St.	2	3	95 A	Arkansas St.	0	3				
								263 H	Georgia St.	2	3	251 A	Little Rock	1	3				
								328 H	Savannah St.	3	0	230 A	UT Arlington	1	3				
								240 H	Appalachian St.	2	3	70 A	Texas St.	0	3				
								89 H	Coastal Caro.	2	3	252 A	North Florida	0	3				

Non-Div. I Games:

Ga. Southern

Average RPI Win: 294		WON-LOST RECORD		WINNING PCT. RANK		LAST 10 GAMES		STRENGTH OF SCHEDULE		OPP. STRENGTH OF SCHEDULE		TEAM RPI		ADJ RPI		CONF. RPI		ADJ CONF. RPI	
DIV. I ONLY		6- 20		.23077 301		3- 7		261		290		303		.39711 301		29		28	
DIV. I NON-CONF.		3- 11		.21429 289		0- 1		192		289		289		.4054 291		27		27	
TOTALS		RPI 1-25		RPI 26-50		W-L RECORDS		RPI 51-100		RPI 101-150		RPI 150+							
6- 20		0- 0		0- 1		OVERALL		0- 0		0- 0		6- 19							
4- 7		0- 0		0- 0		HOME		0- 0		0- 0		4- 7							
1- 8		0- 0		0- 0		AWAY		0- 0		0- 0		1- 8							
1- 5		0- 0		0- 1		NEUTRAL		0- 0		0- 0		1- 4							
3- 11		0- 0		0- 1		NON-CONFERENCE		0- 0		0- 0		3- 10							
2- 3		0- 0		0- 0		HOME		0- 0		0- 0		2- 3							
0- 3		0- 0		0- 0		AWAY		0- 0		0- 0		0- 3							
1- 5		0- 0		0- 1		NEUTRAL		0- 0		0- 0		1- 4							
3- 9		0- 0		0- 0		CONFERENCE		0- 0		0- 0		3- 9							
2- 4		0- 0		0- 0		HOME		0- 0		0- 0		2- 4							
1- 5		0- 0		0- 0		AWAY		0- 0		0- 0		1- 5							
0- 0		0- 0		0- 0		NEUTRAL		0- 0		0- 0		0- 0							
RPI S	Opponent	Score		RPI S	Opponent	Score		RPI S	Opponent	Score		RPI S	Opponent	Score					
				33 N	LSU	0	3			153 H	Central Conn. St.	0	3						
										160 A	Albany (NY)	0	3						
										160 H	Albany (NY)	0	3						
										164 A	Army West Point	0	3						
										165 N	Central Mich.	1	3						
										166 H	Bryant	0	3						
										168 N	Lehigh	0	3						
										182 A	Stony Brook	1	3						
										182 H	Stony Brook	1	3						
										194 H	Niagara	1	3						
										199 A	New Hampshire	0	3						
										199 H	New Hampshire	0	3						
										200 A	UConn	0	3						
										207 A	Sacred Heart	0	3						
										239 A	UMBC	0	3						
										239 H	UMBC	0	3						
										241 A	Binghamton	1	3						
										241 H	Binghamton	3	2						
										281 N	Iona	2	3						
										283 N	Brown	3	2						
										305 H	NJIT	3	1						
										306 A	UMass Lowell	3	2						
										306 H	UMass Lowell	3	0						
										310 N	St. Francis Brooklyn	0	3						
										323 H	Coppin St.	3	0						
				LAST 10 GAMES															
				306 H	UMass Lowell	3	0	166 H	Bryant	0	3	306 H	UMass Lowell	3	0				
				199 H	New Hampshire	0	3	239 A	UMBC	0	3	310 N	St. Francis Brooklyn	0	3				
				160 A	Albany (NY)	0	3	199 A	New Hampshire	0	3	323 H	Coppin St.	3	0				
				241 A	Binghamton	1	3	306 A	UMass Lowell	3	2								
				182 H	Stony Brook	1	3	241 H	Binghamton	3	2								

Non-Div. I Games:

Hartford

Average RPI Win:	318		WON-LOST RECORD		WINNING PCT. RANK		LAST 10 GAMES		STRENGTH OF SCHEDULE		OPP. STRENGTH OF SCHEDULE		TEAM RPI		ADJ RPI		CONF. RPI		ADJ CONF. RPI
Average RPI Loss:	232																		
DIV. I ONLY			12- 12		.5 161		5- 4		323		329		295		.39709		302		32
DIV. I NON-CONF.			1- 5		.16667 297		0- 0		120		213		270		.42967		270		32
<hr/>																			
TOTALS		RPI 1-25		RPI 26-50		W-L RECORDS		RPI 51-100		RPI 101-150		RPI 150+							
12- 12		0- 0		0- 0		OVERALL		0- 1		0- 3		12- 8							
5- 4		0- 0		0- 0		HOME		0- 0		0- 0		5- 4							
2- 6		0- 0		0- 0		AWAY		0- 1		0- 2		2- 3							
5- 2		0- 0		0- 0		NEUTRAL		0- 0		0- 1		5- 1							
1- 5		0- 0		0- 0		NON-CONFERENCE		0- 1		0- 3		1- 1							
0- 0		0- 0		0- 0		HOME		0- 0		0- 0		0- 0							
0- 3		0- 0		0- 0		AWAY		0- 1		0- 2		0- 0							
1- 2		0- 0		0- 0		NEUTRAL		0- 0		0- 1		1- 1							
11- 7		0- 0		0- 0		CONFERENCE		0- 0		0- 0		11- 7							
5- 4		0- 0		0- 0		HOME		0- 0		0- 0		5- 4							
2- 3		0- 0		0- 0		AWAY		0- 0		0- 0		2- 3							
4- 0		0- 0		0- 0		NEUTRAL		0- 0		0- 0		4- 0							
RPI	S	Opponent	Score	RPI	S	Opponent	Score	RPI	S	Opponent	Score	RPI	S	Opponent	Score				
								91	A	SFA	0 3	140	A	Houston Baptist	0 3				
												141	N	Tulsa	0 3				
												150	A	UTRGV	0 3				
												205	A	Alabama St.	2 3				
												205	H	Alabama St.	1 3				
												251	N	Little Rock	0 3				
												253	N	Incarnate Word	3 2				
												311	H	Alabama A&M	1 3				
												311	N	Alabama A&M	3 1				
												319	A	Ark.-Pine Bluff	0 3				
												319	H	Ark.-Pine Bluff	3 0				
												320	A	Southern U.	1 3				
												320	H	Southern U.	3 1				
												321	H	Jackson St.	3 0				
												321	N	Jackson St.	3 0				
												322	A	Grambling	3 1				
												322	H	Grambling	1 3				
												324	A	Prairie View	3 1				
												324	H	Prairie View	1 3				
												329	H	Mississippi Val.	3 0				
												329	N	Mississippi Val.	3 0				
												334	H	Alcorn	3 0				
												334	N	Alcorn	3 0				
						LAST 10 GAMES													
						319 A Ark.-Pine Bluff	0 3					329 N Mississippi Val.	3 0						
						324 H Prairie View	1 3					321 N Jackson St.	3 0						
						322 H Grambling	1 3					311 N Alabama A&M	3 1						
						320 H Southern U.	3 1					334 N Alcorn	3 0						
						205 A Alabama St.	2 3					319 H Ark.-Pine Bluff	3 0						

Non-Div. I Games:	Jarvis Christian	3	0	St. Thomas Houston	3	1
-------------------	------------------	---	---	--------------------	---	---

Texas Southern

Average RPI Win: 280		WON-LOST RECORD		WINNING PCT. RANK		LAST 10 GAMES		STRENGTH OF SCHEDULE		OPP. STRENGTH OF SCHEDULE		TEAM RPI		ADJ RPI		CONF. RPI		ADJ CONF. RPI		
DIV. I ONLY		3- 27		.1 329		1- 9		119		278		301		.39685 303		26		27		
DIV. I NON-CONF.		2- 12		.14286 307		0- 0		71		255		255		.44138 254		24		24		
TOTALS		RPI 1-25		RPI 26-50		W-L RECORDS		RPI 51-100		RPI 101-150		RPI 150+								
3- 27		0- 0		0- 2		OVERALL		0- 3		0- 9		3- 13								
0- 9		0- 0		0- 0		HOME		0- 2		0- 3		0- 4								
2- 12		0- 0		0- 0		AWAY		0- 1		0- 3		2- 8								
1- 6		0- 0		0- 2		NEUTRAL		0- 0		0- 3		1- 1								
2- 12		0- 0		0- 2		NON-CONFERENCE		0- 0		0- 6		2- 4								
0- 1		0- 0		0- 0		HOME		0- 0		0- 1		0- 0								
1- 5		0- 0		0- 0		AWAY		0- 0		0- 2		1- 3								
1- 6		0- 0		0- 2		NEUTRAL		0- 0		0- 3		1- 1								
1- 15		0- 0		0- 0		CONFERENCE		0- 3		0- 3		1- 9								
0- 8		0- 0		0- 0		HOME		0- 2		0- 2		0- 4								
1- 7		0- 0		0- 0		AWAY		0- 1		0- 1		1- 5								
0- 0		0- 0		0- 0		NEUTRAL		0- 0		0- 0		0- 0								
RPI	S	Opponent		Score		RPI	S	Opponent		Score		RPI	S	Opponent		Score				
				42	N	VCU		0	3	72	H	Central Ark.		0	3	112	A	Bowling Green	0	3
				48	N	North Texas		1	3	91	A	SFA		0	3	113	H	A&M-Corpus Christi	0	3
										91	H	SFA		0	3	118	N	Murray St.	0	3
																133	N	Jacksonville	1	3
																138	H	Southern Miss.	0	3
																140	A	Houston Baptist	1	3
																140	H	Houston Baptist	0	3
																142	N	Ohio	0	3
																147	A	Louisiana	0	3
																179	A	McNeese	0	3
																189	A	Mississippi St.	0	3
																205	A	Alabama St.	3	2
																214	A	Sam Houston St.	0	3
																220	A	Abilene Christian	0	3
																224	A	Toledo	0	3
																226	N	Western Caro.	0	3
																227	H	Northwestern St.	0	3
																231	A	Samford	0	3
																253	H	Incarnate Word	1	3
																270	A	New Orleans	1	3
																270	H	New Orleans	2	3
																312	A	Lamar University	1	3
																312	H	Lamar University	2	3
																313	A	Nicholls St.	3	1
																321	N	Jackson St.	3	0
				LAST 10 GAMES																
				140	A	Houston Baptist		1	3	312	H	Lamar University		2	3	312	H	Lamar University	2	3
				270	A	New Orleans		1	3	227	H	Northwestern St.		0	3	313	A	Nicholls St.	3	1
				179	A	McNeese		0	3	72	H	Central Ark.		0	3	321	N	Jackson St.	3	0
				313	A	Nicholls St.		3	1	91	A	SFA		0	3					
				91	H	SFA		0	3	270	H	New Orleans		2	3					

Non-Div. I Games:

Southeastern La.

[illegible]

Non-Div. I Games:

Canisius

Average RPI Win: 313		WON-LOST RECORD	WINNING PCT. RANK	LAST 10 GAMES	STRENGTH OF SCHEDULE	OPP. STRENGTH OF SCHEDULE	TEAM RPI	ADJ RPI	CONF. RPI	ADJ CONF. RPI	
Average RPI Loss: 185											
DIV. I ONLY		12- 19	.3871 229	2- 8	319	296	305	.38986 305	19	19	
DIV. I NON-CONF.		10- 7	.58824 126	1- 0	333	334	306	.38703 307	19	19	
<hr/>											
TOTALS		RPI 1-25	RPI 26-50		W-L RECORDS		RPI 51-100		RPI 101-150		RPI 150+
12- 19		0- 0	0- 0		OVERALL		0- 4		0- 4		12- 11
6- 5		0- 0	0- 0		HOME		0- 2		0- 2		6- 1
4- 8		0- 0	0- 0		AWAY		0- 2		0- 2		4- 4
2- 6		0- 0	0- 0		NEUTRAL		0- 0		0- 0		2- 6
10- 7		0- 0	0- 0		NON-CONFERENCE		0- 0		0- 0		10- 7
4- 0		0- 0	0- 0		HOME		0- 0		0- 0		4- 0
4- 1		0- 0	0- 0		AWAY		0- 0		0- 0		4- 1
2- 6		0- 0	0- 0		NEUTRAL		0- 0		0- 0		2- 6
2- 12		0- 0	0- 0		CONFERENCE		0- 4		0- 4		2- 4
2- 5		0- 0	0- 0		HOME		0- 2		0- 2		2- 1
0- 7		0- 0	0- 0		AWAY		0- 2		0- 2		0- 3
0- 0		0- 0	0- 0		NEUTRAL		0- 0		0- 0		0- 0
RPI S	Opponent	Score	RPI S	Opponent	Score	RPI S	Opponent	Score	RPI S	Opponent	Score
						54 A Kennesaw St.	0 3	104 A FGCU	0 3		
						54 H Kennesaw St.	0 3	104 H FGCU	0 3		
						90 A Lipscomb	0 3	133 A Jacksonville	1 3		
						90 H Lipscomb	0 3	133 H Jacksonville	0 3		
								153 N Central Conn. St.	1 3		
								194 N Niagara	0 3		
								222 N UMES	2 3		
								237 N La Salle	0 3		
								252 A North Florida	0 3		
								252 H North Florida	3 1		
								260 A USC Upstate	1 3		
								260 H USC Upstate	2 3		
								281 H Iona	3 0		
								281 N Iona	2 3		
								287 A Stetson	2 3		
								287 H Stetson	3 2		
								301 A Hartford	1 3		
								306 N UMass Lowell	2 3		
								310 A St. Francis Brooklyn	3 1		
								317 A Lafayette	3 0		
								325 H Fairleigh Dickinson	3 1		
								325 N Fairleigh Dickinson	3 0		
			LAST 10 GAMES					326 H Delaware St.	3 0		
			252 A North Florida	0 3	54 H Kennesaw St.	0 3	332 A Manhattan	3 1			
			133 A Jacksonville	1 3	333 H Saint Peter's	3 0	333 A Saint Peter's	3 0			
			287 H Stetson	3 2	260 A USC Upstate	1 3	333 H Saint Peter's	3 0			
			104 H FGCU	0 3	54 A Kennesaw St.	0 3	333 N Saint Peter's	3 1			
			90 H Lipscomb	0 3	90 A Lipscomb	0 3					

Non-Div. I Games:

NJIT

Average RPI Win:	288	WON-LOST RECORD	WINNING PCT. RANK	LAST 10 GAMES	STRENGTH OF SCHEDULE	OPP. STRENGTH OF SCHEDULE	TEAM RPI	ADJ RPI	CONF. RPI	ADJ CONF. RPI		
Average RPI Loss:	190											
DIV. I ONLY		5- 21	.19231	307	0- 10	247	295	309	.38838	306	29	28
DIV. I NON-CONF.		5- 9	.35714	237	0- 1	169	311	235	.45159	232	27	27
<hr/>												
TOTALS	RPI 1-25	RPI 26-50		W-L RECORDS		RPI 51-100		RPI 101-150		RPI 150+		
5- 21	0- 0	0- 0		OVERALL		0- 2		0- 3		5- 16		
2- 6	0- 0	0- 0		HOME		0- 0		0- 0		2- 6		
0- 11	0- 0	0- 0		AWAY		0- 1		0- 2		0- 8		
3- 4	0- 0	0- 0		NEUTRAL		0- 1		0- 1		3- 2		
<hr/>												
5- 9	0- 0	0- 0		NON-CONFERENCE		0- 2		0- 3		5- 4		
2- 0	0- 0	0- 0		HOME		0- 0		0- 0		2- 0		
0- 5	0- 0	0- 0		AWAY		0- 1		0- 2		0- 2		
3- 4	0- 0	0- 0		NEUTRAL		0- 1		0- 1		3- 2		
<hr/>												
0- 12	0- 0	0- 0		CONFERENCE		0- 0		0- 0		0- 12		
0- 6	0- 0	0- 0		HOME		0- 0		0- 0		0- 6		
0- 6	0- 0	0- 0		AWAY		0- 0		0- 0		0- 6		
0- 0	0- 0	0- 0		NEUTRAL		0- 0		0- 0		0- 0		
<hr/>												
RPI S	Opponent	Score	RPI S	Opponent	Score	RPI S	Opponent	Score	RPI S	Opponent	Score	
						65 N	SMU	0 3	122 A	Northeastern	0 3	
						70 A	Texas St.	0 3	132 A	UNCG	0 3	
									140 N	Houston Baptist	1 3	
									151 A	Harvard	0 3	
									158 N	Wake Forest	1 3	
									160 A	Albany (NY)	1 3	
									160 H	Albany (NY)	0 3	
									166 H	Bryant	3 0	
									182 A	Stony Brook	0 3	
									182 H	Stony Brook	0 3	
									199 A	New Hampshire	0 3	
									199 H	New Hampshire	2 3	
									222 N	UMES	1 3	
									239 A	UMBC	0 3	
									239 H	UMBC	0 3	
									241 A	Binghamton	0 3	
									241 H	Binghamton	0 3	
									281 A	Iona	0 3	
									301 A	Hartford	0 3	
									301 H	Hartford	2 3	
									305 N	NJIT	3 2	
									315 N	Morgan St.	3 1	
									323 H	Coppin St.	3 1	
									333 N	Saint Peter's	3 0	
LAST 10 GAMES												
						301 A	Hartford	0 3	160 H	Albany (NY)	0 3	
						239 A	UMBC	0 3	199 A	New Hampshire	0 3	
						281 A	Iona	0 3	239 H	UMBC	0 3	
						182 A	Stony Brook	0 3	301 H	Hartford	2 3	
						241 H	Binghamton	0 3	182 H	Stony Brook	0 3	

Non-Div. I Games:

UMass Lowell

Average RPI Win: 277		WON-LOST RECORD		WINNING PCT. RANK		LAST 10 GAMES		STRENGTH OF SCHEDULE		OPP. STRENGTH OF SCHEDULE		TEAM RPI		ADJ RPI		CONF. RPI		ADJ CONF. RPI	
DIV. I ONLY		8- 25		.24242 295		1- 9		287		288		307		.38721 307		21		21	
DIV. I NON-CONF.		6- 11		.35294 247		0- 0		311		322		309		.38278 309		21		21	
TOTALS		RPI 1-25		RPI 26-50		W-L RECORDS		RPI 51-100		RPI 101-150		RPI 150+							
8- 25		0- 0		0- 0		OVERALL		0- 2		0- 4		8- 19							
5- 9		0- 0		0- 0		HOME		0- 1		0- 2		5- 6							
1- 9		0- 0		0- 0		AWAY		0- 1		0- 2		1- 6							
2- 7		0- 0		0- 0		NEUTRAL		0- 0		0- 0		2- 7							
6- 11		0- 0		0- 0		NON-CONFERENCE		0- 0		0- 0		6- 11							
4- 2		0- 0		0- 0		HOME		0- 0		0- 0		4- 2							
0- 2		0- 0		0- 0		AWAY		0- 0		0- 0		0- 2							
2- 7		0- 0		0- 0		NEUTRAL		0- 0		0- 0		2- 7							
2- 14		0- 0		0- 0		CONFERENCE		0- 2		0- 4		2- 8							
1- 7		0- 0		0- 0		HOME		0- 1		0- 2		1- 4							
1- 7		0- 0		0- 0		AWAY		0- 1		0- 2		1- 4							
0- 0		0- 0		0- 0		NEUTRAL		0- 0		0- 0		0- 0							
RPI	S	Opponent		Score	RPI	S	Opponent		Score	RPI	S	Opponent		Score					
							99	A	ETSU	1		3	103	A	Furman	0		3	
							99	H	ETSU	0		3	103	H	Furman	1		3	
													132	A	UNCG	0		3	
													132	H	UNCG	2		3	
													154	A	Campbell	1		3	
													155	A	East Carolina	0		3	
													161	A	Wofford	0		3	
													161	H	Wofford	1		3	
													164	N	Army West Point	0		3	
													201	A	Chattanooga	2		3	
													201	H	Chattanooga	0		3	
													209	N	Georgetown	0		3	
													210	N	Air Force	0		3	
													212	H	Jacksonville St.	3	1		
													213	N	Columbia	3	2		
													217	H	Winthrop	0		3	
													217	N	Winthrop	1		3	
													226	A	Western Caro.	1		3	
													226	H	Western Caro.	0		3	
													231	A	Samford	3	0		
													231	H	Samford	1		3	
													265	A	Mercer	1		3	
													265	H	Mercer	3	2		
													288	N	Gardner-Webb	1		3	
													291	H	Charleston So.	2		3	
													297	N	Hampton	1		3	
													311	H	Alabama A&M	3	1		
LAST 10 GAMES																			

Non-Div. I Games:

The Citadel

The Citadel

[illegible]

Non-Div. I Games:

La.-Monroe

Average RPI Win: 311		WON-LOST RECORD		WINNING PCT. RANK		LAST 10 GAMES		STRENGTH OF SCHEDULE		OPP. STRENGTH OF SCHEDULE		TEAM RPI		ADJ RPI		CONF. RPI		ADJ CONF. RPI	
Average RPI Loss: 180																			
DIV. I ONLY		5- 24		.17241 313		2- 8		228		285		308		.38582 309		23		24	
DIV. I NON-CONF.		3- 10		.23077 277		0- 0		301		308		313		.36347 313		28		28	
TOTALS		RPI 1-25		RPI 26-50		W-L RECORDS		RPI 51-100		RPI 101-150		RPI 150+							
5- 24		0- 0		0- 0		OVERALL		0- 5		0- 3		5- 16							
4- 7		0- 0		0- 0		HOME		0- 2		0- 1		4- 4							
0- 12		0- 0		0- 0		AWAY		0- 2		0- 2		0- 8							
1- 5		0- 0		0- 0		NEUTRAL		0- 1		0- 0		1- 4							
3- 10		0- 0		0- 0		NON-CONFERENCE		0- 1		0- 1		3- 8							
2- 1		0- 0		0- 0		HOME		0- 0		0- 0		2- 1							
0- 4		0- 0		0- 0		AWAY		0- 0		0- 1		0- 3							
1- 5		0- 0		0- 0		NEUTRAL		0- 1		0- 0		1- 4							
2- 14		0- 0		0- 0		CONFERENCE		0- 4		0- 2		2- 8							
2- 6		0- 0		0- 0		HOME		0- 2		0- 1		2- 3							
0- 8		0- 0		0- 0		AWAY		0- 2		0- 1		0- 5							
0- 0		0- 0		0- 0		NEUTRAL		0- 0		0- 0		0- 0							
RPI S	Opponent	Score	RPI S	Opponent	Score	RPI S	Opponent	Score	RPI S	Opponent	Score								
						71 A	American	0 3	105 A	Colgate	1 3								
						71 H	American	0 3	105 H	Colgate	0 3								
						76 A	Navy	0 3	126 A	St. John's (NY)	0 3								
						76 H	Navy	0 3	164 A	Army West Point	1 3								
						87 N	Sacramento St.	1 3	164 H	Army West Point	0 3								
									166 A	Bryant	0 3								
									168 A	Lehigh	0 3								
									168 H	Lehigh	1 3								
									177 A	Providence	1 3								
									199 N	New Hampshire	0 3								
									232 A	Bucknell	2 3								
									232 H	Bucknell	2 3								
									239 N	UMBC	1 3								
									242 A	George Washington	0 3								
									258 N	Delaware	0 3								
									283 H	Brown	1 3								
									286 A	Loyola Maryland	0 3								
									286 H	Loyola Maryland	3 0								
									293 N	Rider	3 1								
									310 N	St. Francis Brooklyn	2 3								
									317 A	Lafayette	1 3								
									317 H	Lafayette	3 0								
									325 H	Fairleigh Dickinson	3 0								
									332 H	Manhattan	3 0								
LAST 10 GAMES																			
						286 H	Loyola Maryland	3 0	76 A	Navy	0 3								
						232 H	Bucknell	2 3	317 H	Lafayette	3 0								
						105 A	Colgate	1 3	168 H	Lehigh	1 3								
						164 A	Army West Point	1 3	232 A	Bucknell	2 3								
						71 A	American	0 3	286 A	Loyola Maryland	0 3								

Non-Div. I Games:

Holy Cross

Average RPI Win:	303	WON-LOST RECORD	WINNING PCT. RANK	LAST 10 GAMES	STRENGTH OF SCHEDULE	OPP. STRENGTH OF SCHEDULE	TEAM RPI	ADJ RPI	CONF. RPI	ADJ CONF. RPI											
DIV. I ONLY		8- 21	.27586	282	2- 8	296	306	310	.38138	310	28	29									
DIV. I NON-CONF.		6- 9	.4	223	0- 0	319	332	307	.3845	308	29	29									
<hr/>																					
TOTALS	RPI 1-25	RPI 26-50		W-L RECORDS		RPI 51-100		RPI 101-150		RPI 150+											
8- 21	0- 0	0- 0		OVERALL		0- 0		0- 2		8- 19											
4- 7	0- 0	0- 0		HOME		0- 0		0- 1		4- 6											
1- 11	0- 0	0- 0		AWAY		0- 0		0- 1		1- 9											
3- 3	0- 0	0- 0		NEUTRAL		0- 0		0- 0		3- 3											
<hr/>																					
6- 9	0- 0	0- 0		NON-CONFERENCE		0- 0		0- 0		6- 9											
2- 2	0- 0	0- 0		HOME		0- 0		0- 0		2- 2											
1- 4	0- 0	0- 0		AWAY		0- 0		0- 0		1- 4											
3- 3	0- 0	0- 0		NEUTRAL		0- 0		0- 0		3- 3											
<hr/>																					
2- 12	0- 0	0- 0		CONFERENCE		0- 0		0- 2		2- 10											
2- 5	0- 0	0- 0		HOME		0- 0		0- 1		2- 4											
0- 7	0- 0	0- 0		AWAY		0- 0		0- 1		0- 6											
0- 0	0- 0	0- 0		NEUTRAL		0- 0		0- 0		0- 0											
<hr/>																					
RPI S	Opponent	Score	RPI S	Opponent	Score	RPI S	Opponent	Score	RPI S	Opponent	Score										
									130 A	LIU Brooklyn	0	3									
									130 H	LIU Brooklyn	0	3									
									153 A	Central Conn. St.	1	3									
									153 H	Central Conn. St.	0	3									
									164 A	Army West Point	0	3									
									165 N	Central Mich.	0	3									
									166 A	Bryant	0	3									
									166 H	Bryant	0	3									
									177 A	Providence	0	3									
									207 A	Sacred Heart	0	3									
									207 H	Sacred Heart	1	3									
									213 A	Columbia	1	3									
									222 H	UMES	0	3									
									235 A	Robert Morris	1	3									
									235 H	Robert Morris	3	1									
									247 N	Fordham	0	3									
									256 N	Marist	3	2									
									261 A	Saint Francis (PA)	0	3									
									261 H	Saint Francis (PA)	2	3									
									293 A	Rider	0	3									
									293 N	Rider	0	3									
									LAST 10 GAMES									301 N	Hartford	3	0
																		305 H	NJIT	1	3
																		309 N	Holy Cross	3	2
																		325 A	Fairleigh Dickinson	0	3
325 H	Fairleigh Dickinson	3	0																		
									332 H	Manhattan	3	1									

Non-Div. I Games:

St. Francis Brooklyn

RPI	S	Opponent	Score	
333	A	Saint Peter's	3	0
333	H	Saint Peter's	3	0

St. Francis Brooklyn

S
t
.
F
r
a
n
c
i
s
B
r
o
o
k
l
y
n

S
t
.
F
r
a
n
c
i
s
B
r
o
o
k
l
y
n

Average RPI Win: 323		WON-LOST	WINNING	LAST 10	STRENGTH OF		OPP. STRENGTH	TEAM	ADJ		CONF.	ADJ CONF.
Average RPI Loss: 248		RECORD	PCT. RANK	GAMES	SCHEDULE		OF SCHEDULE	RPI	RPI		RPI	RPI
DIV. I ONLY		14- 18	.4375	202	6- 4		321	332	306		.37932	311
DIV. I NON-CONF.		0- 14	0	320	0- 1		273	323	328		.3072	327
TOTALS		RPI 1-25	RPI 26-50		W-L RECORDS		RPI 51-100		RPI 101-150		RPI 150+	
14- 18	0- 0	0- 0		OVERALL		0- 1		0- 0		14- 17		
3- 3	0- 0	0- 0		HOME		0- 1		0- 0		3- 2		
4- 6	0- 0	0- 0		AWAY		0- 0		0- 0		4- 6		
7- 9	0- 0	0- 0		NEUTRAL		0- 0		0- 0		7- 9		
0- 14	0- 0	0- 0		NON-CONFERENCE		0- 1		0- 0		0- 13		
0- 2	0- 0	0- 0		HOME		0- 1		0- 0		0- 1		
0- 5	0- 0	0- 0		AWAY		0- 0		0- 0		0- 5		
0- 7	0- 0	0- 0		NEUTRAL		0- 0		0- 0		0- 7		
14- 4	0- 0	0- 0		CONFERENCE		0- 0		0- 0		14- 4		
3- 1	0- 0	0- 0		HOME		0- 0		0- 0		3- 1		
4- 1	0- 0	0- 0		AWAY		0- 0		0- 0		4- 1		
7- 2	0- 0	0- 0		NEUTRAL		0- 0		0- 0		7- 2		
RPI S	Opponent	Score	RPI S	Opponent	Score	RPI S	Opponent	Score	RPI S	Opponent	Score	
						59 H	Austin Peay	0 3	188 A	Eastern Ill.	0 3	
									205 A	Alabama St.	0 3	
									205 H	Alabama St.	0 3	
									212 A	Jacksonville St.	0 3	
									212 H	Jacksonville St.	2 3	
									212 N	Jacksonville St.	0 3	
									217 N	Winthrop	0 3	
									265 A	Mercer	1 3	
									265 A	Mercer	0 3	
									289 N	Western Ill.	0 3	
									291 N	Charleston So.	0 3	
									296 N	Chicago St.	0 3	
									299 N	N.C. A&T	0 3	
									302 A	Texas Southern	3 1	
									302 N	Texas Southern	1 3	
									307 A	The Citadel	1 3	
									319 N	Ark.-Pine Bluff	1 3	
									319 N	Ark.-Pine Bluff	3 1	
									320 N	Southern U.	3 1	
									320 N	Southern U.	3 0	
									321 A	Jackson St.	3 0	
									321 H	Jackson St.	3 1	
									322 N	Grambling	3 0	
									322 N	Grambling	3 0	
									324 N	Prairie View	3 0	
									324 N	Prairie View	3 0	
									328 N	Savannah St.	0 3	
LAST 10 GAMES												
			321 H	Jackson St.	3 1	320 N	Southern U.	3 0	322 N	Grambling	3 0	
			205 A	Alabama St.	0 3	322 N	Grambling	3 0	322 N	Grambling	3 0	
			329 A	Mississippi Val.	3 1	302 N	Texas Southern	1 3	324 N	Prairie View	3 0	
			334 A	Alcorn	3 0	324 N	Prairie View	3 0	324 N	Prairie View	3 0	
			319 N	Ark.-Pine Bluff	1 3	212 H	Jacksonville St.	2 3	328 N	Savannah St.	0 3	

Non-Div. I Games:

Alabama A&M

RPI	S	Opponent	Score	
329	A	Mississippi Val.	3	1
329	H	Mississippi Val.	3	0
334	A	Alcorn	3	0
334	H	Alcorn	3	0

Alabama A&M

A
l
a
b
a
m
a
A
&
M

A
l
a
b
a
m
a
A
&
M

Average RPI Win:	300	WON-LOST	WINNING	LAST 10	STRENGTH OF	OPP. STRENGTH	TEAM	ADJ	CONF.	ADJ CONF.	
Average RPI Loss:	186	RECORD	PCT. RANK	GAMES	SCHEDULE	OF SCHEDULE	RPI	RPI	RPI	RPI	
DIV. I ONLY	4- 22	.15385	318	1- 9	277	251	313	.37761	312	26	27
DIV. I NON-CONF.	2- 8	.2	292	0- 0	247	227	308	.39056	305	24	24
<hr/>											
TOTALS	RPI 1-25	RPI 26-50		W-L RECORDS		RPI 51-100		RPI 101-150		RPI 150+	
4- 22	0- 0	0- 0		OVERALL		0- 3		0- 7		4- 12	
2- 7	0- 0	0- 0		HOME		0- 2		0- 0		2- 5	
1- 10	0- 0	0- 0		AWAY		0- 1		0- 3		1- 6	
1- 5	0- 0	0- 0		NEUTRAL		0- 0		0- 4		1- 1	
<hr/>											
2- 8	0- 0	0- 0		NON-CONFERENCE		0- 0		0- 5		2- 3	
1- 0	0- 0	0- 0		HOME		0- 0		0- 0		1- 0	
0- 3	0- 0	0- 0		AWAY		0- 0		0- 1		0- 2	
1- 5	0- 0	0- 0		NEUTRAL		0- 0		0- 4		1- 1	
<hr/>											
2- 14	0- 0	0- 0		CONFERENCE		0- 3		0- 2		2- 9	
1- 7	0- 0	0- 0		HOME		0- 2		0- 0		1- 5	
1- 7	0- 0	0- 0		AWAY		0- 1		0- 2		1- 4	
0- 0	0- 0	0- 0		NEUTRAL		0- 0		0- 0		0- 0	
<hr/>											
RPI	S	Opponent	Score	RPI	S	Opponent	Score	RPI	S	Opponent	Score
						72 H Central Ark.	0 3	113 A A&M-Corpus Christi		0 3	
						91 A SFA	0 3	121 A Texas Tech		0 3	
						91 H SFA	1 3	133 N Jacksonville		1 3	
								135 N UC Davis		0 3	
								137 N Arizona St.		0 3	
								140 A Houston Baptist		0 3	
								150 N UTRGV		0 3	
								179 H McNeese		1 3	
								214 A Sam Houston St.		0 3	
								220 A Abilene Christian		1 3	
								225 N UC Riverside		0 3	
								227 H Northwestern St.		0 3	
								230 A UT Arlington		0 3	
								253 A Incarnate Word		0 3	
								253 H Incarnate Word		0 3	
								257 A Clemson		0 3	
								270 A New Orleans		1 3	
								270 H New Orleans		2 3	
								271 N Bethune-Cookman		3 1	
								303 A Southeastern La.		3 2	
								303 H Southeastern La.		3 1	
								313 H Nicholls St.		1 3	
								324 H Prairie View		3 0	
<hr/>											
LAST 10 GAMES											
						91 A SFA	0 3	303 A Southeastern La.		3 2	
						220 A Abilene Christian	1 3	179 H McNeese		1 3	
						214 A Sam Houston St.	0 3	313 H Nicholls St.		1 3	
						253 H Incarnate Word	0 3	270 H New Orleans		2 3	
						270 A New Orleans	1 3	253 A Incarnate Word		0 3	

Non-Div. I Games:

Lamar University

Average RPI Win: 298		WON-LOST RECORD		WINNING PCT. RANK		LAST 10 GAMES		STRENGTH OF SCHEDULE		OPP. STRENGTH OF SCHEDULE		TEAM RPI		ADJ RPI		CONF. RPI		ADJ CONF. RPI	
DIV. I ONLY		4- 25		.13793 323		2- 8		249		277		312		.37392 313		26		27	
DIV. I NON-CONF.		2- 11		.15385 304		0- 0		288		271		315		.35393 316		24		24	
TOTALS		RPI 1-25		RPI 26-50		W-L RECORDS		RPI 51-100		RPI 101-150		RPI 150+							
4- 25		0- 0		0- 1		OVERALL		0- 3		0- 6		4- 15							
2- 7		0- 0		0- 0		HOME		0- 1		0- 1		2- 5							
1- 11		0- 0		0- 0		AWAY		0- 2		0- 3		1- 6							
1- 7		0- 0		0- 1		NEUTRAL		0- 0		0- 2		1- 4							
2- 11		0- 0		0- 1		NON-CONFERENCE		0- 0		0- 4		2- 6							
1- 0		0- 0		0- 0		HOME		0- 0		0- 0		1- 0							
0- 4		0- 0		0- 0		AWAY		0- 0		0- 2		0- 2							
1- 7		0- 0		0- 1		NEUTRAL		0- 0		0- 2		1- 4							
2- 14		0- 0		0- 0		CONFERENCE		0- 3		0- 2		2- 9							
1- 7		0- 0		0- 0		HOME		0- 1		0- 1		1- 5							
1- 7		0- 0		0- 0		AWAY		0- 2		0- 1		1- 4							
0- 0		0- 0		0- 0		NEUTRAL		0- 0		0- 0		0- 0							
RPI	S	Opponent		Score		RPI	S	Opponent		Score		RPI	S	Opponent		Score			
						28	N	Miami (FL)	0	3			72	A	Central Ark.	0	3		
													72	H	Central Ark.	1	3		
													91	A	SFA	0	3		
													113	A	A&M-Corpus Christi	1	3		
													117	N	Oklahoma	0	3		
													138	A	Southern Miss.	0	3		
													138	N	Southern Miss.	0	3		
													140	H	Houston Baptist	0	3		
													147	A	Louisiana	1	3		
													159	A	Tulane	0	3		
													179	A	McNeese	0	3		
													179	H	McNeese	0	3		
													212	N	Jacksonville St.	1	3		
													214	A	Sam Houston St.	0	3		
													214	H	Sam Houston St.	0	3		
													220	H	Abilene Christian	3	2		
													227	A	Northwestern St.	0	3		
													227	H	Northwestern St.	1	3		
													246	N	UT Martin	0	3		
													253	A	Incarnate Word	1	3		
													270	H	New Orleans	2	3		
													272	A	Memphis	0	3		
													303	H	Southeastern La.	1	3		
													308	N	La.-Monroe	0	3		
													312	A	Lamar University	3	1		
													321	N	Jackson St.	1	3		
													329	H	Mississippi Val.	3	0		
													329	N	Mississippi Val.	3	1		
LAST 10 GAMES																			

Non-Div. I Games:

Nicholls St.

Average RPI Win: 295		WON-LOST	WINNING	LAST 10	STRENGTH OF		OPP. STRENGTH	TEAM	ADJ		CONF.	ADJ CONF.
Average RPI Loss: 197		RECORD	PCT. RANK	GAMES	SCHEDULE		OF SCHEDULE	RPI	RPI		RPI	RPI
DIV. I ONLY		4- 24	.14286	321	1- 9		278	275	317		.37268	314
DIV. I NON-CONF.		2- 10	.16667	297	0- 0		308	275	317		.34827	317
TOTALS		RPI 1-25	RPI 26-50		W-L RECORDS		RPI 51-100		RPI 101-150		RPI 150+	
4- 24		0- 0	0- 0		OVERALL		0- 3		0- 3		4- 18	
0- 8		0- 0	0- 0		HOME		0- 1		0- 2		0- 5	
2- 10		0- 0	0- 0		AWAY		0- 1		0- 1		2- 8	
2- 6		0- 0	0- 0		NEUTRAL		0- 1		0- 0		2- 5	
2- 10		0- 0	0- 0		NON-CONFERENCE		0- 1		0- 0		2- 9	
0- 0		0- 0	0- 0		HOME		0- 0		0- 0		0- 0	
0- 4		0- 0	0- 0		AWAY		0- 0		0- 0		0- 4	
2- 6		0- 0	0- 0		NEUTRAL		0- 1		0- 0		2- 5	
2- 14		0- 0	0- 0		CONFERENCE		0- 2		0- 3		2- 9	
0- 8		0- 0	0- 0		HOME		0- 1		0- 2		0- 5	
2- 6		0- 0	0- 0		AWAY		0- 1		0- 1		2- 4	
0- 0		0- 0	0- 0		NEUTRAL		0- 0		0- 0		0- 0	
RPI S	Opponent	Score	RPI S	Opponent	Score	RPI S	Opponent	Score	RPI S	Opponent	Score	
						59 H	Austin Peay	0 3	118 H	Murray St.	0 3	
						80 A	SIUE	0 3	149 A	Belmont	1 3	
						82 N	West Virginia	0 3	149 H	Belmont	1 3	
									151 N	Harvard	0 3	
									154 A	Campbell	0 3	
									175 N	New Mexico	1 3	
									188 A	Eastern Ill.	0 3	
									203 A	Eastern Ky.	2 3	
									203 H	Eastern Ky.	0 3	
									212 A	Jacksonville St.	0 3	
									212 H	Jacksonville St.	0 3	
									219 A	Wright St.	1 3	
									224 A	Toledo	0 3	
									237 N	La Salle	0 3	
									246 A	UT Martin	1 3	
									262 A	Tennessee St.	3 2	
									262 H	Tennessee St.	0 3	
									266 H	Southeast Mo. St.	0 3	
									284 A	Morehead St.	3 1	
									284 H	Morehead St.	0 3	
									285 A	Akron	0 3	
									286 N	Loyola Maryland	1 3	
									290 N	Youngstown St.	0 3	
									307 N	The Citadel	3 2	
									327 N	N.C. Central	3 0	
LAST 10 GAMES												
						149 A	Belmont	1 3	212 A	Jacksonville St.	0 3	
						262 A	Tennessee St.	3 2	80 A	SIUE	0 3	
						203 H	Eastern Ky.	0 3	188 A	Eastern Ill.	0 3	
						284 H	Morehead St.	0 3	118 H	Murray St.	0 3	
						266 H	Southeast Mo. St.	0 3	59 H	Austin Peay	0 3	

Non-Div. I Games:

Tennessee Tech

Average RPI Win:	313	WON-LOST	WINNING	LAST 10	STRENGTH OF	OPP. STRENGTH	TEAM	ADJ	CONF.	ADJ CONF.		
Average RPI Loss:	229	RECORD	PCT. RANK	GAMES	SCHEDULE	OF SCHEDULE	RPI	RPI	RPI	RPI		
DIV. I ONLY	8- 17	.32	266	6- 4	318	307	318	.36988	315	31	31	
DIV. I NON-CONF.	1- 12	.07692	316	0- 0	284	265	320	.34065	320	31	31	
<hr/>												
TOTALS	RPI 1-25	RPI 26-50		W-L RECORDS		RPI 51-100		RPI 101-150		RPI 150+		
8- 17	0- 0	0- 0		OVERALL		0- 1		0- 1		8- 15		
4- 3	0- 0	0- 0		HOME		0- 0		0- 0		4- 3		
3- 8	0- 0	0- 0		AWAY		0- 1		0- 1		3- 6		
1- 6	0- 0	0- 0		NEUTRAL		0- 0		0- 0		1- 6		
<hr/>												
1- 12	0- 0	0- 0		NON-CONFERENCE		0- 1		0- 1		1- 10		
0- 1	0- 0	0- 0		HOME		0- 0		0- 0		0- 1		
0- 5	0- 0	0- 0		AWAY		0- 1		0- 1		0- 3		
1- 6	0- 0	0- 0		NEUTRAL		0- 0		0- 0		1- 6		
<hr/>												
7- 5	0- 0	0- 0		CONFERENCE		0- 0		0- 0		7- 5		
4- 2	0- 0	0- 0		HOME		0- 0		0- 0		4- 2		
3- 3	0- 0	0- 0		AWAY		0- 0		0- 0		3- 3		
0- 0	0- 0	0- 0		NEUTRAL		0- 0		0- 0		0- 0		
<hr/>												
RPI S	Opponent	Score	RPI S	Opponent	Score	RPI S	Opponent	Score	RPI S	Opponent	Score	
						71 A	American	0 3	132 A	UNCG	0 3	
						158 N	Wake Forest	0 3				
						174 N	Western Mich.	0 3				
						181 A	UNCW	0 3				
						221 N	Liberty	1 3				
						222 A	UMES	0 3				
						222 H	UMES	2 3				
						239 H	UMBC	0 3				
						254 A	Howard	3 2				
						254 H	Howard	1 3				
						266 A	Southeast Mo. St.	0 3				
						269 N	Evansville	2 3				
						277 N	Presbyterian	1 3				
						286 A	Loyola Maryland	1 3				
						297 A	Hampton	0 3				
						297 H	Hampton	3 2				
						306 N	UMass Lowell	1 3				
						319 N	Ark.-Pine Bluff	3 1				
						323 A	Coppin St.	1 3				
						323 H	Coppin St.	3 1				
						326 A	Delaware St.	3 1				
						326 H	Delaware St.	3 0				
						330 A	Norfolk St.	3 2				
						330 H	Norfolk St.	3 0				
									LAST 10 GAMES			
			323 H Coppin St.			3 1	297 H Hampton			3 2		
			254 A Howard			3 2	323 A Coppin St.			1 3		
			326 A Delaware St.			3 1	326 H Delaware St.			3 0		
			222 A UMES			0 3	222 H UMES			2 3		
			330 H Norfolk St.			3 0	254 H Howard			1 3		

Non-Div. I Games:

Morgan St.

Average RPI Win: 318		WON-LOST RECORD	WINNING PCT. RANK		LAST 10 GAMES	STRENGTH OF SCHEDULE	OPP. STRENGTH OF SCHEDULE	TEAM RPI	ADJ RPI		CONF. RPI	ADJ CONF. RPI
Average RPI Loss: 223												
DIV. I ONLY		7- 22	.24138	297	5- 5	307	305	319	.36852	316	30	30
DIV. I NON-CONF.		0- 11	0	320	0- 0	263	206	323	.33644	321	30	30
TOTALS		RPI 1-25	RPI 26-50		W-L RECORDS	RPI 51-100		RPI 101-150		RPI 150+		
7- 22	0- 0		0- 0		OVERALL	0- 0		0- 2		7- 20		
5- 4	0- 0		0- 0		HOME	0- 0		0- 0		5- 4		
2- 13	0- 0		0- 0		AWAY	0- 0		0- 1		2- 12		
0- 5	0- 0		0- 0		NEUTRAL	0- 0		0- 1		0- 4		
0- 11	0- 0		0- 0		NON-CONFERENCE	0- 0		0- 2		0- 9		
0- 0	0- 0		0- 0		HOME	0- 0		0- 0		0- 0		
0- 6	0- 0		0- 0		AWAY	0- 0		0- 1		0- 5		
0- 5	0- 0		0- 0		NEUTRAL	0- 0		0- 1		0- 4		
7- 11	0- 0		0- 0		CONFERENCE	0- 0		0- 0		7- 11		
5- 4	0- 0		0- 0		HOME	0- 0		0- 0		5- 4		
2- 7	0- 0		0- 0		AWAY	0- 0		0- 0		2- 7		
0- 0	0- 0		0- 0		NEUTRAL	0- 0		0- 0		0- 0		
RPI	S	Opponent	Score	RPI	S	Opponent	Score	RPI	S	Opponent	Score	
										105 N Colgate	0	3
										131 A Syracuse	0	3
										157 A Fairfield	0	3
										157 H Fairfield	0	3
										178 A Penn	0	3
										194 A Niagara	0	3
										194 H Niagara	2	3
										197 N Rhode Island	0	3
										199 A New Hampshire	0	3
										202 N Dartmouth	0	3
										229 A Rutgers	0	3
										235 N Robert Morris	0	3
										237 A La Salle	0	3
										241 A Binghamton	0	3
										256 A Marist	1	3
										256 H Marist	0	3
										276 N Grand Canyon	0	3
										281 A Iona	1	3
										281 H Iona	2	3
										293 A Rider	0	3
										293 H Rider	3	1
										298 A Quinnipiac	0	3
										298 H Quinnipiac	3	0
										304 A Canisius	0	3
										304 H Canisius	3	1
										332 A Manhattan	3	1
										332 H Manhattan	3	2
				LAST 10 GAMES								
				281 A Iona	1	3	293 H Rider	3	1	298 A Quinnipiac	0	3
				332 A Manhattan	3	1	333 H Saint Peter's	3	1	304 A Canisius	0	3
				157 A Fairfield	0	3	256 A Marist	1	3	304 H Canisius	3	1
				304 H Canisius	3	1	157 H Fairfield	0	3	332 A Manhattan	3	1
				194 H Niagara	2	3	298 H Quinnipiac	3	0	332 H Manhattan	3	2

Non-Div. I Games:

Siena

RPI	S	Opponent	Score	
333	A	Saint Peter's	3	2
333	H	Saint Peter's	3	1

Siena

S
i
e
n
a

S
i
e
n
a

Average RPI Win:	315	WON-LOST RECORD	WINNING PCT. RANK	LAST 10 GAMES	STRENGTH OF SCHEDULE	OPP. STRENGTH OF SCHEDULE	TEAM RPI	ADJ RPI	CONF. RPI	ADJ CONF. RPI		
DIV. I ONLY		5- 24	.17241	313	1- 9	284	294	316	.36603	317	23	24
DIV. I NON-CONF.		3- 10	.23077	277	0- 0	328	325	324	.32172	324	28	28
<hr/>												
TOTALS	RPI 1-25	RPI 26-50		W-L RECORDS		RPI 51-100		RPI 101-150		RPI 150+		
5- 24	0- 0	0- 0		OVERALL		0- 5		0- 2		5- 17		
3- 10	0- 0	0- 0		HOME		0- 2		0- 1		3- 7		
1- 10	0- 0	0- 0		AWAY		0- 3		0- 1		1- 6		
1- 4	0- 0	0- 0		NEUTRAL		0- 0		0- 0		1- 4		
3- 10	0- 0	0- 0		NON-CONFERENCE		0- 1		0- 0		3- 9		
1- 4	0- 0	0- 0		HOME		0- 0		0- 0		1- 4		
1- 2	0- 0	0- 0		AWAY		0- 1		0- 0		1- 1		
1- 4	0- 0	0- 0		NEUTRAL		0- 0		0- 0		1- 4		
2- 14	0- 0	0- 0		CONFERENCE		0- 4		0- 2		2- 8		
2- 6	0- 0	0- 0		HOME		0- 2		0- 1		2- 3		
0- 8	0- 0	0- 0		AWAY		0- 2		0- 1		0- 5		
0- 0	0- 0	0- 0		NEUTRAL		0- 0		0- 0		0- 0		
RPI	S	Opponent	Score	RPI	S	Opponent	Score	RPI	S	Opponent	Score	
						62 A Towson	0 3	105 A Colgate		0 3		
						71 A American	0 3	105 H Colgate		1 3		
						71 H American	0 3	153 H Central Conn. St.		0 3		
						76 A Navy	0 3	164 A Army West Point		1 3		
						76 H Navy	0 3	164 H Army West Point		0 3		
								168 A Lehigh		1 3		
								168 H Lehigh		0 3		
								196 N Eastern Mich.		1 3		
								232 A Bucknell		0 3		
								232 H Bucknell		1 3		
								237 A La Salle		0 3		
								261 H Saint Francis (PA)		0 3		
								275 N George Mason		0 3		
								286 A Loyola Maryland		0 3		
								286 H Loyola Maryland		3 1		
								292 N Cal St. Fullerton		0 3		
								298 N Quinnipiac		0 3		
								305 H NJIT		0 3		
								309 A Holy Cross		0 3		
								309 H Holy Cross		3 1		
								323 A Coppin St.		3 1		
								325 H Fairleigh Dickinson		3 1		
								330 H Norfolk St.		1 3		
								333 N Saint Peter's		3 0		
				LAST 10 GAMES								
				105 A Colgate	0 3	168 H Lehigh	0 3	330 H Norfolk St.		1 3		
				286 A Loyola Maryland	0 3	309 A Holy Cross	0 3	333 N Saint Peter's		3 0		
				76 H Navy	0 3	164 A Army West Point	1 3					
				71 H American	0 3	105 H Colgate	1 3					
				232 H Bucknell	1 3	286 H Loyola Maryland	3 1					

Non-Div. I Games:

Lafayette

Average RPI Win: 251		WON-LOST RECORD		WINNING PCT. RANK		LAST 10 GAMES		STRENGTH OF SCHEDULE		OPP. STRENGTH OF SCHEDULE		TEAM RPI		ADJ RPI		CONF. RPI		ADJ CONF. RPI	
DIV. I ONLY		2- 25		.07407 330		0- 10		247		237		320		.36579 318		22		22	
DIV. I NON-CONF.		2- 11		.15385 304		0- 0		268		229		312		.37006 312		20		20	
TOTALS		RPI 1-25		RPI 26-50		W-L RECORDS		RPI 51-100		RPI 101-150		RPI 150+							
2- 25		0- 0		0- 0		OVERALL		0- 3		0- 6		2- 16							
0- 10		0- 0		0- 0		HOME		0- 1		0- 3		0- 6							
1- 10		0- 0		0- 0		AWAY		0- 2		0- 3		1- 5							
1- 5		0- 0		0- 0		NEUTRAL		0- 0		0- 0		1- 5							
2- 11		0- 0		0- 0		NON-CONFERENCE		0- 1		0- 0		2- 10							
0- 3		0- 0		0- 0		HOME		0- 0		0- 0		0- 3							
1- 3		0- 0		0- 0		AWAY		0- 1		0- 0		1- 2							
1- 5		0- 0		0- 0		NEUTRAL		0- 0		0- 0		1- 5							
0- 14		0- 0		0- 0		CONFERENCE		0- 2		0- 6		0- 6							
0- 7		0- 0		0- 0		HOME		0- 1		0- 3		0- 3							
0- 7		0- 0		0- 0		AWAY		0- 1		0- 3		0- 3							
0- 0		0- 0		0- 0		NEUTRAL		0- 0		0- 0		0- 0							
RPI S	Opponent	Score		RPI S	Opponent	Score		RPI S	Opponent	Score		RPI S	Opponent	Score					
								60 A	Denver	0	3	119 A	Oral Roberts	0	3				
								60 H	Denver	0	3	119 H	Oral Roberts	0	3				
								81 A	North Dakota	0	3	144 A	South Dakota	0	3				
												144 H	South Dakota	0	3				
												148 A	North Dakota St.	0	3				
												148 H	North Dakota St.	0	3				
												162 A	Ill.-Chicago	0	3				
												172 H	Northern Ariz.	0	3				
												183 H	Valparaiso	0	3				
												187 N	Virginia Tech	0	3				
												211 H	CSU Bakersfield	2	3				
												218 N	Idaho St.	1	3				
												223 A	Omaha	0	3				
												223 H	Omaha	0	3				
												233 A	Milwaukee	3	0				
												238 A	Fort Wayne	0	3				
												238 H	Fort Wayne	0	3				
												240 N	Appalachian St.	1	3				
												242 N	George Washington	0	3				
												259 A	Bradley	0	3				
												268 N	UMKC	3	1				
												276 N	Grand Canyon	0	3				
												289 A	Western Ill.	2	3				
												289 H	Western Ill.	1	3				
LAST 10 GAMES																			
								238 A	Fort Wayne	0	3	223 H	Omaha	0	3				
								144 H	South Dakota	0	3	148 A	North Dakota St.	0	3				
								289 H	Western Ill.	1	3	238 H	Fort Wayne	0	3				
								119 A	Oral Roberts	0	3	144 A	South Dakota	0	3				
								60 A	Denver	0	3	289 A	Western Ill.	2	3				

Non-Div. I Games:

South Dakota St.

Average RPI Win:	323	WON-LOST RECORD	WINNING PCT. RANK	LAST 10 GAMES	STRENGTH OF SCHEDULE	OPP. STRENGTH OF SCHEDULE	TEAM RPI	ADJ RPI	CONF. RPI	ADJ CONF. RPI		
DIV. I ONLY		11- 19	.36667	239	7- 3	324	320	315	.36473	319	32	32
DIV. I NON-CONF.		0- 12	0	320	0- 0	282	216	325	.32598	323	32	32
<hr/>												
TOTALS	RPI 1-25	RPI 26-50		W-L RECORDS		RPI 51-100		RPI 101-150		RPI 150+		
11- 19	0- 0	0- 1		OVERALL		0- 1		0- 1		11- 16		
3- 1	0- 0	0- 0		HOME		0- 0		0- 0		3- 1		
2- 7	0- 0	0- 0		AWAY		0- 0		0- 0		2- 7		
6- 11	0- 0	0- 1		NEUTRAL		0- 1		0- 1		6- 8		
<hr/>												
0- 12	0- 0	0- 1		NON-CONFERENCE		0- 1		0- 1		0- 9		
0- 0	0- 0	0- 0		HOME		0- 0		0- 0		0- 0		
0- 4	0- 0	0- 0		AWAY		0- 0		0- 0		0- 4		
0- 8	0- 0	0- 1		NEUTRAL		0- 1		0- 1		0- 5		
<hr/>												
11- 7	0- 0	0- 0		CONFERENCE		0- 0		0- 0		11- 7		
3- 1	0- 0	0- 0		HOME		0- 0		0- 0		3- 1		
2- 3	0- 0	0- 0		AWAY		0- 0		0- 0		2- 3		
6- 3	0- 0	0- 0		NEUTRAL		0- 0		0- 0		6- 3		
<hr/>												
RPI	S	Opponent	Score	RPI	S	Opponent	Score	RPI	S	Opponent	Score	
				33	N	LSU	0 3	78	N	Northwestern	0 3	
								144	N	South Dakota	0 3	
								173	A	South Fla.	0 3	
								184	A	Northern Colo.	0 3	
								205	A	Alabama St.	0 3	
								205	N	Alabama St.	1 3	
								210	N	Air Force	0 3	
								214	N	Sam Houston St.	0 3	
								266	A	Southeast Mo. St.	0 3	
								269	N	Evansville	0 3	
								272	N	Memphis	0 3	
								279	A	Louisiana Tech	0 3	
								302	A	Texas Southern	0 3	
								302	H	Texas Southern	3 0	
								311	N	Alabama A&M	1 3	
								311	N	Alabama A&M	3 1	
								315	N	Morgan St.	1 3	
								320	A	Southern U.	2 3	
								320	H	Southern U.	3 0	
								321	N	Jackson St.	1 3	
								321	N	Jackson St.	3 0	
								322	A	Grambling	3 0	
				LAST 10 GAMES				322	H	Grambling	2 3	
				322	A	Grambling	3 0	205	A	Alabama St.	0 3	
				324	H	Prairie View	3 1	334	N	Alcorn	3 0	
				302	H	Texas Southern	3 0	321	N	Jackson St.	3 0	
				320	A	Southern U.	2 3	329	N	Mississippi Val.	3 0	
				311	N	Alabama A&M	3 1	329	N	Mississippi Val.	3 0	
								322	H	Grambling	2 3	
								324	A	Prairie View	3 1	
								324	H	Prairie View	3 1	
								329	N	Mississippi Val.	3 0	
								329	N	Mississippi Val.	3 0	
								334	N	Alcorn	3 0	

Non-Div. I Games:	Central Baptist	3	0
--------------------------	------------------------	----------	----------

Ark.-Pine Bluff

Ark.-Pine Bluff

Average RPI Win:	323	WON-LOST RECORD	WINNING PCT. RANK	LAST 10 GAMES	STRENGTH OF SCHEDULE	OPP. STRENGTH OF SCHEDULE	TEAM RPI	ADJ RPI	CONF. RPI	ADJ CONF. RPI					
DIV. I ONLY		8- 20	.28571	271	3- 7	308	322	314	.36218	320	32	32			
DIV. I NON-CONF.		0- 10	0	320	0- 0	93	160	297	.40238	295	32	32			
<hr/>															
TOTALS	RPI 1-25	RPI 26-50		W-L RECORDS		RPI 51-100		RPI 101-150		RPI 150+					
8- 20	0- 0	0- 0		OVERALL		0- 4		0- 2		8- 14					
3- 1	0- 0	0- 0		HOME		0- 0		0- 0		3- 1					
1- 7	0- 0	0- 0		AWAY		0- 2		0- 0		1- 5					
4- 12	0- 0	0- 0		NEUTRAL		0- 2		0- 2		4- 8					
<hr/>															
0- 10	0- 0	0- 0		NON-CONFERENCE		0- 4		0- 2		0- 4					
0- 0	0- 0	0- 0		HOME		0- 0		0- 0		0- 0					
0- 3	0- 0	0- 0		AWAY		0- 2		0- 0		0- 1					
0- 7	0- 0	0- 0		NEUTRAL		0- 2		0- 2		0- 3					
<hr/>															
8- 10	0- 0	0- 0		CONFERENCE		0- 0		0- 0		8- 10					
3- 1	0- 0	0- 0		HOME		0- 0		0- 0		3- 1					
1- 4	0- 0	0- 0		AWAY		0- 0		0- 0		1- 4					
4- 5	0- 0	0- 0		NEUTRAL		0- 0		0- 0		4- 5					
<hr/>															
RPI	S	Opponent	Score	RPI	S	Opponent	Score	RPI	S	Opponent	Score				
						51	A	Alabama	0	3	118	N	Murray St.	0	3
						72	A	Central Ark.	0	3	119	N	Oral Roberts	0	3
						95	N	Arkansas St.	0	3	179	N	McNeese	0	3
						97	N	UCF	0	3	198	N	Houston	0	3
						205	A	Alabama St.	0	3					
						205	N	Alabama St.	2	3					
						230	A	UT Arlington	0	3					
						282	N	Troy	0	3					
						302	A	Texas Southern	1	3					
						302	H	Texas Southern	3	1					
						311	N	Alabama A&M	0	3					
						311	N	Alabama A&M	1	3					
						319	A	Ark.-Pine Bluff	0	3					
						319	H	Ark.-Pine Bluff	3	2					
						321	N	Jackson St.	3	2					
						321	N	Jackson St.	2	3					
						322	A	Grambling	3	2					
						322	H	Grambling	2	3					
						324	A	Prairie View	1	3					
						324	H	Prairie View	3	1					
329	N	Mississippi Val.	3	1											
						329	N	Mississippi Val.	1	3					
						334	N	Alcorn	3	1					
						334	N	Alcorn	3	0					
				LAST 10 GAMES											
						322	H	Grambling	2	3	321	N	Jackson St.	2	3
						322	A	Grambling	3	2	329	N	Mississippi Val.	1	3
						319	H	Ark.-Pine Bluff	3	2	311	N	Alabama A&M	0	3
						324	A	Prairie View	1	3	205	A	Alabama St.	0	3
						302	A	Texas Southern	1	3	334	N	Alcorn	3	1

Non-Div. I Games:

Southern U.

Average RPI Win:	325	WON-LOST RECORD	WINNING PCT. RANK	LAST 10 GAMES	STRENGTH OF SCHEDULE	OPP. STRENGTH OF SCHEDULE	TEAM RPI	ADJ RPI	CONF. RPI	ADJ CONF. RPI	
DIV. I ONLY		8- 25	.24242 295	5- 5	315	321	323	.3351	321	32	32
DIV. I NON-CONF.		1- 14	.06667 318	0- 0	241	247	316	.35574	315	32	32
<hr/>											
TOTALS	RPI 1-25	RPI 26-50		W-L RECORDS	RPI 51-100		RPI 101-150		RPI 150+		
8- 25	0- 0	0- 1		OVERALL	0- 1		0- 2		8- 21		
2- 5	0- 0	0- 0		HOME	0- 0		0- 1		2- 4		
2- 7	0- 0	0- 0		AWAY	0- 0		0- 1		2- 6		
4- 13	0- 0	0- 1		NEUTRAL	0- 1		0- 0		4- 11		
1- 14	0- 0	0- 1		NON-CONFERENCE	0- 1		0- 2		1- 10		
0- 3	0- 0	0- 0		HOME	0- 0		0- 1		0- 2		
0- 4	0- 0	0- 0		AWAY	0- 0		0- 1		0- 3		
1- 7	0- 0	0- 1		NEUTRAL	0- 1		0- 0		1- 5		
7- 11	0- 0	0- 0		CONFERENCE	0- 0		0- 0		7- 11		
2- 2	0- 0	0- 0		HOME	0- 0		0- 0		2- 2		
2- 3	0- 0	0- 0		AWAY	0- 0		0- 0		2- 3		
3- 6	0- 0	0- 0		NEUTRAL	0- 0		0- 0		3- 6		
RPI S	Opponent	Score	RPI S	Opponent	Score	RPI S	Opponent	Score	RPI S	Opponent	Score
			48 N	North Texas	0 3	80 N	SIUE	0 3	138 A	Southern Miss.	0 3
									138 H	Southern Miss.	0 3
									189 A	Mississippi St.	0 3
									201 A	Chattanooga	0 3
									205 A	Alabama St.	0 3
									205 H	Alabama St.	1 3
									212 H	Jacksonville St.	1 3
									217 N	Winthrop	0 3
									227 N	Northwestern St.	0 3
									251 N	Little Rock	0 3
									263 N	Georgia St.	1 3
									279 H	Louisiana Tech	0 3
									282 A	Troy	1 3
									302 A	Texas Southern	0 3
									302 N	Texas Southern	0 3
									303 N	Southeastern La.	0 3
									311 A	Alabama A&M	1 3
									311 H	Alabama A&M	0 3
									313 N	Nicholls St.	3 1
									319 N	Ark.-Pine Bluff	3 1
									319 N	Ark.-Pine Bluff	0 3
			LAST 10 GAMES						320 N	Southern U.	3 2
			329 H	Mississippi Val.	3 2	324 N	Prairie View	3 2	320 N	Southern U.	2 3
			205 A	Alabama St.	0 3	302 N	Texas Southern	0 3	322 N	Grambling	2 3
			311 A	Alabama A&M	1 3	319 N	Ark.-Pine Bluff	0 3	322 N	Grambling	1 3
			334 H	Alcorn	3 0	322 N	Grambling	1 3	324 N	Prairie View	3 2
			320 N	Southern U.	3 2	329 A	Mississippi Val.	3 2	324 N	Prairie View	2 3

Non-Div. I Games:

Jackson St.

RPI	S	Opponent	Score	
329	A	Mississippi Val.	3	2
329	H	Mississippi Val.	3	2
334	A	Alcorn	3	0
334	H	Alcorn	3	0

Jackson St.

J
a
c
k
s
o
n
S
t
.

J
a
c
k
s
o
n
S
t
.

Average RPI Win:	323	WON-LOST	WINNING	LAST 10	STRENGTH OF	OPP. STRENGTH	TEAM	ADJ	CONF.	ADJ CONF.	
Average RPI Loss:	253	RECORD	PCT. RANK	GAMES	SCHEDULE	OF SCHEDULE	RPI	RPI	RPI	RPI	
DIV. I ONLY		9- 16	.36 244	5- 3	327	333	321	.33375 322	32	32	
DIV. I NON-CONF.		0- 7	0 320	0- 0	237	279	322	.31886 326	32	32	
<hr/>											
TOTALS	RPI 1-25	RPI 26-50		W-L RECORDS		RPI 51-100		RPI 101-150		RPI 150+	
9- 16	0- 0	0- 0		OVERALL		0- 1		0- 0		9- 15	
1- 3	0- 0	0- 0		HOME		0- 0		0- 0		1- 3	
3- 4	0- 0	0- 0		AWAY		0- 0		0- 0		3- 4	
5- 9	0- 0	0- 0		NEUTRAL		0- 1		0- 0		5- 8	
0- 7	0- 0	0- 0		NON-CONFERENCE		0- 1		0- 0		0- 6	
0- 0	0- 0	0- 0		HOME		0- 0		0- 0		0- 0	
0- 2	0- 0	0- 0		AWAY		0- 0		0- 0		0- 2	
0- 5	0- 0	0- 0		NEUTRAL		0- 1		0- 0		0- 4	
9- 9	0- 0	0- 0		CONFERENCE		0- 0		0- 0		9- 9	
1- 3	0- 0	0- 0		HOME		0- 0		0- 0		1- 3	
3- 2	0- 0	0- 0		AWAY		0- 0		0- 0		3- 2	
5- 4	0- 0	0- 0		NEUTRAL		0- 0		0- 0		5- 4	
RPI S	Opponent	Score	RPI S	Opponent	Score	RPI S	Opponent	Score	RPI S	Opponent	Score
						91 N	SFA	0 3	159 N	Tulane	0 3
									173 N	South Fla.	0 3
									179 A	McNeese	0 3
									189 A	Mississippi St.	0 3
									205 A	Alabama St.	0 3
									205 N	Alabama St.	0 3
									299 N	N.C. A&T	1 3
									302 A	Texas Southern	3 1
									302 H	Texas Southern	1 3
									311 N	Alabama A&M	0 3
									311 N	Alabama A&M	0 3
									319 A	Ark.-Pine Bluff	3 2
									319 H	Ark.-Pine Bluff	0 3
									320 A	Southern U.	3 2
									320 H	Southern U.	2 3
									321 N	Jackson St.	3 1
									321 N	Jackson St.	3 2
									324 A	Prairie View	1 3
									324 H	Prairie View	3 0
									328 N	Savannah St.	2 3
									329 N	Mississippi Val.	3 2
									329 N	Mississippi Val.	1 3
									334 N	Alcorn	3 0
									334 N	Alcorn	3 1
LAST 10 GAMES											
						320 A	Southern U.	3 2	319 A	Ark.-Pine Bluff	3 2
						319 H	Ark.-Pine Bluff	0 3	329 N	Mississippi Val.	3 2
						320 H	Southern U.	2 3	334 N	Alcorn	3 1
						302 A	Texas Southern	3 1	311 N	Alabama A&M	0 3
						324 A	Prairie View	1 3	321 N	Jackson St.	3 1
Non-Div. I Games:	Ark.-Monticello	1 3	Tougaloo	3 1	Southern Ark.	1 3	Centenary (LA)	3 2			
	Centenary (LA)	3 2	Tex. A&M Int'l	3 0	Dillard	3 1	Ouachita Baptist	0 3			

G
r
a
m
b
l
i
n
g

Grambling				Through Games Of Nov. 12, 2017								
Non-Div. I Games:	Mobile	0	3	Ark.-Monticello	3	0	Mississippi Col.	2	3	Jarvis Christian	Grambling	0
	Tougaloo	2	3									

G
r
a
m
b
l
i
n
g

Average RPI Win:	325	WON-LOST	WINNING	LAST 10	STRENGTH OF	OPP. STRENGTH	TEAM	ADJ	CONF.	ADJ CONF.					
Average RPI Loss:	236	RECORD	PCT. RANK	GAMES	SCHEDULE	OF SCHEDULE	RPI	RPI	RPI	RPI					
DIV. I ONLY		4- 26	.13333	324	3- 7	301	315	324	.33373	323	31	31			
DIV. I NON-CONF.		0- 17	0	320	0- 1	225	286	321	.33225	322	31	31			
<hr/>															
TOTALS	RPI 1-25	RPI 26-50		W-L RECORDS		RPI 51-100		RPI 101-150		RPI 150+					
4- 26	0- 0	0- 0		OVERALL		0- 2		0- 0		4- 24					
2- 5	0- 0	0- 0		HOME		0- 0		0- 0		2- 5					
2- 13	0- 0	0- 0		AWAY		0- 0		0- 0		2- 13					
0- 8	0- 0	0- 0		NEUTRAL		0- 2		0- 0		0- 6					
<hr/>															
0- 17	0- 0	0- 0		NON-CONFERENCE		0- 2		0- 0		0- 15					
0- 1	0- 0	0- 0		HOME		0- 0		0- 0		0- 1					
0- 8	0- 0	0- 0		AWAY		0- 0		0- 0		0- 8					
0- 8	0- 0	0- 0		NEUTRAL		0- 2		0- 0		0- 6					
<hr/>															
4- 9	0- 0	0- 0		CONFERENCE		0- 0		0- 0		4- 9					
2- 4	0- 0	0- 0		HOME		0- 0		0- 0		2- 4					
2- 5	0- 0	0- 0		AWAY		0- 0		0- 0		2- 5					
0- 0	0- 0	0- 0		NEUTRAL		0- 0		0- 0		0- 0					
<hr/>															
RPI	S	Opponent	Score	RPI	S	Opponent	Score	RPI	S	Opponent	Score				
								61	N	James Madison	0	3			
								68	N	Radford	0	3			
								154	N	Campbell	0	3			
								168	A	Lehigh	0	3			
								169	A	Duquesne	0	3			
								176	N	Buffalo	0	3			
								192	N	UNC Asheville	2	3			
								209	A	Georgetown	0	3			
								222	A	UMES	0	3			
								222	A	UMES	0	3			
								222	H	UMES	0	3			
								235	N	Robert Morris	0	3			
								239	A	UMBC	0	3			
								254	A	Howard	0	3			
								254	H	Howard	0	3			
								256	N	Marist	0	3			
								286	A	Loyola Maryland	0	3			
								293	A	Rider	0	3			
								297	A	Hampton	0	3			
								297	H	Hampton	0	3			
301	A	Hartford	0	3											
304	N	Canisius	1	3											
306	A	UMass Lowell	1	3											
LAST 10 GAMES								315	A	Morgan St.	1	3			
315	A	Morgan St.	1	3	330	H	Norfolk St.	3	1	315	H	Morgan St.	3	1	
293	A	Rider	0	3	254	A	Howard	0	3	317	H	Lafayette	1	3	
222	A	UMES	0	3	315	H	Morgan St.	3	1	326	A	Delaware St.	3	1	
326	A	Delaware St.	3	1	326	H	Delaware St.	1	3	326	H	Delaware St.	1	3	
297	H	Hampton	0	3	222	H	UMES	0	3	330	A	Norfolk St.	3	1	

Non-Div. I Games:

Coppin St.

RPI	S	Opponent	Score	
330	H	Norfolk St.	3	1

Coppin St.

C
o
p
p
i
n
s
t
.

C
o
p
p
i
n
s
t
.

Non-Div. I Games:

Prairie View

Average RPI Win:	321	WON-LOST	WINNING	LAST 10	STRENGTH OF	OPP. STRENGTH	TEAM	ADJ	CONF.	ADJ CONF.						
Average RPI Loss:	231	RECORD	PCT. RANK	GAMES	SCHEDULE	OF SCHEDULE	RPI	RPI	RPI	RPI						
DIV. I ONLY	5- 24	.17241	313	2- 8	312	303	325	.33109	325	28	29					
DIV. I NON-CONF.	4- 11	.26667	271	1- 0	332	329	327	.30501	328	29	29					
<hr/>																
TOTALS	RPI 1-25	RPI 26-50		W-L RECORDS		RPI 51-100		RPI 101-150		RPI 150+						
5- 24	0- 0	0- 0		OVERALL		0- 0		0- 3		5- 21						
3- 7	0- 0	0- 0		HOME		0- 0		0- 1		3- 6						
1- 12	0- 0	0- 0		AWAY		0- 0		0- 1		1- 11						
1- 5	0- 0	0- 0		NEUTRAL		0- 0		0- 1		1- 4						
<hr/>																
4- 11	0- 0	0- 0		NON-CONFERENCE		0- 0		0- 1		4- 10						
2- 1	0- 0	0- 0		HOME		0- 0		0- 0		2- 1						
1- 5	0- 0	0- 0		AWAY		0- 0		0- 0		1- 5						
1- 5	0- 0	0- 0		NEUTRAL		0- 0		0- 1		1- 4						
<hr/>																
1- 13	0- 0	0- 0		CONFERENCE		0- 0		0- 2		1- 11						
1- 6	0- 0	0- 0		HOME		0- 0		0- 1		1- 5						
0- 7	0- 0	0- 0		AWAY		0- 0		0- 1		0- 6						
0- 0	0- 0	0- 0		NEUTRAL		0- 0		0- 0		0- 0						
<hr/>																
RPI	S	Opponent	Score	RPI	S	Opponent	Score	RPI	S	Opponent	Score					
								124	N	Drake	0	3				
								130	A	LIU Brooklyn	0	3				
								130	H	LIU Brooklyn	1	3				
								153	A	Central Conn. St.	0	3				
								153	H	Central Conn. St.	1	3				
								166	A	Bryant	0	3				
								166	H	Bryant	1	3				
								177	A	Providence	0	3				
								207	A	Sacred Heart	1	3				
								207	H	Sacred Heart	0	3				
								225	N	UC Riverside	0	3				
								235	A	Robert Morris	0	3				
								235	H	Robert Morris	0	3				
								261	A	Saint Francis (PA)	0	3				
								261	H	Saint Francis (PA)	1	3				
								283	N	Brown	0	3				
								292	A	Cal St. Fullerton	0	3				
								293	H	Rider	0	3				
								293	N	Rider	1	3				
								298	H	Quinnipiac	3	2				
								305	A	NJIT	1	3				
								LAST 10 GAMES				305	N	NJIT	0	3
												309	A	Holy Cross	0	3
												310	A	St. Francis Brooklyn	0	3
												310	H	St. Francis Brooklyn	3	0
317	A	Lafayette	1	3												
235 H Robert Morris				310	H	St. Francis Brooklyn	3	0								
				332	H	Manhattan	3	0								

Non-Div. I Games:

Fairleigh Dickinson

RPI	S	Opponent	Score	
332	N	Manhattan	3	1
333	A	Saint Peter's	3	0

Fairleigh Dickinson

F
a
i
r
l
e
i
g
h
D
i
c
k
i
n
s
o
n

F
a
i
r
l
e
i
g
h
D
i
c
k
i
n
s
o
n

Average RPI Win: 328		WON-LOST	WINNING	LAST 10	STRENGTH OF		OPP. STRENGTH	TEAM	ADJ	CONF.	ADJ CONF.
Average RPI Loss: 243		RECORD	PCT. RANK	GAMES	SCHEDULE		OF SCHEDULE	RPI	RPI	RPI	RPI
DIV. I ONLY		3- 25	.10714	327	2- 8		295	323	326	.32896	326
DIV. I NON-CONF.		0- 14	0	320	0- 1		206	299	318	.34451	318
TOTALS		RPI 1-25	RPI 26-50		W-L RECORDS		RPI 51-100		RPI 101-150		RPI 150+
3- 25	0- 0		0- 0		OVERALL		0- 1		0- 2		3- 22
1- 5	0- 0		0- 0		HOME		0- 0		0- 0		1- 5
2- 13	0- 0		0- 0		AWAY		0- 1		0- 1		2- 10
0- 7	0- 0		0- 0		NEUTRAL		0- 0		0- 0		0- 7
0- 14	0- 0		0- 0		NON-CONFERENCE		0- 1		0- 2		0- 11
0- 0	0- 0		0- 0		HOME		0- 0		0- 0		0- 0
0- 7	0- 0		0- 0		AWAY		0- 1		0- 2		0- 4
0- 7	0- 0		0- 0		NEUTRAL		0- 0		0- 0		0- 7
3- 11	0- 0		0- 0		CONFERENCE		0- 0		0- 0		3- 11
1- 5	0- 0		0- 0		HOME		0- 0		0- 0		1- 5
2- 6	0- 0		0- 0		AWAY		0- 0		0- 0		2- 6
0- 0	0- 0		0- 0		NEUTRAL		0- 0		0- 0		0- 0
RPI S	Opponent	Score	RPI S	Opponent	Score	RPI S	Opponent	Score	RPI S	Opponent	Score
						71 A	American	0 3	111 A	New Mexico St.	0 3
									132 A	UNCG	0 3
									154 N	Campbell	0 3
									192 N	UNC Asheville	2 3
									217 N	Winthrop	0 3
									220 N	Abilene Christian	0 3
									222 A	UMES	1 3
									222 A	UMES	1 3
									222 H	UMES	0 3
									231 N	Samford	0 3
									254 A	Howard	0 3
									254 H	Howard	0 3
									273 A	UTEP	0 3
									277 N	Presbyterian	0 3
									284 A	Morehead St.	0 3
									290 N	Youngstown St.	0 3
									293 A	Rider	0 3
									297 A	Hampton	1 3
									297 H	Hampton	2 3
									299 A	N.C. A&T	0 3
									305 A	NJIT	0 3
									315 A	Morgan St.	0 3
									315 H	Morgan St.	1 3
									323 A	Coppin St.	3 1
									323 H	Coppin St.	1 3
									330 A	Norfolk St.	3 1
									330 H	Norfolk St.	3 2
LAST 10 GAMES											
			222 H	UMES	0 3		330 A	Norfolk St.	3 1		
			297 A	Hampton	1 3		222 A	UMES	1 3		
			315 H	Morgan St.	1 3		315 A	Morgan St.	0 3		
			323 H	Coppin St.	1 3		323 A	Coppin St.	3 1		
			254 H	Howard	0 3		305 A	NJIT	0 3		

Non-Div. I Games:

Delaware St.

Average RPI Win: 330		WON-LOST RECORD		WINNING PCT. RANK		LAST 10 GAMES		STRENGTH OF SCHEDULE		OPP. STRENGTH OF SCHEDULE		TEAM RPI		ADJ RPI		CONF. RPI		ADJ CONF. RPI	
Average RPI Loss: 245		4- 19		.17391 312		4- 6		332		314		327		.30832 327		31		31	
DIV. I ONLY		0- 12		0 320		0- 1		302		263		330		.30359 329		31		31	
DIV. I NON-CONF.																			
TOTALS		RPI 1-25		RPI 26-50		W-L RECORDS		RPI 51-100		RPI 101-150		RPI 150+							
4- 19		0- 0		0- 0		OVERALL		0- 0		0- 0		4- 19							
2- 6		0- 0		0- 0		HOME		0- 0		0- 0		2- 6							
2- 7		0- 0		0- 0		AWAY		0- 0		0- 0		2- 7							
0- 6		0- 0		0- 0		NEUTRAL		0- 0		0- 0		0- 6							
0- 12		0- 0		0- 0		NON-CONFERENCE		0- 0		0- 0		0- 12							
0- 3		0- 0		0- 0		HOME		0- 0		0- 0		0- 3							
0- 4		0- 0		0- 0		AWAY		0- 0		0- 0		0- 4							
0- 5		0- 0		0- 0		NEUTRAL		0- 0		0- 0		0- 5							
4- 7		0- 0		0- 0		CONFERENCE		0- 0		0- 0		4- 7							
2- 3		0- 0		0- 0		HOME		0- 0		0- 0		2- 3							
2- 3		0- 0		0- 0		AWAY		0- 0		0- 0		2- 3							
0- 1		0- 0		0- 0		NEUTRAL		0- 0		0- 0		0- 1							
RPI	S	Opponent	Score	RPI	S	Opponent	Score	RPI	S	Opponent	Score	RPI	S	Opponent	Score	RPI	S	Opponent	Score
												154	A	Campbell	0	3			
												155	A	East Carolina	0	3			
												155	H	East Carolina	0	3			
												161	N	Wofford	0	3			
												163	A	Elon	1	3			
												163	H	Elon	0	3			
												244	A	Florida A&M	0	3			
												244	H	Florida A&M	0	3			
												260	N	USC Upstate	0	3			
												271	A	Bethune-Cookman	0	3			
												271	H	Bethune-Cookman	1	3			
												288	A	Gardner-Webb	2	3			
												288	H	Gardner-Webb	1	3			
												291	N	Charleston So.	1	3			
												299	A	N.C. A&T	0	3			
												299	H	N.C. A&T	2	3			
												307	N	The Citadel	1	3			
												314	N	Tennessee Tech	0	3			
												328	A	Savannah St.	3	0			
												328	H	Savannah St.	3	1			
												330	N	Norfolk St.	1	3			
												331	A	South Carolina St.	3	1			
												331	H	South Carolina St.	3	0			
				LAST 10 GAMES															
						271 H	Bethune-Cookman	1	3			328 A	Savannah St.	3	0				
						244 H	Florida A&M	0	3			271 A	Bethune-Cookman	0	3				
						331 A	South Carolina St.	3	1			244 A	Florida A&M	0	3				
						155 H	East Carolina	0	3			328 H	Savannah St.	3	1				
						299 A	N.C. A&T	0	3			331 H	South Carolina St.	3	0				

Non-Div. I Games:

N.C. Central

[illegible]

Non-Div. I Games:

Savannah St.

Average RPI Win:	327	WON-LOST RECORD	WINNING PCT. RANK	LAST 10 GAMES	STRENGTH OF SCHEDULE	OPP. STRENGTH OF SCHEDULE	TEAM RPI	ADJ RPI	CONF. RPI	ADJ CONF. RPI										
DIV. I ONLY		5- 24	.17241	313	3- 6	325	331	328	.28406	329	32	32								
DIV. I NON-CONF.		0- 11	0	320	0- 0	289	315	329	.30004	331	32	32								
<hr/>																				
TOTALS	RPI 1-25	RPI 26-50		W-L RECORDS		RPI 51-100		RPI 101-150		RPI 150+										
5- 24	0- 0	0- 0		OVERALL		0- 0		0- 2		5- 22										
1- 3	0- 0	0- 0		HOME		0- 0		0- 0		1- 3										
1- 8	0- 0	0- 0		AWAY		0- 0		0- 1		1- 7										
3- 13	0- 0	0- 0		NEUTRAL		0- 0		0- 1		3- 12										
<hr/>																				
0- 11	0- 0	0- 0		NON-CONFERENCE		0- 0		0- 2		0- 9										
0- 0	0- 0	0- 0		HOME		0- 0		0- 0		0- 0										
0- 4	0- 0	0- 0		AWAY		0- 0		0- 1		0- 3										
0- 7	0- 0	0- 0		NEUTRAL		0- 0		0- 1		0- 6										
<hr/>																				
5- 13	0- 0	0- 0		CONFERENCE		0- 0		0- 0		5- 13										
1- 3	0- 0	0- 0		HOME		0- 0		0- 0		1- 3										
1- 4	0- 0	0- 0		AWAY		0- 0		0- 0		1- 4										
3- 6	0- 0	0- 0		NEUTRAL		0- 0		0- 0		3- 6										
<hr/>																				
RPI	S	Opponent	Score	RPI	S	Opponent	Score	RPI	S	Opponent	Score									
								140	N	Houston Baptist	0	3								
								147	A	Louisiana	0	3								
								205	A	Alabama St.	0	3								
								205	H	Alabama St.	1	3								
								212	A	Jacksonville St.	0	3								
								212	N	Jacksonville St.	0	3								
								226	N	Western Caro.	0	3								
								249	A	UAB	0	3								
								270	N	New Orleans	0	3								
								299	N	N.C. A&T	0	3								
								302	A	Texas Southern	0	3								
								302	N	Texas Southern	0	3								
								308	N	La.-Monroe	0	3								
								311	A	Alabama A&M	0	3								
								311	H	Alabama A&M	1	3								
								313	A	Nicholls St.	0	3								
								313	N	Nicholls St.	1	3								
								319	N	Ark.-Pine Bluff	0	3								
								319	N	Ark.-Pine Bluff	0	3								
								320	N	Southern U.	3	1								
								320	N	Southern U.	1	3								
								LAST 10 GAMES								321	A	Jackson St.	2	3
								321 A Jackson St.				2	3	302 N Texas Southern	0	3	321 H Jackson St.	2	3	
								334 H Alcorn				3	0	320 N Southern U.	3	1	322 N Grambling	3	1	
								311 H Alabama A&M				1	3	324 N Prairie View	3	1	322 N Grambling	2	3	
								205 H Alabama St.				1	3	319 N Ark.-Pine Bluff	0	3	324 N Prairie View	3	1	
322 N Grambling				2	3	321 H Jackson St.	2	3	324 N Prairie View	1	3									
<hr/>																				
Non-Div. I Games:	Talladega	3	0	Ark.-Monticello	0	3	Ark.-Monticello	1	3	Dillard	3	0								
	Crowley's Ridge	3	0							Mississippi Val.										

RPI	S	Opponent	Score	
334	A	Alcorn	3	0
334	H	Alcorn	3	0

Mississippi Val.

M
i
s
s
i
s
s
i
p
p
i
V
a
l
.

M
i
s
s
i
s
s
i
p
p
i
V
a
l
.

Average RPI Win:	324	WON-LOST RECORD	WINNING PCT. RANK	LAST 10 GAMES		STRENGTH OF SCHEDULE	OPP. STRENGTH OF SCHEDULE	TEAM RPI	ADJ RPI	CONF. RPI	ADJ CONF. RPI
Average RPI Loss:	269										
DIV. I ONLY		3- 23	.11538 325	0- 10		333	324	330	.27842 330	31	31
DIV. I NON-CONF.		1- 9	.1 311	0- 1		287	297	319	.34178 319	31	31
TOTALS	RPI 1-25		RPI 26-50	W-L RECORDS		RPI 51-100			RPI 101-150		RPI 150+
3- 23	0- 0		0- 0	OVERALL		0- 0			0- 0		3- 23
1- 6	0- 0		0- 0	HOME		0- 0			0- 0		1- 6
1- 10	0- 0		0- 0	AWAY		0- 0			0- 0		1- 10
1- 7	0- 0		0- 0	NEUTRAL		0- 0			0- 0		1- 7
1- 9	0- 0		0- 0	NON-CONFERENCE		0- 0			0- 0		1- 9
0- 0	0- 0		0- 0	HOME		0- 0			0- 0		0- 0
1- 4	0- 0		0- 0	AWAY		0- 0			0- 0		1- 4
0- 5	0- 0		0- 0	NEUTRAL		0- 0			0- 0		0- 5
2- 14	0- 0		0- 0	CONFERENCE		0- 0			0- 0		2- 14
1- 6	0- 0		0- 0	HOME		0- 0			0- 0		1- 6
0- 6	0- 0		0- 0	AWAY		0- 0			0- 0		0- 6
1- 2	0- 0		0- 0	NEUTRAL		0- 0			0- 0		1- 2
RPI S Opponent Score		RPI S Opponent Score		RPI S Opponent Score		RPI S Opponent Score		RPI S Opponent Score			
								153 N Central Conn. St.	0	3	
								163 A Elon	0	3	
								168 A Lehigh	0	3	
								222 A UMES	0	3	
								222 H UMES	0	3	
								232 N Bucknell	1	3	
								254 A Howard	0	3	
								254 H Howard	1	3	
								261 A Saint Francis (PA)	0	3	
								261 N Saint Francis (PA)	0	3	
								278 A William & Mary	0	3	
								284 N Morehead St.	0	3	
								291 N Charleston So.	1	3	
								297 A Hampton	2	3	
								297 H Hampton	0	3	
								299 N N.C. A&T	0	3	
								315 A Morgan St.	0	3	
								315 H Morgan St.	2	3	
								317 A Lafayette	3	1	
								323 A Coppin St.	1	3	
								323 H Coppin St.	1	3	
								326 A Delaware St.	2	3	
				LAST 10 GAMES				326 A Delaware St.	2	3	
				297 A Hampton	2	3		326 H Delaware St.	1	3	
				222 H UMES	0	3		297 H Hampton	0	3	
				254 H Howard	1	3		254 A Howard	0	3	
				315 A Morgan St.	0	3		278 A William & Mary	0	3	
				323 A Coppin St.	1	3		326 A Delaware St.	2	3	
								326 H Delaware St.	1	3	
								327 N N.C. Central	3	1	
								328 H Savannah St.	3	2	
								331 N South Carolina St.	2	3	

Non-Div. I Games:

Norfolk St.

Average RPI Win:		330	WON-LOST RECORD		WINNING PCT. RANK		LAST 10 GAMES		STRENGTH OF SCHEDULE		OPP. STRENGTH OF SCHEDULE		TEAM RPI		ADJ RPI		CONF. RPI		ADJ CONF. RPI				
Average RPI Loss:		265																					
DIV. I ONLY			1- 26		.03704 332		0- 10		322		325		332		.27472 331		31		31				
DIV. I NON-CONF.			0- 14		0 320		0- 2		305		306		331		.30063 330		31		31				
TOTALS		RPI 1-25		RPI 26-50		W-L RECORDS		RPI 51-100		RPI 101-150		RPI 150+											
1- 26		0- 0		0- 0		OVERALL		0- 1		0- 0		1- 25											
0- 7		0- 0		0- 0		HOME		0- 1		0- 0		0- 6											
0- 13		0- 0		0- 0		AWAY		0- 0		0- 0		0- 13											
1- 6		0- 0		0- 0		NEUTRAL		0- 0		0- 0		1- 6											
0- 14		0- 0		0- 0		NON-CONFERENCE		0- 1		0- 0		0- 13											
0- 2		0- 0		0- 0		HOME		0- 1		0- 0		0- 1											
0- 7		0- 0		0- 0		AWAY		0- 0		0- 0		0- 7											
0- 5		0- 0		0- 0		NEUTRAL		0- 0		0- 0		0- 5											
1- 12		0- 0		0- 0		CONFERENCE		0- 0		0- 0		1- 12											
0- 5		0- 0		0- 0		HOME		0- 0		0- 0		0- 5											
0- 6		0- 0		0- 0		AWAY		0- 0		0- 0		0- 6											
1- 1		0- 0		0- 0		NEUTRAL		0- 0		0- 0		1- 1											
RPI	S	Opponent		Score		RPI	S	Opponent		Score		RPI	S	Opponent		Score		RPI	S	Opponent		Score	
								52	H	Col. of Charleston	0 3			161	N	Wofford	0 3			180	A	Charlotte	0 3
														217	H	Winthrop	1 3			222	N	UMES	0 3
														244	A	Florida A&M	0 3			244	H	Florida A&M	0 3
														255	N	Davidson	0 3			263	A	Georgia St.	0 3
														271	A	Bethune-Cookman	0 3			271	H	Bethune-Cookman	0 3
														277	A	Presbyterian	0 3			280	N	Middle Tenn.	0 3
														282	N	Troy	0 3			284	A	Morehead St.	0 3
														291	A	Charleston So.	0 3			295	N	Southern Utah	0 3
														297	A	Hampton	0 3			299	A	N.C. A&T	0 3
														299	H	N.C. A&T	0 3			300	A	Ga. Southern	0 3
														307	A	The Citadel	0 3			327	A	N.C. Central	0 3
														327	H	N.C. Central	1 3			328	A	Savannah St.	2 3
														328	H	Savannah St.	2 3			328	H	Savannah St.	2 3
														307	A	The Citadel	0 3			330	N	Norfolk St.	3 2
														299	A	N.C. A&T	0 3						
														327	A	N.C. Central	0 3						
														244	A	Florida A&M	0 3						
														299	H	N.C. A&T	0 3						
														327	H	N.C. Central	1 3						

Non-Div. I Games:

South Carolina St.

Average RPI Win: 333		WON-LOST	WINNING	LAST 10	STRENGTH OF		OPP. STRENGTH	TEAM	ADJ	CONF.	ADJ CONF.
Average RPI Loss: 269		RECORD	PCT. RANK	GAMES	SCHEDULE		OF SCHEDULE	RPI	RPI	RPI	RPI
DIV. I ONLY		2- 29	.06452	331	1- 9		326	319	331	.26762	332
DIV. I NON-CONF.		0- 13	0	320	0- 1		331	320	334	.24179	334
TOTALS		RPI 1-25	RPI 26-50		W-L RECORDS		RPI 51-100		RPI 101-150		RPI 150+
2- 29	0- 0	0- 0		OVERALL		0- 0		0- 0		2- 29	
1- 10	0- 0	0- 0		HOME		0- 0		0- 0		1- 10	
1- 13	0- 0	0- 0		AWAY		0- 0		0- 0		1- 13	
0- 6	0- 0	0- 0		NEUTRAL		0- 0		0- 0		0- 6	
0- 13	0- 0	0- 0		NON-CONFERENCE		0- 0		0- 0		0- 13	
0- 2	0- 0	0- 0		HOME		0- 0		0- 0		0- 2	
0- 5	0- 0	0- 0		AWAY		0- 0		0- 0		0- 5	
0- 6	0- 0	0- 0		NEUTRAL		0- 0		0- 0		0- 6	
2- 16	0- 0	0- 0		CONFERENCE		0- 0		0- 0		2- 16	
1- 8	0- 0	0- 0		HOME		0- 0		0- 0		1- 8	
1- 8	0- 0	0- 0		AWAY		0- 0		0- 0		1- 8	
0- 0	0- 0	0- 0		NEUTRAL		0- 0		0- 0		0- 0	
RPI S	Opponent	Score	RPI S	Opponent	Score	RPI S	Opponent	Score	RPI S	Opponent	Score
									157 A	Fairfield	0 3
									157 H	Fairfield	0 3
									166 A	Bryant	0 3
									182 N	Stony Brook	0 3
									194 A	Niagara	0 3
									194 H	Niagara	0 3
									247 H	Fordham	0 3
									256 A	Marist	0 3
									256 H	Marist	1 3
									269 N	Evansville	0 3
									281 A	Iona	0 3
									281 H	Iona	0 3
									283 N	Brown	0 3
									283 N	Brown	0 3
									289 A	Western Ill.	2 3
									293 A	Rider	1 3
									293 H	Rider	0 3
									296 N	Chicago St.	0 3
									298 A	Quinnipiac	1 3
									298 H	Quinnipiac	0 3
									304 A	Canisius	0 3
									304 H	Canisius	1 3
									305 H	NJIT	1 3
									309 A	Holy Cross	0 3
									310 A	St. Francis Brooklyn	1 3
									316 A	Siena	2 3
									316 H	Siena	1 3
LAST 10 GAMES											
			256 H	Marist	1 3		194 A	Niagara	0 3		
			316 H	Siena	1 3		304 A	Canisius	0 3		
			293 A	Rider	1 3		298 A	Quinnipiac	1 3		
			281 H	Iona	0 3		157 A	Fairfield	0 3		
			333 A	Saint Peter's	3 1		325 A	Fairleigh Dickinson	0 3		

Non-Div. I Games:

Manhattan

RPI	S	Opponent	Score	
325	A	Fairleigh Dickinson	0	3
325	N	Fairleigh Dickinson	1	3
333	A	Saint Peter's	3	1
333	H	Saint Peter's	3	0

Manhattan

M
a
n
h
a
t
t
a
n

M
a
n
h
a
t
t
a
n

Average RPI Win: 0		WON-LOST RECORD		WINNING PCT. RANK		LAST 10 GAMES		STRENGTH OF SCHEDULE		OPP. STRENGTH OF SCHEDULE		TEAM RPI		ADJ RPI		CONF. RPI		ADJ CONF. RPI	
Average RPI Loss: 274																			
DIV. I ONLY		0- 30		0 333		0- 10		317		327		333		.25286 333		30		30	
DIV. I NON-CONF.		0- 12		0 320		0- 1		326		333		333		.25708 333		30		30	
TOTALS		RPI 1-25		RPI 26-50		W-L RECORDS		RPI 51-100		RPI 101-150		RPI 150+							
0- 30		0- 0		0- 0		OVERALL		0- 0		0- 0		0- 30							
0- 12		0- 0		0- 0		HOME		0- 0		0- 0		0- 12							
0- 14		0- 0		0- 0		AWAY		0- 0		0- 0		0- 14							
0- 4		0- 0		0- 0		NEUTRAL		0- 0		0- 0		0- 4							
0- 12		0- 0		0- 0		NON-CONFERENCE		0- 0		0- 0		0- 12							
0- 3		0- 0		0- 0		HOME		0- 0		0- 0		0- 3							
0- 5		0- 0		0- 0		AWAY		0- 0		0- 0		0- 5							
0- 4		0- 0		0- 0		NEUTRAL		0- 0		0- 0		0- 4							
0- 18		0- 0		0- 0		CONFERENCE		0- 0		0- 0		0- 18							
0- 9		0- 0		0- 0		HOME		0- 0		0- 0		0- 9							
0- 9		0- 0		0- 0		AWAY		0- 0		0- 0		0- 9							
0- 0		0- 0		0- 0		NEUTRAL		0- 0		0- 0		0- 0							
RPI S	Opponent	Score		RPI S	Opponent	Score		RPI S	Opponent	Score		RPI S	Opponent	Score					
												157 A	Fairfield	0		3			
												157 H	Fairfield	0		3			
												168 A	Lehigh	0		3			
												194 A	Niagara	0		3			
												194 H	Niagara	0		3			
												222 N	UMES	1		3			
												232 A	Bucknell	0		3			
												247 A	Fordham	0		3			
												256 A	Marist	0		3			
												256 H	Marist	0		3			
												281 A	Iona	0		3			
												281 H	Iona	0		3			
												293 A	Rider	0		3			
												293 H	Rider	0		3			
												298 A	Quinnipiac	0		3			
												298 H	Quinnipiac	0		3			
												304 A	Canisius	0		3			
												304 H	Canisius	0		3			
												305 A	NJIT	0		3			
												305 H	NJIT	0		3			
												305 N	NJIT	1		3			
												306 N	UMass Lowell	0		3			
												310 A	St. Francis Brooklyn	0		3			
												310 H	St. Francis Brooklyn	0		3			
												316 A	Siena	1		3			
												316 H	Siena	2		3			
												317 N	Lafayette	0		3			
				LAST 10 GAMES															
												293 A	Rider	0		3			
												298 H	Quinnipiac	0		3			
												157 H	Fairfield	0		3			
												332 H	Manhattan	1		3			
												256 A	Marist	0		3			

Non-Div. I Games:

Saint Peter's

RPI	S	Opponent	Score	
325	H	Fairleigh Dickinson	0	3
332	A	Manhattan	0	3
332	H	Manhattan	1	3

Saint Peter's

S
a
i
n
t
P
e
t
e
r
'
s

S
a
i
n
t
P
e
t
e
r
'
s

Average RPI Win:	0	WON-LOST	WINNING	LAST 10	STRENGTH OF	OPP. STRENGTH	TEAM	ADJ	CONF.	ADJ CONF.	
Average RPI Loss:	286	RECORD	PCT. RANK	GAMES	SCHEDULE	OF SCHEDULE	RPI	RPI	RPI	RPI	
DIV. I ONLY		0- 30	0 333	0- 9	328	330	334	.21076	334	32	32
DIV. I NON-CONF.		0- 12	0 320	0- 0	296	318	331	.27853	332	32	32

TOTALS	RPI 1-25	RPI 26-50	W-L RECORDS	RPI 51-100	RPI 101-150	RPI 150+
0-30	0-0	0-0	OVERALL	0-0	0-0	0-30
0-6	0-0	0-0	HOME	0-0	0-0	0-6
0-9	0-0	0-0	AWAY	0-0	0-0	0-9
0-15	0-0	0-0	NEUTRAL	0-0	0-0	0-15
0-12	0-0	0-0	NON-CONFERENCE	0-0	0-0	0-12
0-2	0-0	0-0	HOME	0-0	0-0	0-2
0-4	0-0	0-0	AWAY	0-0	0-0	0-4
0-6	0-0	0-0	NEUTRAL	0-0	0-0	0-6
0-18	0-0	0-0	CONFERENCE	0-0	0-0	0-18
0-4	0-0	0-0	HOME	0-0	0-0	0-4
0-5	0-0	0-0	AWAY	0-0	0-0	0-5
0-9	0-0	0-0	NEUTRAL	0-0	0-0	0-9

RPI	S	Opponent	Score	RPI	S	Opponent	Score	RPI	S	Opponent	Score
								205	A	Alabama St.	0 3
								205	H	Alabama St.	0 3
								212	A	Jacksonville St.	0 3
								212	H	Jacksonville St.	1 3
								227	A	Northwestern St.	0 3
								227	H	Northwestern St.	0 3
								247	N	Fordham	0 3
								262	A	Tennessee St.	0 3
								266	N	Southeast Mo. St.	0 3
								270	A	New Orleans	0 3
								270	N	New Orleans	0 3
								274	N	FIU	0 3
								299	N	N.C. A&T	0 3
								302	A	Texas Southern	0 3
								302	N	Texas Southern	0 3
								308	N	La.-Monroe	0 3
								311	A	Alabama A&M	0 3
								311	H	Alabama A&M	0 3
								319	N	Ark.-Pine Bluff	0 3
								319	N	Ark.-Pine Bluff	0 3
								320	N	Southern U.	0 3
								320	N	Southern U.	1 3
								321	A	Jackson St.	0 3
								321	H	Jackson St.	0 3
								322	N	Grambling	1 3
								322	N	Grambling	0 3
								324	N	Prairie View	0 3
								324	N	Prairie View	0 3
								329	A	Mississippi Val.	0 3
								329	N	Grambling	1 3
								319	N	Ark.-Pine Bluff	0 3
								302	N	Texas Southern	0 3
								320	N	Southern U.	1 3
								329	H	Mississippi Val.	0 3

Non-Div. I Games:	Concordia (AL)	3	0	Wiley	2	3	Mississippi Col.	3	1	William Carey	1	3
	North Ala.	0	3	Williams Baptist	2	3	Tougaloo	1	3	William Carey	0	3

Non-Div. I Games:

Millsaps

1

3

Williams Baptist

0

3

Loyola (LA)

1

3

RPI	S	Opponent	Score
324	N	Prairie View	1 3
329	A	Mississippi Val.	0 3
329	H	Mississippi Val.	0 3

Alcorn