

Average RPI Win:		48	WON-LOST RECORD		WINNING PCT. RANK		LAST 10 GAMES		STRENGTH OF SCHEDULE		OPP. STRENGTH OF SCHEDULE		TEAM RPI		ADJ RPI		CONF. RPI		ADJ CONF. RPI	
DIV. I ONLY			22- 1		.95652 4		10-0		3		1		1		.7704 1		2		1	
DIV. I NON-CONF.			8- 1		.88889 19		0		3		6		1		.76641 1		1		1	
TOTALS		RPI 1-25		RPI 26-50		W-L RECORDS		RPI 51-100		RPI 101-150		RPI 150+								
22- 1		9- 1		8- 0		OVERALL		1- 0		3- 0		1- 0								
10- 0		6- 0		4- 0		HOME		0- 0		0- 0		0- 0								
10- 1		3- 1		3- 0		AWAY		1- 0		2- 0		1- 0								
2- 0		0- 0		1- 0		NEUTRAL		0- 0		1- 0		0- 0								
8- 1		4- 1		1- 0		NON-CONFERENCE		0- 0		2- 0		1- 0								
3- 0		3- 0		0- 0		HOME		0- 0		0- 0		0- 0								
3- 1		1- 1		0- 0		AWAY		0- 0		1- 0		1- 0								
2- 0		0- 0		1- 0		NEUTRAL		0- 0		1- 0		0- 0								
14- 0		5- 0		7- 0		CONFERENCE		1- 0		1- 0		0- 0								
7- 0		3- 0		4- 0		HOME		0- 0		0- 0		0- 0								
7- 0		2- 0		3- 0		AWAY		1- 0		1- 0		0- 0								
0- 0		0- 0		0- 0		NEUTRAL		0- 0		0- 0		0- 0								
RPI	S	Opponent		Score		RPI	S	Opponent		Score		RPI	S	Opponent		Score				
3	A	BYU		2	3	27	A	UCLA		3	0	90	A	Cal i forni a		3	0			
4	H	Minnesota		3	1	27	H	UCLA		3	0			103 A Ameri can		3	0			
5	A	Texas		3	1	39	H	Ari zona		3	1			129 N West Vi rgin i a		3	0			
5	H	Texas		3	0	43	A	Utah		3	1			140 A Oregon St.		3	1			
6	A	Southern Cal i forni a		3	0	43	H	Utah		3	0			178 A Howard		3	0			
6	H	Southern Cal i forni a		3	0	45	N	Wichi ta St.		3	0									
10	H	Washington St.		3	0	50	A	Col orado		3	0									
17	H	Penn St.		3	0	50	H	Col orado		3	2									
20	A	Oregon		3	1															
24	H	Washi ngton		3	0															
						LAST 10 GAMES														
						43 H Utah 3 0						140 A Oregon St. 3 1								
						50 H Col orado 3 2						24 H Washington 3 0								
						27 A UCLA 3 0						10 H Washington St. 3 0								
						6 A Southern Cal i forni a 3 0						50 A Col orado 3 0								
						20 A Oregon 3 1						43 A Utah 3 1								

Non-Div. I Games:

Stanford

Average RPI Win:		62	WON-LOST RECORD		WINNING PCT. RANK		LAST 10 GAMES		STRENGTH OF SCHEDULE		OPP. STRENGTH OF SCHEDULE		TEAM RPI		ADJ RPI		CONF. RPI		ADJ CONF. RPI	
DIV. I ONLY			22- 3		.88 8		8-2		5		9		2		.72791 2		1		2	
DIV. I NON-CONF.			11- 0		1 1		0		10		33		3		.73356 5		2		2	
TOTALS		RPI 1-25		RPI 26-50		W-L RECORDS		RPI 51-100		RPI 101-150		RPI 150+								
22- 3		7- 3		2- 0		OVERALL		8- 0		5- 0		0- 0								
8- 2		3- 2		0- 0		HOME		4- 0		1- 0		0- 0								
10- 1		4- 1		1- 0		AWAY		3- 0		2- 0		0- 0								
4- 0		0- 0		1- 0		NEUTRAL		1- 0		2- 0		0- 0								
11- 0		3- 0		2- 0		NON-CONFERENCE		1- 0		5- 0		0- 0								
3- 0		2- 0		0- 0		HOME		0- 0		1- 0		0- 0								
4- 0		1- 0		1- 0		AWAY		0- 0		2- 0		0- 0								
4- 0		0- 0		1- 0		NEUTRAL		1- 0		2- 0		0- 0								
11- 3		4- 3		0- 0		CONFERENCE		7- 0		0- 0		0- 0								
5- 2		1- 2		0- 0		HOME		4- 0		0- 0		0- 0								
6- 1		3- 1		0- 0		AWAY		3- 0		0- 0		0- 0								
0- 0		0- 0		0- 0		NEUTRAL		0- 0		0- 0		0- 0								
RPI	S	Opponent		Score		RPI	S	Opponent		Score		RPI	S	Opponent		Score				
4	A	Minnesota		0 3		38	A	Colorado St.		3 2		56	H	Northwestern		3 0				
7	A	Wisconsi n		3 1		50	N	Colorado		3 0		57	A	Indiana		3 2				
7	H	Wisconsi n		1 3								65	A	Maryl and		3 0				
12	A	Purdue		3 1								65	H	Maryl and		3 0				
13	H	Mi chi gan		3 2								71	A	Ohio St.		3 1				
14	A	Nebraska		3 1								73	H	Iowa		3 0				
14	H	Nebraska		1 3								79	H	Mi chi gan St.		3 0				
15	H	UNI		3 0								80	N	UC I rvi ne		3 0				
16	H	Crei ghton		3 1																
24	A	Washi ngton		3 1																
						LAST 10 GAMES														
						65 A Maryl and 3 0						13 H Mi chi gan 3 2								
						71 A Ohi o St. 3 1						7 A Wi sconsi n 3 1								
						14 A Nebraska 3 1						4 A Mi nnesota 0 3								
						65 H Maryl and 3 0						56 H Northwestern 3 0								
						79 H Mi chi gan St. 3 0						7 H Wi sconsi n 1 3								

Non-Div. I Games:

Illinois

Average RPI Win:		77	WON-LOST RECORD		WINNING PCT. RANK		LAST 10 GAMES		STRENGTH OF SCHEDULE		OPP. STRENGTH OF SCHEDULE		TEAM RPI		ADJ RPI		CONF. RPI		ADJ CONF. RPI								
DIV. I ONLY			23- 0		1 1		10-0		19		20		3		.7262		3 5		5								
DIV. I NON-CONF.			10- 0		1 1		0		9		3		2		.7592		2 5		5								
TOTALS		RPI 1-25		RPI 26-50		W-L RECORDS		RPI 51-100		RPI 101-150		RPI 150+															
23- 0		3- 0		8- 0		OVERALL		5- 0		3- 0		4- 0															
11- 0		1- 0		4- 0		HOME		3- 0		2- 0		1- 0															
10- 0		1- 0		3- 0		AWAY		2- 0		1- 0		3- 0															
2- 0		1- 0		1- 0		NEUTRAL		0- 0		0- 0		0- 0															
10- 0		3- 0		5- 0		NON-CONFERENCE		0- 0		2- 0		0- 0															
4- 0		1- 0		2- 0		HOME		0- 0		1- 0		0- 0															
4- 0		1- 0		2- 0		AWAY		0- 0		1- 0		0- 0															
2- 0		1- 0		1- 0		NEUTRAL		0- 0		0- 0		0- 0															
13- 0		0- 0		3- 0		CONFERENCE		5- 0		1- 0		4- 0															
7- 0		0- 0		2- 0		HOME		3- 0		1- 0		1- 0															
6- 0		0- 0		1- 0		AWAY		2- 0		0- 0		3- 0															
0- 0		0- 0		0- 0		NEUTRAL		0- 0		0- 0		0- 0															
RPI	S	Opponent		Score		RPI	S	Opponent		Score		RPI	S	Opponent		Score		RPI	S	Opponent		Score					
1	H	Stanford		3	2	33	N	Syracuse		3	0	54	A	Pepperdi ne		3	0	129	H	West Vi rgi ni a		3	0				
6	N	Southern Cali forni a		3	0	40	A	San Di ego		3	1	54	H	Pepperdi ne		3	0	133	A	Weber St.		3	0				
18	A	Marquette		3	1	40	H	San Di ego		3	1	59	A	Portl and		3	0	142	H	Paci fi c		3	0				
						41	A	Duke		3	1	59	H	Portl and		3	0	165	A	Gonzaga		3	0				
						41	A	Duke		3	0	63	H	Loyol a Marymount		3	0	165	H	Gonzaga		3	0				
						42	H	Saint Mary' s (CA)		3	0							181	A	San Franci sco		3	0				
						43	H	Utah		3	0							224	A	Santa Cl ara		3	0				
						45	H	Wi chi ta St.		3	0																
						LAST 10 GAMES																					
						40 H San Di ego						3	1	224 A Santa Cl ara						3	0						
						165 A Gonzaga						3	0	181 A San Franci sco						3	0						
						59 A Portl and						3	0	40 A San Di ego						3	1						
						54 H Pepperdi ne						3	0	59 H Portl and						3	0						
						63 H Loyol a Marymount						3	0	165 H Gonzaga						3	0						

Non-Div. I Games:

BYU

Average RPI Win:		78	WON-LOST RECORD		20-2	.90909	7	LAST 10 GAMES		10-0	STRENGTH OF SCHEDULE		9	OPP. STRENGTH OF SCHEDULE		5	TEAM RPI		4	ADJ RPI		.71824	4	CONF. RPI		1	ADJ CONF. RPI		2
Average RPI Loss:		11			6-2	.75	44			0			105			29			48			.5954	49			2			2
DIV. I ONLY																													
DIV. I NON-CONF.																													
TOTALS		RPI 1-25		RPI 26-50		W-L RECORDS		RPI 51-100		RPI 101-150		RPI 150+																	
20-2		7-2		1-0		OVERALL		8-0		0-0		4-0																	
12-0		4-0		0-0		HOME		5-0		0-0		3-0																	
6-1		3-1		0-0		AWAY		3-0		0-0		0-0																	
2-1		0-1		1-0		NEUTRAL		0-0		0-0		1-0																	
6-2		0-2		1-0		NON-CONFERENCE		1-0		0-0		4-0																	
4-0		0-0		0-0		HOME		1-0		0-0		3-0																	
0-1		0-1		0-0		AWAY		0-0		0-0		0-0																	
2-1		0-1		1-0		NEUTRAL		0-0		0-0		1-0																	
14-0		7-0		0-0		CONFERENCE		7-0		0-0		0-0																	
8-0		4-0		0-0		HOME		4-0		0-0		0-0																	
6-0		3-0		0-0		AWAY		3-0		0-0		0-0																	
0-0		0-0		0-0		NEUTRAL		0-0		0-0		0-0																	
RPI	S	Opponent		Score		RPI	S	Opponent		Score		RPI	S	Opponent		Score		RPI	S	Opponent		Score							
1	A	Stanford		1	3	32	N	Florida St.		3	0	56	A	Northwestern		3	0	156	H	Green Bay		3	0						
2	H	Illinois		3	0							56	H	Northwestern		3	0	171	N	North Carolina		3	1						
7	A	Wisconsin		3	1							57	A	Indiana		3	0	261	H	North Dakota St.		3	0						
7	H	Wisconsin		3	0							65	H	Maryland		3	0	295	H	Ga. Southern		3	0						
13	A	Michigan		3	0							73	H	Iowa		3	0												
14	A	Nebraska		3	1							79	A	Michigan St.		3	0												
14	H	Nebraska		3	1							79	H	Michigan St.		3	2												
17	H	Penn St.		3	0							100	H	Arkansas		3	0												
20	N	Oregon		1	3																								
LAST 10 GAMES																													
79	H	Michigan St.		3	2	73	H	Iowa		3	0																		
7	A	Wisconsin		3	1	56	H	Northwestern		3	0																		
13	A	Michigan		3	0	2	H	Illinois		3	0																		
79	A	Michigan St.		3	0	14	A	Nebraska		3	1																		
14	H	Nebraska		3	1	56	A	Northwestern		3	0																		

Non-Div. I Games:

Minnesota

Average RPI Win: 58		WON-LOST	WINNING	LAST 10	STRENGTH OF		OPP. STRENGTH	TEAM	ADJ	CONF.	ADJ CONF.
Average RPI Loss: 10		RECORD	PCT. RANK	GAMES	SCHEDULE		OF SCHEDULE	RPI	RPI	RPI	RPI
DIV. I ONLY		15- 4	.78947	27	2		3	5	.7101	5	3
DIV. I NON-CONF.		5- 3	.625	118	1		1	4	.73531	4	3
TOTALS		RPI 1-25	RPI 26-50		W-L RECORDS		RPI 51-100		RPI 101-150		RPI 150+
15- 4		5- 3	0- 1		OVERALL		9- 0		1- 0		0- 0
7- 1		3- 1	0- 0		HOME		4- 0		0- 0		0- 0
5- 3		0- 2	0- 1		AWAY		4- 0		1- 0		0- 0
3- 0		2- 0	0- 0		NEUTRAL		1- 0		0- 0		0- 0
5- 3		4- 3	0- 0		NON-CONFERENCE		1- 0		0- 0		0- 0
2- 1		2- 1	0- 0		HOME		0- 0		0- 0		0- 0
0- 2		0- 2	0- 0		AWAY		0- 0		0- 0		0- 0
3- 0		2- 0	0- 0		NEUTRAL		1- 0		0- 0		0- 0
10- 1		1- 0	0- 1		CONFERENCE		8- 0		1- 0		0- 0
5- 0		1- 0	0- 0		HOME		4- 0		0- 0		0- 0
5- 1		0- 0	0- 1		AWAY		4- 0		1- 0		0- 0
0- 0		0- 0	0- 0		NEUTRAL		0- 0		0- 0		0- 0
RPI S	Opponent	Score		RPI S	Opponent	Score		RPI S	Opponent	Score	
1 A	Stanford	0	3	29 A	Kansas	1	3	58 A	Kansas St.	3	2
1 H	Stanford	1	3					62 H	Texas Tech	3	0
7 A	Wisconsin	1	3					66 N	High Point	3	0
8 H	Kentucky	3	1					74 A	Iowa St.	3	0
19 H	Baylor	3	0					74 H	Iowa St.	3	0
20 N	Oregon	3	1					76 A	TCU	3	2
21 N	Florida	3	2					76 H	TCU	3	1
25 H	Texas St.	3	0					84 A	Oklahoma	3	2
								84 H	Oklahoma	3	0
				LAST 10 GAMES							
				76 H	TCU	3	1	29 A	Kansas	1	3
				84 H	Oklahoma	3	0	74 H	Iowa St.	3	0
				74 A	Iowa St.	3	0	76 A	TCU	3	2
				62 H	Texas Tech	3	0	129 A	West Virginia	3	0
				84 A	Oklahoma	3	2	19 H	Baylor	3	0

Non-Div. I Games:

Texas

Average RPI Win:		58	WON-LOST		WINNING		LAST 10		STRENGTH OF		OPP. STRENGTH		TEAM	ADJ	CONF.	ADJ CONF.								
Average RPI Loss:		9	RECORD		PCT. RANK		GAMES		SCHEDULE		OF SCHEDULE		RPI	RPI	RPI	RPI								
DIV. I ONLY			18- 7		.72		47		7-3		1		4		6		.70868		6		2		1	
DIV. I NON-CONF.			8- 3		.72727		57		0		2		7		5		.73671		3		1		1	
TOTALS		RPI 1-25		RPI 26-50				W-L RECORDS				RPI 51-100				RPI 101-150				RPI 150+				
18- 7		6- 7		6- 0				OVERALL				3- 0				2- 0				1- 0				
8- 2		3- 2		2- 0				HOME				2- 0				1- 0				0- 0				
7- 3		3- 3		2- 0				AWAY				1- 0				1- 0				0- 0				
3- 2		0- 2		2- 0				NEUTRAL				0- 0				0- 0				1- 0				
8- 3		4- 3		3- 0				NON-CONFERENCE				0- 0				0- 0				1- 0				
3- 0		3- 0		0- 0				HOME				0- 0				0- 0				0- 0				
2- 1		1- 1		1- 0				AWAY				0- 0				0- 0				0- 0				
3- 2		0- 2		2- 0				NEUTRAL				0- 0				0- 0				1- 0				
10- 4		2- 4		3- 0				CONFERENCE				3- 0				2- 0				0- 0				
5- 2		0- 2		2- 0				HOME				2- 0				1- 0				0- 0				
5- 2		2- 2		1- 0				AWAY				1- 0				1- 0				0- 0				
0- 0		0- 0		0- 0				NEUTRAL				0- 0				0- 0				0- 0				
RPI	S	Opponent		Score		RPI	S	Opponent		Score		RPI	S	Opponent		Score		RPI	S	Opponent		Score		
1	A	Stanford		0 3		27	H	UCLA		3 0		77	H	Ari zona St.		3 2		140	A	Oregon St.		3 0		
1	H	Stanford		0 3		33	N	Syracuse		3 2		90	A	Cal i forn i a		3 1		140	H	Oregon St.		3 0		
3	N	BYU		0 3		36	N	Loui sville		3 0		90	H	Cal i forn i a		3 1		177	N	Loui si ana		3 0		
8	H	Kentucky		3 1		39	H	Ari zona		3 1														
10	A	Washi ngton St.		2 3		40	A	San Di ego		3 0														
11	N	UCF		1 3		50	A	Col orado		3 2														
15	H	UNI		3 0																				
16	H	Crei ghton		3 2																				
18	A	Marquette		2 3																				
20	A	Oregon		3 0																				
20	H	Oregon		0 3																				
21	A	Fl ori da		3 1																				
24	A	Washi ngton		3 1																				
						LAST 10 GAMES																		
						140 A Oregon St.						3 0		24 A Washi ngton						3 1				
						20 A Oregon						3 0		39 H Ari zona						3 1				
						90 H Cal i forn i a						3 1		77 H Ari zona St.						3 2				
						1 H Stanford						0 3		20 H Oregon						0 3				
						10 A Washi ngton St.						2 3		140 H Oregon St.						3 0				

Non-Div. I Games:

Southern California

Average RPI Win:		62	WON-LOST RECORD		WINNING PCT. RANK		LAST 10 GAMES		STRENGTH OF SCHEDULE		OPP. STRENGTH OF SCHEDULE		TEAM RPI		ADJ RPI		CONF. RPI		ADJ CONF. RPI					
DIV. I ONLY			16- 6		.72727		46		6-4		4		2		8		.69864		7		1		2	
DIV. I NON-CONF.			7- 1		.875		21		0		11		9		7		.71182		7		2		2	
TOTALS		RPI 1-25		RPI 26-50		W-L RECORDS		RPI 51-100		RPI 101-150		RPI 150+												
16- 6		6- 5		2- 0		OVERALL		5- 1		1- 0		2- 0												
7- 3		2- 3		0- 0		HOME		4- 0		0- 0		1- 0												
6- 3		4- 2		0- 0		AWAY		1- 1		1- 0		0- 0												
3- 0		0- 0		2- 0		NEUTRAL		0- 0		0- 0		1- 0												
7- 1		2- 1		2- 0		NON-CONFERENCE		1- 0		1- 0		1- 0												
2- 0		1- 0		0- 0		HOME		1- 0		0- 0		0- 0												
2- 1		1- 1		0- 0		AWAY		0- 0		1- 0		0- 0												
3- 0		0- 0		2- 0		NEUTRAL		0- 0		0- 0		1- 0												
9- 5		4- 4		0- 0		CONFERENCE		4- 1		0- 0		1- 0												
5- 3		1- 3		0- 0		HOME		3- 0		0- 0		1- 0												
4- 2		3- 1		0- 0		AWAY		1- 1		0- 0		0- 0												
0- 0		0- 0		0- 0		NEUTRAL		0- 0		0- 0		0- 0												
RPI	S	Opponent		Score		RPI	S	Opponent		Score		RPI	S	Opponent		Score								
2	A	Illinois		3 1		32	N	Florida St.		3 1		56	H	Northwestern		3 0								
2	H	Illinois		1 3		34	N	Illinois St.		3 1		66	H	High Point		3 1								
4	A	Minnesota		0 3								71	H	Ohio St.		3 0								
4	H	Minnesota		1 3								73	A	Iowa		2 3								
5	H	Texas		3 1								73	H	Iowa		3 0								
12	A	Purdue		3 0								79	A	Mi chi gan St.		3 0								
13	A	Mi chi gan		3 2																				
13	H	Mi chi gan		1 3																				
14	H	Nebraska		3 2																				
18	A	Marquette		3 0																				
19	A	Bayl or		1 3																				
						LAST 10 GAMES																		
13 H Mi chi gan						1 3						14 H Nebraska						3 2						
4 H Mi nnesota						1 3						2 H Illi noi s						1 3						
79 A Mi chi gan St.						3 0						56 H Northwestern						3 0						
13 A Mi chi gan						3 2						73 A Iowa						2 3						
73 H Iowa						3 0						2 A Illi noi s						3 1						

Non-Div. I Games:

Wisconsin

Average RPI Win:		76	WON-LOST RECORD		WINNING PCT. RANK		LAST 10 GAMES		STRENGTH OF SCHEDULE		OPP. STRENGTH OF SCHEDULE		TEAM RPI	ADJ RPI		CONF. RPI	ADJ CONF. RPI										
DIV. I ONLY			18- 4		.81818		16		10-0		8		16		7	.69742		8	4	4							
DIV. I NON-CONF.			6- 4		.6		130		0		6		5		16	.66304		16	4	4							
TOTALS		RPI 1-25		RPI 26-50				W-L RECORDS				RPI 51-100				RPI 101-150				RPI 150+							
18- 4		2- 4		7- 0				OVERALL				5- 0				2- 0				2- 0							
10- 0		1- 0		5- 0				HOME				2- 0				1- 0				1- 0							
8- 2		1- 2		2- 0				AWAY				3- 0				1- 0				1- 0							
0- 2		0- 2		0- 0				NEUTRAL				0- 0				0- 0				0- 0							
6- 4		1- 4		3- 0				NON-CONFERENCE				1- 0				0- 0				1- 0							
4- 0		0- 0		2- 0				HOME				1- 0				0- 0				1- 0							
2- 2		1- 2		1- 0				AWAY				0- 0				0- 0				0- 0							
0- 2		0- 2		0- 0				NEUTRAL				0- 0				0- 0				0- 0							
12- 0		1- 0		4- 0				CONFERENCE				4- 0				2- 0				1- 0							
6- 0		1- 0		3- 0				HOME				1- 0				1- 0				0- 0							
6- 0		0- 0		1- 0				AWAY				3- 0				1- 0				1- 0							
0- 0		0- 0		0- 0				NEUTRAL				0- 0				0- 0				0- 0							
RPI	S	Opponent		Score		RPI	S	Opponent		Score		RPI	S	Opponent		Score		RPI	S	Opponent		Score					
5	A	Texas		1	3	26	H	South Carol in a		3	0	67	A	Georgi a		3	0	114	A	Ole Miss		3	0				
6	A	Southern Cali forni a		1	3	28	A	Tennessee		3	1	69	H	Col . of Charleston		3	1	114	H	Ole Miss		3	0				
15	N	UNI		2	3	28	H	Tennessee		3	1	88	A	Texas A&M		3	2	229	H	Chattanooga		3	0				
16	N	Creighton		2	3	29	H	Kansas		3	2	94	A	LSU		3	0	239	A	Missi ssi ppi St.		3	0				
21	H	Flori da		3	0	30	H	Mi ssouri		3	1	100	H	Arkansas		3	0										
25	A	Texas St.		3	1	36	A	Loui svi lle		3	0																
						37	H	Dayton		3	0																
						LAST 10 GAMES																					
						114 A Ole Miss						3	0	94 A LSU						3	0						
						21 H Florida						3	0	114 H Ole Mi ss						3	0						
						26 H South Carol in a						3	0	28 H Tennessee						3	1						
						67 A Georgi a						3	0	239 A Mi ssi ssi ppi St.						3	0						
						88 A Texas A&M						3	2	30 H Mi ssouri						3	1						

Non-Div. I Games:

Kentucky

[illegible]

Non-Div. I Games:

Pittsburgh

Average RPI Win:		71	WON-LOST RECORD		WINNING PCT. RANK		LAST 10 GAMES		STRENGTH OF SCHEDULE		OPP. STRENGTH OF SCHEDULE		TEAM RPI		ADJ RPI		CONF. RPI		ADJ CONF. RPI	
DIV. I ONLY			18- 6		.75		36		7-3		12		8		13		.67248		10	
DIV. I NON-CONF.			9- 1		.9		15		0		22		28		9		.69729		9	
TOTALS		RPI 1-25		RPI 26-50		W-L RECORDS		RPI 51-100		RPI 101-150		RPI 150+								
18- 6		3- 3		8- 2		OVERALL		4- 1		1- 0		2- 0								
8- 1		1- 0		4- 1		HOME		1- 0		1- 0		1- 0								
8- 4		2- 3		4- 0		AWAY		2- 1		0- 0		0- 0								
2- 1		0- 0		0- 1		NEUTRAL		1- 0		0- 0		1- 0								
9- 1		2- 0		2- 1		NON-CONFERENCE		2- 0		1- 0		2- 0								
3- 0		0- 0		1- 0		HOME		0- 0		1- 0		1- 0								
4- 0		2- 0		1- 0		AWAY		1- 0		0- 0		0- 0								
2- 1		0- 0		0- 1		NEUTRAL		1- 0		0- 0		1- 0								
9- 5		1- 3		6- 1		CONFERENCE		2- 1		0- 0		0- 0								
5- 1		1- 0		3- 1		HOME		1- 0		0- 0		0- 0								
4- 4		0- 3		3- 0		AWAY		1- 1		0- 0		0- 0								
0- 0		0- 0		0- 0		NEUTRAL		0- 0		0- 0		0- 0								
RPI	S	Opponent		Score		RPI	S	Opponent		Score		RPI	S	Opponent		Score				
1	A	Stanford		0 3		27	H	UCLA		3 0		75	N	VCU		3 0				
6	H	Southern California		3 2		34	H	Illinois St.		3 1		77	A	Arizona St.		3 0				
15	A	UNI		3 1		35	N	ETSU		2 3		77	H	Arizona St.		3 0				
15	A	UNI		3 1		39	A	Arizona		3 2		90	A	California		1 3				
20	A	Oregon		2 3		39	H	Arizona		2 3		96	A	NC State		3 1				
24	A	Washington		2 3		43	A	Utah		3 0										
						43	H	Utah		3 2										
						50	A	Western Ky.		3 1										
						50	A	Colorado		3 1										
						50	H	Colorado		3 1										
LAST 10 GAMES																				
						77	H	Arizona St.		3 0		6	H	Southern California		3 2				
						39	H	Arizona		2 3		90	A	California		1 3				
						50	A	Colorado		3 1		1	A	Stanford		0 3				
						43	A	Utah		3 0		39	A	Arizona		3 2				
						27	H	UCLA		3 0		77	A	Arizona St.		3 0				

Non-Div. I Games:

Washington St.

Average RPI Win:		118	WON-LOST RECORD		WINNING PCT. RANK		LAST 10 GAMES		STRENGTH OF SCHEDULE		OPP. STRENGTH OF SCHEDULE		TEAM RPI		ADJ RPI		CONF. RPI		ADJ CONF. RPI					
DIV. I ONLY			22- 3		.88		8		10-0		22		71		10		.67006		11		7		7	
DIV. I NON-CONF.			9- 3		.75		44		0		7		86		13		.67515		13		7		7	
TOTALS		RPI 1-25		RPI 26-50		W-L RECORDS		RPI 51-100		RPI 101-150		RPI 150+												
22- 3		2- 1		2- 2		OVERALL		6- 0		6- 0		6- 0												
12- 0		0- 0		2- 0		HOME		2- 0		5- 0		3- 0												
7- 2		1- 1		0- 1		AWAY		2- 0		1- 0		3- 0												
3- 1		1- 0		0- 1		NEUTRAL		2- 0		0- 0		0- 0												
9- 3		1- 1		0- 2		NON-CONFERENCE		4- 0		2- 0		2- 0												
6- 0		0- 0		0- 0		HOME		2- 0		2- 0		2- 0												
0- 2		0- 1		0- 1		AWAY		0- 0		0- 0		0- 0												
3- 1		1- 0		0- 1		NEUTRAL		2- 0		0- 0		0- 0												
13- 0		1- 0		2- 0		CONFERENCE		2- 0		4- 0		4- 0												
6- 0		0- 0		2- 0		HOME		0- 0		3- 0		1- 0												
7- 0		1- 0		0- 0		AWAY		2- 0		1- 0		3- 0												
0- 0		0- 0		0- 0		NEUTRAL		0- 0		0- 0		0- 0												
RPI	S	Opponent		Score		RPI	S	Opponent		Score		RPI	S	Opponent		Score								
6	N	Southern California		3	1	36	N	Louisville		0	3	61	H	Yale		3	2							
21	A	Florida		1	3	45	H	Wichita St.		3	1	70	A	Tulane		3	1							
23	A	Cincinnati		3	2	47	H	Tulsa		3	1	83	H	FGCU		3	0							
						48	A	Miami (FL)		0	3	83	N	FGCU		3	1							
												86	N	Fla. Atlantic		3	0							
												99	A	South Fla.		3	2							
		</																						

Non-Div. I Games:

UCF

Average RPI Win:		96	WON-LOST RECORD		WINNING PCT. RANK		LAST 10 GAMES		STRENGTH OF SCHEDULE		OPP. STRENGTH OF SCHEDULE		TEAM RPI		ADJ RPI		CONF. RPI		ADJ CONF. RPI	
DIV. I ONLY			21- 4		.84 12		8-2		23		25		11		.66783 12		1		2	
DIV. I NON-CONF.			11- 0		1 1		0		49		66		11		.68242 12		2		2	
TOTALS		RPI 1-25		RPI 26-50		W-L RECORDS		RPI 51-100		RPI 101-150		RPI 150+								
21- 4		1- 4		3- 0		OVERALL		9- 0		3- 0		5- 0								
13- 3		0- 3		3- 0		HOME		5- 0		3- 0		2- 0								
6- 1		1- 1		0- 0		AWAY		4- 0		0- 0		1- 0								
2- 0		0- 0		0- 0		NEUTRAL		0- 0		0- 0		2- 0								
11- 0		0- 0		3- 0		NON-CONFERENCE		1- 0		3- 0		4- 0								
8- 0		0- 0		3- 0		HOME		0- 0		3- 0		2- 0								
1- 0		0- 0		0- 0		AWAY		1- 0		0- 0		0- 0								
2- 0		0- 0		0- 0		NEUTRAL		0- 0		0- 0		2- 0								
10- 4		1- 4		0- 0		CONFERENCE		8- 0		0- 0		1- 0								
5- 3		0- 3		0- 0		HOME		5- 0		0- 0		0- 0								
5- 1		1- 1		0- 0		AWAY		3- 0		0- 0		1- 0								
0- 0		0- 0		0- 0		NEUTRAL		0- 0		0- 0		0- 0								
RPI	S	Opponent		Score		RPI	S	Opponent		Score		RPI	S	Opponent		Score				
2	H	Illinois		1 3		36	H	Louisville		3 2		52	A	Alabama		3 0				
7	H	Wisconsin		0 3		47	H	Tulsa		3 0		56	H	Northwestern		3 1				
13	A	Michigan		0 3		49	H	Notre Dame		3 1		57	H	Indiana		3 2				
17	A	Penn St.		3 2								65	A	Maryland		3 1				
17	H	Penn St.		1 3								65	H	Maryland		3 1				
												71	H	Ohio St.		3 0				
												73	A	Iowa		3 2				
												79	A	Michigan St.		3 1				
												79	H	Michigan St.		3 1				
						LAST 10 GAMES														
						71 H Ohio St.						210 A Rutgers								
						73 A Iowa						65 H Maryland								
						57 H Indiana						17 H Penn St.								
						79 H Michigan St.						79 A Michigan St.								
						17 A Penn St.						13 A Michigan								

Non-Div. I Games:

Purdue

Average RPI Win:		88	WON-LOST RECORD		WINNING PCT. RANK		LAST 10 GAMES		STRENGTH OF SCHEDULE		OPP. STRENGTH OF SCHEDULE		TEAM RPI		ADJ RPI		CONF. RPI		ADJ CONF. RPI	
DIV. I ONLY			19- 6		.76 32		6-4		10		15		12		.66581 13		1		2	
DIV. I NON-CONF.			11- 0		1 1		0		32		58		8		.69512 10		2		2	
TOTALS		RPI 1-25		RPI 26-50		W-L RECORDS		RPI 51-100		RPI 101-150		RPI 150+								
19- 6		2- 5		3- 0		OVERALL		9- 1		1- 0		4- 0								
11- 3		1- 3		2- 0		HOME		3- 0		1- 0		4- 0								
7- 3		1- 2		1- 0		AWAY		5- 1		0- 0		0- 0								
1- 0		0- 0		0- 0		NEUTRAL		1- 0		0- 0		0- 0								
11- 0		0- 0		3- 0		NON-CONFERENCE		4- 0		1- 0		3- 0								
8- 0		0- 0		2- 0		HOME		2- 0		1- 0		3- 0								
2- 0		0- 0		1- 0		AWAY		1- 0		0- 0		0- 0								
1- 0		0- 0		0- 0		NEUTRAL		1- 0		0- 0		0- 0								
8- 6		2- 5		0- 0		CONFERENCE		5- 1		0- 0		1- 0								
3- 3		1- 3		0- 0		HOME		1- 0		0- 0		1- 0								
5- 3		1- 2		0- 0		AWAY		4- 1		0- 0		0- 0								
0- 0		0- 0		0- 0		NEUTRAL		0- 0		0- 0		0- 0								
RPI	S	Opponent		Score		RPI	S	Opponent		Score		RPI	S	Opponent		Score				
2	A	Illinois		2 3		38	H	Colorado St.		3 0		56	A	Northwestern		3 0				
4	H	Minnesota		0 3		49	A	Notre Dame		3 1		57	A	Indiana		1 3				
7	A	Wisconsin		3 1		49	H	Notre Dame		3 0		57	H	Indiana		3 2				
7	H	Wisconsin		2 3								65	A	Maryland		3 1				
12	H	Purdue		3 0								66	N	High Point		3 0				
14	A	Nebraska		1 3								68	H	Valparaiso		3 0				
17	H	Penn St.		0 3								71	A	Ohio St.		3 2				
												73	A	Iowa		3 1				
												94	H	LSU		3 0				
												95	A	Auburn		3 0				
						LAST 10 GAMES														
						7	A	Wisconsin		3 1		2	A	Illinois		2 3				
						57	A	Indiana		1 3		65	A	Maryland		3 1				
						4	H	Minnesota		0 3		71	A	Ohio St.		3 2				
						7	H	Wisconsin		2 3		57	H	Indiana		3 2				
						56	A	Northwestern		3 0		12	H	Purdue		3 0				

Average RPI Win:		102	WON-LOST RECORD		WINNING PCT. RANK		LAST 10 GAMES		STRENGTH OF SCHEDULE		OPP. STRENGTH OF SCHEDULE		TEAM RPI		ADJ RPI		CONF. RPI		ADJ CONF. RPI		
DIV. I ONLY			18- 6		.75 36		5-5		16		10		14		.66299 14		1		2		
DIV. I NON-CONF.			9- 1		.9 15		0		109		50		29		.6335 29		2		2		
TOTALS		RPI 1-25		RPI 26-50		W-L RECORDS		RPI 51-100		RPI 101-150		RPI 150+									
18- 6		5- 6		0- 0		OVERALL		6- 0		2- 0		5- 0									
14- 3		3- 3		0- 0		HOME		4- 0		2- 0		5- 0									
4- 3		2- 3		0- 0		AWAY		2- 0		0- 0		0- 0									
0- 0		0- 0		0- 0		NEUTRAL		0- 0		0- 0		0- 0									
9- 1		2- 1		0- 0		NON-CONFERENCE		1- 0		2- 0		4- 0									
8- 1		1- 1		0- 0		HOME		1- 0		2- 0		4- 0									
1- 0		1- 0		0- 0		AWAY		0- 0		0- 0		0- 0									
0- 0		0- 0		0- 0		NEUTRAL		0- 0		0- 0		0- 0									
9- 5		3- 5		0- 0		CONFERENCE		5- 0		0- 0		1- 0									
6- 2		2- 2		0- 0		HOME		3- 0		0- 0		1- 0									
3- 3		1- 3		0- 0		AWAY		2- 0		0- 0		0- 0									
0- 0		0- 0		0- 0		NEUTRAL		0- 0		0- 0		0- 0									
RPI	S	Opponent		Score		RPI	S	Opponent		Score		RPI	S	Opponent		Score					
2	A	Illinois		3 1				56 A Northwestern		3 0		115	H	Missouri St.		3 0					
2	H	Illinois		1 3				57 H Indiana		3 0		144	H	New Mexico		3 1					
4	A	Minnesota		1 3				71 A Ohio St.		3 1		191	H	Ohi o		3 0					
4	H	Minnesota		1 3				73 H Iowa		3 1		210	H	Rutgers		3 0					
7	A	Wisconsin		2 3				74 H Iowa St.		3 0		218	H	Wake Forest		3 0					
13	H	Michigan		3 1				79 H Michigan St.		3 1		224	H	Santa Clara		3 1					
16	A	Creighton		3 2								248	H	Central Mich.		3 0					
17	A	Penn St.		2 3																	
17	H	Penn St.		3 2																	
20	H	Oregon		3 0																	
21	H	Florida		1 3																	
						LAST 10 GAMES															
210 H Rutgers						3 0		7 A Wisconsin						2 3							
17 H Penn St.						3 2		17 A Penn St.						2 3							
2 H Illinois						1 3		57 H Indiana						3 0							
71 A Ohio St.						3 1		4 H Minnesota						1 3							
4 A Minnesota						1 3		73 H Iowa						3 1							

UNI

Average RPI Win: 119		WON-LOST	WINNING	LAST 10	STRENGTH OF		OPP. STRENGTH	TEAM	ADJ	CONF.	ADJ CONF.
Average RPI Loss: 21		RECORD	PCT. RANK	GAMES	SCHEDULE		OF SCHEDULE	RPI	RPI	RPI	RPI
DIV. I ONLY		19- 8	.7037	54	6		62	15	.65752	15	8
DIV. I NON-CONF.		6- 7	.46154	191	5		8	35	.62528	33	9
TOTALS		RPI 1-25	RPI 26-50		W-L RECORDS		RPI 51-100		RPI 101-150		RPI 150+
19- 8		2- 6	1- 1		OVERALL		3- 1		9- 0		4- 0
7- 4		0- 3	1- 0		HOME		1- 1		3- 0		2- 0
7- 3		0- 2	0- 1		AWAY		1- 0		5- 0		1- 0
5- 1		2- 1	0- 0		NEUTRAL		1- 0		1- 0		1- 0
6- 7		2- 6	0- 0		NON-CONFERENCE		1- 1		2- 0		1- 0
0- 4		0- 3	0- 0		HOME		0- 1		0- 0		0- 0
1- 2		0- 2	0- 0		AWAY		0- 0		1- 0		0- 0
5- 1		2- 1	0- 0		NEUTRAL		1- 0		1- 0		1- 0
13- 1		0- 0	1- 1		CONFERENCE		2- 0		7- 0		3- 0
7- 0		0- 0	1- 0		HOME		1- 0		3- 0		2- 0
6- 1		0- 0	0- 1		AWAY		1- 0		4- 0		1- 0
0- 0		0- 0	0- 0		NEUTRAL		0- 0		0- 0		0- 0
RPI S	Opponent	Score	RPI S	Opponent	Score	RPI S	Opponent	Score	RPI S	Opponent	Score
2 A	Illinois	0 3	34 A	Illinois St.	2 3	57 N	Indiana	3 1	110 A	Ball St.	3 1
6 A	Southern California	0 3	34 H	Illinois St.	3 0	68 A	Valparaiso	3 1	115 A	Missouri St.	3 2
8 N	Kentucky	3 2				68 H	Valparaiso	3 2	116 N	Lipscomb	3 0
10 H	Washington St.	1 3				74 H	Iowa St.	0 3	117 A	Bradley	3 0
10 H	Washington St.	1 3							117 H	Bradley	3 1
16 N	Creighton	3 0							124 A	Drake	3 0
16 N	Creighton	0 3							124 H	Drake	3 2
18 H	Marquette	1 3							130 A	Loyola Chicago	3 0
									130 H	Loyola Chicago	3 0
									203 H	Indiana St.	3 0
									226 H	Evansville	3 0
									237 A	Southern Ill.	3 1
									261 N	North Dakota St.	3 0
LAST 10 GAMES											
			34 A	Illinois St.	2 3	124 H	Drake	3 2			
			117 A	Bradley	3 0	115 A	Missouri St.	3 2			
			130 H	Loyola Chicago	3 0	237 A	Southern Ill.	3 1			
			68 H	Valparaiso	3 2	226 H	Evansville	3 0			
			18 H	Marquette	1 3	117 H	Bradley	3 1			

Non-Div. I Games:

UNI

Average RPI Win:		127	WON-LOST		WINNING		LAST 10		STRENGTH OF		OPP. STRENGTH		TEAM	ADJ		CONF.		ADJ CONF.	
Average RPI Loss:		9	RECORD		PCT. RANK		GAMES		SCHEDULE		OF SCHEDULE		RPI	RPI		RPI		RPI	
DIV. I ONLY			22- 4		.84615 11		10-0		59		29		17	.65362 16		11		10	
DIV. I NON-CONF.			8- 4		.66667 84		0		19		2		18	.65727 17		8		8	
TOTALS		RPI 1-25		RPI 26-50		W-L RECORDS		RPI 51-100		RPI 101-150		RPI 150+							
22- 4		4- 4		1- 0		OVERALL		2- 0		6- 0		9- 0							
8- 1		1- 1		1- 0		HOME		1- 0		1- 0		4- 0							
9- 2		1- 2		0- 0		AWAY		0- 0		3- 0		5- 0							
5- 1		2- 1		0- 0		NEUTRAL		1- 0		2- 0		0- 0							
8- 4		2- 4		1- 0		NON-CONFERENCE		2- 0		3- 0		0- 0							
2- 1		0- 1		1- 0		HOME		1- 0		0- 0		0- 0							
1- 2		0- 2		0- 0		AWAY		0- 0		1- 0		0- 0							
5- 1		2- 1		0- 0		NEUTRAL		1- 0		2- 0		0- 0							
14- 0		2- 0		0- 0		CONFERENCE		0- 0		3- 0		9- 0							
6- 0		1- 0		0- 0		HOME		0- 0		1- 0		4- 0							
8- 0		1- 0		0- 0		AWAY		0- 0		2- 0		5- 0							
0- 0		0- 0		0- 0		NEUTRAL		0- 0		0- 0		0- 0							
RPI	S	Opponent		Score		RPI	S	Opponent		Score		RPI	S	Opponent		Score			
2	A	Illinois		1	3	45	H	Wichi ta St.		3	1	74	H	Iowa St.		3	1		
6	A	Southern Cali forni a		2	3							96	N	NC State		3	0		
8	N	Kentucky		3	2							106	A	St. John's (NY)		3	0		
14	H	Nebraska		2	3							106	H	St. John's (NY)		3	0		
15	N	UNI		3	0							111	N	Arkansas St.		3	0		
15	N	UNI		0	3							116	N	Li pscomb		3	0		
18	A	Marquette		3	1							123	A	Villanova		3	1		
18	H	Marquette		3	0							143	A	SMU		3	0		
												157	A	Georgetown		3	0		
												176	A	Xavier		3	0		
												176	H	Xavier		3	2		
												200	A	Butler		3	2		
												200	H	Butler		3	0		
												208	A	Seton Hall		3	0		
												208	H	Seton Hall		3	0		
												246	A	DePaul		3	0		
												246	H	DePaul		3	0		
LAST 10 GAMES																			
						106	H	St. John's (NY)		3	0	200	H	Butler		3	0		
						208	A	Seton Hall		3	0	176	H	Xavier		3	2		
						106	A	St. John's (NY)		3	0	123	A	Villanova		3	1		
						246	A	DePaul		3	0	157	A	Georgetown		3	0		
						18	A	Marquette		3	1	208	H	Seton Hall		3	0		

Non-Div. I Games:

Creighton

Average RPI Win:		114	WON-LOST RECORD		WINNING PCT. RANK		LAST 10 GAMES		STRENGTH OF SCHEDULE		OPP. STRENGTH OF SCHEDULE		TEAM RPI		ADJ RPI		CONF. RPI		ADJ CONF. RPI		
DIV. I ONLY			19- 5		.79167 26		8-2		32		23		16		.65015 17		1		2		
DIV. I NON-CONF.			9- 1		.9 15		0		91		49		24		.64024 23		2		2		
TOTALS		RPI 1-25		RPI 26-50		W-L RECORDS		RPI 51-100		RPI 101-150		RPI 150+									
19- 5		4- 4		0- 0		OVERALL		7- 1		2- 0		6- 0									
10- 1		1- 1		0- 0		HOME		5- 0		0- 0		4- 0									
7- 4		2- 3		0- 0		AWAY		2- 1		1- 0		2- 0									
2- 0		1- 0		0- 0		NEUTRAL		0- 0		1- 0		0- 0									
9- 1		1- 1		0- 0		NON-CONFERENCE		2- 0		2- 0		4- 0									
5- 0		0- 0		0- 0		HOME		2- 0		0- 0		3- 0									
2- 1		0- 1		0- 0		AWAY		0- 0		1- 0		1- 0									
2- 0		1- 0		0- 0		NEUTRAL		0- 0		1- 0		0- 0									
10- 4		3- 3		0- 0		CONFERENCE		5- 1		0- 0		2- 0									
5- 1		1- 1		0- 0		HOME		3- 0		0- 0		1- 0									
5- 3		2- 2		0- 0		AWAY		2- 1		0- 0		1- 0									
0- 0		0- 0		0- 0		NEUTRAL		0- 0		0- 0		0- 0									
RPI	S	Opponent		Score		RPI	S	Opponent		Score		RPI	S	Opponent		Score					
1	A	Stanford		0	3					57	H	Indiana	3	0	103	A	American	3	1		
4	A	Minnesota		0	3					65	H	Maryland	3	0	119	N	Buffalo	3	0		
12	A	Purdue		3	1					71	A	Ohio St.	1	3	174	H	Temple	3	0		
12	H	Purdue		2	3					71	H	Ohio St.	3	0	178	A	Howard	3	0		
13	A	Michigan		3	0					73	A	Iowa	3	0	210	A	Rutgers	3	0		
14	A	Nebraska		2	3					79	A	Michigan St.	3	0	210	H	Rutgers	3	0		
14	H	Nebraska		3	2					88	H	Texas A&M	3	0	291	H	Eastern Ky.	3	0		
20	N	Oregon		3	0					97	H	Navy	3	0	292	H	UMBC	3	0		
						LAST 10 GAMES															
						71 A Ohio St.						1	3	210 A Rutgers						3	0
						73 A Iowa						3	0	210 H Rutgers						3	0
						14 A Nebraska						2	3	14 H Nebraska						3	2
						12 H Purdue						2	3	12 A Purdue						3	1
						57 H Indiana						3	0	71 H Ohio St.						3	0

Non-Div. I Games:

Penn St.

Average RPI Win:		131	WON-LOST RECORD		WINNING PCT. RANK		LAST 10 GAMES		STRENGTH OF SCHEDULE		OPP. STRENGTH OF SCHEDULE		TEAM RPI		ADJ RPI		CONF. RPI		ADJ CONF. RPI					
DIV. I ONLY			22- 5		.81481		17		9-1		40		42		19		.64943		18		11		10	
DIV. I NON-CONF.			10- 3		.76923		40		1-0		8		4		10		.69987		8		8		8	
TOTALS		RPI 1-25		RPI 26-50		W-L RECORDS		RPI 51-100		RPI 101-150		RPI 150+												
22- 5		3- 5		4- 0		OVERALL		2- 0		3- 0		10- 0												
10- 3		1- 3		3- 0		HOME		0- 0		1- 0		5- 0												
8- 2		1- 2		0- 0		AWAY		0- 0		2- 0		5- 0												
4- 0		1- 0		1- 0		NEUTRAL		2- 0		0- 0		0- 0												
10- 3		3- 3		4- 0		NON-CONFERENCE		2- 0		0- 0		1- 0												
4- 2		1- 2		3- 0		HOME		0- 0		0- 0		0- 0												
2- 1		1- 1		0- 0		AWAY		0- 0		0- 0		1- 0												
4- 0		1- 0		1- 0		NEUTRAL		2- 0		0- 0		0- 0												
12- 2		0- 2		0- 0		CONFERENCE		0- 0		3- 0		9- 0												
6- 1		0- 1		0- 0		HOME		0- 0		1- 0		5- 0												
6- 1		0- 1		0- 0		AWAY		0- 0		2- 0		4- 0												
0- 0		0- 0		0- 0		NEUTRAL		0- 0		0- 0		0- 0												
RPI	S	Opponent		Score		RPI	S	Opponent		Score		RPI	S	Opponent		Score								
3	H	BYU		1	3	33	H	Syracuse		3	1	58	N	Kansas St.		3	0							
6	H	Southern California		3	2	34	H	Illinois St.		3	0	94	N	LSU		3	0							
7	H	Wisconsin		0	3	47	H	Tulsa		3	0			106 A St. John's (NY)		3	0							
15	A	UNI		3	1	50	N	Western Ky.		3	0			123 A Villanova		3	1							
16	A	Creighton		0	3									123 H Villanova		3	0							
16	H	Creighton		1	3									157 A Georgetown		3	0							
19	A	Baylor		1	3									157 H Georgetown		3	0							
25	N	Texas St.		3	0									176 H Xavier		3	0							
														200 H Butler		3	0							
														208 A Seton Hall		3	0							
														223 A Saint Louis		3	0							
														246 A DePaul		3	0							
														246 H DePaul		3	0							
														277 A Providence		3	0							
														277 H Providence		3	0							
LAST 10 GAMES																								
						157	A	Georgetown		3	0	246	H	DePaul		3	0							
						123	A	Villanova		3	1	208	A	Seton Hall		3	0							
						277	H	Providence		3	0	106	A	St. John's (NY)		3	0							
						16	H	Creighton		1	3	200	H	Butler		3	0							
						15	A	UNI		3	1	246	A	DePaul		3	0							

Non-Div. I Games:

Marquette

Average RPI Win: 71		WON-LOST RECORD		WINNING PCT. RANK		LAST 10 GAMES		STRENGTH OF SCHEDULE		OPP. STRENGTH OF SCHEDULE		TEAM RPI		ADJ RPI		CONF. RPI		ADJ CONF. RPI	
DIV. I ONLY		15- 7		.68182 70		7-3		11		17		18		.64842 19		3		3	
DIV. I NON-CONF.		8- 3		.72727 57		0		16		11		15		.66852 14		3		3	
TOTALS		RPI 1-25		RPI 26-50		W-L RECORDS		RPI 51-100		RPI 101-150		RPI 150+							
15- 7		3- 1		2- 3		OVERALL		7- 3		3- 0		0- 0							
9- 3		3- 0		2- 0		HOME		3- 3		1- 0		0- 0							
5- 3		0- 1		0- 2		AWAY		4- 0		1- 0		0- 0							
1- 1		0- 0		0- 1		NEUTRAL		0- 0		1- 0		0- 0							
8- 3		3- 0		1- 2		NON-CONFERENCE		2- 1		2- 0		0- 0							
6- 1		3- 0		1- 0		HOME		1- 1		1- 0		0- 0							
1- 1		0- 0		0- 1		AWAY		1- 0		0- 0		0- 0							
1- 1		0- 0		0- 1		NEUTRAL		0- 0		1- 0		0- 0							
7- 4		0- 1		1- 1		CONFERENCE		5- 2		1- 0		0- 0							
3- 2		0- 0		1- 0		HOME		2- 2		0- 0		0- 0							
4- 2		0- 1		0- 1		AWAY		3- 0		1- 0		0- 0							
0- 0		0- 0		0- 0		NEUTRAL		0- 0		0- 0		0- 0							
RPI	S	Opponent		Score		RPI	S	Opponent		Score		RPI	S	Opponent		Score			
5	A	Texas		0 3		27	N	UCLA		2 3		58	H	Kansas St.		0 3			
7	H	Wisconsin		3 1		29	A	Kansas		1 3		62	H	Texas Tech		1 3			
18	H	Marquette		3 1		29	H	Kansas		3 0		72	A	UTSA		3 2			
25	H	Texas St.		3 0		31	H	Rice		3 1		74	A	Iowa St.		3 2			
						40	A	San Diego		1 3		76	A	TCU		3 2			
												76	H	TCU		3 1			
												84	A	Oklahoma		3 1			
												84	H	Oklahoma		3 1			
												85	H	UTRGV		2 3			
												94	H	LSU		3 1			

Average RPI Win:		90	WON-LOST RECORD		WINNING PCT. RANK		LAST 10 GAMES		STRENGTH OF SCHEDULE		OPP. STRENGTH OF SCHEDULE		TEAM RPI		ADJ RPI		CONF. RPI		ADJ CONF. RPI	
DIV. I ONLY			16- 8		.66667 78		7-3		14		7		21		.6479 20		2		1	
DIV. I NON-CONF.			7- 3		.7 74		0		25		24		25		.63758 26		1		1	
TOTALS		RPI 1-25		RPI 26-50		W-L RECORDS		RPI 51-100		RPI 101-150		RPI 150+								
16- 8		3- 5		4- 2		OVERALL		4- 1		3- 0		2- 0								
8- 4		1- 2		1- 1		HOME		1- 1		3- 0		2- 0								
7- 2		1- 1		3- 1		AWAY		3- 0		0- 0		0- 0								
1- 2		1- 2		0- 0		NEUTRAL		0- 0		0- 0		0- 0								
7- 3		1- 3		0- 0		NON-CONFERENCE		2- 0		2- 0		2- 0								
4- 0		0- 0		0- 0		HOME		0- 0		2- 0		2- 0								
2- 1		0- 1		0- 0		AWAY		2- 0		0- 0		0- 0								
1- 2		1- 2		0- 0		NEUTRAL		0- 0		0- 0		0- 0								
9- 5		2- 2		4- 2		CONFERENCE		2- 1		1- 0		0- 0								
4- 4		1- 2		1- 1		HOME		1- 1		1- 0		0- 0								
5- 1		1- 0		3- 1		AWAY		1- 0		0- 0		0- 0								
0- 0		0- 0		0- 0		NEUTRAL		0- 0		0- 0		0- 0								
RPI	S	Opponent		Score		RPI	S	Opponent		Score		RPI	S	Opponent		Score				
1	H	Stanford		1 3		27	A	UCLA		3 0		55	A	Hawai i		3 0				
4	N	Minnesota		3 1		27	H	UCLA		3 1		55	A	Hawai i		3 2				
5	N	Texas		1 3		39	A	Ari zona		3 1		77	A	Ari zona St.		3 0				
6	A	Southern Cali forni a		3 0		39	H	Ari zona		2 3		77	H	Ari zona St.		0 3				
6	H	Southern Cali forni a		0 3		43	A	Utah		1 3		90	H	Cal i forni a		3 0				
10	H	Washington St.		3 2		50	A	Col orado		3 1										
14	A	Nebraska		0 3																
17	N	Penn St.		0 3																
						LAST 10 GAMES														
						27 H UCLA						90 H Cal i forni a								
						6 H Southern Cal i forni a						43 A Utah								
						39 A Ari zona						50 A Col orado								
						77 A Ari zona St.						6 A Southern Cal i forni a								
						1 H Stanford						27 A UCLA								

Average RPI Win: 117		WON-LOST RECORD		WINNING PCT. RANK		LAST 10 GAMES		STRENGTH OF SCHEDULE		OPP. STRENGTH OF SCHEDULE		TEAM RPI		ADJ RPI		CONF. RPI		ADJ CONF. RPI	
DIV. I ONLY		20- 5		.8 21		8-2		54		26		22		.64646 21		4		4	
DIV. I NON-CONF.		9- 3		.75 44		0		47		15		32		.63536 28		4		4	
TOTALS		RPI 1-25		RPI 26-50		W-L RECORDS		RPI 51-100		RPI 101-150		RPI 150+							
20- 5		2- 3		3- 1		OVERALL		6- 0		3- 1		6- 0							
11- 2		1- 1		1- 1		HOME		4- 0		2- 0		3- 0							
7- 2		1- 1		2- 0		AWAY		2- 0		1- 1		1- 0							
2- 1		0- 1		0- 0		NEUTRAL		0- 0		0- 0		2- 0							
9- 3		2- 2		2- 0		NON-CONFERENCE		0- 0		1- 1		4- 0							
5- 1		1- 1		1- 0		HOME		0- 0		1- 0		2- 0							
2- 1		1- 0		1- 0		AWAY		0- 0		0- 1		0- 0							
2- 1		0- 1		0- 0		NEUTRAL		0- 0		0- 0		2- 0							
11- 2		0- 1		1- 1		CONFERENCE		6- 0		2- 0		2- 0							
6- 1		0- 0		0- 1		HOME		4- 0		1- 0		1- 0							
5- 1		0- 1		1- 0		AWAY		2- 0		1- 0		1- 0							
0- 0		0- 0		0- 0		NEUTRAL		0- 0		0- 0		0- 0							
RPI	S	Opponent		Score		RPI	S	Opponent		Score		RPI	S	Opponent		Score			
5	N	Texas		2	3	26	A	South Carolina		3	2	114	A	Ole Miss		3	1		
6	H	Southern California		1	3	30	H	Missouri		2	3	114	H	Ole Miss		3	0		
8	A	Kentucky		0	3	32	A	Florida St.		3	1	127	A	Northern Ariz.		2	3		
11	H	UCF		3	1	36	H	Louisville		3	1	146	H	FIU		3	0		
14	A	Nebraska		3	1							170	N	CSUN		3	0		
												214	H	Army West Point		3	1		
												237	N	Southern Ill.		3	1		
												239	A	Mississippi St.		3	0		
												239	H	Mississippi St.		3	0		
												298	H	Jacksonville		3	1		
LAST 10 GAMES																			
						100	H	Arkansas		3	1	52	H	Alabama		3	0		
						8	A	Kentucky		0	3	26	A	South Carolina		3	2		
						239	A	Mississippi St.		3	0	67	H	Georgia		3	2		
						30	H	Missouri		2	3	88	H	Texas A&M		3	2		
						114	A	Ole Miss		3	1	52	A	Alabama		3	0		

Non-Div. I Games:

Florida

Average RPI Win: 131		WON-LOST RECORD	WINNING PCT. RANK		LAST 10 GAMES	STRENGTH OF SCHEDULE	OPP. STRENGTH OF SCHEDULE	TEAM RPI	ADJ RPI	CONF. RPI	ADJ CONF. RPI			
Average RPI Loss: 32														
DIV. I ONLY		21- 2	.91304	6	9-1	96	61	20	.64244	22	9	9		
DIV. I NON-CONF.		10- 1	.90909	11	0	80	19	17	.65542	18	10	10		
<hr/>														
TOTALS		RPI 1-25		RPI 26-50		W-L RECORDS		RPI 51-100		RPI 101-150		RPI 150+		
21- 2		0- 1		3- 0		OVERALL		7- 1		4- 0		7- 0		
8- 0		0- 0		2- 0		HOME		3- 0		2- 0		1- 0		
7- 2		0- 1		0- 0		AWAY		1- 1		2- 0		4- 0		
6- 0		0- 0		1- 0		NEUTRAL		3- 0		0- 0		2- 0		
10- 1		0- 1		3- 0		NON-CONFERENCE		3- 0		1- 0		3- 0		
2- 0		0- 0		2- 0		HOME		0- 0		0- 0		0- 0		
2- 1		0- 1		0- 0		AWAY		0- 0		1- 0		1- 0		
6- 0		0- 0		1- 0		NEUTRAL		3- 0		0- 0		2- 0		
11- 1		0- 0		0- 0		CONFERENCE		4- 1		3- 0		4- 0		
6- 0		0- 0		0- 0		HOME		3- 0		2- 0		1- 0		
5- 1		0- 0		0- 0		AWAY		1- 1		1- 0		3- 0		
0- 0		0- 0		0- 0		NEUTRAL		0- 0		0- 0		0- 0		
RPI	S	Opponent	Score		RPI	S	Opponent	Score		RPI	S	Opponent	Score	
9	A	Pittsburgh	1	3	27	H	UCLA	3	1	54	N	Pepperdine	3	1
					27	H	UCLA	3	1	55	A	Hawaii	2	3
					45	N	Wichita St.	3	1	55	H	Hawaii	3	1
										63	N	Loyola Marymount	3	2
										80	H	UC Irvine	3	0
										85	N	UTRGV	3	0
										93	A	UC Santa Barbara	3	0
										93	H	UC Santa Barbara	3	0

Non-Div. I Games:

Cal Poly

Average RPI Win:	113	WON-LOST RECORD	WINNING PCT. RANK	LAST 10 GAMES	STRENGTH OF SCHEDULE	OPP. STRENGTH OF SCHEDULE	TEAM RPI	ADJ RPI	CONF. RPI	ADJ CONF. RPI					
DIV. I ONLY		21- 6	.77778	29	8-2	45	47	23	.63705	23	7	7			
DIV. I NON-CONF.		10- 4	.71429	68	1-0	53	30	40	.61651	38	7	7			
<hr/>															
TOTALS	RPI 1-25	RPI 26-50		W-L RECORDS		RPI 51-100		RPI 101-150		RPI 150+					
21- 6	0- 1	8- 2		OVERALL		3- 3		4- 0		6- 0					
7- 2	0- 1	2- 0		HOME		1- 1		2- 0		2- 0					
8- 4	0- 0	4- 2		AWAY		0- 2		1- 0		3- 0					
6- 0	0- 0	2- 0		NEUTRAL		2- 0		1- 0		1- 0					
<hr/>															
10- 4	0- 0	4- 2		NON-CONFERENCE		2- 2		1- 0		3- 0					
2- 1	0- 0	0- 0		HOME		0- 1		0- 0		2- 0					
2- 3	0- 0	2- 2		AWAY		0- 1		0- 0		0- 0					
6- 0	0- 0	2- 0		NEUTRAL		2- 0		1- 0		1- 0					
<hr/>															
11- 2	0- 1	4- 0		CONFERENCE		1- 1		3- 0		3- 0					
5- 1	0- 1	2- 0		HOME		1- 0		2- 0		0- 0					
6- 1	0- 0	2- 0		AWAY		0- 1		1- 0		3- 0					
0- 0	0- 0	0- 0		NEUTRAL		0- 0		0- 0		0- 0					
<hr/>															
RPI	S	Opponent	Score	RPI	S	Opponent	Score	RPI	S	Opponent	Score				
11	H	UCF	2 <div>3</div>	32	N	Florida St.	3 2	57	H	Indiana	2 <div>3</div>	113	N	Coastal Caro.	3 2
				35	N	ETSU	3 2	70	A	Tulane	1 <div>3</div>	143	H	SMU	3 0
				37	A	Dayton	3 2	76	N	TCU	3 2	147	A	UConn	3 1
				38	A	Colorado St.	3 1	78	A	Miami (OH)	2 <div>3</div>	148	H	Houston	3 0
				41	A	Duke	0 <div>3</div>	93	N	UC Santa Barbara	3 2	163	A	Memphis	3 1
				45	A	Wichita St.	3 2	99	H	South Fla.	3 0	174	A	Temple	3 0
				45	H	Wichita St.	3 0					176	H	Xavier	3 1
				47	A	Tulsa	3 1					206	A	East Carolina	3 0
				47	H	Tulsa	3 0					223	N	Saint Louis	3 0
				50	A	Western Ky.	1 <div>3</div>					291	H	Eastern Ky.	3 0
<hr/>															
LAST 10 GAMES															
				47	H	Tulsa	3 0	99	H	South Fla.	3 0				
				45	H	Wichita St.	3 0	37	A	Dayton	3 2				
				70	A	Tulane	1 <div>3</div>	45	A	Wichita St.	3 2				
				163	A	Memphis	3 1	47	A	Tulsa	3 1				
				11	H	UCF	2 <div>3</div>	147	A	UConn	3 1				

Non-Div. I Games:

Cincinnati

Average RPI Win:		79	WON-LOST RECORD		WINNING PCT. RANK		LAST 10 GAMES		STRENGTH OF SCHEDULE		OPP. STRENGTH OF SCHEDULE		TEAM RPI	ADJ RPI		CONF. RPI	ADJ CONF. RPI			
DIV. I ONLY			15- 9		.625		98		4-6		15		11		24	.63349		24	2	1
DIV. I NON-CONF.			8- 2		.8		35		0		13		20		12	.68356		11	1	1
TOTALS		RPI 1-25		RPI 26-50		W-L RECORDS		RPI 51-100		RPI 101-150		RPI 150+								
15- 9		1- 4		6- 4		OVERALL		4- 1		2- 0		2- 0								
7- 4		1- 2		4- 2		HOME		2- 0		0- 0		0- 0								
4- 5		0- 2		1- 2		AWAY		1- 1		2- 0		0- 0								
4- 0		0- 0		1- 0		NEUTRAL		1- 0		0- 0		2- 0								
8- 2		0- 2		3- 0		NON-CONFERENCE		2- 0		1- 0		2- 0								
3- 1		0- 1		2- 0		HOME		1- 0		0- 0		0- 0								
1- 1		0- 1		0- 0		AWAY		0- 0		1- 0		0- 0								
4- 0		0- 0		1- 0		NEUTRAL		1- 0		0- 0		2- 0								
7- 7		1- 2		3- 4		CONFERENCE		2- 1		1- 0		0- 0								
4- 3		1- 1		2- 2		HOME		1- 0		0- 0		0- 0								
3- 4		0- 1		1- 2		AWAY		1- 1		1- 0		0- 0								
0- 0		0- 0		0- 0		NEUTRAL		0- 0		0- 0		0- 0								
RPI	S	Opponent		Score		RPI	S	Opponent		Score		RPI	S	Opponent		Score				
1	A	Stanford		0 3		27	H	UCLA		1 3		73	H	Iowa		3 1				
2	H	Illinois		1 3		37	N	Dayton		3 2		77	A	Arizona St.		0 3				
6	H	Southern California		1 3		39	A	Arizona		3 0		77	H	Arizona St.		3 1				
9	A	Pittsburgh		0 3		39	H	Arizona		3 1		87	N	Kennesaw St.		3 1				
10	H	Washington St.		3 2		40	H	San Diego		3 1		90	A	California		3 0				
						40	H	San Diego		3 0										
						43	A	Utah		0 3										
						43	H	Utah		1 3										
						50	A	Colorado		1 3										
						50	H	Colorado		3 1										
LAST 10 GAMES																				
						39	H	Arizona		3 1		6	H	Southern California		1 3				
						77	H	Arizona St.		3 1		1	A	Stanford		0 3				
						50	A	Colorado		1 3		90	A	California		3 0				
						43	A	Utah		0 3		77	A	Arizona St.		0 3				
						27	H	UCLA		1 3		39	A	Arizona		3 0				

Non-Div. I Games:

Washington

Average RPI Win:		157	WON-LOST RECORD		WINNING PCT. RANK		LAST 10 GAMES		STRENGTH OF SCHEDULE		OPP. STRENGTH OF SCHEDULE		TEAM RPI		ADJ RPI		CONF. RPI		ADJ CONF. RPI		
DIV. I ONLY			23- 6		.7931 25		9-1		43		93		26		.62619 25		16		16		
DIV. I NON-CONF.			9- 5		.64286 103		0		20		27		30		.63275 31		15		15		
TOTALS		RPI 1-25		RPI 26-50		W-L RECORDS		RPI 51-100		RPI 101-150		RPI 150+									
23- 6		0- 4		1- 0		OVERALL		4- 1		7- 1		11- 0									
11- 1		0- 1		0- 0		HOME		2- 0		5- 0		4- 0									
10- 3		0- 2		1- 0		AWAY		2- 0		1- 1		6- 0									
2- 2		0- 1		0- 0		NEUTRAL		0- 1		1- 0		1- 0									
9- 5		0- 4		1- 0		NON-CONFERENCE		4- 1		1- 0		3- 0									
4- 1		0- 1		0- 0		HOME		2- 0		0- 0		2- 0									
3- 2		0- 2		1- 0		AWAY		2- 0		0- 0		0- 0									
2- 2		0- 1		0- 0		NEUTRAL		0- 1		1- 0		1- 0									
14- 1		0- 0		0- 0		CONFERENCE		0- 0		6- 1		8- 0									
7- 0		0- 0		0- 0		HOME		0- 0		5- 0		2- 0									
7- 1		0- 0		0- 0		AWAY		0- 0		1- 1		6- 0									
0- 0		0- 0		0- 0		NEUTRAL		0- 0		0- 0		0- 0									
RPI	S	Opponent		Score		RPI	S	Opponent		Score		RPI	S	Opponent		Score					
5	A	Texas		0	3	31	A	Ri ce		3	2	53	H	James Madi son		3	1				
8	H	Kentucky		1	3					72	A	UTSA		3	0	104	H	Appal achi an St.		3	0
18	N	Marquette		0	3					72	H	UTSA		3	1	111	A	Arkansas St.		2	3
19	A	Bayl or		0	3					77	A	Ari zona St.		3	0	111	H	Arkansas St.		3	0
										94	N	LSU		0	3	113	H	Coastal Caro.		3	1
																120	A	Little Rock		3	2
																120	H	Little Rock		3	1
																127	N	Northern Ari z.		3	1
																139	H	UT Arlington		3	2
																165	N	Gonzaga		3	0
																177	A	Loui si ana		3	1
																177	H	Loui si ana		3	2
																180	A	South Al abama		3	1
																190	H	Abil ene Chri stian		3	1
																246	A	Troy		3	0
																251	A	La. -Monroe		3	0
																251	H	La. -Monroe		3	0
																267	H	Incarnate Word		3	0
																279	A	Georgi a St.		3	0
																295	A	Ga. Southern		3	1
LAST 10 GAMES																					
120 A Little Rock						3	2	180 A South Alabama						3	1						
111 A Arkansas St.						2	3	113 H Coastal Caro.						3	1						
251 H La. -Monroe						3	0	104 H Appal achi an St.						3	0						
177 H Loui si ana						3	2	279 A Georgi a St.						3	0						
246 A Troy						3	0	295 A Ga. Southern						3	1						

Non-Div. I Games:

Texas St.

Average RPI Win:		122	WON-LOST RECORD		WINNING PCT. RANK		LAST 10 GAMES		STRENGTH OF SCHEDULE		OPP. STRENGTH OF SCHEDULE		TEAM RPI		ADJ RPI		CONF. RPI		ADJ CONF. RPI	
DIV. I ONLY			17- 6		.73913 41		5-5		29		55		25		.62527 26		4		4	
DIV. I NON-CONF.			9- 1		.9 15		0		68		101		21		.64195 22		4		4	
TOTALS		RPI 1-25		RPI 26-50		W-L RECORDS		RPI 51-100		RPI 101-150		RPI 150+								
17- 6		0- 2		2- 3		OVERALL		7- 1		1- 0		7- 0								
10- 1		0- 1		2- 0		HOME		4- 0		1- 0		3- 0								
3- 5		0- 1		0- 3		AWAY		3- 1		0- 0		0- 0								
4- 0		0- 0		0- 0		NEUTRAL		0- 0		0- 0		4- 0								
9- 1		0- 0		1- 1		NON-CONFERENCE		1- 0		1- 0		6- 0								
4- 0		0- 0		1- 0		HOME		0- 0		1- 0		2- 0								
1- 1		0- 0		0- 1		AWAY		1- 0		0- 0		0- 0								
4- 0		0- 0		0- 0		NEUTRAL		0- 0		0- 0		4- 0								
8- 5		0- 2		1- 2		CONFERENCE		6- 1		0- 0		1- 0								
6- 1		0- 1		1- 0		HOME		4- 0		0- 0		1- 0								
2- 4		0- 1		0- 2		AWAY		2- 1		0- 0		0- 0								
0- 0		0- 0		0- 0		NEUTRAL		0- 0		0- 0		0- 0								
RPI	S	Opponent		Score		RPI	S	Opponent		Score		RPI	S	Opponent		Score				
8	A	Kentucky		0 3		28	A	Tennessee		0 3		52	A	Al abama		3 0				
21	H	Flori da		2 3		30	A	Mi ssouri		0 3		65	A	Maryl and		3 2				
						30	H	Mi ssouri		3 2		67	A	Georgi a		3 2				
						31	A	Ri ce		1 3		67	H	Georgi a		3 1				
						35	H	ETSU		3 0		88	H	Texas A&M		3 1				
												94	H	LSU		3 0				
												95	H	Auburn		3 1				
												100	A	Arkansas		0 3				

Average RPI Win:		90	WON-LOST RECORD		WINNING PCT. RANK		LAST 10 GAMES		STRENGTH OF SCHEDULE		OPP. STRENGTH OF SCHEDULE		TEAM RPI		ADJ RPI		CONF. RPI		ADJ CONF. RPI				
DIV. I ONLY			12- 9		.57143 127		5-5		13		6		31		.62245 27		2		1				
DIV. I NON-CONF.			5- 2		.71429 68		0		29		22		27		.63842 24		1		1				
TOTALS		RPI 1-25		RPI 26-50				W-L RECORDS				RPI 51-100				RPI 101-150				RPI 150+			
12- 9		2- 8		3- 0				OVERALL				2- 1				3- 0				2- 0			
5- 3		0- 2		1- 0				HOME				1- 1				1- 0				2- 0			
6- 6		1- 6		2- 0				AWAY				1- 0				2- 0				0- 0			
1- 0		1- 0		0- 0				NEUTRAL				0- 0				0- 0				0- 0			
5- 2		1- 2		1- 0				NON-CONFERENCE				0- 0				1- 0				2- 0			
2- 0		0- 0		0- 0				HOME				0- 0				0- 0				2- 0			
2- 2		0- 2		1- 0				AWAY				0- 0				1- 0				0- 0			
1- 0		1- 0		0- 0				NEUTRAL				0- 0				0- 0				0- 0			
7- 7		1- 6		2- 0				CONFERENCE				2- 1				2- 0				0- 0			
3- 3		0- 2		1- 0				HOME				1- 1				1- 0				0- 0			
4- 4		1- 4		1- 0				AWAY				1- 0				1- 0				0- 0			
0- 0		0- 0		0- 0				NEUTRAL				0- 0				0- 0				0- 0			
RPI	S	Opponent		Score		RPI	S	Opponent		Score		RPI	S	Opponent		Score		RPI	S	Opponent		Score	
1	A	Stanford		0	3	39	H	Ari zona		3	0	77	H	Ari zona St.		3	0	137	A	Long Beach St.		3	1
1	H	Stanford		0	3	40	A	San Di ego		3	2	90	A	Cal i forn i a		3	2	140	A	Oregon St.		3	2
6	A	Southern Cal i forn i a		0	3	43	A	Utah		3	1	90	H	Cal i forn i a		0	3	140	H	Oregon St.		3	0
10	A	Washington St.		0	3													165	H	Gonzaga		3	1
19	N	Bayl or		3	2													165	H	Gonzaga		3	1
20	A	Oregon		1	3																		
20	H	Oregon		0	3																		
22	A	Cal Poly		1	3																		
22	A	Cal Poly		1	3																		
24	A	Washi ngton		3	1																		
LAST 10 GAMES																							
20 A Oregon						1	3	24 A Washi ngton						3	1								
140 A Oregon St.						3	2	39 H Ari zona						3	0								
1 H Stanford						0	3	77 H Ari zona St.						3	0								
90 H Cal i forn i a						0	3	140 H Oregon St.						3	0								
10 A Washi ngton St.						0	3	20 H Oregon						0	3								

Non-Div. I Games:

UCLA

Average RPI Win:	129	WON-LOST RECORD	WINNING PCT. RANK	LAST 10 GAMES	STRENGTH OF SCHEDULE	OPP. STRENGTH OF SCHEDULE	TEAM RPI	ADJ RPI	CONF. RPI	ADJ CONF. RPI		
DIV. I ONLY		20- 5	.8	21	9-1	97	33	30	.62086	28	4	4
DIV. I NON-CONF.		9- 3	.75	44	0	190	46	74	.57045	71	4	4
<hr/>												
TOTALS	RPI 1-25	RPI 26-50		W-L RECORDS		RPI 51-100		RPI 101-150		RPI 150+		
20- 5	0- 2	3- 3		OVERALL		9- 0		1- 0		7- 0		
12- 1	0- 1	2- 0		HOME		4- 0		0- 0		6- 0		
6- 4	0- 1	1- 3		AWAY		4- 0		1- 0		0- 0		
2- 0	0- 0	0- 0		NEUTRAL		1- 0		0- 0		1- 0		
9- 3	0- 0	1- 3		NON-CONFERENCE		2- 0		0- 0		6- 0		
6- 0	0- 0	0- 0		HOME		1- 0		0- 0		5- 0		
1- 3	0- 0	1- 3		AWAY		0- 0		0- 0		0- 0		
2- 0	0- 0	0- 0		NEUTRAL		1- 0		0- 0		1- 0		
11- 2	0- 2	2- 0		CONFERENCE		7- 0		1- 0		1- 0		
6- 1	0- 1	2- 0		HOME		3- 0		0- 0		1- 0		
5- 1	0- 1	0- 0		AWAY		4- 0		1- 0		0- 0		
0- 0	0- 0	0- 0		NEUTRAL		0- 0		0- 0		0- 0		
<hr/>												
RPI	S	Opponent	Score	RPI	S	Opponent	Score	RPI	S	Opponent	Score	
8	A	Kentucky	1 3	26	H	South Carolina	3 0	52	H	Alabama	3 1	
8	H	Kentucky	1 3	30	H	Missouri	3 2	67	A	Georgia	3 2	
				35	A	ETSU	2 3	71	N	Ohio St.	3 1	
				37	A	Dayton	2 3	79	H	Michigan St.	3 1	
				40	A	San Diego	0 3	88	A	Texas A&M	3 2	
				40	A	San Diego	3 1	88	H	Texas A&M	3 1	
								94	A	LSU	3 1	
								95	A	Auburn	3 1	
								100	H	Arkansas	3 2	

Non-Div. I Games:

Tennessee

Average RPI Win:		95	WON-LOST RECORD		WINNING PCT. RANK		LAST 10 GAMES		STRENGTH OF SCHEDULE		OPP. STRENGTH OF SCHEDULE		TEAM RPI		ADJ RPI		CONF. RPI		ADJ CONF. RPI				
DIV. I ONLY		15- 7		.68182		70		7-3		28		28		28		.62071		29		3		3	
DIV. I NON-CONF.		7- 4		.63636		110		0		48		42		51		.59182		53		3		3	
TOTALS		RPI 1-25		RPI 26-50		W-L RECORDS		RPI 51-100		RPI 101-150		RPI 150+											
15- 7		2- 2		1- 0		OVERALL		6- 5		4- 0		2- 0											
9- 4		2- 0		0- 0		HOME		2- 4		3- 0		2- 0											
4- 3		0- 2		0- 0		AWAY		3- 1		1- 0		0- 0											
2- 0		0- 0		1- 0		NEUTRAL		1- 0		0- 0		0- 0											
7- 4		0- 1		1- 0		NON-CONFERENCE		2- 3		2- 0		2- 0											
4- 3		0- 0		0- 0		HOME		0- 3		2- 0		2- 0											
1- 1		0- 1		0- 0		AWAY		1- 0		0- 0		0- 0											
2- 0		0- 0		1- 0		NEUTRAL		1- 0		0- 0		0- 0											
8- 3		2- 1		0- 0		CONFERENCE		4- 2		2- 0		0- 0											
5- 1		2- 0		0- 0		HOME		2- 1		1- 0		0- 0											
3- 2		0- 1		0- 0		AWAY		2- 1		1- 0		0- 0											
0- 0		0- 0		0- 0		NEUTRAL		0- 0		0- 0		0- 0											
RPI	S	Opponent		Score		RPI	S	Opponent		Score		RPI	S	Opponent		Score							
5	H	Texas		3 1		37	N	Dayton		3 2		58	A	Kansas St.		1 3							
8	A	Kentucky		2 3								62	A	Texas Tech		3 0							
19	A	Bayl or		0 3								62	H	Texas Tech		3 1							
19	H	Bayl or		3 1								63	H	Loyol a Marymount		1 3							
												69	N	Col . of Charleston		3 2							
												74	H	Iowa St.		0 3							
												76	H	TCU		3 1							
												84	A	Okl ahoma		3 2							
												95	H	Auburn		2 3							
												100	A	Arkansas		3 2							
												100	H	Arkansas		1 3							
LAST 10 GAMES																							
211 H UNC Greensboro						3 0						58 A Kansas St.						1 3					
62 H Texas Tech						3 1						62 A Texas Tech						3 0					
129 A West Vi rgi ni a						3 1						5 H Texas						3 1					
19 A Bayl or						0 3						19 H Bayl or						3 1					
74 H Iowa St.						0 3						129 H West Vi rgi ni a						3 2					

Non-Div. I Games:

Kansas

Average RPI Win: 129		WON-LOST RECORD		WINNING PCT. RANK		LAST 10 GAMES		STRENGTH OF SCHEDULE		OPP. STRENGTH OF SCHEDULE		TEAM RPI		ADJ RPI		CONF. RPI		ADJ CONF. RPI	
DIV. I ONLY		20-5		.8		21		82		53		29		.6198		30		4	
DIV. I NON-CONF.		10-2		.83333		28		164		96		57		.58822		58		4	
TOTALS		RPI 1-25		RPI 26-50		W-L RECORDS		RPI 51-100		RPI 101-150		RPI 150+							
20-5		1-1		2-2		OVERALL		8-2		3-0		6-0							
9-0		0-0		1-0		HOME		5-0		1-0		2-0							
5-4		1-1		0-2		AWAY		1-1		2-0		1-0							
6-1		0-0		1-0		NEUTRAL		2-1		0-0		3-0							
10-2		0-0		1-0		NON-CONFERENCE		2-2		2-0		5-0							
3-0		0-0		0-0		HOME		0-0		1-0		2-0							
1-1		0-0		0-0		AWAY		0-1		1-0		0-0							
6-1		0-0		1-0		NEUTRAL		2-1		0-0		3-0							
10-3		1-1		1-2		CONFERENCE		6-0		1-0		1-0							
6-0		0-0		1-0		HOME		5-0		0-0		0-0							
4-3		1-1		0-2		AWAY		1-0		1-0		1-0							
0-0		0-0		0-0		NEUTRAL		0-0		0-0		0-0							
RPI	S	Opponent	Score		RPI	S	Opponent	Score		RPI	S	Opponent	Score		RPI	S	Opponent	Score	
8	A	Kentucky	1	3	26	A	South Carolina	2	3	52	H	Alabama	3	0	114	A	Ole Miss	3	0
21	A	Florida	3	2	26	H	South Carolina	3	0	53	A	James Madison	1	3	124	H	Drake	3	0
					28	A	Tennessee	2	3	60	N	Princeton	3	0	145	A	Towson	3	2
					48	N	Miami (FL)	3	2	71	N	Ohio St.	1	3	176	N	Xavier	3	0
										77	N	Arizona St.	3	1	191	H	Ohio	3	1
										88	H	Texas A&M	3	2	229	H	A&M-Corpus Christi	3	0
										94	H	LSU	3	0	239	A	Mississippi St.	3	0
										95	H	Auburn	3	1	263	N	Fairfield	3	0
										100	A	Arkansas	3	1	334	N	Delaware St.	3	0
										100	H	Arkansas	3	0					
					LAST 10 GAMES														
					26	A	South Carolina	2	3	239	A	Mississippi St.	3	0					
					88	H	Texas A&M	3	2	114	A	Ole Miss	3	0					
					94	H	LSU	3	0	100	H	Arkansas	3	0					
					21	A	Florida	3	2	26	H	South Carolina	3	0					
					95	H	Auburn	3	1	8	A	Kentucky	1	3					

Non-Div. I Games:

Missouri

Average RPI Win:		164	WON-LOST RECORD		WINNING PCT. RANK		LAST 10 GAMES		STRENGTH OF SCHEDULE		OPP. STRENGTH OF SCHEDULE		TEAM RPI		ADJ RPI		CONF. RPI		ADJ CONF. RPI				
DIV. I ONLY			21- 4		.84 12		10-0		80		105		27		.61806 31		14		14				
DIV. I NON-CONF.			9- 4		.69231 79		0		28		85		34		.62015 36		13		13				
TOTALS		RPI 1-25		RPI 26-50		W-L RECORDS		RPI 51-100		RPI 101-150		RPI 150+											
21- 4		0- 2		2- 1		OVERALL		4- 1		2- 0		13- 0											
13- 1		0- 1		1- 0		HOME		2- 0		2- 0		8- 0											
5- 3		0- 1		1- 1		AWAY		1- 1		0- 0		3- 0											
3- 0		0- 0		0- 0		NEUTRAL		1- 0		0- 0		2- 0											
9- 4		0- 2		1- 1		NON-CONFERENCE		2- 1		1- 0		5- 0											
6- 1		0- 1		1- 0		HOME		1- 0		1- 0		3- 0											
0- 3		0- 1		0- 1		AWAY		0- 1		0- 0		0- 0											
3- 0		0- 0		0- 0		NEUTRAL		1- 0		0- 0		2- 0											
12- 0		0- 0		1- 0		CONFERENCE		2- 0		1- 0		8- 0											
7- 0		0- 0		0- 0		HOME		1- 0		1- 0		5- 0											
5- 0		0- 0		1- 0		AWAY		1- 0		0- 0		3- 0											
0- 0		0- 0		0- 0		NEUTRAL		0- 0		0- 0		0- 0											
RPI	S	Opponent		Score		RPI	S	Opponent		Score		RPI	S	Opponent		Score							
19	A	Bayl or		1	3	26	H	South Carolina		3	1	62	A	Texas Tech		2	3	114	H	Ole Miss	3	1	
25	H	Texas St.		2	3	44	A	SFA		1	3	64	H	Austin Peay		3	1	138	H	North Texas	3	0	
						50	A	Western Ky.		3	1	72	A	UTSA		3	0	159	A	Southern Mi ss.	3	2	
												72	H	UTSA		3	1	169	H	Charlotte	3	0	
												85	N	UTRGV		3	0	173	H	UAB	3	1	
																		185	H	Houston Baptist	3	1	
																		187	N	Northwestern St.	3	0	
																		195	H	Liberty	3	0	
																		216	H	Marshall	3	2	
																		217	N	North Dakota	3	1	
																		242	H	McNeese	3	0	
																		249	A	UTEP	3	2	
																		249	H	UTEP	3	0	
																		285	A	Mi ddl e Tenn.	3	0	
																		306	H	Loui si ana Tech	3	0	
						LAST 10 GAMES																	
						173 H UAB						138 H North Texas						3 0					
						169 H Charlotte						216 H Marshall						3 2					
						249 A UTEP						159 A Southern Mi ss.						3 2					
						72 A UTSA						285 A Mi ddl e Tenn.						3 0					
						306 H Loui si ana Tech						50 A Western Ky.						3 1					

Non-Div. I Games:

Ri ce

Average RPI Win:		122	WON-LOST RECORD		WINNING PCT. RANK		LAST 10 GAMES		STRENGTH OF SCHEDULE		OPP. STRENGTH OF SCHEDULE		TEAM RPI		ADJ RPI		CONF. RPI		ADJ CONF. RPI								
DIV. I ONLY			16- 8		.66667 78		9-1		26		41		33		.61755 32		6		6								
DIV. I NON-CONF.			4- 6		.4 227		0		18		18		70		.57273 70		6		6								
TOTALS		RPI 1-25		RPI 26-50		W-L RECORDS		RPI 51-100		RPI 101-150		RPI 150+															
16- 8		0- 5		4- 2		OVERALL		4- 1		2- 0		6- 0															
9- 1		0- 1		1- 0		HOME		3- 0		2- 0		3- 0															
6- 4		0- 1		3- 2		AWAY		0- 1		0- 0		3- 0															
1- 3		0- 3		0- 0		NEUTRAL		1- 0		0- 0		0- 0															
4- 6		0- 4		0- 1		NON-CONFERENCE		2- 1		0- 0		2- 0															
2- 1		0- 1		0- 0		HOME		1- 0		0- 0		1- 0															
1- 2		0- 0		0- 1		AWAY		0- 1		0- 0		1- 0															
1- 3		0- 3		0- 0		NEUTRAL		1- 0		0- 0		0- 0															
12- 2		0- 1		4- 1		CONFERENCE		2- 0		2- 0		4- 0															
7- 0		0- 0		1- 0		HOME		2- 0		2- 0		2- 0															
5- 2		0- 1		3- 1		AWAY		0- 0		0- 0		2- 0															
0- 0		0- 0		0- 0		NEUTRAL		0- 0		0- 0		0- 0															
RPI	S	Opponent		Score		RPI	S	Opponent		Score		RPI	S	Opponent		Score											
4	N	Minnesota		0	3	33	A	Syracuse		3	2	75	H	VCU		3	0	102	H	Clemson		3	1				
7	N	Wisconsin		1	3	36	A	Louisville		3	1	76	N	TCU		3	0	128	H	Virginia Tech		3	0				
9	A	Pittsburgh		1	3	38	A	Colorado St.		2	3	92	H	Georgia Tech		3	1	159	H	Southern Miss.		3	0				
21	H	Florida		1	3	41	H	Duke		3	0	95	A	Auburn		1	3	171	H	North Carolina		3	1				
23	N	Cincinnati		2	3	48	A	Miami (FL)		2	3	96	H	NC State		3	0	182	A	Boston College		3	1				
						49	A	Notre Dame		3	1											218	H	Wake Forest		3	0
																						221	A	Virginia		3	0
																						272	A	Florida A&M		3	0
												</															

Average RPI Win:		124	WON-LOST RECORD		WINNING PCT. RANK		LAST 10 GAMES		STRENGTH OF SCHEDULE		OPP. STRENGTH OF SCHEDULE		TEAM RPI		ADJ RPI		CONF. RPI		ADJ CONF. RPI	
DIV. I ONLY			15- 7		.68182 70		7-3		30		37		34		.6147 33		6		6	
DIV. I NON-CONF.			4- 4		.5 170		0		21		14		49		.59657 46		6		6	
TOTALS		RPI 1-25		RPI 26-50		W-L RECORDS		RPI 51-100		RPI 101-150		RPI 150+								
15- 7		0- 4		3- 2		OVERALL		4- 1		3- 0		5- 0								
6- 1		0- 0		1- 1		HOME		2- 0		1- 0		2- 0								
7- 3		0- 2		2- 1		AWAY		1- 0		2- 0		2- 0								
2- 3		0- 2		0- 0		NEUTRAL		1- 1		0- 0		1- 0								
4- 4		0- 3		0- 0		NON-CONFERENCE		2- 1		1- 0		1- 0								
0- 0		0- 0		0- 0		HOME		0- 0		0- 0		0- 0								
2- 1		0- 1		0- 0		AWAY		1- 0		1- 0		0- 0								
2- 3		0- 2		0- 0		NEUTRAL		1- 1		0- 0		1- 0								
11- 3		0- 1		3- 2		CONFERENCE		2- 0		2- 0		4- 0								
6- 1		0- 0		1- 1		HOME		2- 0		1- 0		2- 0								
5- 2		0- 1		2- 1		AWAY		0- 0		1- 0		2- 0								
0- 0		0- 0		0- 0		NEUTRAL		0- 0		0- 0		0- 0								
RPI	S	Opponent		Score		RPI	S	Opponent		Score		RPI	S	Opponent		Score				
3	N	BYU		0	3	32	H	Florida St.		2	3	73	N	Iowa		2	3			
6	N	Southern California		2	3	36	A	Louisville		3	2	74	A	Iowa St.		3	2			
9	A	Pittsburgh		1	3	41	A	Duke		3	1	91	N	Wyoming		3	2			
18	A	Marquette		1	3	48	H	Miami (FL)		3	1	92	H	Georgi a Tech		3	0			
						49	A	Notre Dame		0	3	96	H	NC State		3	1			
						LAST 10 GAMES														
						128 A Virginia Tech 3 1						171 H North Carolina 3 0								
						182 H Boston College 3 1						32 H Florida St. 2 3								
						36 A Louisville 3 2						48 H Miami (FL) 3 1								
						49 A Notre Dame 0 3						221 A Virginia 3 0								
						96 H NC State 3 1						9 A Pittsburgh 1 3								

Average RPI Win: 155		WON-LOST	WINNING	LAST 10	STRENGTH OF		OPP. STRENGTH	TEAM	ADJ	CONF.	ADJ CONF.
Average RPI Loss: 23		RECORD	PCT. RANK	GAMES	SCHEDULE		OF SCHEDULE	RPI	RPI	RPI	RPI
DIV. I ONLY		22- 5	.81481	17	102		60	32	.61372	34	8
DIV. I NON-CONF.		8- 4	.66667	84	89		25	61	.58468	63	9
TOTALS		RPI 1-25	RPI 26-50	W-L RECORDS	RPI 51-100		RPI 101-150	RPI 150+			
22- 5		1- 4	1- 0	OVERALL	2- 1		8- 0	10- 0			
9- 0		1- 0	0- 0	HOME	1- 0		4- 0	3- 0			
6- 4		0- 3	0- 0	AWAY	0- 1		2- 0	4- 0			
7- 1		0- 1	1- 0	NEUTRAL	1- 0		2- 0	3- 0			
8- 4		0- 3	1- 0	NON-CONFERENCE	1- 1		2- 0	4- 0			
0- 0		0- 0	0- 0	HOME	0- 0		0- 0	0- 0			
1- 3		0- 2	0- 0	AWAY	0- 1		0- 0	1- 0			
7- 1		0- 1	1- 0	NEUTRAL	1- 0		2- 0	3- 0			
14- 1		1- 1	0- 0	CONFERENCE	1- 0		6- 0	6- 0			
9- 0		1- 0	0- 0	HOME	1- 0		4- 0	3- 0			
5- 1		0- 1	0- 0	AWAY	0- 0		2- 0	3- 0			
0- 0		0- 0	0- 0	NEUTRAL	0- 0		0- 0	0- 0			
RPI S	Opponent	Score	RPI S	Opponent	Score	RPI S	Opponent	Score	RPI S	Opponent	Score
7 N	Wisconsin	1 3	47 N	Tulsa	3 1	67 A	Georgia	1 3	107 N	Stony Brook	3 0
10 A	Washington St.	1 3				68 H	Valparaiso	3 1	113 N	Coastal Caro.	3 0
15 A	UNI	0 3				95 N	Auburn	3 1	115 A	Missouri St.	3 0
15 H	UNI	3 2							115 H	Missouri St.	3 0
18 A	Marquette	0 3							117 H	Bradley	3 1
									124 A	Drake	3 1
									124 H	Drake	3 0
									130 H	Loyola Chi cago	3 0
									189 N	Furman	3 1
									200 A	Butler	3 0
									203 A	Indiana St.	3 0
									203 H	Indiana St.	3 1
									226 A	Evansville	3 2
									226 H	Evansville	3 0
									237 A	Southern Ill.	3 0
									237 H	Southern Ill.	3 0
									242 N	McNeese	3 0
									268 N	Eastern Ill.	3 0
			LAST 10 GAMES								
			15 H	UNI	3 2	237 H	Southern Ill.	3 0			
			124 H	Drake	3 0	117 H	Bradley	3 1			
			226 A	Evansville	3 2	130 H	Loyola Chi cago	3 0			
			203 A	Indiana St.	3 0	68 H	Valparaiso	3 1			
			115 H	Missouri St.	3 0	124 A	Drake	3 1			

Non-Div. I Games:

Illinois St.

Average RPI Win:		170	WON-LOST RECORD		WINNING PCT. RANK		LAST 10 GAMES		STRENGTH OF SCHEDULE		OPP. STRENGTH OF SCHEDULE		TEAM RPI		ADJ RPI		CONF. RPI		ADJ CONF. RPI	
DIV. I ONLY			24- 5		.82759 14		9-1		104		100		36		.61363 35		17		17	
DIV. I NON-CONF.			11- 4		.73333 55		0-1		52		45		38		.62128 35		18		18	
TOTALS		RPI 1-25		RPI 26-50		W-L RECORDS		RPI 51-100		RPI 101-150		RPI 150+								
24- 5		1- 1		3- 2		OVERALL		0- 1		5- 0		15- 1								
7- 2		0- 0		1- 0		HOME		0- 1		2- 0		4- 1								
10- 2		0- 0		1- 2		AWAY		0- 0		1- 0		8- 0								
7- 1		1- 1		1- 0		NEUTRAL		0- 0		2- 0		3- 0								
11- 4		1- 1		3- 2		NON-CONFERENCE		0- 1		3- 0		4- 0								
2- 1		0- 0		1- 0		HOME		0- 1		1- 0		0- 0								
2- 2		0- 0		1- 2		AWAY		0- 0		0- 0		1- 0								
7- 1		1- 1		1- 0		NEUTRAL		0- 0		2- 0		3- 0								
13- 1		0- 0		0- 0		CONFERENCE		0- 0		2- 0		11- 1								
5- 1		0- 0		0- 0		HOME		0- 0		1- 0		4- 1								
8- 0		0- 0		0- 0		AWAY		0- 0		1- 0		7- 0								
0- 0		0- 0		0- 0		NEUTRAL		0- 0		0- 0		0- 0								
RPI	S	Opponent		Score		RPI	S	Opponent		Score		RPI	S	Opponent		Score				
10	N	Washington St.		3	2	26	A	South Carolina		0	3	66	H	High Point		2	3			
23	N	Cincinnati		2	3	28	H	Tennessee		3	2	102	N	Clemson		3	1			
						41	A	Duke		3	1	104	H	Appalachian St.		3	0			
						47	N	Tulsa		3	0	113	N	Coastal Caro.		3	1			
						50	A	Western Ky.		0	3	135	A	Wofford		3	0			
												135	H	Wofford		3	0			
												151	A	Samford		3	2			
												151	H	Samford		2	3			
												189	A	Furman		3	1			
												189	H	Furman		3	1			
												202	A	Mercer		3	1			
												211	A	UNC Greensboro		3	0			
												211	H	UNC Greensboro		3	0			
												227	N	Northern Ill.		3	0			
												228	A	Western Caro.		3	0			
												228	H	Western Caro.		3	0			
												229	A	Chattanooga		3	1			
												229	H	Chattanooga		3	0			
												229	N	A&M-Corpus Christi		3	0			
												274	A	The Citadel		3	0			
												284	A	Belmont		3	0			
												292	N	UMBC		3	0			
						LAST 10 GAMES														
						135 A Wofford						228 H Western Caro.								
						189 A Furman						274 A The Citadel								
						211 H UNC Greensboro						202 A Mercer								
						151 A Samford						66 H High Point								
						229 A Chattanooga						189 H Furman								

Non-Div. I Games:

ETSU

Average RPI Win:		145	WON-LOST RECORD		WINNING PCT. RANK		LAST 10 GAMES		STRENGTH OF SCHEDULE		OPP. STRENGTH OF SCHEDULE		TEAM RPI		ADJ RPI		CONF. RPI		ADJ CONF. RPI	
DIV. I ONLY			18- 7		.72 47		7-3		63		39		35		.60987 36		6 6			
DIV. I NON-CONF.			7- 4		.63636 110		0		61		21		56		.59098 54		6 6			
TOTALS		RPI 1-25		RPI 26-50		W-L RECORDS		RPI 51-100		RPI 101-150		RPI 150+								
18- 7		1- 5		3- 2		OVERALL		2- 0		3- 0		9- 0								
9- 3		0- 1		3- 2		HOME		0- 0		1- 0		5- 0								
5- 3		0- 3		0- 0		AWAY		2- 0		1- 0		2- 0								
4- 1		1- 1		0- 0		NEUTRAL		0- 0		1- 0		2- 0								
7- 4		1- 4		0- 0		NON-CONFERENCE		0- 0		1- 0		5- 0								
3- 1		0- 1		0- 0		HOME		0- 0		0- 0		3- 0								
0- 2		0- 2		0- 0		AWAY		0- 0		0- 0		0- 0								
4- 1		1- 1		0- 0		NEUTRAL		0- 0		1- 0		2- 0								
11- 3		0- 1		3- 2		CONFERENCE		2- 0		2- 0		4- 0								
6- 2		0- 0		3- 2		HOME		0- 0		1- 0		2- 0								
5- 1		0- 1		0- 0		AWAY		2- 0		1- 0		2- 0								
0- 0		0- 0		0- 0		NEUTRAL		0- 0		0- 0		0- 0								
RPI	S	Opponent		Score		RPI	S	Opponent		Score		RPI	S	Opponent		Score				
6	N	Southern California		0	3	32	H	Florida St.		1	3	92	A	Georgi a Tech		3	0			
8	H	Kentucky		0	3	33	H	Syracuse		2	3	96	A	NC State		3	1			
9	A	Pittsburgh		1	3	41	H	Duke		3	0									
11	N	UCF		3	0	48	H	Mi ami (FL)		3	1									
12	A	Purdue		2	3	49	H	Notre Dame		3	2									
21	A	Flori da		1	3															

[illegible]

Non-Div. I Games:

Dayton

Average RPI Win:		154	WON-LOST RECORD		WINNING PCT. RANK	LAST 10 GAMES		STRENGTH OF SCHEDULE		OPP. STRENGTH OF SCHEDULE	TEAM RPI	ADJ RPI	CONF. RPI	ADJ CONF. RPI			
DIV. I ONLY			20- 6		.76923	31		86		72	38	.60362	38	12	12		
DIV. I NON-CONF.			8- 4		.66667	84		77		17	52	.59389	51	11	11		
TOTALS		RPI 1-25		RPI 26-50		W-L RECORDS		RPI 51-100		RPI 101-150		RPI 150+					
20- 6		0- 3		1- 1		OVERALL		4- 2		5- 0		10- 0					
11- 2		0- 2		1- 0		HOME		3- 0		2- 0		5- 0					
7- 4		0- 1		0- 1		AWAY		0- 2		3- 0		4- 0					
2- 0		0- 0		0- 0		NEUTRAL		1- 0		0- 0		1- 0					
8- 4		0- 3		1- 1		NON-CONFERENCE		2- 0		2- 0		3- 0					
4- 2		0- 2		1- 0		HOME		1- 0		1- 0		1- 0					
2- 2		0- 1		0- 1		AWAY		0- 0		1- 0		1- 0					
2- 0		0- 0		0- 0		NEUTRAL		1- 0		0- 0		1- 0					
12- 2		0- 0		0- 0		CONFERENCE		2- 2		3- 0		7- 0					
7- 0		0- 0		0- 0		HOME		2- 0		1- 0		4- 0					
5- 2		0- 0		0- 0		AWAY		0- 2		2- 0		3- 0					
0- 0		0- 0		0- 0		NEUTRAL		0- 0		0- 0		0- 0					
RPI	S	Opponent		Score		RPI	S	Opponent		Score		RPI	S	Opponent		Score	
2	H	Illinois		2	3	32	H	Florida St.		3	2	76	H	TCU		3	1
13	A	Michigan		0	3	50	A	Colorado		1	3	91	A	Wyoming		1	3
23	H	Cincinnati		1	3							91	H	Wyoming		3	1
												94	N	LSU		3	0
												98	A	Fresno St.		1	3
												98	H	Fresno St.		3	0

Non-Div. I Games:

Colorado St.

Average RPI Win: 139		WON-LOST RECORD		WINNING PCT. RANK		LAST 10 GAMES		STRENGTH OF SCHEDULE		OPP. STRENGTH OF SCHEDULE		TEAM RPI		ADJ RPI		CONF. RPI		ADJ CONF. RPI	
DIV. I ONLY		18- 8		.69231 63		4-6		75		27		40		.60037 39		2		1	
DIV. I NON-CONF.		11- 1		.91667 9		0		232		122		53		.58961 55		1		1	
TOTALS		RPI 1-25		RPI 26-50		W-L RECORDS		RPI 51-100		RPI 101-150		RPI 150+							
18- 8		2- 6		2- 1		OVERALL		2- 1		5- 0		7- 0							
10- 3		0- 3		2- 0		HOME		2- 0		4- 0		2- 0							
4- 5		2- 3		0- 1		AWAY		0- 1		1- 0		1- 0							
4- 0		0- 0		0- 0		NEUTRAL		0- 0		0- 0		4- 0							
11- 1		0- 0		0- 0		NON-CONFERENCE		1- 1		3- 0		7- 0							
6- 0		0- 0		0- 0		HOME		1- 0		3- 0		2- 0							
1- 1		0- 0		0- 0		AWAY		0- 1		0- 0		1- 0							
4- 0		0- 0		0- 0		NEUTRAL		0- 0		0- 0		4- 0							
7- 7		2- 6		2- 1		CONFERENCE		1- 0		2- 0		0- 0							
4- 3		0- 3		2- 0		HOME		1- 0		1- 0		0- 0							
3- 4		2- 3		0- 1		AWAY		0- 0		1- 0		0- 0							
0- 0		0- 0		0- 0		NEUTRAL		0- 0		0- 0		0- 0							
RPI	S	Opponent		Score		RPI	S	Opponent		Score		RPI	S	Opponent		Score			
1	A	Stanford		1	3	27	A	UCLA		0	3	77	H	Arizona St.		3	0		
6	A	Southern California		1	3	43	H	Utah		3	1	81	A	New Mexico St.		2	3		
10	A	Washington St.		3	2	50	H	Colorado		3	0	81	H	New Mexico St.		3	0		
10	H	Washington St.		2	3									Oregon St.		3	0		
20	A	Oregon		3	2									Oregon St.		3	0		
20	H	Oregon		1	3									Pacifi c		3	0		
24	A	Washington		1	3									CSUN		3	0		
24	H	Washingtn		0	3									Sacramento St.		3	1		
														San Diego St.		3	0		
														UT Martin		3	0		
														UTEP		3	1		
														Utah St.		3	2		
														Montana		3	0		
LAST 10 GAMES																			
24	A	Washington		1	3	50	H	Colorado		3	0								
10	A	Washington St.		3	2	6	A	Southern Cal i forni a		1	3								
20	H	Oregon		1	3	27	A	UCLA		0	3								
140	H	Oregon St.		3	0	10	H	Washington St.		2	3								
43	H	Utah		3	1	24	H	Washington		0	3								

Non-Div. I Games:

Ari zona

Average RPI Win:		108	WON-LOST RECORD		WINNING PCT. RANK		LAST 10 GAMES		STRENGTH OF SCHEDULE		OPP. STRENGTH OF SCHEDULE		TEAM RPI		ADJ RPI		CONF. RPI		ADJ CONF. RPI				
DIV. I ONLY			13- 10		.56522	130	7-3		20	32	42	.59984	40	5	5								
DIV. I NON-CONF.			3- 7		.3	256	0-1		40	10	135	.52854	124	5	5								
TOTALS		RPI 1-25		RPI 26-50		W-L RECORDS		RPI 51-100		RPI 101-150		RPI 150+											
13- 10		1- 5		1- 3		OVERALL		5- 0		1- 1		5- 1											
8- 6		1- 2		1- 3		HOME		3- 0		1- 1		2- 0											
5- 4		0- 3		0- 0		AWAY		2- 0		0- 0		3- 1											
0- 0		0- 0		0- 0		NEUTRAL		0- 0		0- 0		0- 0											
3- 7		1- 3		1- 2		NON-CONFERENCE		0- 0		0- 1		1- 1											
3- 4		1- 1		1- 2		HOME		0- 0		0- 1		1- 0											
0- 3		0- 2		0- 0		AWAY		0- 0		0- 0		0- 1											
0- 0		0- 0		0- 0		NEUTRAL		0- 0		0- 0		0- 0											
10- 3		0- 2		0- 1		CONFERENCE		5- 0		1- 0		4- 0											
5- 2		0- 1		0- 1		HOME		3- 0		1- 0		1- 0											
5- 1		0- 1		0- 0		AWAY		2- 0		0- 0		3- 0											
0- 0		0- 0		0- 0		NEUTRAL		0- 0		0- 0		0- 0											
RPI	S	Opponent		Score		RPI	S	Opponent		Score		RPI	S	Opponent		Score							
3	A	BYU		1	3	27	H	UCLA		2	3	54	H	Pepperdi ne		3	0	140	H	Oregon St.		2	3
3	H	BYU		1	3	28	H	Tennessee		3	0	59	A	Portl and		3	2	142	H	Paci fi c		3	0
6	H	Southern Cal i forni a		0	3	28	H	Tennessee		1	3	59	H	Portl and		3	0	165	A	Gonzaga		3	0
19	H	Baylor		3	1	42	H	Saint Mary' s (CA)		2	3	63	A	Loyol a Marymount		3	1	165	H	Gonzaga		3	0
24	A	Washi ngton		1	3							63	H	Loyol a Marymount		3	0	177	H	Loui si ana		3	0
24	A	Washi ngton		0	3													181	A	San Franci sco		3	0
																		201	A	San Di ego St.		0	3
																		224	A	Santa Clara		3	0
LAST 10 GAMES																							
3 A BYU						1	3	181 A San Franci sco						3	0								
59 A Portl and						3	2	224 A Santa Clara						3	0								
165 A Gonzaga						3	0	3 H BYU						1	3								
63 H Loyol a Marymount						3	0	201 A San Di ego St.						0	3								
54 H Pepperdi ne						3	0	165 H Gonzaga						3	0								

Average RPI Win:		132	WON-LOST RECORD		WINNING PCT. RANK		LAST 10 GAMES		STRENGTH OF SCHEDULE		OPP. STRENGTH OF SCHEDULE		TEAM RPI		ADJ RPI		CONF. RPI		ADJ CONF. RPI		
DIV. I ONLY			14- 9		.6087 106		7-3		27		50		43		.5998 41		6		6		
DIV. I NON-CONF.			6- 3		.66667 84		0		12		31		20		.64375 21		6		6		
TOTALS		RPI 1-25		RPI 26-50		W-L RECORDS		RPI 51-100		RPI 101-150		RPI 150+									
14- 9		2- 2		1- 5		OVERALL		2- 2		3- 0		6- 0									
7- 5		2- 2		0- 2		HOME		0- 1		2- 0		3- 0									
5- 4		0- 0		1- 3		AWAY		1- 1		1- 0		2- 0									
2- 0		0- 0		0- 0		NEUTRAL		1- 0		0- 0		1- 0									
6- 3		1- 2		0- 1		NON-CONFERENCE		2- 0		1- 0		2- 0									
3- 3		1- 2		0- 1		HOME		0- 0		1- 0		1- 0									
1- 0		0- 0		0- 0		AWAY		1- 0		0- 0		0- 0									
2- 0		0- 0		0- 0		NEUTRAL		1- 0		0- 0		1- 0									
8- 6		1- 0		1- 4		CONFERENCE		0- 2		2- 0		4- 0									
4- 2		1- 0		0- 1		HOME		0- 1		1- 0		2- 0									
4- 4		0- 0		1- 3		AWAY		0- 1		1- 0		2- 0									
0- 0		0- 0		0- 0		NEUTRAL		0- 0		0- 0		0- 0									
RPI	S	Opponent		Score		RPI	S	Opponent		Score		RPI	S	Opponent		Score					
3	H	BYU		0	3	32	A	Florida St.		0	3	92	H	Georgi a Tech		1	3				
3	H	BYU		1	3	33	H	Syracuse		1	3	94	A	LSU		3	1				
9	H	Pittsburgh		3	1	35	H	ETSU		1	3	96	A	NC State		2	3				
23	H	Cinci nnati		3	0	36	A	Louisville		0	3	99	N	South Fla.		3	1				
						48	A	Mi ami (FL)		1	3										
						49	A	Notre Dame		3	2										
						LAST 10 GAMES															
						96 A NC State						2	3	218 A Wake Forest						3	2
						171 A North Carolina						3	0	92 H Georgia Tech						1	3
						9 H Pittsburgh						3	1	102 H Clemson						3	0
						221 H Virginia						3	0	49 A Notre Dame						3	2
						128 A Virginia Tech						3	2	36 A Louisville						0	3

Average RPI Win:		136	WON-LOST RECORD		WINNING PCT. RANK		LAST 10 GAMES		STRENGTH OF SCHEDULE		OPP. STRENGTH OF SCHEDULE		TEAM RPI		ADJ RPI		CONF. RPI		ADJ CONF. RPI				
DIV. I ONLY			16- 7		.69565 60		6-4		50		74		39		.59934 42		5		5				
DIV. I NON-CONF.			8- 2		.8 35		0		36		111		27		.63322 30		5		5				
TOTALS		RPI 1-25		RPI 26-50				W-L RECORDS				RPI 51-100				RPI 101-150				RPI 150+			
16- 7		0- 1		2- 1				OVERALL				4- 5				4- 0				6- 0			
8- 2		0- 0		0- 0				HOME				3- 2				1- 0				4- 0			
6- 3		0- 1		2- 0				AWAY				1- 2				1- 0				2- 0			
2- 2		0- 0		0- 1				NEUTRAL				0- 1				2- 0				0- 0			
8- 2		0- 0		1- 1				NON-CONFERENCE				3- 1				2- 0				2- 0			
4- 0		0- 0		0- 0				HOME				2- 0				0- 0				2- 0			
2- 0		0- 0		1- 0				AWAY				1- 0				0- 0				0- 0			
2- 2		0- 0		0- 1				NEUTRAL				0- 1				2- 0				0- 0			
8- 5		0- 1		1- 0				CONFERENCE				1- 4				2- 0				4- 0			
4- 2		0- 0		0- 0				HOME				1- 2				1- 0				2- 0			
4- 3		0- 1		1- 0				AWAY				0- 2				1- 0				2- 0			
0- 0		0- 0		0- 0				NEUTRAL				0- 0				0- 0				0- 0			
RPI	S	Opponent		Score		RPI	S	Opponent		Score		RPI	S	Opponent		Score		RPI	S	Opponent		Score	
3	A	BYU		0 <div>3</div>		40	A	San Di ego		3 2		54	A	Pepperdi ne		0 <div>3</div>		103	N	Ameri can		3 1	
						43	A	Utah		3 2		54	H	Pepperdi ne		0 <div>3</div>		118	N	Cal i forn i a Bapti st		3 1	
						46	N	Denver		1 <div>3</div>		59	H	Portl and		3 1		142	A	Paci fi c		3 2	
												63	A	Loyol a Marymount		0 <div>3</div>		142	H	Paci fi c		3 0	
												63	H	Loyol a Marymount		2 <div>3</div>		165	H	Gonzaga		3 0	
												80	N	UC Ir vine		1 <div>3</div>		181	A	San Franci sco		3 1	
												82	H	Hofstra		3 1		181	H	San Franci sco		3 1	
												90	H	Cal i forn i a		3 0		224	A	Santa Clara		3 0	
												98	A	Fresno St.		3 1		233	H	Nevada		3 2	
																		282	H	Southern Utah		3 2	
						LAST 10 GAMES																	
						63 H Loyol a Marymount 2 <div>3</div>						59 H Portl and 3 1											
						54 H Pepperdi ne 0 <div>3</div>						165 H Gonzaga 3 0											
						142 H Paci fi c 3 0						54 A Pepperdi ne 0 <div>3</div>											
						224 A Santa Clara 3 0						63 A Loyol a Marymount 0 <div>3</div>											
						181 A San Franci sco 3 1						142 A Paci fi c 3 2											

Non-Div. I Games:

Saint Mary's (CA)

Average RPI Win:		99	WON-LOST RECORD		WINNING PCT. RANK		LAST 10 GAMES		STRENGTH OF SCHEDULE		OPP. STRENGTH OF SCHEDULE		TEAM RPI		ADJ RPI		CONF. RPI		ADJ CONF. RPI				
DIV. I ONLY			13- 12		.52 155		4-6		17		18		47		.5976 43		2		1				
DIV. I NON-CONF.			8- 3		.72727 57		0		43		53		37		.61635 39		1		1				
TOTALS		RPI 1-25		RPI 26-50				W-L RECORDS				RPI 51-100				RPI 101-150				RPI 150+			
13- 12		3- 5		1- 4				OVERALL				4- 2				2- 1				3- 0			
6- 5		2- 2		1- 2				HOME				1- 1				2- 0				0- 0			
3- 7		1- 3		0- 2				AWAY				1- 1				0- 1				1- 0			
4- 0		0- 0		0- 0				NEUTRAL				2- 0				0- 0				2- 0			
8- 3		0- 1		1- 1				NON-CONFERENCE				3- 0				1- 1				3- 0			
3- 1		0- 0		1- 1				HOME				1- 0				1- 0				0- 0			
1- 2		0- 1		0- 0				AWAY				0- 0				0- 1				1- 0			
4- 0		0- 0		0- 0				NEUTRAL				2- 0				0- 0				2- 0			
5- 9		3- 4		0- 3				CONFERENCE				1- 2				1- 0				0- 0			
3- 4		2- 2		0- 1				HOME				0- 1				1- 0				0- 0			
2- 5		1- 2		0- 2				AWAY				1- 1				0- 0				0- 0			
0- 0		0- 0		0- 0				NEUTRAL				0- 0				0- 0				0- 0			
RPI	S	Opponent		Score		RPI	S	Opponent		Score		RPI	S	Opponent		Score		RPI	S	Opponent		Score	
1	A	Stanford		0 3		27	H	UCLA		1 3		66	N	High Point		3 1		109	H	Utah Valley		3 1	
1	H	Stanford		1 3		39	A	Arizona		1 3		74	N	Iowa St.		3 0		123	A	Villanova		2 3	
3	A	BYU		0 3		42	H	Saint Mary's (CA)		2 3		77	A	Arizona St.		3 0		140	H	Oregon St.		3 2	
10	A	Washington St.		2 3		46	H	Denver		3 2		80	H	UC Irvine		3 0		165	N	Gonzaga		3 0	
10	H	Washington St.		0 3		50	A	Colorado		2 3		90	A	Cal i forni a		1 3		174	N	Temple		3 2	
20	H	Oregon		3 1								90	H	Cal i forni a		2 3		288	A	Montana		3 0	
24	A	Washington		3 1																			
24	H	Washingtn		3 0																			
LAST 10 GAMES																							
		1 A Stanford		0 3				77 A Arizona St.		3 0													
		90 A Cal i forni a		1 3				20 H Oregon		3 1													
		24 H Washington		3 0				140 H Oregon St.		3 2													
		10 H Washington St.		0 3				90 H Cal i forni a		2 3													
		39 A Ari zona		1 3				1 H Stanford		1 3													

Non-Div. I Games:

Utah

Average RPI Win:		201	WON-LOST RECORD		WINNING PCT. RANK		LAST 10 GAMES		STRENGTH OF SCHEDULE		OPP. STRENGTH OF SCHEDULE		TEAM RPI		ADJ RPI		CONF. RPI		ADJ CONF. RPI					
DIV. I ONLY			27- 2		.93103		5		10-0		222		195		41		.59639		44		25		25	
DIV. I NON-CONF.			13- 2		.86667		22		0		158		137		47		.5968		45		24		24	
TOTALS		RPI 1-25		RPI 26-50		W-L RECORDS		RPI 51-100		RPI 101-150		RPI 150+												
27- 2		0- 0		2- 0		OVERALL		0- 2		5- 0		20- 0												
14- 0		0- 0		1- 0		HOME		0- 0		2- 0		11- 0												
9- 0		0- 0		0- 0		AWAY		0- 0		2- 0		7- 0												
4- 2		0- 0		1- 0		NEUTRAL		0- 2		1- 0		2- 0												
13- 2		0- 0		2- 0		NON-CONFERENCE		0- 2		3- 0		8- 0												
6- 0		0- 0		1- 0		HOME		0- 0		1- 0		4- 0												
3- 0		0- 0		0- 0		AWAY		0- 0		1- 0		2- 0												
4- 2		0- 0		1- 0		NEUTRAL		0- 2		1- 0		2- 0												
14- 0		0- 0		0- 0		CONFERENCE		0- 0		2- 0		12- 0												
8- 0		0- 0		0- 0		HOME		0- 0		1- 0		7- 0												
6- 0		0- 0		0- 0		AWAY		0- 0		1- 0		5- 0												
0- 0		0- 0		0- 0		NEUTRAL		0- 0		0- 0		0- 0												
RPI	S	Opponent		Score		RPI	S	Opponent		Score		RPI	S	Opponent		Score								
31	H	Rice		3	1	56	N	Northwestern		1	3	106	H	St. John's (NY)		3	0							
45	N	Wichita St.		3	1	60	N	Princeton		0	3	108	A	Central Ark.		3	1							
												108	H	Central Ark.		3	0							
												111	N	Arkansas St.		3	0							
												138	A	North Texas		3	2							
												155	H	Sam Houston St.		3	1							
												163	A	Memphis		3	0							
												164	A	Colgate		3	1							
												185	H	Houston Baptist		3	1							
												187	A	Northwestern St.		3	1							
												187	H	Northwestern St.		3	0							
												188	H	Stetson		3	1							
												190	H	Abilene Christian		3	1							
												229	H	A&M-Corpus Christi		3	0							
												239	N	Mississippi St.		3	0							
												242	A	McNeese		3	0							
												251	H	La. -Monroe		3	0							
												267	A	Incarnate Word		3	0							
												270	H	New Orleans		3	1							
												290	H	Tennessee St.		3	1							
												299	A	Lamar University		3	0							
												313	N	Ark. -Pine Bluff		3	0							
												316	H	Nicholls St.		3	0							
												318	A	Southeastern La.		3	0							
												326	H	Grambling		3	0							
LAST 10 GAMES																								
190 H Abilene Christian						3	1	270 H New Orleans						3	1									
155 H Sam Houston St.						3	1	108 A Central Ark.						3	1									
299 A Lamar University						3	0	267 A Incarnate Word						3	0									
242 A McNeese						3	0	187 A Northwestern St.						3	1									
316 H Nicholls St.						3	0	318 A Southeastern La.						3	0									

Non-Div. I Games:

SFA

Average RPI Win: 137		WON-LOST RECORD		WINNING PCT. RANK		LAST 10 GAMES		STRENGTH OF SCHEDULE		OPP. STRENGTH OF SCHEDULE		TEAM RPI		ADJ RPI		CONF. RPI		ADJ CONF. RPI									
DIV. I ONLY		12- 12		.5 163		5-5		7		65		45		.59547 45		7		7									
DIV. I NON-CONF.		5- 6		.45455 203		0		4		40		31		.62892 32		7		7									
TOTALS		RPI 1-25		RPI 26-50		W-L RECORDS		RPI 51-100		RPI 101-150		RPI 150+															
12- 12		0- 7		0- 2		OVERALL		4- 1		3- 2		5- 0															
5- 1		0- 1		0- 0		HOME		1- 0		1- 0		3- 0															
6- 7		0- 4		0- 1		AWAY		3- 0		1- 2		2- 0															
1- 4		0- 2		0- 1		NEUTRAL		0- 1		1- 0		0- 0															
5- 6		0- 4		0- 1		NON-CONFERENCE		2- 1		2- 0		1- 0															
0- 0		0- 0		0- 0		HOME		0- 0		0- 0		0- 0															
4- 2		0- 2		0- 0		AWAY		2- 0		1- 0		1- 0															
1- 4		0- 2		0- 1		NEUTRAL		0- 1		1- 0		0- 0															
7- 6		0- 3		0- 1		CONFERENCE		2- 0		1- 2		4- 0															
5- 1		0- 1		0- 0		HOME		1- 0		1- 0		3- 0															
2- 5		0- 2		0- 1		AWAY		1- 0		0- 2		1- 0															
0- 0		0- 0		0- 0		NEUTRAL		0- 0		0- 0		0- 0															
RPI	S	Opponent		Score		RPI	S	Opponent		Score		RPI	S	Opponent		Score											
1	N	Stanford		0	3	44	N	SFA		1	3	53	A	James Madi son		3	2	129	N	West Vi rgi ni a	3	1					
3	A	BYU		0	3	47	A	Tul sa		2	3	70	H	Tul ane		3	2	138	A	North Texas	3	0					
11	A	UCF		1	3							74	N	Iowa St.		1	3	143	A	SMU	2	3					
16	A	Creighton		1	3							75	A	VCU		3	2	147	H	UConn	3	0					
22	N	Cal Poly		1	3							99	A	South Fla.		3	1	148	A	Houston	2	3					
23	A	Cincinnati		0	3													163	H	Memphis	3	0					
23	H	Cincinnati		2	3													174	H	Temple	3	0					
																		178	A	Howard	3	1					
																		206	A	East Carol ina	3	1					
																		206	H	East Carol ina	3	0					
						LAST 10 GAMES																					
						206 A East Carol ina						3	1	143 A SMU						2	3						
						23 A Cincinnati						0	3	23 H Cincinnati						2	3						
						174 H Temple						3	0	206 H East Carol ina						3	0						
						147 H UConn						3	0	11 A UCF						1	3						
						148 A Houston						2	3	99 A South Fla.						3	1						

Non-Div. I Games:

Wichita St.

Average RPI Win:		203	WON-LOST RECORD		WINNING PCT. RANK		LAST 10 GAMES		STRENGTH OF SCHEDULE		OPP. STRENGTH OF SCHEDULE		TEAM RPI		ADJ RPI		CONF. RPI		ADJ CONF. RPI					
DIV. I ONLY			24- 1		.96		3		10-0		247		193		44		.59422		46		21		21	
DIV. I NON-CONF.			11- 1		.91667		9		0		185		170		44		.59923		44		20		20	
TOTALS		RPI 1-25		RPI 26-50		W-L RECORDS		RPI 51-100		RPI 101-150		RPI 150+												
24- 1		0- 0		1- 1		OVERALL		3- 0		4- 0		16- 0												
16- 0		0- 0		0- 0		HOME		2- 0		2- 0		12- 0												
6- 1		0- 0		0- 1		AWAY		0- 0		2- 0		4- 0												
2- 0		0- 0		1- 0		NEUTRAL		1- 0		0- 0		0- 0												
11- 1		0- 0		1- 1		NON-CONFERENCE		3- 0		0- 0		7- 0												
9- 0		0- 0		0- 0		HOME		2- 0		0- 0		7- 0												
0- 1		0- 0		0- 1		AWAY		0- 0		0- 0		0- 0												
2- 0		0- 0		1- 0		NEUTRAL		1- 0		0- 0		0- 0												
13- 0		0- 0		0- 0		CONFERENCE		0- 0		4- 0		9- 0												
7- 0		0- 0		0- 0		HOME		0- 0		2- 0		5- 0												
6- 0		0- 0		0- 0		AWAY		0- 0		2- 0		4- 0												
0- 0		0- 0		0- 0		NEUTRAL		0- 0		0- 0		0- 0												
RPI	S	Opponent	Score	RPI	S	Opponent	Score	RPI	S	Opponent	Score	RPI	S	Opponent	Score									
				42	N	Saint Mary's (CA)	3 1	80	N	UC Irvine	3 2	134	A	South Dakota	3 0									
				43	A	Utah	2 3	93	H	UC Santa Barbara	3 2	134	H	South Dakota	3 2									
								97	H	Navy	3 0	150	A	Omaha	3 2									
												150	H	Omaha	3 0									
												151	H	Samford	3 1									
												168	H	Idaho St.	3 0									
												175	H	Sacramento St.	3 2									
												196	H	Purdue Fort Wayne	3 0									
												217	A	North Dakota	3 1									
												242	H	McNeese	3 0									
												256	A	Oral Roberts	3 1									
												256	H	Oral Roberts	3 0									
												261	A	North Dakota St.	3 1									
												261	H	North Dakota St.	3 0									
												276	A	South Dakota St.	3 0									
												276	H	South Dakota St.	3 0									
												287	H	UMES	3 0									
												311	H	Western Ill.	3 0									
												323	H	Saint Peter's	3 0									
												332	H	Fairleigh Dickinson	3 0									
				LAST 10 GAMES																				
				80	N	UC Irvine	3 2	261	H	North Dakota St.	3 0													
				256	H	Oral Roberts	3 0	150	A	Omaha	3 2													
				134	H	South Dakota	3 2	311	H	Western Ill.	3 0													
				150	H	Omaha	3 0	196	H	Purdue Fort Wayne	3 0													
				276	A	South Dakota St.	3 0	217	A	North Dakota	3 1													

Non-Div. I Games:

Denver

Average RPI Win:		167	WON-LOST RECORD		WINNING PCT. RANK		LAST 10 GAMES		STRENGTH OF SCHEDULE		OPP. STRENGTH OF SCHEDULE		TEAM RPI		ADJ RPI		CONF. RPI		ADJ CONF. RPI				
Average RPI Loss:		37																					
DIV. I ONLY			17- 8		.68	73	6-4		58		77		46		.59063	47	7		7				
DIV. I NON-CONF.			8- 4		.66667	84	0		78		87		66		.57851	66	7		7				
TOTALS		RPI 1-25		RPI 26-50		W-L RECORDS		RPI 51-100		RPI 101-150		RPI 150+											
17- 8		0- 5		1- 2		OVERALL		2- 0		5- 1		9- 0											
10- 1		0- 1		1- 0		HOME		1- 0		2- 0		6- 0											
4- 5		0- 4		0- 0		AWAY		1- 0		1- 1		2- 0											
3- 2		0- 0		0- 2		NEUTRAL		0- 0		2- 0		1- 0											
8- 4		0- 2		0- 2		NON-CONFERENCE		0- 0		3- 0		5- 0											
4- 0		0- 0		0- 0		HOME		0- 0		1- 0		3- 0											
1- 2		0- 2		0- 0		AWAY		0- 0		0- 0		1- 0											
3- 2		0- 0		0- 2		NEUTRAL		0- 0		2- 0		1- 0											
9- 4		0- 3		1- 0		CONFERENCE		2- 0		2- 1		4- 0											
6- 1		0- 1		1- 0		HOME		1- 0		1- 0		3- 0											
3- 3		0- 2		0- 0		AWAY		1- 0		1- 1		1- 0											
0- 0		0- 0		0- 0		NEUTRAL		0- 0		0- 0		0- 0											
RPI	S	Opponent		Score		RPI	S	Opponent		Score		RPI	S	Opponent		Score		RPI	S	Opponent		Score	
11	A	UCF		1 3		34	N	Illinois St.		1 3		70	H	Tulane		3 0		101	N	Bowling Green		3 0	
12	A	Purdue		0 3		35	N	ETSU		0 3		99	A	South Fla.		3 1		135	N	Wofford		3 1	
18	A	Marquette		0 3		45	H	Wichita St.		3 2								138	H	North Texas		3 2	
23	A	Cincinnati		0 3														143	A	SMU		0 3	
23	H	Cincinnati		1 3														147	H	UConn		3 1	
																		148	A	Houston		3 0	
																		163	H	Memphis		3 0	
																		174	H	Temple		3 0	
																		187	H	Northwestern St.		3 0	
																		190	H	Abilene Christian		3 2	
																		206	A	East Carolina		3 1	
																		206	H	East Carolina		3 1	
																		256	H	Oral Roberts		3 1	
																		284	A	Belmont		3 0	
																		292	N	UMBC		3 1	
						LAST 10 GAMES																	

Non-Div. I Games:

Tul sa

Average RPI Win:		140	WON-LOST RECORD		WINNING PCT. RANK		LAST 10 GAMES		STRENGTH OF SCHEDULE		OPP. STRENGTH OF SCHEDULE		TEAM RPI	ADJ RPI		CONF. RPI	ADJ CONF. RPI
DIV. I ONLY			13- 8		.61905 100		6-4		37		68		53	.58872 48		6	6
DIV. I NON-CONF.			4- 3		.57143 146		0		26		125		59	.58893 57		6	6
TOTALS		RPI 1-25		RPI 26-50		W-L RECORDS		RPI 51-100		RPI 101-150		RPI 150+					
13- 8		1- 1		2- 4		OVERALL		3- 1		1- 2		6- 0					
9- 2		1- 0		2- 0		HOME		3- 1		1- 1		2- 0					
3- 4		0- 1		0- 3		AWAY		0- 0		0- 0		3- 0					
1- 2		0- 0		0- 1		NEUTRAL		0- 0		0- 1		1- 0					
4- 3		1- 0		0- 1		NON-CONFERENCE		1- 1		0- 1		2- 0					
2- 1		1- 0		0- 0		HOME		1- 1		0- 0		0- 0					
1- 0		0- 0		0- 0		AWAY		0- 0		0- 0		1- 0					
1- 2		0- 0		0- 1		NEUTRAL		0- 0		0- 1		1- 0					
9- 5		0- 1		2- 3		CONFERENCE		2- 0		1- 1		4- 0					
7- 1		0- 0		2- 0		HOME		2- 0		1- 1		2- 0					
2- 4		0- 1		0- 3		AWAY		0- 0		0- 0		2- 0					
0- 0		0- 0		0- 0		NEUTRAL		0- 0		0- 0		0- 0					
RPI	S	Opponent		Score		RPI	S	Opponent		Score		RPI	S	Opponent		Score	
9	A	Pittsburgh		0 3		30	N	Missouri		2 3		83	H	FGCU		0 3	
11	H	UCF		3 0		32	H	Florida St.		3 2		86	H	Fla. Atlantic		3 1	
						33	A	Syracuse		1 3		92	H	Georgia Tech		3 1	
						36	A	Louisville		1 3		96	H	NC State		3 1	
						41	H	Duke		3 1							
						49	A	Notre Dame		0 3							
						LAST 10 GAMES											
						145	N	Towson		0 3		92	H	Georgia Tech		3 1	
						49	A	Notre Dame		0 3		102	H	Clemson		0 3	
						36	A	Louisville		1 3		182	A	Boston College		3 0	
						128	H	Virginia Tech		3 0		33	A	Syracuse		1 3	
						32	H	Florida St.		3 2		96	H	NC State		3 1	

Non-Div. I Games:

Mi ami (FL)

Average RPI Win:		150	WON-LOST RECORD		WINNING PCT. RANK		LAST 10 GAMES		STRENGTH OF SCHEDULE		OPP. STRENGTH OF SCHEDULE		TEAM RPI		ADJ RPI		CONF. RPI		ADJ CONF. RPI	
DIV. I ONLY			15- 9		.625		98		36		62		49		.58871		49		6	
DIV. I NON-CONF.			6- 4		.6		130		31		61		45		.59511		50		6	
TOTALS		RPI 1-25		RPI 26-50		W-L RECORDS		RPI 51-100		RPI 101-150		RPI 150+								
15- 9		0- 4		2- 4		OVERALL		2- 1		3- 0		8- 0								
9- 3		0- 1		2- 2		HOME		0- 0		2- 0		5- 0								
4- 6		0- 3		0- 2		AWAY		1- 1		1- 0		2- 0								
2- 0		0- 0		0- 0		NEUTRAL		1- 0		0- 0		1- 0								
6- 4		0- 3		0- 1		NON-CONFERENCE		1- 0		1- 0		4- 0								
4- 1		0- 1		0- 0		HOME		0- 0		1- 0		3- 0								
0- 3		0- 2		0- 1		AWAY		0- 0		0- 0		0- 0								
2- 0		0- 0		0- 0		NEUTRAL		1- 0		0- 0		1- 0								
9- 5		0- 1		2- 3		CONFERENCE		1- 1		2- 0		4- 0								
5- 2		0- 0		2- 2		HOME		0- 0		1- 0		2- 0								
4- 3		0- 1		0- 1		AWAY		1- 1		1- 0		2- 0								
0- 0		0- 0		0- 0		NEUTRAL		0- 0		0- 0		0- 0								
RPI	S	Opponent		Score		RPI	S	Opponent		Score		RPI	S	Opponent		Score				
9	A	Pittsburgh		0 3		32	H	Florida St.		1 3		78	N	Mi ami (OH)		3 0				
12	A	Purdue		1 3		33	H	Syracuse		3 0		92	A	Georgi a Tech		3 2				
13	A	Mi chi gan		0 3		36	A	Loui sville		2 3		96	A	NC State		1 3				
13	H	Mi chi gan		1 3		41	H	Duke		2 3										
						48	H	Mi ami (FL)		3 0										
						50	A	Western Ky.		2 3										
						LAST 10 GAMES														
						194	H	Oakl and		3 0		221	A	Vi rgi ni a		3 1				
						48	H	Mi ami (FL)		3 0		9	A	Pi ttsburgh		0 3				
						32	H	Fl ori da St.		1 3		128	H	Vi rgi ni a Tech		3 0				
						182	H	Bos ton Col lege		3 1		36	A	Loui sville		2 3				
						33	H	Syracuse		3 0		41	H	Duke		2 3				

Non-Div. I Games:

Notre Dame

Average RPI Win:	131	WON-LOST RECORD		WINNING PCT. RANK		LAST 10 GAMES		STRENGTH OF SCHEDULE		OPP. STRENGTH OF SCHEDULE		TEAM RPI		ADJ RPI		CONF. RPI		ADJ CONF. RPI					
DIV. I ONLY		14- 11		.56	135	5-5		34		12		54		.58793	50	2		1					
DIV. I NON-CONF.		8- 3		.72727	57	0		163		52		73		.56916	74	1		1					
<hr/>																							
TOTALS		RPI 1-25		RPI 26-50		W-L RECORDS		RPI 51-100		RPI 101-150		RPI 150+											
14- 11		1- 8		2- 1		OVERALL		5- 2		1- 0		5- 0											
9- 5		1- 4		2- 0		HOME		2- 1		1- 0		3- 0											
2- 5		0- 3		0- 1		AWAY		2- 1		0- 0		0- 0											
3- 1		0- 1		0- 0		NEUTRAL		1- 0		0- 0		2- 0											
8- 3		0- 1		1- 0		NON-CONFERENCE		2- 2		0- 0		5- 0											
5- 1		0- 0		1- 0		HOME		1- 1		0- 0		3- 0											
0- 1		0- 0		0- 0		AWAY		0- 1		0- 0		0- 0											
3- 1		0- 1		0- 0		NEUTRAL		1- 0		0- 0		2- 0											
6- 8		1- 7		1- 1		CONFERENCE		3- 0		1- 0		0- 0											
4- 4		1- 4		1- 0		HOME		1- 0		1- 0		0- 0											
2- 4		0- 3		0- 1		AWAY		2- 0		0- 0		0- 0											
0- 0		0- 0		0- 0		NEUTRAL		0- 0		0- 0		0- 0											
RPI	S	Opponent		Score		RPI	S	Opponent		Score		RPI	S	Opponent		Score		RPI	S	Opponent		Score	
1	A	Stanford		2 3		38	H	Colorado St.		3 1		67	H	Georgi a		1 3		140	H	Oregon St.		3 0	
1	H	Stanford		0 3		39	A	Ari zona		0 3		73	N	Iowa		3 1		171	H	North Carolina		3 0	
2	N	Illinois		0 3		43	H	Utah		3 2		77	A	Ari zona St.		3 1		203	H	Indiana St.		3 0	
6	H	Southern Cali forni a		2 3								84	H	Okl ahoma		3 0		256	N	Oral Roberts		3 1	
10	A	Washington St.		1 3								90	A	Cal i forni a		3 0		258	N	North Flori da		3 0	
10	H	Washington St.		1 3								90	H	Cal i forni a		3 2		293	H	Portland St.		3 0	
20	H	Oregon		1 3								91	A	Wyomi ng		2 3							
24	A	Washi ngton		1 3																			
24	H	Washi ngton		3 1																			
<hr/>																							
						LAST 10 GAMES																	
						1 A Stanford 2 3						39 A Ari zona 0 3											
						90 A Cal i forni a 3 0						140 H Oregon St. 3 0											
						24 H Washington 3 1						20 H Oregon 1 3											
						10 H Washington St. 1 3						1 H Stanford 0 3											
						77 A Ari zona St. 3 1						90 H Cal i forni a 3 2											

Non-Div. I Games:

Col orado

Average RPI Win:		163	WON-LOST RECORD		WINNING PCT. RANK		LAST 10 GAMES		STRENGTH OF SCHEDULE		OPP. STRENGTH OF SCHEDULE		TEAM RPI		ADJ RPI		CONF. RPI		ADJ CONF. RPI					
DIV. I ONLY			18- 9		.66667		78		6-4		69		85		60		.58793		50		14		14	
DIV. I NON-CONF.			9- 6		.6		130		0-1		37		43		55		.59653		47		13		13	
TOTALS		RPI 1-25		RPI 26-50		W-L RECORDS		RPI 51-100		RPI 101-150		RPI 150+												
18- 9		1- 2		2- 1		OVERALL		3- 4		2- 1		10- 1												
11- 4		1- 1		2- 1		HOME		2- 0		1- 1		5- 1												
6- 2		0- 0		0- 0		AWAY		1- 2		0- 0		5- 0												
1- 3		0- 1		0- 0		NEUTRAL		0- 2		1- 0		0- 0												
9- 6		1- 2		2- 0		NON-CONFERENCE		1- 4		1- 0		4- 0												
7- 1		1- 1		2- 0		HOME		1- 0		0- 0		3- 0												
1- 2		0- 0		0- 0		AWAY		0- 2		0- 0		1- 0												
1- 3		0- 1		0- 0		NEUTRAL		0- 2		1- 0		0- 0												
9- 3		0- 0		0- 1		CONFERENCE		2- 0		1- 1		6- 1												
4- 3		0- 0		0- 1		HOME		1- 0		1- 1		2- 1												
5- 0		0- 0		0- 0		AWAY		1- 0		0- 0		4- 0												
0- 0		0- 0		0- 0		NEUTRAL		0- 0		0- 0		0- 0												
RPI	S	Opponent		Score		RPI	S	Opponent		Score		RPI	S	Opponent		Score								
10	H	Washington St.		1	3	31	H	Ri ce		1	3	52	N	Al abama		0	3							
18	N	Marquette		0	3	35	H	ETSU		3	0	58	N	Kansas St.		1	3							
23	H	Cincinnati		3	1	49	H	Notre Dame		3	2	64	A	Austin Peay		2	3							
												69	A	Col. of Charleston		1	3							
												72	A	UTSA		3	1							
												78	H	Mi ami (OH)		3	1							
												86	H	Fla. Atlantic		3	1							

Non-Div. I Games:

Western Ky.

Average RPI Win:		142	WON-LOST RECORD		WINNING PCT. RANK		LAST 10 GAMES		STRENGTH OF SCHEDULE		OPP. STRENGTH OF SCHEDULE		TEAM RPI		ADJ RPI		CONF. RPI		ADJ CONF. RPI	
DIV. I ONLY			18- 9		.66667 78		5-5		60		64		48		.58781 52		4		4	
DIV. I NON-CONF.			13- 1		.92857 7		1-0		76		100		19		.6459 19		4		4	
TOTALS		RPI 1-25		RPI 26-50		W-L RECORDS		RPI 51-100		RPI 101-150		RPI 150+								
18- 9		0- 3		1- 3		OVERALL		7- 2		2- 1		8- 0								
9- 6		0- 2		0- 1		HOME		2- 2		0- 1		7- 0								
5- 3		0- 1		0- 2		AWAY		5- 0		0- 0		0- 0								
4- 0		0- 0		1- 0		NEUTRAL		0- 0		2- 0		1- 0								
13- 1		0- 1		1- 0		NON-CONFERENCE		3- 0		2- 0		7- 0								
7- 1		0- 1		0- 0		HOME		1- 0		0- 0		6- 0								
2- 0		0- 0		0- 0		AWAY		2- 0		0- 0		0- 0								
4- 0		0- 0		1- 0		NEUTRAL		0- 0		2- 0		1- 0								
5- 8		0- 2		0- 3		CONFERENCE		4- 2		0- 1		1- 0								
2- 5		0- 1		0- 1		HOME		1- 2		0- 1		1- 0								
3- 3		0- 1		0- 2		AWAY		3- 0		0- 0		0- 0								
0- 0		0- 0		0- 0		NEUTRAL		0- 0		0- 0		0- 0								
RPI	S	Opponent		Score		RPI	S	Opponent		Score		RPI	S	Opponent		Score				
12	H	Purdue		0	3	26	H	South Carolina		0	3	67	H	Georgi a		1	3			
21	A	Florida		0	3	28	A	Tennessee		1	3	69	A	Col . of Charleston		3	0			
21	H	Florida		0	3	30	A	Missouri		0	3	88	A	Texas A&M		3	2			
						50	N	Western Ky.		3	0	92	H	Georgi a Tech		3	0			
												94	H	LSU		2	3			
												95	A	Auburn		3	0			
												95	H	Auburn		3	1			
												97	A	Navy		3	1			
												100	A	Arkansas		3	1			

Non-Div. I Games:

Alabama

Average RPI Win:		194	WON-LOST RECORD		WINNING PCT. RANK		LAST 10 GAMES		STRENGTH OF SCHEDULE		OPP. STRENGTH OF SCHEDULE		TEAM RPI		ADJ RPI		CONF. RPI		ADJ CONF. RPI					
DIV. I ONLY			20- 5		.8		21		8-2		125		142		50		.58746		53		13		13	
DIV. I NON-CONF.			8- 3		.72727		57		0		195		180		96		.54829		96		14		14	
TOTALS		RPI 1-25		RPI 26-50				W-L RECORDS				RPI 51-100				RPI 101-150				RPI 150+				
20- 5		0- 1		1- 1				OVERALL				3- 2				2- 1				14- 0				
11- 1		0- 0		1- 1				HOME				2- 0				2- 0				6- 0				
5- 4		0- 1		0- 0				AWAY				1- 2				0- 1				4- 0				
4- 0		0- 0		0- 0				NEUTRAL				0- 0				0- 0				4- 0				
8- 3		0- 1		1- 1				NON-CONFERENCE				0- 1				0- 0				7- 0				
3- 1		0- 0		1- 1				HOME				0- 0				0- 0				2- 0				
1- 2		0- 1		0- 0				AWAY				0- 1				0- 0				1- 0				
4- 0		0- 0		0- 0				NEUTRAL				0- 0				0- 0				4- 0				
12- 2		0- 0		0- 0				CONFERENCE				3- 1				2- 1				7- 0				
8- 0		0- 0		0- 0				HOME				2- 0				2- 0				4- 0				
4- 2		0- 0		0- 0				AWAY				1- 1				0- 1				3- 0				
0- 0		0- 0		0- 0				NEUTRAL				0- 0				0- 0				0- 0				
RPI	S	Opponent		Score		RPI	S	Opponent		Score		RPI	S	Opponent		Score		RPI	S	Opponent		Score		
25	A	Texas St.		1	3	30	H	Missouri		3	1	69	A	Col. of Charleston		3	1	122	A	UNCW		1	3	
						45	H	Wichi ta St.		2	3	69	H	Col. of Charleston		3	1	122	H	UNCW		3	0	
												75	A	VCU		2	3	145	H	Towson		3	1	
												82	A	Hofstra		1	3	160	A	Northeastern		3	0	
												82	H	Hofstra		3	2	160	H	Northeastern		3	1	
																		190	N	Abilene Christian		3	1	
																		209	N	Loyola Maryland		3	1	
																		219	H	Del aware		3	0	
																		220	A	El on		3	1	
																		220	H	El on		3	0	
																		263	H	Fai rfi eld		3	0	
																		267	N	Incarnate Word		3	0	
																		275	A	William & Mary		3	0	
																		275	H	William & Mary		3	2	
																		286	N	Robert Morris		3	0	
																		292	A	UMBC		3	1	
																		334	H	Del aware St.		3	0	
						LAST 10 GAMES																		
						220	H	El on		3	0	160	A	Northeastern		3	0							
						275	H	William & Mary		3	2	122	H	UNCW		3	0							
						122	A	UNCW		1	3	69	H	Col. of Charleston		3	1							
						69	A	Col. of Charleston		3	1	275	A	William & Mary		3	0							
						82	A	Hofstra		1	3	220	A	El on		3	1							

Non-Div. I Games:

James Madison

Average RPI Win:		150	WON-LOST RECORD		WINNING PCT. RANK		LAST 10 GAMES		STRENGTH OF SCHEDULE		OPP. STRENGTH OF SCHEDULE		TEAM RPI	ADJ RPI		CONF. RPI	ADJ CONF. RPI
DIV. I ONLY			16- 8		.66667 78		7-3		72		54		52	.58644 54		5	5
DIV. I NON-CONF.			6- 4		.6 130		0		93		69		86	.55653 86		5	5
TOTALS		RPI 1-25		RPI 26-50		W-L RECORDS		RPI 51-100		RPI 101-150		RPI 150+					
16- 8		0- 4		2- 1		OVERALL		2- 2		4- 1		8- 0					
8- 1		0- 1		1- 0		HOME		1- 0		3- 0		3- 0					
5- 6		0- 2		1- 1		AWAY		1- 2		0- 1		3- 0					
3- 1		0- 1		0- 0		NEUTRAL		0- 0		1- 0		2- 0					
6- 4		0- 2		0- 0		NON-CONFERENCE		0- 2		3- 0		3- 0					
3- 0		0- 0		0- 0		HOME		0- 0		2- 0		1- 0					
0- 3		0- 1		0- 0		AWAY		0- 2		0- 0		0- 0					
3- 1		0- 1		0- 0		NEUTRAL		0- 0		1- 0		2- 0					
10- 4		0- 2		2- 1		CONFERENCE		2- 0		1- 1		5- 0					
5- 1		0- 1		1- 0		HOME		1- 0		1- 0		2- 0					
5- 3		0- 1		1- 1		AWAY		1- 0		0- 1		3- 0					
0- 0		0- 0		0- 0		NEUTRAL		0- 0		0- 0		0- 0					
RPI	S	Opponent		Score		RPI	S	Opponent		Score		RPI	S	Opponent		Score	
3	A	BYU		0 3		40	A	San Diego		0 3		59	A	Portland		3 0	
3	H	BYU		0 3		42	A	Saint Mary's (CA)		3 0		63	H	Loyola Marymount		3 0	
9	A	Pittsburgh		0 3		42	H	Saint Mary's (CA)		3 0		80	A	UC Irvine		1 3	
22	N	Cal Poly		1 3								88	A	Texas A&M		0 3	
						LAST 10 GAMES											
						142 A Paci fi c 2 3						40 A San Diego 0 3					
						42 A Saint Mary's (CA) 3 0						63 H Loyola Marymount 3 0					
						181 H San Francisco 3 0						42 H Saint Mary's (CA) 3 0					
						224 H Santa Clara 3 1						142 H Paci fi c 3 1					
						3 A BYU 0 3						224 A Santa Clara 3 0					

Non-Div. I Games:

Pepperdine

Average RPI Win: 163		WON-LOST RECORD		WINNING PCT. RANK		LAST 10 GAMES		STRENGTH OF SCHEDULE		OPP. STRENGTH OF SCHEDULE		TEAM RPI		ADJ RPI		CONF. RPI		ADJ CONF. RPI	
DIV. I ONLY		16- 7		.69565 60		8-2		87		75		57		.58604 55		9		9	
DIV. I NON-CONF.		4- 5		.44444 210		0		56		23		105		.54439 101		10		10	
TOTALS		RPI 1-25		RPI 26-50		W-L RECORDS		RPI 51-100		RPI 101-150		RPI 150+							
16- 7		1- 3		0- 0		OVERALL		2- 4		6- 0		7- 0							
9- 6		1- 2		0- 0		HOME		0- 4		4- 0		4- 0							
7- 1		0- 1		0- 0		AWAY		2- 0		2- 0		3- 0							
0- 0		0- 0		0- 0		NEUTRAL		0- 0		0- 0		0- 0							
4- 5		0- 2		0- 0		NON-CONFERENCE		0- 3		3- 0		1- 0							
4- 5		0- 2		0- 0		HOME		0- 3		3- 0		1- 0							
0- 0		0- 0		0- 0		AWAY		0- 0		0- 0		0- 0							
0- 0		0- 0		0- 0		NEUTRAL		0- 0		0- 0		0- 0							
12- 2		1- 1		0- 0		CONFERENCE		2- 1		3- 0		6- 0							
5- 1		1- 0		0- 0		HOME		0- 1		1- 0		3- 0							
7- 1		0- 1		0- 0		AWAY		2- 0		2- 0		3- 0							
0- 0		0- 0		0- 0		NEUTRAL		0- 0		0- 0		0- 0							
RPI	S	Opponent		Score		RPI	S	Opponent		Score		RPI	S	Opponent		Score			
20	H	Oregon		0	3			58	H	Kansas St.		0	3	113	H	Coastal Caro.		3	0
20	H	Oregon		2	3			58	H	Kansas St.		0	3	113	H	Coastal Caro.		3	0
22	A	Cal Poly		1	3			59	H	Portland		2	3	126	A	UC Davis		3	0
22	H	Cal Poly		3	2			80	A	UC Irvine		3	2	136	H	Idaho		3	1
								93	A	UC Santa Barbara		3	2	137	A	Long Beach St.		3	1
								93	H	UC Santa Barbara		0	3	137	H	Long Beach St.		3	1
														170	A	CSUN		3	0
														170	H	CSUN		3	1
														201	H	San Diego St.		3	1
														254	A	UC Riverside		3	0
														254	H	UC Riverside		3	0
														302	A	Cal St. Fullerton		3	0
														302	H	Cal St. Fullerton		3	0
LAST 10 GAMES																			
58	H	Kansas St.		0	3	22	H	Cal Poly		3	2								
58	H	Kansas St.		0	3	302	A	Cal St. Fullerton		3	0								
137	A	Long Beach St.		3	1	254	A	UC Riverside		3	0								
170	A	CSUN		3	0	170	H	CSUN		3	1								
93	H	UC Santa Barbara		0	3	137	H	Long Beach St.		3	1								

Non-Div. I Games:

Hawai i

Average RPI Win:		140	WON-LOST RECORD		WINNING PCT. RANK		LAST 10 GAMES		STRENGTH OF SCHEDULE		OPP. STRENGTH OF SCHEDULE		TEAM RPI		ADJ RPI		CONF. RPI		ADJ CONF. RPI	
DIV. I ONLY			14- 12		.53846 144		4-6		21		35		51		.58532 56		1		2	
DIV. I NON-CONF.			10- 2		.83333 28		0		98		146		41		.60772 41		2		2	
TOTALS		RPI 1-25		RPI 26-50		W-L RECORDS		RPI 51-100		RPI 101-150		RPI 150+								
14- 12		0- 7		1- 0		OVERALL		4- 5		3- 0		6- 0								
2- 4		0- 3		0- 0		HOME		2- 1		0- 0		0- 0								
5- 7		0- 4		0- 0		AWAY		2- 3		1- 0		2- 0								
7- 1		0- 0		1- 0		NEUTRAL		0- 1		2- 0		4- 0								
10- 2		0- 0		1- 0		NON-CONFERENCE		0- 2		3- 0		6- 0								
0- 0		0- 0		0- 0		HOME		0- 0		0- 0		0- 0								
3- 1		0- 0		0- 0		AWAY		0- 1		1- 0		2- 0								
7- 1		0- 0		1- 0		NEUTRAL		0- 1		2- 0		4- 0								
4- 10		0- 7		0- 0		CONFERENCE		4- 3		0- 0		0- 0								
2- 4		0- 3		0- 0		HOME		2- 1		0- 0		0- 0								
2- 6		0- 4		0- 0		AWAY		2- 2		0- 0		0- 0								
0- 0		0- 0		0- 0		NEUTRAL		0- 0		0- 0		0- 0								
RPI	S	Opponent		Score		RPI	S	Opponent		Score		RPI	S	Opponent		Score				
2	A	Illinois		0 3		44	N	SFA		3 1		57	A	Indiana		1 3				
4	A	Minnesota		0 3								60	N	Princeton		0 3				
4	H	Minnesota		0 3								65	A	Maryland		1 3				
7	A	Wisconsin		0 3								71	A	Ohio St.		3 1				
12	A	Purdue		1 3								71	H	Ohio St.		3 0				
13	H	Michigan		0 3								73	A	Iowa		3 2				
14	H	Nebraska		0 3								73	H	Iowa		2 3				
												79	H	Michigan St.		3 0				
												100	A	Arkansas		0 3				

Non-Div. I Games:

Northwestern

Average RPI Win:		148	WON-LOST RECORD		WINNING PCT. RANK		LAST 10 GAMES		STRENGTH OF SCHEDULE		OPP. STRENGTH OF SCHEDULE		TEAM RPI		ADJ RPI		CONF. RPI		ADJ CONF. RPI	
DIV. I ONLY			15- 10		.6 111		4-6		61		24		61		.58443 57		1		2	
DIV. I NON-CONF.			9- 2		.81818 33		0		181		72		62		.58536 60		2		2	
TOTALS		RPI 1-25		RPI 26-50		W-L RECORDS		RPI 51-100		RPI 101-150		RPI 150+								
15- 10		2- 7		0- 0		OVERALL		3- 3		2- 0		8- 0								
4- 3		1- 2		0- 0		HOME		2- 1		0- 0		1- 0								
6- 5		1- 4		0- 0		AWAY		1- 1		2- 0		2- 0								
5- 2		0- 1		0- 0		NEUTRAL		0- 1		0- 0		5- 0								
9- 2		1- 1		0- 0		NON-CONFERENCE		0- 1		2- 0		6- 0								
0- 0		0- 0		0- 0		HOME		0- 0		0- 0		0- 0								
4- 0		1- 0		0- 0		AWAY		0- 0		2- 0		1- 0								
5- 2		0- 1		0- 0		NEUTRAL		0- 1		0- 0		5- 0								
6- 8		1- 6		0- 0		CONFERENCE		3- 2		0- 0		2- 0								
4- 3		1- 2		0- 0		HOME		2- 1		0- 0		1- 0								
2- 5		0- 4		0- 0		AWAY		1- 1		0- 0		1- 0								
0- 0		0- 0		0- 0		NEUTRAL		0- 0		0- 0		0- 0								
RPI	S	Opponent		Score		RPI	S	Opponent		Score		RPI	S	Opponent		Score				
2	H	Illinois		2 3				56 H Northwestern		3 1		110	A	Ball St.		3 2				
4	H	Minnesota		0 3				65 H Maryland		0 3		112	A	UNLV		3 1				
12	A	Purdue		2 3				71 A Ohio St.		3 1		167	N	LIU Brooklyn		3 1				
13	A	Michigan		2 3				71 H Ohio St.		3 0		174	N	Temple		3 2				
13	H	Michigan		3 1				79 A Michigan St.		2 3		176	A	Xavier		3 0				
14	A	Nebraska		0 3				88 N Texas A&M		0 3		210	A	Rutgers		3 1				
15	N	UNI		1 3								210	H	Rutgers		3 0				
17	A	Penn St.		0 3								261	N	North Dakota St.		3 1				
23	A	Cincinnati		3 2								282	N	Southern Utah		3 0				
												291	N	Eastern Ky.		3 0				
LAST 10 GAMES																				
						12	A	Purdue	2	3	71	H	Ohio St.	3	0					
						13	H	Michigan	3	1	210	H	Rutgers	3	0					
						210	A	Rutgers	3	1	14	A	Nebraska	0	3					
						17	A	Penn St.	0	3	13	A	Michigan	2	3					
						65	H	Maryland	0	3	79	A	Michigan St.	2	3					

Non-Div. I Games:

Indiana

[illegible]

Non-Div. I Games:

Kansas St.

[illegible]

Non-Div. I Games:

Portl and

Average RPI Win: 170		WON-LOST	WINNING	LAST 10	STRENGTH OF		OPP. STRENGTH	TEAM	ADJ	CONF.	ADJ CONF.				
Average RPI Loss: 106		RECORD	PCT. RANK	GAMES	SCHEDULE		OF SCHEDULE	RPI	RPI	RPI	RPI				
DIV. I ONLY		17- 6	.73913	41	8-2		107	110	59	.58161	60	15	15		
DIV. I NON-CONF.		7- 4	.63636	110	0		103	51	77	.56432	77	17	17		
TOTALS		RPI 1-25	RPI 26-50		W-L RECORDS		RPI 51-100		RPI 101-150		RPI 150+				
17- 6	0- 0	1- 1		OVERALL		3- 2		3- 1		10- 2					
5- 0	0- 0	0- 0		HOME		1- 0		1- 0		3- 0					
8- 3	0- 0	0- 0		AWAY		0- 1		2- 0		6- 2					
4- 3	0- 0	1- 1		NEUTRAL		2- 1		0- 1		1- 0					
7- 4	0- 0	1- 1		NON-CONFERENCE		2- 1		1- 1		3- 1					
0- 0	0- 0	0- 0		HOME		0- 0		0- 0		0- 0					
3- 1	0- 0	0- 0		AWAY		0- 0		1- 0		2- 1					
4- 3	0- 0	1- 1		NEUTRAL		2- 1		0- 1		1- 0					
10- 2	0- 0	0- 0		CONFERENCE		1- 1		2- 0		7- 1					
5- 0	0- 0	0- 0		HOME		1- 0		1- 0		3- 0					
5- 2	0- 0	0- 0		AWAY		0- 1		1- 0		4- 1					
0- 0	0- 0	0- 0		NEUTRAL		0- 0		0- 0		0- 0					
RPI	S	Opponent	Score	RPI	S	Opponent	Score	RPI	S	Opponent	Score				
				30	N	Missouri	0 3	56	N	Northwestern	3 0	137	N	Long Beach St.	2 3
				44	N	SFA	3 0	61	A	Yale	2 3	141	A	Cornell I	3 0
								61	H	Yale	3 1	141	H	Cornell I	3 0
								65	N	Maryl and	3 2	145	A	Towson	3 2
								71	N	Ohio St.	0 3	161	A	Harvard	0 3
												164	A	Col gate	3 0
												174	A	Temple	1 3
												197	A	Dartmouth	3 0
												207	N	New Hampshire	3 1
												208	A	Seton Hall I	3 1
												213	A	Col umbi a	3 0
												213	H	Col umbi a	3 0
												241	A	Brown	3 0
												241	H	Brown	3 0
												280	A	Penn	3 0
												280	H	Penn	3 0
				LAST 10 GAMES											
				141	A	Cornell I	3 0	213	H	Col umbi a	3 0				
				213	A	Col umbi a	3 0	141	H	Cornell I	3 0				
				241	A	Brown	3 0	161	A	Harvard	0 3				
				61	A	Yale	2 3	197	A	Dartmouth	3 0				
				280	H	Penn	3 0	61	H	Yale	3 1				

Non-Div. I Games:

Princeton

Average RPI Win: 219		WON-LOST	WINNING	LAST 10	STRENGTH OF		OPP. STRENGTH	TEAM	ADJ	CONF.	ADJ CONF.
Average RPI Loss: 90		RECORD	PCT. RANK	GAMES	SCHEDULE		OF SCHEDULE	RPI	RPI	RPI	RPI
DIV. I ONLY		17- 4	.80952	20	143		201	56	.5815	61	15
DIV. I NON-CONF.		6- 3	.66667	84	122		245	99	.54594	99	17
TOTALS		RPI 1-25	RPI 26-50		W-L RECORDS		RPI 51-100		RPI 101-150		RPI 150+
17- 4	0- 1	0- 0		OVERALL		1- 2		1- 0		15- 1	
8- 0	0- 0	0- 0		HOME		1- 0		0- 0		7- 0	
7- 2	0- 1	0- 0		AWAY		0- 1		1- 0		6- 0	
2- 2	0- 0	0- 0		NEUTRAL		0- 1		0- 0		2- 1	
6- 3	0- 1	0- 0		NON-CONFERENCE		0- 1		0- 0		6- 1	
3- 0	0- 0	0- 0		HOME		0- 0		0- 0		3- 0	
1- 1	0- 1	0- 0		AWAY		0- 0		0- 0		1- 0	
2- 2	0- 0	0- 0		NEUTRAL		0- 1		0- 0		2- 1	
11- 1	0- 0	0- 0		CONFERENCE		1- 1		1- 0		9- 0	
5- 0	0- 0	0- 0		HOME		1- 0		0- 0		4- 0	
6- 1	0- 0	0- 0		AWAY		0- 1		1- 0		5- 0	
0- 0	0- 0	0- 0		NEUTRAL		0- 0		0- 0		0- 0	
RPI S Opponent Score	RPI S Opponent Score		RPI S Opponent Score		RPI S Opponent Score		RPI S Opponent Score		RPI S Opponent Score		
11 A UCF	2	3			60 A Princeton	1	3	141 A Cornell I	3	1	
					60 H Princeton	3	2	161 A Harvard	3	0	
					83 N FGCU	1	3	161 H Harvard	3	0	
								197 A Dartmouth	3	0	
								197 H Dartmouth	3	0	
								207 N New Hampshire	1	3	
								213 A Columbia	3	0	
								214 N Army West Point	3	1	
								238 H Central Conn. St.	3	0	
								241 A Brown	3	0	
								241 H Brown	3	0	
								259 A Rhode Island	3	0	
								263 H Fairfield	3	0	
								266 N Alabama St.	3	0	
								280 A Penn	3	0	
								280 H Penn	3	0	
								305 H Quinnipiac	3	0	
LAST 10 GAMES											
197 A Dartmouth	3	0	161 H Harvard	3	0	197 H Dartmouth	3	0	141 A Cornell I	3	1
161 A Harvard	3	0	197 H Dartmouth	3	0	141 A Cornell I	3	1	213 A Columbia	3	0
280 H Penn	3	0	141 A Cornell I	3	1	213 A Columbia	3	0	60 A Princeton	1	3
60 H Princeton	3	2	213 A Columbia	3	0	60 A Princeton	1	3			
241 H Brown	3	0	60 A Princeton	1	3						

Non-Div. I Games:

Yale

Average RPI Win:		139	WON-LOST RECORD		16-9	WINNING PCT. RANK		.64 93	LAST 10 GAMES		4-6	STRENGTH OF SCHEDULE		67	OPP. STRENGTH OF SCHEDULE		66	TEAM RPI		62	ADJ RPI		.58138 62	CONF. RPI		3	ADJ CONF. RPI		3
Average RPI Loss:		72			11-3			.78571 39			0			95			148			46			.5963 48			3			3
DIV. I ONLY																													
DIV. I NON-CONF.																													
TOTALS		RPI 1-25		RPI 26-50		W-L RECORDS		RPI 51-100		RPI 101-150		RPI 150+																	
16-9		1-1		1-2		OVERALL		5-4		2-2		7-0																	
7-1		0-0		1-1		HOME		3-0		1-0		2-0																	
4-7		1-1		0-1		AWAY		2-3		0-2		1-0																	
5-1		0-0		0-0		NEUTRAL		0-1		1-0		4-0																	
11-3		0-0		1-0		NON-CONFERENCE		2-2		1-1		7-0																	
3-0		0-0		1-0		HOME		0-0		0-0		2-0																	
3-2		0-0		0-0		AWAY		2-1		0-1		1-0																	
5-1		0-0		0-0		NEUTRAL		0-1		1-0		4-0																	
5-6		1-1		0-2		CONFERENCE		3-2		1-1		0-0																	
4-1		0-0		0-1		HOME		3-0		1-0		0-0																	
1-5		1-1		0-1		AWAY		0-2		0-1		0-0																	
0-0		0-0		0-0		NEUTRAL		0-0		0-0		0-0																	
RPI	S	Opponent		Score		RPI	S	Opponent		Score		RPI	S	Opponent		Score		RPI	S	Opponent		Score							
5	A	Texas		0 3		29	A	Kansas		1 3		58	H	Kansas St.		3 2		129	A	West Virginia		1 3							
19	A	Baylor		3 1		29	H	Kansas		0 3		67	N	Georgia		0 3		129	H	West Virginia		3 1							
						31	H	Rice		3 2		74	H	Iowa St.		3 1		131	N	CSU Bakersfield		3 0							
												76	A	TCU		1 3		137	A	Long Beach St.		2 3							
												76	H	TCU		3 0		185	N	Houston Baptist		3 0							
												80	A	UC Irvine		3 1		187	H	Northwestern St.		3 0							
												84	A	Oklahoma		1 3		190	A	Abilene Christian		3 0							
												85	A	UTRGV		3 1		208	N	Seton Hall		3 0							
												93	A	UC Santa Barbara		1 3		217	H	North Dakota		3 0							
																		232	N	Sacred Heart		3 0							
																		314	N	Texas Southern		3 0							
LAST 10 GAMES																													
						29	A	Kansas		1 3		84	A	Oklahoma		1 3													
						76	H	TCU		3 0		76	A	TCU		1 3													
						129	A	West Virginia		1 3		58	H	Kansas St.		3 2													
						5	A	Texas		0 3		74	H	Iowa St.		3 1													
						29	H	Kansas		0 3		129	H	West Virginia		3 1													

Non-Div. I Games:

Texas Tech

Average RPI Win:		153	WON-LOST RECORD		WINNING PCT. RANK		LAST 10 GAMES		STRENGTH OF SCHEDULE		OPP. STRENGTH OF SCHEDULE		TEAM RPI		ADJ RPI		CONF. RPI		ADJ CONF. RPI					
DIV. I ONLY			18- 7		.72		47		6-4		147		56		68		.57762		63		5		5	
DIV. I NON-CONF.			10- 1		.90909		11		0		162		78		39		.61079		40		5		5	
TOTALS		RPI 1-25		RPI 26-50				W-L RECORDS				RPI 51-100				RPI 101-150				RPI 150+				
18- 7		0- 2		3- 2				OVERALL				4- 1				2- 1				9- 1				
5- 1		0- 0		1- 1				HOME				0- 0				1- 0				3- 0				
7- 5		0- 1		2- 1				AWAY				1- 1				0- 1				4- 1				
6- 1		0- 1		0- 0				NEUTRAL				3- 0				1- 0				2- 0				
10- 1		0- 1		1- 0				NON-CONFERENCE				3- 0				1- 0				5- 0				
1- 0		0- 0		0- 0				HOME				0- 0				0- 0				1- 0				
3- 0		0- 0		1- 0				AWAY				0- 0				0- 0				2- 0				
6- 1		0- 1		0- 0				NEUTRAL				3- 0				1- 0				2- 0				
8- 6		0- 1		2- 2				CONFERENCE				1- 1				1- 1				4- 1				
4- 1		0- 0		1- 1				HOME				0- 0				1- 0				2- 0				
4- 5		0- 1		1- 1				AWAY				1- 1				0- 1				2- 1				
0- 0		0- 0		0- 0				NEUTRAL				0- 0				0- 0				0- 0				
RPI	S	Opponent		Score		RPI	S	Opponent		Score		RPI	S	Opponent		Score		RPI	S	Opponent		Score		
3	A	BYU		0 3		29	A	Kansas		3 1		54	A	Pepperdi ne		0 3		103	N	Ameri can		3 0		
22	N	Cal Poly		2 3		40	A	San Di ego		0 3		59	A	Portl and		3 2		142	A	Paci fi c		0 3		
						40	H	San Di ego		1 3		82	N	Hofstra		3 1		142	H	Paci fi c		3 2		
						42	A	Saint Mary' s (CA)		3 2		85	N	UTRGV		3 0		165	A	Gonzaga		0 3		
						42	H	Saint Mary' s (CA)		3 0		95	N	Auburn		3 0		174	A	Temple		3 1		
																		181	A	San Francis sco		3 0		
																		181	H	San Francis sco		3 1		
																		224	A	Santa Clara		3 0		
																		224	H	Santa Clara		3 2		
																		253	A	Utah St.		3 0		
																		259	N	Rhode Isl and		3 0		
																		282	N	Southern Utah		3 1		
																		299	H	Lamar Uni versi ty		3 1		
						LAST 10 GAMES																		
						42	A	Saint Mary' s (CA)		3 2		3	A	BYU		0 3								
						142	A	Paci fi c		0 3		54	A	Pepperdi ne		0 3								
						224	H	Santa Clara		3 2		142	H	Paci fi c		3 2								
						181	H	San Francis sco		3 1		42	H	Saint Mary' s (CA)		3 0								
						40	A	San Di ego		0 3		181	A	San Francis sco		3 0								

Non-Div. I Games:

Loyola Marymount

Average RPI Win:		216	WON-LOST RECORD		WINNING PCT. RANK		LAST 10 GAMES		STRENGTH OF SCHEDULE		OPP. STRENGTH OF SCHEDULE		TEAM RPI		ADJ RPI		CONF. RPI		ADJ CONF. RPI	
DIV. I ONLY		23- 4	.85185		10	8-2		188		251		63		.57733		64	27		27	
DIV. I NON-CONF.		11- 2	.84615		25	1-0		126		196		50		.59262		52	26		26	
TOTALS		RPI 1-25		RPI 26-50		W-L RECORDS		RPI 51-100		RPI 101-150		RPI 150+								
23- 4		0- 0		1- 1		OVERALL		1- 0		2- 1		19- 2								
10- 0		0- 0		1- 0		HOME		0- 0		1- 0		8- 0								
7- 3		0- 0		0- 1		AWAY		1- 0		0- 1		6- 1								
6- 1		0- 0		0- 0		NEUTRAL		0- 0		1- 0		5- 1								
11- 2		0- 0		1- 1		NON-CONFERENCE		1- 0		1- 0		8- 1								
2- 0		0- 0		1- 0		HOME		0- 0		0- 0		1- 0								
3- 1		0- 0		0- 1		AWAY		1- 0		0- 0		2- 0								
6- 1		0- 0		0- 0		NEUTRAL		0- 0		1- 0		5- 1								
12- 2		0- 0		0- 0		CONFERENCE		0- 0		1- 1		11- 1								
8- 0		0- 0		0- 0		HOME		0- 0		1- 0		7- 0								
4- 2		0- 0		0- 0		AWAY		0- 0		0- 1		4- 1								
0- 0		0- 0		0- 0		NEUTRAL		0- 0		0- 0		0- 0								
RPI	S	Opponent	Score	RPI	S	Opponent	Score	RPI	S	Opponent	Score	RPI	S	Opponent	Score					
31	A	Rice	1 3	50	H	Western Ky.	3 2	89	A	UMKC	3 2	114	N	Ole Miss	3 1					
												121	A	Murray St.	1 3					
												121	H	Murray St.	3 1					
												154	N	Northern Ky.	2 3					
												183	N	Western Mich.	3 0					
												188	N	Stetson	3 0					
												193	H	Morehead St.	3 0					
												198	A	Southeast Mo. St.	3 0					
												198	H	Southeast Mo. St.	3 0					
												215	A	UT Martin	3 1					
												215	H	UT Martin	3 0					
												226	A	Evansville	3 0					
												242	N	McNeese	3 1					
												245	H	Jacksonville St.	3 1					
												246	N	Troy	3 1					
												265	H	SIUE	3 1					
												268	H	Eastern Ill.	3 0					
												273	H	Alabama A&M	3 0					
												276	N	South Dakota St.	3 1					
												284	A	Belmont	2 3					
												285	A	Middle Tenn.	3 0					
												290	A	Tennessee St.	3 1					
												291	A	Eastern Ky.	3 2					
												300	H	Tennessee Tech	3 2					
				LAST 10 GAMES																
				291	A	Eastern Ky.	3 2	245	H	Jacksonville St.	3 1									
				121	A	Murray St.	1 3	50	H	Western Ky.	3 2									
				198	H	Southeast Mo. St.	3 0	290	A	Tennessee St.	3 1									
				215	H	UT Martin	3 0	284	A	Belmont	2 3									
				300	H	Tennessee Tech	3 2	265	H	SIUE	3 1									

Non-Div. I Games:

Austin Peay

Average RPI Win:		162	WON-LOST RECORD		WINNING PCT. RANK		LAST 10 GAMES		STRENGTH OF SCHEDULE		OPP. STRENGTH OF SCHEDULE		TEAM RPI		ADJ RPI		CONF. RPI		ADJ CONF. RPI				
DIV. I ONLY			15- 11		.57692 123		4-6		39		39		64		.57727 65		1		2				
DIV. I NON-CONF.			9- 3		.75 44		0		138		147		71		.56989 72		2		2				
TOTALS		RPI 1-25		RPI 26-50		W-L RECORDS		RPI 51-100		RPI 101-150		RPI 150+											
15- 11		0- 7		0- 1		OVERALL		4- 2		1- 0		10- 1											
6- 5		0- 3		0- 1		HOME		3- 1		0- 0		3- 0											
6- 4		0- 4		0- 0		AWAY		1- 0		0- 0		5- 0											
3- 2		0- 0		0- 0		NEUTRAL		0- 1		1- 0		2- 1											
9- 3		0- 0		0- 1		NON-CONFERENCE		0- 1		1- 0		8- 1											
2- 1		0- 0		0- 1		HOME		0- 0		0- 0		2- 0											
4- 0		0- 0		0- 0		AWAY		0- 0		0- 0		4- 0											
3- 2		0- 0		0- 0		NEUTRAL		0- 1		1- 0		2- 1											
6- 8		0- 7		0- 0		CONFERENCE		4- 1		0- 0		2- 0											
4- 4		0- 3		0- 0		HOME		3- 1		0- 0		1- 0											
2- 4		0- 4		0- 0		AWAY		1- 0		0- 0		1- 0											
0- 0		0- 0		0- 0		NEUTRAL		0- 0		0- 0		0- 0											
RPI	S	Opponent		Score		RPI	S	Opponent		Score		RPI	S	Opponent		Score							
2	A	Illinois		0 3		26	H	South Carolina		2 3		56	H	Northwestern		3 1							
2	H	Illinois		0 3								57	A	Indiana		3 0							
4	A	Minnesota		0 3								60	N	Princeton		2 3							
12	A	Purdue		1 3								71	H	Ohio St.		3 2							
12	H	Purdue		1 3								73	H	Iowa		3 0							
13	H	Michigan		1 3								79	H	Michigan St.		2 3							
17	A	Penn St.		0 3																			
						LAST 10 GAMES																	
2 H Illinois						0 3						12 A Purdue						1 3					
56 H Northwestern						3 1						13 H Michigan						1 3					
73 H Iowa						3 0						79 H Michigan St.						2 3					
2 A Illinois						0 3						210 A Rutgers						3 0					
57 A Indiana						3 0						17 A Penn St.						0 3					

Non-Div. I Games:

Maryland

Average RPI Win: 218		WON-LOST	WINNING	LAST 10	STRENGTH OF		OPP. STRENGTH	TEAM	ADJ		CONF.	ADJ CONF.
Average RPI Loss: 56		RECORD	PCT. RANK	GAMES	SCHEDULE		OF SCHEDULE	RPI	RPI		RPI	RPI
DIV. I ONLY		18- 8	.69231	63	10-0		85	130	69		.57666	66
DIV. I NON-CONF.		5- 7	.41667	217	1-0		41	12	95		.55195	92
TOTALS		RPI 1-25	RPI 26-50		W-L RECORDS		RPI 51-100		RPI 101-150		RPI 150+	
18- 8		0- 4	1- 1		OVERALL		0- 2		3- 0		14- 1	
7- 1		0- 0	0- 0		HOME		0- 0		1- 0		6- 1	
8- 4		0- 2	1- 0		AWAY		0- 2		2- 0		5- 0	
3- 3		0- 2	0- 1		NEUTRAL		0- 0		0- 0		3- 0	
5- 7		0- 4	1- 1		NON-CONFERENCE		0- 2		1- 0		3- 0	
0- 0		0- 0	0- 0		HOME		0- 0		0- 0		0- 0	
2- 4		0- 2	1- 0		AWAY		0- 2		1- 0		0- 0	
3- 3		0- 2	0- 1		NEUTRAL		0- 0		0- 0		3- 0	
13- 1		0- 0	0- 0		CONFERENCE		0- 0		2- 0		11- 1	
7- 1		0- 0	0- 0		HOME		0- 0		1- 0		6- 1	
6- 0		0- 0	0- 0		AWAY		0- 0		1- 0		5- 0	
0- 0		0- 0	0- 0		NEUTRAL		0- 0		0- 0		0- 0	
RPI S	Opponent	Score	RPI S	Opponent	Score	RPI S	Opponent	Score	RPI S	Opponent	Score	
5 N	Texas	0 3	35 A	ETSU	3 2	87 A	Kennesaw St.	2 3	105 A	Radford	3 0	
7 A	Wisconsin	1 3	43 N	Utah	1 3	95 A	Auburn	0 3	105 H	Radford	3 0	
9 A	Pittsburgh	1 3							123 A	Villanova	3 0	
13 N	Michigan	0 3							174 N	Temple	3 0	
									192 H	Winthrop	0 3	
									195 N	Liberty	3 0	
									231 H	UNC Asheville	3 0	
									235 A	Campbell	3 0	
									235 H	Campbell	3 0	
									252 A	Charleston So.	3 0	
									252 H	Charleston So.	3 0	
									255 A	Presbyterian	3 0	
									255 H	Presbyterian	3 1	
									283 A	USC Upstate	3 1	
									283 H	USC Upstate	3 0	
									298 N	Jacksonville	3 1	
									303 A	Hampton	3 0	
									310 H	Gardner-Webb	3 0	
			LAST 10 GAMES									
			105 H Radford			231 H UNC Asheville			3 0			
			252 H Charleston So.			283 H USC Upstate			3 0			
			255 H Presbyterian			35 A ETSU			3 2			
			235 A Campbell			252 A Charleston So.			3 0			
			303 A Hampton			255 A Presbyterian			3 0			

Non-Div. I Games:

High Point

Average RPI Win:		99	WON-LOST RECORD		WINNING PCT. RANK		LAST 10 GAMES		STRENGTH OF SCHEDULE		OPP. STRENGTH OF SCHEDULE		TEAM RPI		ADJ RPI		CONF. RPI		ADJ CONF. RPI				
DIV. I ONLY			13- 10		.56522 130		3-7		46		30		67		.57665 67		4		4				
DIV. I NON-CONF.			9- 2		.81818 33		0		79		37		33		.62354 34		4		4				
TOTALS		RPI 1-25		RPI 26-50				W-L RECORDS				RPI 51-100				RPI 101-150				RPI 150+			
13- 10		0- 2		2- 3				OVERALL				6- 5				3- 0				2- 0			
4- 4		0- 1		1- 2				HOME				1- 1				1- 0				1- 0			
5- 5		0- 1		1- 1				AWAY				3- 3				1- 0				0- 0			
4- 1		0- 0		0- 0				NEUTRAL				2- 1				1- 0				1- 0			
9- 2		0- 0		2- 0				NON-CONFERENCE				3- 2				2- 0				2- 0			
3- 0		0- 0		1- 0				HOME				0- 0				1- 0				1- 0			
2- 1		0- 0		1- 0				AWAY				1- 1				0- 0				0- 0			
4- 1		0- 0		0- 0				NEUTRAL				2- 1				1- 0				1- 0			
4- 8		0- 2		0- 3				CONFERENCE				3- 3				1- 0				0- 0			
1- 4		0- 1		0- 2				HOME				1- 1				0- 0				0- 0			
3- 4		0- 1		0- 1				AWAY				2- 2				1- 0				0- 0			
0- 0		0- 0		0- 0				NEUTRAL				0- 0				0- 0				0- 0			
RPI	S	Opponent		Score		RPI	S	Opponent		Score		RPI	S	Opponent		Score		RPI	S	Opponent		Score	
8	H	Kentucky		0 3		26	A	South Carolina		1 3		52	A	Alabama		3 1		113	H	Coastal Caro.		3 2	
21	A	Florida		2 3		26	H	South Carolina		2 3		62	N	Texas Tech		3 0		114	A	Ole Miss		3 0	
						28	H	Tennessee		2 3		80	A	UC Irvine		3 0		131	N	CSU Bakersfield		3 0	
						34	H	Illinois St.		3 1		84	N	Oklahoma		2 3		171	N	North Carolina		3 1	
						50	A	Colorado		3 1		88	A	Texas A&M		2 3		189	H	Furman		3 0	
												88	H	Texas A&M		2 3							
												92	A	Georgi a Tech		2 3							
												94	A	LSU		1 3							
												94	H	LSU		3 2							
												95	A	Auburn		3 2							
												96	N	NC State		3 0							
						LAST 10 GAMES																	
						52	A	Al abama		3 1		94	A	LSU		1 3							
						28	H	Tennessee		2 3		21	A	Fl ori da		2 3							
						8	H	Kentucky		0 3		95	A	Auburn		3 2							
						26	A	South Carolina		1 3		26	H	South Carolina		2 3							
						88	H	Texas A&M		2 3		114	A	Ole Miss		3 0							

Non-Div. I Games:

Georgia

Average RPI Win: 194		WON-LOST	WINNING	LAST 10	STRENGTH OF		OPP. STRENGTH	TEAM	ADJ	CONF.	ADJ CONF.
Average RPI Loss: 58		RECORD	PCT. RANK	GAMES	SCHEDULE		OF SCHEDULE	RPI	RPI	RPI	RPI
DIV. I ONLY		22- 7	.75862	34	5-5		140	113	65	.57629	68
DIV. I NON-CONF.		13- 2	.86667	22	0		176	192	58	.58653	59
TOTALS		RPI 1-25	RPI 26-50		W-L RECORDS		RPI 51-100		RPI 101-150		RPI 150+
22- 7		0- 3	0- 1		OVERALL		0- 1		7- 2		15- 0
8- 2		0- 1	0- 0		HOME		0- 0		3- 1		5- 0
8- 4		0- 2	0- 1		AWAY		0- 0		2- 1		6- 0
6- 1		0- 0	0- 0		NEUTRAL		0- 1		2- 0		4- 0
13- 2		0- 1	0- 0		NON-CONFERENCE		0- 1		3- 0		10- 0
3- 0		0- 0	0- 0		HOME		0- 0		1- 0		2- 0
4- 1		0- 1	0- 0		AWAY		0- 0		0- 0		4- 0
6- 1		0- 0	0- 0		NEUTRAL		0- 1		2- 0		4- 0
9- 5		0- 2	0- 1		CONFERENCE		0- 0		4- 2		5- 0
5- 2		0- 1	0- 0		HOME		0- 0		2- 1		3- 0
4- 3		0- 1	0- 1		AWAY		0- 0		2- 1		2- 0
0- 0		0- 0	0- 0		NEUTRAL		0- 0		0- 0		0- 0
RPI S	Opponent	Score	RPI S	Opponent	Score	RPI S	Opponent	Score	RPI S	Opponent	Score
13 A	Michigan	0 3	34 A	Illinois St.	1 3	98 N	Fresno St.	2 3	115 H	Missouri St.	1 3
15 A	UNI	2 3							117 A	Bradley	0 3
15 H	UNI	1 3							118 N	California Baptist	3 1
									124 A	Drake	3 0
									124 H	Drake	3 0
									130 A	Loyol a Chi cago	3 2
									130 H	Loyol a Chi cago	3 2
									131 N	CSU Bakersfi eld	3 0
									141 H	Cornell	3 1
									158 A	Air Force	3 1
									162 N	La Salle	3 0
									179 N	Iona	3 0
									196 A	Purdue Fort Wayne	3 2
									203 A	Indiana St.	3 0
									203 H	Indiana St.	3 0
									212 H	Wright St.	3 1
									226 A	Evansville	3 0
									226 H	Evansville	3 1
									237 H	Southern Ill.	3 0
									246 N	DePaul	3 0
									248 A	Central Mich.	3 1
									268 A	Eastern Ill.	3 1
									297 N	Saint Francis (PA)	3 1
									311 H	Western Ill.	3 0
			LAST 10 GAMES								
			130 A	Loyol a Chi cago	3 2	226 H	Evansville	3 1			
			115 H	Missouri St.	1 3	117 A	Bradley	0 3			
			124 A	Drake	3 0	34 A	Illinois St.	1 3			
			15 A	UNI	2 3	130 H	Loyol a Chi cago	3 2			
			203 H	Indiana St.	3 0	15 H	UNI	1 3			

Non-Div. I Games:

Val parai so

Average RPI Win: 192		WON-LOST	WINNING	LAST 10	STRENGTH OF		OPP. STRENGTH	TEAM	ADJ		CONF.	ADJ CONF.
Average RPI Loss: 57		RECORD	PCT. RANK	GAMES	SCHEDULE		OF SCHEDULE	RPI	RPI		RPI	RPI
DIV. I ONLY		18- 10	.64286	92	52		131	66	.57562		69	13
DIV. I NON-CONF.		9- 5	.64286	103	55		130	64	.579		64	14
TOTALS		RPI 1-25	RPI 26-50		W-L RECORDS		RPI 51-100		RPI 101-150		RPI 150+	
18- 10		0- 2	1- 2		OVERALL		0- 5		5- 0		12- 1	
12- 4		0- 0	1- 0		HOME		0- 3		3- 0		8- 1	
4- 4		0- 2	0- 0		AWAY		0- 2		2- 0		2- 0	
2- 2		0- 0	0- 2		NEUTRAL		0- 0		0- 0		2- 0	
9- 5		0- 2	1- 2		NON-CONFERENCE		0- 1		1- 0		7- 0	
7- 1		0- 0	1- 0		HOME		0- 1		1- 0		5- 0	
0- 2		0- 2	0- 0		AWAY		0- 0		0- 0		0- 0	
2- 2		0- 0	0- 2		NEUTRAL		0- 0		0- 0		2- 0	
9- 5		0- 0	0- 0		CONFERENCE		0- 4		4- 0		5- 1	
5- 3		0- 0	0- 0		HOME		0- 2		2- 0		3- 1	
4- 2		0- 0	0- 0		AWAY		0- 2		2- 0		2- 0	
0- 0		0- 0	0- 0		NEUTRAL		0- 0		0- 0		0- 0	
RPI S	Opponent	Score	RPI S	Opponent	Score	RPI S	Opponent	Score	RPI S	Opponent	Score	
8 A	Kentucky	1 3	29 N	Kansas	2 3	52 H	Alabama	0 3	115 H	Missouri St.	3 2	
9 A	Pittsburgh	1 3	37 N	Dayton	1 3	53 A	James Madison	1 3	122 A	UNCW	3 1	
			50 H	Western Ky.	3 1	53 H	James Madison	1 3	122 H	UNCW	3 1	
						82 A	Hofstra	2 3	145 A	Towson	3 0	
						82 H	Hofstra	1 3	145 H	Towson	3 2	
									160 A	Northeastern	3 0	
									160 H	Northeastern	0 3	
									186 H	Davidson	3 0	
									195 N	Liberty	3 1	
									195 N	Liberty	3 1	
									219 A	Delaware	3 0	
									219 H	Delaware	3 1	
									220 H	Elon	3 0	
									231 H	UNC Asheville	3 0	
									252 H	Charleston So.	3 1	
									274 H	The Citadel	3 1	
									275 H	William & Mary	3 0	
									336 H	South Carolina St.	3 0	
			LAST 10 GAMES									
			195 N	Liberty	3 1	53 H	James Madison	1 3				
			160 A	Northeastern	3 0	122 H	UNCW	3 1				
			82 A	Hofstra	2 3	145 A	Towson	3 0				
			219 H	Delaware	3 1	53 A	James Madison	1 3				
			145 H	Towson	3 2	160 H	Northeastern	0 3				




















Non-Div. I Games:

Col. of Charleston

Average RPI Win:		179	WON-LOST RECORD		WINNING PCT. RANK		LAST 10 GAMES		STRENGTH OF SCHEDULE		OPP. STRENGTH OF SCHEDULE		TEAM RPI		ADJ RPI		CONF. RPI		ADJ CONF. RPI										
DIV. I ONLY			21- 7		.75 36		9-1		161		95		71		.57407 70		7		7										
DIV. I NON-CONF.			12- 3		.8 35		0		229		166		85		.55806 85		7		7										
TOTALS		RPI 1-25		RPI 26-50		W-L RECORDS		RPI 51-100		RPI 101-150		RPI 150+																	
21- 7		1- 1		0- 2		OVERALL		0- 3		8- 1		12- 0																	
11- 2		1- 1		0- 0		HOME		0- 1		5- 0		5- 0																	
6- 3		0- 0		0- 2		AWAY		0- 1		2- 0		4- 0																	
4- 2		0- 0		0- 0		NEUTRAL		0- 1		1- 1		3- 0																	
12- 3		0- 0		0- 0		NON-CONFERENCE		0- 2		3- 1		9- 0																	
7- 0		0- 0		0- 0		HOME		0- 0		3- 0		4- 0																	
2- 1		0- 0		0- 0		AWAY		0- 1		0- 0		2- 0																	
3- 2		0- 0		0- 0		NEUTRAL		0- 1		0- 1		3- 0																	
9- 4		1- 1		0- 2		CONFERENCE		0- 1		5- 0		3- 0																	
4- 2		1- 1		0- 0		HOME		0- 1		2- 0		1- 0																	
4- 2		0- 0		0- 2		AWAY		0- 0		2- 0		2- 0																	
1- 0		0- 0		0- 0		NEUTRAL		0- 0		1- 0		0- 0																	
RPI	S	Opponent		Score		RPI	S	Opponent		Score		RPI	S	Opponent		Score													
11	H	UCF		1	3	45	A	Wichita St.		2	3	92	A	Georgi a Tech		1	3	102	H	Clemson		3	2						
23	H	Cincinnati		3	1	47	A	Tulsa		0	3	97	N	Navy		2	3	120	H	Little Rock		3	2						
																		123	H	Villanova		3	1						
																		135	N	Wofford		1	3						
																		143	A	SMU		3	0						
																		143	H	SMU		3	2						
																		147	A	UConn		3	0						
																		148	H	Houston		3	1						
																		148	N	Houston		3	0						
																		163	A	Memphis		3	1						
																		174	A	Temple		3	0						
																		177	H	Louisiana		3	0						
																		178	N	Howard		3	0						
																		180	N	South Alabama		3	0						
																		206	H	East Carolina		3	1						
																		210	A	Rutgers		3	0						
																		249	H	UTEP		3	0						
																		266	N	Alabama St.		3	0						
																		267	H	Incarnate Word		3	0						
																		270	H	New Orleans		3	0						
																		318	A	Southeastern La.		3	0						
						LAST 10 GAMES																							
						143 A SMU						3	0	147 A UConn						3	0								
						148 N Houston						3	0	148 H Houston						3	1								
						23 H Cincinnati						3	1	143 H SMU						3	2								
						206 H East Carolina						3	1	163 A Memphis						3	1								
						174 A Temple						3	0	99 H South Fla.						0	3								

Non-Div. I Games:

Tulane

Average RPI Win: 130		WON-LOST	WINNING	LAST 10	STRENGTH OF		OPP. STRENGTH	TEAM	ADJ		CONF.	ADJ CONF.
Average RPI Loss: 38		RECORD	PCT. RANK	GAMES	SCHEDULE		OF SCHEDULE	RPI	RPI		RPI	RPI
DIV. I ONLY		12- 14	.46154	203	2-8		18	31	73		.57276	71
DIV. I NON-CONF.		9- 3	.75	44	0		44	93	36		.61652	37
TOTALS		RPI 1-25	RPI 26-50		W-L RECORDS		RPI 51-100		RPI 101-150		RPI 150+	
12- 14		1- 6	1- 2		OVERALL		3- 5		1- 1		6- 0	
5- 5		1- 3	0- 0		HOME		2- 2		0- 0		2- 0	
2- 8		0- 3	0- 1		AWAY		0- 3		1- 1		1- 0	
5- 1		0- 0	1- 1		NEUTRAL		1- 0		0- 0		3- 0	
9- 3		0- 0	1- 2		NON-CONFERENCE		2- 0		1- 1		5- 0	
3- 0		0- 0	0- 0		HOME		1- 0		0- 0		2- 0	
1- 2		0- 0	0- 1		AWAY		0- 0		1- 1		0- 0	
5- 1		0- 0	1- 1		NEUTRAL		1- 0		0- 0		3- 0	
3- 11		1- 6	0- 0		CONFERENCE		1- 5		0- 0		1- 0	
2- 5		1- 3	0- 0		HOME		1- 2		0- 0		0- 0	
1- 6		0- 3	0- 0		AWAY		0- 3		0- 0		1- 0	
0- 0		0- 0	0- 0		NEUTRAL		0- 0		0- 0		0- 0	
RPI S	Opponent	Score	RPI S	Opponent	Score	RPI S	Opponent	Score	RPI S	Opponent	Score	
2 H	Illinois	1 	28 N	Tennessee	1 	56 A	Northwestern	0 	114 A	Ole Miss	2 	
7 A	Wisconsin	0 	30 N	Missouri	3 	56 H	Northwestern	1 	145 A	Towson	3 0	
12 A	Purdue	0 	37 A	Dayton	2 	57 A	Indiana	0 	151 N	Samford	3 0	
13 H	Michigan	2 				57 H	Indiana	1 	159 N	Southern Miss.	3 2	
14 H	Nebraska	1 				60 N	Princeton	3 0	191 H	Ohio	3 0	
17 A	Penn St.	0 				65 A	Maryland	2 	199 H	Albany (NY)	3 1	
17 H	Penn St.	3 1				79 H	Michigan St.	3 0	210 A	Rutgers	3 2	
						88 H	Texas A&M	3 0	226 N	Evansville	3 1	
LAST 10 GAMES						14 H	Nebraska	1 				
						57 A	Indiana	0 				
						79 H	Michigan St.	3 0				
						13 H	Michigan	2 				
						17 A	Penn St.	0 				

Non-Div. I Games:

Ohio St.

UTSA

Average RPI Win: 197		WON-LOST	WINNING	LAST 10	STRENGTH OF		OPP. STRENGTH	TEAM	ADJ	CONF.	ADJ CONF.
Average RPI Loss: 46		RECORD	PCT. RANK	GAMES	SCHEDULE		OF SCHEDULE	RPI	RPI	RPI	RPI
DIV. I ONLY		18- 7	.72	47	8-2		113	116	70	.57253	72
DIV. I NON-CONF.		8- 4	.66667	84	0		112	107	82	.56101	83
TOTALS		RPI 1-25	RPI 26-50		W-L RECORDS		RPI 51-100		RPI 101-150		RPI 150+
18- 7		0- 3	0- 3		OVERALL		1- 0		4- 1		13- 0
5- 4		0- 2	0- 2		HOME		1- 0		3- 0		1- 0
8- 2		0- 1	0- 1		AWAY		0- 0		1- 0		7- 0
5- 1		0- 0	0- 0		NEUTRAL		0- 0		0- 1		5- 0
8- 4		0- 3	0- 0		NON-CONFERENCE		0- 0		2- 1		6- 0
1- 2		0- 2	0- 0		HOME		0- 0		1- 0		0- 0
2- 1		0- 1	0- 0		AWAY		0- 0		1- 0		1- 0
5- 1		0- 0	0- 0		NEUTRAL		0- 0		0- 1		5- 0
10- 3		0- 0	0- 3		CONFERENCE		1- 0		2- 0		7- 0
4- 2		0- 0	0- 2		HOME		1- 0		2- 0		1- 0
6- 1		0- 0	0- 1		AWAY		0- 0		0- 0		6- 0
0- 0		0- 0	0- 0		NEUTRAL		0- 0		0- 0		0- 0
RPI S	Opponent	Score	RPI S	Opponent	Score	RPI S	Opponent	Score	RPI S	Opponent	Score
19 H	Baylor	2 3	31 A	Rice	1 3	86 H	Fla. Atlantic	3 1	128 H	Virginia Tech	3 1
25 A	Texas St.	1 3	31 H	Rice	0 3				138 H	North Texas	3 0
25 H	Texas St.	0 3	50 H	Western Ky.	1 3				141 N	Cornell	1 3
									146 H	FIU	3 2
									148 A	Houston	3 0
									159 H	Southern Miss.	3 1
									169 A	Charlotte	3 2
									173 A	UAB	3 1
									181 N	San Francisco	3 1
									185 N	Houston Baptist	3 2
									190 N	Abilene Christian	3 1
									214 A	Army West Point	3 2
									216 A	Marshall	3 1
									249 A	UTEP	3 2
									267 N	Incarnate Word	3 0
									285 A	Middle Tenn.	3 0
									305 N	Quinnipiac	3 0
									306 A	Louisiana Tech	3 1
			LAST 10 GAMES								
			285 A	Middle Tenn.	3 0	169 A	Charlotte	3 2			
			306 A	Louisiana Tech	3 1	86 H	Fla. Atlantic	3 1			
			50 H	Western Ky.	1 3	146 H	FIU	3 2			
			31 H	Rice	0 3	173 A	UAB	3 1			
			216 A	Marshall	3 1	249 A	UTEP	3 2			

Non-Div. I Games:

UTSA

Average RPI Win:		143	WON-LOST RECORD		WINNING PCT. RANK		LAST 10 GAMES		STRENGTH OF SCHEDULE		OPP. STRENGTH OF SCHEDULE		TEAM RPI		ADJ RPI		CONF. RPI		ADJ CONF. RPI				
DIV. I ONLY			13- 12		.52 155		3-7		44		13		74		.57193 73		1		2				
DIV. I NON-CONF.			8- 3		.72727 57		0		165		57		75		.56776 75		2		2				
TOTALS		RPI 1-25		RPI 26-50				W-L RECORDS				RPI 51-100				RPI 101-150				RPI 150+			
13- 12		1- 8		1- 1				OVERALL				4- 2				2- 1				5- 0			
4- 4		1- 3		0- 0				HOME				1- 1				0- 0				2- 0			
5- 7		0- 5		0- 0				AWAY				2- 1				1- 1				2- 0			
4- 1		0- 0		1- 1				NEUTRAL				1- 0				1- 0				1- 0			
8- 3		0- 1		1- 1				NON-CONFERENCE				2- 0				2- 1				3- 0			
1- 0		0- 0		0- 0				HOME				0- 0				0- 0				1- 0			
3- 2		0- 1		0- 0				AWAY				1- 0				1- 1				1- 0			
4- 1		0- 0		1- 1				NEUTRAL				1- 0				1- 0				1- 0			
5- 9		1- 7		0- 0				CONFERENCE				2- 2				0- 0				2- 0			
3- 4		1- 3		0- 0				HOME				1- 1				0- 0				1- 0			
2- 5		0- 4		0- 0				AWAY				1- 1				0- 0				1- 0			
0- 0		0- 0		0- 0				NEUTRAL				0- 0				0- 0				0- 0			
RPI	S	Opponent		Score		RPI	S	Opponent		Score		RPI	S	Opponent		Score		RPI	S	Opponent		Score	
2	A	Illinois		0 3		33	N	Syracuse		3 2		56	A	Northwestern		3 2		116	A	Lipscomb		2 3	
4	A	Minnesota		0 3		50	N	Colorado		1 3		56	H	Northwestern		2 3		124	A	Drake		3 0	
7	A	Wisconsin		0 3								65	A	Maryland		0 3		143	N	SMU		3 1	
7	H	Wisconsin		3 2								74	A	Iowa St.		3 1		210	A	Rutgers		3 0	
12	H	Purdue		2 3								79	H	Michigan St.		3 0		210	H	Rutgers		3 0	
13	H	Michigan		1 3								91	N	Wyoming		3 1		268	H	Eastern Ill.		3 0	
14	A	Nebraska		1 3														276	N	South Dakota St.		3 0	
17	H	Penn St.		0 3														284	A	Belmont		3 0	
24	A	Washington		1 3																			
						LAST 10 GAMES																	
						12	H	Purdue		2 3		7	A	Wisconsin		0 3							
						17	H	Penn St.		0 3		4	A	Minnesota		0 3							
						210	H	Rutgers		3 0		210	A	Rutgers		3 0							
						65	A	Maryland		0 3		7	H	Wisconsin		3 2							
						56	H	Northwestern		2 3		14	A	Nebraska		1 3							

Non-Div. I Games:

Iowa

Average RPI Win: 107		WON-LOST RECORD		WINNING PCT. RANK		LAST 10 GAMES		STRENGTH OF SCHEDULE		OPP. STRENGTH OF SCHEDULE		TEAM RPI		ADJ RPI		CONF. RPI		ADJ CONF. RPI	
DIV. I ONLY		12- 12		.5 163		4-6		42		14		82		.57135 74		3		3	
DIV. I NON-CONF.		7- 6		.53846 162		0		99		16		93		.55544 87		3		3	
TOTALS		RPI 1-25		RPI 26-50		W-L RECORDS		RPI 51-100		RPI 101-150		RPI 150+							
12- 12		1- 5		2- 2		OVERALL		4- 4		2- 1		3- 0							
5- 6		0- 2		0- 1		HOME		3- 2		1- 1		1- 0							
5- 5		1- 3		1- 0		AWAY		1- 2		1- 0		1- 0							
2- 1		0- 0		1- 1		NEUTRAL		0- 0		0- 0		1- 0							
7- 6		1- 2		1- 2		NON-CONFERENCE		1- 1		1- 1		3- 0							
3- 3		0- 0		0- 1		HOME		1- 1		1- 1		1- 0							
2- 2		1- 2		0- 0		AWAY		0- 0		0- 0		1- 0							
2- 1		0- 0		1- 1		NEUTRAL		0- 0		0- 0		1- 0							
5- 6		0- 3		1- 0		CONFERENCE		3- 3		1- 0		0- 0							
2- 3		0- 2		0- 0		HOME		2- 1		0- 0		0- 0							
3- 3		0- 1		1- 0		AWAY		1- 2		1- 0		0- 0							
0- 0		0- 0		0- 0		NEUTRAL		0- 0		0- 0		0- 0							
RPI	S	Opponent	Score		RPI	S	Opponent	Score		RPI	S	Opponent	Score		RPI	S	Opponent	Score	
5	A	Texas	0	3	29	A	Kansas	3	0	58	A	Kansas St.	3	1	114	H	Ole Miss	3	0
5	H	Texas	0	3	33	H	Syracuse	2	3	58	H	Kansas St.	3	1	129	A	West Virginia	3	1
14	A	Nebraska	0	3	43	N	Utah	0	3	62	A	Texas Tech	1	3	140	H	Oregon St.	2	3
15	A	UNI	3	0	45	N	Wichita St.	3	1	73	H	Iowa	1	3	165	N	Gonzaga	3	1
16	A	Creighton	1	3						76	A	TCU	1	3	221	H	Virginia	3	1
19	H	Baylor	2	3						76	H	TCU	3	0	288	A	Montana	3	0
										84	H	Oklahoma	1	3					
										91	H	Wyoming	3	0					
					LAST 10 GAMES														
					76	A	TCU	1	3	58	A	Kansas St.	3	1					
					58	H	Kansas St.	3	1	5	A	Texas	0	3					
					5	H	Texas	0	3	84	H	Oklahoma	1	3					
					29	A	Kansas	3	0	62	A	Texas Tech	1	3					
					76	H	TCU	3	0	19	H	Baylor	2	3					






















Non-Div. I Games:

Iowa St.

Average RPI Win: 177		WON-LOST RECORD		WINNING PCT. RANK		LAST 10 GAMES		STRENGTH OF SCHEDULE		OPP. STRENGTH OF SCHEDULE		TEAM RPI		ADJ RPI		CONF. RPI		ADJ CONF. RPI	
DIV. I ONLY		17- 8		.68 73		9-1		110		92		76		.57055 75		19		19	
DIV. I NON-CONF.		5- 7		.41667 217		0		50		35		112		.53627 112		16		16	
TOTALS		RPI 1-25		RPI 26-50		W-L RECORDS		RPI 51-100		RPI 101-150		RPI 150+							
17- 8		0- 2		2- 2		OVERALL		2- 1		0- 1		13- 2							
8- 1		0- 0		1- 1		HOME		1- 0		0- 0		6- 0							
7- 5		0- 0		1- 1		AWAY		0- 1		0- 1		6- 2							
2- 2		0- 2		0- 0		NEUTRAL		1- 0		0- 0		1- 0							
5- 7		0- 2		0- 2		NON-CONFERENCE		2- 1		0- 1		3- 1							
2- 1		0- 0		0- 1		HOME		1- 0		0- 0		1- 0							
1- 4		0- 0		0- 1		AWAY		0- 1		0- 1		1- 1							
2- 2		0- 2		0- 0		NEUTRAL		1- 0		0- 0		1- 0							
12- 1		0- 0		2- 0		CONFERENCE		0- 0		0- 0		10- 1							
6- 0		0- 0		1- 0		HOME		0- 0		0- 0		5- 0							
6- 1		0- 0		1- 0		AWAY		0- 0		0- 0		5- 1							
0- 0		0- 0		0- 0		NEUTRAL		0- 0		0- 0		0- 0							
RPI	S	Opponent		Score		RPI	S	Opponent		Score		RPI	S	Opponent		Score			
9	N	Pittsburgh		0	3	32	A	Florida St.		0	3	53	H	James Madison		3	2		
10	N	Washington St.		0	3	37	A	Dayton		3	1	84	N	Oklahoma		3	1		
						37	H	Dayton		3	2	96	A	NC State		2	3		
						45	H	Wichita St.		2	3								

Non-Div. I Games:

VCU

Average RPI Win: 129		WON-LOST	WINNING	LAST 10	STRENGTH OF		OPP. STRENGTH	TEAM	ADJ	CONF.	ADJ CONF.
Average RPI Loss: 40		RECORD	PCT. RANK	GAMES	SCHEDULE		OF SCHEDULE	RPI	RPI	RPI	RPI
DIV. I ONLY		13- 13	.5	163	1-9		35	36	84	.56734	77
DIV. I NON-CONF.		9- 3	.75	44	0		58	114	43	.60441	43
TOTALS		RPI 1-25	RPI 26-50		W-L RECORDS		RPI 51-100		RPI 101-150		RPI 150+
13- 13		2- 6	0- 5		OVERALL		2- 1		6- 1		3- 0
6- 6		1- 3	0- 2		HOME		1- 0		3- 1		1- 0
3- 6		1- 3	0- 2		AWAY		1- 1		1- 0		0- 0
4- 1		0- 0	0- 1		NEUTRAL		0- 0		2- 0		2- 0
9- 3		0- 1	0- 1		NON-CONFERENCE		1- 1		5- 0		3- 0
5- 1		0- 1	0- 0		HOME		1- 0		3- 0		1- 0
0- 1		0- 0	0- 0		AWAY		0- 1		0- 0		0- 0
4- 1		0- 0	0- 1		NEUTRAL		0- 0		2- 0		2- 0
4- 10		2- 5	0- 4		CONFERENCE		1- 0		1- 1		0- 0
1- 5		1- 2	0- 2		HOME		0- 0		0- 1		0- 0
3- 5		1- 3	0- 2		AWAY		1- 0		1- 0		0- 0
0- 0		0- 0	0- 0		NEUTRAL		0- 0		0- 0		0- 0
RPI	S	Opponent	Score	RPI	S	Opponent	Score	RPI	S	Opponent	Score
6	A	Southern California	2 	27	A	UCLA	0 	81	H	New Mexico St.	3 0
10	A	Washington St.	0 	30	N	Missouri	1 	90	A	California	3 2
10	H	Washington St.	0 	39	A	Arizona	0 	91	A	Wyoming	1 
20	A	Oregon	3 0	43	H	Utah	0 				
20	H	Oregon	0 	50	H	Colorado	1 				
24	A	Washington	1 								
24	H	Washington	3 0								
25	H	Texas St.	0 								
				LAST 10 GAMES							
				10	A	Washington St.	0 	43	H	Utah	0 
				24	A	Washington	1 	6	A	Southern California	2 
				140	H	Oregon St.	1 	27	A	UCLA	0 
				20	H	Oregon	0 	24	H	Washington	3 0
				50	H	Colorado	1 	10	H	Washington St.	0 

Non-Div. I Games:

Arizona St.

Average RPI Win:		199	WON-LOST RECORD		WINNING PCT. RANK		LAST 10 GAMES		STRENGTH OF SCHEDULE		OPP. STRENGTH OF SCHEDULE		TEAM RPI		ADJ RPI		CONF. RPI		ADJ CONF. RPI				
DIV. I ONLY			19- 7		.73077 43		8-2		149		134		80		.56712 78		18		18				
DIV. I NON-CONF.			8- 4		.66667 84		0		159		74		90		.55254 91		19		19				
TOTALS		RPI 1-25		RPI 26-50				W-L RECORDS				RPI 51-100				RPI 101-150				RPI 150+			
19- 7		1- 0		0- 3				OVERALL				0- 1				4- 2				14- 1			
12- 2		1- 0		0- 0				HOME				0- 1				2- 1				9- 0			
6- 4		0- 0		0- 2				AWAY				0- 0				2- 1				4- 1			
1- 1		0- 0		0- 1				NEUTRAL				0- 0				0- 0				1- 0			
8- 4		1- 0		0- 3				NON-CONFERENCE				0- 1				1- 0				6- 0			
5- 1		1- 0		0- 0				HOME				0- 1				0- 0				4- 0			
2- 2		0- 0		0- 2				AWAY				0- 0				1- 0				1- 0			
1- 1		0- 0		0- 1				NEUTRAL				0- 0				0- 0				1- 0			
11- 3		0- 0		0- 0				CONFERENCE				0- 0				3- 2				8- 1			
7- 1		0- 0		0- 0				HOME				0- 0				2- 1				5- 0			
4- 2		0- 0		0- 0				AWAY				0- 0				1- 1				3- 1			
0- 0		0- 0		0- 0				NEUTRAL				0- 0				0- 0				0- 0			
RPI	S	Opponent		Score		RPI	S	Opponent		Score		RPI	S	Opponent		Score		RPI	S	Opponent		Score	
23	H	Cincinnati		3	2	37	A	Dayton		1	3	93	H	UC Santa Barbara		2	3	101	A	Bowling Green		1	3
						49	N	Notre Dame		0	3							101	H	Bowling Green		0	3
						50	A	Western Ky.		1	3							110	H	Ball St.		3	2
																		119	A	Buffalo		3	0
																		119	H	Buffalo		3	2
																		121	A	Murray St.		3	1
																		172	A	Eastern Mich.		3	2
																		183	A	Western Mich.		2	3
																		191	H	Ohio		3	2
																		194	H	Oakland		3	1
																		223	H	Saint Louis		3	0
																		227	H	Northern Ill.		3	0
																		229	N	Chattanooga		3	0
																		237	A	Southern Ill.		3	1
																		240	H	Kent St.		3	0
																		243	A	Akron		3	0
																		243	H	Akron		3	0
																		248	A	Central Mich.		3	1
																		264	H	Toledo		3	1
																		273	H	Alabama A&M		3	0
																		297	H	Saint Francis (PA)		3	1
						LAST 10 GAMES																	
						101 H Bowling Green						0	3	110 H Ball St.						3	2		
						183 A Western Mich.						2	3	248 A Central Mich.						3	1		
						243 H Akron						3	0	172 A Eastern Mich.						3	2		
						119 H Buffalo						3	2	240 H Kent St.						3	0		
						264 H Toledo						3	1	191 H Ohio						3	2		

Non-Div. I Games:

Mi ami (OH)

Average RPI Win:		193	WON-LOST RECORD		WINNING PCT. RANK		LAST 10 GAMES		STRENGTH OF SCHEDULE		OPP. STRENGTH OF SCHEDULE		TEAM RPI		ADJ RPI		CONF. RPI		ADJ CONF. RPI	
DIV. I ONLY			15- 12		.55556 139		2-8		47		52		75		.56708 79		1		2	
DIV. I NON-CONF.			12- 1		.92308 8		0		213		208		54		.58926 56		2		2	
TOTALS		RPI 1-25		RPI 26-50		W-L RECORDS		RPI 51-100		RPI 101-150		RPI 150+								
15- 12		0- 8		0- 1		OVERALL		2- 3		0- 0		13- 0								
5- 4		0- 4		0- 0		HOME		1- 0		0- 0		4- 0								
3- 8		0- 4		0- 1		AWAY		1- 3		0- 0		2- 0								
7- 0		0- 0		0- 0		NEUTRAL		0- 0		0- 0		7- 0								
12- 1		0- 0		0- 1		NON-CONFERENCE		0- 0		0- 0		12- 0								
3- 0		0- 0		0- 0		HOME		0- 0		0- 0		3- 0								
2- 1		0- 0		0- 1		AWAY		0- 0		0- 0		2- 0								
7- 0		0- 0		0- 0		NEUTRAL		0- 0		0- 0		7- 0								
3- 11		0- 8		0- 0		CONFERENCE		2- 3		0- 0		1- 0								
2- 4		0- 4		0- 0		HOME		1- 0		0- 0		1- 0								
1- 7		0- 4		0- 0		AWAY		1- 3		0- 0		0- 0								
0- 0		0- 0		0- 0		NEUTRAL		0- 0		0- 0		0- 0								
RPI	S	Opponent		Score		RPI	S	Opponent		Score		RPI	S	Opponent		Score				
2	A	Illinois		0 3		28	A	Tennessee		1 3		56	A	Northwestern		0 3				
4	A	Minnesota		2 3								57	H	Indiana		3 2				
4	H	Minnesota		0 3								65	A	Maryland		3 2				
7	H	Wisconsin		0 3								71	A	Ohio St.		0 3				
12	A	Purdue		1 3								73	A	Iowa		0 3				
12	H	Purdue		1 3																
14	A	Nebraska		1 3																
17	H	Penn St.		0 3																
						LAST 10 GAMES														
		4 A Minnesota		2 3				56 A Northwestern		0 3										
		12 A Purdue		1 3				71 A Ohio St.		0 3										
		7 H Wisconsin		0 3				65 A Maryland		3 2										
		4 H Minnesota		0 3				12 H Purdue		1 3										
		2 A Illinois		0 3				57 H Indiana		3 2										

Non-Div. I Games:

Michigan St.

Average RPI Win:		160	WON-LOST RECORD		WINNING PCT. RANK		LAST 10 GAMES		STRENGTH OF SCHEDULE		OPP. STRENGTH OF SCHEDULE		TEAM RPI		ADJ RPI		CONF. RPI		ADJ CONF. RPI	
DIV. I ONLY			15- 10		.6 111		7-3		70		86		83		.56651 80		9		9	
DIV. I NON-CONF.			6- 6		.5 170		0		24		47		63		.58492 62		10		10	
TOTALS		RPI 1-25		RPI 26-50		W-L RECORDS		RPI 51-100		RPI 101-150		RPI 150+								
15- 10		0- 2		1- 2		OVERALL		3- 3		5- 2		6- 1								
7- 4		0- 0		0- 0		HOME		1- 3		2- 1		4- 0								
5- 4		0- 1		0- 1		AWAY		1- 0		2- 1		2- 1								
3- 2		0- 1		1- 1		NEUTRAL		1- 0		1- 0		0- 0								
6- 6		0- 1		1- 2		NON-CONFERENCE		2- 2		2- 1		1- 0								
2- 3		0- 0		0- 0		HOME		1- 2		0- 1		1- 0								
1- 1		0- 0		0- 1		AWAY		0- 0		1- 0		0- 0								
3- 2		0- 1		1- 1		NEUTRAL		1- 0		1- 0		0- 0								
9- 4		0- 1		0- 0		CONFERENCE		1- 1		3- 1		5- 1								
5- 1		0- 0		0- 0		HOME		0- 1		2- 0		3- 0								
4- 3		0- 1		0- 0		AWAY		1- 0		1- 1		2- 1								
0- 0		0- 0		0- 0		NEUTRAL		0- 0		0- 0		0- 0								
RPI	S	Opponent		Score		RPI	S	Opponent		Score		RPI	S	Opponent		Score				
2	N	Illinois		0	3	42	N	Saint Mary's (CA)		3	1	54	H	Pepperdine		3	1			
22	A	Cal Poly		0	3	43	A	Utah		0	3	55	H	Hawaii		2	3			
						46	N	Denver		2	3	62	H	Texas Tech		1	3			
												67	H	Georgia		0	3			
												93	A	UC Santa Barbara		3	1			
												98	N	Fresno St.		3	0			
														101 N Bowling Green		3	0			
														126 A UC Davis		2	3			
														126 H UC Davis		3	0			
														131 H CSU Bakersfield		2	3			
														132 A Cleveland St.		3	0			
														137 A Long Beach St.		3	1			
														137 H Long Beach St.		3	1			
														170 A CSUN		3	0			
														170 H CSUN		3	1			
														254 A UC Riverside		2	3			
														254 H UC Riverside		3	0			
														282 H Southern Utah		3	0			
														302 A Cal St. Fullerton		3	0			
														302 H Cal St. Fullerton		3	0			
						LAST 10 GAMES														
						101	N	Bowling Green		3	0	137	H	Long Beach St.		3	1			
						46	N	Denver		2	3	170	H	CSUN		3	1			
						302	A	Cal St. Fullerton		3	0	126	A	UC Davis		2	3			
						254	A	UC Riverside		2	3	254	H	UC Riverside		3	0			
						22	A	Cal Poly		0	3	302	H	Cal St. Fullerton		3	0			

Non-Div. I Games:

UC Irvine

Average RPI Win:	180	WON-LOST RECORD	WINNING PCT. RANK	LAST 10 GAMES	STRENGTH OF SCHEDULE	OPP. STRENGTH OF SCHEDULE	TEAM RPI	ADJ RPI	CONF. RPI	ADJ CONF. RPI					
Average RPI Loss:	92														
DIV. I ONLY	18- 7	.72	47	8-2	144	119	79	.56614	81	10	11				
DIV. I NON-CONF.	10- 3	.76923	40	0	186	145	78	.56383	78	12	12				
<hr/>															
TOTALS	RPI 1-25	RPI 26-50		W-L RECORDS	RPI 51-100		RPI 101-150		RPI 150+						
18- 7	0- 0	1- 1		OVERALL	2- 3		6- 3		9- 0						
7- 1	0- 0	1- 0		HOME	0- 1		2- 0		4- 0						
6- 5	0- 0	0- 1		AWAY	2- 1		1- 3		3- 0						
5- 1	0- 0	0- 0		NEUTRAL	0- 1		3- 0		2- 0						
<hr/>															
10- 3	0- 0	1- 1		NON-CONFERENCE	0- 2		4- 0		5- 0						
3- 0	0- 0	1- 0		HOME	0- 0		0- 0		2- 0						
2- 2	0- 0	0- 1		AWAY	0- 1		1- 0		1- 0						
5- 1	0- 0	0- 0		NEUTRAL	0- 1		3- 0		2- 0						
<hr/>															
8- 4	0- 0	0- 0		CONFERENCE	2- 1		2- 3		4- 0						
4- 1	0- 0	0- 0		HOME	0- 1		2- 0		2- 0						
4- 3	0- 0	0- 0		AWAY	2- 0		0- 3		2- 0						
0- 0	0- 0	0- 0		NEUTRAL	0- 0		0- 0		0- 0						
<hr/>															
RPI	S	Opponent	Score	RPI	S	Opponent	Score	RPI	S	Opponent	Score				
				39	A	Ari zona	0 3	77	A	Ari zona St.	0 3	109	A	Utah Valley	2 3
				39	H	Ari zona	3 2	83	N	FGCU	0 3	109	H	Utah Valley	3 1
				85	A	UTRGV	3 2	118	A	Cal i forn i a Bapt i st	2 3	126	N	UC Davis	3 2
				85	H	UTRGV	2 3	131	A	CSU Bakersfi el d	2 3	131	H	CSU Bakersfi el d	3 0
				89	A	UMKC	3 0	131	H	UT Ar lington	3 0	142	N	Paci fic	3 1
								144	A	New Mexi co	3 0	166	H	Grand Canyon	3 0
								215	N	UT Martin	3 0	222	A	Seattle U	3 0
								222	H	Seattle U	3 1	249	A	UTEP	3 0
								260	A	Chi cago St.	3 0	288	H	Montana	3 2
								291	N	Eastern Ky.	3 2	326	H	Grambling	3 0
				LAST 10 GAMES											
109 A Utah Valley 2 3				85 A UTRGV 3 2											
222 A Seattle U 3 0				260 A Chi cago St. 3 0											
85 H UTRGV 2 3				89 A UMKC 3 0											
131 H CSU Bakersfi el d 3 0				166 H Grand Canyon 3 0											
109 H Utah Valley 3 1				222 H Seattle U 3 1											

Non-Div. I Games:

New Mexico St.

Average RPI Win: 187		WON-LOST RECORD		WINNING PCT. RANK		LAST 10 GAMES		STRENGTH OF SCHEDULE		OPP. STRENGTH OF SCHEDULE		TEAM RPI		ADJ RPI		CONF. RPI		ADJ CONF. RPI	
DIV. I ONLY		22- 7		.75862 34		8-2		182		123		81		.5658 82		13		13	
DIV. I NON-CONF.		10- 4		.71429 68		0		248		150		123		.52901 123		14		14	
TOTALS		RPI 1-25		RPI 26-50		W-L RECORDS		RPI 51-100		RPI 101-150		RPI 150+							
22- 7		0- 0		0- 1		OVERALL		3- 2		4- 2		15- 2							
9- 2		0- 0		0- 0		HOME		2- 0		2- 1		5- 1							
9- 4		0- 0		0- 1		AWAY		1- 1		2- 1		6- 1							
4- 1		0- 0		0- 0		NEUTRAL		0- 1		0- 0		4- 0							
10- 4		0- 0		0- 1		NON-CONFERENCE		0- 1		2- 0		8- 2							
3- 1		0- 0		0- 0		HOME		0- 0		1- 0		2- 1							
3- 2		0- 0		0- 1		AWAY		0- 0		1- 0		2- 1							
4- 1		0- 0		0- 0		NEUTRAL		0- 1		0- 0		4- 0							
12- 3		0- 0		0- 0		CONFERENCE		3- 1		2- 2		7- 0							
6- 1		0- 0		0- 0		HOME		2- 0		1- 1		3- 0							
6- 2		0- 0		0- 0		AWAY		1- 1		1- 1		4- 0							
0- 0		0- 0		0- 0		NEUTRAL		0- 0		0- 0		0- 0							
RPI	S	Opponent	Score	RPI	S	Opponent	Score	RPI	S	Opponent	Score	RPI	S	Opponent	Score				
				42	A	Saint Mary's (CA)	1 3	53	A	James Madison	2 3	106	A	St. John's (NY)	3 0				
								53	H	James Madison	3 1	107	H	Stony Brook	3 0				
								63	N	Loyola Marymount	1 3	122	A	UNCW	2 3				
								69	A	Col. of Charleston	3 1	122	H	UNCW	3 0				
								69	H	Col. of Charleston	3 2	145	A	Towson	3 0				
												145	H	Towson	2 3				
												160	A	Northeastern	3 0				
												174	A	Temple	3 2				
												181	A	San Francisco	2 3				
												197	H	Dartmouth	3 1				
												199	N	Albany (NY)	3 0				
												208	H	Seton Hall	3 2				
												213	H	Columbia	2 3				
												214	A	Army West Point	3 0				
												219	A	Delaware	3 1				
												219	H	Delaware	3 2				
												220	A	Elon	3 0				
												220	H	Elon	3 0				
												259	N	Rhode Island	3 0				
												275	A	William & Mary	3 0				
												275	H	William & Mary	3 0				
												282	N	Southern Utah	3 0				
												318	N	Southeastern La.	3 0				
LAST 10 GAMES																			
				219	H	Delaware	3 2	53	H	James Madison	3 1								
				122	H	UNCW	3 0	145	H	Towson	2 3								
				69	H	Col. of Charleston	3 2	160	A	Northeastern	3 0								
				220	A	Elon	3 0	219	A	Delaware	3 1								
				275	A	William & Mary	3 0	122	A	UNCW	2 3								

Non-Div. I Games:

Hofstra

Average RPI Win:		212	WON-LOST RECORD		WINNING PCT. RANK		LAST 10 GAMES		STRENGTH OF SCHEDULE		OPP. STRENGTH OF SCHEDULE		TEAM RPI		ADJ RPI		CONF. RPI		ADJ CONF. RPI				
DIV. I ONLY			22- 6		.78571 28		10-0		185		197		77		.56531 83		23		23				
DIV. I NON-CONF.			9- 5		.64286 103		2-0		54		136		65		.57862 65		22		23				
TOTALS		RPI 1-25		RPI 26-50				W-L RECORDS				RPI 51-100				RPI 101-150				RPI 150+			
22- 6		0- 2		1- 0				OVERALL				4- 1				3- 2				14- 1			
8- 3		0- 0		0- 0				HOME				0- 1				2- 1				6- 1			
9- 2		0- 1		1- 0				AWAY				1- 0				1- 1				6- 0			
5- 1		0- 1		0- 0				NEUTRAL				3- 0				0- 0				2- 0			
9- 5		0- 2		1- 0				NON-CONFERENCE				3- 0				1- 2				4- 1			
2- 2		0- 0		0- 0				HOME				0- 0				1- 1				1- 1			
2- 2		0- 1		1- 0				AWAY				0- 0				0- 1				1- 0			
5- 1		0- 1		0- 0				NEUTRAL				3- 0				0- 0				2- 0			
13- 1		0- 0		0- 0				CONFERENCE				1- 1				2- 0				10- 0			
6- 1		0- 0		0- 0				HOME				0- 1				1- 0				5- 0			
7- 0		0- 0		0- 0				AWAY				1- 0				1- 0				5- 0			
0- 0		0- 0		0- 0				NEUTRAL				0- 0				0- 0				0- 0			
RPI	S	Opponent		Score		RPI	S	Opponent		Score		RPI	S	Opponent		Score		RPI	S	Opponent		Score	
11	A	UCF		0	3	48	A	Mi ami (FL)		3	0	61	N	Yale		3	1	116	A	Lipscomb		3	0
11	N	UCF		1	3							81	N	New Mexico St.		3	0	116	H	Lipscomb		3	1
												86	N	Fla. Atlantic		3	0	129	H	West Virginia		2	3
												87	A	Kennesaw St.		3	1	144	A	New Mexi co		1	3
												87	H	Kennesaw St.		1	3	146	H	FIU		3	0
																		188	H	Stetson		3	0
																		195	A	Liberty		3	2
																		199	H	Albany (NY)		2	3
																		258	A	North Florida		3	0
																		258	H	North Florida		3	0
																		266	N	Al abama St.		3	0
																		281	A	Bethune-Cookman		3	0
																		291	N	Eastern Ky.		3	0
																		298	A	Jacksonvi lle		3	0
																		298	H	Jacksonvi lle		3	0
																		308	A	North Ala.		3	0
																		308	H	North Ala.		3	0
																		311	H	Western Ill.		3	0
																		328	A	NJIT		3	0
																		328	H	NJIT		3	0
						LAST 10 GAMES																	
						87 A Kennesaw St.						3	1	298 H Jacksonville						3	0		
						116 A Lipscomb						3	0	258 H North Florida						3	0		
						328 H NJIT						3	0	281 A Bethune-Cookman						3	0		
						308 H North Ala.						3	0	195 A Liberty						3	2		
						146 H FIU						3	0	188 H Stetson						3	0		

Non-Div. I Games:

FGCU

Average RPI Win:		128	WON-LOST RECORD		WINNING PCT. RANK		LAST 10 GAMES		STRENGTH OF SCHEDULE		OPP. STRENGTH OF SCHEDULE		TEAM RPI		ADJ RPI		CONF. RPI		ADJ CONF. RPI				
DIV. I ONLY			13- 10		.56522	130	5-5		73		22		78		.56524	84	3		3				
DIV. I NON-CONF.			8- 4		.66667	84	0		184		38		94		.54878	95	3		3				
TOTALS		RPI 1-25		RPI 26-50				W-L RECORDS		RPI 51-100				RPI 101-150				RPI 150+					
13- 10		0- 5		0- 2				OVERALL		7- 2				1- 0				5- 1					
6- 3		0- 2		0- 1				HOME		4- 0				1- 0				1- 0					
4- 4		0- 2		0- 1				AWAY		2- 1				0- 0				2- 0					
3- 3		0- 1		0- 0				NEUTRAL		1- 1				0- 0				2- 1					
8- 4		0- 1		0- 1				NON-CONFERENCE		3- 1				0- 0				5- 1					
3- 0		0- 0		0- 0				HOME		2- 0				0- 0				1- 0					
2- 1		0- 0		0- 1				AWAY		0- 0				0- 0				2- 0					
3- 3		0- 1		0- 0				NEUTRAL		1- 1				0- 0				2- 1					
5- 6		0- 4		0- 1				CONFERENCE		4- 1				1- 0				0- 0					
3- 3		0- 2		0- 1				HOME		2- 0				1- 0				0- 0					
2- 3		0- 2		0- 0				AWAY		2- 1				0- 0				0- 0					
0- 0		0- 0		0- 0				NEUTRAL		0- 0				0- 0				0- 0					
RPI	S	Opponent		Score		RPI	S	Opponent		Score		RPI	S	Opponent		Score		RPI	S	Opponent		Score	
5	A	Texas		0 3		29	H	Kansas		2 3		58	A	Kansas St.		3 1		129	H	West Virginia		3 0	
5	H	Texas		2 3		50	A	Colorado		0 3		58	H	Kansas St.		3 0		171	N	North Carolina		2 3	
9	N	Pittsburgh		1 3								62	H	Texas Tech		3 1		176	N	Xavier		3 0	
19	A	Bayl or		1 3								67	N	Georgi a		3 2		187	H	Northwestern St.		3 0	
19	H	Bayl or		1 3								74	A	Iowa St.		3 1		208	A	Seton Hall		3 0	
												75	N	VCU		1 3		227	A	Northern Ill.		3 1	
												76	A	TCU		0 3		246	N	DePaul		3 0	
												88	H	Texas A&M		3 2							
												88	H	Texas A&M		3 1							
LAST 10 GAMES						LAST 10 GAMES						LAST 10 GAMES						LAST 10 GAMES					
						19	A	Bayl or		1 3		5	H	Texas		2 3							
						19	H	Bayl or		1 3		62	H	Texas Tech		3 1							
						5	A	Texas		0 3		74	A	Iowa St.		3 1							
						58	A	Kansas St.		3 1		29	H	Kansas		2 3							
						129	H	West Vi rgi ni a		3 0		58	H	Kansas St.		3 0							

Non-Div. I Games:

Oklahoma

Average RPI Win:		194	WON-LOST RECORD		WINNING PCT. RANK		LAST 10 GAMES		STRENGTH OF SCHEDULE		OPP. STRENGTH OF SCHEDULE		TEAM RPI		ADJ RPI		CONF. RPI		ADJ CONF. RPI	
DIV. I ONLY			19- 8		.7037 54		8-2		139		132		85		.56321 85		10		11	
DIV. I NON-CONF.			9- 5		.64286 103		0		187		169		124		.53117 119		12		12	
TOTALS		RPI 1-25		RPI 26-50		W-L RECORDS		RPI 51-100		RPI 101-150		RPI 150+								
19- 8		1- 1		0- 1		OVERALL		2- 3		3- 2		13- 1								
8- 2		0- 0		0- 0		HOME		0- 2		2- 0		6- 0								
9- 3		1- 0		0- 0		AWAY		2- 0		1- 2		5- 1								
2- 3		0- 1		0- 1		NEUTRAL		0- 1		0- 0		2- 0								
9- 5		1- 1		0- 1		NON-CONFERENCE		0- 2		0- 0		8- 1								
4- 1		0- 0		0- 0		HOME		0- 1		0- 0		4- 0								
3- 1		1- 0		0- 0		AWAY		0- 0		0- 0		2- 1								
2- 3		0- 1		0- 1		NEUTRAL		0- 1		0- 0		2- 0								
10- 3		0- 0		0- 0		CONFERENCE		2- 1		3- 2		5- 0								
4- 1		0- 0		0- 0		HOME		0- 1		2- 0		2- 0								
6- 2		0- 0		0- 0		AWAY		2- 0		1- 2		3- 0								
0- 0		0- 0		0- 0		NEUTRAL		0- 0		0- 0		0- 0								
RPI	S	Opponent		Score		RPI	S	Opponent		Score		RPI	S	Opponent		Score				
19	A	Bayl or		3	2	31	N	Ri ce		0	3	62	H	Texas Tech		1	3			
22	N	Cal Poly		0	3							63	N	Loyola Marymount		0	3			
												81	A	New Mexico St.		3	2			
												81	H	New Mexico St.		2	3			
												89	A	UMKC		3	1			

Non-Div. I Games:

UTRGV

Average RPI Win:		219	WON-LOST RECORD		WINNING PCT. RANK		LAST 10 GAMES		STRENGTH OF SCHEDULE		OPP. STRENGTH OF SCHEDULE		TEAM RPI		ADJ RPI		CONF. RPI		ADJ CONF. RPI					
DIV. I ONLY			19- 6		.76		32		8-2		191		168		86		.55913		86		14		14	
DIV. I NON-CONF.			10- 3		.76923		40		1-0		197		202		87		.55532		88		13		13	
TOTALS		RPI 1-25		RPI 26-50		W-L RECORDS		RPI 51-100		RPI 101-150		RPI 150+												
19- 6		0- 1		0- 2		OVERALL		0- 2		3- 1		16- 0												
12- 0		0- 0		0- 0		HOME		0- 0		1- 0		11- 0												
5- 4		0- 0		0- 2		AWAY		0- 1		1- 1		4- 0												
2- 2		0- 1		0- 0		NEUTRAL		0- 1		1- 0		1- 0												
10- 3		0- 1		0- 1		NON-CONFERENCE		0- 1		1- 0		9- 0												
7- 0		0- 0		0- 0		HOME		0- 0		0- 0		7- 0												
1- 1		0- 0		0- 1		AWAY		0- 0		0- 0		1- 0												
2- 2		0- 1		0- 0		NEUTRAL		0- 1		1- 0		1- 0												
9- 3		0- 0		0- 1		CONFERENCE		0- 1		2- 1		7- 0												
5- 0		0- 0		0- 0		HOME		0- 0		1- 0		4- 0												
4- 3		0- 0		0- 1		AWAY		0- 1		1- 1		3- 0												
0- 0		0- 0		0- 0		NEUTRAL		0- 0		0- 0		0- 0												
RPI	S	Opponent		Score		RPI	S	Opponent		Score		RPI	S	Opponent		Score								
11	N	UCF		0 3		48	A	Mi ami (FL)		1 3		72	A	UTSA		1 3								
						50	A	Western Ky.		1 3		83	N	FGCU		0 3								
														138	A	North Texas		3 1						
														146	A	FIU		1 3						
														146	H	FIU		3 1						
														147	N	UConn		3 0						
														152	H	San Jose St.		3 0						
														159	H	Southern Miss.		3 1						
														169	A	Charlotte		3 2						
														169	H	Charlotte		3 2						
														173	H	UAB		3 0						
														196	N	Purdue Fort Wayne		3 1						
														216	A	Marshall		3 0						
														246	A	DePaul		3 0						
														249	A	UTEP		3 0						
														258	H	North Florida		3 0						
														274	H	The Citadel		3 0						
														276	H	South Dakota St.		3 0						
														281	H	Bethune-Cookman		3 0						
														281	H	Bethune-Cookman		3 0						
														306	H	Louisiana Tech		3 1						
														323	H	Saint Peter's		3 0						
						LAST 10 GAMES																		
						152	H	San Jose St.		3 0		169	H	Charlotte		3 2								
						147	N	UConn		3 0		159	H	Southern Miss.		3 1								
						50	A	Western Ky.		1 3		72	A	UTSA		1 3								
						216	A	Marshall		3 0		249	A	UTEP		3 0								
						146	H	FIU		3 1		281	H	Bethune-Cookman		3 0								

Non-Div. I Games:

Fla. Atlantic

Average RPI Win:		218	WON-LOST RECORD		WINNING PCT. RANK		LAST 10 GAMES		STRENGTH OF SCHEDULE		OPP. STRENGTH OF SCHEDULE		TEAM RPI		ADJ RPI		CONF. RPI		ADJ CONF. RPI				
DIV. I ONLY			21- 6		.77778 29		8-2		209		172		87		.55894 87		23		23				
DIV. I NON-CONF.			9- 4		.69231 79		0		97		81		67		.57698 67		22		23				
TOTALS		RPI 1-25		RPI 26-50				W-L RECORDS				RPI 51-100				RPI 101-150				RPI 150+			
21- 6		0- 2		0- 1				OVERALL				2- 2				3- 0				16- 1			
9- 2		0- 0		0- 0				HOME				1- 2				1- 0				7- 0			
8- 2		0- 1		0- 0				AWAY				1- 0				1- 0				6- 1			
4- 2		0- 1		0- 1				NEUTRAL				0- 0				1- 0				3- 0			
9- 4		0- 2		0- 1				NON-CONFERENCE				1- 1				2- 0				6- 0			
3- 1		0- 0		0- 0				HOME				1- 1				1- 0				1- 0			
2- 1		0- 1		0- 0				AWAY				0- 0				0- 0				2- 0			
4- 2		0- 1		0- 1				NEUTRAL				0- 0				1- 0				3- 0			
12- 2		0- 0		0- 0				CONFERENCE				1- 1				1- 0				10- 1			
6- 1		0- 0		0- 0				HOME				0- 1				0- 0				6- 0			
6- 1		0- 0		0- 0				AWAY				1- 0				1- 0				4- 1			
0- 0		0- 0		0- 0				NEUTRAL				0- 0				0- 0				0- 0			
RPI	S	Opponent		Score		RPI	S	Opponent		Score		RPI	S	Opponent		Score		RPI	S	Opponent		Score	
9	A	Pittsburgh		2	3	37	N	Dayton		0	3	66	H	High Point		3	2	102	H	Clemson		3	1
24	N	Washington		1	3							83	A	FGCU		3	1	116	A	Lipscomb		3	2
												83	H	FGCU		1	3	130	N	Loyola Chicago		3	0
												95	H	Auburn		2	3	151	A	Samford		3	2
																		188	A	Stetson		0	3
																		188	H	Stetson		3	0
																		195	A	Liberty		3	1
																		195	H	Liberty		3	0
																		242	N	McNeese		3	0
																		245	N	Jacksonville St.		3	2
																		246	A	Troy		3	2
																		255	H	Presbyteria n		3	1
																		258	A	North Florida		3	0
																		258	H	North Florida		3	1
																		272	N	Florida A&M		3	0
																		298	H	Jacksonville		3	0
																		308	A	North Ala.		3	0
																		308	H	North Ala.		3	1
																		328	A	NJIT		3	0
																		328	H	NJIT		3	0
LAST 10 GAMES																							
83 H FGCU						1	3	308 H North Ala.						3	1								
195 H Liberty						3	0	116 A Lipscomb						3	2								
188 A Stetson						0	3	298 H Jacksonville						3	0								
258 A North Florida						3	0	195 A Liberty						3	1								
328 H NJIT						3	0	83 A FGCU						3	1								

Non-Div. I Games:

Kennesaw St.

Average RPI Win:		130	WON-LOST RECORD		WINNING PCT. RANK		LAST 10 GAMES		STRENGTH OF SCHEDULE		OPP. STRENGTH OF SCHEDULE		TEAM RPI		ADJ RPI		CONF. RPI		ADJ CONF. RPI				
DIV. I ONLY			13- 12		.52 155		3-7		48		45		88		.55855 88		4		4				
DIV. I NON-CONF.			7- 5		.58333 138		0		157		64		119		.53037 120		4		4				
TOTALS		RPI 1-25		RPI 26-50				W-L RECORDS				RPI 51-100				RPI 101-150				RPI 150+			
13- 12		0- 3		0- 4				OVERALL				8- 4				0- 1				5- 0			
5- 4		0- 1		0- 1				HOME				4- 1				0- 1				1- 0			
3- 8		0- 2		0- 3				AWAY				3- 3				0- 0				0- 0			
5- 0		0- 0		0- 0				NEUTRAL				1- 0				0- 0				4- 0			
7- 5		0- 1		0- 0				NON-CONFERENCE				2- 3				0- 1				5- 0			
2- 1		0- 0		0- 0				HOME				1- 0				0- 1				1- 0			
0- 4		0- 1		0- 0				AWAY				0- 3				0- 0				0- 0			
5- 0		0- 0		0- 0				NEUTRAL				1- 0				0- 0				4- 0			
6- 7		0- 2		0- 4				CONFERENCE				6- 1				0- 0				0- 0			
3- 3		0- 1		0- 1				HOME				3- 1				0- 0				0- 0			
3- 4		0- 1		0- 3				AWAY				3- 0				0- 0				0- 0			
0- 0		0- 0		0- 0				NEUTRAL				0- 0				0- 0				0- 0			
RPI	S	Opponent		Score		RPI	S	Opponent		Score		RPI	S	Opponent		Score		RPI	S	Opponent		Score	
8	H	Kentucky		2	3	26	A	South Carolina		1	3	52	H	Al abama		2	3	115	H	Mi ssouri St.		2	3
17	A	Penn St.		0	3	28	A	Tennessee		1	3	54	H	Pepperdi ne		3	0	174	N	Temple		3	0
21	A	Florida		2	3	28	H	Tennessee		2	3	57	N	Indi ana		3	0	187	N	Northwestern St.		3	1
						30	A	Mi ssouri		2	3	67	A	Georgi a		3	2	191	N	Ohio		3	1
												67	H	Georgi a		3	2	199	N	Al bany (NY)		3	1
												71	A	Ohi o St.		0	3	316	H	Ni choll s St.		3	0
												84	A	Okl ahoma		2	3						
												84	A	Okl ahoma		1	3						
												94	A	LSU		3	2						
												95	A	Auburn		3	1						
												95	H	Auburn		3	0						
												100	H	Arkansas		3	0						
						LAST 10 GAMES																	
						28	A	Tennessee		1	3	28	H	Tennessee		2	3						
						95	A	Auburn		3	1	67	A	Georgi a		3	2						
						30	A	Mi ssouri		2	3	95	H	Auburn		3	0						
						52	H	Al abama		2	3	26	A	South Carol i na		1	3						
						8	H	Kentucky		2	3	21	A	Fl ori da		2	3						

Non-Div. I Games:

Texas A&M

UMKC

Average RPI Win: 185		WON-LOST RECORD		WINNING PCT. RANK		LAST 10 GAMES		STRENGTH OF SCHEDULE		OPP. STRENGTH OF SCHEDULE		TEAM RPI		ADJ RPI		CONF. RPI		ADJ CONF. RPI			
DIV. I ONLY		18- 8		.69231 63		7-3		130		140		89		.55842 89		10		11			
DIV. I NON-CONF.		9- 5		.64286 103		0		152		175		110		.53649 111		12		12			
TOTALS		RPI 1-25		RPI 26-50		W-L RECORDS		RPI 51-100		RPI 101-150		RPI 150+									
18- 8		0- 0		0- 0		OVERALL		0- 4		7- 2		11- 2									
10- 4		0- 0		0- 0		HOME		0- 4		3- 0		7- 0									
6- 2		0- 0		0- 0		AWAY		0- 0		3- 1		3- 1									
2- 2		0- 0		0- 0		NEUTRAL		0- 0		1- 1		1- 1									
9- 5		0- 0		0- 0		NON-CONFERENCE		0- 2		2- 2		7- 1									
6- 2		0- 0		0- 0		HOME		0- 2		1- 0		5- 0									
1- 1		0- 0		0- 0		AWAY		0- 0		0- 1		1- 0									
2- 2		0- 0		0- 0		NEUTRAL		0- 0		1- 1		1- 1									
9- 3		0- 0		0- 0		CONFERENCE		0- 2		5- 0		4- 1									
4- 2		0- 0		0- 0		HOME		0- 2		2- 0		2- 0									
5- 1		0- 0		0- 0		AWAY		0- 0		3- 0		2- 1									
0- 0		0- 0		0- 0		NEUTRAL		0- 0		0- 0		0- 0									
RPI	S	Opponent	Score	RPI	S	Opponent	Score	RPI	S	Opponent	Score	RPI	S	Opponent	Score						
								58	H	Kansas St.	0 3	109	A	Utah Valley	3 2						
								64	H	Austin Peay	2 3	111	H	Arkansas St.	3 2						
								81	H	New Mexico St.	0 3	112	N	UNLV	2 3						
								85	H	UTRGV	1 3	118	A	Cal i forn i a Baptist	3 1						
													118	H	Cal i forn i a Baptist	3 0					
													121	N	Murray St.	3 0					
													131	A	CSU Bakersfi el d	3 1					
													131	H	CSU Bakersfi el d	3 1					
													150	A	Omaha	1 3					
													153	N	UIC	2 3					
													166	A	Grand Canyon	3 1					
													166	H	Grand Canyon	3 0					
													183	H	Western Mich.	3 1					
													198	H	Southeast Mo. St.	3 1					
													222	A	Seattle U	3 0					
													223	A	Saint Louis	3 1					
													249	N	UTEP	3 1					
													260	A	Chi cago St.	2 3					
													260	H	Chi cago St.	3 0					
													265	H	SIUE	3 0					
													276	H	South Dakota St.	3 0					
													277	H	Provi dence	3 0					
				LAST 10 GAMES																	
				131 H CSU Bakersfi el d				3 1	260 A Chi cago St.					2 3							
				118 A Cal i forn i a Baptist				3 1	85 H UTRGV					1 3							
				131 A CSU Bakersfi el d				3 1	81 H New Mexico St.					0 3							
				166 H Grand Canyon				3 0	118 H Cal i forn i a Baptist					3 0							
				222 A Seattle U				3 0	260 H Chi cago St.					3 0							

Non-Div. I Games:

UMKC

Average RPI Win:		134	WON-LOST RECORD		WINNING PCT. RANK		LAST 10 GAMES		STRENGTH OF SCHEDULE		OPP. STRENGTH OF SCHEDULE		TEAM RPI		ADJ RPI		CONF. RPI		ADJ CONF. RPI				
DIV. I ONLY			13- 12		.52	155	5-5		79		21		93		.55739		90	2		1			
DIV. I NON-CONF.			8- 3		.72727	57	0		225		109		100		.54456		100	1		1			
TOTALS		RPI 1-25		RPI 26-50				W-L RECORDS		RPI 51-100				RPI 101-150				RPI 150+					
13- 12		1- 5		3- 4				OVERALL		1- 1				3- 1				5- 1					
6- 6		1- 3		1- 2				HOME		0- 1				1- 0				3- 0					
4- 5		0- 2		2- 2				AWAY		0- 0				1- 1				1- 0					
3- 1		0- 0		0- 0				NEUTRAL		1- 0				1- 0				1- 1					
8- 3		0- 0		0- 1				NON-CONFERENCE		1- 0				2- 1				5- 1					
4- 0		0- 0		0- 0				HOME		0- 0				1- 0				3- 0					
1- 2		0- 0		0- 1				AWAY		0- 0				0- 1				1- 0					
3- 1		0- 0		0- 0				NEUTRAL		1- 0				1- 0				1- 1					
5- 9		1- 5		3- 3				CONFERENCE		0- 1				1- 0				0- 0					
2- 6		1- 3		1- 2				HOME		0- 1				0- 0				0- 0					
3- 3		0- 2		2- 1				AWAY		0- 0				1- 0				0- 0					
0- 0		0- 0		0- 0				NEUTRAL		0- 0				0- 0				0- 0					
RPI	S	Opponent		Score		RPI	S	Opponent		Score		RPI	S	Opponent		Score		RPI	S	Opponent		Score	
1	H	Stanford		0	3	27	A	UCLA		3	0	77	H	Ari zona St.		2	3	134	A	South Dakota		1	3
6	A	Southern Cali forni a		1	3	27	H	UCLA		2	3	98	N	Fresno St.		3	0	140	A	Oregon St.		3	0
6	H	Southern Cali forni a		1	3	42	A	Saint Mary' s (CA)		0	3							142	H	Paci fic		3	2
10	H	Washington St.		3	1	43	A	Utah		3	2							149	N	Northern Colo.		3	1
20	A	Oregon		0	3	43	H	Utah		3	1							160	N	Northeastern		3	0
24	H	Washi ngton		0	3	50	A	Col orado		2	3							164	H	Col gate		3	0
						50	H	Col orado		0	3							165	N	Gonzaga		2	3
								LAST 10 GAMES										210	H	Rutgers		3	0
						43	H	Utah		3	1	20	A	Oregon		0	3	260	H	Chi cago St.		3	0
						50	H	Col orado		0	3	10	H	Washington St.		3	1	293	A	Portl and St.		3	2
						6	A	Southern Cali forni a		1	3	24	H	Washi ngton		0	3						
						27	A	UCLA		3	0	43	A	Utah		3	2						
						140	A	Oregon St.		3	0	50	A	Col orado		2	3						

Non-Div. I Games:

Cal i forni a

Average RPI Win:		174	WON-LOST RECORD		WINNING PCT. RANK		LAST 10 GAMES		STRENGTH OF SCHEDULE		OPP. STRENGTH OF SCHEDULE		TEAM RPI		ADJ RPI		CONF. RPI		ADJ CONF. RPI	
DIV. I ONLY			17- 9		.65385 87		7-3		119		108		90		.55645 91		12		12	
DIV. I NON-CONF.			8- 4		.66667 84		0		137		99		88		.55325 90		11		11	
TOTALS		RPI 1-25		RPI 26-50		W-L RECORDS		RPI 51-100		RPI 101-150		RPI 150+								
17- 9		0- 0		2- 2		OVERALL		1- 5		3- 1		11- 1								
12- 1		0- 0		2- 0		HOME		1- 1		2- 0		7- 0								
3- 6		0- 0		0- 1		AWAY		0- 3		1- 1		2- 1								
2- 2		0- 0		0- 1		NEUTRAL		0- 1		0- 0		2- 0								
8- 4		0- 0		1- 1		NON-CONFERENCE		1- 3		1- 0		5- 0								
6- 0		0- 0		1- 0		HOME		1- 0		1- 0		3- 0								
0- 2		0- 0		0- 0		AWAY		0- 2		0- 0		0- 0								
2- 2		0- 0		0- 1		NEUTRAL		0- 1		0- 0		2- 0								
9- 5		0- 0		1- 1		CONFERENCE		0- 2		2- 1		6- 1								
6- 1		0- 0		1- 0		HOME		0- 1		1- 0		4- 0								
3- 4		0- 0		0- 1		AWAY		0- 1		1- 1		2- 1								
0- 0		0- 0		0- 0		NEUTRAL		0- 0		0- 0		0- 0								
RPI	S	Opponent	Score	RPI	S	Opponent	Score	RPI	S	Opponent	Score	RPI	S	Opponent	Score					
				33	N	Syracuse	2 3	59	A	Portland	2 3	112	A	UNLV	1 3					
				38	A	Colorado St.	1 3	73	N	Iowa	1 3	121	H	Murray St.	3 0					
				38	H	Colorado St.	3 1	74	A	Iowa St.	0 3	125	H	Boise St.	3 1					
				50	H	Colorado	3 2	77	H	Arizona St.	3 1	144	A	New Mexico	3 2					
								98	A	Fresno St.	1 3	152	A	San Jose St.	3 0					
								98	H	Fresno St.	1 3	158	A	Air Force	3 2					
												158	H	Air Force	3 2					
												167	N	LIU Brooklyn	3 0					
												201	A	San Diego St.	2 3					
												201	H	San Diego St.	3 0					
												233	H	Nevada	3 0					
												253	H	Utah St.	3 0					
												256	H	Oral Roberts	3 0					
												257	N	Montana St.	3 0					
												258	H	North Florida	3 0					
												309	H	Binghamton	3 0					
				LAST 10 GAMES																
				256	H	Oral Roberts	3 0	144	A	New Mexico	3 2									
				158	A	Air Force	3 2	112	A	UNLV	1 3									
				38	A	Colorado St.	1 3	125	H	Boise St.	3 1									
				201	H	San Diego St.	3 0	253	H	Utah St.	3 0									
				98	H	Fresno St.	1 3	158	H	Air Force	3 2									

Non-Div. I Games:

Wyoming

[illegible]

Non-Div. I Games:

Georgi a Tech

Average RPI Win:		183	WON-LOST RECORD		WINNING PCT. RANK		LAST 10 GAMES		STRENGTH OF SCHEDULE		OPP. STRENGTH OF SCHEDULE		TEAM RPI		ADJ RPI		CONF. RPI		ADJ CONF. RPI		
DIV. I ONLY		14- 10		.58333		122		5-5		77		107		92		.552		93		9	
DIV. I NON-CONF.		8- 4		.66667		84		0		88		154		72		.56927		73		10	
TOTALS		RPI 1-25		RPI 26-50		W-L RECORDS		RPI 51-100		RPI 101-150		RPI 150+									
14- 10		0- 3		0- 1		OVERALL		3- 2		2- 3		9- 1									
5- 4		0- 1		0- 0		HOME		1- 2		1- 1		3- 0									
5- 4		0- 1		0- 1		AWAY		2- 0		0- 2		3- 0									
4- 2		0- 1		0- 0		NEUTRAL		0- 0		1- 0		3- 1									
8- 4		0- 1		0- 1		NON-CONFERENCE		2- 0		1- 1		5- 1									
3- 0		0- 0		0- 0		HOME		1- 0		0- 0		2- 0									
1- 2		0- 0		0- 1		AWAY		1- 0		0- 1		0- 0									
4- 2		0- 1		0- 0		NEUTRAL		0- 0		1- 0		3- 1									
6- 6		0- 2		0- 0		CONFERENCE		1- 2		1- 2		4- 0									
2- 4		0- 1		0- 0		HOME		0- 2		1- 1		1- 0									
4- 2		0- 1		0- 0		AWAY		1- 0		0- 1		3- 0									
0- 0		0- 0		0- 0		NEUTRAL		0- 0		0- 0		0- 0									
RPI	S	Opponent		Score		RPI	S	Opponent		Score		RPI	S	Opponent		Score					
22	A	Cal Poly		0 3		46	A	Denver		2 3		126	H	UC Davis		2 3					
22	H	Cal Poly		0 3								131	A	CSU Bakersfield		0 3					
23	N	Cincinnati		2 3								62	H	Texas Tech		3 1					
												78	A	Miami (OH)		3 2					
												80	H	UC Irvine		1 3					
										</											

Non-Div. I Games:

UC Santa Barbara

Average RPI Win: 137		WON-LOST RECORD		WINNING PCT. RANK		LAST 10 GAMES		STRENGTH OF SCHEDULE		OPP. STRENGTH OF SCHEDULE		TEAM RPI		ADJ RPI		CONF. RPI		ADJ CONF. RPI	
DIV. I ONLY		9- 14		.3913 231		4-6		24		34		99		.55137 94		4		4	
DIV. I NON-CONF.		5- 6		.45455 203		0		33		26		84		.56281 80		4		4	
TOTALS		RPI 1-25		RPI 26-50		W-L RECORDS		RPI 51-100		RPI 101-150		RPI 150+							
9- 14		1- 5		0- 5		OVERALL		3- 3		1- 1		4- 0							
3- 6		0- 2		0- 2		HOME		2- 2		0- 0		1- 0							
4- 6		0- 2		0- 2		AWAY		1- 1		1- 1		2- 0							
2- 2		1- 1		0- 1		NEUTRAL		0- 0		0- 0		1- 0							
5- 6		1- 3		0- 2		NON-CONFERENCE		0- 1		1- 0		3- 0							
1- 2		0- 0		0- 1		HOME		0- 1		0- 0		1- 0							
2- 2		0- 2		0- 0		AWAY		0- 0		1- 0		1- 0							
2- 2		1- 1		0- 1		NEUTRAL		0- 0		0- 0		1- 0							
4- 8		0- 2		0- 3		CONFERENCE		3- 2		0- 1		1- 0							
2- 4		0- 2		0- 1		HOME		2- 1		0- 0		0- 0							
2- 4		0- 0		0- 2		AWAY		1- 1		0- 1		1- 0							
0- 0		0- 0		0- 0		NEUTRAL		0- 0		0- 0		0- 0							
RPI	S	Opponent	Score		RPI	S	Opponent	Score		RPI	S	Opponent	Score		RPI	S	Opponent	Score	
8	H	Kentucky	0	3	26	A	South Carolina	0	3	52	A	Alabama	3	2	114	A	Ole Miss	2	3
13	A	Michigan	0	3	28	H	Tennessee	1	3	67	A	Georgia	2	3	143	A	SMU	3	2
18	N	Marquette	0	3	30	A	Missouri	0	3	67	H	Georgia	3	1	190	N	Abilene Christian	3	1
19	A	Baylor	1	3	38	N	Colorado St.	0	3	88	H	Texas A&M	2	3	194	A	Oakland	3	0
21	H	Florida	0	3	41	H	Duke	1	3	95	H	Auburn	3	0	229	H	A&M-Corpus Christi	3	0
25	N	Texas St.	3	0						99	H	South Fla.	2	3	239	A	Mississippi St.	3	0
					LAST 10 GAMES														
					52 A Alabama					95 H Auburn									
					239 A Mississippi St.					67 H Georgia									
					30 A Missouri					114 A Ole Miss									
					28 H Tennessee					88 H Texas A&M									
					8 H Kentucky					21 H Florida									

Non-Div. I Games:

LSU

Average RPI Win: 111		WON-LOST RECORD		WINNING PCT. RANK		LAST 10 GAMES		STRENGTH OF SCHEDULE		OPP. STRENGTH OF SCHEDULE		TEAM RPI		ADJ RPI		CONF. RPI		ADJ CONF. RPI	
DIV. I ONLY		10- 13		.43478 216		3-7		31		48		100		.55115 95		4		4	
DIV. I NON-CONF.		7- 3		.7 74		0		17		55		22		.64421 20		4		4	
TOTALS		RPI 1-25		RPI 26-50		W-L RECORDS		RPI 51-100		RPI 101-150		RPI 150+							
10- 13		0- 1		2- 4		OVERALL		3- 7		3- 0		2- 1							
4- 5		0- 1		1- 1		HOME		2- 3		1- 0		0- 0							
4- 6		0- 0		1- 2		AWAY		1- 3		1- 0		1- 1							
2- 2		0- 0		0- 1		NEUTRAL		0- 1		1- 0		1- 0							
7- 3		0- 1		2- 1		NON-CONFERENCE		2- 1		1- 0		2- 0							
2- 1		0- 1		1- 0		HOME		1- 0		0- 0		0- 0							
3- 0		0- 0		1- 0		AWAY		1- 0		0- 0		1- 0							
2- 2		0- 0		0- 1		NEUTRAL		0- 1		1- 0		1- 0							
3- 10		0- 0		0- 3		CONFERENCE		1- 6		2- 0		0- 1							
2- 4		0- 0		0- 1		HOME		1- 3		1- 0		0- 0							
1- 6		0- 0		0- 2		AWAY		0- 3		1- 0		0- 1							
0- 0		0- 0		0- 0		NEUTRAL		0- 0		0- 0		0- 0							
RPI	S	Opponent		Score		RPI	S	Opponent		Score		RPI	S	Opponent		Score			
13	H	Mi chi gan		0 3		26	A	South Carolina		1 3		52	A	Al abama		1 3			
						28	H	Tennessee		1 3		52	H	Al abama		0 3			
						29	A	Kansas		3 2		63	N	Loyol a Marymount		0 3			
						30	A	Mi ssouri		1 3		66	H	High Poi nt		3 0			
						32	H	Fl ori da St.		3 1		67	H	Georgi a		2 3			
						34	N	Ill inoi s St.		1 3		87	A	Kennesaw St.		3 2			
												88	A	Texas A&M		0 3			
												88	H	Texas A&M		1 3			
												94	A	LSU		0 3			
												100	H	Arkansas		3 0			

Non-Div. I Games:

Auburn

Average RPI Win:		143	WON-LOST RECORD		12- 12	WINNING PCT. RANK		.5 163	LAST 10 GAMES		4-6	STRENGTH OF SCHEDULE		62	OPP. STRENGTH OF SCHEDULE		51	TEAM RPI		97	ADJ RPI		.55032 96	CONF. RPI		6	ADJ CONF. RPI		6
Average RPI Loss:		60			6- 4			.6 130			0			60			48			68			.57438 68			6			6
DIV. I ONLY																													
DIV. I NON-CONF.																													
TOTALS			RPI 1-25			RPI 26-50			W-L RECORDS			RPI 51-100			RPI 101-150			RPI 150+											
12- 12			0- 3			2- 4			OVERALL			2- 2			3- 2			5- 1											
7- 4			0- 2			2- 1			HOME			1- 0			0- 1			4- 0											
3- 6			0- 0			0- 3			AWAY			0- 1			2- 1			1- 1											
2- 2			0- 1			0- 0			NEUTRAL			1- 1			1- 0			0- 0											
6- 4			0- 2			0- 0			NON-CONFERENCE			2- 1			2- 1			2- 0											
3- 2			0- 1			0- 0			HOME			1- 0			0- 1			2- 0											
1- 0			0- 0			0- 0			AWAY			0- 0			1- 0			0- 0											
2- 2			0- 1			0- 0			NEUTRAL			1- 1			1- 0			0- 0											
6- 8			0- 1			2- 4			CONFERENCE			0- 1			1- 1			3- 1											
4- 2			0- 1			2- 1			HOME			0- 0			0- 0			2- 0											
2- 6			0- 0			0- 3			AWAY			0- 1			1- 1			1- 1											
0- 0			0- 0			0- 0			NEUTRAL			0- 0			0- 0			0- 0											
RPI	S	Opponent	Score		RPI	S	Opponent	Score		RPI	S	Opponent	Score		RPI	S	Opponent	Score											
9	H	Pittsburgh	1	3	32	A	Florida St.	0	3	67	N	Georgi a	0	3	102	A	Clemson	1	3										
10	H	Washington St.	1	3	33	A	Syracuse	1	3	75	H	VCU	3	2	109	H	Utah Valley	2	3										
16	N	Creighton	0	3	36	H	Louisville	1	3	92	A	Georgi a Tech	0	3	111	N	Arkansas St.	3	2										
					41	H	Duke	3	2	100	N	Arkansas	3	2	128	A	Virginia Tech	3	1										
					48	A	Miami (FL)	1	3						143	A	SMU	3	1										
					49	H	Notre Dame	3	1						171	A	North Carolina	1	3										
															182	A	Boston College	3	1										
															212	H	Wright St.	3	0										
															218	H	Wake Forest	3	2										
															221	H	Virginia	3	1										
															235	H	Campbel l	3	0										
LAST 10 GAMES																													
					41	H	Duke	3	2			182	A	Boston College	3	1													
					218	H	Wake Forest	3	2			9	H	Pittsburgh	1	3													
					92	A	Georgi a Tech	0	3			221	H	Virginia	3	1													
					102	A	Clemson	1	3			48	A	Miami (FL)	1	3													
					33	A	Syracuse	1	3			32	A	Florida St.	0	3													

Non-Div. I Games:

NC State

Average RPI Win:		222	WON-LOST RECORD		WINNING PCT. RANK		LAST 10 GAMES		STRENGTH OF SCHEDULE		OPP. STRENGTH OF SCHEDULE		TEAM RPI		ADJ RPI		CONF. RPI		ADJ CONF. RPI	
DIV. I ONLY			19- 8		.7037 54		8-2		156		225		94		.55019 97		24		24	
DIV. I NON-CONF.			8- 5		.61538 121		0		117		151		104		.5424 105		25		25	
TOTALS		RPI 1-25		RPI 26-50		W-L RECORDS		RPI 51-100		RPI 101-150		RPI 150+								
19- 8		0- 1		0- 1		OVERALL		1- 1		0- 3		18- 2								
9- 3		0- 0		0- 0		HOME		0- 1		0- 2		9- 0								
5- 5		0- 1		0- 1		AWAY		0- 0		0- 1		5- 2								
5- 0		0- 0		0- 0		NEUTRAL		1- 0		0- 0		4- 0								
8- 5		0- 1		0- 1		NON-CONFERENCE		1- 1		0- 1		7- 1								
2- 2		0- 0		0- 0		HOME		0- 1		0- 1		2- 0								
1- 3		0- 1		0- 1		AWAY		0- 0		0- 0		1- 1								
5- 0		0- 0		0- 0		NEUTRAL		1- 0		0- 0		4- 0								
11- 3		0- 0		0- 0		CONFERENCE		0- 0		0- 2		11- 1								
7- 1		0- 0		0- 0		HOME		0- 0		0- 1		7- 0								
4- 2		0- 0		0- 0		AWAY		0- 0		0- 1		4- 1								
0- 0		0- 0		0- 0		NEUTRAL		0- 0		0- 0		0- 0								
RPI	S	Opponent		Score		RPI	S	Opponent		Score		RPI	S	Opponent		Score				
17	A	Penn St.		0	3	46	A	Denver		0	3	52	H	Al abama		1	3			
												70	N	Tul ane		3	2			
												103	A	Ameri can		2	3			
												103	H	Ameri can		0	3			
												123	H	Villanova		0	3			
												158	A	Air Force		3	2			
												164	A	Col gate		3	2			
												164	H	Col gate		3	0			
												178	N	Howard		3	1			
												184	A	Lehi gh		3	2			
												184	H	Lehi gh		3	0			
												197	H	Dartmouth		3	1			
												205	H	George Mason		3	0			
												209	A	Loyol a Maryl and		3	0			
												209	H	Loyol a Maryl and		3	1			
												210	A	Rutgers		1	3			
												214	A	Army West Point		1	3			
												214	H	Army West Point		3	0			
												271	H	Hol y Cross		3	0			
												287	N	UMES		3	1			
												291	N	Eastern Ky.		3	0			
												292	N	UMBC		3	0			
												312	A	Bucknel I		3	1			
												312	H	Bucknel I		3	0			
												320	H	Lafayette		3	0			
LAST 10 GAMES																				
						164	A	Col gate		3	2	184	H	Lehi gh		3	0			
						214	A	Army West Poi nt		1	3	271	H	Hol y Cross		3	0			
						209	A	Loyol a Maryl and		3	0	320	H	Lafayette		3	0			
						103	H	Ameri can		0	3	214	H	Army West Poi nt		3	0			
						312	H	Bucknel I		3	0	164	H	Col gate		3	0			

Non-Div. I Games:

Navy

Average RPI Win:	180	WON-LOST RECORD	WINNING PCT. RANK	LAST 10 GAMES	STRENGTH OF SCHEDULE	OPP. STRENGTH OF SCHEDULE	TEAM RPI	ADJ RPI	CONF. RPI	ADJ CONF. RPI									
DIV. I ONLY		17- 8	.68	73	7-3	177	103	96	.5494	98	12	12							
DIV. I NON-CONF.		7- 5	.58333	138	0	264	91	174	.49715	174	11	11							
<hr/>																			
TOTALS	RPI 1-25	RPI 26-50		W-L RECORDS		RPI 51-100		RPI 101-150		RPI 150+									
17- 8	0- 0	1- 2		OVERALL		3- 2		3- 3		10- 1									
7- 2	0- 0	1- 1		HOME		1- 0		3- 1		2- 0									
7- 3	0- 0	0- 1		AWAY		1- 0		0- 2		6- 0									
3- 3	0- 0	0- 0		NEUTRAL		1- 2		0- 0		2- 1									
<hr/>																			
7- 5	0- 0	0- 1		NON-CONFERENCE		1- 2		1- 1		5- 1									
2- 1	0- 0	0- 1		HOME		0- 0		1- 0		1- 0									
2- 1	0- 0	0- 0		AWAY		0- 0		0- 1		2- 0									
3- 3	0- 0	0- 0		NEUTRAL		1- 2		0- 0		2- 1									
<hr/>																			
10- 3	0- 0	1- 1		CONFERENCE		2- 0		2- 2		5- 0									
5- 1	0- 0	1- 0		HOME		1- 0		2- 1		1- 0									
5- 2	0- 0	0- 1		AWAY		1- 0		0- 1		4- 0									
0- 0	0- 0	0- 0		NEUTRAL		0- 0		0- 0		0- 0									
<hr/>																			
RPI	S	Opponent	Score	RPI	S	Opponent	Score	RPI	S	Opponent	Score								
				38	A	Colorado St.	0 3	68	N	Valparaiso	3 2	103	H	American	3 2				
				38	H	Colorado St.	3 1	80	N	UC Irvine	0 3	112	H	UNLV	3 1				
				42	H	Saint Mary's (CA)	1 3	90	N	California	0 3	125	A	Boise St.	1 3				
								91	A	Wyoming	3 1	125	H	Boise St.	2 3				
								91	H	Wyoming	3 1	137	A	Long Beach St.	2 3				
												144	H	New Mexico	3 0				
												152	A	San Jose St.	3 1				
												165	N	Gonzaga	1 3				
												181	H	San Francisco	3 2				
												201	A	San Diego St.	3 0				
												233	A	Nevada	3 1				
																253	A	Utah St.	3 0
																253	H	Utah St.	3 0
																268	A	Eastern Ill.	3 1
																282	N	Southern Utah	3 1
																293	A	Portland St.	3 0
																297	N	Saint Francis (PA)	3 2
				<hr/>															
				LAST 10 GAMES															
				253 H Utah St.				3	0	233 A Nevada				3	1				
125 H Boise St.				2	3	144 H New Mexico				3	0								
38 A Colorado St.				0	3	112 H UNLV				3	1								
91 A Wyoming				3	1	125 A Boise St.				1	3								
152 A San Jose St.				3	1	253 A Utah St.				3	0								

Non-Div. I Games: Fresno Pacific 3 0

Fresno St.

Average RPI Win: 188		WON-LOST	WINNING	LAST 10	STRENGTH OF		OPP. STRENGTH	TEAM	ADJ	CONF.	ADJ CONF.
Average RPI Loss: 79		RECORD	PCT. RANK	GAMES	SCHEDULE		OF SCHEDULE	RPI	RPI	RPI	RPI
DIV. I ONLY		18- 8	.69231	63	5-5		198	84	95	.54846	99
DIV. I NON-CONF.		11- 2	.84615	25	0		246	156	79	.56224	81
TOTALS		RPI 1-25	RPI 26-50		W-L RECORDS		RPI 51-100		RPI 101-150		RPI 150+
18- 8		0- 2	0- 3		OVERALL		2- 0		3- 2		13- 1
7- 5		0- 1	0- 2		HOME		0- 0		3- 1		4- 1
8- 2		0- 1	0- 0		AWAY		2- 0		0- 1		6- 0
3- 1		0- 0	0- 1		NEUTRAL		0- 0		0- 0		3- 0
11- 2		0- 0	0- 1		NON-CONFERENCE		1- 0		1- 0		9- 1
4- 1		0- 0	0- 0		HOME		0- 0		1- 0		3- 1
4- 0		0- 0	0- 0		AWAY		1- 0		0- 0		3- 0
3- 1		0- 0	0- 1		NEUTRAL		0- 0		0- 0		3- 0
7- 6		0- 2	0- 2		CONFERENCE		1- 0		2- 2		4- 0
3- 4		0- 1	0- 2		HOME		0- 0		2- 1		1- 0
4- 2		0- 1	0- 0		AWAY		1- 0		0- 1		3- 0
0- 0		0- 0	0- 0		NEUTRAL		0- 0		0- 0		0- 0
RPI S	Opponent	Score	RPI S	Opponent	Score	RPI S	Opponent	Score	RPI S	Opponent	Score
11 H	UCF	2 3	41 N	Duke	1 3	70 A	Tulane	3 0	107 H	Stony Brook	3 2
23 A	Cincinnati	0 3	45 H	Wichita St.	1 3	94 A	LSU	3 2	143 H	SMU	3 2
			47 H	Tulsa	1 3				147 A	UConn	1 3
									147 H	UConn	2 3
									148 H	Houston	3 1
									152 A	San Jose St.	3 1
									163 A	Memphis	3 0
									167 A	LIU Brooklyn	3 1
									169 H	Charlotte	2 3
									174 A	Temple	3 1
									174 H	Temple	3 2
									206 A	East Carolina	3 1
									217 H	North Dakota	3 0
									229 N	A&M-Corpus Christi	3 2
									236 N	George Washington	3 1
									258 A	North Florida	3 0
									270 H	New Orleans	3 0
									271 N	Holy Cross	3 0
									298 H	Jacksonville	3 2
			LAST 10 GAMES								
			169 H	Charlotte	2 3	148 H	Houston	3 1			
			217 H	North Dakota	3 0	143 H	SMU	3 2			
			107 H	Stony Brook	3 2	206 A	East Carolina	3 1			
			147 A	UConn	1 3	23 A	Cincinnati	0 3			
			174 A	Temple	3 1	174 H	Temple	3 2			

Non-Div. I Games:

South Fla.

Average RPI Win: 158		WON-LOST RECORD		WINNING PCT. RANK		LAST 10 GAMES		STRENGTH OF SCHEDULE		OPP. STRENGTH OF SCHEDULE		TEAM RPI		ADJ RPI		CONF. RPI		ADJ CONF. RPI	
DIV. I ONLY		10- 12		.45455 206		4-6		49		38		106		.54683 100		4		4	
DIV. I NON-CONF.		6- 4		.6 130		0		94		32		81		.56316 79		4		4	
TOTALS		RPI 1-25		RPI 26-50		W-L RECORDS		RPI 51-100		RPI 101-150		RPI 150+							
10- 12		0- 3		2- 4		OVERALL		1- 5		2- 0		5- 0							
6- 3		0- 0		1- 2		HOME		1- 1		2- 0		2- 0							
2- 8		0- 3		1- 2		AWAY		0- 3		0- 0		1- 0							
2- 1		0- 0		0- 0		NEUTRAL		0- 1		0- 0		2- 0							
6- 4		0- 1		1- 1		NON-CONFERENCE		1- 2		1- 0		3- 0							
3- 1		0- 0		0- 1		HOME		1- 0		1- 0		1- 0							
1- 2		0- 1		1- 0		AWAY		0- 1		0- 0		0- 0							
2- 1		0- 0		0- 0		NEUTRAL		0- 1		0- 0		2- 0							
4- 8		0- 2		1- 3		CONFERENCE		0- 3		1- 0		2- 0							
3- 2		0- 0		1- 1		HOME		0- 1		1- 0		1- 0							
1- 6		0- 2		0- 2		AWAY		0- 2		0- 0		1- 0							
0- 0		0- 0		0- 0		NEUTRAL		0- 0		0- 0		0- 0							
RPI	S	Opponent	Score		RPI	S	Opponent	Score		RPI	S	Opponent	Score		RPI	S	Opponent	Score	
4	A	Minnesota	0	3	26	H	South Carolina	3	0	52	H	Alabama	1	3	114	H	Ole Miss	3	2
8	A	Kentucky	0	3	28	A	Tennessee	2	3	56	H	Northwestern	3	0	119	H	Buffalo	3	0
21	A	Florida	1	3	29	A	Kansas	3	1	88	A	Texas A&M	0	3	200	H	Butler	3	0
					29	H	Kansas	2	3	92	A	Georgia Tech	1	3	239	A	Mississippi St.	3	0
					30	A	Missouri	0	3	95	A	Auburn	0	3	239	H	Mississippi St.	3	1
					30	H	Missouri	1	3	96	N	NC State	2	3	261	N	North Dakota St.	3	1
															295	N	Ga. Southern	3	0
					LAST 10 GAMES														
					21	A	Florida	1	3	239	H	Mississippi St.	3	1					
					95	A	Auburn	0	3	30	A	Missouri	0	3					
					239	A	Mississippi St.	3	0	114	H	Ole Miss	3	2					
					52	H	Alabama	1	3	28	A	Tennessee	2	3					
					26	H	South Carolina	3	0	8	A	Kentucky	0	3					

Non-Div. I Games:

Arkansas

Average RPI Win: 203		WON-LOST RECORD		WINNING PCT. RANK		LAST 10 GAMES		STRENGTH OF SCHEDULE		OPP. STRENGTH OF SCHEDULE		TEAM RPI		ADJ RPI		CONF. RPI		ADJ CONF. RPI	
Average RPI Loss: 111																			
DIV. I ONLY		17- 10		.62963 97		8-2		114		153		98		.54631 101		18		18	
DIV. I NON-CONF.		6- 7		.46154 191		0		124		104		163		.50383 164		19		19	
TOTALS		RPI 1-25		RPI 26-50		W-L RECORDS		RPI 51-100		RPI 101-150		RPI 150+							
17- 10		0- 2		0- 1		OVERALL		2- 1		3- 3		12- 3							
8- 4		0- 0		0- 0		HOME		1- 0		0- 2		7- 2							
7- 2		0- 1		0- 0		AWAY		1- 0		2- 0		4- 1							
2- 4		0- 1		0- 1		NEUTRAL		0- 1		1- 1		1- 0							
6- 7		0- 2		0- 1		NON-CONFERENCE		0- 1		2- 1		4- 2							
3- 1		0- 0		0- 0		HOME		0- 0		0- 0		3- 1							
1- 2		0- 1		0- 0		AWAY		0- 0		1- 0		0- 1							
2- 4		0- 1		0- 1		NEUTRAL		0- 1		1- 1		1- 0							
11- 3		0- 0		0- 0		CONFERENCE		2- 0		1- 2		8- 1							
5- 3		0- 0		0- 0		HOME		1- 0		0- 2		4- 1							
6- 0		0- 0		0- 0		AWAY		1- 0		1- 0		4- 0							
0- 0		0- 0		0- 0		NEUTRAL		0- 0		0- 0		0- 0							
RPI	S	Opponent	Score		RPI	S	Opponent	Score		RPI	S	Opponent	Score		RPI	S	Opponent	Score	
2	N	Illinois	0	3	47	N	Tulsa	0	3	78	A	Miami (OH)	3	0	110	H	Ball St.	0	3
12	A	Purdue	0	3						78	H	Miami (OH)	3	1	112	N	UNLV	3	1
										80	N	UC Irvine	0	3	119	A	Buffalo	3	0
															119	H	Buffalo	2	3
															132	A	Cleveland St.	3	2
															135	N	Wofford	0	3
															172	A	Eastern Mich.	3	1
															183	H	Western Mich.	1	3
															191	H	Ohio	3	0
															194	H	Oakland	1	3
															216	H	Marshall	3	1
															225	A	Duquesne	2	3
															227	A	Northern Ill.	3	0
															240	H	Kent St.	3	0
															243	A	Akron	3	2
															243	H	Akron	3	0
															248	A	Central Mich.	3	1
															264	H	Toledo	3	1
															278	H	IUPUI	3	0
															296	N	Youngstown St.	3	0
															316	H	Nicholls St.	3	0
LAST 10 GAMES					LAST 10 GAMES					LAST 10 GAMES					LAST 10 GAMES				
78 A Miami (OH) 3 0					110 H Ball St. 0 3					264 H Toledo 3 1					172 A Eastern Mich. 3 1				
80 N UC Irvine 0 3					227 A Northern Ill. 3 0					248 A Central Mich. 3 1					191 H Ohio 3 0				
119 H Buffalo 2 3																			
243 H Akron 3 0																			

Non-Div. I Games:

Bowling Green

Average RPI Win:		164	WON-LOST RECORD		WINNING PCT. RANK		LAST 10 GAMES		STRENGTH OF SCHEDULE		OPP. STRENGTH OF SCHEDULE		TEAM RPI		ADJ RPI		CONF. RPI		ADJ CONF. RPI				
DIV. I ONLY			14- 13		.51852 159		5-5		66		82		101		.5456 102		6		6				
DIV. I NON-CONF.			9- 4		.69231 79		0		73		139		60		.58497 61		6		6				
TOTALS		RPI 1-25		RPI 26-50				W-L RECORDS				RPI 51-100				RPI 101-150				RPI 150+			
14- 13		0- 1		1- 7				OVERALL				1- 3				4- 0				8- 2			
7- 3		0- 1		0- 2				HOME				1- 0				1- 0				5- 0			
2- 9		0- 0		1- 4				AWAY				0- 3				1- 0				0- 2			
5- 1		0- 0		0- 1				NEUTRAL				0- 0				2- 0				3- 0			
9- 4		0- 0		0- 2				NON-CONFERENCE				0- 2				3- 0				6- 0			
3- 0		0- 0		0- 0				HOME				0- 0				0- 0				3- 0			
1- 3		0- 0		0- 1				AWAY				0- 2				1- 0				0- 0			
5- 1		0- 0		0- 1				NEUTRAL				0- 0				2- 0				3- 0			
5- 9		0- 1		1- 5				CONFERENCE				1- 1				1- 0				2- 2			
4- 3		0- 1		0- 2				HOME				1- 0				1- 0				2- 0			
1- 6		0- 0		1- 3				AWAY				0- 1				0- 0				0- 2			
0- 0		0- 0		0- 0				NEUTRAL				0- 0				0- 0				0- 0			
RPI	S	Opponent		Score		RPI	S	Opponent		Score		RPI	S	Opponent		Score		RPI	S	Opponent		Score	
9	H	Pittsburgh		1 3		26	A	South Carolina		0 3		70	A	Tulane		2 3		104	A	Appalachian St.		3 2	
						32	A	Florida St.		1 3		87	A	Kennesaw St.		1 3		120	N	Little Rock		3 0	
						33	A	Syracuse		1 3		92	A	Georgia Tech		2 3		123	N	Villanova		3 1	
						35	N	ETSU		1 3		96	H	NC State		3 1		128	H	Virginia Tech		3 0	
						36	H	Louisville		2 3								171	H	North Carolina		3 0	
						41	A	Duke		0 3								173	H	UAB		3 1	
						48	A	Miami (FL)		3 0								182	A	Boston College		0 3	
						49	H	Notre Dame		0 3								186	N	Davidson		3 0	
																		217	H	North Dakota		3 0	
																		218	A	Wake Forest		2 3	
																		221	H	Virginia		3 1	
																		229	N	A&M-Corpus Christi		3 0	
																		239	N	Mississippi St.		3 2	
																		246	H	Troy		3 0	
						LAST 10 GAMES																	
						9	H	Pittsburgh		1 3		48	A	Miami (FL)		3 0							
						221	H	Virginia		3 1		218	A	Wake Forest		2 3							
						171	H	North Carolina		3 0		41	A	Duke		0 3							
						96	H	NC State		3 1		128	H	Virginia Tech		3 0							
						32	A	Florida St.		1 3		92	A	Georgia Tech		2 3							

Non-Div. I Games:

Clemson

Average RPI Win:	226	WON-LOST RECORD	WINNING PCT. RANK	LAST 10 GAMES	STRENGTH OF SCHEDULE	OPP. STRENGTH OF SCHEDULE	TEAM RPI	ADJ RPI	CONF. RPI	ADJ CONF. RPI	
DIV. I ONLY	19- 10	.65517	86	9-1	137	202	102	.54372	103	24	24
DIV. I NON-CONF.	6- 9	.4	227	1-0	63	110	141	.5158	141	25	25
<hr/>											
TOTALS	RPI 1-25	RPI 26-50		W-L RECORDS	RPI 51-100		RPI 101-150		RPI 150+		
19- 10	0- 2	0- 2		OVERALL	2- 3		0- 2		17- 1		
9- 3	0- 2	0- 0		HOME	1- 0		0- 1		8- 0		
9- 3	0- 0	0- 1		AWAY	1- 1		0- 0		8- 1		
1- 4	0- 0	0- 1		NEUTRAL	0- 2		0- 1		1- 0		
<hr/>											
6- 9	0- 2	0- 2		NON-CONFERENCE	0- 3		0- 2		6- 0		
2- 3	0- 2	0- 0		HOME	0- 0		0- 1		2- 0		
3- 2	0- 0	0- 1		AWAY	0- 1		0- 0		3- 0		
1- 4	0- 0	0- 1		NEUTRAL	0- 2		0- 1		1- 0		
<hr/>											
13- 1	0- 0	0- 0		CONFERENCE	2- 0		0- 0		11- 1		
7- 0	0- 0	0- 0		HOME	1- 0		0- 0		6- 0		
6- 1	0- 0	0- 0		AWAY	1- 0		0- 0		5- 1		
0- 0	0- 0	0- 0		NEUTRAL	0- 0		0- 0		0- 0		
<hr/>											
RPI S	Opponent	Score	RPI S	Opponent	Score	RPI S	Opponent	Score	RPI S	Opponent	Score
1 H	Stanford	0 3	29 A	Kansas	0 3	63 N	Loyol a Marymount	0 3	118 N	Cal i forn i a Bapt i st	2 3
17 H	Penn St.	1 3	42 N	Saint Mary's (CA)	1 3	95 N	Auburn	0 3	119 H	Buffal o	0 3
						97 A	Navy	3 0	164 A	Col gate	3 0
						97 H	Navy	3 2	164 H	Col gate	3 1
						98 A	Fresno St.	2 3	178 H	Howard	3 0
									181 N	San Franci sco	3 0
									184 A	Lehi gh	3 2
									205 H	George Mason	3 0
									209 A	Loyol a Maryl and	3 2
									209 H	Loyol a Maryl and	3 1
									214 H	Army West Poi nt	3 0
									236 A	George Washi ngton	3 1
									271 A	Hol y Cross	1 3
									271 H	Hol y Cross	3 0
									289 A	Morgan St.	3 0
									312 A	Bucknel l	3 0
									312 H	Bucknel l	3 0
									320 A	Lafayette	3 0
									320 H	Lafayette	3 0
									334 A	Del aware St.	3 0
<hr/>											
LAST 10 GAMES											
						271 A	Hol y Cross	1 3	320 H	Lafayette	3 0
						164 A	Col gate	3 0	289 A	Morgan St.	3 0
						209 A	Loyol a Maryl and	3 2	214 H	Army West Poi nt	3 0
						97 A	Navy	3 0	184 A	Lehi gh	3 2
						312 H	Bucknel l	3 0	164 H	Col gate	3 1

Non-Div. I Games:

American

Average RPI Win:	220	WON-LOST RECORD	WINNING PCT. RANK	LAST 10 GAMES	STRENGTH OF SCHEDULE	OPP. STRENGTH OF SCHEDULE	TEAM RPI	ADJ RPI	CONF. RPI	ADJ CONF. RPI	
DIV. I ONLY	19- 7	.73077	43	7-3	228	182	103	.54342	104	16	16
DIV. I NON-CONF.	8- 4	.66667	84	0	207	206	126	.52721	127	15	15
<hr/>											
TOTALS	RPI 1-25	RPI 26-50		W-L RECORDS	RPI 51-100		RPI 101-150		RPI 150+		
19- 7	0- 1	0- 1		OVERALL	0- 0		3- 4		16- 1		
8- 3	0- 0	0- 0		HOME	0- 0		2- 2		6- 1		
6- 3	0- 1	0- 1		AWAY	0- 0		1- 1		5- 0		
5- 1	0- 0	0- 0		NEUTRAL	0- 0		0- 1		5- 0		
<hr/>											
8- 4	0- 0	0- 1		NON-CONFERENCE	0- 0		0- 2		8- 1		
1- 2	0- 0	0- 0		HOME	0- 0		0- 1		1- 1		
3- 1	0- 0	0- 1		AWAY	0- 0		0- 0		3- 0		
4- 1	0- 0	0- 0		NEUTRAL	0- 0		0- 1		4- 0		
<hr/>											
11- 3	0- 1	0- 0		CONFERENCE	0- 0		3- 2		8- 0		
7- 1	0- 0	0- 0		HOME	0- 0		2- 1		5- 0		
3- 2	0- 1	0- 0		AWAY	0- 0		1- 1		2- 0		
1- 0	0- 0	0- 0		NEUTRAL	0- 0		0- 0		1- 0		
<hr/>											
RPI S Opponent	Score	RPI S Opponent	Score	RPI S Opponent	Score	RPI S Opponent	Score	RPI S Opponent	Score		
25 A Texas St.	0 3	35 A ETSU	0 3					102 H Clemson	2 3		
								109 N Utah Valley	2 3		
								111 H Arkansas St.	3 2		
								113 A Coastal Caro.	3 2		
								113 H Coastal Caro.	3 0		
								120 H Little Rock	0 3		
								139 A UT Arlington	0 3		
								177 H Louisiana	3 2		
								180 N South Alabama	3 0		
								186 H Davidson	3 0		
								189 A Furman	3 1		
								192 N Winthrop	3 0		
								212 N Wright St.	3 1		
								231 A UNC Asheville	3 0		
								235 A Campbell	3 0		
								239 H Mississippi St.	0 3		
								246 H Troy	3 1		
								251 H La. -Monroe	3 0		
								274 N The Citadel	3 0		
								279 A Georgia St.	3 2		
								279 H Georgia St.	3 0		
								295 A Ga. Southern	3 0		
								295 H Ga. Southern	3 0		
								317 N Coppin St.	3 0		
<hr/>											
				LAST 10 GAMES							
				295 H Ga. Southern		3	0	113 H Coastal Caro.		3	0
				279 H Georgia St.		3	0	139 A UT Arlington		0	3
				246 H Troy		3	1	25 A Texas St.		0	3
				180 N South Alabama		3	0	111 H Arkansas St.		3	2
				113 A Coastal Caro.		3	2	120 H Little Rock		0	3

Non-Div. I Games:

Appalachian St.

Average RPI Win: 246		WON-LOST RECORD		WINNING PCT. RANK		LAST 10 GAMES		STRENGTH OF SCHEDULE		OPP. STRENGTH OF SCHEDULE		TEAM RPI		ADJ RPI		CONF. RPI		ADJ CONF. RPI	
DIV. I ONLY		19- 4		.82609 15		8-2		275		258		104		.5433 105		26		26	
DIV. I NON-CONF.		8- 1		.88889 19		0		291		249		98		.54595 98		27		27	
TOTALS		RPI 1-25		RPI 26-50		W-L RECORDS		RPI 51-100		RPI 101-150		RPI 150+							
19- 4		0- 0		0- 0		OVERALL		0- 2		1- 0		18- 2							
5- 1		0- 0		0- 0		HOME		0- 1		0- 0		5- 0							
8- 2		0- 0		0- 0		AWAY		0- 1		0- 0		8- 1							
6- 1		0- 0		0- 0		NEUTRAL		0- 0		1- 0		5- 1							
8- 1		0- 0		0- 0		NON-CONFERENCE		0- 0		1- 0		7- 1							
0- 0		0- 0		0- 0		HOME		0- 0		0- 0		0- 0							
3- 0		0- 0		0- 0		AWAY		0- 0		0- 0		3- 0							
5- 1		0- 0		0- 0		NEUTRAL		0- 0		1- 0		4- 1							
11- 3		0- 0		0- 0		CONFERENCE		0- 2		0- 0		11- 1							
5- 1		0- 0		0- 0		HOME		0- 1		0- 0		5- 0							
5- 2		0- 0		0- 0		AWAY		0- 1		0- 0		5- 1							
1- 0		0- 0		0- 0		NEUTRAL		0- 0		0- 0		1- 0							
RPI	S	Opponent	Score	RPI	S	Opponent	Score	RPI	S	Opponent	Score	RPI	S	Opponent	Score				
								66	A	High Point	0 3	145	N	Towson	3 2				
								66	H	High Point	0 3	184	N	Lehigh	3 1				
												187	N	Northwestern St.	1 3				
												192	A	Winthrop	3 0				
												192	H	Winthrop	3 0				
												198	A	Southeast Mo. St.	3 0				
												209	A	Loyola Maryland	3 1				
												231	A	UNC Asheville	3 1				
												235	A	Campbell	3 1				
												235	H	Campbell	3 1				
												251	N	La. -Monroe	3 0				
												252	A	Charleston So.	2 3				
												255	A	Presbyterian	3 2				
												255	H	Presbyterian	3 0				
												280	A	Penn	3 1				
												283	A	USC Upstate	3 1				
												297	N	Saint Francis (PA)	3 0				
												303	H	Hampton	3 0				
												303	N	Hampton	3 0				
												310	H	Gardner-Webb	3 0				
												325	N	Siena	3 0				
LAST 10 GAMES																			
								66	A	High Point	0 3	310	H	Gardner-Webb	3 0				
								255	H	Presbyteri an	3 0	255	A	Presbyteri an	3 2				
								303	N	Hampton	3 0	252	A	Charleston So.	2 3				
								235	A	Campbel l	3 1	235	H	Campbel l	3 1				
								192	H	Winthrop	3 0	303	H	Hampton	3 0				

Non-Div. I Games:

Radford

Average RPI Win:		216	WON-LOST RECORD		WINNING PCT. RANK		LAST 10 GAMES		STRENGTH OF SCHEDULE		OPP. STRENGTH OF SCHEDULE		TEAM RPI		ADJ RPI		CONF. RPI		ADJ CONF. RPI										
DIV. I ONLY			21- 9		.7		59		7-3		197		151		105		.54324		106		11		10						
DIV. I NON-CONF.			11- 4		.73333		55		0		192		238		101		.54406		102		8		8						
TOTALS		RPI 1-25		RPI 26-50				W-L RECORDS				RPI 51-100				RPI 101-150				RPI 150+									
21- 9		0- 3		0- 1				OVERALL				0- 1				4- 2				17- 2									
11- 3		0- 2		0- 0				HOME				0- 1				1- 0				10- 0									
6- 4		0- 1		0- 1				AWAY				0- 0				3- 1				3- 1									
4- 2		0- 0		0- 0				NEUTRAL				0- 0				0- 1				4- 1									
11- 4		0- 0		0- 1				NON-CONFERENCE				0- 1				3- 1				8- 1									
4- 1		0- 0		0- 0				HOME				0- 1				0- 0				4- 0									
3- 1		0- 0		0- 1				AWAY				0- 0				3- 0				0- 0									
4- 2		0- 0		0- 0				NEUTRAL				0- 0				0- 1				4- 1									
10- 5		0- 3		0- 0				CONFERENCE				0- 0				1- 1				9- 1									
7- 2		0- 2		0- 0				HOME				0- 0				1- 0				6- 0									
3- 3		0- 1		0- 0				AWAY				0- 0				0- 1				3- 1									
0- 0		0- 0		0- 0				NEUTRAL				0- 0				0- 0				0- 0									
RPI	S	Opponent		Score		RPI	S	Opponent		Score		RPI	S	Opponent		Score		RPI	S	Opponent		Score							
16	A	Creighton		0 3		44	A	SFA		0 3		82	H	Hofstra		0 3		107	A	Stony Brook		3 1							
16	H	Creighton		0 3														119	N	Buffalo		2 3							
18	H	Marquette		0 3														123	A	Villanova		2 3							
																		123	H	Villanova		3 0							
																		141	A	Cornell		3 0							
																		147	A	UConn		3 0							
																		157	A	Georgetown		2 3							
																		157	H	Georgetown		3 2							
																		172	H	Eastern Mich.		3 2							
																		176	A	Xavier		3 2							
																		176	H	Xavier		3 2							
																		188	N	Stetson		2 3							
																		200	A	Butler		3 1							
																		200	H	Butler		3 2							
																		208	H	Seton Hall		3 0							
																		210	N	Rutgers		3 1							
																		238	H	Central Conn. St.		3 2							
																		246	H	DePaul		3 2							
																		262	H	Fordham		3 1							
																		271	N	Holy Cross		3 0							
																		277	A	Providence		3 1							
																		277	H	Providence		3 1							
																		290	N	Tennessee St.		3 2							
																		325	N	Siena		3 0							
																		327	H	Manhattan		3 0							
						LAST 10 GAMES																							
						16 A Creighton						0 3						157 H Georgetown						3 2					
						277 H Providence						3 1						123 H Villanova						3 0					
						16 H Creighton						0 3						246 H DePaul						3 2					
						176 A Xavier						3 2						18 H Marquette						0 3					
						200 A Butler						3 1						277 A Providence						3 1					

Non-Div. I Games:

St. John's (NY)

Average RPI Win: 243		WON-LOST	WINNING	LAST 10	STRENGTH OF		OPP. STRENGTH	TEAM	ADJ		CONF.	ADJ CONF.
Average RPI Loss: 105		RECORD	PCT. RANK	GAMES	SCHEDULE		OF SCHEDULE	RPI	RPI		RPI	RPI
DIV. I ONLY		17- 8	.68	73	151		273	107	.54095		107	28
DIV. I NON-CONF.		7- 8	.46667	190	74		186	132	.52442		132	28
TOTALS		RPI 1-25	RPI 26-50		W-L RECORDS		RPI 51-100		RPI 101-150		RPI 150+	
17- 8		0- 1	0- 1		OVERALL		0- 3		0- 1		17- 2	
8- 2		0- 0	0- 0		HOME		0- 0		0- 1		8- 1	
5- 4		0- 1	0- 0		AWAY		0- 2		0- 0		5- 1	
4- 2		0- 0	0- 1		NEUTRAL		0- 1		0- 0		4- 0	
7- 8		0- 1	0- 1		NON-CONFERENCE		0- 3		0- 1		7- 2	
2- 2		0- 0	0- 0		HOME		0- 0		0- 1		2- 1	
1- 4		0- 1	0- 0		AWAY		0- 2		0- 0		1- 1	
4- 2		0- 0	0- 1		NEUTRAL		0- 1		0- 0		4- 0	
10- 0		0- 0	0- 0		CONFERENCE		0- 0		0- 0		10- 0	
6- 0		0- 0	0- 0		HOME		0- 0		0- 0		6- 0	
4- 0		0- 0	0- 0		AWAY		0- 0		0- 0		4- 0	
0- 0		0- 0	0- 0		NEUTRAL		0- 0		0- 0		0- 0	
RPI S	Opponent	Score	RPI S	Opponent	Score	RPI S	Opponent	Score	RPI S	Opponent	Score	
10 A	Washington St.	0 3	34 N	Illinois St.	0 3	65 N	Maryland	1 3	106 H	St. John's (NY)	1 3	
						82 A	Hofstra	0 3	152 N	San Jose St.	3 0	
						99 A	South Fla.	2 3	164 H	Colgate	3 0	
									179 A	Iona	3 0	
									199 A	Albany (NY)	3 0	
									199 H	Albany (NY)	3 1	
									204 H	Bryant	2 3	
									207 A	New Hampshire	3 1	
									207 H	New Hampshire	3 1	
									219 H	Delaware	3 0	
									234 N	Canisius	3 1	
									242 N	McNeese	3 0	
									243 A	Akron	0 3	
									292 H	UMBC	3 0	
									294 A	Hartford	3 0	
									294 H	Hartford	3 0	
									298 N	Jacksonville	3 2	
									309 H	Binghamton	3 0	
									324 A	UMass Lowell	3 0	
									324 H	UMass Lowell	3 0	
LAST 10 GAMES												
						99 A	South Fla.	2 3	294 H	Hartford	3 0	
						199 A	Albany (NY)	3 0	292 H	UMBC	3 0	
						324 H	UMass Lowell	3 0	309 H	Binghamton	3 0	
						207 H	New Hampshire	3 1	199 H	Albany (NY)	3 1	
						179 A	Iona	3 0	207 A	New Hampshire	3 1	

Non-Div. I Games:

Stony Brook

Average RPI Win: 238		WON-LOST RECORD		WINNING PCT. RANK		LAST 10 GAMES		STRENGTH OF SCHEDULE		OPP. STRENGTH OF SCHEDULE		TEAM RPI		ADJ RPI		CONF. RPI		ADJ CONF. RPI	
DIV. I ONLY		22- 5		.81481 17		9-1		282		241		108		.53891 108		25		25	
DIV. I NON-CONF.		10- 3		.76923 40		0		271		229		120		.53029 121		24		24	
TOTALS		RPI 1-25		RPI 26-50		W-L RECORDS		RPI 51-100		RPI 101-150		RPI 150+							
22- 5		0- 0		0- 2		OVERALL		0- 0		2- 1		20- 2							
10- 1		0- 0		0- 1		HOME		0- 0		2- 0		8- 0							
6- 3		0- 0		0- 1		AWAY		0- 0		0- 1		6- 1							
6- 1		0- 0		0- 0		NEUTRAL		0- 0		0- 0		6- 1							
10- 3		0- 0		0- 0		NON-CONFERENCE		0- 0		2- 1		8- 2							
3- 0		0- 0		0- 0		HOME		0- 0		2- 0		1- 0							
1- 2		0- 0		0- 0		AWAY		0- 0		0- 1		1- 1							
6- 1		0- 0		0- 0		NEUTRAL		0- 0		0- 0		6- 1							
12- 2		0- 0		0- 2		CONFERENCE		0- 0		0- 0		12- 0							
7- 1		0- 0		0- 1		HOME		0- 0		0- 0		7- 0							
5- 1		0- 0		0- 1		AWAY		0- 0		0- 0		5- 0							
0- 0		0- 0		0- 0		NEUTRAL		0- 0		0- 0		0- 0							
RPI	S	Opponent	Score	RPI	S	Opponent	Score	RPI	S	Opponent	Score	RPI	S	Opponent	Score	RPI	S	Opponent	Score
				44	A	SFA	0 3					111	A	Arkansas St.	1 3				
				44	H	SFA	1 3					120	H	Little Rock	3 2				
												134	H	South Dakota	3 0				
												155	H	Sam Houston St.	3 1				
												163	N	Memphis	3 0				
												173	N	UAB	2 3				
												185	H	Houston Baptist	3 0				
												186	A	Davidson	3 0				
												187	A	Northwestern St.	3 1				
												190	H	Abilene Christian	3 0				
												215	A	UT Martin	2 3				
												229	H	A&M-Corpus Christi	3 1				
												237	N	Southern Ill.	3 1				
												242	A	McNeese	3 1				
												244	N	Marist	3 1				
												267	A	Incarnate Word	3 0				
												270	H	New Orleans	3 0				
												272	N	Florida A&M	3 2				
												275	N	William & Mary	3 2				
												299	A	Lamar University	3 0				
												313	H	Ark.-Pine Bluff	3 0				
												316	H	Nicholls St.	3 0				
												318	A	Southeastern La.	3 0				
												318	H	Southeastern La.	3 0				
												321	N	Jackson St.	3 0				
LAST 10 GAMES				LAST 10 GAMES				LAST 10 GAMES				LAST 10 GAMES				LAST 10 GAMES			
				155	H	Sam Houston St.	3 1	316	H	Nicholls St.	3 0								
				190	H	Abilene Christian	3 0	44	H	SFA	1 3								
				242	A	McNeese	3 1	267	A	Incarnate Word	3 0								
				299	A	Lamar University	3 0	318	A	Southeastern La.	3 0								
				270	H	New Orleans	3 0	187	A	Northwestern St.	3 1								

Non-Div. I Games:

Central Ark.

Average RPI Win:	177	WON-LOST RECORD	WINNING PCT. RANK	LAST 10 GAMES	STRENGTH OF SCHEDULE	OPP. STRENGTH OF SCHEDULE	TEAM RPI	ADJ RPI	CONF. RPI	ADJ CONF. RPI				
DIV. I ONLY		14- 11	.56	135	6-4	95	124	109	.53815	109	10	11		
DIV. I NON-CONF.		8- 5	.61538	121	0	153	115	116	.53343	116	12	12		
<hr/>														
TOTALS	RPI 1-25	RPI 26-50		W-L RECORDS		RPI 51-100		RPI 101-150		RPI 150+				
14- 11	0- 1	0- 1		OVERALL		3- 3		3- 5		8- 1				
5- 4	0- 0	0- 0		HOME		2- 1		0- 2		3- 1				
5- 6	0- 1	0- 1		AWAY		1- 2		1- 2		3- 0				
4- 1	0- 0	0- 0		NEUTRAL		0- 0		2- 1		2- 0				
<hr/>														
8- 5	0- 1	0- 1		NON-CONFERENCE		1- 0		2- 3		5- 0				
2- 1	0- 0	0- 0		HOME		0- 0		0- 1		2- 0				
2- 3	0- 1	0- 1		AWAY		1- 0		0- 1		1- 0				
4- 1	0- 0	0- 0		NEUTRAL		0- 0		2- 1		2- 0				
<hr/>														
6- 6	0- 0	0- 0		CONFERENCE		2- 3		1- 2		3- 1				
3- 3	0- 0	0- 0		HOME		2- 1		0- 1		1- 1				
3- 3	0- 0	0- 0		AWAY		0- 2		1- 1		2- 0				
0- 0	0- 0	0- 0		NEUTRAL		0- 0		0- 0		0- 0				
<hr/>														
RPI	S	Opponent	Score	RPI	S	Opponent	Score	RPI	S	Opponent	Score			
20	A	Oregon	0 3	43	A	Utah	1 3	81	A	New Mexico St.	1 3			
								81	H	New Mexico St.	3 2			
								85	A	UTRGV	1 3			
								85	H	UTRGV	3 1			
								89	H	UMKC	2 3			
								96	A	NC State	3 2			
								104	N	Appalachian St.	3 2			
								118	A	California Baptist	3 0			
								118	H	California Baptist	2 3			
								126	A	UC Davis	0 3			
								127	N	Northern Ariz.	2 3			
								131	A	CSU Bakersfield	2 3			
								133	H	Weber St.	2 3			
								137	N	Long Beach St.	3 1			
								166	A	Grand Canyon	3 0			
								168	H	Idaho St.	3 1			
								222	A	Seattle U	3 2			
								222	H	Seattle U	3 1			
								235	A	Campbell	3 2			
								253	H	Utah St.	3 0			
								260	H	Chicago St.	2 3			
								271	N	Holy Cross	3 0			
								313	N	Ark. -Pine Bluff	3 0			
<hr/>														
				LAST 10 GAMES										
				81 H New Mexico St.				3	2	85 H UTRGV			3	1
				118 A California Baptist				3	0	166 A Grand Canyon			3	0
				222 H Seattle U				3	1	222 A Seattle U			3	2
				85 A UTRGV				1	3	131 A CSU Bakersfield			2	3
				81 A New Mexico St.				1	3	118 H California Baptist			2	3

Non-Div. I Games:

Utah Valley

Average RPI Win: 213		WON-LOST	WINNING	LAST 10	STRENGTH OF		OPP. STRENGTH	TEAM	ADJ	CONF.	ADJ CONF.
Average RPI Loss: 119		RECORD	PCT. RANK	GAMES	SCHEDULE		OF SCHEDULE	RPI	RPI	RPI	RPI
DIV. I ONLY		19- 8	.7037	54	7-3		236	159	110	.53693	110
DIV. I NON-CONF.		9- 4	.69231	79	0		233	138	118	.53164	118
TOTALS		RPI 1-25	RPI 26-50		W-L RECORDS		RPI 51-100		RPI 101-150		RPI 150+
19- 8		0- 1	0- 1		OVERALL		0- 2		3- 1		16- 3
9- 2		0- 1	0- 0		HOME		0- 1		0- 0		9- 0
4- 6		0- 0	0- 1		AWAY		0- 1		3- 1		1- 3
6- 0		0- 0	0- 0		NEUTRAL		0- 0		0- 0		6- 0
9- 4		0- 1	0- 1		NON-CONFERENCE		0- 1		1- 1		8- 0
2- 2		0- 1	0- 0		HOME		0- 1		0- 0		2- 0
1- 2		0- 0	0- 1		AWAY		0- 0		1- 1		0- 0
6- 0		0- 0	0- 0		NEUTRAL		0- 0		0- 0		6- 0
10- 4		0- 0	0- 0		CONFERENCE		0- 1		2- 0		8- 3
7- 0		0- 0	0- 0		HOME		0- 0		0- 0		7- 0
3- 4		0- 0	0- 0		AWAY		0- 1		2- 0		1- 3
0- 0		0- 0	0- 0		NEUTRAL		0- 0		0- 0		0- 0
RPI S	Opponent	Score	RPI S	Opponent	Score	RPI S	Opponent	Score	RPI S	Opponent	Score
15 H	UNI	1 3	37 A	Dayton	1 3	57 H	Indiana	2 3	101 A	Bowling Green	3 0
						78 A	Miami (OH)	2 3	115 A	Missouri St.	1 3
									119 A	Buffalo	3 0
									145 A	Towson	3 0
									162 N	La Salle	3 0
									172 A	Eastern Mich.	2 3
									172 H	Eastern Mich.	3 0
									180 N	South Alabama	3 2
									183 A	Western Mich.	3 1
									183 H	Western Mich.	3 0
									191 H	Ohio	3 1
									216 N	Marshall	3 0
									227 A	Northern Ill.	1 3
									227 H	Northern Ill.	3 0
									240 H	Kent St.	3 0
									248 A	Central Mich.	0 3
									248 H	Central Mich.	3 0
									256 N	Oral Roberts	3 1
									261 H	North Dakota St.	3 0
									264 H	Toledo	3 0
									278 H	IUPUI	3 0
									292 N	UMBC	3 2
									326 N	Grambling	3 0
LAST 10 GAMES											
						172 A	Eastern Mich.	2 3	78 A	Miami (OH)	2 3
						248 A	Central Mich.	0 3	240 H	Kent St.	3 0
						183 H	Western Mich.	3 0	191 H	Ohio	3 1
						227 H	Northern Ill.	3 0	119 A	Buffalo	3 0
						101 A	Bowling Green	3 0	264 H	Toledo	3 0

Non-Div. I Games:

Bal l St.

Average RPI Win:	216	WON-LOST RECORD	WINNING PCT. RANK	LAST 10 GAMES	STRENGTH OF SCHEDULE	OPP. STRENGTH OF SCHEDULE	TEAM RPI	ADJ RPI	CONF. RPI	ADJ CONF. RPI	
Average RPI Loss:	93										
DIV. I ONLY		16- 11	.59259 114	6-4	117	175	113	.53634 111	16	16	
DIV. I NON-CONF.		8- 5	.61538 121	0	132	207	117	.53274 117	15	15	
<hr/>											
TOTALS	RPI 1-25	RPI 26-50		W-L RECORDS	RPI 51-100		RPI 101-150		RPI 150+		
16- 11	1- 2	0- 1		OVERALL	0- 2		2- 6		13- 0		
8- 2	1- 0	0- 0		HOME	0- 0		1- 2		6- 0		
4- 6	0- 1	0- 0		AWAY	0- 1		1- 4		3- 0		
4- 3	0- 1	0- 1		NEUTRAL	0- 1		0- 0		4- 0		
<hr/>											
8- 5	0- 1	0- 1		NON-CONFERENCE	0- 2		1- 1		7- 0		
3- 0	0- 0	0- 0		HOME	0- 0		1- 0		2- 0		
1- 2	0- 0	0- 0		AWAY	0- 1		0- 1		1- 0		
4- 3	0- 1	0- 1		NEUTRAL	0- 1		0- 0		4- 0		
<hr/>											
8- 6	1- 1	0- 0		CONFERENCE	0- 0		1- 5		6- 0		
5- 2	1- 0	0- 0		HOME	0- 0		0- 2		4- 0		
3- 4	0- 1	0- 0		AWAY	0- 0		1- 3		2- 0		
0- 0	0- 0	0- 0		NEUTRAL	0- 0		0- 0		0- 0		
<hr/>											
RPI S	Opponent	Score	RPI S	Opponent	Score	RPI S	Opponent	Score	RPI S	Opponent	Score
16 N	Creighton	0 3	44 N	SFA	0 3	89 A	UMKC	2 3	104 A	Appalachian St.	2 3
25 A	Texas St.	0 3				96 N	NC State	2 3	108 H	Central Ark.	3 1
25 H	Texas St.	3 2							113 A	Coastal Caro.	1 3
									120 A	Little Rock	3 0
									120 H	Little Rock	2 3
									139 A	UT Arlington	2 3
									139 H	UT Arlington	0 3
									143 A	SMU	0 3
									163 A	Memphis	3 0
									177 H	Louisiana	3 0
									180 H	South Alabama	3 2
									198 N	Southeast Mo. St.	3 2
									237 H	Southern Ill.	3 2
									246 H	Troy	3 0
									251 H	La. -Monroe	3 0
									265 N	SIUE	3 0
									277 N	Providence	3 0
									279 A	Georgia St.	3 1
									295 A	Ga. Southern	3 0
									313 N	Ark. -Pine Bluff	3 0
									321 H	Jackson St.	3 0
<hr/>											
LAST 10 GAMES											
139 H UT Arlington						0 3	120 H Little Rock				2 3
25 H Texas St.						3 2	251 H La. -Monroe				3 0
120 A Little Rock						3 0	177 H Louisiana				3 0
295 A Ga. Southern						3 0	104 A Appalachian St.				2 3
279 A Georgia St.						3 1	113 A Coastal Caro.				1 3

Non-Div. I Games:

Arkansas St.

UNLV

UNLV

Average RPI Win:		220	WON-LOST RECORD		WINNING PCT. RANK		LAST 10 GAMES		STRENGTH OF SCHEDULE		OPP. STRENGTH OF SCHEDULE		TEAM RPI		ADJ RPI		CONF. RPI		ADJ CONF. RPI	
DIV. I ONLY			11- 11		.5 163		6-4		71		121		118		.53477 113		16		16	
DIV. I NON-CONF.			1- 7		.125 306		0		14		39		166		.50508 160		15		15	
TOTALS		RPI 1-25		RPI 26-50		W-L RECORDS		RPI 51-100		RPI 101-150		RPI 150+								
11- 11		0- 2		0- 3		OVERALL		0- 3		2- 3		9- 0								
8- 1		0- 0		0- 0		HOME		0- 0		2- 1		6- 0								
2- 7		0- 1		0- 1		AWAY		0- 3		0- 2		2- 0								
1- 3		0- 1		0- 2		NEUTRAL		0- 0		0- 0		1- 0								
1- 7		0- 1		0- 3		NON-CONFERENCE		0- 3		0- 0		1- 0								
0- 0		0- 0		0- 0		HOME		0- 0		0- 0		0- 0								
0- 4		0- 0		0- 1		AWAY		0- 3		0- 0		0- 0								
1- 3		0- 1		0- 2		NEUTRAL		0- 0		0- 0		1- 0								
10- 4		0- 1		0- 0		CONFERENCE		0- 0		2- 3		8- 0								
8- 1		0- 0		0- 0		HOME		0- 0		2- 1		6- 0								
2- 3		0- 1		0- 0		AWAY		0- 0		0- 2		2- 0								
0- 0		0- 0		0- 0		NEUTRAL		0- 0		0- 0		0- 0								
RPI	S	Opponent		Score		RPI	S	Opponent		Score		RPI	S	Opponent		Score				
23	N	Cincinnati		2	3	34	N	Illinois St.		0	3	55	A	Hawai i		0	3			
25	A	Texas St.		1	3	35	N	ETSU		1	3	55	A	Hawai i		0	3			
						41	A	Duke		0	3	67	A	Georgi a		2	3			
</																				

Non-Div. I Games:

Coastal Caro.

Average RPI Win:		201	WON-LOST		WINNING		LAST 10		STRENGTH OF		OPP. STRENGTH		TEAM		ADJ		CONF.		ADJ CONF.	
Average RPI Loss:		62	RECORD		PCT. RANK		GAMES		SCHEDULE		OF SCHEDULE		RPI		RPI		RPI		RPI	
DIV. I ONLY			15- 12		.55556 139		7-3		115		89		114		.53407 115		8		8	
DIV. I NON-CONF.			7- 6		.53846 162		0		127		90		131		.52447 131		9		9	
TOTALS		RPI 1-25		RPI 26-50		W-L RECORDS		RPI 51-100		RPI 101-150		RPI 150+								
15- 12		0- 2		0- 3		OVERALL		2- 4		3- 3		10- 0								
6- 3		0- 1		0- 1		HOME		0- 0		2- 1		4- 0								
5- 6		0- 1		0- 1		AWAY		2- 2		0- 2		3- 0								
4- 3		0- 0		0- 1		NEUTRAL		0- 2		1- 0		3- 0								
7- 6		0- 1		0- 1		NON-CONFERENCE		1- 4		2- 0		4- 0								
3- 0		0- 0		0- 0		HOME		0- 0		1- 0		2- 0								
1- 3		0- 1		0- 0		AWAY		1- 2		0- 0		0- 0								
3- 3		0- 0		0- 1		NEUTRAL		0- 2		1- 0		2- 0								
8- 6		0- 1		0- 2		CONFERENCE		1- 0		1- 3		6- 0								
3- 3		0- 1		0- 1		HOME		0- 0		1- 1		2- 0								
4- 3		0- 0		0- 1		AWAY		1- 0		0- 2		3- 0								
1- 0		0- 0		0- 0		NEUTRAL		0- 0		0- 0		1- 0								
RPI	S	Opponent		Score		RPI	S	Opponent		Score		RPI	S	Opponent		Score				
14	A	Nebraska		0	3	34	A	Illinois St.		0	3	52	N	Al abama		1	3			
15	H	UNI		2	3	34	H	Illinois St.		0	3	54	N	Pepperdi ne		0	3			
						50	N	Western Ky.		1	3	58	A	Kansas St.		0	3			
												68	A	Val parai so		3	1			
												69	A	Col. of Charleston		2	3			
												88	A	Texas A&M		3	2			

Non-Div. I Games:

Missouri St.

Average RPI Win:		233	WON-LOST RECORD		WINNING PCT. RANK		LAST 10 GAMES		STRENGTH OF SCHEDULE		OPP. STRENGTH OF SCHEDULE		TEAM RPI		ADJ RPI		CONF. RPI		ADJ CONF. RPI	
DIV. I ONLY			16- 10		.61538 101		7-3		175		109		121		.53405 116		23		23	
DIV. I NON-CONF.			5- 7		.41667 217		0		67		13		114		.53704 110		22		23	
TOTALS		RPI 1-25		RPI 26-50		W-L RECORDS		RPI 51-100		RPI 101-150		RPI 150+								
16- 10		0- 4		0- 2		OVERALL		1- 3		1- 1		14- 0								
9- 2		0- 0		0- 0		HOME		1- 2		1- 0		7- 0								
5- 4		0- 2		0- 1		AWAY		0- 1		0- 0		5- 0								
2- 4		0- 2		0- 1		NEUTRAL		0- 0		0- 1		2- 0								
5- 7		0- 4		0- 2		NON-CONFERENCE		1- 0		1- 1		3- 0								
3- 0		0- 0		0- 0		HOME		1- 0		1- 0		1- 0								
0- 3		0- 2		0- 1		AWAY		0- 0		0- 0		0- 0								
2- 4		0- 2		0- 1		NEUTRAL		0- 0		0- 1		2- 0								
11- 3		0- 0		0- 0		CONFERENCE		0- 3		0- 0		11- 0								
6- 2		0- 0		0- 0		HOME		0- 2		0- 0		6- 0								
5- 1		0- 0		0- 0		AWAY		0- 1		0- 0		5- 0								
0- 0		0- 0		0- 0		NEUTRAL		0- 0		0- 0		0- 0								
RPI	S	Opponent		Score		RPI	S	Opponent		Score		RPI	S	Opponent		Score				
2	A	Illinois		0	3	36	N	Louisville		1	3	73	H	Iowa		3	2			
12	A	Purdue		0	3	39	A	Arizona		0	3	83	A	FGCU		1	3			
15	N	UNI		0	3							83	H	FGCU		0	3			
16	N	Creighton		0	3							87	H	Kennesaw St.		2	3			
																</				

Non-Div. I Games:

Lipscomb

Average RPI Win: 218		WON-LOST RECORD		WINNING PCT. RANK		LAST 10 GAMES		STRENGTH OF SCHEDULE		OPP. STRENGTH OF SCHEDULE		TEAM RPI		ADJ RPI		CONF. RPI		ADJ CONF. RPI					
DIV. I ONLY		20- 7		.74074 39		6-4		255		161		111		.53395 117		8		8					
DIV. I NON-CONF.		10- 2		.83333 28		0		312		310		155		.50565 159		9		9					
TOTALS		RPI 1-25		RPI 26-50		W-L RECORDS		RPI 51-100		RPI 101-150		RPI 150+											
20- 7		0- 2		0- 1		OVERALL		1- 0		5- 1		14- 3											
13- 1		0- 1		0- 0		HOME		1- 0		4- 0		8- 0											
3- 6		0- 1		0- 1		AWAY		0- 0		1- 1		2- 3											
4- 0		0- 0		0- 0		NEUTRAL		0- 0		0- 0		4- 0											
10- 2		0- 0		0- 0		NON-CONFERENCE		0- 0		1- 0		9- 2											
6- 0		0- 0		0- 0		HOME		0- 0		1- 0		5- 0											
0- 2		0- 0		0- 0		AWAY		0- 0		0- 0		0- 2											
4- 0		0- 0		0- 0		NEUTRAL		0- 0		0- 0		4- 0											
10- 5		0- 2		0- 1		CONFERENCE		1- 0		4- 1		5- 1											
7- 1		0- 1		0- 0		HOME		1- 0		3- 0		3- 0											
3- 4		0- 1		0- 1		AWAY		0- 0		1- 1		2- 1											
0- 0		0- 0		0- 0		NEUTRAL		0- 0		0- 0		0- 0											
RPI	S	Opponent		Score		RPI	S	Opponent		Score		RPI	S	Opponent		Score							
15	A	UNI		1 3		34	A	Illinois St.		1 3		68	H	Valparaiso		3 0							
15	H	UNI		0 3								115	A	Missouri St.		3 1							
												115	H	Missouri St.		3 1							
												124	A	Drake		1 3							
												124	H	Drake		3 1							
												130	H	Loyola Chicago		3 1							
												150	H	Omaha		3 2							
												193	A	Morehead St.		2 3							
												203	A	Indiana St.		1 3							
												203	H	Indiana St.		3 1							
												226	A	Evansville		3 2							
												226	H	Evansville		3 0							
												228	N	Western Caro.		3 0							
												236	H	George Washington		3 1							
												237	A	Southern Ill.		3 0							
												237	H	Southern Ill.		3 0							
												245	A	Jacksonville St.		2 3							
												264	H	Toledo		3 0							
												268	H	Eastern Ill.		3 0							
												269	H	Milwaukee		3 0							
												303	N	Hampton		3 0							
												311	H	Western Ill.		3 1							
												315	N	St. Francis Brooklyn		3 1							
												335	N	Mississippi Val.		3 0							
LAST 10 GAMES																							
124 H Drake						3 1						115 H Missouri St.						3 1					
15 H UNI						0 3						34 A Illinois St.						1 3					
203 A Indiana St.						1 3						68 H Valparaiso						3 0					
226 A Evansville						3 2						130 H Loyola Chicago						3 1					
237 H Southern Ill.						3 0						15 A UNI						1 3					

Non-Div. I Games:

Bradley

Average RPI Win: 207		WON-LOST RECORD		WINNING PCT. RANK		LAST 10 GAMES		STRENGTH OF SCHEDULE		OPP. STRENGTH OF SCHEDULE		TEAM RPI		ADJ RPI		CONF. RPI		ADJ CONF. RPI	
DIV. I ONLY		18- 8		.69231 63		7-3		243		120		116		.53326 118		10		11	
DIV. I NON-CONF.		9- 3		.75 44		1-0		297		160		144		.51351 143		12		12	
TOTALS		RPI 1-25		RPI 26-50		W-L RECORDS		RPI 51-100		RPI 101-150		RPI 150+							
18- 8		0- 0		0- 1		OVERALL		1- 4		4- 1		13- 2							
7- 3		0- 0		0- 0		HOME		1- 2		1- 1		5- 0							
5- 3		0- 0		0- 0		AWAY		0- 1		2- 0		3- 2							
6- 2		0- 0		0- 1		NEUTRAL		0- 1		1- 0		5- 0							
9- 3		0- 0		0- 1		NON-CONFERENCE		0- 1		1- 0		8- 1							
2- 0		0- 0		0- 0		HOME		0- 0		0- 0		2- 0							
1- 1		0- 0		0- 0		AWAY		0- 0		0- 0		1- 1							
6- 2		0- 0		0- 1		NEUTRAL		0- 1		1- 0		5- 0							
9- 5		0- 0		0- 0		CONFERENCE		1- 3		3- 1		5- 1							
5- 3		0- 0		0- 0		HOME		1- 2		1- 1		3- 0							
4- 2		0- 0		0- 0		AWAY		0- 1		2- 0		2- 1							
0- 0		0- 0		0- 0		NEUTRAL		0- 0		0- 0		0- 0							
RPI	S	Opponent	Score	RPI	S	Opponent	Score	RPI	S	Opponent	Score	RPI	S	Opponent	Score				
				42	N	Saint Mary' s (CA)	1 3	68	N	Valparaiso	1 3	103	N	American	3 2				
								81	H	New Mexico St.	3 2	109	A	Utah Valley	3 2				
								85	H	UTRGV	1 3	109	H	Utah Valley	0 3				
								89	A	UMKC	0 3	131	A	CSU Bakersfi el d	3 2				
								89	H	UMKC	1 3	131	H	CSU Bakersfi el d	3 2				
												158	A	Air Force	1 3				
												166	A	Grand Canyon	0 3				
												166	H	Grand Canyon	3 1				
												181	N	San Francisco	3 1				
												222	A	Seattle U	3 1				
												222	H	Seattle U	3 1				
												239	A	Mississippi St.	3 0				
												249	H	UTEP	3 1				
												251	N	La. -Monroe	3 0				
												254	H	UC Ri versi de	3 2				
												255	N	Presbyteri an	3 1				
												260	A	Chi cago St.	3 1				
												260	H	Chi cago St.	3 0				
												279	N	Georgi a St.	3 1				
												335	N	Mi ssi ssi ppi Val .	3 0				
LAST 10 GAMES																			
				166	A	Grand Canyon	0 3	222	H	Seattle U	3 1								
				109	H	Utah Valley	0 3	260	A	Chi cago St.	3 1								
				89	H	UMKC	1 3	131	A	CSU Bakersfi el d	3 2								
				260	H	Chi cago St.	3 0	222	A	Seattle U	3 1								
				254	H	UC Ri versi de	3 2	131	H	CSU Bakersfi el d	3 2								

Non-Div. I Games: La Sierra 3 0

Cal i f o r n i a B a p t i s t

Average RPI Win:		202	WON-LOST		WINNING		LAST 10		STRENGTH OF		OPP. STRENGTH		TEAM	ADJ		CONF.		ADJ CONF.					
Average RPI Loss:		117	RECORD		PCT. RANK		GAMES		SCHEDULE		OF SCHEDULE		RPI	RPI		RPI		RPI					
DIV. I ONLY			16- 10		.61538 101		6-4		150		164		117	.53322 119		18		18					
DIV. I NON-CONF.			8- 4		.66667 84		0		198		135		113	.53467 113		19		19					
TOTALS		RPI 1-25		RPI 26-50		W-L RECORDS		RPI 51-100		RPI 101-150		RPI 150+											
16- 10		0- 1		0- 0		OVERALL		0- 4		3- 3		13- 2											
6- 4		0- 0		0- 0		HOME		0- 1		0- 2		6- 1											
6- 4		0- 0		0- 0		AWAY		0- 2		2- 1		4- 1											
4- 2		0- 1		0- 0		NEUTRAL		0- 1		1- 0		3- 0											
8- 4		0- 1		0- 0		NON-CONFERENCE		0- 2		2- 1		6- 0											
3- 0		0- 0		0- 0		HOME		0- 0		0- 0		3- 0											
1- 2		0- 0		0- 0		AWAY		0- 1		1- 1		0- 0											
4- 2		0- 1		0- 0		NEUTRAL		0- 1		1- 0		3- 0											
8- 6		0- 0		0- 0		CONFERENCE		0- 2		1- 2		7- 2											
3- 4		0- 0		0- 0		HOME		0- 1		0- 2		3- 1											
5- 2		0- 0		0- 0		AWAY		0- 1		1- 0		4- 1											
0- 0		0- 0		0- 0		NEUTRAL		0- 0		0- 0		0- 0											
RPI	S	Opponent		Score		RPI	S	Opponent		Score		RPI	S	Opponent		Score							
17	N	Penn St.		0 3								56	N	Northwestern		1 3							
												78	A	Mi ami (OH)		2 3							
												78	H	Mi ami (OH)		0 3							
												100	A	Arkansas		0 3							
												101	A	Bowling Green		3 2							
												101	H	Bowling Green		0 3							
												103	A	American		3 0							
												106	N	St. John's (NY)		3 2							
												110	H	Ball St.		0 3							
												141	A	Cornell		2 3							
												172	H	Eastern Mich.		3 1							
												178	N	Howard		3 1							
												183	A	Western Mich.		3 1							
												191	A	Ohio		3 2							
												191	H	Ohio		3 0							
												200	N	Butler		3 2							
												208	H	Seton Hall		3 1							
												227	A	Northern Ill.		3 2							
												240	A	Kent St.		3 2							
												240	H	Kent St.		3 0							
												243	A	Akron		0 3							
												248	H	Central Mich.		1 3							
												261	H	North Dakota St.		3 1							
												301	H	Niagara		3 0							
												325	N	Siena		3 0							
LAST 10 GAMES																							
240 A Kent St.						3 2						248 H Central Mich.						1 3					
191 H Ohio						3 0						172 H Eastern Mich.						3 1					
240 H Kent St.						3 0						227 A Northern Ill.						3 2					
101 A Bowling Green						3 2						183 A Western Mich.						3 1					
78 A Mi ami (OH)						2 3						110 H Ball St.						0 3					

Non-Div. I Games:

Buffalo

Average RPI Win:	205	WON-LOST RECORD	WINNING PCT. RANK	LAST 10 GAMES	STRENGTH OF SCHEDULE	OPP. STRENGTH OF SCHEDULE	TEAM RPI	ADJ RPI	CONF. RPI	ADJ CONF. RPI		
Average RPI Loss:	113											
DIV. I ONLY		16- 11	.59259	114	6-4	126	181	120	.5319	120	16	16
DIV. I NON-CONF.		8- 5	.61538	121	0	151	215	129	.52564	129	15	15
<hr/>												
TOTALS	RPI 1-25	RPI 26-50		W-L RECORDS		RPI 51-100		RPI 101-150		RPI 150+		
16- 11	0- 2	0- 0		OVERALL		0- 1		5- 6		11- 2		
5- 2	0- 1	0- 0		HOME		0- 0		1- 1		4- 0		
4- 7	0- 1	0- 0		AWAY		0- 1		2- 4		2- 1		
7- 2	0- 0	0- 0		NEUTRAL		0- 0		2- 1		5- 1		
<hr/>												
8- 5	0- 0	0- 0		NON-CONFERENCE		0- 1		2- 3		6- 1		
0- 0	0- 0	0- 0		HOME		0- 0		0- 0		0- 0		
1- 3	0- 0	0- 0		AWAY		0- 1		0- 2		1- 0		
7- 2	0- 0	0- 0		NEUTRAL		0- 0		2- 1		5- 1		
<hr/>												
8- 6	0- 2	0- 0		CONFERENCE		0- 0		3- 3		5- 1		
5- 2	0- 1	0- 0		HOME		0- 0		1- 1		4- 0		
3- 4	0- 1	0- 0		AWAY		0- 0		2- 2		1- 1		
0- 0	0- 0	0- 0		NEUTRAL		0- 0		0- 0		0- 0		
<hr/>												
RPI	S	Opponent	Score	RPI	S	Opponent	Score	RPI	S	Opponent	Score	
25	A	Texas St.	1 3					70	A	Tulane	2 3	
25	H	Texas St.	2 3					102	N	Clemson	0 3	
								104	A	Appalachian St.	3 0	
								108	A	Central Ark.	2 3	
								111	A	Arkansas St.	3 2	
								111	H	Arkansas St.	0 3	
								113	A	Coastal Caro.	2 3	
								114	A	Ole Miss	1 3	
								123	N	Villanova	3 1	
								134	N	South Dakota	3 1	
								139	A	UT Arlington	2 3	
								139	H	UT Arlington	3 0	
								151	N	Samford	3 1	
								159	N	Southern Miss.	2 3	
								177	H	Louisiana	3 0	
								180	H	South Alabama	3 1	
								202	N	Mercer	3 0	
								245	A	Jacksonville St.	3 0	
								246	H	Troy	3 2	
								251	H	La. -Monroe	3 0	
								279	A	Georgia St.	2 3	
								295	A	Ga. Southern	3 1	
								299	N	Lamar University	3 0	
								308	N	North Ala.	3 0	
								313	N	Ark. -Pine Bluff	3 0	
<hr/>												
				LAST 10 GAMES								
				25	H	Texas St.	2 3	111	A	Arkansas St.	3 2	
				139	H	UT Arlington	3 0	177	H	Louisiana	3 0	
				111	H	Arkansas St.	0 3	251	H	La. -Monroe	3 0	
				279	A	Georgia St.	2 3	113	A	Coastal Caro.	2 3	
				295	A	Ga. Southern	3 1	104	A	Appalachian St.	3 0	

Non-Div. I Games:

Little Rock

Average RPI Win: 240		WON-LOST RECORD	WINNING PCT. RANK	LAST 10 GAMES	STRENGTH OF SCHEDULE	OPP. STRENGTH OF SCHEDULE	TEAM RPI	ADJ RPI	CONF. RPI	ADJ CONF. RPI	
Average RPI Loss: 119											
DIV. I ONLY		17- 9	.65385 87	10-0	178	239	122	.53048 121	27	27	
DIV. I NON-CONF.		6- 6	.5 170	0	156	172	169	.50048 170	26	26	
TOTALS		RPI 1-25	RPI 26-50		W-L RECORDS		RPI 51-100		RPI 101-150		RPI 150+
17- 9	0- 0	0- 0		OVERALL		1- 5		1- 2		15- 2	
8- 1	0- 0	0- 0		HOME		1- 1		0- 0		7- 0	
7- 4	0- 0	0- 0		AWAY		0- 2		0- 0		7- 2	
2- 4	0- 0	0- 0		NEUTRAL		0- 2		1- 2		1- 0	
6- 6	0- 0	0- 0		NON-CONFERENCE		0- 4		1- 2		5- 0	
0- 1	0- 0	0- 0		HOME		0- 1		0- 0		0- 0	
4- 1	0- 0	0- 0		AWAY		0- 1		0- 0		4- 0	
2- 4	0- 0	0- 0		NEUTRAL		0- 2		1- 2		1- 0	
11- 3	0- 0	0- 0		CONFERENCE		1- 1		0- 0		10- 2	
8- 0	0- 0	0- 0		HOME		1- 0		0- 0		7- 0	
3- 3	0- 0	0- 0		AWAY		0- 1		0- 0		3- 2	
0- 0	0- 0	0- 0		NEUTRAL		0- 0		0- 0		0- 0	
RPI	S	Opponent	Score	RPI	S	Opponent	Score	RPI	S	Opponent	Score
						64 A Austin Peay	1 3	112 N UNLV	1 3		
						64 H Austin Peay	3 1	148 N Houston	0 3		
						77 N Arizona St.	1 3	150 N Omaha	3 0		
						78 H Miami (OH)	1 3	193 A Morehead St.	3 2		
						89 N UMKC	0 3	198 A Southeast Mo. St.	2 3		
						91 A Wyoming	0 3	198 H Southeast Mo. St.	3 1		
								215 A UT Martin	2 3		
								215 H UT Martin	3 0		
								223 A Saint Louis	3 1		
								237 A Southern Ill.	3 0		
								245 H Jacksonville St.	3 2		
								265 H SIUE	3 0		
								268 H Eastern Ill.	3 0		
								270 A New Orleans	3 0		
								273 A Alabama A&M	3 0		
								284 A Belmont	3 1		
								290 A Tennessee St.	3 2		
								291 H Eastern Ky.	3 0		
								300 H Tennessee Tech	3 0		
								309 N Binghamton	3 0		
LAST 10 GAMES				LAST 10 GAMES							
						193 A Morehead St.	3 2	300 H Tennessee Tech	3 0		
						64 H Austin Peay	3 1	284 A Belmont	3 1		
						215 H UT Martin	3 0	290 A Tennessee St.	3 2		
						198 H Southeast Mo. St.	3 1	268 H Eastern Ill.	3 0		
						245 H Jacksonville St.	3 2	265 H SIUE	3 0		

Non-Div. I Games:

Murray St.

Average RPI Win:		210	WON-LOST RECORD		WINNING PCT. RANK		LAST 10 GAMES		STRENGTH OF SCHEDULE		OPP. STRENGTH OF SCHEDULE		TEAM RPI		ADJ RPI		CONF. RPI		ADJ CONF. RPI				
DIV. I ONLY			13- 10		.56522 130		4-6		127		127		124		.52995 122		13		13				
DIV. I NON-CONF.			7- 3		.7 74		0		241		167		125		.52819 125		14		14				
TOTALS		RPI 1-25		RPI 26-50				W-L RECORDS				RPI 51-100				RPI 101-150				RPI 150+			
13- 10		0- 1		0- 1				OVERALL				2- 4				0- 3				11- 1			
6- 2		0- 0		0- 0				HOME				2- 1				0- 1				4- 0			
3- 7		0- 0		0- 1				AWAY				0- 3				0- 2				3- 1			
4- 1		0- 1		0- 0				NEUTRAL				0- 0				0- 0				4- 0			
7- 3		0- 1		0- 1				NON-CONFERENCE				0- 0				0- 1				7- 0			
1- 0		0- 0		0- 0				HOME				0- 0				0- 0				1- 0			
2- 2		0- 0		0- 1				AWAY				0- 0				0- 1				2- 0			
4- 1		0- 1		0- 0				NEUTRAL				0- 0				0- 0				4- 0			
6- 7		0- 0		0- 0				CONFERENCE				2- 4				0- 2				4- 1			
5- 2		0- 0		0- 0				HOME				2- 1				0- 1				3- 0			
1- 5		0- 0		0- 0				AWAY				0- 3				0- 1				1- 1			
0- 0		0- 0		0- 0				NEUTRAL				0- 0				0- 0				0- 0			
RPI	S	Opponent		Score		RPI	S	Opponent		Score		RPI	S	Opponent		Score		RPI	S	Opponent		Score	
2	N	Illinois		0	3	38	A	Colorado St.		0	3	53	A	James Madison		0	3	145	A	Towson		2	3
												53	H	James Madison		3	1	145	H	Towson		1	3
												69	A	Col. of Charleston		1	3	149	A	Northern Colo.		0	3
												69	H	Col. of Charleston		1	3	157	A	Georgetown		3	2
												82	A	Hofstra		0	3	160	H	Northeastern		3	1
												82	H	Hofstra		3	2	205	N	George Mason		3	1
																		219	A	Del aware		3	0
																		219	H	Del aware		3	2
																		220	A	El on		2	3
																		221	A	Virginia		3	2
																		235	H	Campbell		3	0
																		275	H	William & Mary		3	0
																		280	N	Penn		3	0
																		296	N	Youngstown St.		3	1
																		330	N	Norfolk St.		3	0
LAST 10 GAMES																							
275 H William & Mary						3	0	69 A Col. of Charleston						1	3								
82 A Hofstra						0	3	220 A El on						2	3								
145 H Towson						1	3	53 A James Madison						0	3								
53 H James Madison						3	1	145 A Towson						2	3								
219 H Del aware						3	2	82 H Hofstra						3	2								

Non-Div. I Games:

UNCW

Average RPI Win:	188	WON-LOST RECORD	WINNING PCT. RANK	LAST 10 GAMES	STRENGTH OF SCHEDULE	OPP. STRENGTH OF SCHEDULE	TEAM RPI	ADJ RPI	CONF. RPI	ADJ CONF. RPI	
DIV. I ONLY	14- 12	.53846	144	4-6	118	96	125	.52992	123	11	10
DIV. I NON-CONF.	7- 5	.58333	138	0	87	95	89	.55448	89	8	8
<hr/>											
TOTALS	RPI 1-25	RPI 26-50		W-L RECORDS	RPI 51-100		RPI 101-150		RPI 150+		
14- 12	0- 3	1- 0		OVERALL	1- 3		1- 3		11- 3		
5- 4	0- 2	1- 0		HOME	0- 1		1- 0		3- 1		
6- 5	0- 1	0- 0		AWAY	1- 1		0- 1		5- 2		
3- 3	0- 0	0- 0		NEUTRAL	0- 1		0- 2		3- 0		
<hr/>											
7- 5	0- 0	1- 0		NON-CONFERENCE	1- 3		0- 2		5- 0		
1- 1	0- 0	1- 0		HOME	0- 1		0- 0		0- 0		
3- 1	0- 0	0- 0		AWAY	1- 1		0- 0		2- 0		
3- 3	0- 0	0- 0		NEUTRAL	0- 1		0- 2		3- 0		
<hr/>											
7- 7	0- 3	0- 0		CONFERENCE	0- 0		1- 1		6- 3		
4- 3	0- 2	0- 0		HOME	0- 0		1- 0		3- 1		
3- 4	0- 1	0- 0		AWAY	0- 0		0- 1		3- 2		
0- 0	0- 0	0- 0		NEUTRAL	0- 0		0- 0		0- 0		
<hr/>											
RPI S Opponent	Score	RPI S Opponent	Score	RPI S Opponent	Score	RPI S Opponent	Score				
16 H Creighton	1 3	43 H Utah	3 2	52 N Alabama	2 3	102 N Clemson	1 3				
18 A Marquette	0 3			66 H High Point	0 3	106 A St. John's (NY)	0 3				
18 H Marquette	1 3			70 A Tulane	1 3	106 H St. John's (NY)	3 2				
				97 A Navy	3 0	120 N Little Rock	1 3				
						157 A Georgetown	3 0				
						157 H Georgetown	2 3				
						162 N La Salle	3 0				
						174 A Temple	3 1				
						176 A Xavier	2 3				
						197 N Dartmouth	3 0				
						200 A Butler	1 3				
						208 A Seton Hall	3 0				
						208 H Seton Hall	3 1				
						219 A Delaware	3 1				
						246 A DePaul	3 0				
						246 H DePaul	3 1				
						277 H Providence	3 1				
						289 N Morgan St.	3 1				
<hr/>											
LAST 10 GAMES											
246 H DePaul	3 1	16 H Creighton	1 3								
18 H Marquette	1 3	277 H Providence	3 1								
157 A Georgetown	3 0	200 A Butler	1 3								
208 A Seton Hall	3 0	176 A Xavier	2 3								
106 A St. John's (NY)	0 3	18 A Marquette	0 3								

Non-Div. I Games:

Vi l l anova

Average RPI Win: 233		WON-LOST RECORD		WINNING PCT. RANK		LAST 10 GAMES		STRENGTH OF SCHEDULE		OPP. STRENGTH OF SCHEDULE		TEAM RPI		ADJ RPI		CONF. RPI		ADJ CONF. RPI	
DIV. I ONLY		17- 12		.58621 121		3-7		134		133		118		.52957 124		8		8	
DIV. I NON-CONF.		12- 3		.8 35		1-0		277		216		111		.53346 114		9		9	
TOTALS		RPI 1-25		RPI 26-50		W-L RECORDS		RPI 51-100		RPI 101-150		RPI 150+							
17- 12		0- 2		0- 4		OVERALL		0- 3		2- 3		15- 0							
7- 5		0- 1		0- 1		HOME		0- 2		1- 1		6- 0							
4- 7		0- 1		0- 3		AWAY		0- 1		1- 2		3- 0							
6- 0		0- 0		0- 0		NEUTRAL		0- 0		0- 0		6- 0							
12- 3		0- 0		0- 2		NON-CONFERENCE		0- 1		0- 0		12- 0							
4- 1		0- 0		0- 0		HOME		0- 1		0- 0		4- 0							
2- 2		0- 0		0- 2		AWAY		0- 0		0- 0		2- 0							
6- 0		0- 0		0- 0		NEUTRAL		0- 0		0- 0		6- 0							
5- 9		0- 2		0- 2		CONFERENCE		0- 2		2- 3		3- 0							
3- 4		0- 1		0- 1		HOME		0- 1		1- 1		2- 0							
2- 5		0- 1		0- 1		AWAY		0- 1		1- 2		1- 0							
0- 0		0- 0		0- 0		NEUTRAL		0- 0		0- 0		0- 0							
RPI	S	Opponent		Score		RPI	S	Opponent		Score		RPI	S	Opponent		Score			
15	A	UNI		2 3		29	A	Kansas		1 3		68	A	Val parai so		0 3			
15	H	UNI		0 3		30	A	Mi ssouri		0 3		68	H	Val parai so		0 3			
						34	A	Illinois St.		0 3		73	H	Iowa		0 3			
						34	H	Illinois St.		1 3									

Non-Div. I Games:

Drake

Average RPI Win:		194	WON-LOST RECORD		WINNING PCT. RANK		LAST 10 GAMES		STRENGTH OF SCHEDULE		OPP. STRENGTH OF SCHEDULE		TEAM RPI		ADJ RPI		CONF. RPI		ADJ CONF. RPI	
DIV. I ONLY			16- 9		.64 93		6-4		207		112		123		.52949 125		12		12	
DIV. I NON-CONF.			8- 3		.72727 57		0		243		106		109		.5381 109		11		11	
TOTALS		RPI 1-25		RPI 26-50		W-L RECORDS		RPI 51-100		RPI 101-150		RPI 150+								
16- 9		0- 1		0- 1		OVERALL		2- 2		2- 2		12- 3								
6- 4		0- 1		0- 0		HOME		1- 1		1- 0		4- 2								
7- 4		0- 0		0- 1		AWAY		1- 1		0- 1		6- 1								
3- 1		0- 0		0- 0		NEUTRAL		0- 0		1- 1		2- 0								
8- 3		0- 1		0- 0		NON-CONFERENCE		0- 1		1- 1		7- 0								
2- 2		0- 1		0- 0		HOME		0- 1		0- 0		2- 0								
3- 0		0- 0		0- 0		AWAY		0- 0		0- 0		3- 0								
3- 1		0- 0		0- 0		NEUTRAL		0- 0		1- 1		2- 0								
8- 6		0- 0		0- 1		CONFERENCE		2- 1		1- 1		5- 3								
4- 2		0- 0		0- 0		HOME		1- 0		1- 0		2- 2								
4- 4		0- 0		0- 1		AWAY		1- 1		0- 1		3- 1								
0- 0		0- 0		0- 0		NEUTRAL		0- 0		0- 0		0- 0								
RPI	S	Opponent		Score		RPI	S	Opponent		Score		RPI	S	Opponent		Score				
24	H	Washi ngton		0 3		38	A	Col orado St.		0 3		59	H	Portl and		2 3				
												91	A	Wyomi ng		1 3				
												98	A	Fresno St.		3 2				
												98	H	Fresno St.		3 1				
												112	A	UNLV		0 3				
												126	N	UC Davis		1 3				
												137	N	Long Beach St.		3 2				
												144	H	New Mexico		3 0				
												152	A	San Jose St.		0 3				
												152	H	San Jose St.		0 3				
												158	H	Air Force		3 2				
												168	A	Idaho St.		3 1				
												170	H	CSUN		3 0				
												175	H	Sacramento St.		3 0				
												201	A	San Diego St.		3 1				
												201	H	San Diego St.		2 3				
												224	A	Santa Clara		3 0				
												233	A	Nevada		3 0				
												233	H	Nevada		3 0				
												253	A	Utah St.		3 2				
												254	N	UC Ri versi de		3 0				
												269	N	Mi l waukee		3 2				
												293	A	Portland St.		3 1				
						LAST 10 GAMES														
				201 A San Diego St.		3 1				253 A Utah St.		3 2								
				98 A Fresno St.		3 2				91 A Wyomi ng		1 3								
				152 H San Jose St.		0 3				38 A Col orado St.		0 3								
				233 H Nevada		3 0				98 H Fresno St.		3 1								
				158 H Air Force		3 2				201 H San Diego St.		2 3								

Non-Div. I Games:

Boi se St.

Average RPI Win:	202	WON-LOST	WINNING	LAST 10	STRENGTH OF	OPP. STRENGTH	TEAM	ADJ	CONF.	ADJ CONF.									
Average RPI Loss:	95	RECORD	PCT. RANK	GAMES	SCHEDULE	OF SCHEDULE	RPI	RPI	RPI	RPI									
DIV. I ONLY		16- 9	.64	93	8-2	215	115	126	.52809	126	9	9							
DIV. I NON-CONF.		8- 4	.66667	84	0	196	157	115	.53345	115	10	10							
<hr/>																			
TOTALS	RPI 1-25	RPI 26-50		W-L RECORDS		RPI 51-100		RPI 101-150		RPI 150+									
16- 9	0- 1	0- 1		OVERALL		2- 3		3- 3		11- 1									
8- 2	0- 0	0- 0		HOME		1- 1		2- 1		5- 0									
6- 5	0- 1	0- 1		AWAY		1- 1		0- 1		5- 1									
2- 2	0- 0	0- 0		NEUTRAL		0- 1		1- 1		1- 0									
<hr/>																			
8- 4	0- 0	0- 1		NON-CONFERENCE		0- 1		2- 2		6- 0									
3- 1	0- 0	0- 0		HOME		0- 0		1- 1		2- 0									
3- 1	0- 0	0- 1		AWAY		0- 0		0- 0		3- 0									
2- 2	0- 0	0- 0		NEUTRAL		0- 1		1- 1		1- 0									
<hr/>																			
8- 5	0- 1	0- 0		CONFERENCE		2- 2		1- 1		5- 1									
5- 1	0- 0	0- 0		HOME		1- 1		1- 0		3- 0									
3- 4	0- 1	0- 0		AWAY		1- 1		0- 1		2- 1									
0- 0	0- 0	0- 0		NEUTRAL		0- 0		0- 0		0- 0									
<hr/>																			
RPI	S	Opponent	Score	RPI	S	Opponent	Score	RPI	S	Opponent	Score	RPI	S	Opponent	Score				
22	A	Cal Poly	0 3	39	A	Arizona	1 3	55	H	Hawaii	0 3	109	H	Utah Valley	3 0				
								80	A	UC Irvine	0 3	125	N	Boise St.	3 1				
								80	H	UC Irvine	3 2	127	H	Northern Ariz.	1 3				
								81	N	New Mexico St.	2 3	137	A	Long Beach St.	1 3				
								93	A	UC Santa Barbara	3 2	137	H	Long Beach St.	3 1				
																140	N	Oregon St.	1 3
																170	A	CSUN	2 3
																170	H	CSUN	3 1
																175	A	Sacramento St.	3 1
																215	N	UT Martin	3 1
																224	A	Santa Clara	3 2
																233	H	Nevada	3 0
																254	A	UC Riverside	3 0
																254	H	UC Riverside	3 2
																271	H	Holy Cross	3 0
																293	A	Portland St.	3 0
																302	A	Cal St. Fullerton	3 0
																302	H	Cal St. Fullerton	3 0
				LAST 10 GAMES															
				254 A UC Riverside				3 0	302 H Cal St. Fullerton				3 0						
				302 A Cal St. Fullerton				3 0	254 H UC Riverside				3 2						
				170 H CSUN				3 1	137 A Long Beach St.				1 3						
				137 H Long Beach St.				3 1	170 A CSUN				2 3						
				80 H UC Irvine				3 2	93 A UC Santa Barbara				3 2						

Non-Div. I Games:

UC Davis

Average RPI Win:	213	WON-LOST RECORD	WINNING PCT. RANK	LAST 10 GAMES	STRENGTH OF SCHEDULE	OPP. STRENGTH OF SCHEDULE	TEAM RPI	ADJ RPI	CONF. RPI	ADJ CONF. RPI				
DIV. I ONLY		19- 8	.7037	54	9-1	268	144	134	.52625	127	22	22		
DIV. I NON-CONF.		8- 5	.61538	121	0	250	77	150	.5124	144	21	21		
<hr/>														
TOTALS	RPI 1-25	RPI 26-50		W-L RECORDS		RPI 51-100		RPI 101-150		RPI 150+				
19- 8	1- 1	0- 0		OVERALL		0- 1		4- 1		14- 5				
7- 2	1- 0	0- 0		HOME		0- 0		1- 0		5- 2				
8- 3	0- 0	0- 0		AWAY		0- 1		2- 1		6- 1				
4- 3	0- 1	0- 0		NEUTRAL		0- 0		1- 0		3- 2				
<hr/>														
8- 5	1- 1	0- 0		NON-CONFERENCE		0- 1		2- 0		5- 3				
2- 1	1- 0	0- 0		HOME		0- 0		0- 0		1- 1				
2- 1	0- 0	0- 0		AWAY		0- 1		1- 0		1- 0				
4- 3	0- 1	0- 0		NEUTRAL		0- 0		1- 0		3- 2				
<hr/>														
11- 3	0- 0	0- 0		CONFERENCE		0- 0		2- 1		9- 2				
5- 1	0- 0	0- 0		HOME		0- 0		1- 0		4- 1				
6- 2	0- 0	0- 0		AWAY		0- 0		1- 1		5- 1				
0- 0	0- 0	0- 0		NEUTRAL		0- 0		0- 0		0- 0				
<hr/>														
RPI S	Opponent	Score	RPI S	Opponent	Score	RPI S	Opponent	Score	RPI S	Opponent	Score			
21 H	Florida	3 2				77 A	Arizona St.	1 3	109 N	Utah Valley	3 2			
25 N	Texas St.	1 3							126 A	UC Davis	3 1			
									133 A	Weber St.	3 0			
									133 H	Weber St.	3 1			
									149 A	Northern Colo.	2 3			
									165 N	Gonzaga	3 0			
									168 A	Idaho St.	3 1			
									168 H	Idaho St.	2 3			
									170 H	CSUN	2 3			
									175 A	Sacramento St.	2 3			
									175 H	Sacramento St.	3 0			
									183 N	Western Mich.	2 3			
									233 N	Nevada	1 3			
									237 H	Southern Ill.	3 0			
									257 A	Montana St.	3 0			
									257 H	Montana St.	3 0			
									265 N	SIUE	3 1			
									271 N	Hol y Cross	3 1			
									278 A	IUPUI	3 0			
									282 A	Southern Utah	3 1			
									288 A	Montana	3 1			
									288 H	Montana	3 0			
									293 A	Portland St.	3 0			
									293 H	Portland St.	3 0			
<hr/>														
LAST 10 GAMES														
257 A Montana St.						3	0	133 A Weber St.					3	0
288 A Montana						3	1	149 A Northern Colo.					2	3
293 H Portland St.						3	0	282 A Southern Utah					3	1
175 H Sacramento St.						3	0	288 H Montana					3	0
168 A Idaho St.						3	1	257 H Montana St.					3	0

Non-Div. I Games:

Northern Ari z.

Average RPI Win: 209		WON-LOST RECORD		WINNING PCT. RANK		LAST 10 GAMES		STRENGTH OF SCHEDULE		OPP. STRENGTH OF SCHEDULE		TEAM RPI		ADJ RPI		CONF. RPI		ADJ CONF. RPI	
DIV. I ONLY		14- 12		.53846 144		3-7		138		81		127		.52619 128		6		6	
DIV. I NON-CONF.		9- 3		.75 44		0		224		162		97		.54665 97		6		6	
TOTALS		RPI 1-25		RPI 26-50		W-L RECORDS		RPI 51-100		RPI 101-150		RPI 150+							
14- 12		0- 2		0- 6		OVERALL		2- 2		0- 1		12- 1							
8- 4		0- 1		0- 2		HOME		1- 1		0- 0		7- 0							
3- 6		0- 0		0- 4		AWAY		1- 1		0- 1		2- 0							
3- 2		0- 1		0- 0		NEUTRAL		0- 0		0- 0		3- 1							
9- 3		0- 1		0- 0		NON-CONFERENCE		1- 1		0- 0		8- 1							
4- 0		0- 0		0- 0		HOME		1- 0		0- 0		3- 0							
2- 1		0- 0		0- 0		AWAY		0- 1		0- 0		2- 0							
3- 2		0- 1		0- 0		NEUTRAL		0- 0		0- 0		3- 1							
5- 9		0- 1		0- 6		CONFERENCE		1- 1		0- 1		4- 0							
4- 4		0- 1		0- 2		HOME		0- 1		0- 0		4- 0							
1- 5		0- 0		0- 4		AWAY		1- 0		0- 1		0- 0							
0- 0		0- 0		0- 0		NEUTRAL		0- 0		0- 0		0- 0							
RPI	S	Opponent		Score		RPI	S	Opponent		Score		RPI	S	Opponent		Score			
9	H	Pittsburgh		0 3		32	A	Florida St.		0 3		72	A	UTSA		1 3			
19	N	Baylor		0 3		33	H	Syracuse		1 3		75	H	VCU		3 0			
						36	A	Louisville		0 3		92	A	Georgia Tech		3 0			
						41	H	Duke		2 3		96	H	NC State		1 3			
						48	A	Miami (FL)		0 3									
						49	A	Notre Dame		0 3									
								LAST 10 GAMES											
						182	H	Boston College		3 0		218	H	Wake Forest		3 2			
						33	H	Syracuse		1 3		49	A	Notre Dame		0 3			
						32	A	Florida St.		0 3		36	A	Louisville		0 3			
						48	A	Miami (FL)		0 3		102	A	Clemson		0 3			
						41	H	Duke		2 3		92	A	Georgia Tech		3 0			

Non-Div. I Games:

Virginia Tech

Average RPI Win: 188		WON-LOST	WINNING	LAST 10	STRENGTH OF		OPP. STRENGTH	TEAM	ADJ	CONF.	ADJ CONF.
Average RPI Loss: 64		RECORD	PCT. RANK	GAMES	SCHEDULE		OF SCHEDULE	RPI	RPI	RPI	RPI
DIV. I ONLY		10- 14	.41667	224	64		58	128	.52574	129	3
DIV. I NON-CONF.		8- 5	.61538	121	119		121	102	.54398	103	3
TOTALS		RPI 1-25	RPI 26-50		W-L RECORDS		RPI 51-100		RPI 101-150		RPI 150+
10- 14	0- 4	0- 3		OVERALL		3- 5		1- 0		6- 2	
7- 5	0- 2	0- 1		HOME		2- 1		1- 0		4- 1	
2- 6	0- 1	0- 1		AWAY		1- 4		0- 0		1- 0	
1- 3	0- 1	0- 1		NEUTRAL		0- 0		0- 0		1- 1	
8- 5	0- 2	0- 1		NON-CONFERENCE		1- 0		1- 0		6- 2	
5- 1	0- 0	0- 0		HOME		0- 0		1- 0		4- 1	
2- 1	0- 1	0- 0		AWAY		1- 0		0- 0		1- 0	
1- 3	0- 1	0- 1		NEUTRAL		0- 0		0- 0		1- 1	
2- 9	0- 2	0- 2		CONFERENCE		2- 5		0- 0		0- 0	
2- 4	0- 2	0- 1		HOME		2- 1		0- 0		0- 0	
0- 5	0- 0	0- 1		AWAY		0- 4		0- 0		0- 0	
0- 0	0- 0	0- 0		NEUTRAL		0- 0		0- 0		0- 0	
RPI S Opponent	Score		RPI S Opponent	Score		RPI S Opponent	Score		RPI S Opponent	Score	
1 N Stanford	0	3	29 A Kansas	2	3	58 A Kansas St.	0	3	147 H UConn	3	0
3 A BYU	0	3	29 H Kansas	1	3	58 H Kansas St.	3	0	193 H Morehead St.	3	2
5 H Texas	0	3	45 N Wichita St.	1	3	62 A Texas Tech	1	3	199 N Albany (NY)	0	3
19 H Baylor	2	3				62 H Texas Tech	3	1	212 H Wright St.	1	3
						74 H Iowa St.	1	3	218 H Wake Forest	3	1
						76 A TCU	2	3	236 A George Washington	3	0
						83 A FGCU	3	2	280 H Penn	3	0
						84 A Oklahoma	0	3	295 H Ga. Southern	3	1
									311 N Western Ill.	3	0
				LAST 10 GAMES							
				58 A Kansas St.	0	3	19 H Baylor	2	3		
				29 H Kansas	1	3	236 A George Washington	3	0		
				62 H Texas Tech	3	1	29 A Kansas	2	3		
				84 A Oklahoma	0	3	5 H Texas	0	3		
				76 A TCU	2	3	58 H Kansas St.	3	0		

Non-Div. I Games:

West Virginia

Average RPI Win:		212	WON-LOST RECORD		WINNING PCT. RANK		LAST 10 GAMES		STRENGTH OF SCHEDULE		OPP. STRENGTH OF SCHEDULE		TEAM RPI		ADJ RPI		CONF. RPI		ADJ CONF. RPI	
DIV. I ONLY			15- 11		.57692 123		4-6		169		97		129		.5257 130		8		8	
DIV. I NON-CONF.			8- 4		.66667 84		0		266		148		145		.51237 145		9		9	
TOTALS		RPI 1-25		RPI 26-50		W-L RECORDS		RPI 51-100		RPI 101-150		RPI 150+								
15- 11		0- 2		0- 1		OVERALL		0- 4		2- 2		13- 2								
8- 5		0- 1		0- 0		HOME		0- 2		1- 1		7- 1								
4- 5		0- 1		0- 1		AWAY		0- 1		1- 1		3- 1								
3- 1		0- 0		0- 0		NEUTRAL		0- 1		0- 0		3- 0								
8- 4		0- 0		0- 0		NON-CONFERENCE		0- 2		0- 0		8- 2								
4- 2		0- 0		0- 0		HOME		0- 1		0- 0		4- 1								
1- 1		0- 0		0- 0		AWAY		0- 0		0- 0		1- 1								
3- 1		0- 0		0- 0		NEUTRAL		0- 1		0- 0		3- 0								
7- 7		0- 2		0- 1		CONFERENCE		0- 2		2- 2		5- 0								
4- 3		0- 1		0- 0		HOME		0- 1		1- 1		3- 0								
3- 4		0- 1		0- 1		AWAY		0- 1		1- 1		2- 0								
0- 0		0- 0		0- 0		NEUTRAL		0- 0		0- 0		0- 0								
RPI	S	Opponent		Score		RPI	S	Opponent		Score		RPI	S	Opponent		Score				
15	A	UNI		0 3		34	A	Illinois St.		0 3		56	H	Northwestern		1 3				
15	H	UNI		0 3								68	A	Valparaiso		2 3				
												68	H	Valparaiso		2 3				
												87	N	Kennesaw St.		0 3				
												115	H	Missouri St.		3 0				
												117	A	Bradley		1 3				
												124	A	Drake		3 0				
												124	H	Drake		1 3				
												151	A	Samford		1 3				
												153	H	UIC		1 3				
												183	A	Western Mich.		3 0				
												189	H	Furman		3 0				
												203	A	Indiana St.		3 0				
												203	H	Indiana St.		3 1				
												216	H	Marshall		3 0				
												226	A	Evansville		3 2				
												226	H	Evansville		3 0				
												234	N	Canisius		3 1				
												237	H	Southern Ill.		3 0				
												242	N	McNeese		3 1				
												246	H	DePaul		3 0				
												253	N	Utah St.		3 2				
												279	H	Georgia St.		3 0				
						LAST 10 GAMES														
						68 H Valparaiso 2 3						203 H Indiana St. 3 1								
						237 H Southern Ill. 3 0						34 A Illinois St. 0 3								
						15 A UNI 0 3						117 A Bradley 1 3								
						124 A Drake 3 0						68 A Valparaiso 2 3								
						226 H Evansville 3 0						124 H Drake 1 3								

Non-Div. I Games:

Loyol a Chi cago

Average RPI Win: 182		WON-LOST RECORD		WINNING PCT. RANK		LAST 10 GAMES		STRENGTH OF SCHEDULE		OPP. STRENGTH OF SCHEDULE		TEAM RPI		ADJ RPI		CONF. RPI		ADJ CONF. RPI	
DIV. I ONLY		13- 13		.5 163		3-7		90		125		131		.5244 131		10		11	
DIV. I NON-CONF.		7- 6		.53846 162		0		144		120		140		.51583 140		12		12	
TOTALS		RPI 1-25		RPI 26-50		W-L RECORDS		RPI 51-100		RPI 101-150		RPI 150+							
13- 13		0- 0		0- 0		OVERALL		4- 8		2- 2		7- 3							
9- 2		0- 0		0- 0		HOME		3- 1		2- 1		4- 0							
3- 6		0- 0		0- 0		AWAY		1- 3		0- 1		2- 2							
1- 5		0- 0		0- 0		NEUTRAL		0- 4		0- 0		1- 1							
7- 6		0- 0		0- 0		NON-CONFERENCE		2- 4		1- 0		4- 2							
4- 0		0- 0		0- 0		HOME		1- 0		1- 0		2- 0							
2- 1		0- 0		0- 0		AWAY		1- 0		0- 0		1- 1							
1- 5		0- 0		0- 0		NEUTRAL		0- 4		0- 0		1- 1							
6- 7		0- 0		0- 0		CONFERENCE		2- 4		1- 2		3- 1							
5- 2		0- 0		0- 0		HOME		2- 1		1- 1		2- 0							
1- 5		0- 0		0- 0		AWAY		0- 3		0- 1		1- 1							
0- 0		0- 0		0- 0		NEUTRAL		0- 0		0- 0		0- 0							
RPI	S	Opponent	Score	RPI	S	Opponent	Score	RPI	S	Opponent	Score	RPI	S	Opponent	Score	RPI	S	Opponent	Score
								59	N	Portland	0 3	109	H	Utah Valley	3 2				
								62	N	Texas Tech	0 3	118	A	Cal i forn i a Bapt i st	2 3				
								67	N	Georgi a	0 3	118	H	Cal i forn i a Bapt i st	2 3				
								68	N	Val parai so	0 3	134	H	South Dakota	3 0				
								80	A	UC Irvine	3 2	158	A	Air Force	0 3				
								81	A	New Mexico St.	0 3	166	A	Grand Canyon	2 3				
								81	H	New Mexico St.	3 2	201	A	San Diego St.	3 2				
								85	A	UTRGV	0 3	222	H	Seattle U	3 2				
								85	H	UTRGV	3 1	235	N	Campbell	2 3				
								89	A	UMKC	1 3	255	N	Presbyter i an	3 2				
								89	H	UMKC	1 3	260	A	Chi cago St.	3 1				
								93	H	UC Santa Barbara	3 0	260	H	Chi cago St.	3 1				
												288	H	Montana	3 1				
												302	H	Cal St. Fullerton	3 0				
				LAST 10 GAMES															
								260	A	Chi cago St.	3 1	85	A	UTRGV	0 3				
								89	A	UMKC	1 3	118	H	Cal i forn i a Bapt i st	2 3				
								260	H	Chi cago St.	3 1	166	A	Grand Canyon	2 3				
								89	H	UMKC	1 3	222	H	Seattle U	3 2				
								81	A	New Mexico St.	0 3	118	A	Cal i forn i a Bapt i st	2 3				

Non-Div. I Games:

CSU Bakersfield

Average RPI Win:		227	WON-LOST		WINNING		LAST 10		STRENGTH OF		OPP. STRENGTH		TEAM	ADJ		CONF.	ADJ CONF.
Average RPI Loss:		133	RECORD		PCT. RANK		GAMES		SCHEDULE		OF SCHEDULE		RPI	RPI		RPI	RPI
DIV. I ONLY			17- 9		.65385 87		7-3		230		179		132	.52418 132		20	20
DIV. I NON-CONF.			6- 6		.5 170		0		140		103		152	.50961 151		23	22
TOTALS		RPI 1-25		RPI 26-50		W-L RECORDS		RPI 51-100		RPI 101-150		RPI 150+					
17- 9		0- 2		0- 0		OVERALL		0- 1		0- 1		17- 5					
11- 3		0- 1		0- 0		HOME		0- 1		0- 1		11- 0					
4- 5		0- 1		0- 0		AWAY		0- 0		0- 0		4- 4					
2- 1		0- 0		0- 0		NEUTRAL		0- 0		0- 0		2- 1					
6- 6		0- 2		0- 0		NON-CONFERENCE		0- 1		0- 1		6- 2					
3- 3		0- 1		0- 0		HOME		0- 1		0- 1		3- 0					
1- 2		0- 1		0- 0		AWAY		0- 0		0- 0		1- 1					
2- 1		0- 0		0- 0		NEUTRAL		0- 0		0- 0		2- 1					
11- 3		0- 0		0- 0		CONFERENCE		0- 0		0- 0		11- 3					
8- 0		0- 0		0- 0		HOME		0- 0		0- 0		8- 0					
3- 3		0- 0		0- 0		AWAY		0- 0		0- 0		3- 3					
0- 0		0- 0		0- 0		NEUTRAL		0- 0		0- 0		0- 0					
RPI	S	Opponent		Score		RPI	S	Opponent		Score		RPI	S	Opponent		Score	
2	H	Illinois		0	3							101	H	Bowling Green		2	3
13	A	Michigan		0	3							153	A	UIC		2	3
												153	H	UIC		3	2
												154	H	Northern Ky.		3	1
												156	A	Green Bay		2	3
												156	H	Green Bay		3	0
												161	N	Harvard		3	2
												172	A	Eastern Mich.		1	3
												194	A	Oakland		3	0
												194	H	Oakland		3	2
												200	A	Butler		3	2
												212	H	Wright St.		3	1
												224	N	Santa Clara		3	0
												234	H	Canisius		3	0
												240	N	Kent St.		1	3
												257	H	Montana St.		3	0
												269	A	Milwaukee		3	1
												269	H	Milwaukee		3	1
												278	A	IUPUI		2	3
												278	H	IUPUI		3	0
												296	A	Youngstown St.		3	0
												296	H	Youngstown St.		3	0
												309	H	Binghamton		3	1
LAST 10 GAMES																	
						269	H	Milwaukee		3	1	296	A	Youngstown St.		3	0
						278	A	IUPUI		2	3	153	A	UIC		2	3
						156	H	Green Bay		3	0	156	A	Green Bay		2	3
						153	H	UIC		3	2	269	A	Milwaukee		3	1
						194	H	Oakland		3	2	278	H	IUPUI		3	0

Non-Div. I Games:

Cleveland St.

Average RPI Win: 223		WON-LOST	WINNING	LAST 10	STRENGTH OF		OPP. STRENGTH	TEAM	ADJ	CONF.	ADJ CONF.
Average RPI Loss: 129		RECORD	PCT. RANK	GAMES	SCHEDULE		OF SCHEDULE	RPI	RPI	RPI	RPI
DIV. I ONLY		14- 9	.6087	106	6-4		171	205	133	.52379	133
DIV. I NON-CONF.		5- 4	.55556	154	0		125	116	128	.526	128
TOTALS		RPI 1-25	RPI 26-50		W-L RECORDS		RPI 51-100		RPI 101-150		RPI 150+
14- 9	0- 1	0- 1		OVERALL		0- 0		4- 3		10- 4	
4- 3	0- 1	0- 0		HOME		0- 0		2- 1		2- 1	
8- 4	0- 0	0- 1		AWAY		0- 0		2- 2		6- 1	
2- 2	0- 0	0- 0		NEUTRAL		0- 0		0- 0		2- 2	
5- 4	0- 1	0- 1		NON-CONFERENCE		0- 0		1- 0		4- 2	
0- 1	0- 1	0- 0		HOME		0- 0		0- 0		0- 0	
3- 1	0- 0	0- 1		AWAY		0- 0		1- 0		2- 0	
2- 2	0- 0	0- 0		NEUTRAL		0- 0		0- 0		2- 2	
9- 5	0- 0	0- 0		CONFERENCE		0- 0		3- 3		6- 2	
4- 2	0- 0	0- 0		HOME		0- 0		2- 1		2- 1	
5- 3	0- 0	0- 0		AWAY		0- 0		1- 2		4- 1	
0- 0	0- 0	0- 0		NEUTRAL		0- 0		0- 0		0- 0	
RPI S Opponent	Score		RPI S Opponent	Score		RPI S Opponent	Score		RPI S Opponent	Score	
3 H	BYU	0	3	49 A	Notre Dame	0	3	109 A	Utah Valley	3	2
								127 A	Northern Ari z.	1	3
								127 H	Northern Ari z.	0	3
								136 A	Idaho	1	3
								136 H	Idaho	3	1
								149 A	Northern Colo.	3	2
								149 H	Northern Colo.	3	2
								154 N	Northern Ky.	1	3
								156 N	Green Bay	3	2
								168 A	Idaho St.	3	1
								168 H	Idaho St.	2	3
								175 A	Sacramento St.	0	3
								222 N	Seattle U	0	3
								253 A	Utah St.	3	0
								264 N	Toledo	3	1
								276 A	South Dakota St.	3	1
								282 A	Southern Utah	3	1
								282 H	Southern Utah	3	0
								293 A	Portland St.	3	2
								304 A	Eastern Wash.	3	0
								304 H	Eastern Wash.	3	0
				LAST 10 GAMES							
				149 A	Northern Colo.	3	2	127 H	Northern Ari z.	0	3
				168 H	Idaho St.	2	3	175 A	Sacramento St.	0	3
				136 A	Idaho	1	3	293 A	Portland St.	3	2
				304 A	Eastern Wash.	3	0	149 H	Northern Colo.	3	2
				282 H	Southern Utah	3	0	168 A	Idaho St.	3	1

Non-Div. I Games:

Weber St.

Average RPI Win: 229		WON-LOST	WINNING	LAST 10	STRENGTH OF		OPP. STRENGTH	TEAM	ADJ	CONF.	ADJ CONF.
Average RPI Loss: 115		RECORD	PCT. RANK	GAMES	SCHEDULE		OF SCHEDULE	RPI	RPI	RPI	RPI
DIV. I ONLY		17- 9	.65385	87	7-3		217	204	130	.52329	134
DIV. I NON-CONF.		6- 6	.5	170	0		169	161	171	.49759	172
TOTALS		RPI 1-25	RPI 26-50		W-L RECORDS		RPI 51-100		RPI 101-150		RPI 150+
17- 9	0- 0	0- 2		OVERALL		1- 2		2- 4		14- 1	
7- 2	0- 0	0- 1		HOME		1- 0		1- 1		5- 0	
8- 3	0- 0	0- 1		AWAY		0- 0		1- 2		7- 0	
2- 4	0- 0	0- 0		NEUTRAL		0- 2		0- 1		2- 1	
6- 6	0- 0	0- 0		NON-CONFERENCE		1- 2		1- 3		4- 1	
3- 0	0- 0	0- 0		HOME		1- 0		1- 0		1- 0	
1- 2	0- 0	0- 0		AWAY		0- 0		0- 2		1- 0	
2- 4	0- 0	0- 0		NEUTRAL		0- 2		0- 1		2- 1	
11- 3	0- 0	0- 2		CONFERENCE		0- 0		1- 1		10- 0	
4- 2	0- 0	0- 1		HOME		0- 0		0- 1		4- 0	
7- 1	0- 0	0- 1		AWAY		0- 0		1- 0		6- 0	
0- 0	0- 0	0- 0		NEUTRAL		0- 0		0- 0		0- 0	
RPI S Opponent	Score	RPI S Opponent	Score	RPI S Opponent	Score	RPI S Opponent	Score	RPI S Opponent	Score	RPI S Opponent	Score
		46 A Denver	2 3	56 N Northwestern	1 3	108 A Central Ark.	0 3	120 N Little Rock	1 3	131 A CSU Bakersfield	0 3
		46 H Denver	0 3	90 H California	3 1	149 H Northern Colo.	3 1	149 H Northern Colo.	3 1	150 A Omaha	3 0
				93 N UC Santa Barbara	0 3	150 H Omaha	1 3	150 H Omaha	1 3	160 H Northeastern	3 0
						196 A Purdue Fort Wayne	3 0	196 A Purdue Fort Wayne	3 0	196 H Purdue Fort Wayne	3 2
						207 N New Hampshire	3 1	207 N New Hampshire	3 1	217 A North Dakota	3 0
						256 A Oral Roberts	3 1	256 A Oral Roberts	3 1	256 H Oral Roberts	3 0
						256 H Oral Roberts	3 0	261 A North Dakota St.	3 2	269 A Milwaukee	3 0
						261 A North Dakota St.	3 2	276 A South Dakota St.	3 0	276 H South Dakota St.	3 0
						269 A Milwaukee	3 0	276 H South Dakota St.	3 0	288 N Montana	2 3
						276 A South Dakota St.	3 0	311 A Western Ill.	3 0	311 H Western Ill.	3 0
						276 H South Dakota St.	3 0	311 H Western Ill.	3 0	313 N Ark. -Pine Bluff	3 0
						288 N Montana	2 3				
						311 A Western Ill.	3 0				
						311 H Western Ill.	3 0				
						313 N Ark. -Pine Bluff	3 0				
LAST 10 GAMES				LAST 10 GAMES				LAST 10 GAMES			
		150 A Omaha	3 0			276 H South Dakota St.	3 0			276 H South Dakota St.	3 0
		46 A Denver	2 3			217 A North Dakota	3 0			217 A North Dakota	3 0
		196 A Purdue Fort Wayne	3 0			150 H Omaha	1 3			150 H Omaha	1 3
		311 A Western Ill.	3 0			276 A South Dakota St.	3 0			276 A South Dakota St.	3 0
		256 H Oral Roberts	3 0			46 H Denver	0 3			46 H Denver	0 3

Non-Div. I Games:

South Dakota

Average RPI Win: 209		WON-LOST	WINNING	LAST 10	STRENGTH OF		OPP. STRENGTH	TEAM	ADJ	CONF.	ADJ CONF.
Average RPI Loss: 126		RECORD	PCT. RANK	GAMES	SCHEDULE		OF SCHEDULE	RPI	RPI	RPI	RPI
DIV. I ONLY		14- 13	.51852	159	5-5		99	174	136	.52269	135
DIV. I NON-CONF.		7- 6	.53846	162	0		59	141	92	.54916	94
TOTALS		RPI 1-25	RPI 26-50		W-L RECORDS		RPI 51-100		RPI 101-150		RPI 150+
14- 13	0- 2	0- 3		OVERALL		1- 1		2- 0		11- 7	
8- 2	0- 0	0- 1		HOME		0- 0		0- 0		8- 1	
1- 9	0- 2	0- 1		AWAY		0- 1		0- 0		1- 5	
5- 2	0- 0	0- 1		NEUTRAL		1- 0		2- 0		2- 1	
7- 6	0- 2	0- 1		NON-CONFERENCE		1- 1		2- 0		4- 2	
2- 0	0- 0	0- 0		HOME		0- 0		0- 0		2- 0	
0- 4	0- 2	0- 0		AWAY		0- 1		0- 0		0- 1	
5- 2	0- 0	0- 1		NEUTRAL		1- 0		2- 0		2- 1	
7- 7	0- 0	0- 2		CONFERENCE		0- 0		0- 0		7- 5	
6- 2	0- 0	0- 1		HOME		0- 0		0- 0		6- 1	
1- 5	0- 0	0- 1		AWAY		0- 0		0- 0		1- 4	
0- 0	0- 0	0- 0		NEUTRAL		0- 0		0- 0		0- 0	
RPI S Opponent	Score		RPI S Opponent	Score		RPI S Opponent	Score		RPI S Opponent	Score	
11 A UCF	0	3	35 A ETSU	0	3	70 N Tulane	3	1	101 N Bowling Green	3	0
12 A Purdue	0	3	35 H ETSU	0	3	92 A Georgia Tech	2	3	146 N FIU	3	2
			47 N Tul sa	1	3				151 A Samford	1	3
									151 H Samford	3	1
									153 N UIC	0	3
									180 N South Alabama	3	1
									189 H Furman	0	3
									202 A Mercer	1	3
									202 H Mercer	3	0
									211 H UNC Greensboro	3	1
									228 A Western Caro.	1	3
									228 H Western Caro.	3	1
									229 A Chattanooga	2	3
									229 H Chattanooga	3	0
									255 A Presbyterian	2	3
									266 N Alabama St.	3	0
									274 A The Citadel	3	0
									274 H The Citadel	3	1
									285 H Middle Tenn.	3	0
									310 H Gardner-Webb	3	0
			LAST 10 GAMES								
			35 H ETSU	0	3	229 H Chattanooga			3	0	
			228 H Western Caro.	3	1	211 H UNC Greensboro			3	1	
			274 A The Citadel	3	0	189 H Furman			0	3	
			202 A Mercer	1	3	228 A Western Caro.			1	3	
			151 H Samford	3	1	35 A ETSU			0	3	

Non-Div. I Games:

Wofford

Average RPI Win:		216	WON-LOST RECORD		WINNING PCT. RANK		LAST 10 GAMES		STRENGTH OF SCHEDULE		OPP. STRENGTH OF SCHEDULE		TEAM RPI		ADJ RPI		CONF. RPI		ADJ CONF. RPI	
DIV. I ONLY			18- 8		.69231 63		10-0		259		163		137		.5224 136		22		22	
DIV. I NON-CONF.			6- 6		.5 170		0		273		83		207		.47431 205		21		21	
TOTALS		RPI 1-25		RPI 26-50		W-L RECORDS		RPI 51-100		RPI 101-150		RPI 150+								
18- 8		0- 0		0- 0		OVERALL		0- 3		4- 2		14- 3								
7- 1		0- 0		0- 0		HOME		0- 0		2- 1		5- 0								
9- 4		0- 0		0- 0		AWAY		0- 2		1- 1		8- 1								
2- 3		0- 0		0- 0		NEUTRAL		0- 1		1- 0		1- 2								
6- 6		0- 0		0- 0		NON-CONFERENCE		0- 3		1- 1		5- 2								
1- 1		0- 0		0- 0		HOME		0- 0		0- 1		1- 0								
3- 2		0- 0		0- 0		AWAY		0- 2		0- 0		3- 0								
2- 3		0- 0		0- 0		NEUTRAL		0- 1		1- 0		1- 2								
12- 2		0- 0		0- 0		CONFERENCE		0- 0		3- 1		9- 1								
6- 0		0- 0		0- 0		HOME		0- 0		2- 0		4- 0								
6- 2		0- 0		0- 0		AWAY		0- 0		1- 1		5- 1								
0- 0		0- 0		0- 0		NEUTRAL		0- 0		0- 0		0- 0								
RPI	S	Opponent	Score	RPI	S	Opponent	Score	RPI	S	Opponent	Score	RPI	S	Opponent	Score					
								54	A	Pepperdine	1 3	133	A	Weber St.	1 3					
								55	A	Hawaii	1 3	133	H	Weber St.	3 1					
								59	N	Portland	0 3	138	N	North Texas	3 0					
												144	H	New Mexico	2 3					
												149	A	Northern Colo.	3 0					
												149	H	Northern Colo.	3 1					
												166	A	Grand Canyon	3 2					
												168	A	Idaho St.	1 3					
												168	H	Idaho St.	3 0					
												170	A	CSUN	3 2					
												175	A	Sacramento St.	3 2					
												175	H	Sacramento St.	3 1					
												181	N	San Francisco	0 3					
												201	N	San Diego St.	3 1					
												224	H	Santa Clara	3 0					
												254	N	UC Riverside	2 3					
												257	A	Montana St.	3 1					
												288	A	Montana	3 0					
												293	A	Portland St.	3 1					
												293	H	Portland St.	3 0					
												302	A	Cal St. Fullerton	3 1					
												304	A	Eastern Wash.	3 0					
												304	H	Eastern Wash.	3 0					
				LAST 10 GAMES																
				257 A Montana St.				149 H Northern Colo.				3 1								
				175 A Sacramento St.				304 H Eastern Wash.				3 0								
				293 A Portland St.				288 A Montana				3 0								
				133 H Weber St.				293 H Portland St.				3 0								
				168 H Idaho St.				175 H Sacramento St.				3 1								

Non-Div. I Games:

Idaho

Average RPI Win: 187		WON-LOST RECORD		WINNING PCT. RANK		LAST 10 GAMES		STRENGTH OF SCHEDULE		OPP. STRENGTH OF SCHEDULE		TEAM RPI		ADJ RPI		CONF. RPI		ADJ CONF. RPI	
DIV. I ONLY		13- 13		.5 163		3-7		103		98		135		.52176 137		9		9	
DIV. I NON-CONF.		8- 5		.61538 121		0		203		102		133		.52268 134		10		10	
TOTALS		RPI 1-25		RPI 26-50		W-L RECORDS		RPI 51-100		RPI 101-150		RPI 150+							
13- 13		0- 3		0- 1		OVERALL		4- 5		2- 3		7- 1							
8- 4		0- 1		0- 1		HOME		3- 2		1- 0		4- 0							
3- 7		0- 2		0- 0		AWAY		0- 3		1- 1		2- 1							
2- 2		0- 0		0- 0		NEUTRAL		1- 0		0- 2		1- 0							
8- 5		0- 1		0- 1		NON-CONFERENCE		3- 0		1- 2		4- 1							
4- 1		0- 0		0- 1		HOME		2- 0		0- 0		2- 0							
2- 2		0- 1		0- 0		AWAY		0- 0		1- 0		1- 1							
2- 2		0- 0		0- 0		NEUTRAL		1- 0		0- 2		1- 0							
5- 8		0- 2		0- 0		CONFERENCE		1- 5		1- 1		3- 0							
4- 3		0- 1		0- 0		HOME		1- 2		1- 0		2- 0							
1- 5		0- 1		0- 0		AWAY		0- 3		0- 1		1- 0							
0- 0		0- 0		0- 0		NEUTRAL		0- 0		0- 0		0- 0							
RPI	S	Opponent		Score		RPI	S	Opponent		Score		RPI	S	Opponent		Score			
20	A	Oregon		0	3	27	H	UCLA		1	3	55	A	Hawai i		1	3		
22	A	Cal Poly		0	3							55	H	Hawai i		1	3		
22	H	Cal Poly		1	3							60	N	Princeton		3	2		
												62	H	Texas Tech		3	2		
												80	A	UC Irvine		1	3		
												80	H	UC Irvine		1	3		
												93	A	UC Santa Barbara		1	3		
												93	H	UC Santa Barbara		3	2		
												98	H	Fresno St.		3	2		

Non-Div. I Games:

Long Beach St.

Average RPI Win:		213	WON-LOST RECORD		WINNING PCT. RANK		LAST 10 GAMES		STRENGTH OF SCHEDULE		OPP. STRENGTH OF SCHEDULE		TEAM RPI		ADJ RPI		CONF. RPI		ADJ CONF. RPI	
DIV. I ONLY			13- 15		.46429 199		8-2		94		102		141		.51968 138		14		14	
DIV. I NON-CONF.			4- 12		.25 271		0		84		59		205		.47756 199		13		13	
TOTALS		RPI 1-25		RPI 26-50		W-L RECORDS		RPI 51-100		RPI 101-150		RPI 150+								
13- 15		0- 3		1- 4		OVERALL		0- 4		1- 3		11- 1								
8- 5		0- 2		0- 2		HOME		0- 1		1- 0		7- 0								
5- 8		0- 1		1- 2		AWAY		0- 3		0- 1		4- 1								
0- 2		0- 0		0- 0		NEUTRAL		0- 0		0- 2		0- 0								
4- 12		0- 3		0- 3		NON-CONFERENCE		0- 2		0- 3		4- 1								
4- 4		0- 2		0- 2		HOME		0- 0		0- 0		4- 0								
0- 6		0- 1		0- 1		AWAY		0- 2		0- 1		0- 1								
0- 2		0- 0		0- 0		NEUTRAL		0- 0		0- 2		0- 0								
9- 3		0- 0		1- 1		CONFERENCE		0- 2		1- 0		7- 0								
4- 1		0- 0		0- 0		HOME		0- 1		1- 0		3- 0								
5- 2		0- 0		1- 1		AWAY		0- 1		0- 0		4- 0								
0- 0		0- 0		0- 0		NEUTRAL		0- 0		0- 0		0- 0								
RPI	S	Opponent		Score		RPI	S	Opponent		Score		RPI	S	Opponent		Score				
7	H	Wisconsin		0	3	31	A	Rice		0	3	136	N	Idaho		0	3			
19	A	Baylor		1	3	44	H	SFA		2	3	140	N	Oregon St.		0	3			
22	H	Cal Poly		0	3	45	H	Wichita St.		0	3	146	H	FIU		3	1			
						47	A	Tulsa		2	3	150	A	Omaha		1	3			
						50	A	Western Ky.		3	0	159	A	Southern Miss.		3	0			
												160	H	Northeastern		3	0			
												169	H	Charlotte		3	2			
												170	A	CSUN		0	3			
												173	A	UAB		3	2			
												216	H	Marshall		3	0			
												239	H	Mississippi St.		3	2			
												240	H	Kent St.		3	0			
												285	A	Middle Tenn.		3	0			
												306	A	Louisiana Tech		3	2			
												306	H	Louisiana Tech		3	0			
												316	H	Nicholls St.		3	0			
LAST 10 GAMES																				
159 A Southern Miss.						3	0	31 A Rice						0	3					
285 A Middle Tenn.						3	0	306 H Louisiana Tech						3	0					
216 H Marshall						3	0	169 H Charlotte						3	2					
173 A UAB						3	2	86 H Fla. Atlantic						1	3					
50 A Western Ky.						3	0	146 H FIU						3	1					

Non-Div. I Games:

North Texas

Average RPI Win:		200	WON-LOST RECORD		WINNING PCT. RANK		LAST 10 GAMES		STRENGTH OF SCHEDULE		OPP. STRENGTH OF SCHEDULE		TEAM RPI		ADJ RPI		CONF. RPI		ADJ CONF. RPI	
DIV. I ONLY			15- 10		.6 111		6-4		190		160		138		.51958 139		16		16	
DIV. I NON-CONF.			6- 4		.6 130		0		240		177		165		.50306 166		15		15	
TOTALS		RPI 1-25		RPI 26-50		W-L RECORDS		RPI 51-100		RPI 101-150		RPI 150+								
15- 10		0- 1		0- 0		OVERALL		0- 2		5- 2		10- 5								
8- 2		0- 0		0- 0		HOME		0- 0		4- 0		4- 2								
5- 6		0- 1		0- 0		AWAY		0- 1		1- 1		4- 3								
2- 2		0- 0		0- 0		NEUTRAL		0- 1		0- 1		2- 0								
6- 4		0- 0		0- 0		NON-CONFERENCE		0- 2		0- 1		6- 1								
3- 1		0- 0		0- 0		HOME		0- 0		0- 0		3- 1								
1- 1		0- 0		0- 0		AWAY		0- 1		0- 0		1- 0								
2- 2		0- 0		0- 0		NEUTRAL		0- 1		0- 1		2- 0								
9- 6		0- 1		0- 0		CONFERENCE		0- 0		5- 1		4- 4								
5- 1		0- 0		0- 0		HOME		0- 0		4- 0		1- 1								
4- 5		0- 1		0- 0		AWAY		0- 0		1- 1		3- 3								
0- 0		0- 0		0- 0		NEUTRAL		0- 0		0- 0		0- 0								
RPI	S	Opponent	Score		RPI	S	Opponent	Score		RPI	S	Opponent	Score							
25	A	Texas St.	2	3						77	A	Arizona St.	1	3						
										81	N	New Mexico St.	0	3						
												104	H	Appalachian St.	3	0				
												111	A	Arkansas St.	3	0				
												111	H	Arkansas St.	3	2				
												113	H	Coastal Caro.	3	0				
												120	A	Little Rock	0	3				
												120	H	Little Rock	3	2				
												142	N	Pacific	2	3				
												155	H	Sam Houston St.	0	3				
												158	N	Air Force	3	0				
												166	N	Grand Canyon	3	1				
												177	A	Louisiana	1	3				
												177	H	Louisiana	2	3				
												180	A	South Alabama	1	3				
												209	H	Loyola Maryland	3	1				
												246	A	Troy	3	0				
												251	A	La. -Monroe	3	1				
												251	H	La. -Monroe	3	0				
												267	A	Incarnate Word	3	0				
												279	A	Georgia St.	1	3				
												284	H	Belmont	3	0				
												295	A	Ga. Southern	3	2				
												309	H	Binghamton	3	0				
LAST 10 GAMES					LAST 10 GAMES					LAST 10 GAMES										

Non-Div. I Games:

UT Arlington

Average RPI Win: 163		WON-LOST RECORD		WINNING PCT. RANK		LAST 10 GAMES		STRENGTH OF SCHEDULE		OPP. STRENGTH OF SCHEDULE		TEAM RPI		ADJ RPI		CONF. RPI		ADJ CONF. RPI	
DIV. I ONLY		11- 15		.42308 222		1-9		108		19		140		.51876 140		2		1	
DIV. I NON-CONF.		10- 2		.83333 28		0		260		65		76		.56459 76		1		1	
TOTALS		RPI 1-25		RPI 26-50		W-L RECORDS		RPI 51-100		RPI 101-150		RPI 150+							
11- 15		0- 5		1- 6		OVERALL		2- 3		3- 1		5- 0							
1- 7		0- 3		0- 2		HOME		0- 2		0- 0		1- 0							
5- 7		0- 2		1- 4		AWAY		2- 1		0- 0		2- 0							
5- 1		0- 0		0- 0		NEUTRAL		0- 0		3- 1		2- 0							
10- 2		0- 0		1- 0		NON-CONFERENCE		1- 1		3- 1		5- 0							
1- 0		0- 0		0- 0		HOME		0- 0		0- 0		1- 0							
4- 1		0- 0		1- 0		AWAY		1- 1		0- 0		2- 0							
5- 1		0- 0		0- 0		NEUTRAL		0- 0		3- 1		2- 0							
1- 13		0- 5		0- 6		CONFERENCE		1- 2		0- 0		0- 0							
0- 7		0- 3		0- 2		HOME		0- 2		0- 0		0- 0							
1- 6		0- 2		0- 4		AWAY		1- 0		0- 0		0- 0							
0- 0		0- 0		0- 0		NEUTRAL		0- 0		0- 0		0- 0							
RPI	S	Opponent		Score		RPI	S	Opponent		Score		RPI	S	Opponent		Score			
1	H	Stanford		1 3		27	A	UCLA		0 3		58	A	Kansas St.		1 3			
6	A	Southern Cal i forni a		0 3		27	H	UCLA		2 3		74	A	Iowa St.		3 2			
6	H	Southern Cal i forni a		0 3		39	A	Ari zona		0 3		77	A	Ari zona St.		3 1			
20	A	Oregon		1 3		39	H	Ari zona		0 3		77	H	Ari zona St.		0 3			
24	H	Washi ngton		2 3		40	A	San Di ego		3 2		90	H	Cal i forni a		0 3			
						43	A	Utah		2 3									
						50	A	Col orado		0 3									
LAST 10 GAMES																			
						6	H	Southern Cal i forni a		0 3		1	H	Stanford		1 3			
						27	H	UCLA		2 3		50	A	Col orado		0 3			
						77	A	Ari zona St.		3 1		43	A	Utah		2 3			
						39	A	Ari zona		0 3		27	A	UCLA		0 3			
						90	H	Cal i forni a		0 3		6	A	Southern Cal i forni a		0 3			

Non-Div. I Games:

Oregon St.

Average RPI Win:	215	WON-LOST RECORD	WINNING PCT. RANK	LAST 10 GAMES	STRENGTH OF SCHEDULE	OPP. STRENGTH OF SCHEDULE	TEAM RPI	ADJ RPI	CONF. RPI	ADJ CONF. RPI									
DIV. I ONLY	131	13- 9	.59091	119	6-4	187	184	139	.51751	141	15	15							
DIV. I NON-CONF.		5- 5	.5	170	0	210	217	191	.48317	189	17	17							
<hr/>																			
TOTALS	RPI 1-25	RPI 26-50		W-L RECORDS		RPI 51-100		RPI 101-150		RPI 150+									
13- 9	0- 0	0- 0		OVERALL		1- 4		1- 2		11- 3									
7- 3	0- 0	0- 0		HOME		0- 2		1- 1		6- 0									
3- 4	0- 0	0- 0		AWAY		0- 2		0- 1		3- 1									
3- 2	0- 0	0- 0		NEUTRAL		1- 0		0- 0		2- 2									
<hr/>																			
5- 5	0- 0	0- 0		NON-CONFERENCE		1- 1		1- 2		3- 2									
2- 1	0- 0	0- 0		HOME		0- 0		1- 1		1- 0									
0- 2	0- 0	0- 0		AWAY		0- 1		0- 1		0- 0									
3- 2	0- 0	0- 0		NEUTRAL		1- 0		0- 0		2- 2									
<hr/>																			
8- 4	0- 0	0- 0		CONFERENCE		0- 3		0- 0		8- 1									
5- 2	0- 0	0- 0		HOME		0- 2		0- 0		5- 0									
3- 2	0- 0	0- 0		AWAY		0- 1		0- 0		3- 1									
0- 0	0- 0	0- 0		NEUTRAL		0- 0		0- 0		0- 0									
<hr/>																			
RPI	S	Opponent	Score	RPI	S	Opponent	Score	RPI	S	Opponent	Score								
				60 A Princeton				0	3	106 H St. John's (NY)				0	3				
				60 H Princeton				0	3	119 H Buffalo				3	2				
				61 H Yale				1	3	148 A Houston				1	3				
				68 A Valparaiso				1	3	161 A Harvard				3	1				
				72 N UTSA				3	1	161 H Harvard				3	1				
								185 N Houston Baptist				1	3						
								197 A Dartmouth				3	1						
								197 H Dartmouth				3	0						
								212 N Wright St.				2	3						
								213 A Columbia				3	1						
								213 H Columbia				3	2						
								241 H Brown				3	2						
								280 A Penn				1	3						
								280 H Penn				3	0						
								299 N Lamar University				3	0						
								311 N Western Ill.				3	0						
								325 H Siena				3	2						
				<hr/>															
								LAST 10 GAMES											
				60 H Princeton				0	3	280 A Penn				1	3				
280 H Penn				3	0	60 A Princeton				0	3								
161 A Harvard				3	1	61 H Yale				1	3								
197 A Dartmouth				3	1	241 H Brown				3	2								
213 H Columbia				3	2	197 H Dartmouth				3	0								

Non-Div. I Games:

Cornell

Average RPI Win:		164	WON-LOST RECORD		WINNING PCT. RANK		LAST 10 GAMES		STRENGTH OF SCHEDULE		OPP. STRENGTH OF SCHEDULE		TEAM RPI		ADJ RPI		CONF. RPI		ADJ CONF. RPI				
DIV. I ONLY			10- 14		.41667 224		4-6		74		73		142		.51679 142		5		5				
DIV. I NON-CONF.			5- 6		.45455 203		0		113		112		157		.50661 156		5		5				
TOTALS		RPI 1-25		RPI 26-50				W-L RECORDS				RPI 51-100				RPI 101-150				RPI 150+			
10- 14		0- 1		0- 4				OVERALL				2- 6				2- 1				6- 2			
5- 3		0- 0		0- 1				HOME				2- 1				0- 0				3- 1			
1- 10		0- 1		0- 3				AWAY				0- 4				0- 1				1- 1			
4- 1		0- 0		0- 0				NEUTRAL				0- 1				2- 0				2- 0			
5- 6		0- 0		0- 1				NON-CONFERENCE				0- 3				2- 1				3- 1			
1- 1		0- 0		0- 0				HOME				0- 0				0- 0				1- 1			
0- 4		0- 0		0- 1				AWAY				0- 2				0- 1				0- 0			
4- 1		0- 0		0- 0				NEUTRAL				0- 1				2- 0				2- 0			
5- 8		0- 1		0- 3				CONFERENCE				2- 3				0- 0				3- 1			
4- 2		0- 0		0- 1				HOME				2- 1				0- 0				2- 0			
1- 6		0- 1		0- 2				AWAY				0- 2				0- 0				1- 1			
0- 0		0- 0		0- 0				NEUTRAL				0- 0				0- 0				0- 0			
RPI	S	Opponent		Score		RPI	S	Opponent		Score		RPI	S	Opponent		Score		RPI	S	Opponent		Score	
3	A	BYU		0 3		39	A	Ari zona		0 3		54	A	Pepperdi ne		1 3		116	N	Lipscomb		3 1	
						40	A	San Diego		0 3		54	H	Pepperdi ne		3 2		139	N	UT Arlington		3 2	
						42	A	Saint Mary' s (CA)		0 3		59	H	Portl and		0 3		149	A	Northern Colo.		1 3	
						42	H	Saint Mary' s (CA)		2 3		63	A	Loyol a Marymount		2 3		152	H	San Jose St.		2 3	
												63	H	Loyol a Marymount		3 0		165	H	Gonzaga		3 2	
												77	A	Ari zona St.		1 3		181	A	San Francis sco		3 1	
												81	N	New Mexico St.		1 3		201	N	San Diego St.		3 2	
												90	A	Cal i forni a		2 3		224	A	Santa Clara		1 3	
																		224	H	Santa Clara		3 0	
																		233	H	Nevada		3 0	
																		266	N	Al abama St.		3 1	
LAST 10 GAMES						LAST 10 GAMES						LAST 10 GAMES						LAST 10 GAMES					
54 H Pepperdi ne						3 2						165 H Gonzaga						3 2					
63 H Loyol a Marymount						3 0						59 H Portl and						0 3					
42 A Saint Mary' s (CA)						0 3						63 A Loyol a Marymount						2 3					
181 A San Francis sco						3 1						54 A Pepperdi ne						1 3					
224 A Santa Clara						1 3						42 H Saint Mary' s (CA)						2 3					

Non-Div. I Games:

Paci fi c

SMU

Average RPI Win:		134	WON-LOST RECORD		WINNING PCT. RANK		LAST 10 GAMES		STRENGTH OF SCHEDULE		OPP. STRENGTH OF SCHEDULE		TEAM RPI		ADJ RPI		CONF. RPI		ADJ CONF. RPI								
Average RPI Loss:		98																									
DIV. I ONLY			9- 14		.3913	231	4-6		68		69		147		.51649	143	7		7								
DIV. I NON-CONF.			3- 7		.3	256	0		104		70		204		.47543	204	7		7								
TOTALS		RPI 1-25		RPI 26-50		W-L RECORDS		RPI 51-100		RPI 101-150		RPI 150+															
9- 14		0- 3		2- 0		OVERALL		0- 7		3- 1		4- 3															
8- 4		0- 1		2- 0		HOME		0- 3		3- 0		3- 0															
0- 8		0- 2		0- 0		AWAY		0- 3		0- 1		0- 2															
1- 2		0- 0		0- 0		NEUTRAL		0- 1		0- 0		1- 1															
3- 7		0- 1		0- 0		NON-CONFERENCE		0- 4		1- 1		2- 1															
2- 3		0- 1		0- 0		HOME		0- 2		1- 0		1- 0															
0- 2		0- 0		0- 0		AWAY		0- 1		0- 1		0- 0															
1- 2		0- 0		0- 0		NEUTRAL		0- 1		0- 0		1- 1															
6- 7		0- 2		2- 0		CONFERENCE		0- 3		2- 0		2- 2															
6- 1		0- 0		2- 0		HOME		0- 1		2- 0		2- 0															
0- 6		0- 2		0- 0		AWAY		0- 2		0- 0		0- 2															
0- 0		0- 0		0- 0		NEUTRAL		0- 0		0- 0		0- 0															
RPI	S	Opponent		Score		RPI	S	Opponent		Score		RPI	S	Opponent		Score											
11	A	UCF		1	3	45	H	Wichi ta St.		3	2	70	A	Tul ane		2	3	111	H	Arkansas St.		3	0				
16	H	Creighton		0	3	47	H	Tul sa		3	0	70	H	Tul ane		0	3	116	A	Lipscomb		0	3				
23	A	Cincinnati		0	3							73	N	Iowa		1	3	147	H	UConn		3	1				
												76	A	TCU		1	3	148	H	Houston		3	0				
												94	H	LSU		2	3	163	A	Memphi s		2	3				
												96	H	NC State		1	3	163	H	Memphi s		3	2				
												99	A	South Fla.		2	3	174	H	Temple		3	0				
																		177	N	Loui si ana		3	0				
																		190	H	Abil ene Christian		3	2				
																		206	A	East Carol ina		1	3				
																		257	N	Montana St.		2	3				
LAST 10 GAMES																											
70 H Tul ane						0	3	45 H Wichi ta St.						3	2	163 A Memphi s						2	3				
163 H Memphi s						3	2	70 A Tul ane						2	3	148 H Houston						3	0				
11 A UCF						1	3	206 A East Carol ina						1	3												
99 A South Fla.						2	3																				
47 H Tul sa						3	0																				

Non-Div. I Games:

SMU

Average RPI Win:		194	WON-LOST RECORD		WINNING PCT. RANK		LAST 10 GAMES		STRENGTH OF SCHEDULE		OPP. STRENGTH OF SCHEDULE		TEAM RPI		ADJ RPI		CONF. RPI		ADJ CONF. RPI	
DIV. I ONLY			14- 12		.53846 144		5-5		154		128		143		.51624 144		12		12	
DIV. I NON-CONF.			6- 6		.5 170		0		200		132		179		.49284 178		11		11	
TOTALS		RPI 1-25		RPI 26-50		W-L RECORDS		RPI 51-100		RPI 101-150		RPI 150+								
14- 12		0- 1		0- 1		OVERALL		1- 3		3- 2		10- 5								
7- 3		0- 0		0- 1		HOME		1- 2		1- 0		5- 0								
5- 5		0- 1		0- 0		AWAY		0- 1		2- 1		3- 2								
2- 4		0- 0		0- 0		NEUTRAL		0- 0		0- 1		2- 3								
6- 6		0- 1		0- 0		NON-CONFERENCE		1- 1		1- 1		4- 3								
2- 1		0- 0		0- 0		HOME		1- 1		0- 0		1- 0								
2- 1		0- 1		0- 0		AWAY		0- 0		1- 0		1- 0								
2- 4		0- 0		0- 0		NEUTRAL		0- 0		0- 1		2- 3								
8- 6		0- 0		0- 1		CONFERENCE		0- 2		2- 1		6- 2								
5- 2		0- 0		0- 1		HOME		0- 1		1- 0		4- 0								
3- 4		0- 0		0- 0		AWAY		0- 1		1- 1		2- 2								
0- 0		0- 0		0- 0		NEUTRAL		0- 0		0- 0		0- 0								
RPI	S	Opponent		Score		RPI	S	Opponent		Score		RPI	S	Opponent		Score				
14	A	Nebraska		1 3		38	H	Colorado St.		0 3		81	H	New Mexico St.		0 3				
												83	H	FGCU		3 1				
												91	H	Wyomi ng		2 3				
												98	A	Fresno St.		0 3				

Non-Div. I Games:

New Mexico

Average RPI Win:		205	WON-LOST		WINNING		LAST 10		STRENGTH OF		OPP. STRENGTH		TEAM		ADJ		CONF.		ADJ CONF.				
Average RPI Loss:		99	RECORD		PCT. RANK		GAMES		SCHEDULE		OF SCHEDULE		RPI		RPI		RPI		RPI				
DIV. I ONLY			14- 14		.5 163		7-3		111		138		144		.5158 145		13		13				
DIV. I NON-CONF.			6- 8		.42857 214		1-0		149		163		190		.48429 188		14		14				
TOTALS		RPI 1-25		RPI 26-50		W-L RECORDS		RPI 51-100		RPI 101-150		RPI 150+											
14- 14		0- 0		1- 1		OVERALL		1- 7		2- 3		10- 3											
6- 8		0- 0		0- 1		HOME		0- 4		1- 2		5- 1											
5- 4		0- 0		0- 0		AWAY		1- 2		1- 0		3- 2											
3- 2		0- 0		1- 0		NEUTRAL		0- 1		0- 1		2- 0											
6- 8		0- 0		1- 1		NON-CONFERENCE		0- 3		0- 3		5- 1											
2- 5		0- 0		0- 1		HOME		0- 2		0- 2		2- 0											
1- 1		0- 0		0- 0		AWAY		0- 0		0- 0		1- 1											
3- 2		0- 0		1- 0		NEUTRAL		0- 1		0- 1		2- 0											
8- 6		0- 0		0- 0		CONFERENCE		1- 4		2- 0		5- 2											
4- 3		0- 0		0- 0		HOME		0- 2		1- 0		3- 1											
4- 3		0- 0		0- 0		AWAY		1- 2		1- 0		2- 1											
0- 0		0- 0		0- 0		NEUTRAL		0- 0		0- 0		0- 0											
RPI	S	Opponent		Score		RPI	S	Opponent		Score		RPI	S	Opponent		Score							
						30	H	Mi ssouri		2	3	53	A	James Madi son		1	3	105	N	Radford		2	3
						48	N	Mi ami (FL)		3	0	60	H	Pri nceton		2	3	110	H	Ball St.		0	3
												69	A	Col . of Charleston		2	3	122	A	UNCW		3	1
												69	H	Col . of Charleston		0	3	122	H	UNCW		3	2
												71	H	Ohio St.		0	3	137	H	Long Beach St.		0	3
												77	N	Arizona St.		0	3	160	A	Northeastern		2	3
												82	A	Hofstra		3	2	160	H	Northeastern		2	3
												82	H	Hofstra		0	3	162	H	La Salle		3	1
																		176	N	Xavier		3	0
																		209	A	Loyola Maryland		1	3
																		219	H	Del aware		3	0
																		220	A	Elon		3	1
																		220	H	Elon		3	0
																		275	A	William & Mary		3	0
																		275	H	William & Mary		3	0
																		292	H	UMBC		3	2
																		325	N	Si ena		3	0
																		334	A	Del aware St.		3	0
LAST 10 GAMES																							
						48	N	Mi ami (FL)		3	0	334	A	Del aware St.		3	0						
						275	H	William & Mary		3	0	160	A	Northeastern		2	3						
						220	H	El on		3	0	82	A	Hofstra		3	2						
						122	A	UNCW		3	1	69	H	Col . of Charleston		0	3						
						69	A	Col . of Charleston		2	3	122	H	UNCW		3	2						

Non-Div. I Games:

Towson

Average RPI Win:		234	WON-LOST RECORD		WINNING PCT. RANK		LAST 10 GAMES		STRENGTH OF SCHEDULE		OPP. STRENGTH OF SCHEDULE		TEAM RPI		ADJ RPI		CONF. RPI		ADJ CONF. RPI	
DIV. I ONLY			15- 11		.57692 123		5-5		176		187		145		.51564 146		14		14	
DIV. I NON-CONF.			8- 6		.57143 146		1-1		191		221		161		.50475 161		13		13	
TOTALS		RPI 1-25		RPI 26-50		W-L RECORDS		RPI 51-100		RPI 101-150		RPI 150+								
15- 11		0- 2		0- 1		OVERALL		1- 3		0- 2		14- 3								
10- 1		0- 0		0- 0		HOME		1- 0		0- 0		9- 1								
3- 8		0- 2		0- 1		AWAY		0- 3		0- 1		3- 1								
2- 2		0- 0		0- 0		NEUTRAL		0- 0		0- 1		2- 1								
8- 6		0- 2		0- 0		NON-CONFERENCE		0- 1		0- 1		8- 2								
5- 1		0- 0		0- 0		HOME		0- 0		0- 0		5- 1								
1- 3		0- 2		0- 0		AWAY		0- 1		0- 0		1- 0								
2- 2		0- 0		0- 0		NEUTRAL		0- 0		0- 1		2- 1								
7- 5		0- 0		0- 1		CONFERENCE		1- 2		0- 1		6- 1								
5- 0		0- 0		0- 0		HOME		1- 0		0- 0		4- 0								
2- 5		0- 0		0- 1		AWAY		0- 2		0- 1		2- 1								
0- 0		0- 0		0- 0		NEUTRAL		0- 0		0- 0		0- 0								
RPI	S	Opponent		Score		RPI	S	Opponent		Score		RPI	S	Opponent		Score				
11	A	UCF		0	3	50	A	Western Ky.		2	3	135	N	Wofford		2	3			
21	A	Florida		0	3							83	A	FGCU		0	3			
												86	A	Fla. Atlantic		1	3			
												86	H	Fla. Atlantic		3	1			
												135	N	Wofford		2	3			
												138	A	North Texas		1	3			
												153	N	UIC		3	0			
												159	H	Southern Miss.		3	2			
												169	A	Charlotte		0	3			
												173	H	UAB		3	0			
												188	H	Stetson		2	3			
												214	N	Army West Point		0	3			
												216	A	Marshall		3	0			
												216	H	Marshall		3	0			
												219	H	Delaware		3	2			
												249	A	UTEP		3	2			
												260	H	Chicago St.		3	1			
												272	H	Florida A&M		3	1			
												281	A	Bethune-Cookman		3	0			
												290	H	Tennessee St.		3	1			
												298	N	Jacksonville		3	2			
												306	H	Louisiana Tech		3	0			
												333	H	Savannah St.		3	0			
LAST 10 GAMES																				
219	H	Delaware		3	2	169	A	Charlotte		0	3	83	A	FGCU		0	3			
272	H	Florida A&M		3	1							159	H	Southern Miss.		3	2			
216	A	Marshall		3	0							249	A	UTEP		3	2			
50	A	Western Ky.		2	3	72	A	UTSA		2	3									
86	A	Fla. Atlantic		1	3															

Non-Div. I Games:

FIU

HoustonH
o
u
s
t
o
n

Houston

Average RPI Win:		233	WON-LOST RECORD		WINNING PCT. RANK		LAST 10 GAMES		STRENGTH OF SCHEDULE		OPP. STRENGTH OF SCHEDULE		TEAM RPI		ADJ RPI		CONF. RPI		ADJ CONF. RPI			
DIV. I ONLY			12- 11		.52174 153		5-5		120		211		148		.51352 149		22		22			
DIV. I NON-CONF.			4- 5		.44444 210		0		38		94		103		.54293 104		21		21			
TOTALS		RPI 1-25		RPI 26-50		W-L RECORDS		RPI 51-100		RPI 101-150		RPI 150+										
12- 11		0- 1		0- 1		OVERALL		0- 1		3- 5		9- 3										
8- 6		0- 1		0- 1		HOME		0- 0		3- 2		5- 2										
3- 4		0- 0		0- 0		AWAY		0- 0		0- 3		3- 1										
1- 1		0- 0		0- 0		NEUTRAL		0- 1		0- 0		1- 0										
4- 5		0- 1		0- 1		NON-CONFERENCE		0- 1		2- 1		2- 1										
3- 3		0- 1		0- 1		HOME		0- 0		2- 0		1- 1										
0- 1		0- 0		0- 0		AWAY		0- 0		0- 1		0- 0										
1- 1		0- 0		0- 0		NEUTRAL		0- 1		0- 0		1- 0										
8- 6		0- 0		0- 0		CONFERENCE		0- 0		1- 4		7- 2										
5- 3		0- 0		0- 0		HOME		0- 0		1- 2		4- 1										
3- 3		0- 0		0- 0		AWAY		0- 0		0- 2		3- 1										
0- 0		0- 0		0- 0		NEUTRAL		0- 0		0- 0		0- 0										
RPI	S	Opponent		Score		RPI	S	Opponent		Score		RPI	S	Opponent		Score						
2	H	Illinois		2	3	38	H	Colorado St.		0	3	90	N	California		1	3	122	H	UNCW	3	0
																		127	H	Northern Ariz.	3	2
																		133	A	Weber St.	2	3
																		133	H	Weber St.	2	3
																		134	A	South Dakota	1	3
																		136	A	Idaho	1	3
																		136	H	Idaho	0	3
																		142	H	Pacific	3	1
																		152	H	San Jose St.	0	3
																		160	N	Northeastern	3	0
																		168	A	Idaho St.	0	3
																		168	H	Idaho St.	1	3
																		257	A	Montana St.	3	0
																		257	H	Montana St.	3	0
																		266	H	Alabama St.	3	0
																		282	H	Southern Utah	3	1
																		288	A	Montana	3	2
																		288	H	Montana	3	0
																		304	A	Eastern Wash.	3	1
																		304	H	Eastern Wash.	3	0
LAST 10 GAMES						LAST 10 GAMES						LAST 10 GAMES										
168 H Idaho St.						1	3	136 A Idaho						1	3							
133 H Weber St.						2	3	127 H Northern Ariz.						3	2							
288 A Montana						3	2	282 H Southern Utah						3	1							
257 A Montana St.						3	0	133 A Weber St.						2	3							
304 A Eastern Wash.						3	1	168 A Idaho St.						0	3							

Non-Div. I Games:

Northern Col o.

Omaha				Through Games Of Nov. 4, 2018															
Average RPI Win: 220		WON-LOST RECORD		WINNING PCT. RANK		LAST 10 GAMES		STRENGTH OF SCHEDULE		OPP. STRENGTH OF SCHEDULE		TEAM RPI		ADJ RPI		CONF. RPI		ADJ CONF. RPI	
DIV. I ONLY		15- 11		.57692 123		6-4		183		206		149		.51315 150		21		21	
DIV. I NON-CONF.		5- 7		.41667 217		0		173		158		200		.47685 201		20		20	
TOTALS		RPI 1-25		RPI 26-50		W-L RECORDS		RPI 51-100		RPI 101-150		RPI 150+							
15- 11		0- 0		0- 2		OVERALL		1- 1		2- 5		12- 3							
10- 2		0- 0		0- 1		HOME		1- 0		1- 1		8- 0							
3- 5		0- 0		0- 1		AWAY		0- 1		1- 1		2- 2							
2- 4		0- 0		0- 0		NEUTRAL		0- 0		0- 3		2- 1							
5- 7		0- 0		0- 0		NON-CONFERENCE		1- 1		1- 4		3- 2							
4- 0		0- 0		0- 0		HOME		1- 0		1- 0		2- 0							
0- 3		0- 0		0- 0		AWAY		0- 1		0- 1		0- 1							
1- 4		0- 0		0- 0		NEUTRAL		0- 0		0- 3		1- 1							
10- 4		0- 0		0- 2		CONFERENCE		0- 0		1- 1		9- 1							
6- 2		0- 0		0- 1		HOME		0- 0		0- 1		6- 0							
3- 2		0- 0		0- 1		AWAY		0- 0		1- 0		2- 1							
1- 0		0- 0		0- 0		NEUTRAL		0- 0		0- 0		1- 0							
RPI	S	Opponent	Score	RPI	S	Opponent	Score	RPI	S	Opponent	Score	RPI	S	Opponent	Score				
				46	A	Denver	0 3	58	A	Kansas St.	0 3	117	A	Bradley	2 3				
				46	H	Denver	2 3	89	H	UMKC	3 1	121	N	Murray St.	0 3				
												134	A	South Dakota	3 1				
												134	H	South Dakota	0 3				
												138	H	North Texas	3 1				
												140	N	Oregon St.	0 3				
												148	N	Houston	0 3				
												153	H	UIC	3 1				
												196	A	Purdue Fort Wayne	2 3				
												196	H	Purdue Fort Wayne	3 2				
												217	H	North Dakota	3 1				
												217	N	North Dakota	3 1				
												249	H	UTEP	3 0				
												256	H	Oral Roberts	3 0				
												261	A	North Dakota St.	3 2				
												261	H	North Dakota St.	3 1				
												268	N	Eastern Ill.	0 3				
												269	N	Milwaukee	3 1				
												270	A	New Orleans	1 3				
												276	A	South Dakota St.	3 1				
												276	H	South Dakota St.	3 0				
												311	H	Western Ill.	3 0				
				LAST 10 GAMES															
				134	H	South Dakota	0 3	196	A	Purdue Fort Wayne	2 3								
				276	H	South Dakota St.	3 0	46	H	Denver	2 3								
				46	A	Denver	0 3	256	H	Oral Roberts	3 0								
				217	N	North Dakota	3 1	134	A	South Dakota	3 1								
				261	H	North Dakota St.	3 1	217	H	North Dakota	3 1								

Non-Div. I Games:

Omaha

Average RPI Win:		200	WON-LOST RECORD		WINNING PCT. RANK		LAST 10 GAMES		STRENGTH OF SCHEDULE		OPP. STRENGTH OF SCHEDULE		TEAM RPI		ADJ RPI		CONF. RPI		ADJ CONF. RPI	
DIV. I ONLY			14- 14		.5 163		6-4		122		155		151		.51302		151		17	
DIV. I NON-CONF.			5- 9		.35714 242		0		116		128		198		.47945		198		18	
TOTALS		RPI 1-25		RPI 26-50		W-L RECORDS		RPI 51-100		RPI 101-150		RPI 150+								
14- 14		0- 0		1- 2		OVERALL		0- 3		3- 3		10- 6								
7- 2		0- 0		0- 1		HOME		0- 1		2- 0		5- 0								
4- 9		0- 0		1- 1		AWAY		0- 1		0- 2		3- 5								
3- 3		0- 0		0- 0		NEUTRAL		0- 1		1- 1		2- 1								
5- 9		0- 0		0- 1		NON-CONFERENCE		0- 3		2- 2		3- 3								
2- 1		0- 0		0- 0		HOME		0- 1		1- 0		1- 0								
0- 5		0- 0		0- 1		AWAY		0- 1		0- 1		0- 2								
3- 3		0- 0		0- 0		NEUTRAL		0- 1		1- 1		2- 1								
9- 5		0- 0		1- 1		CONFERENCE		0- 0		1- 1		7- 3								
5- 1		0- 0		0- 1		HOME		0- 0		1- 0		4- 0								
4- 4		0- 0		1- 0		AWAY		0- 0		0- 1		3- 3								
0- 0		0- 0		0- 0		NEUTRAL		0- 0		0- 0		0- 0								
RPI	S	Opponent		Score		RPI	S	Opponent		Score		RPI	S	Opponent		Score				
				35	A	ETSU		3	2	52	A	Alabama	2	3	114	A	Ole Miss	0	3	
				35	H	ETSU		2	3	71	N	Ohio St.	0	3	120	N	Little Rock	1	3	
				46	A	Denver		1	3	87	H	Kennesaw St.	2	3	128	N	Virginia Tech	3	0	
															130	H	Loyola Chicago	3	1	
															135	A	Wofford	1	3	
															135	H	Wofford	3	1	
															158	A	Air Force	1	3	
															159	N	Southern Miss.	2	3	
															189	A	Furman	3	2	
															189	H	Furman	3	1	
															191	A	Ohio	2	3	
															202	A	Mercer	2	3	
															202	H	Mercer	3	0	
															211	A	UNC Greensboro	2	3	
															211	H	UNC Greensboro	3	0	
															228	A	Western Caro.	3	2	
															229	A	Chattanooga	2	3	
															242	H	McNeese	3	0	
															274	A	The Citadel	3	0	
															274	H	The Citadel	3	0	
															278	N	IUPUI	3	2	
															287	N	UMES	3	0	
LAST 10 GAMES																				
				211	H	UNC Greensboro		3	0	135	A	Wofford	1	3						
				211	A	UNC Greensboro		2	3	189	A	Furman	3	2						
				202	A	Mercer		2	3	228	A	Western Caro.	3	2						
				274	A	The Citadel		3	0	229	A	Chattanooga	2	3						
				35	H	ETSU		2	3	274	H	The Citadel	3	0						

Non-Div. I Games:

Samford

Average RPI Win:	198	WON-LOST RECORD	WINNING PCT. RANK	LAST 10 GAMES	STRENGTH OF SCHEDULE	OPP. STRENGTH OF SCHEDULE	TEAM RPI	ADJ RPI	CONF. RPI	ADJ CONF. RPI					
Average RPI Loss:	127														
DIV. I ONLY	12- 11	.52174	153	6-4	157	141	153	.51003	152	12	12				
DIV. I NON-CONF.	5- 4	.55556	154	0	206	187	168	.50179	168	11	11				
<hr/>															
TOTALS	RPI 1-25	RPI 26-50		W-L RECORDS	RPI 51-100		RPI 101-150		RPI 150+						
12- 11	0- 0	0- 1		OVERALL	0- 4		5- 4		7- 2						
4- 5	0- 0	0- 0		HOME	0- 3		2- 1		2- 1						
5- 4	0- 0	0- 1		AWAY	0- 1		3- 2		2- 0						
3- 2	0- 0	0- 0		NEUTRAL	0- 0		0- 1		3- 1						
<hr/>															
5- 4	0- 0	0- 0		NON-CONFERENCE	0- 2		2- 1		3- 1						
0- 1	0- 0	0- 0		HOME	0- 1		0- 0		0- 0						
2- 1	0- 0	0- 0		AWAY	0- 1		2- 0		0- 0						
3- 2	0- 0	0- 0		NEUTRAL	0- 0		0- 1		3- 1						
<hr/>															
7- 7	0- 0	0- 1		CONFERENCE	0- 2		3- 3		4- 1						
4- 4	0- 0	0- 0		HOME	0- 2		2- 1		2- 1						
3- 3	0- 0	0- 1		AWAY	0- 0		1- 2		2- 0						
0- 0	0- 0	0- 0		NEUTRAL	0- 0		0- 0		0- 0						
<hr/>															
RPI	S	Opponent	Score	RPI	S	Opponent	Score	RPI	S	Opponent	Score				
				38	A	Colorado St.	0 3	86	A	Fla. Atlantic	0 3	107	N	Stony Brook	0 3
				91	H	Wyoming	0 3	112	A	UNLV	1 3				
				98	H	Fresno St.	1 3	112	H	UNLV	1 3				
				99	H	South Fla.	1 3	125	A	Boise St.	3 0				
				125	H	Boise St.	3 0								
				142	A	Pacific	3 2								
				144	A	New Mexico	0 3								
				144	H	New Mexico	3 2								
				149	A	Northern Colo.	3 0								
				158	A	Air Force	3 2								
				201	H	San Diego St.	3 2								
				233	H	Nevada	3 1								
				253	A	Utah St.	3 1								
				253	H	Utah St.	2 3								
				258	N	North Florida	2 3								
266	N	Alabama St.	3 0												
276	N	South Dakota St.	3 0												
298	N	Jacksonville	3 0												
<hr/>															
LAST 10 GAMES															
86	A	Fla. Atlantic	0 3	98	H	Fresno St.	1 3								
112	H	UNLV	1 3	201	H	San Diego St.	3 2								
144	H	New Mexico	3 2	158	A	Air Force	3 2								
125	A	Boise St.	3 0	233	H	Nevada	3 1								
253	A	Utah St.	3 1	144	A	New Mexico	0 3								

Non-Div. I Games:

San Jose St.

Average RPI Win:		216	WON-LOST RECORD		WINNING PCT. RANK		LAST 10 GAMES		STRENGTH OF SCHEDULE		OPP. STRENGTH OF SCHEDULE		TEAM RPI		ADJ RPI		CONF. RPI		ADJ CONF. RPI				
DIV. I ONLY		16- 11		.59259		114		7-3		218		189		154		.51001		153		20		20	
DIV. I NON-CONF.		7- 6		.53846		162		0		180		118		154		.50905		153		23		22	
TOTALS		RPI 1-25		RPI 26-50		W-L RECORDS		RPI 51-100		RPI 101-150		RPI 150+											
16- 11		0- 1		0- 0		OVERALL		1- 1		3- 3		12- 6											
8- 2		0- 0		0- 0		HOME		0- 0		1- 0		7- 2											
5- 6		0- 1		0- 0		AWAY		0- 0		1- 2		4- 3											
3- 3		0- 0		0- 0		NEUTRAL		1- 1		1- 1		1- 1											
7- 6		0- 1		0- 0		NON-CONFERENCE		1- 1		2- 2		4- 2											
3- 0		0- 0		0- 0		HOME		0- 0		0- 0		3- 0											
1- 3		0- 1		0- 0		AWAY		0- 0		1- 1		0- 1											
3- 3		0- 0		0- 0		NEUTRAL		1- 1		1- 1		1- 1											
9- 5		0- 0		0- 0		CONFERENCE		0- 0		1- 1		8- 4											
5- 2		0- 0		0- 0		HOME		0- 0		1- 0		4- 2											
4- 3		0- 0		0- 0		AWAY		0- 0		0- 1		4- 2											
0- 0		0- 0		0- 0		NEUTRAL		0- 0		0- 0		0- 0											
RPI	S	Opponent		Score		RPI	S	Opponent		Score		RPI	S	Opponent		Score							
11	A	UCF		1 3																			
								</															

Non-Div. I Games:

UIC

Average RPI Win: 228		WON-LOST	WINNING	LAST 10	STRENGTH OF		OPP. STRENGTH	TEAM	ADJ	CONF.	ADJ CONF.
Average RPI Loss: 178		RECORD	PCT. RANK	GAMES	SCHEDULE		OF SCHEDULE	RPI	RPI	RPI	RPI
DIV. I ONLY		17- 8	.68	73	280		213	155	.50804	154	20
DIV. I NON-CONF.		8- 3	.72727	57	280		184	136	.51953	136	23
TOTALS		RPI 1-25	RPI 26-50		W-L RECORDS		RPI 51-100		RPI 101-150		RPI 150+
17- 8	0- 0	0- 1		OVERALL		1- 0		1- 1		15- 6	
5- 1	0- 0	0- 0		HOME		0- 0		0- 0		5- 1	
7- 5	0- 0	0- 1		AWAY		0- 0		0- 1		7- 3	
5- 2	0- 0	0- 0		NEUTRAL		1- 0		1- 0		3- 2	
8- 3	0- 0	0- 1		NON-CONFERENCE		1- 0		1- 0		6- 2	
0- 0	0- 0	0- 0		HOME		0- 0		0- 0		0- 0	
3- 1	0- 0	0- 1		AWAY		0- 0		0- 0		3- 0	
5- 2	0- 0	0- 0		NEUTRAL		1- 0		1- 0		3- 2	
9- 5	0- 0	0- 0		CONFERENCE		0- 0		0- 1		9- 4	
5- 1	0- 0	0- 0		HOME		0- 0		0- 0		5- 1	
4- 4	0- 0	0- 0		AWAY		0- 0		0- 1		4- 3	
0- 0	0- 0	0- 0		NEUTRAL		0- 0		0- 0		0- 0	
RPI S Opponent	Score	RPI S Opponent	Score	RPI S Opponent	Score	RPI S Opponent	Score	RPI S Opponent	Score		
		49 A Notre Dame	0 3			64 N Austin Peay	3 2	132 A Cleveland St.	1 3		
								133 N Weber St.	3 1		
								153 A UIC	3 0		
								153 H UIC	2 3		
								156 A Green Bay	1 3		
								156 H Green Bay	3 1		
								194 A Oakland	3 1		
								212 A Wright St.	2 3		
								212 H Wright St.	3 1		
								221 N Virginia	2 3		
								226 A Evansville	3 0		
								227 A Northern Ill.	3 2		
								233 N Nevada	0 3		
								256 N Oral Roberts	3 2		
								264 N Toledo	3 2		
								265 A SIUE	3 0		
								269 A Milwaukee	2 3		
								269 H Milwaukee	3 0		
								278 A IUPUI	3 1		
								278 H IUPUI	3 0		
								296 A Youngstown St.	3 0		
								296 H Youngstown St.	3 0		
								306 N Louisiana Tech	3 0		
		LAST 10 GAMES									
		264 N Toledo	3 2			156 A Green Bay	1 3				
		153 A UIC	3 0			269 A Milwaukee	2 3				
		296 H Youngstown St.	3 0			212 A Wright St.	2 3				
		212 H Wright St.	3 1			278 A IUPUI	3 1				
		278 H IUPUI	3 0			153 H UIC	2 3				

Non-Div. I Games:

Northern Ky.

Average RPI Win: 249		WON-LOST	WINNING	LAST 10	STRENGTH OF		OPP. STRENGTH	TEAM	ADJ	CONF.	ADJ CONF.
Average RPI Loss: 140		RECORD	PCT. RANK	GAMES	SCHEDULE		OF SCHEDULE	RPI	RPI	RPI	RPI
DIV. I ONLY		20- 7	.74074	39	300		237	152	.50799	155	25
DIV. I NON-CONF.		8- 4	.66667	84	299		243	187	.4826	192	24
TOTALS		RPI 1-25	RPI 26-50		W-L RECORDS		RPI 51-100		RPI 101-150		RPI 150+
20- 7	0- 0	0- 1		OVERALL		0- 0		1- 4		19- 2	
10- 1	0- 0	0- 0		HOME		0- 0		0- 1		10- 0	
6- 4	0- 0	0- 1		AWAY		0- 0		1- 1		5- 2	
4- 2	0- 0	0- 0		NEUTRAL		0- 0		0- 2		4- 0	
8- 4	0- 0	0- 0		NON-CONFERENCE		0- 0		1- 3		7- 1	
2- 1	0- 0	0- 0		HOME		0- 0		0- 1		2- 0	
2- 1	0- 0	0- 0		AWAY		0- 0		1- 0		1- 1	
4- 2	0- 0	0- 0		NEUTRAL		0- 0		0- 2		4- 0	
12- 3	0- 0	0- 1		CONFERENCE		0- 0		0- 1		12- 1	
8- 0	0- 0	0- 0		HOME		0- 0		0- 0		8- 0	
4- 3	0- 0	0- 1		AWAY		0- 0		0- 1		4- 1	
0- 0	0- 0	0- 0		NEUTRAL		0- 0		0- 0		0- 0	
RPI S Opponent	Score	RPI S Opponent	Score	RPI S Opponent	Score	RPI S Opponent	Score	RPI S Opponent	Score	RPI S Opponent	Score
		44 A SFA	1 3					108 A Central Ark.	1 3		
								114 N Ole Miss	0 3		
								124 H Drake	0 3		
								139 A UT Arlington	3 0		
								148 N Houston	2 3		
								166 N Grand Canyon	3 0		
								177 A Louisiana	0 3		
								185 A Houston Baptist	3 2		
								185 H Houston Baptist	3 0		
								187 H Northwestern St.	3 1		
								190 H Abilene Christian	3 1		
								229 A A&M-Corpus Christi	3 2		
								229 H A&M-Corpus Christi	3 2		
								242 H McNeese	3 1		
								260 N Chicago St.	3 1		
								267 A Incarnate Word	0 3		
								270 A New Orleans	3 1		
								270 H New Orleans	3 0		
								279 A Georgia St.	3 0		
								281 H Bethune-Cookman	3 0		
								284 N Belmont	3 0		
								299 H Lamar University	3 0		
								314 H Texas Southern	3 0		
								316 A Nicholls St.	3 0		
								318 H Southeastern La.	3 1		
								335 N Mississippi Val.	3 0		
LAST 10 GAMES											
		108 A Central Ark.	1 3			187 H Northwestern St.	3 1				
		44 A SFA	1 3			318 H Southeastern La.	3 1				
		270 H New Orleans	3 0			185 H Houston Baptist	3 0				
		185 A Houston Baptist	3 2			270 A New Orleans	3 1				
		229 A A&M-Corpus Christi	3 2			316 A Nicholls St.	3 0				

Non-Div. I Games:

Sam Houston St.

Average RPI Win:		232	WON-LOST		WINNING		LAST 10		STRENGTH OF		OPP. STRENGTH		TEAM	ADJ		CONF.	ADJ CONF.	
Average RPI Loss:		134	RECORD		PCT. RANK		GAMES		SCHEDULE		OF SCHEDULE		RPI	RPI		RPI	RPI	
DIV. I ONLY			16- 10		.61538		101		8-2		251		165		156		.50744	
DIV. I NON-CONF.			5- 7		.41667		217		0		261		82		234		.4572	
TOTALS		RPI 1-25		RPI 26-50		W-L RECORDS		RPI 51-100		RPI 101-150		RPI 150+						
16- 10		0- 1		0- 0		OVERALL		0- 2		1- 2		15- 5						
6- 0		0- 0		0- 0		HOME		0- 0		1- 0		5- 0						
6- 6		0- 1		0- 0		AWAY		0- 1		0- 1		6- 3						
4- 4		0- 0		0- 0		NEUTRAL		0- 1		0- 1		4- 2						
5- 7		0- 1		0- 0		NON-CONFERENCE		0- 2		0- 1		5- 3						
0- 0		0- 0		0- 0		HOME		0- 0		0- 0		0- 0						
1- 3		0- 1		0- 0		AWAY		0- 1		0- 0		1- 1						
4- 4		0- 0		0- 0		NEUTRAL		0- 1		0- 1		4- 2						
11- 3		0- 0		0- 0		CONFERENCE		0- 0		1- 1		10- 2						
6- 0		0- 0		0- 0		HOME		0- 0		1- 0		5- 0						
5- 3		0- 0		0- 0		AWAY		0- 0		0- 1		5- 2						
0- 0		0- 0		0- 0		NEUTRAL		0- 0		0- 0		0- 0						
RPI	S	Opponent		Score		RPI	S	Opponent		Score		RPI	S	Opponent		Score		
4	A	Minnesota		0 3														
								</										

Non-Div. I Games:

Green Bay

Average RPI Win:		214	WON-LOST RECORD		WINNING PCT. RANK		LAST 10 GAMES		STRENGTH OF SCHEDULE		OPP. STRENGTH OF SCHEDULE		TEAM RPI		ADJ RPI		CONF. RPI		ADJ CONF. RPI				
DIV. I ONLY			14- 12		.53846 144		4-6		186		156		157		.50613 157		11		10				
DIV. I NON-CONF.			7- 5		.58333 138		0		182		267		158		.50653 157		8		8				
TOTALS		RPI 1-25		RPI 26-50		W-L RECORDS		RPI 51-100		RPI 101-150		RPI 150+											
14- 12		0- 3		0- 0		OVERALL		0- 2		2- 3		12- 4											
9- 5		0- 2		0- 0		HOME		0- 0		1- 2		8- 1											
3- 6		0- 1		0- 0		AWAY		0- 2		1- 1		2- 2											
2- 1		0- 0		0- 0		NEUTRAL		0- 0		0- 0		2- 1											
7- 5		0- 0		0- 0		NON-CONFERENCE		0- 2		0- 1		7- 2											
5- 2		0- 0		0- 0		HOME		0- 0		0- 1		5- 1											
0- 2		0- 0		0- 0		AWAY		0- 2		0- 0		0- 0											
2- 1		0- 0		0- 0		NEUTRAL		0- 0		0- 0		2- 1											
7- 7		0- 3		0- 0		CONFERENCE		0- 0		2- 2		5- 2											
4- 3		0- 2		0- 0		HOME		0- 0		1- 1		3- 0											
3- 4		0- 1		0- 0		AWAY		0- 0		1- 1		2- 2											
0- 0		0- 0		0- 0		NEUTRAL		0- 0		0- 0		0- 0											
RPI	S	Opponent		Score		RPI	S	Opponent		Score		RPI	S	Opponent		Score							
16	H	Creighton		0 3								106	A	St. John's (NY)		2 3							
18	A	Marquette		0 3								106	H	St. John's (NY)		3 2							
18	H	Marquette		0 3								122	H	UNCW		2 3							
												123	A	Villanova		3 2							
												123	H	Villanova		0 3							
												168	N	Idaho St.		3 2							
												176	A	Xavier		3 0							
												190	N	Abilene Christian		1 3							
												192	N	Winthrop		3 1							
												200	A	Butler		3 0							
												205	H	George Mason		3 1							
												208	A	Seton Hall		0 3							
												208	H	Seton Hall		3 0							
												209	H	Loyola Maryl and		3 0							
												246	A	DePaul		1 3							
												246	H	DePaul		3 0							
												273	H	Alabama A&M		3 1							
												277	H	Providence		3 1							
												280	H	Penn		2 3							
												289	H	Morgan St.		3 0							
												330	H	Norfol k St.		3 0							
LAST 10 GAMES																							
209 H Loyol a Maryl and						3 0						106 A St. John's (NY)						2 3					
289 H Morgan St.						3 0						208 A Seton Hall						0 3					
18 H Marquette						0 3						277 H Providence						3 1					
246 H DePaul						3 0						16 H Creighton						0 3					
123 H Villanova						0 3						176 A Xavier						3 0					

Non-Div. I Games:

Georgetown

Average RPI Win:	195	WON-LOST RECORD	WINNING PCT. RANK	LAST 10 GAMES	STRENGTH OF SCHEDULE	OPP. STRENGTH OF SCHEDULE	TEAM RPI	ADJ RPI	CONF. RPI	ADJ CONF. RPI	
Average RPI Loss:	122										
DIV. I ONLY	13- 14	.48148	184	1-9	131	137	158	.50589	158	12	12
DIV. I NON-CONF.	10- 4	.71429	68	0	174	183	91	.54935	93	11	11
<hr/>											
TOTALS	RPI 1-25	RPI 26-50		W-L RECORDS	RPI 51-100		RPI 101-150		RPI 150+		
13- 14	0- 0	0- 2		OVERALL	1- 4		3- 5		9- 3		
9- 6	0- 0	0- 1		HOME	0- 3		3- 1		6- 1		
1- 7	0- 0	0- 1		AWAY	0- 1		0- 3		1- 2		
3- 1	0- 0	0- 0		NEUTRAL	1- 0		0- 1		2- 0		
<hr/>											
10- 4	0- 0	0- 0		NON-CONFERENCE	1- 2		2- 1		7- 1		
6- 2	0- 0	0- 0		HOME	0- 2		2- 0		4- 0		
1- 1	0- 0	0- 0		AWAY	0- 0		0- 0		1- 1		
3- 1	0- 0	0- 0		NEUTRAL	1- 0		0- 1		2- 0		
<hr/>											
3- 10	0- 0	0- 2		CONFERENCE	0- 2		1- 4		2- 2		
3- 4	0- 0	0- 1		HOME	0- 1		1- 1		2- 1		
0- 6	0- 0	0- 1		AWAY	0- 1		0- 3		0- 1		
0- 0	0- 0	0- 0		NEUTRAL	0- 0		0- 0		0- 0		
<hr/>											
RPI	S	Opponent	Score	RPI	S	Opponent	Score	RPI	S	Opponent	Score
				38	A	Colorado St.	0 3	65	N	Maryl and	3 2
				38	H	Colorado St.	0 3	68	H	Valparaiso	1 3
								91	A	Wyoming	2 3
								91	H	Wyoming	2 3
								97	H	Navy	2 3

Non-Div. I Games:

Air Force

[illegible]

Non-Div. I Games:	Spring Hill	3	0
-------------------	-------------	---	---

Southern Mi ss.

Average RPI Win: 228		WON-LOST	WINNING	LAST 10	STRENGTH OF		OPP. STRENGTH	TEAM	ADJ	CONF.	ADJ CONF.
Average RPI Loss: 112		RECORD	PCT. RANK	GAMES	SCHEDULE		OF SCHEDULE	RPI	RPI	RPI	RPI
DIV. I ONLY		15- 12	.55556	139	5-5		203	166	160	.50471	160
DIV. I NON-CONF.		7- 6	.53846	162	0		279	231	214	.46824	214
TOTALS		RPI 1-25	RPI 26-50		W-L RECORDS		RPI 51-100		RPI 101-150		RPI 150+
15- 12	0- 0	0- 0		OVERALL		1- 6		2- 4		12- 2	
6- 4	0- 0	0- 0		HOME		0- 3		1- 0		5- 1	
6- 5	0- 0	0- 0		AWAY		1- 1		1- 3		4- 1	
3- 3	0- 0	0- 0		NEUTRAL		0- 2		0- 1		3- 0	
7- 6	0- 0	0- 0		NON-CONFERENCE		0- 2		0- 3		7- 1	
2- 1	0- 0	0- 0		HOME		0- 0		0- 0		2- 1	
2- 2	0- 0	0- 0		AWAY		0- 0		0- 2		2- 0	
3- 3	0- 0	0- 0		NEUTRAL		0- 2		0- 1		3- 0	
8- 6	0- 0	0- 0		CONFERENCE		1- 4		2- 1		5- 1	
4- 3	0- 0	0- 0		HOME		0- 3		1- 0		3- 0	
4- 3	0- 0	0- 0		AWAY		1- 1		1- 1		2- 1	
0- 0	0- 0	0- 0		NEUTRAL		0- 0		0- 0		0- 0	
RPI S Opponent	Score	RPI S Opponent	Score	RPI S Opponent	Score	RPI S Opponent	Score	RPI S Opponent	Score	RPI S Opponent	Score
				53 A James Madison	1 3	122 A UNCW	1 3				
				53 H James Madison	0 3	134 A South Dakota	0 3				
				69 A Col. of Charleston	3 0	138 A North Texas	0 3				
				69 H Col. of Charleston	0 3	145 A Towson	3 2				
				79 N Michigan St.	0 3	145 H Towson	3 2				
				82 H Hofstra	0 3	149 N Northern Colo.	0 3				
				90 N California	0 3	161 H Harvard	1 3				
						182 H Boston College	3 1				
						207 A New Hampshire	3 1				
						219 A Delaware	2 3				
						219 H Delaware	3 0				
						220 A Elon	3 0				
						220 H Elon	3 2				
						238 N Central Conn. St.	3 1				
						263 A Fairfield	3 1				
						275 A William & Mary	3 0				
						275 H William & Mary	3 1				
						316 N Nicholls St.	3 2				
						324 H UMass Lowell	3 1				
						326 N Grambling	3 0				
LAST 10 GAMES				69 H Col. of Charleston	0 3	53 H James Madison	0 3				
				219 H Delaware	3 0	82 H Hofstra	0 3				
				275 A William & Mary	3 0	219 A Delaware	2 3				
				220 A Elon	3 0	69 A Col. of Charleston	3 0				
				145 H Towson	3 2	122 A UNCW	1 3				

Non-Div. I Games:

Northeastern

[illegible]

Non-Div. I Games:

Harvard

Average RPI Win:		253	WON-LOST RECORD		WINNING PCT. RANK		LAST 10 GAMES		STRENGTH OF SCHEDULE		OPP. STRENGTH OF SCHEDULE		TEAM RPI		ADJ RPI		CONF. RPI		ADJ CONF. RPI	
DIV. I ONLY			17- 9		.65385 87		8-2		277		229		162		.50114 162		19		19	
DIV. I NON-CONF.			8- 6		.57143 146		1-0		284		254		213		.46855 213		16		16	
TOTALS		RPI 1-25		RPI 26-50		W-L RECORDS		RPI 51-100		RPI 101-150		RPI 150+								
17- 9		0- 0		0- 1		OVERALL		0- 2		0- 3		17- 3								
10- 1		0- 0		0- 1		HOME		0- 0		0- 0		10- 0								
5- 5		0- 0		0- 0		AWAY		0- 1		0- 1		5- 3								
2- 3		0- 0		0- 0		NEUTRAL		0- 1		0- 2		2- 0								
8- 6		0- 0		0- 0		NON-CONFERENCE		0- 1		0- 3		8- 2								
4- 0		0- 0		0- 0		HOME		0- 0		0- 0		4- 0								
2- 3		0- 0		0- 0		AWAY		0- 0		0- 1		2- 2								
2- 3		0- 0		0- 0		NEUTRAL		0- 1		0- 2		2- 0								
9- 3		0- 0		0- 1		CONFERENCE		0- 1		0- 0		9- 1								
6- 1		0- 0		0- 1		HOME		0- 0		0- 0		6- 0								
3- 2		0- 0		0- 0		AWAY		0- 1		0- 0		3- 1								
0- 0		0- 0		0- 0		NEUTRAL		0- 0		0- 0		0- 0								
RPI	S	Opponent	Score	RPI	S	Opponent	Score	RPI	S	Opponent	Score	RPI	S	Opponent	Score					
				37	H	Dayton	0 3	68	N	Valparaiso	0 3	110	N	Ball St.	0 3					
								75	A	VCU	1 3	123	N	Villanova	0 3					
												145	A	Towson	1 3					
												186	A	Davidsen	3 0					
												205	H	George Mason	3 0					
												209	A	Loyola Maryland	3 0					
												219	A	Delaware	1 3					
												223	H	Saint Louis	3 1					
												225	A	Duquesne	1 3					
												225	H	Duquesne	3 0					
												236	H	George Washington	3 1					
												240	H	Kent St.	3 0					
												246	H	DePaul	3 1					
												248	A	Central Mich.	1 3					
												250	H	Rider	3 2					
												259	A	Rhode Island	3 0					
												259	H	Rhode Island	3 0					
												262	A	Fordham	3 1					
												262	H	Fordham	3 1					
												289	N	Morgan St.	3 0					
												292	N	UMBC	3 2					
												328	H	NJIT	3 0					
												334	A	Delaware St.	3 1					
LAST 10 GAMES				LAST 10 GAMES				LAST 10 GAMES				LAST 10 GAMES								
				209	A	Loyola Maryland	3 0	236	H	George Washington	3 1									
				225	H	Duquesne	3 0	334	A	Delaware St.	3 1									
				259	H	Rhode Island	3 0	225	A	Duquesne	1 3									
				262	H	Fordham	3 1	37	H	Dayton	0 3									
				205	H	George Mason	3 0	223	H	Saint Louis	3 1									

Non-Div. I Games:

La Salle

Average RPI Win:		216	WON-LOST RECORD		WINNING PCT. RANK		LAST 10 GAMES		STRENGTH OF SCHEDULE		OPP. STRENGTH OF SCHEDULE		TEAM RPI		ADJ RPI		CONF. RPI		ADJ CONF. RPI				
DIV. I ONLY			11- 14		.44 212		4-6		121		129		163		.49908 163		7 7						
DIV. I NON-CONF.			7- 5		.58333 138		0		179		272		156		.50716 155		7 7						
TOTALS		RPI 1-25		RPI 26-50				W-L RECORDS				RPI 51-100				RPI 101-150				RPI 150+			
11- 14		0- 2		0- 3				OVERALL				0- 2				4- 4				7- 3			
7- 7		0- 2		0- 1				HOME				0- 2				2- 1				5- 1			
2- 6		0- 0		0- 2				AWAY				0- 0				2- 2				0- 2			
2- 1		0- 0		0- 0				NEUTRAL				0- 0				0- 1				2- 0			
7- 5		0- 0		0- 1				NON-CONFERENCE				0- 0				1- 2				6- 2			
4- 3		0- 0		0- 1				HOME				0- 0				0- 1				4- 1			
1- 1		0- 0		0- 0				AWAY				0- 0				1- 0				0- 1			
2- 1		0- 0		0- 0				NEUTRAL				0- 0				0- 1				2- 0			
4- 9		0- 2		0- 2				CONFERENCE				0- 2				3- 2				1- 1			
3- 4		0- 2		0- 0				HOME				0- 2				2- 0				1- 0			
1- 5		0- 0		0- 2				AWAY				0- 0				1- 2				0- 1			
0- 0		0- 0		0- 0				NEUTRAL				0- 0				0- 0				0- 0			
RPI	S	Opponent		Score		RPI	S	Opponent		Score		RPI	S	Opponent		Score		RPI	S	Opponent		Score	
11	H	UCF		0 3		44	H	SFA		0 3		70	H	Tulane		1 3		108	N	Central Ark.		0 3	
23	H	Cincinnati		1 3		45	A	Wichita St.		0 3		99	H	South Fla.		0 3		111	H	Arkansas St.		0 3	
						47	A	Tulsa		0 3								114	A	Ole Miss		3 2	
																		143	A	SMU		2 3	
																		143	H	SMU		3 2	
																		147	A	UConn		3 2	
																		148	A	Houston		1 3	
																		148	H	Houston		3 1	
																		173	N	UAB		3 0	
																		174	A	Temple		0 3	
																		206	H	East Carolina		3 2	
																		215	A	UT Martin		2 3	
																		251	H	La. -Monroe		3 2	
																		272	N	Florida A&M		3 1	
																		273	H	Alabama A&M		2 3	
																		300	H	Tennessee Tech		3 1	
																		308	H	North Ala.		3 0	
																		313	H	Ark. -Pine Bluff		3 0	
						LAST 10 GAMES																	
						273 H Alabama A&M 2 3						147 A UConn 3 2											
						148 A Houston 1 3						174 A Temple 0 3											
						143 A SMU 2 3						143 H SMU 3 2											
						206 H East Carolina 3 2						148 H Houston 3 1											
						23 H Cincinnati 1 3						70 H Tulane 1 3											

Non-Div. I Games:

Memphis

Average RPI Win:	249	WON-LOST RECORD	WINNING PCT. RANK	LAST 10 GAMES	STRENGTH OF SCHEDULE	OPP. STRENGTH OF SCHEDULE	TEAM RPI	ADJ RPI	CONF. RPI	ADJ CONF. RPI	
DIV. I ONLY	13- 13	.5	163	5-5	172	195	165	.49725	164	24	24
DIV. I NON-CONF.	5- 7	.41667	217	0	81	88	143	.51423	142	25	25
<hr/>											
TOTALS	RPI 1-25	RPI 26-50		W-L RECORDS	RPI 51-100		RPI 101-150		RPI 150+		
13- 13	0- 0	0- 2		OVERALL	0- 6		0- 3		13- 2		
5- 5	0- 0	0- 1		HOME	0- 3		0- 1		5- 0		
3- 7	0- 0	0- 0		AWAY	0- 3		0- 2		3- 2		
5- 1	0- 0	0- 1		NEUTRAL	0- 0		0- 0		5- 0		
<hr/>											
5- 7	0- 0	0- 2		NON-CONFERENCE	0- 4		0- 1		5- 0		
0- 3	0- 0	0- 1		HOME	0- 2		0- 0		0- 0		
0- 3	0- 0	0- 0		AWAY	0- 2		0- 1		0- 0		
5- 1	0- 0	0- 1		NEUTRAL	0- 0		0- 0		5- 0		
<hr/>											
8- 6	0- 0	0- 0		CONFERENCE	0- 2		0- 2		8- 2		
5- 2	0- 0	0- 0		HOME	0- 1		0- 1		5- 0		
3- 4	0- 0	0- 0		AWAY	0- 1		0- 1		3- 2		
0- 0	0- 0	0- 0		NEUTRAL	0- 0		0- 0		0- 0		
<hr/>											
RPI	S	Opponent	Score	RPI	S	Opponent	Score	RPI	S	Opponent	Score
				26	N	South Carolina	0 3	56	H	Northwestern	0 3
				44	H	SFA	1 3	60	H	Princeton	0 3
								65	A	Maryland	0 3
								90	A	California	0 3
								97	A	Navy	0 3
								97	H	Navy	2 3
								103	A	American	1 3
								103	H	American	0 3
								107	A	Stony Brook	0 3
								184	H	Lehigh	3 2
								195	N	Liberty	3 2
								204	N	Bryant	3 1
								209	A	Loyola Maryland	0 3
								210	N	Rutgers	3 1
								214	A	Army West Point	3 0
								214	H	Army West Point	3 0
								219	N	Delaware	3 0
								260	N	Chicago St.	3 2
								271	A	Holy Cross	1 3
								271	H	Holy Cross	3 0
								312	A	Bucknell I	3 0
								312	H	Bucknell I	3 0
								320	A	Lafayette	3 0
								320	H	Lafayette	3 0
<hr/>											
LAST 10 GAMES											
				97	H	Navy	2 3	214	H	Army West Point	3 0
				103	H	American	0 3	209	A	Loyola Maryland	0 3
				320	A	Lafayette	3 0	184	H	Lehigh	3 2
				312	A	Bucknell I	3 0	103	A	American	1 3
				271	H	Holy Cross	3 0	97	A	Navy	0 3

Non-Div. I Games:

Colgate

Average RPI Win:		169	WON-LOST RECORD		WINNING PCT. RANK		LAST 10 GAMES		STRENGTH OF SCHEDULE		OPP. STRENGTH OF SCHEDULE		TEAM RPI		ADJ RPI		CONF. RPI		ADJ CONF. RPI				
DIV. I ONLY			8- 16		.33333 253		4-6		83		44		164		.49641 165		5		5				
DIV. I NON-CONF.			3- 8		.27273 266		0		123		44		219		.4647 220		5		5				
TOTALS		RPI 1-25		RPI 26-50		W-L RECORDS		RPI 51-100		RPI 101-150		RPI 150+											
8- 16		0- 3		0- 6		OVERALL		3- 4		0- 2		5- 1											
3- 4		0- 1		0- 1		HOME		1- 2		0- 0		2- 0											
3- 8		0- 1		0- 4		AWAY		0- 1		0- 1		3- 1											
2- 4		0- 1		0- 1		NEUTRAL		2- 1		0- 1		0- 0											
3- 8		0- 1		0- 3		NON-CONFERENCE		2- 2		0- 1		1- 1											
0- 0		0- 0		0- 0		HOME		0- 0		0- 0		0- 0											
1- 4		0- 0		0- 2		AWAY		0- 1		0- 0		1- 1											
2- 4		0- 1		0- 1		NEUTRAL		2- 1		0- 1		0- 0											
5- 8		0- 2		0- 3		CONFERENCE		1- 2		0- 1		4- 0											
3- 4		0- 1		0- 1		HOME		1- 2		0- 0		2- 0											
2- 4		0- 1		0- 2		AWAY		0- 0		0- 1		2- 0											
0- 0		0- 0		0- 0		NEUTRAL		0- 0		0- 0		0- 0											
RPI	S	Opponent		Score		RPI	S	Opponent		Score		RPI	S	Opponent		Score							
3	A	BYU		0 3		27	A	UCLA		1 3		54	H	Pepperdine		1 3		127	N	Northern Ariz.		0 3	
3	H	BYU		0 3		27	A	UCLA		1 3		59	H	Portland		0 3		142	A	Paci fic		2 3	
25	N	Texas St.		0 3		40	A	San Di ego		0 3		63	H	Loyola Marymount		3 0		181	A	San Francis sco		3 1	
						40	H	San Di ego		0 3		74	N	Iowa St.		1 3		181	H	San Francis sco		3 0	
						42	A	Saint Mary' s (CA)		0 3		77	A	Arizona St.		1 3		224	A	Santa Clara		3 2	
						43	N	Utah		0 3		90	N	California		3 2		224	H	Santa Clara		3 2	
												98	N	Fresno St.		3 1		288	A	Montana		2 3	
																		293	A	Portland St.		3 0	

Non-Div. I Games:

Gonzaga

Average RPI Win: 219		WON-LOST	WINNING	LAST 10	STRENGTH OF		OPP. STRENGTH	TEAM	ADJ	CONF.	ADJ CONF.
Average RPI Loss: 131		RECORD	PCT. RANK	GAMES	SCHEDULE		OF SCHEDULE	RPI	RPI	RPI	RPI
DIV. I ONLY		11- 13	.45833	205	4-6		135	190	167	.49565	166
DIV. I NON-CONF.		7- 5	.58333	138	0		227	242	173	.49757	173
TOTALS		RPI 1-25	RPI 26-50		W-L RECORDS		RPI 51-100		RPI 101-150		RPI 150+
11- 13	0- 0	0- 0		OVERALL		0- 5		3- 4		8- 4	
5- 6	0- 0	0- 0		HOME		0- 2		2- 2		3- 2	
2- 5	0- 0	0- 0		AWAY		0- 3		0- 1		2- 1	
4- 2	0- 0	0- 0		NEUTRAL		0- 0		1- 1		3- 1	
7- 5	0- 0	0- 0		NON-CONFERENCE		0- 0		1- 2		6- 3	
2- 2	0- 0	0- 0		HOME		0- 0		0- 1		2- 1	
1- 1	0- 0	0- 0		AWAY		0- 0		0- 0		1- 1	
4- 2	0- 0	0- 0		NEUTRAL		0- 0		1- 1		3- 1	
4- 8	0- 0	0- 0		CONFERENCE		0- 5		2- 2		2- 1	
3- 4	0- 0	0- 0		HOME		0- 2		2- 1		1- 1	
1- 4	0- 0	0- 0		AWAY		0- 3		0- 1		1- 0	
0- 0	0- 0	0- 0		NEUTRAL		0- 0		0- 0		0- 0	
RPI S	Opponent	Score	RPI S	Opponent	Score	RPI S	Opponent	Score	RPI S	Opponent	Score
						81 A	New Mexico St.	0 3	109 H	Utah Valley	0 3
						85 A	UTRGV	1 3	118 A	California Baptist	1 3
						85 H	UTRGV	0 3	118 H	California Baptist	3 0
						89 A	UMKC	0 3	131 H	CSU Bakersfield	3 2
						89 H	UMKC	1 3	136 H	Idaho	2 3
									139 N	UT Arlington	1 3
									144 N	New Mexico	3 2
									155 N	Sam Houston St.	0 3
									182 H	Boston College	0 3
									213 N	Columbia	3 0
									219 A	Delaware	0 3
									222 H	Seattle U	1 3
									224 A	Santa Clara	3 2
									244 N	Marist	3 2
									245 H	Jacksonville St.	3 0
									260 A	Chicago St.	3 0
									260 H	Chicago St.	3 0
									282 H	Southern Utah	3 2
									284 N	Belmont	3 0
LAST 10 GAMES											
						118 H	California Baptist	3 0	260 H	Chicago St.	3 0
						85 H	UTRGV	0 3	131 H	CSU Bakersfield	3 2
						222 H	Seattle U	1 3	109 H	Utah Valley	0 3
						260 A	Chicago St.	3 0	118 A	California Baptist	1 3
						89 A	UMKC	0 3	81 A	New Mexico St.	0 3

Non-Div. I Games:

Grand Canyon

Average RPI Win:	278	WON-LOST RECORD	WINNING PCT. RANK	LAST 10 GAMES	STRENGTH OF SCHEDULE	OPP. STRENGTH OF SCHEDULE	TEAM RPI	ADJ RPI	CONF. RPI	ADJ CONF. RPI	
Average RPI Loss:	134										
DIV. I ONLY	14- 7	.66667	78	9-1	287	285	168	.49547	167	29	29
DIV. I NON-CONF.	3- 6	.33333	247	0	150	159	226	.46075	225	29	29
<hr/>											
TOTALS	RPI 1-25	RPI 26-50		W-L RECORDS	RPI 51-100		RPI 101-150		RPI 150+		
14- 7	0- 0	0- 0		OVERALL	0- 4		0- 1		14- 2		
7- 3	0- 0	0- 0		HOME	0- 1		0- 0		7- 2		
5- 2	0- 0	0- 0		AWAY	0- 1		0- 1		5- 0		
2- 2	0- 0	0- 0		NEUTRAL	0- 2		0- 0		2- 0		
<hr/>											
3- 6	0- 0	0- 0		NON-CONFERENCE	0- 4		0- 1		3- 1		
1- 2	0- 0	0- 0		HOME	0- 1		0- 0		1- 1		
0- 2	0- 0	0- 0		AWAY	0- 1		0- 1		0- 0		
2- 2	0- 0	0- 0		NEUTRAL	0- 2		0- 0		2- 0		
<hr/>											
11- 1	0- 0	0- 0		CONFERENCE	0- 0		0- 0		11- 1		
6- 1	0- 0	0- 0		HOME	0- 0		0- 0		6- 1		
5- 0	0- 0	0- 0		AWAY	0- 0		0- 0		5- 0		
0- 0	0- 0	0- 0		NEUTRAL	0- 0		0- 0		0- 0		
<hr/>											
RPI	S	Opponent	Score	RPI	S	Opponent	Score	RPI	S	Opponent	Score
				57 N Indiana 1 3				112 A UNLV 0 3			
				59 A Portland 0 3				204 H Bryant 3 1			
				91 N Wyoming 0 3				232 A Sacred Heart 3 0			
				99 H South Fla. 1 3				232 H Sacred Heart 3 2			
								236 H George Washington 2 3			
								238 H Central Conn. St. 3 1			
								257 N Montana St. 3 2			
								271 H Holy Cross 3 1			
								282 N Southern Utah 3 0			
								286 A Robert Morris 3 1			
				286 H Robert Morris 1 3							
				297 A Saint Francis (PA) 3 2							
				297 H Saint Francis (PA) 3 0							
				315 A St. Francis Brooklyn 3 1							
				315 H St. Francis Brooklyn 3 0							
				332 A Fairleigh Dickinson 3 0							
				332 H Fairleigh Dickinson 3 0							
<hr/>											
LAST 10 GAMES											
315 A St. Francis Brooklyn 3 1				315 H St. Francis Brooklyn 3 0							
286 H Robert Morris 1 3				286 A Robert Morris 3 1							
297 H Saint Francis (PA) 3 0				297 A Saint Francis (PA) 3 2							
232 H Sacred Heart 3 2				238 H Central Conn. St. 3 1							
332 H Fairleigh Dickinson 3 0				204 H Bryant 3 1							

Non-Div. I Games:

LIU Brooklyn

Average RPI Win: 232		WON-LOST	WINNING	LAST 10	STRENGTH OF		OPP. STRENGTH	TEAM	ADJ	CONF.	ADJ CONF.
Average RPI Loss: 155		RECORD	PCT. RANK	GAMES	SCHEDULE		OF SCHEDULE	RPI	RPI	RPI	RPI
DIV. I ONLY		15- 12	.55556	139	5-5		223	260	169	.49464	168
DIV. I NON-CONF.		6- 7	.46154	191	0		242	256	228	.45947	227
TOTALS		RPI 1-25	RPI 26-50		W-L RECORDS		RPI 51-100		RPI 101-150		RPI 150+
15- 12	0- 0	0- 1		OVERALL		0- 1		5- 5		10- 5	
5- 5	0- 0	0- 0		HOME		0- 0		2- 3		3- 2	
6- 6	0- 0	0- 1		AWAY		0- 1		3- 2		3- 2	
4- 1	0- 0	0- 0		NEUTRAL		0- 0		0- 0		4- 1	
6- 7	0- 0	0- 1		NON-CONFERENCE		0- 1		0- 2		6- 3	
2- 2	0- 0	0- 0		HOME		0- 0		0- 1		2- 1	
0- 4	0- 0	0- 1		AWAY		0- 1		0- 1		0- 1	
4- 1	0- 0	0- 0		NEUTRAL		0- 0		0- 0		4- 1	
9- 5	0- 0	0- 0		CONFERENCE		0- 0		5- 3		4- 2	
3- 3	0- 0	0- 0		HOME		0- 0		2- 2		1- 1	
6- 2	0- 0	0- 0		AWAY		0- 0		3- 1		3- 1	
0- 0	0- 0	0- 0		NEUTRAL		0- 0		0- 0		0- 0	
RPI S Opponent	Score	RPI S Opponent	Score	RPI S Opponent	Score	RPI S Opponent	Score	RPI S Opponent	Score	RPI S Opponent	Score
		46 A Denver	0 3			92 A Georgia Tech	1 3	109 A Utah Valley	1 3	125 H Boise St.	1 3
								127 A Northern Ari z.	3 2	127 H Northern Ari z.	1 3
								133 A Weber St.	3 2	133 H Weber St.	1 3
								136 A Idaho	0 3	136 H Idaho	3 1
								149 A Northern Colo.	3 1	149 H Northern Colo.	3 0
								157 N Georgetown	2 3	175 A Sacramento St.	0 3
								190 N Abilene Christian	3 2	192 H Winthrop	3 2
								222 A Seattle U	2 3	254 H UC Ri versi de	0 3
								269 H Milwaukee	3 0	282 A Southern Utah	3 0
								282 H Southern Utah	2 3	293 A Portland St.	3 2
								300 N Tennessee Tech	3 0	304 A Eastern Wash.	3 0
								304 H Eastern Wash.	3 0	323 N Saint Peter's	3 0
								332 N Fairleigh Dickinson	3 0		
		LAST 10 GAMES									
		149 A Northern Colo.	3 1			282 H Southern Utah	2 3				
		133 A Weber St.	3 2			293 A Portland St.	3 2				
		304 A Eastern Wash.	3 0			175 A Sacramento St.	0 3				
		136 A Idaho	0 3			149 H Northern Colo.	3 0				
		127 H Northern Ari z.	1 3			133 H Weber St.	1 3				

Non-Div. I Games:

Idaho St.

Average RPI Win:	239	WON-LOST RECORD	WINNING PCT. RANK	LAST 10 GAMES	STRENGTH OF SCHEDULE	OPP. STRENGTH OF SCHEDULE	TEAM RPI	ADJ RPI	CONF. RPI	ADJ CONF. RPI	
DIV. I ONLY	15- 14	.51724	161	4-6	180	240	166	.49448	169	14	14
DIV. I NON-CONF.	10- 6	.625	118	0	214	292	160	.50455	162	13	13
<hr/>											
TOTALS	RPI 1-25	RPI 26-50		W-L RECORDS	RPI 51-100		RPI 101-150		RPI 150+		
15- 14	0- 0	0- 3		OVERALL	1- 3		1- 2		13- 6		
6- 4	0- 0	0- 0		HOME	0- 2		1- 1		5- 1		
5- 8	0- 0	0- 3		AWAY	1- 1		0- 1		4- 3		
4- 2	0- 0	0- 0		NEUTRAL	0- 0		0- 0		4- 2		
10- 6	0- 0	0- 1		NON-CONFERENCE	1- 0		0- 1		9- 4		
2- 2	0- 0	0- 0		HOME	0- 0		0- 1		2- 1		
4- 2	0- 0	0- 1		AWAY	1- 0		0- 0		3- 1		
4- 2	0- 0	0- 0		NEUTRAL	0- 0		0- 0		4- 2		
5- 8	0- 0	0- 2		CONFERENCE	0- 3		1- 1		4- 2		
4- 2	0- 0	0- 0		HOME	0- 2		1- 0		3- 0		
1- 6	0- 0	0- 2		AWAY	0- 1		0- 1		1- 2		
0- 0	0- 0	0- 0		NEUTRAL	0- 0		0- 0		0- 0		
RPI	S	Opponent	Score	RPI	S	Opponent	Score	RPI	S	Opponent	Score
				26	A	South Carolina	1 3	72	H	UTSA	2 3
				31	A	Rice	0 3	86	A	Fla. Atlantic	2 3
				50	A	Western Ky.	2 3	86	H	Fla. Atlantic	2 3
								99	A	South Fla.	3 2
								128	H	Virginia Tech	2 3
								138	A	North Texas	2 3
								146	H	FIU	3 0
								159	A	Southern Miss.	1 3
								173	H	UAB	3 0
								186	A	Davidson	2 3
								204	N	Bryant	3 2
								206	A	East Carolina	3 0
								216	A	Marshall	3 2
								217	N	North Dakota	2 3
								220	H	Elon	1 3
								244	N	Marist	3 0
								249	A	UTEP	0 3
								255	H	Presbyterian	3 0
								262	A	Fordham	3 1
								270	N	New Orleans	3 2
								283	H	USC Upstate	3 1
								285	H	Middle Tenn.	3 0
								304	N	Eastern Wash.	1 3
								306	H	Louisiana Tech	3 0
								310	N	Gardner-Webb	3 0
								322	A	N.C. Central	3 0
LAST 10 GAMES											
				322	A	N.C. Central	3 0	146	H	FIU	3 0
				99	A	South Fla.	3 2	86	A	Fla. Atlantic	2 3
				249	A	UTEP	0 3	72	H	UTSA	2 3
				31	A	Rice	0 3	173	H	UAB	3 0
				306	H	Louisiana Tech	3 0	285	H	Middle Tenn.	3 0

Non-Div. I Games:

Charlotte

Average RPI Win:		194	WON-LOST RECORD		WINNING PCT. RANK		LAST 10 GAMES		STRENGTH OF SCHEDULE		OPP. STRENGTH OF SCHEDULE		TEAM RPI		ADJ RPI		CONF. RPI		ADJ CONF. RPI		
DIV. I ONLY			7- 18		.28 278		2-8		38		94		171		.49391 170		9		9		
DIV. I NON-CONF.			4- 8		.33333 247		0		64		84		167		.50198 167		10		10		
TOTALS		RPI 1-25		RPI 26-50		W-L RECORDS		RPI 51-100		RPI 101-150		RPI 150+									
7- 18		0- 4		0- 1		OVERALL		0- 8		3- 4		4- 1									
4- 6		0- 1		0- 0		HOME		0- 3		2- 2		2- 0									
2- 7		0- 1		0- 0		AWAY		0- 4		1- 2		1- 0									
1- 5		0- 2		0- 1		NEUTRAL		0- 1		0- 0		1- 1									
4- 8		0- 2		0- 1		NON-CONFERENCE		0- 2		2- 2		2- 1									
1- 1		0- 0		0- 0		HOME		0- 0		1- 1		0- 0									
2- 2		0- 0		0- 0		AWAY		0- 1		1- 1		1- 0									
1- 5		0- 2		0- 1		NEUTRAL		0- 1		0- 0		1- 1									
3- 10		0- 2		0- 0		CONFERENCE		0- 6		1- 2		2- 0									
3- 5		0- 1		0- 0		HOME		0- 3		1- 1		2- 0									
0- 5		0- 1		0- 0		AWAY		0- 3		0- 1		0- 0									
0- 0		0- 0		0- 0		NEUTRAL		0- 0		0- 0		0- 0									
RPI	S	Opponent		Score		RPI	S	Opponent		Score		RPI	S	Opponent		Score					
21	N	Florida		0	3	39	N	Arizona		0	3	54	A	Pepperdine		1	3				
22	A	Cal Poly		0	3							125	A	Boise St.		0	3				
22	H	Cal Poly		0	3							55	A	Hawaii		1	3				
24	N	Washington		0	3							55	H	Hawaii		0	3				
												59	N	Portland		1	3				
												80	A	UC Irvine		1	3				
												80	H	UC Irvine		0	3				
												93	A	UC Santa Barbara		0	3				
												93	H	UC Santa Barbara		2	3				
LAST 10 GAMES																					
55 H Hawai i						0	3	22 H Cal Poly						0	3						
254 H UC Ri versi de						3	1	55 A Hawai i						1	3						
126 A UC Davi s						1	3	80 H UC Irvi ne						0	3						
80 A UC Irvi ne						1	3	126 H UC Davi s						3	2						
93 H UC Santa Barbara						2	3	93 A UC Santa Barbara						0	3						

Non-Div. I Games:

CSUN

Average RPI Win:		186	WON-LOST RECORD		WINNING PCT. RANK		LAST 10 GAMES		STRENGTH OF SCHEDULE		OPP. STRENGTH OF SCHEDULE		TEAM RPI		ADJ RPI		CONF. RPI		ADJ CONF. RPI	
Average RPI Loss:		69																		
DIV. I ONLY			6- 17		.26087 287		1-9		55		49		177		.49357 171		6		6	
DIV. I NON-CONF.			4- 5		.44444 210		0		57		36		108		.54161 106		6		6	
TOTALS		RPI 1-25		RPI 26-50		W-L RECORDS		RPI 51-100		RPI 101-150		RPI 150+								
6- 17		0- 3		0- 7		OVERALL		2- 3		0- 2		4- 2								
4- 6		0- 1		0- 3		HOME		1- 1		0- 0		3- 1								
1- 8		0- 0		0- 4		AWAY		0- 1		0- 2		1- 1								
1- 3		0- 2		0- 0		NEUTRAL		1- 1		0- 0		0- 0								
4- 5		0- 2		0- 1		NON-CONFERENCE		1- 2		0- 0		3- 0								
2- 1		0- 0		0- 0		HOME		0- 1		0- 0		2- 0								
1- 1		0- 0		0- 1		AWAY		0- 0		0- 0		1- 0								
1- 3		0- 2		0- 0		NEUTRAL		1- 1		0- 0		0- 0								
2- 12		0- 1		0- 6		CONFERENCE		1- 1		0- 2		1- 2								
2- 5		0- 1		0- 3		HOME		1- 0		0- 0		1- 1								
0- 7		0- 0		0- 3		AWAY		0- 1		0- 2		0- 1								
0- 0		0- 0		0- 0		NEUTRAL		0- 0		0- 0		0- 0								
RPI	S	Opponent		Score		RPI	S	Opponent		Score		RPI	S	Opponent		Score				
4	N	Minnesota		1	3	32	A	Florida St.		1	3	102	A	Clemson		0	3			
7	N	Wisconsin		0	3	33	A	Syracuse		0	3	128	A	Virginia Tech		0	3			
9	H	Pittsburgh		0	3	36	H	Louisville		2	3	182	A	Boston College		0	3			
						41	H	Duke		0	3	211	H	UNC Greensboro		3	0			
						48	A	Miami (FL)		1	3	218	H	Wake Forest		3	0			
						49	H	Notre Dame		0	3	220	A	Elon		3	0			
						50	A	Colorado		0	3	221	H	Virginia		0	3			
												287	H	UMES		3	0			
LAST 10 GAMES						LAST 10 GAMES						LAST 10 GAMES								
						220	A	Elon		3	0	182	A	Boston College		0	3			
						218	H	Wake Forest		3	0	33	A	Syracuse		0	3			
						41	H	Duke		0	3	221	H	Virginia		0	3			
						102	A	Clemson		0	3	9	H	Pittsburgh		0	3			
						92	A	Georgia Tech		2	3	32	A	Florida St.		1	3			

Non-Div. I Games:

North Carolina

Average RPI Win:		240	WON-LOST RECORD		WINNING PCT. RANK		LAST 10 GAMES		STRENGTH OF SCHEDULE		OPP. STRENGTH OF SCHEDULE		TEAM RPI		ADJ RPI		CONF. RPI		ADJ CONF. RPI	
DIV. I ONLY			16- 12		.57143 127		5-5		244		255		172		.49327 172		18		18	
DIV. I NON-CONF.			8- 6		.57143 146		0		270		276		203		.47552 203		19		19	
TOTALS		RPI 1-25		RPI 26-50		W-L RECORDS		RPI 51-100		RPI 101-150		RPI 150+								
16- 12		0- 1		0- 0		OVERALL		0- 1		2- 5		14- 5								
9- 3		0- 0		0- 0		HOME		0- 1		2- 1		7- 1								
4- 7		0- 1		0- 0		AWAY		0- 0		0- 3		4- 3								
3- 2		0- 0		0- 0		NEUTRAL		0- 0		0- 1		3- 1								
8- 6		0- 1		0- 0		NON-CONFERENCE		0- 0		1- 2		7- 3								
4- 0		0- 0		0- 0		HOME		0- 0		1- 0		3- 0								
1- 4		0- 1		0- 0		AWAY		0- 0		0- 1		1- 2								
3- 2		0- 0		0- 0		NEUTRAL		0- 0		0- 1		3- 1								
8- 6		0- 0		0- 0		CONFERENCE		0- 1		1- 3		7- 2								
5- 3		0- 0		0- 0		HOME		0- 1		1- 1		4- 1								
3- 3		0- 0		0- 0		AWAY		0- 0		0- 2		3- 1								
0- 0		0- 0		0- 0		NEUTRAL		0- 0		0- 0		0- 0								
RPI	S	Opponent		Score		RPI	S	Opponent		Score		RPI	S	Opponent		Score				
13	A	Mi chi gan		0 3																
</																				

Non-Div. I Games:

Eastern Mich.

Average RPI Win: 219		WON-LOST RECORD		WINNING PCT. RANK		LAST 10 GAMES		STRENGTH OF SCHEDULE		OPP. STRENGTH OF SCHEDULE		TEAM RPI		ADJ RPI		CONF. RPI		ADJ CONF. RPI			
DIV. I ONLY		13- 14		.48148 184		4-6		173		176		173		.49325 173		14		14			
DIV. I NON-CONF.		8- 6		.57143 146		0		139		212		137		.5195 137		13		13			
TOTALS		RPI 1-25		RPI 26-50		W-L RECORDS		RPI 51-100		RPI 101-150		RPI 150+									
13- 14		0- 0		1- 1		OVERALL		0- 4		1- 3		11- 6									
4- 2		0- 0		0- 0		HOME		0- 1		0- 1		4- 0									
3- 9		0- 0		1- 1		AWAY		0- 3		0- 2		2- 3									
6- 3		0- 0		0- 0		NEUTRAL		0- 0		1- 0		5- 3									
8- 6		0- 0		0- 0		NON-CONFERENCE		0- 2		1- 1		7- 3									
0- 0		0- 0		0- 0		HOME		0- 0		0- 0		0- 0									
2- 3		0- 0		0- 0		AWAY		0- 2		0- 1		2- 0									
6- 3		0- 0		0- 0		NEUTRAL		0- 0		1- 0		5- 3									
5- 8		0- 0		1- 1		CONFERENCE		0- 2		0- 2		4- 3									
4- 2		0- 0		0- 0		HOME		0- 1		0- 1		4- 0									
1- 6		0- 0		1- 1		AWAY		0- 1		0- 1		0- 3									
0- 0		0- 0		0- 0		NEUTRAL		0- 0		0- 0		0- 0									
RPI	S	Opponent		Score		RPI	S	Opponent		Score		RPI	S	Opponent		Score					
				31	A	Rice		1	3	72	H	UTSA		1	3	102	A	Clemson		1	3
				50	A	Western Ky.		3	1	76	A	TCU		0	3	108	N	Central Ark.		3	2
										79	A	Michigan St.		0	3	138	H	North Texas		2	3
										86	A	Fla. Atlantic		0	3	146	A	FIU		0	3
																156	N	Green Bay		3	0
																159	A	Southern Miss.		1	3
																163	N	Memphis		0	3
																169	A	Charlotte		0	3
																183	N	Western Mich.		1	3
																199	N	Albany (NY)		0	3
																215	A	UT Martin		3	1
																216	H	Marshall		3	0
																217	N	North Dakota		3	0
																246	N	Troy		3	0
																249	H	UTEP		3	1
																265	N	SIUE		3	1
																266	A	Alabama St.		3	0
																272	N	Florida A&M		3	0
																285	A	Middle Tenn.		0	3
																285	H	Middle Tenn.		3	0
																306	H	Louisiana Tech		3	2
LAST 10 GAMES																					
				76	A	TCU		0	3	138	H	North Texas		2	3						
				31	A	Rice		1	3	285	A	Middle Tenn.		0	3						
				159	A	Southern Miss.		1	3	169	A	Charlotte		0	3						
				285	H	Middle Tenn.		3	0	50	A	Western Ky.		3	1						
				306	H	Louisiana Tech		3	2	72	H	UTSA		1	3						

Non-Div. I Games:

UAB

Average RPI Win: 167		WON-LOST RECORD		WINNING PCT. RANK		LAST 10 GAMES		STRENGTH OF SCHEDULE		OPP. STRENGTH OF SCHEDULE		TEAM RPI		ADJ RPI		CONF. RPI		ADJ CONF. RPI											
DIV. I ONLY		5- 20		.2 311		1-9		25		67		178		.49289 174		7 7													
DIV. I NON-CONF.		3- 9		.25 271		0		39		60		172		.50079 169		7 7													
TOTALS		RPI 1-25		RPI 26-50		W-L RECORDS		RPI 51-100		RPI 101-150		RPI 150+																	
5- 20		0- 4		0- 3		OVERALL		1- 9		1- 3		3- 1																	
4- 10		0- 2		0- 0		HOME		1- 5		0- 2		3- 1																	
1- 6		0- 2		0- 2		AWAY		0- 1		1- 1		0- 0																	
0- 4		0- 0		0- 1		NEUTRAL		0- 3		0- 0		0- 0																	
3- 9		0- 1		0- 1		NON-CONFERENCE		1- 6		0- 1		2- 0																	
3- 4		0- 0		0- 0		HOME		1- 3		0- 1		2- 0																	
0- 1		0- 1		0- 0		AWAY		0- 0		0- 0		0- 0																	
0- 4		0- 0		0- 1		NEUTRAL		0- 3		0- 0		0- 0																	
2- 11		0- 3		0- 2		CONFERENCE		0- 3		1- 2		1- 1																	
1- 6		0- 2		0- 0		HOME		0- 2		0- 1		1- 1																	
1- 5		0- 1		0- 2		AWAY		0- 1		1- 1		0- 0																	
0- 0		0- 0		0- 0		NEUTRAL		0- 0		0- 0		0- 0																	
RPI	S	Opponent		Score		RPI	S	Opponent		Score		RPI	S	Opponent		Score													
11	A	UCF		1 3		43	N	Utah		2 3		57	N	Indiana		2 3		123	H	Villanova		1 3							
11	H	UCF		1 3		45	A	Wichita St.		0 3		60	H	Princeton		3 1		143	A	SMU		0 3							
17	A	Penn St.		0 3		47	A	Tulsa		0 3		63	H	Loyola Marymount		1 3		147	H	UConn		1 3							
23	H	Cincinnati		0 3								65	H	Maryland		0 3		148	A	Houston		3 2							
												66	N	High Point		0 3		163	H	Memphis		3 0							
												70	H	Tulane		0 3		206	H	East Carolina		1 3							
												82	H	Hofstra		2 3		207	H	New Hampshire		3 1							
												88	N	Texas A&M		0 3		259	H	Rhode Island		3 1							
												99	A	South Fla.		2 3													
												99	H	South Fla.		1 3													
						LAST 10 GAMES																							
						11 H UCF						1 3						163 H Memphis						3 0					
						99 H South Fla.						1 3						99 A South Fla.						2 3					
						45 A Wichita St.						0 3						11 A UCF						1 3					
						47 A Tulsa						0 3						206 H East Carolina						1 3					
						70 H Tulane						0 3						23 H Cincinnati						0 3					

Non-Div. I Games:

Temple

Average RPI Win: 232		WON-LOST	WINNING	LAST 10	STRENGTH OF		OPP. STRENGTH	TEAM	ADJ	CONF.	ADJ CONF.
Average RPI Loss: 132		RECORD	PCT. RANK	GAMES	SCHEDULE		OF SCHEDULE	RPI	RPI	RPI	RPI
DIV. I ONLY		15- 13	.53571	150	227		192	170	.49286	175	22
DIV. I NON-CONF.		5- 9	.35714	242	189		89	223	.46295	223	21
TOTALS		RPI 1-25	RPI 26-50		W-L RECORDS		RPI 51-100		RPI 101-150		RPI 150+
15- 13	0- 1	0- 2		OVERALL		1- 1		2- 5		12- 4	
10- 5	0- 0	0- 1		HOME		0- 0		2- 2		8- 2	
3- 6	0- 0	0- 1		AWAY		0- 0		0- 3		3- 2	
2- 2	0- 1	0- 0		NEUTRAL		1- 1		0- 0		1- 0	
5- 9	0- 1	0- 2		NON-CONFERENCE		1- 1		0- 2		4- 3	
3- 4	0- 0	0- 1		HOME		0- 0		0- 1		3- 2	
0- 3	0- 0	0- 1		AWAY		0- 0		0- 1		0- 1	
2- 2	0- 1	0- 0		NEUTRAL		1- 1		0- 0		1- 0	
10- 4	0- 0	0- 0		CONFERENCE		0- 0		2- 3		8- 1	
7- 1	0- 0	0- 0		HOME		0- 0		2- 1		5- 0	
3- 3	0- 0	0- 0		AWAY		0- 0		0- 2		3- 1	
0- 0	0- 0	0- 0		NEUTRAL		0- 0		0- 0		0- 0	
RPI S Opponent	Score		RPI S Opponent	Score		RPI S Opponent	Score		RPI S Opponent	Score	
24 N	Washington	0 3	39 H	Arizona	1 3	59 N	Portland	0 3	125 A	Boise St.	0 3
			46 A	Denver	2 3	93 N	UC Santa Barbara	3 0	126 H	UC Davis	1 3
									127 A	Northern Ari z.	0 3
									127 H	Northern Ari z.	3 2
									133 H	Weber St.	3 0
									136 A	Idaho	1 3
									136 H	Idaho	2 3
									168 H	Idaho St.	3 0
									170 H	CSUN	2 3
									222 H	Seattle U	2 3
									224 A	Santa Clara	0 3
									233 H	Nevada	3 1
									242 N	McNeese	3 1
									253 H	Utah St.	3 1
									254 H	UC Ri versi de	3 1
									257 A	Montana St.	3 1
									257 H	Montana St.	3 0
									282 A	Southern Utah	3 0
									282 H	Southern Utah	3 1
									288 A	Montana	2 3
									288 H	Montana	3 0
									304 A	Eastern Wash.	3 0
									304 H	Eastern Wash.	3 0
			LAST 10 GAMES								
			136 H	Idaho	2 3	257 H	Montana St.	3 0			
			304 H	Eastern Wash.	3 0	133 H	Weber St.	3 0			
			282 A	Southern Utah	3 0	168 H	Idaho St.	3 0			
			127 A	Northern Ari z.	0 3	304 A	Eastern Wash.	3 0			
			288 H	Montana	3 0	136 A	Idaho	1 3			

Non-Div. I Games:

Sacramento St.

Average RPI Win:		223	WON-LOST RECORD		WINNING PCT. RANK		LAST 10 GAMES		STRENGTH OF SCHEDULE		OPP. STRENGTH OF SCHEDULE		TEAM RPI		ADJ RPI		CONF. RPI		ADJ CONF. RPI				
DIV. I ONLY			9- 16		.36 240		5-5		100		83		174		.4926 176		11		10				
DIV. I NON-CONF.			2- 9		.18182 290		0		62		41		209		.4703 209		8		8				
TOTALS		RPI 1-25		RPI 26-50				W-L RECORDS				RPI 51-100				RPI 101-150				RPI 150+			
9- 16		0- 5		0- 2				OVERALL				0- 3				1- 4				8- 2			
5- 4		0- 1		0- 0				HOME				0- 1				1- 1				4- 1			
4- 6		0- 4		0- 0				AWAY				0- 0				0- 1				4- 1			
0- 6		0- 0		0- 2				NEUTRAL				0- 2				0- 2				0- 0			
2- 9		0- 2		0- 2				NON-CONFERENCE				0- 3				0- 2				2- 0			
1- 1		0- 0		0- 0				HOME				0- 1				0- 0				1- 0			
1- 2		0- 2		0- 0				AWAY				0- 0				0- 0				1- 0			
0- 6		0- 0		0- 2				NEUTRAL				0- 2				0- 2				0- 0			
7- 7		0- 3		0- 0				CONFERENCE				0- 0				1- 2				6- 2			
4- 3		0- 1		0- 0				HOME				0- 0				1- 1				3- 1			
3- 4		0- 2		0- 0				AWAY				0- 0				0- 1				3- 1			
0- 0		0- 0		0- 0				NEUTRAL				0- 0				0- 0				0- 0			
RPI	S	Opponent		Score		RPI	S	Opponent		Score		RPI	S	Opponent		Score		RPI	S	Opponent		Score	
12	A	Purdue		1	3	30	N	Missouri		0	3	57	H	Indiana		0	3	106	A	St. John's (NY)		2	3
16	A	Creighton		2	3	36	N	Louisville		0	3	77	N	Arizona St.		1	3	106	H	St. John's (NY)		2	3
16	H	Creighton		0	3							84	N	Oklahoma		0	3	116	N	Lipscomb		0	3
18	A	Marquette		0	3													123	H	Villanova		3	2
23	A	Cincinnati		1	3													145	N	Towson		0	3
																		157	H	Georgetown		0	3
																		200	A	Butler		3	1
																		200	H	Butler		3	0
																		208	A	Seton Hall		3	1
																		208	H	Seton Hall		3	1
																		227	A	Northern Ill.		3	1
																		246	A	DePaul		1	3
																		277	A	Providence		3	1
																		277	H	Providence		3	0
																		291	H	Eastern Ky.		3	0
LAST 10 GAMES																							
				3 0						3 1						3 1						3 1	
				2 3						1 3						0 3						3 2	
				3 1						0 3						3 2						0 3	
				3 1						0 3						3 2						0 3	
				2 3						3 1						0 3						3 0	

Non-Div. I Games:

Xavi er

Average RPI Win:		242	WON-LOST RECORD		WINNING PCT. RANK		LAST 10 GAMES		STRENGTH OF SCHEDULE		OPP. STRENGTH OF SCHEDULE		TEAM RPI		ADJ RPI		CONF. RPI		ADJ CONF. RPI	
DIV. I ONLY			14- 14		.5 163		5-5		204		150		176		.49143 177		16		16	
DIV. I NON-CONF.			8- 6		.57143 146		0		267		173		184		.48655 184		15		15	
TOTALS		RPI 1-25		RPI 26-50		W-L RECORDS		RPI 51-100		RPI 101-150		RPI 150+								
14- 14		0- 3		0- 1		OVERALL		0- 2		2- 6		12- 2								
8- 3		0- 1		0- 0		HOME		0- 0		1- 1		7- 1								
3- 9		0- 1		0- 1		AWAY		0- 2		1- 4		2- 1								
3- 2		0- 1		0- 0		NEUTRAL		0- 0		0- 1		3- 0								
8- 6		0- 1		0- 1		NON-CONFERENCE		0- 2		0- 2		8- 0								
3- 1		0- 0		0- 0		HOME		0- 0		0- 1		3- 0								
2- 3		0- 0		0- 1		AWAY		0- 2		0- 0		2- 0								
3- 2		0- 1		0- 0		NEUTRAL		0- 0		0- 1		3- 0								
6- 8		0- 2		0- 0		CONFERENCE		0- 0		2- 4		4- 2								
5- 2		0- 1		0- 0		HOME		0- 0		1- 0		4- 1								
1- 6		0- 1		0- 0		AWAY		0- 0		1- 4		0- 1								
0- 0		0- 0		0- 0		NEUTRAL		0- 0		0- 0		0- 0								
RPI	S	Opponent		Score		RPI	S	Opponent		Score		RPI	S	Opponent		Score				
6	N	Southern California		0	3	40	A	San Diego		0	3	104	A	Appalachian St.		2	3			
25	A	Texas St.		2	3							111	A	Arkansas St.		0	3			
25	H	Texas St.		1	3							113	A	Coastal Caro.		1	3			
												120	A	Little Rock		0	3			
												139	A	UT Arlington		3	2			
												139	H	UT Arlington		3	1			
												143	N	SMU		0	3			
												148	H	Houston		1	3			
												155	H	Sam Houston St.		3	0			
												180	H	South Alabama		3	1			
												201	A	San Diego St.		3	2			
												246	H	Troy		1	3			
												249	N	UTEP		3	1			
												251	A	La. -Monroe		0	3			
												251	H	La. -Monroe		3	2			
												257	N	Montana St.		3	2			
												267	N	Incarnate Word		3	0			
												279	H	Georgia St.		3	1			
												295	H	Ga. Southern		3	0			
												316	H	Nicholls St.		3	0			
												319	A	Southern U.		3	1			
												335	H	Mississippi Val.		3	0			
LAST 10 GAMES						LAST 10 GAMES						LAST 10 GAMES								
251 A La. -Monroe 0 3						279 H Georgia St. 3 1						120 A Little Rock 0 3								
251 H La. -Monroe 3 2						111 A Arkansas St. 0 3						180 H South Alabama 3 1								
139 A UT Arlington 3 2						246 H Troy 1 3														
25 A Texas St. 2 3																				
295 H Ga. Southern 3 0																				

Non-Div. I Games:

Louisiana

Average RPI Win: 297		WON-LOST RECORD		WINNING PCT. RANK		LAST 10 GAMES		STRENGTH OF SCHEDULE		OPP. STRENGTH OF SCHEDULE		TEAM RPI		ADJ RPI		CONF. RPI		ADJ CONF. RPI	
DIV. I ONLY		16- 10		.61538 101		9-1		264		288		175		.49038 178		31		31	
DIV. I NON-CONF.		6- 9		.4 227		0		128		144		189		.48485 187		31		31	
TOTALS		RPI 1-25		RPI 26-50		W-L RECORDS		RPI 51-100		RPI 101-150		RPI 150+							
16- 10		0- 2		0- 1		OVERALL		0- 2		0- 2		16- 3							
7- 4		0- 2		0- 1		HOME		0- 0		0- 0		7- 1							
7- 3		0- 0		0- 0		AWAY		0- 0		0- 1		7- 2							
2- 3		0- 0		0- 0		NEUTRAL		0- 2		0- 1		2- 0							
6- 9		0- 2		0- 1		NON-CONFERENCE		0- 2		0- 2		6- 2							
2- 3		0- 2		0- 1		HOME		0- 0		0- 0		2- 0							
2- 3		0- 0		0- 0		AWAY		0- 0		0- 1		2- 2							
2- 3		0- 0		0- 0		NEUTRAL		0- 2		0- 1		2- 0							
10- 1		0- 0		0- 0		CONFERENCE		0- 0		0- 0		10- 1							
5- 1		0- 0		0- 0		HOME		0- 0		0- 0		5- 1							
5- 0		0- 0		0- 0		AWAY		0- 0		0- 0		5- 0							
0- 0		0- 0		0- 0		NEUTRAL		0- 0		0- 0		0- 0							
RPI	S	Opponent		Score		RPI	S	Opponent		Score		RPI	S	Opponent		Score			
1	H	Stanford		0 3		45	H	Wichi ta St.		1 3		70	N	Tul ane		0 3			
17	H	Penn St.		0 3								97	N	Navy		1 3			
														103 A American		0 3			
														119 N Buffal o		1 3			
														205 A George Mason		3 1			
														209 A Loyol a Maryl and		2 3			
														210 A Rutgers		0 3			
														236 H George Washington		3 0			
														281 H Bethune-Cookman		3 2			
														287 A UMES		3 0			
														287 H UMES		2 3			
														289 A Morgan St.		3 1			
														289 H Morgan St.		3 1			
														292 H UMBC		3 0			
														299 A Lamar Uni versi ty		3 1			
														307 H N. C. A&T		3 0			
														314 N Texas Southern		3 0			
														317 A Coppin St.		3 0			
														317 H Coppin St.		3 1			
														319 N Southern U.		3 1			
														330 A Norfol k St.		3 0			
														334 A Del aware St.		3 0			
														334 H Del aware St.		3 0			
						LAST 10 GAMES													
						287	H	UMES		2 3		330	A	Norfol k St.		3 0			
						334	H	Del aware St.		3 0		287	A	UMES		3 0			
						317	A	Coppin St.		3 0		334	A	Del aware St.		3 0			
						289	A	Morgan St.		3 1		317	H	Coppin St.		3 1			
						281	H	Bethune-Cookman		3 2		289	H	Morgan St.		3 1			

Non-Div. I Games:

Howard

Average RPI Win:	285	WON-LOST RECORD	WINNING PCT. RANK	LAST 10 GAMES	STRENGTH OF SCHEDULE	OPP. STRENGTH OF SCHEDULE	TEAM RPI	ADJ RPI	CONF. RPI	ADJ CONF. RPI	
Average RPI Loss:	192										
DIV. I ONLY	16- 7	.69565	60	8-2	299	304	182	.48972	179	30	30
DIV. I NON-CONF.	2- 5	.28571	260	0-1	218	189	270	.43074	269	30	30
<hr/>											
TOTALS	RPI 1-25	RPI 26-50		W-L RECORDS	RPI 51-100		RPI 101-150		RPI 150+		
16- 7	0- 0	0- 0		OVERALL	0- 1		0- 2		16- 4		
7- 2	0- 0	0- 0		HOME	0- 0		0- 1		7- 1		
7- 4	0- 0	0- 0		AWAY	0- 0		0- 1		7- 3		
2- 1	0- 0	0- 0		NEUTRAL	0- 1		0- 0		2- 0		
<hr/>											
2- 5	0- 0	0- 0		NON-CONFERENCE	0- 1		0- 2		2- 2		
0- 2	0- 0	0- 0		HOME	0- 0		0- 1		0- 1		
0- 2	0- 0	0- 0		AWAY	0- 0		0- 1		0- 1		
2- 1	0- 0	0- 0		NEUTRAL	0- 1		0- 0		2- 0		
<hr/>											
14- 2	0- 0	0- 0		CONFERENCE	0- 0		0- 0		14- 2		
7- 0	0- 0	0- 0		HOME	0- 0		0- 0		7- 0		
7- 2	0- 0	0- 0		AWAY	0- 0		0- 0		7- 2		
0- 0	0- 0	0- 0		NEUTRAL	0- 0		0- 0		0- 0		
<hr/>											
RPI	S	Opponent	Score	RPI	S	Opponent	Score	RPI	S	Opponent	Score
				68 N Valparaiso 0 3				107	H	Stony Brook	0 3
								147	A	UConn	1 3
								207	N	New Hampshire	3 2
								234	A	Canisius	3 0
								234	H	Canisius	3 1
								238	H	Central Conn. St.	1 3
								244	A	Marist	3 1
								250	A	Rider	2 3
								250	H	Rider	3 2
								263	A	Fairfield	1 3
								263	H	Fairfield	3 1
								268	A	Eastern Ill.	1 3
								297	N	Saint Francis (PA)	3 0
								301	A	Niagara	3 0
								301	H	Niagara	3 1
								305	A	Quinnipiac	3 1
								305	H	Quinnipiac	3 1
								323	A	Saint Peter's	3 0
								323	H	Saint Peter's	3 0
								325	A	Siena	3 0
327	A	Manhattan	3 0								
327	H	Manhattan	3 0								
LAST 10 GAMES											
263 H Fairfield 3 1				107 H Stony Brook 0 3							
250 A Rider 2 3				327 H Manhattan 3 0							
323 A Saint Peter's 3 0				323 H Saint Peter's 3 0							
234 A Canisius 3 0				305 H Quinnipiac 3 1							
301 A Niagara 3 0				244 A Marist 3 1							

Non-Div. I Games:

Iona

Average RPI Win: 249		WON-LOST RECORD		WINNING PCT. RANK		LAST 10 GAMES		STRENGTH OF SCHEDULE		OPP. STRENGTH OF SCHEDULE		TEAM RPI		ADJ RPI		CONF. RPI		ADJ CONF. RPI	
DIV. I ONLY		13- 14		.48148 184		6-4		195		149		180		.48881 180		16		16	
DIV. I NON-CONF.		6- 7		.46154 191		0		135		126		170		.50012 171		15		15	
TOTALS		RPI 1-25		RPI 26-50		W-L RECORDS		RPI 51-100		RPI 101-150		RPI 150+							
13- 14		0- 2		0- 1		OVERALL		0- 3		1- 6		12- 2							
7- 2		0- 1		0- 0		HOME		0- 0		1- 0		6- 1							
4- 7		0- 0		0- 1		AWAY		0- 2		0- 3		4- 1							
2- 5		0- 1		0- 0		NEUTRAL		0- 1		0- 3		2- 0							
6- 7		0- 1		0- 1		NON-CONFERENCE		0- 3		0- 2		6- 0							
4- 0		0- 0		0- 0		HOME		0- 0		0- 0		4- 0							
0- 3		0- 0		0- 1		AWAY		0- 2		0- 0		0- 0							
2- 4		0- 1		0- 0		NEUTRAL		0- 1		0- 2		2- 0							
7- 7		0- 1		0- 0		CONFERENCE		0- 0		1- 4		6- 2							
3- 2		0- 1		0- 0		HOME		0- 0		1- 0		2- 1							
4- 4		0- 0		0- 0		AWAY		0- 0		0- 3		4- 1							
0- 1		0- 0		0- 0		NEUTRAL		0- 0		0- 1		0- 0							
RPI	S	Opponent		Score		RPI	S	Opponent		Score		RPI	S	Opponent		Score			
12	N	Purdue		2	3	37	A	Dayton		1	3	52	A	Al abama		1	3		
25	H	Texas St.		1	3							70	N	Tul ane		0	3		
												92	A	Georgi a Tech		2	3		
												104	N	Appal achi an St.		0	3		
												110	N	Bal l St.		2	3		
												111	A	Arkansas St.		2	3		
												113	A	Coastal Caro.		1	3		
												120	A	Little Rock		1	3		
												135	N	Wofford		1	3		
												139	H	UT Ar lington		3	1		
												159	N	Southern Miss.		3	0		
												177	A	Loui si ana		1	3		
												216	N	Marshall		3	1		
												239	H	Mi ssi ssi ppi St.		3	0		
												246	A	Troy		3	0		
												246	H	Troy		3	1		
												251	A	La. -Monroe		3	0		
												266	H	Al abama St.		3	0		
												279	A	Georgi a St.		3	1		
												279	H	Georgi a St.		3	0		
												295	A	Ga. Southern		3	0		
												295	H	Ga. Southern		2	3		
												306	H	Loui si ana Tech		3	1		
												318	H	Southeastern La.		3	0		
						LAST 10 GAMES													
						246 H Troy		3 1		25 H Texas St.		1 3							
						246 A Troy		3 0		295 A Ga. Southern		3 0							
						113 A Coastal Caro.		1 3		279 A Georgi a St.		3 1							
						104 N Appal achi an St.		0 3		177 A Loui si ana		1 3							
						139 H UT Ar lington		3 1		251 A La. -Monroe		3 0							

Non-Div. I Games:

South Alabama

Average RPI Win:		225	WON-LOST RECORD		WINNING PCT. RANK		LAST 10 GAMES		STRENGTH OF SCHEDULE		OPP. STRENGTH OF SCHEDULE		TEAM RPI		ADJ RPI		CONF. RPI		ADJ CONF. RPI	
DIV. I ONLY			8- 17		.32 264		0-10		76		99		184		.4879 181		5		5	
DIV. I NON-CONF.			7- 4		.63636 110		0		121		228		107		.54023 108		5		5	
TOTALS		RPI 1-25		RPI 26-50		W-L RECORDS		RPI 51-100		RPI 101-150		RPI 150+								
8- 17		0- 1		0- 3		OVERALL		1- 8		1- 3		6- 2								
3- 8		0- 1		0- 2		HOME		1- 3		0- 1		2- 1								
2- 6		0- 0		0- 1		AWAY		0- 4		0- 0		2- 1								
3- 3		0- 0		0- 0		NEUTRAL		0- 1		1- 2		2- 0								
7- 4		0- 0		0- 0		NON-CONFERENCE		1- 2		1- 2		5- 0								
2- 0		0- 0		0- 0		HOME		1- 0		0- 0		1- 0								
2- 1		0- 0		0- 0		AWAY		0- 1		0- 0		2- 0								
3- 3		0- 0		0- 0		NEUTRAL		0- 1		1- 2		2- 0								
1- 13		0- 1		0- 3		CONFERENCE		0- 6		0- 1		1- 2								
1- 8		0- 1		0- 2		HOME		0- 3		0- 1		1- 1								
0- 5		0- 0		0- 1		AWAY		0- 3		0- 0		0- 1								
0- 0		0- 0		0- 0		NEUTRAL		0- 0		0- 0		0- 0								
RPI	S	Opponent		Score	RPI	S	Opponent		Score	RPI	S	Opponent		Score	RPI	S	Opponent		Score	
3	H	BYU		0 3	40	H	San Diego		0 3	54	A	Pepperdine		0 3	103	N	American		0 3	
					42	A	Saint Mary's (CA)		1 3	54	H	Pepperdine		1 3	118	N	California Baptist		1 3	
					42	H	Saint Mary's (CA)		1 3	59	A	Portland		0 3	136	N	Idaho		3 0	
										59	H	Portland		2 3	142	H	Pacific		1 3	
										63	A	Loyola Marymount		1 3	165	A	Gonzaga		0 3	
										63	H	Loyola Marymount		0 3	165	H	Gonzaga		1 3	
										72	N	UTSA		1 3	214	A	Army West Point		3 2	
										82	H	Hofstra		3 2	224	H	Santa Clara		3 0	
										98	A	Fresno St.		2 3	254	N	UC Riverside		3 1	
															282	H	Southern Utah		3 2	
															302	A	Cal St. Fullerton		3 0	
															305	N	Quinnipiac		3 0	
				LAST 10 GAMES																
					59	H	Portland		2 3	42	H	Saint Mary's (CA)		1 3						
					165	H	Gonzaga		1 3	40	H	San Diego		0 3						
					54	A	Pepperdine		0 3	3	H	BYU		0 3						
					63	A	Loyola Marymount		1 3	165	A	Gonzaga		0 3						
					142	H	Pacific		1 3	59	A	Portland		0 3						

Non-Div. I Games:

San Francisco

Average RPI Win:		233	WON-LOST RECORD		WINNING PCT. RANK		LAST 10 GAMES		STRENGTH OF SCHEDULE		OPP. STRENGTH OF SCHEDULE		TEAM RPI		ADJ RPI		CONF. RPI		ADJ CONF. RPI	
DIV. I ONLY			13- 13		.5 163		1-9		225		122		179		.48766 182		6		6	
DIV. I NON-CONF.			10- 2		.83333 28		0		309		302		146		.50888 154		6		6	
TOTALS		RPI 1-25		RPI 26-50		W-L RECORDS		RPI 51-100		RPI 101-150		RPI 150+								
13- 13		0- 1		0- 6		OVERALL		1- 1		1- 1		11- 4								
9- 3		0- 0		0- 2		HOME		1- 1		1- 0		7- 0								
2- 10		0- 1		0- 4		AWAY		0- 0		0- 1		2- 4								
2- 0		0- 0		0- 0		NEUTRAL		0- 0		0- 0		2- 0								
10- 2		0- 0		0- 0		NON-CONFERENCE		0- 0		0- 0		10- 2								
6- 0		0- 0		0- 0		HOME		0- 0		0- 0		6- 0								
2- 2		0- 0		0- 0		AWAY		0- 0		0- 0		2- 2								
2- 0		0- 0		0- 0		NEUTRAL		0- 0		0- 0		2- 0								
3- 11		0- 1		0- 6		CONFERENCE		1- 1		1- 1		1- 2								
3- 3		0- 0		0- 2		HOME		1- 1		1- 0		1- 0								
0- 8		0- 1		0- 4		AWAY		0- 0		0- 1		0- 2								
0- 0		0- 0		0- 0		NEUTRAL		0- 0		0- 0		0- 0								
RPI	S	Opponent		Score		RPI	S	Opponent		Score		RPI	S	Opponent		Score				
9	A	Pittsburgh		0 3		32	H	Florida St.		1 3		92	H	Georgi a Tech		3 1				
						33	A	Syracuse		1 3		96	H	NC State		1 3				
						36	A	Loui sville		1 3		102	A	Northeastern		1 3				
						41	A	Duke		0 3		160	A	Harvard		2 3				
						48	H	Mi ami (FL)		0 3		166	A	Grand Canyon		3 0				
						49	A	Notre Dame		1 3		171	H	North Carolina		3 0				
												197	A	Dartmouth		3 0				
												218	A	Wake Forest		2 3				
												221	A	Virginia		2 3				
												232	H	Sacred Heart		3 1				
												245	N	Jacksonvill e St.		3 2				
												277	H	Provi dence		3 0				
												282	N	Southern Utah		3 0				
												294	H	Hartford		3 0				
												320	H	Lafayette		3 0				
												324	H	UMass Lowel l		3 1				
												325	H	Siena		3 0				
LAST 10 GAMES						LAST 10 GAMES														
						128	A	Vi rgi ni a Tech		0 3		96	H	NC State		1 3				
						33	A	Syracuse		1 3		48	H	Mi ami (FL)		0 3				
						49	A	Notre Dame		1 3		32	H	Fl ori da St.		1 3				
						36	A	Loui sville		1 3		9	A	Pi ttsburgh		0 3				
						171	H	North Carolina		3 0		221	A	Vi rgi ni a		2 3				

Non-Div. I Games:

Boston College

Average RPI Win: 215		WON-LOST	WINNING	LAST 10	STRENGTH OF		OPP. STRENGTH	TEAM	ADJ	CONF.	ADJ CONF.
Average RPI Loss: 163		RECORD	PCT. RANK	GAMES	SCHEDULE		OF SCHEDULE	RPI	RPI	RPI	RPI
DIV. I ONLY		14- 14	.5	163	206		208	185	.48719	183	18
DIV. I NON-CONF.		10- 4	.71429	68	201		205	106	.54106	107	19
TOTALS		RPI 1-25	RPI 26-50		W-L RECORDS		RPI 51-100		RPI 101-150		RPI 150+
14- 14	0- 0	0- 0		OVERALL		1- 3		2- 4		11- 7	
6- 5	0- 0	0- 0		HOME		1- 0		0- 3		5- 2	
3- 8	0- 0	0- 0		AWAY		0- 2		1- 1		2- 5	
5- 1	0- 0	0- 0		NEUTRAL		0- 1		1- 0		4- 0	
10- 4	0- 0	0- 0		NON-CONFERENCE		0- 3		1- 1		9- 0	
4- 1	0- 0	0- 0		HOME		0- 0		0- 1		4- 0	
1- 2	0- 0	0- 0		AWAY		0- 2		0- 0		1- 0	
5- 1	0- 0	0- 0		NEUTRAL		0- 1		1- 0		4- 0	
4- 10	0- 0	0- 0		CONFERENCE		1- 0		1- 3		2- 7	
2- 4	0- 0	0- 0		HOME		1- 0		0- 2		1- 2	
2- 6	0- 0	0- 0		AWAY		0- 0		1- 1		1- 5	
0- 0	0- 0	0- 0		NEUTRAL		0- 0		0- 0		0- 0	
RPI S	Opponent	Score	RPI S	Opponent	Score	RPI S	Opponent	Score	RPI S	Opponent	Score
						64 N	Austin Peay	0 3	101 A	Bowling Green	3 1
						78 H	Miami (OH)	3 2	110 A	Ball St.	0 3
						79 A	Michigan St.	1 3	110 H	Ball St.	1 3
						89 A	UMKC	1 3	119 H	Buffalo	1 3
									127 N	Northern Ari z.	3 2
									130 H	Loyol a Chi cago	0 3
									172 A	Eastern Mich.	1 3
									173 N	UAB	3 1
									191 A	Ohi o	0 3
									199 N	Al bany (NY)	3 0
									227 A	Northern Ill.	1 3
									227 H	Northern Ill.	2 3
									234 H	Canis ius	3 0
									240 A	Kent St.	1 3
									243 H	Akron	3 0
									248 A	Central Mich.	3 0
									253 H	Utah St.	3 2
									260 H	Chi cago St.	3 0
									264 A	Tol edo	2 3
									264 H	Tol edo	2 3
									265 N	SIUE	3 1
									269 H	Milwaukee	3 0
									276 N	South Dakota St.	3 1
									278 A	IUPUI	3 1
LAST 10 GAMES											
						253 H	Utah St.	3 2	240 A	Kent St.	1 3
						78 H	Miami (OH)	3 2	191 A	Ohio	0 3
						227 H	Northern Ill.	2 3	243 H	Akron	3 0
						110 A	Ball St.	0 3	119 H	Buffalo	1 3
						264 A	Tol edo	2 3	172 A	Eastern Mich.	1 3

Non-Div. I Games:

Western Mich.

Average RPI Win:	278	WON-LOST RECORD	WINNING PCT. RANK	LAST 10 GAMES	STRENGTH OF SCHEDULE	OPP. STRENGTH OF SCHEDULE	TEAM RPI	ADJ RPI	CONF. RPI	ADJ CONF. RPI	
Average RPI Loss:	150										
DIV. I ONLY	18- 7	.72	47	5-5	312	289	183	.48705	184	24	24
DIV. I NON-CONF.	10- 1	.90909	11	0	322	309	142	.51187	146	25	25
<hr/>											
TOTALS	RPI 1-25	RPI 26-50		W-L RECORDS		RPI 51-100		RPI 101-150		RPI 150+	
18- 7	0- 0	0- 0		OVERALL		0- 2		0- 2		18- 3	
9- 4	0- 0	0- 0		HOME		0- 1		0- 1		9- 2	
7- 2	0- 0	0- 0		AWAY		0- 1		0- 0		7- 1	
2- 1	0- 0	0- 0		NEUTRAL		0- 0		0- 1		2- 0	
<hr/>											
10- 1	0- 0	0- 0		NON-CONFERENCE		0- 0		0- 1		10- 0	
6- 0	0- 0	0- 0		HOME		0- 0		0- 0		6- 0	
2- 0	0- 0	0- 0		AWAY		0- 0		0- 0		2- 0	
2- 1	0- 0	0- 0		NEUTRAL		0- 0		0- 1		2- 0	
<hr/>											
8- 6	0- 0	0- 0		CONFERENCE		0- 2		0- 1		8- 3	
3- 4	0- 0	0- 0		HOME		0- 1		0- 1		3- 2	
5- 2	0- 0	0- 0		AWAY		0- 1		0- 0		5- 1	
0- 0	0- 0	0- 0		NEUTRAL		0- 0		0- 0		0- 0	
<hr/>											
RPI	S	Opponent	Score	RPI	S	Opponent	Score	RPI	S	Opponent	Score
				97 A Navy 0 3				103 H American 2 3			
				97 H Navy 2 3				105 N Radford 1 3			
								164 A Colgate 2 3			
								209 A Loyola Maryland 3 2			
								209 H Loyola Maryland 3 2			
								210 H Rutgers 3 2			
								214 A Army West Point 3 2			
								214 H Army West Point 2 3			
								225 H Duquesne 3 1			
								250 H Rider 3 0			
								271 A Holy Cross 3 2			
								271 H Holy Cross 2 3			
								280 A Penn 3 1			
								287 H UMES 3 1			
								297 N Saint Francis (PA) 3 0			
								312 A Bucknell 3 1			
								312 H Bucknell 3 0			
								317 H Coppin St. 3 0			
								320 A Lafayette 3 1			
								320 H Lafayette 3 0			
								323 N Saint Peter's 3 0			
								327 H Manhattan 3 0			
								328 A NJIT 3 0			
				</							

Non-Div. I Games:

Lehigh

Average RPI Win:		259	WON-LOST RECORD		WINNING PCT. RANK		LAST 10 GAMES		STRENGTH OF SCHEDULE		OPP. STRENGTH OF SCHEDULE		TEAM RPI		ADJ RPI		CONF. RPI		ADJ CONF. RPI	
DIV. I ONLY			14- 14		.5 163		6-4		193		257		186		.48692 185		25		25	
DIV. I NON-CONF.			7- 7		.5 170		0		115		246		159		.50595 158		24		24	
TOTALS		RPI 1-25		RPI 26-50		W-L RECORDS		RPI 51-100		RPI 101-150		RPI 150+								
14- 14		0- 0		0- 3		OVERALL		1- 3		1- 2		12- 6								
7- 3		0- 0		0- 0		HOME		1- 0		0- 0		6- 3								
5- 7		0- 0		0- 2		AWAY		0- 1		0- 2		5- 2								
2- 4		0- 0		0- 1		NEUTRAL		0- 2		1- 0		1- 1								
7- 7		0- 0		0- 2		NON-CONFERENCE		1- 3		1- 1		5- 1								
3- 0		0- 0		0- 0		HOME		1- 0		0- 0		2- 0								
2- 3		0- 0		0- 1		AWAY		0- 1		0- 1		2- 0								
2- 4		0- 0		0- 1		NEUTRAL		0- 2		1- 0		1- 1								
7- 7		0- 0		0- 1		CONFERENCE		0- 0		0- 1		7- 5								
4- 3		0- 0		0- 0		HOME		0- 0		0- 0		4- 3								
3- 4		0- 0		0- 1		AWAY		0- 0		0- 1		3- 2								
0- 0		0- 0		0- 0		NEUTRAL		0- 0		0- 0		0- 0								
RPI	S	Opponent	Score	RPI	S	Opponent	Score	RPI	S	Opponent	Score	RPI	S	Opponent	Score					
				26	N	South Carolina	1 3	62	N	Texas Tech	0 3	108	A	Central Ark.	0 3					
				31	A	Rice	1 3	72	N	UTSA	2 3	141	N	Cornell	3 1					
				44	A	SFA	1 3	85	A	UTRGV	1 3	148	A	Houston	1 3					
								85	H	UTRGV	3 1	155	A	Sam Houston St.	0 3					
												155	H	Sam Houston St.	2 3					
												187	A	Northwestern St.	3 2					
												190	A	Abilene Christian	2 3					
												190	H	Abilene Christian	3 1					
												195	N	Liberty	0 3					
												229	A	A&M-Corpus Christi	3 2					
												242	H	McNeese	1 3					
												267	H	Incarnate Word	3 2					
												270	H	New Orleans	1 3					
												299	H	Lamar University	3 2					
												306	H	Louisiana Tech	3 0					
												314	A	Texas Southern	3 0					
												314	N	Texas Southern	3 0					
												316	H	Nicholls St.	3 0					
												318	A	Southeastern La.	3 1					
												329	A	Prairie View	3 1					
												329	H	Prairie View	3 0					
LAST 10 GAMES																				
				318	A	Southeastern La.	3 1	242	H	McNeese	1 3									
				187	A	Northwestern St.	3 2	155	A	Sam Houston St.	0 3									
				155	H	Sam Houston St.	2 3	229	A	A&M-Corpus Christi	3 2									
				190	H	Abilene Christian	3 1	190	A	Abilene Christian	2 3									
				299	H	Lamar University	3 2	267	H	Incarnate Word	3 2									

Non-Div. I Games:

Houston Baptist

Average RPI Win:	243	WON-LOST RECORD	WINNING PCT. RANK	LAST 10 GAMES	STRENGTH OF SCHEDULE	OPP. STRENGTH OF SCHEDULE	TEAM RPI	ADJ RPI	CONF. RPI	ADJ CONF. RPI	
Average RPI Loss:	132	12- 12	.5 163	5-5	220	191	187	.48626 186	19	19	
DIV. I ONLY		7- 4	.63636 110	1-0	145	248	121	.52977 122	16	16	
DIV. I NON-CONF.											
<hr/>											
TOTALS	RPI 1-25	RPI 26-50		W-L RECORDS	RPI 51-100		RPI 101-150		RPI 150+		
12- 12	0- 0	0- 2		OVERALL	0- 2		0- 3		12- 5		
6- 5	0- 0	0- 1		HOME	0- 1		0- 1		6- 2		
3- 6	0- 0	0- 1		AWAY	0- 1		0- 1		3- 3		
3- 1	0- 0	0- 0		NEUTRAL	0- 0		0- 1		3- 0		
<hr/>											
7- 4	0- 0	0- 0		NON-CONFERENCE	0- 1		0- 3		7- 0		
3- 1	0- 0	0- 0		HOME	0- 0		0- 1		3- 0		
1- 2	0- 0	0- 0		AWAY	0- 1		0- 1		1- 0		
3- 1	0- 0	0- 0		NEUTRAL	0- 0		0- 1		3- 0		
<hr/>											
5- 8	0- 0	0- 2		CONFERENCE	0- 1		0- 0		5- 5		
3- 4	0- 0	0- 1		HOME	0- 1		0- 0		3- 2		
2- 4	0- 0	0- 1		AWAY	0- 0		0- 0		2- 3		
0- 0	0- 0	0- 0		NEUTRAL	0- 0		0- 0		0- 0		
<hr/>											
RPI	S	Opponent	Score	RPI	S	Opponent	Score	RPI	S	Opponent	Score
				37	A	Dayton	1 3	69	A	Col. of Charleston	0 3
				37	H	Dayton	0 3	75	H	VCU	0 3
								102	N	Clemson	0 3
								104	A	Appalachian St.	0 3
								108	H	Central Ark.	0 3
								162	H	La Salle	0 3
								169	H	Charlotte	3 2
								205	A	George Mason	0 3
								205	H	George Mason	3 1
								223	A	Saint Louis	1 3
								223	H	Saint Louis	0 3
								225	H	Duquesne	3 0
								231	N	UNC Asheville	3 0
								236	A	George Washington	0 3
								236	H	George Washington	3 1
								239	N	Mississippi St.	3 2
								244	H	Marist	3 0
								252	N	Charleston So.	3 1
								259	A	Rhode Island	3 2
								262	A	Fordham	3 1
								275	H	William & Mary	3 0
								322	A	N. C. Central	3 0
<hr/>											
LAST 10 GAMES											
				236	A	George Washington	0 3	262	A	Fordham	3 1
				205	A	George Mason	0 3	205	H	George Mason	3 1
				37	H	Dayton	0 3	236	H	George Washington	3 1
				223	H	Saint Louis	0 3	322	A	N. C. Central	3 0
				259	A	Rhode Island	3 2	75	H	VCU	0 3

Non-Div. I Games:

Davi dson

Average RPI Win: 255		WON-LOST	WINNING	LAST 10	STRENGTH OF		OPP. STRENGTH	TEAM	ADJ	CONF.	ADJ CONF.
Average RPI Loss: 120		RECORD	PCT. RANK	GAMES	SCHEDULE		OF SCHEDULE	RPI	RPI	RPI	RPI
DIV. I ONLY		10- 13	.43478	216	5-5		142	223	188	.48603	187
DIV. I NON-CONF.		4- 6	.4	227	0		70	181	149	.50996	149
TOTALS		RPI 1-25	RPI 26-50		W-L RECORDS		RPI 51-100		RPI 101-150		RPI 150+
10- 13	0- 0	0- 4		OVERALL		0- 3		1- 1		9- 5	
5- 3	0- 0	0- 1		HOME		0- 0		0- 1		5- 1	
3- 7	0- 0	0- 2		AWAY		0- 2		0- 0		3- 3	
2- 3	0- 0	0- 1		NEUTRAL		0- 1		1- 0		1- 1	
4- 6	0- 0	0- 2		NON-CONFERENCE		0- 3		1- 0		3- 1	
1- 0	0- 0	0- 0		HOME		0- 0		0- 0		1- 0	
1- 3	0- 0	0- 1		AWAY		0- 2		0- 0		1- 0	
2- 3	0- 0	0- 1		NEUTRAL		0- 1		1- 0		1- 1	
6- 7	0- 0	0- 2		CONFERENCE		0- 0		0- 1		6- 4	
4- 3	0- 0	0- 1		HOME		0- 0		0- 1		4- 1	
2- 4	0- 0	0- 1		AWAY		0- 0		0- 0		2- 3	
0- 0	0- 0	0- 0		NEUTRAL		0- 0		0- 0		0- 0	
RPI S Opponent	Score	RPI S Opponent	Score	RPI S Opponent	Score	RPI S Opponent	Score	RPI S Opponent	Score		
		31 N Rice	0 3	62 A Texas Tech	0 3	105 N Radford	3 1				
		44 A SFA	0 3	84 A Oklahoma	0 3	108 H Central Ark.	1 3				
		44 H SFA	1 3	88 N Texas A&M	1 3	155 A Sam Houston St.	1 3				
		47 A Tulsa	0 3			185 H Houston Baptist	2 3				
						190 A Abilene Christian	1 3				
						198 A Southeast Mo. St.	3 1				
						229 H A&M-Corpus Christi	3 2				
						242 H McNeese	3 0				
						251 N La.-Monroe	3 2				
						256 N Oral Roberts	1 3				
						267 H Incarnate Word	3 1				
						270 A New Orleans	2 3				
						299 H Lamar University	3 0				
						316 A Nicholls St.	3 1				
						318 A Southeastern La.	3 0				
						321 H Jackson St.	3 0				
LAST 10 GAMES											
		229 H A&M-Corpus Christi	3 2			299 H Lamar University	3 0				
		185 H Houston Baptist	2 3			242 H McNeese	3 0				
		318 A Southeastern La.	3 0			44 H SFA	1 3				
		155 A Sam Houston St.	1 3			108 H Central Ark.	1 3				
		190 A Abilene Christian	1 3			316 A Nicholls St.	3 1				

Non-Div. I Games:

Northwestern St.

Average RPI Win: 259		WON-LOST RECORD		WINNING PCT. RANK		LAST 10 GAMES		STRENGTH OF SCHEDULE		OPP. STRENGTH OF SCHEDULE		TEAM RPI		ADJ RPI		CONF. RPI		ADJ CONF. RPI	
DIV. I ONLY		16- 10		.61538 101		6-4		276		264		181		.48598 188		23		23	
DIV. I NON-CONF.		8- 4		.66667 84		0		183		270		127		.52389 133		22		23	
TOTALS		RPI 1-25		RPI 26-50		W-L RECORDS		RPI 51-100		RPI 101-150		RPI 150+							
16- 10		0- 0		0- 1		OVERALL		1- 3		2- 2		13- 4							
7- 2		0- 0		0- 0		HOME		1- 0		0- 1		6- 1							
6- 6		0- 0		0- 1		AWAY		0- 2		1- 1		5- 2							
3- 2		0- 0		0- 0		NEUTRAL		0- 1		1- 0		2- 1							
8- 4		0- 0		0- 1		NON-CONFERENCE		0- 1		2- 0		6- 2							
2- 1		0- 0		0- 0		HOME		0- 0		0- 0		2- 1							
3- 1		0- 0		0- 1		AWAY		0- 0		1- 0		2- 0							
3- 2		0- 0		0- 0		NEUTRAL		0- 1		1- 0		2- 1							
8- 6		0- 0		0- 0		CONFERENCE		1- 2		0- 2		7- 2							
5- 1		0- 0		0- 0		HOME		1- 0		0- 1		4- 0							
3- 5		0- 0		0- 0		AWAY		0- 2		0- 1		3- 2							
0- 0		0- 0		0- 0		NEUTRAL		0- 0		0- 0		0- 0							
RPI	S	Opponent	Score	RPI	S	Opponent	Score	RPI	S	Opponent	Score	RPI	S	Opponent	Score				
				44	A	SFA	1 3	64	N	Austin Peay	0 3	106	N	St. John's (NY)	3 2				
								83	A	FGCU	0 3	116	A	Lipscomb	0 3				
								87	A	Kennesaw St.	0 3	116	H	Lipscomb	0 3				
								87	H	Kennesaw St.	3 0	146	A	FIU	3 2				
												195	A	Liberty	0 3				
												241	H	Brown	1 3				
												246	N	Troy	2 3				
												258	A	North Florida	3 0				
												258	H	North Florida	3 0				
												260	H	Chicago St.	3 2				
												272	N	Florida A&M	3 0				
												281	H	Bethune-Cookman	3 2				
												285	A	Middle Tenn.	3 1				
												290	A	Tennessee St.	3 1				
												298	A	Jacksonville	2 3				
												298	H	Jacksonville	3 1				
												308	A	North Ala.	3 1				
												308	H	North Ala.	3 0				
												326	N	Grambling	3 1				
												328	A	NJIT	3 0				
												328	H	NJIT	3 0				
				LAST 10 GAMES															
				328 A NJIT				3 0	298 A Jacksonville				2 3						
				308 A North Ala.				3 1	195 A Liberty				0 3						
				258 H North Florida				3 0	83 A FGCU				0 3						
				87 H Kennesaw St.				3 0	308 H North Ala.				3 0						
				116 H Lipscomb				0 3	328 H NJIT				3 0						

Non-Div. I Games:

Stetson

Average RPI Win:	222	WON-LOST RECORD	WINNING PCT. RANK	LAST 10 GAMES	STRENGTH OF SCHEDULE	OPP. STRENGTH OF SCHEDULE	TEAM RPI	ADJ RPI	CONF. RPI	ADJ CONF. RPI		
DIV. I ONLY		11- 14	.44	212	5-5	163	180	189	.48576	189	17	17
DIV. I NON-CONF.		4- 7	.36364	240	0	154	165	217	.46706	216	18	18
<hr/>												
TOTALS	RPI 1-25	RPI 26-50		W-L RECORDS		RPI 51-100		RPI 101-150		RPI 150+		
11- 14	0- 0	0- 3		OVERALL		0- 1		2- 3		9- 7		
5- 4	0- 0	0- 1		HOME		0- 0		0- 1		5- 2		
3- 7	0- 0	0- 1		AWAY		0- 1		1- 1		2- 4		
3- 3	0- 0	0- 1		NEUTRAL		0- 0		1- 1		2- 1		
4- 7	0- 0	0- 1		NON-CONFERENCE		0- 1		1- 3		3- 2		
0- 2	0- 0	0- 0		HOME		0- 0		0- 1		0- 1		
1- 2	0- 0	0- 0		AWAY		0- 1		0- 1		1- 0		
3- 3	0- 0	0- 1		NEUTRAL		0- 0		1- 1		2- 1		
7- 7	0- 0	0- 2		CONFERENCE		0- 0		1- 0		6- 5		
5- 2	0- 0	0- 1		HOME		0- 0		0- 0		5- 1		
2- 5	0- 0	0- 1		AWAY		0- 0		1- 0		1- 4		
0- 0	0- 0	0- 0		NEUTRAL		0- 0		0- 0		0- 0		
RPI	S	Opponent	Score	RPI	S	Opponent	Score	RPI	S	Opponent	Score	
				34	N	Illinois St.	1 3					
				35	A	ETSU	1 3					
				35	H	ETSU	1 3					

Non-Div. I Games:

Furman

Average RPI Win: 249		WON-LOST RECORD		WINNING PCT. RANK		LAST 10 GAMES		STRENGTH OF SCHEDULE		OPP. STRENGTH OF SCHEDULE		TEAM RPI		ADJ RPI		CONF. RPI		ADJ CONF. RPI			
DIV. I ONLY		13- 14		.48148 184		6-4		208		158		190		.48575 190		25		25			
DIV. I NON-CONF.		3- 9		.25 271		0		65		68		193		.48198 194		24		24			
TOTALS		RPI 1-25		RPI 26-50		W-L RECORDS		RPI 51-100		RPI 101-150		RPI 150+									
13- 14		0- 1		0- 2		OVERALL		0- 5		0- 2		13- 4									
7- 1		0- 0		0- 0		HOME		0- 1		0- 0		7- 0									
3- 9		0- 1		0- 2		AWAY		0- 1		0- 2		3- 3									
3- 4		0- 0		0- 0		NEUTRAL		0- 3		0- 0		3- 1									
3- 9		0- 1		0- 1		NON-CONFERENCE		0- 5		0- 1		3- 1									
0- 1		0- 0		0- 0		HOME		0- 1		0- 0		0- 0									
0- 4		0- 1		0- 1		AWAY		0- 1		0- 1		0- 0									
3- 4		0- 0		0- 0		NEUTRAL		0- 3		0- 0		3- 1									
10- 5		0- 0		0- 1		CONFERENCE		0- 0		0- 1		10- 3									
7- 0		0- 0		0- 0		HOME		0- 0		0- 0		7- 0									
3- 5		0- 0		0- 1		AWAY		0- 0		0- 1		3- 3									
0- 0		0- 0		0- 0		NEUTRAL		0- 0		0- 0		0- 0									
RPI	S	Opponent		Score		RPI	S	Opponent		Score		RPI	S	Opponent		Score					
25	A	Texas St.		1	3	44	A	SFA		1	3	53	N	James Madi son		1	3				
						47	A	Tul sa		2	3	62	H	Texas Tech		0	3				
												72	N	UTSA		1	3				
												92	A	Georgi a Tech		0	3				
												94	N	LSU		1	3				
														108 A Central Ark.		0	3				
														143 A SMU		2	3				
														155 A Sam Houston St.		1	3				
														157 N Georgetown		3	1				
														168 N Idaho St.		2	3				
														185 A Houston Baptist		1	3				
														185 H Houston Baptist		3	2				
														187 H Northwestern St.		3	1				
														192 N Winthrop		3	2				
														229 A A&M-Corpus Christi		0	3				
														229 H A&M-Corpus Christi		3	1				
														242 H McNeese		3	1				
														256 N Oral Roberts		3	2				
														267 A Incarnate Word		3	2				
														270 A New Orleans		3	1				
														299 H Lamar Uni versi ty		3	0				
														316 A Nichol ls St.		3	1				
														316 H Nichol ls St.		3	0				
														318 H Southeastern La.		3	1				
						LAST 10 GAMES															
						44 A SFA						1	3	318 H Southeastern La.						3	1
						108 A Central Ark.						0	3	187 H Northwestern St.						3	1
						316 H Nichol ls St.						3	0	229 H A&M-Corpus Christi						3	1
						229 A A&M-Corpus Christi						0	3	316 A Nichol ls St.						3	1
						185 A Houston Baptist						1	3	270 A New Orleans						3	1

Non-Div. I Games:

Abilene Christian

Average RPI Win:		220	WON-LOST RECORD		WINNING PCT. RANK		LAST 10 GAMES		STRENGTH OF SCHEDULE		OPP. STRENGTH OF SCHEDULE		TEAM RPI		ADJ RPI		CONF. RPI		ADJ CONF. RPI				
DIV. I ONLY			12- 15		.44444 210		4-6		181		135		191		.48493 191		18		18				
DIV. I NON-CONF.			5- 8		.38462 235		0		212		73		218		.46601 217		19		19				
TOTALS		RPI 1-25		RPI 26-50				W-L RECORDS		RPI 51-100				RPI 101-150				RPI 150+					
12- 15		0- 1		0- 1				OVERALL		0- 3				0- 6				12- 4					
6- 3		0- 0		0- 0				HOME		0- 0				0- 2				6- 1					
3- 9		0- 1		0- 1				AWAY		0- 2				0- 3				3- 2					
3- 3		0- 0		0- 0				NEUTRAL		0- 1				0- 1				3- 1					
5- 8		0- 1		0- 1				NON-CONFERENCE		0- 2				0- 2				5- 2					
2- 1		0- 0		0- 0				HOME		0- 0				0- 1				2- 0					
0- 4		0- 1		0- 1				AWAY		0- 1				0- 0				0- 1					
3- 3		0- 0		0- 0				NEUTRAL		0- 1				0- 1				3- 1					
7- 7		0- 0		0- 0				CONFERENCE		0- 1				0- 4				7- 2					
4- 2		0- 0		0- 0				HOME		0- 0				0- 1				4- 1					
3- 5		0- 0		0- 0				AWAY		0- 1				0- 3				3- 1					
0- 0		0- 0		0- 0				NEUTRAL		0- 0				0- 0				0- 0					
RPI	S	Opponent		Score		RPI	S	Opponent		Score		RPI	S	Opponent		Score		RPI	S	Opponent		Score	
14	A	Nebraska		0 3		30	A	Missouri		1 3		71	A	Ohio St.		0 3		101	A	Bowling Green		0 3	
												78	A	Miami (OH)		2 3		110	A	Ball St.		1 3	
												88	N	Texas A&M		1 3		119	A	Buffalo		0 3	
																		119	H	Buffalo		2 3	
																		124	N	Drake		2 3	
																		128	H	Virginia Tech		1 3	
																		151	H	Samford		3 2	
																		172	H	Eastern Mich.		3 0	
																		183	H	Western Mich.		3 0	
																		199	N	Albany (NY)		3 1	
																		216	A	Marshall		1 3	
																		218	N	Wake Forest		3 0	
																		224	N	Santa Clara		0 3	
																		227	H	Northern Ill.		2 3	
																		229	N	A&M-Corpus Christi		3 0	
																		240	A	Kent St.		3 0	
																		240	H	Kent St.		3 1	
																		243	A	Akron		3 1	
																		243	H	Akron		3 0	
																		248	A	Central Mich.		3 0	
																		264	A	Toledo		2 3	
																		278	H	IUPUI		3 1	
LAST 10 GAMES																							
119 A Buffalo						0 3						183 H Western Mich.						3 0					
243 A Akron						3 1						264 A Toledo						2 3					
172 H Eastern Mich.						3 0						110 A Ball St.						1 3					
240 A Kent St.						3 0						101 A Bowling Green						0 3					
227 H Northern Ill.						2 3						78 A Miami (OH)						2 3					

Non-Div. I Games:

Ohio

Average RPI Win:		254	WON-LOST RECORD		WINNING PCT. RANK		LAST 10 GAMES		STRENGTH OF SCHEDULE		OPP. STRENGTH OF SCHEDULE		TEAM RPI		ADJ RPI		CONF. RPI		ADJ CONF. RPI								
DIV. I ONLY			13- 13		.5	163	7-3		194		279		192		.48442		192		26								
DIV. I NON-CONF.			4- 8		.33333	247	0		211		240		257		.43936		255		27								
TOTALS		RPI 1-25		RPI 26-50		W-L RECORDS		RPI 51-100		RPI 101-150		RPI 150+															
13- 13		0- 0		0- 1		OVERALL		1- 1		0- 3		12- 8															
3- 3		0- 0		0- 0		HOME		0- 0		0- 1		3- 2															
8- 6		0- 0		0- 1		AWAY		1- 1		0- 1		7- 3															
2- 4		0- 0		0- 0		NEUTRAL		0- 0		0- 1		2- 3															
4- 8		0- 0		0- 1		NON-CONFERENCE		0- 1		0- 1		4- 5															
0- 0		0- 0		0- 0		HOME		0- 0		0- 0		0- 0															
2- 4		0- 0		0- 1		AWAY		0- 1		0- 0		2- 2															
2- 4		0- 0		0- 0		NEUTRAL		0- 0		0- 1		2- 3															
9- 5		0- 0		0- 0		CONFERENCE		1- 0		0- 2		8- 3															
3- 3		0- 0		0- 0		HOME		0- 0		0- 1		3- 2															
6- 2		0- 0		0- 0		AWAY		1- 0		0- 1		5- 1															
0- 0		0- 0		0- 0		NEUTRAL		0- 0		0- 0		0- 0															
RPI	S	Opponent		Score		RPI	S	Opponent		Score		RPI	S	Opponent		Score											
						28	A	Tennessee		0	3	66	A	High Point		3	0	104	N	Appalachian St.		0	3				
												92	A	Georgi a Tech		0	3	105	A	Radford		0	3				
																		105	H	Radford		0	3				
																		157	N	Georgetown		1	3				
																		168	A	Idaho St.		2	3				
																		189	A	Furman		3	1				
																		190	N	Abilene Christian		2	3				
																		203	N	Indiana St.		0	3				
																		211	A	UNC Greensboro		1	3				
																		231	A	UNC Asheville		3	1				
																		231	H	UNC Asheville		0	3				
																		235	A	Campbel l		3	0				
																		252	A	Charleston So.		3	1				
																		252	H	Charleston So.		3	0				
																		255	A	Presbyteri an		2	3				
																		255	H	Presbyterian		2	3				
																		258	N	North Flori da		3	2				
																		283	A	USC Upstate		3	1				
																		283	H	USC Upstate		3	1				
																		303	H	Hampton		3	1				
																		307	A	N. C. A&T		3	0				
																		310	A	Gardner-Webb		3	1				
																		334	N	Del aware St.		3	0				
						LAST 10 GAMES																					
						255 A Presbyterian						2	3	303 H Hampton						3	1						
						252 A Charleston So.						3	1	235 A Campbel l						3	0						
						283 H USC Upstate						3	1	231 A UNC Asheville						3	1						
						231 H UNC Asheville						0	3	283 A USC Upstate						3	1						
						105 A Radford						0	3	252 H Charleston So.						3	0						

Non-Div. I Games:

Winthrop

Average RPI Win:		264	WON-LOST RECORD		WINNING PCT. RANK		LAST 10 GAMES		STRENGTH OF SCHEDULE		OPP. STRENGTH OF SCHEDULE		TEAM RPI		ADJ RPI		CONF. RPI		ADJ CONF. RPI					
DIV. I ONLY			18- 9		.66667		78		6-4		306		280		193		.4844		193		27		27	
DIV. I NON-CONF.			9- 4		.69231		79		0		311		264		195		.48046		196		26		26	
TOTALS		RPI 1-25		RPI 26-50		W-L RECORDS		RPI 51-100		RPI 101-150		RPI 150+												
18- 9		0- 0		0- 0		OVERALL		0- 1		1- 2		17- 6												
10- 2		0- 0		0- 0		HOME		0- 0		1- 1		9- 1												
5- 6		0- 0		0- 0		AWAY		0- 1		0- 1		5- 4												
3- 1		0- 0		0- 0		NEUTRAL		0- 0		0- 0		3- 1												
9- 4		0- 0		0- 0		NON-CONFERENCE		0- 0		1- 1		8- 3												
5- 1		0- 0		0- 0		HOME		0- 0		1- 0		4- 1												
1- 2		0- 0		0- 0		AWAY		0- 0		0- 1		1- 1												
3- 1		0- 0		0- 0		NEUTRAL		0- 0		0- 0		3- 1												
9- 5		0- 0		0- 0		CONFERENCE		0- 1		0- 1		9- 3												
5- 1		0- 0		0- 0		HOME		0- 0		0- 1		5- 0												
4- 4		0- 0		0- 0		AWAY		0- 1		0- 0		4- 3												
0- 0		0- 0		0- 0		NEUTRAL		0- 0		0- 0		0- 0												
RPI	S	Opponent	Score	RPI	S	Opponent	Score	RPI	S	Opponent	Score	RPI	S	Opponent	Score									
								64 A Austin Peay 0 3				117 H Bradley 3 2												
												121 H Murray St. 2 3												
												129 A West Virginia 2 3												
												198 H Southeast Mo. St. 3 1												
												202 H Mercer 3 0												
												212 H Wright St. 0 3												
												215 H UT Martin 3 1												
												216 A Marshall 2 3												
												218 N Wake Forest 1 3												
												225 N Duquesne 3 0												
												245 A Jacksonville St. 2 3												
												245 H Jacksonville St. 3 2												
												264 A Toledo 3 1												
												265 A SIUE 1 3												
												268 A Eastern Ill. 0 3												
												280 N Penn 3 0												
												284 A Belmont 3 0												
												290 A Tennessee St. 3 0												
												291 A Eastern Ky. 3 0												
												291 H Eastern Ky. 3 0												
												297 H Saint Francis (PA) 3 0												
												300 A Tennessee Tech 3 1												
												300 H Tennessee Tech 3 0												
												303 H Hampton 3 0												
												315 H St. Francis Brooklyn 3 0												
												327 N Manhattan 3 0												
				LAST 10 GAMES																				
				121 H Murray St. 2 3								265 A SIUE 1 3												
				291 A Eastern Ky. 3 0								198 H Southeast Mo. St. 3 1												
				245 A Jacksonville St. 2 3								215 H UT Martin 3 1												
				300 A Tennessee Tech 3 1								290 A Tennessee St. 3 0												
				268 A Eastern Ill. 0 3								284 A Belmont 3 0												

Non-Div. I Games:

Morehead St.

Average RPI Win:		218	WON-LOST RECORD		WINNING PCT. RANK		LAST 10 GAMES		STRENGTH OF SCHEDULE		OPP. STRENGTH OF SCHEDULE		TEAM RPI		ADJ RPI		CONF. RPI		ADJ CONF. RPI	
DIV. I ONLY			10- 15		.4 227		5-5		133		157		194		.48411 194		20		20	
DIV. I NON-CONF.			4- 7		.36364 240		0		75		54		147		.51081 147		23		22	
TOTALS		RPI 1-25		RPI 26-50		W-L RECORDS		RPI 51-100		RPI 101-150		RPI 150+								
10- 15		0- 2		0- 2		OVERALL		0- 2		1- 2		9- 7								
5- 5		0- 0		0- 1		HOME		0- 1		0- 1		5- 2								
3- 9		0- 2		0- 1		AWAY		0- 1		1- 1		2- 4								
2- 1		0- 0		0- 0		NEUTRAL		0- 0		0- 0		2- 1								
4- 7		0- 2		0- 2		NON-CONFERENCE		0- 2		1- 0		3- 1								
0- 2		0- 0		0- 1		HOME		0- 1		0- 0		0- 0								
2- 4		0- 2		0- 1		AWAY		0- 1		1- 0		1- 0								
2- 1		0- 0		0- 0		NEUTRAL		0- 0		0- 0		2- 1								
6- 8		0- 0		0- 0		CONFERENCE		0- 0		0- 2		6- 6								
5- 3		0- 0		0- 0		HOME		0- 0		0- 1		5- 2								
1- 5		0- 0		0- 0		AWAY		0- 0		0- 1		1- 4								
0- 0		0- 0		0- 0		NEUTRAL		0- 0		0- 0		0- 0								
RPI	S	Opponent		Score		RPI	S	Opponent		Score		RPI	S	Opponent		Score				
12	A	Purdue		1	3	38	H	Colorado St.		1	3	78	A	Mi ami (OH)		1	3			
13	A	Mi chi gan		0	3	49	A	Notre Dame		0	3	94	H	LSU		0	3			
												101	A	Bowling Green		3	1			
												132	A	Cleveland St.		2	3			
												132	H	Cleveland St.		0	3			
												153	A	UIC		1	3			
												153	H	UIC		3	2			
												154	H	Northern Ky.		1	3			
												156	A	Green Bay		0	3			
												156	H	Green Bay		3	2			
												195	N	Liberty		2	3			
												196	A	Purdue Fort Wayne		3	1			
203	N	Indiana St.		3	2															
212	A	Wright St.		0	3															
212	H	Wright St.		3	2															
269	A	Milwaukee		2	3															
269	H	Milwaukee		3	0															
278	H	IUPUI		1	3															
296	A	Youngstown St.		3	2															
296	H	Youngstown St.		3	0															
297	N	Saint Francis (PA)		3	1															
						LAST 10 GAMES														

Non-Div. I Games:

Oakl and

Average RPI Win:	266	WON-LOST RECORD	WINNING PCT. RANK	LAST 10 GAMES	STRENGTH OF SCHEDULE	OPP. STRENGTH OF SCHEDULE	TEAM RPI	ADJ RPI	CONF. RPI	ADJ CONF. RPI	
Average RPI Loss:	94										
DIV. I ONLY	13- 15	.46429	199	6-4	211	154	197	.48397	195	23	23
DIV. I NON-CONF.	4- 10	.28571	260	1-0	90	76	196	.48278	190	22	23
<hr/>											
TOTALS	RPI 1-25	RPI 26-50		W-L RECORDS	RPI 51-100		RPI 101-150		RPI 150+		
13- 15	0- 0	0- 3		OVERALL	0- 7		0- 2		13- 3		
7- 3	0- 0	0- 0		HOME	0- 2		0- 1		7- 0		
4- 5	0- 0	0- 1		AWAY	0- 2		0- 1		4- 1		
2- 7	0- 0	0- 2		NEUTRAL	0- 3		0- 0		2- 2		
<hr/>											
4- 10	0- 0	0- 3		NON-CONFERENCE	0- 4		0- 0		4- 3		
2- 0	0- 0	0- 0		HOME	0- 0		0- 0		2- 0		
0- 3	0- 0	0- 1		AWAY	0- 1		0- 0		0- 1		
2- 7	0- 0	0- 2		NEUTRAL	0- 3		0- 0		2- 2		
<hr/>											
9- 5	0- 0	0- 0		CONFERENCE	0- 3		0- 2		9- 0		
5- 3	0- 0	0- 0		HOME	0- 2		0- 1		5- 0		
4- 2	0- 0	0- 0		AWAY	0- 1		0- 1		4- 0		
0- 0	0- 0	0- 0		NEUTRAL	0- 0		0- 0		0- 0		
<hr/>											
RPI	S	Opponent	Score	RPI	S	Opponent	Score	RPI	S	Opponent	Score
				26	N	South Carolina	1 3	65	A	Maryl and	0 3
				26	N	South Carolina	0 3	66	N	High Point	0 3
				31	A	Rice	0 3	69	N	Col. of Charleston	1 3
								69	N	Col. of Charleston	1 3
								83	H	FGCU	2 3
								87	A	Kennesaw St.	0 3
								87	H	Kennesaw St.	1 3
								116	A	Lipscomb	1 3
								116	H	Lipscomb	2 3
								164	N	Colgate	2 3
								185	N	Houston Baptist	3 0
								188	H	Stetson	3 0
								194	N	Oakland	3 2
								196	A	Purdue Fort Wayne	1 3
								203	N	Indiana St.	1 3
								221	H	Virginia	3 0
								258	A	North Florida	3 0
								258	H	North Florida	3 1
								287	H	UMES	3 1
								298	A	Jacksonville	3 0
								298	H	Jacksonville	3 0
								308	A	North Ala.	3 1
								308	H	North Ala.	3 0
								328	A	NJIT	3 1
								328	H	NJIT	3 0
<hr/>											
LAST 10 GAMES											
				69	N	Col. of Charleston	1 3	287	H	UMES	3 1
				116	A	Lipscomb	1 3	258	H	North Florida	3 1
				87	A	Kennesaw St.	0 3	298	H	Jacksonville	3 0
				308	H	North Ala.	3 0	188	H	Stetson	3 0
				328	H	NJIT	3 0	83	H	FGCU	2 3

Non-Div. I Games:

Liberty

Average RPI Win: 240		WON-LOST	WINNING	LAST 10	STRENGTH OF		OPP. STRENGTH	TEAM	ADJ	CONF.	ADJ CONF.
Average RPI Loss: 172		RECORD	PCT. RANK	GAMES	SCHEDULE		OF SCHEDULE	RPI	RPI	RPI	RPI
DIV. I ONLY		16- 12	.57143	127	5-5		273	233	196	.48207	196
DIV. I NON-CONF.		9- 5	.64286	103	0		238	236	153	.50927	152
TOTALS		RPI 1-25	RPI 26-50		W-L RECORDS		RPI 51-100		RPI 101-150		RPI 150+
16- 12	0- 0	0- 1		OVERALL		0- 2		2- 3		14- 6	
5- 6	0- 0	0- 0		HOME		0- 1		1- 1		4- 4	
7- 5	0- 0	0- 1		AWAY		0- 0		0- 2		7- 2	
4- 1	0- 0	0- 0		NEUTRAL		0- 1		1- 0		3- 0	
9- 5	0- 0	0- 0		NON-CONFERENCE		0- 2		1- 0		8- 3	
2- 3	0- 0	0- 0		HOME		0- 1		0- 0		2- 2	
3- 1	0- 0	0- 0		AWAY		0- 0		0- 0		3- 1	
4- 1	0- 0	0- 0		NEUTRAL		0- 1		1- 0		3- 0	
7- 7	0- 0	0- 1		CONFERENCE		0- 0		1- 3		6- 3	
3- 3	0- 0	0- 0		HOME		0- 0		1- 1		2- 2	
4- 4	0- 0	0- 1		AWAY		0- 0		0- 2		4- 1	
0- 0	0- 0	0- 0		NEUTRAL		0- 0		0- 0		0- 0	
RPI S Opponent	Score	RPI S Opponent	Score	RPI S Opponent	Score	RPI S Opponent	Score	RPI S Opponent	Score	RPI S Opponent	Score
		46 A Denver	0 3	68 H Valparaiso	2 3	134 A South Dakota	2 3	134 H South Dakota	0 3	147 N UConn	3 2
				86 N Fla. Atlantic	1 3	150 A Omaha	2 3	150 H Omaha	3 2	172 H Eastern Mich.	3 1
						194 H Oakland	1 3	195 H Liberty	3 1	203 H Indiana St.	0 3
						217 A North Dakota	3 0	217 H North Dakota	3 0	225 N Duquesne	3 0
						240 A Kent St.	3 0	246 A DePaul	3 1	256 A Oral Roberts	2 3
						256 H Oral Roberts	1 3	261 A North Dakota St.	3 1	261 H North Dakota St.	1 3
						276 A South Dakota St.	3 0	278 A IUPUI	0 3	286 A Robert Morris	3 1
						289 N Morgan St.	3 0	301 N Niagara	3 1	311 A Western Ill.	3 1
						311 H Western Ill.	3 1				
LAST 10 GAMES				150 H Omaha	3 2	276 A South Dakota St.	3 0	46 A Denver	0 3	261 H North Dakota St.	1 3
		261 A North Dakota St.	3 1	256 H Oral Roberts	1 3						
		217 A North Dakota	3 0								
		134 H South Dakota	0 3								
		256 A Oral Roberts	2 3								
		311 A Western Ill.	3 1								

Non-Div. I Games:

Purdue Fort Wayne

Average RPI Win:		251	WON-LOST RECORD		WINNING PCT. RANK		LAST 10 GAMES		STRENGTH OF SCHEDULE		OPP. STRENGTH OF SCHEDULE		TEAM RPI		ADJ RPI		CONF. RPI		ADJ CONF. RPI				
DIV. I ONLY			10- 13		.43478 216		5-5		162		222		198		.48124 197		15		15				
DIV. I NON-CONF.			5- 6		.45455 203		1-0		228		259		222		.46308 222		17		17				
TOTALS		RPI 1-25		RPI 26-50				W-L RECORDS				RPI 51-100				RPI 101-150				RPI 150+			
10- 13		0- 0		0- 0				OVERALL				0- 6				0- 3				10- 4			
6- 4		0- 0		0- 0				HOME				0- 2				0- 1				6- 1			
2- 7		0- 0		0- 0				AWAY				0- 3				0- 1				2- 3			
2- 2		0- 0		0- 0				NEUTRAL				0- 1				0- 1				2- 0			
5- 6		0- 0		0- 0				NON-CONFERENCE				0- 3				0- 1				5- 2			
2- 1		0- 0		0- 0				HOME				0- 0				0- 0				2- 1			
1- 3		0- 0		0- 0				AWAY				0- 2				0- 0				1- 1			
2- 2		0- 0		0- 0				NEUTRAL				0- 1				0- 1				2- 0			
5- 7		0- 0		0- 0				CONFERENCE				0- 3				0- 2				5- 2			
4- 3		0- 0		0- 0				HOME				0- 2				0- 1				4- 0			
1- 4		0- 0		0- 0				AWAY				0- 1				0- 1				1- 2			
0- 0		0- 0		0- 0				NEUTRAL				0- 0				0- 0				0- 0			
RPI	S	Opponent		Score		RPI	S	Opponent		Score		RPI	S	Opponent		Score		RPI	S	Opponent		Score	

Non-Div. I Games:

Dartmouth

Average RPI Win: 259		WON-LOST RECORD		WINNING PCT. RANK		LAST 10 GAMES		STRENGTH OF SCHEDULE		OPP. STRENGTH OF SCHEDULE		TEAM RPI		ADJ RPI		CONF. RPI		ADJ CONF. RPI	
DIV. I ONLY		16- 11		.59259 114		6-4		284		250		195		.48089 198		27		27	
DIV. I NON-CONF.		8- 5		.61538 121		0		304		233		216		.46812 215		26		26	
TOTALS		RPI 1-25		RPI 26-50		W-L RECORDS		RPI 51-100		RPI 101-150		RPI 150+							
16- 11		0- 0		0- 0		OVERALL		0- 3		1- 3		15- 5							
8- 4		0- 0		0- 0		HOME		0- 1		1- 1		7- 2							
6- 5		0- 0		0- 0		AWAY		0- 2		0- 1		6- 2							
2- 2		0- 0		0- 0		NEUTRAL		0- 0		0- 1		2- 1							
8- 5		0- 0		0- 0		NON-CONFERENCE		0- 1		0- 2		8- 2							
2- 2		0- 0		0- 0		HOME		0- 0		0- 1		2- 1							
4- 1		0- 0		0- 0		AWAY		0- 1		0- 0		4- 0							
2- 2		0- 0		0- 0		NEUTRAL		0- 0		0- 1		2- 1							
8- 6		0- 0		0- 0		CONFERENCE		0- 2		1- 1		7- 3							
6- 2		0- 0		0- 0		HOME		0- 1		1- 0		5- 1							
2- 4		0- 0		0- 0		AWAY		0- 1		0- 1		2- 2							
0- 0		0- 0		0- 0		NEUTRAL		0- 0		0- 0		0- 0							
RPI	S	Opponent		Score	RPI	S	Opponent		Score	RPI	S	Opponent		Score					
										64	A	Austin Peay		0	3				
										64	H	Austin Peay		0	3				
										89	A	UMKC		1	3				
										105	H	Radford		0	3				
										111	N	Arkansas St.		2	3				
										121	A	Murray St.		1	3				
										121	H	Murray St.		3	2				
										187	H	Northwestern St.		1	3				
										193	A	Morehead St.		1	3				
										215	H	UT Martin		3	1				
										226	A	Evansville		3	0				
										227	A	Northern Ill.		3	2				
										237	H	Southern Ill.		3	0				
										246	A	Troy		3	0				
										251	H	La. -Monroe		3	0				
										265	A	SIUE		1	3				
										265	H	SIUE		3	1				
										268	A	Eastern Ill.		3	2				
										268	H	Eastern Ill.		3	1				
										277	N	Provi dence		2	3				
										284	H	Bel mont		3	0				
										290	H	Tennessee St.		0	3				
										291	A	Eastern Ky.		3	0				
										300	H	Tennessee Tech		3	2				
311	A	Western Ill.		3	2														
318	N	Southeastern La.		3	0														
319	N	Southern U.		3	0														
LAST 10 GAMES																			
268 H Eastern Ill.					3	1	284 H Belmont					3	0						
265 H SIUE					3	1	193 A Morehead St.					1	3						
64 A Austin Peay					0	3	291 A Eastern Ky.					3	0						
121 A Murray St.					1	3	300 H Tennessee Tech					3	2						
290 H Tennessee St.					0	3	215 H UT Martin					3	1						

Non-Div. I Games:

Southeast Mo. St.

Average RPI Win: 261		WON-LOST RECORD		WINNING PCT. RANK		LAST 10 GAMES		STRENGTH OF SCHEDULE		OPP. STRENGTH OF SCHEDULE		TEAM RPI		ADJ RPI		CONF. RPI		ADJ CONF. RPI	
DIV. I ONLY		14- 9		.6087 106		8-2		295		215		199		.48066 199		28		28	
DIV. I NON-CONF.		6- 7		.46154 191		0		278		131		233		.45737 231		28		28	
TOTALS		RPI 1-25		RPI 26-50		W-L RECORDS		RPI 51-100		RPI 101-150		RPI 150+							
14- 9		0- 0		0- 0		OVERALL		1- 4		1- 2		12- 3							
4- 1		0- 0		0- 0		HOME		0- 0		0- 1		4- 0							
6- 4		0- 0		0- 0		AWAY		1- 2		0- 1		5- 1							
4- 4		0- 0		0- 0		NEUTRAL		0- 2		1- 0		3- 2							
6- 7		0- 0		0- 0		NON-CONFERENCE		1- 4		1- 0		4- 3							
1- 0		0- 0		0- 0		HOME		0- 0		0- 0		1- 0							
1- 3		0- 0		0- 0		AWAY		1- 2		0- 0		0- 1							
4- 4		0- 0		0- 0		NEUTRAL		0- 2		1- 0		3- 2							
8- 2		0- 0		0- 0		CONFERENCE		0- 0		0- 2		8- 0							
3- 1		0- 0		0- 0		HOME		0- 0		0- 1		3- 0							
5- 1		0- 0		0- 0		AWAY		0- 0		0- 1		5- 0							
0- 0		0- 0		0- 0		NEUTRAL		0- 0		0- 0		0- 0							
RPI	S	Opponent	Score	RPI	S	Opponent	Score	RPI	S	Opponent	Score	RPI	S	Opponent	Score				
								71	A	Ohio St.	1 3	107	A	Stony Brook	1 3				
								79	A	Michigan St.	0 3	107	H	Stony Brook	0 3				
								82	N	Hofstra	0 3	129	N	West Virginia	3 0				
								83	A	FGCU	3 2	173	N	UAB	3 0				
								88	N	Texas A&M	1 3	183	N	Western Mich.	0 3				
												191	N	Ohio	1 3				
												207	A	New Hampshire	3 2				
												214	A	Army West Point	2 3				
												292	A	UMBC	3 1				
												292	H	UMBC	3 1				
												294	A	Hartford	3 0				
												294	H	Hartford	3 0				
												309	A	Binghamton	3 2				
												309	H	Binghamton	3 1				
												311	N	Western Ill.	3 0				
												318	N	Southeastern La.	3 1				
												324	A	UMass Lowell	3 1				
												325	H	Siena	3 0				
LAST 10 GAMES																			
								107	H	Stony Brook	0 3	324	A	UMass Lowell	3 1				
								294	H	Hartford	3 0	294	A	Hartford	3 0				
								309	A	Binghamton	3 2	107	A	Stony Brook	1 3				
								292	A	UMBC	3 1	292	H	UMBC	3 1				
								207	A	New Hampshire	3 2	309	H	Binghamton	3 1				

Non-Div. I Games:

Albany (NY)

Average RPI Win:		228	WON-LOST RECORD		WINNING PCT. RANK		LAST 10 GAMES		STRENGTH OF SCHEDULE		OPP. STRENGTH OF SCHEDULE		TEAM RPI		ADJ RPI		CONF. RPI		ADJ CONF. RPI		
DIV. I ONLY			8- 18		.30769 269		3-7		92		88		202		.47991 200		11		10		
DIV. I NON-CONF.			3- 9		.25 271		0		51		62		181		.48892 181		8		8		
TOTALS		RPI 1-25		RPI 26-50		W-L RECORDS		RPI 51-100		RPI 101-150		RPI 150+									
8- 18		0- 5		0- 1		OVERALL		0- 4		1- 4		7- 4									
6- 7		0- 1		0- 1		HOME		0- 1		1- 2		5- 2									
2- 7		0- 3		0- 0		AWAY		0- 1		0- 1		2- 2									
0- 4		0- 1		0- 0		NEUTRAL		0- 2		0- 1		0- 0									
3- 9		0- 2		0- 1		NON-CONFERENCE		0- 4		0- 2		3- 0									
3- 3		0- 0		0- 1		HOME		0- 1		0- 1		3- 0									
0- 2		0- 1		0- 0		AWAY		0- 1		0- 0		0- 0									
0- 4		0- 1		0- 0		NEUTRAL		0- 2		0- 1		0- 0									
5- 9		0- 3		0- 0		CONFERENCE		0- 0		1- 2		4- 4									
3- 4		0- 1		0- 0		HOME		0- 0		1- 1		2- 2									
2- 5		0- 2		0- 0		AWAY		0- 0		0- 1		2- 2									
0- 0		0- 0		0- 0		NEUTRAL		0- 0		0- 0		0- 0									
RPI	S	Opponent		Score		RPI	S	Opponent		Score		RPI	S	Opponent		Score					
9	A	Pittsburgh		0	3	34	H	Illinois St.		0	3	54	N	Pepperdine		0	3				
16	A	Creighton		0	3							56	N	Northwestern		1	3				
16	H	Creighton		2	3							95	H	Auburn		0	3				
18	A	Marquette		0	3							100	A	Arkansas		0	3				
22	N	Cal Poly		0	3																
						LAST 10 GAMES															
						208 H Seton Hall						3	1	176 H Xavier						1	3
						176 A Xavier						0	3	18 A Marquette						0	3
						106 H St. John's (NY)						1	3	123 H Villanova						3	1
						16 A Creighton						0	3	157 H Georgetown						0	3
						277 A Providence						3	0	246 A DePaul						2	3

Non-Div. I Games:

Butler

Average RPI Win: 170		WON-LOST RECORD		WINNING PCT. RANK		LAST 10 GAMES		STRENGTH OF SCHEDULE		OPP. STRENGTH OF SCHEDULE		TEAM RPI		ADJ RPI		CONF. RPI		ADJ CONF. RPI	
DIV. I ONLY		8- 19		.2963 274		5-5		88		104		206		.4779 201		12		12	
DIV. I NON-CONF.		2- 11		.15385 296		0		109		80		261		.43869 260		11		11	
TOTALS		RPI 1-25		RPI 26-50		W-L RECORDS		RPI 51-100		RPI 101-150		RPI 150+							
8- 19		0- 0		1- 3		OVERALL		1- 5		2- 7		4- 4							
5- 9		0- 0		1- 1		HOME		1- 2		1- 4		2- 2							
3- 6		0- 0		0- 2		AWAY		0- 2		1- 0		2- 2							
0- 4		0- 0		0- 0		NEUTRAL		0- 1		0- 3		0- 0							
2- 11		0- 0		1- 1		NON-CONFERENCE		0- 3		0- 5		1- 2							
2- 5		0- 0		1- 0		HOME		0- 1		0- 2		1- 2							
0- 2		0- 0		0- 1		AWAY		0- 1		0- 0		0- 0							
0- 4		0- 0		0- 0		NEUTRAL		0- 1		0- 3		0- 0							
6- 8		0- 0		0- 2		CONFERENCE		1- 2		2- 2		3- 2							
3- 4		0- 0		0- 1		HOME		1- 1		1- 2		1- 0							
3- 4		0- 0		0- 1		AWAY		0- 1		1- 0		2- 2							
0- 0		0- 0		0- 0		NEUTRAL		0- 0		0- 0		0- 0							
RPI	S	Opponent	Score	RPI	S	Opponent	Score	RPI	S	Opponent	Score	RPI	S	Opponent	Score				
				38	A	Colorado St.	0 3	55	A	Hawai i	1 3	112	H	UNLV	1 3				
				38	H	Colorado St.	1 3	59	H	Portl and	1 3	116	N	Lipscomb	0 3				
				39	A	Ari zona	0 3	59	N	Portl and	0 3	125	A	Boi se St.	3 2				
				40	H	San Di ego	3 0	91	A	Wyomi ng	0 3	125	H	Boi se St.	1 3				
								91	H	Wyomi ng	3 2	131	H	CSU Bakersfi el d	2 3				
								98	H	Fresno St.	0 3	136	N	Idaho	1 3				
												140	H	Oregon St.	1 3				
												142	N	Paci fi c	2 3				
												144	H	New Mexi co	3 1				
												152	A	San Jose St.	2 3				
												158	A	Air Force	0 3				
												177	H	Loui si ana	2 3				
												222	H	Seattle U	3 2				
												233	A	Nevada	3 1				
												249	H	UTEP	2 3				
												253	A	Utah St.	3 2				
												253	H	Utah St.	3 0				
LAST 10 GAMES																			
				144	H	New Mexi co	3 1	233	A	Nevada	3 1								
				125	H	Boi se St.	1 3	152	A	San Jose St.	2 3								
				253	H	Utah St.	3 0	112	H	UNLV	1 3								
				91	A	Wyomi ng	0 3	253	A	Utah St.	3 2								
				38	A	Col orado St.	0 3	125	A	Boi se St.	3 2								

Non-Div. I Games:

San Diego St.

Average RPI Win: 244		WON-LOST	WINNING	LAST 10	STRENGTH OF		OPP. STRENGTH	TEAM	ADJ	CONF.	ADJ CONF.
Average RPI Loss: 174		RECORD	PCT. RANK	GAMES	SCHEDULE		OF SCHEDULE	RPI	RPI	RPI	RPI
DIV. I ONLY		14- 11	.56	135	6-4		271	219	201	.47758	202
DIV. I NON-CONF.		7- 4	.63636	110	0		296	278	206	.47213	207
TOTALS		RPI 1-25	RPI 26-50		W-L RECORDS		RPI 51-100		RPI 101-150		RPI 150+
14- 11	0- 0	0- 1		OVERALL		0- 0		1- 2		13- 8	
8- 3	0- 0	0- 1		HOME		0- 0		1- 0		7- 2	
3- 6	0- 0	0- 0		AWAY		0- 0		0- 1		3- 5	
3- 2	0- 0	0- 0		NEUTRAL		0- 0		0- 1		3- 1	
7- 4	0- 0	0- 0		NON-CONFERENCE		0- 0		0- 1		7- 3	
4- 0	0- 0	0- 0		HOME		0- 0		0- 0		4- 0	
0- 2	0- 0	0- 0		AWAY		0- 0		0- 0		0- 2	
3- 2	0- 0	0- 0		NEUTRAL		0- 0		0- 1		3- 1	
7- 7	0- 0	0- 1		CONFERENCE		0- 0		1- 1		6- 5	
4- 3	0- 0	0- 1		HOME		0- 0		1- 0		3- 2	
3- 4	0- 0	0- 0		AWAY		0- 0		0- 1		3- 3	
0- 0	0- 0	0- 0		NEUTRAL		0- 0		0- 0		0- 0	
RPI S Opponent	Score	RPI S Opponent	Score	RPI S Opponent	Score	RPI S Opponent	Score	RPI S Opponent	Score	RPI S Opponent	Score
		35 H ETSU	1 3					120 N Little Rock	0 3		
								135 A Wofford	0 3		
								135 H Wofford	3 1		
								151 A Samford	0 3		
								151 H Samford	3 2		
								189 A Furman	0 3		
								189 H Furman	1 3		
								193 A Morehead St.	0 3		
								211 A UNC Greensboro	3 2		
								211 H UNC Greensboro	2 3		
								212 N Wright St.	0 3		
								215 H UT Martin	3 1		
								228 A Western Caro.	3 2		
								228 H Western Caro.	3 1		
								229 A Chattanooga	0 3		
								229 H Chattanooga	3 0		
								245 A Jacksonville St.	1 3		
								272 H Florida A&M	3 0		
								273 H Alabama A&M	3 0		
								274 A The Citadel	3 0		
								297 N Saint Francis (PA)	3 0		
								298 H Jacksonville	3 1		
								299 N Lamar University	3 1		
								308 N North Ala.	3 2		
LAST 10 GAMES											
308 N North Ala.	3 2	228 A Western Caro.	3 2								
151 H Samford	3 2	211 A UNC Greensboro	3 2								
229 H Chattanooga	3 0	35 H ETSU	1 3								
189 H Furman	1 3	274 A The Citadel	3 0								
135 H Wofford	3 1	229 A Chattanooga	0 3								

Non-Div. I Games:

Mercer

Average RPI Win: 207		WON-LOST RECORD		WINNING PCT. RANK		LAST 10 GAMES		STRENGTH OF SCHEDULE		OPP. STRENGTH OF SCHEDULE		TEAM RPI		ADJ RPI		CONF. RPI		ADJ CONF. RPI	
DIV. I ONLY		9- 18		.33333 253		2-8		112		106		204		.47752 203		8		8	
DIV. I NON-CONF.		7- 5		.58333 138		0		215		133		151		.50963 150		9		9	
TOTALS		RPI 1-25		RPI 26-50		W-L RECORDS		RPI 51-100		RPI 101-150		RPI 150+							
9- 18		0- 1		0- 5		OVERALL		0- 2		1- 6		8- 4							
4- 5		0- 0		0- 1		HOME		0- 1		1- 2		3- 1							
1- 12		0- 1		0- 4		AWAY		0- 1		0- 4		1- 2							
4- 1		0- 0		0- 0		NEUTRAL		0- 0		0- 0		4- 1							
7- 5		0- 0		0- 3		NON-CONFERENCE		0- 0		0- 0		7- 2							
2- 1		0- 0		0- 0		HOME		0- 0		0- 0		2- 1							
1- 3		0- 0		0- 3		AWAY		0- 0		0- 0		1- 0							
4- 1		0- 0		0- 0		NEUTRAL		0- 0		0- 0		4- 1							
2- 13		0- 1		0- 2		CONFERENCE		0- 2		1- 6		1- 2							
2- 4		0- 0		0- 1		HOME		0- 1		1- 2		1- 0							
0- 9		0- 1		0- 1		AWAY		0- 1		0- 4		0- 2							
0- 0		0- 0		0- 0		NEUTRAL		0- 0		0- 0		0- 0							
RPI	S	Opponent	Score	RPI	S	Opponent	Score	RPI	S	Opponent	Score	RPI	S	Opponent	Score				
15	A	UNI	0 3	28	A	Tennessee	0 3	68	A	Val parai so	0 3	115	A	Missouri St.	1 3				
				34	A	Illinois St.	1 3	68	H	Val parai so	0 3	115	H	Missouri St.	1 3				
				34	H	Illinois St.	0 3					117	A	Bradley	1 3				
				38	A	Colorado St.	0 3					117	H	Bradley	3 1				
				50	A	Colorado	0 3					124	A	Drake	1 3				
												130	A	Loyol a Chi cago	1 3				
												130	H	Loyol a Chi cago	0 3				
												156	H	Green Bay	3 2				
												192	N	Winthrop	3 0				
												194	N	Oakl and	2 3				
												195	N	Liberty	3 1				
												196	A	Purdue Fort Wayne	3 0				
												223	H	Saint Louis	3 2				
												226	A	Evansville	0 3				
												237	A	Southern Ill.	1 3				
												237	H	Southern Ill.	3 0				
												248	H	Central Mich.	2 3				
												258	N	North Florida	3 1				
												293	N	Portland St.	3 1				
LAST 10 GAMES				LAST 10 GAMES				LAST 10 GAMES				LAST 10 GAMES							
				115	A	Missouri St.	1 3	130	A	Loyol a Chi cago	1 3	226	A	Evansville	0 3				
				237	A	Southern Ill.	1 3	124	A	Drake	1 3	237	H	Southern Ill.	3 0				
				117	H	Bradley	3 1	115	H	Missouri St.	1 3								
				34	H	Illinois St.	0 3												
				68	A	Val parai so	0 3												

Non-Div. I Games:

Indiana St.

B
r
y
a
n
t

Bryant

Average RPI Win: 231		WON-LOST	WINNING	LAST 10	STRENGTH OF		OPP. STRENGTH	TEAM	ADJ	CONF.	ADJ CONF.
Average RPI Loss: 149		RECORD	PCT. RANK	GAMES	SCHEDULE		OF SCHEDULE	RPI	RPI	RPI	RPI
DIV. I ONLY		10- 11	.47619	196	7-3		232	203	203	.47651	205
DIV. I NON-CONF.		2- 7	.22222	282	0		268	244	298	.39154	299
TOTALS		RPI 1-25	RPI 26-50		W-L RECORDS		RPI 51-100		RPI 101-150		RPI 150+
10- 11	0- 0	0- 1		OVERALL		1- 2		0- 2		9- 6	
6- 2	0- 0	0- 1		HOME		1- 0		0- 0		5- 1	
2- 7	0- 0	0- 0		AWAY		0- 2		0- 1		2- 4	
2- 2	0- 0	0- 0		NEUTRAL		0- 0		0- 1		2- 1	
2- 7	0- 0	0- 0		NON-CONFERENCE		0- 1		0- 2		2- 4	
0- 1	0- 0	0- 0		HOME		0- 0		0- 0		0- 1	
0- 4	0- 0	0- 0		AWAY		0- 1		0- 1		0- 2	
2- 2	0- 0	0- 0		NEUTRAL		0- 0		0- 1		2- 1	
8- 4	0- 0	0- 1		CONFERENCE		1- 1		0- 0		7- 2	
6- 1	0- 0	0- 1		HOME		1- 0		0- 0		5- 0	
2- 3	0- 0	0- 0		AWAY		0- 1		0- 0		2- 2	
0- 0	0- 0	0- 0		NEUTRAL		0- 0		0- 0		0- 0	
RPI S	Opponent	Score	RPI S	Opponent	Score	RPI S	Opponent	Score	RPI S	Opponent	Score
			37 H	Dayton	1 3	75 A	VCU	0 3	103 A	American	0 3
						75 H	VCU	3 0	122 N	UNCW	1 3
						97 A	Navy	0 3	157 A	Georgetown	1 3
									162 A	La Salle	0 3
									178 H	Howard	1 3
									186 A	Davi dson	1 3
									186 H	Davi dson	3 0
									221 A	Vi rgini a	1 3
									223 H	Sai nt Loui s	3 2
									225 A	Duquesne	3 2
									236 A	George Washi ngton	3 1
									236 H	George Washi ngton	3 1
									259 H	Rhode Isl and	3 2
									262 H	Fordham	3 1
									280 N	Penn	3 1
									296 N	Youngstown St.	1 3
									330 N	Norfol k St.	3 0
LAST 10 GAMES											
			75 H	VCU	3 0	186 A	Davi dson	1 3			
			186 H	Davi dson	3 0	75 A	VCU	0 3			
			236 A	George Washi ngton	3 1	259 H	Rhode Isl and	3 2			
			162 A	La Salle	0 3	262 H	Fordham	3 1			
			225 A	Duquesne	3 2	236 H	George Washi ngton	3 1			

Non-Div. I Games:

George Mason

Average RPI Win:		253	WON-LOST RECORD		WINNING PCT. RANK		LAST 10 GAMES		STRENGTH OF SCHEDULE		OPP. STRENGTH OF SCHEDULE		TEAM RPI		ADJ RPI		CONF. RPI		ADJ CONF. RPI				
DIV. I ONLY			11- 12		.47826 194		2-8		233		173		200		.47645 206		7 7						
DIV. I NON-CONF.			7- 3		.7 74		0		323		335		238		.44892 243		7 7						
TOTALS		RPI 1-25		RPI 26-50				W-L RECORDS				RPI 51-100				RPI 101-150				RPI 150+			
11- 12		0- 2		0- 4				OVERALL				0- 2				3- 0				8- 4			
5- 6		0- 2		0- 2				HOME				0- 1				2- 0				3- 1			
4- 5		0- 0		0- 2				AWAY				0- 1				1- 0				3- 2			
2- 1		0- 0		0- 0				NEUTRAL				0- 0				0- 0				2- 1			
7- 3		0- 0		0- 0				NON-CONFERENCE				0- 0				0- 0				7- 3			
3- 1		0- 0		0- 0				HOME				0- 0				0- 0				3- 1			
2- 1		0- 0		0- 0				AWAY				0- 0				0- 0				2- 1			
2- 1		0- 0		0- 0				NEUTRAL				0- 0				0- 0				2- 1			
4- 9		0- 2		0- 4				CONFERENCE				0- 2				3- 0				1- 1			
2- 5		0- 2		0- 2				HOME				0- 1				2- 0				0- 0			
2- 4		0- 0		0- 2				AWAY				0- 1				1- 0				1- 1			
0- 0		0- 0		0- 0				NEUTRAL				0- 0				0- 0				0- 0			
RPI	S	Opponent		Score		RPI	S	Opponent		Score		RPI	S	Opponent		Score		RPI	S	Opponent		Score	
11	H	UCF		0 3		45	A	Wichita St.		0 3		70	A	Tulane		1 3		143	H	SMU		3 1	
23	H	Cincinnati		0 3		45	H	Wichita St.		1 3		99	H	South Fla.		1 3		147	A	UConn		3 1	
						47	A	Tulsa		1 3								148	H	Houston		3 1	
						47	H	Tulsa		1 3								159	A	Southern Miss.		0 3	
																		163	A	Memphis		2 3	
																		169	H	Charlotte		0 3	
																		174	A	Temple		3 1	
																		283	N	USC Upstate		3 0	
																		300	A	Tennessee Tech		3 0	
																		303	N	Hampton		2 3	
																		304	H	Eastern Wash.		3 0	
																		310	H	Gardner-Webb		3 0	
																		322	A	N.C. Central		3 0	
																		322	H	N.C. Central		3 1	
																		331	N	Alcorn		3 0	
LAST 10 GAMES						LAST 10 GAMES						LAST 10 GAMES						LAST 10 GAMES					
						45	H	Wichita St.		1 3		11	H	UCF		0 3							
						47	H	Tulsa		1 3		47	A	Tulsa		1 3							
						163	A	Memphis		2 3		45	A	Wichita St.		0 3							
						70	A	Tulane		1 3		174	A	Temple		3 1							
						99	H	South Fla.		1 3		147	A	UConn		3 1							

Non-Div. I Games: Spring Hill 3 0

East Carolina

Average RPI Win:		266	WON-LOST RECORD		WINNING PCT. RANK		LAST 10 GAMES		STRENGTH OF SCHEDULE		OPP. STRENGTH OF SCHEDULE		TEAM RPI		ADJ RPI		CONF. RPI		ADJ CONF. RPI	
DIV. I ONLY			12- 13		.48 190		7-3		234		236		208		.47601 207		28		28	
DIV. I NON-CONF.			4- 10		.28571 260		0		102		124		210		.46974 210		28		28	
TOTALS		RPI 1-25		RPI 26-50		W-L RECORDS		RPI 51-100		RPI 101-150		RPI 150+								
12- 13		0- 0		0- 1		OVERALL		1- 3		0- 4		11- 5								
4- 3		0- 0		0- 0		HOME		0- 0		0- 1		4- 2								
6- 4		0- 0		0- 0		AWAY		0- 0		0- 2		6- 2								
2- 6		0- 0		0- 1		NEUTRAL		1- 3		0- 1		1- 1								
4- 10		0- 0		0- 1		NON-CONFERENCE		1- 3		0- 2		3- 4								
0- 1		0- 0		0- 0		HOME		0- 0		0- 0		0- 1								
2- 3		0- 0		0- 0		AWAY		0- 0		0- 1		2- 2								
2- 6		0- 0		0- 1		NEUTRAL		1- 3		0- 1		1- 1								
8- 3		0- 0		0- 0		CONFERENCE		0- 0		0- 2		8- 1								
4- 2		0- 0		0- 0		HOME		0- 0		0- 1		4- 1								
4- 1		0- 0		0- 0		AWAY		0- 0		0- 1		4- 0								
0- 0		0- 0		0- 0		NEUTRAL		0- 0		0- 0		0- 0								
RPI	S	Opponent	Score	RPI	S	Opponent	Score	RPI	S	Opponent	Score	RPI	S	Opponent	Score					
				33	N	Syracuse	0 3	56	N	Northwestern	1 3	107	A	Stony Brook	1 3					
								60	N	Princeton	1 3	107	H	Stony Brook	1 3					
								61	N	Yale	3 1	134	N	South Dakota	1 3					
								65	N	Maryl and	0 3	147	A	UConn	1 3					
												160	H	Northeastern	1 3					
												174	A	Temple	1 3					
												179	N	Iona	2 3					
												199	H	Al bany (NY)	2 3					
												204	A	Bryant	3 2					
												214	N	Army West Point	3 2					
												259	A	Rhode Island	1 3					
												269	A	Milwaukee	3 1					
												292	A	UMBC	3 0					
												292	H	UMBC	3 2					
												294	A	Hartford	3 0					
												294	H	Hartford	3 0					
												309	A	Binghamton	3 1					
												309	H	Binghamton	3 1					
												324	A	UMass Lowell	3 0					
												324	H	UMass Lowell	3 0					
				LAST 10 GAMES																
				292 H UMBC				3 2					199 H Al bany (NY)				2 3			
				309 H Binghamton				3 1					309 A Binghamton				3 1			
				294 A Hartford				3 0					292 A UMBC				3 0			
				107 A Stony Brook				1 3					107 H Stony Brook				1 3			
				324 A UMass Lowell				3 0					294 H Hartford				3 0			

Non-Div. I Games:

New Hampshire

Average RPI Win:		227	WON-LOST RECORD		WINNING PCT. RANK		LAST 10 GAMES		STRENGTH OF SCHEDULE		OPP. STRENGTH OF SCHEDULE		TEAM RPI		ADJ RPI		CONF. RPI		ADJ CONF. RPI				
DIV. I ONLY			9- 19		.32143 262		4-6		106		114		209		.47595 208		11		10				
DIV. I NON-CONF.			5- 8		.38462 235		0		45		143		138		.51816 138		8		8				
TOTALS		RPI 1-25		RPI 26-50				W-L RECORDS		RPI 51-100				RPI 101-150				RPI 150+					
9- 19		0- 4		0- 0				OVERALL		1- 5				0- 4				8- 6					
4- 8		0- 3		0- 0				HOME		1- 2				0- 1				3- 2					
1- 9		0- 1		0- 0				AWAY		0- 2				0- 3				1- 3					
4- 2		0- 0		0- 0				NEUTRAL		0- 1				0- 0				4- 1					
5- 8		0- 1		0- 0				NON-CONFERENCE		1- 5				0- 1				4- 1					
1- 3		0- 1		0- 0				HOME		1- 2				0- 0				0- 0					
0- 3		0- 0		0- 0				AWAY		0- 2				0- 1				0- 0					
4- 2		0- 0		0- 0				NEUTRAL		0- 1				0- 0				4- 1					
4- 11		0- 3		0- 0				CONFERENCE		0- 0				0- 3				4- 5					
3- 5		0- 2		0- 0				HOME		0- 0				0- 1				3- 2					
1- 6		0- 1		0- 0				AWAY		0- 0				0- 2				1- 3					
0- 0		0- 0		0- 0				NEUTRAL		0- 0				0- 0				0- 0					
RPI	S	Opponent		Score		RPI	S	Opponent		Score		RPI	S	Opponent		Score		RPI	S	Opponent		Score	
9	H	Pittsburgh		0	3					60	H	Princeton	1	3	106	A	St. John's (NY)	0	3				
16	A	Creighton		0	3					62	N	Texas Tech	0	3	119	A	Buffalo	1	3				
16	H	Creighton		0	3					75	H	VCU	3	2	123	A	Villanova	1	3				
18	H	Marquette		0	3					82	A	Hofstra	2	3	123	H	Villanova	0	3				
										84	H	Oklahoma	0	3	157	A	Georgetown	0	3				
										93	A	UC Santa Barbara	1	3	157	H	Georgetown	3	0				
															176	A	Xavier	1	3				
															176	H	Xavier	1	3				
															197	N	Dartmouth	0	3				
															200	A	Butler	1	3				
															200	H	Butler	0	3				
															213	N	Columbia	3	0				
															232	N	Sacred Heart	3	0				
															246	H	DePaul	3	0				
															261	N	North Dakota St.	3	1				
															277	A	Providence	3	2				
															277	H	Providence	3	1				
															301	N	Niagara	3	0				
						LAST 10 GAMES																	
						200	A	Butler	1	3	123	H	Villanova	0	3								
						277	A	Providence	3	2	157	H	Georgetown	3	0								
						16	H	Creighton	0	3	18	H	Marquette	0	3								
						277	H	Providence	3	1	246	H	DePaul	3	0								
						176	A	Xavier	1	3	16	A	Creighton	0	3								

Non-Div. I Games:

Seton Hall

Average RPI Win: 258		WON-LOST RECORD		WINNING PCT. RANK		LAST 10 GAMES		STRENGTH OF SCHEDULE		OPP. STRENGTH OF SCHEDULE		TEAM RPI		ADJ RPI		CONF. RPI		ADJ CONF. RPI	
DIV. I ONLY		13- 14		.48148 184		7-3		205		277		207		.47499 209		24		24	
DIV. I NON-CONF.		5- 8		.38462 235		0		204		273		241		.44979 241		25		25	
TOTALS		RPI 1-25		RPI 26-50		W-L RECORDS		RPI 51-100		RPI 101-150		RPI 150+							
13- 14		0- 0		0- 0		OVERALL		0- 3		1- 4		12- 7							
9- 5		0- 0		0- 0		HOME		0- 1		1- 2		8- 2							
3- 6		0- 0		0- 0		AWAY		0- 1		0- 2		3- 3							
1- 3		0- 0		0- 0		NEUTRAL		0- 1		0- 0		1- 2							
5- 8		0- 0		0- 0		NON-CONFERENCE		0- 1		1- 2		4- 5							
4- 2		0- 0		0- 0		HOME		0- 0		1- 1		3- 1							
0- 3		0- 0		0- 0		AWAY		0- 0		0- 1		0- 2							
1- 3		0- 0		0- 0		NEUTRAL		0- 1		0- 0		1- 2							
8- 6		0- 0		0- 0		CONFERENCE		0- 2		0- 2		8- 2							
5- 3		0- 0		0- 0		HOME		0- 1		0- 1		5- 1							
3- 3		0- 0		0- 0		AWAY		0- 1		0- 1		3- 1							
0- 0		0- 0		0- 0		NEUTRAL		0- 0		0- 0		0- 0							
RPI	S	Opponent	Score	RPI	S	Opponent	Score	RPI	S	Opponent	Score	RPI	S	Opponent	Score				
								53	N	James Madi son	1 3	103	A	Ameri can	1 3				
								97	A	Navy	1 3	103	H	Ameri can	2 3				
								97	H	Navy	0 3	105	H	Radford	1 3				
												139	A	UT Ar lington	1 3				
												145	H	Towson	3 1				
												157	A	Georgetown	0 3				
												158	N	Air Force	1 3				
												162	H	La Salle	0 3				
												164	H	Col gate	3 0				
												178	H	Howard	3 2				
												184	A	Lehi gh	2 3				
												184	H	Lehi gh	2 3				
												214	A	Army West Point	3 2				
												214	H	Army West Point	3 2				
												271	A	Hol y Cross	3 0				
												271	H	Hol y Cross	3 1				
												286	N	Robert Morris	2 3				
												292	A	UMBC	1 3				
												309	N	Bi nghamton	3 0				
												312	H	Bucknel l	3 1				
												317	H	Coppin St.	3 0				
												320	A	Lafayette	3 0				
												320	H	Lafayette	3 0				
												325	H	Si ena	3 1				
LAST 10 GAMES																			
								157	A	Georgetown	0 3	103	H	Ameri can	2 3				
								162	H	La Salle	0 3	184	H	Lehi gh	2 3				
								214	A	Army West Point	3 2	320	H	Lafayette	3 0				
								271	A	Hol y Cross	3 0	164	H	Col gate	3 0				
								97	H	Navy	0 3	312	H	Bucknel l	3 1				

Non-Div. I Games:

Loyola Maryl and

Average RPI Win:		239	WON-LOST RECORD		WINNING PCT. RANK		LAST 10 GAMES		STRENGTH OF SCHEDULE		OPP. STRENGTH OF SCHEDULE		TEAM RPI		ADJ RPI		CONF. RPI		ADJ CONF. RPI	
DIV. I ONLY			6- 21		.22222 301		0-10		57		79		210		.47498 210		1		2	
DIV. I NON-CONF.			6- 7		.46154 191		0		134		263		182		.48865 182		2		2	
TOTALS		RPI 1-25		RPI 26-50		W-L RECORDS		RPI 51-100		RPI 101-150		RPI 150+								
6- 21		0- 6		0- 0		OVERALL		1- 10		0- 2		5- 3								
2- 7		0- 2		0- 0		HOME		1- 5		0- 0		1- 0								
1- 11		0- 4		0- 0		AWAY		0- 5		0- 1		1- 1								
3- 3		0- 0		0- 0		NEUTRAL		0- 0		0- 1		3- 2								
6- 7		0- 0		0- 0		NON-CONFERENCE		1- 2		0- 2		5- 3								
2- 1		0- 0		0- 0		HOME		1- 1		0- 0		1- 0								
1- 3		0- 0		0- 0		AWAY		0- 1		0- 1		1- 1								
3- 3		0- 0		0- 0		NEUTRAL		0- 0		0- 1		3- 2								
0- 14		0- 6		0- 0		CONFERENCE		0- 8		0- 0		0- 0								
0- 6		0- 2		0- 0		HOME		0- 4		0- 0		0- 0								
0- 8		0- 4		0- 0		AWAY		0- 4		0- 0		0- 0								
0- 0		0- 0		0- 0		NEUTRAL		0- 0		0- 0		0- 0								
RPI	S	Opponent		Score		RPI	S	Opponent		Score		RPI	S	Opponent		Score				
7	A	Wisconsin		0 3						57	A	Indiana	0 3		106	N	St. John's (NY)	1 3		
12	H	Purdue		1 3						57	H	Indiana	1 3		147	A	UConn	1 3		
13	A	Michigan		0 3						65	A	Maryland	0 3		164	N	Colgate	1 3		
14	A	Nebraska		0 3						65	H	Maryland	0 3		178	H	Howard	3 0		
17	A	Penn St.		0 3						70	H	Tulane	0 3		184	A	Lehigh	2 3		
17	H	Penn St.		0 3						71	H	Ohio St.	2 3		250	N	Rider	3 0		
										73	A	Iowa	0 3		260	N	Chicago St.	0 3		
										73	H	Iowa	0 3		271	N	Holy Cross	3 1		
										79	A	Michigan St.	1 3		317	N	Coppin St.	3 0		
										90	A	California	0 3		320	A	Lafayette	3 0		
										97	H	Navy	3 1							
LAST 10 GAMES																				
				14	A	Nebraska	0 3					17	A	Penn St.	0 3					
				73	A	Iowa	0 3					57	A	Indiana	0 3					
				57	H	Indiana	1 3					73	H	Iowa	0 3					
				12	H	Purdue	1 3					65	H	Maryland	0 3					
				17	H	Penn St.	0 3					71	H	Ohio St.	2 3					

Non-Div. I Games:

Rutgers

Average RPI Win: 235		WON-LOST	WINNING	LAST 10	STRENGTH OF		OPP. STRENGTH	TEAM	ADJ	CONF.	ADJ CONF.
Average RPI Loss: 126		RECORD	PCT. RANK	GAMES	SCHEDULE		OF SCHEDULE	RPI	RPI	RPI	RPI
DIV. I ONLY		11- 15	.42308	222	3-7		199	151	212	.47316	211
DIV. I NON-CONF.		6- 6	.5	170	0		230	117	185	.48586	185
TOTALS		RPI 1-25	RPI 26-50		W-L RECORDS		RPI 51-100		RPI 101-150		RPI 150+
11- 15	0- 0	0- 5		OVERALL		0- 2		0- 1		11- 7	
7- 4	0- 0	0- 1		HOME		0- 1		0- 0		7- 2	
3- 10	0- 0	0- 4		AWAY		0- 0		0- 1		3- 5	
1- 1	0- 0	0- 0		NEUTRAL		0- 1		0- 0		1- 0	
6- 6	0- 0	0- 3		NON-CONFERENCE		0- 2		0- 0		6- 1	
4- 1	0- 0	0- 0		HOME		0- 1		0- 0		4- 0	
1- 4	0- 0	0- 3		AWAY		0- 0		0- 0		1- 1	
1- 1	0- 0	0- 0		NEUTRAL		0- 1		0- 0		1- 0	
5- 9	0- 0	0- 2		CONFERENCE		0- 0		0- 1		5- 6	
3- 3	0- 0	0- 1		HOME		0- 0		0- 0		3- 2	
2- 6	0- 0	0- 1		AWAY		0- 0		0- 1		2- 4	
0- 0	0- 0	0- 0		NEUTRAL		0- 0		0- 0		0- 0	
RPI S Opponent	Score	RPI S Opponent	Score	RPI S Opponent	Score	RPI S Opponent	Score	RPI S Opponent	Score	RPI S Opponent	Score
29 A Kansas	0 3	29 A Kansas	0 3	65 H Maryland	0 3	135 A Wofford	1 3	151 A Samford	0 3	151 H Samford	3 2
35 A ETSU	0 3	35 H ETSU	0 3	79 N Michigan St.	0 3	158 H Air Force	3 2	171 A North Carolina	0 3	189 A Furman	0 3
41 A Duke	0 3					192 H Winthrop	3 1	202 A Mercer	3 2	202 H Mercer	2 3
						218 A Wake Forest	3 1	228 A Western Caro.	0 3	228 H Western Caro.	1 3
						229 A Chattanooga	3 1	229 H Chattanooga	3 0	274 A The Citadel	1 3
						274 H The Citadel	3 0	287 N UMES	3 0	307 H N. C. A&T	3 0
								334 H Delaware St.	3 0		
LAST 10 GAMES				LAST 10 GAMES				LAST 10 GAMES			
151 A Samford	0 3	228 H Western Caro.	1 3	151 H Samford	3 2	274 H The Citadel	3 0	202 H Mercer	2 3	135 A Wofford	1 3
29 A Kansas	0 3	189 A Furman	0 3	35 A ETSU	0 3						
229 A Chattanooga	3 1										

Non-Div. I Games:

UNC Greensboro

Average RPI Win: 227		WON-LOST RECORD		WINNING PCT. RANK		LAST 10 GAMES		STRENGTH OF SCHEDULE		OPP. STRENGTH OF SCHEDULE		TEAM RPI		ADJ RPI		CONF. RPI		ADJ CONF. RPI	
DIV. I ONLY		13- 13		.5 163		4-6		249		242		211		.47281 212		20		20	
DIV. I NON-CONF.		8- 4		.66667 84		0		234		227		139		.51694 139		23		22	
TOTALS		RPI 1-25		RPI 26-50		W-L RECORDS		RPI 51-100		RPI 101-150		RPI 150+							
13- 13		0- 0		0- 0		OVERALL		0- 2		2- 3		11- 8							
4- 2		0- 0		0- 0		HOME		0- 0		0- 0		4- 2							
3- 9		0- 0		0- 0		AWAY		0- 2		1- 1		2- 6							
6- 2		0- 0		0- 0		NEUTRAL		0- 0		1- 2		5- 0							
8- 4		0- 0		0- 0		NON-CONFERENCE		0- 2		2- 2		6- 0							
0- 0		0- 0		0- 0		HOME		0- 0		0- 0		0- 0							
2- 2		0- 0		0- 0		AWAY		0- 2		1- 0		1- 0							
6- 2		0- 0		0- 0		NEUTRAL		0- 0		1- 2		5- 0							
5- 9		0- 0		0- 0		CONFERENCE		0- 0		0- 1		5- 8							
4- 2		0- 0		0- 0		HOME		0- 0		0- 0		4- 2							
1- 7		0- 0		0- 0		AWAY		0- 0		0- 1		1- 6							
0- 0		0- 0		0- 0		NEUTRAL		0- 0		0- 0		0- 0							
RPI	S	Opponent		Score		RPI	S	Opponent		Score		RPI	S	Opponent		Score			

Non-Div. I Games:

Wright St.

Average RPI Win: 227		WON-LOST	WINNING	LAST 10	STRENGTH OF		OPP. STRENGTH	TEAM	ADJ	CONF.	ADJ CONF.
Average RPI Loss: 155		RECORD	PCT. RANK	GAMES	SCHEDULE		OF SCHEDULE	RPI	RPI	RPI	RPI
DIV. I ONLY		10- 12	.45455	206	3-7		241	183	213	.4715	213
DIV. I NON-CONF.		6- 4	.6	130	0		275	232	186	.48577	186
TOTALS		RPI 1-25	RPI 26-50		W-L RECORDS		RPI 51-100		RPI 101-150		RPI 150+
10- 12	0- 0	0- 0		OVERALL		1- 3		0- 3		9- 6	
6- 3	0- 0	0- 0		HOME		0- 2		0- 1		6- 0	
3- 5	0- 0	0- 0		AWAY		1- 1		0- 1		2- 3	
1- 4	0- 0	0- 0		NEUTRAL		0- 0		0- 1		1- 3	
6- 4	0- 0	0- 0		NON-CONFERENCE		1- 0		0- 1		5- 3	
2- 0	0- 0	0- 0		HOME		0- 0		0- 0		2- 0	
3- 0	0- 0	0- 0		AWAY		1- 0		0- 0		2- 0	
1- 4	0- 0	0- 0		NEUTRAL		0- 0		0- 1		1- 3	
4- 8	0- 0	0- 0		CONFERENCE		0- 3		0- 2		4- 3	
4- 3	0- 0	0- 0		HOME		0- 2		0- 1		4- 0	
0- 5	0- 0	0- 0		AWAY		0- 1		0- 1		0- 3	
0- 0	0- 0	0- 0		NEUTRAL		0- 0		0- 0		0- 0	
RPI S	Opponent	Score	RPI S	Opponent	Score	RPI S	Opponent	Score	RPI S	Opponent	Score
						60 A	Princeton	0 3	124 N	Drake	0 3
						60 H	Princeton	0 3	141 A	Cornell I	2 3
						61 H	Yale	0 3	141 H	Cornell I	1 3
						82 A	Hofstra	3 2	161 A	Harvard	0 3
									161 H	Harvard	3 1
									166 N	Grand Canyon	0 3
									197 A	Dartmouth	0 3
									197 H	Dartmouth	3 1
									208 N	Seton Hall I	0 3
									219 A	Del aware	3 2
									241 H	Brown	3 1
									244 N	Marist	3 0
									259 N	Rhode Island	2 3
									262 H	Fordham	3 0
									271 A	Holy Cross	3 0
									280 A	Penn	0 3
									280 H	Penn	3 1
									315 H	St. Francis Brooklyn	3 0
LAST 10 GAMES											
						124 N	Drake	0 3	141 A	Cornell I	2 3
						280 H	Penn	3 1	60 A	Princeton	0 3
						60 H	Princeton	0 3	280 A	Penn	0 3
						197 A	Dartmouth	0 3	241 H	Brown	3 1
						161 A	Harvard	0 3	61 H	Yale	0 3

Non-Div. I Games:

Col umbi a

Average RPI Win:		253	WON-LOST RECORD		WINNING PCT. RANK		LAST 10 GAMES		STRENGTH OF SCHEDULE		OPP. STRENGTH OF SCHEDULE		TEAM RPI		ADJ RPI		CONF. RPI		ADJ CONF. RPI	
DIV. I ONLY			12- 15		.44444 210		5-5		202		256		214		.47073 214		24		24	
DIV. I NON-CONF.			5- 8		.38462 235		0		172		213		221		.46429 221		25		25	
TOTALS		RPI 1-25		RPI 26-50		W-L RECORDS		RPI 51-100		RPI 101-150		RPI 150+								
12- 15		0- 1		0- 0		OVERALL		1- 4		1- 1		10- 9								
7- 6		0- 0		0- 0		HOME		1- 2		0- 0		6- 4								
3- 7		0- 1		0- 0		AWAY		0- 1		0- 1		3- 4								
2- 2		0- 0		0- 0		NEUTRAL		0- 1		1- 0		1- 1								
5- 8		0- 1		0- 0		NON-CONFERENCE		0- 3		1- 0		4- 4								
3- 3		0- 0		0- 0		HOME		0- 2		0- 0		3- 1								
0- 3		0- 1		0- 0		AWAY		0- 0		0- 0		0- 2								
2- 2		0- 0		0- 0		NEUTRAL		0- 1		1- 0		1- 1								
7- 7		0- 0		0- 0		CONFERENCE		1- 1		0- 1		6- 5								
4- 3		0- 0		0- 0		HOME		1- 0		0- 0		3- 3								
3- 4		0- 0		0- 0		AWAY		0- 1		0- 1		3- 2								
0- 0		0- 0		0- 0		NEUTRAL		0- 0		0- 0		0- 0								
RPI	S	Opponent		Score		RPI	S	Opponent		Score		RPI	S	Opponent		Score				
21	A	Florida		1	3					61	N	Yale	1	3	103	A	Ameri can	0	3	
										72	H	UTSA	2	3	146	N	FIU	3	0	
										82	H	Hofstra	0	3	164	A	Col gate	0	3	
										97	A	Navy	0	3	164	H	Col gate	0	3	
										97	H	Navy	3	1	181	H	San Franci sco	2	3	
															184	A	Lehi gh	3	2	
															184	H	Lehi gh	2	3	
															199	H	Al bany (NY)	3	2	
															207	N	New Hampshi re	2	3	
															209	A	Loyol a Maryl and	2	3	
															209	H	Loyol a Maryl and	2	3	
															244	A	Mari st	2	3	
															259	A	Rhode Isl and	0	3	
															271	A	Hol y Cross	3	1	
															271	H	Hol y Cross	3	2	
															298	N	Jacksonvi lle	3	1	
															305	H	Qui nni pi ac	3	1	
															312	H	Bucknel l	3	2	
															318	H	Southeastern La.	3	0	
															320	A	Lafayette	3	1	
															320	H	Lafayette	3	0	
LAST 10 GAMES																				
209 H Loyol a Maryl and						2	3	271 A Hol y Cross						3	1					
97 H Navy						3	1	312 H Bucknel l						3	2					
184 A Lehi gh						3	2	103 A Ameri can						0	3					
320 A Lafayette						3	1	97 A Navy						0	3					
164 A Col gate						0	3	209 A Loyol a Maryl and						2	3					

Non-Div. I Games:

Army West Point

Average RPI Win:	244	WON-LOST RECORD	WINNING PCT. RANK	LAST 10 GAMES	STRENGTH OF SCHEDULE	OPP. STRENGTH OF SCHEDULE	TEAM RPI	ADJ RPI	CONF. RPI	ADJ CONF. RPI	
Average RPI Loss:	161	12- 16	.42857 219	4-6	196	235	215	.47017 215	27	27	
DIV. I ONLY		7- 7	.5 170	1-0	170	204	177	.49446 177	26	26	
DIV. I NON-CONF.											
<hr/>											
TOTALS	RPI 1-25	RPI 26-50		W-L RECORDS	RPI 51-100		RPI 101-150		RPI 150+		
12- 16	0- 0	0- 2		OVERALL	0- 3		2- 2		10- 9		
7- 5	0- 0	0- 0		HOME	0- 1		2- 0		5- 4		
2- 8	0- 0	0- 2		AWAY	0- 1		0- 1		2- 4		
3- 3	0- 0	0- 0		NEUTRAL	0- 1		0- 1		3- 1		
<hr/>											
7- 7	0- 0	0- 2		NON-CONFERENCE	0- 1		1- 1		6- 3		
4- 1	0- 0	0- 0		HOME	0- 0		1- 0		3- 1		
0- 3	0- 0	0- 2		AWAY	0- 0		0- 0		0- 1		
3- 3	0- 0	0- 0		NEUTRAL	0- 1		0- 1		3- 1		
<hr/>											
5- 9	0- 0	0- 0		CONFERENCE	0- 2		1- 1		4- 6		
3- 4	0- 0	0- 0		HOME	0- 1		1- 0		2- 3		
2- 5	0- 0	0- 0		AWAY	0- 1		0- 1		2- 3		
0- 0	0- 0	0- 0		NEUTRAL	0- 0		0- 0		0- 0		
<hr/>											
RPI	S	Opponent	Score	RPI	S	Opponent	Score	RPI	S	Opponent	Score
				36	A	Louisville	0 3	108	H	Central Ark.	3 2
				39	A	Arizona	0 3	121	A	Murray St.	0 3
								121	H	Murray St.	3 2
								126	N	UC Davis	1 3
								163	H	Memphis	3 2
								173	H	UAB	1 3
								193	A	Morehead St.	1 3
								198	A	Southeast Mo. St.	1 3
								202	A	Mercer	1 3
								237	N	Southern Ill.	2 3
								245	H	Jacksonville St.	1 3
								265	A	SIUE	1 3
								265	H	SIUE	1 3
								268	A	Eastern Ill.	3 1
								268	H	Eastern Ill.	2 3
								272	H	Florida A&M	3 2
								273	N	Alabama A&M	3 0
								278	N	IUPUI	3 1
								284	H	Belmont	3 0
								285	H	Middle Tenn.	3 2
								290	H	Tennessee St.	3 2
								291	A	Eastern Ky.	3 1
								298	N	Jacksonville	3 1
<hr/>											
LAST 10 GAMES				LAST 10 GAMES				LAST 10 GAMES			
				272	H	Florida A&M	3 2	285	H	Middle Tenn.	3 2
				265	H	SIUE	1 3	284	H	Belmont	3 0
				268	H	Eastern Ill.	2 3	290	H	Tennessee St.	3 2
				121	A	Murray St.	0 3	291	A	Eastern Ky.	3 1
				64	A	Austin Peay	0 3	193	A	Morehead St.	1 3

Non-Div. I Games:

UT Martin

Average RPI Win:		238	WON-LOST RECORD		WINNING PCT. RANK		LAST 10 GAMES		STRENGTH OF SCHEDULE		OPP. STRENGTH OF SCHEDULE		TEAM RPI		ADJ RPI		CONF. RPI		ADJ CONF. RPI	
DIV. I ONLY			10- 17		.37037 236		3-7		167		143		217		.46896 216		14		14	
DIV. I NON-CONF.			7- 7		.5 170		0		178		178		176		.4957 176		13		13	
TOTALS		RPI 1-25		RPI 26-50		W-L RECORDS		RPI 51-100		RPI 101-150		RPI 150+								
10- 17		0- 0		0- 3		OVERALL		1- 3		0- 6		9- 5								
4- 5		0- 0		0- 1		HOME		0- 2		0- 1		4- 1								
2- 9		0- 0		0- 2		AWAY		0- 1		0- 4		2- 2								
4- 3		0- 0		0- 0		NEUTRAL		1- 0		0- 1		3- 2								
7- 7		0- 0		0- 1		NON-CONFERENCE		1- 1		0- 3		6- 2								
2- 0		0- 0		0- 0		HOME		0- 0		0- 0		2- 0								
1- 4		0- 0		0- 1		AWAY		0- 1		0- 2		1- 0								
4- 3		0- 0		0- 0		NEUTRAL		1- 0		0- 1		3- 2								
3- 10		0- 0		0- 2		CONFERENCE		0- 2		0- 3		3- 3								
2- 5		0- 0		0- 1		HOME		0- 2		0- 1		2- 1								
1- 5		0- 0		0- 1		AWAY		0- 0		0- 2		1- 2								
0- 0		0- 0		0- 0		NEUTRAL		0- 0		0- 0		0- 0								
RPI	S	Opponent	Score	RPI	S	Opponent	Score	RPI	S	Opponent	Score	RPI	S	Opponent	Score					
				31	A	Rice	2 3	52	A	Al abama	1 3	101	A	Bowling Green	1 3					
				37	A	Dayton	0 3	72	H	UTSA	1 3	110	N	Ball St.	0 3					
				50	H	Western Ky.	1 3	86	H	Fla. Atlantic	0 3	130	A	Loyola Chi cago	0 3					
								92	N	Georgi a Tech	3 1	138	A	North Texas	0 3					
												146	A	FIU	0 3					
												146	H	FIU	0 3					
												159	A	Southern Miss.	1 3					
												169	H	Charlotte	2 3					
												173	A	UAB	0 3					
												180	N	South Al abama	1 3					
												189	N	Furman	3 2					
												191	H	Chi o	3 1					
												193	H	Morehead St.	3 2					
												227	N	Northern Ill.	0 3					
												249	H	UTEP	3 2					
												278	A	IUPUI	3 1					
												279	N	Georgia St.	3 0					
												285	H	Middle Tenn.	3 0					
												306	A	Loui si ana Tech	3 0					
												316	N	Nichol ls St.	3 0					
				LAST 10 GAMES																
				146	H	FIU	0 3	285	H	Mi ddle Tenn.	3 0									
				86	H	Fla. Atlantic	0 3	31	A	Rice	2 3									
				138	A	North Texas	0 3	249	H	UTEP	3 2									
				159	A	Southern Miss.	1 3	50	H	Western Ky.	1 3									
				72	H	UTSA	1 3	306	A	Loui si ana Tech	3 0									

Non-Div. I Games:

Marshal I

Average RPI Win:		261	WON-LOST RECORD		WINNING PCT. RANK		LAST 10 GAMES		STRENGTH OF SCHEDULE		OPP. STRENGTH OF SCHEDULE		TEAM RPI		ADJ RPI		CONF. RPI		ADJ CONF. RPI					
DIV. I ONLY			14- 16		.46667		198		2-8		252		199		219		.4676		217		21		21	
DIV. I NON-CONF.			8- 8		.5		170		0-1		141		179		164		.5032		165		20		20	
TOTALS		RPI 1-25		RPI 26-50				W-L RECORDS				RPI 51-100				RPI 101-150				RPI 150+				
14- 16		0- 1		0- 2				OVERALL				0- 3				0- 4				14- 6				
7- 3		0- 0		0- 1				HOME				0- 0				0- 1				7- 1				
3- 10		0- 1		0- 0				AWAY				0- 3				0- 2				3- 4				
4- 3		0- 0		0- 1				NEUTRAL				0- 0				0- 1				4- 1				
8- 8		0- 1		0- 1				NON-CONFERENCE				0- 3				0- 1				8- 2				
3- 0		0- 0		0- 0				HOME				0- 0				0- 0				3- 0				
1- 6		0- 1		0- 0				AWAY				0- 3				0- 1				1- 1				
4- 2		0- 0		0- 1				NEUTRAL				0- 0				0- 0				4- 1				
6- 8		0- 0		0- 1				CONFERENCE				0- 0				0- 3				6- 4				
4- 3		0- 0		0- 1				HOME				0- 0				0- 1				4- 1				
2- 4		0- 0		0- 0				AWAY				0- 0				0- 1				2- 3				
0- 1		0- 0		0- 0				NEUTRAL				0- 0				0- 1				0- 0				
RPI	S	Opponent		Score		RPI	S	Opponent		Score		RPI	S	Opponent		Score		RPI	S	Opponent		Score		
9	A	Pittsburgh		0	3	31	N	Rice		1	3	62	A	Texas Tech		0	3	102	A	Clemson		0	3	
						46	H	Denver		1	3	76	A	TCU		1	3	134	H	South Dakota		0	3	
												99	A	South Fla.		0	3	150	A	Omaha		1	3	
																		150	N	Omaha		1	3	
																		156	N	Green Bay		3	0	
																		169	N	Charlotte		3	2	
																		173	N	UAB		0	3	
																		196	A	Purdue Fort Wayne		0	3	
																		196	H	Purdue Fort Wayne		0	3	
																		228	H	Western Caro.		3	0	
																		246	N	Troy		3	2	
																		256	A	Oral Roberts		1	3	
																		256	H	Oral Roberts		3	2	
																		258	A	North Florida		2	3	
																		261	A	North Dakota St.		3	1	
																		261	H	North Dakota St.		3	2	
																		270	N	New Orleans		3	1	
																		276	A	South Dakota St.		2	3	
																		276	H	South Dakota St.		3	0	
																		298	A	Jacksonville		3	1	
																		304	H	Eastern Wash.		3	0	
																		306	H	Louisiana Tech		3	0	
																		311	A	Western Ill.		3	2	
																		311	H	Western Ill.		3	1	
LAST 10 GAMES																								
						99	A	South Fla.		0	3	256	A	Oral Roberts		1	3							
						196	H	Purdue Fort Wayne		0	3	134	H	South Dakota		0	3							
						311	H	Western Ill.		3	1	261	A	North Dakota St.		3	1							
						276	A	South Dakota St.		2	3	9	A	Pittsburgh		0	3							
						150	N	Omaha		1	3	46	H	Denver		1	3							

Non-Div. I Games:

North Dakota

Average RPI Win:		201	WON-LOST RECORD		WINNING PCT. RANK		LAST 10 GAMES		STRENGTH OF SCHEDULE		OPP. STRENGTH OF SCHEDULE		TEAM RPI		ADJ RPI		CONF. RPI		ADJ CONF. RPI	
DIV. I ONLY			8- 18		.30769 269		2-8		146		78		221		.46711 218		6		6	
DIV. I NON-CONF.			5- 7		.41667 217		0		249		153		237		.45402 236		6		6	
TOTALS		RPI 1-25		RPI 26-50		W-L RECORDS		RPI 51-100		RPI 101-150		RPI 150+								
8- 18		0- 2		0- 6		OVERALL		1- 2		1- 2		6- 6								
6- 7		0- 1		0- 2		HOME		1- 1		1- 0		4- 3								
0- 9		0- 1		0- 4		AWAY		0- 1		0- 2		0- 1								
2- 2		0- 0		0- 0		NEUTRAL		0- 0		0- 0		2- 2								
5- 7		0- 1		0- 0		NON-CONFERENCE		0- 1		0- 1		5- 4								
3- 3		0- 0		0- 0		HOME		0- 1		0- 0		3- 2								
0- 2		0- 1		0- 0		AWAY		0- 0		0- 1		0- 0								
2- 2		0- 0		0- 0		NEUTRAL		0- 0		0- 0		2- 2								
3- 11		0- 1		0- 6		CONFERENCE		1- 1		1- 1		1- 2								
3- 4		0- 1		0- 2		HOME		1- 0		1- 0		1- 1								
0- 7		0- 0		0- 4		AWAY		0- 1		0- 1		0- 1								
0- 0		0- 0		0- 0		NEUTRAL		0- 0		0- 0		0- 0								
RPI	S	Opponent		Score		RPI	S	Opponent		Score		RPI	S	Opponent		Score				
9	H	Pittsburgh		0 3		32	A	Florida St.		0 3		65	H	Maryl and		0 3				
14	A	Nebraska		0 3		33	H	Syracuse		1 3		92	H	Georgi a Tech		3 1				
						36	A	Loui sville		0 3		96	A	NC State		2 3				
						41	H	Duke		2 3										
						48	A	Mi ami (FL)		0 3										
						49	A	Notre Dame		1 3										
						LAST 10 GAMES														
						171 A North Carolina 0 3						41 H Duke 2 3								
						96 A NC State 2 3						102 H Cl emson 3 2								
						221 H Virgini a 0 3						92 H Georgi a Tech 3 1								
						9 H Pi ttsburgh 0 3						36 A Loui sville 0 3								
						128 A Virgini a Tech 2 3						49 A Notre Dame 1 3								

Non-Div. I Games:

Wake Forest

Average RPI Win: 228		WON-LOST RECORD		WINNING PCT. RANK		LAST 10 GAMES		STRENGTH OF SCHEDULE		OPP. STRENGTH OF SCHEDULE		TEAM RPI		ADJ RPI		CONF. RPI		ADJ CONF. RPI	
DIV. I ONLY		9- 17		.34615 246		3-7		129		212		222		.46681 219		13		13	
DIV. I NON-CONF.		6- 6		.5 170		0		167		289		183		.48691 183		14		14	
TOTALS		RPI 1-25		RPI 26-50		W-L RECORDS		RPI 51-100		RPI 101-150		RPI 150+							
9- 17		0- 0		0- 0		OVERALL		0- 5		0- 6		9- 6							
6- 6		0- 0		0- 0		HOME		0- 2		0- 2		6- 2							
1- 9		0- 0		0- 0		AWAY		0- 3		0- 4		1- 2							
2- 2		0- 0		0- 0		NEUTRAL		0- 0		0- 0		2- 2							
6- 6		0- 0		0- 0		NON-CONFERENCE		0- 0		0- 3		6- 3							
4- 2		0- 0		0- 0		HOME		0- 0		0- 1		4- 1							
0- 2		0- 0		0- 0		AWAY		0- 0		0- 2		0- 0							
2- 2		0- 0		0- 0		NEUTRAL		0- 0		0- 0		2- 2							
3- 11		0- 0		0- 0		CONFERENCE		0- 5		0- 3		3- 3							
2- 4		0- 0		0- 0		HOME		0- 2		0- 1		2- 1							
1- 7		0- 0		0- 0		AWAY		0- 3		0- 2		1- 2							
0- 0		0- 0		0- 0		NEUTRAL		0- 0		0- 0		0- 0							
RPI	S	Opponent	Score	RPI	S	Opponent	Score	RPI	S	Opponent	Score	RPI	S	Opponent	Score				
								53	A	James Madison	0 3	107	A	Stony Brook	0 3				
								69	A	Col. of Charleston	1 3	122	A	UNCW	2 3				
								69	H	Col. of Charleston	0 3	122	H	UNCW	0 3				
								82	A	Hofstra	2 3	123	H	Villanova	1 3				
								82	H	Hofstra	1 3	145	A	Towson	0 3				
												146	A	FIU	2 3				
												160	A	Northeastern	0 3				
												160	H	Northeastern	3 2				
												162	H	La Salle	3 1				
												164	N	Colgate	0 3				
												166	H	Grand Canyon	3 0				
												204	N	Bryant	3 2				
												213	H	Columbia	2 3				
												220	A	Elon	3 2				
												220	H	Elon	1 3				
												244	H	Marist	3 2				
												260	N	Chicago St.	0 3				
												275	A	William & Mary	2 3				
												275	H	William & Mary	3 0				
												289	H	Morgan St.	3 0				
												333	N	Savannah St.	3 0				
LAST 10 GAMES																			
				146	A	FIU	2 3	220	H	Elon	1 3								
				82	A	Hofstra	2 3	275	H	William & Mary	3 0								
				160	A	Northeastern	0 3	82	H	Hofstra	1 3								
				69	A	Col. of Charleston	1 3	160	H	Northeastern	3 2								
				122	A	UNCW	2 3	220	A	Elon	3 2								

Non-Div. I Games:

Del aware

Average RPI Win:		260	WON-LOST RECORD		WINNING PCT. RANK		LAST 10 GAMES		STRENGTH OF SCHEDULE		OPP. STRENGTH OF SCHEDULE		TEAM RPI		ADJ RPI		CONF. RPI		ADJ CONF. RPI	
Average RPI Loss:		138	13- 13		.5 163		5-5		266		221		216		.46655 220		13		13	
DIV. I ONLY			13- 13		.5 163		5-5		266		221		216		.46655 220		13		13	
DIV. I NON-CONF.			9- 3		.75 44		1-0		321		306		201		.47323 206		14		14	
TOTALS		RPI 1-25		RPI 26-50		W-L RECORDS		RPI 51-100		RPI 101-150		RPI 150+								
13- 13		0- 0		0- 0		OVERALL		0- 5		1- 2		12- 6								
6- 6		0- 0		0- 0		HOME		0- 2		1- 1		5- 3								
4- 6		0- 0		0- 0		AWAY		0- 3		0- 1		4- 2								
3- 1		0- 0		0- 0		NEUTRAL		0- 0		0- 0		3- 1								
9- 3		0- 0		0- 0		NON-CONFERENCE		0- 0		0- 0		9- 3								
4- 1		0- 0		0- 0		HOME		0- 0		0- 0		4- 1								
2- 1		0- 0		0- 0		AWAY		0- 0		0- 0		2- 1								
3- 1		0- 0		0- 0		NEUTRAL		0- 0		0- 0		3- 1								
4- 10		0- 0		0- 0		CONFERENCE		0- 5		1- 2		3- 3								
2- 5		0- 0		0- 0		HOME		0- 2		1- 1		1- 2								
2- 5		0- 0		0- 0		AWAY		0- 3		0- 1		2- 1								
0- 0		0- 0		0- 0		NEUTRAL		0- 0		0- 0		0- 0								
RPI	S	Opponent	Score	RPI	S	Opponent	Score	RPI	S	Opponent	Score	RPI	S	Opponent	Score					
								53	A	James Madi son	0	3	122	H	UNCW	3	2			
								53	H	James Madi son	1	3	145	A	Towson	0	3			
								69	A	Col. of Charleston	0	3	145	H	Towson	1	3			
								82	A	Hofstra	0	3	160	A	Northeastern	2	3			
								82	H	Hofstra	0	3	160	H	Northeastern	0	3			
												169	A	Charlotte	3	1				
												171	H	North Carolina	0	3				
												218	A	Wake Forest	0	3				
												219	A	Del aware	3	1				
												219	H	Del aware	2	3				
												226	H	Evansville	3	1				
												243	N	Akron	1	3				
												255	N	Presbyter ian	3	1				
												275	A	William & Mary	3	1				
												275	H	William & Mary	3	1				
												283	N	USC Upstate	3	2				
												295	N	Ga. Southern	3	1				
												307	H	N. C. A&T	3	0				
												310	H	Gardner-Webb	3	1				
												322	A	N. C. Central	3	0				
												322	H	N. C. Central	3	0				
				LAST 10 GAMES																
				171	H	North Carolina	0	3	275	H	William & Mary	3	1							
				53	A	James Madi son	0	3	219	A	Del aware	3	1							
				145	A	Towson	0	3	122	H	UNCW	3	2							
				82	H	Hofstra	0	3	322	A	N. C. Central	3	0							
				160	H	Northeastern	0	3	275	A	William & Mary	3	1							


























Non-Div. I Games:

El on

Average RPI Win:		208	WON-LOST RECORD		WINNING PCT. RANK		LAST 10 GAMES		STRENGTH OF SCHEDULE		OPP. STRENGTH OF SCHEDULE		TEAM RPI		ADJ RPI		CONF. RPI		ADJ CONF. RPI				
DIV. I ONLY			7- 17		.29167 277		3-7		132		76		223		.46643 221		6		6				
DIV. I NON-CONF.			4- 6		.4 227		0		251		163		245		.44849 244		6		6				
TOTALS		RPI 1-25		RPI 26-50				W-L RECORDS		RPI 51-100				RPI 101-150				RPI 150+					
7- 17		0- 1		0- 6				OVERALL		0- 3				0- 5				7- 2					
3- 6		0- 0		0- 5				HOME		0- 0				0- 1				3- 0					
3- 8		0- 1		0- 1				AWAY		0- 3				0- 2				3- 1					
1- 3		0- 0		0- 0				NEUTRAL		0- 0				0- 2				1- 1					
4- 6		0- 0		0- 0				NON-CONFERENCE		0- 1				0- 3				4- 2					
2- 1		0- 0		0- 0				HOME		0- 0				0- 1				2- 0					
1- 2		0- 0		0- 0				AWAY		0- 1				0- 0				1- 1					
1- 3		0- 0		0- 0				NEUTRAL		0- 0				0- 2				1- 1					
3- 11		0- 1		0- 6				CONFERENCE		0- 2				0- 2				3- 0					
1- 5		0- 0		0- 5				HOME		0- 0				0- 0				1- 0					
2- 6		0- 1		0- 1				AWAY		0- 2				0- 2				2- 0					
0- 0		0- 0		0- 0				NEUTRAL		0- 0				0- 0				0- 0					
RPI	S	Opponent		Score		RPI	S	Opponent		Score		RPI	S	Opponent		Score		RPI	S	Opponent		Score	
9	A	Pittsburgh		0 3		32	H	Florida St.		0 3		74	A	Iowa St.		1 3		102	A	Clemson		1 3	
						33	H	Syracuse		0 3		92	A	Georgia Tech		1 3		114	N	Ole Miss		1 3	
						36	H	Louisville		2 3		96	A	NC State		1 3		122	H	UNCW		2 3	
						41	A	Duke		0 3								128	A	Virginia Tech		0 3	
						48	H	Miami (FL)		1 3								140	N	Oregon St.		2 3	
						49	H	Notre Dame		1 3								154	N	Northern Ky.		3 2	
																		171	A	North Carolina		3 0	
																		182	H	Boston College		3 2	
																		195	A	Liberty		0 3	
																		205	H	George Mason		3 1	
																		218	A	Wake Forest		3 0	
																		227	A	Northern Ill.		3 0	
																		233	N	Nevada		2 3	
																		296	H	Youngstown St.		3 0	
LAST 10 GAMES																							
						92	A	Georgia Tech		1 3		36	H	Louisville		2 3							
						102	A	Clemson		1 3		171	A	North Carolina		3 0							
						218	A	Wake Forest		3 0		96	A	NC State		1 3							
						41	A	Duke		0 3		33	H	Syracuse		0 3							
						49	H	Notre Dame		1 3		182	H	Boston College		3 2							

Non-Div. I Games:

Virginia

Average RPI Win: 219		WON-LOST	WINNING	LAST 10	STRENGTH OF		OPP. STRENGTH	TEAM	ADJ	CONF.	ADJ CONF.
Average RPI Loss: 133		RECORD	PCT. RANK	GAMES	SCHEDULE		OF SCHEDULE	RPI	RPI	RPI	RPI
DIV. I ONLY		9- 16	.36	240	1-9		166	162	224	.46618	222
DIV. I NON-CONF.		7- 6	.53846	162	0		283	209	212	.4687	212
TOTALS		RPI 1-25	RPI 26-50		W-L RECORDS		RPI 51-100		RPI 101-150		RPI 150+
9- 16	0- 0	0- 0		OVERALL		0- 5		1- 7		8- 4	
3- 6	0- 0	0- 0		HOME		0- 3		0- 2		3- 1	
3- 8	0- 0	0- 0		AWAY		0- 2		0- 5		3- 1	
3- 2	0- 0	0- 0		NEUTRAL		0- 0		1- 0		2- 2	
7- 6	0- 0	0- 0		NON-CONFERENCE		0- 0		1- 2		6- 4	
2- 1	0- 0	0- 0		HOME		0- 0		0- 0		2- 1	
2- 3	0- 0	0- 0		AWAY		0- 0		0- 2		2- 1	
3- 2	0- 0	0- 0		NEUTRAL		0- 0		1- 0		2- 2	
2- 10	0- 0	0- 0		CONFERENCE		0- 5		0- 5		2- 0	
1- 5	0- 0	0- 0		HOME		0- 3		0- 2		1- 0	
1- 5	0- 0	0- 0		AWAY		0- 2		0- 3		1- 0	
0- 0	0- 0	0- 0		NEUTRAL		0- 0		0- 0		0- 0	
RPI S	Opponent	Score	RPI S	Opponent	Score	RPI S	Opponent	Score	RPI S	Opponent	Score
						81 A	New Mexico St.	1 	109 A	Utah Valley	1 
						81 H	New Mexico St.	0 	109 H	Utah Valley	2 
						85 A	UTRGV	0 	118 A	California Baptist	1 
						85 H	UTRGV	0 	118 H	California Baptist	1 
						89 H	UMKC	0 	131 A	CSU Bakersfield	2 
									133 N	Weber St.	3 0
									137 A	Long Beach St.	1 
									140 A	Oregon St.	0 
									156 N	Green Bay	0 
									166 A	Grand Canyon	3 1
									168 H	Idaho St.	3 2
									175 A	Sacramento St.	3 2
									201 A	San Diego St.	2 
									233 N	Nevada	0 
									235 N	Campbell	3 0
									254 N	UC Riverside	3 2
									257 H	Montana St.	1 
									260 H	Chicago St.	3 0
									276 A	South Dakota St.	3 0
									300 H	Tennessee Tech	3 0
			LAST 10 GAMES								
			85 H	UTRGV	0 	89 H	UMKC	0 			
			81 H	New Mexico St.	0 	118 H	California Baptist	1 			
			166 A	Grand Canyon	3 1	131 A	CSU Bakersfield	2 			
			109 A	Utah Valley	1 	109 H	Utah Valley	2 			
			118 A	California Baptist	1 	85 A	UTRGV	0 			

Non-Div. I Games:

Seattle U

Average RPI Win: 228		WON-LOST RECORD		WINNING PCT. RANK		LAST 10 GAMES		STRENGTH OF SCHEDULE		OPP. STRENGTH OF SCHEDULE		TEAM RPI		ADJ RPI		CONF. RPI		ADJ CONF. RPI	
DIV. I ONLY		5- 19		.20833 309		4-6		56		117		225		.46602 223		19		19	
DIV. I NON-CONF.		1- 11		.08333 311		0		35		79		235		.45658 233		16		16	
TOTALS		RPI 1-25		RPI 26-50		W-L RECORDS		RPI 51-100		RPI 101-150		RPI 150+							
5- 19		0- 2		0- 3		OVERALL		0- 6		0- 2		5- 6							
3- 8		0- 1		0- 2		HOME		0- 3		0- 2		3- 0							
1- 8		0- 0		0- 1		AWAY		0- 2		0- 0		1- 5							
1- 3		0- 1		0- 0		NEUTRAL		0- 1		0- 0		1- 1							
1- 11		0- 2		0- 1		NON-CONFERENCE		0- 4		0- 2		1- 2							
0- 6		0- 1		0- 1		HOME		0- 2		0- 2		0- 0							
0- 2		0- 0		0- 0		AWAY		0- 1		0- 0		0- 1							
1- 3		0- 1		0- 0		NEUTRAL		0- 1		0- 0		1- 1							
4- 8		0- 0		0- 2		CONFERENCE		0- 2		0- 0		4- 4							
3- 2		0- 0		0- 1		HOME		0- 1		0- 0		3- 0							
1- 6		0- 0		0- 1		AWAY		0- 1		0- 0		1- 4							
0- 0		0- 0		0- 0		NEUTRAL		0- 0		0- 0		0- 0							
RPI	S	Opponent	Score		RPI	S	Opponent	Score		RPI	S	Opponent	Score		RPI	S	Opponent	Score	
18	H	Marquette	0	3	37	A	Dayton	0	3	58	H	Kansas St.	1	3	112	H	UNLV	0	3
23	N	Cincinnati	0	3	37	H	Dayton	1	3	75	A	VCU	1	3	121	H	Murray St.	1	3
					50	H	Western Ky.	0	3	75	H	VCU	0	3	156	N	Green Bay	0	3
										78	A	Miami (OH)	0	3	162	A	La Salle	1	3
										89	H	UMKC	1	3	186	A	Davidson	3	0
										93	N	UC Santa Barbara	0	3	186	H	Davidson	3	1
															203	A	Indiana St.	2	3
															205	A	George Mason	2	3
															225	A	Duquesne	1	3
															236	A	George Washington	0	3
															248	N	Central Mich.	3	0
															259	H	Rhode Island	3	0
															262	H	Fordham	3	2
					LAST 10 GAMES														
					37 H Dayton 1 3					259 H Rhode Island 3 0									
					75 A VCU 1 3					225 A Duquesne 1 3									
					186 A Davidson 3 0					162 A La Salle 1 3									
					37 A Dayton 0 3					186 H Davidson 3 1									
					262 H Fordham 3 2					75 H VCU 0 3									

Non-Div. I Games:

Saint Louis

Average RPI Win: 185		WON-LOST RECORD		WINNING PCT. RANK		LAST 10 GAMES		STRENGTH OF SCHEDULE		OPP. STRENGTH OF SCHEDULE		TEAM RPI		ADJ RPI		CONF. RPI		ADJ CONF. RPI									
DIV. I ONLY		6- 20		.23077 299		1-9		78		87		226		.46601 224		5		5									
DIV. I NON-CONF.		5- 7		.41667 217		0		106		174		175		.496 175		5		5									
TOTALS		RPI 1-25		RPI 26-50		W-L RECORDS		RPI 51-100		RPI 101-150		RPI 150+															
6- 20		0- 2		0- 2		OVERALL		0- 6		2- 5		4- 5															
2- 10		0- 1		0- 2		HOME		0- 3		1- 2		1- 2															
0- 9		0- 1		0- 0		AWAY		0- 3		0- 2		0- 3															
4- 1		0- 0		0- 0		NEUTRAL		0- 0		1- 1		3- 0															
5- 7		0- 1		0- 0		NON-CONFERENCE		0- 0		1- 4		4- 2															
1- 3		0- 0		0- 0		HOME		0- 0		0- 2		1- 1															
0- 3		0- 1		0- 0		AWAY		0- 0		0- 1		0- 1															
4- 1		0- 0		0- 0		NEUTRAL		0- 0		1- 1		3- 0															
1- 13		0- 1		0- 2		CONFERENCE		0- 6		1- 1		0- 3															
1- 7		0- 1		0- 2		HOME		0- 3		1- 0		0- 1															
0- 6		0- 0		0- 0		AWAY		0- 3		0- 1		0- 2															
0- 0		0- 0		0- 0		NEUTRAL		0- 0		0- 0		0- 0															
RPI	S	Opponent		Score		RPI	S	Opponent		Score		RPI	S	Opponent		Score											
3	H	BYU		0 3		40	H	San Di ego		0 3		54	A	Pepperdi ne		1 3		125	H	Boi se St.	0 3						
14	A	Nebraska		1 3		42	H	Saint Mary' s (CA)		0 3		54	H	Pepperdi ne		0 3		126	H	UC Davi s	2 3						
												59	A	Portl and		0 3		132	N	Clevel and St.		0 3					
												59	H	Portl and		1 3		136	A	Idaho		0 3					
												63	A	Loyol a Marymount		2 3		142	A	Paci fi c		0 3					
												63	H	Loyol a Marymount		0 3		142	H	Paci fi c		3 1					
																		144	N	New Mexi co		3 0					
																		165	A	Gonzaga		2 3					
																		165	H	Gonzaga		2 3					
																		166	H	Grand Canyon		2 3					
																		175	H	Sacramento St.		3 0					
																		181	A	San Francis co		0 3					
												191	N	Ohio		3 0											
												200	A	Butl er		0 3											
												218	N	Wake Forest		3 1											
												240	N	Kent St.		3 1											
						LAST 10 GAMES																					
						165 H Gonzaga						2 3		142 H Paci fi c						3 1							
						59 H Portl and						1 3		3 H BYU						0 3							
						63 A Loyol a Marymount						2 3		40 H San Di ego						0 3							
						54 A Pepperdi ne						1 3		59 A Portl and						0 3							
						42 H Saint Mary' s (CA)						0 3		165 A Gonzaga						2 3							

Non-Div. I Games:

Santa Clara

Average RPI Win: 242		WON-LOST	WINNING	LAST 10	STRENGTH OF		OPP. STRENGTH	TEAM	ADJ	CONF.	ADJ CONF.
Average RPI Loss: 178		RECORD	PCT. RANK	GAMES	SCHEDULE		OF SCHEDULE	RPI	RPI	RPI	RPI
DIV. I ONLY		12- 13	.48	190	6-4		248	263	220	.46597	225
DIV. I NON-CONF.		6- 7	.46154	191	1-0		247	297	239	.45085	238
TOTALS		RPI 1-25	RPI 26-50		W-L RECORDS		RPI 51-100		RPI 101-150		RPI 150+
12- 13	0- 0	0- 1		OVERALL		0- 1		1- 2		11- 9	
8- 4	0- 0	0- 1		HOME		0- 0		1- 1		7- 2	
2- 6	0- 0	0- 0		AWAY		0- 1		0- 0		2- 5	
2- 3	0- 0	0- 0		NEUTRAL		0- 0		0- 1		2- 2	
6- 7	0- 0	0- 0		NON-CONFERENCE		0- 0		1- 2		5- 5	
3- 2	0- 0	0- 0		HOME		0- 0		1- 1		2- 1	
1- 2	0- 0	0- 0		AWAY		0- 0		0- 0		1- 2	
2- 3	0- 0	0- 0		NEUTRAL		0- 0		0- 1		2- 2	
6- 6	0- 0	0- 1		CONFERENCE		0- 1		0- 0		6- 4	
5- 2	0- 0	0- 1		HOME		0- 0		0- 0		5- 1	
1- 4	0- 0	0- 0		AWAY		0- 1		0- 0		1- 3	
0- 0	0- 0	0- 0		NEUTRAL		0- 0		0- 0		0- 0	
RPI S Opponent	Score	RPI S Opponent	Score	RPI S Opponent	Score	RPI S Opponent	Score	RPI S Opponent	Score		
		37 H Dayton	0 3			75 A VCU	1 3	101 H Bowling Green	3 2		
								112 H UNLV	1 3		
								148 N Houston	1 3		
								162 A La Salle	0 3		
								162 H La Salle	3 1		
								172 N Eastern Mi ch.	3 0		
								184 A Lehigh	1 3		
								186 A Davidson	0 3		
								193 N Morehead St.	0 3		
								196 N Purdue Fort Wayne	0 3		
								205 H George Mason	2 3		
								223 H Saint Louis	3 1		
								236 H George Washington	3 2		
								259 A Rhode Island	0 3		
								259 H Rhode Island	3 0		
								262 A Fordham	3 2		
								262 H Fordham	3 0		
								264 A Toledo	1 3		
								286 H Robert Morris	3 0		
								296 H Youngstown St.	0 3		
								297 H Saint Francis (PA)	3 2		
								320 A Lafayette	3 0		
								327 N Manhattan	3 0		
		LAST 10 GAMES									
		162 A La Salle	0 3			162 H La Salle	3 1				
		262 H Fordham	3 0			286 H Robert Morris	3 0				
		259 H Rhode Island	3 0			223 H Saint Louis	3 1				
		236 H George Washington	3 2			37 H Dayton	0 3				
		205 H George Mason	2 3			259 A Rhode Island	0 3				

Non-Div. I Games:

Duquesne

Average RPI Win:		282	WON-LOST RECORD		WINNING PCT. RANK		LAST 10 GAMES		STRENGTH OF SCHEDULE		OPP. STRENGTH OF SCHEDULE		TEAM RPI		ADJ RPI		CONF. RPI		ADJ CONF. RPI	
DIV. I ONLY			9- 19		.32143 262		3-7		124		177		227		.4652 226		8		8	
DIV. I NON-CONF.			6- 7		.46154 191		0		237		275		229		.45931 228		9		9	
TOTALS		RPI 1-25		RPI 26-50		W-L RECORDS		RPI 51-100		RPI 101-150		RPI 150+								
9- 19		0- 1		0- 4		OVERALL		0- 4		0- 7		9- 3								
4- 8		0- 0		0- 1		HOME		0- 2		0- 3		4- 2								
2- 9		0- 1		0- 2		AWAY		0- 1		0- 4		2- 1								
3- 2		0- 0		0- 1		NEUTRAL		0- 1		0- 0		3- 0								
6- 7		0- 0		0- 2		NON-CONFERENCE		0- 2		0- 0		6- 3								
2- 3		0- 0		0- 0		HOME		0- 1		0- 0		2- 2								
1- 2		0- 0		0- 1		AWAY		0- 0		0- 0		1- 1								
3- 2		0- 0		0- 1		NEUTRAL		0- 1		0- 0		3- 0								
3- 12		0- 1		0- 2		CONFERENCE		0- 2		0- 7		3- 0								
2- 5		0- 0		0- 1		HOME		0- 1		0- 3		2- 0								
1- 7		0- 1		0- 1		AWAY		0- 1		0- 4		1- 0								
0- 0		0- 0		0- 0		NEUTRAL		0- 0		0- 0		0- 0								
RPI	S	Opponent		Score	RPI	S	Opponent		Score	RPI	S	Opponent		Score						
15	A	UNI		0 3	28	N	Tennessee		0 3	64	H	Austin Peay		0 3						
					34	A	Illinois St.		0 3	68	A	Valparaiso		1 3						
					34	H	Illinois St.		2 3	68	H	Valparaiso		0 3						
					37	A	Dayton		0 3	71	N	Ohio St.		1 3						
												115 A Missouri St.		0 3						
												115 H Missouri St.		2 3						
												117 A Bradley		0 3						
												117 H Bradley		2 3						
												124 A Drake		1 3						
												130 A Loyola Chicago		0 3						
												130 H Loyola Chicago		2 3						
												154 H Northern Ky.		0 3						
												198 H Southeast Mo. St.		0 3						
												203 H Indiana St.		3 0						
												220 A Elon		1 3						
												237 A Southern Ill.		3 0						
												237 H Southern Ill.		3 0						
												290 H Tennessee St.		3 2						
												300 N Tennessee Tech		3 2						
												310 N Gardner-Webb		3 2						
												311 A Western Ill.		3 2						
												322 N N. C. Central		3 1						
												332 H Fairleigh Dickinson		3 1						
LAST 10 GAMES																				
237 A Southern Ill.					3 0	68 A Valparaiso					1 3									
115 A Missouri St.					0 3	203 H Indiana St.					3 0									
34 H Illinois St.					2 3	15 A UNI					0 3									
117 H Bradley					2 3	115 H Missouri St.					2 3									
130 A Loyola Chicago					0 3	237 H Southern Ill.					3 0									

Non-Div. I Games:

Evansville

Average RPI Win: 217		WON-LOST RECORD		WINNING PCT. RANK		LAST 10 GAMES		STRENGTH OF SCHEDULE		OPP. STRENGTH OF SCHEDULE		TEAM RPI		ADJ RPI		CONF. RPI		ADJ CONF. RPI	
Average RPI Loss: 138																			
DIV. I ONLY		10- 19		.34483 250		5-5		158		146		229		.46478 227		18		18	
DIV. I NON-CONF.		2- 13		.13333 304		0		194		97		294		.40501 294		19		19	
TOTALS		RPI 1-25		RPI 26-50		W-L RECORDS		RPI 51-100		RPI 101-150		RPI 150+							
10- 19		0- 1		0- 2		OVERALL		0- 4		1- 3		9- 9							
5- 10		0- 0		0- 0		HOME		0- 1		1- 2		4- 7							
4- 6		0- 0		0- 1		AWAY		0- 2		0- 1		4- 2							
1- 3		0- 1		0- 1		NEUTRAL		0- 1		0- 0		1- 0							
2- 13		0- 1		0- 2		NON-CONFERENCE		0- 3		0- 0		2- 7							
1- 8		0- 0		0- 0		HOME		0- 1		0- 0		1- 7							
0- 2		0- 0		0- 1		AWAY		0- 1		0- 0		0- 0							
1- 3		0- 1		0- 1		NEUTRAL		0- 1		0- 0		1- 0							
8- 6		0- 0		0- 0		CONFERENCE		0- 1		1- 3		7- 2							
4- 2		0- 0		0- 0		HOME		0- 0		1- 2		3- 0							
4- 4		0- 0		0- 0		AWAY		0- 1		0- 1		4- 2							
0- 0		0- 0		0- 0		NEUTRAL		0- 0		0- 0		0- 0							
RPI	S	Opponent		Score		RPI	S	Opponent		Score		RPI	S	Opponent		Score			
10	N	Washington St.		0 3		35	N	ETSU		0 3		52	A	Alabama		0 3			
						50	A	Western Ky.		2 3		78	A	Miami (OH)		0 3			
												84	H	Oklahoma		1 3			
												92	N	Georgia Tech		0 3			

Non-Div. I Games:

Northern III.

Average RPI Win:		251	WON-LOST RECORD		WINNING PCT. RANK		LAST 10 GAMES		STRENGTH OF SCHEDULE		OPP. STRENGTH OF SCHEDULE		TEAM RPI		ADJ RPI		CONF. RPI		ADJ CONF. RPI					
Average RPI Loss:		176																						
DIV. I ONLY			12- 13		.48		190		5-5		254		268		230		.46425		228		17		17	
DIV. I NON-CONF.			6- 5		.54545		159		0		303		316		256		.43977		254		18		18	
TOTALS		RPI 1-25		RPI 26-50				W-L RECORDS				RPI 51-100				RPI 101-150				RPI 150+				
12- 13		0- 0		0- 2				OVERALL				0- 0				1- 2				11- 9				
8- 3		0- 0		0- 1				HOME				0- 0				1- 0				7- 2				
1- 8		0- 0		0- 1				AWAY				0- 0				0- 1				1- 6				
3- 2		0- 0		0- 0				NEUTRAL				0- 0				0- 1				3- 1				
6- 5		0- 0		0- 0				NON-CONFERENCE				0- 0				0- 1				6- 4				
3- 0		0- 0		0- 0				HOME				0- 0				0- 0				3- 0				
0- 3		0- 0		0- 0				AWAY				0- 0				0- 0				0- 3				
3- 2		0- 0		0- 0				NEUTRAL				0- 0				0- 1				3- 1				
6- 8		0- 0		0- 2				CONFERENCE				0- 0				1- 1				5- 5				
5- 3		0- 0		0- 1				HOME				0- 0				1- 0				4- 2				
1- 5		0- 0		0- 1				AWAY				0- 0				0- 1				1- 3				
0- 0		0- 0		0- 0				NEUTRAL				0- 0				0- 0				0- 0				
RPI	S	Opponent		Score		RPI	S	Opponent		Score		RPI	S	Opponent		Score		RPI	S	Opponent		Score		
						35	A	ETSU		0 3								117	N	Bradley		0 3		
						35	H	ETSU		0 3								135	A	Wofford		1 3		
																		135	H	Wofford		3 1		
																		151	H	Samford		2 3		
																		189	A	Furman		1 3		
																		189	H	Furman		3 1		
																		202	A	Mercer		1 3		
																		202	H	Mercer		2 3		
																		211	A	UNC Greensboro		3 1		
																		211	H	UNC Greensboro		3 0		
																		217	A	North Dakota		0 3		
																		229	H	Chattanooga		3 1		
																		231	A	UNC Asheville		1 3		
																		245	N	Jacksonville St.		1 3		
																		252	H	Charleston So.		3 0		
																		261	A	North Dakota St.		1 3		
																		274	A	The Citadel		2 3		
																		274	H	The Citadel		3 0		
																		285	H	Middle Tenn.		3 1		
																		286	H	Robert Morris		3 0		
																		304	N	Eastern Wash.		3 1		
																		306	N	Louisiana Tech		3 0		
																		335	N	Mississippi Val.		3 0		
LAST 10 GAMES						LAST 10 GAMES						LAST 10 GAMES						LAST 10 GAMES						
						189	A	Furman		1 3		35	A	ETSU		0 3								
						135	A	Wofford		1 3		229	H	Chattanooga		3 1								
						211	A	UNC Greensboro		3 1		151	H	Samford		2 3								
						202	H	Mercer		2 3		135	H	Wofford		3 1								
						274	H	The Citadel		3 0		189	H	Furman		3 1								

Non-Div. I Games:

Western Caro.

Average RPI Win: 277		WON-LOST RECORD		WINNING PCT. RANK		LAST 10 GAMES		STRENGTH OF SCHEDULE		OPP. STRENGTH OF SCHEDULE		TEAM RPI		ADJ RPI		CONF. RPI		ADJ CONF. RPI	
DIV. I ONLY		8- 19		.2963 274		5-5		109		170		231		.4636 229		25		25	
DIV. I NON-CONF.		1- 12		.07692 317		0		42		67		240		.45209 237		24		24	
TOTALS		RPI 1-25		RPI 26-50		W-L RECORDS		RPI 51-100		RPI 101-150		RPI 150+							
8- 19		0- 0		0- 6		OVERALL		0- 4		0- 3		8- 6							
7- 4		0- 0		0- 1		HOME		0- 1		0- 0		7- 2							
1- 9		0- 0		0- 3		AWAY		0- 2		0- 1		1- 3							
0- 6		0- 0		0- 2		NEUTRAL		0- 1		0- 2		0- 1							
1- 12		0- 0		0- 5		NON-CONFERENCE		0- 4		0- 2		1- 1							
1- 2		0- 0		0- 1		HOME		0- 1		0- 0		1- 0							
0- 4		0- 0		0- 2		AWAY		0- 2		0- 0		0- 0							
0- 6		0- 0		0- 2		NEUTRAL		0- 1		0- 2		0- 1							
7- 7		0- 0		0- 1		CONFERENCE		0- 0		0- 1		7- 5							
6- 2		0- 0		0- 0		HOME		0- 0		0- 0		6- 2							
1- 5		0- 0		0- 1		AWAY		0- 0		0- 1		1- 3							
0- 0		0- 0		0- 0		NEUTRAL		0- 0		0- 0		0- 0							
RPI	S	Opponent	Score		RPI	S	Opponent	Score		RPI	S	Opponent	Score						
			26	A	South Carolina	0	3	85	A	UTRGV	0	3	102	N	Clemson	0	3		
			30	A	Missouri	0	3	85	H	UTRGV	2	3	108	A	Central Ark.	1	3		
			35	N	ETSU	0	3	94	A	LSU	0	3	124	N	Drake	0	3		
			41	N	Duke	2	3	99	N	South Fla.	2	3	155	A	Sam Houston St.	2	3		
			44	A	SFA	0	3						155	H	Sam Houston St.	2	3		
			48	H	Miami (FL)	0	3						185	H	Houston Baptist	2	3		
													187	A	Northwestern St.	2	3		
													190	A	Abilene Christian	1	3		
													190	H	Abilene Christian	3	0		
													191	N	Ohio	0	3		
													242	H	McNeese	3	0		
													267	H	Incarnate Word	3	1		
													270	H	New Orleans	3	0		
													299	H	Lamar University	3	2		
													314	H	Texas Southern	3	0		
													316	H	Nicholls St.	3	0		
													318	A	Southeastern La.	3	0		
LAST 10 GAMES																			
			270	H	New Orleans	3	0	242	H	McNeese	3	0							
			187	A	Northwestern St.	2	3	299	H	Lamar University	3	2							
			318	A	Southeastern La.	3	0	190	A	Abilene Christian	1	3							
			190	H	Abilene Christian	3	0	185	H	Houston Baptist	2	3							
			155	H	Sam Houston St.	2	3	155	A	Sam Houston St.	2	3							

Non-Div. I Games:

A&M-Corpus Christi

Average RPI Win:		229	WON-LOST RECORD		WINNING PCT. RANK		LAST 10 GAMES		STRENGTH OF SCHEDULE		OPP. STRENGTH OF SCHEDULE		TEAM RPI		ADJ RPI		CONF. RPI		ADJ CONF. RPI	
DIV. I ONLY			9- 18		.33333 253		3-7		145		148		228		.4636 229		17		17	
DIV. I NON-CONF.			4- 9		.30769 253		0		133		119		225		.46125 224		18		18	
TOTALS		RPI 1-25		RPI 26-50		W-L RECORDS		RPI 51-100		RPI 101-150		RPI 150+								
9- 18		0- 1		0- 6		OVERALL		0- 2		1- 1		8- 8								
7- 4		0- 0		0- 1		HOME		0- 0		1- 0		6- 3								
1- 11		0- 1		0- 4		AWAY		0- 0		0- 1		1- 5								
1- 3		0- 0		0- 1		NEUTRAL		0- 2		0- 0		1- 0								
4- 9		0- 1		0- 4		NON-CONFERENCE		0- 2		0- 0		4- 2								
3- 1		0- 0		0- 0		HOME		0- 0		0- 0		3- 1								
0- 5		0- 1		0- 3		AWAY		0- 0		0- 0		0- 1								
1- 3		0- 0		0- 1		NEUTRAL		0- 2		0- 0		1- 0								
5- 9		0- 0		0- 2		CONFERENCE		0- 0		1- 1		4- 6								
4- 3		0- 0		0- 1		HOME		0- 0		1- 0		3- 2								
1- 6		0- 0		0- 1		AWAY		0- 0		0- 1		1- 4								
0- 0		0- 0		0- 0		NEUTRAL		0- 0		0- 0		0- 0								
RPI	S	Opponent		Score		RPI	S	Opponent		Score		RPI	S	Opponent		Score				
8	A	Kentucky		0 3		28	A	Tennessee		0 3		78	N	Mi ami (OH)		0 3				
						35	A	ETSU		0 3		79	N	Mi chi gan St.		1 3				
						35	H	ETSU		1 3										
						36	A	Louisville		0 3										
						49	N	Notre Dame		0 3										
						50	A	Western Ky.		0 3										
						LAST 10 GAMES														
						274	A	The Ci tadel		3 2		135	A	Wofford		0 3				
						202	A	Mercer		0 3		228	A	Western Caro.		1 3				
						211	H	UNC Greensboro		1 3		151	H	Samford		3 2				
						35	H	ETSU		1 3		202	H	Mercer		3 0				
						189	A	Furman		0 3		274	H	The Ci tadel		0 3				

Non-Div. I Games:

Chattanooga

Average RPI Win: 269		WON-LOST RECORD		WINNING PCT. RANK		LAST 10 GAMES		STRENGTH OF SCHEDULE		OPP. STRENGTH OF SCHEDULE		TEAM RPI		ADJ RPI		CONF. RPI		ADJ CONF. RPI	
DIV. I ONLY		13- 11		.54167 143		7-3		279		278		218		.46288 231		26		26	
DIV. I NON-CONF.		5- 5		.5 170		0		282		260		236		.45034 239		27		27	
TOTALS		RPI 1-25		RPI 26-50		W-L RECORDS		RPI 51-100		RPI 101-150		RPI 150+							
13- 11		0- 0		0- 0		OVERALL		0- 2		0- 2		13- 7							
8- 3		0- 0		0- 0		HOME		0- 0		0- 2		8- 1							
4- 6		0- 0		0- 0		AWAY		0- 2		0- 0		4- 4							
1- 2		0- 0		0- 0		NEUTRAL		0- 0		0- 0		1- 2							
5- 5		0- 0		0- 0		NON-CONFERENCE		0- 1		0- 1		5- 3							
3- 1		0- 0		0- 0		HOME		0- 0		0- 1		3- 0							
1- 2		0- 0		0- 0		AWAY		0- 1		0- 0		1- 1							
1- 2		0- 0		0- 0		NEUTRAL		0- 0		0- 0		1- 2							
8- 6		0- 0		0- 0		CONFERENCE		0- 1		0- 1		8- 4							
5- 2		0- 0		0- 0		HOME		0- 0		0- 1		5- 1							
3- 4		0- 0		0- 0		AWAY		0- 1		0- 0		3- 3							
0- 0		0- 0		0- 0		NEUTRAL		0- 0		0- 0		0- 0							
RPI	S	Opponent	Score	RPI	S	Opponent	Score	RPI	S	Opponent	Score	RPI	S	Opponent	Score				
								66	A	High Point	0 3	104	H	Appalachian St.	0 3				
								69	A	Col. of Charleston	0 3	105	H	Radford	1 3				
												186	N	Davidson	0 3				
												192	A	Winthrop	3 0				
												192	H	Winthrop	1 3				
												228	H	Western Caro.	3 1				
												229	A	Chattanooga	1 3				
												235	A	Campbell	0 3				
												235	H	Campbell	3 0				
												252	A	Charleston So.	3 0				
												252	H	Charleston So.	3 0				
												255	H	Presbyterian	3 2				
												274	H	The Citadel	3 0				
												274	N	The Citadel	3 1				
												283	A	USC Upstate	1 3				
												290	A	Tennessee St.	3 1				
												303	A	Hampton	1 3				
												303	H	Hampton	3 1				
												308	N	North Ala.	0 3				
												310	A	Gardner-Webb	3 0				
												310	H	Gardner-Webb	3 0				
												317	H	Coppin St.	3 0				
LAST 10 GAMES																			
252 A Charleston So.				3 0				255 H Presbyterian				3 2							
235 H Campbell				3 0				252 H Charleston So.				3 0							
303 H Hampton				3 1				66 A High Point				0 3							
310 A Gardner-Webb				3 0				283 A USC Upstate				1 3							
192 A Winthrop				3 0				192 H Winthrop				1 3							

Non-Div. I Games:

UNC Asheville

Average RPI Win: 289		WON-LOST	WINNING	LAST 10	STRENGTH OF		OPP. STRENGTH	TEAM	ADJ	CONF.	ADJ CONF.
Average RPI Loss: 182		RECORD	PCT. RANK	GAMES	SCHEDULE		OF SCHEDULE	RPI	RPI	RPI	RPI
DIV. I ONLY		14- 9	.6087	106	6-4		309	298	232	.45665	232
DIV. I NON-CONF.		7- 4	.63636	110	0		308	258	215	.46554	218
TOTALS		RPI 1-25	RPI 26-50		W-L RECORDS		RPI 51-100		RPI 101-150		RPI 150+
14- 9	0- 0	0- 0		OVERALL		0- 2		0- 0		14- 7	
8- 2	0- 0	0- 0		HOME		0- 0		0- 0		8- 2	
4- 5	0- 0	0- 0		AWAY		0- 1		0- 0		4- 4	
2- 2	0- 0	0- 0		NEUTRAL		0- 1		0- 0		2- 1	
7- 4	0- 0	0- 0		NON-CONFERENCE		0- 2		0- 0		7- 2	
3- 0	0- 0	0- 0		HOME		0- 0		0- 0		3- 0	
2- 2	0- 0	0- 0		AWAY		0- 1		0- 0		2- 1	
2- 2	0- 0	0- 0		NEUTRAL		0- 1		0- 0		2- 1	
7- 5	0- 0	0- 0		CONFERENCE		0- 0		0- 0		7- 5	
5- 2	0- 0	0- 0		HOME		0- 0		0- 0		5- 2	
2- 3	0- 0	0- 0		AWAY		0- 0		0- 0		2- 3	
0- 0	0- 0	0- 0		NEUTRAL		0- 0		0- 0		0- 0	
RPI S	Opponent	Score	RPI S	Opponent	Score	RPI S	Opponent	Score	RPI S	Opponent	Score
						62 N	Texas Tech	0 3	167 A	LIU Brooklyn	2 3
						93 A	UC Santa Barbara	1 3	167 H	LIU Brooklyn	0 3
									182 A	Boston College	1 3
									204 A	Bryant	3 0
									204 H	Bryant	2 3
									208 N	Seton Hall	0 3
									238 A	Central Conn. St.	1 3
									238 H	Central Conn. St.	3 0
									259 H	Rhode Island	3 2
									263 A	Fairfield	3 1
									277 N	Providence	3 0
									286 H	Robert Morris	3 1
									294 N	Hartford	3 2
									297 H	Saint Francis (PA)	3 0
									305 A	Quinnipiac	3 1
									309 H	Binghamton	3 1
									315 A	St. Francis Brooklyn	2 3
									315 H	St. Francis Brooklyn	3 0
									328 H	NJIT	3 0
									332 A	Fairleigh Dickinson	3 0
									332 H	Fairleigh Dickinson	3 0
LAST 10 GAMES											
						238 H	Central Conn. St.	3 0	286 H	Robert Morris	3 1
						204 H	Bryant	2 3	297 H	Saint Francis (PA)	3 0
						332 H	Fairleigh Dickinson	3 0	238 A	Central Conn. St.	1 3
						167 A	LIU Brooklyn	2 3	204 A	Bryant	3 0
						315 A	St. Francis Brooklyn	2 3	332 A	Fairleigh Dickinson	3 0

Non-Div. I Games:

Sacred Heart

Average RPI Win:	216	WON-LOST RECORD	WINNING PCT. RANK	LAST 10 GAMES	STRENGTH OF SCHEDULE	OPP. STRENGTH OF SCHEDULE	TEAM RPI	ADJ RPI	CONF. RPI	ADJ CONF. RPI	
DIV. I ONLY		8- 17	.32 264	0-10	168	139	235	.4562 233	12	12	
DIV. I NON-CONF.		7- 4	.63636 110	0	193	182	130	.5248 130	11	11	
<hr/>											
TOTALS	RPI 1-25	RPI 26-50		W-L RECORDS	RPI 51-100		RPI 101-150		RPI 150+		
8- 17	0- 0	0- 2		OVERALL	0- 2		1- 8		7- 5		
1- 6	0- 0	0- 1		HOME	0- 1		0- 3		1- 1		
1- 11	0- 0	0- 1		AWAY	0- 1		0- 5		1- 4		
6- 0	0- 0	0- 0		NEUTRAL	0- 0		1- 0		5- 0		
<hr/>											
7- 4	0- 0	0- 1		NON-CONFERENCE	0- 0		1- 2		6- 1		
0- 0	0- 0	0- 0		HOME	0- 0		0- 0		0- 0		
1- 4	0- 0	0- 1		AWAY	0- 0		0- 2		1- 1		
6- 0	0- 0	0- 0		NEUTRAL	0- 0		1- 0		5- 0		
<hr/>											
1- 13	0- 0	0- 1		CONFERENCE	0- 2		0- 6		1- 4		
1- 6	0- 0	0- 1		HOME	0- 1		0- 3		1- 1		
0- 7	0- 0	0- 0		AWAY	0- 1		0- 3		0- 3		
0- 0	0- 0	0- 0		NEUTRAL	0- 0		0- 0		0- 0		
<hr/>											
RPI	S	Opponent	Score	RPI	S	Opponent	Score	RPI	S	Opponent	Score
				38	H	Colorado St.	1 3	91	A	Wyoming	0 3
				42	A	Saint Mary's (CA)	2 3	98	H	Fresno St.	1 3
								112	A	UNLV	1 3
								112	H	UNLV	2 3
								125	A	Boi se St.	0 3
								125	H	Boi se St.	0 3
								126	A	UC Davis	0 3
								127	N	Northern Ari z.	3 1
								142	A	Paci fi c	0 3
								144	A	New Mexico	2 3
								144	H	New Mexico	1 3
								152	A	San Jose St.	1 3
								154	N	Northern Ky.	3 0
								158	A	Air Force	2 3
								175	A	Sacramento St.	1 3
								201	H	San Diego St.	1 3
								221	N	Virginia	3 2
								222	N	Seattle U	3 0
								227	A	Northern Ill.	3 0
								253	A	Utah St.	0 3
								253	H	Utah St.	3 2
								254	N	UC Ri versi de	3 2
								271	N	Hol y Cross	3 0
				LAST 10 GAMES							
				144	H	New Mexico	1 3	98	H	Fresno St.	1 3
				112	H	UNLV	2 3	158	A	Air Force	2 3
				253	A	Utah St.	0 3	152	A	San Jose St.	1 3
				125	A	Boi se St.	0 3	112	A	UNLV	1 3
				201	H	San Diego St.	1 3	144	A	New Mexico	2 3

Non-Div. I Games:

Nevada

Average RPI Win:		294	WON-LOST RECORD		WINNING PCT. RANK		LAST 10 GAMES		STRENGTH OF SCHEDULE		OPP. STRENGTH OF SCHEDULE		TEAM RPI		ADJ RPI		CONF. RPI		ADJ CONF. RPI		
DIV. I ONLY			14- 11		.56 135		8-2		293		306		233		.45617 234		30		30		
DIV. I NON-CONF.			2- 7		.22222 282		0		220		214		290		.41194 289		30		30		
TOTALS		RPI 1-25		RPI 26-50		W-L RECORDS		RPI 51-100		RPI 101-150		RPI 150+									
14- 11		0- 0		0- 0		OVERALL		0- 1		0- 3		14- 7									
8- 1		0- 0		0- 0		HOME		0- 0		0- 0		8- 1									
4- 6		0- 0		0- 0		AWAY		0- 0		0- 1		4- 5									
2- 4		0- 0		0- 0		NEUTRAL		0- 1		0- 2		2- 1									
2- 7		0- 0		0- 0		NON-CONFERENCE		0- 1		0- 3		2- 3									
0- 0		0- 0		0- 0		HOME		0- 0		0- 0		0- 0									
0- 3		0- 0		0- 0		AWAY		0- 0		0- 1		0- 2									
2- 4		0- 0		0- 0		NEUTRAL		0- 1		0- 2		2- 1									
12- 4		0- 0		0- 0		CONFERENCE		0- 0		0- 0		12- 4									
8- 1		0- 0		0- 0		HOME		0- 0		0- 0		8- 1									
4- 3		0- 0		0- 0		AWAY		0- 0		0- 0		4- 3									
0- 0		0- 0		0- 0		NEUTRAL		0- 0		0- 0		0- 0									
RPI	S	Opponent		Score		RPI	S	Opponent		Score		RPI	S	Opponent		Score					
								65	N	Maryl and	0 3	107	N	Stony Brook	1 3						
												130	N	Loyola Chi cago	1 3						
												132	A	Clevel and St.	0 3						
												179	A	Iona	1 3						
												179	H	Iona	0 3						
												183	A	Western Mi ch.	0 3						
												243	A	Akron	0 3						
												244	A	Marist	1 3						
												244	H	Marist	3 2						
												250	A	Ri der	3 0						
												250	H	Ri der	3 0						
												257	N	Montana St.	2 3						
												263	H	Fai rfi el d	3 0						
												269	N	Mi l waukee	3 1						
												301	A	Ni agara	3 0						
												301	H	Ni agara	3 0						
												305	H	Qui nni pi ac	3 0						
												309	N	Bi nghamton	3 1						
												323	A	Sai nt Peter's	1 3						
												323	H	Sai nt Peter's	3 1						
												325	A	Si ena	3 1						
												325	H	Si ena	3 0						
												327	A	Manhattan	3 1						
												327	H	Manhatt an	3 0						
LAST 10 GAMES																					
301 H Ni agara						3	0	301 A Ni agara						3	0						
179 H Iona						0	3	323 A Saint Peter's						1	3						
327 H Manhattan						3	0	250 A Ri der						3	0						
244 H Marist						3	2	305 H Qui nni pi ac						3	0						
325 H Si ena						3	0	263 H Fai rfi el d						3	0						

Non-Div. I Games:

Cani si us

Average RPI Win: 262		WON-LOST	WINNING	LAST 10	STRENGTH OF		OPP. STRENGTH	TEAM	ADJ	CONF.	ADJ CONF.
Average RPI Loss: 151		RECORD	PCT. RANK	GAMES	SCHEDULE		OF SCHEDULE	RPI	RPI	RPI	RPI
DIV. I ONLY		8- 16	.33333	253	3-7		160	238	236	.45532	235
DIV. I NON-CONF.		2- 8	.2	288	0		171	122	278	.42525	276
TOTALS		RPI 1-25	RPI 26-50		W-L RECORDS		RPI 51-100		RPI 101-150		RPI 150+
8- 16	0- 0	0- 0		OVERALL		0- 4		1- 6		7- 6	
3- 5	0- 0	0- 0		HOME		0- 1		0- 3		3- 1	
3- 8	0- 0	0- 0		AWAY		0- 2		0- 3		3- 3	
2- 3	0- 0	0- 0		NEUTRAL		0- 1		1- 0		1- 2	
2- 8	0- 0	0- 0		NON-CONFERENCE		0- 2		1- 4		1- 2	
0- 2	0- 0	0- 0		HOME		0- 0		0- 2		0- 0	
0- 3	0- 0	0- 0		AWAY		0- 1		0- 2		0- 0	
2- 3	0- 0	0- 0		NEUTRAL		0- 1		1- 0		1- 2	
6- 8	0- 0	0- 0		CONFERENCE		0- 2		0- 2		6- 4	
3- 3	0- 0	0- 0		HOME		0- 1		0- 1		3- 1	
3- 5	0- 0	0- 0		AWAY		0- 1		0- 1		3- 3	
0- 0	0- 0	0- 0		NEUTRAL		0- 0		0- 0		0- 0	
RPI S	Opponent	Score	RPI S	Opponent	Score	RPI S	Opponent	Score	RPI S	Opponent	Score
						59 N	Portland	0 3	104 H	Appalachian St.	0 3
						66 A	High Point	0 3	105 A	Radford	1 3
						66 H	High Point	0 3	105 H	Radford	1 3
						96 A	NC State	0 3	109 H	Utah Valley	2 3
									122 A	UNCW	0 3
									128 A	Virginia Tech	0 3
									131 N	CSU Bakersfield	3 2
									192 H	Winthrop	0 3
									222 N	Seattle U	0 3
									231 A	UNC Asheville	0 3
									231 H	UNC Asheville	3 0
									252 A	Charleston So.	3 2
									255 A	Presbyterian	1 3
									275 N	William & Mary	1 3
									283 A	USC Upstate	2 3
									283 H	USC Upstate	3 1
									286 N	Robert Morris	3 1
									303 A	Hampton	3 1
									303 H	Hampton	3 1
									310 A	Gardner-Webb	3 0
LAST 10 GAMES											
						231 A	UNC Asheville	0 3	303 A	Hampton	3 1
						283 A	USC Upstate	2 3	310 A	Gardner-Webb	3 0
						105 H	Radford	1 3	192 H	Winthrop	0 3
						303 H	Hampton	3 1	105 A	Radford	1 3
						66 H	High Point	0 3	66 A	High Point	0 3

Non-Div. I Games:

Campbel I

Average RPI Win:	254	WON-LOST	WINNING	LAST 10	STRENGTH OF	OPP. STRENGTH	TEAM	ADJ	CONF.	ADJ CONF.					
Average RPI Loss:	155	RECORD	PCT. RANK	GAMES	SCHEDULE	OF SCHEDULE	RPI	RPI	RPI	RPI					
DIV. I ONLY		9- 15	.375	235	2-8	189	248	234	.45525	236	19	19			
DIV. I NON-CONF.		6- 6	.5	170	0-1	175	288	188	.48257	193	16	16			
<hr/>															
TOTALS	RPI 1-25	RPI 26-50		W-L RECORDS		RPI 51-100		RPI 101-150		RPI 150+					
9- 15	0- 0	0- 1		OVERALL		0- 3		0- 3		9- 8					
6- 6	0- 0	0- 1		HOME		0- 1		0- 2		6- 2					
1- 7	0- 0	0- 0		AWAY		0- 1		0- 1		1- 5					
2- 2	0- 0	0- 0		NEUTRAL		0- 1		0- 0		2- 1					
<hr/>															
6- 6	0- 0	0- 0		NON-CONFERENCE		0- 1		0- 3		6- 2					
3- 2	0- 0	0- 0		HOME		0- 0		0- 2		3- 0					
1- 2	0- 0	0- 0		AWAY		0- 0		0- 1		1- 1					
2- 2	0- 0	0- 0		NEUTRAL		0- 1		0- 0		2- 1					
<hr/>															
3- 9	0- 0	0- 1		CONFERENCE		0- 2		0- 0		3- 6					
3- 4	0- 0	0- 1		HOME		0- 1		0- 0		3- 2					
0- 5	0- 0	0- 0		AWAY		0- 1		0- 0		0- 4					
0- 0	0- 0	0- 0		NEUTRAL		0- 0		0- 0		0- 0					
<hr/>															
RPI	S	Opponent	Score	RPI	S	Opponent	Score	RPI	S	Opponent	Score				
				37	H	Dayton	1	3	75	A	VCU	1	3		
				75	H	VCU	0	3	103	H	Ameri can	1	3		
				99	N	South Fla.	1	3	117	A	Bradley	1	3		
				129	H	West Vi rgi ni a	0	3	129	H	West Vi rgi ni a	0	3		
				162	A	La Sal le	1	3	162	A	La Sal le	1	3		
				167	A	LIU Brookl yn	3	2	167	A	LIU Brookl yn	3	2		
				178	A	Howard	0	3	178	A	Howard	0	3		
				186	A	Davi dson	1	3	186	A	Davi dson	1	3		
				186	H	Davi dson	3	0	186	H	Davi dson	3	0		
				205	A	George Mason	1	3	205	A	George Mason	1	3		
				205	H	George Mason	1	3	205	H	George Mason	1	3		
				223	H	Sai nt Loui s	3	0	223	H	Sai nt Loui s	3	0		
				225	A	Duquesne	2	3	225	A	Duquesne	2	3		
				259	H	Rhode Isl and	3	0	259	H	Rhode Isl and	3	0		
				262	H	Fordham	1	3	262	H	Fordham	1	3		
				264	N	Tol edo	3	2	264	N	Tol edo	3	2		
				271	N	Hol y Cross	0	3	271	N	Hol y Cross	0	3		
				273	H	Al abama A&M	3	0	273	H	Al abama A&M	3	0		
				289	H	Morgan St.	3	2	289	H	Morgan St.	3	2		
				311	N	Western Ill .	3	2	311	N	Western Ill .	3	2		
				317	H	Coppi n St.	3	0	317	H	Coppi n St.	3	0		
				<hr/>											
				LAST 10 GAMES											
				186 H Davi dson				3	0	75 A VCU				1	3
				75 H VCU				0	3	186 A Davi dson				1	3
				205 H George Mason				1	3	129 H West Vi rgi ni a				0	3
				225 A Duquesne				2	3	262 H Fordham				1	3
				162 A La Sal le				1	3	259 H Rhode Isl and				3	0
				<hr/>											

Non-Div. I Games:

George Washington

Average RPI Win: 258		WON-LOST RECORD		WINNING PCT. RANK		LAST 10 GAMES		STRENGTH OF SCHEDULE		OPP. STRENGTH OF SCHEDULE		TEAM RPI		ADJ RPI		CONF. RPI		ADJ CONF. RPI	
DIV. I ONLY		5- 22		.18519 320		1-9		65		145		240		.45464 237		8		8	
DIV. I NON-CONF.		4- 9		.30769 253		0		66		226		192		.48271 191		9		9	
TOTALS		RPI 1-25		RPI 26-50		W-L RECORDS		RPI 51-100		RPI 101-150		RPI 150+							
5- 22		0- 2		0- 3		OVERALL		0- 2		0- 10		5- 5							
2- 8		0- 1		0- 1		HOME		0- 1		0- 4		2- 1							
0- 10		0- 0		0- 2		AWAY		0- 1		0- 4		0- 3							
3- 4		0- 1		0- 0		NEUTRAL		0- 0		0- 2		3- 1							
4- 9		0- 1		0- 1		NON-CONFERENCE		0- 1		0- 4		4- 2							
1- 2		0- 0		0- 0		HOME		0- 1		0- 1		1- 0							
0- 4		0- 0		0- 1		AWAY		0- 0		0- 2		0- 1							
3- 3		0- 1		0- 0		NEUTRAL		0- 0		0- 1		3- 1							
1- 13		0- 1		0- 2		CONFERENCE		0- 1		0- 6		1- 3							
1- 6		0- 1		0- 1		HOME		0- 0		0- 3		1- 1							
0- 6		0- 0		0- 1		AWAY		0- 1		0- 2		0- 2							
0- 1		0- 0		0- 0		NEUTRAL		0- 0		0- 1		0- 0							
RPI	S	Opponent		Score	RPI	S	Opponent		Score	RPI	S	Opponent		Score	RPI	S	Opponent		Score
15	H	UNI		1 3	34	A	Illinois St.		0 3	68	A	Val parai so		0 3	108	N	Central Ark.		1 3
21	N	Florida		1 3	34	H	Illinois St.		0 3	78	H	Mi ami (OH)		1 3	111	A	Arkansas St.		2 3
					36	A	Louisville		0 3						115	H	Missouri St.		1 3
															115	N	Missouri St.		0 3
															117	A	Bradley		0 3
															117	H	Bradley		0 3
															121	H	Murray St.		0 3
															124	H	Drake		0 3
															127	A	Northern Ari z.		0 3
															130	A	Loyol a Chi cago		0 3
															170	N	CSUN		1 3
															198	A	Southeast Mo. St.		0 3
															203	A	Indiana St.		0 3
															203	H	Indiana St.		3 1
															215	N	UT Martin		3 2
															226	A	Evansville		0 3
															226	H	Evansville		0 3
															273	H	Al abama A&M		3 0
															278	N	IUPUI		3 1
															321	N	Jackson St.		3 0
LAST 10 GAMES					LAST 10 GAMES					LAST 10 GAMES									
					321	N	Jackson St.		3 0						115	H	Missouri St.		1 3
					36	A	Louisville		0 3						117	A	Bradley		0 3
					226	H	Evansville		0 3						34	A	Illinois St.		0 3
					203	H	Indiana St.		3 1						124	H	Drake		0 3
					130	A	Loyol a Chi cago		0 3						15	H	UNI		1 3

Non-Div. I Games:

Southern Ill.

Average RPI Win: 290		WON-LOST	WINNING	LAST 10	STRENGTH OF		OPP. STRENGTH	TEAM	ADJ	CONF.	ADJ CONF.
Average RPI Loss: 175		RECORD	PCT. RANK	GAMES	SCHEDULE		OF SCHEDULE	RPI	RPI	RPI	RPI
DIV. I ONLY		11- 12	.47826	194	262		297	238	.45366	238	29
DIV. I NON-CONF.		3- 8	.27273	266	161		257	264	.4334	263	29
TOTALS		RPI 1-25	RPI 26-50		W-L RECORDS		RPI 51-100		RPI 101-150		RPI 150+
11- 12	0- 0	0- 0		OVERALL		0- 2		0- 1		11- 9	
4- 1	0- 0	0- 0		HOME		0- 0		0- 0		4- 1	
7- 6	0- 0	0- 0		AWAY		0- 1		0- 1		7- 4	
0- 5	0- 0	0- 0		NEUTRAL		0- 1		0- 0		0- 4	
3- 8	0- 0	0- 0		NON-CONFERENCE		0- 2		0- 1		3- 5	
0- 0	0- 0	0- 0		HOME		0- 0		0- 0		0- 0	
3- 3	0- 0	0- 0		AWAY		0- 1		0- 1		3- 1	
0- 5	0- 0	0- 0		NEUTRAL		0- 1		0- 0		0- 4	
8- 4	0- 0	0- 0		CONFERENCE		0- 0		0- 0		8- 4	
4- 1	0- 0	0- 0		HOME		0- 0		0- 0		4- 1	
4- 3	0- 0	0- 0		AWAY		0- 0		0- 0		4- 3	
0- 0	0- 0	0- 0		NEUTRAL		0- 0		0- 0		0- 0	
RPI S	Opponent	Score	RPI S	Opponent	Score	RPI S	Opponent	Score	RPI S	Opponent	Score
						61 A	Yale	0 3	106 A	St. John's (NY)	2 3
						79 N	Michigan St.	0 3	160 N	Northeastern	1 3
									161 N	Harvard	2 3
									167 A	LIU Brooklyn	1 3
									172 N	Eastern Mich.	0 3
									179 A	Iona	3 1
									204 A	Bryant	1 3
									204 H	Bryant	0 3
									232 A	Sacred Heart	0 3
									232 H	Sacred Heart	3 1
									262 N	Fordham	1 3
									286 A	Robert Morris	3 1
									286 H	Robert Morris	3 0
									294 A	Hartford	0 3
									297 A	Saint Francis (PA)	3 2
									297 H	Saint Francis (PA)	3 1
									305 A	Quinnipiac	3 0
									315 A	St. Francis Brooklyn	3 0
									327 A	Manhattan	3 0
									332 A	Fairleigh Dickinson	3 0
									332 H	Fairleigh Dickinson	3 0
LAST 10 GAMES											
						232 A	Sacred Heart	0 3	204 H	Bryant	0 3
						332 A	Fairleigh Dickinson	3 0	232 H	Sacred Heart	3 1
						204 A	Bryant	1 3	332 H	Fairleigh Dickinson	3 0
						297 A	Saint Francis (PA)	3 2	167 A	LIU Brooklyn	1 3
						286 A	Robert Morris	3 1	315 A	St. Francis Brooklyn	3 0

Non-Div. I Games:

Central Conn. St.

Average RPI Win:		232	WON-LOST RECORD		WINNING PCT. RANK		LAST 10 GAMES		STRENGTH OF SCHEDULE		OPP. STRENGTH OF SCHEDULE		TEAM RPI		ADJ RPI		CONF. RPI		ADJ CONF. RPI				
DIV. I ONLY			5- 20		.2 311		1-9		91		90		243		.45323 239		4		4				
DIV. I NON-CONF.			4- 9		.30769 253		0		216		234		268		.43289 266		4		4				
TOTALS		RPI 1-25		RPI 26-50				W-L RECORDS				RPI 51-100				RPI 101-150				RPI 150+			
5- 20		0- 4		0- 4				OVERALL				1- 4				1- 4				3- 4			
2- 8		0- 2		0- 1				HOME				1- 2				0- 1				1- 2			
1- 8		0- 1		0- 2				AWAY				0- 2				1- 2				0- 1			
2- 4		0- 1		0- 1				NEUTRAL				0- 0				0- 1				2- 1			
4- 9		0- 1		0- 1				NON-CONFERENCE				0- 0				1- 3				3- 4			
1- 3		0- 0		0- 0				HOME				0- 0				0- 1				1- 2			
1- 2		0- 0		0- 0				AWAY				0- 0				1- 1				0- 1			
2- 4		0- 1		0- 1				NEUTRAL				0- 0				0- 1				2- 1			
1- 11		0- 3		0- 3				CONFERENCE				1- 4				0- 1				0- 0			
1- 5		0- 2		0- 1				HOME				1- 2				0- 0				0- 0			
0- 6		0- 1		0- 2				AWAY				0- 2				0- 1				0- 0			
0- 0		0- 0		0- 0				NEUTRAL				0- 0				0- 0				0- 0			
RPI	S	Opponent		Score		RPI	S	Opponent		Score		RPI	S	Opponent		Score		RPI	S	Opponent		Score	
8	H	Kentucky		0	3	26	A	South Carolina		0	3	52	A	Al abama		0	3	102	N	Cl emson		2	3
21	A	Fl ori da		0	3	28	A	Tennessee		0	3	94	H	LSU		0	3	104	A	Appal achi an St.		3	0
21	H	Fl ori da		0	3	30	H	Mi ssouri		0	3	95	H	Auburn		3	2	114	A	Ol e Mi ss		1	3
22	N	Cal Poly		0	3	44	N	SFA		0	3	100	A	Arkansas		1	3	118	H	Cal i forni a Bapti st		0	3
												100	H	Arkansas		0	3	138	A	North Texas		2	3
																		180	A	South Al abama		0	3
																		186	N	Davi dson		2	3
																		251	H	La. -Monroe		1	3
																		279	H	Georgia St.		1	3
																		306	N	Loui si ana Tech		3	0
																		318	N	Southeastern La.		3	1
																		335	H	Mi ssi ssi ppi Val .		3	0
LAST 10 GAMES																							
						279	H	Georgi a St.		1	3	52	A	Al abama		0	3						
						94	H	LSU		0	3	30	H	Mi ssouri		0	3						
						21	H	Fl ori da		0	3	100	A	Arkansas		1	3						
						100	H	Arkansas		0	3	28	A	Tennessee		0	3						
						114	A	Ol e Mi ss		1	3	8	H	Kentucky		0	3						

Non-Div. I Games:

Mississippi St.

Average RPI Win:	261	WON-LOST RECORD	WINNING PCT. RANK	LAST 10 GAMES	STRENGTH OF SCHEDULE	OPP. STRENGTH OF SCHEDULE	TEAM RPI	ADJ RPI	CONF. RPI	ADJ CONF. RPI			
Average RPI Loss:	169												
DIV. I ONLY	13- 15	.46429	199	5-5	267	265	237	.45249	240	18	18		
DIV. I NON-CONF.	7- 7	.5	170	0	306	301	273	.42685	274	19	19		
<hr/>													
TOTALS	RPI 1-25	RPI 26-50		W-L RECORDS		RPI 51-100		RPI 101-150		RPI 150+			
13- 15	0- 0	0- 0		OVERALL		0- 1		1- 5		12- 9			
7- 3	0- 0	0- 0		HOME		0- 0		0- 1		7- 2			
2- 10	0- 0	0- 0		AWAY		0- 1		0- 4		2- 5			
4- 2	0- 0	0- 0		NEUTRAL		0- 0		1- 0		3- 2			
<hr/>													
7- 7	0- 0	0- 0		NON-CONFERENCE		0- 0		1- 1		6- 6			
3- 1	0- 0	0- 0		HOME		0- 0		0- 0		3- 1			
0- 4	0- 0	0- 0		AWAY		0- 0		0- 1		0- 3			
4- 2	0- 0	0- 0		NEUTRAL		0- 0		1- 0		3- 2			
<hr/>													
6- 8	0- 0	0- 0		CONFERENCE		0- 1		0- 4		6- 3			
4- 2	0- 0	0- 0		HOME		0- 0		0- 1		4- 1			
2- 6	0- 0	0- 0		AWAY		0- 1		0- 3		2- 2			
0- 0	0- 0	0- 0		NEUTRAL		0- 0		0- 0		0- 0			
<hr/>													
RPI	S	Opponent	Score	RPI	S	Opponent	Score	RPI	S	Opponent	Score		
								78	A	Mi ami (OH)	0	3	
								101	A	Bowl ing Green		0	3
								110	A	Ball St.		0	3
								119	A	Buffal o		0	3
								119	H	Buffal o		2	3
								132	N	Cleveland St.		3	1
								138	A	North Texas		0	3
								162	A	La Salle		0	3
								172	A	Eastern Mich.		0	3
								183	H	Western Mich.		3	1
								191	A	Ohio		1	3
								191	H	Ohio		0	3
								196	H	Purdue Fort Wayne		0	3
								200	A	Butler		0	3
								224	N	Santa Clara		1	3
								227	H	Northern Ill.		3	2
								243	A	Akron		3	2
								243	H	Akron		3	2
								248	H	Central Mich.		3	2
								250	N	Ri der		2	3
								264	A	Toledo		3	1
								286	A	Robert Morris		2	3
								289	H	Morgan St.		3	1
								296	H	Youngstown St.		3	1
								301	H	Niagara		3	0
								316	N	Nicholls St.		3	0
								326	N	Grambling		3	0
								328	N	NJIT		3	0
LAST 10 GAMES													
119 H Buffal o				2	3	183 H Western Mich.				3	1		
243 A Akron				3	2	227 H Northern Ill.				3	2		
119 A Buffal o				0	3	110 A Ball St.				0	3		
248 H Central Mich.				3	2	264 A Toledo				3	1		
191 H Ohi o				0	3	78 A Mi ami (OH)				0	3		

Non-Div. I Games:

Kent St.

Average RPI Win:		264	WON-LOST RECORD		WINNING PCT. RANK		LAST 10 GAMES		STRENGTH OF SCHEDULE		OPP. STRENGTH OF SCHEDULE		TEAM RPI		ADJ RPI		CONF. RPI		ADJ CONF. RPI	
DIV. I ONLY			10- 12		.45455 206		3-7		261		272		239		.45082 241		15		15	
DIV. I NON-CONF.			7- 3		.7 74		0		318		332		224		.45878 229		17		17	
TOTALS		RPI 1-25		RPI 26-50		W-L RECORDS				RPI 51-100		RPI 101-150				RPI 150+				
10- 12		0- 0		0- 0		OVERALL				0- 4		0- 1				10- 7				
2- 4		0- 0		0- 0		HOME				0- 2		0- 0				2- 2				
3- 7		0- 0		0- 0		AWAY				0- 2		0- 1				3- 4				
5- 1		0- 0		0- 0		NEUTRAL				0- 0		0- 0				5- 1				
7- 3		0- 0		0- 0		NON-CONFERENCE				0- 0		0- 0				7- 3				
1- 0		0- 0		0- 0		HOME				0- 0		0- 0				1- 0				
1- 2		0- 0		0- 0		AWAY				0- 0		0- 0				1- 2				
5- 1		0- 0		0- 0		NEUTRAL				0- 0		0- 0				5- 1				
3- 9		0- 0		0- 0		CONFERENCE				0- 4		0- 1				3- 4				
1- 4		0- 0		0- 0		HOME				0- 2		0- 0				1- 2				
2- 5		0- 0		0- 0		AWAY				0- 2		0- 1				2- 2				
0- 0		0- 0		0- 0		NEUTRAL				0- 0		0- 0				0- 0				
RPI	S	Opponent		Score		RPI	S	Opponent		Score		RPI	S	Opponent		Score				
										60	A Princeton	0	3	141	A Cornell I	2	3			
										60	H Princeton	0	3	161	A Harvard	3	2			
										61	A Yale	0	3	161	H Harvard	2	3			
										61	H Yale	0	3	188	A Stetson	3	1			
														197	A Dartmouth	2	3			
														197	H Dartmouth	1	3			
														204	H Bryant	3	1			
														213	A Col umbi a	1	3			
														260	N Chi cago St.	3	2			
														277	A Provi dence	1	3			
														280	A Penn	3	2			
														280	H Penn	3	1			
														281	N Bethune-Cookman	1	3			
														294	A Hartford	2	3			
														301	N Ni agara	3	1			
														312	N Bucknel I	3	1			
														324	N UMass Lowell I	3	0			
														332	N Fai rlei gh Di cki nson	3	1			
LAST 10 GAMES																				
						161	A Harvard	3	2	197	H Dartmouth	1	3							
						197	A Dartmouth	2	3	161	H Harvard	2	3							
						60	H Princeton	0	3	213	A Col umbi a	1	3							
						280	H Penn	3	1	141	A Cornell I	2	3							
						61	A Yale	0	3	280	A Penn	3	2							

Non-Div. I Games:

Brown

Average RPI Win: 292		WON-LOST	WINNING	LAST 10	STRENGTH OF		OPP. STRENGTH	TEAM	ADJ	CONF.	ADJ CONF.
Average RPI Loss: 126		RECORD	PCT. RANK	GAMES	SCHEDULE		OF SCHEDULE	RPI	RPI	RPI	RPI
DIV. I ONLY		8- 21	.27586 281	4-6	123		220	248	.4508 242	25	25
DIV. I NON-CONF.		2- 13	.13333 304	0	30		185	211	.46888 211	24	24
TOTALS		RPI 1-25	RPI 26-50	W-L RECORDS	RPI 51-100		RPI 101-150	RPI 150+			
8- 21	0- 1		0- 4	OVERALL	0- 3		0- 4	8- 9			
5- 3	0- 0		0- 1	HOME	0- 0		0- 1	5- 1			
3- 10	0- 1		0- 2	AWAY	0- 0		0- 0	3- 7			
0- 8	0- 0		0- 1	NEUTRAL	0- 3		0- 3	0- 1			
2- 13	0- 1		0- 3	NON-CONFERENCE	0- 3		0- 3	2- 3			
2- 0	0- 0		0- 0	HOME	0- 0		0- 0	2- 0			
0- 5	0- 1		0- 2	AWAY	0- 0		0- 0	0- 2			
0- 8	0- 0		0- 1	NEUTRAL	0- 3		0- 3	0- 1			
6- 8	0- 0		0- 1	CONFERENCE	0- 0		0- 1	6- 6			
3- 3	0- 0		0- 1	HOME	0- 0		0- 1	3- 1			
3- 5	0- 0		0- 0	AWAY	0- 0		0- 0	3- 5			
0- 0	0- 0		0- 0	NEUTRAL	0- 0		0- 0	0- 0			
RPI S Opponent Score	RPI S Opponent Score		RPI S Opponent Score		RPI S Opponent Score		RPI S Opponent Score				
10 A Washington St.	0	3	31 A Rice	0	3	64 N Austin Peay	1	3	107 N Stony Brook	0	3
			34 N Illinois St.	0	3	87 N Kennesaw St.	0	3	108 H Central Ark.	1	3
			44 H SFA	0	3	93 N UC Santa Barbara	1	3	114 N Ole Miss	0	3
			46 A Denver	0	3				130 N Loyola Chi cago	1	3
									151 A Samford	0	3
									155 A Sam Houston St.	1	3
									158 A Air Force	0	3
									175 N Sacramento St.	1	3
									185 A Houston Baptist	3	1
									187 A Northwestern St.	0	3
									190 A Abilene Christian	1	3
									229 A A&M-Corpus Christi	0	3
									267 A Incarnate Word	2	3
									267 H Incarnate Word	1	3
									270 H New Orleans	3	2
									299 A Lamar University	3	1
									299 H Lamar University	3	0
									316 H Nicholls St.	3	1
									318 A Southeastern La.	3	1
									319 H Southern U.	3	0
									329 H Prairie View	3	0
		LAST 10 GAMES									
		267 A Incarnate Word		2	3	185 A Houston Baptist		3	1		
		299 H Lamar University		3	0	267 H Incarnate Word		1	3		
		108 H Central Ark.		1	3	318 A Southeastern La.		3	1		
		44 H SFA		0	3	187 A Northwestern St.		0	3		
		229 A A&M-Corpus Christi		0	3	316 H Nicholls St.		3	1		

Non-Div. I Games:

McNeese

Average RPI Win:		244	WON-LOST RECORD		WINNING PCT. RANK		LAST 10 GAMES		STRENGTH OF SCHEDULE		OPP. STRENGTH OF SCHEDULE		TEAM RPI		ADJ RPI		CONF. RPI		ADJ CONF. RPI	
DIV. I ONLY		11- 14		.44	212	3-7		258		243		242		.45051	243	18		18		
DIV. I NON-CONF.		8- 3		.72727	57	0		301		281		178		.48972	180	19		19		
TOTALS		RPI 1-25		RPI 26-50		W-L RECORDS		RPI 51-100		RPI 101-150		RPI 150+								
11- 14		0- 0		0- 0		OVERALL		0- 3		2- 2		9- 9								
7- 6		0- 0		0- 0		HOME		0- 2		2- 1		5- 3								
1- 7		0- 0		0- 0		AWAY		0- 1		0- 1		1- 5								
3- 1		0- 0		0- 0		NEUTRAL		0- 0		0- 0		3- 1								
8- 3		0- 0		0- 0		NON-CONFERENCE		0- 1		1- 0		7- 2								
4- 1		0- 0		0- 0		HOME		0- 1		1- 0		3- 0								
1- 1		0- 0		0- 0		AWAY		0- 0		0- 0		1- 1								
3- 1		0- 0		0- 0		NEUTRAL		0- 0		0- 0		3- 1								
3- 11		0- 0		0- 0		CONFERENCE		0- 2		1- 2		2- 7								
3- 5		0- 0		0- 0		HOME		0- 1		1- 1		2- 3								
0- 6		0- 0		0- 0		AWAY		0- 1		0- 1		0- 4								
0- 0		0- 0		0- 0		NEUTRAL		0- 0		0- 0		0- 0								
RPI	S	Opponent		Score		RPI	S	Opponent		Score		RPI	S	Opponent		Score				
								65	H	Maryl and	0	3	101	A	Bowl ing Green	0	3			
								78	A	Mi ami (OH)	0	3	101	H	Bowl ing Green	2	3			
								78	H	Mi ami (OH)	0	3	107	H	Stony Brook	3	0			
													119	H	Buffalo	3	0			
													172	H	Eastern Mich.	0	3			
													183	A	Western Mich.	0	3			
													191	A	Ohio	0	3			
													191	H	Ohio	1	3			
													218	A	Wake Forest	0	3			
													220	N	Elon	3	1			
													227	A	Northern Ill.	0	3			
													234	H	Canisius	3	0			
													240	A	Kent St.	2	3			
													240	H	Kent St.	2	3			
													248	H	Central Mich.	3	2			
													264	H	Toledo	3	2			
													288	N	Montana	3	2			
													295	N	Ga. Southern	3	2			
													296	H	Youngstown St.	3	1			
													302	A	Cal St. Fullerton	3	2			
													304	N	Eastern Wash.	1	3			
													312	H	Bucknell	3	0			
LAST 10 GAMES																				
240 H Kent St.						2	3	248 H Central Mich.						3	2					
191 H Ohio						1	3	183 A Western Mich.						0	3					
78 A Miami (OH)						0	3	227 A Northern Ill.						0	3					
101 A Bowling Green						0	3	264 H Toledo						3	2					
172 H Eastern Mich.						0	3	119 H Buffalo						3	0					

Non-Div. I Games:

Akron

Average RPI Win: 288		WON-LOST	WINNING	LAST 10	STRENGTH OF		OPP. STRENGTH	TEAM	ADJ		CONF.	ADJ CONF.
Average RPI Loss: 208		RECORD	PCT. RANK	GAMES	SCHEDULE		OF SCHEDULE	RPI	RPI		RPI	RPI
DIV. I ONLY		14- 12	.53846 144	6-4	296		303	246	.45014 244		30	30
DIV. I NON-CONF.		3- 7	.3 256	0	221		241	274	.42845 273		30	30
TOTALS		RPI 1-25	RPI 26-50	W-L RECORDS	RPI 51-100		RPI 101-150	RPI 150+				
14- 12	0- 0		0- 0	OVERALL	0- 0		0- 1	14- 11				
7- 3	0- 0		0- 0	HOME	0- 0		0- 0	7- 3				
6- 4	0- 0		0- 0	AWAY	0- 0		0- 0	6- 4				
1- 5	0- 0		0- 0	NEUTRAL	0- 0		0- 1	1- 4				
3- 7	0- 0		0- 0	NON-CONFERENCE	0- 0		0- 1	3- 6				
1- 0	0- 0		0- 0	HOME	0- 0		0- 0	1- 0				
1- 2	0- 0		0- 0	AWAY	0- 0		0- 0	1- 2				
1- 5	0- 0		0- 0	NEUTRAL	0- 0		0- 1	1- 4				
11- 5	0- 0		0- 0	CONFERENCE	0- 0		0- 0	11- 5				
6- 3	0- 0		0- 0	HOME	0- 0		0- 0	6- 3				
5- 2	0- 0		0- 0	AWAY	0- 0		0- 0	5- 2				
0- 0	0- 0		0- 0	NEUTRAL	0- 0		0- 0	0- 0				
RPI S Opponent	Score	RPI S Opponent	Score	RPI S Opponent	Score	RPI S Opponent	Score	RPI S Opponent	Score			
								108 N Central Ark.	1	3		
								166 N Grand Canyon	2	3		
								169 N Charlotte	0	3		
								179 H Iona	1	3		
								186 A Davidson	0	3		
								204 N Bryant	1	3		
								213 N Columbia	0	3		
								214 H Army West Point	3	2		
								219 A Delaware	2	3		
								234 A Canisius	2	3		
								234 H Canisius	3	1		
								250 A Rider	3	0		
								250 H Rider	1	3		
								262 A Fordham	3	2		
								263 A Fairfield	3	1		
								263 H Fairfield	0	3		
								275 N William & Mary	3	2		
								301 A Niagara	2	3		
								301 H Niagara	3	0		
								305 A Quinnipiac	3	1		
								305 H Quinnipiac	3	1		
								323 A Saint Peter's	3	0		
								323 H Saint Peter's	3	1		
								325 A Siena	3	1		
								325 H Siena	3	0		
								327 H Manhattan	3	1		
				LAST 10 GAMES								
				263 A Fairfield	3 1	301 A Niagara	2 3					
				305 A Quinnipiac	3 1	325 H Siena	3 0					
				323 H Saint Peter's	3 1	305 H Quinnipiac	3 1					
				250 H Rider	1 3	179 H Iona	1 3					
				234 A Canisius	2 3	327 H Manhattan	3 1					

Non-Div. I Games:

Marist

Average RPI Win:	261	WON-LOST RECORD	WINNING PCT. RANK	LAST 10 GAMES	STRENGTH OF SCHEDULE	OPP. STRENGTH OF SCHEDULE	TEAM RPI	ADJ RPI	CONF. RPI	ADJ CONF. RPI		
Average RPI Loss:	200											
DIV. I ONLY	15- 13	.53571	150	6-4	303	276	244	.45008	245	27	27	
DIV. I NON-CONF.	8- 6	.57143	146	1-0	287	274	220	.46489	219	26	26	
<hr/>												
TOTALS	RPI 1-25	RPI 26-50		W-L RECORDS		RPI 51-100		RPI 101-150		RPI 150+		
15- 13	0- 0	0- 0		OVERALL		0- 2		1- 2		14- 9		
10- 3	0- 0	0- 0		HOME		0- 0		1- 1		9- 2		
2- 7	0- 0	0- 0		AWAY		0- 1		0- 1		2- 5		
3- 3	0- 0	0- 0		NEUTRAL		0- 1		0- 0		3- 2		
<hr/>												
8- 6	0- 0	0- 0		NON-CONFERENCE		0- 1		1- 1		7- 4		
5- 1	0- 0	0- 0		HOME		0- 0		1- 1		4- 0		
0- 2	0- 0	0- 0		AWAY		0- 0		0- 0		0- 2		
3- 3	0- 0	0- 0		NEUTRAL		0- 1		0- 0		3- 2		
<hr/>												
7- 7	0- 0	0- 0		CONFERENCE		0- 1		0- 1		7- 5		
5- 2	0- 0	0- 0		HOME		0- 0		0- 0		5- 2		
2- 5	0- 0	0- 0		AWAY		0- 1		0- 1		2- 3		
0- 0	0- 0	0- 0		NEUTRAL		0- 0		0- 0		0- 0		
<hr/>												
RPI	S	Opponent	Score	RPI	S	Opponent	Score	RPI	S	Opponent	Score	
								64	A	Austin Peay	1	3
								87	N	Kennesaw St.	2	3
								117	H	Bradley	3	2
								120	H	Little Rock	0	3
								121	A	Murray St.	2	3
								166	A	Grand Canyon	0	3
								182	N	Boston College	2	3
								193	A	Morehead St.	2	3
								193	H	Morehead St.	3	2
								202	H	Mercer	3	1
								215	A	UT Martin	3	1
								228	N	Western Caro.	3	1
								246	A	Troy	2	3
								265	H	SIUE	3	0
								268	H	Eastern Ill.	0	3
								272	N	Florida A&M	3	1
								282	N	Southern Utah	0	3
								284	A	Belmont	2	3
								284	H	Belmont	3	1
								290	A	Tennessee St.	3	1
								290	H	Tennessee St.	1	3
								291	A	Eastern Ky.	2	3
								291	H	Eastern Ky.	3	0
								299	H	Lamar University	3	0
								300	H	Tennessee Tech	3	1
308	H	North Ala.	3	0								
321	H	Jackson St.	3	0								
335	N	Mississippi Val.	3	0								
LAST 10 GAMES												
290 A Tennessee St.				3	1	121 A Murray St.				2	3	
284 A Belmont				2	3	64 A Austin Peay				1	3	
193 H Morehead St.				3	2	265 H SIUE				3	0	
291 H Eastern Ky.				3	0	268 H Eastern Ill.				0	3	
321 H Jackson St.				3	0	215 A UT Martin				3	1	

Non-Div. I Games:

Jacksonville St.

Average RPI Win:		202	WON-LOST		WINNING		LAST 10		STRENGTH OF		OPP. STRENGTH		TEAM	ADJ		CONF.	ADJ CONF.
Average RPI Loss:		121	RECORD		PCT. RANK		GAMES		SCHEDULE		OF SCHEDULE		RPI	RPI		RPI	RPI
DIV. I ONLY			5- 20		.2 311		2-8		93		111		251	.44986 246		11	10
DIV. I NON-CONF.			2- 9		.18182 290		0		96		142		251	.44412 249		8	8
TOTALS		RPI 1-25		RPI 26-50		W-L RECORDS		RPI 51-100		RPI 101-150		RPI 150+					
5- 20		0- 4		0- 0		OVERALL		0- 4		0- 5		5- 7					
3- 7		0- 2		0- 0		HOME		0- 1		0- 2		3- 2					
2- 9		0- 2		0- 0		AWAY		0- 0		0- 3		2- 4					
0- 4		0- 0		0- 0		NEUTRAL		0- 3		0- 0		0- 1					
2- 9		0- 0		0- 0		NON-CONFERENCE		0- 4		0- 2		2- 3					
0- 3		0- 0		0- 0		HOME		0- 1		0- 1		0- 1					
2- 2		0- 0		0- 0		AWAY		0- 0		0- 1		2- 1					
0- 4		0- 0		0- 0		NEUTRAL		0- 3		0- 0		0- 1					
3- 11		0- 4		0- 0		CONFERENCE		0- 0		0- 3		3- 4					
3- 4		0- 2		0- 0		HOME		0- 0		0- 1		3- 1					
0- 7		0- 2		0- 0		AWAY		0- 0		0- 2		0- 3					
0- 0		0- 0		0- 0		NEUTRAL		0- 0		0- 0		0- 0					
RPI	S	Opponent		Score		RPI	S	Opponent		Score		RPI	S	Opponent		Score	
16	A	Creighton		0 3								106	A	St. John's (NY)		2 3	
16	H	Creighton		0 3								123	A	Villanova		1 3	
18	A	Marquette		0 3								123	H	Villanova		0 3	
18	H	Marquette		0 3								130	A	Loyola Chicago		0 3	
												147	H	UConn		0 3	
												153	N	UIC		0 3	
												157	A	Georgetown		0 3	
												157	H	Georgetown		3 1	
												162	A	La Salle		1 3	
												176	H	Xavier		3 1	
												196	H	Purdue Fort Wayne		1 3	
												200	H	Butler		3 2	
												208	A	Seton Hall		0 3	
												227	A	Northern Ill.		3 2	
												248	A	Central Mich.		3 0	
												277	A	Providence		2 3	
												277	H	Providence		0 3	
						LAST 10 GAMES											
						123 A Villanova		1 3		106 A St. John's (NY)		2 3					
						157 A Georgetown		0 3		208 A Seton Hall		0 3					
						16 H Creighton		0 3		176 H Xavier		3 1					
						277 H Providence		0 3		18 H Marquette		0 3					
						18 A Marquette		0 3		200 H Butler		3 2					

Non-Div. I Games:

DePaul

Average RPI Win: 262		WON-LOST RECORD		WINNING PCT. RANK		LAST 10 GAMES		STRENGTH OF SCHEDULE		OPP. STRENGTH OF SCHEDULE		TEAM RPI		ADJ RPI		CONF. RPI		ADJ CONF. RPI	
DIV. I ONLY		10- 17		.37037 236		4-6		212		252		247		.44986 246		16		16	
DIV. I NON-CONF.		6- 7		.46154 191		0		166		291		199		.47722 200		15		15	
TOTALS		RPI 1-25		RPI 26-50		W-L RECORDS		RPI 51-100		RPI 101-150		RPI 150+							
10- 17		0- 1		0- 0		OVERALL		0- 2		0- 6		10- 8							
3- 8		0- 1		0- 0		HOME		0- 1		0- 1		3- 5							
6- 6		0- 0		0- 0		AWAY		0- 0		0- 5		6- 1							
1- 3		0- 0		0- 0		NEUTRAL		0- 1		0- 0		1- 2							
6- 7		0- 0		0- 0		NON-CONFERENCE		0- 2		0- 1		6- 4							
3- 3		0- 0		0- 0		HOME		0- 1		0- 0		3- 2							
2- 1		0- 0		0- 0		AWAY		0- 0		0- 1		2- 0							
1- 3		0- 0		0- 0		NEUTRAL		0- 1		0- 0		1- 2							
4- 10		0- 1		0- 0		CONFERENCE		0- 0		0- 5		4- 4							
0- 5		0- 1		0- 0		HOME		0- 0		0- 1		0- 3							
4- 5		0- 0		0- 0		AWAY		0- 0		0- 4		4- 1							
0- 0		0- 0		0- 0		NEUTRAL		0- 0		0- 0		0- 0							
RPI	S	Opponent	Score	RPI	S	Opponent	Score	RPI	S	Opponent	Score	RPI	S	Opponent	Score				
25	H	Texas St.	0 3					64	N	Austin Peay	1 3	102	A	Clemson	0 3				
								87	H	Kennesaw St.	2 3	104	A	Appalachian St.	1 3				
												111	A	Arkansas St.	0 3				
												113	A	Coastal Caro.	0 3				
												120	A	Little Rock	2 3				
												139	H	UT Arlington	0 3				
												173	N	UAB	0 3				
												177	A	Louisiana	3 1				
												180	A	South Alabama	1 3				
												180	H	South Alabama	0 3				
												188	N	Stetson	3 2				
												198	H	Southeast Mo. St.	0 3				
												217	N	North Dakota	2 3				
												245	H	Jacksonville St.	3 2				
												251	A	La. -Monroe	3 1				
												266	A	Alabama St.	3 0				
												272	H	Florida A&M	1 3				
												279	A	Georgia St.	3 1				
												279	H	Georgia St.	2 3				
												285	A	Middle Tenn.	3 1				
												295	A	Ga. Southern	3 2				
												295	H	Ga. Southern	1 3				
												318	H	Southeastern La.	3 0				
												319	H	Southern U.	3 0				
				LAST 10 GAMES															
				180 A South Alabama 1 3				139 H UT Arlington 0 3											
				180 H South Alabama 0 3				279 A Georgia St. 3 1											
				104 A Appalachian St. 1 3				295 A Ga. Southern 3 2											
				113 A Coastal Caro. 0 3				251 A La. -Monroe 3 1											
				25 H Texas St. 0 3				177 A Louisiana 3 1											

Non-Div. I Games:

Troy

Average RPI Win: 188		WON-LOST RECORD		WINNING PCT. RANK		LAST 10 GAMES		STRENGTH OF SCHEDULE		OPP. STRENGTH OF SCHEDULE		TEAM RPI		ADJ RPI		CONF. RPI		ADJ CONF. RPI	
DIV. I ONLY		7- 19		.26923 284		4-6		128		198		252		.44945 248		18		18	
DIV. I NON-CONF.		3- 9		.25 271		0		136		168		250		.44431 248		19		19	
TOTALS		RPI 1-25		RPI 26-50		W-L RECORDS		RPI 51-100		RPI 101-150		RPI 150+							
7- 19		0- 1		0- 0		OVERALL		0- 2		2- 4		5- 12							
3- 8		0- 0		0- 0		HOME		0- 2		1- 1		2- 5							
3- 5		0- 1		0- 0		AWAY		0- 0		1- 1		2- 3							
1- 6		0- 0		0- 0		NEUTRAL		0- 0		0- 2		1- 4							
3- 9		0- 1		0- 0		NON-CONFERENCE		0- 1		0- 2		3- 5							
1- 2		0- 0		0- 0		HOME		0- 1		0- 0		1- 1							
1- 2		0- 1		0- 0		AWAY		0- 0		0- 0		1- 1							
1- 5		0- 0		0- 0		NEUTRAL		0- 0		0- 2		1- 3							
4- 10		0- 0		0- 0		CONFERENCE		0- 1		2- 2		2- 7							
2- 6		0- 0		0- 0		HOME		0- 1		1- 1		1- 4							
2- 3		0- 0		0- 0		AWAY		0- 0		1- 1		1- 2							
0- 1		0- 0		0- 0		NEUTRAL		0- 0		0- 0		0- 1							
RPI	S	Opponent	Score		RPI	S	Opponent	Score		RPI	S	Opponent	Score		RPI	S	Opponent	Score	
14	A	Nebraska	0	3						68	H	Val parai so	1	3	101	H	Bowl ing Green	1	3
										78	H	Mi ami (OH)	1	3	110	A	Ball St.	0	3
															110	H	Ball St.	3	0
															115	N	Missouri St.	0	3
															119	A	Buffalo	3	1
															144	N	New Mexi co	2	3
															153	A	UIC	0	3
															156	N	Green Bay	0	3
															162	H	La Salle	3	1
															172	A	Eastern Mich.	3	1
															172	H	Eastern Mich.	1	3
															183	H	Western Mich.	0	3
															191	H	Ohio	0	3
															203	A	Indiana St.	3	2
															204	N	Bryant	2	3
															223	N	Saint Louis	0	3
															227	H	Northern Ill.	1	3
															240	A	Kent St.	2	3
															243	A	Akron	2	3
															246	H	DePaul	0	3
															264	H	Tol edo	3	0
															264	N	Tol edo	0	3
															287	N	UMES	3	1
					LAST 10 GAMES														
					264 H Tol edo 3 0					243 A Akron 2 3									
					110 H Ball St. 3 0					78 H Mi ami (OH) 1 3									
					240 A Kent St. 2 3					101 H Bowl ing Green 1 3									
					172 A Eastern Mi ch. 3 1					227 H Northern Ill. 1 3									
					119 A Buffal o 3 1					183 H Western Mi ch. 0 3									

Non-Div. I Games:

Central Mich.

UTEP

Average RPI Win: 219		WON-LOST	WINNING	LAST 10	STRENGTH OF		OPP. STRENGTH	TEAM	ADJ		CONF.	ADJ CONF.
Average RPI Loss: 126		RECORD	PCT. RANK	GAMES	SCHEDULE		OF SCHEDULE	RPI	RPI		RPI	RPI
DIV. I ONLY		5- 19	.20833 309	2-8	84		147	249	.44939 249		14	14
DIV. I NON-CONF.		3- 9	.25 271	0	100		176	232	.45618 235		13	13
TOTALS		RPI 1-25	RPI 26-50		W-L RECORDS		RPI 51-100		RPI 101-150		RPI 150+	
5- 19	0- 0	0- 4		OVERALL		0- 5		0- 4		5- 6		
1- 8	0- 0	0- 2		HOME		0- 3		0- 1		1- 2		
2- 7	0- 0	0- 1		AWAY		0- 1		0- 2		2- 3		
2- 4	0- 0	0- 1		NEUTRAL		0- 1		0- 1		2- 1		
3- 9	0- 0	0- 1		NON-CONFERENCE		0- 3		0- 3		3- 2		
0- 2	0- 0	0- 0		HOME		0- 1		0- 0		0- 1		
1- 3	0- 0	0- 0		AWAY		0- 1		0- 2		1- 0		
2- 4	0- 0	0- 1		NEUTRAL		0- 1		0- 1		2- 1		
2- 10	0- 0	0- 3		CONFERENCE		0- 2		0- 1		2- 4		
1- 6	0- 0	0- 2		HOME		0- 2		0- 1		1- 1		
1- 4	0- 0	0- 1		AWAY		0- 0		0- 0		1- 3		
0- 0	0- 0	0- 0		NEUTRAL		0- 0		0- 0		0- 0		
RPI	S	Opponent	Score	RPI	S	Opponent	Score	RPI	S	Opponent	Score	
				31	A	Rice	0 3	70	A	Tulane	0 3	
				31	H	Rice	2 3	72	H	UTSA	2 3	
				39	N	Arizona	1 3	81	H	New Mexico St.	0 3	
				50	H	Western Ky.	0 3	86	H	Fla. Atlantic	0 3	
								89	N	UMKC	1 3	
				</								

Non-Div. I Games:

UTEP

Average RPI Win: 296		WON-LOST	WINNING	LAST 10	STRENGTH OF		OPP. STRENGTH	TEAM	ADJ	CONF.	ADJ CONF.
Average RPI Loss: 225		RECORD	PCT. RANK	GAMES	SCHEDULE		OF SCHEDULE	RPI	RPI	RPI	RPI
DIV. I ONLY		16- 9	.64	93	319		319	241	.44933	250	30
DIV. I NON-CONF.		5- 4	.55556	154	327		327	287	.41106	290	30
TOTALS		RPI 1-25	RPI 26-50		W-L RECORDS		RPI 51-100		RPI 101-150		RPI 150+
16- 9	0- 0	0- 0		OVERALL		0- 0		0- 0		16- 9	
7- 3	0- 0	0- 0		HOME		0- 0		0- 0		7- 3	
8- 5	0- 0	0- 0		AWAY		0- 0		0- 0		8- 5	
1- 1	0- 0	0- 0		NEUTRAL		0- 0		0- 0		1- 1	
5- 4	0- 0	0- 0		NON-CONFERENCE		0- 0		0- 0		5- 4	
1- 0	0- 0	0- 0		HOME		0- 0		0- 0		1- 0	
3- 3	0- 0	0- 0		AWAY		0- 0		0- 0		3- 3	
1- 1	0- 0	0- 0		NEUTRAL		0- 0		0- 0		1- 1	
11- 5	0- 0	0- 0		CONFERENCE		0- 0		0- 0		11- 5	
6- 3	0- 0	0- 0		HOME		0- 0		0- 0		6- 3	
5- 2	0- 0	0- 0		AWAY		0- 0		0- 0		5- 2	
0- 0	0- 0	0- 0		NEUTRAL		0- 0		0- 0		0- 0	
RPI S	Opponent	Score	RPI S	Opponent	Score	RPI S	Opponent	Score	RPI S	Opponent	Score
									162 A	La Salle	2 3
									179 A	Iona	2 3
									179 H	Iona	3 2
									184 A	Lehigh	0 3
									210 N	Rutgers	0 3
									234 A	Canisius	0 3
									234 H	Canisius	0 3
									240 N	Kent St.	3 2
									244 A	Marist	3 1
									244 H	Marist	0 3
									263 A	Fairfield	3 0
									263 H	Fairfield	2 3
									301 A	Niagara	3 0
									301 H	Niagara	3 0
									305 A	Quinnipiac	3 1
									305 H	Quinnipiac	3 0
									315 A	St. Francis Brooklyn	3 2
									317 A	Coppin St.	2 3
									320 A	Lafayette	3 2
									323 H	Saint Peter's	3 0
									325 A	Siena	3 0
									325 H	Siena	3 0
									327 H	Manhattan	3 1
									328 A	NJIT	3 1
									332 H	Fairleigh Dickinson	3 1
LAST 10 GAMES											
						179 H	Iona	3 2	305 A	Quinnipiac	3 1
						327 H	Manhattan	3 1	263 A	Fairfield	3 0
						325 A	Siena	3 0	301 H	Niagara	3 0
						244 A	Marist	3 1	234 H	Canisius	0 3
						332 H	Fairleigh Dickinson	3 1	317 A	Coppin St.	2 3

Non-Div. I Games:

Ri der

Average RPI Win:	292	WON-LOST RECORD	WINNING PCT. RANK	LAST 10 GAMES	STRENGTH OF SCHEDULE	OPP. STRENGTH OF SCHEDULE	TEAM RPI	ADJ RPI	CONF. RPI	ADJ CONF. RPI					
DIV. I ONLY		11- 17	.39286	229	4-6	237	259	245	.44888	251	16	16			
DIV. I NON-CONF.		8- 6	.57143	146	1-0	286	315	230	.45657	234	15	15			
<hr/>															
TOTALS	RPI 1-25	RPI 26-50		W-L RECORDS		RPI 51-100		RPI 101-150		RPI 150+					
11- 17	0- 2	0- 1		OVERALL		0- 0		0- 8		11- 6					
6- 4	0- 1	0- 0		HOME		0- 0		0- 1		6- 2					
3- 10	0- 1	0- 1		AWAY		0- 0		0- 5		3- 3					
2- 3	0- 0	0- 0		NEUTRAL		0- 0		0- 2		2- 1					
8- 6	0- 0	0- 1		NON-CONFERENCE		0- 0		0- 2		8- 3					
3- 0	0- 0	0- 0		HOME		0- 0		0- 0		3- 0					
3- 3	0- 0	0- 1		AWAY		0- 0		0- 0		3- 2					
2- 3	0- 0	0- 0		NEUTRAL		0- 0		0- 2		2- 1					
3- 11	0- 2	0- 0		CONFERENCE		0- 0		0- 6		3- 3					
3- 4	0- 1	0- 0		HOME		0- 0		0- 1		3- 2					
0- 7	0- 1	0- 0		AWAY		0- 0		0- 5		0- 1					
0- 0	0- 0	0- 0		NEUTRAL		0- 0		0- 0		0- 0					
<hr/>															
RPI	S	Opponent	Score	RPI	S	Opponent	Score	RPI	S	Opponent	Score	RPI	S	Opponent	Score
25	A	Texas St.	0 3	44	A	SFA	0 3			104	A	Appalachian St.	0 3		
25	H	Texas St.	0 3							105	N	Radford	0 3		
										111	A	Arkansas St.	0 3		
										113	A	Coastal Caro.	0 3		
										118	N	California Baptist	0 3		
										120	A	Little Rock	0 3		
										139	A	UT Arlington	0 3		
										139	H	UT Arlington	1 3		
										163	A	Memphis	2 3		
										177	A	Louisiana	2 3		
										177	H	Louisiana	3 0		
										180	H	South Alabama	0 3		
										187	N	Northwestern St.	2 3		
										198	A	Southeast Mo. St.	0 3		
										239	A	Mississippi St.	3 1		
										246	H	Troy	1 3		
										279	H	Georgia St.	3 1		
										295	H	Ga. Southern	3 1		
										300	N	Tennessee Tech	3 0		
										306	A	Louisiana Tech	3 2		
										308	H	North Ala.	3 0		
										321	A	Jackson St.	3 0		
										321	H	Jackson St.	3 0		
										326	H	Grambling	3 0		
										335	N	Mississippi Val.	3 0		
<hr/>															
				LAST 10 GAMES											
				177 H Louisiana 3 0				295 H Ga. Southern 3 1							
				177 A Louisiana 2 3				279 H Georgia St. 3 1							
				321 A Jackson St. 3 0				111 A Arkansas St. 0 3							
				25 A Texas St. 0 3				120 A Little Rock 0 3							
				139 A UT Arlington 0 3				246 H Troy 1 3							

Non-Div. I Games:

La. -Monroe

Average RPI Win: 277		WON-LOST	WINNING	LAST 10	STRENGTH OF		OPP. STRENGTH	TEAM	ADJ	CONF.	ADJ CONF.
Average RPI Loss: 180		RECORD	PCT. RANK	GAMES	SCHEDULE		OF SCHEDULE	RPI	RPI	RPI	RPI
DIV. I ONLY		11- 11	.5	163	292		287	250	.44784	252	26
DIV. I NON-CONF.		5- 3	.625	118	324		314	254	.43888	259	27
TOTALS		RPI 1-25	RPI 26-50		W-L RECORDS		RPI 51-100		RPI 101-150		RPI 150+
11- 11	0- 0	0- 0		OVERALL		0- 3		1- 0		10- 8	
6- 4	0- 0	0- 0		HOME		0- 1		1- 0		5- 3	
3- 6	0- 0	0- 0		AWAY		0- 2		0- 0		3- 4	
2- 1	0- 0	0- 0		NEUTRAL		0- 0		0- 0		2- 1	
5- 3	0- 0	0- 0		NON-CONFERENCE		0- 1		0- 0		5- 2	
2- 0	0- 0	0- 0		HOME		0- 0		0- 0		2- 0	
1- 2	0- 0	0- 0		AWAY		0- 1		0- 0		1- 1	
2- 1	0- 0	0- 0		NEUTRAL		0- 0		0- 0		2- 1	
6- 8	0- 0	0- 0		CONFERENCE		0- 2		1- 0		5- 6	
4- 4	0- 0	0- 0		HOME		0- 1		1- 0		3- 3	
2- 4	0- 0	0- 0		AWAY		0- 1		0- 0		2- 3	
0- 0	0- 0	0- 0		NEUTRAL		0- 0		0- 0		0- 0	
RPI S Opponent	Score	RPI S Opponent	Score	RPI S Opponent	Score	RPI S Opponent	Score	RPI S Opponent	Score	RPI S Opponent	Score
				66 A High Point	0 3	105 H Radford	3 2				
				66 H High Point	0 3	186 N Davidson	1 3				
				69 A Col. of Charleston	1 3	192 A Winthrop	0 3				
						192 H Winthrop	1 3				
						228 A Western Caro.	0 3				
						231 A UNC Asheville	0 3				
						231 H UNC Asheville	0 3				
						235 H Campbell	2 3				
						255 A Presbyterian	3 2				
						255 H Presbyterian	3 2				
						274 H The Citadel	3 2				
						283 A USC Upstate	1 3				
						285 N Middle Tenn.	3 0				
						286 N Robert Morris	3 0				
						303 H Hampton	3 1				
						310 A Gardner-Webb	3 1				
						310 H Gardner-Webb	3 1				
						333 H Savannah St.	3 0				
						336 A South Carolina St.	3 1				
				LAST 10 GAMES							
				231 H UNC Asheville	0 3	283 A USC Upstate	1 3				
				310 H Gardner-Webb	3 1	231 A UNC Asheville	0 3				
				192 H Winthrop	1 3	105 H Radford	3 2				
				255 A Presbyterian	3 2	66 H High Point	0 3				
				66 A High Point	0 3	255 H Presbyterian	3 2				

Non-Div. I Games:

Charleston So.

Average RPI Win:		196	WON-LOST RECORD		WINNING PCT. RANK		LAST 10 GAMES		STRENGTH OF SCHEDULE		OPP. STRENGTH OF SCHEDULE		TEAM RPI		ADJ RPI		CONF. RPI		ADJ CONF. RPI	
DIV. I ONLY			5- 20		.2 311		2-8		98		118		254		.44723 253		12		12	
DIV. I NON-CONF.			2- 9		.18182 290		0		69		113		227		.46012 226		11		11	
TOTALS		RPI 1-25		RPI 26-50		W-L RECORDS		RPI 51-100		RPI 101-150		RPI 150+								
5- 20		0- 1		0- 2		OVERALL		0- 5		0- 6		5- 6								
2- 9		0- 1		0- 0		HOME		0- 3		0- 3		2- 2								
1- 9		0- 0		0- 1		AWAY		0- 2		0- 2		1- 4								
2- 2		0- 0		0- 1		NEUTRAL		0- 0		0- 1		2- 0								
2- 9		0- 1		0- 1		NON-CONFERENCE		0- 2		0- 3		2- 2								
0- 4		0- 1		0- 0		HOME		0- 2		0- 1		0- 0								
0- 3		0- 0		0- 0		AWAY		0- 0		0- 1		0- 2								
2- 2		0- 0		0- 1		NEUTRAL		0- 0		0- 1		2- 0								
3- 11		0- 0		0- 1		CONFERENCE		0- 3		0- 3		3- 4								
2- 5		0- 0		0- 0		HOME		0- 1		0- 2		2- 2								
1- 6		0- 0		0- 1		AWAY		0- 2		0- 1		1- 2								
0- 0		0- 0		0- 0		NEUTRAL		0- 0		0- 0		0- 0								
RPI	S	Opponent		Score		RPI	S	Opponent		Score		RPI	S	Opponent		Score				
22	H	Cal Poly		0 3		38	A	Colorado St.		0 3		63	H	Loyola Marymount		0 3				
						39	N	Arizona		2 3		85	H	UTRGV		0 3				
												91	A	Wyoming		0 3				
												98	A	Fresno St.		0 3				
														Fresno St.		0 3				
														New Mexico		1 3				
														San Jose St.		3 2				
														San Jose St.		1 3				
														Air Force		3 1				
														CSUN		3 2				
														Sacramento St.		1 3				
														Western Mich.		2 3				
														San Diego St.		0 3				
														San Diego St.		2 3				
														Nevada		2 3				
														Nevada		3 0				
														Milwaukee		3 2				
LAST 10 GAMES																				
183 A Western Mich.						2 3		158 H Air Force						3 1						
98 A Fresno St.						0 3		125 H Boise St.						2 3						
201 A San Diego St.						0 3		38 A Colorado St.						0 3						
233 H Nevada						3 0		91 A Wyoming						0 3						
152 H San Jose St.						1 3		201 H San Diego St.						2 3						

Non-Div. I Games:

Utah St.

Average RPI Win:		234	WON-LOST RECORD		WINNING PCT. RANK		LAST 10 GAMES		STRENGTH OF SCHEDULE		OPP. STRENGTH OF SCHEDULE		TEAM RPI		ADJ RPI		CONF. RPI		ADJ CONF. RPI	
DIV. I ONLY			8- 16		.33333 253		3-7		200		186		253		.44718 254		9		9	
DIV. I NON-CONF.			5- 7		.41667 217		0-1		281		262		266		.4325 267		10		10	
TOTALS		RPI 1-25		RPI 26-50		W-L RECORDS		RPI 51-100		RPI 101-150		RPI 150+								
8- 16		0- 1		0- 0		OVERALL		1- 4		1- 5		6- 6								
4- 5		0- 1		0- 0		HOME		1- 2		0- 1		3- 1								
2- 7		0- 0		0- 0		AWAY		0- 2		0- 3		2- 2								
2- 4		0- 0		0- 0		NEUTRAL		0- 0		1- 1		1- 3								
5- 7		0- 0		0- 0		NON-CONFERENCE		0- 0		1- 2		4- 5								
2- 1		0- 0		0- 0		HOME		0- 0		0- 0		2- 1								
1- 2		0- 0		0- 0		AWAY		0- 0		0- 1		1- 1								
2- 4		0- 0		0- 0		NEUTRAL		0- 0		1- 1		1- 3								
3- 9		0- 1		0- 0		CONFERENCE		1- 4		0- 3		2- 1								
2- 4		0- 1		0- 0		HOME		1- 2		0- 1		1- 0								
1- 5		0- 0		0- 0		AWAY		0- 2		0- 2		1- 1								
0- 0		0- 0		0- 0		NEUTRAL		0- 0		0- 0		0- 0								
RPI	S	Opponent		Score	RPI	S	Opponent		Score	RPI	S	Opponent		Score	RPI	S	Opponent		Score	
22	H	Cal Poly		0 3						55	A	Hawaii		0 3	118	A	California Baptist		2 3	
										55	H	Hawaii		0 3	125	N	Boise St.		0 3	
										80	A	UC Irvine		0 3	126	A	UC Davis		2 3	
										80	H	UC Irvine		3 2	126	H	UC Davis		0 3	
										93	H	UC Santa Barbara		1 3	136	N	Idaho		3 2	
															137	A	Long Beach St.		0 3	
															168	A	Idaho St.		3 0	
															170	A	CSUN		1 3	
															175	A	Sacramento St.		1 3	
															181	N	San Francisco		1 3	
															222	N	Seattle U		2 3	
															233	N	Nevada		2 3	
															269	N	Milwaukee		3 2	
															288	H	Montana		3 1	
															302	A	Cal St. Fullerton		3 0	
															302	H	Cal St. Fullerton		3 2	
															304	H	Eastern Wash.		2 3	
															324	H	UMass Lowell		3 0	
LAST 10 GAMES																				
304	H	Eastern Wash.		2 3	118	A	California Baptist		2 3											
126	H	UC Davis		0 3	55	H	Hawaii		0 3											
80	H	UC Irvine		3 2	80	A	UC Irvine		0 3											
170	A	CSUN		1 3	126	A	UC Davis		2 3											
302	H	Cal St. Fullerton		3 2	302	A	Cal St. Fullerton		3 0											

Non-Div. I Games:

UC Ri versi de

Average RPI Win: 257		WON-LOST	WINNING	LAST 10	STRENGTH OF		OPP. STRENGTH	TEAM	ADJ	CONF.	ADJ CONF.
Average RPI Loss: 166		RECORD	PCT. RANK	GAMES	SCHEDULE		OF SCHEDULE	RPI	RPI	RPI	RPI
DIV. I ONLY		9- 16	.36	240	3-7		214	267	255	.44674	255
DIV. I NON-CONF.		3- 8	.27273	266	1-0		257	222	291	.41048	291
TOTALS		RPI 1-25	RPI 26-50		W-L RECORDS		RPI 51-100		RPI 101-150		RPI 150+
9- 16	0- 0	0- 0		OVERALL		0- 3		1- 5		8- 8	
5- 5	0- 0	0- 0		HOME		0- 1		1- 1		4- 3	
3- 7	0- 0	0- 0		AWAY		0- 2		0- 1		3- 4	
1- 4	0- 0	0- 0		NEUTRAL		0- 0		0- 3		1- 1	
3- 8	0- 0	0- 0		NON-CONFERENCE		0- 1		1- 3		2- 4	
1- 1	0- 0	0- 0		HOME		0- 0		1- 0		0- 1	
1- 3	0- 0	0- 0		AWAY		0- 1		0- 0		1- 2	
1- 4	0- 0	0- 0		NEUTRAL		0- 0		0- 3		1- 1	
6- 8	0- 0	0- 0		CONFERENCE		0- 2		0- 2		6- 4	
4- 4	0- 0	0- 0		HOME		0- 1		0- 1		4- 2	
2- 4	0- 0	0- 0		AWAY		0- 1		0- 1		2- 2	
0- 0	0- 0	0- 0		NEUTRAL		0- 0		0- 0		0- 0	
RPI S	Opponent	Score	RPI S	Opponent	Score	RPI S	Opponent	Score	RPI S	Opponent	Score
						66 A	High Point	1 3	105 A	Radford	0 3
						66 H	High Point	0 3	105 H	Radford	2 3
						87 A	Kennesaw St.	1 3	118 N	California Baptist	1 3
									128 N	Virginia Tech	0 3
									131 N	CSU Bakersfield	2 3
									135 H	Wofford	3 2
									158 A	Air Force	2 3
									169 A	Charlotte	0 3
									192 A	Winthrop	3 2
									192 H	Winthrop	3 2
									220 N	Elon	1 3
									231 A	UNC Asheville	2 3
									235 H	Campbell	3 1
									252 A	Charleston So.	2 3
									252 H	Charleston So.	2 3
									279 H	Georgia St.	1 3
									283 H	USC Upstate	2 3
									298 N	Jacksonville	3 0
									303 H	Hampton	3 1
									310 A	Gardner-Webb	3 2
									310 H	Gardner-Webb	3 1
									336 A	South Carolina St.	3 0
LAST 10 GAMES						192 H	Winthrop	3 2	231 A	UNC Asheville	2 3
						310 H	Gardner-Webb	3 1	283 H	USC Upstate	2 3
						105 A	Radford	2 3	105 H	Radford	2 3
						252 H	Charleston So.	2 3	336 A	South Carolina St.	3 0
						66 A	High Point	1 3	66 H	High Point	0 3

Non-Div. I Games:

Presbyterian

Average RPI Win:		253	WON-LOST RECORD		WINNING PCT. RANK		LAST 10 GAMES		STRENGTH OF SCHEDULE		OPP. STRENGTH OF SCHEDULE		TEAM RPI		ADJ RPI		CONF. RPI		ADJ CONF. RPI	
DIV. I ONLY			9- 17		.34615 246		5-5		219		224		256		.44409 256		21		21	
DIV. I NON-CONF.			3- 9		.25 271		0		208		198		281		.42181 280		20		20	
TOTALS		RPI 1-25		RPI 26-50		W-L RECORDS		RPI 51-100		RPI 101-150		RPI 150+								
9- 17		0- 0		0- 4		OVERALL		0- 1		0- 5		9- 7								
4- 2		0- 0		0- 1		HOME		0- 0		0- 1		4- 0								
2- 10		0- 0		0- 2		AWAY		0- 1		0- 3		2- 4								
3- 5		0- 0		0- 1		NEUTRAL		0- 0		0- 1		3- 3								
3- 9		0- 0		0- 2		NON-CONFERENCE		0- 1		0- 2		3- 4								
0- 0		0- 0		0- 0		HOME		0- 0		0- 0		0- 0								
0- 4		0- 0		0- 1		AWAY		0- 1		0- 1		0- 1								
3- 5		0- 0		0- 1		NEUTRAL		0- 0		0- 1		3- 3								
6- 8		0- 0		0- 2		CONFERENCE		0- 0		0- 3		6- 3								
4- 2		0- 0		0- 1		HOME		0- 0		0- 1		4- 0								
2- 6		0- 0		0- 1		AWAY		0- 0		0- 2		2- 3								
0- 0		0- 0		0- 0		NEUTRAL		0- 0		0- 0		0- 0								
RPI	S	Opponent	Score	RPI	S	Opponent	Score	RPI	S	Opponent	Score	RPI	S	Opponent	Score					
				46	A	Denver	0 3	91	A	Wyomi ng	0 3	110	N	Ball St.	1 3					
				46	H	Denver	1 3					115	A	Missouri St.	0 3					
				47	A	Tul sa	1 3					134	A	South Dakota	0 3					
				50	N	Col orado	1 3					134	H	South Dakota	1 3					
												150	A	Omaha	0 3					
												154	N	Northern Ky.	2 3					
												187	N	Northwestern St.	3 1					
												190	N	Abilene Christian	2 3					
												196	A	Purdue Fort Wayne	3 1					
												196	H	Purdue Fort Wayne	3 2					
												217	A	North Dakota	2 3					
												217	H	North Dakota	3 1					
												258	N	North Florida	3 1					
												261	A	North Dakota St.	2 3					
												265	A	SIUE	2 3					
												276	A	South Dakota St.	2 3					
												276	H	South Dakota St.	3 1					
												306	N	Loui si ana Tech	2 3					
												311	A	Western Ill.	3 1					
												311	H	Western Ill.	3 0					
												326	N	Grambl ing	3 0					
				LAST 10 GAMES																
				91	A	Wyomi ng	0 3	261	A	North Dakota St.	2 3									
				276	A	South Dakota St.	2 3	134	A	South Dakota	0 3									
				46	A	Denver	0 3	217	H	North Dakota	3 1									
				311	H	Western Ill.	3 0	150	A	Omaha	0 3									
				196	H	Purdue Fort Wayne	3 2	276	H	South Dakota St.	3 1									

Non-Div. I Games:

Oral Roberts

Average RPI Win: 267		WON-LOST	WINNING	LAST 10	STRENGTH OF		OPP. STRENGTH	TEAM	ADJ	CONF.	ADJ CONF.
Average RPI Loss: 154		RECORD	PCT. RANK	GAMES	SCHEDULE		OF SCHEDULE	RPI	RPI	RPI	RPI
DIV. I ONLY		10- 15	.4	227	4-6		256	246	257	.44397	257
DIV. I NON-CONF.		5- 6	.45455	203	0		129	220	180	.49178	179
TOTALS		RPI 1-25	RPI 26-50		W-L RECORDS		RPI 51-100		RPI 101-150		RPI 150+
10- 15	0- 0	0- 0		OVERALL		0- 3		1- 6		9- 6	
3- 5	0- 0	0- 0		HOME		0- 0		0- 3		3- 2	
3- 7	0- 0	0- 0		AWAY		0- 2		0- 3		3- 2	
4- 3	0- 0	0- 0		NEUTRAL		0- 1		1- 0		3- 2	
5- 6	0- 0	0- 0		NON-CONFERENCE		0- 3		1- 1		4- 2	
0- 0	0- 0	0- 0		HOME		0- 0		0- 0		0- 0	
1- 3	0- 0	0- 0		AWAY		0- 2		0- 1		1- 0	
4- 3	0- 0	0- 0		NEUTRAL		0- 1		1- 0		3- 2	
5- 9	0- 0	0- 0		CONFERENCE		0- 0		0- 5		5- 4	
3- 5	0- 0	0- 0		HOME		0- 0		0- 3		3- 2	
2- 4	0- 0	0- 0		AWAY		0- 0		0- 2		2- 2	
0- 0	0- 0	0- 0		NEUTRAL		0- 0		0- 0		0- 0	
RPI S	Opponent	Score	RPI S	Opponent	Score	RPI S	Opponent	Score	RPI S	Opponent	Score
						59 A	Portland	1 3	127 A	Northern Ari z.	0 3
						76 A	TCU	0 3	127 H	Northern Ari z.	0 3
						91 N	Wyomi ng	0 3	132 A	Cleveland St.	0 3
									136 H	Idaho	1 3
									143 N	SMU	3 2
									149 A	Northern Colo.	0 3
									149 H	Northern Colo.	0 3
									167 N	LIU Brookl yn	2 3
									175 A	Sacramento St.	0 3
									175 H	Sacramento St.	1 3
									177 N	Loui si ana	2 3
									222 A	Seattle U	3 1
									234 N	Can i si us	3 2
									282 A	Southern Utah	3 1
									282 H	Southern Utah	2 3
									288 A	Montana	2 3
									288 H	Montana	3 0
									293 A	Portland St.	3 0
									293 H	Portland St.	3 2
									300 N	Tennessee Tech	3 1
									304 H	Eastern Wash.	3 2
									309 N	Bi nghamton	3 0
LAST 10 GAMES											
						136 H	Idaho	1 3	293 A	Portland St.	3 0
						127 H	Northern Ari z.	0 3	175 A	Sacramento St.	0 3
						282 H	Southern Utah	2 3	304 H	Eastern Wash.	3 2
						149 H	Northern Colo.	0 3	282 A	Southern Utah	3 1
						288 H	Montana	3 0	127 A	Northern Ari z.	0 3

Non-Div. I Games:

Montana St.

Average RPI Win: 273		WON-LOST RECORD		WINNING PCT. RANK		LAST 10 GAMES		STRENGTH OF SCHEDULE		OPP. STRENGTH OF SCHEDULE		TEAM RPI		ADJ RPI		CONF. RPI		ADJ CONF. RPI	
DIV. I ONLY		9- 21		.3 273		3-7		184		214		261		.44223 258		23		23	
DIV. I NON-CONF.		5- 11		.3125 252		0		177		197		246		.4473 246		22		23	
TOTALS		RPI 1-25		RPI 26-50		W-L RECORDS		RPI 51-100		RPI 101-150		RPI 150+							
9- 21		0- 0		0- 2		OVERALL		0- 7		0- 3		9- 9							
4- 8		0- 0		0- 0		HOME		0- 3		0- 2		4- 3							
4- 8		0- 0		0- 1		AWAY		0- 4		0- 1		4- 2							
1- 5		0- 0		0- 1		NEUTRAL		0- 0		0- 0		1- 4							
5- 11		0- 0		0- 2		NON-CONFERENCE		0- 3		0- 1		5- 5							
3- 3		0- 0		0- 0		HOME		0- 1		0- 1		3- 1							
1- 3		0- 0		0- 1		AWAY		0- 2		0- 0		1- 0							
1- 5		0- 0		0- 1		NEUTRAL		0- 0		0- 0		1- 4							
4- 10		0- 0		0- 0		CONFERENCE		0- 4		0- 2		4- 4							
1- 5		0- 0		0- 0		HOME		0- 2		0- 1		1- 2							
3- 5		0- 0		0- 0		AWAY		0- 2		0- 1		3- 2							
0- 0		0- 0		0- 0		NEUTRAL		0- 0		0- 0		0- 0							
RPI	S	Opponent		Score	RPI	S	Opponent		Score	RPI	S	Opponent		Score	RPI	S	Opponent		Score
28	A	Tennessee		1 3	83	A	FGCU		0 3	116	A	Lipscomb		1 3	116	H	Lipscomb		1 3
50	N	Colorado		0 3	83	H	FGCU		0 3	116	H	Lipscomb		1 3	144	H	New Mexico		2 3
					86	A	Fla. Atlantic		0 3	144	H	New Mexico		2 3	152	N	San Jose St.		3 2
					87	A	Kennesaw St.		1 3	152	N	San Jose St.		3 2	188	A	Stetson		0 3
					87	H	Kennesaw St.		0 3	188	H	Stetson		0 3	188	H	Stetson		0 3
					91	A	Wyoming		0 3	189	H	Furman		1 3	189	H	Furman		1 3
					99	H	South Fla.		0 3	192	N	Winthrop		2 3	192	N	Winthrop		2 3
										195	A	Liberty		1 3	195	A	Liberty		1 3
										195	H	Liberty		0 3	195	H	Liberty		0 3
										203	N	Indiana St.		1 3	203	N	Indiana St.		1 3
										217	H	North Dakota		3 2	217	H	North Dakota		3 2
										256	N	Oral Roberts		1 3	256	N	Oral Roberts		1 3
										276	N	South Dakota St.		1 3	276	N	South Dakota St.		1 3
										281	H	Bethune-Cookman		3 0	281	H	Bethune-Cookman		3 0
										283	H	USC Upstate		3 1	283	H	USC Upstate		3 1
										295	A	Ga. Southern		3 1	295	A	Ga. Southern		3 1
										298	A	Jacksonville		3 0	298	A	Jacksonville		3 0
										298	H	Jacksonville		3 0	298	H	Jacksonville		3 0
										308	A	North Ala.		3 2	308	A	North Ala.		3 2
										328	A	NJIT		3 0	328	A	NJIT		3 0
LAST 10 GAMES					LAST 10 GAMES					LAST 10 GAMES					LAST 10 GAMES				
188 A Stetson 0 3					83 A FGCU 0 3					188 A Stetson 0 3					83 A FGCU 0 3				
116 H Lipscomb 1 3					308 A North Ala. 3 2					116 H Lipscomb 1 3					308 A North Ala. 3 2				
87 H Kennesaw St. 0 3					328 A NJIT 3 0					87 H Kennesaw St. 0 3					328 A NJIT 3 0				
298 A Jacksonville 3 0					188 H Stetson 0 3					298 A Jacksonville 3 0					188 H Stetson 0 3				
195 A Liberty 1 3					87 A Kennesaw St. 1 3					195 A Liberty 1 3					87 A Kennesaw St. 1 3				

Non-Div. I Games:

North Florida

Average RPI Win: 254		WON-LOST	WINNING	LAST 10	STRENGTH OF		OPP. STRENGTH	TEAM	ADJ	CONF.	ADJ CONF.
Average RPI Loss: 157		RECORD	PCT. RANK	GAMES	SCHEDULE		OF SCHEDULE	RPI	RPI	RPI	RPI
DIV. I ONLY		8- 16	.33333	253	2-8		226	210	262	.44194	259
DIV. I NON-CONF.		6- 6	.5	170	0		217	218	194	.48155	195
TOTALS		RPI 1-25	RPI 26-50		W-L RECORDS		RPI 51-100		RPI 101-150		RPI 150+
8- 16	0- 0	0- 1		OVERALL		0- 4		0- 1		8- 10	
4- 4	0- 0	0- 0		HOME		0- 2		0- 0		4- 2	
1- 9	0- 0	0- 1		AWAY		0- 0		0- 0		1- 8	
3- 3	0- 0	0- 0		NEUTRAL		0- 2		0- 1		3- 0	
6- 6	0- 0	0- 0		NON-CONFERENCE		0- 3		0- 1		6- 2	
2- 1	0- 0	0- 0		HOME		0- 1		0- 0		2- 0	
1- 2	0- 0	0- 0		AWAY		0- 0		0- 0		1- 2	
3- 3	0- 0	0- 0		NEUTRAL		0- 2		0- 1		3- 0	
2- 10	0- 0	0- 1		CONFERENCE		0- 1		0- 0		2- 8	
2- 3	0- 0	0- 0		HOME		0- 1		0- 0		2- 2	
0- 7	0- 0	0- 1		AWAY		0- 0		0- 0		0- 6	
0- 0	0- 0	0- 0		NEUTRAL		0- 0		0- 0		0- 0	
RPI S Opponent	Score	RPI S Opponent	Score	RPI S Opponent	Score	RPI S Opponent	Score	RPI S Opponent	Score	RPI S Opponent	Score
		37 A Dayton	0 3	61 H Yale	0 3	124 N Drake	0 3	162 A La Salle	0 3	162 H La Salle	0 3
				63 N Loyola Marymount	0 3	174 A Temple	1 3	186 H Davidson	2 3	205 A George Mason	2 3
				75 H VCU	1 3	207 H New Hampshire	3 1	213 N Columbia	3 2	214 H Army West Point	3 0
				82 N Hofstra	0 3	223 A Saint Louis	0 3	225 A Duquesne	0 3	225 H Duquesne	3 0
						232 A Sacred Heart	2 3	236 A George Washington	0 3	262 A Fordham	2 3
						262 H Fordham	3 0	271 A Holy Cross	3 2	309 N Binghamton	3 0
						225 H Duquesne	3 0	328 N NJIT	3 1		
LAST 10 GAMES				262 H Fordham	3 0	37 A Dayton	0 3	223 A Saint Louis	0 3		
				162 A La Salle	0 3	205 A George Mason	2 3	236 A George Washington	0 3		
				225 A Duquesne	0 3	225 H Duquesne	3 0				
				186 H Davidson	2 3						
				75 H VCU	1 3						

Non-Div. I Games:

Rhode Island

Average RPI Win:		202	WON-LOST		WINNING		LAST 10		STRENGTH OF		OPP. STRENGTH		TEAM	ADJ		CONF.	ADJ CONF.
Average RPI Loss:		155	RECORD		PCT. RANK		GAMES		SCHEDULE		OF SCHEDULE		RPI	RPI		RPI	RPI
DIV. I ONLY			8- 21		.27586 281		1-9		179		188		265	.43953 260		10	11
DIV. I NON-CONF.			6- 11		.35294 245		0-1		256		237		272	.42974 270		12	12
TOTALS		RPI 1-25		RPI 26-50		W-L RECORDS		RPI 51-100		RPI 101-150		RPI 150+					
8- 21		0- 0		0- 0		OVERALL		1- 4		1- 7		6- 10					
2- 7		0- 0		0- 0		HOME		1- 2		0- 3		1- 2					
3- 10		0- 0		0- 0		AWAY		0- 2		1- 4		2- 4					
3- 4		0- 0		0- 0		NEUTRAL		0- 0		0- 0		3- 4					
6- 11		0- 0		0- 0		NON-CONFERENCE		0- 1		0- 3		6- 7					
1- 2		0- 0		0- 0		HOME		0- 0		0- 1		1- 1					
2- 5		0- 0		0- 0		AWAY		0- 1		0- 2		2- 2					
3- 4		0- 0		0- 0		NEUTRAL		0- 0		0- 0		3- 4					
2- 10		0- 0		0- 0		CONFERENCE		1- 3		1- 4		0- 3					
1- 5		0- 0		0- 0		HOME		1- 2		0- 2		0- 1					
1- 5		0- 0		0- 0		AWAY		0- 1		1- 2		0- 2					
0- 0		0- 0		0- 0		NEUTRAL		0- 0		0- 0		0- 0					
RPI	S	Opponent		Score	RPI	S	Opponent		Score	RPI	S	Opponent		Score			
								81 H New Mexico St.	0 3				109 A Utah Valley	3 2			
								85 H UTRGV	0 3				114 H Ole Miss	0 3			
								89 A UMKC	0 3				118 A Cal i forn i a Bapt i st	0 3			
								89 H UMKC	3 2				118 H Cal i forn i a Bapt i st	1 3			
								90 A Cal i forn i a	0 3				124 A Drake	0 3			
													131 A CSU Bakersfi el d	1 3			
													131 H CSU Bakersfi el d	1 3			
													146 A FIU	1 3			
													153 H UIC	3 0			
													155 N Sam Houston St.	1 3			
													164 N Col gate	2 3			
													166 A Grand Canyon	0 3			
													166 H Grand Canyon	0 3			
													183 A Western Mich.	0 3			
													188 A Stetson	2 3			
													210 N Rutgers	3 0			
													219 N Del aware	3 0			
													222 A Seattle U	0 3			
													227 A Northern Ill.	3 1			
													241 N Brown	2 3			
													268 H Eastern Ill.	2 3			
													279 A Georgi a St.	3 0			
													281 N Bethune-Cookman	1 3			
													333 N Savannah St.	3 1			
LAST 10 GAMES																	
								131 H CSU Bakersfi el d	1 3				118 H Cal i forn i a Bapt i st	1 3			
								124 A Drake	0 3				166 A Grand Canyon	0 3			
								131 A CSU Bakersfi el d	1 3				89 H UMKC	3 2			
								118 A Cal i forn i a Bapt i st	0 3				81 H New Mexico St.	0 3			
								166 H Grand Canyon	0 3				85 H UTRGV	0 3			

Non-Div. I Games:

Chi cago St.

Average RPI Win:		263	WON-LOST RECORD		WINNING PCT. RANK		LAST 10 GAMES		STRENGTH OF SCHEDULE		OPP. STRENGTH OF SCHEDULE		TEAM RPI		ADJ RPI		CONF. RPI		ADJ CONF. RPI		
DIV. I ONLY			7- 18		.28 278		4-6		174		166		258		.43946 261		21		21		
DIV. I NON-CONF.			2- 9		.18182 290		0		107		75		249		.44382 250		20		20		
TOTALS		RPI 1-25		RPI 26-50		W-L RECORDS		RPI 51-100		RPI 101-150		RPI 150+									
7- 18		0- 2		0- 2		OVERALL		0- 3		0- 5		7- 6									
3- 6		0- 0		0- 1		HOME		0- 0		0- 2		3- 3									
3- 7		0- 1		0- 1		AWAY		0- 1		0- 3		3- 1									
1- 5		0- 1		0- 0		NEUTRAL		0- 2		0- 0		1- 2									
2- 9		0- 2		0- 0		NON-CONFERENCE		0- 3		0- 2		2- 2									
1- 0		0- 0		0- 0		HOME		0- 0		0- 0		1- 0									
0- 4		0- 1		0- 0		AWAY		0- 1		0- 2		0- 0									
1- 5		0- 1		0- 0		NEUTRAL		0- 2		0- 0		1- 2									
5- 9		0- 0		0- 2		CONFERENCE		0- 0		0- 3		5- 4									
2- 6		0- 0		0- 1		HOME		0- 0		0- 2		2- 3									
3- 3		0- 0		0- 1		AWAY		0- 0		0- 1		3- 1									
0- 0		0- 0		0- 0		NEUTRAL		0- 0		0- 0		0- 0									
RPI	S	Opponent		Score		RPI	S	Opponent		Score		RPI	S	Opponent		Score					
4	A	Minnesota		0	3	46	A	Denver		0	3	57	N	Indiana		1	3				
15	N	UNI		0	3	46	H	Denver		1	3	76	A	TCU		0	3				
												100	N	Arkansas		1	3				
															110	A	Ball St.	0	3		
															119	A	Buffalo	1	3		
															134	H	South Dakota	2	3		
															150	A	Omaha	1	3		
															150	H	Omaha	2	3		
															196	A	Purdue Fort Wayne	3	1		
															196	H	Purdue Fort Wayne	1	3		
															208	N	Seton Hall	1	3		
															217	A	North Dakota	2	3		
															217	H	North Dakota	1	3		
															228	H	Western Caro.	3	1		
															256	H	Oral Roberts	3	2		
															276	A	South Dakota St.	3	1		
															276	H	South Dakota St.	3	0		
															295	N	Ga. Southern	0	3		
															301	N	Niagara	3	0		
															311	A	Western Ill.	3	1		
															311	H	Western Ill.	1	3		
LAST 10 GAMES																					
196 H Purdue Fort Wayne						1	3	46 A Denver						0	3						
311 H Western Ill.						1	3	217 H North Dakota						1	3						
276 A South Dakota St.						3	1	196 A Purdue Fort Wayne						3	1						
256 H Oral Roberts						3	2	311 A Western Ill.						3	1						
150 A Omaha						1	3	46 H Denver						1	3						

Non-Div. I Games:

North Dakota St.

Average RPI Win: 263		WON-LOST RECORD		WINNING PCT. RANK		LAST 10 GAMES		STRENGTH OF SCHEDULE		OPP. STRENGTH OF SCHEDULE		TEAM RPI		ADJ RPI		CONF. RPI		ADJ CONF. RPI	
DIV. I ONLY		9- 16		.36 240		1-9		245		262		266		.4387 262		19		19	
DIV. I NON-CONF.		7- 6		.53846 162		0		239		294		202		.47578 202		16		16	
TOTALS		RPI 1-25		RPI 26-50		W-L RECORDS		RPI 51-100		RPI 101-150		RPI 150+							
9- 16		0- 0		0- 1		OVERALL		0- 1		0- 2		9- 12							
5- 6		0- 0		0- 0		HOME		0- 1		0- 0		5- 5							
1- 10		0- 0		0- 1		AWAY		0- 0		0- 2		1- 7							
3- 0		0- 0		0- 0		NEUTRAL		0- 0		0- 0		3- 0							
7- 6		0- 0		0- 0		NON-CONFERENCE		0- 0		0- 2		7- 4							
4- 2		0- 0		0- 0		HOME		0- 0		0- 0		4- 2							
0- 4		0- 0		0- 0		AWAY		0- 0		0- 2		0- 2							
3- 0		0- 0		0- 0		NEUTRAL		0- 0		0- 0		3- 0							
2- 10		0- 0		0- 1		CONFERENCE		0- 1		0- 0		2- 8							
1- 4		0- 0		0- 0		HOME		0- 1		0- 0		1- 3							
1- 6		0- 0		0- 1		AWAY		0- 0		0- 0		1- 5							
0- 0		0- 0		0- 0		NEUTRAL		0- 0		0- 0		0- 0							
RPI	S	Opponent	Score	RPI	S	Opponent	Score	RPI	S	Opponent	Score	RPI	S	Opponent	Score				
				37	A	Dayton	0 3					106	A	St. John's (NY)	1 3				
												112	A	UNLV	1 3				
												162	A	La Salle	1 3				
												162	H	La Salle	1 3				
												169	H	Charlotte	1 3				
												172	A	Eastern Mich.	0 3				
												186	H	Davidson	1 3				
												197	H	Dartmouth	3 1				
												204	H	Bryant	3 2				
												205	A	George Mason	1 3				
												213	A	Columbia	0 3				
												223	A	Saint Louis	2 3				
												225	A	Duquesne	0 3				
												225	H	Duquesne	2 3				
												236	A	George Washington	3 1				
												238	N	Central Conn. St.	3 1				
												244	H	Marist	2 3				
												259	A	Rhode Island	0 3				
												259	H	Rhode Island	3 2				
												291	N	Eastern Ky.	3 2				
												302	N	Cal St. Fullerton	3 0				
												315	H	St. Francis Brooklyn	3 1				
												327	H	Manhattan	3 0				
LAST 10 GAMES																			
259 A Rhode Island				0 3	223 A Saint Louis				2 3										
225 A Duquesne				0 3	37 A Dayton				0 3										
162 A La Salle				1 3	236 A George Washington				3 1										
75 H VCU				0 3	205 A George Mason				1 3										
186 H Davidson				1 3	162 H La Salle				1 3										

Non-Div. I Games:

Fordham

Average RPI Win: 297		WON-LOST	WINNING	LAST 10	STRENGTH OF		OPP. STRENGTH	TEAM	ADJ	CONF.	ADJ CONF.
Average RPI Loss: 185		RECORD	PCT. RANK	GAMES	SCHEDULE		OF SCHEDULE	RPI	RPI	RPI	RPI
DIV. I ONLY		11- 14	.44	212	263		307	260	.43858	263	30
DIV. I NON-CONF.		1- 8	.11111	309	82		225	276	.42484	277	30
TOTALS		RPI 1-25	RPI 26-50		W-L RECORDS		RPI 51-100		RPI 101-150		RPI 150+
11- 14	0- 0	0- 1		OVERALL		0- 3		0- 0		11- 10	
5- 6	0- 0	0- 0		HOME		0- 1		0- 0		5- 5	
5- 6	0- 0	0- 0		AWAY		0- 2		0- 0		5- 4	
1- 2	0- 0	0- 1		NEUTRAL		0- 0		0- 0		1- 1	
1- 8	0- 0	0- 1		NON-CONFERENCE		0- 3		0- 0		1- 4	
0- 4	0- 0	0- 0		HOME		0- 1		0- 0		0- 3	
0- 2	0- 0	0- 0		AWAY		0- 2		0- 0		0- 0	
1- 2	0- 0	0- 1		NEUTRAL		0- 0		0- 0		1- 1	
10- 6	0- 0	0- 0		CONFERENCE		0- 0		0- 0		10- 6	
5- 2	0- 0	0- 0		HOME		0- 0		0- 0		5- 2	
5- 4	0- 0	0- 0		AWAY		0- 0		0- 0		5- 4	
0- 0	0- 0	0- 0		NEUTRAL		0- 0		0- 0		0- 0	
RPI S Opponent	Score	RPI S Opponent	Score	RPI S Opponent	Score	RPI S Opponent	Score	RPI S Opponent	Score		
		30 N Missouri	0 3			53 A James Madi son	0 3	160 H Northeastern	1 3		
						61 A Yale	0 3	161 H Harvard	1 3		
						79 H Michigan St.	0 3	179 A Iona	1 3		
								179 H Iona	3 1		
								232 H Sacred Heart	1 3		
								234 A Cani si us	0 3		
								244 A Marist	3 0		
								244 H Marist	1 3		
								250 A Rider	3 2		
								250 H Rider	0 3		
								294 N Hartford	0 3		
								301 A Ni agara	0 3		
								305 A Qui nni pi ac	2 3		
								305 H Qui nni pi ac	3 2		
								323 A Saint Peter's	3 0		
								323 H Saint Peter's	3 1		
								325 A Si ena	3 0		
								325 H Si ena	3 1		
								327 A Manhattan	3 0		
								327 H Manhattan	3 0		
								334 N Delaware St.	3 0		
		LAST 10 GAMES									
		179 A Iona	1 3			323 H Saint Peter's	3 1				
		305 H Qui nni pi ac	3 2			250 H Rider	0 3				
		244 H Marist	1 3			327 A Manhattan	3 0				
		325 H Si ena	3 1			301 A Ni agara	0 3				
		305 A Qui nni pi ac	2 3			234 A Cani si us	0 3				

Non-Div. I Games:

Fairfield

Average RPI Win:		253	WON-LOST RECORD		WINNING PCT. RANK		LAST 10 GAMES		STRENGTH OF SCHEDULE		OPP. STRENGTH OF SCHEDULE		TEAM RPI		ADJ RPI		CONF. RPI		ADJ CONF. RPI	
DIV. I ONLY			9- 16		.36 240		2-8		250		248		268		.43845 264		18		18	
DIV. I NON-CONF.			5- 6		.45455 203		0		254		277		242		.45032 240		19		19	
TOTALS		RPI 1-25		RPI 26-50		W-L RECORDS		RPI 51-100		RPI 101-150		RPI 150+								
9- 16		0- 0		0- 1		OVERALL		0- 1		0- 4		9- 10								
4- 4		0- 0		0- 0		HOME		0- 0		0- 0		4- 4								
1- 9		0- 0		0- 1		AWAY		0- 1		0- 3		1- 4								
4- 3		0- 0		0- 0		NEUTRAL		0- 0		0- 1		4- 2								
5- 6		0- 0		0- 1		NON-CONFERENCE		0- 0		0- 2		5- 3								
2- 1		0- 0		0- 0		HOME		0- 0		0- 0		2- 1								
0- 2		0- 0		0- 1		AWAY		0- 0		0- 1		0- 0								
3- 3		0- 0		0- 0		NEUTRAL		0- 0		0- 1		3- 2								
4- 10		0- 0		0- 0		CONFERENCE		0- 1		0- 2		4- 7								
2- 3		0- 0		0- 0		HOME		0- 0		0- 0		2- 3								
1- 7		0- 0		0- 0		AWAY		0- 1		0- 2		1- 4								
1- 0		0- 0		0- 0		NEUTRAL		0- 0		0- 0		1- 0								
RPI	S	Opponent	Score		RPI	S	Opponent	Score		RPI	S	Opponent	Score							
					49	A	Notre Dame	0	3	78	A	Mi ami (OH)	1	3	101	A	Bowl ing Green	1	3	
															110	A	Ball St.	0	3	
															117	A	Bradley	0	3	
															133	N	Weber St.	1	3	
															154	N	Northern Ky.	2	3	
															172	A	Eastern Mich.	0	3	
															172	H	Eastern Mich.	0	3	
															183	A	Western Mich.	3	2	
															183	H	Western Mich.	3	2	
															191	H	Ohio	3	2	
															193	H	Morehead St.	1	3	
															225	H	Duquesne	3	1	
															227	A	Northern Ill.	0	3	
															227	H	Northern Ill.	1	3	
															236	N	George Washington	2	3	
															240	H	Kent St.	1	3	
															243	A	Akron	2	3	
															248	A	Central Mich.	0	3	
															248	N	Central Mich.	3	0	
															296	N	Youngstown St.	3	2	
															311	N	Western Ill.	3	0	
															312	N	Bucknell	3	2	
															327	H	Manhattan	3	0	
LAST 10 GAMES					LAST 10 GAMES					LAST 10 GAMES										
					312	N	Bucknell	3	2	183	H	Western Mich.	3	2						
					154	N	Northern Ky.	2	3	78	A	Mi ami (OH)	1	3						
					248	A	Central Mich.	0	3	101	A	Bowl ing Green	1	3						
					172	A	Eastern Mich.	0	3	191	H	Ohio	3	2						
					227	H	Northern Ill.	1	3	240	H	Kent St.	1	3						

Non-Div. I Games:

Tol edo

SIUE

Average RPI Win:		246	WON-LOST RECORD		WINNING PCT. RANK		LAST 10 GAMES		STRENGTH OF SCHEDULE		OPP. STRENGTH OF SCHEDULE		TEAM RPI		ADJ RPI		CONF. RPI		ADJ CONF. RPI	
DIV. I ONLY			9- 17		.34615 246		5-5		229		266		264		.43795 265		27		27	
DIV. I NON-CONF.			1- 11		.08333 311		0		199		222		309		.38034 308		26		26	
TOTALS		RPI 1-25		RPI 26-50		W-L RECORDS		RPI 51-100		RPI 101-150		RPI 150+								
9- 17		0- 0		0- 0		OVERALL		0- 3		0- 3		9- 11								
7- 2		0- 0		0- 0		HOME		0- 0		0- 0		7- 2								
2- 9		0- 0		0- 0		AWAY		0- 3		0- 1		2- 5								
0- 6		0- 0		0- 0		NEUTRAL		0- 0		0- 2		0- 4								
1- 11		0- 0		0- 0		NON-CONFERENCE		0- 2		0- 2		1- 7								
1- 2		0- 0		0- 0		HOME		0- 0		0- 0		1- 2								
0- 3		0- 0		0- 0		AWAY		0- 2		0- 0		0- 1								
0- 6		0- 0		0- 0		NEUTRAL		0- 0		0- 2		0- 4								
8- 6		0- 0		0- 0		CONFERENCE		0- 1		0- 1		8- 4								
6- 0		0- 0		0- 0		HOME		0- 0		0- 0		6- 0								
2- 6		0- 0		0- 0		AWAY		0- 1		0- 1		2- 4								
0- 0		0- 0		0- 0		NEUTRAL		0- 0		0- 0		0- 0								
RPI	S	Opponent	Score	RPI	S	Opponent	Score	RPI	S	Opponent	Score	RPI	S	Opponent	Score					
								64	A	Austin Peay	1 3	111	N	Arkansas St.	0 3					
								76	A	TCU	0 3	121	A	Murray St.	0 3					
								89	A	UMKC	0 3	127	N	Northern Ariz.	1 3					
												154	H	Northern Ky.	0 3					
												156	N	Green Bay	1 3					
												173	N	UAB	1 3					
												183	N	Western Mich.	1 3					
												193	H	Morehead St.	3 1					
												198	A	Southeast Mo. St.	1 3					
												198	H	Southeast Mo. St.	3 1					
												215	A	UT Martin	3 1					
												215	H	UT Martin	3 1					
												245	A	Jacksonville St.	0 3					
												256	H	Oral Roberts	3 2					
												268	A	Eastern Ill.	0 3					
												268	H	Eastern Ill.	3 2					
												277	N	Provi dence	0 3					
												278	A	IUPUI	0 3					
												284	A	Bel mont	3 0					
												290	H	Tennessee St.	3 1					
												291	H	Eastern Ky.	3 1					
												300	A	Tennessee Tech	0 3					
												306	H	Loui si ana Tech	1 3					
LAST 10 GAMES																				
								215	A	UT Martin	3 1	193	H	Morehead St.	3 1					
								198	A	Southeast Mo. St.	1 3	245	A	Jacksonville St.	0 3					
								290	H	Tennessee St.	3 1	300	A	Tennessee Tech	0 3					
								268	H	Eastern Ill.	3 2	64	A	Austin Peay	1 3					
								291	H	Eastern Ky.	3 1	121	A	Murray St.	0 3					

Non-Div. I Games:

SIUE

Average RPI Win:		321	WON-LOST		WINNING		LAST 10		STRENGTH OF		OPP. STRENGTH		TEAM	ADJ		CONF.	ADJ CONF.
Average RPI Loss:		154	RECORD		PCT. RANK		GAMES		SCHEDULE		OF SCHEDULE		RPI	RPI		RPI	RPI
DIV. I ONLY			18- 17		.51429 162		8-2		301		311		263	.43721 266		32	32
DIV. I NON-CONF.			3- 15		.16667 295		0-2		142		211		284	.41556 285		32	32
TOTALS		RPI 1-25		RPI 26-50		W-L RECORDS		RPI 51-100		RPI 101-150		RPI 150+					
18- 17		0- 1		0- 0		OVERALL		0- 5		0- 3		18- 8					
3- 4		0- 0		0- 0		HOME		0- 0		0- 0		3- 4					
4- 5		0- 1		0- 0		AWAY		0- 2		0- 1		4- 1					
11- 8		0- 0		0- 0		NEUTRAL		0- 3		0- 2		11- 3					
3- 15		0- 1		0- 0		NON-CONFERENCE		0- 5		0- 3		3- 6					
0- 3		0- 0		0- 0		HOME		0- 0		0- 0		0- 3					
0- 5		0- 1		0- 0		AWAY		0- 2		0- 1		0- 1					
3- 7		0- 0		0- 0		NEUTRAL		0- 3		0- 2		3- 2					
15- 2		0- 0		0- 0		CONFERENCE		0- 0		0- 0		15- 2					
3- 1		0- 0		0- 0		HOME		0- 0		0- 0		3- 1					
4- 0		0- 0		0- 0		AWAY		0- 0		0- 0		4- 0					
8- 1		0- 0		0- 0		NEUTRAL		0- 0		0- 0		8- 1					
RPI	S	Opponent		Score		RPI	S	Opponent		Score		RPI	S	Opponent		Score	
11	A	UCF		0 3													

Non-Div. I Games:

Al abama St.

Average RPI Win: 276		WON-LOST	WINNING	LAST 10	STRENGTH OF		OPP. STRENGTH	TEAM	ADJ	CONF.	ADJ CONF.
Average RPI Loss: 149		RECORD	PCT. RANK	GAMES	SCHEDULE		OF SCHEDULE	RPI	RPI	RPI	RPI
DIV. I ONLY		8- 16	.33333	253	239		226	269	.43699	267	25
DIV. I NON-CONF.		2- 8	.2	288	85		201	244	.44897	242	24
TOTALS		RPI 1-25	RPI 26-50		W-L RECORDS		RPI 51-100		RPI 101-150		RPI 150+
8- 16		0- 1	0- 1		OVERALL		0- 4		0- 2		8- 8
5- 4		0- 0	0- 1		HOME		0- 0		0- 2		5- 1
2- 8		0- 1	0- 0		AWAY		0- 2		0- 0		2- 5
1- 4		0- 0	0- 0		NEUTRAL		0- 2		0- 0		1- 2
2- 8		0- 1	0- 0		NON-CONFERENCE		0- 4		0- 1		2- 2
2- 1		0- 0	0- 0		HOME		0- 0		0- 1		2- 0
0- 3		0- 1	0- 0		AWAY		0- 2		0- 0		0- 0
0- 4		0- 0	0- 0		NEUTRAL		0- 2		0- 0		0- 2
6- 8		0- 0	0- 1		CONFERENCE		0- 0		0- 1		6- 6
3- 3		0- 0	0- 1		HOME		0- 0		0- 1		3- 1
2- 5		0- 0	0- 0		AWAY		0- 0		0- 0		2- 5
1- 0		0- 0	0- 0		NEUTRAL		0- 0		0- 0		1- 0
RPI S	Opponent	Score	RPI S	Opponent	Score	RPI S	Opponent	Score	RPI S	Opponent	Score
25 A	Texas St.	0 3	44 H	SFA	0 3	53 N	James Madi son	0 3	108 H	Central Ark.	0 3
						70 A	Tul ane	0 3	139 H	UT Arlington	0 3
						72 N	UTSA	0 3	155 H	Sam Houston St.	3 0
						85 A	UTRGV	1 3	177 N	Louisiana	0 3
									185 A	Houston Baptist	2 3
									187 A	Northwestern St.	1 3
									190 H	Abilene Christian	2 3
									229 A	A&M-Corpus Christi	1 3
									242 A	McNeese	3 1
									242 H	McNeese	3 2
									249 N	UTEP	1 3
									270 A	New Orleans	2 3
									299 A	Lamar University	1 3
									299 H	Lamar University	3 0
									304 H	Eastern Wash.	3 1
									316 N	Nicholls St.	3 2
									318 A	Southeastern La.	3 1
									331 H	Alcorn	3 0
			LAST 10 GAMES								
			242 H	McNeese	3 2	108 H	Central Ark.	0 3			
			299 H	Lamar University	3 0	44 H	SFA	0 3			
			270 A	New Orleans	2 3	185 A	Houston Baptist	2 3			
			316 N	Nicholls St.	3 2	229 A	A&M-Corpus Christi	1 3			
			242 A	McNeese	3 1	190 H	Abilene Christian	2 3			

Non-Div. I Games:

Incarnate Word

Average RPI Win: 242		WON-LOST	WINNING	LAST 10	STRENGTH OF		OPP. STRENGTH	TEAM	ADJ	CONF.	ADJ CONF.
Average RPI Loss: 173		RECORD	PCT. RANK	GAMES	SCHEDULE		OF SCHEDULE	RPI	RPI	RPI	RPI
DIV. I ONLY		10- 19	.34483	250	242		228	267	.43595	268	27
DIV. I NON-CONF.		5- 10	.33333	247	209		171	248	.44594	247	26
TOTALS		RPI 1-25	RPI 26-50		W-L RECORDS		RPI 51-100		RPI 101-150		RPI 150+
10- 19	0- 0	0- 1		OVERALL		0- 5		1- 3		9- 10	
5- 5	0- 0	0- 0		HOME		0- 2		0- 0		5- 3	
3- 10	0- 0	0- 0		AWAY		0- 2		0- 3		3- 5	
2- 4	0- 0	0- 1		NEUTRAL		0- 1		1- 0		1- 2	
5- 10	0- 0	0- 1		NON-CONFERENCE		0- 4		1- 2		4- 3	
2- 2	0- 0	0- 0		HOME		0- 2		0- 0		2- 0	
1- 4	0- 0	0- 0		AWAY		0- 1		0- 2		1- 1	
2- 4	0- 0	0- 1		NEUTRAL		0- 1		1- 0		1- 2	
5- 9	0- 0	0- 0		CONFERENCE		0- 1		0- 1		5- 7	
3- 3	0- 0	0- 0		HOME		0- 0		0- 0		3- 3	
2- 6	0- 0	0- 0		AWAY		0- 1		0- 1		2- 4	
0- 0	0- 0	0- 0		NEUTRAL		0- 0		0- 0		0- 0	
RPI S Opponent	Score		RPI S Opponent	Score		RPI S Opponent	Score		RPI S Opponent	Score	
			34 N Illinois St.	0	3	64 A Austin Peay	0	3	117 A Bradley	0	3
						68 H Valparaiso	1	3	121 A Murray St.	0	3
						73 A Iowa	0	3	124 A Drake	0	3
						95 N Auburn	0	3	150 N Omaha	3	0
						98 H Fresno St.	1	3	179 H Iona	3	1
									193 H Morehead St.	3	0
									198 A Southeast Mo. St.	1	3
									198 H Southeast Mo. St.	2	3
									200 A Butler	0	3
									215 A UT Martin	3	2
									215 H UT Martin	1	3
									245 A Jacksonville St.	3	0
									260 A Chicago St.	3	2
									265 A SIUE	2	3
									265 H SIUE	3	0
									269 N Milwaukee	0	3
									276 N South Dakota St.	2	3
									284 H Belmont	1	3
									290 A Tennessee St.	0	3
									291 H Eastern Ky.	3	0
									297 H Saint Francis (PA)	3	0
									300 A Tennessee Tech	2	3
									324 N UMass Lowell	3	0
LAST 10 GAMES											
			198 A Southeast Mo. St.	1	3		291 H Eastern Ky.	3	0		
			215 A UT Martin	3	2		300 A Tennessee Tech	2	3		
			284 H Belmont	1	3		245 A Jacksonville St.	3	0		
			265 A SIUE	2	3		121 A Murray St.	0	3		
			193 H Morehead St.	3	0		64 A Austin Peay	0	3		

Non-Div. I Games:

Eastern Ill.

Average RPI Win: 239		WON-LOST	WINNING	LAST 10	STRENGTH OF		OPP. STRENGTH	TEAM	ADJ	CONF.	ADJ CONF.
Average RPI Loss: 174		RECORD	PCT. RANK	GAMES	SCHEDULE		OF SCHEDULE	RPI	RPI	RPI	RPI
DIV. I ONLY		8- 19	.2963	274	6-4		213	231	272	.43377	269
DIV. I NON-CONF.		1- 12	.07692	317	0		202	203	307	.3818	305
TOTALS		RPI 1-25	RPI 26-50		W-L RECORDS		RPI 51-100		RPI 101-150		RPI 150+
8- 19	0- 0	0- 0		OVERALL		0- 1		0- 6		8- 12	
4- 7	0- 0	0- 0		HOME		0- 1		0- 2		4- 4	
3- 7	0- 0	0- 0		AWAY		0- 0		0- 2		3- 5	
1- 5	0- 0	0- 0		NEUTRAL		0- 0		0- 2		1- 3	
1- 12	0- 0	0- 0		NON-CONFERENCE		0- 1		0- 4		1- 7	
0- 3	0- 0	0- 0		HOME		0- 1		0- 1		0- 1	
0- 4	0- 0	0- 0		AWAY		0- 0		0- 1		0- 3	
1- 5	0- 0	0- 0		NEUTRAL		0- 0		0- 2		1- 3	
7- 7	0- 0	0- 0		CONFERENCE		0- 0		0- 2		7- 5	
4- 4	0- 0	0- 0		HOME		0- 0		0- 1		4- 3	
3- 3	0- 0	0- 0		AWAY		0- 0		0- 1		3- 2	
0- 0	0- 0	0- 0		NEUTRAL		0- 0		0- 0		0- 0	
RPI S	Opponent	Score	RPI S	Opponent	Score	RPI S	Opponent	Score	RPI S	Opponent	Score
						56 H	Northwestern	1 3	117 A	Bradley	0 3
									125 N	Boi se St.	2 3
									132 A	Clevel and St.	1 3
									132 H	Clevel and St.	1 3
									134 H	South Dakota	0 3
									150 N	Omaha	1 3
									153 H	UIC	0 3
									154 A	Northern Ky.	0 3
									154 H	Northern Ky.	3 2
									156 H	Green Bay	1 3
									168 A	Idaho St.	0 3
									183 A	Western Mi ch.	0 3
									194 A	Oakland	0 3
									194 H	Oakl and	3 2
									207 H	New Hampshi re	1 3
									212 A	Wright St.	3 1
									212 H	Wright St.	3 1
									227 A	Northern Ill.	0 3
									234 N	Canis ius	1 3
									253 N	Utah St.	2 3
									254 N	UC Ri verside	2 3
									268 N	Eastern Ill.	3 0
									278 A	IUPUI	3 0
									278 H	IUPUI	2 3
									296 A	Youngstown St.	3 1
									296 H	Youngstown St.	3 0
LAST 10 GAMES											
						132 A	Clevel and St.	1 3	154 H	Northern Ky.	3 2
						278 H	IUPUI	2 3	194 H	Oakland	3 2
						296 A	Youngstown St.	3 1	296 H	Youngstown St.	3 0
						194 A	Oakl and	0 3	132 H	Clevel and St.	1 3
						212 H	Wright St.	3 1	278 A	IUPUI	3 0

Non-Div. I Games:

Mi I waukee

Average RPI Win: 271		WON-LOST	WINNING	LAST 10	STRENGTH OF		OPP. STRENGTH	TEAM	ADJ	CONF.	ADJ CONF.
Average RPI Loss: 186		RECORD	PCT. RANK	GAMES	SCHEDULE		OF SCHEDULE	RPI	RPI	RPI	RPI
DIV. I ONLY		12- 17	.41379	226	253		292	259	.43359	270	25
DIV. I NON-CONF.		6- 9	.4	227	205		320	247	.43922	256	24
TOTALS		RPI 1-25	RPI 26-50		W-L RECORDS		RPI 51-100		RPI 101-150		RPI 150+
12- 17	0- 0	0- 1		OVERALL		0- 2		1- 3		11- 11	
8- 5	0- 0	0- 0		HOME		0- 0		1- 2		7- 3	
3- 9	0- 0	0- 1		AWAY		0- 2		0- 1		3- 5	
1- 3	0- 0	0- 0		NEUTRAL		0- 0		0- 0		1- 3	
6- 9	0- 0	0- 0		NON-CONFERENCE		0- 2		1- 2		5- 5	
4- 3	0- 0	0- 0		HOME		0- 0		1- 2		3- 1	
1- 3	0- 0	0- 0		AWAY		0- 2		0- 0		1- 1	
1- 3	0- 0	0- 0		NEUTRAL		0- 0		0- 0		1- 3	
6- 8	0- 0	0- 1		CONFERENCE		0- 0		0- 1		6- 6	
4- 2	0- 0	0- 0		HOME		0- 0		0- 0		4- 2	
2- 6	0- 0	0- 1		AWAY		0- 0		0- 1		2- 4	
0- 0	0- 0	0- 0		NEUTRAL		0- 0		0- 0		0- 0	
RPI S Opponent	Score	RPI S Opponent	Score	RPI S Opponent	Score	RPI S Opponent	Score	RPI S Opponent	Score	RPI S Opponent	Score
		44 A SFA	1 3			70 A Tulane	0 3	108 A Central Ark.	0 3		
						99 A South Fla.	0 3	121 H Murray St.	0 3		
								148 H Houston	2 3		
								150 H Omaha	3 1		
								155 A Sam Houston St.	0 3		
								155 H Sam Houston St.	1 3		
								169 N Charlotte	2 3		
								185 A Houston Baptist	3 1		
								187 H Northwestern St.	3 2		
								190 H Abilene Christian	1 3		
								217 N North Dakota	1 3		
								229 A A&M-Corpus Christi	0 3		
								242 A McNeese	2 3		
								267 H Incarnate Word	3 2		
								281 H Bethune-Cookman	3 0		
								283 N USC Upstate	3 2		
								289 H Morgan St.	0 3		
								299 A Lamar University	2 3		
								300 A Tennessee Tech	3 2		
								303 N Hampton	2 3		
								316 A Nicholls St.	3 0		
								316 H Nicholls St.	3 2		
								318 H Southeastern La.	3 0		
								319 A Southern U.	2 3		
								321 H Jackson St.	3 0		
								329 H Prairie View	3 0		
LAST 10 GAMES				LAST 10 GAMES				LAST 10 GAMES			
		229 A A&M-Corpus Christi	0 3			44 A SFA	1 3				
		316 A Nicholls St.	3 0			155 H Sam Houston St.	1 3				
		155 A Sam Houston St.	0 3			190 H Abilene Christian	1 3				
		267 H Incarnate Word	3 2			319 A Southern U.	2 3				
		108 A Central Ark.	0 3			299 A Lamar University	2 3				

Non-Div. I Games:

New Orleans

Average RPI Win:		233	WON-LOST RECORD		WINNING PCT. RANK		LAST 10 GAMES		STRENGTH OF SCHEDULE		OPP. STRENGTH OF SCHEDULE		TEAM RPI		ADJ RPI		CONF. RPI		ADJ CONF. RPI	
DIV. I ONLY			7- 20		.25926 289		4-6		170		247		273		.43348 271		24		24	
DIV. I NON-CONF.			1- 12		.07692 317		0		160		193		299		.39267 297		25		25	
TOTALS		RPI 1-25		RPI 26-50		W-L RECORDS		RPI 51-100		RPI 101-150		RPI 150+								
7- 20		0- 0		0- 0		OVERALL		0- 2		1- 7		6- 11								
3- 6		0- 0		0- 0		HOME		0- 0		1- 1		2- 5								
3- 8		0- 0		0- 0		AWAY		0- 1		0- 3		3- 4								
1- 6		0- 0		0- 0		NEUTRAL		0- 1		0- 3		1- 2								
1- 12		0- 0		0- 0		NON-CONFERENCE		0- 1		0- 6		1- 5								
0- 3		0- 0		0- 0		HOME		0- 0		0- 1		0- 2								
0- 3		0- 0		0- 0		AWAY		0- 0		0- 2		0- 1								
1- 6		0- 0		0- 0		NEUTRAL		0- 1		0- 3		1- 2								
6- 8		0- 0		0- 0		CONFERENCE		0- 1		1- 1		5- 6								
3- 3		0- 0		0- 0		HOME		0- 0		1- 0		2- 3								
3- 5		0- 0		0- 0		AWAY		0- 1		0- 1		3- 3								
0- 0		0- 0		0- 0		NEUTRAL		0- 0		0- 0		0- 0								
RPI	S	Opponent		Score		RPI	S	Opponent		Score		RPI	S	Opponent		Score				
								97	A	Navy	0	3	103	A	Ameri can	0	3			
								99	N	South Fla.	0	3	103	H	Ameri can	3	1			
													106	N	St. John's (NY)	0	3			
													109	N	Utah Valley	0	3			
													124	H	Drake	1	3			
													126	A	UC Davis	0	3			
													127	N	Northern Ari z.	1	3			
													147	A	UConn	0	3			
													164	A	Col gate	0	3			
													164	H	Col gate	3	1			
													167	A	LIU Brookl yn	1	3			
													184	A	Lehi gh	3	2			
													184	H	Lehi gh	2	3			
													209	A	Loyol a Maryl and	1	3			
													209	H	Loyol a Maryl and	0	3			
													210	N	Rutgers	1	3			
													213	H	Col umbi a	0	3			
													214	A	Army West Point	2	3			
													214	H	Army West Point	1	3			
													233	N	Nevada	0	3			
													236	N	George Washi ngton	3	0			
													259	H	Rhode Isl and	2	3			
													312	A	Bucknel l	3	1			
													312	H	Bucknel l	3	0			
													320	A	Lafayette	3	1			
LAST 10 GAMES																				
103 H Ameri can						3	1	214 H Army West Point						1	3					
209 H Loyol a Maryl and						0	3	97 A Navy						0	3					
312 A Bucknel l						3	1	320 A Lafayette						3	1					
184 A Lehi gh						3	2	209 A Loyol a Maryl and						1	3					
164 A Col gate						0	3	103 A Ameri can						0	3					

Non-Div. I Games:

Hol y Cross

Average RPI Win: 307		WON-LOST RECORD		WINNING PCT. RANK		LAST 10 GAMES		STRENGTH OF SCHEDULE		OPP. STRENGTH OF SCHEDULE		TEAM RPI		ADJ RPI		CONF. RPI		ADJ CONF. RPI	
DIV. I ONLY		8- 14		.36364 239		8-2		238		305		271		.43346 272		31		31	
DIV. I NON-CONF.		1- 13		.07143 323		1-1		101		219		292		.40721 293		31		31	
TOTALS		RPI 1-25		RPI 26-50		W-L RECORDS		RPI 51-100		RPI 101-150		RPI 150+							
8- 14		0- 0		0- 1		OVERALL		0- 2		0- 2		8- 9							
5- 3		0- 0		0- 1		HOME		0- 1		0- 0		5- 1							
3- 4		0- 0		0- 0		AWAY		0- 0		0- 1		3- 3							
0- 7		0- 0		0- 0		NEUTRAL		0- 1		0- 1		0- 5							
1- 13		0- 0		0- 1		NON-CONFERENCE		0- 2		0- 2		1- 8							
0- 3		0- 0		0- 1		HOME		0- 1		0- 0		0- 1							
1- 3		0- 0		0- 0		AWAY		0- 0		0- 1		1- 2							
0- 7		0- 0		0- 0		NEUTRAL		0- 1		0- 1		0- 5							
7- 1		0- 0		0- 0		CONFERENCE		0- 0		0- 0		7- 1							
5- 0		0- 0		0- 0		HOME		0- 0		0- 0		5- 0							
2- 1		0- 0		0- 0		AWAY		0- 0		0- 0		2- 1							
0- 0		0- 0		0- 0		NEUTRAL		0- 0		0- 0		0- 0							
RPI	S	Opponent	Score	RPI	S	Opponent	Score	RPI	S	Opponent	Score	RPI	S	Opponent	Score				
				32	H	Florida St.	0 3	75	H	VCU	1 3	108	N	Central Ark.	2 3				
								87	N	Kennesaw St.	0 3	146	A	FIU	1 3				
												159	H	Southern Miss.	0 3				
												163	N	Memphis	1 3				
												173	N	UAB	0 3				
												188	N	Stetson	0 3				
												202	A	Mercer	0 3				
												215	A	UT Martin	2 3				
												245	N	Jacksonville St.	1 3				
												246	A	Troy	3 1				
												281	A	Bethune-Cookman	1 3				
												281	H	Bethune-Cookman	3 1				
												290	N	Tennessee St.	1 3				
												307	A	N. C. A&T	3 1				
												307	H	N. C. A&T	3 0				
												322	A	N. C. Central	3 1				
												322	H	N. C. Central	3 1				
												333	H	Savannah St.	3 0				
												336	H	South Carolina St.	3 0				
LAST 10 GAMES																			
				333	H	Savannah St.	3 0	281	H	Bethune-Cookman	3 1								
				336	H	South Carolina St.	3 0	322	H	N. C. Central	3 1								
				32	H	Florida St.	0 3	307	H	N. C. A&T	3 0								
				215	A	UT Martin	2 3	281	A	Bethune-Cookman	1 3								
				146	A	FIU	1 3	322	A	N. C. Central	3 1								

Non-Div. I Games:

Florida A&M

Average RPI Win:	312	WON-LOST RECORD	WINNING PCT. RANK	LAST 10 GAMES	STRENGTH OF SCHEDULE	OPP. STRENGTH OF SCHEDULE	TEAM RPI	ADJ RPI	CONF. RPI	ADJ CONF. RPI	
Average RPI Loss:	214										
DIV. I ONLY	20- 13	.60606	110	9-1	325	329	270	.43074	273	32	32
DIV. I NON-CONF.	4- 12	.25	271	0	288	299	308	.37647	311	32	32
<hr/>											
TOTALS	RPI 1-25	RPI 26-50		W-L RECORDS	RPI 51-100		RPI 101-150		RPI 150+		
20- 13	0- 0	0- 0		OVERALL	0- 2		0- 1		20- 10		
3- 2	0- 0	0- 0		HOME	0- 0		0- 1		3- 1		
4- 6	0- 0	0- 0		AWAY	0- 2		0- 0		4- 4		
13- 5	0- 0	0- 0		NEUTRAL	0- 0		0- 0		13- 5		
<hr/>											
4- 12	0- 0	0- 0		NON-CONFERENCE	0- 2		0- 1		4- 9		
0- 1	0- 0	0- 0		HOME	0- 0		0- 1		0- 0		
1- 6	0- 0	0- 0		AWAY	0- 2		0- 0		1- 4		
3- 5	0- 0	0- 0		NEUTRAL	0- 0		0- 0		3- 5		
<hr/>											
16- 1	0- 0	0- 0		CONFERENCE	0- 0		0- 0		16- 1		
3- 1	0- 0	0- 0		HOME	0- 0		0- 0		3- 1		
3- 0	0- 0	0- 0		AWAY	0- 0		0- 0		3- 0		
10- 0	0- 0	0- 0		NEUTRAL	0- 0		0- 0		10- 0		
<hr/>											
RPI	S	Opponent	Score	RPI	S	Opponent	Score	RPI	S	Opponent	Score
				64 A Austin Peay 0 3				121 H Murray St. 0 3			
				78 A Miami (OH) 0 3				157 A Georgetown 1 3			
								163 A Memphis 3 2			
								202 A Mercer 0 3			
								215 N UT Martin 0 3			
								236 A George Washington 0 3			
								237 A Southern Ill. 0 3			
								266 A Alabama St. 3 1			
								266 H Alabama St. 2 3			
								289 N Morgan St. 1 3			
								298 N Jacksonville 0 3			
								307 N N. C. A&T 1 3			
								310 N Gardner-Webb 2 3			
								313 N Ark. -Pine Bluff 3 0			
								313 N Ark. -Pine Bluff 3 0			
								314 N Texas Southern 3 0			
								314 N Texas Southern 3 0			
								317 N Coppin St. 3 0			
								319 N Southern U. 3 0			
								319 N Southern U. 3 0			
								321 A Jackson St. 3 1			
								321 H Jackson St. 3 1			
								322 N N. C. Central 3 0			
								326 N Grambling 3 0			
								326 N Grambling 3 0			
								329 N Prairie View 3 0			
								329 N Prairie View 3 1			
								331 A Alcorn 3 0			
								331 H Alcorn 3 0			
								335 H Mississippi Val. 3 0			
								336 N South Carolina St. 3 0			
LAST 10 GAMES											
321 H Jackson St. 3 1				163 A Memphis 3 2				331 A Alcorn 3 0			
329 N Prairie View 3 0				336 N South Carolina St. 3 0				331 H Alcorn 3 0			
319 N Southern U. 3 0				321 A Jackson St. 3 1				335 H Mississippi Val. 3 0			
314 N Texas Southern 3 0				266 H Alabama St. 2 3				336 N South Carolina St. 3 0			
289 N Morgan St. 1 3				335 H Mississippi Val. 3 0							

Non-Div. I Games:

Alabama A&M

Average RPI Win: 278		WON-LOST	WINNING	LAST 10	STRENGTH OF		OPP. STRENGTH	TEAM	ADJ	CONF.	ADJ CONF.
Average RPI Loss: 165		RECORD	PCT. RANK	GAMES	SCHEDULE		OF SCHEDULE	RPI	RPI	RPI	RPI
DIV. I ONLY		10- 16	.38462	234	269		283	274	.43031	274	17
DIV. I NON-CONF.		6- 6	.5	170	285		333	262	.43336	264	18
TOTALS		RPI 1-25	RPI 26-50		W-L RECORDS		RPI 51-100		RPI 101-150		RPI 150+
10- 16	0- 0	0- 1		OVERALL		0- 2		0- 3		10- 10	
4- 5	0- 0	0- 1		HOME		0- 0		0- 1		4- 3	
3- 9	0- 0	0- 0		AWAY		0- 2		0- 1		3- 6	
3- 2	0- 0	0- 0		NEUTRAL		0- 0		0- 1		3- 1	
6- 6	0- 0	0- 0		NON-CONFERENCE		0- 2		0- 1		6- 3	
1- 0	0- 0	0- 0		HOME		0- 0		0- 0		1- 0	
2- 4	0- 0	0- 0		AWAY		0- 2		0- 0		2- 2	
3- 2	0- 0	0- 0		NEUTRAL		0- 0		0- 1		3- 1	
4- 10	0- 0	0- 1		CONFERENCE		0- 0		0- 2		4- 7	
3- 5	0- 0	0- 1		HOME		0- 0		0- 1		3- 3	
1- 5	0- 0	0- 0		AWAY		0- 0		0- 1		1- 4	
0- 0	0- 0	0- 0		NEUTRAL		0- 0		0- 0		0- 0	
RPI	S	Opponent	Score	RPI	S	Opponent	Score	RPI	S	Opponent	Score
				35	H	ETSU	0 3	69	A	Col. of Charleston	1 3
								86	A	Fla. Atlantic	0 3
								104	N	Appalachian St.	0 3
								135	A	Wofford	1 3
								135	H	Wofford	0 3
								151	A	Samford	0 3
								151	H	Samford	0 3
								189	A	Furman	0 3
								189	H	Furman	3 2
								202	H	Mercer	0 3
								211	A	UNC Greensboro	0 3
								211	H	UNC Greensboro	3 1
								228	A	Western Caro.	0 3
								228	H	Western Caro.	3 2
								229	A	Chattanooga	3 0
								229	H	Chattanooga	2 3
								231	A	UNC Asheville	0 3
								231	N	UNC Asheville	1 3
								252	A	Charleston So.	2 3
								281	N	Bethune-Cookman	3 2
								317	N	Coppin St.	3 0
								323	N	Saint Peter's	3 1
								333	A	Savannah St.	3 1
								333	H	Savannah St.	3 0
								336	A	South Carolina St.	3 0
				LAST 10 GAMES							
				229	H	Chattanooga	2 3	211	A	UNC Greensboro	0 3
				151	H	Samford	0 3	228	A	Western Caro.	0 3
				333	H	Savannah St.	3 0	35	H	ETSU	0 3
				135	H	Wofford	0 3	202	H	Mercer	0 3
				189	H	Furman	3 2	151	A	Samford	0 3

Non-Div. I Games:

The Citadel

Average RPI Win: 281		WON-LOST RECORD		WINNING PCT. RANK		LAST 10 GAMES		STRENGTH OF SCHEDULE		OPP. STRENGTH OF SCHEDULE		TEAM RPI		ADJ RPI		CONF. RPI		ADJ CONF. RPI	
DIV. I ONLY		5- 18		.21739 305		0-10		148		244		276		.42858 275		13		13	
DIV. I NON-CONF.		4- 5		.44444 210		0		262		319		258		.43922 256		14		14	
TOTALS		RPI 1-25		RPI 26-50		W-L RECORDS		RPI 51-100		RPI 101-150		RPI 150+							
5- 18		0- 0		0- 0		OVERALL		0- 5		0- 5		5- 8							
3- 6		0- 0		0- 0		HOME		0- 2		0- 1		3- 3							
0- 10		0- 0		0- 0		AWAY		0- 3		0- 3		0- 4							
2- 2		0- 0		0- 0		NEUTRAL		0- 0		0- 1		2- 1							
4- 5		0- 0		0- 0		NON-CONFERENCE		0- 0		0- 2		4- 3							
2- 1		0- 0		0- 0		HOME		0- 0		0- 0		2- 1							
0- 2		0- 0		0- 0		AWAY		0- 0		0- 1		0- 1							
2- 2		0- 0		0- 0		NEUTRAL		0- 0		0- 1		2- 1							
1- 13		0- 0		0- 0		CONFERENCE		0- 5		0- 3		1- 5							
1- 5		0- 0		0- 0		HOME		0- 2		0- 1		1- 2							
0- 8		0- 0		0- 0		AWAY		0- 3		0- 2		0- 3							
0- 0		0- 0		0- 0		NEUTRAL		0- 0		0- 0		0- 0							
RPI	S	Opponent	Score	RPI	S	Opponent	Score	RPI	S	Opponent	Score	RPI	S	Opponent	Score				
								53	A	James Madi son	2 3	108	N	Central Ark.	2 3				
								53	H	James Madi son	0 3	122	A	UNCW	0 3				
								69	A	Col. of Charleston	0 3	128	A	Virginia Tech	0 3				
								82	A	Hofstra	0 3	145	A	Towson	0 3				
								82	H	Hofstra	0 3	145	H	Towson	0 3				
												160	A	Northeastern	1 3				
												160	H	Northeastern	0 3				
												172	H	Eastern Mi ch.	0 3				
												186	A	Davi dson	0 3				
												219	A	Del aware	0 3				
												219	H	Del aware	3 2				
												220	A	El on	1 3				
												220	H	El on	1 3				
												235	N	Campbel l	3 1				
												244	N	Mari st	2 3				
												286	N	Robert Morris	3 1				
												330	H	Norfol k St.	3 0				
												333	H	Savannah St.	3 0				
LAST 10 GAMES																			
				122	A	UNCW	0 3	220	A	El on	1 3								
				145	A	Towson	0 3	219	A	Del aware	0 3								
				53	A	James Madi son	2 3	220	H	El on	1 3								
				160	H	Northeastern	0 3	53	H	James Madi son	0 3								
				82	H	Hofstra	0 3	145	H	Towson	0 3								

Non-Div. I Games:

William & Mary

Average RPI Win: 272		WON-LOST	WINNING	LAST 10	STRENGTH OF		OPP. STRENGTH	TEAM	ADJ	CONF.	ADJ CONF.
Average RPI Loss: 149		RECORD	PCT. RANK	GAMES	SCHEDULE		OF SCHEDULE	RPI	RPI	RPI	RPI
DIV. I ONLY		6- 21	.22222	301	3-7		165	215	277	.42793	276
DIV. I NON-CONF.		3- 10	.23077	281	0		131	200	260	.43753	261
TOTALS		RPI 1-25	RPI 26-50		W-L RECORDS		RPI 51-100		RPI 101-150		RPI 150+
6- 21	0- 0	0- 2		OVERALL		0- 4		0- 6		6- 9	
3- 8	0- 0	0- 1		HOME		0- 0		0- 3		3- 4	
0- 9	0- 0	0- 1		AWAY		0- 2		0- 3		0- 3	
3- 4	0- 0	0- 0		NEUTRAL		0- 2		0- 0		3- 2	
3- 10	0- 0	0- 0		NON-CONFERENCE		0- 4		0- 2		3- 4	
0- 3	0- 0	0- 0		HOME		0- 0		0- 1		0- 2	
0- 3	0- 0	0- 0		AWAY		0- 2		0- 1		0- 0	
3- 4	0- 0	0- 0		NEUTRAL		0- 2		0- 0		3- 2	
3- 11	0- 0	0- 2		CONFERENCE		0- 0		0- 4		3- 5	
3- 5	0- 0	0- 1		HOME		0- 0		0- 2		3- 2	
0- 6	0- 0	0- 1		AWAY		0- 0		0- 2		0- 3	
0- 0	0- 0	0- 0		NEUTRAL		0- 0		0- 0		0- 0	
RPI S	Opponent	Score	RPI S	Opponent	Score	RPI S	Opponent	Score	RPI S	Opponent	Score
			46 A	Denver	0 3	64 N	Austin Peay	1 3	124 A	Drake	0 3
			46 H	Denver	0 3	73 N	Iowa	0 3	133 H	Weber St.	1 3
						86 A	Fla. Atlantic	0 3	134 A	South Dakota	0 3
						89 A	UMKC	0 3	134 H	South Dakota	0 3
									150 A	Omaha	0 3
									150 H	Omaha	1 3
									152 N	San Jose St.	0 3
									156 H	Green Bay	0 3
									183 N	Western Mich.	1 3
									196 H	Purdue Fort Wayne	0 3
									217 A	North Dakota	0 3
									217 H	North Dakota	3 2
									222 H	Seattle U	0 3
									256 A	Oral Roberts	1 3
									256 H	Oral Roberts	3 2
									258 N	North Florida	3 1
									261 A	North Dakota St.	0 3
									261 H	North Dakota St.	1 3
									268 N	Eastern Ill.	3 2
									311 H	Western Ill.	3 2
									324 N	UMass Lowell	3 1
LAST 10 GAMES											
			256 H	Oral Roberts	3 2	134 A	South Dakota	0 3			
			150 A	Omaha	0 3	196 H	Purdue Fort Wayne	0 3			
			217 H	North Dakota	3 2	311 H	Western Ill.	3 2			
			261 H	North Dakota St.	1 3	256 A	Oral Roberts	1 3			
			46 H	Denver	0 3	134 H	South Dakota	0 3			

Non-Div. I Games:

South Dakota St.

Average RPI Win: 268		WON-LOST RECORD		WINNING PCT. RANK		LAST 10 GAMES		STRENGTH OF SCHEDULE		OPP. STRENGTH OF SCHEDULE		TEAM RPI		ADJ RPI		CONF. RPI		ADJ CONF. RPI	
DIV. I ONLY		8- 17		.32 264		1-9		260		194		278		.42741 277		11		10	
DIV. I NON-CONF.		6- 5		.54545 159		0		222		313		197		.47997 197		8		8	
TOTALS		RPI 1-25		RPI 26-50		W-L RECORDS		RPI 51-100		RPI 101-150		RPI 150+							
8- 17		0- 2		0- 0		OVERALL		0- 1		0- 4		8- 10							
4- 6		0- 1		0- 0		HOME		0- 0		0- 1		4- 4							
1- 9		0- 1		0- 0		AWAY		0- 1		0- 2		1- 5							
3- 2		0- 0		0- 0		NEUTRAL		0- 0		0- 1		3- 1							
6- 5		0- 0		0- 0		NON-CONFERENCE		0- 1		0- 1		6- 3							
3- 1		0- 0		0- 0		HOME		0- 0		0- 0		3- 1							
0- 2		0- 0		0- 0		AWAY		0- 1		0- 0		0- 1							
3- 2		0- 0		0- 0		NEUTRAL		0- 0		0- 1		3- 1							
2- 12		0- 2		0- 0		CONFERENCE		0- 0		0- 3		2- 7							
1- 5		0- 1		0- 0		HOME		0- 0		0- 1		1- 3							
1- 7		0- 1		0- 0		AWAY		0- 0		0- 2		1- 4							
0- 0		0- 0		0- 0		NEUTRAL		0- 0		0- 0		0- 0							
RPI	S	Opponent	Score		RPI	S	Opponent	Score		RPI	S	Opponent	Score						
18	A	Marquette	0	3						89	A	UMKC	0	3					
18	H	Marquette	0	3						106	A	St. John's (NY)	1	3					
										106	H	St. John's (NY)	1	3					
										111	N	Arkansas St.	0	3					
										123	A	Villanova	1	3					
										157	A	Georgetown	1	3					
										176	A	Xavier	0	3					
										176	H	Xavier	1	3					
										182	A	Boston College	0	3					
										198	N	Southeast Mo. St.	3	2					
										200	A	Butler	0	3					
										200	H	Butler	0	3					
										204	H	Bryant	2	3					
										208	A	Seton Hall	1	3					
										208	H	Seton Hall	2	3					
										232	N	Sacred Heart	0	3					
										241	H	Brown	3	1					
										246	A	DePaul	3	0					
										246	H	DePaul	3	2					
										265	N	SIUE	3	0					
										294	N	Hartford	3	0					
										324	H	UMass Lowell	3	1					
										332	H	Fairleigh Dickinson	3	0					
					LAST 10 GAMES														
					208	H	Seton Hall	2	3	176	H	Xavier	1	3					
					106	A	St. John's (NY)	1	3	200	H	Butler	0	3					
					208	A	Seton Hall	1	3	157	A	Georgetown	1	3					
					18	A	Marquette	0	3	123	A	Villanova	1	3					
					246	A	DePaul	3	0	106	H	St. John's (NY)	1	3					

Non-Div. I Games:

Provi dence

Average RPI Win: 238		WON-LOST RECORD		WINNING PCT. RANK		LAST 10 GAMES		STRENGTH OF SCHEDULE		OPP. STRENGTH OF SCHEDULE		TEAM RPI		ADJ RPI		CONF. RPI		ADJ CONF. RPI	
DIV. I ONLY		7- 21		.25 292		2-8		192		227		279		.42687 278		20		20	
DIV. I NON-CONF.		3- 11		.21429 286		0		219		191		289		.41254 288		23		22	
TOTALS		RPI 1-25		RPI 26-50		W-L RECORDS		RPI 51-100		RPI 101-150		RPI 150+							
7- 21		0- 0		0- 1		OVERALL		0- 0		1- 5		6- 15							
3- 8		0- 0		0- 0		HOME		0- 0		1- 1		2- 7							
3- 8		0- 0		0- 0		AWAY		0- 0		0- 3		3- 5							
1- 5		0- 0		0- 1		NEUTRAL		0- 0		0- 1		1- 3							
3- 11		0- 0		0- 1		NON-CONFERENCE		0- 0		0- 4		3- 6							
2- 3		0- 0		0- 0		HOME		0- 0		0- 1		2- 2							
0- 3		0- 0		0- 0		AWAY		0- 0		0- 2		0- 1							
1- 5		0- 0		0- 1		NEUTRAL		0- 0		0- 1		1- 3							
4- 10		0- 0		0- 0		CONFERENCE		0- 0		1- 1		3- 9							
1- 5		0- 0		0- 0		HOME		0- 0		1- 0		0- 5							
3- 5		0- 0		0- 0		AWAY		0- 0		0- 1		3- 4							
0- 0		0- 0		0- 0		NEUTRAL		0- 0		0- 0		0- 0							
RPI	S	Opponent	Score	RPI	S	Opponent	Score	RPI	S	Opponent	Score	RPI	S	Opponent	Score				
				36	N	Louisville	0 3					101	A	Bowling Green	0 3				
												110	A	Ball St.	0 3				
												127	H	Northern Ariz.	0 3				
												128	N	Virginia Tech	1 3				
												132	A	Cleveland St.	0 3				
												132	H	Cleveland St.	3 2				
												151	N	Samford	2 3				
												153	A	UIC	0 3				
												153	H	UIC	1 3				
												154	A	Northern Ky.	0 3				
												154	H	Northern Ky.	1 3				
												156	A	Green Bay	0 3				
												156	H	Green Bay	0 3				
												183	H	Western Mich.	1 3				
												191	A	Ohio	1 3				
												194	A	Oakland	3 1				
												196	H	Purdue Fort Wayne	3 0				
												212	A	Wright St.	0 3				
												212	H	Wright St.	1 3				
												215	N	UT Martin	1 3				
												216	H	Marshall	1 3				
												237	N	Southern Ill.	1 3				
												265	H	SIUE	3 0				
												269	A	Milwaukee	3 2				
												269	H	Milwaukee	0 3				
												296	A	Youngstown St.	3 0				
												316	N	Nicholls St.	3 1				
				LAST 10 GAMES															
												156	A	Green Bay	0 3				
												154	H	Northern Ky.	1 3				
												212	H	Wright St.	1 3				
												132	A	Cleveland St.	0 3				
												269	H	Milwaukee	0 3				

Non-Div. I Games:

IUPUI

Average RPI Win: 222		WON-LOST RECORD		WINNING PCT. RANK		LAST 10 GAMES		STRENGTH OF SCHEDULE		OPP. STRENGTH OF SCHEDULE		TEAM RPI		ADJ RPI		CONF. RPI		ADJ CONF. RPI	
DIV. I ONLY		6- 18		.25 292		1-9		216		178		280		.42548 279		16		16	
DIV. I NON-CONF.		3- 7		.3 256		0		293		224		296		.40074 295		15		15	
TOTALS		RPI 1-25		RPI 26-50		W-L RECORDS		RPI 51-100		RPI 101-150		RPI 150+							
6- 18		0- 1		0- 0		OVERALL		0- 0		2- 8		4- 9							
2- 9		0- 1		0- 0		HOME		0- 0		2- 4		0- 4							
3- 6		0- 0		0- 0		AWAY		0- 0		0- 3		3- 3							
1- 3		0- 0		0- 0		NEUTRAL		0- 0		0- 1		1- 2							
3- 7		0- 0		0- 0		NON-CONFERENCE		0- 0		0- 3		3- 4							
0- 3		0- 0		0- 0		HOME		0- 0		0- 1		0- 2							
2- 1		0- 0		0- 0		AWAY		0- 0		0- 1		2- 0							
1- 3		0- 0		0- 0		NEUTRAL		0- 0		0- 1		1- 2							
3- 11		0- 1		0- 0		CONFERENCE		0- 0		2- 5		1- 5							
2- 6		0- 1		0- 0		HOME		0- 0		2- 3		0- 2							
1- 5		0- 0		0- 0		AWAY		0- 0		0- 2		1- 3							
0- 0		0- 0		0- 0		NEUTRAL		0- 0		0- 0		0- 0							
RPI	S	Opponent		Score	RPI	S	Opponent		Score	RPI	S	Opponent		Score					
25	H	Texas St.		0 3								104	A	Appal achi an St.	0 3				
												104	H	Appal achi an St.	2 3				
												111	H	Arkansas St.	1 3				
												113	A	Coastal Caro.	0 3				
												113	H	Coastal Caro.	0 3				
												114	H	Ole Miss	0 3				
												118	N	Cal i forni a Baptist	1 3				
												120	H	Little Rock	3 2				
												130	A	Loyola Chi cago	0 3				
												139	H	UT Arlington	3 1				
												155	H	Sam Houston St.	0 3				
												177	A	Loui si ana	1 3				
												180	A	South Al abama	0 3				
												180	H	South Al abama	1 3				
												189	N	Furman	0 3				
												216	N	Marshal l	0 3				
												239	A	Mi ssi ssi ppi St.	3 1				
												246	A	Troy	3 2				
												246	H	Troy	1 3				
												251	A	La. -Monroe	1 3				
												255	A	Presbyteri an	3 1				
												260	H	Chi cago St.	0 3				
												335	N	Mi ssi ssi ppi Val .	3 0				
LAST 10 GAMES					LAST 10 GAMES														

Non-Div. I Games:

Georgia St.

Average RPI Win:		235	WON-LOST RECORD		WINNING PCT. RANK		LAST 10 GAMES		STRENGTH OF SCHEDULE		OPP. STRENGTH OF SCHEDULE		TEAM RPI		ADJ RPI		CONF. RPI		ADJ CONF. RPI	
DIV. I ONLY			5- 18		.21739	305	2-8		164		245		281		.42399	280	15		15	
DIV. I NON-CONF.			3- 8		.27273	266	0		265		287		295		.39983	296	17		17	
TOTALS		RPI 1-25		RPI 26-50		W-L RECORDS		RPI 51-100		RPI 101-150		RPI 150+								
5- 18		0- 0		0- 0		OVERALL		0- 4		1- 4		4- 10								
3- 6		0- 0		0- 0		HOME		0- 2		1- 1		2- 3								
1- 8		0- 0		0- 0		AWAY		0- 2		0- 2		1- 4								
1- 4		0- 0		0- 0		NEUTRAL		0- 0		0- 1		1- 3								
3- 8		0- 0		0- 0		NON-CONFERENCE		0- 0		0- 3		3- 5								
1- 3		0- 0		0- 0		HOME		0- 0		0- 1		1- 2								
1- 1		0- 0		0- 0		AWAY		0- 0		0- 1		1- 0								
1- 4		0- 0		0- 0		NEUTRAL		0- 0		0- 1		1- 3								
2- 10		0- 0		0- 0		CONFERENCE		0- 4		1- 1		1- 5								
2- 3		0- 0		0- 0		HOME		0- 2		1- 0		1- 1								
0- 7		0- 0		0- 0		AWAY		0- 2		0- 1		0- 4								
0- 0		0- 0		0- 0		NEUTRAL		0- 0		0- 0		0- 0								
RPI	S	Opponent	Score	RPI	S	Opponent	Score	RPI	S	Opponent	Score	RPI	S	Opponent	Score					
								60	A	Princeton	0	3	105	H	Radford	1	3			
								60	H	Princeton	0	3	122	N	UNCW	0	3			
								61	A	Yale	0	3	129	A	West Virginia	0	3			
								61	H	Yale	0	3	141	A	Cornell I	0	3			
												141	H	Cornell I	3	1				
												157	A	Georgetown	3	2				
												161	A	Harvard	0	3				
												184	H	Lehigh	1	3				
												193	N	Morehead St.	0	3				
												197	A	Dartmouth	0	3				
												205	N	George Mason	1	3				
												213	A	Columbia	1	3				
												213	H	Columbia	3	0				
												218	N	Wake Forest	1	3				
												241	A	Brown	1	3				
												241	H	Brown	2	3				
												297	H	Saint Francis (PA)	1	3				
												330	N	Norfolk St.	3	0				
												334	H	Delaware St.	3	1				
				LAST 10 GAMES																
				213	A	Columbia	1	3	141	H	Cornell I	3	1							
				141	A	Cornell I	0	3	213	H	Columbia	3	0							
				61	A	Yale	0	3	197	A	Dartmouth	0	3							
				241	A	Brown	1	3	161	A	Harvard	0	3							
				60	A	Princeton	0	3	241	H	Brown	2	3							

Non-Div. I Games:

Penn

Average RPI Win: 305		WON-LOST RECORD		WINNING PCT. RANK		LAST 10 GAMES		STRENGTH OF SCHEDULE		OPP. STRENGTH OF SCHEDULE		TEAM RPI		ADJ RPI		CONF. RPI		ADJ CONF. RPI	
DIV. I ONLY		13- 15		.46429 199		5-5		297		316		275		.42346 281		31		31	
DIV. I NON-CONF.		6- 11		.35294 245		0-3		235		300		271		.42849 272		31		31	
TOTALS		RPI 1-25		RPI 26-50		W-L RECORDS		RPI 51-100		RPI 101-150		RPI 150+							
13- 15		0- 0		0- 0		OVERALL		0- 3		0- 2		13- 10							
5- 3		0- 0		0- 0		HOME		0- 1		0- 1		5- 1							
1- 10		0- 0		0- 0		AWAY		0- 2		0- 0		1- 8							
7- 2		0- 0		0- 0		NEUTRAL		0- 0		0- 1		7- 1							
6- 11		0- 0		0- 0		NON-CONFERENCE		0- 3		0- 2		6- 6							
0- 3		0- 0		0- 0		HOME		0- 1		0- 1		0- 1							
0- 6		0- 0		0- 0		AWAY		0- 2		0- 0		0- 4							
6- 2		0- 0		0- 0		NEUTRAL		0- 0		0- 1		6- 1							
7- 4		0- 0		0- 0		CONFERENCE		0- 0		0- 0		7- 4							
5- 0		0- 0		0- 0		HOME		0- 0		0- 0		5- 0							
1- 4		0- 0		0- 0		AWAY		0- 0		0- 0		1- 4							
1- 0		0- 0		0- 0		NEUTRAL		0- 0		0- 0		1- 0							
RPI	S	Opponent	Score	RPI	S	Opponent	Score	RPI	S	Opponent	Score	RPI	S	Opponent	Score				
								83	H	FGCU	0 3	124	N	Drake	0 3				
								86	A	Fla. Atlantic	0 3	146	H	FIU	0 3				
								86	A	Fla. Atlantic	0 3	155	A	Sam Houston St.	0 3				
												178	A	Howard	2 3				
												188	A	Stetson	2 3				
												241	N	Brown	3 1				
												258	A	North Florida	0 3				
												260	N	Chicago St.	3 1				
												270	A	New Orleans	0 3				
												272	A	Florida A&M	1 3				
												272	H	Florida A&M	3 1				
												274	N	The Citadel	2 3				
												289	N	Morgan St.	3 2				
												298	H	Jacksonville	0 3				
												307	A	N. C. A&T	0 3				
												307	H	N. C. A&T	3 0				
												314	N	Texas Southern	3 1				
												317	A	Coppin St.	3 0				
												321	N	Jackson St.	3 2				
												322	A	N. C. Central	2 3				
												322	H	N. C. Central	3 1				
												323	N	Saint Peter's	3 1				
												329	N	Prairie View	3 0				
												333	H	Savannah St.	3 0				
												336	H	South Carolina St.	3 1				
				LAST 10 GAMES															
				323	N	Saint Peter's	3 1	178	A	Howard	2 3								
				272	A	Florida A&M	1 3	317	A	Coppin St.	3 0								
				298	H	Jacksonville	0 3	83	H	FGCU	0 3								
				307	H	N. C. A&T	3 0	333	H	Savannah St.	3 0								
				322	H	N. C. Central	3 1	336	H	South Carolina St.	3 1								

Non-Div. I Games:

Bethune-Cookman

Average RPI Win:		250	WON-LOST RECORD		WINNING PCT. RANK		LAST 10 GAMES		STRENGTH OF SCHEDULE		OPP. STRENGTH OF SCHEDULE		TEAM RPI		ADJ RPI		CONF. RPI		ADJ CONF. RPI	
DIV. I ONLY			5- 21		.19231 316		3-7		153		207		282		.42158 282		22		22	
DIV. I NON-CONF.			1- 11		.08333 311		0		46		155		253		.4415 252		21		21	
TOTALS		RPI 1-25		RPI 26-50		W-L RECORDS		RPI 51-100		RPI 101-150		RPI 150+								
5- 21		0- 0		0- 1		OVERALL		0- 5		0- 5		5- 10								
0- 7		0- 0		0- 0		HOME		0- 0		0- 2		0- 5								
4- 8		0- 0		0- 1		AWAY		0- 1		0- 3		4- 3								
1- 6		0- 0		0- 0		NEUTRAL		0- 4		0- 0		1- 2								
1- 11		0- 0		0- 1		NON-CONFERENCE		0- 5		0- 1		1- 4								
0- 0		0- 0		0- 0		HOME		0- 0		0- 0		0- 0								
0- 5		0- 0		0- 1		AWAY		0- 1		0- 1		0- 2								
1- 6		0- 0		0- 0		NEUTRAL		0- 4		0- 0		1- 2								
4- 10		0- 0		0- 0		CONFERENCE		0- 0		0- 4		4- 6								
0- 7		0- 0		0- 0		HOME		0- 0		0- 2		0- 5								
4- 3		0- 0		0- 0		AWAY		0- 0		0- 2		4- 1								
0- 0		0- 0		0- 0		NEUTRAL		0- 0		0- 0		0- 0								
RPI	S	Opponent	Score	RPI	S	Opponent	Score	RPI	S	Opponent	Score	RPI	S	Opponent	Score					
				42	A	Saint Mary's (CA)	2 3	57	N	Indiana	0 3	112	A	UNLV	0 3					
								63	N	Loyola Marymount	1 3	127	H	Northern Ariz.	1 3					
								80	A	UC Irvine	0 3	133	A	Weber St.	0 3					
								82	N	Hofstra	0 3	133	H	Weber St.	1 3					
								98	N	Fresno St.	1 3	149	A	Northern Colo.	1 3					
												166	A	Grand Canyon	2 3					
												167	N	LIU Brooklyn	0 3					
												168	A	Idaho St.	3 2					
												168	H	Idaho St.	0 3					
												175	A	Sacramento St.	1 3					
												175	H	Sacramento St.	0 3					
												181	A	San Francisco	2 3					
												182	N	Boston College	0 3					
												245	N	Jacksonville St.	3 0					
												257	A	Montana St.	3 2					
												257	H	Montana St.	1 3					
												288	A	Montana	3 0					
												288	H	Montana	2 3					
												293	A	Portland St.	3 1					
												293	H	Portland St.	0 3					
				LAST 10 GAMES																
				288	A	Montana	3 0	168	A	Idaho St.	3 2									
				257	A	Montana St.	3 2	149	A	Northern Colo.	1 3									
				175	H	Sacramento St.	0 3	127	H	Northern Ariz.	1 3									
				293	H	Portland St.	0 3	257	H	Montana St.	1 3									
				133	A	Weber St.	0 3	288	H	Montana	2 3									

Non-Div. I Games:

Southern Utah

Average RPI Win: 292		WON-LOST RECORD		WINNING PCT. RANK		LAST 10 GAMES		STRENGTH OF SCHEDULE		OPP. STRENGTH OF SCHEDULE		TEAM RPI		ADJ RPI		CONF. RPI		ADJ CONF. RPI	
DIV. I ONLY		12- 16		.42857 219		8-2		302		293		283		.42117 283		26		26	
DIV. I NON-CONF.		4- 10		.28571 260		0		319		321		317		.35584 315		27		27	
TOTALS		RPI 1-25		RPI 26-50		W-L RECORDS		RPI 51-100		RPI 101-150		RPI 150+							
12- 16		0- 0		0- 0		OVERALL		0- 2		0- 3		12- 11							
7- 3		0- 0		0- 0		HOME		0- 1		0- 1		7- 1							
3- 7		0- 0		0- 0		AWAY		0- 1		0- 0		3- 6							
2- 6		0- 0		0- 0		NEUTRAL		0- 0		0- 2		2- 4							
4- 10		0- 0		0- 0		NON-CONFERENCE		0- 0		0- 2		4- 8							
2- 0		0- 0		0- 0		HOME		0- 0		0- 0		2- 0							
0- 4		0- 0		0- 0		AWAY		0- 0		0- 0		0- 4							
2- 6		0- 0		0- 0		NEUTRAL		0- 0		0- 2		2- 4							
8- 6		0- 0		0- 0		CONFERENCE		0- 2		0- 1		8- 3							
5- 3		0- 0		0- 0		HOME		0- 1		0- 1		5- 1							
3- 3		0- 0		0- 0		AWAY		0- 1		0- 0		3- 2							
0- 0		0- 0		0- 0		NEUTRAL		0- 0		0- 0		0- 0							
RPI	S	Opponent	Score	RPI	S	Opponent	Score	RPI	S	Opponent	Score	RPI	S	Opponent	Score				
								66	A	High Point	0	3		105	H	Radford	1	3	
								66	H	High Point	1	3		128	N	Virginia Tech	0	3	
														144	N	New Mexico	1	3	
														169	A	Charlotte	1	3	
														189	N	Furman	1	3	
														192	A	Winthrop	1	3	
														192	H	Winthrop	1	3	
														206	N	East Carolina	0	3	
														220	N	Elon	2	3	
														231	H	UNC Asheville	3	1	
														235	A	Campbell	1	3	
														235	H	Campbell	3	2	
														252	H	Charleston So.	3	1	
														255	A	Presbyterian	3	2	
														258	A	North Florida	1	3	
														270	N	New Orleans	2	3	
														295	A	Ga. Southern	1	3	
														300	A	Tennessee Tech	0	3	
														303	A	Hampton	3	1	
														303	H	Hampton	3	0	
														307	H	N. C. A&T	3	0	
														310	A	Gardner-Webb	3	1	
														310	H	Gardner-Webb	3	0	
														333	N	Savannah St.	3	2	
														333	N	Savannah St.	3	0	
														336	H	South Carolina St.	3	0	
				LAST 10 GAMES															
				333	N	Savannah St.	3	0	252	H	Charleston So.	3	1						
				303	H	Hampton	3	0	255	A	Presbyteri an	3	2						
				235	H	Campbel l	3	2	66	A	High Point	0	3						
				192	A	Winthrop	1	3	231	H	UNC Asheville	3	1						
				310	A	Gardner-Webb	3	1	310	H	Gardner-Webb	3	0						

Non-Div. I Games: Limestone 3 0

USC Upstate

Average RPI Win: 232		WON-LOST RECORD		WINNING PCT. RANK		LAST 10 GAMES		STRENGTH OF SCHEDULE		OPP. STRENGTH OF SCHEDULE		TEAM RPI		ADJ RPI		CONF. RPI		ADJ CONF. RPI					
DIV. I ONLY		5- 21		.19231		316		5-5		152		231		285		.41964		284		27		27	
DIV. I NON-CONF.		0- 12		0		325		0		71		98		288		.41711		284		26		26	
TOTALS		RPI 1-25		RPI 26-50		W-L RECORDS		RPI 51-100		RPI 101-150		RPI 150+											
5- 21		0- 0		0- 4		OVERALL		1- 2		0- 3		4- 12											
4- 7		0- 0		0- 2		HOME		1- 1		0- 1		3- 3											
1- 9		0- 0		0- 2		AWAY		0- 0		0- 2		1- 5											
0- 5		0- 0		0- 0		NEUTRAL		0- 1		0- 0		0- 4											
0- 12		0- 0		0- 4		NON-CONFERENCE		0- 2		0- 2		0- 4											
0- 3		0- 0		0- 2		HOME		0- 1		0- 0		0- 0											
0- 4		0- 0		0- 2		AWAY		0- 0		0- 2		0- 0											
0- 5		0- 0		0- 0		NEUTRAL		0- 1		0- 0		0- 4											
5- 9		0- 0		0- 0		CONFERENCE		1- 0		0- 1		4- 8											
4- 4		0- 0		0- 0		HOME		1- 0		0- 1		3- 3											
1- 5		0- 0		0- 0		AWAY		0- 0		0- 0		1- 5											
0- 0		0- 0		0- 0		NEUTRAL		0- 0		0- 0		0- 0											
RPI	S	Opponent		Score		RPI	S	Opponent		Score		RPI	S	Opponent		Score							
				28	A	Tennessee	0	3	64	H	Austin Peay	3	2	116	A	Lipscomb	0	3					
				35	H	ETSU	0	3	73	H	Iowa	0	3	121	H	Murray St.	1	3					
				47	H	Tulsa	0	3	79	N	Michigan St.	1	3	139	A	UT Arlington	0	3					
				50	A	Western Ky.	0	3						155	N	Sam Houston St.	0	3					
														166	N	Grand Canyon	0	3					
														193	H	Morehead St.	0	3					
														198	A	Southeast Mo. St.	0	3					
														215	A	UT Martin	0	3					
														229	N	Chattanooga	0	3					
														245	A	Jacksonville St.	1	3					
														245	H	Jacksonville St.	3	2					
														265	H	SIUE	0	3					
														268	A	Eastern Ill.	3	1					
														290	A	Tennessee St.	1	3					
														290	H	Tennessee St.	3	2					
														291	H	Eastern Ky.	3	1					
														292	N	UMBC	2	3					
														300	A	Tennessee Tech	2	3					
														300	H	Tennessee Tech	2	3					
LAST 10 GAMES																							
				300	H	Tennessee Tech	2	3	198	A	Southeast Mo. St.	0	3										
				245	H	Jacksonville St.	3	2	121	H	Murray St.	1	3										
				268	A	Eastern Ill.	3	1	64	H	Austin Peay	3	2										
				290	H	Tennessee St.	3	2	291	H	Eastern Ky.	3	1										
				215	A	UT Martin	0	3	193	H	Morehead St.	0	3										

Non-Div. I Games:

Bel mont

Average RPI Win: 264		WON-LOST RECORD		WINNING PCT. RANK		LAST 10 GAMES		STRENGTH OF SCHEDULE		OPP. STRENGTH OF SCHEDULE		TEAM RPI		ADJ RPI		CONF. RPI		ADJ CONF. RPI	
DIV. I ONLY		7- 19		.26923 284		2-8		240		218		286		.41948 285		14		14	
DIV. I NON-CONF.		5- 9		.35714 242		0-1		253		296		280		.42301 279		13		13	
TOTALS		RPI 1-25		RPI 26-50		W-L RECORDS		RPI 51-100		RPI 101-150		RPI 150+							
7- 19		0- 0		0- 3		OVERALL		0- 2		0- 2		7- 12							
2- 9		0- 0		0- 2		HOME		0- 2		0- 1		2- 4							
2- 9		0- 0		0- 1		AWAY		0- 0		0- 1		2- 7							
3- 1		0- 0		0- 0		NEUTRAL		0- 0		0- 0		3- 1							
5- 9		0- 0		0- 0		NON-CONFERENCE		0- 1		0- 1		5- 7							
0- 4		0- 0		0- 0		HOME		0- 1		0- 0		0- 3							
2- 4		0- 0		0- 0		AWAY		0- 0		0- 1		2- 3							
3- 1		0- 0		0- 0		NEUTRAL		0- 0		0- 0		3- 1							
2- 10		0- 0		0- 3		CONFERENCE		0- 1		0- 1		2- 5							
2- 5		0- 0		0- 2		HOME		0- 1		0- 1		2- 1							
0- 5		0- 0		0- 1		AWAY		0- 0		0- 0		0- 4							
0- 0		0- 0		0- 0		NEUTRAL		0- 0		0- 0		0- 0							
RPI	S	Opponent	Score	RPI	S	Opponent	Score	RPI	S	Opponent	Score	RPI	S	Opponent	Score				
				31	H	Rice	0 3	64	H	Austin Peay	0 3	135	A	Wofford	0 3				
				50	A	Western Ky.	0 3	72	H	UTSA	0 3	138	H	North Texas	0 3				
				50	H	Western Ky.	1 3					159	H	Southern Miss.	0 3				
												169	A	Charlotte	0 3				
												173	A	UAB	0 3				
												173	H	UAB	3 0				
												188	H	Stetson	1 3				
												204	A	Bryant	0 3				
												215	A	UT Martin	2 3				
												216	A	Marshall	0 3				
												228	A	Western Caro.	1 3				
												229	A	Chattanooga	3 1				
												246	H	Troy	1 3				
												249	H	UTEP	3 0				
												252	N	Charleston So.	0 3				
												286	N	Robert Morris	3 1				
												290	A	Tennessee St.	3 2				
												305	N	Quinnipiac	3 2				
												306	A	Louisiana Tech	1 3				
												310	H	Gardner-Webb	2 3				
												317	N	Coppin St.	3 1				
LAST 10 GAMES																			
				72	H	UTSA	0 3	173	H	UAB	3 0								
				138	H	North Texas	0 3	216	A	Marshall	0 3								
				173	A	UAB	0 3	169	A	Charlotte	0 3								
				215	A	UT Martin	2 3	50	H	Western Ky.	1 3								
				249	H	UTEP	3 0	31	H	Rice	0 3								

Non-Div. I Games:

Middle Tenn.

Average RPI Win: 247		WON-LOST RECORD		WINNING PCT. RANK		LAST 10 GAMES		STRENGTH OF SCHEDULE		OPP. STRENGTH OF SCHEDULE		TEAM RPI		ADJ RPI		CONF. RPI		ADJ CONF. RPI	
DIV. I ONLY		10- 17		.37037 236		4-6		278		291		284		.41938 286		29		29	
DIV. I NON-CONF.		6- 9		.4 227		0-1		258		247		255		.44019 253		29		29	
TOTALS		RPI 1-25		RPI 26-50		W-L RECORDS		RPI 51-100		RPI 101-150		RPI 150+							
10- 17		0- 0		0- 0		OVERALL		0- 1		1- 1		9- 15							
6- 4		0- 0		0- 0		HOME		0- 0		1- 0		5- 4							
3- 8		0- 0		0- 0		AWAY		0- 0		0- 1		3- 7							
1- 5		0- 0		0- 0		NEUTRAL		0- 1		0- 0		1- 4							
6- 9		0- 0		0- 0		NON-CONFERENCE		0- 1		1- 1		5- 7							
4- 1		0- 0		0- 0		HOME		0- 0		1- 0		3- 1							
1- 3		0- 0		0- 0		AWAY		0- 0		0- 1		1- 2							
1- 5		0- 0		0- 0		NEUTRAL		0- 1		0- 0		1- 4							
4- 8		0- 0		0- 0		CONFERENCE		0- 0		0- 0		4- 8							
2- 3		0- 0		0- 0		HOME		0- 0		0- 0		2- 3							
2- 5		0- 0		0- 0		AWAY		0- 0		0- 0		2- 5							
0- 0		0- 0		0- 0		NEUTRAL		0- 0		0- 0		0- 0							
RPI	S	Opponent	Score	RPI	S	Opponent	Score	RPI	S	Opponent	Score	RPI	S	Opponent	Score				
								53	N	James Madison	0	3	128	A	Virginia Tech	1	3		
												148	H	Houston	3	2			
												167	A	LIU Brooklyn	3	1			
												167	H	LIU Brooklyn	1	3			
												172	H	Eastern Mich.	3	2			
												196	H	Purdue Fort Wayne	1	3			
												204	A	Bryant	2	3			
												204	H	Bryant	2	3			
												209	N	Loyola Maryland	3	2			
												225	A	Duquesne	0	3			
												228	A	Western Caro.	0	3			
												232	A	Sacred Heart	1	3			
												235	N	Campbell	1	3			
												238	A	Central Conn. St.	0	3			
												238	H	Central Conn. St.	1	3			
												240	H	Kent St.	3	2			
												252	N	Charleston So.	0	3			
												275	N	William & Mary	1	3			
												285	N	Middle Tenn.	1	3			
												292	A	UMBC	3	2			
												296	H	Youngstown St.	3	1			
												297	A	Saint Francis (PA)	1	3			
												297	H	Saint Francis (PA)	3	0			
												315	A	St. Francis Brooklyn	2	3			
												315	H	St. Francis Brooklyn	3	1			
												332	A	Fairleigh Dickinson	3	0			
				LAST 10 GAMES															
				297 H Saint Francis (PA)				3	0	232 A Sacred Heart				1	3				
				167 A LIU Brooklyn				3	1	332 A Fairleigh Dickinson				3	0				
				315 A St. Francis Brooklyn				2	3	225 A Duquesne				0	3				
				204 H Bryant				2	3	167 H LIU Brooklyn				1	3				
				238 H Central Conn. St.				1	3	315 H St. Francis Brooklyn				3	1				

Non-Div. I Games:

Robert Morris

UMES

Average RPI Win: 309		WON-LOST RECORD		WINNING PCT. RANK		LAST 10 GAMES		STRENGTH OF SCHEDULE		OPP. STRENGTH OF SCHEDULE		TEAM RPI		ADJ RPI		CONF. RPI		ADJ CONF. RPI	
DIV. I ONLY		9- 14		.3913 231		6-4		291		300		289		.4191 287		31		31	
DIV. I NON-CONF.		2- 12		.14286 302		0-2		143		235		293		.40822 292		31		31	
TOTALS		RPI 1-25		RPI 26-50		W-L RECORDS		RPI 51-100		RPI 101-150		RPI 150+							
9- 14		0- 0		0- 1		OVERALL		0- 2		0- 0		9- 11							
5- 1		0- 0		0- 0		HOME		0- 0		0- 0		5- 1							
4- 7		0- 0		0- 1		AWAY		0- 0		0- 0		4- 6							
0- 6		0- 0		0- 0		NEUTRAL		0- 2		0- 0		0- 4							
2- 12		0- 0		0- 1		NON-CONFERENCE		0- 2		0- 0		2- 9							
2- 0		0- 0		0- 0		HOME		0- 0		0- 0		2- 0							
0- 6		0- 0		0- 1		AWAY		0- 0		0- 0		0- 5							
0- 6		0- 0		0- 0		NEUTRAL		0- 2		0- 0		0- 4							
7- 2		0- 0		0- 0		CONFERENCE		0- 0		0- 0		7- 2							
3- 1		0- 0		0- 0		HOME		0- 0		0- 0		3- 1							
4- 1		0- 0		0- 0		AWAY		0- 0		0- 0		4- 1							
0- 0		0- 0		0- 0		NEUTRAL		0- 0		0- 0		0- 0							
RPI	S	Opponent	Score	RPI	S	Opponent	Score	RPI	S	Opponent	Score	RPI	S	Opponent	Score				
				46	A	Denver	0 3	79	N	Michigan St.	0 3	151	N	Samford	0 3				
								97	N	Navy	1 3	153	A	UIC	0 3				
												158	A	Air Force	0 3				
												171	A	North Carolina	0 3				
												178	A	Howard	3 2				
												178	H	Howard	0 3				
												184	A	Lehigh	1 3				
												195	A	Liberty	1 3				
												204	N	Bryant	0 3				
												211	N	UNC Greensboro	0 3				
												248	N	Central Mich.	1 3				
												289	A	Morgan St.	0 3				
												303	H	Hampton	3 1				
												315	H	St. Francis Brooklyn	3 0				
												317	A	Coppin St.	3 2				
												330	A	Norfolk St.	3 0				
												330	H	Norfolk St.	3 0				
												334	A	Delaware St.	3 0				
												334	H	Delaware St.	3 1				
												336	H	South Carolina St.	3 0				
				LAST 10 GAMES															
				178	A	Howard	3 2	317	A	Coppin St.	3 2								
				330	A	Norfolk St.	3 0	178	H	Howard	0 3								
				334	H	Delaware St.	3 1	330	H	Norfolk St.	3 0								
				195	A	Liberty	1 3	334	A	Delaware St.	3 0								
				289	A	Morgan St.	0 3	151	N	Samford	0 3								

Non-Div. I Games:

UMES

Average RPI Win:		232	WON-LOST RECORD		WINNING PCT. RANK		LAST 10 GAMES		STRENGTH OF SCHEDULE		OPP. STRENGTH OF SCHEDULE		TEAM RPI		ADJ RPI		CONF. RPI		ADJ CONF. RPI	
Average RPI Loss:		164																		
DIV. I ONLY			8- 18		.30769 269		2-8		271		171		287		.41842 288		22		22	
DIV. I NON-CONF.			3- 9		.25 271		0		226		92		275		.42548 275		21		21	
TOTALS		RPI 1-25		RPI 26-50		W-L RECORDS		RPI 51-100		RPI 101-150		RPI 150+								
8- 18		0- 0		0- 2		OVERALL		0- 3		1- 6		7- 7								
5- 6		0- 0		0- 1		HOME		0- 1		0- 3		5- 1								
2- 9		0- 0		0- 0		AWAY		0- 1		0- 3		2- 5								
1- 3		0- 0		0- 1		NEUTRAL		0- 1		1- 0		0- 1								
3- 9		0- 0		0- 2		NON-CONFERENCE		0- 3		1- 1		2- 3								
1- 2		0- 0		0- 1		HOME		0- 1		0- 0		1- 0								
1- 4		0- 0		0- 0		AWAY		0- 1		0- 1		1- 2								
1- 3		0- 0		0- 1		NEUTRAL		0- 1		1- 0		0- 1								
5- 9		0- 0		0- 0		CONFERENCE		0- 0		0- 5		5- 4								
4- 4		0- 0		0- 0		HOME		0- 0		0- 3		4- 1								
1- 5		0- 0		0- 0		AWAY		0- 0		0- 2		1- 3								
0- 0		0- 0		0- 0		NEUTRAL		0- 0		0- 0		0- 0								
RPI	S	Opponent	Score	RPI	S	Opponent	Score	RPI	S	Opponent	Score	RPI	S	Opponent	Score					
				39	N	Ari zona	0 3	74	H	Iowa St.	0 3	127	A	Northern Ari z.	0 3					
				43	H	Utah	0 3	81	A	New Mexico St.	2 3	127	H	Northern Ari z.	1 3					
								93	N	UC Santa Barbara	0 3	131	A	CSU Bakersfi eld	1 3					
												134	N	South Dakota	3 2					
												136	H	Idaho	0 3					
												149	A	Northern Colo.	0 3					
												149	H	Northern Colo.	2 3					
												165	H	Gonzaga	3 2					
												175	A	Sacramento St.	0 3					
												175	H	Sacramento St.	3 2					
												243	N	Akron	2 3					
												249	A	UTEP	3 0					
												254	A	UC Ri versi de	1 3					
												257	A	Montana St.	0 3					
												257	H	Montana St.	3 2					
												282	A	Southern Utah	3 2					
												282	H	Southern Utah	0 3					
												293	A	Portland St.	0 3					
												293	H	Portland St.	3 0					
												302	A	Cal St. Full erton	0 3					
												304	H	Eastern Wash.	3 1					
				LAST 10 GAMES																
				282 H Southern Utah				0 3	293 A Portland St.				0 3							
				127 H Northern Ari z.				1 3	136 H Idaho				0 3							
				149 H Northern Colo.				2 3	304 H Eastern Wash.				3 1							
				257 A Montana St.				0 3	127 A Northern Ari z.				0 3							
				175 A Sacramento St.				0 3	282 A Southern Utah				3 2							

Non-Div. I Games:

Montana

Average RPI Win: 311		WON-LOST	WINNING	LAST 10	STRENGTH OF		OPP. STRENGTH	TEAM	ADJ		CONF.	ADJ CONF.
Average RPI Loss: 209		RECORD	PCT. RANK	GAMES	SCHEDULE		OF SCHEDULE	RPI	RPI		RPI	RPI
DIV. I ONLY		12- 13	.48 190	5-5	311		324	288	.41575 289		31	31
DIV. I NON-CONF.		6- 8	.42857 214	0-1	255		311	259	.43919 258		31	31
TOTALS		RPI 1-25	RPI 26-50	W-L RECORDS	RPI 51-100		RPI 101-150	RPI 150+				
12- 13	0- 0		0- 0	OVERALL	0- 0		0- 2	12- 11				
5- 4	0- 0		0- 0	HOME	0- 0		0- 1	5- 3				
3- 5	0- 0		0- 0	AWAY	0- 0		0- 0	3- 5				
4- 4	0- 0		0- 0	NEUTRAL	0- 0		0- 1	4- 3				
6- 8	0- 0		0- 0	NON-CONFERENCE	0- 0		0- 2	6- 6				
1- 1	0- 0		0- 0	HOME	0- 0		0- 1	1- 0				
1- 4	0- 0		0- 0	AWAY	0- 0		0- 0	1- 4				
4- 3	0- 0		0- 0	NEUTRAL	0- 0		0- 1	4- 2				
6- 5	0- 0		0- 0	CONFERENCE	0- 0		0- 0	6- 5				
4- 3	0- 0		0- 0	HOME	0- 0		0- 0	4- 3				
2- 1	0- 0		0- 0	AWAY	0- 0		0- 0	2- 1				
0- 1	0- 0		0- 0	NEUTRAL	0- 0		0- 0	0- 1				
RPI S Opponent	Score	RPI S Opponent	Score	RPI S Opponent	Score	RPI S Opponent	Score	RPI S Opponent	Score			
								103 H American	0	3		
								123 N Villanova	1	3		
								157 A Georgetown	0	3		
								162 N La Salle	0	3		
								178 A Howard	1	3		
								178 H Howard	1	3		
								196 N Purdue Fort Wayne	0	3		
								219 A Delaware	0	3		
								236 A George Washington	2	3		
								240 A Kent St.	1	3		
								270 A New Orleans	3	0		
								273 N Alabama A&M	3	1		
								281 N Bethune-Cookman	2	3		
								287 H UMES	3	0		
								301 N Niagara	3	0		
								307 H N. C. A&T	3	1		
								317 A Coppin St.	3	0		
								317 H Coppin St.	1	3		
								321 N Jackson St.	3	2		
								323 H Saint Peter's	3	2		
								329 N Prairie View	3	0		
								330 A Norfolk St.	3	1		
								330 H Norfolk St.	0	3		
								334 H Delaware St.	3	0		
								336 H South Carolina St.	3	0		
				LAST 10 GAMES								
				273 N Alabama A&M	3 1	103 H American	0 3					
				157 A Georgetown	0 3	287 H UMES	3 0					
				317 H Coppin St.	1 3	334 H Delaware St.	3 0					
				330 H Norfolk St.	0 3	317 A Coppin St.	3 0					
				178 H Howard	1 3	330 A Norfolk St.	3 1					

Non-Div. I Games:

Morgan St.

Average RPI Win: 273		WON-LOST	WINNING	LAST 10	STRENGTH OF		OPP. STRENGTH	TEAM	ADJ	CONF.	ADJ CONF.
Average RPI Loss: 203		RECORD	PCT. RANK	GAMES	SCHEDULE		OF SCHEDULE	RPI	RPI	RPI	RPI
DIV. I ONLY		8- 17	.32	264	2-8		270	281	291	.41276	290
DIV. I NON-CONF.		2- 9	.18182	290	0		263	253	306	.38151	306
TOTALS		RPI 1-25	RPI 26-50		W-L RECORDS		RPI 51-100		RPI 101-150		RPI 150+
8- 17	0- 0	0- 1		OVERALL		0- 1		0- 3		8- 12	
3- 8	0- 0	0- 0		HOME		0- 1		0- 1		3- 6	
3- 7	0- 0	0- 1		AWAY		0- 0		0- 1		3- 5	
2- 2	0- 0	0- 0		NEUTRAL		0- 0		0- 1		2- 1	
2- 9	0- 0	0- 1		NON-CONFERENCE		0- 0		0- 2		2- 6	
0- 3	0- 0	0- 0		HOME		0- 0		0- 0		0- 3	
0- 4	0- 0	0- 1		AWAY		0- 0		0- 1		0- 2	
2- 2	0- 0	0- 0		NEUTRAL		0- 0		0- 1		2- 1	
6- 8	0- 0	0- 0		CONFERENCE		0- 1		0- 1		6- 6	
3- 5	0- 0	0- 0		HOME		0- 1		0- 1		3- 3	
3- 3	0- 0	0- 0		AWAY		0- 0		0- 0		3- 3	
0- 0	0- 0	0- 0		NEUTRAL		0- 0		0- 0		0- 0	
RPI S Opponent	Score	RPI S Opponent	Score	RPI S Opponent	Score	RPI S Opponent	Score	RPI S Opponent	Score	RPI S Opponent	Score
		44 A SFA	1 3			64 H Austin Peay	1 3	106 N St. John's (NY)	2 3	121 H Murray St.	2 3
								146 A FIU	1 3	188 H Stetson	1 3
								193 H Morehead St.	0 3	198 A Southeast Mo. St.	3 0
								215 A UT Martin	2 3	226 A Evansville	2 3
								229 A Chattanooga	1 3	231 H UNC Asheville	1 3
								245 A Jacksonville St.	3 1	245 H Jacksonville St.	1 3
								265 A SIUE	1 3	268 H Eastern Ill.	3 0
								272 N Florida A&M	3 1	284 A Belmont	2 3
								284 H Belmont	3 1	285 H Middle Tenn.	2 3
								291 H Eastern Ky.	3 0	300 A Tennessee Tech	3 1
								300 H Tennessee Tech	0 3	308 N North Ala.	2 3
								326 N Grambling	3 0		
LAST 10 GAMES											
		245 H Jacksonville St.	1 3			215 A UT Martin	2 3				
		300 H Tennessee Tech	0 3			64 H Austin Peay	1 3				
		265 A SIUE	1 3			121 H Murray St.	2 3				
		284 A Belmont	2 3			193 H Morehead St.	0 3				
		198 A Southeast Mo. St.	3 0			291 H Eastern Ky.	3 0				

Non-Div. I Games:

Tennessee St.

Average RPI Win: 287		WON-LOST	WINNING	LAST 10	STRENGTH OF		OPP. STRENGTH	TEAM	ADJ	CONF.	ADJ CONF.
Average RPI Loss: 167		RECORD	PCT. RANK	GAMES	SCHEDULE		OF SCHEDULE	RPI	RPI	RPI	RPI
DIV. I ONLY		4- 22	.15385	324	1-9		136	254	293	.41213	291
DIV. I NON-CONF.		1- 11	.08333	311	0		83	127	277	.42459	278
TOTALS		RPI 1-25	RPI 26-50		W-L RECORDS		RPI 51-100		RPI 101-150		RPI 150+
4- 22	0- 2	0- 0		OVERALL		0- 5		0- 3		4- 12	
2- 4	0- 0	0- 0		HOME		0- 1		0- 0		2- 3	
1- 12	0- 2	0- 0		AWAY		0- 0		0- 3		1- 7	
1- 6	0- 0	0- 0		NEUTRAL		0- 4		0- 0		1- 2	
1- 11	0- 2	0- 0		NON-CONFERENCE		0- 4		0- 2		1- 3	
0- 0	0- 0	0- 0		HOME		0- 0		0- 0		0- 0	
0- 5	0- 2	0- 0		AWAY		0- 0		0- 2		0- 1	
1- 6	0- 0	0- 0		NEUTRAL		0- 4		0- 0		1- 2	
3- 11	0- 0	0- 0		CONFERENCE		0- 1		0- 1		3- 9	
2- 4	0- 0	0- 0		HOME		0- 1		0- 0		2- 3	
1- 7	0- 0	0- 0		AWAY		0- 0		0- 1		1- 6	
0- 0	0- 0	0- 0		NEUTRAL		0- 0		0- 0		0- 0	
RPI S	Opponent	Score	RPI S	Opponent	Score	RPI S	Opponent	Score	RPI S	Opponent	Score
17 A	Penn St.	0 3				57 N	Indiana	0 3	112 A	UNLV	0 3
23 A	Cincinnati	0 3				64 H	Austin Peay	2 3	121 A	Murray St.	0 3
						81 N	New Mexico St.	2 3	144 A	New Mexico	0 3
						83 N	FGCU	0 3	176 A	Xavier	0 3
						97 N	Navy	0 3	193 A	Morehead St.	0 3
									193 H	Morehead St.	0 3
									198 H	Southeast Mo. St.	0 3
									215 H	UT Martin	1 3
									245 A	Jacksonville St.	0 3
									245 H	Jacksonville St.	3 2
									262 N	Fordham	2 3
									265 A	SIUE	1 3
									268 A	Eastern Ill.	0 3
									284 A	Belmont	1 3
									290 A	Tennessee St.	0 3
									292 N	UMBC	0 3
									300 A	Tennessee Tech	3 2
									300 H	Tennessee Tech	3 2
									302 N	Cal St. Fullerton	3 2
			LAST 10 GAMES								
			64 H	Austin Peay	2 3	268 A	Eastern Ill.	0 3			
			193 H	Morehead St.	0 3	198 H	Southeast Mo. St.	0 3			
			300 A	Tennessee Tech	3 2	215 H	UT Martin	1 3			
			245 A	Jacksonville St.	0 3	284 A	Belmont	1 3			
			265 A	SIUE	1 3	290 A	Tennessee St.	0 3			

Non-Div. I Games:

Eastern Ky.

UMBC

Average RPI Win:		284	WON-LOST RECORD		WINNING PCT. RANK		LAST 10 GAMES		STRENGTH OF SCHEDULE		OPP. STRENGTH OF SCHEDULE		TEAM RPI		ADJ RPI		CONF. RPI		ADJ CONF. RPI	
DIV. I ONLY			6- 18		.25 292		3-7		221		270		290		.41104 292		28		28	
DIV. I NON-CONF.			4- 10		.28571 260		1-0		86		190		208		.47119 208		28		28	
TOTALS		RPI 1-25		RPI 26-50		W-L RECORDS		RPI 51-100		RPI 101-150		RPI 150+								
6- 18		0- 1		0- 2		OVERALL		0- 2		0- 3		6- 10								
2- 6		0- 0		0- 0		HOME		0- 1		0- 0		2- 5								
2- 7		0- 1		0- 0		AWAY		0- 0		0- 2		2- 4								
2- 5		0- 0		0- 2		NEUTRAL		0- 1		0- 1		2- 1								
4- 10		0- 1		0- 2		NON-CONFERENCE		0- 2		0- 2		4- 3								
2- 2		0- 0		0- 0		HOME		0- 1		0- 0		2- 1								
0- 3		0- 1		0- 0		AWAY		0- 0		0- 1		0- 1								
2- 5		0- 0		0- 2		NEUTRAL		0- 1		0- 1		2- 1								
2- 8		0- 0		0- 0		CONFERENCE		0- 0		0- 1		2- 7								
0- 4		0- 0		0- 0		HOME		0- 0		0- 0		0- 4								
2- 4		0- 0		0- 0		AWAY		0- 0		0- 1		2- 3								
0- 0		0- 0		0- 0		NEUTRAL		0- 0		0- 0		0- 0								
RPI	S	Opponent		Score		RPI	S	Opponent		Score		RPI	S	Opponent		Score				
17	A	Penn St.		0	3	35	N	ETSU		0	3	53	H	James Madi son		1	3			
						47	N	Tul sa		1	3	97	N	Navy		0	3			
														107	A	Stony Brook	0	3		
														110	N	Ball St.	2	3		
														145	A	Towson	2	3		
														162	N	La Salle	2	3		
														178	A	Howard	0	3		
														199	A	Albany (NY)	1	3		
														199	H	Albany (NY)	1	3		
														207	A	New Hampshire	2	3		
														207	H	New Hampshire	0	3		
														209	H	Loyola Maryland	3	1		
														284	N	Belmont	3	2		
														286	H	Robert Morris	2	3		
														291	N	Eastern Ky.	3	0		
														294	A	Hartford	3	2		
														309	A	Binghamton	3	1		
														309	H	Binghamton	2	3		
														317	H	Coppin St.	3	0		
														324	A	UMass Lowell	2	3		
														324	H	UMass Lowell	2	3		
LAST 10 GAMES																				
207 A New Hampshire						2	3	294 A Hartford						3	2					
324 A UMass Lowell						2	3	324 H UMass Lowell						2	3					
199 H Albany (NY)						1	3	207 H New Hampshire						0	3					
309 A Binghamton						3	1	199 A Albany (NY)						1	3					
107 A Stony Brook						0	3	317 H Coppin St.						3	0					

Non-Div. I Games:

UMBC

Average RPI Win: 263		WON-LOST	WINNING	LAST 10	STRENGTH OF		OPP. STRENGTH	TEAM	ADJ	CONF.	ADJ CONF.
Average RPI Loss: 148		RECORD	PCT. RANK	GAMES	SCHEDULE		OF SCHEDULE	RPI	RPI	RPI	RPI
DIV. I ONLY		5- 21	.19231	316	4-6		210	185	294	.41024	293
DIV. I NON-CONF.		1- 11	.08333	311	0		111	63	282	.42127	281
TOTALS		RPI 1-25	RPI 26-50		W-L RECORDS		RPI 51-100		RPI 101-150		RPI 150+
5- 21	0- 1	0- 2		OVERALL		0- 2		1- 9		4- 7	
3- 13	0- 0	0- 0		HOME		0- 2		1- 7		2- 4	
2- 6	0- 1	0- 1		AWAY		0- 0		0- 2		2- 2	
0- 2	0- 0	0- 1		NEUTRAL		0- 0		0- 0		0- 1	
1- 11	0- 1	0- 2		NON-CONFERENCE		0- 2		1- 4		0- 2	
1- 7	0- 0	0- 0		HOME		0- 2		1- 4		0- 1	
0- 2	0- 1	0- 1		AWAY		0- 0		0- 0		0- 0	
0- 2	0- 0	0- 1		NEUTRAL		0- 0		0- 0		0- 1	
4- 10	0- 0	0- 0		CONFERENCE		0- 0		0- 5		4- 5	
2- 6	0- 0	0- 0		HOME		0- 0		0- 3		2- 3	
2- 4	0- 0	0- 0		AWAY		0- 0		0- 2		2- 2	
0- 0	0- 0	0- 0		NEUTRAL		0- 0		0- 0		0- 0	
RPI S Opponent	Score	RPI S Opponent	Score	RPI S Opponent	Score	RPI S Opponent	Score	RPI S Opponent	Score		
20 A Oregon	0 3	38 N Colorado St.	0 3	90 H Cal i forni a	2 3	125 H Boise St.	1 3	126 H UC Davi s	0 3		
		50 A Col orado	0 3	98 H Fresno St.	0 3	127 A Northern Ari z.	0 3	127 H Northern Ari z.	0 3		
						133 H Weber St.	2 3	136 A Idaho	0 3		
						136 H Idaho	1 3	136 H Idaho	1 3		
						137 H Long Beach St.	3 0	137 H Long Beach St.	1 3		
						140 H Oregon St.	0 3	165 H Gonzaga	0 3		
						168 H Idaho St.	2 3	168 H Idaho St.	2 3		
						203 N Indiana St.	1 3	203 N Indiana St.	1 3		
						257 A Montana St.	2 3	257 A Montana St.	2 3		
						257 H Montana St.	0 3	257 H Montana St.	0 3		
						282 A Southern Utah	3 0	282 A Southern Utah	3 0		
						282 H Southern Utah	1 3	282 H Southern Utah	1 3		
						288 A Montana	0 3	288 A Montana	0 3		
						288 H Montana	3 0	288 H Montana	3 0		
						304 A Eastern Wash.	3 2	304 A Eastern Wash.	3 2		
						304 H Eastern Wash.	3 1	304 H Eastern Wash.	3 1		
		LAST 10 GAMES									
		304 H Eastern Wash.	3 1			288 H Montana	3 0				
		136 H Idaho	1 3			168 H Idaho St.	2 3				
		127 A Northern Ari z.	0 3			133 H Weber St.	2 3				
		282 A Southern Utah	3 0			136 A Idaho	0 3				
		257 H Montana St.	0 3			304 A Eastern Wash.	3 2				

Non-Div. I Games:

Portland St.

Average RPI Win: 298		WON-LOST	WINNING	LAST 10	STRENGTH OF		OPP. STRENGTH	TEAM	ADJ	CONF.	ADJ CONF.
Average RPI Loss: 211		RECORD	PCT. RANK	GAMES	SCHEDULE		OF SCHEDULE	RPI	RPI	RPI	RPI
DIV. I ONLY		10- 12	.45455	206	315		310	292	.40861	294	28
DIV. I NON-CONF.		7- 5	.58333	138	317		328	265	.42949	271	28
TOTALS		RPI 1-25	RPI 26-50		W-L RECORDS		RPI 51-100		RPI 101-150		RPI 150+
10- 12	0- 0	0- 0		OVERALL		0- 0		0- 2		10- 10	
6- 5	0- 0	0- 0		HOME		0- 0		0- 1		6- 4	
1- 5	0- 0	0- 0		AWAY		0- 0		0- 1		1- 4	
3- 2	0- 0	0- 0		NEUTRAL		0- 0		0- 0		3- 2	
7- 5	0- 0	0- 0		NON-CONFERENCE		0- 0		0- 0		7- 5	
4- 1	0- 0	0- 0		HOME		0- 0		0- 0		4- 1	
0- 2	0- 0	0- 0		AWAY		0- 0		0- 0		0- 2	
3- 2	0- 0	0- 0		NEUTRAL		0- 0		0- 0		3- 2	
3- 7	0- 0	0- 0		CONFERENCE		0- 0		0- 2		3- 5	
2- 4	0- 0	0- 0		HOME		0- 0		0- 1		2- 3	
1- 3	0- 0	0- 0		AWAY		0- 0		0- 1		1- 2	
0- 0	0- 0	0- 0		NEUTRAL		0- 0		0- 0		0- 0	
RPI S	Opponent	Score	RPI S	Opponent	Score	RPI S	Opponent	Score	RPI S	Opponent	Score
									107 A	Stony Brook	0 3
									107 H	Stony Brook	0 3
									182 A	Boston College	0 3
									199 A	Albany (NY)	0 3
									199 H	Albany (NY)	0 3
									204 H	Bryant	1 3
									207 A	New Hampshire	0 3
									207 H	New Hampshire	0 3
									232 N	Sacred Heart	2 3
									238 H	Central Conn. St.	3 0
									241 H	Brown	3 2
									263 N	Fairfield	3 0
									277 N	Providence	0 3
									292 H	UMBC	2 3
									301 H	Niagara	3 0
									309 H	Binghamton	3 1
									312 H	Bucknell	3 0
									320 A	Lafayette	1 3
									324 A	UMass Lowell	3 0
									324 H	UMass Lowell	3 1
									332 N	Fairleigh Dickinson	3 0
									334 N	Delaware St.	3 0
LAST 10 GAMES											
						199 A	Albany (NY)	0 3	292 H	UMBC	2 3
						207 H	New Hampshire	0 3	199 H	Albany (NY)	0 3
						324 H	UMass Lowell	3 1	324 A	UMass Lowell	3 0
						107 A	Stony Brook	0 3	207 A	New Hampshire	0 3
						309 H	Binghamton	3 1	204 H	Bryant	1 3

Non-Div. I Games:

Hartford

Average RPI Win:		288	WON-LOST RECORD		WINNING PCT. RANK		LAST 10 GAMES		STRENGTH OF SCHEDULE		OPP. STRENGTH OF SCHEDULE		TEAM RPI		ADJ RPI		CONF. RPI		ADJ CONF. RPI	
DIV. I ONLY			8- 21		.27586 281		1-9		274		230		295		.4083 295		16		16	
DIV. I NON-CONF.			6- 9		.4 227		1-0		320		282		300		.39244 298		15		15	
TOTALS		RPI 1-25		RPI 26-50		W-L RECORDS		RPI 51-100		RPI 101-150		RPI 150+								
8- 21		0- 2		0- 0		OVERALL		0- 1		0- 9		8- 9								
3- 9		0- 1		0- 0		HOME		0- 0		0- 5		3- 3								
4- 7		0- 1		0- 0		AWAY		0- 0		0- 3		4- 3								
1- 5		0- 0		0- 0		NEUTRAL		0- 1		0- 1		1- 3								
6- 9		0- 1		0- 0		NON-CONFERENCE		0- 1		0- 2		6- 5								
3- 1		0- 0		0- 0		HOME		0- 0		0- 0		3- 1								
2- 3		0- 1		0- 0		AWAY		0- 0		0- 1		2- 1								
1- 5		0- 0		0- 0		NEUTRAL		0- 1		0- 1		1- 3								
2- 12		0- 1		0- 0		CONFERENCE		0- 0		0- 7		2- 4								
0- 8		0- 1		0- 0		HOME		0- 0		0- 5		0- 2								
2- 4		0- 0		0- 0		AWAY		0- 0		0- 2		2- 2								
0- 0		0- 0		0- 0		NEUTRAL		0- 0		0- 0		0- 0								
RPI	S	Opponent		Score		RPI	S	Opponent		Score		RPI	S	Opponent		Score				
4	A	Minnesota		0	3							104	A	Appalachian St.		0	3			
25	H	Texas St.		1	3							104	H	Appalachian St.		0	3			
												111	H	Arkansas St.		0	3			
												113	A	Coastal Caro.		1	3			
												113	H	Coastal Caro.		0	3			
												120	H	Little Rock		1	3			
												129	A	West Virginia		1	3			
												139	H	UT Arlington		2	3			
												147	N	UConn		2	3			
												177	A	Louisiana		0	3			
												180	A	South Alabama		3	2			
												180	H	South Alabama		0	3			
												212	N	Wright St.		2	3			
												218	A	Wake Forest		2	3			
												220	N	Elon		1	3			
												243	N	Akron		2	3			
												246	A	Troy		3	1			
												246	H	Troy		2	3			
												251	A	La. -Monroe		1	3			
												258	H	North Florida		1	3			
												261	N	North Dakota St.		3	0			
												283	H	USC Upstate		3	1			
												333	A	Savannah St.		3	1			
												333	H	Savannah St.		3	0			
												333	H	Savannah St.		3	0			
												336	A	South Carolina St.		3	0			
LAST 10 GAMES																				
						113	H	Coastal Caro.		0	3	120	H	Little Rock		1	3			
						333	H	Savannah St.		3	0	177	A	Louisiana		0	3			
						104	A	Appalachian St.		0	3	251	A	La. -Monroe		1	3			
						113	A	Coastal Caro.		1	3	336	A	South Carolina St.		3	0			
						111	H	Arkansas St.		0	3	180	H	South Alabama		0	3			

Non-Div. I Games:

Ga. Southern

Average RPI Win:		245	WON-LOST RECORD		WINNING PCT. RANK		LAST 10 GAMES		STRENGTH OF SCHEDULE		OPP. STRENGTH OF SCHEDULE		TEAM RPI		ADJ RPI		CONF. RPI		ADJ CONF. RPI	
DIV. I ONLY			7- 20		.25926 289		0-10		265		274		298		.40525 296		20		20	
DIV. I NON-CONF.			6- 7		.46154 191		0		292		285		263		.43495 262		23		22	
TOTALS		RPI 1-25		RPI 26-50		W-L RECORDS		RPI 51-100		RPI 101-150		RPI 150+								
7- 20		0- 0		0- 0		OVERALL		0- 0		1- 4		6- 16								
1- 7		0- 0		0- 0		HOME		0- 0		0- 1		1- 6								
2- 10		0- 0		0- 0		AWAY		0- 0		0- 1		2- 9								
4- 3		0- 0		0- 0		NEUTRAL		0- 0		1- 2		3- 1								
6- 7		0- 0		0- 0		NON-CONFERENCE		0- 0		1- 2		5- 5								
0- 0		0- 0		0- 0		HOME		0- 0		0- 0		0- 0								
2- 4		0- 0		0- 0		AWAY		0- 0		0- 0		2- 4								
4- 3		0- 0		0- 0		NEUTRAL		0- 0		1- 2		3- 1								
1- 13		0- 0		0- 0		CONFERENCE		0- 0		0- 2		1- 11								
1- 7		0- 0		0- 0		HOME		0- 0		0- 1		1- 6								
0- 6		0- 0		0- 0		AWAY		0- 0		0- 1		0- 5								
0- 0		0- 0		0- 0		NEUTRAL		0- 0		0- 0		0- 0								
RPI	S	Opponent	Score	RPI	S	Opponent	Score	RPI	S	Opponent	Score	RPI	S	Opponent	Score					
										101 N	Bowling Green	0		3						
										112 N	UNLV	3		2						
										122 N	UNCW	1		3						
										132 A	Cleveland St.	0		3						
										132 H	Cleveland St.	0		3						
										153 A	UIC	0		3						
										153 H	UIC	1		3						
										154 A	Northern Ky.	0		3						
										154 H	Northern Ky.	0		3						
										156 A	Green Bay	0		3						
										156 H	Green Bay	0		3						
										194 A	Oakland	0		3						
										194 H	Oakland	2		3						
										205 N	George Mason	3		1						
										212 H	Wright St.	3		1						
										221 A	Virginia	0		3						
										225 A	Duquesne	3		0						
										240 A	Kent St.	1		3						
										243 A	Akron	1		3						
										264 N	Toledo	2		3						
										269 A	Milwaukee	0		3						
										269 H	Milwaukee	1		3						
										278 H	IUPUI	0		3						
										286 A	Robert Morris	1		3						
										312 A	Bucknell	3		1						
										323 N	Saint Peter's	3		0						
										328 N	NJIT	3		1						
						LAST 10 GAMES														
						153 H	UIC	1		3	132 H	Cleveland St.	0		3					
						154 A	Northern Ky.	0		3	156 A	Green Bay	0		3					
						269 H	Milwaukee	1		3	269 A	Milwaukee	0		3					
						156 H	Green Bay	0		3	153 A	UIC	0		3					
						194 H	Oakland	2		3	154 H	Northern Ky.	0		3					

Non-Div. I Games:

Youngstown St.

Average RPI Win:	303	WON-LOST	WINNING	LAST 10	STRENGTH OF	OPP. STRENGTH	TEAM	ADJ	CONF.	ADJ CONF.	
Average RPI Loss:	193	RECORD	PCT. RANK	GAMES	SCHEDULE	OF SCHEDULE	RPI	RPI	RPI	RPI	
DIV. I ONLY	4- 21	.16	322	3-7	141	301	296	.40413	297	29	29
DIV. I NON-CONF.	1- 12	.07692	317	0	72	271	283	.41961	282	29	29
<hr/>											
TOTALS	RPI 1-25	RPI 26-50		W-L RECORDS		RPI 51-100		RPI 101-150		RPI 150+	
4- 21	0- 0	0- 0		OVERALL		0- 3		0- 1		4- 17	
2- 3	0- 0	0- 0		HOME		0- 0		0- 0		2- 3	
2- 10	0- 0	0- 0		AWAY		0- 1		0- 0		2- 9	
0- 8	0- 0	0- 0		NEUTRAL		0- 2		0- 1		0- 5	
<hr/>											
1- 12	0- 0	0- 0		NON-CONFERENCE		0- 3		0- 1		1- 8	
0- 0	0- 0	0- 0		HOME		0- 0		0- 0		0- 0	
1- 4	0- 0	0- 0		AWAY		0- 1		0- 0		1- 3	
0- 8	0- 0	0- 0		NEUTRAL		0- 2		0- 1		0- 5	
<hr/>											
3- 9	0- 0	0- 0		CONFERENCE		0- 0		0- 0		3- 9	
2- 3	0- 0	0- 0		HOME		0- 0		0- 0		2- 3	
1- 6	0- 0	0- 0		AWAY		0- 0		0- 0		1- 6	
0- 0	0- 0	0- 0		NEUTRAL		0- 0		0- 0		0- 0	
<hr/>											
RPI	S	Opponent	Score	RPI	S	Opponent	Score	RPI	S	Opponent	Score
								68	N	Val parai so	1 3
								78	A	Mi ami (OH)	1 3
								98	N	Fresno St.	2 3
								105	N	Radford	0 3
								167	A	LIU Brookl yn	0 3
								167	H	LIU Brookl yn	2 3
								179	N	Iona	0 3
								184	N	Lehi gh	0 3
								193	A	Morehead St.	0 3
								194	N	Oakl and	1 3
								202	N	Mercer	0 3
								204	A	Bryant	0 3
								204	H	Bryant	2 3
								212	N	Wri ght St.	1 3
								225	A	Duquesne	2 3
								232	A	Sacred Heart	0 3
								238	A	Central Conn. St.	1 3
								238	H	Central Conn. St.	2 3
								268	A	Eastern Ill.	0 3
								280	A	Penn	3 1
286	A	Robert Morris	0 3								
286	H	Robert Morris	3 1								
315	A	St. Francis Brooklyn	2 3								
315	H	St. Francis Brooklyn	3 1								
332	A	Fai rlei gh Di ckin son	3 0								
LAST 10 GAMES											
315	A	St. Francis Brooklyn	2 3	332	A	Fai rlei gh Di ckin son	3 0				
286	A	Robert Morris	0 3	232	A	Sacred Heart	0 3				
167	A	LIU Brooklyn	0 3	315	H	St. Francis Brooklyn	3 1				
238	H	Central Conn. St.	2 3	167	H	LIU Brooklyn	2 3				
204	H	Bryant	2 3	286	H	Robert Morris	3 1				

Non-Div. I Games:

Saint Francis (PA)

Average RPI Win: 276		WON-LOST RECORD		WINNING PCT. RANK		LAST 10 GAMES		STRENGTH OF SCHEDULE		OPP. STRENGTH OF SCHEDULE		TEAM RPI		ADJ RPI		CONF. RPI		ADJ CONF. RPI	
DIV. I ONLY		5- 22		.18519 320		3-7		201		253		297		.40233 298		23		23	
DIV. I NON-CONF.		2- 11		.15385 296		1-0		92		230		267		.43308 265		22		23	
TOTALS		RPI 1-25		RPI 26-50		W-L RECORDS		RPI 51-100		RPI 101-150		RPI 150+							
5- 22		0- 1		0- 0		OVERALL		0- 5		0- 3		5- 13							
2- 5		0- 0		0- 0		HOME		0- 1		0- 0		2- 4							
2- 10		0- 1		0- 0		AWAY		0- 3		0- 1		2- 5							
1- 7		0- 0		0- 0		NEUTRAL		0- 1		0- 2		1- 4							
2- 11		0- 1		0- 0		NON-CONFERENCE		0- 2		0- 2		2- 6							
0- 1		0- 0		0- 0		HOME		0- 0		0- 0		0- 1							
1- 3		0- 1		0- 0		AWAY		0- 1		0- 0		1- 1							
1- 7		0- 0		0- 0		NEUTRAL		0- 1		0- 2		1- 4							
3- 11		0- 0		0- 0		CONFERENCE		0- 3		0- 1		3- 7							
2- 4		0- 0		0- 0		HOME		0- 1		0- 0		2- 3							
1- 7		0- 0		0- 0		AWAY		0- 2		0- 1		1- 4							
0- 0		0- 0		0- 0		NEUTRAL		0- 0		0- 0		0- 0							
RPI	S	Opponent		Score		RPI	S	Opponent		Score		RPI	S	Opponent		Score			
21	A	Florida		1 3								107	N	Stony Brook		2 3			
								66 N High Point		1 3		116	A	Lipscomb		0 3			
								83 A FGCU		0 3		146	N	FIU		2 3			
								83 H FGCU		0 3		152	N	San Jose St.		0 3			
								87 A Kennesaw St.		0 3		188	A	Stetson		1 3			
								99 A South Fla.		2 3		188	H	Stetson		3 2			
												195	A	Liberty		0 3			
												195	H	Liberty		0 3			
												202	A	Mercer		1 3			
												214	N	Army West Point		1 3			
												215	N	UT Martin		1 3			
												217	H	North Dakota		1 3			
												255	N	Presbyter ian		0 3			
												258	A	North Florida		0 3			
												258	H	North Florida		0 3			
												273	N	Alabama A&M		3 0			
												281	A	Bethune-Cookman		3 0			
												308	A	North Ala.		0 3			
												308	H	North Ala.		3 0			
												328	A	NJIT		3 2			
												328	H	NJIT		2 3			
						LAST 10 GAMES													
						308	A	North Ala.		0 3		195	A	Liberty		0 3			
						328	A	NJIT		3 2		188	H	Stetson		3 2			
						281	A	Bethune-Cookman		3 0		116	A	Lipscomb		0 3			
						258	H	North Florida		0 3		87	A	Kennesaw St.		0 3			
						83	A	FGCU		0 3		328	H	NJIT		2 3			

Non-Div. I Games:

Jacksonville

Average RPI Win:		303	WON-LOST RECORD		WINNING PCT. RANK		LAST 10 GAMES		STRENGTH OF SCHEDULE		OPP. STRENGTH OF SCHEDULE		TEAM RPI		ADJ RPI		CONF. RPI		ADJ CONF. RPI	
DIV. I ONLY			6- 19		.24 295		2-8		257		275		299		.3989 299		25		25	
DIV. I NON-CONF.			3- 8		.27273 266		0		147		303		269		.43126 268		24		24	
TOTALS		RPI 1-25		RPI 26-50		W-L RECORDS		RPI 51-100		RPI 101-150		RPI 150+								
6- 19		0- 0		0- 1		OVERALL		0- 1		0- 5		6- 12								
6- 4		0- 0		0- 1		HOME		0- 0		0- 1		6- 2								
0- 12		0- 0		0- 0		AWAY		0- 1		0- 2		0- 9								
0- 3		0- 0		0- 0		NEUTRAL		0- 0		0- 2		0- 1								
3- 8		0- 0		0- 0		NON-CONFERENCE		0- 1		0- 4		3- 3								
3- 1		0- 0		0- 0		HOME		0- 0		0- 0		3- 1								
0- 4		0- 0		0- 0		AWAY		0- 1		0- 2		0- 1								
0- 3		0- 0		0- 0		NEUTRAL		0- 0		0- 2		0- 1								
3- 11		0- 0		0- 1		CONFERENCE		0- 0		0- 1		3- 9								
3- 3		0- 0		0- 1		HOME		0- 0		0- 1		3- 1								
0- 8		0- 0		0- 0		AWAY		0- 0		0- 0		0- 8								
0- 0		0- 0		0- 0		NEUTRAL		0- 0		0- 0		0- 0								
RPI	S	Opponent	Score	RPI	S	Opponent	Score	RPI	S	Opponent	Score	RPI	S	Opponent	Score					
				44	H	SFA	0 3	63	A	Loyol a Marymount	1 3	108	H	Central Ark.	0 3					
												120	N	Little Rock	0 3					
												137	A	Long Beach St.	1 3					
												141	N	Cornell I	0 3					
												148	A	Houston	1 3					
												155	A	Sam Houston St.	0 3					
												178	H	Howard	1 3					
												185	A	Houston Baptist	2 3					
												187	A	Northwestern St.	0 3					
												190	A	Abilene Christian	0 3					
												202	N	Mercer	1 3					
												229	A	A&M-Corpus Christi	2 3					
												242	A	McNeese	0 3					
												242	H	McNeese	1 3					
												245	A	Jacksonville St.	0 3					
												267	A	Incarnate Word	0 3					
												267	H	Incarnate Word	3 1					
												270	H	New Orleans	3 2					
												314	H	Texas Southern	3 1					
												316	H	Nicholls St.	3 2					
												318	A	Southeastern La.	1 3					
												319	H	Southern U.	3 1					
												329	H	Prairie View	3 0					
				LAST 10 GAMES																
				267	A	Incarnate Word	0 3	229	A	A&M-Corpus Christi	2 3									
				242	A	McNeese	0 3	187	A	Northwestern St.	0 3									
				44	H	SFA	0 3	318	A	Southeastern La.	1 3									
				108	H	Central Ark.	0 3	270	H	New Orleans	3 2									
				185	A	Houston Baptist	2 3	316	H	Nicholls St.	3 2									

Non-Div. I Games:

Lamar University

Average RPI Win:		287	WON-LOST RECORD		WINNING PCT. RANK		LAST 10 GAMES		STRENGTH OF SCHEDULE		OPP. STRENGTH OF SCHEDULE		TEAM RPI		ADJ RPI		CONF. RPI		ADJ CONF. RPI	
DIV. I ONLY			11- 17		.39286 229		4-6		323		271		301		.39599 300		27		27	
DIV. I NON-CONF.			6- 8		.42857 214		0		332		255		303		.38825 303		26		26	
TOTALS		RPI 1-25		RPI 26-50		W-L RECORDS		RPI 51-100		RPI 101-150		RPI 150+								
11- 17		0- 0		0- 0		OVERALL		0- 1		0- 1		11- 15								
6- 5		0- 0		0- 0		HOME		0- 0		0- 0		6- 5								
3- 8		0- 0		0- 0		AWAY		0- 1		0- 1		3- 6								
2- 4		0- 0		0- 0		NEUTRAL		0- 0		0- 0		2- 4								
6- 8		0- 0		0- 0		NON-CONFERENCE		0- 0		0- 0		6- 8								
3- 2		0- 0		0- 0		HOME		0- 0		0- 0		3- 2								
1- 2		0- 0		0- 0		AWAY		0- 0		0- 0		1- 2								
2- 4		0- 0		0- 0		NEUTRAL		0- 0		0- 0		2- 4								
5- 9		0- 0		0- 0		CONFERENCE		0- 1		0- 1		5- 7								
3- 3		0- 0		0- 0		HOME		0- 0		0- 0		3- 3								
2- 6		0- 0		0- 0		AWAY		0- 1		0- 1		2- 4								
0- 0		0- 0		0- 0		NEUTRAL		0- 0		0- 0		0- 0								
RPI	S	Opponent	Score	RPI	S	Opponent	Score	RPI	S	Opponent	Score	RPI	S	Opponent	Score					
								64	A	Austin Peay	2	3	121	A	Murray St.	0	3			
								163	A	Memphis	1	3								
								168	N	Idaho St.	0	3								
								193	A	Morehead St.	0	3								
								193	H	Morehead St.	1	3								
								198	A	Southeast Mo. St.	2	3								
								206	H	East Carolina	0	3								
								222	A	Seattle U	0	3								
								226	N	Evansville	2	3								
								229	H	Chattanooga	3	1								
								245	A	Jacksonville St.	1	3								
								251	N	La. -Monroe	0	3								
								257	N	Montana St.	1	3								
								265	H	SIUE	3	0								
								268	H	Eastern Ill.	3	2								
								270	H	New Orleans	2	3								
								283	H	USC Upstate	3	0								
								284	A	Belmont	3	2								
								284	H	Belmont	3	2								
								290	A	Tennessee St.	3	0								
								290	H	Tennessee St.	1	3								
								291	A	Eastern Ky.	2	3								
								291	H	Eastern Ky.	2	3								
								303	H	Hampton	3	0								
								308	N	North Ala.	3	1								
								311	A	Western Ill.	3	1								
								332	N	Fairleigh Dickinson	3	1								
								LAST 10 GAMES												
								284 A Belmont				3	2	121 A Murray St.				0	3	
								290 A Tennessee St.				3	0	268 H Eastern Ill.				3	2	
								291 H Eastern Ky.				2	3	265 H SIUE				3	0	
								193 H Morehead St.				1	3	198 A Southeast Mo. St.				2	3	
								64 A Austin Peay				2	3	245 A Jacksonville St.				1	3	

Non-Div. I Games:

Tennessee Tech

Average RPI Win: 307		WON-LOST	WINNING	LAST 10	STRENGTH OF		OPP. STRENGTH	TEAM	ADJ	CONF.	ADJ CONF.
Average RPI Loss: 233		RECORD	PCT. RANK	GAMES	SCHEDULE		OF SCHEDULE	RPI	RPI	RPI	RPI
DIV. I ONLY		9- 16	.36	240	6-4		305	314	302	.39334	301
DIV. I NON-CONF.		0- 9	0	325	0		290	298	328	.31327	327
TOTALS		RPI 1-25	RPI 26-50		W-L RECORDS		RPI 51-100		RPI 101-150		RPI 150+
9- 16	0- 0	0- 0		OVERALL		0- 0		0- 1		9- 15	
6- 3	0- 0	0- 0		HOME		0- 0		0- 0		6- 3	
3- 7	0- 0	0- 0		AWAY		0- 0		0- 1		3- 6	
0- 6	0- 0	0- 0		NEUTRAL		0- 0		0- 0		0- 6	
0- 9	0- 0	0- 0		NON-CONFERENCE		0- 0		0- 1		0- 8	
0- 0	0- 0	0- 0		HOME		0- 0		0- 0		0- 0	
0- 3	0- 0	0- 0		AWAY		0- 0		0- 1		0- 2	
0- 6	0- 0	0- 0		NEUTRAL		0- 0		0- 0		0- 6	
9- 7	0- 0	0- 0		CONFERENCE		0- 0		0- 0		9- 7	
6- 3	0- 0	0- 0		HOME		0- 0		0- 0		6- 3	
3- 4	0- 0	0- 0		AWAY		0- 0		0- 0		3- 4	
0- 0	0- 0	0- 0		NEUTRAL		0- 0		0- 0		0- 0	
RPI S	Opponent	Score	RPI S	Opponent	Score	RPI S	Opponent	Score	RPI S	Opponent	Score
									119 A	Buffalo	0 3
									179 A	Iona	1 3
									179 H	Iona	0 3
									196 N	Purdue Fort Wayne	1 3
									208 N	Seton Hall	0 3
									234 A	Canisius	0 3
									234 H	Canisius	0 3
									240 A	Kent St.	0 3
									241 N	Brown	1 3
									244 A	Marist	0 3
									244 H	Marist	3 2
									250 A	Rider	0 3
									250 H	Rider	0 3
									261 N	North Dakota St.	0 3
									263 H	Fairfield	3 0
									289 N	Morgan St.	0 3
									294 A	Hartford	0 3
									305 H	Quinnipiac	3 2
									312 N	Bucknell	0 3
									323 A	Saint Peter's	3 2
									323 H	Saint Peter's	3 2
									325 A	Siena	3 1
									325 H	Siena	3 2
									327 A	Manhattan	3 1
									327 H	Manhattan	3 2
LAST 10 GAMES											
						234 A	Canisius	0 3	234 H	Canisius	0 3
						327 H	Manhattan	3 2	250 A	Rider	0 3
						179 H	Iona	0 3	323 A	Saint Peter's	3 2
						325 H	Siena	3 2	263 H	Fairfield	3 0
						244 H	Marist	3 2	305 H	Quinnipiac	3 2


































Non-Div. I Games:

Niagara

Average RPI Win:	317	WON-LOST RECORD	WINNING PCT. RANK	LAST 10 GAMES	STRENGTH OF SCHEDULE	OPP. STRENGTH OF SCHEDULE	TEAM RPI	ADJ RPI	CONF. RPI	ADJ CONF. RPI	
Average RPI Loss:	148										
DIV. I ONLY	6- 19	.24	295	0-10	283	209	303	.39331	302	9	9
DIV. I NON-CONF.	6- 7	.46154	191	0-1	329	304	297	.39058	302	10	10
<hr/>											
TOTALS	RPI 1-25	RPI 26-50		W-L RECORDS	RPI 51-100		RPI 101-150		RPI 150+		
6- 19	0- 1	0- 0		OVERALL	0- 5		0- 6		6- 7		
2- 9	0- 1	0- 0		HOME	0- 3		0- 2		2- 3		
2- 8	0- 0	0- 0		AWAY	0- 2		0- 4		2- 2		
2- 2	0- 0	0- 0		NEUTRAL	0- 0		0- 0		2- 2		
6- 7	0- 0	0- 0		NON-CONFERENCE	0- 0		0- 3		6- 4		
2- 3	0- 0	0- 0		HOME	0- 0		0- 1		2- 2		
2- 2	0- 0	0- 0		AWAY	0- 0		0- 2		2- 0		
2- 2	0- 0	0- 0		NEUTRAL	0- 0		0- 0		2- 2		
0- 12	0- 1	0- 0		CONFERENCE	0- 5		0- 3		0- 3		
0- 6	0- 1	0- 0		HOME	0- 3		0- 1		0- 1		
0- 6	0- 0	0- 0		AWAY	0- 2		0- 2		0- 2		
0- 0	0- 0	0- 0		NEUTRAL	0- 0		0- 0		0- 0		
RPI	S	Opponent	Score	RPI	S	Opponent	Score	RPI	S	Opponent	Score
22	H	Cal Poly	0 3					112	A	UNLV	0 3
						55 A Hawai i	0 3	126	A	UC Davi s	0 3
						55 H Hawai i	0 3	126	H	UC Davi s	0 3
						80 A UC Irvine	0 3	131	A	CSU Bakersfi el d	0 3
						80 H UC Irvine	0 3	136	H	Idaho	1 3
						93 H UC Santa Barbara	0 3	137	A	Long Beach St.	0 3
								170	A	CSUN	0 3
								181	H	San Franci sco	0 3
								243	H	Akron	2 3
								254	A	UC Ri versi de	2 3
								254	H	UC Ri versi de	0 3
								262	N	Fordham	0 3
								288	H	Montana	3 0
								291	N	Eastern Ky.	2 3
								312	N	Bucknel l	3 0
								315	A	St. Franci s Brookl yn	3 0
								324	H	UMass Lowell l	3 0
								327	A	Manhattan	3 0
								334	N	Del aware St.	3 0
				LAST 10 GAMES							
				312 N Bucknel l	3 0	137 A Long Beach St.	0 3				
				80 H UC Irvine	0 3	126 A UC Davi s	0 3				
				126 H UC Davi s	0 3	80 A UC Irvine	0 3				
				254 A UC Ri versi de	2 3	254 H UC Ri versi de	0 3				
				55 H Hawai i	0 3	55 A Hawai i	0 3				

Non-Div. I Games:

Cal St. Fullerton

Average RPI Win: 291		WON-LOST	WINNING	LAST 10	STRENGTH OF		OPP. STRENGTH	TEAM	ADJ	CONF.	ADJ CONF.
Average RPI Loss: 221		RECORD	PCT. RANK	GAMES	SCHEDULE		OF SCHEDULE	RPI	RPI	RPI	RPI
DIV. I ONLY		8- 17	.32	264	2-8		290	312	300	.39087	303
DIV. I NON-CONF.		6- 5	.54545	159	1-0		310	336	279	.41724	283
TOTALS		RPI 1-25	RPI 26-50		W-L RECORDS		RPI 51-100		RPI 101-150		RPI 150+
8- 17	0- 0	0- 0		OVERALL		0- 1		0- 3		8- 13	
3- 3	0- 0	0- 0		HOME		0- 1		0- 0		3- 2	
1- 11	0- 0	0- 0		AWAY		0- 0		0- 1		1- 10	
4- 3	0- 0	0- 0		NEUTRAL		0- 0		0- 2		4- 1	
6- 5	0- 0	0- 0		NON-CONFERENCE		0- 0		0- 1		6- 4	
1- 0	0- 0	0- 0		HOME		0- 0		0- 0		1- 0	
1- 3	0- 0	0- 0		AWAY		0- 0		0- 0		1- 3	
4- 2	0- 0	0- 0		NEUTRAL		0- 0		0- 1		4- 1	
2- 12	0- 0	0- 0		CONFERENCE		0- 1		0- 2		2- 9	
2- 3	0- 0	0- 0		HOME		0- 1		0- 0		2- 2	
0- 8	0- 0	0- 0		AWAY		0- 0		0- 1		0- 7	
0- 1	0- 0	0- 0		NEUTRAL		0- 0		0- 1		0- 0	
RPI S Opponent	Score	RPI S Opponent	Score	RPI S Opponent	Score	RPI S Opponent	Score	RPI S Opponent	Score	RPI S Opponent	Score
						66 H High Point	0 	105 A Radford	0 		
								105 N Radford	0 		
								117 N Bradley	0 		
								192 A Winthrop	1 		
								193 A Morehead St.	0 		
								206 N East Carolina	3 	2	
								231 A UNC Asheville	1 		
								231 H UNC Asheville	3 	1	
								235 A Campbell	1 		
								235 H Campbell	1 		
								252 A Charleston So.	1 		
								255 A Presbyterian	1 		
								270 N New Orleans	3 	2	
								283 A USC Upstate	0 		
								283 H USC Upstate	1 		
								287 A UMES	1 		
								300 A Tennessee Tech	0 		
								310 A Gardner-Webb	1 		
								310 H Gardner-Webb	3 	2	
								315 N St. Francis Brooklyn	3 	2	
								315 N St. Francis Brooklyn	1 		
								330 A Norfolk St.	3 	1	
								330 H Norfolk St.	3 	0	
								336 N South Carolina St.	3 	0	
LAST 10 GAMES											
315 N St. Francis Brooklyn	3	2		235 A Campbell	1						
283 A USC Upstate	0			310 H Gardner-Webb	3		2				
231 A UNC Asheville	1			66 H High Point	0						
330 H Norfolk St.	3	0		235 H Campbell	1						
105 N Radford	0			192 A Winthrop	1						

Non-Div. I Games:

Hampton

Average RPI Win:	280	WON-LOST RECORD	WINNING PCT. RANK	LAST 10 GAMES	STRENGTH OF SCHEDULE	OPP. STRENGTH OF SCHEDULE	TEAM RPI	ADJ RPI	CONF. RPI	ADJ CONF. RPI		
DIV. I ONLY		8- 18	.30769	269	0-10	304	282	304	.38822	304	22	22
DIV. I NON-CONF.		8- 4	.66667	84	0	326	312	243	.44749	245	21	21
<hr/>												
TOTALS	RPI 1-25	RPI 26-50		W-L RECORDS		RPI 51-100		RPI 101-150		RPI 150+		
8- 18	0- 0	0- 0		OVERALL		0- 0		0- 6		8- 12		
0- 6	0- 0	0- 0		HOME		0- 0		0- 3		0- 3		
1- 11	0- 0	0- 0		AWAY		0- 0		0- 3		1- 8		
7- 1	0- 0	0- 0		NEUTRAL		0- 0		0- 0		7- 1		
<hr/>												
8- 4	0- 0	0- 0		NON-CONFERENCE		0- 0		0- 0		8- 4		
0- 0	0- 0	0- 0		HOME		0- 0		0- 0		0- 0		
1- 3	0- 0	0- 0		AWAY		0- 0		0- 0		1- 3		
7- 1	0- 0	0- 0		NEUTRAL		0- 0		0- 0		7- 1		
<hr/>												
0- 14	0- 0	0- 0		CONFERENCE		0- 0		0- 6		0- 8		
0- 6	0- 0	0- 0		HOME		0- 0		0- 3		0- 3		
0- 8	0- 0	0- 0		AWAY		0- 0		0- 3		0- 5		
0- 0	0- 0	0- 0		NEUTRAL		0- 0		0- 0		0- 0		
<hr/>												
RPI	S	Opponent	Score	RPI	S	Opponent	Score	RPI	S	Opponent	Score	
								133	A	Weber St.	0	3
								133	H	Weber St.	0	3
								136	A	Idaho	0	3
								136	H	Idaho	0	3
								149	A	Northern Colo.	0	3
								149	H	Northern Colo.	1	3
								168	A	Idaho St.	0	3
								168	H	Idaho St.	0	3
								169	N	Charlotte	3	1
								175	A	Sacramento St.	0	3
								175	H	Sacramento St.	0	3
								206	A	East Carolina	0	3
								217	A	North Dakota	0	3
								228	N	Western Caro.	1	3
								243	N	Akron	3	1
								254	A	UC Riverside	3	2
								257	A	Montana St.	2	3
								267	A	Incarnate Word	1	3
								288	A	Montana	1	3
								293	A	Portland St.	1	3
								293	H	Portland St.	2	3
								306	N	Louisiana Tech	3	1
								306	N	Louisiana Tech	3	1
								310	N	Gardner-Webb	3	0
324	N	UMass Lowell	3	0								
331	N	Alcorn	3	0								
<hr/>												
LAST 10 GAMES												
254	A	UC Riverside	3	2	149	H	Northern Colo.	1	3			
293	A	Portland St.	1	3	136	A	Idaho	0	3			
175	A	Sacramento St.	0	3	257	A	Montana St.	2	3			
168	H	Idaho St.	0	3	288	A	Montana	1	3			
133	H	Weber St.	0	3	175	H	Sacramento St.	0	3			

Non-Div. I Games:

Eastern Wash.

Average RPI Win: 315		WON-LOST	WINNING	LAST 10	STRENGTH OF		OPP. STRENGTH	TEAM	ADJ	CONF.	ADJ CONF.
Average RPI Loss: 216		RECORD	PCT. RANK	GAMES	SCHEDULE		OF SCHEDULE	RPI	RPI	RPI	RPI
DIV. I ONLY		7- 19	.26923	284	4-6		285	308	305	.38669	305
DIV. I NON-CONF.		1- 9	.1	310	0		168	252	302	.39061	301
TOTALS		RPI 1-25	RPI 26-50		W-L RECORDS		RPI 51-100		RPI 101-150		RPI 150+
7- 19	0- 0	0- 0		OVERALL		0- 2		0- 1		7- 16	
4- 5	0- 0	0- 0		HOME		0- 0		0- 0		4- 5	
2- 11	0- 0	0- 0		AWAY		0- 1		0- 1		2- 9	
1- 3	0- 0	0- 0		NEUTRAL		0- 1		0- 0		1- 2	
1- 9	0- 0	0- 0		NON-CONFERENCE		0- 2		0- 1		1- 6	
0- 2	0- 0	0- 0		HOME		0- 0		0- 0		0- 2	
0- 4	0- 0	0- 0		AWAY		0- 1		0- 1		0- 2	
1- 3	0- 0	0- 0		NEUTRAL		0- 1		0- 0		1- 2	
6- 10	0- 0	0- 0		CONFERENCE		0- 0		0- 0		6- 10	
4- 3	0- 0	0- 0		HOME		0- 0		0- 0		4- 3	
2- 7	0- 0	0- 0		AWAY		0- 0		0- 0		2- 7	
0- 0	0- 0	0- 0		NEUTRAL		0- 0		0- 0		0- 0	
RPI S	Opponent	Score	RPI S	Opponent	Score	RPI S	Opponent	Score	RPI S	Opponent	Score
						61 A	Yale	0 3	147 A	UConn	0 3
						72 N	UTSA	0 3	179 A	Iona	1 3
									179 H	Iona	1 3
									181 N	San Francisco	0 3
									204 A	Bryant	1 3
									214 A	Army West Point	1 3
									232 H	Sacred Heart	1 3
									234 A	Canisius	0 3
									238 H	Central Conn. St.	0 3
									244 A	Marist	1 3
									244 H	Marist	1 3
									250 A	Rider	0 3
									250 H	Rider	1 3
									263 A	Fairfield	2 3
									263 H	Fairfield	3 2
									285 N	Middle Tenn.	2 3
									301 A	Niagara	2 3
									317 N	Coppin St.	3 0
									323 A	Saint Peter's	3 2
									323 H	Saint Peter's	3 0
									325 A	Siena	3 0
									325 H	Siena	3 1
									327 A	Manhattan	1 3
									327 H	Manhattan	3 0
LAST 10 GAMES											
						263 A	Fairfield	2 3	323 H	Saint Peter's	3 0
						325 H	Siena	3 1	325 A	Siena	3 0
						244 H	Marist	1 3	179 A	Iona	1 3
						263 H	Fairfield	3 2	327 A	Manhattan	1 3
						250 H	Rider	1 3	244 A	Marist	1 3

Non-Div. I Games:

Qui nni pi ac

Average RPI Win: 296		WON-LOST RECORD		WINNING PCT. RANK		LAST 10 GAMES		STRENGTH OF SCHEDULE		OPP. STRENGTH OF SCHEDULE		TEAM RPI		ADJ RPI		CONF. RPI		ADJ CONF. RPI	
DIV. I ONLY		6- 21		.22222 301		0-10		289		234		307		.38656 306		14		14	
DIV. I NON-CONF.		5- 10		.33333 247		0		315		293		305		.38058 307		13		13	
TOTALS		RPI 1-25		RPI 26-50		W-L RECORDS		RPI 51-100		RPI 101-150		RPI 150+							
6- 21		0- 0		0- 1		OVERALL		0- 3		0- 3		6- 14							
2- 5		0- 0		0- 0		HOME		0- 1		0- 1		2- 3							
1- 10		0- 0		0- 1		AWAY		0- 1		0- 2		1- 6							
3- 6		0- 0		0- 0		NEUTRAL		0- 1		0- 0		3- 5							
5- 10		0- 0		0- 0		NON-CONFERENCE		0- 1		0- 0		5- 9							
1- 1		0- 0		0- 0		HOME		0- 0		0- 0		1- 1							
1- 3		0- 0		0- 0		AWAY		0- 0		0- 0		1- 3							
3- 6		0- 0		0- 0		NEUTRAL		0- 1		0- 0		3- 5							
1- 11		0- 0		0- 1		CONFERENCE		0- 2		0- 3		1- 5							
1- 4		0- 0		0- 0		HOME		0- 1		0- 1		1- 2							
0- 7		0- 0		0- 1		AWAY		0- 1		0- 2		0- 3							
0- 0		0- 0		0- 0		NEUTRAL		0- 0		0- 0		0- 0							
RPI	S	Opponent	Score	RPI	S	Opponent	Score	RPI	S	Opponent	Score	RPI	S	Opponent	Score				
				31	A	Rice	0 3	72	H	UTSA	1 3	138	A	North Texas	0 3				
								85	N	UTRGV	0 3	138	H	North Texas	2 3				
								86	A	Fla. Atlantic	1 3	146	A	FIU	0 3				
												154	N	Northern Ky.	0 3				
												159	A	Southern Miss.	0 3				
												169	A	Charlotte	0 3				
												173	A	UAB	2 3				
												180	A	South Alabama	1 3				
												185	A	Houston Baptist	0 3				
												216	H	Marshall	0 3				
												217	A	North Dakota	0 3				
												228	N	Western Caro.	0 3				
												239	N	Mississippi St.	0 3				
												249	H	UTEP	1 3				
												251	H	La. -Monroe	2 3				
												256	N	Oral Roberts	3 2				
												265	A	SIUE	3 1				
												285	H	Middle Tenn.	3 1				
												304	N	Eastern Wash.	1 3				
												304	N	Eastern Wash.	1 3				
												318	N	Southeastern La.	3 0				
												321	H	Jackson St.	3 1				
												329	N	Prairie View	3 0				
LAST 10 GAMES																			

Non-Div. I Games:

Loui si ana Tech

Average RPI Win: 313		WON-LOST	WINNING	LAST 10	STRENGTH OF		OPP. STRENGTH	TEAM	ADJ	CONF.	ADJ CONF.
Average RPI Loss: 258		RECORD	PCT. RANK	GAMES	SCHEDULE		OF SCHEDULE	RPI	RPI	RPI	RPI
DIV. I ONLY		11- 11	.5	163	6-4		331	335	306	.38246	307
DIV. I NON-CONF.		3- 5	.375	239	0		272	325	284	.41296	286
TOTALS		RPI 1-25	RPI 26-50		W-L RECORDS		RPI 51-100		RPI 101-150		RPI 150+
11- 11	0- 0	0- 0		OVERALL		0- 0		0- 0		11- 11	
4- 4	0- 0	0- 0		HOME		0- 0		0- 0		4- 4	
2- 7	0- 0	0- 0		AWAY		0- 0		0- 0		2- 7	
5- 0	0- 0	0- 0		NEUTRAL		0- 0		0- 0		5- 0	
3- 5	0- 0	0- 0		NON-CONFERENCE		0- 0		0- 0		3- 5	
0- 2	0- 0	0- 0		HOME		0- 0		0- 0		0- 2	
0- 3	0- 0	0- 0		AWAY		0- 0		0- 0		0- 3	
3- 0	0- 0	0- 0		NEUTRAL		0- 0		0- 0		3- 0	
8- 6	0- 0	0- 0		CONFERENCE		0- 0		0- 0		8- 6	
4- 2	0- 0	0- 0		HOME		0- 0		0- 0		4- 2	
2- 4	0- 0	0- 0		AWAY		0- 0		0- 0		2- 4	
2- 0	0- 0	0- 0		NEUTRAL		0- 0		0- 0		2- 0	
RPI S Opponent	Score	RPI S Opponent	Score	RPI S Opponent	Score	RPI S Opponent	Score	RPI S Opponent	Score		
								178 A Howard	0	3	
								192 H Winthrop	0	3	
								211 A UNC Greensboro	0	3	
								220 A Elon	0	3	
								266 N Alabama St.	3	1	
								272 A Florida A&M	0	3	
								272 H Florida A&M	1	3	
								273 N Alabama A&M	3	1	
								281 A Bethune-Cookman	0	3	
								281 H Bethune-Cookman	3	0	
								283 A USC Upstate	0	3	
								289 A Morgan St.	1	3	
								310 H Gardner-Webb	1	3	
								317 A Coppin St.	3	1	
								321 N Jackson St.	3	1	
								322 H N. C. Central	3	1	
								330 N Norfolk St.	3	1	
								333 A Savannah St.	3	1	
								333 H Savannah St.	3	0	
								334 H Delaware St.	1	3	
								336 H South Carolina St.	3	1	
								336 N South Carolina St.	3	0	
LAST 10 GAMES											
				333 H Savannah St.	3	0		333 A Savannah St.	3	1	
				336 H South Carolina St.	3	1		336 N South Carolina St.	3	0	
				281 A Bethune-Cookman	0	3		281 H Bethune-Cookman	3	0	
				272 A Florida A&M	0	3		272 H Florida A&M	1	3	
				322 H N. C. Central	3	1		178 A Howard	0	3	

Non-Div. I Games:

N. C. A&T

Average RPI Win: 273		WON-LOST RECORD		WINNING PCT. RANK		LAST 10 GAMES		STRENGTH OF SCHEDULE		OPP. STRENGTH OF SCHEDULE		TEAM RPI		ADJ RPI		CONF. RPI		ADJ CONF. RPI	
DIV. I ONLY		3- 20		.13043 328		1-9		224		269		308		.38206 308		23		23	
DIV. I NON-CONF.		2- 7		.22222 282		0		252		279		301		.39093 300		22		23	
TOTALS		RPI 1-25		RPI 26-50		W-L RECORDS		RPI 51-100		RPI 101-150		RPI 150+							
3- 20		0- 0		0- 0		OVERALL		0- 4		0- 3		3- 13							
1- 6		0- 0		0- 0		HOME		0- 2		0- 1		1- 3							
0- 11		0- 0		0- 0		AWAY		0- 2		0- 1		0- 8							
2- 3		0- 0		0- 0		NEUTRAL		0- 0		0- 1		2- 2							
2- 7		0- 0		0- 0		NON-CONFERENCE		0- 0		0- 1		2- 6							
0- 0		0- 0		0- 0		HOME		0- 0		0- 0		0- 0							
0- 4		0- 0		0- 0		AWAY		0- 0		0- 0		0- 4							
2- 3		0- 0		0- 0		NEUTRAL		0- 0		0- 1		2- 2							
1- 13		0- 0		0- 0		CONFERENCE		0- 4		0- 2		1- 7							
1- 6		0- 0		0- 0		HOME		0- 2		0- 1		1- 3							
0- 7		0- 0		0- 0		AWAY		0- 2		0- 1		0- 4							
0- 0		0- 0		0- 0		NEUTRAL		0- 0		0- 0		0- 0							
RPI	S	Opponent	Score	RPI	S	Opponent	Score	RPI	S	Opponent	Score	RPI	S	Opponent	Score				
								83	A	FGCU	0			116	A	Lipscomb	0		
								83	H	FGCU	0			116	H	Lipscomb	1		
								87	A	Kennesaw St.	1			120	N	Little Rock	0		
								87	H	Kennesaw St.	0			163	A	Memphis	0		
														188	A	Stetson	0		
														188	H	Stetson	1		
														195	A	Liberty	0		
														195	H	Liberty	1		
														202	N	Mercer	2		
														229	A	Chattanooga	2		
														231	N	UNC Asheville	3		
														245	A	Jacksonville St.	0		
														251	A	La. -Monroe	0		
														258	H	North Florida	2		
														290	N	Tennessee St.	3		
														298	A	Jacksonville	0		
														298	H	Jacksonville	3		
														300	N	Tennessee Tech	1		
														328	A	NJIT	0		
LAST 10 GAMES																			

Non-Div. I Games:

North Ala.

Average RPI Win:		319	WON-LOST RECORD		WINNING PCT. RANK		LAST 10 GAMES		STRENGTH OF SCHEDULE		OPP. STRENGTH OF SCHEDULE		TEAM RPI		ADJ RPI		CONF. RPI		ADJ CONF. RPI	
DIV. I ONLY			5- 18		.21739 305		3-7		288		284		309		.38058 309		28		28	
DIV. I NON-CONF.			2- 11		.15385 296		0		236		250		304		.38577 304		28		28	
TOTALS		RPI 1-25		RPI 26-50		W-L RECORDS		RPI 51-100		RPI 101-150		RPI 150+								
5- 18		0- 0		0- 0		OVERALL		0- 2		0- 4		5- 12								
1- 3		0- 0		0- 0		HOME		0- 0		0- 0		1- 3								
3- 8		0- 0		0- 0		AWAY		0- 1		0- 3		3- 4								
1- 7		0- 0		0- 0		NEUTRAL		0- 1		0- 1		1- 5								
2- 11		0- 0		0- 0		NON-CONFERENCE		0- 2		0- 3		2- 6								
0- 0		0- 0		0- 0		HOME		0- 0		0- 0		0- 0								
1- 4		0- 0		0- 0		AWAY		0- 1		0- 2		1- 1								
1- 7		0- 0		0- 0		NEUTRAL		0- 1		0- 1		1- 5								
3- 7		0- 0		0- 0		CONFERENCE		0- 0		0- 1		3- 6								
1- 3		0- 0		0- 0		HOME		0- 0		0- 0		1- 3								
2- 4		0- 0		0- 0		AWAY		0- 0		0- 1		2- 3								
0- 0		0- 0		0- 0		NEUTRAL		0- 0		0- 0		0- 0								
RPI	S	Opponent		Score		RPI	S	Opponent		Score		RPI	S	Opponent		Score				

Non-Div. I Games:

Binghamton

Average RPI Win: 307		WON-LOST	WINNING	LAST 10	STRENGTH OF		OPP. STRENGTH	TEAM	ADJ	CONF.	ADJ CONF.
Average RPI Loss: 223		RECORD	PCT. RANK	GAMES	SCHEDULE		OF SCHEDULE	RPI	RPI	RPI	RPI
DIV. I ONLY		7- 20	.25926	289	1-9		294	302	310	.37741	310
DIV. I NON-CONF.		6- 7	.46154	191	0		302	324	286	.4126	287
TOTALS		RPI 1-25	RPI 26-50		W-L RECORDS		RPI 51-100		RPI 101-150		RPI 150+
7- 20	0- 0	0- 0		OVERALL		0- 1		0- 2		7- 17	
2- 6	0- 0	0- 0		HOME		0- 0		0- 0		2- 6	
2- 10	0- 0	0- 0		AWAY		0- 1		0- 2		2- 7	
3- 4	0- 0	0- 0		NEUTRAL		0- 0		0- 0		3- 4	
6- 7	0- 0	0- 0		NON-CONFERENCE		0- 0		0- 1		6- 6	
1- 0	0- 0	0- 0		HOME		0- 0		0- 0		1- 0	
2- 3	0- 0	0- 0		AWAY		0- 0		0- 1		2- 2	
3- 4	0- 0	0- 0		NEUTRAL		0- 0		0- 0		3- 4	
1- 13	0- 0	0- 0		CONFERENCE		0- 1		0- 1		1- 11	
1- 6	0- 0	0- 0		HOME		0- 0		0- 0		1- 6	
0- 7	0- 0	0- 0		AWAY		0- 1		0- 1		0- 5	
0- 0	0- 0	0- 0		NEUTRAL		0- 0		0- 0		0- 0	
RPI S	Opponent	Score	RPI S	Opponent	Score	RPI S	Opponent	Score	RPI S	Opponent	Score
						66 A	High Point	0 3	105 A	Radford	0 3
									135 A	Wofford	0 3
									169 N	Charlotte	0 3
									192 H	Winthrop	1 3
									206 A	East Carolina	0 3
									220 A	Elon	1 3
									226 N	Evansville	2 3
									231 A	UNC Asheville	0 3
									231 H	UNC Asheville	0 3
									235 H	Campbell	0 3
									252 A	Charleston So.	1 3
									252 H	Charleston So.	1 3
									255 A	Presbyterian	1 3
									255 H	Presbyterian	2 3
									266 N	Alabama St.	1 3
									273 N	Alabama A&M	3 2
									283 A	USC Upstate	0 3
									283 H	USC Upstate	1 3
									285 A	Middle Tenn.	3 2
									303 A	Hampton	2 3
									303 H	Hampton	3 1
									304 N	Eastern Wash.	0 3
									307 A	N.C. A&T	3 1
									321 N	Jackson St.	3 2
									322 N	N.C. Central	3 1
									336 H	South Carolina St.	3 0
LAST 10 GAMES											
						252 A	Charleston So.	1 3	105 A	Radford	0 3
						255 A	Presbyterian	1 3	235 H	Campbell	0 3
						231 H	UNC Asheville	0 3	303 H	Hampton	3 1
						283 H	USC Upstate	1 3	283 A	USC Upstate	0 3
						303 A	Hampton	2 3	231 A	UNC Asheville	0 3

Non-Div. I Games:

Gardner-Webb

Average RPI Win: 297		WON-LOST	WINNING	LAST 10	STRENGTH OF		OPP. STRENGTH	TEAM	ADJ	CONF.	ADJ CONF.
Average RPI Loss: 188		RECORD	PCT. RANK	GAMES	SCHEDULE		OF SCHEDULE	RPI	RPI	RPI	RPI
DIV. I ONLY		2- 24	.07692 331	1-9	235		261	316	.3717 311	21	21
DIV. I NON-CONF.		1- 12	.07692 317	0	188		266	311	.37632 312	20	20
TOTALS		RPI 1-25	RPI 26-50	W-L RECORDS	RPI 51-100		RPI 101-150		RPI 150+		
2- 24	0- 0		0- 1	OVERALL	0- 2		0- 6		2- 15		
1- 8	0- 0		0- 0	HOME	0- 0		0- 1		1- 7		
1- 10	0- 0		0- 1	AWAY	0- 2		0- 3		1- 4		
0- 6	0- 0		0- 0	NEUTRAL	0- 0		0- 2		0- 4		
1- 12	0- 0		0- 0	NON-CONFERENCE	0- 2		0- 3		1- 7		
1- 3	0- 0		0- 0	HOME	0- 0		0- 0		1- 3		
0- 3	0- 0		0- 0	AWAY	0- 2		0- 1		0- 0		
0- 6	0- 0		0- 0	NEUTRAL	0- 0		0- 2		0- 4		
1- 12	0- 0		0- 1	CONFERENCE	0- 0		0- 3		1- 8		
0- 5	0- 0		0- 0	HOME	0- 0		0- 1		0- 4		
1- 7	0- 0		0- 1	AWAY	0- 0		0- 2		1- 4		
0- 0	0- 0		0- 0	NEUTRAL	0- 0		0- 0		0- 0		
RPI S Opponent	Score	RPI S Opponent	Score	RPI S Opponent	Score	RPI S Opponent	Score	RPI S Opponent	Score		
		46 A Denver	0 3	68 A Val parai so	0 3	117 A Bradley	1 3	129 N West Vi rgi ni a	0 3		
				83 A FGCU	0 3	134 A South Dakota	0 3	134 H South Dakota	0 3		
						141 N Cornel l	0 3	150 A Omaha	0 3		
						196 A Purdue Fort Wayne	1 3	196 H Purdue Fort Wayne	1 3		
						198 H Southeast Mo. St.	2 3	199 N Albany (NY)	0 3		
						212 N Wright St.	0 3	217 A North Dakota	1 3		
						217 H North Dakota	2 3	226 H Evansvi lle	2 3		
						236 N George Washi ngton	2 3	256 A Oral Roberts	0 3		
						256 H Oral Roberts	1 3	261 A North Dakota St.	3 1		
						261 H North Dakota St.	1 3	264 N Tol edo	0 3		
						276 A South Dakota St.	2 3	300 H Tennessee Tech	1 3		
						332 H Fai rlei gh Di cki nson	3 0				
LAST 10 GAMES											
261 A North Dakota St.	3 1	46 A Denver	0 3	276 A South Dakota St.	2 3	256 H Oral Roberts	1 3	261 H North Dakota St.	1 3		
217 A North Dakota	1 3	256 A Oral Roberts	0 3	261 H North Dakota St.	1 3	134 A South Dakota	0 3				
256 A Oral Roberts	0 3	196 H Purdue Fort Wayne	1 3								

Non-Div. I Games:

Western III.

Average RPI Win:		322	WON-LOST RECORD		WINNING PCT. RANK		LAST 10 GAMES		STRENGTH OF SCHEDULE		OPP. STRENGTH OF SCHEDULE		TEAM RPI		ADJ RPI		CONF. RPI		ADJ CONF. RPI	
Average RPI Loss:		206	7- 18		.28 278		2-8		317		296		315		.36798 312		24		24	
DIV. I ONLY			5- 6		.45455 203		0		336		330		319		.34841 319		25		25	
DIV. I NON-CONF.																				
TOTALS		RPI 1-25		RPI 26-50		W-L RECORDS		RPI 51-100		RPI 101-150		RPI 150+								
7- 18		0- 0		0- 0		OVERALL		0- 2		0- 2		7- 14								
3- 6		0- 0		0- 0		HOME		0- 1		0- 1		3- 4								
1- 9		0- 0		0- 0		AWAY		0- 1		0- 1		1- 7								
3- 3		0- 0		0- 0		NEUTRAL		0- 0		0- 0		3- 3								
5- 6		0- 0		0- 0		NON-CONFERENCE		0- 0		0- 0		5- 6								
2- 1		0- 0		0- 0		HOME		0- 0		0- 0		2- 1								
0- 2		0- 0		0- 0		AWAY		0- 0		0- 0		0- 2								
3- 3		0- 0		0- 0		NEUTRAL		0- 0		0- 0		3- 3								
2- 12		0- 0		0- 0		CONFERENCE		0- 2		0- 2		2- 8								
1- 5		0- 0		0- 0		HOME		0- 1		0- 1		1- 3								
1- 7		0- 0		0- 0		AWAY		0- 1		0- 1		1- 5								
0- 0		0- 0		0- 0		NEUTRAL		0- 0		0- 0		0- 0								
RPI	S	Opponent	Score	RPI	S	Opponent	Score	RPI	S	Opponent	Score	RPI	S	Opponent	Score					
								97	A	Navy	0	3			103	A	Ameri can	0	3	
								97	H	Navy	1	3			103	H	Ameri can	0	3	
															164	A	Col gate	0	3	
															164	H	Col gate	0	3	
															184	A	Lehi gh	0	3	
															184	H	Lehi gh	1	3	
															209	A	Loyol a Maryl and	1	3	
															214	A	Army West Point	2	3	
															241	N	Brown	1	3	
															243	A	Akron	0	3	
															264	N	Tol edo	2	3	
															271	A	Hol y Cross	0	3	
															271	H	Hol y Cross	1	3	
															294	A	Hartford	0	3	
															296	H	Youngstown St.	1	3	
															301	N	Niagara	3	0	
															302	N	Cal St. Fullerton	0	3	
															320	A	Lafayette	3	2	
															320	H	Lafayette	3	1	
															323	H	Saint Peter's	3	1	
															328	H	NJIT	3	0	
															328	N	NJIT	3	1	
															334	N	Del aware St.	3	0	
				LAST 10 GAMES																
				264	N	Toledo	2	3	164	H	Col gate	0	3							
				302	N	Cal St. Fullerton	0	3	103	A	Ameri can	0	3							
				320	A	Lafayette	3	2	97	A	Navy	0	3							
				184	A	Lehi gh	0	3	214	A	Army West Point	2	3							
				271	H	Hol y Cross	1	3	209	A	Loyol a Maryl and	1	3							

Non-Div. I Games:

Bucknell

Average RPI Win: 330		WON-LOST	WINNING	LAST 10	STRENGTH OF		OPP. STRENGTH	TEAM	ADJ	CONF.	ADJ CONF.
Average RPI Loss: 207		RECORD	PCT. RANK	GAMES	SCHEDULE		OF SCHEDULE	RPI	RPI	RPI	RPI
DIV. I ONLY		6- 19	.24	295	5-5		286	320	312	.36634	313
DIV. I NON-CONF.		0- 9	0	325	0		27	108	252	.44194	251
TOTALS		RPI 1-25	RPI 26-50		W-L RECORDS		RPI 51-100		RPI 101-150		RPI 150+
6- 19	0- 1	0- 1		OVERALL		0- 0		0- 6		6- 11	
1- 2	0- 0	0- 0		HOME		0- 0		0- 0		1- 2	
1- 5	0- 1	0- 0		AWAY		0- 0		0- 1		1- 3	
4- 12	0- 0	0- 1		NEUTRAL		0- 0		0- 5		4- 6	
0- 9	0- 1	0- 1		NON-CONFERENCE		0- 0		0- 6		0- 1	
0- 0	0- 0	0- 0		HOME		0- 0		0- 0		0- 0	
0- 3	0- 1	0- 0		AWAY		0- 0		0- 1		0- 1	
0- 6	0- 0	0- 1		NEUTRAL		0- 0		0- 5		0- 0	
6- 10	0- 0	0- 0		CONFERENCE		0- 0		0- 0		6- 10	
1- 2	0- 0	0- 0		HOME		0- 0		0- 0		1- 2	
1- 2	0- 0	0- 0		AWAY		0- 0		0- 0		1- 2	
4- 6	0- 0	0- 0		NEUTRAL		0- 0		0- 0		4- 6	
RPI S Opponent	Score	RPI S Opponent	Score	RPI S Opponent	Score	RPI S Opponent	Score	RPI S Opponent	Score	RPI S Opponent	Score
20 A Oregon	0 3	44 N SFA	0 3					108 A Central Ark.	0 3		
								109 N Utah Valley	0 3		
								111 N Arkansas St.	0 3		
								120 N Little Rock	0 3		
								134 N South Dakota	0 3		
								137 N Long Beach St.	0 3		
								163 A Memphis	0 3		
								266 N Alabama St.	0 3		
								266 N Alabama St.	2 3		
								273 N Alabama A&M	0 3		
								273 N Alabama A&M	0 3		
								314 A Texas Southern	1 3		
								314 H Texas Southern	1 3		
								319 A Southern U.	0 3		
								319 H Southern U.	0 3		
								321 N Jackson St.	1 3		
								321 N Jackson St.	3 2		
								326 A Grambling	3 1		
								329 H Prairie View	3 0		
								331 N Alcorn	0 3		
								331 N Alcorn	3 1		
								335 N Mississippi Val.	3 0		
								335 N Mississippi Val.	3 1		
LAST 10 GAMES				LAST 10 GAMES				LAST 10 GAMES			
314 A Texas Southern	1 3	321 N Jackson St.	3 2	314 A Texas Southern	1 3	321 N Jackson St.	3 2	314 A Texas Southern	1 3	321 N Jackson St.	3 2
319 A Southern U.	0 3	335 N Mississippi Val.	3 1	319 A Southern U.	0 3	335 N Mississippi Val.	3 1	319 A Southern U.	0 3	335 N Mississippi Val.	3 1
273 N Alabama A&M	0 3	326 A Grambling	3 1	273 N Alabama A&M	0 3	326 A Grambling	3 1	273 N Alabama A&M	0 3	326 A Grambling	3 1
331 N Alcorn	3 1	329 H Prairie View	3 0	331 N Alcorn	3 1	329 H Prairie View	3 0	331 N Alcorn	3 1	329 H Prairie View	3 0
266 N Alabama St.	2 3	314 H Texas Southern	1 3	266 N Alabama St.	2 3	314 H Texas Southern	1 3	266 N Alabama St.	2 3	314 H Texas Southern	1 3

Non-Div. I Games: Central Baptist 3 0 Crowley's Ridge 3 0

Ark. -Pine Bluff

Average RPI Win:		325	WON-LOST RECORD		WINNING PCT. RANK		LAST 10 GAMES		STRENGTH OF SCHEDULE		OPP. STRENGTH OF SCHEDULE		TEAM RPI		ADJ RPI		CONF. RPI		ADJ CONF. RPI	
DIV. I ONLY			10- 20		.33333 253		4-6		316		328		311		.36551 314		32		32	
DIV. I NON-CONF.			0- 11		0 325		0		130		195		310		.37922 309		32		32	
TOTALS		RPI 1-25		RPI 26-50		W-L RECORDS		RPI 51-100		RPI 101-150		RPI 150+								
10- 20		0- 0		0- 1		OVERALL		0- 2		0- 1		10- 16								
4- 1		0- 0		0- 0		HOME		0- 0		0- 0		4- 1								
2- 6		0- 0		0- 0		AWAY		0- 1		0- 0		2- 5								
4- 13		0- 0		0- 1		NEUTRAL		0- 1		0- 1		4- 10								
0- 11		0- 0		0- 1		NON-CONFERENCE		0- 2		0- 1		0- 7								
0- 1		0- 0		0- 0		HOME		0- 0		0- 0		0- 1								
0- 4		0- 0		0- 0		AWAY		0- 1		0- 0		0- 3								
0- 6		0- 0		0- 1		NEUTRAL		0- 1		0- 1		0- 3								
10- 9		0- 0		0- 0		CONFERENCE		0- 0		0- 0		10- 9								
4- 0		0- 0		0- 0		HOME		0- 0		0- 0		4- 0								
2- 2		0- 0		0- 0		AWAY		0- 0		0- 0		2- 2								
4- 7		0- 0		0- 0		NEUTRAL		0- 0		0- 0		4- 7								
RPI	S	Opponent	Score	RPI	S	Opponent	Score	RPI	S	Opponent	Score	RPI	S	Opponent	Score					
				48	N	Mi ami (FL)	0 3	62	N	Texas Tech	0 3	124	N	Drake	0 3					
								85	A	UTRGV	0 3	155	A	Sam Houston St.	0 3					
												178	N	Howard	0 3					
												185	H	Houston Baptist	0 3					
												185	N	Houston Baptist	0 3					
												229	A	A&M-Corpus Christi	0 3					
												266	N	Al abama St.	1 3					
												266	N	Al abama St.	2 3					
												273	N	Al abama A&M	0 3					
												273	N	Al abama A&M	0 3					
												281	N	Bethune-Cookman	1 3					
												299	A	Lamar Uni versi ty	1 3					
												313	A	Ark. -Pine Bluff	3 1					
												313	H	Ark. -Pine Bluff	3 1					
												319	A	Southern U.	1 3					
												319	H	Southern U.	3 2					
												319	N	Southern U.	3 1					
												321	N	Jackson St.	1 3					
												321	N	Jackson St.	2 3					
												326	A	Grambl ing	3 1					
												326	H	Grambl ing	3 1					
												329	A	Prai rie Vi ew	0 3					
												329	H	Prai rie Vi ew	3 1					
												331	N	Al corn	2 3					
												331	N	Al corn	3 1					
												335	N	Mi ssi ssi ppi Val .	3 0					
												335	N	Mi ssi ssi ppi Val .	3 2					
				LAST 10 GAMES																
				335	N	Mi ssi ssi ppi Val .	3 2	313	H	Ark. -Pi ne Bl uff	3 1									
				321	N	Jackson St.	2 3	329	A	Prai rie Vi ew	0 3									
				326	H	Grambl ing	3 1	326	A	Grambl ing	3 1									
				273	N	Al abama A&M	0 3	319	A	Southern U.	1 3									
				335	N	Mi ssi ssi ppi Val .	3 0	266	N	Al abama St.	1 3									

Non-Div. I Games:

Texas Southern

[illegible]

Non-Div. I Games:

St. Francis Brooklyn

Average RPI Win:		326	WON-LOST RECORD		WINNING PCT. RANK		LAST 10 GAMES		STRENGTH OF SCHEDULE		OPP. STRENGTH OF SCHEDULE		TEAM RPI		ADJ RPI		CONF. RPI		ADJ CONF. RPI	
DIV. I ONLY			3- 24		.11111 329		0-10		281		217		317		.36356 316		25		25	
DIV. I NON-CONF.			2- 11		.15385 296		0		276		199		312		.37682 310		24		24	
TOTALS		RPI 1-25		RPI 26-50		W-L RECORDS		RPI 51-100		RPI 101-150		RPI 150+								
3- 24		0- 0		0- 1		OVERALL		0- 2		0- 5		3- 16								
1- 4		0- 0		0- 0		HOME		0- 0		0- 0		1- 4								
0- 12		0- 0		0- 1		AWAY		0- 1		0- 3		0- 7								
2- 8		0- 0		0- 0		NEUTRAL		0- 1		0- 2		2- 5								
2- 11		0- 0		0- 0		NON-CONFERENCE		0- 2		0- 4		2- 5								
0- 0		0- 0		0- 0		HOME		0- 0		0- 0		0- 0								
0- 4		0- 0		0- 0		AWAY		0- 1		0- 2		0- 1								
2- 7		0- 0		0- 0		NEUTRAL		0- 1		0- 2		2- 4								
1- 13		0- 0		0- 1		CONFERENCE		0- 0		0- 1		1- 11								
1- 4		0- 0		0- 0		HOME		0- 0		0- 0		1- 4								
0- 8		0- 0		0- 1		AWAY		0- 0		0- 1		0- 6								
0- 1		0- 0		0- 0		NEUTRAL		0- 0		0- 0		0- 1								
RPI	S	Opponent	Score	RPI	S	Opponent	Score	RPI	S	Opponent	Score	RPI	S	Opponent	Score					
				44	A	SFA	0 3	54	N	Pepperdine	0 3	101	A	Bowling Green	0 3					
								88	A	Texas A&M	0 3	108	A	Central Ark.	0 3					
												115	N	Missouri St.	0 3					
												138	A	North Texas	0 3					
												148	N	Houston	0 3					
												155	H	Sam Houston St.	0 3					
												160	N	Northeastern	2 3					
												177	A	Louisiana	0 3					
												185	A	Houston Baptist	0 3					
												187	H	Northwestern St.	1 3					
												190	A	Abilene Christian	0 3					
												190	H	Abilene Christian	1 3					
												216	N	Marshall	0 3					
												229	A	A&M-Corpus Christi	0 3					
												240	N	Kent St.	0 3					
												242	A	McNeese	1 3					
												267	N	Incarnate Word	2 3					
												270	A	New Orleans	2 3					
												270	H	New Orleans	0 3					
												278	N	IUPUI	1 3					
												299	A	Lamar University	2 3					
												318	H	Southeastern La.	3 0					
												326	N	Grambling	3 1					
												335	N	Mississippi Val.	3 0					
LAST 10 GAMES																				
270 H New Orleans				0	3	190 H Abilene Christian				1	3									
190 A Abilene Christian				0	3	155 H Sam Houston St.				0	3									
267 N Incarnate Word				2	3	242 A McNeese				1	3									
44 A SFA				0	3	299 A Lamar University				2	3									
108 A Central Ark.				0	3	187 H Northwestern St.				1	3									

Non-Div. I Games:

Nicholls St.

Average RPI Win:	317	WON-LOST RECORD	WINNING PCT. RANK	LAST 10 GAMES	STRENGTH OF SCHEDULE	OPP. STRENGTH OF SCHEDULE	TEAM RPI	ADJ RPI	CONF. RPI	ADJ CONF. RPI					
Average RPI Loss:	245														
DIV. I ONLY		10- 19	.34483 250	5-5	322	326	314	.36327 317	31	31					
DIV. I NON-CONF.		4- 13	.23529 280	2-0	307	317	315	.35169 316	31	31					
<hr/>															
TOTALS	RPI 1-25	RPI 26-50		W-L RECORDS	RPI 51-100		RPI 101-150		RPI 150+						
10- 19	0- 0	0- 0		OVERALL	0- 0		0- 1		10- 18						
5- 5	0- 0	0- 0		HOME	0- 0		0- 0		5- 5						
3- 8	0- 0	0- 0		AWAY	0- 0		0- 0		3- 8						
2- 6	0- 0	0- 0		NEUTRAL	0- 0		0- 1		2- 5						
<hr/>															
4- 13	0- 0	0- 0		NON-CONFERENCE	0- 0		0- 1		4- 12						
1- 0	0- 0	0- 0		HOME	0- 0		0- 0		1- 0						
1- 7	0- 0	0- 0		AWAY	0- 0		0- 0		1- 7						
2- 6	0- 0	0- 0		NEUTRAL	0- 0		0- 1		2- 5						
<hr/>															
6- 6	0- 0	0- 0		CONFERENCE	0- 0		0- 0		6- 6						
4- 5	0- 0	0- 0		HOME	0- 0		0- 0		4- 5						
2- 1	0- 0	0- 0		AWAY	0- 0		0- 0		2- 1						
0- 0	0- 0	0- 0		NEUTRAL	0- 0		0- 0		0- 0						
<hr/>															
RPI S Opponent	Score	RPI S Opponent	Score	RPI S Opponent	Score	RPI S Opponent	Score	RPI S Opponent	Score						
						104 N Appalachi an St.	0	3							
						178 A Howard	1	3							
						178 H Howard	0	3							
						184 A Lehi gh	0	3							
						204 A Bryant	0	3							
						209 A Loyol a Maryl and	0	3							
						210 N Rutgers	0	3							
						231 A UNC Asheville l le	0	3							
						236 A George Washington	0	3							
						250 H Ri der	3	2							
						273 N Al abama A&M	0	3							
						274 N The Ci tadel	0	3							
						281 H Bethune-Cookman	0	3							
						285 N Mi ddle Tenn.	1	3							
						287 H UMES	2	3							
						289 A Morgan St.	3	1							
						289 H Morgan St.	0	3							
						292 A UMBC	0	3							
						305 N Qui nni pi ac	0	3							
						307 H N. C. A&T	1	3							
						320 A Lafayette	2	3							
						322 H N. C. Central	3	2							
						323 N Sai nt Peter' s	3	0							
						327 N Manhattan	3	1							
						330 A Norfol k St.	3	0							
						330 H Norfol k St.	3	2							
						332 A Fai rlei gh Di cki nson	3	0							
						334 H Del aware St.	3	1							
						336 H South Carolina St.	3	0							
								LAST 10 GAMES				332 A Fai rlei gh Di cki nson	3	0	
												334 H Del aware St.	3	1	
												336 H South Carolina St.	3	0	
												289 A Morgan St.	3	1	
332 A Fai rlei gh Di cki nson	3	0													
178 H Howard	0	3													
						250 H Ri der	3	2							
						289 H Morgan St.	0	3							
						178 A Howard	1	3							
						281 H Bethune-Cookman	0	3							

Non-Div. I Games:

Coppin St.

Average RPI Win:		309	WON-LOST RECORD		WINNING PCT. RANK		LAST 10 GAMES		STRENGTH OF SCHEDULE		OPP. STRENGTH OF SCHEDULE		TEAM RPI		ADJ RPI		CONF. RPI		ADJ CONF. RPI	
DIV. I ONLY			2- 24		.07692 331		1-9		246		286		318		.3552 318		25		25	
DIV. I NON-CONF.			1- 12		.07692 317		0-1		244		308		318		.34888 318		24		24	
TOTALS		RPI 1-25		RPI 26-50		W-L RECORDS		RPI 51-100		RPI 101-150		RPI 150+								
2- 24		0- 0		0- 1		OVERALL		0- 2		0- 2		2- 19								
1- 8		0- 0		0- 1		HOME		0- 1		0- 1		1- 5								
0- 11		0- 0		0- 0		AWAY		0- 0		0- 1		0- 10								
1- 5		0- 0		0- 0		NEUTRAL		0- 1		0- 0		1- 4								
1- 12		0- 0		0- 0		NON-CONFERENCE		0- 2		0- 0		1- 10								
0- 1		0- 0		0- 0		HOME		0- 1		0- 0		0- 0								
0- 6		0- 0		0- 0		AWAY		0- 0		0- 0		0- 6								
1- 5		0- 0		0- 0		NEUTRAL		0- 1		0- 0		1- 4								
1- 12		0- 0		0- 1		CONFERENCE		0- 0		0- 2		1- 9								
1- 7		0- 0		0- 1		HOME		0- 0		0- 1		1- 5								
0- 5		0- 0		0- 0		AWAY		0- 0		0- 1		0- 4								
0- 0		0- 0		0- 0		NEUTRAL		0- 0		0- 0		0- 0								
RPI	S	Opponent		Score		RPI	S	Opponent		Score		RPI	S	Opponent		Score				
				44	H SFA	0	3	70	H Tulane	0	3	108	A Central Ark.	0	3					
								82	N Hofstra	0	3	108	H Central Ark.	0	3					
												155	A Sam Houston St.	1	3					
												159	A Southern Miss.	1	3					
												180	A South Alabama	0	3					
												185	H Houston Baptist	1	3					
												187	H Northwestern St.	0	3					
												190	A Abilene Christian	1	3					
												198	N Southeast Mo. St.	0	3					
												199	N Albany (NY)	1	3					
												214	A Army West Point	0	3					
												229	H A&M-Corpus Christi	0	3					
												239	N Mississippi St.	1	3					
												242	H McNeese	1	3					
												246	A Troy	0	3					
												267	H Incarnate Word	1	3					
												270	A New Orleans	0	3					
												299	H Lamar University	3	1					
												306	N Louisiana Tech	0	3					
												316	A Nicholls St.	0	3					
												319	A Southern U.	2	3					
												319	N Southern U.	3	1					
												321	A Jackson St.	1	3					
				LAST 10 GAMES																
				185	H Houston Baptist	1	3	155	A Sam Houston St.	1	3									
				229	H A&M-Corpus Christi	0	3	242	H McNeese	1	3									
				187	H Northwestern St.	0	3	299	H Lamar University	3	1									
				159	A Southern Miss.	1	3	108	H Central Ark.	0	3									
				190	A Abilene Christian	1	3	44	H SFA	0	3									

Non-Div. I Games:

Southeastern La.

Average RPI Win: 319		WON-LOST	WINNING	LAST 10	STRENGTH OF		OPP. STRENGTH	TEAM	ADJ	CONF.	ADJ CONF.
Average RPI Loss: 272		RECORD	PCT. RANK	GAMES	SCHEDULE		OF SCHEDULE	RPI	RPI	RPI	RPI
DIV. I ONLY		12- 16	.42857	219	8-2		335	330	319	.3473	319
DIV. I NON-CONF.		2- 7	.22222	282	1-0		331	265	325	.33348	325
TOTALS		RPI 1-25	RPI 26-50		W-L RECORDS		RPI 51-100		RPI 101-150		RPI 150+
12- 16	0- 0	0- 0		OVERALL		0- 0		0- 0		12- 16	
6- 2	0- 0	0- 0		HOME		0- 0		0- 0		6- 2	
2- 5	0- 0	0- 0		AWAY		0- 0		0- 0		2- 5	
4- 9	0- 0	0- 0		NEUTRAL		0- 0		0- 0		4- 9	
2- 7	0- 0	0- 0		NON-CONFERENCE		0- 0		0- 0		2- 7	
2- 1	0- 0	0- 0		HOME		0- 0		0- 0		2- 1	
0- 3	0- 0	0- 0		AWAY		0- 0		0- 0		0- 3	
0- 3	0- 0	0- 0		NEUTRAL		0- 0		0- 0		0- 3	
10- 9	0- 0	0- 0		CONFERENCE		0- 0		0- 0		10- 9	
4- 1	0- 0	0- 0		HOME		0- 0		0- 0		4- 1	
2- 2	0- 0	0- 0		AWAY		0- 0		0- 0		2- 2	
4- 6	0- 0	0- 0		NEUTRAL		0- 0		0- 0		4- 6	
RPI S Opponent	Score	RPI S Opponent	Score	RPI S Opponent	Score	RPI S Opponent	Score	RPI S Opponent	Score		
								177 H Louisiana	1	3	
								178 N Howard	1	3	
								198 N Southeast Mo. St.	0	3	
								242 A McNeese	0	3	
								246 A Troy	0	3	
								266 H Alabama St.	0	3	
								266 N Alabama St.	0	3	
								270 H New Orleans	3	2	
								273 N Alabama A&M	0	3	
								273 N Alabama A&M	0	3	
								299 A Lamar University	1	3	
								313 A Ark. -Pine Bluff	3	0	
								313 H Ark. -Pine Bluff	3	0	
								314 A Texas Southern	2	3	
								314 H Texas Southern	3	1	
								314 N Texas Southern	1	3	
								318 H Southeastern La.	3	2	
								318 N Southeastern La.	1	3	
								321 N Jackson St.	2	3	
								321 N Jackson St.	3	0	
								326 A Grambling	3	0	
								326 H Grambling	3	0	
								329 A Prairie View	1	3	
								329 H Prairie View	3	0	
								331 N Alcorn	2	3	
								331 N Alcorn	3	1	
								335 N Mississippi Val.	3	0	
								335 N Mississippi Val.	3	2	
				LAST 10 GAMES							
				326 A Grambling	3	0		314 H Texas Southern	3	1	
				273 N Alabama A&M	0	3		321 N Jackson St.	3	0	
				326 H Grambling	3	0		335 N Mississippi Val.	3	0	
				313 H Ark. -Pine Bluff	3	0		273 N Alabama A&M	0	3	
				329 H Prairie View	3	0		331 N Alcorn	3	1	

Non-Div. I Games:

Southern U.

Average RPI Win: 321		WON-LOST	WINNING	LAST 10	STRENGTH OF		OPP. STRENGTH	TEAM	ADJ	CONF.	ADJ CONF.
Average RPI Loss: 212		RECORD	PCT. RANK	GAMES	SCHEDULE		OF SCHEDULE	RPI	RPI	RPI	RPI
DIV. I ONLY		5- 21	.19231	316	0-10		313	294	320	.34247	320
DIV. I NON-CONF.		5- 7	.41667	217	0		335	323	316	.35132	317
TOTALS		RPI 1-25	RPI 26-50		W-L RECORDS		RPI 51-100		RPI 101-150		RPI 150+
5- 21	0- 0	0- 0		OVERALL		0- 1		0- 2		5- 18	
5- 11	0- 0	0- 0		HOME		0- 0		0- 1		5- 10	
0- 10	0- 0	0- 0		AWAY		0- 1		0- 1		0- 8	
0- 0	0- 0	0- 0		NEUTRAL		0- 0		0- 0		0- 0	
5- 7	0- 0	0- 0		NON-CONFERENCE		0- 0		0- 0		5- 7	
5- 4	0- 0	0- 0		HOME		0- 0		0- 0		5- 4	
0- 3	0- 0	0- 0		AWAY		0- 0		0- 0		0- 3	
0- 0	0- 0	0- 0		NEUTRAL		0- 0		0- 0		0- 0	
0- 14	0- 0	0- 0		CONFERENCE		0- 1		0- 2		0- 11	
0- 7	0- 0	0- 0		HOME		0- 0		0- 1		0- 6	
0- 7	0- 0	0- 0		AWAY		0- 1		0- 1		0- 5	
0- 0	0- 0	0- 0		NEUTRAL		0- 0		0- 0		0- 0	
RPI S Opponent	Score	RPI S Opponent	Score	RPI S Opponent	Score	RPI S Opponent	Score	RPI S Opponent	Score	RPI S Opponent	Score
				97 A Navy	0	3		103 A American	0	3	
								103 H American	0	3	
								164 A Col gate	0	3	
								164 H Col gate	0	3	
								182 A Boston College	0	3	
								184 A Lehigh	0	3	
								184 H Lehigh	1	3	
								197 A Dartmouth	0	3	
								209 A Loyola Maryland	0	3	
								209 H Loyola Maryland	0	3	
								210 H Rutgers	0	3	
								214 A Army West Point	0	3	
								214 H Army West Point	1	3	
								225 H Duquesne	0	3	
								250 H Rider	2	3	
								271 H Holy Cross	1	3	
								294 H Hartford	3	1	
								312 A Bucknell	1	3	
								312 H Bucknell	2	3	
								317 H Coppin St.	3	2	
								323 H Saint Peter's	1	3	
								325 A Siena	0	3	
								327 H Manhattan	3	1	
								332 H Fairleigh Dickinson	3	0	
								334 H Delaware St.	3	1	
LAST 10 GAMES											
				184 H Lehigh	1	3		209 A Loyola Maryland	0	3	
				312 H Bucknell	2	3		271 H Holy Cross	1	3	
				164 H Colgate	0	3		97 A Navy	0	3	
				214 H Army West Point	1	3		312 A Bucknell	1	3	
				103 A American	0	3		184 A Lehigh	0	3	

Non-Div. I Games:

Lafayette

Average RPI Win: 323		WON-LOST	WINNING	LAST 10	STRENGTH OF		OPP. STRENGTH	TEAM	ADJ	CONF.	ADJ CONF.
Average RPI Loss: 266		RECORD	PCT. RANK	GAMES	SCHEDULE		OF SCHEDULE	RPI	RPI	RPI	RPI
DIV. I ONLY		10- 21	.32258	261	4-6		329	332	321	.33312	321
DIV. I NON-CONF.		1- 14	.06667	324	0-2		314	307	329	.30552	329
TOTALS		RPI 1-25	RPI 26-50		W-L RECORDS		RPI 51-100		RPI 101-150		RPI 150+
10- 21	0- 0	0- 0		OVERALL		0- 0		0- 2		10- 19	
3- 2	0- 0	0- 0		HOME		0- 0		0- 0		3- 2	
0- 9	0- 0	0- 0		AWAY		0- 0		0- 1		0- 8	
7- 10	0- 0	0- 0		NEUTRAL		0- 0		0- 1		7- 9	
1- 14	0- 0	0- 0		NON-CONFERENCE		0- 0		0- 2		1- 12	
1- 1	0- 0	0- 0		HOME		0- 0		0- 0		1- 1	
0- 6	0- 0	0- 0		AWAY		0- 0		0- 1		0- 5	
0- 7	0- 0	0- 0		NEUTRAL		0- 0		0- 1		0- 6	
9- 7	0- 0	0- 0		CONFERENCE		0- 0		0- 0		9- 7	
2- 1	0- 0	0- 0		HOME		0- 0		0- 0		2- 1	
0- 3	0- 0	0- 0		AWAY		0- 0		0- 0		0- 3	
7- 3	0- 0	0- 0		NEUTRAL		0- 0		0- 0		7- 3	
RPI S Opponent	Score	RPI S Opponent	Score	RPI S Opponent	Score	RPI S Opponent	Score	RPI S Opponent	Score		
								108 N Central Ark.	0	3	
								111 A Arkansas St.	0	3	
								187 A Northwestern St.	0	3	
								237 N Southern Ill.	0	3	
								245 A Jacksonville St.	0	3	
								251 A La. -Monroe	0	3	
								251 H La. -Monroe	0	3	
								266 A Al abama St.	0	3	
								270 A New Orleans	0	3	
								273 A Al abama A&M	1	3	
								273 H Al abama A&M	1	3	
								281 N Bethune-Cookman	2	3	
								289 N Morgan St.	2	3	
								306 A Louisiana Tech	1	3	
								307 N N. C. A&T	1	3	
								310 N Gardner-Webb	2	3	
								313 N Ark. -Pine Bluff	3	1	
								313 N Ark. -Pine Bluff	2	3	
								314 N Texas Southern	3	2	
								314 N Texas Southern	3	1	
								318 H Southeastern La.	3	1	
								319 N Southern U.	0	3	
								319 N Southern U.	3	2	
								322 N N. C. Central	2	3	
								326 N Grambling	3	1	
								326 N Grambling	3	1	
								329 N Prairie View	0	3	
								329 N Prairie View	3	0	
								331 A Al corn	2	3	
								331 H Al corn	3	1	
								335 H Mississippi Val.	3	0	
LAST 10 GAMES				314 N Texas Southern	3	2	331 A Al corn	2	3		
				335 H Mississippi Val.	3	0	251 H La. -Monroe	0	3		
				273 A Al abama A&M	1	3	245 A Jacksonville St.	0	3		
				237 N Southern Ill.	0	3	319 N Southern U.	0	3		
				273 H Al abama A&M	1	3	329 N Prairie View	3	0		

Non-Div. I Games: West Ala. 2 3

Jackson St.

Average RPI Win: 324		WON-LOST	WINNING	LAST 10	STRENGTH OF		OPP. STRENGTH	TEAM	ADJ	CONF.	ADJ CONF.
Average RPI Loss: 252		RECORD	PCT. RANK	GAMES	SCHEDULE		OF SCHEDULE	RPI	RPI	RPI	RPI
DIV. I ONLY		6- 17	.26087	287	330		327	328	.33137	322	31
DIV. I NON-CONF.		1- 11	.08333	311	274		305	322	.34672	320	31
TOTALS		RPI 1-25	RPI 26-50		W-L RECORDS		RPI 51-100		RPI 101-150		RPI 150+
6- 17	0- 0	0- 0		OVERALL		0- 0		0- 0		6- 17	
3- 5	0- 0	0- 0		HOME		0- 0		0- 0		3- 5	
0- 7	0- 0	0- 0		AWAY		0- 0		0- 0		0- 7	
3- 5	0- 0	0- 0		NEUTRAL		0- 0		0- 0		3- 5	
1- 11	0- 0	0- 0		NON-CONFERENCE		0- 0		0- 0		1- 11	
0- 4	0- 0	0- 0		HOME		0- 0		0- 0		0- 4	
0- 2	0- 0	0- 0		AWAY		0- 0		0- 0		0- 2	
1- 5	0- 0	0- 0		NEUTRAL		0- 0		0- 0		1- 5	
5- 6	0- 0	0- 0		CONFERENCE		0- 0		0- 0		5- 6	
3- 1	0- 0	0- 0		HOME		0- 0		0- 0		3- 1	
0- 5	0- 0	0- 0		AWAY		0- 0		0- 0		0- 5	
2- 0	0- 0	0- 0		NEUTRAL		0- 0		0- 0		2- 0	
RPI S Opponent	Score	RPI S Opponent	Score	RPI S Opponent	Score	RPI S Opponent	Score	RPI S Opponent	Score		
								169 H Charlotte	0	3	
								186 H Davidson	0	3	
								206 A East Carolina	1	3	
								206 H East Carolina	0	3	
								212 N Wright St.	0	3	
								220 A Elon	0	3	
								220 H Elon	0	3	
								226 N Evansville	1	3	
								266 N Alabama St.	2	3	
								272 A Florida A&M	1	3	
								272 H Florida A&M	1	3	
								273 N Alabama A&M	0	3	
								281 A Bethune-Cookman	1	3	
								281 H Bethune-Cookman	3	2	
								307 A N. C. A&T	1	3	
								310 N Gardner-Webb	1	3	
								317 A Coppin St.	2	3	
								321 N Jackson St.	3	2	
								333 A Savannah St.	1	3	
								333 H Savannah St.	3	0	
								334 N Delaware St.	3	0	
								336 H South Carolina St.	3	0	
								336 N South Carolina St.	3	0	
								LAST 10 GAMES			
				169 H Charlotte	0	3	220 H Elon	0	3		
				336 H South Carolina St.	3	0	307 A N. C. A&T	1	3		
				333 H Savannah St.	3	0	186 H Davidson	0	3		
				272 A Florida A&M	1	3	336 N South Carolina St.	3	0		
				281 A Bethune-Cookman	1	3	333 A Savannah St.	1	3		

Non-Div. I Games:

N. C. Central

Average RPI Win: 313		WON-LOST	WINNING	LAST 10	STRENGTH OF		OPP. STRENGTH	TEAM	ADJ	CONF.	ADJ CONF.
Average RPI Loss: 249		RECORD	PCT. RANK	GAMES	SCHEDULE		OF SCHEDULE	RPI	RPI	RPI	RPI
DIV. I ONLY		7- 24	.22581	300	2-8		320	321	322	.32996	323
DIV. I NON-CONF.		3- 11	.21429	286	0		305	329	320	.33894	322
TOTALS		RPI 1-25	RPI 26-50		W-L RECORDS		RPI 51-100		RPI 101-150		RPI 150+
7- 24	0- 0	0- 1		OVERALL		0- 1		0- 0		7- 22	
3- 5	0- 0	0- 0		HOME		0- 0		0- 0		3- 5	
3- 12	0- 0	0- 1		AWAY		0- 1		0- 0		3- 10	
1- 7	0- 0	0- 0		NEUTRAL		0- 0		0- 0		1- 7	
3- 11	0- 0	0- 1		NON-CONFERENCE		0- 1		0- 0		3- 9	
0- 0	0- 0	0- 0		HOME		0- 0		0- 0		0- 0	
2- 4	0- 0	0- 1		AWAY		0- 1		0- 0		2- 2	
1- 7	0- 0	0- 0		NEUTRAL		0- 0		0- 0		1- 7	
4- 13	0- 0	0- 0		CONFERENCE		0- 0		0- 0		4- 13	
3- 5	0- 0	0- 0		HOME		0- 0		0- 0		3- 5	
1- 8	0- 0	0- 0		AWAY		0- 0		0- 0		1- 8	
0- 0	0- 0	0- 0		NEUTRAL		0- 0		0- 0		0- 0	
RPI S Opponent	Score		RPI S Opponent	Score		RPI S Opponent	Score		RPI S Opponent	Score	
			46 A Denver	0	3	86 A Fla. Atlantic	0	3	168 N Idaho St.	0	3
									179 A Iona	0	3
									179 H Iona	0	3
									184 N Lehigh	0	3
									234 A Canisius	1	3
									234 H Canisius	3	1
									244 A Marist	1	3
									244 H Marist	0	3
									250 A Rider	0	3
									263 A Fairfield	1	3
									263 H Fairfield	0	3
									274 N The Citadel	1	3
									281 N Bethune-Cookman	1	3
									289 A Morgan St.	2	3
									296 N Youngstown St.	0	3
									301 A Niagara	2	3
									301 H Niagara	2	3
									305 A Quinnipiac	0	3
									305 H Quinnipiac	2	3
									312 A Bucknell	1	3
									317 N Coppin St.	0	3
									320 A Lafayette	3	1
									325 A Siena	1	3
									325 H Siena	3	0
									327 A Manhattan	3	0
									327 H Manhattan	3	2
									328 N NJIT	3	2
									332 A Fairleigh Dickinson	3	2
									332 N Fairleigh Dickinson	0	3
LAST 10 GAMES			281 N Bethune-Cookman	1	3	263 A Fairfield	1	3			
			327 H Manhattan	3	2	305 A Quinnipiac	0	3			
			179 H Iona	0	3	179 A Iona	0	3			
			244 A Marist	1	3	234 H Canisius	3	1			
			325 A Siena	1	3	301 H Niagara	2	3			

Non-Div. I Games:

Saint Peter's

[illegible]

Non-Div. I Games:

UMass Lowell I

Average RPI Win:		324	WON-LOST RECORD		WINNING PCT. RANK		LAST 10 GAMES		STRENGTH OF SCHEDULE		OPP. STRENGTH OF SCHEDULE		TEAM RPI		ADJ RPI		CONF. RPI		ADJ CONF. RPI	
DIV. I ONLY			3- 26	.10345	330	2-8		298		309		326		.3266	325	30		30		
DIV. I NON-CONF.			2- 11	.15385	296	1-1		259		286		313		.36951	313	30		30		
TOTALS		RPI 1-25		RPI 26-50		W-L RECORDS		RPI 51-100		RPI 101-150		RPI 150+								
3- 26		0- 0		0- 0		OVERALL		0- 0		0- 5		3- 21								
2- 9		0- 0		0- 0		HOME		0- 0		0- 0		2- 9								
1- 13		0- 0		0- 0		AWAY		0- 0		0- 1		1- 12								
0- 4		0- 0		0- 0		NEUTRAL		0- 0		0- 4		0- 0								
2- 11		0- 0		0- 0		NON-CONFERENCE		0- 0		0- 5		2- 6								
1- 1		0- 0		0- 0		HOME		0- 0		0- 0		1- 1								
1- 6		0- 0		0- 0		AWAY		0- 0		0- 1		1- 5								
0- 4		0- 0		0- 0		NEUTRAL		0- 0		0- 4		0- 0								
1- 15		0- 0		0- 0		CONFERENCE		0- 0		0- 0		1- 15								
1- 8		0- 0		0- 0		HOME		0- 0		0- 0		1- 8								
0- 7		0- 0		0- 0		AWAY		0- 0		0- 0		0- 7								
0- 0		0- 0		0- 0		NEUTRAL		0- 0		0- 0		0- 0								
RPI	S	Opponent	Score	RPI	S	Opponent	Score	RPI	S	Opponent	Score	RPI	S	Opponent	Score					
												105	N	Radford	0 3					
												106	N	St. John's (NY)	0 3					
												119	N	Buffalo	0 3					
												141	A	Cornell	2 3					
												145	N	Towson	0 3					
												179	H	Iona	0 3					
												182	A	Boston College	0 3					
												197	A	Dartmouth	0 3					
												199	A	Albany (NY)	0 3					
												209	A	Loyola Maryland	1 3					
												234	A	Canisius	0 3					
												234	H	Canisius	1 3					
												244	A	Marist	0 3					
												244	H	Marist	1 3					
												250	A	Rider	0 3					
												250	H	Rider	0 3					
												263	A	Fairfield	1 3					
												263	H	Fairfield	0 3					
												301	A	Niagara	2 3					
												301	H	Niagara	1 3					
												305	A	Quinnipiac	1 3					
												305	H	Quinnipiac	0 3					
												309	H	Binghamton	2 3					
												320	H	Lafayette	3 0					
												323	A	Saint Peter's	0 3					
												323	H	Saint Peter's	3 1					
												324	A	UMass Lowell	1 3					
												327	H	Manhattan	0 3					
												328	A	NJIT	3 2					
LAST 10 GAMES																				

Non-Div. I Games:

Si ena

Average RPI Win: 321		WON-LOST RECORD		WINNING PCT. RANK		LAST 10 GAMES		STRENGTH OF SCHEDULE		OPP. STRENGTH OF SCHEDULE		TEAM RPI		ADJ RPI		CONF. RPI		ADJ CONF. RPI	
Average RPI Loss: 246		6- 22		.21429 308		5-5		314		331		323		.32408 326		32		32	
DIV. I ONLY		0- 11		0 325		0		155		251		314		.36154 314		32		32	
DIV. I NON-CONF.																			
TOTALS		RPI 1-25		RPI 26-50		W-L RECORDS		RPI 51-100		RPI 101-150		RPI 150+							
6- 22		0- 0		0- 1		OVERALL		0- 1		0- 2		6- 18							
1- 3		0- 0		0- 0		HOME		0- 0		0- 0		1- 3							
1- 6		0- 0		0- 1		AWAY		0- 1		0- 1		1- 3							
4- 13		0- 0		0- 0		NEUTRAL		0- 0		0- 1		4- 12							
0- 11		0- 0		0- 1		NON-CONFERENCE		0- 1		0- 2		0- 7							
0- 0		0- 0		0- 0		HOME		0- 0		0- 0		0- 0							
0- 4		0- 0		0- 1		AWAY		0- 1		0- 1		0- 1							
0- 7		0- 0		0- 0		NEUTRAL		0- 0		0- 1		0- 6							
6- 11		0- 0		0- 0		CONFERENCE		0- 0		0- 0		6- 11							
1- 3		0- 0		0- 0		HOME		0- 0		0- 0		1- 3							
1- 2		0- 0		0- 0		AWAY		0- 0		0- 0		1- 2							
4- 6		0- 0		0- 0		NEUTRAL		0- 0		0- 0		4- 6							
RPI	S	Opponent	Score	RPI	S	Opponent	Score	RPI	S	Opponent	Score	RPI	S	Opponent	Score				
				44	A	SFA	0 3					110	N	Ball St.	0 3				
												115	A	Missouri St.	0 3				
												160	N	Northeastern	0 3				
												188	N	Stetson	1 3				
												240	N	Kent St.	0 3				
												251	A	La. -Monroe	0 3				
												256	N	Oral Roberts	0 3				
												266	N	Al abama St.	0 3				
												266	N	Al abama St.	3 2				
												273	N	Al abama A&M	0 3				
												273	N	Al abama A&M	0 3				
												290	N	Tennessee St.	0 3				
												313	H	Ark. -Pine Bluff	1 3				
												314	A	Texas Southern	1 3				
												314	H	Texas Southern	1 3				
												316	N	Nichols St.	1 3				
												319	A	Southern U.	0 3				
												319	H	Southern U.	0 3				
												321	N	Jackson St.	1 3				
												321	N	Jackson St.	1 3				
												329	A	Prairie View	3 1				
												329	H	Prairie View	3 2				
												331	N	Al corn	0 3				
												331	N	Al corn	3 2				
												335	N	Mississippi Val.	3 1				
												335	N	Mississippi Val.	3 2				
				LAST 10 GAMES															
				319	H	Southern U.	0 3	335	N	Mississippi Val.	3 1								
				314	A	Texas Southern	1 3	331	N	Al corn	3 2								
				319	A	Southern U.	0 3	273	N	Al abama A&M	0 3								
				329	H	Prairie View	3 2	321	N	Jackson St.	1 3								
				314	H	Texas Southern	1 3	266	N	Al abama St.	0 3								
Non-Div. I Games:		Tougaloo		3	0	Centenary (LA)		3	1	Tougaloo		3	2	Centenary (LA)		1	3	Grambling	
		Jarvis Christian		3	0														

Average RPI Win: 318		WON-LOST	WINNING	LAST 10	STRENGTH OF		OPP. STRENGTH	TEAM	ADJ		CONF.	ADJ CONF.
Average RPI Loss: 249		RECORD	PCT. RANK	GAMES	SCHEDULE		OF SCHEDULE	RPI	RPI		RPI	RPI
DIV. I ONLY		4- 24	.14286 325	4-6	307		317	325	.32309 327		30	30
DIV. I NON-CONF.		2- 11	.15385 296	2-0	289		322	321	.34256 321		30	30
TOTALS		RPI 1-25	RPI 26-50	W-L RECORDS	RPI 51-100		RPI 101-150	RPI 150+				
4- 24	0- 0		0- 0	OVERALL	0- 0		0- 1	4- 23				
2- 7	0- 0		0- 0	HOME	0- 0		0- 0	2- 7				
2- 14	0- 0		0- 0	AWAY	0- 0		0- 1	2- 13				
0- 3	0- 0		0- 0	NEUTRAL	0- 0		0- 0	0- 3				
2- 11	0- 0		0- 0	NON-CONFERENCE	0- 0		0- 1	2- 10				
1- 2	0- 0		0- 0	HOME	0- 0		0- 0	1- 2				
1- 6	0- 0		0- 0	AWAY	0- 0		0- 1	1- 5				
0- 3	0- 0		0- 0	NEUTRAL	0- 0		0- 0	0- 3				
2- 13	0- 0		0- 0	CONFERENCE	0- 0		0- 0	2- 13				
1- 5	0- 0		0- 0	HOME	0- 0		0- 0	1- 5				
1- 8	0- 0		0- 0	AWAY	0- 0		0- 0	1- 8				
0- 0	0- 0		0- 0	NEUTRAL	0- 0		0- 0	0- 0				
RPI S	Opponent	Score	RPI S	Opponent	Score	RPI S	Opponent	Score	RPI S	Opponent	Score	
									106 A	St. John's (NY)	0	3
									172 A	Eastern Mich.	0	3
									179 A	Iona	0	3
									179 H	Iona	0	3
									184 A	Lehigh	0	3
									193 N	Morehead St.	0	3
									225 N	Duquesne	0	3
									234 A	Canisius	0	3
									234 H	Canisius	1	3
									238 H	Central Conn. St.	0	3
									244 A	Marist	1	3
									250 A	Rider	1	3
									262 A	Fordham	0	3
									263 A	Fairfield	0	3
									263 H	Fairfield	0	3
									264 A	Toledo	0	3
									301 A	Niagara	2	3
									301 H	Niagara	1	3
									302 H	Cal St. Fullerton	0	3
									305 A	Quinnipiac	0	3
									305 H	Quinnipiac	3	1
									315 H	St. Francis Brooklyn	3	1
									317 N	Coppin St.	1	3
									320 A	Lafayette	1	3
									323 A	Saint Peter's	2	3
									323 H	Saint Peter's	0	3
									325 A	Siena	3	0
									328 A	NJIT	3	2
				LAST 10 GAMES								
				323 A	Saint Peter's	2	3	328 A	NJIT	3	2	
				250 A	Rider	1	3	263 H	Fairfield	0	3	
				301 A	Niagara	2	3	305 H	Quinnipiac	3	1	
				234 A	Canisius	0	3	315 H	St. Francis Brooklyn	3	1	
				179 A	Iona	0	3	325 A	Siena	3	0	

Non-Div. I Games:

Manhattan

Average RPI Win: 318		WON-LOST	WINNING	LAST 10	STRENGTH OF		OPP. STRENGTH	TEAM	ADJ	CONF.	ADJ CONF.
Average RPI Loss: 221		RECORD	PCT. RANK	GAMES	SCHEDULE		OF SCHEDULE	RPI	RPI	RPI	RPI
DIV. I ONLY		4- 26	.13333	327	1-9		308	299	324	.32095	328
DIV. I NON-CONF.		2- 14	.125	306	0-2		334	334	335	.26853	336
TOTALS		RPI 1-25	RPI 26-50		W-L RECORDS		RPI 51-100		RPI 101-150		RPI 150+
4- 26	0- 0	0- 0		OVERALL		0- 4		0- 2		4- 20	
2- 11	0- 0	0- 0		HOME		0- 2		0- 1		2- 8	
1- 9	0- 0	0- 0		AWAY		0- 2		0- 1		1- 6	
1- 6	0- 0	0- 0		NEUTRAL		0- 0		0- 0		1- 6	
2- 14	0- 0	0- 0		NON-CONFERENCE		0- 0		0- 0		2- 14	
1- 4	0- 0	0- 0		HOME		0- 0		0- 0		1- 4	
0- 4	0- 0	0- 0		AWAY		0- 0		0- 0		0- 4	
1- 6	0- 0	0- 0		NEUTRAL		0- 0		0- 0		1- 6	
2- 12	0- 0	0- 0		CONFERENCE		0- 4		0- 2		2- 6	
1- 7	0- 0	0- 0		HOME		0- 2		0- 1		1- 4	
1- 5	0- 0	0- 0		AWAY		0- 2		0- 1		1- 2	
0- 0	0- 0	0- 0		NEUTRAL		0- 0		0- 0		0- 0	
RPI S	Opponent	Score	RPI S	Opponent	Score	RPI S	Opponent	Score	RPI S	Opponent	Score
						83 A FGCU	0	3	116 A Lipscomb	0	3
						83 H FGCU	0	3	116 H Lipscomb	1	3
						87 A Kennesaw St.	0	3	162 A La Salle	0	3
						87 H Kennesaw St.	0	3	184 H Lehigh	0	3
									188 A Stetson	0	3
									188 H Stetson	0	3
									195 A Liberty	0	3
									195 H Liberty	1	3
									232 A Sacred Heart	0	3
									240 N Kent St.	0	3
									250 H Rider	1	3
									258 H North Florida	0	3
									259 N Rhode Island	1	3
									296 N Youngstown St.	1	3
									298 A Jacksonville	3	2
									298 H Jacksonville	2	3
									308 H North Ala.	3	0
									309 N Binghamton	0	3
									312 A Bucknell	0	3
									312 N Bucknell	1	3
									315 A St. Francis Brooklyn	0	3
									323 N Saint Peter's	2	3
									325 H Siena	2	3
									327 H Manhattan	2	3
									332 H Fairleigh Dickinson	3	1
									334 N Delaware St.	3	1
LAST 10 GAMES											
						188 H Stetson	0	3	87 A Kennesaw St.	0	3
						298 H Jacksonville	2	3	116 A Lipscomb	0	3
						325 H Siena	2	3	327 H Manhattan	2	3
						83 A FGCU	0	3	258 H North Florida	0	3
						195 A Liberty	0	3	308 H North Ala.	3	0

Non-Div. I Games:

NJIT

Average RPI Win: 325		WON-LOST	WINNING	LAST 10	STRENGTH OF		OPP. STRENGTH	TEAM	ADJ	CONF.	ADJ CONF.
Average RPI Loss: 268		RECORD	PCT. RANK	GAMES	SCHEDULE		OF SCHEDULE	RPI	RPI	RPI	RPI
DIV. I ONLY		6- 21	.22222	301	2-8		328	333	329	.30276	329
DIV. I NON-CONF.		0- 10	0	325	0		295	261	327	.30898	328
TOTALS		RPI 1-25	RPI 26-50		W-L RECORDS		RPI 51-100		RPI 101-150		RPI 150+
6- 21	0- 0	0- 0		OVERALL		0- 1		0- 1		6- 19	
2- 2	0- 0	0- 0		HOME		0- 0		0- 0		2- 2	
0- 9	0- 0	0- 0		AWAY		0- 0		0- 1		0- 8	
4- 10	0- 0	0- 0		NEUTRAL		0- 1		0- 0		4- 9	
0- 10	0- 0	0- 0		NON-CONFERENCE		0- 1		0- 1		0- 8	
0- 1	0- 0	0- 0		HOME		0- 0		0- 0		0- 1	
0- 5	0- 0	0- 0		AWAY		0- 0		0- 1		0- 4	
0- 4	0- 0	0- 0		NEUTRAL		0- 1		0- 0		0- 3	
6- 11	0- 0	0- 0		CONFERENCE		0- 0		0- 0		6- 11	
2- 1	0- 0	0- 0		HOME		0- 0		0- 0		2- 1	
0- 4	0- 0	0- 0		AWAY		0- 0		0- 0		0- 4	
4- 6	0- 0	0- 0		NEUTRAL		0- 0		0- 0		4- 6	
RPI S Opponent	Score	RPI S Opponent	Score	RPI S Opponent	Score	RPI S Opponent	Score	RPI S Opponent	Score	RPI S Opponent	Score
				85 N UTRGV	0 3	148 A Houston	0 3	185 A Houston Baptist	0 3	185 H Houston Baptist	1 3
						242 A McNeese	0 3	266 N Alabama St.	0 3	266 N Alabama St.	0 3
						270 A New Orleans	0 3	273 N Alabama A&M	1 3	273 N Alabama A&M	0 3
						281 N Bethune-Cookman	0 3	289 N Morgan St.	0 3	299 A Lamar University	0 3
						306 N Louisiana Tech	0 3	313 A Ark. -Pine Bluff	0 3	314 A Texas Southern	1 3
						314 H Texas Southern	3 0	319 A Southern U.	0 3	319 H Southern U.	3 1
						321 N Jackson St.	3 0	321 N Jackson St.	0 3	326 A Grambling	2 3
						326 H Grambling	1 3	331 N Alcorn	3 2	331 N Alcorn	3 0
						335 N Mississippi Val.	3 1	335 N Mississippi Val.	2 3		
				LAST 10 GAMES							
				273 N Alabama A&M	0 3	321 N Jackson St.	0 3				
				314 H Texas Southern	3 0	266 N Alabama St.	0 3				
				326 A Grambling	2 3	335 N Mississippi Val.	2 3				
				319 A Southern U.	0 3	273 N Alabama A&M	1 3				
				331 N Alcorn	3 2	313 A Ark. -Pine Bluff	0 3				

Non-Div. I Games: Huston-Tillotson 1 3 UNKNOWN 0 3 Huston-Tillotson 0 3

Prairie View

Average RPI Win: 323		WON-LOST	WINNING	LAST 10	STRENGTH OF		OPP. STRENGTH	TEAM	ADJ	CONF.	ADJ CONF.
Average RPI Loss: 258		RECORD	PCT. RANK	GAMES	SCHEDULE		OF SCHEDULE	RPI	RPI	RPI	RPI
DIV. I ONLY		4- 16	.2	311	334		318	331	.3	330	31
DIV. I NON-CONF.		0- 8	0	325	316		239	333	.29889	330	31
TOTALS		RPI 1-25	RPI 26-50		W-L RECORDS		RPI 51-100		RPI 101-150		RPI 150+
4- 16	0- 0	0- 0		OVERALL		0- 0		0- 1		4- 15	
1- 5	0- 0	0- 0		HOME		0- 0		0- 0		1- 5	
2- 5	0- 0	0- 0		AWAY		0- 0		0- 0		2- 5	
1- 6	0- 0	0- 0		NEUTRAL		0- 0		0- 1		1- 5	
0- 8	0- 0	0- 0		NON-CONFERENCE		0- 0		0- 1		0- 7	
0- 1	0- 0	0- 0		HOME		0- 0		0- 0		0- 1	
0- 3	0- 0	0- 0		AWAY		0- 0		0- 0		0- 3	
0- 4	0- 0	0- 0		NEUTRAL		0- 0		0- 1		0- 3	
4- 8	0- 0	0- 0		CONFERENCE		0- 0		0- 0		4- 8	
1- 4	0- 0	0- 0		HOME		0- 0		0- 0		1- 4	
2- 2	0- 0	0- 0		AWAY		0- 0		0- 0		2- 2	
1- 2	0- 0	0- 0		NEUTRAL		0- 0		0- 0		1- 2	
RPI S Opponent	Score	RPI S Opponent	Score	RPI S Opponent	Score	RPI S Opponent	Score	RPI S Opponent	Score		
								122 N UNCW	0	3	
								157 A Georgetown	0	3	
								172 N Eastern Mich.	0	3	
								178 H Howard	0	3	
								205 N George Mason	0	3	
								275 A William & Mary	0	3	
								280 N Penn	0	3	
								287 A UMES	0	3	
								287 H UMES	0	3	
								289 A Morgan St.	3	0	
								289 H Morgan St.	1	3	
								303 A Hampton	0	3	
								303 H Hampton	1	3	
								307 N N. C. A&T	1	3	
								317 A Coppin St.	2	3	
								317 H Coppin St.	0	3	
								333 N Savannah St.	0	3	
								334 A Delaware St.	3	0	
								334 H Delaware St.	3	2	
								336 N South Carolina St.	3	0	
LAST 10 GAMES											
				334 H Delaware St.	3	2		178 H Howard	0	3	
				287 H UMES	0	3		334 A Delaware St.	3	0	
				303 A Hampton	0	3		287 A UMES	0	3	
				289 A Morgan St.	3	0		289 H Morgan St.	1	3	
				317 A Coppin St.	2	3		317 H Coppin St.	0	3	

Non-Div. I Games:

Norfolk St.

Average RPI Win:		319	WON-LOST RECORD		WINNING PCT. RANK		LAST 10 GAMES		STRENGTH OF SCHEDULE		OPP. STRENGTH OF SCHEDULE		TEAM RPI		ADJ RPI		CONF. RPI		ADJ CONF. RPI	
DIV. I ONLY			5- 16		.2381 298		4-6		333		336		330		.29099 331		32		32	
DIV. I NON-CONF.			0- 4		0 325		0		313		269		332		.29401 332		32		32	
TOTALS		RPI 1-25		RPI 26-50		W-L RECORDS		RPI 51-100		RPI 101-150		RPI 150+								
5- 16		0- 0		0- 0		OVERALL		0- 0		0- 0		5- 16								
1- 2		0- 0		0- 0		HOME		0- 0		0- 0		1- 2								
0- 6		0- 0		0- 0		AWAY		0- 0		0- 0		0- 6								
4- 8		0- 0		0- 0		NEUTRAL		0- 0		0- 0		4- 8								
0- 4		0- 0		0- 0		NON-CONFERENCE		0- 0		0- 0		0- 4								
0- 0		0- 0		0- 0		HOME		0- 0		0- 0		0- 0								
0- 2		0- 0		0- 0		AWAY		0- 0		0- 0		0- 2								
0- 2		0- 0		0- 0		NEUTRAL		0- 0		0- 0		0- 2								
5- 12		0- 0		0- 0		CONFERENCE		0- 0		0- 0		5- 12								
1- 2		0- 0		0- 0		HOME		0- 0		0- 0		1- 2								
0- 4		0- 0		0- 0		AWAY		0- 0		0- 0		0- 4								
4- 6		0- 0		0- 0		NEUTRAL		0- 0		0- 0		4- 6								
RPI	S	Opponent		Score		RPI	S	Opponent		Score		RPI	S	Opponent		Score				
																</				

Average RPI Win: 329		WON-LOST	WINNING	LAST 10	STRENGTH OF		OPP. STRENGTH	TEAM	ADJ	CONF.	ADJ CONF.
Average RPI Loss: 255		RECORD	PCT. RANK	GAMES	SCHEDULE		OF SCHEDULE	RPI	RPI	RPI	RPI
DIV. I ONLY		2- 26	.07143	335	0-10		318	322	332	.28722	332
DIV. I NON-CONF.		2- 14	.125	306	0-2		333	331	334	.27589	334
TOTALS		RPI 1-25	RPI 26-50		W-L RECORDS		RPI 51-100		RPI 101-150		RPI 150+
2- 26	0- 0	0- 1		OVERALL		0- 0		0- 0		2- 25	
0- 9	0- 0	0- 0		HOME		0- 0		0- 0		0- 9	
0- 12	0- 0	0- 1		AWAY		0- 0		0- 0		0- 11	
2- 5	0- 0	0- 0		NEUTRAL		0- 0		0- 0		2- 5	
2- 14	0- 0	0- 1		NON-CONFERENCE		0- 0		0- 0		2- 13	
0- 2	0- 0	0- 0		HOME		0- 0		0- 0		0- 2	
0- 7	0- 0	0- 1		AWAY		0- 0		0- 0		0- 6	
2- 5	0- 0	0- 0		NEUTRAL		0- 0		0- 0		2- 5	
0- 12	0- 0	0- 0		CONFERENCE		0- 0		0- 0		0- 12	
0- 7	0- 0	0- 0		HOME		0- 0		0- 0		0- 7	
0- 5	0- 0	0- 0		AWAY		0- 0		0- 0		0- 5	
0- 0	0- 0	0- 0		NEUTRAL		0- 0		0- 0		0- 0	
RPI S Opponent	Score	RPI S Opponent	Score	RPI S Opponent	Score	RPI S Opponent	Score	RPI S Opponent	Score	RPI S Opponent	Score
		46 A Denver	0 3					167 A LIU Brooklyn	0 3		
								167 H LIU Brooklyn	0 3		
								168 N Idaho St.	0 3		
								204 A Bryant	0 3		
								204 H Bryant	0 3		
								226 A Evansville	1 3		
								232 A Sacred Heart	0 3		
								232 H Sacred Heart	0 3		
								238 A Central Conn. St.	0 3		
								238 H Central Conn. St.	0 3		
								241 N Brown	1 3		
								250 A Rider	1 3		
								277 A Providence	0 3		
								286 H Robert Morris	0 3		
								294 N Hartford	0 3		
								297 H Saint Francis (PA)	0 3		
								300 N Tennessee Tech	1 3		
								311 A Western Ill.	0 3		
								315 A St. Francis Brooklyn	1 3		
								315 H St. Francis Brooklyn	1 3		
								317 H Coppin St.	0 3		
								320 A Lafayette	0 3		
								323 H Saint Peter's	2 3		
								323 N Saint Peter's	3 0		
								324 N UMass Lowell	2 3		
								328 A NJIT	1 3		
								334 N Delaware St.	3 2		
LAST 10 GAMES				LAST 10 GAMES				LAST 10 GAMES			
		204 H Bryant	0 3			315 A St. Francis Brooklyn	1 3				
		238 H Central Conn. St.	0 3			167 A LIU Brooklyn	0 3				
		317 H Coppin St.	0 3			297 H Saint Francis (PA)	0 3				
		232 A Sacred Heart	0 3			286 H Robert Morris	0 3				
		250 A Rider	1 3			204 A Bryant	0 3				

Non-Div. I Games:

Fairleigh Dickinson

Average RPI Win:	329	WON-LOST RECORD	WINNING PCT. RANK	LAST 10 GAMES	STRENGTH OF SCHEDULE	OPP. STRENGTH OF SCHEDULE	TEAM RPI	ADJ RPI	CONF. RPI	ADJ CONF. RPI		
DIV. I ONLY		3- 19	.13636 326	2-8	336	323	335	.27664 333	31	31		
DIV. I NON-CONF.		0- 13	0 325	0-2	330	283	336	.2751 335	31	31		
<hr/>												
TOTALS	RPI 1-25		RPI 26-50		W-L RECORDS		RPI 51-100		RPI 101-150		RPI 150+	
3- 19	0- 0		0- 0		OVERALL		0- 0		0- 1		3- 18	
1- 4	0- 0		0- 0		HOME		0- 0		0- 0		1- 4	
0- 10	0- 0		0- 0		AWAY		0- 0		0- 1		0- 9	
2- 5	0- 0		0- 0		NEUTRAL		0- 0		0- 0		2- 5	
<hr/>												
0- 13	0- 0		0- 0		NON-CONFERENCE		0- 0		0- 1		0- 12	
0- 2	0- 0		0- 0		HOME		0- 0		0- 0		0- 2	
0- 6	0- 0		0- 0		AWAY		0- 0		0- 1		0- 5	
0- 5	0- 0		0- 0		NEUTRAL		0- 0		0- 0		0- 5	
<hr/>												
3- 6	0- 0		0- 0		CONFERENCE		0- 0		0- 0		3- 6	
1- 2	0- 0		0- 0		HOME		0- 0		0- 0		1- 2	
0- 4	0- 0		0- 0		AWAY		0- 0		0- 0		0- 4	
2- 0	0- 0		0- 0		NEUTRAL		0- 0		0- 0		2- 0	
<hr/>												
RPI	S	Opponent	Score	RPI	S	Opponent	Score	RPI	S	Opponent	Score	
								146	A	FIU	0	3
								172	N	Eastern Mich.	0	3
								219	N	Del aware	0	3
								252	A	Charleston So.	0	3
								260	N	Chi cago St.	1	3
								272	A	Flori da A&M	0	3
								274	A	The Ci tadel	0	3
								274	H	The Ci tadel	1	3
								275	A	William & Mary	0	3
								281	A	Bethune-Cookman	0	3
								283	N	USC Upstate	0	3
								283	N	USC Upstate	2	3
								295	A	Ga. Southern	0	3
								295	A	Ga. Southern	0	3
								295	H	Ga. Southern	1	3
								307	A	N. C. A&T	0	3
								307	H	N. C. A&T	1	3
								322	A	N. C. Central	0	3
								322	H	N. C. Central	3	1
								330	N	Norfolk St.	3	0
336	H	South Carolina St.	0	3								
336	N	South Carolina St.	3	1								
				LAST 10 GAMES								
272 A Flori da A&M				0	3	274 A The Ci tadel				0	3	
295 A Ga. Southern				0	3	336 N South Carolina St.				3	1	
283 N USC Upstate				0	3	281 A Bethune-Cookman				0	3	
307 A N. C. A&T				0	3	307 H N. C. A&T				1	3	
322 A N. C. Central				0	3	322 H N. C. Central				3	1	

Non-Div. I Games:

Savannah St.

Average RPI Win: 322		WON-LOST	WINNING	LAST 10	STRENGTH OF		OPP. STRENGTH	TEAM	ADJ	CONF.	ADJ CONF.
Average RPI Loss: 246		RECORD	PCT. RANK	GAMES	SCHEDULE		OF SCHEDULE	RPI	RPI	RPI	RPI
DIV. I ONLY		2- 25	.07407	334	0-10		324	315	333	.27609	334
DIV. I NON-CONF.		0- 16	0	325	0-2		300	295	330	.29256	333
TOTALS		RPI 1-25	RPI 26-50		W-L RECORDS		RPI 51-100		RPI 101-150		RPI 150+
2- 25	0- 0	0- 1		OVERALL		0- 1		0- 2		2- 21	
1- 6	0- 0	0- 0		HOME		0- 0		0- 2		1- 4	
1- 10	0- 0	0- 0		AWAY		0- 1		0- 0		1- 9	
0- 9	0- 0	0- 1		NEUTRAL		0- 0		0- 0		0- 8	
0- 16	0- 0	0- 1		NON-CONFERENCE		0- 1		0- 2		0- 12	
0- 3	0- 0	0- 0		HOME		0- 0		0- 2		0- 1	
0- 5	0- 0	0- 0		AWAY		0- 1		0- 0		0- 4	
0- 8	0- 0	0- 1		NEUTRAL		0- 0		0- 0		0- 7	
2- 9	0- 0	0- 0		CONFERENCE		0- 0		0- 0		2- 9	
1- 3	0- 0	0- 0		HOME		0- 0		0- 0		1- 3	
1- 5	0- 0	0- 0		AWAY		0- 0		0- 0		1- 5	
0- 1	0- 0	0- 0		NEUTRAL		0- 0		0- 0		0- 1	
RPI S Opponent	Score	RPI S Opponent	Score	RPI S Opponent	Score	RPI S Opponent	Score	RPI S Opponent	Score		
		30 N Missouri	0 3			53 A James Madi son	0 3	103 H American	0 3		
								145 H Towson	0 3		
								162 H La Salle	1 3		
								178 A Howard	0 3		
								178 H Howard	0 3		
								192 N Winthrop	0 3		
								211 A UNC Greensboro	0 3		
								263 N Fai rfi el d	0 3		
								280 A Penn	1 3		
								287 A UMES	1 3		
								287 H UMES	0 3		
								289 A Morgan St.	0 3		
								294 N Hartford	0 3		
								302 N Cal . St. Full erton	0 3		
								307 A N. C. A&T	3 1		
								312 N Bucknell	0 3		
								315 A St. Francis Brooklyn	0 3		
								317 A Coppin St.	1 3		
								320 A Lafayette	1 3		
								322 N N. C. Central	0 3		
								328 N NJIT	1 3		
								330 A Norfol k St.	2 3		
								330 H Norfol k St.	0 3		
								332 N Fai rlei gh Di ckinson	2 3		
								336 H South Carol ina St.	3 0		
		LAST 10 GAMES									
		330 A Norfol k St.	2 3			317 A Coppin St.	1 3				
		178 A Howard	0 3			289 A Morgan St.	0 3				
		287 A UMES	1 3			330 H Norfol k St.	0 3				
		145 H Towson	0 3			178 H Howard	0 3				
		162 H La Salle	1 3			287 H UMES	0 3				

Non-Div. I Games:

Del aware St.

Average RPI Win: 330		WON-LOST	WINNING	LAST 10	STRENGTH OF		OPP. STRENGTH	TEAM	ADJ	CONF.	ADJ CONF.
Average RPI Loss: 261		RECORD	PCT. RANK	GAMES	SCHEDULE		OF SCHEDULE	RPI	RPI	RPI	RPI
DIV. I ONLY		2- 24	.07692	331	3-7		327	325	334	.27537	335
DIV. I NON-CONF.		0- 11	0	325	0		245	268	324	.33581	324
TOTALS		RPI 1-25	RPI 26-50		W-L RECORDS		RPI 51-100		RPI 101-150		RPI 150+
2- 24		0- 0	0- 0		OVERALL		0- 0		0- 3		2- 21
1- 1		0- 0	0- 0		HOME		0- 0		0- 0		1- 1
0- 5		0- 0	0- 0		AWAY		0- 0		0- 0		0- 5
1- 18		0- 0	0- 0		NEUTRAL		0- 0		0- 3		1- 15
0- 11		0- 0	0- 0		NON-CONFERENCE		0- 0		0- 3		0- 8
0- 0		0- 0	0- 0		HOME		0- 0		0- 0		0- 0
0- 2		0- 0	0- 0		AWAY		0- 0		0- 0		0- 2
0- 9		0- 0	0- 0		NEUTRAL		0- 0		0- 3		0- 6
2- 13		0- 0	0- 0		CONFERENCE		0- 0		0- 0		2- 13
1- 1		0- 0	0- 0		HOME		0- 0		0- 0		1- 1
0- 3		0- 0	0- 0		AWAY		0- 0		0- 0		0- 3
1- 9		0- 0	0- 0		NEUTRAL		0- 0		0- 0		1- 9
RPI	S	Opponent	Score	RPI	S	Opponent	Score	RPI	S	Opponent	Score
								117	N	Bradley	0 3
								118	N	California Baptist	0 3
								148	N	Houston	0 3
								155	N	Sam Houston St.	0 3
								177	A	Louisiana	0 3
								228	N	Western Caro.	0 3
								239	A	Mississippi St.	0 3
								245	N	Jacksonville St.	0 3
								251	N	La. -Monroe	0 3
								266	A	Alabama St.	0 3
								266	H	Alabama St.	1 3
								273	A	Alabama A&M	0 3
								279	N	Georgia St.	0 3
								313	N	Ark. -Pine Bluff	0 3
								313	N	Ark. -Pine Bluff	1 3
								314	N	Texas Southern	0 3
								314	N	Texas Southern	2 3
								316	N	Nicholls St.	0 3
								319	N	Southern U.	2 3
								319	N	Southern U.	0 3
								321	A	Jackson St.	0 3
								326	N	Grambling	2 3
								326	N	Grambling	1 3
								329	N	Prairie View	3 2
								329	N	Prairie View	1 3
								331	H	Alcorn	3 2
LAST 10 GAMES											
				314	N	Texas Southern	2 3	326	N	Grambling	1 3
				321	A	Jackson St.	0 3	319	N	Southern U.	0 3
				314	N	Texas Southern	0 3	329	N	Prairie View	3 2
				273	A	Alabama A&M	0 3	313	N	Ark. -Pine Bluff	1 3
				266	A	Alabama St.	0 3	331	H	Alcorn	3 2

Non-Div. I Games: Crowley's Ridge 3 0 Mississippi Col. 0 3 Dillard 3 0 Dillard 3 2 Mississippi Val .

Average RPI Win: 333		WON-LOST	WINNING	LAST 10	STRENGTH OF		OPP. STRENGTH	TEAM	ADJ	CONF.	ADJ CONF.
Average RPI Loss: 287		RECORD	PCT. RANK	GAMES	SCHEDULE		OF SCHEDULE	RPI	RPI	RPI	RPI
DIV. I ONLY		1- 23	.04167	336	0-10		332	334	336	.2459	336
DIV. I NON-CONF.		0- 11	0	325	0-3		298	318	331	.29867	331
TOTALS		RPI 1-25	RPI 26-50		W-L RECORDS		RPI 51-100		RPI 101-150		RPI 150+
1- 23	0- 0	0- 0		OVERALL		0- 1		0- 0		1- 22	
0- 4	0- 0	0- 0		HOME		0- 0		0- 0		0- 4	
1- 11	0- 0	0- 0		AWAY		0- 1		0- 0		1- 10	
0- 8	0- 0	0- 0		NEUTRAL		0- 0		0- 0		0- 8	
0- 11	0- 0	0- 0		NON-CONFERENCE		0- 1		0- 0		0- 10	
0- 4	0- 0	0- 0		HOME		0- 0		0- 0		0- 4	
0- 3	0- 0	0- 0		AWAY		0- 1		0- 0		0- 2	
0- 4	0- 0	0- 0		NEUTRAL		0- 0		0- 0		0- 4	
1- 12	0- 0	0- 0		CONFERENCE		0- 0		0- 0		1- 12	
0- 0	0- 0	0- 0		HOME		0- 0		0- 0		0- 0	
1- 8	0- 0	0- 0		AWAY		0- 0		0- 0		1- 8	
0- 4	0- 0	0- 0		NEUTRAL		0- 0		0- 0		0- 4	
RPI S	Opponent	Score	RPI S	Opponent	Score	RPI S	Opponent	Score	RPI S	Opponent	Score
						69 A	Col. of Charleston	0 3	252 H	Charleston So.	1 3
									255 H	Presbyteri an	0 3
									266 N	Al abama St.	0 3
									272 A	Fl ori da A&M	0 3
									273 N	Al abama A&M	0 3
									274 H	The Ci tadel	0 3
									281 A	Bethune-Cookman	1 3
									283 A	USC Upstate	0 3
									287 A	UMES	0 3
									289 A	Morgan St.	0 3
									295 H	Ga. Southern	0 3
									303 N	Hampton	0 3
									307 A	N. C. A&T	1 3
									307 N	N. C. A&T	0 3
									310 A	Gardner-Webb	0 3
									315 N	St. Francis Brooklyn	0 3
									317 A	Coppin St.	0 3
									322 A	N. C. Central	0 3
									322 N	N. C. Central	0 3
									330 N	Norfol k St.	0 3
									333 A	Savannah St.	3 0
									333 N	Savannah St.	1 3
									334 A	Del aware St.	0 3
LAST 10 GAMES											
						272 A	Fl ori da A&M	0 3	295 H	Ga. Southern	0 3
						273 N	Al abama A&M	0 3	281 A	Bethune-Cookman	1 3
						322 A	N. C. Central	0 3	255 H	Presbyteri an	0 3
						307 A	N. C. A&T	1 3	322 N	N. C. Central	0 3
						333 N	Savannah St.	1 3	307 N	N. C. A&T	0 3

Non-Div. I Games:

South Carolina St.