

## Wake Forest

Through Games Of Dec. 13, 2015

Average RPI Win:		50	WON-LOST RECORD		WINNING PCT. RANK		LAST 10 GAMES		STRENGTH OF SCHEDULE		OPP. STRENGTH OF SCHEDULE		TEAM RPI		ADJ RPI		CONF. RPI		ADJ CONF. RPI					
Average RPI Loss:		12																						
DIV. I ONLY			17-3-2		.81818		6		8-2-0		4		1		1		.67894		1		1		1	
DIV. I NON-CONF.			10-2-0		.83333		8		4-1-0		7		18		3		.65639		3		1		1	
TOTALS		RPI 1-25		RPI 26-50		W-L RECORDS		RPI 51-100		RPI 101-150		RPI 150+												
17-3-2		10-3-1		2-0-1		OVERALL		1-0-0		2-0-0		2-0-0												
13-3-1		7-3-1		2-0-0		HOME		1-0-0		1-0-0		2-0-0												
4-0-1		3-0-0		0-0-1		AWAY		0-0-0		1-0-0		0-0-0												
0-0-0		0-0-0		0-0-0		NEUTRAL		0-0-0		0-0-0		0-0-0												
10-2-0		4-2-0		2-0-0		NON-CONFERENCE		1-0-0		1-0-0		2-0-0												
9-2-0		3-2-0		2-0-0		HOME		1-0-0		1-0-0		2-0-0												
1-0-0		1-0-0		0-0-		AWAY		0-0-0		0-0-0		0-0-0												
0-0-0		0-0-0		0-0-0		NEUTRAL		0-0-0		0-0-0		0-0-0												
7-1-2		6-1-1		0-0-1		CONFERENCE		0-0-0		1-0-0		0-0-0												
4-1-1		4-1-1		0-0-0		HOME		0-0-0		0-0-0		0-0-0												
3-0-1		2-0-0		0-0-1		AWAY		0-0-0		1-0-0		0-0-0												
0-0-0		0-0-0		0-0-0		NEUTRAL		0-0-0		0-0-0		0-0-0												
RPI	S	Opponent		Score		RPI	S	Opponent		Score		RPI	S	Opponent		Score		RPI	S	Opponent		Score		
2	H	Stanford		1	2	27	H	South Carolina		2	0	57	H	FGCU		1	0	124	A	Pittsburgh		4	0	
3	H	Clemson		1	1	33	A	North Carolina St.		0	0							136	H	Davidson		4	0	
4	A	Akron		2	1	46	H	Santa Clara		1	0							152	H	Georgia St.		5	0	
5	H	Syracuse		3	1													163	H	UNC Asheville		5	0	
6	H	North Carolina		1	0																			
11	H	Notre Dame		2	1																			
11	H	Notre Dame		0	1																			
13	A	Boston College		5	0																			
17	H	Indiana		1	0																			
22	H	FIU		3	2																			
23	H	Elon		0	1																			
24	A	Louisville		4	2																			
24	H	Louisville		2	1																			
25	H	Charlotte		1	0																			
LAST 10 GAMES																								
2	H	Stanford		1	2	24	A	Louisville		4	2													
17	H	Indiana		1	0	136	H	Davidson		4	0													
25	H	Charlotte		1	0	11	H	Notre Dame		2	1													
11	H	Notre Dame		0	1	152	H	Georgia St.		5	0													
24	H	Louisville		2	1	6	H	North Carolina		1	0													

Non-Div. I Games:

Wake Forest

**Non-Div. I Games:**

Tie, 
  Loss, 
  Non-Conf, 
 S Site, H Home, A Away, N Neutral

Page 2

Average RPI Win: 58		WON-LOST	WINNING	LAST 10	STRENGTH OF		OPP. STRENGTH	TEAM	ADJ	CONF.	ADJ CONF.
Average RPI Loss: 6		RECORD	PCT. RANK	GAMES	SCHEDULE		OF SCHEDULE	RPI	RPI	RPI	RPI
DIV. I ONLY		17-3-4	.79167	9	2		3	2	.6738	3	1
DIV. I NON-CONF.		10-1-2	.84615	7	10		30	6	.63987	6	1
TOTALS		RPI 1-25	RPI 26-50		W-L RECORDS		RPI 51-100		RPI 101-150		RPI 150+
17-3-4		7-3-4	2-0-0		OVERALL		5-0-0		1-0-0		2-0-0
12-1-2		5-1-2	1-0-0		HOME		4-0-0		1-0-0		1-0-0
5-1-1		2-1-1	1-0-0		AWAY		1-0-0		0-0-0		1-0-0
0-1-1		0-1-1	0-0-0		NEUTRAL		0-0-0		0-0-0		0-0-0
10-1-2		3-1-2	1-0-0		NON-CONFERENCE		4-0-0		0-0-0		2-0-0
7-0-2		2-0-2	1-0-0		HOME		3-0-0		0-0-0		1-0-0
3-0-0		1-0-0	0-0-0		AWAY		1-0-0		0-0-0		1-0-0
0-1-0		0-1-0	0-0-0		NEUTRAL		0-0-0		0-0-0		0-0-0
7-2-2		4-2-2	1-0-0		CONFERENCE		1-0-0		1-0-0		0-0-0
5-1-0		3-1-0	0-0-0		HOME		1-0-0		1-0-0		0-0-0
2-1-1		1-1-1	1-0-0		AWAY		0-0-0		0-0-0		0-0-0
0-0-1		0-0-1	0-0-0		NEUTRAL		0-0-0		0-0-0		0-0-0
RPI S	Opponent	Score	RPI S	Opponent	Score	RPI S	Opponent	Score	RPI S	Opponent	Score
1 A	Wake Forest	1 1	27 H	South Carolina	3 0	53 H	Duke	2 1	110 H	Virginia Tech	2 0
2 N	Stanford	0 4	33 A	North Carolina St.	4 1	58 H	Brown	3 1	166 H	Ga. Southern	3 1
5 A	Syracuse	1 0				73 H	Mercer	4 1	182 A	Gardner-Webb	4 0
5 H	Syracuse	0 2				81 H	ETSU	3 1			
5 N	Syracuse	0 0				91 A	Furman	3 0			
10 H	Maryland	1 1									
11 A	Notre Dame	0 1									
13 H	Boston College	3 0									
13 H	Boston College	1 0									
16 H	UC Santa Barbara	3 2									
21 H	Coastal Caro.	1 1									
23 H	Elon	5 2									
24 H	Louisville	4 2									
25 A	Charlotte	1 0									
LAST 10 GAMES											
2 N	Stanford	0 4	5 H	Syracuse	0 2						
5 N	Syracuse	0 0	13 H	Boston College	3 0						
10 H	Maryland	1 1	33 A	North Carolina St.	4 1						
16 H	UC Santa Barbara	3 2	13 H	Boston College	1 0						
23 H	Elon	5 2	166 H	Ga. Southern	3 1						

Non-Div. I Games:

Clemson

Average RPI Win: 73		WON-LOST RECORD		WINNING PCT. RANK		LAST 10 GAMES		STRENGTH OF SCHEDULE		OPP. STRENGTH OF SCHEDULE		TEAM RPI		ADJ RPI		CONF. RPI		ADJ CONF. RPI	
DIV. I ONLY		18-3-3		.8125 7		7-1-2		8		20		3		.65957 4		7		7	
DIV. I NON-CONF.		12-3-2		.76471 16		3-1-1		3		4		1		.68131 1		12		12	
TOTALS		RPI 1-25		RPI 26-50		W-L RECORDS		RPI 51-100		RPI 101-150		RPI 150+							
18-3-3		5-2-2		2-1-0		OVERALL		5-0-1		4-0-0		2-0-0							
11-2-1		2-2-1		2-0-0		HOME		4-0-0		2-0-0		1-0-0							
7-1-1		3-0-0		0-1-0		AWAY		1-0-1		2-0-0		1-0-0							
0-0-1		0-0-1		0-0-0		NEUTRAL		0-0-0		0-0-0		0-0-0							
12-3-2		5-2-2		2-1-0		NON-CONFERENCE		4-0-0		1-0-0		0-0-0							
7-2-1		2-2-1		2-0-0		HOME		3-0-0		0-0-0		0-0-0							
5-1-0		3-0-0		0-0-		AWAY		1-0-0		1-0-0		0-0-0							
0-0-1		0-0-1		0-0-0		NEUTRAL		0-0-0		0-0-0		0-0-0							
6-0-1		0-0-0		0-0-0		CONFERENCE		1-0-1		3-0-0		2-0-0							
4-0-0		0-0-0		0-0-0		HOME		1-0-0		2-0-0		1-0-0							
2-0-1		0-0-0		0-0-0		AWAY		0-0-1		1-0-0		1-0-0							
0-0-0		0-0-0		0-0-0		NEUTRAL		0-0-0		0-0-0		0-0-0							
RPI S	Opponent	Score		RPI S	Opponent	Score		RPI S	Opponent	Score		RPI S	Opponent	Score					
1 H	Wake Forest	1	2	29 H	Rutgers	6	1	64 H	Michigan St.	4	1	106 A	West Virginia	2	0				
2 N	Stanford	0	0	45 A	Old Dominion	1	4	68 A	Western Mich.	1	1	106 H	West Virginia	3	2				
7 A	Georgetown	1	0	46 H	Santa Clara	2	0	78 H	Penn St.	1	0	126 A	UAB	2	1				
8 H	Creighton	3	2					86 H	Saint Louis	3	2	127 H	Northern Ill.	4	0				
9 H	SMU	2	1					92 A	VCU	3	2	156 A	Buffalo	2	1				
10 A	Maryland	3	2					98 H	Bowling Green	4	0	156 H	Buffalo	1	0				
14 H	Ohio St.	3	3																
15 H	UCLA	2	4																
16 A	UC Santa Barbara	2	0																
				LAST 10 GAMES															
				2 N Stanford 0 0				156 H Buffalo 1 0											
				8 H Creighton 3 2				98 H Bowling Green 4 0											
				9 H SMU 2 1				15 H UCLA 2 4											
				29 H Rutgers 6 1				106 A West Virginia 2 0											
				106 H West Virginia 3 2				68 A Western Mich. 1 1											

Non-Div. I Games:

Akron

Average RPI Win: 54		WON-LOST	WINNING	LAST 10	STRENGTH OF	OPP. STRENGTH	TEAM	ADJ	CONF.	ADJ CONF.				
Average RPI Loss: 11		RECORD	PCT. RANK	GAMES	SCHEDULE	OF SCHEDULE	RPI	RPI	RPI	RPI				
DIV. I ONLY		16-5-4	.72	14	7-1-2	1	2	6	.65901	5	1	1		
DIV. I NON-CONF.		9-1-1	.86364	5	2-0-0	31	47	16	.59635	17	1	1		
<hr/>														
TOTALS		RPI 1-25		RPI 26-50		W-L RECORDS		RPI 51-100		RPI 101-150		RPI 150+		
16-5-4		5-4-3		4-1-0		OVERALL		4-0-1		3-0-0		0-0-0		
11-1-2		3-1-1		4-0-0		HOME		2-0-1		2-0-0		0-0-0		
5-4-1		2-3-1		0-1-0		AWAY		2-0-0		1-0-0		0-0-0		
0-0-1		0-0-1		0-0-0		NEUTRAL		0-0-0		0-0-0		0-0-0		
9-1-1		2-0-0		2-1-0		NON-CONFERENCE		3-0-1		2-0-0		0-0-0		
7-0-1		2-0-0		2-0-0		HOME		2-0-1		1-0-0		0-0-0		
2-1-0		0-0-0		0-0-		AWAY		1-0-0		1-0-0		0-0-0		
0-0-0		0-0-0		0-0-0		NEUTRAL		0-0-0		0-0-0		0-0-0		
7-4-3		3-4-3		2-0-0		CONFERENCE		1-0-0		1-0-0		0-0-0		
4-1-1		1-1-1		2-0-0		HOME		0-0-0		1-0-0		0-0-0		
3-3-1		2-3-1		0-0-0		AWAY		1-0-0		0-0-0		0-0-0		
0-0-1		0-0-1		0-0-0		NEUTRAL		0-0-0		0-0-0		0-0-0		
RPI	S	Opponent		Score	RPI	S	Opponent		Score	RPI	S	Opponent		Score
1	A	Wake Forest		1 3	29	H	Rutgers		2 1	53	A	Duke		3 1
3	A	Clemson		2 0	32	A	Hofstra		1 2	62	A	Colgate		2 0
3	H	Clemson		0 1	33	H	North Carolina St.		2 0	66	H	Binghamton		3 1
3	N	Clemson		0 0	33	H	North Carolina St.		2 1	95	H	Hartford		2 2
6	A	North Carolina		1 2	48	H	Albany (NY)		2 1	98	H	Bowling Green		3 0
6	A	North Carolina		1 1										
11	A	Notre Dame		1 0										
12	H	Seattle		3 1										
13	A	Boston College		1 2										
13	H	Boston College		1 0										
20	H	Dartmouth		2 1										
24	H	Louisville		1 1										
<hr/>														
LAST 10 GAMES														
3 N Clemson					0 0	3 A Clemson					2 0			
13 H Boston College					1 0	6 A North Carolina					1 1			
12 H Seattle					3 1	33 H North Carolina St.					2 0			
20 H Dartmouth					2 1	13 A Boston College					1 2			
11 A Notre Dame					1 0	33 H North Carolina St.					2 1			

Non-Div. I Games:

Syracuse

Average RPI Win:		64	WON-LOST RECORD		WINNING PCT. RANK		LAST 10 GAMES		STRENGTH OF SCHEDULE		OPP. STRENGTH OF SCHEDULE		TEAM RPI		ADJ RPI		CONF. RPI		ADJ CONF. RPI					
Average RPI Loss:		5																						
DIV. I ONLY			15-2-3		.825		5		6-2-2		11		9		4		.6388		6		1		1	
DIV. I NON-CONF.			9-1-1		.86364		5		4-1-0		33		31		8		.62128		10		1		1	
TOTALS		RPI 1-25		RPI 26-50		W-L RECORDS		RPI 51-100		RPI 101-150		RPI 150+												
15-2-3		5-2-1		2-0-1		OVERALL		3-0-0		4-0-1		1-0-0												
12-1-2		5-1-1		2-0-0		HOME		3-0-0		1-0-1		1-0-0												
3-1-1		0-1-0		0-0-1		AWAY		0-0-0		3-0-0		0-0-0												
0-0-0		0-0-0		0-0-0		NEUTRAL		0-0-0		0-0-0		0-0-0												
9-1-1		2-1-0		2-0-0		NON-CONFERENCE		2-0-0		2-0-1		1-0-0												
8-1-1		2-1-0		2-0-0		HOME		2-0-0		1-0-1		1-0-0												
1-0-0		0-0-0		0-0-		AWAY		0-0-0		1-0-0		0-0-0												
0-0-0		0-0-0		0-0-0		NEUTRAL		0-0-0		0-0-0		0-0-0												
6-1-2		3-1-1		0-0-1		CONFERENCE		1-0-0		2-0-0		0-0-0												
4-0-1		3-0-1		0-0-0		HOME		1-0-0		0-0-0		0-0-0												
2-1-1		0-1-0		0-0-1		AWAY		0-0-0		2-0-0		0-0-0												
0-0-0		0-0-0		0-0-0		NEUTRAL		0-0-0		0-0-0		0-0-0												
RPI	S	Opponent		Score		RPI	S	Opponent		Score		RPI	S	Opponent		Score		RPI	S	Opponent		Score		
1	A	Wake Forest		0 1		26	A	Virginia		0 0		53	H	Duke		2 1		103	H	William & Mary		1 1		
5	H	Syracuse		2 1		28	H	Tulsa		2 1		63	H	UNCW		3 0		110	A	Virginia Tech		2 0		
5	H	Syracuse		1 1		46	H	Santa Clara		3 0		75	H	North Florida		2 1		114	H	Col. of Charleston		3 2		
8	H	Creighton		0 1														117	A	Campbell		6 1		
11	H	Notre Dame		4 2														124	A	Pittsburgh		2 0		
21	H	Coastal Caro.		2 1														153	H	Northeastern		1 0		
22	H	FIU		1 0																				
24	H	Louisville		2 1																				
LAST 10 GAMES																								
8	H	Creighton		0 1		24	H	Louisville		2 1														
21	H	Coastal Caro.		2 1		117	A	Campbell		6 1														
5	H	Syracuse		1 1		1	A	Wake Forest		0 1														
26	A	Virginia		0 0		114	H	Col. of Charleston		3 2														
153	H	Northeastern		1 0		5	H	Syracuse		2 1														

Non-Div. I Games:

North Carolina

Average RPI Win: 66		WON-LOST	WINNING	LAST 10	STRENGTH OF		OPP. STRENGTH	TEAM	ADJ	CONF.	ADJ CONF.
Average RPI Loss: 11		RECORD	PCT. RANK	GAMES	SCHEDULE		OF SCHEDULE	RPI	RPI	RPI	RPI
DIV. I ONLY		16-2-3	.83333	3	9-0-1		14	14	7	.63384	7
DIV. I NON-CONF.		5-2-3	.65	46	1-0-1		17	1	2	.65115	4
TOTALS		RPI 1-25	RPI 26-50		W-L RECORDS		RPI 51-100		RPI 101-150		RPI 150+
16-2-3		4-2-1	5-0-0		OVERALL		2-0-2		4-0-0		1-0-0
11-1-1		4-1-1	4-0-0		HOME		1-0-0		1-0-0		1-0-0
5-1-2		0-1-0	1-0-0		AWAY		1-0-2		3-0-0		0-0-0
0-0-0		0-0-0	0-0-0		NEUTRAL		0-0-0		0-0-0		0-0-0
5-2-3		2-2-1	2-0-0		NON-CONFERENCE		0-0-2		1-0-0		0-0-0
4-1-1		2-1-1	2-0-0		HOME		0-0-0		0-0-0		0-0-0
1-1-2		0-1-0	0-0-		AWAY		0-0-2		1-0-0		0-0-0
0-0-0		0-0-0	0-0-0		NEUTRAL		0-0-0		0-0-0		0-0-0
11-0-0		2-0-0	3-0-0		CONFERENCE		2-0-0		3-0-0		1-0-0
7-0-0		2-0-0	2-0-0		HOME		1-0-0		1-0-0		1-0-0
4-0-0		0-0-0	1-0-0		AWAY		1-0-0		2-0-0		0-0-0
0-0-0		0-0-0	0-0-0		NEUTRAL		0-0-0		0-0-0		0-0-0
RPI S	Opponent	Score		RPI S	Opponent	Score		RPI S	Opponent	Score	
4 H	Akron	0	1	30 H	Radford	5	2	57 A	FGCU	0	0
8 H	Creighton	2	1	32 H	Hofstra	3	0	59 H	Providence	1	0
8 H	Creighton	2	1	43 H	Butler	2	0	61 A	Villanova	2	1
10 H	Maryland	2	1	49 A	Xavier	1	0	92 A	VCU	2	2
13 H	Boston College	1	1	49 H	Xavier	1	0				
15 H	UCLA	3	1								
18 A	South Fla.	0	2								
LAST 10 GAMES											
13 H	Boston College	1	1	61 A	Villanova	2	1				
32 H	Hofstra	3	0	186 H	Seton Hall	3	2				
8 H	Creighton	2	1	143 A	St. John's (NY)	1	0				
49 H	Xavier	1	0	120 A	DePaul	1	0				
8 H	Creighton	2	1	138 H	Marquette	3	0				

Non-Div. I Games:

Georgetown

Average RPI Win:	86	WON-LOST RECORD	WINNING PCT. RANK	LAST 10 GAMES	STRENGTH OF SCHEDULE	OPP. STRENGTH OF SCHEDULE	TEAM RPI	ADJ RPI	CONF. RPI	ADJ CONF. RPI					
DIV. I ONLY		19-4-0	.82609	4	6-4-0	21	36	8	.63258	8	6	6			
DIV. I NON-CONF.		11-1-0	.91667	1	2-1-0	24	36	5	.64524	5	7	7			
<hr/>															
TOTALS	RPI 1-25	RPI 26-50		W-L RECORDS		RPI 51-100		RPI 101-150		RPI 150+					
19-4-0	1-3-0	3-1-0		OVERALL		7-0-0		6-0-0		2-0-0					
13-1-0	0-0-0	2-1-0		HOME		5-0-0		5-0-0		1-0-0					
6-3-0	1-3-0	1-0-0		AWAY		2-0-0		1-0-0		1-0-0					
0-0-0	0-0-0	0-0-0		NEUTRAL		0-0-0		0-0-0		0-0-0					
11-1-0	1-1-0	2-0-0		NON-CONFERENCE		4-0-0		3-0-0		1-0-0					
9-0-0	0-0-0	2-0-0		HOME		3-0-0		3-0-0		1-0-0					
2-1-0	1-1-0	0-0-		AWAY		1-0-0		0-0-0		0-0-0					
0-0-0	0-0-0	0-0-0		NEUTRAL		0-0-0		0-0-0		0-0-0					
8-3-0	0-2-0	1-1-0		CONFERENCE		3-0-0		3-0-0		1-0-0					
4-1-0	0-0-0	0-1-0		HOME		2-0-0		2-0-0		0-0-0					
4-2-0	0-2-0	1-0-0		AWAY		1-0-0		1-0-0		1-0-0					
0-0-0	0-0-0	0-0-0		NEUTRAL		0-0-0		0-0-0		0-0-0					
RPI S	Opponent	Score		RPI S	Opponent	Score		RPI S	Opponent	Score					
4 A	Akron	2	3	28 H	Tulsa	1	0	56 H	Drake	2	1	101 H	Missouri St.	4	0
6 A	North Carolina	1	0	43 A	Butler	1	0	56 H	Drake	5	1	105 H	UC Irvine	4	0
7 A	Georgetown	1	2	44 H	Michigan	1	0	59 A	Providence	3	1	120 H	DePaul	1	0
7 A	Georgetown	1	2	49 H	Xavier	1	2	59 H	Providence	2	1	127 H	Northern Ill.	2	0
								61 H	Villanova	5	1	138 A	Marquette	3	1
								64 A	Michigan St.	1	0	143 H	St. John's (NY)	2	1
								67 H	CSUN	2	1	171 H	Milwaukee	4	0
												186 A	Seton Hall	4	2
<hr/>															
LAST 10 GAMES															
4 A	Akron	2	3	7 A	Georgetown	1	2								
6 A	North Carolina	1	0	59 A	Providence	3	1								
56 H	Drake	5	1	49 H	Xavier	1	2								
7 A	Georgetown	1	2	61 H	Villanova	5	1								
59 H	Providence	2	1	138 A	Marquette	3	1								

Non-Div. I Games:

Creighton



SMU				Through Games Of Dec. 13, 2015													
Average RPI Win:		84	WON-LOST RECORD	WINNING PCT. RANK	LAST 10 GAMES	STRENGTH OF SCHEDULE	OPP. STRENGTH OF SCHEDULE	TEAM RPI	ADJ RPI	CONF. RPI	ADJ CONF. RPI						
Average RPI Loss:		6															
DIV. I ONLY			15-3-4	.77273	10	7-1-2	18	25	9	.61759	9	4	4				
DIV. I NON-CONF.			7-3-2	.66667	37	2-1-0	27	32	11	.61811	13	6	6				
TOTALS		RPI 1-25		RPI 26-50		W-L RECORDS		RPI 51-100		RPI 101-150		RPI 150+					
15-3-4		1-3-1		4-0-2		OVERALL		4-0-0		6-0-0		0-0-1					
11-1-1		0-1-0		3-0-0		HOME		3-0-0		5-0-0		0-0-1					
4-2-2		1-2-1		1-0-1		AWAY		1-0-0		1-0-0		0-0-0					
0-0-1		0-0-0		0-0-1		NEUTRAL		0-0-0		0-0-0		0-0-0					
7-3-2		1-3-0		1-0-1		NON-CONFERENCE		1-0-0		4-0-0		0-0-1					
6-1-1		0-1-0		1-0-0		HOME		1-0-0		4-0-0		0-0-1					
1-2-1		1-2-0		0-1-		AWAY		0-0-0		0-0-0		0-0-0					
0-0-0		0-0-0		0-0-0		NEUTRAL		0-0-0		0-0-0		0-0-0					
8-0-2		0-0-1		3-0-1		CONFERENCE		3-0-0		2-0-0		0-0-0					
5-0-0		0-0-0		2-0-0		HOME		2-0-0		1-0-0		0-0-0					
3-0-1		0-0-1		1-0-0		AWAY		1-0-0		1-0-0		0-0-0					
0-0-1		0-0-0		0-0-1		NEUTRAL		0-0-0		0-0-0		0-0-0					
RPI	S	Opponent		Score		RPI	S	Opponent		Score		RPI	S	Opponent		Score	
2	H	Stanford		2	3	28	A	Tulsa		1	0	72	H	Ill.-Chicago		2	1
4	A	Akron		1	2	28	H	Tulsa		3	2	83	H	Temple		2	0
13	A	Boston College		2	4	28	N	Tulsa		2	2	93	A	Cincinnati		1	0
18	A	South Fla.		2	2	34	H	Utah Valley		2	0	93	H	Cincinnati		2	1
19	A	Denver		1	0	35	H	UConn		1	0						
						40	A	Harvard		2	2						
LAST 10 GAMES																	
4	A	Akron		1	2	83	H	Temple		2	0						
19	A	Denver		1	0	18	A	South Fla.		2	2						
34	H	Utah Valley		2	0	28	H	Tulsa		3	2						
28	N	Tulsa		2	2	93	A	Cincinnati		1	0						
93	H	Cincinnati		2	1	35	H	UConn		1	0						

Non-Div. I Games:

SMU

Average RPI Win:	58	WON-LOST RECORD	WINNING PCT. RANK	LAST 10 GAMES	STRENGTH OF SCHEDULE	OPP. STRENGTH OF SCHEDULE	TEAM RPI	ADJ RPI	CONF. RPI	ADJ CONF. RPI	
DIV. I ONLY		12-5-6	.65217 32	6-2-2	9	8	12	.61715 10	3	3	
DIV. I NON-CONF.		7-3-2	.66667 37	3-1-1	5	3	13	.62505 8	2	2	
<hr/>											
TOTALS	RPI 1-25	RPI 26-50		W-L RECORDS	RPI 51-100		RPI 101-150		RPI 150+		
12-5-6	3-3-4	4-0-1		OVERALL	3-2-1		2-0-0		0-0-0		
7-3-2	1-1-1	4-0-1		HOME	2-2-0		0-0-0		0-0-0		
4-2-2	2-2-1	0-0-0		AWAY	1-0-1		1-0-0		0-0-0		
1-0-2	0-0-2	0-0-0		NEUTRAL	0-0-0		1-0-0		0-0-0		
7-3-2	2-2-2	2-0-0		NON-CONFERENCE	2-1-0		1-0-0		0-0-0		
5-2-0	1-1-0	2-0-0		HOME	2-1-0		0-0-0		0-0-0		
1-1-1	1-1-1	0-0-		AWAY	0-0-0		0-0-0		0-0-0		
1-0-1	0-0-1	0-0-0		NEUTRAL	0-0-0		1-0-0		0-0-0		
5-2-4	1-1-2	2-0-1		CONFERENCE	1-1-1		1-0-0		0-0-0		
2-1-2	0-0-1	2-0-1		HOME	0-1-0		0-0-0		0-0-0		
3-1-1	1-1-0	0-0-0		AWAY	1-0-1		1-0-0		0-0-0		
0-0-1	0-0-1	0-0-0		NEUTRAL	0-0-0		0-0-0		0-0-0		
RPI S	Opponent	Score	RPI S	Opponent	Score	RPI S	Opponent	Score	RPI S	Opponent	Score
3 A	Clemson	1 1	26 H	Virginia	1 0	55 H	Northwestern	1 2	128 A	Wisconsin	4 1
4 H	Akron	2 3	29 H	Rutgers	3 1	61 H	Villanova	2 0	143 N	St. John's (NY)	4 0
7 A	Georgetown	1 2	44 H	Michigan	0 0	64 A	Michigan St.	0 0			
11 A	Notre Dame	2 1	44 H	Michigan	5 2	78 A	Penn St.	4 3			
11 N	Notre Dame	0 0	47 H	Washington	1 0	79 H	Delaware	1 2			
14 A	Ohio St.	0 1				99 H	Navy	1 0			
14 A	Ohio St.	2 0									
15 H	UCLA	2 1									
17 H	Indiana	0 0									
17 N	Indiana	1 1									
<hr/>											
LAST 10 GAMES											
3 A	Clemson	1 1	44 H	Michigan	5 2						
11 A	Notre Dame	2 1	29 H	Rutgers	3 1						
26 H	Virginia	1 0	14 A	Ohio St.	0 1						
14 A	Ohio St.	2 0	47 H	Washington	1 0						
17 N	Indiana	1 1	79 H	Delaware	1 2						

Non-Div. I Games:

Maryland



Average RPI Win: 90		WON-LOST	WINNING	LAST 10	STRENGTH OF		OPP. STRENGTH	TEAM	ADJ		CONF.	ADJ CONF.			
Average RPI Loss: 69		RECORD	PCT. RANK	GAMES	SCHEDULE		OF SCHEDULE	RPI	RPI		RPI	RPI			
DIV. I ONLY		18-4-1	.80435	8	8-1-1		35	51	10		.6127	12			
DIV. I NON-CONF.		8-3-0	.72727	26	1-1-0		39	6	7		.62877	7			
TOTALS		RPI 1-25	RPI 26-50		W-L RECORDS		RPI 51-100		RPI 101-150		RPI 150+				
18-4-1		2-1-0	4-1-1		OVERALL		3-0-0		8-2-0		1-0-0				
10-1-0		2-0-0	2-0-0		HOME		0-0-0		6-1-0		0-0-0				
6-2-0		0-1-0	2-0-0		AWAY		2-0-0		1-1-0		1-0-0				
2-1-1		0-0-0	0-1-1		NEUTRAL		1-0-0		1-0-0		0-0-0				
8-3-0		2-1-0	3-1-0		NON-CONFERENCE		2-0-0		1-1-0		0-0-0				
5-1-0		2-0-0	2-0-0		HOME		0-0-0		1-1-0		0-0-0				
2-1-0		0-1-0	1-0-		AWAY		1-0-0		0-0-0		0-0-0				
1-1-0		0-0-0	0-1-0		NEUTRAL		1-0-0		0-0-0		0-0-0				
10-1-1		0-0-0	1-0-1		CONFERENCE		1-0-0		7-1-0		1-0-0				
5-0-0		0-0-0	0-0-0		HOME		0-0-0		5-0-0		0-0-0				
4-1-0		0-0-0	1-0-0		AWAY		1-0-0		1-1-0		1-0-0				
1-0-1		0-0-0	0-0-1		NEUTRAL		0-0-0		1-0-0		0-0-0				
RPI S	Opponent	Score		RPI S	Opponent	Score		RPI S	Opponent	Score		RPI S	Opponent	Score	
5 A	Syracuse	1	3	34 A	Utah Valley	2	0	55 N	Northwestern	3	0	104 H	Gonzaga	0	1
15 H	UCLA	1	0	34 N	Utah Valley	1	1	69 A	Oregon St.	2	1	108 H	CSU Bakersfield	3	1
20 H	Dartmouth	2	1	37 N	Cal Poly	0	1	80 A	UNLV	3	2	108 N	CSU Bakersfield	4	0
				40 H	Harvard	2	0					113 H	UC Davis	6	0
				46 A	Santa Clara	1	0					123 H	Air Force	2	0
				47 H	Washington	2	1					130 A	Houston Baptist	1	3
												137 H	UMKC	5	1
												142 H	Incarnate Word	4	2
												147 H	San Jose St.	1	0
												149 A	Grand Canyon	1	0
												194 A	UTRGV	2	1
LAST 10 GAMES															
5 A	Syracuse	1	3	142 H	Incarnate Word	4	2								
15 H	UCLA	1	0	149 A	Grand Canyon	1	0								
34 N	Utah Valley	1	1	80 A	UNLV	3	2								
108 N	CSU Bakersfield	4	0	147 H	San Jose St.	1	0								
34 A	Utah Valley	2	0	108 H	CSU Bakersfield	3	1								

Non-Div. I Games:

Seattle



Average RPI Win: 56		WON-LOST RECORD		WINNING PCT. RANK		LAST 10 GAMES		STRENGTH OF SCHEDULE		OPP. STRENGTH OF SCHEDULE		TEAM RPI		ADJ RPI		CONF. RPI		ADJ CONF. RPI	
DIV. I ONLY		13-7-3		.63043 45		6-3-1		10		27		14		.59982 14		3		3	
DIV. I NON-CONF.		6-4-2		.58333 68		1-1-1		4		45		15		.60766 14		2		2	
TOTALS		RPI 1-25		RPI 26-50		W-L RECORDS		RPI 51-100		RPI 101-150		RPI 150+							
13-7-3		3-2-1		4-1-0		OVERALL		4-4-2		2-0-0		0-0-0							
10-2-2		2-1-0		3-0-0		HOME		3-1-2		2-0-0		0-0-0							
3-5-1		1-1-1		1-1-0		AWAY		1-3-0		0-0-0		0-0-0							
0-0-0		0-0-0		0-0-0		NEUTRAL		0-0-0		0-0-0		0-0-0							
6-4-2		1-1-1		2-0-0		NON-CONFERENCE		2-3-1		1-0-0		0-0-0							
5-1-1		1-0-0		1-0-0		HOME		2-1-1		1-0-0		0-0-0							
1-3-1		0-1-1		1-0-		AWAY		0-2-0		0-0-0		0-0-0							
0-0-0		0-0-0		0-0-0		NEUTRAL		0-0-0		0-0-0		0-0-0							
7-3-1		2-1-0		2-1-0		CONFERENCE		2-1-1		1-0-0		0-0-0							
5-1-1		1-1-0		2-0-0		HOME		1-0-1		1-0-0		0-0-0							
2-2-0		1-0-0		0-1-0		AWAY		1-1-0		0-0-0		0-0-0							
0-0-0		0-0-0		0-0-0		NEUTRAL		0-0-0		0-0-0		0-0-0							
RPI S	Opponent		Score		RPI S	Opponent		Score		RPI S	Opponent		Score		RPI S	Opponent		Score	
2 A	Stanford		1	3	29 A	Rutgers		0	1	51 H	Dayton		2	0	102 H	Cleveland St.		1	0
4 A	Akron		3	3	29 H	Rutgers		4	0	51 H	Dayton		1	1	128 H	Wisconsin		2	0
10 H	Maryland		0	2	36 A	Kentucky		1	0	55 A	Northwestern		1	2					
10 H	Maryland		1	0	42 H	Cal St. Fullerton		2	0	64 A	Michigan St.		2	1					
17 A	Indiana		1	0	44 H	Michigan		3	1	66 H	Binghamton		0	1					
24 H	Louisville		1	0						78 H	Penn St.		1	1					
										78 H	Penn St.		1	0					
										94 A	UMBC		0	1					
										98 H	Bowling Green		2	1					
										99 A	Navy		0	3					
LAST 10 GAMES																			
2 A	Stanford		1	3	44 H	Michigan		3	1										
51 H	Dayton		1	1	10 H	Maryland		1	0										
10 H	Maryland		0	2	29 A	Rutgers		0	1										
29 H	Rutgers		4	0	102 H	Cleveland St.		1	0										
78 H	Penn St.		1	0	128 H	Wisconsin		2	0										

Non-Div. I Games:

Ohio St.

Average RPI Win:	56	WON-LOST	WINNING	LAST 10	STRENGTH OF	OPP. STRENGTH	TEAM	ADJ	CONF.	ADJ CONF.		
Average RPI Loss:	41	RECORD	PCT. RANK	GAMES	SCHEDULE	OF SCHEDULE	RPI	RPI	RPI	RPI		
DIV. I ONLY		11-9-1	.54762	88	5-4-1	6	12	15	.58979	15	2	2
DIV. I NON-CONF.		6-5-0	.54545	92	2-1-0	11	5	24	.58512	24	3	3
<hr/>												
TOTALS	RPI 1-25	RPI 26-50		W-L RECORDS		RPI 51-100		RPI 101-150		RPI 150+		
11-9-1	1-5-1	5-1-0		OVERALL		4-2-0		1-1-0		0-0-0		
9-3-0	0-2-0	4-0-0		HOME		4-0-0		1-1-0		0-0-0		
2-6-1	1-3-1	1-1-0		AWAY		0-2-0		0-0-0		0-0-0		
0-0-0	0-0-0	0-0-0		NEUTRAL		0-0-0		0-0-0		0-0-0		
6-5-0	1-4-0	2-0-0		NON-CONFERENCE		2-0-0		1-1-0		0-0-0		
5-2-0	0-1-0	2-0-0		HOME		2-0-0		1-1-0		0-0-0		
1-3-0	1-3-0	0-0-		AWAY		0-0-0		0-0-0		0-0-0		
0-0-0	0-0-0	0-0-0		NEUTRAL		0-0-0		0-0-0		0-0-0		
5-4-1	0-1-1	3-1-0		CONFERENCE		2-2-0		0-0-0		0-0-0		
4-1-0	0-1-0	2-0-0		HOME		2-0-0		0-0-0		0-0-0		
1-3-1	0-0-1	1-1-0		AWAY		0-2-0		0-0-0		0-0-0		
0-0-0	0-0-0	0-0-0		NEUTRAL		0-0-0		0-0-0		0-0-0		
RPI	S	Opponent	Score	RPI	S	Opponent	Score	RPI	S	Opponent	Score	
2	A	Stanford	2 2	37	H	Cal Poly	4 1	54	H	New Mexico	1 0	
2	H	Stanford	1 2	37	H	Cal Poly	2 0	69	A	Oregon St.	0 1	
4	A	Akron	4 2	39	A	California	3 4	69	H	Oregon St.	4 1	
7	A	Georgetown	1 3	39	H	California	6 0	82	A	San Diego St.	0 1	
10	A	Maryland	1 2	47	A	Washington	3 2	82	H	San Diego St.	4 0	
12	A	Seattle	0 1	47	H	Washington	2 1	92	H	VCU	2 1	
16	H	UC Santa Barbara	2 4									
<hr/>												
LAST 10 GAMES				LAST 10 GAMES				LAST 10 GAMES				
12	A	Seattle	0 1	4	A	Akron	4 2	105	H	UC Irvine	4 3	
37	H	Cal Poly	2 0	39	A	California	3 4	132	H	UC Riverside	1 2	
82	A	San Diego St.	0 1	2	A	Stanford	2 2					
47	H	Washington	2 1	39	H	California	6 0					
69	H	Oregon St.	4 1	2	H	Stanford	1 2					

**Non-Div. I Games:**

UCLA

Average RPI Win:	89	WON-LOST RECORD	WINNING PCT. RANK	LAST 10 GAMES		STRENGTH OF SCHEDULE	OPP. STRENGTH OF SCHEDULE	TEAM RPI	ADJ RPI	CONF. RPI	ADJ CONF. RPI	
DIV. I ONLY		14-7-2	.65217	32	5-4-1	20	35	18	.58299	16	9	9
DIV. I NON-CONF.		6-4-1	.59091	65	1-1-0	6	8	12	.62116	11	5	4
<hr/>												
TOTALS	RPI 1-25	RPI 26-50		W-L RECORDS		RPI 51-100		RPI 101-150		RPI 150+		
14-7-2	2-2-1	2-3-1		OVERALL		2-1-0		7-1-0		1-0-0		
9-2-1	1-1-0	2-1-1		HOME		1-0-0		5-0-0		0-0-0		
5-5-0	1-1-0	0-2-0		AWAY		1-1-0		2-1-0		1-0-0		
0-0-1	0-0-1	0-0-0		NEUTRAL		0-0-0		0-0-0		0-0-0		
<hr/>												
6-4-1	2-2-1	1-1-0		NON-CONFERENCE		1-1-0		1-0-0		1-0-0		
4-1-0	1-1-0	1-0-0		HOME		1-0-0		1-0-0		0-0-0		
2-3-0	1-1-0	0-0-		AWAY		0-1-0		0-0-0		1-0-0		
0-0-1	0-0-1	0-0-0		NEUTRAL		0-0-0		0-0-0		0-0-0		
<hr/>												
8-3-1	0-0-0	1-2-1		CONFERENCE		1-0-0		6-1-0		0-0-0		
5-1-1	0-0-0	1-1-1		HOME		0-0-0		4-0-0		0-0-0		
3-2-0	0-0-0	0-1-0		AWAY		1-0-0		2-1-0		0-0-0		
0-0-0	0-0-0	0-0-0		NEUTRAL		0-0-0		0-0-0		0-0-0		
<hr/>												
RPI S	Opponent	Score		RPI S	Opponent	Score		RPI S	Opponent	Score		
2 H	Stanford	1	0	27 H	South Carolina	1	0	54 A	New Mexico	1	2	
3 A	Clemson	2	3	35 A	UConn	1	2	60 H	San Diego	4	0	
4 H	Akron	0	2	37 A	Cal Poly	2	3	67 A	CSUN	2	1	
15 A	UCLA	4	2	37 H	Cal Poly	2	2					
19 N	Denver	2	2	42 H	Cal St. Fullerton	0	1					
				42 H	Cal St. Fullerton	2	1					
<hr/>												
LAST 10 GAMES												
3 A	Clemson	2	3	37 H	Cal Poly	2	2					
27 H	South Carolina	1	0	113 H	UC Davis	2	1					
42 H	Cal St. Fullerton	0	1	37 A	Cal Poly	2	3					
113 A	UC Davis	1	0	139 A	Sacramento St.	2	5					
139 H	Sacramento St.	2	1	42 H	Cal St. Fullerton	2	1					

**Non-Div. I Games:**

UC Santa Barbara





S  
o  
u  
t  
h  
F  
l  
a

South Fla.

Average RPI Win: 120		WON-LOST RECORD	WINNING PCT. RANK	LAST 10 GAMES	STRENGTH OF SCHEDULE	OPP. STRENGTH OF SCHEDULE	TEAM RPI	ADJ RPI	CONF. RPI	ADJ CONF. RPI							
Average RPI Loss: 9																	
DIV. I ONLY		15-1-3	.86842	1	7-1-2	117	90	16	.57719	19	20	20					
DIV. I NON-CONF.		8-1-2	.81818	9	1-1-1	51	39	10	.61965	12	18	19					
<hr/>																	
TOTALS		RPI 1-25		RPI 26-50		W-L RECORDS		RPI 51-100		RPI 101-150		RPI 150+					
15-1-3		1-1-1		1-0-0		OVERALL		2-0-0		7-0-0		4-0-2					
9-1-1		1-1-0		1-0-0		HOME		0-0-0		5-0-0		2-0-1					
5-0-1		0-0-0		0-0-0		AWAY		1-0-0		2-0-0		2-0-1					
1-0-1		0-0-1		0-0-0		NEUTRAL		1-0-0		0-0-0		0-0-0					
8-1-2		1-1-1		1-0-0		NON-CONFERENCE		2-0-0		4-0-0		0-0-1					
5-1-0		1-1-0		1-0-0		HOME		0-0-0		3-0-0		0-0-0					
2-0-1		0-0-0		0-0-		AWAY		1-0-0		1-0-0		0-0-1					
1-0-1		0-0-1		0-0-0		NEUTRAL		1-0-0		0-0-0		0-0-0					
7-0-1		0-0-0		0-0-0		CONFERENCE		0-0-0		3-0-0		4-0-1					
4-0-1		0-0-0		0-0-0		HOME		0-0-0		2-0-0		2-0-1					
3-0-0		0-0-0		0-0-0		AWAY		0-0-0		1-0-0		2-0-0					
0-0-0		0-0-0		0-0-0		NEUTRAL		0-0-0		0-0-0		0-0-0					
RPI	S	Opponent		Score		RPI	S	Opponent		Score		RPI	S	Opponent		Score	
9	H	SMU		0	1	34	H	Utah Valley		2	1	60	N	San Diego		2	1
16	N	UC Santa Barbara		2	2							86	A	Saint Louis		1	0
18	H	South Fla.		1	0									104 H Gonzaga		2	1
														108 H CSU Bakersfield		4	0
														131 H Army West Point		1	0
														134 H Omaha		1	0
														143 A St. John's (NY)		2	1
														146 A Oral Roberts		1	0
														146 H Oral Roberts		2	0
														160 A Western Ill.		2	0
														160 H Western Ill.		4	0
														172 A Portland		0	0
														181 A IPFW		1	0
														187 H IUPUI		1	1
														190 H Eastern Ill.		1	0
<hr/>																	
LAST 10 GAMES																	
9	H	SMU		0	1	172	A	Portland		0	0						
146	H	Oral Roberts		2	0	134	H	Omaha		1	0						
160	H	Western Ill.		4	0	146	A	Oral Roberts		1	0						
181	A	IPFW		1	0	104	H	Gonzaga		2	1						
190	H	Eastern Ill.		1	0	187	H	IUPUI		1	1						

Non-Div. I Games:

Denver

Average RPI Win: 106		WON-LOST RECORD	WINNING PCT. RANK	LAST 10 GAMES	STRENGTH OF SCHEDULE	OPP. STRENGTH OF SCHEDULE	TEAM RPI	ADJ RPI	CONF. RPI	ADJ CONF. RPI							
Average RPI Loss: 39																	
DIV. I ONLY		12-6-1	.65789	28	7-3-0	33	54	21	.57499	20	12	12					
DIV. I NON-CONF.		6-5-1	.54167	95	2-2-0	28	20	20	.59711	16	11	11					
<hr/>																	
TOTALS		RPI 1-25		RPI 26-50		W-L RECORDS		RPI 51-100		RPI 101-150		RPI 150+					
12-6-1		0-2-0		3-1-1		OVERALL		4-3-0		1-0-0		4-0-0					
8-1-0		0-0-0		1-0-0		HOME		4-1-0		1-0-0		2-0-0					
4-5-1		0-2-0		2-1-1		AWAY		0-2-0		0-0-0		2-0-0					
0-0-0		0-0-0		0-0-0		NEUTRAL		0-0-0		0-0-0		0-0-0					
6-5-1		0-2-0		2-1-1		NON-CONFERENCE		2-2-0		1-0-0		1-0-0					
5-1-0		0-0-0		1-0-0		HOME		2-1-0		1-0-0		1-0-0					
1-4-1		0-2-0		1-1-		AWAY		0-1-0		0-0-0		0-0-0					
0-0-0		0-0-0		0-0-0		NEUTRAL		0-0-0		0-0-0		0-0-0					
6-1-0		0-0-0		1-0-0		CONFERENCE		2-1-0		0-0-0		3-0-0					
3-0-0		0-0-0		0-0-0		HOME		2-0-0		0-0-0		1-0-0					
3-1-0		0-0-0		1-0-0		AWAY		0-1-0		0-0-0		2-0-0					
0-0-0		0-0-0		0-0-0		NEUTRAL		0-0-0		0-0-0		0-0-0					
RPI	S	Opponent		Score		RPI	S	Opponent		Score		RPI	S	Opponent		Score	
5	A	Syracuse		1	2	32	H	Hofstra		3	0	52	A	New Hampshire		0	2
12	A	Seattle		1	2	35	A	UConn		0	0	58	A	Brown		0	1
						40	A	Harvard		1	0	62	H	Colgate		0	1
						47	A	Washington		2	3	74	H	Vermont		2	1
						48	A	Albany (NY)		3	0	77	H	Columbia		2	1
												84	H	Princeton		1	0
												89	H	Hartwick		1	0
<hr/>																	
LAST 10 GAMES																	
5	A	Syracuse		1	2	40	A	Harvard		1	0						
89	H	Hartwick		1	0	52	A	New Hampshire		0	2						
58	A	Brown		0	1	77	H	Columbia		2	1						
167	H	Cornell		2	0	176	A	Penn		1	0						
153	H	Northeastern		2	0	201	A	Yale		1	0						

Non-Div. I Games:

Dartmouth

Average RPI Win:		110	WON-LOST RECORD		WINNING PCT. RANK		LAST 10 GAMES		STRENGTH OF SCHEDULE		OPP. STRENGTH OF SCHEDULE		TEAM RPI		ADJ RPI		CONF. RPI		ADJ CONF. RPI				
Average RPI Loss:		65																					
DIV. I ONLY			13-3-4		.75 11		5-2-3		60		75		19		.57098 21		18		18				
DIV. I NON-CONF.			7-2-1		.75 17		2-2-0		21		7		9		.62488 9		17		17				
TOTALS		RPI 1-25		RPI 26-50		W-L RECORDS		RPI 51-100		RPI 101-150		RPI 150+											
13-3-4		1-1-1		2-1-1		OVERALL		3-0-0		3-0-2		4-1-0											
7-0-2		1-0-0		1-0-1		HOME		1-0-0		2-0-1		2-0-0											
5-3-2		0-1-1		1-1-0		AWAY		1-0-0		1-0-1		2-1-0											
1-0-0		0-0-0		0-0-0		NEUTRAL		1-0-0		0-0-0		0-0-0											
7-2-1		1-1-1		2-1-0		NON-CONFERENCE		2-0-0		2-0-0		0-0-0											
4-0-0		1-0-0		1-0-0		HOME		1-0-0		1-0-0		0-0-0											
3-2-1		0-1-1		1-0-		AWAY		1-0-0		1-0-0		0-0-0											
0-0-0		0-0-0		0-0-0		NEUTRAL		0-0-0		0-0-0		0-0-0											
6-1-3		0-0-0		0-0-1		CONFERENCE		1-0-0		1-0-2		4-1-0											
3-0-2		0-0-0		0-0-1		HOME		0-0-0		1-0-1		2-0-0											
2-1-1		0-0-0		0-0-0		AWAY		0-0-0		0-0-1		2-1-0											
1-0-0		0-0-0		0-0-0		NEUTRAL		1-0-0		0-0-0		0-0-0											
RPI	S	Opponent		Score		RPI	S	Opponent		Score		RPI	S	Opponent		Score							
3	A	Clemson		1	1	27	A	South Carolina		0	1	75	H	North Florida		1	0	103	H	William & Mary		2	0
6	A	North Carolina		1	2	30	H	Radford		0	0	90	N	Winthrop		3	2	115	A	High Point		0	0
25	H	Charlotte		2	0	32	H	Hofstra		2	1	92	A	VCU		2	0	115	H	High Point		1	1
						45	A	Old Dominion		2	0							117	H	Campbell		2	1
																		126	A	UAB		3	1
																		155	A	Longwood		2	1
																		163	A	UNC Asheville		2	3
																		182	H	Gardner-Webb		4	0
																		188	H	Liberty		1	0
																		206	A	Presbyterian		2	0
LAST 10 GAMES																							
6	A	North Carolina		1	2	30	H	Radford		0	0												
75	H	North Florida		1	0	90	N	Winthrop		3	2												
115	H	High Point		1	1	155	A	Longwood		2	1												
27	A	South Carolina		0	1	32	H	Hofstra		2	1												
115	A	High Point		0	0	188	H	Liberty		1	0												

Non-Div. I Games:

Coastal Caro.



Average RPI Win:		116	WON-LOST		WINNING		LAST 10		STRENGTH OF		OPP. STRENGTH		TEAM		ADJ		CONF.		ADJ CONF.	
Average RPI Loss:		41	RECORD		PCT. RANK		GAMES		SCHEDULE		OF SCHEDULE		RPI		RPI		RPI		RPI	
DIV. I ONLY			14-6-1		.69048		18		5-4-1		58		60		25		.56784		23	
DIV. I NON-CONF.			8-4-0		.66667		37		2-3-0		37		44		22		.59362		21	
TOTALS		RPI 1-25		RPI 26-50		W-L RECORDS		RPI 51-100		RPI 101-150		RPI 150+								
14-6-1		1-1-0		0-3-0		OVERALL		4-1-1		5-1-0		4-0-0								
7-1-0		0-0-0		0-1-0		HOME		1-0-0		2-0-0		4-0-0								
3-5-0		1-1-0		0-2-0		AWAY		2-1-0		0-1-0		0-0-0								
4-0-1		0-0-0		0-0-0		NEUTRAL		1-0-1		3-0-0		0-0-0								
8-4-0		1-1-0		0-2-0		NON-CONFERENCE		2-1-0		4-0-0		1-0-0								
3-1-0		0-0-0		0-1-0		HOME		1-0-0		1-0-0		1-0-0								
1-3-0		1-1-0		0-0-		AWAY		0-1-0		0-0-0		0-0-0								
4-0-0		0-0-0		0-0-0		NEUTRAL		1-0-0		3-0-0		0-0-0								
6-2-1		0-0-0		0-1-0		CONFERENCE		2-0-1		1-1-0		3-0-0								
4-0-0		0-0-0		0-0-0		HOME		0-0-0		1-0-0		3-0-0								
2-2-0		0-0-0		0-1-0		AWAY		2-0-0		0-1-0		0-0-0								
0-0-1		0-0-0		0-0-0		NEUTRAL		0-0-1		0-0-0		0-0-0								
RPI	S	Opponent		Score		RPI	S	Opponent		Score		RPI	S	Opponent		Score				
1	A	Wake Forest		1	0	27	A	South Carolina		1	3	53	A	Duke		1	2			
3	A	Clemson		2	5	30	H	Radford		0	2	63	A	UNCW		2	1			
						32	A	Hofstra		0	1	75	N	North Florida		5	2			
												79	A	Delaware		1	0			
												79	N	Delaware		2	2			
												90	H	Winthrop		3	0			
														103 A William & Mary		1	4			
														114 H Col. of Charleston		1	0			
														117 N Campbell		2	0			
														120 N DePaul		4	0			
														135 N St. Mary's (CA)		1	0			
														136 H Davidson		4	0			
														153 H Northeastern		2	1			
														174 H Lipscomb		1	0			
														175 H James Madison		2	1			
														189 H Drexel		3	1			
LAST 10 GAMES																				
						3	A	Clemson		2	5	32	A	Hofstra		0	1			
						90	H	Winthrop		3	0	53	A	Duke		1	2			
						79	N	Delaware		2	2	175	H	James Madison		2	1			
						114	H	Col. of Charleston		1	0	63	A	UNCW		2	1			
						30	H	Radford		0	2	174	H	Lipscomb		1	0			

Non-Div. I Games:

Elon

Average RPI Win:	71	WON-LOST	WINNING	LAST 10	STRENGTH OF	OPP. STRENGTH	TEAM	ADJ	CONF.	ADJ CONF.		
Average RPI Loss:	17	RECORD	PCT. RANK	GAMES	SCHEDULE	OF SCHEDULE	RPI	RPI	RPI	RPI		
DIV. I ONLY		7-9-3	.44737	130	3-6-0	3	6	26	.56718	24	1	1
DIV. I NON-CONF.		5-4-0	.55556	79	1-1-0	30	34	55	.5299	57	1	1
<hr/>												
TOTALS	RPI 1-25	RPI 26-50		W-L RECORDS		RPI 51-100		RPI 101-150		RPI 150+		
7-9-3	1-7-1	2-1-1		OVERALL		1-1-0		3-0-1		0-0-0		
6-3-2	1-2-0	2-0-1		HOME		0-1-0		3-0-1		0-0-0		
1-6-1	0-5-1	0-1-0		AWAY		1-0-0		0-0-0		0-0-0		
0-0-0	0-0-0	0-0-0		NEUTRAL		0-0-0		0-0-0		0-0-0		
5-4-0	0-3-0	2-0-0		NON-CONFERENCE		0-1-0		3-0-0		0-0-0		
5-2-0	0-1-0	2-0-0		HOME		0-1-0		3-0-0		0-0-0		
0-2-0	0-2-0	0-0-		AWAY		0-0-0		0-0-0		0-0-0		
0-0-0	0-0-0	0-0-0		NEUTRAL		0-0-0		0-0-0		0-0-0		
2-5-3	1-4-1	0-1-1		CONFERENCE		1-0-0		0-0-1		0-0-0		
1-1-2	1-1-0	0-0-1		HOME		0-0-0		0-0-1		0-0-0		
1-4-1	0-3-1	0-1-0		AWAY		1-0-0		0-0-0		0-0-0		
0-0-0	0-0-0	0-0-0		NEUTRAL		0-0-0		0-0-0		0-0-0		
RPI	S	Opponent	Score	RPI	S	Opponent	Score	RPI	S	Opponent	Score	
1	A	Wake Forest	1 2	26	A	Virginia	2 3	53	A	Duke	2 1	
1	H	Wake Forest	2 4	33	H	North Carolina St.	1 1	86	H	Saint Louis	2 3	
2	H	Stanford	0 1	35	H	UConn	2 1					
3	A	Clemson	2 4	36	H	Kentucky	2 0					
5	A	Syracuse	1 1									
6	A	North Carolina	1 2									
13	H	Boston College	2 1									
14	A	Ohio St.	0 1									
17	A	Indiana	1 2									
<hr/>												
LAST 10 GAMES												
1	A	Wake Forest	1 2	13	H	Boston College	2 1					
53	A	Duke	2 1	35	H	UConn	2 1					
1	H	Wake Forest	2 4	3	A	Clemson	2 4					
6	A	North Carolina	1 2	26	A	Virginia	2 3					
17	A	Indiana	1 2	14	A	Ohio St.	0 1					

Non-Div. I Games:

Louisville



Average RPI Win:	89	WON-LOST RECORD	WINNING PCT. RANK	LAST 10 GAMES	STRENGTH OF SCHEDULE	OPP. STRENGTH OF SCHEDULE	TEAM RPI	ADJ RPI	CONF. RPI	ADJ CONF. RPI		
DIV. I ONLY		11-6-3	.625	46	7-2-1	26	32	27	.56606	25	5	5
DIV. I NON-CONF.		5-5-1	.5	98	3-1-0	29	29	27	.5761	27	4	5
<hr/>												
TOTALS	RPI 1-25	RPI 26-50		W-L RECORDS		RPI 51-100		RPI 101-150		RPI 150+		
11-6-3	1-3-0	2-2-1		OVERALL		4-0-1		2-1-1		2-0-0		
7-2-2	0-1-0	2-1-1		HOME		3-0-1		1-0-0		1-0-0		
4-4-1	1-2-0	0-1-0		AWAY		1-0-0		1-1-1		1-0-0		
0-0-0	0-0-0	0-0-0		NEUTRAL		0-0-0		0-0-0		0-0-0		
5-5-1	0-3-0	1-1-0		NON-CONFERENCE		2-0-0		1-1-1		1-0-0		
5-1-0	0-1-0	1-0-0		HOME		2-0-0		1-0-0		1-0-0		
0-4-1	0-2-0	0-0-		AWAY		0-0-0		0-1-1		0-0-0		
0-0-0	0-0-0	0-0-0		NEUTRAL		0-0-0		0-0-0		0-0-0		
6-1-2	1-0-0	1-1-1		CONFERENCE		2-0-1		1-0-0		1-0-0		
2-1-2	0-0-0	1-1-1		HOME		1-0-1		0-0-0		0-0-0		
4-0-0	1-0-0	0-0-0		AWAY		1-0-0		1-0-0		1-0-0		
0-0-0	0-0-0	0-0-0		NEUTRAL		0-0-0		0-0-0		0-0-0		
RPI S	Opponent	Score	RPI S	Opponent	Score	RPI S	Opponent	Score	RPI S	Opponent	Score	
1 A	Wake Forest	0 1	26 A	Virginia	0 1	54 A	New Mexico	2 0	103 A	William & Mary	0 0	
3 H	Clemson	0 1	27 H	South Carolina	2 0	63 H	UNCW	3 1	110 H	Virginia Tech	5 0	
21 A	Coastal Caro.	0 2	30 H	Radford	2 1	90 H	Winthrop	3 2	112 A	Wofford	0 1	
22 A	FIU	1 0	36 H	Kentucky	1 2	96 H	Marshall	3 1	126 A	UAB	3 0	
			45 H	Old Dominion	1 1	96 H	Marshall	1 1	182 H	Gardner-Webb	4 0	
									183 A	Fla. Atlantic	2 0	
			LAST 10 GAMES									
			1 A	Wake Forest	0 1	36 H	Kentucky	1 2				
			30 H	Radford	2 1	54 A	New Mexico	2 0				
			96 H	Marshall	1 1	27 H	South Carolina	2 0				
			126 A	UAB	3 0	110 H	Virginia Tech	5 0				
			63 H	UNCW	3 1	183 A	Fla. Atlantic	2 0				

Non-Div. I Games:

Charlotte

Average RPI Win: 98		WON-LOST	WINNING	LAST 10	STRENGTH OF		OPP. STRENGTH	TEAM	ADJ	CONF.	ADJ CONF.
Average RPI Loss: 17		RECORD	PCT. RANK	GAMES	SCHEDULE		OF SCHEDULE	RPI	RPI	RPI	RPI
DIV. I ONLY		10-5-3	.63889	40	25		13	20	.5659	26	1
DIV. I NON-CONF.		6-2-1	.72222	30	53		54	35	.55353	37	1
TOTALS		RPI 1-25	RPI 26-50		W-L RECORDS		RPI 51-100		RPI 101-150		RPI 150+
10-5-3		2-4-1	1-1-1		OVERALL		2-0-1		3-0-0		2-0-0
8-1-2		2-0-1	1-1-1		HOME		1-0-0		2-0-0		2-0-0
2-4-1		0-4-0	0-0-0		AWAY		1-0-1		1-0-0		0-0-0
0-0-0		0-0-0	0-0-0		NEUTRAL		0-0-0		0-0-0		0-0-0
6-2-1		1-1-0	0-1-1		NON-CONFERENCE		2-0-0		1-0-0		2-0-0
5-1-1		1-0-0	0-1-1		HOME		1-0-0		1-0-0		2-0-0
1-1-0		0-1-0	0-0-		AWAY		1-0-0		0-0-0		0-0-0
0-0-0		0-0-0	0-0-0		NEUTRAL		0-0-0		0-0-0		0-0-0
4-3-2		1-3-1	1-0-0		CONFERENCE		0-0-1		2-0-0		0-0-0
3-0-1		1-0-1	1-0-0		HOME		0-0-0		1-0-0		0-0-0
1-3-1		0-3-0	0-0-0		AWAY		0-0-1		1-0-0		0-0-0
0-0-0		0-0-0	0-0-0		NEUTRAL		0-0-0		0-0-0		0-0-0
RPI S	Opponent	Score	RPI S	Opponent	Score	RPI S	Opponent	Score	RPI S	Opponent	Score
6 H	North Carolina	0 0	28 H	Tulsa	1 1	53 A	Duke	2 2	110 A	Virginia Tech	1 0
10 A	Maryland	0 1	33 H	North Carolina St.	1 0	92 A	VCU	1 0	122 H	George Mason	2 1
11 A	Notre Dame	0 1	41 H	American	0 1	100 H	Rider	2 0	124 H	Pittsburgh	3 1
11 A	Notre Dame	1 3							172 H	Portland	3 2
13 A	Boston College	1 2							175 H	James Madison	2 0
24 H	Louisville	3 2									
25 H	Charlotte	1 0									
LAST 10 GAMES											
10 A	Maryland	0 1	124 H	Pittsburgh	3 1						
100 H	Rider	2 0	41 H	American	0 1						
11 A	Notre Dame	0 1	13 A	Boston College	1 2						
6 H	North Carolina	0 0	172 H	Portland	3 2						
110 A	Virginia Tech	1 0	24 H	Louisville	3 2						

Non-Div. I Games:

Virginia

Average RPI Win:		78	WON-LOST RECORD		WINNING PCT. RANK	LAST 10 GAMES		STRENGTH OF SCHEDULE		OPP. STRENGTH OF SCHEDULE	TEAM RPI	ADJ RPI	CONF. RPI	ADJ CONF. RPI			
Average RPI Loss:		34															
DIV. I ONLY			11-8-2		.57143	74	4-5-1		13	34	22	.56539	27	5	5		
DIV. I NON-CONF.			4-5-2		.45455	123	1-2-1		2	26	17	.59334	22	4	5		
TOTALS		RPI 1-25		RPI 26-50		W-L RECORDS		RPI 51-100		RPI 101-150		RPI 150+					
11-8-2		3-4-0		1-2-0		OVERALL		4-2-2		1-0-0		2-0-0					
8-0-2		3-0-0		1-0-0		HOME		2-0-2		0-0-0		2-0-0					
2-7-0		0-4-0		0-2-0		AWAY		1-1-0		1-0-0		0-0-0					
1-1-0		0-0-0		0-0-0		NEUTRAL		1-1-0		0-0-0		0-0-0					
4-5-2		2-3-0		0-1-0		NON-CONFERENCE		1-1-2		0-0-0		1-0-0					
4-0-2		2-0-0		0-0-0		HOME		1-0-2		0-0-0		1-0-0					
0-5-0		0-3-0		0-0-		AWAY		0-1-0		0-0-0		0-0-0					
0-0-0		0-0-0		0-0-0		NEUTRAL		0-0-0		0-0-0		0-0-0					
7-3-0		1-1-0		1-1-0		CONFERENCE		3-1-0		1-0-0		1-0-0					
4-0-0		1-0-0		1-0-0		HOME		1-0-0		0-0-0		1-0-0					
2-2-0		0-1-0		0-1-0		AWAY		1-0-0		1-0-0		0-0-0					
1-1-0		0-0-0		0-0-0		NEUTRAL		1-1-0		0-0-0		0-0-0					
RPI	S	Opponent		Score		RPI	S	Opponent		Score		RPI	S	Opponent		Score	
1	A	Wake Forest		0	2	33	A	North Carolina St.		1	2	54	H	New Mexico		2	1
3	A	Clemson		0	3	36	A	Kentucky		0	1	54	N	New Mexico		1	0
16	A	UC Santa Barbara		0	1	45	H	Old Dominion		3	1	63	A	UNCW		0	5
21	H	Coastal Caro.		1	0							73	H	Mercer		2	1
22	H	FIU		2	0							86	H	UNCG		3	3
23	H	Elon		3	1							91	H	Furman		1	1
25	A	Charlotte		0	2							96	A	Marshall		2	1
												96	N	Marshall		0	1
LAST 10 GAMES																	
16	A	UC Santa Barbara		0	1	45	H	Old Dominion		3	1						
91	H	Furman		1	1	22	H	FIU		2	0						
96	N	Marshall		0	1	25	A	Charlotte		0	2						
54	N	New Mexico		1	0	36	A	Kentucky		0	1						
21	H	Coastal Caro.		1	0	33	A	North Carolina St.		1	2						

Non-Div. I Games:

South Carolina

Average RPI Win: 119		WON-LOST	WINNING	LAST 10	STRENGTH OF	OPP. STRENGTH	TEAM	ADJ	CONF.	ADJ CONF.							
Average RPI Loss: 23		RECORD	PCT. RANK	GAMES	SCHEDULE	OF SCHEDULE	RPI	RPI	RPI	RPI							
DIV. I ONLY		8-6-7	.54762	88	4-1-5	15	23	34	.56112	28	4	4					
DIV. I NON-CONF.		5-3-2	.6	59	1-0-1	36	23	42	.54963	38	6	6					
<hr/>																	
TOTALS		RPI 1-25		RPI 26-50		W-L RECORDS		RPI 51-100		RPI 101-150		RPI 150+					
8-6-7		1-5-2		0-0-3		OVERALL		1-1-1		5-0-1		1-0-0					
5-3-2		1-2-0		0-0-1		HOME		1-1-0		2-0-1		1-0-0					
3-3-3		0-3-1		0-0-1		AWAY		0-0-1		3-0-0		0-0-0					
0-0-2		0-0-1		0-0-1		NEUTRAL		0-0-0		0-0-0		0-0-0					
5-3-2		1-2-1		0-0-1		NON-CONFERENCE		0-1-0		3-0-0		1-0-0					
4-1-0		1-0-0		0-0-0		HOME		0-1-0		2-0-0		1-0-0					
1-2-2		0-2-1		0-1-		AWAY		0-0-0		1-0-0		0-0-0					
0-0-0		0-0-0		0-0-0		NEUTRAL		0-0-0		0-0-0		0-0-0					
3-3-5		0-3-1		0-0-2		CONFERENCE		1-0-1		2-0-1		0-0-0					
1-2-2		0-2-0		0-0-1		HOME		1-0-0		0-0-1		0-0-0					
2-1-1		0-1-0		0-0-0		AWAY		0-0-1		2-0-0		0-0-0					
0-0-2		0-0-1		0-0-1		NEUTRAL		0-0-0		0-0-0		0-0-0					
RPI	S	Opponent		Score		RPI	S	Opponent		Score		RPI	S	Opponent		Score	
6	A	North Carolina		1	2	26	A	Virginia		1	1	83	H	Temple		2	0
8	A	Creighton		0	1	35	H	UConn		1	1	86	H	Saint Louis		0	1
9	A	SMU		2	3	35	N	UConn		1	1	93	A	Cincinnati		1	1
9	H	SMU		0	1												
9	N	SMU		2	2												
11	A	Notre Dame		1	1												
18	H	South Fla.		1	2												
22	H	FIU		3	2												
<hr/>																	
LAST 10 GAMES																	
11	A	Notre Dame		1	1	144	A	Memphis		3	0						
22	H	FIU		3	2	35	H	UConn		1	1						
35	N	UConn		1	1	9	A	SMU		2	3						
9	N	SMU		2	2	83	H	Temple		2	0						
109	H	UCF		2	2	109	A	UCF		1	0						

Non-Div. I Games:

Tulsa

Average RPI Win: 102		WON-LOST RECORD		WINNING PCT. RANK		LAST 10 GAMES		STRENGTH OF SCHEDULE		OPP. STRENGTH OF SCHEDULE		TEAM RPI		ADJ RPI		CONF. RPI		ADJ CONF. RPI	
DIV. I ONLY		12-7-2		.61905 54		6-3-1		56		40		37		.55703 29		3		3	
DIV. I NON-CONF.		7-2-2		.72727 26		3-1-1		82		110		54		.53216 55		2		2	
TOTALS		RPI 1-25		RPI 26-50		W-L RECORDS		RPI 51-100		RPI 101-150		RPI 150+							
12-7-2		2-4-0		1-0-0		OVERALL		3-2-1		3-1-1		3-0-0							
6-3-1		1-0-0		0-0-0		HOME		1-2-0		2-1-1		2-0-0							
6-4-1		1-4-0		1-0-0		AWAY		2-0-1		1-0-0		1-0-0							
0-0-0		0-0-0		0-0-0		NEUTRAL		0-0-0		0-0-0		0-0-0							
7-2-2		0-2-0		0-0-0		NON-CONFERENCE		1-0-1		3-0-1		3-0-0							
4-0-1		0-0-0		0-0-0		HOME		0-0-0		2-0-1		2-0-0							
3-2-1		0-2-0		0-0-		AWAY		1-0-1		1-0-0		1-0-0							
0-0-0		0-0-0		0-0-0		NEUTRAL		0-0-0		0-0-0		0-0-0							
5-5-0		2-2-0		1-0-0		CONFERENCE		2-2-0		0-1-0		0-0-0							
2-3-0		1-0-0		0-0-0		HOME		1-2-0		0-1-0		0-0-0							
3-2-0		1-2-0		1-0-0		AWAY		1-0-0		0-0-0		0-0-0							
0-0-0		0-0-0		0-0-0		NEUTRAL		0-0-0		0-0-0		0-0-0							
RPI S	Opponent		Score		RPI S	Opponent		Score		RPI S	Opponent		Score		RPI S	Opponent		Score	
4	A	Akron	1	6	44	A	Michigan	1	0	55	A	Northwestern	4	2	128	H	Wisconsin	0	1
5	A	Syracuse	1	2						55	H	Northwestern	2	0	131	A	Army West Point	2	0
10	A	Maryland	1	3						62	A	Colgate	2	1	134	H	Omaha	1	0
14	A	Ohio St.	0	4						64	H	Michigan St.	1	3	141	H	LIU Brooklyn	1	1
14	H	Ohio St.	1	0						76	A	Monmouth	0	0	150	H	Siena	4	2
17	A	Indiana	4	1						78	H	Penn St.	0	2	176	A	Penn	2	0
															180	H	Loyola Maryland	8	0
															201	H	Yale	5	2
LAST 10 GAMES																			
4	A	Akron	1	6	134	H	Omaha	1	0										
141	H	LIU Brooklyn	1	1	14	H	Ohio St.	1	0										
14	A	Ohio St.	0	4	131	A	Army West Point	2	0										
55	H	Northwestern	2	0	55	A	Northwestern	4	2										
10	A	Maryland	1	3	176	A	Penn	2	0										

Non-Div. I Games:

Rutgers



Average RPI Win:		107	WON-LOST RECORD		WINNING PCT. RANK		LAST 10 GAMES		STRENGTH OF SCHEDULE		OPP. STRENGTH OF SCHEDULE		TEAM RPI		ADJ RPI		CONF. RPI		ADJ CONF. RPI					
DIV. I ONLY			12-6-2		.65		34		5-4-1		54		74		31		.55504		31		10		10	
DIV. I NON-CONF.			6-4-0		.6		59		1-2-0		61		42		33		.55548		35		14		14	
TOTALS		RPI 1-25		RPI 26-50		W-L RECORDS		RPI 51-100		RPI 101-150		RPI 150+												
12-6-2		0-1-0		3-3-0		OVERALL		3-2-0		3-0-2		3-0-0												
6-2-1		0-1-0		2-1-0		HOME		1-0-0		2-0-1		1-0-0												
6-3-1		0-0-0		1-1-0		AWAY		2-2-0		1-0-1		2-0-0												
0-1-0		0-0-0		0-1-0		NEUTRAL		0-0-0		0-0-0		0-0-0												
6-4-0		0-1-0		2-1-0		NON-CONFERENCE		1-2-0		2-0-0		1-0-0												
4-1-0		0-1-0		2-0-0		HOME		1-0-0		1-0-0		0-0-0												
2-3-0		0-0-0		0-0-		AWAY		0-2-0		1-0-0		1-0-0												
0-0-0		0-0-0		0-0-0		NEUTRAL		0-0-0		0-0-0		0-0-0												
6-2-2		0-0-0		1-2-0		CONFERENCE		2-0-0		1-0-2		2-0-0												
2-1-1		0-0-0		0-1-0		HOME		0-0-0		1-0-1		1-0-0												
4-0-1		0-0-0		1-0-0		AWAY		2-0-0		0-0-1		1-0-0												
0-1-0		0-0-0		0-1-0		NEUTRAL		0-0-0		0-0-0		0-0-0												
RPI	S	Opponent		Score		RPI	S	Opponent		Score		RPI	S	Opponent		Score								
13	H	Boston College		2	3	35	A	UConn		1	3	58	A	Brown		0	2	125	H	Holy Cross		2	1	
						40	H	Harvard		3	0	62	A	Colgate		1	0	129	H	Bucknell		1	1	
						41	A	American		1	0	71	H	UMass Lowell		1	0	131	A	Army West Point		1	1	
						41	N	American		0	2	84	A	Princeton		1	2	140	A	Fordham		2	1	
						48	H	Albany (NY)		3	0	99	A	Navy		2	1	150	H	Siena		1	0	
						50	H	Lehigh		2	3							161	A	Lafayette		1	0	
								LAST 10 GAMES										162	A	Massachusetts		2	1	
																		180	H	Loyola Maryland		2	1	
						35	A	UConn		1	3	50	H	Lehigh		2	3							
						41	N	American		0	2	48	H	Albany (NY)		3	0							
						99	A	Navy		2	1	161	A	Lafayette		1	0							
						131	A	Army West Point		1	1	58	A	Brown		0	2							
						125	H	Holy Cross		2	1	180	H	Loyola Maryland		2	1							

**Non-Div. I Games:**

Boston U.

Average RPI Win: 99		WON-LOST	WINNING	LAST 10	STRENGTH OF		OPP. STRENGTH	TEAM	ADJ		CONF.	ADJ CONF.			
Average RPI Loss: 68		RECORD	PCT. RANK	GAMES	SCHEDULE		OF SCHEDULE	RPI	RPI		RPI	RPI			
DIV. I ONLY		14-8-0	.63636	43	5-5-0		41	71	28		.5529	32			
DIV. I NON-CONF.		6-6-0	.5	98	1-3-0		20	35	18		.59226	23			
TOTALS		RPI 1-25	RPI 26-50		W-L RECORDS		RPI 51-100		RPI 101-150		RPI 150+				
14-8-0		2-3-0	1-1-0		OVERALL		4-1-0		4-2-0		3-1-0				
9-1-0		2-0-0	1-0-0		HOME		4-0-0		0-1-0		2-0-0				
5-7-0		0-3-0	0-1-0		AWAY		0-1-0		4-1-0		1-1-0				
0-0-0		0-0-0	0-0-0		NEUTRAL		0-0-0		0-0-0		0-0-0				
6-6-0		1-3-0	1-1-0		NON-CONFERENCE		1-1-0		3-1-0		0-0-0				
3-1-0		1-0-0	1-0-0		HOME		1-0-0		0-1-0		0-0-0				
3-5-0		0-3-0	0-0-		AWAY		0-1-0		3-0-0		0-0-0				
0-0-0		0-0-0	0-0-0		NEUTRAL		0-0-0		0-0-0		0-0-0				
8-2-0		1-0-0	0-0-0		CONFERENCE		3-0-0		1-1-0		3-1-0				
6-0-0		1-0-0	0-0-0		HOME		3-0-0		0-0-0		2-0-0				
2-2-0		0-0-0	0-0-0		AWAY		0-0-0		1-1-0		1-1-0				
0-0-0		0-0-0	0-0-0		NEUTRAL		0-0-0		0-0-0		0-0-0				
RPI S	Opponent	Score		RPI S	Opponent	Score		RPI S	Opponent	Score		RPI S	Opponent	Score	
5 H	Syracuse	2	1	41 A	American	0	2	53 A	Duke	2	3	103 A	William & Mary	1	0
7 A	Georgetown	0	3	50 H	Lehigh	2	1	63 H	UNCW	2	1	111 H	Stony Brook	0	3
20 A	Dartmouth	0	3					74 H	Vermont	4	0	114 A	Col. of Charleston	0	1
21 A	Coastal Caro.	1	2					79 H	Delaware	2	0	122 A	George Mason	2	1
23 H	Elon	1	0					79 H	Delaware	1	0	131 A	Army West Point	1	0
												143 A	St. John's (NY)	2	0
												153 H	Northeastern	2	1
												175 A	James Madison	0	2
												175 H	James Madison	2	0
												189 A	Drexel	5	1
LAST 10 GAMES															
7 A	Georgetown	0	3	111 H	Stony Brook	0	3								
50 H	Lehigh	2	1	23 H	Elon	1	0								
79 H	Delaware	2	0	21 A	Coastal Caro.	1	2								
175 H	James Madison	2	0	114 A	Col. of Charleston	0	1								
175 A	James Madison	0	2	153 H	Northeastern	2	1								

Non-Div. I Games:

Hofstra



Average RPI Win: 111		WON-LOST	WINNING	LAST 10	STRENGTH OF		OPP. STRENGTH	TEAM	ADJ		CONF.	ADJ CONF.	
Average RPI Loss: 38		RECORD	PCT. RANK	GAMES	SCHEDULE		OF SCHEDULE	RPI	RPI		RPI	RPI	
DIV. I ONLY		8-6-3	.55882	77	3-4-3		23	11	30	.55278	33	1	1
DIV. I NON-CONF.		7-1-0	.875	4	3-0-0		140	148	105	.48162	101	1	1
TOTALS		RPI 1-25	RPI 26-50		W-L RECORDS		RPI 51-100		RPI 101-150		RPI 150+		
8-6-3		1-3-3	1-1-0		OVERALL		1-1-0		2-1-0		3-0-0		
6-1-2		1-1-2	1-0-0		HOME		0-0-0		2-0-0		2-0-0		
1-5-1		0-2-1	0-1-0		AWAY		0-1-0		0-1-0		1-0-0		
1-0-0		0-0-0	0-0-0		NEUTRAL		1-0-0		0-0-0		0-0-0		
7-1-0		0-0-0	1-0-0		NON-CONFERENCE		1-0-0		2-1-0		3-0-0		
5-0-0		0-0-0	1-0-0		HOME		0-0-0		2-0-0		2-0-0		
1-1-0		0-0-0	0-0-		AWAY		0-0-0		0-1-0		1-0-0		
1-0-0		0-0-0	0-0-0		NEUTRAL		1-0-0		0-0-0		0-0-0		
1-5-3		1-3-3	0-1-0		CONFERENCE		0-1-0		0-0-0		0-0-0		
1-1-2		1-1-2	0-0-0		HOME		0-0-0		0-0-0		0-0-0		
0-4-1		0-2-1	0-1-0		AWAY		0-1-0		0-0-0		0-0-0		
0-0-0		0-0-0	0-0-0		NEUTRAL		0-0-0		0-0-0		0-0-0		
RPI S	Opponent	Score	RPI S	Opponent	Score	RPI S	Opponent	Score	RPI S	Opponent	Score		
1	H Wake Forest	0 0	26	A Virginia	0 1	53	A Duke	2 6	112	H Wofford	2 1		
3	H Clemson	1 4	27	H South Carolina	2 1	91	N Furman	2 1	114	H Col. of Charleston	2 0		
5	A Syracuse	0 2							136	A Davidson	1 2		
5	A Syracuse	1 2							158	H Appalachian St.	2 1		
11	H Notre Dame	1 1							182	H Gardner-Webb	4 3		
13	H Boston College	2 1							188	A Liberty	2 0		
24	A Louisville	1 1											
LAST 10 GAMES													
5	A Syracuse	0 2	27	H South Carolina	2 1								
3	H Clemson	1 4	1	H Wake Forest	0 0								
5	A Syracuse	1 2	11	H Notre Dame	1 1								
158	H Appalachian St.	2 1	24	A Louisville	1 1								
53	A Duke	2 6	182	H Gardner-Webb	4 3								

Non-Div. I Games:

North Carolina St.

Average RPI Win: 133		WON-LOST RECORD		WINNING PCT. RANK		LAST 10 GAMES		STRENGTH OF SCHEDULE		OPP. STRENGTH OF SCHEDULE		TEAM RPI		ADJ RPI		CONF. RPI		ADJ CONF. RPI							
Average RPI Loss: 54		14-6-2		.68182 24		4-4-2		70		110		32		.55259 34		13		13							
DIV. I ONLY		7-3-0		.7 34		0-1-0		99		77		46		.53962 46		19		18							
DIV. I NON-CONF.																									
TOTALS		RPI 1-25		RPI 26-50		W-L RECORDS		RPI 51-100		RPI 101-150		RPI 150+													
14-6-2		0-3-1		1-0-0		OVERALL		2-2-0		7-1-1		4-0-0													
6-2-0		0-1-0		1-0-0		HOME		0-1-0		5-0-0		0-0-0													
5-4-1		0-2-0		0-0-0		AWAY		1-1-0		2-1-1		2-0-0													
3-0-1		0-0-1		0-0-0		NEUTRAL		1-0-0		0-0-0		2-0-0													
7-3-0		0-2-0		1-0-0		NON-CONFERENCE		1-1-0		2-0-0		3-0-0													
2-1-0		0-0-0		1-0-0		HOME		0-1-0		1-0-0		0-0-0													
3-2-0		0-2-0		0-0-0		AWAY		1-0-0		1-0-0		1-0-0													
2-0-0		0-0-0		0-0-0		NEUTRAL		0-0-0		0-0-0		2-0-0													
7-3-2		0-1-1		0-0-0		CONFERENCE		1-1-0		5-1-1		1-0-0													
4-1-0		0-1-0		0-0-0		HOME		0-0-0		4-0-0		0-0-0													
2-2-1		0-0-0		0-0-0		AWAY		0-1-0		1-1-1		1-0-0													
1-0-1		0-0-1		0-0-0		NEUTRAL		1-0-0		0-0-0		0-0-0													
RPI S	Opponent	Score		RPI S	Opponent	Score		RPI S	Opponent	Score		RPI S	Opponent	Score											
9 A	SMU	0	2	42 H	Cal St. Fullerton	2	1	71 A	UMass Lowell	2	0	104 A	Gonzaga	1	0										
12 H	Seattle	0	2					73 H	Mercer	0	1	108 A	CSU Bakersfield	0	0										
12 N	Seattle	1	1					80 A	UNLV	1	2	121 H	Bradley	4	1										
19 A	Denver	1	2					80 N	UNLV	1	0	123 H	Air Force	2	1										
												130 A	Houston Baptist	1	2										
												137 H	UMKC	3	0										
												142 H	Incarnate Word	4	1										
												147 H	San Jose St.	3	2										
												149 A	Grand Canyon	3	2										
												162 A	Massachusetts	1	0										
												192 N	Saint Joseph's	3	0										
												194 A	UTRGV	1	0										
												198 N	Pacific	2	1										
LAST 10 GAMES																									
9 A	SMU	0	2	80 A	UNLV	1	2																		
12 N	Seattle	1	1	149 A	Grand Canyon	3	2																		
80 N	UNLV	1	0	108 A	CSU Bakersfield	0	0																		
12 H	Seattle	0	2	147 H	San Jose St.	3	2																		
142 H	Incarnate Word	4	1	130 A	Houston Baptist	1	2																		

Non-Div. I Games:

Utah Valley

**Non-Div. I Games:**

UConn

Average RPI Win: 104		WON-LOST RECORD		WINNING PCT. RANK		LAST 10 GAMES		STRENGTH OF SCHEDULE		OPP. STRENGTH OF SCHEDULE		TEAM RPI		ADJ RPI		CONF. RPI		ADJ CONF. RPI	
DIV. I ONLY		12-5-2		.68421 22		6-3-1		106		39		38		.55 36		5		5	
DIV. I NON-CONF.		5-4-1		.55 85		2-2-0		129		57		57		.52438 60		4		5	
TOTALS		RPI 1-25		RPI 26-50		W-L RECORDS		RPI 51-100		RPI 101-150		RPI 150+							
12-5-2		2-3-0		1-0-1		OVERALL		4-2-0		1-0-1		4-0-0							
9-2-1		1-1-0		1-0-0		HOME		2-1-0		1-0-1		4-0-0							
3-2-1		1-1-0		0-0-1		AWAY		2-1-0		0-0-0		0-0-0							
0-1-0		0-1-0		0-0-0		NEUTRAL		0-0-0		0-0-0		0-0-0							
5-4-1		0-2-0		0-0-0		NON-CONFERENCE		2-2-0		0-0-1		3-0-0							
5-2-1		0-1-0		0-0-0		HOME		2-1-0		0-0-1		3-0-0							
0-2-0		0-1-0		0-0-		AWAY		0-1-0		0-0-0		0-0-0							
0-0-0		0-0-0		0-0-0		NEUTRAL		0-0-0		0-0-0		0-0-0							
7-1-1		2-1-0		1-0-1		CONFERENCE		2-0-0		1-0-0		1-0-0							
4-0-0		1-0-0		1-0-0		HOME		0-0-0		1-0-0		1-0-0							
3-0-1		1-0-0		0-0-1		AWAY		2-0-0		0-0-0		0-0-0							
0-1-0		0-1-0		0-0-0		NEUTRAL		0-0-0		0-0-0		0-0-0							
RPI S	Opponent	Score		RPI S	Opponent	Score		RPI S	Opponent	Score		RPI S	Opponent	Score					
14 H	Ohio St.	0	1	27 H	South Carolina	1	0	54 A	New Mexico	1	0	126 H	UAB	1	0				
22 H	FIU	1	0	45 A	Old Dominion	0	0	56 H	Drake	1	2	144 H	Memphis	0	0				
22 N	FIU	0	1					81 A	ETSU	1	3	154 H	Detroit	4	0				
24 A	Louisville	0	2					88 H	Wright St.	2	1	183 H	Fla. Atlantic	3	0				
25 A	Charlotte	2	1					96 A	Marshall	1	0	184 H	Evansville	4	1				
								97 H	Valparaiso	2	1	190 H	Eastern Ill.	6	0				
LAST 10 GAMES																			
56 H	Drake	1	2	126 H	UAB	1	0												
22 N	FIU	0	1	45 A	Old Dominion	0	0												
22 H	FIU	1	0	27 H	South Carolina	1	0												
154 H	Detroit	4	0	14 H	Ohio St.	0	1												
25 A	Charlotte	2	1	184 H	Evansville	4	1												

Non-Div. I Games:

Kentucky

Average RPI Win:	92	WON-LOST	WINNING	LAST 10	STRENGTH OF	OPP. STRENGTH	TEAM	ADJ	CONF.	ADJ CONF.	
Average RPI Loss:	46	RECORD	PCT. RANK	GAMES	SCHEDULE	OF SCHEDULE	RPI	RPI	RPI	RPI	
DIV. I ONLY	11-5-5	.64286	38	5-3-2	67	41	43	.54896	37	9	9
DIV. I NON-CONF.	5-3-1	.61111	56	0-1-0	48	22	31	.56508	30	5	4
<hr/>											
TOTALS	RPI 1-25	RPI 26-50		W-L RECORDS		RPI 51-100		RPI 101-150		RPI 150+	
11-5-5	2-2-1	0-2-1		OVERALL		3-0-0		6-1-3		0-0-0	
7-0-2	1-0-0	0-0-1		HOME		1-0-0		5-0-1		0-0-0	
3-5-3	0-2-1	0-2-0		AWAY		2-0-0		1-1-2		0-0-0	
1-0-0	1-0-0	0-0-0		NEUTRAL		0-0-0		0-0-0		0-0-0	
<hr/>											
5-3-1	1-2-0	0-1-0		NON-CONFERENCE		2-0-0		2-0-1		0-0-0	
3-0-0	0-0-0	0-0-0		HOME		1-0-0		2-0-0		0-0-0	
1-3-1	0-2-0	0-0-		AWAY		1-0-0		0-0-1		0-0-0	
1-0-0	1-0-0	0-0-0		NEUTRAL		0-0-0		0-0-0		0-0-0	
<hr/>											
6-2-4	1-0-1	0-1-1		CONFERENCE		1-0-0		4-1-2		0-0-0	
4-0-2	1-0-0	0-0-1		HOME		0-0-0		3-0-1		0-0-0	
2-2-2	0-0-1	0-1-0		AWAY		1-0-0		1-1-1		0-0-0	
0-0-0	0-0-0	0-0-0		NEUTRAL		0-0-0		0-0-0		0-0-0	
<hr/>											
RPI S	Opponent	Score		RPI S	Opponent	Score		RPI S	Opponent	Score	
12 N	Seattle	1	0	42 A	Cal St. Fullerton	1	3	67 A	CSUN	1	0
15 A	UCLA	1	4	42 H	Cal St. Fullerton	0	0	80 H	UNLV	2	1
15 A	UCLA	0	2	46 A	Santa Clara	0	1	85 A	Loyola Marymount	2	0
16 A	UC Santa Barbara	2	2								
16 H	UC Santa Barbara	3	2								
<hr/>											
LAST 10 GAMES											
15 A	UCLA	0	2	16 A	UC Santa Barbara	2	2				
42 A	Cal St. Fullerton	1	3	139 H	Sacramento St.	2	0				
105 H	UC Irvine	1	0	16 H	UC Santa Barbara	3	2				
139 A	Sacramento St.	4	2	113 A	UC Davis	2	3				
113 H	UC Davis	0	0	132 H	UC Riverside	2	1				

Non-Div. I Games:

Cal Poly

SIUE		Average RPI Win:	109	WON-LOST	WINNING	LAST 10	STRENGTH OF		OPP. STRENGTH	TEAM	ADJ	CONF.	ADJ CONF.	
		Average RPI Loss:	98	RECORD	PCT. RANK	GAMES	SCHEDULE		OF SCHEDULE	RPI	RPI	RPI	RPI	
DIV. I ONLY				12-4-2	.72222	13	128		99	42	.54895	38	15	
DIV. I NON-CONF.				7-2-1	.75	17	133		55	49	.54101	44	15	
TOTALS		RPI 1-25		RPI 26-50		W-L RECORDS	RPI 51-100				RPI 101-150		RPI 150+	
12-4-2		0-0-0		1-0-0		OVERALL	5-2-2				3-2-0		3-0-0	
5-2-1		0-0-0		0-0-0		HOME	1-1-1				1-1-0		3-0-0	
7-2-1		0-0-0		1-0-0		AWAY	4-1-1				2-1-0		0-0-0	
0-0-0		0-0-0		0-0-0		NEUTRAL	0-0-0				0-0-0		0-0-0	
7-2-1		0-0-0		1-0-0		NON-CONFERENCE	3-1-1				2-1-0		1-0-0	
2-1-0		0-0-0		0-0-0		HOME	0-0-0				1-1-0		1-0-0	
5-1-1		0-0-0		1-0-		AWAY	3-1-1				1-0-0		0-0-0	
0-0-0		0-0-0		0-0-0		NEUTRAL	0-0-0				0-0-0		0-0-0	
5-2-1		0-0-0		0-0-0		CONFERENCE	2-1-1				1-1-0		2-0-0	
3-1-1		0-0-0		0-0-0		HOME	1-1-1				0-0-0		2-0-0	
2-1-0		0-0-0		0-0-0		AWAY	1-0-0				1-1-0		0-0-0	
0-0-0		0-0-0		0-0-0		NEUTRAL	0-0-0				0-0-0		0-0-0	
RPI S	Opponent	Score	RPI S	Opponent	Score	RPI S	Opponent	Score	RPI S	Opponent	Score	RPI S	Opponent	Score
			43 A	Butler	2 1	55 A	Northwestern	2 1	101 A	Missouri St.	0 1			
						56 A	Drake	3 2	121 A	Bradley	2 1			
						56 H	Drake	0 1	128 A	Wisconsin	2 0			
						60 A	San Diego	2 0	137 H	UMKC	0 2			
						65 A	Oakland	1 0	144 H	Memphis	2 0			
						70 H	Loyola Chicago	1 0	184 H	Evansville	2 0			
						70 H	Loyola Chicago	0 0	190 H	Eastern Ill.	2 0			
						82 A	San Diego St.	0 0	197 H	Central Ark.	4 0			
						98 A	Bowling Green	1 3						
LAST 10 GAMES														
			56 H	Drake	0 1	56 A	Drake	3 2						
			70 H	Loyola Chicago	0 0	184 H	Evansville	2 0						
			70 H	Loyola Chicago	1 0	55 A	Northwestern	2 1						
			190 H	Eastern Ill.	2 0	43 A	Butler	2 1						
			121 A	Bradley	2 1	197 H	Central Ark.	4 0						

Non-Div. I Games:

SIUE

Average RPI Win:		95	WON-LOST		WINNING	LAST 10		STRENGTH OF		OPP. STRENGTH	TEAM	ADJ		CONF.	ADJ CONF.
Average RPI Loss:		35	RECORD		PCT. RANK	GAMES		SCHEDULE		OF SCHEDULE	RPI	RPI		RPI	RPI
DIV. I ONLY			9-6-2		.58824	61		48		17	39	.54859		39	2
DIV. I NON-CONF.			5-2-0		.71429	33		154		58	91	.49274		89	3
TOTALS		RPI 1-25	RPI 26-50		W-L RECORDS		RPI 51-100		RPI 101-150		RPI 150+				
9-6-2		1-3-0	1-1-1		OVERALL		3-2-1		2-0-0		2-0-0				
7-1-2		1-1-0	0-0-1		HOME		2-0-1		2-0-0		2-0-0				
2-5-0		0-2-0	1-1-0		AWAY		1-2-0		0-0-0		0-0-0				
0-0-0		0-0-0	0-0-0		NEUTRAL		0-0-0		0-0-0		0-0-0				
5-2-0		0-0-0	0-1-0		NON-CONFERENCE		1-1-0		2-0-0		2-0-0				
5-0-0		0-0-0	0-0-0		HOME		1-0-0		2-0-0		2-0-0				
0-2-0		0-0-0	0-0-		AWAY		0-1-0		0-0-0		0-0-0				
0-0-0		0-0-0	0-0-0		NEUTRAL		0-0-0		0-0-0		0-0-0				
4-4-2		1-3-0	1-0-1		CONFERENCE		2-1-1		0-0-0		0-0-0				
2-1-2		1-1-0	0-0-1		HOME		1-0-1		0-0-0		0-0-0				
2-3-0		0-2-0	1-0-0		AWAY		1-1-0		0-0-0		0-0-0				
0-0-0		0-0-0	0-0-0		NEUTRAL		0-0-0		0-0-0		0-0-0				
RPI S	Opponent	Score		RPI S	Opponent	Score		RPI S	Opponent	Score		RPI S	Opponent	Score	
2 A	Stanford	0	1	46 A	Santa Clara	1	2	60 A	San Diego	0	3	113 H	UC Davis	2	1
2 H	Stanford	1	2	47 A	Washington	1	0	69 A	Oregon St.	2	1	136 H	Davidson	3	0
15 A	UCLA	0	6	47 H	Washington	0	0	69 H	Oregon St.	2	2	151 H	San Francisco	3	1
15 H	UCLA	4	3					82 A	San Diego St.	0	1	153 H	Northeastern	3	0
								82 H	San Diego St.	4	3				
								92 H	VCU	3	1				
LAST 10 GAMES															
2 A	Stanford	0	1	15 A	UCLA	0	6								
69 A	Oregon St.	2	1	82 A	San Diego St.	0	1								
47 A	Washington	1	0	47 H	Washington	0	0								
15 H	UCLA	4	3	69 H	Oregon St.	2	2								
82 H	San Diego St.	4	3	2 H	Stanford	1	2								

Non-Div. I Games:

California

Average RPI Win: 109		WON-LOST RECORD		WINNING PCT. RANK		LAST 10 GAMES		STRENGTH OF SCHEDULE		OPP. STRENGTH OF SCHEDULE		TEAM RPI		ADJ RPI		CONF. RPI		ADJ CONF. RPI					
DIV. I ONLY		9-6-2		.58824 61		8-2-0		30		52		36		.54683 40		12		12					
DIV. I NON-CONF.		4-4-2		.5 98		3-0-0		22		17		26		.57846 26		11		11					
TOTALS		RPI 1-25		RPI 26-50		W-L RECORDS		RPI 51-100		RPI 101-150		RPI 150+											
9-6-2		1-2-1		0-2-1		OVERALL		3-2-0		2-0-0		3-0-0											
4-4-1		1-1-1		0-1-0		HOME		2-2-0		0-0-0		1-0-0											
5-2-1		0-1-0		0-1-1		AWAY		1-0-0		2-0-0		2-0-0											
0-0-0		0-0-0		0-0-0		NEUTRAL		0-0-0		0-0-0		0-0-0											
4-4-2		1-1-1		0-2-1		NON-CONFERENCE		1-1-0		2-0-0		0-0-0											
2-2-1		1-0-1		0-1-0		HOME		1-1-0		0-0-0		1-0-0											
2-2-1		0-1-0		0-1-		AWAY		0-0-0		2-0-0		0-0-0											
0-0-0		0-0-0		0-0-0		NEUTRAL		0-0-0		0-0-0		0-0-0											
5-2-0		0-1-0		0-0-0		CONFERENCE		2-1-0		0-0-0		3-0-0											
2-2-0		0-1-0		0-0-0		HOME		1-1-0		0-0-0		1-0-0											
3-0-0		0-0-0		0-0-0		AWAY		1-0-0		0-0-0		2-0-0											
0-0-0		0-0-0		0-0-0		NEUTRAL		0-0-0		0-0-0		0-0-0											
RPI	S	Opponent		Score		RPI	S	Opponent		Score		RPI	S	Opponent		Score							
9	H	SMU		2	2	31	A	Boston U.		0	3	52	H	New Hampshire		1	0	111	A	Stony Brook		2	1
12	A	Seattle		0	2	35	H	UConn		1	2	58	H	Brown		1	0	124	A	Pittsburgh		3	2
13	H	Boston College		2	1	47	A	Washington		0	0	77	A	Columbia		2	0	167	A	Cornell		2	0
20	H	Dartmouth		0	1							84	H	Princeton		2	3	176	H	Penn		6	0
												85	H	Loyola Marymount		0	1	201	A	Yale		3	1
						LAST 10 GAMES																	
						176 H Penn						124 A Pittsburgh						3 2					
						77 A Columbia						58 H Brown						1 0					
						20 H Dartmouth						167 A Cornell						2 0					
						13 H Boston College						52 H New Hampshire						1 0					
						84 H Princeton						201 A Yale						3 1					

Non-Div. I Games:

Harvard



Average RPI Win:	116	WON-LOST	WINNING	LAST 10	STRENGTH OF	OPP. STRENGTH	TEAM	ADJ	CONF.	ADJ CONF.	
Average RPI Loss:	78	RECORD	PCT. RANK	GAMES	SCHEDULE	OF SCHEDULE	RPI	RPI	RPI	RPI	
DIV. I ONLY	14-5-3	.70455	16	7-1-2	105	104	41	.54381	41	10	10
DIV. I NON-CONF.	7-2-1	.75	17	1-0-0	126	122	58	.52559	59	14	14
TOTALS	RPI 1-25	RPI 26-50	W-L RECORDS		RPI 51-100	RPI 101-150		RPI 150+			
14-5-3	0-0-0	3-2-1	OVERALL		2-2-1	5-0-1		4-1-0			
7-2-1	0-0-0	1-1-1	HOME		1-0-0	2-0-0		3-1-0			
4-2-2	0-0-0	1-0-0	AWAY		0-2-1	2-0-1		1-0-0			
3-1-0	0-0-0	1-1-0	NEUTRAL		1-0-0	1-0-0		0-0-0			
7-2-1	0-0-0	2-0-0	NON-CONFERENCE		1-1-1	2-0-0		2-1-0			
3-1-0	0-0-0	1-0-0	HOME		0-0-0	0-0-0		1-0-0			
2-1-1	0-0-0	1-0-	AWAY		0-1-1	1-0-0		0-0-0			
2-0-0	0-0-0	0-0-0	NEUTRAL		1-0-0	1-0-0		0-0-0			
7-3-2	0-0-0	1-2-1	CONFERENCE		1-1-0	3-0-1		2-0-0			
4-1-1	0-0-0	0-1-1	HOME		1-0-0	2-0-0		1-0-0			
2-1-1	0-0-0	0-0-0	AWAY		0-1-0	1-0-1		1-0-0			
1-1-0	0-0-0	1-1-0	NEUTRAL		0-0-0	0-0-0		0-0-0			
RPI S	Opponent	Score	RPI S	Opponent	Score	RPI S	Opponent	Score	RPI S	Opponent	Score
			26 A	Virginia	1 0	54 A	New Mexico	1 2	118 N	George Washington	2 1
			31 H	Boston U.	0 1	62 A	Colgate	1 2	122 A	George Mason	3 1
			31 N	Boston U.	2 0	84 A	Princeton	1 1	125 A	Holy Cross	1 0
			32 H	Hofstra	2 0	85 N	Loyola Marymount	1 0	129 H	Bucknell	3 0
			50 H	Lehigh	2 2	99 H	Navy	3 0	131 A	Army West Point	0 0
			50 N	Lehigh	1 2				131 H	Army West Point	4 1
									161 H	Lafayette	1 0
									176 H	Penn	4 0
									180 A	Loyola Maryland	3 0
									193 H	Fairleigh Dickinson	3 4
									202 H	Howard	6 0
			LAST 10 GAMES								
			50 N	Lehigh	1 2	99 H	Navy	3 0			
			31 N	Boston U.	2 0	129 H	Bucknell	3 0			
			131 H	Army West Point	4 1	131 A	Army West Point	0 0			
			50 H	Lehigh	2 2	26 A	Virginia	1 0			
			125 A	Holy Cross	1 0	161 H	Lafayette	1 0			

Non-Div. I Games:

American

Average RPI Win:		106	WON-LOST RECORD		WINNING PCT. RANK	LAST 10 GAMES		STRENGTH OF SCHEDULE		OPP. STRENGTH OF SCHEDULE	TEAM RPI	ADJ RPI	CONF. RPI	ADJ CONF. RPI					
Average RPI Loss:		57																	
DIV. I ONLY			13-8-1		.61364 55		6-4-0		75		56		48		.54057 42		9 9		
DIV. I NON-CONF.			5-5-0		.5 98		0-1-0		68		103		45		.54412 41		5 4		
TOTALS		RPI 1-25		RPI 26-50		W-L RECORDS		RPI 51-100		RPI 101-150		RPI 150+							
13-8-1		1-2-0		2-2-1		OVERALL		1-3-0		7-1-0		2-0-0							
8-4-0		0-0-0		1-1-0		HOME		0-2-0		5-1-0		2-0-0							
5-3-1		1-2-0		1-1-1		AWAY		1-0-0		2-0-0		0-0-0							
0-1-0		0-0-0		0-0-0		NEUTRAL		0-1-0		0-0-0		0-0-0							
5-5-0		0-1-0		1-2-0		NON-CONFERENCE		0-2-0		2-0-0		2-0-0							
4-2-0		0-0-0		0-1-0		HOME		0-1-0		2-0-0		2-0-0							
1-2-0		0-1-0		1-0-		AWAY		0-0-0		0-0-0		0-0-0							
0-1-0		0-0-0		0-0-0		NEUTRAL		0-1-0		0-0-0		0-0-0							
8-3-1		1-1-0		1-0-1		CONFERENCE		1-1-0		5-1-0		0-0-0							
4-2-0		0-0-0		1-0-0		HOME		0-1-0		3-1-0		0-0-0							
4-1-1		1-1-0		0-0-1		AWAY		1-0-0		2-0-0		0-0-0							
0-0-0		0-0-0		0-0-0		NEUTRAL		0-0-0		0-0-0		0-0-0							
RPI S	Opponent		Score		RPI S	Opponent		Score		RPI S	Opponent		Score		RPI S	Opponent		Score	
14 A	Ohio St.		0	2	34 A	Utah Valley		1	2	60 H	San Diego		1	3	105 A	UC Irvine		1	0
16 A	UC Santa Barbara		1	0	37 A	Cal Poly		0	0	67 A	CSUN		1	0	105 H	UC Irvine		3	0
16 A	UC Santa Barbara		1	2	37 H	Cal Poly		3	1	67 H	CSUN		1	2	113 H	UC Davis		1	0
					46 A	Santa Clara		2	1	88 N	Wright St.		1	2	118 H	George Washington		3	0
					46 H	Santa Clara		0	3						132 A	UC Riverside		2	0
															132 H	UC Riverside		1	2
															139 H	Sacramento St.		2	0
															149 H	Grand Canyon		2	0
															151 H	San Francisco		3	0
															194 H	UTRGV		1	0
					LAST 10 GAMES														
					46 H	Santa Clara		0	3	132 H	UC Riverside		1	2					
					16 A	UC Santa Barbara		1	0	67 H	CSUN		1	2					
					37 H	Cal Poly		3	1	105 H	UC Irvine		3	0					
					132 A	UC Riverside		2	0	67 A	CSUN		1	0					
					105 A	UC Irvine		1	0	16 A	UC Santa Barbara		1	2					

Non-Div. I Games:

Cal St. Fullerton

Butler

Butler

Average RPI Win: 103		WON-LOST RECORD		WINNING PCT. RANK		LAST 10 GAMES		STRENGTH OF SCHEDULE		OPP. STRENGTH OF SCHEDULE		TEAM RPI		ADJ RPI		CONF. RPI		ADJ CONF. RPI	
DIV. I ONLY		8-6-4		.55556 78		3-4-3		40		30		50		.53946 44		3		3	
DIV. I NON-CONF.		5-2-2		.66667 37		2-0-2		70		74		65		.52231 63		2		2	
TOTALS		RPI 1-25		RPI 26-50		W-L RECORDS		RPI 51-100		RPI 101-150		RPI 150+							
8-6-4		0-4-2		0-1-0		OVERALL		5-0-1		1-0-1		2-1-0							
6-2-2		0-0-0		0-1-0		HOME		3-0-1		1-0-1		2-1-0							
2-4-2		0-4-2		0-0-0		AWAY		2-0-0		0-0-0		0-0-0							
0-0-0		0-0-0		0-0-0		NEUTRAL		0-0-0		0-0-0		0-0-0							
5-2-2		0-1-1		0-0-0		NON-CONFERENCE		2-0-1		1-0-0		2-1-0							
4-1-1		0-0-0		0-0-0		HOME		1-0-1		1-0-0		2-1-0							
1-1-1		0-1-1		0-0-		AWAY		1-0-0		0-0-0		0-0-0							
0-0-0		0-0-0		0-0-0		NEUTRAL		0-0-0		0-0-0		0-0-0							
3-4-2		0-3-1		0-1-0		CONFERENCE		3-0-0		0-0-1		0-0-0							
2-1-1		0-0-0		0-1-0		HOME		2-0-0		0-0-1		0-0-0							
1-3-1		0-3-1		0-0-0		AWAY		1-0-0		0-0-0		0-0-0							
0-0-0		0-0-0		0-0-0		NEUTRAL		0-0-0		0-0-0		0-0-0							
RPI S	Opponent	Score		RPI S	Opponent	Score		RPI S	Opponent	Score		RPI S	Opponent	Score					
8 A	Creighton	0	1	29 H	Rutgers	0	1	55 H	Northwestern	3	0	106 H	West Virginia	3	1				
10 A	Maryland	0	0					64 H	Michigan St.	1	0	128 H	Wisconsin	3	3				
10 A	Maryland	2	5					65 A	Oakland	4	1	154 H	Detroit	1	2				
11 A	Notre Dame	1	1					68 H	Western Mich.	0	0	157 H	Duquesne	3	0				
14 A	Ohio St.	1	3					78 A	Penn St.	2	0	205 H	Niagara	2	1				
17 A	Indiana	0	1					97 H	Valparaiso	1	0								
LAST 10 GAMES																			
10 A	Maryland	2	5	97 H	Valparaiso	1	0												
14 A	Ohio St.	1	3	157 H	Duquesne	3	0												
64 H	Michigan St.	1	0	29 H	Rutgers	0	1												
68 H	Western Mich.	0	0	11 A	Notre Dame	1	1												
17 A	Indiana	0	1	128 H	Wisconsin	3	3												

Non-Div. I Games:

Michigan

Average RPI Win:		113	WON-LOST RECORD		WINNING PCT. RANK	LAST 10 GAMES	STRENGTH OF SCHEDULE		OPP. STRENGTH OF SCHEDULE	TEAM RPI	ADJ RPI	CONF. RPI	ADJ CONF. RPI	
DIV. I ONLY		8-5-3	.59375	59	4-4-2		72		18	51	.53848	45	5	5
DIV. I NON-CONF.		5-1-1	.78571	12	1-0-1		74		15	51	.53904	47	4	5
TOTALS		RPI 1-25	RPI 26-50		W-L RECORDS		RPI 51-100		RPI 101-150		RPI 150+			
8-5-3		1-3-2	0-1-1		OVERALL		3-1-0		1-0-0		3-0-0			
5-2-1		1-1-0	0-0-1		HOME		2-1-0		1-0-0		1-0-0			
3-2-2		0-1-2	0-1-0		AWAY		1-0-0		0-0-0		2-0-0			
0-1-0		0-1-0	0-0-0		NEUTRAL		0-0-0		0-0-0		0-0-0			
5-1-1		1-1-1	0-0-0		NON-CONFERENCE		2-0-0		0-0-0		2-0-0			
3-1-0		1-1-0	0-0-0		HOME		1-0-0		0-0-0		1-0-0			
2-0-1		0-0-1	0-0-		AWAY		1-0-0		0-0-0		1-0-0			
0-0-0		0-0-0	0-0-0		NEUTRAL		0-0-0		0-0-0		0-0-0			
3-4-2		0-2-1	0-1-1		CONFERENCE		1-1-0		1-0-0		1-0-0			
2-1-1		0-0-0	0-0-1		HOME		1-1-0		1-0-0		0-0-0			
1-2-1		0-1-1	0-1-0		AWAY		0-0-0		0-0-0		1-0-0			
0-1-0		0-1-0	0-0-0		NEUTRAL		0-0-0		0-0-0		0-0-0			
RPI	S	Opponent	Score		RPI	S	Opponent	Score		RPI	S	Opponent	Score	
4	H	Akron	4	1	27	A	South Carolina	1	3	54	H	New Mexico	2	0
18	A	South Fla.	1	1	36	H	Kentucky	0	0	63	A	UNCW	1	0
21	H	Coastal Caro.	0	2						95	H	Hartford	3	2
22	A	FIU	1	2						96	H	Marshall	0	1
22	N	FIU	2	4										
25	A	Charlotte	1	1										
LAST 10 GAMES														
22	N	FIU	2	4	63	A	UNCW	1	0					
96	H	Marshall	0	1	22	A	FIU	1	2					
27	A	South Carolina	1	3	54	H	New Mexico	2	0					
18	A	South Fla.	1	1	183	A	Fla. Atlantic	2	1					
36	H	Kentucky	0	0	126	H	UAB	3	1					

Non-Div. I Games:

Old Dominion




Santa Clara

Average RPI Win:		81	WON-LOST RECORD		WINNING PCT. RANK		LAST 10 GAMES		STRENGTH OF SCHEDULE		OPP. STRENGTH OF SCHEDULE		TEAM RPI		ADJ RPI		CONF. RPI		ADJ CONF. RPI				
DIV. I ONLY			8-5-6		.57895 66		3-4-3		37		16		44		.53705 47		2		2				
DIV. I NON-CONF.			4-2-3		.61111 56		0-1-0		114		38		81		.49307 88		3		3				
TOTALS		RPI 1-25		RPI 26-50		W-L RECORDS		RPI 51-100		RPI 101-150		RPI 150+											
8-5-6		2-4-1		0-1-2		OVERALL		3-0-1		2-0-0		1-0-2											
6-2-2		2-1-0		0-1-1		HOME		2-0-0		2-0-0		0-0-1											
2-3-4		0-3-1		0-0-1		AWAY		1-0-1		0-0-0		1-0-1											
0-0-0		0-0-0		0-0-0		NEUTRAL		0-0-0		0-0-0		0-0-0											
4-2-3		1-2-0		0-0-1		NON-CONFERENCE		0-0-0		2-0-0		1-0-2											
3-0-2		1-0-0		0-0-1		HOME		0-0-0		2-0-0		0-0-1											
1-2-1		0-2-0		0-0-		AWAY		0-0-0		0-0-0		1-0-1											
0-0-0		0-0-0		0-0-0		NEUTRAL		0-0-0		0-0-0		0-0-0											
4-3-3		1-2-1		0-1-1		CONFERENCE		3-0-1		0-0-0		0-0-0											
3-2-0		1-1-0		0-1-0		HOME		2-0-0		0-0-0		0-0-0											
1-1-3		0-1-1		0-0-1		AWAY		1-0-1		0-0-0		0-0-0											
0-0-0		0-0-0		0-0-0		NEUTRAL		0-0-0		0-0-0		0-0-0											
RPI	S	Opponent		Score		RPI	S	Opponent		Score		RPI	S	Opponent		Score		RPI	S	Opponent		Score	
2	A	Stanford		0	0	39	A	California		0	0	69	A	Oregon St.		1	0	104	H	Gonzaga		1	0
2	H	Stanford		2	1	39	H	California		0	1	69	H	Oregon St.		1	0	113	H	UC Davis		3	0
10	A	Maryland		0	1	40	H	Harvard		0	0	82	A	San Diego St.		1	1	172	H	Portland		0	0
12	A	Seattle		1	2							82	H	San Diego St.		1	0	176	A	Penn		0	0
15	A	UCLA		1	2													189	A	Drexel		1	0
15	H	UCLA		2	3																		
20	H	Dartmouth		3	2																		
LAST 10 GAMES																							
69	A	Oregon St.		1	0	10	A	Maryland		0	1												
15	A	UCLA		1	2	69	H	Oregon St.		1	0												
82	A	San Diego St.		1	1	39	A	California		0	0												
2	H	Stanford		2	1	2	A	Stanford		0	0												
39	H	California		0	1	15	H	UCLA		2	3												

Non-Div. I Games:

Washington

Albany (NY)

 Tie,  Loss,  Non-Conf, S Site, H Home, A Away, N Neutral Page 48



**x  
a  
v  
i  
e  
r**

X  
a  
v  
i  
e  
r

Xavier

Average RPI Win:	129	WON-LOST RECORD	WINNING PCT. RANK	LAST 10 GAMES	STRENGTH OF SCHEDULE	OPP. STRENGTH OF SCHEDULE	TEAM RPI	ADJ RPI	CONF. RPI	ADJ CONF. RPI					
Average RPI Loss:	98														
DIV. I ONLY	13-6-3	.65909	27	7-1-2	102	140	55	.53488	50	10	10				
DIV. I NON-CONF.	6-3-1	.65	46	1-1-0	152	174	82	.5008	81	14	14				
TOTALS	RPI 1-25	RPI 26-50	W-L RECORDS	RPI 51-100	RPI 101-150	RPI 150+									
13-6-3	0-0-0	2-1-1	OVERALL	2-2-0	3-3-2	6-0-0									
8-2-1	0-0-0	0-0-0	HOME	1-0-0	2-2-1	5-0-0									
4-4-2	0-0-0	1-1-1	AWAY	1-2-0	1-1-1	1-0-0									
1-0-0	0-0-0	1-0-0	NEUTRAL	0-0-0	0-0-0	0-0-0									
6-3-1	0-0-0	0-1-0	NON-CONFERENCE	0-1-0	2-1-1	4-0-0									
4-1-0	0-0-0	0-0-0	HOME	0-0-0	1-1-0	3-0-0									
2-2-1	0-0-0	0-0-	AWAY	0-1-0	1-0-1	1-0-0									
0-0-0	0-0-0	0-0-0	NEUTRAL	0-0-0	0-0-0	0-0-0									
7-3-2	0-0-0	2-0-1	CONFERENCE	2-1-0	1-2-1	2-0-0									
4-1-1	0-0-0	0-0-0	HOME	1-0-0	1-1-1	2-0-0									
2-2-1	0-0-0	1-0-1	AWAY	1-1-0	0-1-0	0-0-0									
1-0-0	0-0-0	1-0-0	NEUTRAL	0-0-0	0-0-0	0-0-0									
RPI S Opponent	Score	RPI S Opponent	Score	RPI S Opponent	Score	RPI S Opponent	Score								
		31 A Boston U.	3 2	62 A Colgate	2 0	107 A Saint Francis (PA)	0 0								
		32 A Hofstra	1 2	62 H Colgate	1 0	124 H Pittsburgh	0 3								
		41 A American	2 2	79 A Delaware	2 3	125 H Holy Cross	0 1								
		41 N American	2 1	99 A Navy	1 3	129 H Bucknell	1 1								
						129 H Bucknell	2 0								
						131 A Army West Point	2 3								
						140 H Fordham	3 0								
						145 A Robert Morris	3 2								
						161 H Lafayette	2 0								
						167 H Cornell	1 0								
						175 H James Madison	2 1								
						180 H Loyola Maryland	1 0								
						185 A Manhattan	1 0								
						193 H Fairleigh Dickinson	3 0								
		LAST 10 GAMES													
		32 A Hofstra	1 2	129 H Bucknell	1 1										
		41 N American	2 1	161 H Lafayette	2 0										
		62 A Colgate	2 0	31 A Boston U.	3 2										
		129 H Bucknell	2 0	175 H James Madison	2 1										
		41 A American	2 2	180 H Loyola Maryland	1 0										

Non-Div. I Games:

Lehigh

Average RPI Win:	136	WON-LOST RECORD	WINNING PCT. RANK	LAST 10 GAMES	STRENGTH OF SCHEDULE	OPP. STRENGTH OF SCHEDULE	TEAM RPI	ADJ RPI	CONF. RPI	ADJ CONF. RPI		
DIV. I ONLY		13-5-5	.67391	25	6-1-3	94	117	52	.53317	51	19	19
DIV. I NON-CONF.		5-4-3	.54167	95	0-0-2	46	80	29	.56295	31	13	13
<hr/>												
TOTALS	RPI 1-25	RPI 26-50		W-L RECORDS		RPI 51-100		RPI 101-150		RPI 150+		
13-5-5	0-1-1	0-1-0		OVERALL		3-2-2		4-1-2		6-0-0		
6-2-1	0-0-0	0-0-0		HOME		1-2-1		2-0-0		3-0-0		
4-2-4	0-1-1	0-0-0		AWAY		1-0-1		1-1-2		2-0-0		
3-1-0	0-0-0	0-1-0		NEUTRAL		1-0-0		1-0-0		1-0-0		
<hr/>												
5-4-3	0-1-1	0-1-0		NON-CONFERENCE		1-1-2		3-1-0		1-0-0		
3-1-1	0-0-0	0-0-0		HOME		1-1-1		2-0-0		0-0-0		
2-2-2	0-1-1	0-0-		AWAY		0-0-1		1-1-0		1-0-0		
0-1-0	0-0-0	0-1-0		NEUTRAL		0-0-0		0-0-0		0-0-0		
<hr/>												
8-1-2	0-0-0	0-0-0		CONFERENCE		2-1-0		1-0-2		5-0-0		
3-1-0	0-0-0	0-0-0		HOME		0-1-0		0-0-0		3-0-0		
2-0-2	0-0-0	0-0-0		AWAY		1-0-0		0-0-2		1-0-0		
3-0-0	0-0-0	0-0-0		NEUTRAL		1-0-0		1-0-0		1-0-0		
<hr/>												
RPI S	Opponent	Score		RPI S	Opponent	Score		RPI S	Opponent	Score		
14 A	Ohio St.	1	1	30 N	Radford	1	2	65 H	Oakland	0	2	
14 A	Ohio St.	0	2					65 H	Oakland	2	2	
								68 A	Western Mich.	1	1	
								86 A	Saint Louis	3	2	
								92 H	VCU	2	3	
								92 N	VCU	4	1	
								98 H	Bowling Green	6	0	
								102 H	Cleveland St.	4	1	
								115 A	High Point	2	1	
								119 N	Rhode Island	2	1	
								122 A	George Mason	1	1	
								138 A	Marquette	2	3	
								140 A	Fordham	1	1	
								148 H	Northern Ky.	4	0	
								157 A	Duquesne	2	1	
								157 N	Duquesne	3	1	
								162 H	Massachusetts	4	1	
								168 H	La Salle	5	0	
								175 A	James Madison	1	0	
								192 H	Saint Joseph's	7	1	
<hr/>												
LAST 10 GAMES												
14 A	Ohio St.	1	1	92 H	VCU	2	3					
65 H	Oakland	2	2	140 A	Fordham	1	1					
92 N	VCU	4	1	192 H	Saint Joseph's	7	1					
119 N	Rhode Island	2	1	162 H	Massachusetts	4	1					
157 N	Duquesne	3	1	168 H	La Salle	5	0					

Non-Div. I Games:

Dayton



Duke				Through Games Of Dec. 13, 2015											
Average RPI Win:	109	WON-LOST RECORD	WINNING PCT. RANK	LAST 10 GAMES	STRENGTH OF SCHEDULE	OPP. STRENGTH OF SCHEDULE	TEAM RPI	ADJ RPI	CONF. RPI	ADJ CONF. RPI					
Average RPI Loss:	34														
DIV. I ONLY		10-7-2	.57895	66	6-4-0	64	15	47	.53163	53	1	1			
DIV. I NON-CONF.		7-2-1	.75	17	3-1-0	151	79	95	.48598	100	1	1			
-----															
TOTALS		RPI 1-25		RPI 26-50		W-L RECORDS		RPI 51-100		RPI 101-150		RPI 150+			
10-7-2		1-5-0		2-0-1		OVERALL		0-1-0		5-1-1		2-0-0			
9-4-1		1-2-0		2-0-1		HOME		0-1-0		4-1-0		2-0-0			
1-3-1		0-3-0		0-0-0		AWAY		0-0-0		1-0-1		0-0-0			
0-0-0		0-0-0		0-0-0		NEUTRAL		0-0-0		0-0-0		0-0-0			
7-2-1		1-0-0		1-0-0		NON-CONFERENCE		0-1-0		3-1-1		2-0-0			
7-2-0		1-0-0		1-0-0		HOME		0-1-0		3-1-0		2-0-0			
0-0-1		0-0-0		0-0-		AWAY		0-0-0		0-0-1		0-0-0			
0-0-0		0-0-0		0-0-0		NEUTRAL		0-0-0		0-0-0		0-0-0			
3-5-1		0-5-0		1-0-1		CONFERENCE		0-0-0		2-0-0		0-0-0			
2-2-1		0-2-0		1-0-1		HOME		0-0-0		1-0-0		0-0-0			
1-3-0		0-3-0		0-0-0		AWAY		0-0-0		1-0-0		0-0-0			
0-0-0		0-0-0		0-0-0		NEUTRAL		0-0-0		0-0-0		0-0-0			
RPI	S	Opponent	Score	RPI	S	Opponent	Score	RPI	S	Opponent	Score	RPI	S	Opponent	Score
3	A	Clemson	1 2	26	H	Virginia	2 2	63	H	UNCW	0 3	110	H	Virginia Tech	2 1
5	H	Syracuse	1 3	32	H	Hofstra	3 2					120	H	DePaul	1 0
6	A	North Carolina	1 2	33	H	North Carolina St.	6 2					124	A	Pittsburgh	1 0
11	A	Notre Dame	2 3									125	H	Holy Cross	0 1
23	H	Elon	2 1									133	H	Iona	2 1
24	H	Louisville	1 2									135	H	St. Mary's (CA)	3 2
												136	A	Davidson	2 2
												180	H	Loyola Maryland	5 1
												195	H	Jacksonville	1 0
-----															
LAST 10 GAMES															
				24	H	Louisville	1 2	33	H	North Carolina St.	6 2				
				110	H	Virginia Tech	2 1	125	H	Holy Cross	0 1				
				195	H	Jacksonville	1 0	11	A	Notre Dame	2 3				
				124	A	Pittsburgh	1 0	32	H	Hofstra	3 2				
				23	H	Elon	2 1	5	H	Syracuse	1 3				

Non-Div. I Games:

Duke

Average RPI Win:	96	WON-LOST	WINNING	LAST 10	STRENGTH OF	OPP. STRENGTH	TEAM	ADJ	CONF.	ADJ CONF.			
Average RPI Loss:	29	RECORD	PCT. RANK	GAMES	SCHEDULE	OF SCHEDULE	RPI	RPI	RPI	RPI			
DIV. I ONLY		8-6-4	.55556	78	3-4-3	47	38	54	.53055	54	5	5	
DIV. I NON-CONF.		6-1-2	.77778	14	1-0-1	40	52	43	.54144	43	4	5	
<hr/>													
TOTALS	RPI 1-25	RPI 26-50		W-L RECORDS		RPI 51-100		RPI 101-150		RPI 150+			
8-6-4	1-2-1	1-4-0		OVERALL		2-0-3		2-0-0		2-0-0			
6-2-2	1-1-0	1-1-0		HOME		0-0-2		2-0-0		2-0-0			
2-3-2	0-1-1	0-2-0		AWAY		2-0-1		0-0-0		0-0-0			
0-1-0	0-0-0	0-1-0		NEUTRAL		0-0-0		0-0-0		0-0-0			
<hr/>													
6-1-2	1-1-0	1-0-0		NON-CONFERENCE		2-0-2		1-0-0		1-0-0			
4-0-2	1-0-0	1-0-0		HOME		0-0-2		1-0-0		1-0-0			
2-1-0	0-1-0	0-0-		AWAY		2-0-0		0-0-0		0-0-0			
0-0-0	0-0-0	0-0-0		NEUTRAL		0-0-0		0-0-0		0-0-0			
<hr/>													
2-5-2	0-1-1	0-4-0		CONFERENCE		0-0-1		1-0-0		1-0-0			
2-2-0	0-1-0	0-1-0		HOME		0-0-0		1-0-0		1-0-0			
0-2-2	0-0-1	0-2-0		AWAY		0-0-1		0-0-0		0-0-0			
0-1-0	0-0-0	0-1-0		NEUTRAL		0-0-0		0-0-0		0-0-0			
<hr/>													
RPI S	Opponent	Score		RPI S	Opponent	Score		RPI S	Opponent	Score			
15 A	UCLA	0	1	27 A	South Carolina	1	2	60 H	San Diego	2	2		
16 H	UC Santa Barbara	2	1	27 N	South Carolina	0	1	67 A	CSUN	1	0		
22 A	FIU	0	0	36 H	Kentucky	0	1	85 A	Loyola Marymount	2	1		
25 H	Charlotte	0	2	41 H	American	2	1	96 A	Marshall	1	1		
				45 A	Old Dominion	0	2	97 H	Valparaiso	1	1		
<hr/>													
LAST 10 GAMES													
27 N South Carolina						0	1	126 H UAB				3	2
183 H Fla. Atlantic						3	0	97 H Valparaiso				1	1
22 A FIU						0	0	45 A Old Dominion				0	2
25 H Charlotte						0	2	36 H Kentucky				0	1
96 A Marshall						1	1	151 H San Francisco				3	0

Non-Div. I Games:

New Mexico



Average RPI Win: 139		WON-LOST	WINNING	LAST 10	STRENGTH OF		OPP. STRENGTH	TEAM	ADJ	CONF.	ADJ CONF.
Average RPI Loss: 52		RECORD	PCT. RANK	GAMES	SCHEDULE		OF SCHEDULE	RPI	RPI	RPI	RPI
DIV. I ONLY		13-5-3	.69048	18	5-2-3		148	111	57	.52797	56
DIV. I NON-CONF.		7-4-1	.625	51	2-1-1		106	105	53	.53466	51
TOTALS		RPI 1-25	RPI 26-50		W-L RECORDS		RPI 51-100		RPI 101-150		RPI 150+
13-5-3	0-2-0	2-2-0		OVERALL		0-0-1		5-0-2		6-1-0	
4-1-2	0-0-0	0-1-0		HOME		0-0-0		3-0-2		1-0-0	
5-4-1	0-2-0	2-1-0		AWAY		0-0-1		0-0-0		3-1-0	
4-0-0	0-0-0	0-0-0		NEUTRAL		0-0-0		2-0-0		2-0-0	
7-4-1	0-2-0	1-1-0		NON-CONFERENCE		0-0-0		3-0-1		3-1-0	
3-0-1	0-0-0	0-0-0		HOME		0-0-0		2-0-1		1-0-0	
2-4-0	0-2-0	1-0-		AWAY		0-0-0		0-0-0		1-1-0	
2-0-0	0-0-0	0-0-0		NEUTRAL		0-0-0		1-0-0		1-0-0	
6-1-2	0-0-0	1-1-0		CONFERENCE		0-0-1		2-0-1		3-0-0	
1-1-1	0-0-0	0-1-0		HOME		0-0-0		1-0-1		0-0-0	
3-0-1	0-0-0	1-0-0		AWAY		0-0-1		0-0-0		2-0-0	
2-0-0	0-0-0	0-0-0		NEUTRAL		0-0-0		1-0-0		1-0-0	
RPI S	Opponent	Score		RPI S	Opponent	Score		RPI S	Opponent	Score	
8 A	Creighton	1	5	36 A	Kentucky	2	1	70 A	Loyola Chicago	1	1
8 A	Creighton	1	2	38 A	SIUE	1	0	101 H	Missouri St.	2	1
				38 H	SIUE	2	3	120 H	DePaul	3	2
				43 A	Butler	0	4	121 H	Bradley	1	1
								121 N	Bradley	1	0
								123 N	Air Force	2	1
								134 H	Omaha	1	1
								137 H	UMKC	4	0
								160 A	Western Ill.	1	0
								165 A	Green Bay	0	1
								184 A	Evansville	3	1
								191 N	Belmont	1	0
								197 A	Central Ark.	1	0
								197 N	Central Ark.	2	0
								198 H	Pacific	2	1
LAST 10 GAMES											
8 A	Creighton	1	5	121 H	Bradley	1	1				
36 A	Kentucky	2	1	70 A	Loyola Chicago	1	1				
38 A	SIUE	1	0	38 H	SIUE	2	3				
121 N	Bradley	1	0	134 H	Omaha	1	1				
197 N	Central Ark.	2	0	160 A	Western Ill.	1	0				

Non-Div. I Games:

Drake



Average RPI Win: 133		WON-LOST	WINNING	LAST 10	STRENGTH OF	OPP. STRENGTH	TEAM	ADJ	CONF.	ADJ CONF.							
Average RPI Loss: 55		RECORD	PCT. RANK	GAMES	SCHEDULE	OF SCHEDULE	RPI	RPI	RPI	RPI							
DIV. I ONLY		7-4-3	.60714	56	6-2-2	42	105	46	.52675	57	21	21					
DIV. I NON-CONF.		3-3-2	.5	98	2-1-1	13	14	23	.58456	25	21	21					
<hr/>																	
TOTALS		RPI 1-25		RPI 26-50		W-L RECORDS		RPI 51-100		RPI 101-150		RPI 150+					
7-4-3		0-3-1		0-0-0		OVERALL		3-0-1		0-0-0		4-1-1					
3-2-1		0-1-1		0-0-0		HOME		1-0-0		0-0-0		2-1-0					
4-2-2		0-2-0		0-0-0		AWAY		2-0-1		0-0-0		2-0-1					
0-0-0		0-0-0		0-0-0		NEUTRAL		0-0-0		0-0-0		0-0-0					
3-3-2		0-3-1		0-0-0		NON-CONFERENCE		3-0-0		0-0-0		0-0-1					
1-1-1		0-1-1		0-0-0		HOME		1-0-0		0-0-0		0-0-0					
2-2-1		0-2-0		0-0-		AWAY		2-0-0		0-0-0		0-0-1					
0-0-0		0-0-0		0-0-0		NEUTRAL		0-0-0		0-0-0		0-0-0					
4-1-1		0-0-0		0-0-0		CONFERENCE		0-0-1		0-0-0		4-1-0					
2-1-0		0-0-0		0-0-0		HOME		0-0-0		0-0-0		2-1-0					
2-0-1		0-0-0		0-0-0		AWAY		0-0-1		0-0-0		2-0-0					
0-0-0		0-0-0		0-0-0		NEUTRAL		0-0-0		0-0-0		0-0-0					
RPI	S	Opponent		Score		RPI	S	Opponent		Score		RPI	S	Opponent		Score	
1	A	Wake Forest		0	1							174	H	Lipscomb		4	0
7	H	Georgetown		0	0							177	A	USC Upstate		4	0
18	A	South Fla.		1	2							177	H	USC Upstate		3	4
22	H	FIU		1	2							179	A	Stetson		2	0
												183	A	Fla. Atlantic		0	0
												195	H	Jacksonville		4	0
<hr/>																	
LAST 10 GAMES																	
177 H USC Upstate						3	4	183 A Fla. Atlantic						0	0		
63 A UNCW						1	0	75 A North Florida						1	1		
177 A USC Upstate						4	0	179 A Stetson						2	0		
22 H FIU						1	2	195 H Jacksonville						4	0		
174 H Lipscomb						4	0	58 A Brown						2	1		

Non-Div. I Games:

FGCU

Average RPI Win:		108	WON-LOST RECORD		WINNING PCT. RANK		LAST 10 GAMES		STRENGTH OF SCHEDULE		OPP. STRENGTH OF SCHEDULE		TEAM RPI		ADJ RPI		CONF. RPI		ADJ CONF. RPI				
DIV. I ONLY		10-5-2		.64706		36		6-2-2		100		53		49		.52565		58		12		12	
DIV. I NON-CONF.		6-4-0		.6		59		2-1-0		76		24		38		.54612		39		11		11	
TOTALS		RPI 1-25		RPI 26-50		W-L RECORDS		RPI 51-100		RPI 101-150		RPI 150+											
10-5-2		1-2-0		1-1-0		OVERALL		3-1-1		1-0-0		4-1-1											
6-2-1		1-1-0		1-0-0		HOME		1-1-1		1-0-0		2-0-0											
4-3-1		0-1-0		0-1-0		AWAY		2-0-0		0-0-0		2-1-1											
0-0-0		0-0-0		0-0-0		NEUTRAL		0-0-0		0-0-0		0-0-0											
6-4-0		0-2-0		1-0-0		NON-CONFERENCE		2-1-0		1-0-0		2-1-0											
4-2-0		0-1-0		1-0-0		HOME		1-1-0		1-0-0		1-0-0											
2-2-0		0-1-0		0-0-		AWAY		1-0-0		0-0-0		1-1-0											
0-0-0		0-0-0		0-0-0		NEUTRAL		0-0-0		0-0-0		0-0-0											
4-1-2		1-0-0		0-1-0		CONFERENCE		1-0-1		0-0-0		2-0-1											
2-0-1		1-0-0		0-0-0		HOME		0-0-1		0-0-0		1-0-0											
2-1-1		0-0-0		0-1-0		AWAY		1-0-0		0-0-0		1-0-1											
0-0-0		0-0-0		0-0-0		NEUTRAL		0-0-0		0-0-0		0-0-0											
RPI	S	Opponent		Score		RPI	S	Opponent		Score		RPI	S	Opponent		Score							
3	A	Clemson		1	3	31	H	Boston U.		2	0	57	H	FGCU		1	2						
13	H	Boston College		0	1	40	A	Harvard		0	1	59	A	Providence		2	1						
20	H	Dartmouth		1	0							71	H	UMass Lowell		1	0						
												77	A	Columbia		2	1						
												84	H	Princeton		1	1						
														176 H Penn		2	1						
														196 A Quinnipiac		2	0						
														201 A Yale		1	1						
LAST 10 GAMES																							
		20	H	Dartmouth	1	0			40	A	Harvard	0	1										
		201	A	Yale	1	1			31	H	Boston U.	2	0										
		176	H	Penn	2	1			84	H	Princeton	1	1										
		71	H	UMass Lowell	1	0			13	H	Boston College	0	1										
		167	A	Cornell	1	0			77	A	Columbia	2	1										

Non-Div. I Games:

Brown

Average RPI Win:	129	WON-LOST RECORD	WINNING PCT. RANK	LAST 10 GAMES	STRENGTH OF SCHEDULE	OPP. STRENGTH OF SCHEDULE	TEAM RPI	ADJ RPI	CONF. RPI	ADJ CONF. RPI			
DIV. I ONLY		8-7-3	.52778	92	4-4-2	45	68	62	.52147	59	6	6	
DIV. I NON-CONF.		4-2-1	.64286	48	0-0-0	73	162	77	.50524	78	7	7	
<hr/>													
TOTALS	RPI 1-25	RPI 26-50		W-L RECORDS		RPI 51-100		RPI 101-150		RPI 150+			
8-7-3	0-3-0	1-1-1		OVERALL		1-3-0		3-0-2		3-0-0			
4-4-1	0-1-0	0-1-0		HOME		1-2-0		1-0-1		2-0-0			
4-3-2	0-2-0	1-0-1		AWAY		0-1-0		2-0-1		1-0-0			
0-0-0	0-0-0	0-0-0		NEUTRAL		0-0-0		0-0-0		0-0-0			
4-2-1	0-0-0	0-0-0		NON-CONFERENCE		1-2-0		1-0-1		2-0-0			
2-2-0	0-0-0	0-0-0		HOME		1-2-0		0-0-0		1-0-0			
2-0-1	0-0-0	0-0-		AWAY		0-0-0		1-0-1		1-0-0			
0-0-0	0-0-0	0-0-0		NEUTRAL		0-0-0		0-0-0		0-0-0			
4-5-2	0-3-0	1-1-1		CONFERENCE		0-1-0		2-0-1		1-0-0			
2-2-1	0-1-0	0-1-0		HOME		0-0-0		1-0-1		1-0-0			
2-3-1	0-2-0	1-0-1		AWAY		0-1-0		1-0-0		0-0-0			
0-0-0	0-0-0	0-0-0		NEUTRAL		0-0-0		0-0-0		0-0-0			
RPI	S	Opponent	Score	RPI	S	Opponent	Score	RPI	S	Opponent	Score		
7	A	Georgetown	0 1	43	A	Butler	2 2	58	H	Brown	1 2		
8	A	Creighton	1 2	43	H	Butler	0 2	61	A	Villanova	1 2		
8	H	Creighton	1 3	49	A	Xavier	3 0	76	H	Monmouth	2 0		
								77	H	Columbia	1 2		
										119	A	Rhode Island	1 0
										120	H	DePaul	0 0
										125	A	Holy Cross	1 1
										138	A	Marquette	4 3
										143	H	St. John's (NY)	4 0
										153	A	Northeastern	2 1
										170	H	Bryant	2 1
										186	H	Seton Hall	4 0
<hr/>													
LAST 10 GAMES													
		8	A	Creighton	1	2		120	H	DePaul	0	0	
		43	A	Butler	2	2		186	H	Seton Hall	4	0	
		143	H	St. John's (NY)	4	0		61	A	Villanova	1	2	
		8	H	Creighton	1	3		49	A	Xavier	3	0	
		138	A	Marquette	4	3		43	H	Butler	0	2	

Non-Div. I Games:

Providence

Average RPI Win:		123	WON-LOST RECORD		WINNING PCT. RANK		LAST 10 GAMES		STRENGTH OF SCHEDULE		OPP. STRENGTH OF SCHEDULE		TEAM RPI		ADJ RPI		CONF. RPI		ADJ CONF. RPI					
DIV. I ONLY			10-5-3		.63889		40		6-3-1		122		85		60		.52031		60		17		16	
DIV. I NON-CONF.			5-4-2		.54545		92		1-2-0		55		62		36		.55421		36		9		9	
TOTALS		RPI 1-25		RPI 26-50		W-L RECORDS		RPI 51-100		RPI 101-150		RPI 150+												
10-5-3		0-2-0		2-2-0		OVERALL		1-1-1		4-0-1		3-0-1												
6-2-2		0-0-0		1-1-0		HOME		1-1-0		3-0-1		1-0-1												
4-2-1		0-1-0		1-1-0		AWAY		0-0-1		1-0-0		2-0-0												
0-1-0		0-1-0		0-0-0		NEUTRAL		0-0-0		0-0-0		0-0-0												
5-4-2		0-2-0		2-1-0		NON-CONFERENCE		0-1-1		2-0-1		1-0-0												
3-2-1		0-0-0		1-1-0		HOME		0-1-0		2-0-1		0-0-0												
2-1-1		0-1-0		1-0-		AWAY		0-0-1		0-0-0		1-0-0												
0-1-0		0-1-0		0-0-0		NEUTRAL		0-0-0		0-0-0		0-0-0												
5-1-1		0-0-0		0-1-0		CONFERENCE		1-0-0		2-0-0		2-0-1												
3-0-1		0-0-0		0-0-0		HOME		1-0-0		1-0-0		1-0-1												
2-1-0		0-0-0		0-1-0		AWAY		0-0-0		1-0-0		1-0-0												
0-0-0		0-0-0		0-0-0		NEUTRAL		0-0-0		0-0-0		0-0-0												
RPI	S	Opponent		Score		RPI	S	Opponent		Score		RPI	S	Opponent		Score								
16	A	UC Santa Barbara		0	4	38	H	SIUE		0	2	54	A	New Mexico		2	2							
19	N	Denver		1	2	39	H	California		3	0	67	H	CSUN		0	1							
						42	A	Cal St. Fullerton		3	1	85	H	Loyola Marymount		3	1							
						46	A	Santa Clara		0	3													

Non-Div. I Games:

San Diego

Average RPI Win:		125	WON-LOST RECORD		WINNING PCT. RANK		LAST 10 GAMES		STRENGTH OF SCHEDULE		OPP. STRENGTH OF SCHEDULE		TEAM RPI		ADJ RPI		CONF. RPI		ADJ CONF. RPI					
DIV. I ONLY			9-8-0		.52941		90		5-5-0		77		55		68		.51901		61		6		6	
DIV. I NON-CONF.			5-3-0		.625		51		1-1-0		72		114		69		.52129		64		7		7	
TOTALS		RPI 1-25		RPI 26-50				W-L RECORDS				RPI 51-100				RPI 101-150				RPI 150+				
9-8-0		0-3-0		1-2-0				OVERALL				2-2-0				3-1-0				3-0-0				
5-3-0		0-1-0		0-1-0				HOME				2-1-0				2-0-0				1-0-0				
4-5-0		0-2-0		1-1-0				AWAY				0-1-0				1-1-0				2-0-0				
0-0-0		0-0-0		0-0-0				NEUTRAL				0-0-0				0-0-0				0-0-0				
5-3-0		0-1-0		1-0-0				NON-CONFERENCE				1-2-0				1-0-0				2-0-0				
3-1-0		0-0-0		0-0-0				HOME				1-1-0				1-0-0				1-0-0				
2-2-0		0-1-0		1-0-				AWAY				0-1-0				0-0-0				1-0-0				
0-0-0		0-0-0		0-0-0				NEUTRAL				0-0-0				0-0-0				0-0-0				
4-5-0		0-2-0		0-2-0				CONFERENCE				1-0-0				2-1-0				1-0-0				
2-2-0		0-1-0		0-1-0				HOME				1-0-0				1-0-0				0-0-0				
2-3-0		0-1-0		0-1-0				AWAY				0-0-0				1-1-0				1-0-0				
0-0-0		0-0-0		0-0-0				NEUTRAL				0-0-0				0-0-0				0-0-0				
RPI	S	Opponent		Score		RPI	S	Opponent		Score		RPI	S	Opponent		Score		RPI	S	Opponent		Score		
7	H	Georgetown		1	2	43	A	Butler		0	3	59	H	Providence		2	1	111	H	Stony Brook		2	1	
8	A	Creighton		1	5	48	A	Albany (NY)		3	0	76	A	Monmouth		1	3	120	A	DePaul		2	3	
10	A	Maryland		0	2	49	H	Xavier		1	2	79	H	Delaware		2	1	138	H	Marquette		2	1	
												83	H	Temple		1	2	143	A	St. John's (NY)		2	0	
																		168	A	La Salle		2	0	
																		186	A	Seton Hall		3	2	
																		189	H	Drexel		4	3	
LAST 10 GAMES																								
						186	A	Seton Hall		3	2	59	H	Providence		2	1							
						7	H	Georgetown		1	2	120	A	DePaul		2	3							
						143	A	St. John's (NY)		2	0	10	A	Maryland		0	2							
						8	A	Creighton		1	5	138	H	Marquette		2	1							
						49	H	Xavier		1	2	168	A	La Salle		2	0							

Non-Div. I Games:

Villanova

Average RPI Win: 114		WON-LOST	WINNING	LAST 10	STRENGTH OF		OPP. STRENGTH	TEAM	ADJ		CONF.	ADJ CONF.			
Average RPI Loss: 70		RECORD	PCT. RANK	GAMES	SCHEDULE		OF SCHEDULE	RPI	RPI		RPI	RPI			
DIV. I ONLY		10-7-2	.57895	66	6-3-1		81	78	59		.51864	62			
DIV. I NON-CONF.		3-4-2	.44444	131	0-1-1		96	48	70		.51514	70			
TOTALS		RPI 1-25	RPI 26-50		W-L RECORDS		RPI 51-100		RPI 101-150		RPI 150+				
10-7-2		1-1-0	1-4-0		OVERALL		1-0-2		5-0-0		2-2-0				
6-5-0		0-1-0	1-3-0		HOME		0-0-0		3-0-0		2-1-0				
4-2-2		1-0-0	0-1-0		AWAY		1-0-2		2-0-0		0-1-0				
0-0-0		0-0-0	0-0-0		NEUTRAL		0-0-0		0-0-0		0-0-0				
3-4-2		1-1-0	0-1-0		NON-CONFERENCE		0-0-2		2-0-0		0-2-0				
2-3-0		0-1-0	0-1-0		HOME		0-0-0		2-0-0		0-1-0				
1-1-2		1-0-0	0-0-		AWAY		0-0-2		0-0-0		0-1-0				
0-0-0		0-0-0	0-0-0		NEUTRAL		0-0-0		0-0-0		0-0-0				
7-3-0		0-0-0	1-3-0		CONFERENCE		1-0-0		3-0-0		2-0-0				
4-2-0		0-0-0	1-2-0		HOME		0-0-0		1-0-0		2-0-0				
3-1-0		0-0-0	0-1-0		AWAY		1-0-0		2-0-0		0-0-0				
0-0-0		0-0-0	0-0-0		NEUTRAL		0-0-0		0-0-0		0-0-0				
RPI S	Opponent	Score		RPI S	Opponent	Score		RPI S	Opponent	Score		RPI S	Opponent	Score	
5 H	Syracuse	0	2	29 H	Rutgers	1	2	55 A	Northwestern	1	1	123 H	Air Force	3	2
20 A	Dartmouth	1	0	31 H	Boston U.	0	1	89 A	Hartwick	3	3	125 H	Holy Cross	2	0
				41 H	American	2	1	99 A	Navy	1	0	129 A	Bucknell	2	0
				50 A	Lehigh	0	1					131 A	Army West Point	2	1
				50 H	Lehigh	0	2					132 H	UC Riverside	2	1
												157 H	Duquesne	0	1
												161 H	Lafayette	3	0
												167 A	Cornell	0	1
												180 H	Loyola Maryland	1	0
				LAST 10 GAMES											
				50 H	Lehigh	0	2	89 A	Hartwick	3	3				
				161 H	Lafayette	3	0	125 H	Holy Cross	2	0				
				180 H	Loyola Maryland	1	0	167 A	Cornell	0	1				
				131 A	Army West Point	2	1	129 A	Bucknell	2	0				
				99 A	Navy	1	0	31 H	Boston U.	0	1				

Non-Div. I Games:

Colgate

UNCW

Average RPI Win: 100		WON-LOST RECORD		WINNING PCT. RANK		LAST 10 GAMES		STRENGTH OF SCHEDULE		OPP. STRENGTH OF SCHEDULE		TEAM RPI		ADJ RPI		CONF. RPI		ADJ CONF. RPI	
DIV. I ONLY		8-8-3		.5 101		2-7-1		39		69		66		.51846 63		11		11	
DIV. I NON-CONF.		5-4-1		.55 85		0-4-0		16		46		34		.55765 33		8		8	
TOTALS		RPI 1-25		RPI 26-50		W-L RECORDS		RPI 51-100		RPI 101-150		RPI 150+							
8-8-3		0-3-0		1-2-0		OVERALL		3-2-1		2-1-1		2-0-1							
5-4-1		0-1-0		1-1-0		HOME		1-1-0		1-1-1		2-0-0							
3-4-2		0-2-0		0-1-0		AWAY		2-1-1		1-0-0		0-0-1							
0-0-0		0-0-0		0-0-0		NEUTRAL		0-0-0		0-0-0		0-0-0							
5-4-1		0-2-0		1-1-0		NON-CONFERENCE		3-1-0		1-0-1		0-0-0							
3-2-1		0-0-0		1-1-0		HOME		1-1-0		1-0-1		0-0-0							
2-2-0		0-2-0		0-0-		AWAY		2-0-0		0-0-0		0-0-0							
0-0-0		0-0-0		0-0-0		NEUTRAL		0-0-0		0-0-0		0-0-0							
3-4-2		0-1-0		0-1-0		CONFERENCE		0-1-1		1-1-0		2-0-1							
2-2-0		0-1-0		0-0-0		HOME		0-0-0		0-1-0		2-0-0							
1-2-2		0-0-0		0-1-0		AWAY		0-1-1		1-0-0		0-0-1							
0-0-0		0-0-0		0-0-0		NEUTRAL		0-0-0		0-0-0		0-0-0							
RPI S	Opponent		Score		RPI S	Opponent		Score		RPI S	Opponent		Score		RPI S	Opponent		Score	
6 A	North Carolina		0	3	27 H	South Carolina		5	0	53 A	Duke		3	0	103 A	William & Mary		2	1
23 H	Elon		1	2	32 A	Hofstra		1	2	57 H	FGCU		0	1	114 H	Col. of Charleston		0	1
25 A	Charlotte		1	3	45 H	Old Dominion		0	1	75 H	North Florida		5	1	115 H	High Point		0	0
										79 A	Delaware		1	3	117 H	Campbell		6	2
										79 A	Delaware		1	1	153 H	Northeastern		1	0
										86 A	UNCG		2	1	175 A	James Madison		0	0
															189 H	Drexel		3	1
					LAST 10 GAMES														
					79 A	Delaware		1	3	45 H	Old Dominion		0	1					
					25 A	Charlotte		1	3	103 A	William & Mary		2	1					
					57 H	FGCU		0	1	23 H	Elon		1	2					
					114 H	Col. of Charleston		0	1	189 H	Drexel		3	1					
					79 A	Delaware		1	1	6 A	North Carolina		0	3					

Non-Div. I Games:

UNCW

Average RPI Win: 103		WON-LOST RECORD		WINNING PCT. RANK		LAST 10 GAMES		STRENGTH OF SCHEDULE		OPP. STRENGTH OF SCHEDULE		TEAM RPI		ADJ RPI		CONF. RPI		ADJ CONF. RPI	
DIV. I ONLY		8-9-2		.47368 116		3-6-1		49		19		70		.51809 64		3		3	
DIV. I NON-CONF.		6-4-0		.6 59		2-1-0		66		25		72		.51127 74		2		2	
TOTALS		RPI 1-25		RPI 26-50		W-L RECORDS		RPI 51-100		RPI 101-150		RPI 150+							
8-9-2		0-5-1		1-1-0		OVERALL		4-3-0		1-0-1		2-0-0							
5-4-1		0-4-1		0-0-0		HOME		3-0-0		1-0-0		1-0-0							
3-4-1		0-1-0		1-1-0		AWAY		1-2-0		0-0-1		1-0-0							
0-1-0		0-0-0		0-0-0		NEUTRAL		0-1-0		0-0-0		0-0-0							
6-4-0		0-3-0		0-0-0		NON-CONFERENCE		3-1-0		1-0-0		2-0-0							
4-2-0		0-2-0		0-0-0		HOME		2-0-0		1-0-0		1-0-0							
2-2-0		0-1-0		0-0-		AWAY		1-1-0		0-0-0		1-0-0							
0-0-0		0-0-0		0-0-0		NEUTRAL		0-0-0		0-0-0		0-0-0							
2-5-2		0-2-1		1-1-0		CONFERENCE		1-2-0		0-0-1		0-0-0							
1-2-1		0-2-1		0-0-0		HOME		1-0-0		0-0-0		0-0-0							
1-2-1		0-0-0		1-1-0		AWAY		0-1-0		0-0-1		0-0-0							
0-1-0		0-0-0		0-0-0		NEUTRAL		0-1-0		0-0-0		0-0-0							
RPI S	Opponent	Score		RPI S	Opponent	Score		RPI S	Opponent	Score		RPI S	Opponent	Score					
4 A	Akron	1	4	29 A	Rutgers	3	1	55 A	Northwestern	0	1	106 H	West Virginia	1	0				
8 H	Creighton	0	1	44 A	Michigan	0	1	65 H	Oakland	2	0	128 A	Wisconsin	0	0				
10 H	Maryland	0	0					68 H	Western Mich.	2	1	172 A	Portland	1	0				
11 H	Notre Dame	0	4					69 A	Oregon St.	0	1	205 H	Niagara	4	0				
14 H	Ohio St.	1	2					78 H	Penn St.	2	1								
17 H	Indiana	1	4					78 N	Penn St.	1	2								
								98 A	Bowling Green	1	0								
LAST 10 GAMES																			
78 N	Penn St.	1	2	4 A	Akron	1	4												
17 H	Indiana	1	4	78 H	Penn St.	2	1												
44 A	Michigan	0	1	68 H	Western Mich.	2	1												
65 H	Oakland	2	0	128 A	Wisconsin	0	0												
55 A	Northwestern	0	1	14 H	Ohio St.	1	2												

Non-Div. I Games:

Michigan St.



Average RPI Win:	120	WON-LOST	WINNING	LAST 10	STRENGTH OF	OPP. STRENGTH	TEAM	ADJ	CONF.	ADJ CONF.	
Average RPI Loss:	85	RECORD	PCT. RANK	GAMES	SCHEDULE	OF SCHEDULE	RPI	RPI	RPI	RPI	
DIV. I ONLY	10-8-2	.55	84	6-3-1	53	146	63	.51648	65	16	17
DIV. I NON-CONF.	3-5-1	.38889	147	0-1-1	44	88	48	.53786	49	20	20
<hr/>											
TOTALS	RPI 1-25	RPI 26-50		W-L RECORDS	RPI 51-100		RPI 101-150		RPI 150+		
10-8-2	0-0-0	0-2-0		OVERALL	5-4-1		1-1-1		4-1-0		
3-5-0	0-0-0	0-2-0		HOME	1-1-0		0-1-0		2-1-0		
5-3-2	0-0-0	0-0-0		AWAY	3-3-1		0-0-1		2-0-0		
2-0-0	0-0-0	0-0-0		NEUTRAL	1-0-0		1-0-0		0-0-0		
<hr/>											
3-5-1	0-0-0	0-2-0		NON-CONFERENCE	2-3-1		0-0-0		1-0-0		
1-3-0	0-0-0	0-2-0		HOME	0-1-0		0-0-0		1-0-0		
2-2-1	0-0-0	0-0-		AWAY	2-2-1		0-0-0		0-0-0		
0-0-0	0-0-0	0-0-0		NEUTRAL	0-0-0		0-0-0		0-0-0		
<hr/>											
7-3-1	0-0-0	0-0-0		CONFERENCE	3-1-0		1-1-1		3-1-0		
2-2-0	0-0-0	0-0-0		HOME	1-0-0		0-1-0		1-1-0		
3-1-1	0-0-0	0-0-0		AWAY	1-1-0		0-0-1		2-0-0		
2-0-0	0-0-0	0-0-0		NEUTRAL	1-0-0		1-0-0		0-0-0		
<hr/>											
RPI S	Opponent	Score	RPI S	Opponent	Score	RPI S	Opponent	Score	RPI S	Opponent	Score
			38 H	SIUE	0 1	51 A	Dayton	2 2	102 H	Cleveland St.	3 4
			44 H	Michigan	1 4	51 A	Dayton	2 0	102 N	Cleveland St.	1 0
						64 A	Michigan St.	0 2	148 A	Northern Ky.	1 1
						72 A	Ill.-Chicago	0 1	154 H	Detroit	2 0
						88 A	Wright St.	2 0	160 H	Western Ill.	3 0
						88 N	Wright St.	1 0	165 A	Green Bay	1 0
						93 H	Cincinnati	0 3	171 H	Milwaukee	0 1
						94 A	UMBC	1 2	191 A	Belmont	2 0
						97 H	Valparaiso	2 1			
						99 A	Navy	3 2			
<hr/>											
LAST 10 GAMES											
			51 A	Dayton	2 2	64 A	Michigan St.	0 2			
			88 N	Wright St.	1 0	72 A	Ill.-Chicago	0 1			
			102 N	Cleveland St.	1 0	154 H	Detroit	2 0			
			88 A	Wright St.	2 0	165 A	Green Bay	1 0			
			97 H	Valparaiso	2 1	102 H	Cleveland St.	3 4			

Non-Div. I Games:

Oakland

Average RPI Win:		106	WON-LOST RECORD		WINNING PCT. RANK		LAST 10 GAMES		STRENGTH OF SCHEDULE		OPP. STRENGTH OF SCHEDULE		TEAM RPI		ADJ RPI		CONF. RPI		ADJ CONF. RPI	
Average RPI Loss:		81																		
DIV. I ONLY			10-8-2		.55 84		5-4-1		84		82		74		.51644 66		8		8	
DIV. I NON-CONF.			5-4-1		.55 85		0-0-0		130		112		97		.48656 98		10		10	
TOTALS		RPI 1-25		RPI 26-50		W-L RECORDS		RPI 51-100		RPI 101-150		RPI 150+								
10-8-2		1-1-0		1-1-0		OVERALL		3-4-1		2-1-0		3-1-1								
4-3-0		0-0-0		0-1-0		HOME		1-2-0		1-0-0		2-0-0								
6-4-2		1-1-0		1-0-0		AWAY		2-1-1		1-1-0		1-1-1								
0-1-0		0-0-0		0-0-0		NEUTRAL		0-1-0		0-0-0		0-0-0								
5-4-1		1-1-0		0-0-0		NON-CONFERENCE		0-2-0		1-0-0		3-1-1								
3-1-0		0-0-0		0-0-0		HOME		0-1-0		1-0-0		2-0-0								
2-2-1		1-1-0		0-0-		AWAY		0-0-0		0-0-0		1-1-1								
0-1-0		0-0-0		0-0-0		NEUTRAL		0-1-0		0-0-0		0-0-0								
5-4-1		0-0-0		1-1-0		CONFERENCE		3-2-1		1-1-0		0-0-0								
1-2-0		0-0-0		0-1-0		HOME		1-1-0		0-0-0		0-0-0								
4-2-1		0-0-0		1-0-0		AWAY		2-1-1		1-1-0		0-0-0								
0-0-0		0-0-0		0-0-0		NEUTRAL		0-0-0		0-0-0		0-0-0								
RPI S	Opponent		Score		RPI S	Opponent		Score		RPI S	Opponent		Score		RPI S	Opponent		Score		
5 A	Syracuse		1	3	48 A	Albany (NY)		1	0	52 A	New Hampshire		2	1	111 A	Stony Brook		1	2	
14 A	Ohio St.		1	0	48 H	Albany (NY)		1	3	71 H	UMass Lowell		0	1	111 A	Stony Brook		3	2	
										74 A	Vermont		2	1	150 H	Siena		2	1	
										74 A	Vermont		0	1	164 A	Marist		0	1	
										84 H	Princeton		1	3	167 A	Cornell		1	0	
										88 N	Wright St.		0	2	169 H	Saint Peter's		3	2	
										94 H	UMBC		2	1	185 H	Manhattan		1	0	
										95 A	Hartford		0	0	203 A	St. Bonaventure		0	0	
LAST 10 GAMES																				
					74 A	Vermont		0	1	94 H	UMBC		2	1						
					48 A	Albany (NY)		1	0	95 A	Hartford		0	0						
					111 A	Stony Brook		3	2	52 A	New Hampshire		2	1						
					48 H	Albany (NY)		1	3	71 H	UMass Lowell		0	1						
					111 A	Stony Brook		1	2	74 A	Vermont		2	1						

Non-Div. I Games:

Binghamton

Average RPI Win: 95		WON-LOST RECORD		WINNING PCT. RANK		LAST 10 GAMES		STRENGTH OF SCHEDULE		OPP. STRENGTH OF SCHEDULE		TEAM RPI		ADJ RPI		CONF. RPI		ADJ CONF. RPI	
DIV. I ONLY		8-8-3		.5 101		4-4-2		57		73		78		.51625 67		9		9	
DIV. I NON-CONF.		4-3-1		.5625 74		0-0-0		15		106		37		.55563 34		5		4	
TOTALS		RPI 1-25		RPI 26-50		W-L RECORDS		RPI 51-100		RPI 101-150		RPI 150+							
8-8-3		0-2-0		2-2-0		OVERALL		2-1-0		4-3-3		0-0-0							
2-6-1		0-1-0		0-2-0		HOME		1-1-0		1-2-1		0-0-0							
6-2-2		0-1-0		2-0-0		AWAY		1-0-0		3-1-2		0-0-0							
0-0-0		0-0-0		0-0-0		NEUTRAL		0-0-0		0-0-0		0-0-0							
4-3-1		0-1-0		1-0-0		NON-CONFERENCE		2-1-0		1-1-1		0-0-0							
1-1-1		0-0-0		0-0-0		HOME		1-1-0		0-0-1		0-0-0							
3-2-0		0-1-0		1-0-		AWAY		1-0-0		1-1-0		0-0-0							
0-0-0		0-0-0		0-0-0		NEUTRAL		0-0-0		0-0-0		0-0-0							
4-5-2		0-1-0		1-2-0		CONFERENCE		0-0-0		3-2-2		0-0-0							
1-5-0		0-1-0		0-2-0		HOME		0-0-0		1-2-0		0-0-0							
3-0-2		0-0-0		1-0-0		AWAY		0-0-0		2-0-2		0-0-0							
0-0-0		0-0-0		0-0-0		NEUTRAL		0-0-0		0-0-0		0-0-0							
RPI S	Opponent	Score		RPI S	Opponent	Score		RPI S	Opponent	Score		RPI S	Opponent	Score					
8 A	Creighton	1	2	37 H	Cal Poly	0	1	54 H	New Mexico	0	1	105 A	UC Irvine	0	0				
16 H	UC Santa Barbara	1	2	42 A	Cal St. Fullerton	2	1	60 A	San Diego	1	0	105 H	UC Irvine	0	2				
				42 H	Cal St. Fullerton	0	1	70 H	Loyola Chicago	2	1	108 H	CSU Bakersfield	0	0				
				46 A	Santa Clara	2	0					113 A	UC Davis	1	1				
												113 H	UC Davis	1	2				
												132 A	UC Riverside	1	0				
												132 H	UC Riverside	2	1				
												134 A	Omaha	1	4				
												135 A	St. Mary's (CA)	4	1				
												139 A	Sacramento St.	2	1				
				LAST 10 GAMES															
				113 H	UC Davis	1	2	132 A	UC Riverside	1	0								
				105 A	UC Irvine	0	0	42 H	Cal St. Fullerton	0	1								
				132 H	UC Riverside	2	1	139 A	Sacramento St.	2	1								
				105 H	UC Irvine	0	2	113 A	UC Davis	1	1								
				42 A	Cal St. Fullerton	2	1	16 H	UC Santa Barbara	1	2								

Non-Div. I Games:

CSUN

Average RPI Win:	148	WON-LOST RECORD	WINNING PCT. RANK	LAST 10 GAMES	STRENGTH OF SCHEDULE	OPP. STRENGTH OF SCHEDULE	TEAM RPI	ADJ RPI	CONF. RPI	ADJ CONF. RPI	
DIV. I ONLY	11-4-4	.68421	22	5-3-2	157	114	65	.51577	68	7	7
DIV. I NON-CONF.	8-2-3	.73077	25	2-1-1	169	134	83	.49972	82	12	12
TOTALS	RPI 1-25	RPI 26-50	W-L RECORDS	RPI 51-100	RPI 101-150	RPI 150+					
11-4-4	0-0-1	0-0-1	OVERALL	2-2-1	3-1-0	6-1-1					
7-1-2	0-0-1	0-0-0	HOME	2-1-1	1-0-0	4-0-0					
4-2-2	0-0-0	0-0-1	AWAY	0-1-0	2-1-0	2-0-1					
0-1-0	0-0-0	0-0-0	NEUTRAL	0-0-0	0-0-0	0-1-0					
8-2-3	0-0-0	0-0-1	NON-CONFERENCE	1-2-1	2-0-0	5-0-1					
5-1-1	0-0-0	0-0-0	HOME	1-1-1	1-0-0	3-0-0					
3-1-2	0-0-0	0-1-	AWAY	0-1-0	1-0-0	2-0-1					
0-0-0	0-0-0	0-0-0	NEUTRAL	0-0-0	0-0-0	0-0-0					
3-2-1	0-0-1	0-0-0	CONFERENCE	1-0-0	1-1-0	1-1-0					
2-0-1	0-0-1	0-0-0	HOME	1-0-0	0-0-0	1-0-0					
1-1-0	0-0-0	0-0-0	AWAY	0-0-0	1-1-0	0-0-0					
0-1-0	0-0-0	0-0-0	NEUTRAL	0-0-0	0-0-0	0-1-0					
RPI S Opponent	Score	RPI S Opponent	Score	RPI S Opponent	Score	RPI S Opponent	Score				
4 H Akron	1 1	44 A Michigan	0 0	51 H Dayton	1 1	106 A West Virginia	0 1				
				64 A Michigan St.	1 2	121 A Bradley	1 0				
				96 H Marshall	2 0	127 A Northern Ill.	1 0				
				97 H Valparaiso	0 2	135 H St. Mary's (CA)	1 0				
				98 H Bowling Green	2 1	154 A Detroit	0 0				
						156 H Buffalo	1 0				
						156 N Buffalo	1 2				
						160 H Western Ill.	1 0				
						165 H Green Bay	3 0				
						181 A IPFW	1 0				
						187 A IUPUI	1 0				
						203 H St. Bonaventure	8 0				
LAST 10 GAMES											
156 N Buffalo	1 2	4 H Akron	1 1								
156 H Buffalo	1 0	165 H Green Bay	3 0								
121 A Bradley	1 0	98 H Bowling Green	2 1								
127 A Northern Ill.	1 0	64 A Michigan St.	1 2								
44 A Michigan	0 0	106 A West Virginia	0 1								

Non-Div. I Games:

Western Mich.

Average RPI Win: 97		WON-LOST RECORD		WINNING PCT. RANK		LAST 10 GAMES		STRENGTH OF SCHEDULE		OPP. STRENGTH OF SCHEDULE		TEAM RPI		ADJ RPI		CONF. RPI		ADJ CONF. RPI	
DIV. I ONLY		8-9-1		.47222 118		3-6-1		46		22		67		.51454 69		2		2	
DIV. I NON-CONF.		5-3-0		.625 51		0-0-0		149		81		124		.46227 126		3		3	
TOTALS		RPI 1-25		RPI 26-50		W-L RECORDS		RPI 51-100		RPI 101-150		RPI 150+							
8-9-1		1-4-0		0-3-1		OVERALL		4-0-0		1-1-0		2-1-0							
4-4-0		1-2-0		0-2-0		HOME		2-0-0		1-0-0		0-0-0							
2-5-1		0-2-0		0-1-1		AWAY		1-0-0		0-1-0		1-1-0							
2-0-0		0-0-0		0-0-0		NEUTRAL		1-0-0		0-0-0		1-0-0							
5-3-0		0-1-0		0-0-0		NON-CONFERENCE		2-0-0		1-1-0		2-1-0							
2-1-0		0-1-0		0-0-0		HOME		1-0-0		1-0-0		0-0-0							
1-2-0		0-0-0		0-0-		AWAY		0-0-0		0-1-0		1-1-0							
2-0-0		0-0-0		0-0-0		NEUTRAL		1-0-0		0-0-0		1-0-0							
3-6-1		1-3-0		0-3-1		CONFERENCE		2-0-0		0-0-0		0-0-0							
2-3-0		1-1-0		0-2-0		HOME		1-0-0		0-0-0		0-0-0							
1-3-1		0-2-0		0-1-1		AWAY		1-0-0		0-0-0		0-0-0							
0-0-0		0-0-0		0-0-0		NEUTRAL		0-0-0		0-0-0		0-0-0							
RPI	S	Opponent		Score		RPI	S	Opponent		Score		RPI	S	Opponent		Score			
2	A	Stanford		0 3		39	A	California		2 2		64	H	Michigan St.		1 0			
2	H	Stanford		0 2		39	H	California		1 2		74	N	Vermont		1 0			
12	H	Seattle		1 2		47	A	Washington		0 1		82	A	San Diego St.		3 1			
15	A	UCLA		1 4		47	H	Washington		0 1		82	H	San Diego St.		1 0			
15	H	UCLA		1 0								172	A	Portland		0 1			
						LAST 10 GAMES													
						47 H Washington 0 1						47 A Washington 0 1							
						82 A San Diego St. 3 1						2 A Stanford 0 3							
						15 A UCLA 1 4						39 A California 2 2							
						39 H California 1 2						82 H San Diego St. 1 0							
						2 H Stanford 0 2						15 H UCLA 1 0							

Non-Div. I Games:

Oregon St.

Average RPI Win:	136	WON-LOST	WINNING	LAST 10	STRENGTH OF	OPP. STRENGTH	TEAM	ADJ	CONF.	ADJ CONF.	
Average RPI Loss:	83	RECORD	PCT. RANK	GAMES	SCHEDULE	OF SCHEDULE	RPI	RPI	RPI	RPI	
DIV. I ONLY	10-4-5	.65789	28	6-1-3	150	97	73	.51397	70	15	14
DIV. I NON-CONF.	7-2-2	.72727	26	3-0-0	144	66	76	.50808	76	15	15
TOTALS	RPI 1-25	RPI 26-50	W-L RECORDS		RPI 51-100	RPI 101-150		RPI 150+			
10-4-5	0-0-0	0-1-2	OVERALL		2-1-2	4-2-1		4-0-0			
5-0-2	0-0-0	0-0-1	HOME		1-0-1	2-0-0		2-0-0			
2-4-3	0-0-0	0-1-1	AWAY		1-1-1	1-2-1		0-0-0			
3-0-0	0-0-0	0-0-0	NEUTRAL		0-0-0	1-0-0		2-0-0			
7-2-2	0-0-0	0-0-1	NON-CONFERENCE		2-1-1	3-1-0		2-0-0			
3-0-1	0-0-0	0-0-1	HOME		1-0-0	2-0-0		0-0-0			
2-2-1	0-0-0	0-0-	AWAY		1-1-1	1-1-0		0-0-0			
2-0-0	0-0-0	0-0-0	NEUTRAL		0-0-0	0-0-0		2-0-0			
3-2-3	0-0-0	0-1-1	CONFERENCE		0-0-1	1-1-1		2-0-0			
2-0-1	0-0-0	0-0-0	HOME		0-0-1	0-0-0		2-0-0			
0-2-2	0-0-0	0-1-1	AWAY		0-0-0	0-1-1		0-0-0			
1-0-0	0-0-0	0-0-0	NEUTRAL		0-0-0	1-0-0		0-0-0			
RPI S	Opponent	Score	RPI S	Opponent	Score	RPI S	Opponent	Score	RPI S	Opponent	Score
			38 A	SIUE	0 1	55 H	Northwestern	2 0	101 A	Missouri St.	0 0
			38 A	SIUE	0 0	56 H	Drake	1 1	101 N	Missouri St.	1 0
			43 H	Butler	1 1	67 A	CSUN	1 2	105 A	UC Irvine	0 1
						72 A	Ill.-Chicago	1 0	120 H	DePaul	3 0
						97 A	Valparaiso	0 0	121 A	Bradley	0 1
									127 A	Northern Ill.	1 0
									140 H	Fordham	2 1
									179 N	Stetson	1 0
									183 N	Fla. Atlantic	1 0
									184 H	Evansville	1 0
									197 H	Central Ark.	3 0
			LAST 10 GAMES								
			38 A	SIUE	0 0	127 A	Northern Ill.	1 0			
			101 N	Missouri St.	1 0	197 H	Central Ark.	3 0			
			38 A	SIUE	0 1	72 A	Ill.-Chicago	1 0			
			56 H	Drake	1 1	101 A	Missouri St.	0 0			
			55 H	Northwestern	2 0	184 H	Evansville	1 0			

Non-Div. I Games:

Loyola Chicago

Average RPI Win: 116		WON-LOST	WINNING	LAST 10	STRENGTH OF		OPP. STRENGTH	TEAM	ADJ		CONF.	ADJ CONF.	
Average RPI Loss: 78		RECORD	PCT. RANK	GAMES	SCHEDULE		OF SCHEDULE	RPI	RPI		RPI	RPI	
DIV. I ONLY		7-9-1	.44118	138	3-6-1		16	164	64	.51389	71	8	8
DIV. I NON-CONF.		5-5-0	.5	98	1-2-0		23	197	60	.51953	67	10	10
TOTALS		RPI 1-25	RPI 26-50		W-L RECORDS		RPI 51-100		RPI 101-150		RPI 150+		
7-9-1		0-0-0	0-3-0		OVERALL		3-4-1		2-1-0		2-1-0		
5-4-0		0-0-0	0-1-0		HOME		2-2-0		1-0-0		2-1-0		
2-5-1		0-0-0	0-2-0		AWAY		1-2-1		1-1-0		0-0-0		
0-0-0		0-0-0	0-0-0		NEUTRAL		0-0-0		0-0-0		0-0-0		
5-5-0		0-0-0	0-2-0		NON-CONFERENCE		2-1-0		1-1-0		2-1-0		
4-2-0		0-0-0	0-1-0		HOME		2-0-0		0-0-0		2-1-0		
1-3-0		0-0-0	0-0-		AWAY		0-1-0		1-1-0		0-0-0		
0-0-0		0-0-0	0-0-0		NEUTRAL		0-0-0		0-0-0		0-0-0		
2-4-1		0-0-0	0-1-0		CONFERENCE		1-3-1		1-0-0		0-0-0		
1-2-0		0-0-0	0-0-0		HOME		0-2-0		1-0-0		0-0-0		
1-2-1		0-0-0	0-1-0		AWAY		1-1-1		0-0-0		0-0-0		
0-0-0		0-0-0	0-0-0		NEUTRAL		0-0-0		0-0-0		0-0-0		
RPI S	Opponent	Score	RPI S	Opponent	Score	RPI S	Opponent	Score	RPI S	Opponent	Score		
			31 A	Boston U.	0 1	52 H	New Hampshire	1 3	111 H	Stony Brook	2 0		
			34 H	Utah Valley	0 2	58 A	Brown	0 1	116 A	St. Francis Brooklyn	0 3		
			48 A	Albany (NY)	1 2	66 A	Binghamton	1 0	141 A	LIU Brooklyn	1 0		
						74 A	Vermont	0 0	156 H	Buffalo	2 0		
						76 H	Monmouth	1 0	170 H	Bryant	3 2		
						89 H	Hartwick	1 0	178 H	Canisius	1 2		
						94 H	UMBC	0 1					
						95 A	Hartford	0 2					
LAST 10 GAMES													
			95 A	Hartford	0 2	111 H	Stony Brook	2 0					
			94 H	UMBC	0 1	66 A	Binghamton	1 0					
			58 A	Brown	0 1	52 H	New Hampshire	1 3					
			74 A	Vermont	0 0	31 A	Boston U.	0 1					
			48 A	Albany (NY)	1 2	170 H	Bryant	3 2					

Non-Div. I Games:

UMass Lowell

Average RPI Win:		127	WON-LOST RECORD		WINNING PCT. RANK		LAST 10 GAMES		STRENGTH OF SCHEDULE		OPP. STRENGTH OF SCHEDULE		TEAM RPI		ADJ RPI		CONF. RPI		ADJ CONF. RPI				
DIV. I ONLY			9-6-3		.58333 63		5-3-2		89		120		72		.51238 72		16		17				
DIV. I NON-CONF.			3-4-1		.4375 137		0-1-0		85		61		64		.5209 65		20		20				
TOTALS		RPI 1-25		RPI 26-50		W-L RECORDS		RPI 51-100		RPI 101-150		RPI 150+											
9-6-3		0-1-0		0-0-1		OVERALL		3-3-0		3-2-0		3-0-2											
4-4-1		0-0-0		0-0-1		HOME		2-3-0		1-1-0		1-0-0											
4-2-2		0-1-0		0-0-0		AWAY		1-0-0		2-1-0		1-0-2											
1-0-0		0-0-0		0-0-0		NEUTRAL		0-0-0		0-0-0		1-0-0											
3-4-1		0-1-0		0-0-1		NON-CONFERENCE		0-2-0		2-1-0		1-0-0											
1-2-1		0-0-0		0-0-1		HOME		0-2-0		1-0-0		0-0-0											
1-2-0		0-1-0		0-0-0		AWAY		0-0-0		1-1-0		0-0-0											
1-0-0		0-0-0		0-0-0		NEUTRAL		0-0-0		0-0-0		1-0-0											
6-2-2		0-0-0		0-0-0		CONFERENCE		3-1-0		1-1-0		2-0-2											
3-2-0		0-0-0		0-0-0		HOME		2-1-0		0-1-0		1-0-0											
3-0-2		0-0-0		0-0-0		AWAY		1-0-0		1-0-0		1-0-2											
0-0-0		0-0-0		0-0-0		NEUTRAL		0-0-0		0-0-0		0-0-0											
RPI	S	Opponent		Score		RPI	S	Opponent		Score		RPI	S	Opponent		Score							
9	A	SMU		1 2		43	H	Butler		1 1		55	H	Northwestern		1 2							
												65	H	Oakland		1 0							
												70	H	Loyola Chicago		0 1							
												88	H	Wright St.		2 1							
												88	H	Wright St.		1 2							
												97	A	Valparaiso		1 0							
												102	H	Cleveland St.		0 1							
												120	A	DePaul		1 0							
												121	H	Bradley		2 0							
												126	A	UAB		1 3							
												148	A	Northern Ky.		1 0							
												152	N	Georgia St.		2 0							
												154	A	Detroit		2 2							
												165	H	Green Bay		2 0							
												171	A	Milwaukee		1 1							
												191	A	Belmont		4 1							
LAST 10 GAMES																							
88 H Wright St.						1 2						154 A Detroit						2 2					
102 H Cleveland St.						0 1						70 H Loyola Chicago						0 1					
191 A Belmont						4 1						148 A Northern Ky.						1 0					
97 A Valparaiso						1 0						88 H Wright St.						2 1					
65 H Oakland						1 0						171 A Milwaukee						1 1					

**Non-Div. I Games:**

Ill.-Chicago



Average RPI Win:	142	WON-LOST RECORD	WINNING PCT. RANK	LAST 10 GAMES	STRENGTH OF SCHEDULE	OPP. STRENGTH OF SCHEDULE	TEAM RPI	ADJ RPI	CONF. RPI	ADJ CONF. RPI				
DIV. I ONLY		11-6-3	.625	46	5-2-3	145	125	81	.51137	73	14	15		
DIV. I NON-CONF.		5-3-0	.625	51	0-0-0	75	92	52	.53854	48	16	16		
<hr/>														
TOTALS	RPI 1-25	RPI 26-50		W-L RECORDS		RPI 51-100		RPI 101-150		RPI 150+				
11-6-3	0-1-0	1-1-0		OVERALL		2-4-2		2-0-1		6-0-0				
6-2-0	0-0-0	0-0-0		HOME		1-2-0		1-0-0		4-0-0				
5-3-2	0-1-0	1-1-0		AWAY		1-1-1		1-0-1		2-0-0				
0-1-1	0-0-0	0-0-0		NEUTRAL		0-1-1		0-0-0		0-0-0				
<hr/>														
5-3-0	0-1-0	1-1-0		NON-CONFERENCE		0-1-0		1-0-0		3-0-0				
2-0-0	0-0-0	0-0-0		HOME		0-0-0		0-0-0		2-0-0				
3-2-0	0-1-0	1-0-		AWAY		0-0-0		1-0-0		1-0-0				
0-1-0	0-0-0	0-0-0		NEUTRAL		0-1-0		0-0-0		0-0-0				
<hr/>														
6-3-3	0-0-0	0-0-0		CONFERENCE		2-3-2		1-0-1		3-0-0				
4-2-0	0-0-0	0-0-0		HOME		1-2-0		1-0-0		2-0-0				
2-1-2	0-0-0	0-0-0		AWAY		1-1-1		0-0-1		1-0-0				
0-0-1	0-0-0	0-0-0		NEUTRAL		0-0-1		0-0-0		0-0-0				
<hr/>														
RPI	S	Opponent	Score		RPI	S	Opponent	Score		RPI	S	Opponent	Score	
3	A	Clemson	1	4	27	A	South Carolina	1	2	80	N	UNLV	0	2
					34	A	Utah Valley	1	0	81	A	ETSU	1	0
										81	H	ETSU	3	0
										86	A	UNCG	1	2
										86	H	UNCG	2	3
										91	A	Furman	1	1
										91	H	Furman	0	1
										91	N	Furman	0	0
								</						

Non-Div. I Games:

Mercer

Average RPI Win:	124	WON-LOST RECORD	WINNING PCT. RANK	LAST 10 GAMES	STRENGTH OF SCHEDULE	OPP. STRENGTH OF SCHEDULE	TEAM RPI	ADJ RPI	CONF. RPI	ADJ CONF. RPI				
DIV. I ONLY		11-7-3	.59524	57	4-4-2	113	81	71	.51077	74	8	8		
DIV. I NON-CONF.		6-5-1	.54167	95	1-2-0	165	87	100	.47976	104	10	10		
<hr/>														
TOTALS	RPI 1-25	RPI 26-50		W-L RECORDS		RPI 51-100		RPI 101-150		RPI 150+				
11-7-3	0-2-0	0-2-0		OVERALL		6-2-1		0-0-1		5-1-1				
6-2-2	0-0-0	0-1-0		HOME		3-1-1		0-0-0		3-0-1				
5-4-1	0-2-0	0-1-0		AWAY		3-0-0		0-0-1		2-1-0				
0-1-0	0-0-0	0-0-0		NEUTRAL		0-1-0		0-0-0		0-0-0				
<hr/>														
6-5-1	0-2-0	0-1-0		NON-CONFERENCE		1-1-0		0-0-0		5-1-1				
3-0-1	0-0-0	0-0-0		HOME		0-0-0		0-0-0		3-0-1				
3-4-0	0-2-0	0-0-		AWAY		1-0-0		0-0-0		2-1-0				
0-1-0	0-0-0	0-0-0		NEUTRAL		0-1-0		0-0-0		0-0-0				
<hr/>														
5-2-2	0-0-0	0-1-0		CONFERENCE		5-1-1		0-0-1		0-0-0				
3-2-1	0-0-0	0-1-0		HOME		3-1-1		0-0-0		0-0-0				
2-0-1	0-0-0	0-0-0		AWAY		2-0-0		0-0-1		0-0-0				
0-0-0	0-0-0	0-0-0		NEUTRAL		0-0-0		0-0-0		0-0-0				
<hr/>														
RPI	S	Opponent	Score		RPI	S	Opponent	Score		RPI	S	Opponent	Score	
13	A	Boston College	0	1	32	A	Hofstra	0	4	52	A	New Hampshire	3	1
20	A	Dartmouth	1	2	48	H	Albany (NY)	0	3	66	H	Binghamton	1	0
										66	H	Binghamton	1	2
										69	N	Oregon St.	0	1
										71	H	UMass Lowell	0	0
										89	A	Hartwick	1	0
										94	H	UMBC	2	1
										94	H	UMBC	3	0
										95	A	Hartford	2	1
										111	A	Stony Brook	1	1
										162	A	Massachusetts	3	0
										163	H	UNC Asheville	1	1
164	H	Marist	4	2										
170	H	Bryant	2	1										
172	A	Portland	2	3										
173	H	Central Conn. St.	2	1										
200	A	Sacred Heart	1	0										
<hr/>														
LAST 10 GAMES														
13	A	Boston College	0	1	111	A	Stony Brook	1	1					
52	A	New Hampshire	3	1	94	H	UMBC	3	0					
48	H	Albany (NY)	0	3	95	A	Hartford	2	1					
89	A	Hartwick	1	0	20	A	Dartmouth	1	2					
71	H	UMass Lowell	0	0	66	H	Binghamton	1	2					

Non-Div. I Games:

Vermont

Average RPI Win:	160	WON-LOST RECORD	WINNING PCT. RANK	LAST 10 GAMES	STRENGTH OF SCHEDULE	OPP. STRENGTH OF SCHEDULE	TEAM RPI	ADJ RPI	CONF. RPI	ADJ CONF. RPI		
DIV. I ONLY		10-7-1	.58333	63	7-2-1	69	168	61	.50934	75	21	21
DIV. I NON-CONF.		4-7-0	.36364	155	1-2-0	50	101	41	.53207	56	21	21
<hr/>												
TOTALS	RPI 1-25	RPI 26-50		W-L RECORDS		RPI 51-100		RPI 101-150		RPI 150+		
10-7-1	0-4-0	0-0-0		OVERALL		1-1-1		1-0-0		8-2-0		
7-1-1	0-0-0	0-0-0		HOME		0-0-1		1-0-0		6-1-0		
3-5-0	0-3-0	0-0-0		AWAY		1-1-0		0-0-0		2-1-0		
0-1-0	0-1-0	0-0-0		NEUTRAL		0-0-0		0-0-0		0-0-0		
4-7-0	0-4-0	0-0-0		NON-CONFERENCE		1-1-0		1-0-0		2-2-0		
3-1-0	0-0-0	0-0-0		HOME		0-0-0		1-0-0		2-1-0		
1-5-0	0-3-0	0-0-		AWAY		1-1-0		0-0-0		0-1-0		
0-1-0	0-1-0	0-0-0		NEUTRAL		0-0-0		0-0-0		0-0-0		
6-0-1	0-0-0	0-0-0		CONFERENCE		0-0-1		0-0-0		6-0-0		
4-0-1	0-0-0	0-0-0		HOME		0-0-1		0-0-0		4-0-0		
2-0-0	0-0-0	0-0-0		AWAY		0-0-0		0-0-0		2-0-0		
0-0-0	0-0-0	0-0-0		NEUTRAL		0-0-0		0-0-0		0-0-0		
RPI S	Opponent	Score		RPI S	Opponent	Score		RPI S	Opponent	Score		
6 A	North Carolina	1	2			57 H	FGCU	1	1	109 H	UCF	2 1
18 A	South Fla.	0	2			63 A	UNCW	1	5	152 H	Georgia St.	1 2
21 A	Coastal Caro.	0	1			86 A	UNCG	3	2	158 H	Appalachian St.	3 2
23 N	Elon	2	5							166 H	Ga. Southern	2 1
										174 A	Lipscomb	3 0
										174 H	Lipscomb	2 1
										177 H	USC Upstate	7 0
										177 H	USC Upstate	2 0
										179 H	Stetson	2 0
										183 A	Fla. Atlantic	0 1
										195 A	Jacksonville	1 0
				LAST 10 GAMES								
	21 A	Coastal Caro.	0 1		195 A	Jacksonville	1 0					
	177 H	USC Upstate	7 0		179 H	Stetson	2 0					
	174 H	Lipscomb	2 1		57 H	FGCU	1 1					
	177 H	USC Upstate	2 0		174 A	Lipscomb	3 0					
	183 A	Fla. Atlantic	0 1		166 H	Ga. Southern	2 1					

**Non-Div. I Games:**

North Florida

Average RPI Win: 162		WON-LOST	WINNING	LAST 10	STRENGTH OF		OPP. STRENGTH	TEAM	ADJ		CONF.	ADJ CONF.			
Average RPI Loss: 81		RECORD	PCT. RANK	GAMES	SCHEDULE		OF SCHEDULE	RPI	RPI		RPI	RPI			
DIV. I ONLY		13-4-4	.71429	15	6-1-3		191	159	76	.50919	76	22	23		
DIV. I NON-CONF.		4-3-1	.5625	74	0-0-0		195	28	90	.49404	86	22	22		
<hr/>															
TOTALS		RPI 1-25		RPI 26-50		W-L RECORDS		RPI 51-100		RPI 101-150		RPI 150+			
13-4-4		0-0-0		0-0-1		OVERALL		1-4-1		4-0-0		8-0-2			
8-1-1		0-0-0		0-0-1		HOME		1-1-0		2-0-0		5-0-0			
3-2-3		0-0-0		0-0-0		AWAY		0-2-1		1-0-0		2-0-2			
2-1-0		0-0-0		0-0-0		NEUTRAL		0-1-0		1-0-0		1-0-0			
4-3-1		0-0-0		0-0-1		NON-CONFERENCE		1-3-0		1-0-0		2-0-0			
3-1-1		0-0-0		0-0-1		HOME		1-1-0		0-0-0		2-0-0			
1-2-0		0-0-0		0-0-		AWAY		0-2-0		1-0-0		0-0-0			
0-0-0		0-0-0		0-0-0		NEUTRAL		0-0-0		0-0-0		0-0-0			
9-1-3		0-0-0		0-0-0		CONFERENCE		0-1-1		3-0-0		6-0-2			
5-0-0		0-0-0		0-0-0		HOME		0-0-0		2-0-0		3-0-0			
2-0-3		0-0-0		0-0-0		AWAY		0-0-1		0-0-0		2-0-2			
2-1-0		0-0-0		0-0-0		NEUTRAL		0-1-0		1-0-0		1-0-0			
RPI	S	Opponent	Score	RPI	S	Opponent	Score	RPI	S	Opponent	Score	RPI	S	Opponent	Score
				29	H	Rutgers	0 0	59	A	Providence	0 2	125	A	Holy Cross	1 0
								61	H	Villanova	3 1	133	H	Iona	1 0
								71	A	UMass Lowell	0 1	133	N	Iona	2 1
								95	H	Hartford	1 3	150	H	Siena	2 0
								100	A	Rider	1 1	159	A	Fairfield	0 0
								100	N	Rider	2 3	164	A	Marist	2 2
												169	H	Saint Peter's	3 1
												178	A	Canisius	2 0
												185	A	Manhattan	2 1
												185	N	Manhattan	2 1
												186	H	Seton Hall	4 1
												196	H	Quinnipiac	3 1
												202	H	Howard	5 0
												205	H	Niagara	5 3
<hr/>															
LAST 10 GAMES															
				100	N	Rider	2 3	185	A	Manhattan	2 1				
				133	N	Iona	2 1	159	A	Fairfield	0 0				
				185	N	Manhattan	2 1	169	H	Saint Peter's	3 1				
				164	A	Marist	2 2	196	H	Quinnipiac	3 1				
				205	H	Niagara	5 3	100	A	Rider	1 1				

Non-Div. I Games:

Monmouth

Average RPI Win:	148	WON-LOST RECORD	WINNING PCT. RANK	LAST 10 GAMES	STRENGTH OF SCHEDULE	OPP. STRENGTH OF SCHEDULE	TEAM RPI	ADJ RPI	CONF. RPI	ADJ CONF. RPI	
Average RPI Loss:	68										
DIV. I ONLY	10-5-1	.65625	31	6-4-0	178	122	80	.50813	77	12	12
DIV. I NON-CONF.	6-2-1	.72222	30	2-1-0	160	152	80	.50315	80	11	11
<hr/>											
TOTALS	RPI 1-25	RPI 26-50		W-L RECORDS	RPI 51-100		RPI 101-150		RPI 150+		
10-5-1	0-1-0	0-1-0		OVERALL	3-2-1		0-1-0		7-0-0		
4-2-1	0-0-0	0-1-0		HOME	0-1-1		0-0-0		4-0-0		
6-3-0	0-1-0	0-0-0		AWAY	3-1-0		0-1-0		3-0-0		
0-0-0	0-0-0	0-0-0		NEUTRAL	0-0-0		0-0-0		0-0-0		
<hr/>											
6-2-1	0-0-0	0-0-0		NON-CONFERENCE	2-1-1		0-1-0		4-0-0		
2-0-1	0-0-0	0-0-0		HOME	0-0-1		0-0-0		2-0-0		
4-2-0	0-0-0	0-0-		AWAY	2-1-0		0-1-0		2-0-0		
0-0-0	0-0-0	0-0-0		NEUTRAL	0-0-0		0-0-0		0-0-0		
<hr/>											
4-3-0	0-1-0	0-1-0		CONFERENCE	1-1-0		0-0-0		3-0-0		
2-2-0	0-0-0	0-1-0		HOME	0-1-0		0-0-0		2-0-0		
2-1-0	0-1-0	0-0-0		AWAY	1-0-0		0-0-0		1-0-0		
0-0-0	0-0-0	0-0-0		NEUTRAL	0-0-0		0-0-0		0-0-0		
<hr/>											
RPI S Opponent	Score	RPI S Opponent	Score	RPI S Opponent	Score	RPI S Opponent	Score				
20 A Dartmouth	1 2	40 H Harvard	0 2	52 H New Hampshire	1 1	140 A Fordham	0 1				
				58 H Brown	1 2	162 H Massachusetts	1 0				
				59 A Providence	2 1	164 A Marist	2 0				
				79 A Delaware	1 0	167 A Cornell	1 0				
				83 A Temple	1 3	176 H Penn	2 1				
				84 A Princeton	2 0	189 A Drexel	1 0				
						200 H Sacred Heart	1 0				
						201 H Yale	2 1				
<hr/>											
LAST 10 GAMES											
167 A Cornell	1 0	84 A Princeton	2 0								
40 H Harvard	0 2	83 A Temple	1 3								
201 H Yale	2 1	176 H Penn	2 1								
20 A Dartmouth	1 2	189 A Drexel	1 0								
200 H Sacred Heart	1 0	58 H Brown	1 2								

Non-Div. I Games:

Columbia

Average RPI Win: 100		WON-LOST RECORD	WINNING PCT. RANK		LAST 10 GAMES	STRENGTH OF SCHEDULE	OPP. STRENGTH OF SCHEDULE	TEAM RPI	ADJ RPI	CONF. RPI	ADJ CONF. RPI						
Average RPI Loss: 48																	
DIV. I ONLY		7-8-3	.47222	118	3-6-1	74	29	91	.50803	78	3	3					
DIV. I NON-CONF.		4-3-1	.5625	74	1-2-0	122	90	116	.46979	113	2	2					
<hr/>																	
TOTALS		RPI 1-25		RPI 26-50		W-L RECORDS		RPI 51-100		RPI 101-150		RPI 150+					
7-8-3		1-3-1		1-1-0		OVERALL		2-3-1		0-1-1		3-0-0					
4-3-1		1-1-0		0-1-0		HOME		1-1-1		0-0-0		2-0-0					
2-5-2		0-2-1		1-0-0		AWAY		0-2-0		0-1-1		1-0-0					
1-0-0		0-0-0		0-0-0		NEUTRAL		1-0-0		0-0-0		0-0-0					
4-3-1		0-1-0		0-0-0		NON-CONFERENCE		1-1-1		0-1-0		3-0-0					
3-0-1		0-0-0		0-0-0		HOME		1-0-1		0-0-0		2-0-0					
1-3-0		0-1-0		0-0-		AWAY		0-1-0		0-1-0		1-0-0					
0-0-0		0-0-0		0-0-0		NEUTRAL		0-0-0		0-0-0		0-0-0					
3-5-2		1-2-1		1-1-0		CONFERENCE		1-2-0		0-0-1		0-0-0					
1-3-0		1-1-0		0-1-0		HOME		0-1-0		0-0-0		0-0-0					
1-2-2		0-1-1		1-0-0		AWAY		0-1-0		0-0-1		0-0-0					
1-0-0		0-0-0		0-0-0		NEUTRAL		1-0-0		0-0-0		0-0-0					
RPI	S	Opponent		Score		RPI	S	Opponent		Score		RPI	S	Opponent		Score	
4	A	Akron		0	1	29	A	Rutgers		2	0	55	H	Northwestern		1	2
10	H	Maryland		3	4	44	H	Michigan		0	2	64	A	Michigan St.		1	2
14	A	Ohio St.		1	1							64	N	Michigan St.		2	1
14	A	Ohio St.		0	1							83	A	Temple		0	2
17	H	Indiana		1	0							85	H	Loyola Marymount		3	0
												99	H	Navy		1	1

Non-Div. I Games:

Penn St.

Average RPI Win:	124	WON-LOST RECORD	WINNING PCT. RANK	LAST 10 GAMES	STRENGTH OF SCHEDULE	OPP. STRENGTH OF SCHEDULE	TEAM RPI	ADJ RPI	CONF. RPI	ADJ CONF. RPI	
Average RPI Loss:	67										
DIV. I ONLY	10-7-4	.57143	74	6-2-2	131	77	89	.50799	79	11	11
DIV. I NON-CONF.	4-4-2	.5	98	1-0-0	132	99	94	.49424	85	8	8
<hr/>											
TOTALS	RPI 1-25	RPI 26-50		W-L RECORDS	RPI 51-100		RPI 101-150		RPI 150+		
10-7-4	1-1-1	1-2-0		OVERALL	1-2-2		2-2-0		5-0-1		
5-2-3	0-1-0	1-0-0		HOME	1-1-2		0-0-0		3-0-1		
5-5-0	1-0-0	0-2-0		AWAY	0-1-0		2-2-0		2-0-0		
0-0-1	0-0-1	0-0-0		NEUTRAL	0-0-0		0-0-0		0-0-0		
<hr/>											
4-4-2	1-0-0	1-0-0		NON-CONFERENCE	0-2-1		0-2-0		2-0-1		
2-1-2	0-0-0	1-0-0		HOME	0-1-1		0-0-0		1-0-1		
2-3-0	1-0-0	0-0-		AWAY	0-1-0		0-2-0		1-0-0		
0-0-0	0-0-0	0-0-0		NEUTRAL	0-0-0		0-0-0		0-0-0		
<hr/>											
6-3-2	0-1-1	0-2-0		CONFERENCE	1-0-1		2-0-0		3-0-0		
3-1-1	0-1-0	0-0-0		HOME	1-0-1		0-0-0		2-0-0		
3-2-0	0-0-0	0-2-0		AWAY	0-0-0		2-0-0		1-0-0		
0-0-1	0-0-1	0-0-0		NEUTRAL	0-0-0		0-0-0		0-0-0		
<hr/>											
RPI S	Opponent	Score		RPI S	Opponent	Score		RPI S	Opponent	Score	
10 A	Maryland	2	1	32 A	Hofstra	0	1	61 A	Villanova	1	2
23 H	Elon	0	1	32 A	Hofstra	0	2	63 H	UNCW	3	1
23 N	Elon	2	2	50 H	Lehigh	3	2	63 H	UNCW	1	1
								77 H	Columbia	0	1
								83 H	Temple	0	0
										</	

Non-Div. I Games:

Delaware

UNLV

Average RPI Win:	127	WON-LOST RECORD	WINNING PCT. RANK	LAST 10 GAMES	STRENGTH OF SCHEDULE	OPP. STRENGTH OF SCHEDULE	TEAM RPI	ADJ RPI	CONF. RPI	ADJ CONF. RPI					
DIV. I ONLY		12-7-1	.625	46	5-4-1	135	128	69	.50785	80	13	13			
DIV. I NON-CONF.		6-2-0	.75	17	0-0-0	158	133	86	.49705	84	19	18			
<hr/>															
TOTALS	RPI 1-25	RPI 26-50		W-L RECORDS		RPI 51-100		RPI 101-150		RPI 150+					
12-7-1	0-1-0	1-2-0		OVERALL		2-1-0		7-2-1		2-1-0					
6-2-0	0-1-0	1-0-0		HOME		0-0-0		3-0-0		2-1-0					
3-4-1	0-0-0	0-1-0		AWAY		1-1-0		2-2-1		0-0-0					
3-1-0	0-0-0	0-1-0		NEUTRAL		1-0-0		2-0-0		0-0-0					
6-2-0	0-0-0	0-1-0		NON-CONFERENCE		2-1-0		2-0-0		2-0-0					
3-0-0	0-0-0	0-0-0		HOME		0-0-0		1-0-0		2-0-0					
1-2-0	0-0-0	0-0-		AWAY		1-1-0		0-0-0		0-0-0					
2-0-0	0-0-0	0-0-0		NEUTRAL		1-0-0		1-0-0		0-0-0					
6-5-1	0-1-0	1-1-0		CONFERENCE		0-0-0		5-2-1		0-1-0					
3-2-0	0-1-0	1-0-0		HOME		0-0-0		2-0-0		0-1-0					
2-2-1	0-0-0	0-0-0		AWAY		0-0-0		2-2-1		0-0-0					
1-1-0	0-0-0	0-1-0		NEUTRAL		0-0-0		1-0-0		0-0-0					
<hr/>															
RPI	S	Opponent	Score	RPI	S	Opponent	Score	RPI	S	Opponent	Score				
12	H	Seattle	2 <b>3</b>	34	H	Utah Valley	2 1	73	N	Mercer	2 0				
				34	N	Utah Valley	0 <b>1</b>	82	A	San Diego St.	3 2				
				37	A	Cal Poly	1 <b>2</b>	85	A	Loyola Marymount	0 <b>2</b>				
										104	H Gonzaga	1 0			
										108	A CSU Bakersfield	1 <b>1</b>			
										121	N Bradley	4 1			
										123	A Air Force	1 <b>2</b>			
										130	H Houston Baptist	2 1			
										137	A UMKC	2 <b>3</b>			
										142	H Incarnate Word	5 1			
										147	A San Jose St.	1 0			
										147	N San Jose St.	3 1			
										149	A Grand Canyon	4 0			
										192	H Saint Joseph's	3 2			
										194	H UTRGV	0 <b>1</b>			
										198	H Pacific	2 0			
<hr/>															
				LAST 10 GAMES											
				34 N Utah Valley				0 <b>1</b>		34 H Utah Valley				2 1	
				147 N San Jose St.				3 1		12 H Seattle				2 <b>3</b>	
				149 A Grand Canyon				4 0		142 H Incarnate Word				5 1	
				123 A Air Force				1 <b>2</b>		108 A CSU Bakersfield				1 <b>1</b>	
				137 A UMKC				2 <b>3</b>		147 A San Jose St.				1 0	

Non-Div. I Games:

UNLV



Average RPI Win:	133	WON-LOST	WINNING	LAST 10	STRENGTH OF	OPP. STRENGTH	TEAM	ADJ	CONF.	ADJ CONF.	
Average RPI Loss:	86	RECORD	PCT. RANK	GAMES	SCHEDULE	OF SCHEDULE	RPI	RPI	RPI	RPI	
DIV. I ONLY	8-7-4	.52632	95	4-4-2	44	173	75	.50778	81	14	15
DIV. I NON-CONF.	3-2-1	.58333	68	0-0-0	25	138	39	.54299	42	16	16
<hr/>											
TOTALS	RPI 1-25	RPI 26-50		W-L RECORDS		RPI 51-100		RPI 101-150		RPI 150+	
8-7-4	0-1-0	1-0-1		OVERALL		1-4-3		3-1-0		3-1-0	
6-3-2	0-0-0	1-0-0		HOME		0-3-2		3-0-0		2-0-0	
2-4-2	0-1-0	0-0-1		AWAY		1-1-1		0-1-0		1-1-0	
0-0-0	0-0-0	0-0-0		NEUTRAL		0-0-0		0-0-0		0-0-0	
3-2-1	0-1-0	1-0-1		NON-CONFERENCE		0-0-0		1-0-0		1-1-0	
3-0-0	0-0-0	1-0-0		HOME		0-0-0		1-0-0		1-0-0	
0-2-1	0-1-0	0-1-		AWAY		0-0-0		0-0-0		0-1-0	
0-0-0	0-0-0	0-0-0		NEUTRAL		0-0-0		0-0-0		0-0-0	
5-5-3	0-0-0	0-0-0		CONFERENCE		1-4-3		2-1-0		2-0-0	
3-3-2	0-0-0	0-0-0		HOME		0-3-2		2-0-0		1-0-0	
2-2-1	0-0-0	0-0-0		AWAY		1-1-1		0-1-0		1-0-0	
0-0-0	0-0-0	0-0-0		NEUTRAL		0-0-0		0-0-0		0-0-0	
RPI S	Opponent	Score	RPI S	Opponent	Score	RPI S	Opponent	Score	RPI S	Opponent	Score
3 A	Clemson	1 3	30 A	Radford	1 1	73 A	Mercer	0 3	112 A	Wofford	2 3
			36 H	Kentucky	3 1	73 H	Mercer	0 1	112 H	Wofford	5 0
						86 A	UNCG	1 1	112 H	Wofford	3 2
						86 H	UNCG	1 1	115 H	High Point	2 0
						86 H	UNCG	1 1	158 A	Appalachian St.	1 2
						91 A	Furman	2 0	188 H	Liberty	1 0
						91 H	Furman	0 2	204 A	VMI	3 0
						91 H	Furman	0 1	204 H	VMI	3 2
<hr/>											
LAST 10 GAMES											
91 H Furman						0	1	91 A Furman	2	0	
86 H UNCG						1	1	112 H Wofford	3	2	
112 H Wofford						5	0	204 A VMI	3	0	
86 H UNCG						1	1	91 H Furman	0	2	
73 A Mercer						0	3	73 H Mercer	0	1	

Non-Div. I Games:

ETSU

Average RPI Win:		114	WON-LOST RECORD		WINNING PCT. RANK		LAST 10 GAMES		STRENGTH OF SCHEDULE		OPP. STRENGTH OF SCHEDULE		TEAM RPI		ADJ RPI		CONF. RPI		ADJ CONF. RPI					
Average RPI Loss:		40																						
DIV. I ONLY			7-8-3		.47222		118		3-6-1		50		43		79		.50745		82		2		2	
DIV. I NON-CONF.			5-1-2		.75		17		1-0-0		137		172		136		.45892		129		3		3	
TOTALS		RPI 1-25		RPI 26-50		W-L RECORDS		RPI 51-100		RPI 101-150		RPI 150+												
7-8-3		1-3-0		1-2-2		OVERALL		1-3-0		2-0-1		2-0-0												
5-3-2		1-1-0		1-0-2		HOME		0-2-0		2-0-0		1-0-0												
2-5-1		0-2-0		0-2-0		AWAY		1-1-0		0-0-1		1-0-0												
0-0-0		0-0-0		0-0-0		NEUTRAL		0-0-0		0-0-0		0-0-0												
5-1-2		0-0-0		0-0-1		NON-CONFERENCE		1-1-0		2-0-1		2-0-0												
3-1-1		0-0-0		0-0-1		HOME		0-1-0		2-0-0		1-0-0												
2-0-1		0-0-0		0-0-		AWAY		1-0-0		0-0-1		1-0-0												
0-0-0		0-0-0		0-0-0		NEUTRAL		0-0-0		0-0-0		0-0-0												
2-7-1		1-3-0		1-2-1		CONFERENCE		0-2-0		0-0-0		0-0-0												
2-2-1		1-1-0		1-0-1		HOME		0-1-0		0-0-0		0-0-0												
0-5-0		0-2-0		0-2-0		AWAY		0-1-0		0-0-0		0-0-0												
0-0-0		0-0-0		0-0-0		NEUTRAL		0-0-0		0-0-0		0-0-0												
RPI	S	Opponent		Score		RPI	S	Opponent		Score		RPI	S	Opponent		Score		RPI	S	Opponent		Score		
2	A	Stanford		1	3	38	H	SIUE		0	0	69	A	Oregon St.		0	1	105	A	UC Irvine		0	0	
2	H	Stanford		1	3	39	A	California		3	4	69	H	Oregon St.		1	3	118	H	George Washington		3	0	
15	A	UCLA		0	4	39	H	California		1	0	80	H	UNLV		2	3	149	H	Grand Canyon		3	1	
15	H	UCLA		1	0	47	A	Washington		0	1	88	A	Wright St.		3	0	194	H	UTRGV		3	1	
						47	H	Washington		1	1							198	A	Pacific		1	0	
LAST 10 GAMES																								
						15	H	UCLA		1	0	39	A	California		3	4							
						69	H	Oregon St.		1	3	2	H	Stanford		1	3							
						47	H	Washington		1	1	39	H	California		1	0							
						88	A	Wright St.		3	0	15	A	UCLA		0	4							
						2	A	Stanford		1	3	69	A	Oregon St.		0	1							

Non-Div. I Games: San Diego Christian 3 1

San Diego St.



Average RPI Win: 133		WON-LOST RECORD	WINNING PCT. RANK	LAST 10 GAMES	STRENGTH OF SCHEDULE	OPP. STRENGTH OF SCHEDULE	TEAM RPI	ADJ RPI	CONF. RPI	ADJ CONF. RPI	
Average RPI Loss: 69											
DIV. I ONLY		10-5-2	.64706 36	7-2-1	185	66	86	.50504 84	12	12	
DIV. I NON-CONF.		7-2-1	.75 17	4-0-0	168	49	79	.50345 79	11	11	
TOTALS		RPI 1-25	RPI 26-50		W-L RECORDS		RPI 51-100		RPI 101-150		RPI 150+
10-5-2	0-2-0		2-0-1		OVERALL		1-2-1		2-0-0		5-1-0
6-2-1	0-0-0		1-0-1		HOME		0-1-0		1-0-0		4-1-0
4-3-1	0-2-0		1-0-0		AWAY		1-1-1		1-0-0		1-0-0
0-0-0	0-0-0		0-0-0		NEUTRAL		0-0-0		0-0-0		0-0-0
7-2-1	0-1-0		1-0-1		NON-CONFERENCE		1-1-0		2-0-0		3-0-0
5-0-1	0-0-0		1-0-1		HOME		0-0-0		1-0-0		3-0-0
2-2-0	0-1-0		0-0-		AWAY		1-1-0		1-0-0		0-0-0
0-0-0	0-0-0		0-0-0		NEUTRAL		0-0-0		0-0-0		0-0-0
3-3-1	0-1-0		1-0-0		CONFERENCE		0-1-1		0-0-0		2-1-0
1-2-0	0-0-0		0-0-0		HOME		0-1-0		0-0-0		1-1-0
2-1-1	0-1-0		1-0-0		AWAY		0-0-1		0-0-0		1-0-0
0-0-0	0-0-0		0-0-0		NEUTRAL		0-0-0		0-0-0		0-0-0
RPI S	Opponent	Score	RPI S	Opponent	Score	RPI S	Opponent	Score	RPI S	Opponent	Score
20 A	Dartmouth	0 1	31 H	Boston U.	2 1	57 A	FGCU	2 3	106 H	West Virginia	3 2
22 A	FIU	1 2	40 A	Harvard	3 2	58 A	Brown	1 1	143 A	St. John's (NY)	2 1
			41 H	American	1 1	66 A	Binghamton	3 1	167 H	Cornell	1 2
						77 H	Columbia	0 2	176 A	Penn	2 0
									186 H	Seton Hall	3 2
									189 H	Drexel	4 0
									193 H	Fairleigh Dickinson	4 1
									201 H	Yale	3 0
LAST 10 GAMES											
201 H	Yale	3 0	106 H	West Virginia	3 2						
176 A	Penn	2 0	77 H	Columbia	0 2						
189 H	Drexel	4 0	193 H	Fairleigh Dickinson	4 1						
167 H	Cornell	1 2	58 A	Brown	1 1						
40 A	Harvard	3 2	186 H	Seton Hall	3 2						

Non-Div. I Games:

Princeton

Average RPI Win:	113	WON-LOST RECORD	WINNING PCT. RANK	LAST 10 GAMES	STRENGTH OF SCHEDULE	OPP. STRENGTH OF SCHEDULE	TEAM RPI	ADJ RPI	CONF. RPI	ADJ CONF. RPI						
DIV. I ONLY		9-9-0	.5	101	4-6-0	124	63	94	.50452	85	17	16				
DIV. I NON-CONF.		5-6-0	.45455	123	0-3-0	58	43	61	.53415	53	9	9				
<hr/>																
TOTALS	RPI 1-25	RPI 26-50		W-L RECORDS		RPI 51-100		RPI 101-150		RPI 150+						
9-9-0	1-0-0	1-3-0		OVERALL		1-3-0		3-3-0		3-0-0						
4-3-0	0-0-0	0-2-0		HOME		1-1-0		2-0-0		1-0-0						
5-4-0	1-0-0	1-0-0		AWAY		0-2-0		1-2-0		2-0-0						
0-2-0	0-0-0	0-1-0		NEUTRAL		0-0-0		0-1-0		0-0-0						
5-6-0	1-0-0	1-2-0		NON-CONFERENCE		1-2-0		2-2-0		0-0-0						
2-2-0	0-0-0	0-1-0		HOME		1-1-0		1-0-0		0-0-0						
3-2-0	1-0-0	1-0-		AWAY		0-1-0		1-1-0		0-0-0						
0-2-0	0-0-0	0-1-0		NEUTRAL		0-0-0		0-1-0		0-0-0						
4-3-0	0-0-0	0-1-0		CONFERENCE		0-1-0		1-1-0		3-0-0						
2-1-0	0-0-0	0-1-0		HOME		0-0-0		1-0-0		1-0-0						
2-2-0	0-0-0	0-0-0		AWAY		0-1-0		0-1-0		2-0-0						
0-0-0	0-0-0	0-0-0		NEUTRAL		0-0-0		0-0-0		0-0-0						
RPI	S	Opponent	Score		RPI	S	Opponent	Score		RPI	S	Opponent	Score			
13	A	Boston College	1	0	37	H	Cal Poly	0	2	54	H	New Mexico	1	2		
					40	A	Harvard	1	0	60	A	San Diego	1	3		
					41	N	American	0	1	78	A	Penn St.	0	3		
					46	H	Santa Clara	1	2	80	H	UNLV	2	0		
												101	N	Missouri St.	1	2
												104	H	Gonzaga	1	0
												105	A	UC Irvine	1	4
												108	A	CSU Bakersfield	3	2
												135	A	St. Mary's (CA)	1	2
												147	H	San Jose St.	1	0
												151	A	San Francisco	2	0
												172	H	Portland	3	0
												198	A	Pacific	3	0
LAST 10 GAMES																
					151	A	San Francisco	2	0	172	H	Portland	3	0		
					46	H	Santa Clara	1	2	104	H	Gonzaga	1	0		
					198	A	Pacific	3	0	60	A	San Diego	1	3		
					135	A	St. Mary's (CA)	1	2	37	H	Cal Poly	0	2		
					78	A	Penn St.	0	3	105	A	UC Irvine	1	4		

Non-Div. I Games:

Loyola Marymount

Average RPI Win:	121	WON-LOST RECORD	WINNING PCT. RANK	LAST 10 GAMES	STRENGTH OF SCHEDULE	OPP. STRENGTH OF SCHEDULE	TEAM RPI	ADJ RPI	CONF. RPI	ADJ CONF. RPI		
Average RPI Loss:	65	8-7-2	.52941	90	4-4-2	134	70	98	.50239	86	19	19
DIV. I ONLY		4-4-0	.5	98	0-1-0	81	13	66	.52917	58	13	13
DIV. I NON-CONF.												
<hr/>												
TOTALS	RPI 1-25	RPI 26-50		W-L RECORDS		RPI 51-100		RPI 101-150		RPI 150+		
8-7-2	1-3-0	1-0-0		OVERALL		1-1-0		3-3-1		2-0-1		
4-5-0	0-2-0	0-0-0		HOME		1-1-0		2-2-0		1-0-0		
4-1-2	1-1-0	1-0-0		AWAY		0-0-0		1-0-1		1-0-1		
0-1-0	0-0-0	0-0-0		NEUTRAL		0-0-0		0-1-0		0-0-0		
<hr/>												
4-4-0	1-3-0	1-0-0		NON-CONFERENCE		0-0-0		1-1-0		1-0-0		
2-3-0	0-2-0	0-0-0		HOME		0-0-0		1-1-0		1-0-0		
2-1-0	1-1-0	1-0-		AWAY		0-0-0		0-0-0		0-0-0		
0-0-0	0-0-0	0-0-0		NEUTRAL		0-0-0		0-0-0		0-0-0		
<hr/>												
4-3-2	0-0-0	0-0-0		CONFERENCE		1-1-0		2-2-1		1-0-1		
2-2-0	0-0-0	0-0-0		HOME		1-1-0		1-1-0		0-0-0		
2-0-2	0-0-0	0-0-0		AWAY		0-0-0		1-0-1		1-0-1		
0-1-0	0-0-0	0-0-0		NEUTRAL		0-0-0		0-1-0		0-0-0		
<hr/>												
RPI S	Opponent	Score		RPI S	Opponent	Score		RPI S	Opponent	Score		
4 A	Akron	2	3	28 A	Tulsa	1	0	51 H	Dayton	2	3	
17 H	Indiana	2	3					92 H	VCU	2	0	
19 H	Denver	0	1									
24 A	Louisville	3	2									
				LAST 10 GAMES								
				119 N Rhode Island	2	4	140 A Fordham	1	0			
				118 H George Washington	0	1	128 H Wisconsin	1	2			
				203 A St. Bonaventure	1	0	162 A Massachusetts	0	0			
				136 H Davidson	1	0	51 H Dayton	2	3			
				92 H VCU	2	0	119 A Rhode Island	1	1			

Non-Div. I Games:

Saint Louis

Average RPI Win: 143		WON-LOST	WINNING	LAST 10	STRENGTH OF		OPP. STRENGTH	TEAM	ADJ		CONF.	ADJ CONF.			
Average RPI Loss: 90		RECORD	PCT. RANK	GAMES	SCHEDULE		OF SCHEDULE	RPI	RPI		RPI	RPI			
DIV. I ONLY		10-5-5	.625	46	5-0-4		161	108	90		.50239	86			
DIV. I NON-CONF.		4-4-1	.5	98	0-0-0		171	76	101		.48833	96			
TOTALS		RPI 1-25	RPI 26-50		W-L RECORDS		RPI 51-100		RPI 101-150		RPI 150+				
10-5-5		0-0-0	0-0-1		OVERALL		2-3-4		3-2-0		5-0-0				
6-2-2		0-0-0	0-0-0		HOME		1-2-2		1-0-0		4-0-0				
4-3-3		0-0-0	0-0-1		AWAY		1-1-2		2-2-0		1-0-0				
0-0-0		0-0-0	0-0-0		NEUTRAL		0-0-0		0-0-0		0-0-0				
4-4-1		0-0-0	0-0-1		NON-CONFERENCE		0-2-0		1-2-0		3-0-0				
3-2-0		0-0-0	0-0-0		HOME		0-2-0		0-0-0		3-0-0				
1-2-1		0-0-0	0-1-		AWAY		0-0-0		1-2-0		0-0-0				
0-0-0		0-0-0	0-0-0		NEUTRAL		0-0-0		0-0-0		0-0-0				
6-1-4		0-0-0	0-0-0		CONFERENCE		2-1-4		2-0-0		2-0-0				
3-0-2		0-0-0	0-0-0		HOME		1-0-2		1-0-0		1-0-0				
3-1-2		0-0-0	0-0-0		AWAY		1-1-2		1-0-0		1-0-0				
0-0-0		0-0-0	0-0-0		NEUTRAL		0-0-0		0-0-0		0-0-0				
RPI	S	Opponent	Score	RPI	S	Opponent	Score	RPI	S	Opponent	Score	RPI	S	Opponent	Score
				27	A	South Carolina	3 3	63	H	UNCW	1 2	106	A	West Virginia	0 1
								73	A	Mercer	3 2	110	A	Virginia Tech	1 0
								73	H	Mercer	2 1	112	A	Wofford	2 1
								75	H	North Florida	2 3	112	H	Wofford	3 0
								81	A	ETSU	1 1	115	A	High Point	0 1
								81	A	ETSU	1 1	155	H	Longwood	3 1
								81	H	ETSU	1 1	194	H	UTRGV	2 0
								91	A	Furman	0 2	195	H	Jacksonville	1 0
								91	H	Furman	0 0	204	A	VMI	7 0
												204	H	VMI	11 0
LAST 10 GAMES															
				81	A	ETSU	1 1	91	H	Furman	0 0				
				81	A	ETSU	1 1	112	A	Wofford	2 1				
				204	H	VMI	11 0	204	A	VMI	7 0				
				112	H	Wofford	3 0	81	H	ETSU	1 1				
				73	A	Mercer	3 2	91	A	Furman	0 2				

Non-Div. I Games: St. Andrews 2 1

UNCG

Average RPI Win:	122	WON-LOST	WINNING	LAST 10	STRENGTH OF	OPP. STRENGTH	TEAM	ADJ	CONF.	ADJ CONF.		
Average RPI Loss:	90	RECORD	PCT. RANK	GAMES	SCHEDULE	OF SCHEDULE	RPI	RPI	RPI	RPI		
DIV. I ONLY		12-8-1	.59524	57	5-5-0	133	118	77	.50166	88	16	17
DIV. I NON-CONF.		6-3-0	.66667	37	1-2-0	135	69	78	.50526	77	20	20
<hr/>												
TOTALS	RPI 1-25	RPI 26-50		W-L RECORDS		RPI 51-100		RPI 101-150		RPI 150+		
12-8-1	0-0-0	1-1-0		OVERALL		4-5-0		3-1-0		4-1-1		
3-5-1	0-0-0	0-0-0		HOME		2-3-0		1-1-0		0-1-1		
7-2-0	0-0-0	0-1-0		AWAY		1-1-0		2-0-0		4-0-0		
2-1-0	0-0-0	1-0-0		NEUTRAL		1-1-0		0-0-0		0-0-0		
6-3-0	0-0-0	1-1-0		NON-CONFERENCE		2-2-0		1-0-0		2-0-0		
2-2-0	0-0-0	0-0-0		HOME		1-2-0		1-0-0		0-0-0		
2-1-0	0-0-0	0-0-		AWAY		0-0-0		0-0-0		2-0-0		
2-0-0	0-0-0	1-0-0		NEUTRAL		1-0-0		0-0-0		0-0-0		
6-5-1	0-0-0	0-0-0		CONFERENCE		2-3-0		2-1-0		2-1-1		
1-3-1	0-0-0	0-0-0		HOME		1-1-0		0-1-0		0-1-1		
5-1-0	0-0-0	0-0-0		AWAY		1-1-0		2-0-0		2-0-0		
0-1-0	0-0-0	0-0-0		NEUTRAL		0-1-0		0-0-0		0-0-0		
RPI S	Opponent	Score	RPI S	Opponent	Score	RPI S	Opponent	Score	RPI S	Opponent	Score	
			36 A	Kentucky	1 2	65 H	Oakland	0 2	102 A	Cleveland St.	1 0	
			42 N	Cal St. Fullerton	2 1	65 N	Oakland	0 1	106 H	West Virginia	3 1	
						66 N	Binghamton	2 0	148 A	Northern Ky.	2 0	
						72 A	Ill.-Chicago	1 2	148 H	Northern Ky.	0 1	
						72 A	Ill.-Chicago	2 1	154 H	Detroit	2 3	
						82 H	San Diego St.	0 3	165 H	Green Bay	0 0	
						93 H	Cincinnati	3 0	171 A	Milwaukee	1 0	
						97 H	Valparaiso	3 1	181 A	IPFW	3 2	
						98 H	Bowling Green	2 3	190 A	Eastern Ill.	2 0	
									191 A	Belmont	2 0	
<hr/>												
LAST 10 GAMES												
			65 N	Oakland	0 1	82 H	San Diego St.	0 3				
			72 A	Ill.-Chicago	2 1	98 H	Bowling Green	2 3				
			148 A	Northern Ky.	2 0	154 H	Detroit	2 3				
			65 H	Oakland	0 2	191 A	Belmont	2 0				
			181 A	IPFW	3 2	171 A	Milwaukee	1 0				

Non-Div. I Games:

Wright St.



Average RPI Win: 163		WON-LOST	WINNING	LAST 10	STRENGTH OF		OPP. STRENGTH	TEAM	ADJ		CONF.	ADJ CONF.	
Average RPI Loss: 73		RECORD	PCT. RANK	GAMES	SCHEDULE		OF SCHEDULE	RPI	RPI		RPI	RPI	
DIV. I ONLY		11-6-3	.625	46	7-2-1		155	163	88	.49947	89	24	24
DIV. I NON-CONF.		4-6-3	.42308	145	0-2-1		117	83	71	.51127	74	23	23
TOTALS		RPI 1-25	RPI 26-50		W-L RECORDS		RPI 51-100		RPI 101-150		RPI 150+		
11-6-3	0-1-0	0-1-0		OVERALL		0-3-1		2-0-2		9-1-0			
3-1-3	0-0-0	0-0-0		HOME		0-1-1		0-0-2		3-0-0			
6-5-0	0-1-0	0-1-0		AWAY		0-2-0		1-0-0		5-1-0			
2-0-0	0-0-0	0-0-0		NEUTRAL		0-0-0		1-0-0		1-0-0			
4-6-3	0-1-0	0-1-0		NON-CONFERENCE		0-3-1		2-0-2		2-1-0			
1-1-3	0-0-0	0-0-0		HOME		0-1-1		0-0-2		1-0-0			
2-5-0	0-1-0	0-0-		AWAY		0-2-0		1-0-0		1-1-0			
1-0-0	0-0-0	0-0-0		NEUTRAL		0-0-0		1-0-0		0-0-0			
7-0-0	0-0-0	0-0-0		CONFERENCE		0-0-0		0-0-0		7-0-0			
2-0-0	0-0-0	0-0-0		HOME		0-0-0		0-0-0		2-0-0			
4-0-0	0-0-0	0-0-0		AWAY		0-0-0		0-0-0		4-0-0			
1-0-0	0-0-0	0-0-0		NEUTRAL		0-0-0		0-0-0		1-0-0			
RPI S	Opponent	Score		RPI S	Opponent	Score		RPI S	Opponent	Score			
20 A	Dartmouth	0 1		48 A	Albany (NY)	0 3		52 A	New Hampshire	1 2			
								62 H	Colgate	3 3			
								71 A	UMass Lowell	0 1			
								74 H	Vermont	0 1			
								104 A	Gonzaga	2 1			
								107 H	Saint Francis (PA)	0 0			
								129 H	Bucknell	2 2			
								130 N	Houston Baptist	3 2			
								152 H	Georgia St.	1 0			
								152 N	Georgia St.	3 0			
								158 A	Appalachian St.	2 1			
								158 A	Appalachian St.	1 0			
								166 H	Ga. Southern	3 0			
								167 H	Cornell	2 0			
								170 A	Bryant	1 2			
								199 A	NJIT	2 1			
								202 A	Howard	2 0			
								203 A	St. Bonaventure	1 0			
LAST 10 GAMES													
20 A	Dartmouth	0 1		74 H	Vermont	0 1							
152 N	Georgia St.	3 0		152 H	Georgia St.	1 0							
158 A	Appalachian St.	1 0		62 H	Colgate	3 3							
202 A	Howard	2 0		199 A	NJIT	2 1							
158 A	Appalachian St.	2 1		166 H	Ga. Southern	3 0							

Non-Div. I Games:

Hartwick

Average RPI Win:	148	WON-LOST RECORD	WINNING PCT. RANK	LAST 10 GAMES	STRENGTH OF SCHEDULE	OPP. STRENGTH OF SCHEDULE	TEAM RPI	ADJ RPI	CONF. RPI	ADJ CONF. RPI		
DIV. I ONLY		10-7-2	.57895	66	6-2-2	103	180	85	.49904	90	18	18
DIV. I NON-CONF.		1-6-0	.14286	192	0-1-0	59	184	59	.51988	66	17	17
<hr/>												
TOTALS	RPI 1-25	RPI 26-50		W-L RECORDS		RPI 51-100		RPI 101-150		RPI 150+		
10-7-2	0-3-0	1-0-0		OVERALL		0-1-0		2-2-2		7-1-0		
6-1-0	0-0-0	1-0-0		HOME		0-0-0		1-1-0		4-0-0		
3-4-1	0-2-0	0-0-0		AWAY		0-1-0		0-0-1		3-1-0		
1-2-1	0-1-0	0-0-0		NEUTRAL		0-0-0		1-1-1		0-0-0		
<hr/>												
1-6-0	0-2-0	0-0-0		NON-CONFERENCE		0-1-0		0-2-0		1-1-0		
1-1-0	0-0-0	0-0-0		HOME		0-0-0		0-1-0		1-0-0		
0-4-0	0-2-0	0-0-		AWAY		0-1-0		0-0-0		0-1-0		
0-1-0	0-0-0	0-0-0		NEUTRAL		0-0-0		0-1-0		0-0-0		
<hr/>												
9-1-2	0-1-0	1-0-0		CONFERENCE		0-0-0		2-0-2		6-0-0		
5-0-0	0-0-0	1-0-0		HOME		0-0-0		1-0-0		3-0-0		
3-0-1	0-0-0	0-0-0		AWAY		0-0-0		0-0-1		3-0-0		
1-1-1	0-1-0	0-0-0		NEUTRAL		0-0-0		1-0-1		0-0-0		
<hr/>												
RPI S	Opponent	Score	RPI S	Opponent	Score	RPI S	Opponent	Score	RPI S	Opponent	Score	
21 N	Coastal Caro.	2 3	30 H	Radford	1 0	91 A	Furman	1 2	112 H	Wofford	0 3	
23 A	Elon	0 3							114 N	Col. of Charleston	0 1	
25 A	Charlotte	2 3							115 A	High Point	1 1	
									115 N	High Point	0 0	
									117 H	Campbell	4 1	
									117 N	Campbell	4 0	
									155 A	Longwood	1 0	
									158 H	Appalachian St.	2 0	
									163 H	UNC Asheville	3 2	
									163 H	UNC Asheville	3 0	
									177 A	USC Upstate	4 5	
									182 A	Gardner-Webb	4 3	
									188 A	Liberty	2 1	
									206 H	Presbyterian	4 0	
			LAST 10 GAMES									
23 A	Elon	0 3	117 H	Campbell	4 1							
115 N	High Point	0 0	21 N	Coastal Caro.	2 3							
117 N	Campbell	4 0	115 A	High Point	1 1							
163 H	UNC Asheville	3 0	206 H	Presbyterian	4 0							
155 A	Longwood	1 0	163 H	UNC Asheville	3 2							

Non-Div. I Games:

Winthrop

Average RPI Win: 116		WON-LOST	WINNING	LAST 10	STRENGTH OF		OPP. STRENGTH	TEAM	ADJ		CONF.	ADJ CONF.		
Average RPI Loss: 82		RECORD	PCT. RANK	GAMES	SCHEDULE		OF SCHEDULE	RPI	RPI		RPI	RPI		
DIV. I ONLY		8-5-6	.57895	66	4-2-4		99	91	84	.49844	91	14	15	
DIV. I NON-CONF.		1-3-3	.35714	156	0-0-1		128	16	84	.49011	92	16	16	
<hr/>														
TOTALS		RPI 1-25	RPI 26-50		W-L RECORDS		RPI 51-100		RPI 101-150		RPI 150+			
8-5-6		0-1-0	0-1-1		OVERALL		5-1-3		1-1-1		2-1-1			
3-4-1		0-1-0	0-0-0		HOME		2-1-1		0-1-0		1-1-0			
5-0-3		0-0-0	0-0-1		AWAY		3-0-1		1-0-1		1-0-0			
0-1-2		0-0-0	0-1-0		NEUTRAL		0-0-1		0-0-0		0-0-1			
<hr/>														
1-3-3		0-1-0	0-1-1		NON-CONFERENCE		1-0-0		0-0-1		0-1-1			
1-2-0		0-1-0	0-0-0		HOME		1-0-0		0-0-0		0-1-0			
0-0-2		0-0-0	0-1-		AWAY		0-0-0		0-0-1		0-0-0			
0-1-1		0-0-0	0-1-0		NEUTRAL		0-0-0		0-0-0		0-0-1			
<hr/>														
7-2-3		0-0-0	0-0-0		CONFERENCE		4-1-3		1-1-0		2-0-0			
2-2-1		0-0-0	0-0-0		HOME		1-1-1		0-1-0		1-0-0			
5-0-1		0-0-0	0-0-0		AWAY		3-0-1		1-0-0		1-0-0			
0-0-1		0-0-0	0-0-0		NEUTRAL		0-0-1		0-0-0		0-0-0			
<hr/>														
RPI	S	Opponent	Score		RPI	S	Opponent	Score		RPI	S	Opponent	Score	
3	H	Clemson	0	3	27	A	South Carolina	1	1	73	A	Mercer	1	0
					33	N	North Carolina St.	1	2	73	H	Mercer	1	1
										73	N	Mercer	0	0
										81	A	ETSU	2	0
										81	A	ETSU	1	0
										81	H	ETSU	0	2
										86	A	UNCG	0	0
										86	H	UNCG	2	0
										90	H	Winthrop	2	1
<hr/>														
LAST 10 GAMES														
					27	A	South Carolina	1	1	81	H	ETSU	0	2
					81	A	ETSU	1	0	204	H	VMI	3	1
					73	N	Mercer	0	0	86	A	UNCG	0	0
					73	H	Mercer	1	1	81	A	ETSU	2	0
					112	A	Wofford	2	1	112	H	Wofford	1	3

Non-Div. I Games:

Furman

V  
C  
U

VCU

Average RPI Win: 132		WON-LOST	WINNING	LAST 10	STRENGTH OF		OPP. STRENGTH	TEAM	ADJ	CONF.	ADJ CONF.
Average RPI Loss: 64		RECORD	PCT. RANK	GAMES	SCHEDULE		OF SCHEDULE	RPI	RPI	RPI	RPI
DIV. I ONLY		7-9-3	.44737	130	2-5-3		65	72	100	.49296	93
DIV. I NON-CONF.		6-4-0	.6	59	2-0-0		120	147	130	.46259	125
TOTALS		RPI 1-25	RPI 26-50		W-L RECORDS		RPI 51-100		RPI 101-150		RPI 150+
7-9-3		0-3-0	0-1-2		OVERALL		3-2-0		1-3-1		3-0-0
6-3-2		0-1-0	0-1-1		HOME		2-0-0		1-1-1		3-0-0
1-6-1		0-2-0	0-0-1		AWAY		1-2-0		0-2-0		0-0-0
0-0-0		0-0-0	0-0-0		NEUTRAL		0-0-0		0-0-0		0-0-0
6-4-0		0-0-0	0-1-0		NON-CONFERENCE		2-1-0		1-2-0		3-0-0
5-2-0		0-0-0	0-1-0		HOME		1-0-0		1-1-0		3-0-0
1-2-0		0-0-0	0-0-		AWAY		1-1-0		0-1-0		0-0-0
0-0-0		0-0-0	0-0-0		NEUTRAL		0-0-0		0-0-0		0-0-0
1-5-3		0-3-0	0-0-2		CONFERENCE		1-1-0		0-1-1		0-0-0
1-1-2		0-1-0	0-0-1		HOME		1-0-0		0-0-1		0-0-0
0-4-1		0-2-0	0-0-1		AWAY		0-1-0		0-1-0		0-0-0
0-0-0		0-0-0	0-0-0		NEUTRAL		0-0-0		0-0-0		0-0-0
RPI S	Opponent	Score	RPI S	Opponent	Score	RPI S	Opponent	Score	RPI S	Opponent	Score
9 A	SMU	1 <b>2</b>	28 H	Tulsa	1 <b>1</b>	65 A	Oakland	3 0	102 A	Cleveland St.	1 <b>3</b>
9 H	SMU	0 <b>1</b>	35 A	UConn	1 <b>1</b>	83 A	Temple	1 <b>3</b>	109 A	UCF	0 <b>1</b>
18 A	South Fla.	0 <b>3</b>	49 H	Xavier	1 <b>2</b>	83 H	Temple	3 2	110 H	Virginia Tech	1 <b>5</b>
						88 A	Wright St.	0 <b>3</b>	144 H	Memphis	3 <b>3</b>
						97 H	Valparaiso	1 0	148 H	Northern Ky.	3 2
									165 H	Green Bay	2 0
									181 H	IPFW	2 1
									187 H	IUPUI	2 1
LAST 10 GAMES											
9 A	SMU	1 <b>2</b>	181 H	IPFW	2 1						
109 A	UCF	0 <b>1</b>	18 A	South Fla.	0 <b>3</b>						
83 A	Temple	1 <b>3</b>	35 A	UConn	1 <b>1</b>						
144 H	Memphis	3 <b>3</b>	28 H	Tulsa	1 <b>1</b>						
9 H	SMU	0 <b>1</b>	65 A	Oakland	3 0						

Non-Div. I Games:

Cincinnati

Average RPI Win: 108		WON-LOST RECORD	WINNING PCT. RANK		LAST 10 GAMES	STRENGTH OF SCHEDULE	OPP. STRENGTH OF SCHEDULE	TEAM RPI	ADJ RPI		CONF. RPI	ADJ CONF. RPI					
Average RPI Loss: 110																	
DIV. I ONLY		11-6-3	.625	46	5-4-1	164	84	87	.492	94	8	8					
DIV. I NON-CONF.		7-3-1	.68182	36	1-1-0	199	119	131	.44763	147	10	10					
<hr/>																	
TOTALS		RPI 1-25		RPI 26-50		W-L RECORDS		RPI 51-100		RPI 101-150		RPI 150+					
11-6-3		1-0-0		1-0-0		OVERALL		3-4-2		3-0-0		3-2-1					
9-2-2		1-0-0		1-0-0		HOME		2-1-1		2-0-0		3-1-1					
2-4-1		0-0-0		0-0-0		AWAY		1-3-1		1-0-0		0-1-0					
0-0-0		0-0-0		0-0-0		NEUTRAL		0-0-0		0-0-0		0-0-0					
7-3-1		1-0-0		0-0-0		NON-CONFERENCE		1-1-0		2-0-0		3-2-1					
6-2-1		1-0-0		0-0-0		HOME		1-1-0		1-0-0		3-1-1					
1-1-0		0-0-0		0-0-		AWAY		0-0-0		1-0-0		0-1-0					
0-0-0		0-0-0		0-0-0		NEUTRAL		0-0-0		0-0-0		0-0-0					
4-3-2		0-0-0		1-0-0		CONFERENCE		2-3-2		1-0-0		0-0-0					
3-0-1		0-0-0		1-0-0		HOME		1-0-1		1-0-0		0-0-0					
1-3-1		0-0-0		0-0-0		AWAY		1-3-1		0-0-0		0-0-0					
0-0-0		0-0-0		0-0-0		NEUTRAL		0-0-0		0-0-0		0-0-0					
RPI	S	Opponent		Score		RPI	S	Opponent		Score		RPI	S	Opponent		Score	
14	H	Ohio St.		1 0		48	H	Albany (NY)		1 0		52	H	New Hampshire		1 1	
												52	H	New Hampshire		1 0	
												65	H	Oakland		2 1	
												66	A	Binghamton		1 2	
												71	A	UMass Lowell		1 0	
												74	A	Vermont		0 3	
												74	A	Vermont		1 2	
												95	A	Hartford		1 1	
												99	H	Navy		0 1	
												111	H	Stony Brook		3 0	
												118	A	George Washington		3 2	
												122	H	George Mason		2 0	
												159	H	Fairfield		2 2	
												168	H	La Salle		0 1	
												180	A	Loyola Maryland		0 1	
												189	H	Drexel		1 0	
												197	H	Central Ark.		5 0	
												202	H	Howard		2 1	
<hr/>																	
LAST 10 GAMES																	
						74	A	Vermont		1 2		66	A	Binghamton		1 2	
						52	H	New Hampshire		1 0		99	H	Navy		0 1	
						111	H	Stony Brook		3 0		52	H	New Hampshire		1 1	
						71	A	UMass Lowell		1 0		74	A	Vermont		0 3	
						189	H	Drexel		1 0		48	H	Albany (NY)		1 0	

Non-Div. I Games:

UMBC

Average RPI Win:		112	WON-LOST		WINNING		LAST 10		STRENGTH OF		OPP. STRENGTH		TEAM		ADJ		CONF.		ADJ CONF.	
Average RPI Loss:		83	RECORD		PCT. RANK		GAMES		SCHEDULE		OF SCHEDULE		RPI		RPI		RPI		RPI	
DIV. I ONLY			5-7-5		.44118		138		3-4-3		43		102		101		.49162		95	
DIV. I NON-CONF.			4-3-3		.55		85		2-0-1		62		135		99		.48654		99	
TOTALS		RPI 1-25		RPI 26-50		W-L RECORDS		RPI 51-100		RPI 101-150		RPI 150+								
5-7-5		0-0-1		0-2-0		OVERALL		2-3-2		2-1-2		1-1-0								
3-1-3		0-0-0		0-0-0		HOME		1-1-2		2-0-1		0-0-0								
2-6-2		0-0-1		0-2-0		AWAY		1-2-0		0-1-1		1-1-0								
0-0-0		0-0-0		0-0-0		NEUTRAL		0-0-0		0-0-0		0-0-0								
4-3-3		0-0-1		0-1-0		NON-CONFERENCE		1-1-0		2-0-2		1-1-0								
2-0-1		0-0-0		0-0-0		HOME		0-0-0		2-0-1		0-0-0								
2-3-2		0-0-1		0-0-		AWAY		1-1-0		0-0-1		1-1-0								
0-0-0		0-0-0		0-0-0		NEUTRAL		0-0-0		0-0-0		0-0-0								
1-4-2		0-0-0		0-1-0		CONFERENCE		1-2-2		0-1-0		0-0-0								
1-1-2		0-0-0		0-0-0		HOME		1-1-2		0-0-0		0-0-0								
0-3-0		0-0-0		0-1-0		AWAY		0-1-0		0-1-0		0-0-0								
0-0-0		0-0-0		0-0-0		NEUTRAL		0-0-0		0-0-0		0-0-0								
RPI	S	Opponent		Score		RPI	S	Opponent		Score		RPI	S	Opponent		Score				
5	A	Syracuse		2	2	45	A	Old Dominion		2	3	52	A	New Hampshire		1	2			
						48	A	Albany (NY)		1	2	66	H	Binghamton		0	0			
												71	H	UMass Lowell		2	0			
												74	H	Vermont		1	2			
												76	A	Monmouth		3	1			
												92	A	VCU		0	2			
												94	H	UMBC		1	1			

Non-Div. I Games:

Hartford

Average RPI Win: 120		WON-LOST RECORD	WINNING PCT. RANK	LAST 10 GAMES	STRENGTH OF SCHEDULE	OPP. STRENGTH OF SCHEDULE	TEAM RPI	ADJ RPI		CONF. RPI	ADJ CONF. RPI			
Average RPI Loss: 66														
DIV. I ONLY		7-9-2	.44444	132	3-4-2	62	83	99	.49066	96	5	5		
DIV. I NON-CONF.		4-3-0	.57143	70	0-0-0	94	202	120	.46026	128	4	5		
<hr/>														
TOTALS		RPI 1-25	RPI 26-50		W-L RECORDS		RPI 51-100		RPI 101-150		RPI 150+			
7-9-2		0-3-1	2-3-0		OVERALL		0-1-1		2-0-0		3-2-0			
2-3-1		0-0-0	0-2-0		HOME		0-0-1		2-0-0		0-1-0			
4-5-1		0-2-1	1-1-0		AWAY		0-1-0		0-0-0		3-1-0			
1-1-0		0-1-0	1-0-0		NEUTRAL		0-0-0		0-0-0		0-0-0			
4-3-0		0-0-0	0-1-0		NON-CONFERENCE		0-1-0		1-0-0		3-1-0			
1-1-0		0-0-0	0-0-0		HOME		0-0-0		1-0-0		0-1-0			
3-2-0		0-0-0	0-0-		AWAY		0-1-0		0-0-0		3-0-0			
0-0-0		0-0-0	0-0-0		NEUTRAL		0-0-0		0-0-0		0-0-0			
3-6-2		0-3-1	2-2-0		CONFERENCE		0-0-1		1-0-0		0-1-0			
1-2-1		0-0-0	0-2-0		HOME		0-0-1		1-0-0		0-0-0			
1-3-1		0-2-1	1-0-0		AWAY		0-0-0		0-0-0		0-1-0			
1-1-0		0-1-0	1-0-0		NEUTRAL		0-0-0		0-0-0		0-0-0			
RPI	S	Opponent		Score	RPI	S	Opponent		Score	RPI	S	Opponent		Score
22	A	FIU		1 5	27	H	South Carolina		1 2	54	H	New Mexico		1 1
22	N	FIU		0 1	27	N	South Carolina		1 0	68	A	Western Mich.		0 2
25	A	Charlotte		1 1	30	A	Radford		0 1					
25	A	Charlotte		1 3	36	H	Kentucky		0 1					
					45	A	Old Dominion		1 0					
						</								

Non-Div. I Games: Shawnee St. 3 0

Marshall



Average RPI Win:	141	WON-LOST	WINNING	LAST 10	STRENGTH OF	OPP. STRENGTH	TEAM	ADJ	CONF.	ADJ CONF.	
Average RPI Loss:	66	RECORD	PCT. RANK	GAMES	SCHEDULE	OF SCHEDULE	RPI	RPI	RPI	RPI	
DIV. I ONLY	7-6-5	.52778	92	3-4-3	82	158	96	.48935	97	16	17
DIV. I NON-CONF.	4-3-2	.55556	79	1-1-1	60	131	75	.5113	73	20	20
<hr/>											
TOTALS	RPI 1-25	RPI 26-50		W-L RECORDS		RPI 51-100		RPI 101-150		RPI 150+	
7-6-5	0-0-0	0-2-0		OVERALL		1-4-2		2-0-1		4-0-2	
3-1-2	0-0-0	0-0-0		HOME		0-1-1		2-0-0		1-0-1	
4-5-3	0-0-0	0-2-0		AWAY		1-3-1		0-0-1		3-0-1	
0-0-0	0-0-0	0-0-0		NEUTRAL		0-0-0		0-0-0		0-0-0	
<hr/>											
4-3-2	0-0-0	0-2-0		NON-CONFERENCE		1-1-2		1-0-0		2-0-0	
1-0-1	0-0-0	0-0-0		HOME		0-0-1		1-0-0		0-0-0	
3-3-1	0-0-0	0-0-		AWAY		1-1-1		0-0-0		2-0-0	
0-0-0	0-0-0	0-0-0		NEUTRAL		0-0-0		0-0-0		0-0-0	
<hr/>											
3-3-3	0-0-0	0-0-0		CONFERENCE		0-3-0		1-0-1		2-0-2	
2-1-1	0-0-0	0-0-0		HOME		0-1-0		1-0-0		1-0-1	
1-2-2	0-0-0	0-0-0		AWAY		0-2-0		0-0-1		1-0-1	
0-0-0	0-0-0	0-0-0		NEUTRAL		0-0-0		0-0-0		0-0-0	
<hr/>											
RPI S	Opponent	Score	RPI S	Opponent	Score	RPI S	Opponent	Score	RPI S	Opponent	Score
			36 A	Kentucky	1 2	54 A	New Mexico	1 1	102 H	Cleveland St.	1 0
			44 A	Michigan	0 1	65 A	Oakland	1 2	134 H	Omaha	1 0
						68 A	Western Mich.	2 0	148 A	Northern Ky.	0 0
						70 H	Loyola Chicago	0 0	154 A	Detroit	0 0
						72 H	Ill.-Chicago	0 1	160 A	Western Ill.	3 2
						88 A	Wright St.	1 3	165 H	Green Bay	3 0
						93 A	Cincinnati	0 1	171 A	Milwaukee	1 0
									187 A	IUPUI	2 1
									191 H	Belmont	1 1
<hr/>											
LAST 10 GAMES											
			165 H	Green Bay	3 0	148 A	Northern Ky.	0 0			
			65 A	Oakland	1 2	54 A	New Mexico	1 1			
			72 H	Ill.-Chicago	0 1	88 A	Wright St.	1 3			
			191 H	Belmont	1 1	171 A	Milwaukee	1 0			
			44 A	Michigan	0 1	134 H	Omaha	1 0			

Non-Div. I Games:

Valparaiso

Average RPI Win:		134	WON-LOST RECORD		WINNING PCT. RANK		LAST 10 GAMES		STRENGTH OF SCHEDULE		OPP. STRENGTH OF SCHEDULE		TEAM RPI		ADJ RPI		CONF. RPI		ADJ CONF. RPI					
DIV. I ONLY			9-9-1		.5		101		3-6-1		97		95		93		.48891		98		7		7	
DIV. I NON-CONF.			8-5-1		.60714		58		2-2-1		118		100		102		.4775		107		12		12	
TOTALS		RPI 1-25		RPI 26-50				W-L RECORDS				RPI 51-100				RPI 101-150				RPI 150+				
9-9-1		0-3-0		1-0-0				OVERALL				1-3-0				2-2-0				5-1-1				
6-2-0		0-0-0		1-0-0				HOME				0-1-0				2-1-0				3-0-0				
2-6-1		0-3-0		0-0-0				AWAY				1-2-0				0-0-0				1-1-1				
1-1-0		0-0-0		0-0-0				NEUTRAL				0-0-0				0-1-0				1-0-0				
8-5-1		0-2-0		1-0-0				NON-CONFERENCE				1-2-0				1-1-0				5-0-1				
5-1-0		0-0-0		1-0-0				HOME				0-1-0				1-0-0				3-0-0				
2-3-1		0-2-0		0-0-				AWAY				1-1-0				0-0-0				1-0-1				
1-1-0		0-0-0		0-0-0				NEUTRAL				0-0-0				0-1-0				1-0-0				
1-4-0		0-1-0		0-0-0				CONFERENCE				0-1-0				1-1-0				0-1-0				
1-1-0		0-0-0		0-0-0				HOME				0-0-0				1-1-0				0-0-0				
0-3-0		0-1-0		0-0-0				AWAY				0-1-0				0-0-0				0-1-0				
0-0-0		0-0-0		0-0-0				NEUTRAL				0-0-0				0-0-0				0-0-0				
RPI	S	Opponent		Score		RPI	S	Opponent		Score		RPI	S	Opponent		Score		RPI	S	Opponent		Score		
4	A	Akron		0 4		38	H	SIUE		3 1		51	A	Dayton		0 6		102	H	Cleveland St.		3 0		
5	A	Syracuse		0 3								64	H	Michigan St.		0 1		106	H	West Virginia		2 0		
14	A	Ohio St.		1 2								68	A	Western Mich.		1 2		127	H	Northern Ill.		0 1		
												88	A	Wright St.		3 2		145	N	Robert Morris		0 1		
																		156	A	Buffalo		1 2		
																		158	A	Appalachian St.		2 1		
																		160	H	Western Ill.		4 1		
																		181	H	IPFW		3 2		
																		184	N	Evansville		3 1		
																		187	A	IUPUI		2 2		
																		189	H	Drexel		1 0		
LAST 10 GAMES																								
4	A	Akron		0 4		68	A	Western Mich.		1 2														
158	A	Appalachian St.		2 1		5	A	Syracuse		0 3														
156	A	Buffalo		1 2		187	A	IUPUI		2 2														
88	A	Wright St.		3 2		14	A	Ohio St.		1 2														
106	H	West Virginia		2 0		127	H	Northern Ill.		0 1														

Non-Div. I Games:

Bowling Green

Average RPI Win: 115		WON-LOST RECORD		WINNING PCT. RANK		LAST 10 GAMES		STRENGTH OF SCHEDULE		OPP. STRENGTH OF SCHEDULE		TEAM RPI		ADJ RPI		CONF. RPI		ADJ CONF. RPI	
DIV. I ONLY		8-9-1		.47222 118		5-5-0		86		88		97		.48853 99		10		10	
DIV. I NON-CONF.		4-4-1		.5 98		1-0-0		89		64		87		.49253 90		14		14	
TOTALS		RPI 1-25		RPI 26-50		W-L RECORDS		RPI 51-100		RPI 101-150		RPI 150+							
8-9-1		1-1-0		1-2-0		OVERALL		1-2-1		2-3-0		3-1-0							
4-4-0		1-0-0		1-1-0		HOME		0-2-0		0-1-0		2-0-0							
4-4-1		0-1-0		0-1-0		AWAY		1-0-1		2-1-0		1-1-0							
0-1-0		0-0-0		0-0-0		NEUTRAL		0-0-0		0-1-0		0-0-0							
4-4-1		1-1-0		0-0-0		NON-CONFERENCE		1-1-1		1-1-0		1-1-0							
2-2-0		1-0-0		0-0-0		HOME		0-1-0		0-1-0		1-0-0							
2-2-1		0-1-0		0-0-		AWAY		1-0-1		1-0-0		0-1-0							
0-0-0		0-0-0		0-0-0		NEUTRAL		0-0-0		0-0-0		0-0-0							
4-5-0		0-0-0		1-2-0		CONFERENCE		0-1-0		1-2-0		2-0-0							
2-2-0		0-0-0		1-1-0		HOME		0-1-0		0-0-0		1-0-0							
2-2-0		0-0-0		0-1-0		AWAY		0-0-0		1-1-0		1-0-0							
0-1-0		0-0-0		0-0-0		NEUTRAL		0-0-0		0-1-0		0-0-0							
RPI S	Opponent		Score		RPI S	Opponent		Score		RPI S	Opponent		Score						
10 A	Maryland		0 1		31 H	Boston U.		1 2		62 H	Colgate		0 1						
14 H	Ohio St.		3 0		41 A	American		0 3		65 H	Oakland		2 3						
					50 H	Lehigh		3 1		78 A	Penn St.		1 1						
										94 A	UMBC		1 0						

Non-Div. I Games:

Navy

Average RPI Win:	167	WON-LOST RECORD	WINNING PCT. RANK	LAST 10 GAMES	STRENGTH OF SCHEDULE	OPP. STRENGTH OF SCHEDULE	TEAM RPI	ADJ RPI	CONF. RPI	ADJ CONF. RPI		
Average RPI Loss:	131	14-6-1	.69048	18	8-2-0	186	195	83	.48802	100	22	23
DIV. I ONLY		5-3-0	.625	51	0-1-0	183	178	89	.4896	93	22	22
DIV. I NON-CONF.												
<hr/>												
TOTALS	RPI 1-25	RPI 26-50		W-L RECORDS		RPI 51-100		RPI 101-150		RPI 150+		
14-6-1	0-0-0	0-1-0		OVERALL		1-1-1		4-0-0		9-4-0		
5-3-1	0-0-0	0-0-0		HOME		0-0-1		1-0-0		4-3-0		
6-3-0	0-0-0	0-1-0		AWAY		0-1-0		2-0-0		4-1-0		
3-0-0	0-0-0	0-0-0		NEUTRAL		1-0-0		1-0-0		1-0-0		
5-3-0	0-0-0	0-1-0		NON-CONFERENCE		0-1-0		1-0-0		4-1-0		
3-1-0	0-0-0	0-0-0		HOME		0-0-0		1-0-0		2-1-0		
2-2-0	0-0-0	0-0-		AWAY		0-1-0		0-0-0		2-0-0		
0-0-0	0-0-0	0-0-0		NEUTRAL		0-0-0		0-0-0		0-0-0		
9-3-1	0-0-0	0-0-0		CONFERENCE		1-0-1		3-0-0		5-3-0		
2-2-1	0-0-0	0-0-0		HOME		0-0-1		0-0-0		2-2-0		
4-1-0	0-0-0	0-0-0		AWAY		0-0-0		2-0-0		2-1-0		
3-0-0	0-0-0	0-0-0		NEUTRAL		1-0-0		1-0-0		1-0-0		
RPI	S	Opponent	Score	RPI	S	Opponent	Score	RPI	S	Opponent	Score	
				26	A	Virginia	0 2	76	H	Monmouth	1 1	
								76	N	Monmouth	3 2	
								83	A	Temple	1 3	

Non-Div. I Games:

Rider

Average RPI Win: 138		WON-LOST RECORD		WINNING PCT. RANK		LAST 10 GAMES		STRENGTH OF SCHEDULE		OPP. STRENGTH OF SCHEDULE		TEAM RPI		ADJ RPI		CONF. RPI		ADJ CONF. RPI		
DIV. I ONLY		6-6-5		.5 101		3-4-3		83		133		106		.4856 101		15		14		
DIV. I NON-CONF.		3-3-4		.5 98		1-1-2		77		115		88		.49335 87		15		15		
TOTALS		RPI 1-25		RPI 26-50		W-L RECORDS		RPI 51-100		RPI 101-150		RPI 150+								
6-6-5		0-2-0		1-0-0		OVERALL		1-3-1		1-1-4		3-0-0								
4-0-2		0-0-0		1-0-0		HOME		0-0-1		1-0-1		2-0-0								
1-5-3		0-2-0		0-0-0		AWAY		0-2-0		0-1-3		1-0-0								
1-1-0		0-0-0		0-0-0		NEUTRAL		1-1-0		0-0-0		0-0-0								
3-3-4		0-2-0		0-0-0		NON-CONFERENCE		1-1-0		1-0-4		1-0-0								
2-0-1		0-0-0		0-0-0		HOME		0-0-0		1-0-1		1-0-0								
0-3-3		0-2-0		0-0-		AWAY		0-1-0		0-0-3		0-0-0								
1-0-0		0-0-0		0-0-0		NEUTRAL		1-0-0		0-0-0		0-0-0								
3-3-1		0-0-0		1-0-0		CONFERENCE		0-2-1		0-1-0		2-0-0								
2-0-1		0-0-0		1-0-0		HOME		0-0-1		0-0-0		1-0-0								
1-2-0		0-0-0		0-0-0		AWAY		0-1-0		0-1-0		1-0-0								
0-1-0		0-0-0		0-0-0		NEUTRAL		0-1-0		0-0-0		0-0-0								
RPI S	Opponent		Score		RPI S	Opponent		Score		RPI S	Opponent		Score		RPI S	Opponent		Score		
8 A	Creighton		0	4	38 H	SIUE		1	0	54 A	New Mexico		0	1	121 A	Bradley		0	4	
18 A	South Fla.		0	2						56 A	Drake		1	2	134 A	Omaha		2	2	
										70 H	Loyola Chicago		0	0	135 H	St. Mary's (CA)		1	0	
										70 N	Loyola Chicago		0	1	137 A	UMKC		0	0	
										85 N	Loyola Marymount		2	1	146 A	Oral Roberts		2	2	
															146 H	Oral Roberts		0	0	
															184 A	Evansville		4	2	
															190 H	Eastern Ill.		3	0	
															197 H	Central Ark.		3	0	
LAST 10 GAMES																				
					70 N	Loyola Chicago		0	1	121 A	Bradley		0	4						
					197 H	Central Ark.		3	0	70 H	Loyola Chicago		0	0						
					146 A	Oral Roberts		2	2	190 H	Eastern Ill.		3	0						
					134 A	Omaha		2	2	56 A	Drake		1	2						
					184 A	Evansville		4	2	8 A	Creighton		0	4						

Non-Div. I Games:

Missouri St.

Average RPI Win:	132	WON-LOST	WINNING	LAST 10	STRENGTH OF	OPP. STRENGTH	TEAM	ADJ	CONF.	ADJ CONF.	
Average RPI Loss:	88 <th>RECORD</th> <th>PCT. RANK</th> <th>GAMES</th> <th>SCHEDULE</th> <th>OF SCHEDULE</th> <th>RPI</th> <th>RPI</th> <th>RPI</th> <th>RPI</th>	RECORD	PCT. RANK	GAMES	SCHEDULE	OF SCHEDULE	RPI	RPI	RPI	RPI	
DIV. I ONLY	9-8-2	.52632	95	6-3-1	110	147	95	.48497	102	16	17
DIV. I NON-CONF.	4-4-0	.5	98	1-1-0	111	102	92	.48862	95	20	20
<hr/>											
TOTALS	RPI 1-25	RPI 26-50		W-L RECORDS		RPI 51-100		RPI 101-150		RPI 150+	
9-8-2	0-1-0	0-0-0		OVERALL		3-5-0		1-2-0		5-0-2	
3-3-2	0-0-0	0-0-0		HOME		1-1-0		0-2-0		2-0-2	
5-4-0	0-1-0	0-0-0		AWAY		2-3-0		1-0-0		2-0-0	
1-1-0	0-0-0	0-0-0		NEUTRAL		0-1-0		0-0-0		1-0-0	
<hr/>											
4-4-0	0-1-0	0-0-0		NON-CONFERENCE		1-2-0		1-1-0		2-0-0	
1-1-0	0-0-0	0-0-0		HOME		1-0-0		0-1-0		0-0-0	
2-3-0	0-1-0	0-0-		AWAY		0-2-0		1-0-0		1-0-0	
1-0-0	0-0-0	0-0-0		NEUTRAL		0-0-0		0-0-0		1-0-0	
<hr/>											
5-4-2	0-0-0	0-0-0		CONFERENCE		2-3-0		0-1-0		3-0-2	
2-2-2	0-0-0	0-0-0		HOME		0-1-0		0-1-0		2-0-2	
3-1-0	0-0-0	0-0-0		AWAY		2-1-0		0-0-0		1-0-0	
0-1-0	0-0-0	0-0-0		NEUTRAL		0-1-0		0-0-0		0-0-0	
<hr/>											
RPI S	Opponent	Score		RPI S	Opponent	Score		RPI S	Opponent	Score	
14 A	Ohio St.	0	1			51 A	Dayton 1 4	124 A	Pittsburgh	1	0
						65 A	Oakland 4 3	145 H	Robert Morris	1	4
						65 N	Oakland 0 1	148 H	Northern Ky.	1	2
						72 A	Ill.-Chicago 1 0	154 H	Detroit	1	1
						88 H	Wright St. 0 1	154 H	Detroit	1	0
						93 H	Cincinnati 3 1	157 A	Duquesne	1	0
						97 A	Valparaiso 0 1	165 A	Green Bay	1	0
						98 A	Bowling Green 0 3	167 N	Cornell	2	1
								171 H	Milwaukee	0	0
								191 H	Belmont	1	0
<hr/>											
LAST 10 GAMES											
	65 N Oakland	0	1	14 A	Ohio St.	0	1				
	154 H Detroit	1	0	191 H	Belmont	1	0				
	72 A Ill.-Chicago	1	0	124 A	Pittsburgh	1	0				
	165 A Green Bay	1	0	65 A	Oakland	4	3				
	171 H Milwaukee	0	0	148 H	Northern Ky.	1	2				

Non-Div. I Games:

Cleveland St.



**Non-Div. I Games:**

Gonzaga



Average RPI Win:		97	WON-LOST RECORD		WINNING PCT. RANK		LAST 10 GAMES		STRENGTH OF SCHEDULE		OPP. STRENGTH OF SCHEDULE		TEAM RPI		ADJ RPI		CONF. RPI		ADJ CONF. RPI	
Average RPI Loss:		64																		
DIV. I ONLY			5-11-4		.35 165		3-5-2		27		59		110		.48392 105		9		9	
DIV. I NON-CONF.			2-5-2		.33333 160		0-0-0		18		63		73		.51147 72		5		4	
TOTALS		RPI 1-25		RPI 26-50		W-L RECORDS		RPI 51-100		RPI 101-150		RPI 150+								
5-11-4		0-4-0		0-3-1		OVERALL		3-0-3		2-4-0		0-0-0								
3-2-3		0-1-0		0-1-1		HOME		2-0-2		1-0-0		0-0-0								
2-9-1		0-3-0		0-2-0		AWAY		1-0-1		1-4-0		0-0-0								
0-0-0		0-0-0		0-0-0		NEUTRAL		0-0-0		0-0-0		0-0-0								
2-5-2		0-3-0		0-0-0		NON-CONFERENCE		2-0-2		0-2-0		0-0-0								
2-0-1		0-0-0		0-0-0		HOME		2-0-1		0-0-0		0-0-0								
0-5-1		0-3-0		0-0-		AWAY		0-0-1		0-2-0		0-0-0								
0-0-0		0-0-0		0-0-0		NEUTRAL		0-0-0		0-0-0		0-0-0								
3-6-2		0-1-0		0-3-1		CONFERENCE		1-0-1		2-2-0		0-0-0								
1-2-2		0-1-0		0-1-1		HOME		0-0-1		1-0-0		0-0-0								
2-4-0		0-0-0		0-2-0		AWAY		1-0-0		1-2-0		0-0-0								
0-0-0		0-0-0		0-0-0		NEUTRAL		0-0-0		0-0-0		0-0-0								
RPI	S	Opponent		Score		RPI	S	Opponent		Score		RPI	S	Opponent		Score				
8	A	Creighton		0	4	37	A	Cal Poly		0	1	60	A	San Diego		1	1			
9	A	SMU		0	2	37	H	Cal Poly		1	1	67	A	CSUN		2	0			
15	A	UCLA		3	4	42	A	Cal St. Fullerton		0	3	67	H	CSUN		0	0			
16	H	UC Santa Barbara		1	3	42	H	Cal St. Fullerton		0	1	70	H	Loyola Chicago		1	0			
												82	H	San Diego St.		0	0			
												85	H	Loyola Marymount		4	1			
														134 A Omaha		0	1			
														139 A Sacramento St.		2	3			
														146 A Oral Roberts		1	2			
LAST 10 GAMES																				
						37	A	Cal Poly		0	1	42	A	Cal St. Fullerton		0	3			
						67	H	CSUN		0	0	132	H	UC Riverside		1	0			
						42	H	Cal St. Fullerton		0	1	113	A	UC Davis		1	2			
						67	A	CSUN		2	0	139	A	Sacramento St.		2	3			
						132	A	UC Riverside		5	1	37	H	Cal Poly		1	1			

Non-Div. I Games:

UC Irvine

[illegible]

**Non-Div. I Games:**

West Virginia

Average RPI Win:	167	WON-LOST	WINNING	LAST 10	STRENGTH OF	OPP. STRENGTH	TEAM	ADJ	CONF.	ADJ CONF.	
Average RPI Loss:	121	RECORD	PCT. RANK	GAMES	SCHEDULE	OF SCHEDULE	RPI	RPI	RPI	RPI	
DIV. I ONLY	11-5-4	.65	34	6-3-1	179	194	102	.48349	107	23	22
DIV. I NON-CONF.	5-3-3	.59091	65	0-1-0	185	166	110	.47054	112	24	24
<hr/>											
TOTALS	RPI 1-25	RPI 26-50		W-L RECORDS	RPI 51-100		RPI 101-150		RPI 150+		
11-5-4	0-0-0	0-0-1		OVERALL	0-1-1		4-4-1		7-0-1		
8-1-1	0-0-0	0-0-1		HOME	0-0-0		2-1-0		6-0-0		
2-3-3	0-0-0	0-0-0		AWAY	0-1-1		1-2-1		1-0-1		
1-1-0	0-0-0	0-0-0		NEUTRAL	0-0-0		1-1-0		0-0-0		
<hr/>											
5-3-3	0-0-0	0-0-1		NON-CONFERENCE	0-1-1		2-2-0		3-0-1		
4-1-1	0-0-0	0-0-1		HOME	0-0-0		1-1-0		3-0-0		
1-1-2	0-0-0	0-0-		AWAY	0-1-1		1-0-0		0-0-1		
0-1-0	0-0-0	0-0-0		NEUTRAL	0-0-0		0-1-0		0-0-0		
<hr/>											
6-2-1	0-0-0	0-0-0		CONFERENCE	0-0-0		2-2-1		4-0-0		
4-0-0	0-0-0	0-0-0		HOME	0-0-0		1-0-0		3-0-0		
1-2-1	0-0-0	0-0-0		AWAY	0-0-0		0-2-1		1-0-0		
1-0-0	0-0-0	0-0-0		NEUTRAL	0-0-0		1-0-0		0-0-0		
<hr/>											
RPI	S	Opponent	Score	RPI	S	Opponent	Score	RPI	S	Opponent	Score
				50	H	Lehigh	0 0	89	A	Hartwick	0 0
								95	A	Hartford	1 2
								106	H	West Virginia	2 3
								116	A	St. Francis Brooklyn	0 5
								118	H	George Washington	2 0
								129	A	Bucknell	3 1
								141	A	LIU Brooklyn	2 2
								141	A	LIU Brooklyn	0 1
								145	H	Robert Morris	1 0
								145	N	Robert Morris	2 1
								148	N	Northern Ky.	0 2
								157	H	Duquesne	1 0
								170	H	Bryant	1 0
								173	A	Central Conn. St.	3 1
								180	A	Loyola Maryland	0 0
								193	H	Fairleigh Dickinson	5 0
								200	H	Sacred Heart	6 1
								203	H	St. Bonaventure	1 0
								205	H	Niagara	2 0
<hr/>											
LAST 10 GAMES											
				141	A	LIU Brooklyn	2 2	170	H	Bryant	1 0
				145	N	Robert Morris	2 1	141	A	LIU Brooklyn	0 1
				145	H	Robert Morris	1 0	116	A	St. Francis Brooklyn	0 5
				173	A	Central Conn. St.	3 1	200	H	Sacred Heart	6 1
				193	H	Fairleigh Dickinson	5 0	106	H	West Virginia	2 3

Non-Div. I Games:

Saint Francis (PA)

Average RPI Win:		143	WON-LOST RECORD		WINNING PCT. RANK		LAST 10 GAMES		STRENGTH OF SCHEDULE		OPP. STRENGTH OF SCHEDULE		TEAM RPI		ADJ RPI		CONF. RPI		ADJ CONF. RPI					
DIV. I ONLY			7-6-6		.52632		95		3-3-4		95		139		104		.48345		108		13		13	
DIV. I NON-CONF.			3-2-2		.57143		70		0-0-0		145		140		121		.46633		117		19		18	
TOTALS		RPI 1-25		RPI 26-50		W-L RECORDS		RPI 51-100		RPI 101-150		RPI 150+												
7-6-6		0-3-0		0-0-1		OVERALL		0-1-2		5-1-3		2-1-0												
4-1-2		0-0-0		0-0-1		HOME		0-1-1		3-0-0		1-0-0												
3-4-3		0-2-0		0-0-0		AWAY		0-0-1		2-1-2		1-1-0												
0-1-1		0-1-0		0-0-0		NEUTRAL		0-0-0		0-0-1		0-0-0												
3-2-2		0-1-0		0-0-0		NON-CONFERENCE		0-1-1		1-0-1		2-0-0												
1-1-0		0-0-0		0-0-0		HOME		0-1-0		0-0-0		1-0-0												
2-1-2		0-1-0		0-0-		AWAY		0-0-1		1-0-1		1-0-0												
0-0-0		0-0-0		0-0-0		NEUTRAL		0-0-0		0-0-0		0-0-0												
4-4-4		0-2-0		0-0-1		CONFERENCE		0-0-1		4-1-2		0-1-0												
3-0-2		0-0-0		0-0-1		HOME		0-0-1		3-0-0		0-0-0												
1-3-1		0-1-0		0-0-0		AWAY		0-0-0		1-1-1		0-1-0												
0-1-1		0-1-0		0-0-0		NEUTRAL		0-0-0		0-0-1		0-0-0												
RPI	S	Opponent		Score		RPI	S	Opponent		Score		RPI	S	Opponent		Score								
12	A	Seattle		1 3		34	H	Utah Valley		0 0		67	A	CSUN		0 0								
12	N	Seattle		0 4								80	H	UNLV		1 1								
19	A	Denver		0 4								85	H	Loyola Marymount		2 3								
														113 A UC Davis		2 1								
														123 H Air Force		2 1								
														130 A Houston Baptist		4 2								
														130 N Houston Baptist		0 0								
														137 H UMKC		3 0								
														139 A Sacramento St.		1 1								
														142 A Incarnate Word		2 3								
														147 A San Jose St.		0 0								
														149 H Grand Canyon		2 1								
														151 A San Francisco		2 1								
														194 A UTRGV		0 3								
														198 H Pacific		2 0								
LAST 10 GAMES																								
12 N Seattle						0 4		137 H UMKC						3 0										
130 N Houston Baptist						0 0		123 H Air Force						2 1										
147 A San Jose St.						0 0		34 H Utah Valley						0 0										
194 A UTRGV						0 3		12 A Seattle						1 3										
130 A Houston Baptist						4 2		80 H UNLV						1 1										

**Non-Div. I Games:**

CSU Bakersfield

U  
C  
F

UCF

Average RPI Win:	106	WON-LOST	WINNING	LAST 10	STRENGTH OF	OPP. STRENGTH	TEAM	ADJ	CONF.	ADJ CONF.	
Average RPI Loss:	58	RECORD	PCT. RANK	GAMES	SCHEDULE	OF SCHEDULE	RPI	RPI	RPI	RPI	
DIV. I ONLY	5-9-3	.38235	153	1-7-2	59	21	112	.48162	110	1	1
DIV. I NON-CONF.	5-4-0	.55556	79	1-3-0	142	127	160	.434	160	1	1
<hr/>											
TOTALS	RPI 1-25	RPI 26-50		W-L RECORDS		RPI 51-100		RPI 101-150		RPI 150+	
5-9-3	0-4-2	1-1-0		OVERALL		2-2-0		1-1-1		1-1-0	
2-5-1	0-2-1	0-1-0		HOME		1-1-0		1-0-0		0-1-0	
3-4-2	0-2-1	1-0-0		AWAY		1-1-0		0-1-1		1-0-0	
0-0-0	0-0-0	0-0-0		NEUTRAL		0-0-0		0-0-0		0-0-0	
5-4-0	0-1-0	1-0-0		NON-CONFERENCE		2-1-0		1-1-0		1-1-0	
2-2-0	0-0-0	0-0-0		HOME		1-1-0		1-0-0		0-1-0	
3-2-0	0-1-0	1-0-		AWAY		1-0-0		0-1-0		1-0-0	
0-0-0	0-0-0	0-0-0		NEUTRAL		0-0-0		0-0-0		0-0-0	
0-5-3	0-3-2	0-1-0		CONFERENCE		0-1-0		0-0-1		0-0-0	
0-3-1	0-2-1	0-1-0		HOME		0-0-0		0-0-0		0-0-0	
0-2-2	0-1-1	0-0-0		AWAY		0-1-0		0-0-1		0-0-0	
0-0-0	0-0-0	0-0-0		NEUTRAL		0-0-0		0-0-0		0-0-0	
RPI	S	Opponent	Score	RPI	S	Opponent	Score	RPI	S	Opponent	Score
3	A	Clemson	0 2	26	H	Virginia	0 1	53	A	Duke	1 2
6	H	North Carolina	0 2	49	A	Xavier	3 1	79	H	Delaware	4 1
11	H	Notre Dame	0 0					86	H	UNCG	0 1
13	H	Boston College	1 4					93	A	Cincinnati	5 1
24	A	Louisville	1 1								
25	A	Charlotte	0 5								

Non-Div. I Games:

Virginia Tech

Average RPI Win: 110		WON-LOST	WINNING	LAST 10	STRENGTH OF		OPP. STRENGTH	TEAM	ADJ		CONF.	ADJ CONF.			
Average RPI Loss: 68		RECORD	PCT. RANK	GAMES	SCHEDULE		OF SCHEDULE	RPI	RPI		RPI	RPI			
DIV. I ONLY		7-8-3	.47222	118	5-4-1		107	87	111		8	8			
DIV. I NON-CONF.		4-4-2	.5	98	2-0-0		150	120	139		10	10			
TOTALS		RPI 1-25	RPI 26-50		W-L RECORDS		RPI 51-100		RPI 101-150		RPI 150+				
7-8-3		0-1-0	2-1-0		OVERALL		2-5-1		0-1-0		3-0-2				
5-2-3		0-0-0	1-1-0		HOME		2-1-1		0-0-0		2-0-2				
2-6-0		0-1-0	1-0-0		AWAY		0-4-0		0-1-0		1-0-0				
0-0-0		0-0-0	0-0-0		NEUTRAL		0-0-0		0-0-0		0-0-0				
4-4-2		0-1-0	1-1-0		NON-CONFERENCE		0-1-0		0-1-0		3-0-2				
2-1-2		0-0-0	0-1-0		HOME		0-0-0		0-0-0		2-0-2				
2-3-0		0-1-0	1-0-		AWAY		0-1-0		0-1-0		1-0-0				
0-0-0		0-0-0	0-0-0		NEUTRAL		0-0-0		0-0-0		0-0-0				
3-4-1		0-0-0	1-0-0		CONFERENCE		2-4-1		0-0-0		0-0-0				
3-1-1		0-0-0	1-0-0		HOME		2-1-1		0-0-0		0-0-0				
0-3-0		0-0-0	0-0-0		AWAY		0-3-0		0-0-0		0-0-0				
0-0-0		0-0-0	0-0-0		NEUTRAL		0-0-0		0-0-0		0-0-0				
RPI S	Opponent	Score		RPI S	Opponent	Score		RPI S	Opponent	Score		RPI S	Opponent	Score	
24 A	Louisville	1	3	32 A	Hofstra	3	0	52 A	New Hampshire	2	3	133 A	Iona	1	3
				40 H	Harvard	1	2	61 A	Villanova	1	2	156 H	Buffalo	1	1
				48 H	Albany (NY)	2	1	66 H	Binghamton	2	3	164 H	Marist	2	1
								66 H	Binghamton	2	1	173 H	Central Conn. St.	1	0
								71 A	UMass Lowell	0	2	193 A	Fairleigh Dickinson	2	1
								74 H	Vermont	1	1	200 H	Sacred Heart	0	0
								94 A	UMBC	0	3				
								95 H	Hartford	1	0				
LAST 10 GAMES															
				66 H	Binghamton	2	3	74 H	Vermont	1	1				
				94 A	UMBC	0	3	71 A	UMass Lowell	0	2				
				66 H	Binghamton	2	1	52 A	New Hampshire	2	3				
				32 A	Hofstra	3	0	48 H	Albany (NY)	2	1				
				95 H	Hartford	1	0	193 A	Fairleigh Dickinson	2	1				

Non-Div. I Games:

Stony Brook

Average RPI Win: 140		WON-LOST	WINNING	LAST 10	STRENGTH OF		OPP. STRENGTH	TEAM	ADJ		CONF.	ADJ CONF.			
Average RPI Loss: 76		RECORD	PCT. RANK	GAMES	SCHEDULE		OF SCHEDULE	RPI	RPI		RPI	RPI			
DIV. I ONLY		9-7-2	.55556	78	3-6-1		182	113	117	.47883	112	14	15		
DIV. I NON-CONF.		5-1-1	.78571	12	0-0-0		182	111	123	.4658	118	16	16		
TOTALS		RPI 1-25	RPI 26-50		W-L RECORDS		RPI 51-100		RPI 101-150		RPI 150+				
9-7-2		1-0-0	0-1-0		OVERALL		3-6-1		0-0-1		5-0-0				
5-2-1		1-0-0	0-0-0		HOME		1-2-1		0-0-0		3-0-0				
4-5-1		0-0-0	0-1-0		AWAY		2-4-0		0-0-1		2-0-0				
0-0-0		0-0-0	0-0-0		NEUTRAL		0-0-0		0-0-0		0-0-0				
5-1-1		1-0-0	0-1-0		NON-CONFERENCE		1-0-0		0-0-1		3-0-0				
3-0-0		1-0-0	0-0-0		HOME		0-0-0		0-0-0		2-0-0				
2-1-1		0-0-0	0-0-		AWAY		1-0-0		0-0-1		1-0-0				
0-0-0		0-0-0	0-0-0		NEUTRAL		0-0-0		0-0-0		0-0-0				
4-6-1		0-0-0	0-0-0		CONFERENCE		2-6-1		0-0-0		2-0-0				
2-2-1		0-0-0	0-0-0		HOME		1-2-1		0-0-0		1-0-0				
2-4-0		0-0-0	0-0-0		AWAY		1-4-0		0-0-0		1-0-0				
0-0-0		0-0-0	0-0-0		NEUTRAL		0-0-0		0-0-0		0-0-0				
RPI S	Opponent	Score		RPI S	Opponent	Score		RPI S	Opponent	Score		RPI S	Opponent	Score	
25 H	Charlotte	1	0	33 A	North Carolina St.	1	2	73 A	Mercer	1	2	136 A	Davidson	2	2
								73 H	Mercer	1	1	177 A	USC Upstate	2	1
								81 A	ETSU	2	3	182 H	Gardner-Webb	3	0
								81 A	ETSU	0	5	204 A	VMI	6	0
								81 H	ETSU	3	2	204 H	VMI	3	1
								86 A	UNCG	0	3	206 H	Presbyterian	3	1
								86 H	UNCG	1	2				
								90 A	Winthrop	3	0				
								91 A	Furman	3	1				
								91 H	Furman	1	2				
LAST 10 GAMES															
	81 A	ETSU	0	5		73 H	Mercer	1	1						
	204 A	VMI	6	0		86 H	UNCG	1	2						
	91 H	Furman	1	2		91 A	Furman	3	1						
	86 A	UNCG	0	3		204 H	VMI	3	1						
	81 A	ETSU	2	3		73 A	Mercer	1	2						

Non-Div. I Games:

Wofford



Average RPI Win:	119	WON-LOST RECORD	WINNING PCT. RANK	LAST 10 GAMES	STRENGTH OF SCHEDULE	OPP. STRENGTH OF SCHEDULE	TEAM RPI	ADJ RPI	CONF. RPI	ADJ CONF. RPI	
DIV. I ONLY		8-10-3	.45238 128	3-4-3	114	48	113	.47832 113	9	9	
DIV. I NON-CONF.		4-5-0	.44444 131	0-0-0	143	82	133	.45698 132	5	4	
<hr/>											
TOTALS	RPI 1-25	RPI 26-50		W-L RECORDS	RPI 51-100		RPI 101-150		RPI 150+		
8-10-3	0-4-0	1-3-1		OVERALL	1-0-1		4-3-1		2-0-0		
5-2-2	0-1-0	1-0-0		HOME	0-0-1		2-1-1		2-0-0		
3-8-1	0-3-0	0-3-1		AWAY	1-0-0		2-2-0		0-0-0		
0-0-0	0-0-0	0-0-0		NEUTRAL	0-0-0		0-0-0		0-0-0		
<hr/>											
4-5-0	0-1-0	0-2-0		NON-CONFERENCE	0-0-0		2-2-0		2-0-0		
3-1-0	0-0-0	0-0-0		HOME	0-0-0		1-1-0		2-0-0		
1-4-0	0-1-0	0-0-		AWAY	0-0-0		1-1-0		0-0-0		
0-0-0	0-0-0	0-0-0		NEUTRAL	0-0-0		0-0-0		0-0-0		
<hr/>											
4-5-3	0-3-0	1-1-1		CONFERENCE	1-0-1		2-1-1		0-0-0		
2-1-2	0-1-0	1-0-0		HOME	0-0-1		1-0-1		0-0-0		
2-4-1	0-2-0	0-1-1		AWAY	1-0-0		1-1-0		0-0-0		
0-0-0	0-0-0	0-0-0		NEUTRAL	0-0-0		0-0-0		0-0-0		
<hr/>											
RPI S	Opponent	Score	RPI S	Opponent	Score	RPI S	Opponent	Score	RPI S	Opponent	Score
12 A	Seattle	0 6	37 A	Cal Poly	0 0	67 A	CSUN	2 1	105 H	UC Irvine	2 1
16 A	UC Santa Barbara	0 1	37 H	Cal Poly	3 2	67 H	CSUN	1 1	108 H	CSU Bakersfield	1 2
16 A	UC Santa Barbara	1 2	39 A	California	1 2				128 H	Wisconsin	3 2
16 H	UC Santa Barbara	0 1	42 A	Cal St. Fullerton	0 1				132 A	UC Riverside	2 0
			47 A	Washington	0 3				135 A	St. Mary's (CA)	2 1
									139 A	Sacramento St.	0 1
									139 H	Sacramento St.	1 1
									147 A	San Jose St.	1 2
									151 H	San Francisco	3 1
									198 H	Pacific	6 0
<hr/>											
			LAST 10 GAMES								
	16 A UC Santa Barbara	0 1		16 A UC Santa Barbara	1 2						
	67 A CSUN	2 1		139 H Sacramento St.	1 1						
	16 H UC Santa Barbara	0 1		37 H Cal Poly	3 2						
	37 A Cal Poly	0 0		105 H UC Irvine	2 1						
	139 A Sacramento St.	0 1		67 H CSUN	1 1						

Non-Div. I Games:

UC Davis

[illegible]

**Non-Div. I Games:**

Col. of Charleston

Average RPI Win: 133		WON-LOST	WINNING	LAST 10	STRENGTH OF		OPP. STRENGTH	TEAM	ADJ	CONF.	ADJ CONF.
Average RPI Loss: 98		RECORD	PCT. RANK	GAMES	SCHEDULE		OF SCHEDULE	RPI	RPI	RPI	RPI
DIV. I ONLY		7-6-7	.525	100	2-3-5		118	137	114	.47522	115
DIV. I NON-CONF.		3-3-2	.5	98	0-1-1		155	85	126	.46401	121
TOTALS		RPI 1-25	RPI 26-50		W-L RECORDS		RPI 51-100		RPI 101-150		RPI 150+
7-6-7		0-0-2	1-1-0		OVERALL		1-2-3		1-2-1		4-1-1
3-3-3		0-0-1	0-0-0		HOME		1-1-1		1-1-0		1-1-1
3-3-3		0-0-1	0-1-0		AWAY		0-1-1		0-0-0		3-0-0
1-0-1		0-0-0	1-0-0		NEUTRAL		0-0-1		0-0-0		0-0-0
3-3-2		0-0-0	0-0-0		NON-CONFERENCE		1-2-1		1-1-1		1-0-0
3-1-0		0-0-0	0-0-0		HOME		1-1-0		1-0-0		1-0-0
0-2-2		0-0-0	0-0-		AWAY		0-1-1		0-1-1		0-0-0
0-0-0		0-0-0	0-0-0		NEUTRAL		0-0-0		0-0-0		0-0-0
4-3-5		0-0-2	1-1-0		CONFERENCE		0-0-2		0-1-0		3-1-1
0-2-3		0-0-1	0-0-0		HOME		0-0-1		0-1-0		0-1-1
3-1-1		0-0-1	0-1-0		AWAY		0-0-0		0-0-0		3-0-0
1-0-1		0-0-0	1-0-0		NEUTRAL		0-0-1		0-0-0		0-0-0
RPI S	Opponent	Score	RPI S	Opponent	Score	RPI S	Opponent	Score	RPI S	Opponent	Score
21 A	Coastal Caro.	1 1	30 A	Radford	1 2	51 H	Dayton	1 2	110 H	Virginia Tech	2 1
21 H	Coastal Caro.	0 0	30 N	Radford	4 3	63 A	UNCW	0 0	117 H	Campbell	0 1
						81 A	ETSU	0 2	122 A	George Mason	0 1
						86 H	UNCG	1 0	136 A	Davidson	1 1
						90 H	Winthrop	1 1	155 A	Longwood	2 1
						90 N	Winthrop	0 0	163 A	UNC Asheville	3 0
									182 A	Gardner-Webb	4 1
									188 H	Liberty	0 2
									204 H	VMI	1 0
									206 H	Presbyterian	0 0
LAST 10 GAMES											
90 N	Winthrop	0 0	21 H	Coastal Caro.	0 0						
30 N	Radford	4 3	182 A	Gardner-Webb	4 1						
21 A	Coastal Caro.	1 1	117 H	Campbell	0 1						
122 A	George Mason	0 1	90 H	Winthrop	1 1						
136 A	Davidson	1 1	30 A	Radford	1 2						

Non-Div. I Games: Laurel 10 0

High Point

Average RPI Win:	148	WON-LOST	WINNING	LAST 10	STRENGTH OF	OPP. STRENGTH	TEAM	ADJ	CONF.	ADJ CONF.	
Average RPI Loss:	162	RECORD	PCT. RANK	GAMES	SCHEDULE	OF SCHEDULE	RPI	RPI	RPI	RPI	
DIV. I ONLY	10-3-5	.69444	17	4-3-3	198	188	105	.47379	116	23	22
DIV. I NON-CONF.	7-1-2	.8	10	1-1-0	191	149	108	.47722	108	24	24
TOTALS	RPI 1-25	RPI 26-50	W-L RECORDS	RPI 51-100	RPI 101-150	RPI 150+					
10-3-5	0-0-0	1-0-1	OVERALL	1-0-0	2-2-1	6-1-3					
7-1-1	0-0-0	1-0-0	HOME	1-0-0	1-1-0	4-0-1					
3-2-4	0-0-0	0-0-1	AWAY	0-0-0	1-1-1	2-1-2					
0-0-0	0-0-0	0-0-0	NEUTRAL	0-0-0	0-0-0	0-0-0					
7-1-2	0-0-0	1-0-1	NON-CONFERENCE	1-0-0	1-0-0	4-1-1					
5-0-0	0-0-0	1-0-0	HOME	1-0-0	0-0-0	3-0-0					
2-1-2	0-0-0	0-1-	AWAY	0-0-0	1-0-0	1-1-1					
0-0-0	0-0-0	0-0-0	NEUTRAL	0-0-0	0-0-0	0-0-0					
3-2-3	0-0-0	0-0-0	CONFERENCE	0-0-0	1-2-1	2-0-2					
2-1-1	0-0-0	0-0-0	HOME	0-0-0	1-1-0	1-0-1					
1-1-2	0-0-0	0-0-0	AWAY	0-0-0	0-1-1	1-0-1					
0-0-0	0-0-0	0-0-0	NEUTRAL	0-0-0	0-0-0	0-0-0					
RPI S	Opponent	Score	RPI S	Opponent	Score	RPI S	Opponent	Score	RPI S	Opponent	Score
35 A	UConn	0 0	71 H	UMass Lowell	3 0	107 H	Saint Francis (PA)	5 0	119 A	Rhode Island	2 0
48 H	Albany (NY)	1 0				141 A	LIU Brooklyn	0 1	141 A	LIU Brooklyn	1 1
						145 H	Robert Morris	0 1	161 H	Lafayette	1 0
						169 A	Saint Peter's	1 1	170 H	Bryant	0 0
						173 A	Central Conn. St.	1 0	192 H	Saint Joseph's	2 0
						193 A	Fairleigh Dickinson	1 1	199 A	NJIT	2 3
						200 H	Sacred Heart	3 0	202 A	Howard	5 0
						203 H	St. Bonaventure	3 0			
LAST 10 GAMES											
141 A	LIU Brooklyn	1 1	107 H	Saint Francis (PA)	5 0	141 A	LIU Brooklyn	0 1	173 A	Central Conn. St.	1 0
141 A	LIU Brooklyn	0 1	170 H	Bryant	0 0	193 A	Fairleigh Dickinson	1 1	199 A	NJIT	2 3
193 A	Fairleigh Dickinson	1 1	48 H	Albany (NY)	1 0	200 H	Sacred Heart	3 0			
200 H	Sacred Heart	3 0									
145 H	Robert Morris	0 1									

Non-Div. I Games:

St. Francis Brooklyn

Average RPI Win: 175		WON-LOST	WINNING	LAST 10	STRENGTH OF		OPP. STRENGTH	TEAM	ADJ	CONF.	ADJ CONF.
Average RPI Loss: 68		RECORD	PCT. RANK	GAMES	SCHEDULE		OF SCHEDULE	RPI	RPI	RPI	RPI
DIV. I ONLY		10-9-0	.52632	95	6-4-0		173	156	119	.47347	117
DIV. I NON-CONF.		4-4-0	.5	98	0-1-0		153	93	109	.47937	105
TOTALS		RPI 1-25	RPI 26-50		W-L RECORDS		RPI 51-100		RPI 101-150		RPI 150+
10-9-0	0-3-0	0-1-0		OVERALL		0-3-0		1-1-0		9-1-0	
5-3-0	0-1-0	0-1-0		HOME		0-0-0		0-0-0		5-1-0	
4-4-0	0-1-0	0-0-0		AWAY		0-2-0		1-1-0		3-0-0	
1-2-0	0-1-0	0-0-0		NEUTRAL		0-1-0		0-0-0		1-0-0	
4-4-0	0-2-0	0-0-0		NON-CONFERENCE		0-1-0		0-1-0		4-0-0	
2-1-0	0-1-0	0-0-0		HOME		0-0-0		0-0-0		2-0-0	
1-2-0	0-0-0	0-0-0		AWAY		0-1-0		0-1-0		1-0-0	
1-1-0	0-1-0	0-0-0		NEUTRAL		0-0-0		0-0-0		1-0-0	
6-5-0	0-1-0	0-1-0		CONFERENCE		0-2-0		1-0-0		5-1-0	
3-2-0	0-0-0	0-1-0		HOME		0-0-0		0-0-0		3-1-0	
3-2-0	0-1-0	0-0-0		AWAY		0-1-0		1-0-0		2-0-0	
0-1-0	0-0-0	0-0-0		NEUTRAL		0-1-0		0-0-0		0-0-0	
RPI S	Opponent	Score	RPI S	Opponent	Score	RPI S	Opponent	Score	RPI S	Opponent	Score
6 H	North Carolina	1 6	30 H	Radford	0 2	63 A	UNCW	2 6	115 A	High Point	1 0
21 A	Coastal Caro.	1 2				90 A	Winthrop	1 4	136 A	Davidson	1 2
23 N	Elon	0 2				90 N	Winthrop	0 4	155 H	Longwood	1 2
									155 H	Longwood	3 2
									163 A	UNC Asheville	1 0
									174 N	Lipscomb	3 2
									179 H	Stetson	1 0
									182 H	Gardner-Webb	4 2
									188 H	Liberty	2 1
									191 A	Belmont	3 2
									195 H	Jacksonville	4 3
									206 A	Presbyterian	3 1
LAST 10 GAMES											
	90 N	Winthrop	0 4		90 A	Winthrop	1 4				
	155 H	Longwood	3 2		115 A	High Point	1 0				
	21 A	Coastal Caro.	1 2		206 A	Presbyterian	3 1				
	163 A	UNC Asheville	1 0		6 H	North Carolina	1 6				
	188 H	Liberty	2 1		182 H	Gardner-Webb	4 2				

Non-Div. I Games:

Campbell

Average RPI Win:	147	WON-LOST	WINNING	LAST 10	STRENGTH OF	OPP. STRENGTH	TEAM	ADJ	CONF.	ADJ CONF.	
Average RPI Loss:	98	RECORD	PCT. RANK	GAMES	SCHEDULE	OF SCHEDULE	RPI	RPI	RPI	RPI	
DIV. I ONLY	10-8-0	.55556	78	7-3-0	192	155	120	.471	118	19	19
DIV. I NON-CONF.	4-5-0	.44444	131	1-0-0	112	169	85	.4979	83	13	13
TOTALS	RPI 1-25	RPI 26-50	W-L RECORDS	RPI 51-100	RPI 101-150	RPI 150+					
10-8-0	0-0-0	0-2-0	OVERALL	2-3-0	3-2-0	5-1-0					
5-3-0	0-0-0	0-0-0	HOME	0-1-0	2-1-0	3-1-0					
4-3-0	0-0-0	0-1-0	AWAY	2-1-0	1-1-0	1-0-0					
1-2-0	0-0-0	0-1-0	NEUTRAL	0-1-0	0-0-0	1-0-0					
4-5-0	0-0-0	0-2-0	NON-CONFERENCE	0-2-0	1-1-0	3-0-0					
3-1-0	0-0-0	0-0-0	HOME	0-1-0	1-0-0	2-0-0					
0-3-0	0-0-0	0-0-	AWAY	0-1-0	0-1-0	0-0-0					
1-1-0	0-0-0	0-1-0	NEUTRAL	0-0-0	0-0-0	1-0-0					
6-3-0	0-0-0	0-0-0	CONFERENCE	2-1-0	2-1-0	2-1-0					
2-2-0	0-0-0	0-0-0	HOME	0-0-0	1-1-0	1-1-0					
4-0-0	0-0-0	0-0-0	AWAY	2-0-0	1-0-0	1-0-0					
0-1-0	0-0-0	0-0-0	NEUTRAL	0-1-0	0-0-0	0-0-0					
RPI S Opponent	Score	RPI S Opponent	Score	RPI S Opponent	Score	RPI S Opponent	Score				
		41 N American	1 2	82 A San Diego St.	0 3	107 A Saint Francis (PA)	0 2				
		42 A Cal St. Fullerton	0 3	86 A Saint Louis	1 0	119 H Rhode Island	0 1				
				92 A VCU	1 0	122 H George Mason	1 0				
				92 N VCU	0 4	136 A Davidson	2 1				
				94 H UMBC	2 3	145 H Robert Morris	4 1				
						155 H Longwood	2 0				
						162 H Massachusetts	2 0				
						180 H Loyola Maryland	1 0				
						192 A Saint Joseph's	1 0				
						202 N Howard	3 1				
						203 H St. Bonaventure	1 2				
LAST 10 GAMES											
		92 N VCU	0 4	119 H Rhode Island	0 1						
		86 A Saint Louis	1 0	155 H Longwood	2 0						
		162 H Massachusetts	2 0	122 H George Mason	1 0						
		92 A VCU	1 0	192 A Saint Joseph's	1 0						
		203 H St. Bonaventure	1 2	136 A Davidson	2 1						

Non-Div. I Games:

George Washington

Rhode Island

Rhode Island

Average RPI Win: 114		WON-LOST	WINNING	LAST 10	STRENGTH OF	OPP. STRENGTH	TEAM	ADJ	CONF.	ADJ CONF.					
Average RPI Loss: 65		RECORD	PCT. RANK	GAMES	SCHEDULE	OF SCHEDULE	RPI	RPI	RPI	RPI					
DIV. I ONLY		5-13-1	.28947	177	4-5-1	36	80	135	.46847	120	6	6			
DIV. I NON-CONF.		1-8-0	.11111	196	0-1-0	49	123	118	.46872	115	7	7			
<hr/>															
TOTALS		RPI 1-25	RPI 26-50		W-L RECORDS		RPI 51-100		RPI 101-150		RPI 150+				
5-13-1		0-3-0	1-2-0		OVERALL		1-5-1		2-3-0		1-0-0				
3-6-0		0-1-0	0-1-0		HOME		1-2-0		2-2-0		0-0-0				
2-6-1		0-1-0	1-1-0		AWAY		0-3-1		0-1-0		1-0-0				
0-1-0		0-1-0	0-0-0		NEUTRAL		0-0-0		0-0-0		0-0-0				
1-8-0		0-1-0	0-0-0		NON-CONFERENCE		0-5-0		1-2-0		0-0-0				
1-3-0		0-0-0	0-0-0		HOME		0-2-0		1-1-0		0-0-0				
0-4-0		0-0-0	0-0-		AWAY		0-3-0		0-1-0		0-0-0				
0-1-0		0-1-0	0-0-0		NEUTRAL		0-0-0		0-0-0		0-0-0				
4-5-1		0-2-0	1-2-0		CONFERENCE		1-0-1		1-1-0		1-0-0				
2-3-0		0-1-0	0-1-0		HOME		1-0-0		1-1-0		0-0-0				
2-2-1		0-1-0	1-1-0		AWAY		0-0-1		0-0-0		1-0-0				
0-0-0		0-0-0	0-0-0		NEUTRAL		0-0-0		0-0-0		0-0-0				
RPI	S	Opponent	Score	RPI	S	Opponent	Score	RPI	S	Opponent	Score				
7	H	Georgetown	0 1	43	A	Butler	1 0	53	A	Duke	0 1	121	A	Bradley	0 1
8	A	Creighton	0 1	49	A	Xavier	1 2	55	H	Northwestern	1 2	134	H	Omaha	2 3
23	N	Elon	0 4	49	H	Xavier	0 1	56	A	Drake	2 3	138	H	Marquette	3 0
								59	A	Providence	0 0	140	H	Fordham	4 0
								61	H	Villanova	3 2	143	H	St. John's (NY)	0 2
								70	A	Loyola Chicago	0 3	186	A	Seton Hall	3 2
								72	H	Ill.-Chicago	0 1				
<hr/>															
				LAST 10 GAMES											
49 A Xavier				1	2	7 H Georgetown				0	1				
138 H Marquette				3	0	186 A Seton Hall				3	2				
143 H St. John's (NY)				0	2	61 H Villanova				3	2				
43 A Butler				1	0	55 H Northwestern				1	2				
59 A Providence				0	0	8 A Creighton				0	1				

Non-Div. I Games:

DePaul



Average RPI Win: 139		WON-LOST	WINNING	LAST 10	STRENGTH OF		OPP. STRENGTH	TEAM	ADJ		CONF.	ADJ CONF.	
Average RPI Loss: 87		RECORD	PCT. RANK	GAMES	SCHEDULE		OF SCHEDULE	RPI	RPI		RPI	RPI	
DIV. I ONLY		7-10-1	.41667	143	3-6-1		98	151	131	.4683	121	15	14
DIV. I NON-CONF.		3-8-0	.27273	173	0-4-0		104	144	122	.46317	122	15	15
TOTALS		RPI 1-25	RPI 26-50		W-L RECORDS		RPI 51-100		RPI 101-150		RPI 150+		
7-10-1	0-0-0	0-2-0		OVERALL		1-4-1		3-3-0		3-1-0			
5-4-0	0-0-0	0-1-0		HOME		1-1-0		3-2-0		1-0-0			
2-4-1	0-0-0	0-1-0		AWAY		0-1-1		0-1-0		2-1-0			
0-2-0	0-0-0	0-0-0		NEUTRAL		0-2-0		0-0-0		0-0-0			
3-8-0	0-0-0	0-1-0		NON-CONFERENCE		0-3-0		2-3-0		1-1-0			
3-3-0	0-0-0	0-0-0		HOME		0-1-0		2-2-0		1-0-0			
0-4-0	0-0-0	0-0-		AWAY		0-1-0		0-1-0		0-1-0			
0-1-0	0-0-0	0-0-0		NEUTRAL		0-1-0		0-0-0		0-0-0			
4-2-1	0-0-0	0-1-0		CONFERENCE		1-1-1		1-0-0		2-0-0			
2-1-0	0-0-0	0-1-0		HOME		1-0-0		1-0-0		0-0-0			
2-0-1	0-0-0	0-0-0		AWAY		0-0-1		0-0-0		2-0-0			
0-1-0	0-0-0	0-0-0		NEUTRAL		0-1-0		0-0-0		0-0-0			
RPI S	Opponent	Score	RPI S	Opponent	Score	RPI S	Opponent	Score	RPI S	Opponent	Score		
			34 A	Utah Valley	1 4	56 A	Drake	1 1	101 H	Missouri St.	4 0		
			38 H	SIUE	1 2	56 N	Drake	0 1	104 H	Gonzaga	0 2		
						68 H	Western Mich.	0 1	120 H	DePaul	1 0		
						70 H	Loyola Chicago	1 0	123 H	Air Force	0 1		
						72 A	Ill.-Chicago	0 2	130 H	Houston Baptist	1 0		
						80 N	UNLV	1 4	134 A	Omaha	2 3		
									160 A	Western Ill.	0 1		
									171 H	Milwaukee	1 0		
									184 A	Evansville	5 1		
									197 A	Central Ark.	3 2		
LAST 10 GAMES													
			56 N	Drake	0 1	101 H	Missouri St.	4 0					
			56 A	Drake	1 1	184 A	Evansville	5 1					
			68 H	Western Mich.	0 1	160 A	Western Ill.	0 1					
			38 H	SIUE	1 2	104 H	Gonzaga	0 2					
			197 A	Central Ark.	3 2	123 H	Air Force	0 1					

Non-Div. I Games:

Bradley

Average RPI Win:	151	WON-LOST	WINNING	LAST 10	STRENGTH OF	OPP. STRENGTH	TEAM	ADJ	CONF.	ADJ CONF.		
Average RPI Loss:	74	RECORD	PCT. RANK	GAMES	SCHEDULE	OF SCHEDULE	RPI	RPI	RPI	RPI		
DIV. I ONLY		7-7-3	.5	101	4-3-3	132	138	118	.46807	122	19	19
DIV. I NON-CONF.		4-5-0	.44444	131	1-1-0	101	107	98	.48714	97	13	13
<hr/>												
TOTALS	RPI 1-25	RPI 26-50		W-L RECORDS		RPI 51-100		RPI 101-150		RPI 150+		
7-7-3	0-0-0	0-4-0		OVERALL		0-1-2		4-1-0		3-1-1		
4-4-2	0-0-0	0-3-0		HOME		0-0-2		2-0-0		2-1-0		
3-3-1	0-0-0	0-1-0		AWAY		0-1-0		2-1-0		1-0-1		
0-0-0	0-0-0	0-0-0		NEUTRAL		0-0-0		0-0-0		0-0-0		
<hr/>												
4-5-0	0-0-0	0-4-0		NON-CONFERENCE		0-1-0		1-0-0		3-0-0		
3-3-0	0-0-0	0-3-0		HOME		0-0-0		1-0-0		2-0-0		
1-2-0	0-0-0	0-0-		AWAY		0-1-0		0-0-0		1-0-0		
0-0-0	0-0-0	0-0-0		NEUTRAL		0-0-0		0-0-0		0-0-0		
<hr/>												
3-2-3	0-0-0	0-0-0		CONFERENCE		0-0-2		3-1-0		0-1-1		
1-1-2	0-0-0	0-0-0		HOME		0-0-2		1-0-0		0-1-0		
2-1-1	0-0-0	0-0-0		AWAY		0-0-0		2-1-0		0-0-1		
0-0-0	0-0-0	0-0-0		NEUTRAL		0-0-0		0-0-0		0-0-0		
<hr/>												
RPI S	Opponent	Score	RPI S	Opponent	Score	RPI S	Opponent	Score	RPI S	Opponent	Score	
			26 A	Virginia	1 2	51 H	Dayton	1 1	115 H	High Point	1 0	
			32 H	Hofstra	1 2	92 H	VCU	1 1	118 A	George Washington	0 1	
			41 H	American	1 3	94 A	UMBC	0 2	119 H	Rhode Island	2 1	
			48 H	Albany (NY)	0 2				136 A	Davidson	1 0	
									140 A	Fordham	5 1	
									155 A	Longwood	1 0	
									157 H	Duquesne	1 3	
									192 A	Saint Joseph's	1 1	
									193 H	Fairleigh Dickinson	1 0	
									202 H	Howard	5 1	
<hr/>												
LAST 10 GAMES												
			119 H	Rhode Island	2 1	51 H	Dayton	1 1				
			136 A	Davidson	1 0	118 A	George Washington	0 1				
			140 A	Fordham	5 1	92 H	VCU	1 1				
			157 H	Duquesne	1 3	94 A	UMBC	0 2				
			192 A	Saint Joseph's	1 1	155 A	Longwood	1 0				

**Non-Div. I Games:**

George Mason

Average RPI Win:	143	WON-LOST	WINNING	LAST 10	STRENGTH OF	OPP. STRENGTH	TEAM	ADJ	CONF.	ADJ CONF.	
Average RPI Loss:	83	RECORD	PCT. RANK	GAMES	SCHEDULE	OF SCHEDULE	RPI	RPI	RPI	RPI	
DIV. I ONLY	7-9-1	.44118	138	4-5-1	126	125	130	.46796	123	13	13
DIV. I NON-CONF.	3-4-0	.42857	141	0-0-0	146	107	140	.45454	138	19	18
TOTALS	RPI 1-25	RPI 26-50	W-L RECORDS	RPI 51-100	RPI 101-150	RPI 150+					
7-9-1	0-1-0	0-2-0	OVERALL	1-2-0	4-3-1	2-1-0					
5-1-0	0-0-0	0-0-0	HOME	1-0-0	3-1-0	1-0-0					
2-7-1	0-1-0	0-2-0	AWAY	0-1-0	1-2-1	1-1-0					
0-1-0	0-0-0	0-0-0	NEUTRAL	0-1-0	0-0-0	0-0-0					
3-4-0	0-0-0	0-1-0	NON-CONFERENCE	0-2-0	2-0-0	1-1-0					
1-0-0	0-0-0	0-0-0	HOME	0-0-0	1-0-0	0-0-0					
2-3-0	0-0-0	0-0-	AWAY	0-1-0	1-0-0	1-1-0					
0-1-0	0-0-0	0-0-0	NEUTRAL	0-1-0	0-0-0	0-0-0					
4-5-1	0-1-0	0-1-0	CONFERENCE	1-0-0	2-3-1	1-0-0					
4-1-0	0-0-0	0-0-0	HOME	1-0-0	2-1-0	1-0-0					
0-4-1	0-1-0	0-1-0	AWAY	0-0-0	0-2-1	0-0-0					
0-0-0	0-0-0	0-0-0	NEUTRAL	0-0-0	0-0-0	0-0-0					
RPI S Opponent	Score	RPI S Opponent	Score	RPI S Opponent	Score	RPI S Opponent	Score				
12 A Seattle	0 2	34 A Utah Valley	1 2	56 N Drake	1 2	108 A CSU Bakersfield	1 2				
		37 A Cal Poly	0 1	62 A Colgate	2 3	121 A Bradley	1 0				
				80 H UNLV	2 1	130 H Houston Baptist	1 2				
						131 H Army West Point	1 0				
						137 A UMKC	0 1				
						142 H Incarnate Word	1 0				
						147 A San Jose St.	1 1				
						149 H Grand Canyon	3 2				
						167 A Cornell	1 2				
						184 A Evansville	2 1				
						194 H UTRGV	1 0				
LAST 10 GAMES											
137 A UMKC	0 1	130 H Houston Baptist	1 2								
80 H UNLV	2 1	194 H UTRGV	1 0								
149 H Grand Canyon	3 2	142 H Incarnate Word	1 0								
147 A San Jose St.	1 1	12 A Seattle	0 2								
108 A CSU Bakersfield	1 2	34 A Utah Valley	1 2								

Non-Div. I Games:

Air Force

Average RPI Win: 152		WON-LOST	WINNING	LAST 10	STRENGTH OF	OPP. STRENGTH	TEAM	ADJ	CONF.	ADJ CONF.				
Average RPI Loss: 29		RECORD	PCT. RANK	GAMES	SCHEDULE	OF SCHEDULE	RPI	RPI	RPI	RPI				
DIV. I ONLY		5-9-3	.38235	153	1-7-2	85	37	129	.46792	124	1	1		
DIV. I NON-CONF.		5-2-2	.66667	37	1-2-1	192	183	188	.39778	185	1	1		
<hr/>														
TOTALS		RPI 1-25		RPI 26-50		W-L RECORDS		RPI 51-100		RPI 101-150		RPI 150+		
5-9-3		0-5-0		1-2-0		OVERALL		0-1-0		1-1-1		3-0-2		
4-5-2		0-2-0		0-1-0		HOME		0-1-0		1-1-1		3-0-1		
1-4-1		0-3-0		1-1-0		AWAY		0-0-0		0-0-0		0-0-1		
0-0-0		0-0-0		0-0-0		NEUTRAL		0-0-0		0-0-0		0-0-0		
5-2-2		0-0-0		1-1-0		NON-CONFERENCE		0-0-0		1-1-0		3-0-2		
4-2-1		0-0-0		0-1-0		HOME		0-0-0		1-1-0		3-0-1		
1-0-1		0-0-0		1-0-		AWAY		0-0-0		0-0-0		0-0-1		
0-0-0		0-0-0		0-0-0		NEUTRAL		0-0-0		0-0-0		0-0-0		
0-7-1		0-5-0		0-1-0		CONFERENCE		0-1-0		0-0-1		0-0-0		
0-3-1		0-2-0		0-0-0		HOME		0-1-0		0-0-1		0-0-0		
0-4-0		0-3-0		0-1-0		AWAY		0-0-0		0-0-0		0-0-0		
0-0-0		0-0-0		0-0-0		NEUTRAL		0-0-0		0-0-0		0-0-0		
RPI	S	Opponent		Score	RPI	S	Opponent		Score	RPI	S	Opponent		Score
1	H	Wake Forest		0 4	26	A	Virginia		1 3	53	H	Duke		0 1
5	A	Syracuse		0 5	40	H	Harvard		2 3					
6	H	North Carolina		0 2	50	A	Lehigh		3 0					
11	A	Notre Dame		0 5										
13	A	Boston College		0 2										
										</				

Non-Div. I Games:

Pittsburgh

Average RPI Win: 140		WON-LOST	WINNING	LAST 10	STRENGTH OF		OPP. STRENGTH	TEAM	ADJ		CONF.	ADJ CONF.			
Average RPI Loss: 68		RECORD	PCT. RANK	GAMES	SCHEDULE		OF SCHEDULE	RPI	RPI		RPI	RPI			
DIV. I ONLY		6-8-4	.44444	132	3-5-2		119	93	132		.46791	125			
DIV. I NON-CONF.		3-4-2	.44444	131	1-1-0		127	86	132		.45753	131			
TOTALS		RPI 1-25	RPI 26-50		W-L RECORDS		RPI 51-100		RPI 101-150		RPI 150+				
6-8-4		0-1-0	1-2-0		OVERALL		1-4-2		0-0-2		4-1-0				
2-4-2		0-0-0	0-1-0		HOME		0-2-1		0-0-1		2-1-0				
4-4-2		0-1-0	1-1-0		AWAY		1-2-1		0-0-1		2-0-0				
0-0-0		0-0-0	0-0-0		NEUTRAL		0-0-0		0-0-0		0-0-0				
3-4-2		0-1-0	0-0-0		NON-CONFERENCE		1-2-2		0-0-0		2-1-0				
1-2-1		0-0-0	0-0-0		HOME		0-1-1		0-0-0		1-1-0				
2-2-1		0-1-0	0-0-		AWAY		1-1-1		0-0-0		1-0-0				
0-0-0		0-0-0	0-0-0		NEUTRAL		0-0-0		0-0-0		0-0-0				
3-4-2		0-0-0	1-2-0		CONFERENCE		0-2-0		0-0-2		2-0-0				
1-2-1		0-0-0	0-1-0		HOME		0-1-0		0-0-1		1-0-0				
2-2-1		0-0-0	1-1-0		AWAY		0-1-0		0-0-1		1-0-0				
0-0-0		0-0-0	0-0-0		NEUTRAL		0-0-0		0-0-0		0-0-0				
RPI S	Opponent	Score		RPI S	Opponent	Score		RPI S	Opponent	Score		RPI S	Opponent	Score	
20 A	Dartmouth	0	1	31 A	Boston U.	1	2	53 A	Duke	1	0	129 A	Bucknell	1	1
				41 H	American	0	1	58 A	Brown	0	1	131 H	Army West Point	1	1
				50 A	Lehigh	1	0	59 H	Providence	1	1	153 H	Northeastern	0	1
								62 A	Colgate	0	2	161 H	Lafayette	1	0
								76 H	Monmouth	0	1	180 A	Loyola Maryland	2	0
								95 A	Hartford	0	0	196 A	Quinnipiac	3	1
								99 H	Navy	0	1	200 H	Sacred Heart	5	0
LAST 10 GAMES															
	180 A	Loyola Maryland	2	0		62 A	Colgate	0	2						
	41 H	American	0	1		53 A	Duke	1	0						
	31 A	Boston U.	1	2		99 H	Navy	0	1						
	161 H	Lafayette	1	0		131 H	Army West Point	1	1						
	153 H	Northeastern	0	1		129 A	Bucknell	1	1						

Non-Div. I Games:

Holy Cross

U  
A  
B

UAB

Average RPI Win:		163	WON-LOST RECORD		WINNING PCT. RANK		LAST 10 GAMES		STRENGTH OF SCHEDULE		OPP. STRENGTH OF SCHEDULE		TEAM RPI		ADJ RPI		CONF. RPI		ADJ CONF. RPI								
DIV. I ONLY			7-7-1		.5 101		3-6-1		165		109		127		.46765 127		7 7										
DIV. I NON-CONF.			6-4-0		.6 59		2-3-0		186		142		156		.43916 155		12 12										
TOTALS		RPI 1-25		RPI 26-50		W-L RECORDS		RPI 51-100		RPI 101-150		RPI 150+															
7-7-1		0-2-0		0-0-0		OVERALL		1-2-0		1-2-0		5-1-1															
4-3-1		0-0-0		0-0-0		HOME		0-2-0		0-0-0		4-1-1															
3-3-0		0-2-0		0-0-0		AWAY		1-0-0		1-1-0		1-0-0															
0-1-0		0-0-0		0-0-0		NEUTRAL		0-0-0		0-1-0		0-0-0															
6-4-0		0-1-0		0-0-0		NON-CONFERENCE		0-1-0		1-1-0		5-1-0															
4-2-0		0-0-0		0-0-0		HOME		0-1-0		0-0-0		4-1-0															
2-1-0		0-1-0		0-0-		AWAY		0-0-0		1-0-0		1-0-0															
0-1-0		0-0-0		0-0-0		NEUTRAL		0-0-0		0-1-0		0-0-0															
1-3-1		0-1-0		0-0-0		CONFERENCE		1-1-0		0-1-0		0-0-1															
0-1-1		0-0-0		0-0-0		HOME		0-1-0		0-0-0		0-0-1															
1-2-0		0-1-0		0-0-0		AWAY		1-0-0		0-1-0		0-0-0															
0-0-0		0-0-0		0-0-0		NEUTRAL		0-0-0		0-0-0		0-0-0															
RPI	S	Opponent		Score		RPI	S	Opponent		Score		RPI	S	Opponent		Score											
4	A	Akron		0 4								68	H	Western Mich.		0 1		106	A	West Virginia		2 3					
8	A	Creighton		0 2								70	H	Loyola Chicago		0 1		114	N	Col. of Charleston		1 3					
												98	A	Bowling Green		1 0		138	A	Marquette		3 2					
																		156	H	Buffalo		1 1					
																		165	H	Green Bay		1 0					
																		171	H	Milwaukee		1 2					
																		179	H	Stetson		1 0					
																		183	H	Fla. Atlantic		1 0					
																		187	H	IUPUI		2 0					
																		190	A	Eastern Ill.		3 2					
						LAST 10 GAMES																					
						106 A West Virginia						2 3		187 H IUPUI						2 0							
						68 H Western Mich.						0 1		171 H Milwaukee						1 2							
						156 H Buffalo						1 1		98 A Bowling Green						1 0							
						70 H Loyola Chicago						0 1		190 A Eastern Ill.						3 2							
						4 A Akron						0 4		8 A Creighton						0 2							

Non-Div. I Games:

Northern Ill.

Average RPI Win:	97	WON-LOST	WINNING	LAST 10	STRENGTH OF	OPP. STRENGTH	TEAM	ADJ	CONF.	ADJ CONF.	
Average RPI Loss:	59	RECORD	PCT. RANK	GAMES	SCHEDULE	OF SCHEDULE	RPI	RPI	RPI	RPI	
DIV. I ONLY	5-11-3	.34211	168	3-4-3	51	49	128	.46762	128	3	3
DIV. I NON-CONF.	3-7-0	.3	167	2-1-0	102	132	153	.43571	158	2	2
<hr/>											
TOTALS	RPI 1-25	RPI 26-50		W-L RECORDS		RPI 51-100		RPI 101-150		RPI 150+	
5-11-3	0-4-0	1-4-1		OVERALL		2-0-2		1-2-0		1-1-0	
1-6-2	0-1-0	0-3-0		HOME		1-0-2		0-1-0		0-1-0	
4-5-1	0-3-0	1-1-1		AWAY		1-0-0		1-1-0		1-0-0	
0-0-0	0-0-0	0-0-0		NEUTRAL		0-0-0		0-0-0		0-0-0	
3-7-0	0-0-0	0-4-0		NON-CONFERENCE		1-0-0		1-2-0		1-1-0	
0-5-0	0-0-0	0-3-0		HOME		0-0-0		0-1-0		0-1-0	
3-2-0	0-0-0	0-0-		AWAY		1-0-0		1-1-0		1-0-0	
0-0-0	0-0-0	0-0-0		NEUTRAL		0-0-0		0-0-0		0-0-0	
2-4-3	0-4-0	1-0-1		CONFERENCE		1-0-2		0-0-0		0-0-0	
1-1-2	0-1-0	0-0-0		HOME		1-0-2		0-0-0		0-0-0	
1-3-1	0-3-0	1-0-1		AWAY		0-0-0		0-0-0		0-0-0	
0-0-0	0-0-0	0-0-0		NEUTRAL		0-0-0		0-0-0		0-0-0	
RPI	S	Opponent	Score	RPI	S	Opponent	Score	RPI	S	Opponent	Score
10	H	Maryland	1 4	29	A	Rutgers	1 0	55	H	Northwestern	2 1
14	A	Ohio St.	0 2	38	H	SIUE	0 2	64	H	Michigan St.	0 0
17	A	Indiana	0 1	43	H	Butler	0 1	78	H	Penn St.	2 2
17	A	Indiana	0 1	44	A	Michigan	3 3	86	A	Saint Louis	2 1
				46	A	Santa Clara	1 2				
				49	H	Xavier	0 2				

Non-Div. I Games:

Wisconsin



Average RPI Win: 159		WON-LOST	WINNING	LAST 10	STRENGTH OF		OPP. STRENGTH	TEAM	ADJ	CONF.	ADJ CONF.
Average RPI Loss: 68		RECORD	PCT. RANK	GAMES	SCHEDULE		OF SCHEDULE	RPI	RPI	RPI	RPI
DIV. I ONLY		7-7-5	.5	101	4-4-2		138	107	124	.46679	129
DIV. I NON-CONF.		4-3-2	.55556	79	1-0-0		170	128	148	.44549	149
TOTALS		RPI 1-25	RPI 26-50		W-L RECORDS		RPI 51-100		RPI 101-150		RPI 150+
7-7-5		0-1-0	0-3-2		OVERALL		1-1-1		2-1-1		4-1-1
5-3-1		0-1-0	0-0-0		HOME		1-1-0		1-1-1		3-0-0
1-4-4		0-0-0	0-3-2		AWAY		0-0-1		0-0-0		1-1-1
1-0-0		0-0-0	0-0-0		NEUTRAL		0-0-0		1-0-0		0-0-0
4-3-2		0-1-0	0-1-0		NON-CONFERENCE		0-0-1		1-1-0		3-0-1
2-2-0		0-1-0	0-0-0		HOME		0-0-0		0-1-0		2-0-0
1-1-2		0-0-0	0-0-		AWAY		0-0-1		0-0-0		1-0-1
1-0-0		0-0-0	0-0-0		NEUTRAL		0-0-0		1-0-0		0-0-0
3-4-3		0-0-0	0-2-2		CONFERENCE		1-1-0		1-0-1		1-1-0
3-1-1		0-0-0	0-0-0		HOME		1-1-0		1-0-1		1-0-0
0-3-2		0-0-0	0-2-2		AWAY		0-0-0		0-0-0		0-1-0
0-0-0		0-0-0	0-0-0		NEUTRAL		0-0-0		0-0-0		0-0-0
RPI S	Opponent	Score	RPI S	Opponent	Score	RPI S	Opponent	Score	RPI S	Opponent	Score
5 H	Syracuse	0 1	31 A	Boston U.	1 1	62 H	Colgate	0 2	107 H	Saint Francis (PA)	1 3
			41 A	American	0 3	89 A	Hartwick	2 2	125 H	Holy Cross	1 1
			49 A	Xavier	0 1	99 H	Navy	1 0	131 H	Army West Point	4 0
			50 A	Lehigh	0 2				148 N	Northern Ky.	1 0
			50 A	Lehigh	1 1				161 A	Lafayette	0 1
									168 H	La Salle	4 2
									180 H	Loyola Maryland	5 0
									186 H	Seton Hall	4 0
									193 A	Fairleigh Dickinson	2 2
									202 A	Howard	5 2
LAST 10 GAMES											
			50 A	Lehigh	0 2	99 H	Navy	1 0			
			131 H	Army West Point	4 0	202 A	Howard	5 2			
			50 A	Lehigh	1 1	62 H	Colgate	0 2			
			180 H	Loyola Maryland	5 0	161 A	Lafayette	0 1			
			41 A	American	0 3	125 H	Holy Cross	1 1			

Non-Div. I Games:

Bucknell

[illegible]

<b>Non-Div. I Games:</b>	<b>Lubbock Christian</b>	<b>3</b>	<b>0</b>
--------------------------	--------------------------	----------	----------

Houston Baptist



Average RPI Win:	99	WON-LOST	WINNING	LAST 10	STRENGTH OF	OPP. STRENGTH	TEAM	ADJ	CONF.	ADJ CONF.	
Average RPI Loss:	60	RECORD	PCT. RANK	GAMES	SCHEDULE	OF SCHEDULE	RPI	RPI	RPI	RPI	
DIV. I ONLY		5-12-1	.30556 173	2-8-0	88	42	150	.46496 132	9	9	
DIV. I NON-CONF.		3-4-1	.4375 137	0-0-0	63	33	114	.47769 106	5	4	
<hr/>											
TOTALS	RPI 1-25	RPI 26-50		W-L RECORDS		RPI 51-100		RPI 101-150		RPI 150+	
5-12-1	1-2-0	1-3-0		OVERALL		0-4-0		2-3-1		1-0-0	
3-4-0	0-0-0	0-1-0		HOME		0-1-0		2-2-0		1-0-0	
2-8-1	1-2-0	1-2-0		AWAY		0-3-0		0-1-1		0-0-0	
0-0-0	0-0-0	0-0-0		NEUTRAL		0-0-0		0-0-0		0-0-0	
<hr/>											
3-4-1	1-1-0	0-1-0		NON-CONFERENCE		0-2-0		1-0-1		1-0-0	
2-0-0	0-0-0	0-0-0		HOME		0-0-0		1-0-0		1-0-0	
1-4-1	1-1-0	0-0-		AWAY		0-2-0		0-0-1		0-0-0	
0-0-0	0-0-0	0-0-0		NEUTRAL		0-0-0		0-0-0		0-0-0	
<hr/>											
2-8-0	0-1-0	1-2-0		CONFERENCE		0-2-0		1-3-0		0-0-0	
1-4-0	0-0-0	0-1-0		HOME		0-1-0		1-2-0		0-0-0	
1-4-0	0-1-0	1-1-0		AWAY		0-1-0		0-1-0		0-0-0	
0-0-0	0-0-0	0-0-0		NEUTRAL		0-0-0		0-0-0		0-0-0	
<hr/>											
RPI S	Opponent	Score	RPI S	Opponent	Score	RPI S	Opponent	Score	RPI S	Opponent	Score
5 A	Syracuse	1 4	37 A	Cal Poly	1 2	60 A	San Diego	0 3	105 A	UC Irvine	0 1
15 A	UCLA	2 1	42 A	Cal St. Fullerton	2 1	62 A	Colgate	1 2	105 H	UC Irvine	1 5
16 A	UC Santa Barbara	0 2	42 H	Cal St. Fullerton	0 2	67 A	CSUN	1 2	113 H	UC Davis	0 2
			46 A	Santa Clara	1 2	67 H	CSUN	0 1	135 A	St. Mary's (CA)	1 1
									139 H	Sacramento St.	3 1
									147 H	San Jose St.	3 0
									151 H	San Francisco	3 0
<hr/>											
			LAST 10 GAMES								
			42 H Cal St. Fullerton 0 2			105 A UC Irvine 0 1					
			67 A CSUN 1 2			37 A Cal Poly 1 2					
			42 A Cal St. Fullerton 2 1			16 A UC Santa Barbara 0 2					
			105 H UC Irvine 1 5			139 H Sacramento St. 3 1					
			67 H CSUN 0 1			113 H UC Davis 0 2					

Non-Div. I Games: Concordia (CA) 3 0

UC Riverside

Average RPI Win: 161		WON-LOST RECORD	WINNING PCT. RANK		LAST 10 GAMES		STRENGTH OF SCHEDULE		OPP. STRENGTH OF SCHEDULE		TEAM RPI	ADJ RPI	CONF. RPI	ADJ CONF. RPI	
Average RPI Loss: 84															
DIV. I ONLY		10-7-3	.575	72	5-3-2		166		191		116	.46449	133	22	23
DIV. I NON-CONF.		4-3-1	.5625	74	0-0-0		164		141		111	.47663	109	22	22
TOTALS		RPI 1-25		RPI 26-50		W-L RECORDS		RPI 51-100		RPI 101-150		RPI 150+			
10-7-3		0-0-0		0-1-0		OVERALL		1-5-0		2-0-0		7-1-3			
5-2-1		0-0-0		0-0-0		HOME		1-1-0		1-0-0		3-1-1			
4-3-2		0-0-0		0-0-0		AWAY		0-3-0		1-0-0		3-0-2			
1-2-0		0-0-0		0-1-0		NEUTRAL		0-1-0		0-0-0		1-0-0			
4-3-1		0-0-0		0-1-0		NON-CONFERENCE		1-2-0		1-0-0		2-0-1			
3-0-0		0-0-0		0-0-0		HOME		1-0-0		1-0-0		1-0-0			
1-2-1		0-0-0		0-0-		AWAY		0-2-0		0-0-0		1-0-1			
0-1-0		0-0-0		0-1-0		NEUTRAL		0-0-0		0-0-0		0-0-0			
6-4-2		0-0-0		0-0-0		CONFERENCE		0-3-0		1-0-0		5-1-2			
2-2-1		0-0-0		0-0-0		HOME		0-1-0		0-0-0		2-1-1			
3-1-1		0-0-0		0-0-0		AWAY		0-1-0		1-0-0		2-0-1			
1-1-0		0-0-0		0-0-0		NEUTRAL		0-1-0		0-0-0		1-0-0			
RPI	S	Opponent	Score	RPI	S	Opponent	Score	RPI	S	Opponent	Score	RPI	S	Opponent	Score
				30	N	Radford	0 1	53	A	Duke	1 2	111	H	Stony Brook	3 1
								76	A	Monmouth	0 1	150	A	Siena	2 0
								76	N	Monmouth	1 2	159	H	Fairfield	0 1
								79	H	Delaware	3 0	159	N	Fairfield	1 0
								95	A	Hartford	0 1	164	H	Marist	5 2
								100	H	Rider	1 2	169	A	Saint Peter's	2 1
												175	A	James Madison	1 1
												178	A	Canisius	1 0
												185	H	Manhattan	2 2
												189	A	Drexel	1 0
												196	A	Quinnipiac	0 0
												201	H	Yale	2 1
												205	H	Niagara	6 1
LAST 10 GAMES															
				76	N	Monmouth	1 2	150	A	Siena	2 0				
				159	N	Fairfield	1 0	164	H	Marist	5 2				
				185	H	Manhattan	2 2	178	A	Canisius	1 0				
				196	A	Quinnipiac	0 0	159	H	Fairfield	0 1				
				169	A	Saint Peter's	2 1	100	H	Rider	1 2				

Non-Div. I Games:

Iona

Average RPI Win: 141		WON-LOST RECORD	WINNING PCT. RANK		LAST 10 GAMES	STRENGTH OF SCHEDULE	OPP. STRENGTH OF SCHEDULE	TEAM RPI	ADJ RPI	CONF. RPI	ADJ CONF. RPI			
Average RPI Loss: 98														
DIV. I ONLY		9-6-3	.58333	63	3-5-2	196	106	123	.46068	134	20	20		
DIV. I NON-CONF.		6-3-2	.63636	49	0-2-2	163	70	104	.48065	103	18	19		
<hr/>														
TOTALS		RPI 1-25		RPI 26-50		W-L RECORDS		RPI 51-100		RPI 101-150		RPI 150+		
9-6-3		0-1-0		0-1-0		OVERALL		1-1-1		5-2-1		3-1-1		
7-1-1		0-0-0		0-0-0		HOME		1-0-0		4-0-1		2-1-0		
2-4-2		0-1-0		0-1-0		AWAY		0-1-1		1-1-0		1-0-1		
0-1-0		0-0-0		0-0-0		NEUTRAL		0-0-0		0-1-0		0-0-0		
6-3-2		0-0-0		0-1-0		NON-CONFERENCE		1-1-1		4-1-1		1-0-0		
5-0-1		0-0-0		0-0-0		HOME		1-0-0		3-0-1		1-0-0		
1-3-1		0-0-0		0-0-		AWAY		0-1-1		1-1-0		0-0-0		
0-0-0		0-0-0		0-0-0		NEUTRAL		0-0-0		0-0-0		0-0-0		
3-3-1		0-1-0		0-0-0		CONFERENCE		0-0-0		1-1-0		2-1-1		
2-1-0		0-0-0		0-0-0		HOME		0-0-0		1-0-0		1-1-0		
1-1-1		0-1-0		0-0-0		AWAY		0-0-0		0-0-0		1-0-1		
0-1-0		0-0-0		0-0-0		NEUTRAL		0-0-0		0-1-0		0-0-0		
RPI	S	Opponent		Score	RPI	S	Opponent		Score	RPI	S	Opponent		Score
19	A	Denver		0 1	29	A	Rutgers		0 1	56	A	Drake		1 1
										67	H	CSUN		4 1
										97	A	Valparaiso		0 1

Non-Div. I Games:

Omaha

Average RPI Win:	150	WON-LOST	WINNING	LAST 10	STRENGTH OF	OPP. STRENGTH	TEAM	ADJ	CONF.	ADJ CONF.	
Average RPI Loss:	74	RECORD	PCT. RANK	GAMES	SCHEDULE	OF SCHEDULE	RPI	RPI	RPI	RPI	
DIV. I ONLY	8-9-1	.47222	118	5-5-0	162	130	136	.46047	135	17	16
DIV. I NON-CONF.	3-7-1	.31818	162	0-3-0	103	151	107	.47388	111	9	9
TOTALS	RPI 1-25	RPI 26-50	W-L RECORDS	RPI 51-100	RPI 101-150	RPI 150+					
8-9-1	0-1-0	0-1-0	OVERALL	1-4-0	2-3-1	5-0-0					
5-4-1	0-0-0	0-0-0	HOME	1-2-0	0-2-1	4-0-0					
2-4-0	0-0-0	0-1-0	AWAY	0-2-0	1-1-0	1-0-0					
1-1-0	0-1-0	0-0-0	NEUTRAL	0-0-0	1-0-0	0-0-0					
3-7-1	0-1-0	0-0-0	NON-CONFERENCE	0-3-0	1-3-1	2-0-0					
2-3-1	0-0-0	0-0-0	HOME	0-1-0	0-2-1	2-0-0					
0-3-0	0-0-0	0-0-	AWAY	0-2-0	0-1-0	0-0-0					
1-1-0	0-1-0	0-0-0	NEUTRAL	0-0-0	1-0-0	0-0-0					
5-2-0	0-0-0	0-1-0	CONFERENCE	1-1-0	1-0-0	3-0-0					
3-1-0	0-0-0	0-0-0	HOME	1-1-0	0-0-0	2-0-0					
2-1-0	0-0-0	0-1-0	AWAY	0-0-0	1-0-0	1-0-0					
0-0-0	0-0-0	0-0-0	NEUTRAL	0-0-0	0-0-0	0-0-0					
RPI S	Opponent	Score	RPI S	Opponent	Score	RPI S	Opponent	Score	RPI S	Opponent	Score
23 N	Elon	0 1	46 A	Santa Clara	1 2	53 A	Duke	2 3	101 A	Missouri St.	0 1
						60 H	San Diego	0 1	104 A	Gonzaga	1 0
						67 H	CSUN	1 4	113 H	UC Davis	1 2
						68 A	Western Mich.	0 1	132 H	UC Riverside	1 1
						85 H	Loyola Marymount	2 1	139 H	Sacramento St.	0 2
									146 N	Oral Roberts	2 1
									151 A	San Francisco	1 0
									168 H	La Salle	3 2
									172 H	Portland	2 0
									178 H	Canisius	1 0
									198 H	Pacific	1 0
LAST 10 GAMES											
			172 H	Portland	2 0	46 A	Santa Clara	1 2			
			104 A	Gonzaga	1 0	198 H	Pacific	1 0			
			60 H	San Diego	0 1	68 A	Western Mich.	0 1			
			85 H	Loyola Marymount	2 1	139 H	Sacramento St.	0 2			
			151 A	San Francisco	1 0	113 H	UC Davis	1 2			

Non-Div. I Games:

St. Mary's (CA)

[illegible]

**Non-Div. I Games:**

Davidson



UMKC

Average RPI Win: 129		WON-LOST	WINNING	LAST 10	STRENGTH OF	OPP. STRENGTH	TEAM	ADJ	CONF.	ADJ CONF.		
Average RPI Loss: 92		RECORD	PCT. RANK	GAMES	SCHEDULE	OF SCHEDULE	RPI	RPI	RPI	RPI		
DIV. I ONLY		6-9-2	.41176	147	4-5-1	96	144	134	.4597	137	13	13
DIV. I NON-CONF.		2-4-1	.35714	156	0-0-0	107	130	128	.46264	124	19	18
<hr/>												
TOTALS		RPI 1-25	RPI 26-50		W-L RECORDS		RPI 51-100		RPI 101-150		RPI 150+	
6-9-2		0-1-0	1-2-0		OVERALL		1-1-0		2-4-2		2-1-0	
4-3-1		0-0-0	0-1-0		HOME		1-0-0		2-1-1		1-1-0	
2-6-1		0-1-0	1-1-0		AWAY		0-1-0		0-3-1		1-0-0	
0-0-0		0-0-0	0-0-0		NEUTRAL		0-0-0		0-0-0		0-0-0	
2-4-1		0-0-0	1-1-0		NON-CONFERENCE		0-1-0		0-1-1		1-1-0	
0-2-1		0-0-0	0-1-0		HOME		0-0-0		0-0-1		0-1-0	
2-2-0		0-0-0	1-0-		AWAY		0-1-0		0-1-0		1-0-0	
0-0-0		0-0-0	0-0-0		NEUTRAL		0-0-0		0-0-0		0-0-0	
4-5-1		0-1-0	0-1-0		CONFERENCE		1-0-0		2-3-1		1-0-0	
4-1-0		0-0-0	0-0-0		HOME		1-0-0		2-1-0		1-0-0	
0-4-1		0-1-0	0-1-0		AWAY		0-0-0		0-2-1		0-0-0	
0-0-0		0-0-0	0-0-0		NEUTRAL		0-0-0		0-0-0		0-0-0	
RPI S	Opponent	Score	RPI S	Opponent	Score	RPI S	Opponent	Score	RPI S	Opponent	Score	
12 A	Seattle	1 5	28 H	Tulsa	2 3	56 A	Drake	0 4	101 H	Missouri St.	0 0	
			34 A	Utah Valley	0 3	80 H	UNLV	3 2	108 A	CSU Bakersfield	0 3	
			38 A	SIUE	2 0				123 H	Air Force	1 0	
									130 A	Houston Baptist	2 2	
									134 A	Omaha	1 2	
									142 H	Incarnate Word	1 0	
									147 A	San Jose St.	0 2	
									149 H	Grand Canyon	2 3	
									160 H	Western Ill.	1 4	
									194 H	UTRGV	3 2	
									197 A	Central Ark.	2 1	
<hr/>												
LAST 10 GAMES												
			123 H	Air Force	1 0	194 H	UTRGV	3 2				
			149 H	Grand Canyon	2 3	130 A	Houston Baptist	2 2				
			80 H	UNLV	3 2	142 H	Incarnate Word	1 0				
			108 A	CSU Bakersfield	0 3	34 A	Utah Valley	0 3				
			147 A	San Jose St.	0 2	12 A	Seattle	1 5				

Non-Div. I Games:

UMKC

Average RPI Win: 134		WON-LOST	WINNING	LAST 10	STRENGTH OF		OPP. STRENGTH	TEAM	ADJ	CONF.	ADJ CONF.
Average RPI Loss: 55		RECORD	PCT. RANK	GAMES	SCHEDULE		OF SCHEDULE	RPI	RPI	RPI	RPI
DIV. I ONLY		5-10-2	.35294	164	2-8-0		112	47	148	.45776	138
DIV. I NON-CONF.		4-3-1	.5625	74	1-1-0		113	91	150	.44776	145
TOTALS		RPI 1-25	RPI 26-50		W-L RECORDS		RPI 51-100		RPI 101-150		RPI 150+
5-10-2		0-3-0	0-2-0		OVERALL		1-3-0		2-2-1		2-0-1
3-4-0		0-1-0	0-1-0		HOME		1-1-0		1-1-0		1-0-0
2-6-2		0-2-0	0-1-0		AWAY		0-2-0		1-1-1		1-0-1
0-0-0		0-0-0	0-0-0		NEUTRAL		0-0-0		0-0-0		0-0-0
4-3-1		0-1-0	0-0-0		NON-CONFERENCE		1-1-0		2-1-0		1-0-1
2-1-0		0-0-0	0-0-0		HOME		1-0-0		1-1-0		0-0-0
2-2-1		0-1-0	0-0-		AWAY		0-1-0		1-0-0		1-0-1
0-0-0		0-0-0	0-0-0		NEUTRAL		0-0-0		0-0-0		0-0-0
1-7-1		0-2-0	0-2-0		CONFERENCE		0-2-0		0-1-1		1-0-0
1-3-0		0-1-0	0-1-0		HOME		0-1-0		0-0-0		1-0-0
0-4-1		0-1-0	0-1-0		AWAY		0-1-0		0-1-1		0-0-0
0-0-0		0-0-0	0-0-0		NEUTRAL		0-0-0		0-0-0		0-0-0
RPI S	Opponent	Score	RPI S	Opponent	Score	RPI S	Opponent	Score	RPI S	Opponent	Score
7 A	Georgetown	0 3	43 H	Butler	0 2	51 H	Dayton	3 2	120 A	DePaul	0 3
8 H	Creighton	1 3	49 A	Xavier	0 1	59 H	Providence	3 4	127 H	Northern Ill.	2 3
11 A	Notre Dame	2 4				61 A	Villanova	1 2	128 A	Wisconsin	1 0
						69 A	Oregon St.	0 1	134 H	Omaha	1 0
									143 A	St. John's (NY)	0 0
									171 A	Milwaukee	1 1
									172 A	Portland	4 2
									186 H	Seton Hall	1 0
LAST 10 GAMES											
120 A	DePaul	0 3	7 A	Georgetown	0 3						
43 H	Butler	0 2	186 H	Seton Hall	1 0						
59 H	Providence	3 4	128 A	Wisconsin	1 0						
49 A	Xavier	0 1	61 A	Villanova	1 2						
8 H	Creighton	1 3	11 A	Notre Dame	2 4						

Non-Div. I Games:

Marquette

Average RPI Win:		118	WON-LOST RECORD		WINNING PCT. RANK		LAST 10 GAMES		STRENGTH OF SCHEDULE		OPP. STRENGTH OF SCHEDULE		TEAM RPI		ADJ RPI		CONF. RPI		ADJ CONF. RPI				
DIV. I ONLY		6-10-2		.38889		150		3-6-1		109		67		138		.45672		139		9		9	
DIV. I NON-CONF.		3-4-1		.4375		137		0-0-0		139		116		155		.43817		156		5		4	
TOTALS		RPI 1-25		RPI 26-50		W-L RECORDS		RPI 51-100		RPI 101-150		RPI 150+											
6-10-2		1-2-0		0-4-0		OVERALL		0-1-0		4-3-2		1-0-0											
4-2-1		1-0-0		0-1-0		HOME		0-1-0		2-0-1		1-0-0											
1-8-1		0-2-0		0-3-0		AWAY		0-0-0		1-3-1		0-0-0											
1-0-0		0-0-0		0-0-0		NEUTRAL		0-0-0		1-0-0		0-0-0											
3-4-1		0-1-0		0-1-0		NON-CONFERENCE		0-0-0		2-2-1		1-0-0											
1-0-1		0-0-0		0-0-0		HOME		0-0-0		0-0-1		1-0-0											
1-4-0		0-1-0		0-0-		AWAY		0-0-0		1-2-0		0-0-0											
1-0-0		0-0-0		0-0-0		NEUTRAL		0-0-0		1-0-0		0-0-0											
3-6-1		1-1-0		0-3-0		CONFERENCE		0-1-0		2-1-1		0-0-0											
3-2-0		1-0-0		0-1-0		HOME		0-1-0		2-0-0		0-0-0											
0-4-1		0-1-0		0-2-0		AWAY		0-0-0		0-1-1		0-0-0											
0-0-0		0-0-0		0-0-0		NEUTRAL		0-0-0		0-0-0		0-0-0											
RPI	S	Opponent		Score		RPI	S	Opponent		Score		RPI	S	Opponent		Score							
9	A	SMU		0	2	28	A	Tulsa		1	2	67	H	CSUN		1	2						
16	A	UC Santa Barbara		1	2	37	A	Cal Poly		0	2	105	H	UC Irvine		3	2						
16	H	UC Santa Barbara		5	2	37	H	Cal Poly		2	4	108	H	CSU Bakersfield		1	1						
						42	A	Cal St. Fullerton		0	2	113	A	UC Davis		1	1						
												113	H	UC Davis		1	0						
												132	A	UC Riverside		1	3						
												135	A	St. Mary's (CA)		2	0						
												142	N	Incarnate Word		2	1						
												147	A	San Jose St.		2	4						
												149	A	Grand Canyon		1	2						
												198	H	Pacific		1	0						
LAST 10 GAMES																							
						37	H	Cal Poly		2	4	16	H	UC Santa Barbara		5	2						
						16	A	UC Santa Barbara		1	2	67	H	CSUN		1	2						
						113	H	UC Davis		1	0	105	H	UC Irvine		3	2						
						37	A	Cal Poly		0	2	132	A	UC Riverside		1	3						
						113	A	UC Davis		1	1	42	A	Cal St. Fullerton		0	2						

Non-Div. I Games:

Sacramento St.

Average RPI Win: 140		WON-LOST	WINNING	LAST 10	STRENGTH OF		OPP. STRENGTH	TEAM	ADJ	CONF.	ADJ CONF.
Average RPI Loss: 92		RECORD	PCT. RANK	GAMES	SCHEDULE		OF SCHEDULE	RPI	RPI	RPI	RPI
DIV. I ONLY		7-8-4	.47368	116	5-4-1		142	154	139	.45545	140
DIV. I NON-CONF.		2-4-3	.38889	147	0-0-0		84	165	103	.47631	110
TOTALS		RPI 1-25	RPI 26-50		W-L RECORDS		RPI 51-100		RPI 101-150		RPI 150+
7-8-4		0-0-0	0-2-0		OVERALL		1-3-1		2-2-1		4-1-2
2-3-3		0-0-0	0-1-0		HOME		1-1-1		0-1-1		1-0-1
4-4-1		0-0-0	0-1-0		AWAY		0-1-0		2-1-0		2-1-1
1-1-0		0-0-0	0-0-0		NEUTRAL		0-1-0		0-0-0		1-0-0
2-4-3		0-0-0	0-2-0		NON-CONFERENCE		1-1-0		0-1-1		1-0-2
1-1-2		0-0-0	0-1-0		HOME		1-0-0		0-0-1		0-0-1
1-3-1		0-0-0	0-0-		AWAY		0-1-0		0-1-0		1-0-1
0-0-0		0-0-0	0-0-0		NEUTRAL		0-0-0		0-0-0		0-0-0
5-4-1		0-0-0	0-0-0		CONFERENCE		0-2-1		2-1-0		3-1-0
1-2-1		0-0-0	0-0-0		HOME		0-1-1		0-1-0		1-0-0
3-1-0		0-0-0	0-0-0		AWAY		0-0-0		2-0-0		1-1-0
1-1-0		0-0-0	0-0-0		NEUTRAL		0-1-0		0-0-0		1-0-0
RPI S	Opponent	Score	RPI S	Opponent	Score	RPI S	Opponent	Score	RPI S	Opponent	Score
			31 H	Boston U.	1 2	51 H	Dayton	1 1	119 A	Rhode Island	1 0
			50 A	Lehigh	0 3	70 A	Loyola Chicago	1 2	120 A	DePaul	0 4
						77 H	Columbia	1 0	122 H	George Mason	1 5
						86 H	Saint Louis	0 1	131 H	Army West Point	1 1
						92 N	VCU	0 1	136 A	Davidson	3 0
									157 A	Duquesne	2 1
									159 A	Fairfield	3 2
									161 A	Lafayette	0 0
									162 A	Massachusetts	0 1
									162 N	Massachusetts	1 0
									168 H	La Salle	3 0
									199 H	NJIT	0 0
LAST 10 GAMES											
			92 N	VCU	0 1	119 A	Rhode Island	1 0			
			162 N	Massachusetts	1 0	86 H	Saint Louis	0 1			
			162 A	Massachusetts	0 1	157 A	Duquesne	2 1			
			51 H	Dayton	1 1	136 A	Davidson	3 0			
			122 H	George Mason	1 5	168 H	La Salle	3 0			

Non-Div. I Games:

Fordham

Average RPI Win:	171	WON-LOST RECORD	WINNING PCT. RANK	LAST 10 GAMES	STRENGTH OF SCHEDULE	OPP. STRENGTH OF SCHEDULE	TEAM RPI	ADJ RPI	CONF. RPI	ADJ CONF. RPI		
Average RPI Loss:	139	11-5-5	.64286	38	7-0-3	200	196	126	.45523	141	23	22
DIV. I ONLY		4-5-3	.45833	122	1-0-1	202	190	159	.41986	167	24	24
DIV. I NON-CONF.												
<hr/>												
TOTALS	RPI 1-25	RPI 26-50		W-L RECORDS		RPI 51-100		RPI 101-150		RPI 150+		
11-5-5	0-0-0	0-0-1		OVERALL		0-2-0		3-0-2		8-3-2		
7-1-4	0-0-0	0-0-0		HOME		0-1-0		3-0-2		4-0-2		
4-4-1	0-0-0	0-0-1		AWAY		0-1-0		0-0-0		4-3-0		
0-0-0	0-0-0	0-0-0		NEUTRAL		0-0-0		0-0-0		0-0-0		
<hr/>												
4-5-3	0-0-0	0-0-1		NON-CONFERENCE		0-2-0		0-0-0		4-3-2		
3-1-2	0-0-0	0-0-0		HOME		0-1-0		0-0-0		3-0-2		
1-4-1	0-0-0	0-1-		AWAY		0-1-0		0-0-0		1-3-0		
0-0-0	0-0-0	0-0-0		NEUTRAL		0-0-0		0-0-0		0-0-0		
<hr/>												
7-0-2	0-0-0	0-0-0		CONFERENCE		0-0-0		3-0-2		4-0-0		
4-0-2	0-0-0	0-0-0		HOME		0-0-0		3-0-2		1-0-0		
3-0-0	0-0-0	0-0-0		AWAY		0-0-0		0-0-0		3-0-0		
0-0-0	0-0-0	0-0-0		NEUTRAL		0-0-0		0-0-0		0-0-0		
<hr/>												
RPI	S	Opponent	Score	RPI	S	Opponent	Score	RPI	S	Opponent	Score	
				29	A	Rutgers	1 1	71	H	UMass Lowell	0 1	
								100	A	Rider	0 2	
										107	H Saint Francis (PA)	
											2 2	
										116	H St. Francis Brooklyn	
											1 1	
										116	H St. Francis Brooklyn	
											1 0	
										145	H Robert Morris	
											1 0	
										163	A UNC Asheville	
											1 2	
										166	H Ga. Southern	
											3 0	
										168	H La Salle	
											0 0	
										169	A Saint Peter's	
											1 3	
										170	H Bryant	
											1 0	
										173	A Central Conn. St.	
											3 0	
										192	A Saint Joseph's	
											2 3	
										193	A Fairleigh Dickinson	
											3 2	
										199	H NJIT	
											1 0	
										200	A Sacred Heart	
											3 1	
										202	H Howard	
											1 1	
										203	H St. Bonaventure	
											4 0	
										206	A Presbyterian	
											3 1	
<hr/>												
LAST 10 GAMES												
				29	A	Rutgers	1 1	200	A	Sacred Heart	3 1	
				107	H	Saint Francis (PA)	2 2	173	A	Central Conn. St.	3 0	
				116	H	St. Francis Brooklyn	1 1	107	H	Saint Francis (PA)	1 0	
				116	H	St. Francis Brooklyn	1 0	145	H	Robert Morris	1 0	
				166	H	Ga. Southern	3 0	170	H	Bryant	1 0	

Non-Div. I Games:

LIU Brooklyn

Average RPI Win:	161	WON-LOST	WINNING	LAST 10	STRENGTH OF	OPP. STRENGTH	TEAM	ADJ	CONF.	ADJ CONF.										
Average RPI Loss:	102	RECORD	PCT. RANK	GAMES	SCHEDULE	OF SCHEDULE	RPI	RPI	RPI	RPI										
DIV. I ONLY	8-8-0	.5	101	4-6-0	194	152	144	.45405	142	13	13									
DIV. I NON-CONF.	4-2-0	.66667	37	0-0-0	204	180	186	.40283	183	19	18									
<hr/>																				
TOTALS	RPI 1-25	RPI 26-50		W-L RECORDS		RPI 51-100		RPI 101-150		RPI 150+										
8-8-0	0-1-0	0-1-0		OVERALL		0-1-0		4-5-0		4-0-0										
6-1-0	0-0-0	0-0-0		HOME		0-0-0		4-1-0		2-0-0										
1-6-0	0-1-0	0-1-0		AWAY		0-1-0		0-3-0		1-0-0										
1-1-0	0-0-0	0-0-0		NEUTRAL		0-0-0		0-1-0		1-0-0										
<hr/>																				
4-2-0	0-0-0	0-0-0		NON-CONFERENCE		0-0-0		1-2-0		3-0-0										
2-0-0	0-0-0	0-0-0		HOME		0-0-0		1-0-0		1-0-0										
1-1-0	0-0-0	0-0-		AWAY		0-0-0		0-1-0		1-0-0										
1-1-0	0-0-0	0-0-0		NEUTRAL		0-0-0		0-1-0		1-0-0										
<hr/>																				
4-6-0	0-1-0	0-1-0		CONFERENCE		0-1-0		3-3-0		1-0-0										
4-1-0	0-0-0	0-0-0		HOME		0-0-0		3-1-0		1-0-0										
0-5-0	0-1-0	0-1-0		AWAY		0-1-0		0-2-0		0-0-0										
0-0-0	0-0-0	0-0-0		NEUTRAL		0-0-0		0-0-0		0-0-0										
<hr/>																				
RPI S	Opponent	Score	RPI S	Opponent	Score	RPI S	Opponent	Score	RPI S	Opponent	Score									
12 A	Seattle	2 4	34 A	Utah Valley	1 4	80 A	UNLV	1 5	108 H	CSU Bakersfield	3 2									
									123 A	Air Force	0 1									
									130 H	Houston Baptist	3 1									
									137 A	UMKC	0 1									
									139 N	Sacramento St.	1 2									
									146 A	Oral Roberts	0 1									
									146 H	Oral Roberts	3 0									
									147 H	San Jose St.	1 2									
									149 H	Grand Canyon	4 2									
									165 N	Green Bay	2 0									
									194 H	UTRGV	1 0									
									197 A	Central Ark.	2 1									
									197 H	Central Ark.	8 1									
									<hr/>											
												LAST 10 GAMES								
			12 A Seattle			2 4			149 H Grand Canyon			4 2								
			34 A Utah Valley			1 4			123 A Air Force			0 1								
			194 H UTRGV			1 0			137 A UMKC			0 1								
			130 H Houston Baptist			3 1			147 H San Jose St.			1 2								
			80 A UNLV			1 5			108 H CSU Bakersfield			3 2								

Non-Div. I Games:

Incarnate Word

Average RPI Win: 157		WON-LOST	WINNING	LAST 10	STRENGTH OF		OPP. STRENGTH	TEAM	ADJ	CONF.	ADJ CONF.
Average RPI Loss: 43		RECORD	PCT. RANK	GAMES	SCHEDULE		OF SCHEDULE	RPI	RPI	RPI	RPI
DIV. I ONLY		4-11-3	.30556	173	3-5-2		52	61	142	.45331	143
DIV. I NON-CONF.		2-6-1	.27778	170	1-0-0		54	113	125	.45865	130
TOTALS		RPI 1-25	RPI 26-50		W-L RECORDS		RPI 51-100		RPI 101-150		RPI 150+
4-11-3		0-5-0	0-2-1		OVERALL		0-3-0		2-1-1		2-0-1
2-6-3		0-2-0	0-1-1		HOME		0-2-0		1-1-1		1-0-1
2-4-0		0-2-0	0-1-0		AWAY		0-1-0		1-0-0		1-0-0
0-1-0		0-1-0	0-0-0		NEUTRAL		0-0-0		0-0-0		0-0-0
2-6-1		0-3-0	0-1-0		NON-CONFERENCE		0-1-0		1-1-0		1-0-1
2-4-1		0-1-0	0-1-0		HOME		0-1-0		1-1-0		1-0-1
0-1-0		0-1-0	0-0-0		AWAY		0-0-0		0-0-0		0-0-0
0-1-0		0-1-0	0-0-0		NEUTRAL		0-0-0		0-0-0		0-0-0
2-5-2		0-2-0	0-1-1		CONFERENCE		0-2-0		1-0-1		1-0-0
0-2-2		0-1-0	0-0-1		HOME		0-1-0		0-0-1		0-0-0
2-3-0		0-1-0	0-1-0		AWAY		0-1-0		1-0-0		1-0-0
0-0-0		0-0-0	0-0-0		NEUTRAL		0-0-0		0-0-0		0-0-0
RPI S	Opponent	Score	RPI S	Opponent	Score	RPI S	Opponent	Score	RPI S	Opponent	Score
7 H	Georgetown	0 1	32 H	Hofstra	0 2	59 A	Providence	0 4	120 A	DePaul	2 0
8 A	Creighton	1 2	43 A	Butler	1 2	61 H	Villanova	0 2	128 H	Wisconsin	1 2
10 N	Maryland	0 4	49 H	Xavier	0 0	84 H	Princeton	1 2	138 H	Marquette	0 0
17 A	Indiana	0 1							150 H	Siena	1 0
19 H	Denver	1 2							173 H	Central Conn. St.	3 0
									186 A	Seton Hall	1 0
									196 H	Quinnipiac	1 1
LAST 10 GAMES											
59 A	Providence	0 4	49 H	Xavier	0 0						
120 A	DePaul	2 0	8 A	Creighton	1 2						
61 H	Villanova	0 2	186 A	Seton Hall	1 0						
7 H	Georgetown	0 1	173 H	Central Conn. St.	3 0						
43 A	Butler	1 2	138 H	Marquette	0 0						

Non-Div. I Games:

St. John's (NY)

Average RPI Win: 128		WON-LOST	WINNING	LAST 10	STRENGTH OF		OPP. STRENGTH	TEAM	ADJ	CONF.	ADJ CONF.
Average RPI Loss: 67		RECORD	PCT. RANK	GAMES	SCHEDULE		OF SCHEDULE	RPI	RPI	RPI	RPI
DIV. I ONLY		3-10-4	.29412	175	71		50	155	.45306	144	4
DIV. I NON-CONF.		2-5-1	.3125	165	121		117	173	.41844	169	6
TOTALS		RPI 1-25	RPI 26-50		W-L RECORDS		RPI 51-100		RPI 101-150		RPI 150+
3-10-4		0-3-1	1-2-1		OVERALL		0-2-1		0-3-1		2-0-0
2-4-2		0-1-1	0-1-0		HOME		0-0-0		0-2-1		2-0-0
1-6-2		0-2-0	1-1-1		AWAY		0-2-1		0-1-0		0-0-0
0-0-0		0-0-0	0-0-0		NEUTRAL		0-0-0		0-0-0		0-0-0
2-5-1		0-1-0	0-1-1		NON-CONFERENCE		0-1-0		0-2-0		2-0-0
2-2-0		0-0-0	0-0-0		HOME		0-0-0		0-2-0		2-0-0
0-3-1		0-1-0	0-1-		AWAY		0-1-0		0-0-0		0-0-0
0-0-0		0-0-0	0-0-0		NEUTRAL		0-0-0		0-0-0		0-0-0
1-5-3		0-2-1	1-1-0		CONFERENCE		0-1-1		0-1-1		0-0-0
0-2-2		0-1-1	0-1-0		HOME		0-0-0		0-0-1		0-0-0
1-3-1		0-1-0	1-0-0		AWAY		0-1-1		0-1-0		0-0-0
0-0-0		0-0-0	0-0-0		NEUTRAL		0-0-0		0-0-0		0-0-0
RPI S	Opponent	Score	RPI S	Opponent	Score	RPI S	Opponent	Score	RPI S	Opponent	Score
9 H	SMU	1 3	28 H	Tulsa	0 3	83 A	Temple	0 4	109 A	UCF	0 1
18 A	South Fla.	0 1	35 A	UConn	1 0	86 A	Saint Louis	0 3	109 H	UCF	2 2
18 H	South Fla.	0 0	36 A	Kentucky	0 0	93 A	Cincinnati	3 3	126 H	UAB	1 3
24 A	Louisville	0 4	38 A	SIUE	0 2				148 H	Northern Ky.	0 1
									152 H	Georgia St.	2 1
									197 H	Central Ark.	3 1
LAST 10 GAMES											
18 A	South Fla.	0 1	152 H	Georgia St.	2 1						
28 H	Tulsa	0 3	83 A	Temple	0 4						
109 A	UCF	0 1	9 H	SMU	1 3						
93 A	Cincinnati	3 3	35 A	UConn	1 0						
18 H	South Fla.	0 0	197 H	Central Ark.	3 1						

Non-Div. I Games:

Memphis



Average RPI Win:	162	WON-LOST	WINNING	LAST 10	STRENGTH OF	OPP. STRENGTH	TEAM	ADJ	CONF.	ADJ CONF.	
Average RPI Loss:	117	RECORD	PCT. RANK	GAMES	SCHEDULE	OF SCHEDULE	RPI	RPI	RPI	RPI	
DIV. I ONLY	10-8-1	.55263	82	6-3-1	199	189	143	.45261	145	23	22
DIV. I NON-CONF.	6-5-0	.54545	92	2-0-0	196	161	151	.44056	152	24	24
<hr/>											
TOTALS	RPI 1-25	RPI 26-50		W-L RECORDS	RPI 51-100		RPI 101-150		RPI 150+		
10-8-1	0-0-0	0-1-0		OVERALL	1-1-0		2-5-0		7-1-1		
5-2-1	0-0-0	0-1-0		HOME	0-0-0		0-0-0		5-1-1		
4-5-0	0-0-0	0-0-0		AWAY	0-1-0		2-4-0		2-0-0		
1-1-0	0-0-0	0-0-0		NEUTRAL	1-0-0		0-1-0		0-0-0		
<hr/>											
6-5-0	0-0-0	0-1-0		NON-CONFERENCE	1-1-0		1-2-0		4-1-0		
3-2-0	0-0-0	0-1-0		HOME	0-0-0		0-0-0		3-1-0		
2-3-0	0-0-0	0-0-		AWAY	0-1-0		1-2-0		1-0-0		
1-0-0	0-0-0	0-0-0		NEUTRAL	1-0-0		0-0-0		0-0-0		
<hr/>											
4-3-1	0-0-0	0-0-0		CONFERENCE	0-0-0		1-3-0		3-0-1		
2-0-1	0-0-0	0-0-0		HOME	0-0-0		0-0-0		2-0-1		
2-2-0	0-0-0	0-0-0		AWAY	0-0-0		1-2-0		1-0-0		
0-1-0	0-0-0	0-0-0		NEUTRAL	0-0-0		0-1-0		0-0-0		
<hr/>											
RPI S	Opponent	Score	RPI S	Opponent	Score	RPI S	Opponent	Score	RPI S	Opponent	Score
			50 H	Lehigh	2 3	96 A	Marshall	1 3	102 A	Cleveland St.	4 1
						98 N	Bowling Green	1 0	107 A	Saint Francis (PA)	0 1
									107 N	Saint Francis (PA)	1 2
									116 A	St. Francis Brooklyn	1 0
									118 A	George Washington	1 4
									124 A	Pittsburgh	0 1
									141 A	LIU Brooklyn	0 1
									157 H	Duquesne	2 1
									169 H	Saint Peter's	2 1
									170 H	Bryant	1 1
									173 A	Central Conn. St.	2 1
									190 H	Eastern Ill.	1 2
									193 H	Fairleigh Dickinson	2 1
									200 H	Sacred Heart	3 0
									202 H	Howard	3 0
									205 A	Niagara	1 0
<hr/>											
LAST 10 GAMES											
			107 N	Saint Francis (PA)	1 2	116 A	St. Francis Brooklyn	1 0			
			107 A	Saint Francis (PA)	0 1	141 A	LIU Brooklyn	0 1			
			173 A	Central Conn. St.	2 1	200 H	Sacred Heart	3 0			
			170 H	Bryant	1 1	202 H	Howard	3 0			
			193 H	Fairleigh Dickinson	2 1	157 H	Duquesne	2 1			

Non-Div. I Games:

Robert Morris

Average RPI Win:		158	WON-LOST RECORD		WINNING PCT. RANK		LAST 10 GAMES		STRENGTH OF SCHEDULE		OPP. STRENGTH OF SCHEDULE		TEAM RPI		ADJ RPI		CONF. RPI		ADJ CONF. RPI				
Average RPI Loss:		69																					
DIV. I ONLY			7-7-4		.5 101		4-3-3		167		136		140		.4522 146		20		20				
DIV. I NON-CONF.			3-4-3		.45 127		1-0-2		175		95		147		.44502 150		18		19				
TOTALS		RPI 1-25		RPI 26-50		W-L RECORDS		RPI 51-100		RPI 101-150		RPI 150+											
7-7-4		0-3-0		0-1-0		OVERALL		0-0-0		3-3-2		4-0-2											
5-1-1		0-1-0		0-0-0		HOME		0-0-0		2-0-1		3-0-0											
1-5-3		0-2-0		0-1-0		AWAY		0-0-0		0-2-1		1-0-2											
1-1-0		0-0-0		0-0-0		NEUTRAL		0-0-0		1-1-0		0-0-0											
3-4-3		0-1-0		0-1-0		NON-CONFERENCE		0-0-0		2-2-2		1-0-1											
3-0-1		0-0-0		0-0-0		HOME		0-0-0		2-0-1		1-0-0											
0-3-2		0-1-0		0-0-		AWAY		0-0-0		0-1-1		0-0-1											
0-1-0		0-0-0		0-0-0		NEUTRAL		0-0-0		0-1-0		0-0-0											
4-3-1		0-2-0		0-0-0		CONFERENCE		0-0-0		1-1-0		3-0-1											
2-1-0		0-1-0		0-0-0		HOME		0-0-0		0-0-0		2-0-0											
1-2-1		0-1-0		0-0-0		AWAY		0-0-0		0-1-0		1-0-1											
1-0-0		0-0-0		0-0-0		NEUTRAL		0-0-0		1-0-0		0-0-0											
RPI	S	Opponent		Score		RPI	S	Opponent		Score		RPI	S	Opponent		Score		RPI	S	Opponent		Score	
9	A	SMU		1	2	28	A	Tulsa		2	6			101	A	Missouri St.		0	0				
19	A	Denver		0	2									101	H	Missouri St.		2	2				
19	H	Denver		0	1									105	H	UC Irvine		2	1				
														134	A	Omaha		1	2				
														134	N	Omaha		2	1				
														135	N	St. Mary's (CA)		1	2				
														142	A	Incarnate Word		0	3				
														142	H	Incarnate Word		1	0				
														160	H	Western Ill.		3	2				
														181	H	IPFW		4	1				
														187	A	IUPUI		2	2				
														190	A	Eastern Ill.		2	1				
														197	A	Central Ark.		0	0				
														197	H	Central Ark.		6	3				
LAST 10 GAMES																							
		19	A	Denver	0	2			197	H	Central Ark.	6	3										
		134	N	Omaha	2	1			134	A	Omaha	1	2										
		187	A	IUPUI	2	2			19	H	Denver	0	1										
		101	H	Missouri St.	2	2			197	A	Central Ark.	0	0										
		181	H	IPFW	4	1			160	H	Western Ill.	3	2										

Non-Div. I Games:

Oral Roberts

Average RPI Win: 146		WON-LOST	WINNING	LAST 10	STRENGTH OF	OPP. STRENGTH	TEAM	ADJ	CONF.	ADJ CONF.							
Average RPI Loss: 78		RECORD	PCT. RANK	GAMES	SCHEDULE	OF SCHEDULE	RPI	RPI	RPI	RPI							
DIV. I ONLY		6-11-2	.36842	156	3-5-2	104	115	149	.44873	147	13	13					
DIV. I NON-CONF.		2-6-0	.25	174	0-0-0	136	73	157	.43458	159	19	18					
<hr/>																	
TOTALS		RPI 1-25		RPI 26-50		W-L RECORDS		RPI 51-100		RPI 101-150		RPI 150+					
6-11-2		0-2-0		0-2-0		OVERALL		0-4-0		5-2-2		1-1-0					
4-2-2		0-0-0		0-1-0		HOME		0-1-0		4-0-2		0-0-0					
2-8-0		0-2-0		0-1-0		AWAY		0-2-0		1-2-0		1-1-0					
0-1-0		0-0-0		0-0-0		NEUTRAL		0-1-0		0-0-0		0-0-0					
2-6-0		0-1-0		0-1-0		NON-CONFERENCE		0-2-0		2-1-0		0-1-0					
2-1-0		0-0-0		0-1-0		HOME		0-0-0		2-0-0		0-0-0					
0-5-0		0-1-0		0-0-		AWAY		0-2-0		0-1-0		0-1-0					
0-0-0		0-0-0		0-0-0		NEUTRAL		0-0-0		0-0-0		0-0-0					
4-5-2		0-1-0		0-1-0		CONFERENCE		0-2-0		3-1-2		1-0-0					
2-1-2		0-0-0		0-0-0		HOME		0-1-0		2-0-2		0-0-0					
2-3-0		0-1-0		0-1-0		AWAY		0-0-0		1-1-0		1-0-0					
0-1-0		0-0-0		0-0-0		NEUTRAL		0-1-0		0-0-0		0-0-0					
RPI	S	Opponent		Score		RPI	S	Opponent		Score		RPI	S	Opponent		Score	
2	A	Stanford		0	1	34	A	Utah Valley		2	3	60	A	San Diego		0	2
12	A	Seattle		0	1	46	H	Santa Clara		0	1	80	H	UNLV		0	1
												80	N	UNLV		1	3
												85	A	Loyola Marymount		0	1
												108	H	CSU Bakersfield		0	0
												113	H	UC Davis		2	1
												123	H	Air Force		1	1
												130	A	Houston Baptist		1	2
												132	A	UC Riverside		0	3
												137	H	UMKC		2	0
												139	H	Sacramento St.		4	2
												142	A	Incarnate Word		2	1
												149	H	Grand Canyon		6	0
												194	A	UTRGV		3	1
												198	A	Pacific		0	3
<hr/>																	
LAST 10 GAMES																	
80 N UNLV						1	3	137 H UMKC						2	0		
108 H CSU Bakersfield						0	0	12 A Seattle						0	1		
130 A Houston Baptist						1	2	34 A Utah Valley						2	3		
194 A UTRGV						3	1	149 H Grand Canyon						6	0		
123 H Air Force						1	1	80 H UNLV						0	1		

Non-Div. I Games:

San Jose St.

Average RPI Win:	146	WON-LOST RECORD	WINNING PCT. RANK	LAST 10 GAMES	STRENGTH OF SCHEDULE	OPP. STRENGTH OF SCHEDULE	TEAM RPI	ADJ RPI	CONF. RPI	ADJ CONF. RPI					
DIV. I ONLY		8-7-4	.52632	95	3-4-3	189	153	141	.44864	148	16	17			
DIV. I NON-CONF.		4-4-1	.5	98	1-1-1	197	139	165	.42209	164	20	20			
<hr/>															
TOTALS	RPI 1-25	RPI 26-50		W-L RECORDS		RPI 51-100		RPI 101-150		RPI 150+					
8-7-4	0-0-0	0-0-0		OVERALL		1-4-2		3-1-0		4-2-2					
2-2-3	0-0-0	0-0-0		HOME		0-2-2		0-0-0		2-0-1					
5-4-1	0-0-0	0-0-0		AWAY		1-2-0		2-0-0		2-2-1					
1-1-0	0-0-0	0-0-0		NEUTRAL		0-0-0		1-1-0		0-0-0					
<hr/>															
4-4-1	0-0-0	0-0-0		NON-CONFERENCE		0-2-0		2-1-0		2-1-1					
0-0-1	0-0-0	0-0-0		HOME		0-0-0		0-0-0		0-0-1					
3-3-0	0-0-0	0-0-		AWAY		0-2-0		1-0-0		2-1-0					
1-1-0	0-0-0	0-0-0		NEUTRAL		0-0-0		1-1-0		0-0-0					
<hr/>															
4-3-3	0-0-0	0-0-0		CONFERENCE		1-2-2		1-0-0		2-1-1					
2-2-2	0-0-0	0-0-0		HOME		0-2-2		0-0-0		2-0-0					
2-1-1	0-0-0	0-0-0		AWAY		1-0-0		1-0-0		0-1-1					
0-0-0	0-0-0	0-0-0		NEUTRAL		0-0-0		0-0-0		0-0-0					
<hr/>															
RPI	S	Opponent	Score	RPI	S	Opponent	Score	RPI	S	Opponent	Score				
				51 A Dayton				0	4	102 A Cleveland St.	2	1			
				65 H Oakland				1	1	107 N Saint Francis (PA)	2	0			
				72 H Ill.-Chicago				0	1	129 N Bucknell	0	1			
				88 A Wright St.				1	0	144 A Memphis	1	0			
				88 H Wright St.				0	2	154 A Detroit	1	1			
				93 A Cincinnati				2	3	165 H Green Bay	2	1			
				97 H Valparaiso				0	0	171 A Milwaukee	0	4			
										181 A IPFW	2	0			
										184 A Evansville	0	4			
										187 H IUPUI	2	2			
										190 A Eastern Ill.	2	1			
										191 H Belmont	1	0			
				<hr/>											
				LAST 10 GAMES											
88 H Wright St.				0	2	190 A Eastern Ill.	2	1							
171 A Milwaukee				0	4	97 H Valparaiso	0	0							
184 A Evansville				0	4	72 H Ill.-Chicago	0	1							
187 H IUPUI				2	2	102 A Cleveland St.	2	1							
165 H Green Bay				2	1	65 H Oakland	1	1							

**Non-Div. I Games:**

Northern Ky.

Average RPI Win:	162	WON-LOST RECORD	WINNING PCT. RANK	LAST 10 GAMES	STRENGTH OF SCHEDULE	OPP. STRENGTH OF SCHEDULE	TEAM RPI	ADJ RPI	CONF. RPI	ADJ CONF. RPI					
Average RPI Loss:	88														
DIV. I ONLY		7-10-0	.41176	147	3-7-0	176	124	156	.44581	149	13	13			
DIV. I NON-CONF.		4-3-0	.57143	70	0-0-0	198	125	180	.41358	176	19	18			
<hr/>															
TOTALS	RPI 1-25	RPI 26-50		W-L RECORDS		RPI 51-100		RPI 101-150		RPI 150+					
7-10-0	0-1-0	0-2-0		OVERALL		0-2-0		3-5-0		4-0-0					
4-3-0	0-1-0	0-1-0		HOME		0-1-0		2-0-0		2-0-0					
3-7-0	0-0-0	0-1-0		AWAY		0-1-0		1-5-0		2-0-0					
0-0-0	0-0-0	0-0-0		NEUTRAL		0-0-0		0-0-0		0-0-0					
4-3-0	0-0-0	0-1-0		NON-CONFERENCE		0-1-0		1-1-0		3-0-0					
2-0-0	0-0-0	0-0-0		HOME		0-0-0		1-0-0		1-0-0					
2-3-0	0-0-0	0-0-		AWAY		0-1-0		0-1-0		2-0-0					
0-0-0	0-0-0	0-0-0		NEUTRAL		0-0-0		0-0-0		0-0-0					
3-7-0	0-1-0	0-1-0		CONFERENCE		0-1-0		2-4-0		1-0-0					
2-3-0	0-1-0	0-1-0		HOME		0-1-0		1-0-0		1-0-0					
1-4-0	0-0-0	0-0-0		AWAY		0-0-0		1-4-0		0-0-0					
0-0-0	0-0-0	0-0-0		NEUTRAL		0-0-0		0-0-0		0-0-0					
RPI	S	Opponent	Score	RPI	S	Opponent	Score	RPI	S	Opponent	Score				
12	H	Seattle	0 1	34	H	Utah Valley	2 3	80	H	UNLV	0 4	108	A	CSU Bakersfield	1 2
				42	A	Cal St. Fullerton	0 2	82	A	San Diego St.	1 3	109	A	UCF	1 2
												123	A	Air Force	2 3
												130	H	Houston Baptist	3 1
												137	A	UMKC	3 2
												139	H	Sacramento St.	2 1
												142	A	Incarnate Word	2 4
												147	A	San Jose St.	0 6
												165	H	Green Bay	1 0
												172	A	Portland	4 1
												194	H	UTRGV	1 0
												198	A	Pacific	2 1
				LAST 10 GAMES											
				80	H	UNLV	0 4	142	A	Incarnate Word	2 4				
				137	A	UMKC	3 2	147	A	San Jose St.	0 6				
				123	A	Air Force	2 3	108	A	CSU Bakersfield	1 2				
				12	H	Seattle	0 1	130	H	Houston Baptist	3 1				
				34	H	Utah Valley	2 3	194	H	UTRGV	1 0				

Non-Div. I Games:

Grand Canyon

Average RPI Win:	186	WON-LOST RECORD	WINNING PCT. RANK	LAST 10 GAMES	STRENGTH OF SCHEDULE	OPP. STRENGTH OF SCHEDULE	TEAM RPI	ADJ RPI	CONF. RPI	ADJ CONF. RPI	
DIV. I ONLY	8-10-3	.45238	128	5-4-1	171	181	154	.44555	150	22	23
DIV. I NON-CONF.	1-5-2	.25	174	0-0-0	134	72	127	.4607	127	22	22
TOTALS	RPI 1-25	RPI 26-50	W-L RECORDS	RPI 51-100	RPI 101-150	RPI 150+					
8-10-3	0-0-0	0-2-0	OVERALL	0-4-2	0-2-0	8-2-1					
3-2-2	0-0-0	0-0-0	HOME	0-1-2	0-1-0	3-0-0					
3-7-1	0-0-0	0-2-0	AWAY	0-2-0	0-1-0	3-2-1					
2-1-0	0-0-0	0-0-0	NEUTRAL	0-1-0	0-0-0	2-0-0					
1-5-2	0-0-0	0-2-0	NON-CONFERENCE	0-1-2	0-1-0	1-1-0					
0-0-2	0-0-0	0-0-0	HOME	0-0-2	0-0-0	0-0-0					
1-5-0	0-0-0	0-0-	AWAY	0-1-0	0-1-0	1-1-0					
0-0-0	0-0-0	0-0-0	NEUTRAL	0-0-0	0-0-0	0-0-0					
7-5-1	0-0-0	0-0-0	CONFERENCE	0-3-0	0-1-0	7-1-1					
3-2-0	0-0-0	0-0-0	HOME	0-1-0	0-1-0	3-0-0					
2-2-1	0-0-0	0-0-0	AWAY	0-1-0	0-0-0	2-1-1					
2-1-0	0-0-0	0-0-0	NEUTRAL	0-1-0	0-0-0	2-0-0					
RPI S Opponent	Score	RPI S Opponent	Score	RPI S Opponent	Score	RPI S Opponent	Score				
		29 A Rutgers	2 4	52 H New Hampshire	3 3	133 H Iona	0 2				
		31 A Boston U.	0 1	66 A Binghamton	1 2	143 A St. John's (NY)	0 1				
				76 A Monmouth	0 2	159 A Fairfield	0 2				
				95 H Hartford	1 1	164 A Marist	1 0				
				100 H Rider	2 3	164 N Marist	1 0				
				100 N Rider	2 3	168 A La Salle	0 1				
						169 A Saint Peter's	1 1				
						178 A Canisius	1 0				
						185 H Manhattan	2 0				
						193 A Fairleigh Dickinson	1 0				
						196 H Quinnipiac	2 1				
						205 H Niagara	2 0				
						205 N Niagara	1 0				
LAST 10 GAMES											
		100 N Rider	2 3	164 A Marist	1 0						
		164 N Marist	1 0	133 H Iona	0 2						
		205 N Niagara	1 0	159 A Fairfield	0 2						
		169 A Saint Peter's	1 1	100 H Rider	2 3						
		196 H Quinnipiac	2 1	178 A Canisius	1 0						

Non-Div. I Games:

Siena

Average RPI Win:		144	WON-LOST	WINNING	LAST 10	STRENGTH OF		OPP. STRENGTH	TEAM	ADJ	CONF.	ADJ CONF.
Average RPI Loss:		81	RECORD	PCT. RANK	GAMES	SCHEDULE		OF SCHEDULE	RPI	RPI	RPI	RPI
DIV. I ONLY		6-11-1		.36111	160	4-5-1		154	92	159	.44338	151
DIV. I NON-CONF.		2-9-0		.18182	189	0-3-0		100	78	134	.45675	133
TOTALS		RPI 1-25		RPI 26-50		W-L RECORDS		RPI 51-100		RPI 101-150		RPI 150+
6-11-1	0-1-0			1-2-0		OVERALL		0-3-1		1-5-0		4-0-0
3-3-0	0-0-0			0-0-0		HOME		0-1-0		0-2-0		3-0-0
3-8-1	0-1-0			1-2-0		AWAY		0-2-1		1-3-0		1-0-0
0-0-0	0-0-0			0-0-0		NEUTRAL		0-0-0		0-0-0		0-0-0
2-9-0	0-1-0			0-2-0		NON-CONFERENCE		0-2-0		0-4-0		2-0-0
2-1-0	0-0-0			0-0-0		HOME		0-0-0		0-1-0		2-0-0
0-8-0	0-1-0			0-0-		AWAY		0-2-0		0-3-0		0-0-0
0-0-0	0-0-0			0-0-0		NEUTRAL		0-0-0		0-0-0		0-0-0
4-2-1	0-0-0			1-0-0		CONFERENCE		0-1-1		1-1-0		2-0-0
1-2-0	0-0-0			0-0-0		HOME		0-1-0		0-1-0		1-0-0
3-0-1	0-0-0			1-0-0		AWAY		0-0-1		1-0-0		1-0-0
0-0-0	0-0-0			0-0-0		NEUTRAL		0-0-0		0-0-0		0-0-0
RPI S	Opponent	Score	RPI S	Opponent	Score	RPI S	Opponent	Score	RPI S	Opponent	Score	
2 A	Stanford	1 3	39 A	California	1 3	54 A	New Mexico	0 3	104 A	Gonzaga	3 1	
			42 A	Cal St. Fullerton	0 3	60 A	San Diego	0 0	106 A	West Virginia	0 6	
			46 A	Santa Clara	2 1	78 A	Penn St.	0 1	108 H	CSU Bakersfield	1 2	
						85 H	Loyola Marymount	0 2	113 A	UC Davis	1 3	
									132 A	UC Riverside	0 3	
									135 H	St. Mary's (CA)	0 1	
									168 H	La Salle	5 1	
									172 A	Portland	3 1	
									178 H	Canisius	2 0	
									198 H	Pacific	3 0	
LAST 10 GAMES												
			85 H	Loyola Marymount	0 2	198 H	Pacific	3 0				
			60 A	San Diego	0 0	46 A	Santa Clara	2 1				
			172 A	Portland	3 1	54 A	New Mexico	0 3				
			104 A	Gonzaga	3 1	113 A	UC Davis	1 3				
			135 H	St. Mary's (CA)	0 1	108 H	CSU Bakersfield	1 2				

Non-Div. I Games:

San Francisco

Average RPI Win: 157		WON-LOST	WINNING	LAST 10	STRENGTH OF	OPP. STRENGTH	TEAM	ADJ	CONF.	ADJ CONF.													
Average RPI Loss: 107		RECORD	PCT. RANK	GAMES	SCHEDULE	OF SCHEDULE	RPI	RPI	RPI	RPI													
DIV. I ONLY		9-8-1	.52778	92	4-5-1	201	162	147	.44285	152	24	24											
DIV. I NON-CONF.		5-6-0	.45455	123	1-3-0	184	96	135	.44594	148	23	23											
<hr/>																							
TOTALS		RPI 1-25		RPI 26-50		W-L RECORDS		RPI 51-100		RPI 101-150		RPI 150+											
9-8-1		0-1-0		0-0-0		OVERALL		2-4-0		0-1-0		7-2-1											
4-1-0		0-0-0		0-0-0		HOME		1-1-0		0-0-0		3-0-0											
3-5-0		0-1-0		0-0-0		AWAY		1-1-0		0-1-0		2-2-0											
2-2-1		0-0-0		0-0-0		NEUTRAL		0-2-0		0-0-0		2-0-1											
5-6-0		0-1-0		0-0-0		NON-CONFERENCE		2-2-0		0-1-0		3-2-0											
2-1-0		0-0-0		0-0-0		HOME		1-1-0		0-0-0		1-0-0											
2-4-0		0-1-0		0-0-		AWAY		1-0-0		0-1-0		1-2-0											
1-1-0		0-0-0		0-0-0		NEUTRAL		0-1-0		0-0-0		1-0-0											
4-2-1		0-0-0		0-0-0		CONFERENCE		0-2-0		0-0-0		4-0-1											
2-0-0		0-0-0		0-0-0		HOME		0-0-0		0-0-0		2-0-0											
1-1-0		0-0-0		0-0-0		AWAY		0-1-0		0-0-0		1-0-0											
1-1-1		0-0-0		0-0-0		NEUTRAL		0-1-0		0-0-0		1-0-1											
RPI	S	Opponent		Score		RPI	S	Opponent		Score		RPI	S	Opponent		Score							
1	A	Wake Forest		0 5								58	H	Brown		3 2							
												72	N	Ill.-Chicago		0 2							
												73	H	Mercer		2 3							
												75	A	North Florida		2 1							
												89	A	Hartwick		0 1							
												89	N	Hartwick		0 3							
												144	A	Memphis		1 2							
												158	N	Appalachian St.		3 0							
												163	H	UNC Asheville		3 0							
												166	A	Ga. Southern		5 3							
												166	N	Ga. Southern		3 3							
												182	N	Gardner-Webb		3 0							
												191	A	Belmont		1 3							
												195	A	Jacksonville		1 2							
												199	H	NJIT		6 1							
												202	H	Howard		3 1							
												206	A	Presbyterian		5 1							
<hr/>																							
LAST 10 GAMES																							
89 N Hartwick						0 3						89 A Hartwick						0 1					
166 N Ga. Southern						3 3						1 A Wake Forest						0 5					
166 A Ga. Southern						5 3						144 A Memphis						1 2					
202 H Howard						3 1						199 H NJIT						6 1					
163 H UNC Asheville						3 0						191 A Belmont						1 3					

Non-Div. I Games:

Georgia St.



Average RPI Win:		114	WON-LOST RECORD		WINNING PCT. RANK		LAST 10 GAMES		STRENGTH OF SCHEDULE		OPP. STRENGTH OF SCHEDULE		TEAM RPI		ADJ RPI		CONF. RPI		ADJ CONF. RPI				
DIV. I ONLY		3-12-2		.23529 187		3-7-0		31		62		151		.44277 153		11		11					
DIV. I NON-CONF.		1-6-2		.22222 184		1-2-0		14		40		93		.48926 94		8		8					
TOTALS		RPI 1-25		RPI 26-50		W-L RECORDS		RPI 51-100		RPI 101-150		RPI 150+											
3-12-2		0-4-0		0-2-0		OVERALL		0-4-1		3-0-0		0-2-1											
2-4-2		0-0-0		0-0-0		HOME		0-3-1		2-0-0		0-1-1											
1-8-0		0-4-0		0-2-0		AWAY		0-1-0		1-0-0		0-1-0											
0-0-0		0-0-0		0-0-0		NEUTRAL		0-0-0		0-0-0		0-0-0											
1-6-2		0-3-0		0-1-0		NON-CONFERENCE		0-2-1		1-0-0		0-0-1											
0-2-2		0-0-0		0-0-0		HOME		0-2-1		0-0-0		0-0-1											
1-4-0		0-3-0		0-0-		AWAY		0-0-0		1-0-0		0-0-0											
0-0-0		0-0-0		0-0-0		NEUTRAL		0-0-0		0-0-0		0-0-0											
2-6-0		0-1-0		0-1-0		CONFERENCE		0-2-0		2-0-0		0-2-0											
2-2-0		0-0-0		0-0-0		HOME		0-1-0		2-0-0		0-1-0											
0-4-0		0-1-0		0-1-0		AWAY		0-1-0		0-0-0		0-1-0											
0-0-0		0-0-0		0-0-0		NEUTRAL		0-0-0		0-0-0		0-0-0											
RPI	S	Opponent		Score		RPI	S	Opponent		Score		RPI	S	Opponent		Score							
2	A	Stanford		0	1	32	A	Hofstra		1	2	52	H	New Hampshire		0	1	103	H	William & Mary	2	1	
6	A	North Carolina		0	1	39	A	California		0	3	59	H	Providence		1	2	114	H	Col. of Charleston	2	1	
20	A	Dartmouth		0	2							63	A	UNCW		0	1	125	A	Holy Cross		1	0
23	A	Elon		1	2							79	H	Delaware		2	3	159	H	Fairfield		0	0
												83	H	Temple		1	1	175	H	James Madison		2	3
																		189	A	Drexel		0	1
LAST 10 GAMES																							
						20	A	Dartmouth		0	2							79	H	Delaware		2	3
						189	A	Drexel		0	1							32	A	Hofstra		1	2
						6	A	North Carolina		0	1							103	H	William & Mary		2	1
						114	H	Col. of Charleston		2	1							23	A	Elon		1	2
						125	A	Holy Cross		1	0							175	H	James Madison		2	3

Non-Div. I Games:

Northeastern

Average RPI Win:	148	WON-LOST	WINNING	LAST 10	STRENGTH OF	OPP. STRENGTH	TEAM	ADJ	CONF.	ADJ CONF.		
Average RPI Loss:	99	RECORD	PCT. RANK	GAMES	SCHEDULE	OF SCHEDULE	RPI	RPI	RPI	RPI		
DIV. I ONLY		7-5-8	.55	84	4-3-3	193	150	146	.44242	154	16	17
DIV. I NON-CONF.		4-3-3	.55	85	1-1-0	193	143	164	.42079	166	20	20
-----												
TOTALS	RPI 1-25	RPI 26-50		W-L RECORDS		RPI 51-100		RPI 101-150		RPI 150+		
7-5-8	0-0-0	1-1-0		OVERALL		1-2-3		0-1-2		5-1-3		
2-1-5	0-0-0	0-0-0		HOME		0-1-3		0-0-1		2-0-1		
3-4-3	0-0-0	1-1-0		AWAY		1-1-0		0-1-1		1-1-2		
2-0-0	0-0-0	0-0-0		NEUTRAL		0-0-0		0-0-0		2-0-0		
4-3-3	0-0-0	1-1-0		NON-CONFERENCE		0-1-1		0-0-0		3-1-2		
0-1-2	0-0-0	0-0-0		HOME		0-1-1		0-0-0		0-0-1		
2-2-1	0-0-0	1-0-		AWAY		0-0-0		0-0-0		1-1-1		
2-0-0	0-0-0	0-0-0		NEUTRAL		0-0-0		0-0-0		2-0-0		
3-2-5	0-0-0	0-0-0		CONFERENCE		1-1-2		0-1-2		2-0-1		
2-0-3	0-0-0	0-0-0		HOME		0-0-2		0-0-1		2-0-0		
1-2-2	0-0-0	0-0-0		AWAY		1-1-0		0-1-1		0-0-1		
0-0-0	0-0-0	0-0-0		NEUTRAL		0-0-0		0-0-0		0-0-0		
RPI	S	Opponent	Score	RPI	S	Opponent	Score	RPI	S	Opponent	Score	
				36	A	Kentucky	0 4	65	A	Oakland	0 2	
				44	A	Michigan	2 1					
								102	A	Cleveland St.	1 1	
								102	A	Cleveland St.	0 1	
								72	H	Ill.-Chicago	2 2	
								148	H	Northern Ky.	1 1	
								88	A	Wright St.	3 2	
								160	N	Western Ill.	2 1	
								96	H	Marshall	0 1	
								165	A	Green Bay	0 0	
								171	H	Milwaukee	1 0	
								179	A	Stetson	1 1	
								181	A	IPFW	1 0	
								187	H	IUPUI	1 1	
								191	H	Belmont	2 0	
								195	A	Jacksonville	1 3	
								203	N	St. Bonaventure	2 1	
-----												
LAST 10 GAMES												
				102	A	Cleveland St.	0 1	88	A	Wright St.	3 2	
				191	H	Belmont	2 0	65	A	Oakland	0 2	
				36	A	Kentucky	0 4	72	H	Ill.-Chicago	2 2	
				171	H	Milwaukee	1 0	165	A	Green Bay	0 0	
				181	A	IPFW	1 0	102	A	Cleveland St.	1 1	

Non-Div. I Games:

Detroit

Average RPI Win: 167		WON-LOST RECORD		WINNING PCT. RANK		LAST 10 GAMES		STRENGTH OF SCHEDULE		OPP. STRENGTH OF SCHEDULE		TEAM RPI		ADJ RPI		CONF. RPI		ADJ CONF. RPI	
DIV. I ONLY		9-9-1		.5 101		4-5-1		202		170		158		.44216 155		18		18	
DIV. I NON-CONF.		5-4-0		.55556 79		1-1-0		200		171		169		.42699 162		17		17	
TOTALS		RPI 1-25		RPI 26-50		W-L RECORDS		RPI 51-100		RPI 101-150		RPI 150+							
9-9-1		0-1-0		0-1-0		OVERALL		1-2-0		1-5-0		7-0-1							
6-5-0		0-1-0		0-0-0		HOME		1-1-0		0-3-0		5-0-0							
3-4-1		0-0-0		0-1-0		AWAY		0-1-0		1-2-0		2-0-1							
0-0-0		0-0-0		0-0-0		NEUTRAL		0-0-0		0-0-0		0-0-0							
5-4-0		0-0-0		0-0-0		NON-CONFERENCE		1-1-0		0-3-0		4-0-0							
4-2-0		0-0-0		0-0-0		HOME		1-0-0		0-2-0		3-0-0							
1-2-0		0-0-0		0-0-		AWAY		0-1-0		0-1-0		1-0-0							
0-0-0		0-0-0		0-0-0		NEUTRAL		0-0-0		0-0-0		0-0-0							
4-5-1		0-1-0		0-1-0		CONFERENCE		0-1-0		1-2-0		3-0-1							
2-3-0		0-1-0		0-0-0		HOME		0-1-0		0-1-0		2-0-0							
2-2-1		0-0-0		0-1-0		AWAY		0-0-0		1-1-0		1-0-1							
0-0-0		0-0-0		0-0-0		NEUTRAL		0-0-0		0-0-0		0-0-0							
RPI	S	Opponent		Score		RPI	S	Opponent		Score		RPI	S	Opponent		Score			
21	H	Coastal Caro.		1 2		30	A	Radford		1 5		86	A	UNCG		1 3			
												90	H	Winthrop		0 1			
												99	H	Navy		2 1			

Non-Div. I Games:

Longwood

Average RPI Win: 144		WON-LOST	WINNING	LAST 10	STRENGTH OF		OPP. STRENGTH	TEAM	ADJ	CONF.	ADJ CONF.			
Average RPI Loss: 87		RECORD	PCT. RANK	GAMES	SCHEDULE		OF SCHEDULE	RPI	RPI	RPI	RPI			
DIV. I ONLY		7-7-4	.5	101	5-3-2		184	112	145	.44051	156	7	7	
DIV. I NON-CONF.		4-4-3	.5	98	2-0-1		205	176	193	.37575	196	12	12	
TOTALS		RPI 1-25	RPI 26-50		W-L RECORDS		RPI 51-100		RPI 101-150		RPI 150+			
7-7-4		0-2-0	0-0-0		OVERALL		2-2-0		1-1-2		4-2-2			
5-2-1		0-1-0	0-0-0		HOME		1-0-0		1-0-0		3-1-1			
1-4-3		0-1-0	0-0-0		AWAY		0-2-0		0-0-2		1-1-1			
1-1-0		0-0-0	0-0-0		NEUTRAL		1-0-0		0-1-0		0-0-0			
4-4-3		0-0-0	0-0-0		NON-CONFERENCE		0-1-0		0-1-1		4-2-2			
3-1-1		0-0-0	0-0-0		HOME		0-0-0		0-0-0		3-1-1			
1-2-2		0-0-0	0-0-		AWAY		0-1-0		0-0-1		1-1-1			
0-1-0		0-0-0	0-0-0		NEUTRAL		0-0-0		0-1-0		0-0-0			
3-3-1		0-2-0	0-0-0		CONFERENCE		2-1-0		1-0-1		0-0-0			
2-1-0		0-1-0	0-0-0		HOME		1-0-0		1-0-0		0-0-0			
0-2-1		0-1-0	0-0-0		AWAY		0-1-0		0-0-1		0-0-0			
1-0-0		0-0-0	0-0-0		NEUTRAL		1-0-0		0-0-0		0-0-0			
RPI	S	Opponent	Score		RPI	S	Opponent	Score		RPI	S	Opponent	Score	
4	A	Akron	0	1						106	H	West Virginia	2	0
4	H	Akron	1	2						68	N	Western Mich.	2	1
										71	A	UMass Lowell	0	2
										98	H	Bowling Green	2	1

Non-Div. I Games: Seton Hill 2 0

Buffalo

Duquesne					Through Games Of Dec. 13, 2015						
Average RPI Win:	149	WON-LOST RECORD	WINNING PCT. RANK	LAST 10 GAMES	STRENGTH OF SCHEDULE	OPP. STRENGTH OF SCHEDULE	TEAM RPI	ADJ RPI	CONF. RPI	ADJ CONF. RPI	
DIV. I ONLY		6-10-2	.38889 150	4-5-1	168	142	163	.44004 157	19	19	
DIV. I NON-CONF.		2-6-1	.27778 170	0-1-0	148	137	158	.44096 151	13	13	
<hr/>											
TOTALS		RPI 1-25	RPI 26-50		W-L RECORDS		RPI 51-100		RPI 101-150		RPI 150+
6-10-2		0-0-0	0-1-0		OVERALL		1-4-1		2-5-0		3-0-1
2-5-0		0-0-0	0-0-0		HOME		0-3-0		1-2-0		1-0-0
4-4-2		0-0-0	0-1-0		AWAY		1-0-1		1-3-0		2-0-1
0-1-0		0-0-0	0-0-0		NEUTRAL		0-1-0		0-0-0		0-0-0
2-6-1		0-0-0	0-1-0		NON-CONFERENCE		1-2-0		0-3-0		1-0-1
0-3-0		0-0-0	0-0-0		HOME		0-2-0		0-1-0		0-0-0
2-3-1		0-0-0	0-0-		AWAY		1-0-0		0-2-0		1-0-1
0-0-0		0-0-0	0-0-0		NEUTRAL		0-0-0		0-0-0		0-0-0
4-4-1		0-0-0	0-0-0		CONFERENCE		0-2-1		2-2-0		2-0-0
2-2-0		0-0-0	0-0-0		HOME		0-1-0		1-1-0		1-0-0
2-1-1		0-0-0	0-0-0		AWAY		0-0-1		1-1-0		1-0-0
0-1-0		0-0-0	0-0-0		NEUTRAL		0-1-0		0-0-0		0-0-0
RPI S	Opponent	Score	RPI S	Opponent	Score	RPI S	Opponent	Score	RPI S	Opponent	Score
			44 A	Michigan	0 3	51 H	Dayton	1 2	102 H	Cleveland St.	0 1
						51 N	Dayton	1 3	107 A	Saint Francis (PA)	0 1
						62 A	Colgate	1 0	119 A	Rhode Island	1 2
						69 H	Oregon St.	2 3	122 A	George Mason	3 1
						92 A	VCU	0 0	136 H	Davidson	3 1
						96 H	Marshall	0 1	140 H	Fordham	1 2
									145 A	Robert Morris	1 2
									167 A	Cornell	0 0
									168 A	La Salle	3 2
									203 H	St. Bonaventure	3 0
									205 A	Niagara	3 1
<hr/>											
LAST 10 GAMES											
			51 N	Dayton	1 3	92 A	VCU	0 0			
			136 H	Davidson	3 1	44 A	Michigan	0 3			
			119 A	Rhode Island	1 2	140 H	Fordham	1 2			
			203 H	St. Bonaventure	3 0	168 A	La Salle	3 2			
			122 A	George Mason	3 1	51 H	Dayton	1 2			

Non-Div. I Games:

Duquesne

Average RPI Win: 177		WON-LOST	WINNING	LAST 10	STRENGTH OF		OPP. STRENGTH	TEAM	ADJ		CONF.	ADJ CONF.
Average RPI Loss: 98		RECORD	PCT. RANK	GAMES	SCHEDULE		OF SCHEDULE	RPI	RPI		RPI	RPI
DIV. I ONLY		8-10-0	.44444	132	5-5-0		190	184	157		.43623	158
DIV. I NON-CONF.		5-6-0	.45455	123	2-2-0		147	145	138		.45312	140
TOTALS		RPI 1-25	RPI 26-50		W-L RECORDS		RPI 51-100		RPI 101-150		RPI 150+	
8-10-0		0-0-0	0-2-0		OVERALL		1-5-0		0-0-0		7-3-0	
4-4-0		0-0-0	0-0-0		HOME		1-3-0		0-0-0		3-1-0	
3-5-0		0-0-0	0-2-0		AWAY		0-2-0		0-0-0		3-1-0	
1-1-0		0-0-0	0-0-0		NEUTRAL		0-0-0		0-0-0		1-1-0	
5-6-0		0-0-0	0-2-0		NON-CONFERENCE		1-3-0		0-0-0		4-1-0	
2-2-0		0-0-0	0-0-0		HOME		1-1-0		0-0-0		1-1-0	
2-4-0		0-0-0	0-0-		AWAY		0-2-0		0-0-0		2-0-0	
1-0-0		0-0-0	0-0-0		NEUTRAL		0-0-0		0-0-0		1-0-0	
3-4-0		0-0-0	0-0-0		CONFERENCE		0-2-0		0-0-0		3-2-0	
2-2-0		0-0-0	0-0-0		HOME		0-2-0		0-0-0		2-0-0	
1-1-0		0-0-0	0-0-0		AWAY		0-0-0		0-0-0		1-1-0	
0-1-0		0-0-0	0-0-0		NEUTRAL		0-0-0		0-0-0		0-1-0	
RPI S	Opponent	Score	RPI S	Opponent	Score	RPI S	Opponent	Score	RPI S	Opponent	Score	
			30 A	Radford	1 2	75 A	North Florida	2 3	152 N	Georgia St.	0 3	
			33 A	North Carolina St.	1 2	81 H	ETSU	2 1	155 H	Longwood	0 2	
						89 H	Hartwick	0 1	163 H	UNC Asheville	1 0	
						89 H	Hartwick	1 2	166 A	Ga. Southern	0 1	
						90 A	Winthrop	0 2	174 N	Lipscomb	1 0	
						98 H	Bowling Green	1 2	191 A	Belmont	1 0	
									199 A	NJIT	1 0	
									199 H	NJIT	2 1	
									202 H	Howard	2 0	
									206 A	Presbyterian	3 0	
LAST 10 GAMES												
			89 H	Hartwick	0 1	166 A	Ga. Southern	0 1				
			199 H	NJIT	2 1	33 A	North Carolina St.	1 2				
			199 A	NJIT	1 0	206 A	Presbyterian	3 0				
			98 H	Bowling Green	1 2	202 H	Howard	2 0				
			89 H	Hartwick	1 2	163 H	UNC Asheville	1 0				

Non-Div. I Games:

Appalachian St.

Average RPI Win:	170	WON-LOST	WINNING	LAST 10	STRENGTH OF	OPP. STRENGTH	TEAM	ADJ	CONF.	ADJ CONF.	
Average RPI Loss:	124	RECORD	PCT. RANK	GAMES	SCHEDULE	OF SCHEDULE	RPI	RPI	RPI	RPI	
DIV. I ONLY	6-6-6	.5	101	5-3-2	172	182	152	.43566	159	22	23
DIV. I NON-CONF.	1-2-4	.42857	141	0-0-0	157	89	141	.4524	141	22	22
<hr/>											
TOTALS	RPI 1-25	RPI 26-50		W-L RECORDS	RPI 51-100		RPI 101-150		RPI 150+		
6-6-6	0-1-0	0-0-0		OVERALL	0-1-3		2-2-1		4-2-2		
3-2-2	0-0-0	0-0-0		HOME	0-1-1		1-1-1		2-0-0		
3-3-4	0-1-0	0-0-0		AWAY	0-0-2		1-0-0		2-2-2		
0-1-0	0-0-0	0-0-0		NEUTRAL	0-0-0		0-1-0		0-0-0		
<hr/>											
1-2-4	0-1-0	0-0-0		NON-CONFERENCE	0-0-2		0-1-1		1-0-1		
0-1-1	0-0-0	0-0-0		HOME	0-0-0		0-1-1		0-0-0		
1-1-3	0-1-0	0-0-		AWAY	0-0-2		0-0-0		1-0-1		
0-0-0	0-0-0	0-0-0		NEUTRAL	0-0-0		0-0-0		0-0-0		
<hr/>											
5-4-2	0-0-0	0-0-0		CONFERENCE	0-1-1		2-1-0		3-2-1		
3-1-1	0-0-0	0-0-0		HOME	0-1-1		1-0-0		2-0-0		
2-2-1	0-0-0	0-0-0		AWAY	0-0-0		1-0-0		1-2-1		
0-1-0	0-0-0	0-0-0		NEUTRAL	0-0-0		0-1-0		0-0-0		
<hr/>											
RPI S	Opponent	Score		RPI S	Opponent	Score		RPI S	Opponent	Score	
22 A	FIU	1	2					131 H	Army West Point	1	1
								133 A	Iona	1	0
								133 N	Iona	0	1
								140 H	Fordham	2	3
								150 H	Siena	2	0
								153 A	Northeastern	0	0
								164 A	Marist	1	2
								169 H	Saint Peter's	2	1
								178 H	Canisius	1	0
								183 A	Fla. Atlantic	2	1
								185 A	Manhattan	0	1
								196 A	Quinnipiac	0	0
								205 A	Niagara	1	0
<hr/>											
LAST 10 GAMES											
133 N	Iona	0	1	76 H	Monmouth	0	0				
205 A	Niagara	1	0	150 H	Siena	2	0				
169 H	Saint Peter's	2	1	164 A	Marist	1	2				
100 H	Rider	0	3	133 A	Iona	1	0				
196 A	Quinnipiac	0	0	178 H	Canisius	1	0				

Non-Div. I Games:

Fairfield

Average RPI Win: 154		WON-LOST	WINNING	LAST 10	STRENGTH OF		OPP. STRENGTH	TEAM	ADJ		CONF.	ADJ CONF.			
Average RPI Loss: 98		RECORD	PCT. RANK	GAMES	SCHEDULE		OF SCHEDULE	RPI	RPI		RPI	RPI			
DIV. I ONLY		5-11-1	.32353	171	4-6-0		101	166	160	.43448	160	20	20		
DIV. I NON-CONF.		2-7-1	.25	174	1-2-0		98	160	154	.44003	153	18	19		
TOTALS		RPI 1-25	RPI 26-50		W-L RECORDS		RPI 51-100		RPI 101-150		RPI 150+				
5-11-1		0-2-0	0-0-0		OVERALL		0-5-0		3-1-0		2-3-1				
3-3-0		0-1-0	0-0-0		HOME		0-2-0		1-0-0		2-0-0				
2-7-1		0-1-0	0-0-0		AWAY		0-3-0		2-1-0		0-2-1				
0-1-0		0-0-0	0-0-0		NEUTRAL		0-0-0		0-0-0		0-1-0				
2-7-1		0-0-0	0-0-0		NON-CONFERENCE		0-5-0		2-0-0		0-2-1				
1-2-0		0-0-0	0-0-0		HOME		0-2-0		1-0-0		0-0-0				
1-4-1		0-0-0	0-0-		AWAY		0-3-0		1-0-0		0-1-1				
0-1-0		0-0-0	0-0-0		NEUTRAL		0-0-0		0-0-0		0-1-0				
3-4-0		0-2-0	0-0-0		CONFERENCE		0-0-0		1-1-0		2-1-0				
2-1-0		0-1-0	0-0-0		HOME		0-0-0		0-0-0		2-0-0				
1-3-0		0-1-0	0-0-0		AWAY		0-0-0		1-1-0		0-1-0				
0-0-0		0-0-0	0-0-0		NEUTRAL		0-0-0		0-0-0		0-0-0				
RPI S	Opponent	Score		RPI S	Opponent	Score		RPI S	Opponent	Score		RPI S	Opponent	Score	
19 A	Denver	0	4					56 H	Drake	0	1	121 H	Bradley	1	0
19 H	Denver	0	2					65 A	Oakland	0	3	134 A	Omaha	2	1
								68 A	Western Mich.	0	1	137 A	UMKC	4	1
								97 H	Valparaiso	2	3	146 A	Oral Roberts	2	3
								98 A	Bowling Green	1	4	154 N	Detroit	1	2
												165 A	Green Bay	1	1
												171 A	Milwaukee	0	2
												181 A	IPFW	1	2
												187 H	IUPUI	2	1
												190 H	Eastern Ill.	6	0
LAST 10 GAMES															
19 A	Denver	0	4	56 H	Drake	0	1	134 A	Omaha	2	1	121 H	Bradley	1	0
187 H	IUPUI	2	1	146 A	Oral Roberts	2	3	19 H	Denver	0	2				
171 A	Milwaukee	0	2												
181 A	IPFW	1	2												
190 H	Eastern Ill.	6	0												

Non-Div. I Games: Loras 5 2

Western Ill.



Average RPI Win: 155		WON-LOST	WINNING	LAST 10	STRENGTH OF		OPP. STRENGTH	TEAM	ADJ		CONF.	ADJ CONF.			
Average RPI Loss: 72		RECORD	PCT. RANK	GAMES	SCHEDULE		OF SCHEDULE	RPI	RPI		RPI	RPI			
DIV. I ONLY		5-8-5	.41667	143	2-6-2		160	135	161		.4318	161			
DIV. I NON-CONF.		3-2-4	.55556	79	0-0-1		179	177	172		.41399	175			
TOTALS		RPI 1-25	RPI 26-50		W-L RECORDS		RPI 51-100		RPI 101-150		RPI 150+				
5-8-5		0-0-0	0-4-0		OVERALL		0-2-0		2-2-2		3-0-3				
4-3-2		0-0-0	0-2-0		HOME		0-1-0		2-0-2		2-0-0				
1-5-3		0-0-0	0-2-0		AWAY		0-1-0		0-2-0		1-0-3				
0-0-0		0-0-0	0-0-0		NEUTRAL		0-0-0		0-0-0		0-0-0				
3-2-4		0-0-0	0-1-0		NON-CONFERENCE		0-0-0		0-1-2		3-0-2				
2-1-2		0-0-0	0-1-0		HOME		0-0-0		0-0-2		2-0-0				
1-1-2		0-0-0	0-0-		AWAY		0-0-0		0-1-0		1-0-2				
0-0-0		0-0-0	0-0-0		NEUTRAL		0-0-0		0-0-0		0-0-0				
2-6-1		0-0-0	0-3-0		CONFERENCE		0-2-0		2-1-0		0-0-1				
2-2-0		0-0-0	0-1-0		HOME		0-1-0		2-0-0		0-0-0				
0-4-1		0-0-0	0-2-0		AWAY		0-1-0		0-1-0		0-0-1				
0-0-0		0-0-0	0-0-0		NEUTRAL		0-0-0		0-0-0		0-0-0				
RPI	S	Opponent	Score	RPI	S	Opponent	Score	RPI	S	Opponent	Score	RPI	S	Opponent	Score
				31	H	Boston U.	0 1	62	A	Colgate	0 3	116	A	St. Francis Brooklyn	0 1
				41	A	American	0 1	99	H	Navy	0 4	124	H	Pittsburgh	0 0
				48	H	Albany (NY)	0 1					125	A	Holy Cross	0 1
				50	A	Lehigh	0 2					129	H	Bucknell	1 0
												131	H	Army West Point	1 0
												140	H	Fordham	0 0
												156	A	Buffalo	2 1
												167	H	Cornell	2 1
												170	A	Bryant	1 1
												180	A	Loyola Maryland	0 0
												193	H	Fairleigh Dickinson	3 0
												199	A	NJIT	0 0
LAST 10 GAMES															
				62	A	Colgate	0 3	199	A	NJIT	0 0				
				99	H	Navy	0 4	41	A	American	0 1				
				50	A	Lehigh	0 2	129	H	Bucknell	1 0				
				125	A	Holy Cross	0 1	180	A	Loyola Maryland	0 0				
				31	H	Boston U.	0 1	131	H	Army West Point	1 0				

Non-Div. I Games:

Lafayette

Average RPI Win:	145	WON-LOST	WINNING	LAST 10	STRENGTH OF	OPP. STRENGTH	TEAM	ADJ	CONF.	ADJ CONF.	
Average RPI Loss:	94	RECORD	PCT. RANK	GAMES	SCHEDULE	OF SCHEDULE	RPI	RPI	RPI	RPI	
DIV. I ONLY	5-13-1	.28947	177	4-5-1	87	165	165	.42781	162	19	19
DIV. I NON-CONF.	1-9-0	.1	197	0-1-0	43	118	115	.46418	120	13	13
TOTALS	RPI 1-25	RPI 26-50	W-L RECORDS	RPI 51-100	RPI 101-150	RPI 150+					
5-13-1	0-0-0	0-3-0	OVERALL	1-5-1	2-2-0	2-3-0					
4-3-1	0-0-0	0-2-0	HOME	1-1-1	2-0-0	1-0-0					
1-9-0	0-0-0	0-1-0	AWAY	0-4-0	0-1-0	1-3-0					
0-1-0	0-0-0	0-0-0	NEUTRAL	0-0-0	0-1-0	0-0-0					
1-9-0	0-0-0	0-3-0	NON-CONFERENCE	1-4-0	0-0-0	0-2-0					
1-3-0	0-0-0	0-2-0	HOME	1-1-0	0-0-0	0-0-0					
0-6-0	0-0-0	0-0-	AWAY	0-3-0	0-0-0	0-2-0					
0-0-0	0-0-0	0-0-0	NEUTRAL	0-0-0	0-0-0	0-0-0					
4-4-1	0-0-0	0-0-0	CONFERENCE	0-1-1	2-2-0	2-1-0					
3-0-1	0-0-0	0-0-0	HOME	0-0-1	2-0-0	1-0-0					
1-3-0	0-0-0	0-0-0	AWAY	0-1-0	0-1-0	1-1-0					
0-1-0	0-0-0	0-0-0	NEUTRAL	0-0-0	0-1-0	0-0-0					
RPI S	Opponent	Score	RPI S	Opponent	Score	RPI S	Opponent	Score	RPI S	Opponent	Score
			31 H	Boston U.	1 2	51 A	Dayton	1 4	118 A	George Washington	0 2
			34 H	Utah Valley	0 1	52 A	New Hampshire	0 1	119 H	Rhode Island	3 2
			48 A	Albany (NY)	0 4	58 A	Brown	1 2	140 H	Fordham	1 0
						74 H	Vermont	0 3	140 N	Fordham	0 1
						77 A	Columbia	0 1	168 H	La Salle	2 1
						86 H	Saint Louis	0 0	169 A	Saint Peter's	0 3
						95 H	Hartford	2 1	173 A	Central Conn. St.	1 5
									192 A	Saint Joseph's	0 2
									203 A	St. Bonaventure	2 1
LAST 10 GAMES											
			140 N	Fordham	0 1	203 A	St. Bonaventure	2 1			
			140 H	Fordham	1 0	86 H	Saint Louis	0 0			
			118 A	George Washington	0 2	119 H	Rhode Island	3 2			
			51 A	Dayton	1 4	192 A	Saint Joseph's	0 2			
			168 H	La Salle	2 1	58 A	Brown	1 2			

Non-Div. I Games:

Massachusetts

Average RPI Win:		156	WON-LOST RECORD		WINNING PCT. RANK		LAST 10 GAMES		STRENGTH OF SCHEDULE		OPP. STRENGTH OF SCHEDULE		TEAM RPI		ADJ RPI		CONF. RPI		ADJ CONF. RPI				
Average RPI Loss:		104																					
DIV. I ONLY			6-12-1		.34211 168		3-7-0		125		178		162		.42761 163		18		18				
DIV. I NON-CONF.			3-5-1		.38889 147		0-2-0		83		189		142		.44956 144		17		17				
TOTALS		RPI 1-25		RPI 26-50		W-L RECORDS		RPI 51-100		RPI 101-150		RPI 150+											
6-12-1		1-1-0		0-1-0		OVERALL		0-3-1		1-3-0		4-4-0											
4-2-0		1-0-0		0-0-0		HOME		0-0-0		1-2-0		2-0-0											
2-9-1		0-1-0		0-1-0		AWAY		0-2-1		0-1-0		2-4-0											
0-1-0		0-0-0		0-0-0		NEUTRAL		0-1-0		0-0-0		0-0-0											
3-5-1		0-1-0		0-0-0		NON-CONFERENCE		0-1-1		1-1-0		2-2-0											
1-0-0		0-0-0		0-0-0		HOME		0-0-0		1-0-0		0-0-0											
2-4-1		0-1-0		0-0-		AWAY		0-0-1		0-1-0		2-2-0											
0-1-0		0-0-0		0-0-0		NEUTRAL		0-1-0		0-0-0		0-0-0											
3-7-0		1-0-0		0-1-0		CONFERENCE		0-2-0		0-2-0		2-2-0											
3-2-0		1-0-0		0-0-0		HOME		0-0-0		0-2-0		2-0-0											
0-5-0		0-0-0		0-1-0		AWAY		0-2-0		0-0-0		0-2-0											
0-0-0		0-0-0		0-0-0		NEUTRAL		0-0-0		0-0-0		0-0-0											
RPI	S	Opponent		Score		RPI	S	Opponent		Score		RPI	S	Opponent		Score		RPI	S	Opponent		Score	
1	A	Wake Forest		0	5	30	A	Radford		1	5	52	N	New Hampshire		0	2	103	A	William & Mary		2	4
21	H	Coastal Caro.		3	2							74	A	Vermont		1	1	115	H	High Point		0	3
												90	A	Winthrop		0	3	117	H	Campbell		0	1
												90	A	Winthrop		2	3	141	H	LIU Brooklyn		2	1
																		152	A	Georgia St.		0	3
																		155	A	Longwood		2	3
																		158	A	Appalachian St.		0	1
																		177	A	USC Upstate		2	0
																		182	A	Gardner-Webb		1	3
																		188	H	Liberty		2	1
																		204	A	VMI		1	0
																		206	H	Presbyterian		4	1
LAST 10 GAMES																							
						90	A	Winthrop		0	3	188	H	Liberty		2	1						
						117	H	Campbell		0	1	103	A	William & Mary		2	4						
						206	H	Presbyterian		4	1	90	A	Winthrop		2	3						
						155	A	Longwood		2	3	182	A	Gardner-Webb		1	3						
						152	A	Georgia St.		0	3	21	H	Coastal Caro.		3	2						

Non-Div. I Games:

UNC Asheville

Average RPI Win:	153	WON-LOST	WINNING	LAST 10	STRENGTH OF	OPP. STRENGTH	TEAM	ADJ	CONF.	ADJ CONF.							
Average RPI Loss:	126	RECORD	PCT. RANK	GAMES	SCHEDULE	OF SCHEDULE	RPI	RPI	RPI	RPI							
DIV. I ONLY		7-9-2	.44444	132	4-4-2	149	199	153	.42731	164	22	23					
DIV. I NON-CONF.		2-5-0	.28571	169	0-0-0	95	188	113	.46549	119	22	22					
<hr/>																	
TOTALS	RPI 1-25	RPI 26-50		W-L RECORDS		RPI 51-100		RPI 101-150		RPI 150+							
7-9-2	0-0-0	0-0-0		OVERALL		2-3-1		0-4-0		5-2-1							
4-4-1	0-0-0	0-0-0		HOME		1-2-1		0-1-0		3-1-0							
3-4-1	0-0-0	0-0-0		AWAY		1-1-0		0-2-0		2-1-1							
0-1-0	0-0-0	0-0-0		NEUTRAL		0-0-0		0-1-0		0-0-0							
<hr/>																	
2-5-0	0-0-0	0-0-0		NON-CONFERENCE		1-3-0		0-1-0		1-1-0							
1-3-0	0-0-0	0-0-0		HOME		1-2-0		0-0-0		0-1-0							
1-2-0	0-0-0	0-0-		AWAY		0-1-0		0-1-0		1-0-0							
0-0-0	0-0-0	0-0-0		NEUTRAL		0-0-0		0-0-0		0-0-0							
<hr/>																	
5-4-2	0-0-0	0-0-0		CONFERENCE		1-0-1		0-3-0		4-1-1							
3-1-1	0-0-0	0-0-0		HOME		0-0-1		0-1-0		3-0-0							
2-2-1	0-0-0	0-0-0		AWAY		1-0-0		0-1-0		1-1-1							
0-1-0	0-0-0	0-0-0		NEUTRAL		0-0-0		0-1-0		0-0-0							
<hr/>																	
RPI	S	Opponent	Score	RPI	S	Opponent	Score	RPI	S	Opponent	Score						
				52		H	New Hampshire	1	3	111		A	Stony Brook	1	2		
				66		H	Binghamton	1	0	133		A	Iona	2	5		
				74		A	Vermont	2	4	150		H	Siena	0	1		
				76		H	Monmouth	2	2	150		N	Siena	0	1		
				77		H	Columbia	0	2	159		H	Fairfield	2	1		
				100		A	Rider	2	0	169		H	Saint Peter's	2	0		
										178		H	Canisius	3	2		
										185		A	Manhattan	1	3		
										192		A	Saint Joseph's	3	2		
										196		A	Quinnipiac	1	1		
										199		H	NJIT	0	2		
										205		A	Niagara	1	0		
<hr/>																	
				LAST 10 GAMES													
150				N Siena		0		1		133		A Iona		2		5	
76				H Monmouth		2		2		159		H Fairfield		2		1	
205				A Niagara		1		0		196		A Quinnipiac		1		1	
185				A Manhattan		1		3		169		H Saint Peter's		2		0	
150				H Siena		0		1		178		H Canisius		3		2	

Non-Div. I Games:

Marist

Average RPI Win:	147	WON-LOST	WINNING	LAST 10	STRENGTH OF	OPP. STRENGTH	TEAM	ADJ	CONF.	ADJ CONF.	
Average RPI Loss:	106	RECORD	PCT. RANK	GAMES	SCHEDULE	OF SCHEDULE	RPI	RPI	RPI	RPI	
DIV. I ONLY	5-10-3	.36111	160	4-5-1	153	167	169	.42652	165	16	17
DIV. I NON-CONF.	3-5-1	.38889	147	2-1-0	156	167	170	.4162	171	20	20
<hr/>											
TOTALS	RPI 1-25	RPI 26-50		W-L RECORDS		RPI 51-100		RPI 101-150		RPI 150+	
5-10-3	0-0-0	0-0-0		OVERALL		1-5-1		1-5-0		3-0-2	
3-2-2	0-0-0	0-0-0		HOME		1-1-0		0-1-0		2-0-2	
2-7-1	0-0-0	0-0-0		AWAY		0-4-1		1-3-0		1-0-0	
0-1-0	0-0-0	0-0-0		NEUTRAL		0-0-0		0-1-0		0-0-0	
<hr/>											
3-5-1	0-0-0	0-0-0		NON-CONFERENCE		1-2-0		1-3-0		1-0-1	
2-0-1	0-0-0	0-0-0		HOME		1-0-0		0-0-0		1-0-1	
1-4-0	0-0-0	0-0-		AWAY		0-2-0		1-2-0		0-0-0	
0-1-0	0-0-0	0-0-0		NEUTRAL		0-0-0		0-1-0		0-0-0	
<hr/>											
2-5-2	0-0-0	0-0-0		CONFERENCE		0-3-1		0-2-0		2-0-1	
1-2-1	0-0-0	0-0-0		HOME		0-1-0		0-1-0		1-0-1	
1-3-1	0-0-0	0-0-0		AWAY		0-2-1		0-1-0		1-0-0	
0-0-0	0-0-0	0-0-0		NEUTRAL		0-0-0		0-0-0		0-0-0	
<hr/>											
RPI S	Opponent	Score	RPI S	Opponent	Score	RPI S	Opponent	Score	RPI S	Opponent	Score
						56 H	Drake	1 0	102 H	Cleveland St.	0 1
						65 H	Oakland	0 1	127 A	Northern Ill.	0 1
						68 A	Western Mich.	0 3	128 A	Wisconsin	3 2
						72 A	Ill.-Chicago	0 2	142 N	Incarnate Word	0 2
						88 A	Wright St.	0 0	148 A	Northern Ky.	1 2
						93 A	Cincinnati	0 2	149 A	Grand Canyon	0 1
						97 A	Valparaiso	0 3	154 H	Detroit	0 0
						160 H	Western Ill.	1 1	171 A	Milwaukee	2 0
						190 H	Eastern Ill.	1 0	191 H	Belmont	3 0
						LAST 10 GAMES					
						97 A	Valparaiso	0 3	65 H	Oakland	0 1
						102 H	Cleveland St.	0 1	171 A	Milwaukee	2 0
						190 H	Eastern Ill.	1 0	154 H	Detroit	0 0
148 A	Northern Ky.	1 2	191 H	Belmont	3 0						
68 A	Western Mich.	0 3	128 A	Wisconsin	3 2						

Non-Div. I Games:

Green Bay

Average RPI Win:		192	WON-LOST RECORD		WINNING PCT. RANK		LAST 10 GAMES		STRENGTH OF SCHEDULE		OPP. STRENGTH OF SCHEDULE		TEAM RPI		ADJ RPI		CONF. RPI		ADJ CONF. RPI						
Average RPI Loss:		86																							
DIV. I ONLY			6-8-2		.4375 141		4-5-1		195		161		166		.42469 166		24		24						
DIV. I NON-CONF.			3-6-1		.35 158		1-3-0		167		84		152		.43968 154		23		23						
TOTALS		RPI 1-25		RPI 26-50		W-L RECORDS		RPI 51-100		RPI 101-150		RPI 150+													
6-8-2		0-2-0		0-1-0		OVERALL		0-2-0		0-1-0		6-2-2													
3-2-0		0-0-0		0-0-0		HOME		0-0-0		0-0-0		3-2-0													
2-6-1		0-2-0		0-1-0		AWAY		0-2-0		0-1-0		2-0-1													
1-0-1		0-0-0		0-0-0		NEUTRAL		0-0-0		0-0-0		1-0-1													
3-6-1		0-2-0		0-1-0		NON-CONFERENCE		0-1-0		0-1-0		3-1-1													
2-1-0		0-0-0		0-0-0		HOME		0-0-0		0-0-0		2-1-0													
0-5-1		0-2-0		0-0-		AWAY		0-1-0		0-1-0		0-0-1													
1-0-0		0-0-0		0-0-0		NEUTRAL		0-0-0		0-0-0		1-0-0													
3-2-1		0-0-0		0-0-0		CONFERENCE		0-1-0		0-0-0		3-1-1													
1-1-0		0-0-0		0-0-0		HOME		0-0-0		0-0-0		1-1-0													
2-1-0		0-0-0		0-0-0		AWAY		0-1-0		0-0-0		2-0-0													
0-0-1		0-0-0		0-0-0		NEUTRAL		0-0-0		0-0-0		0-0-1													
RPI	S	Opponent		Score		RPI	S	Opponent		Score		RPI	S	Opponent		Score									
3	A	Clemson		1	3	27	A	South Carolina		2	4	75	A	North Florida		1	2	141	A	LIU Brooklyn		0	3		
18	A	South Fla.		1	2							89	A	Hartwick		0	3	152	H	Georgia St.		3	5		
																		152	N	Georgia St.		3	3		
																		158	H	Appalachian St.		1	0		
																		174	A	Lipscomb		2	2		
																		179	H	Stetson		1	3		
																		191	N	Belmont		4	1		
																		195	H	Jacksonville		5	0		
																		199	A	NJIT		1	0		
																		202	A	Howard		2	0		
																		206	H	Presbyterian		2	0		
						LAST 10 GAMES																			
						152 N Georgia St.						3	3	3	A	Clemson		1	3						
						152 H Georgia St.						3	5	202	A	Howard		2	0						
						141 A LIU Brooklyn						0	3	195	H	Jacksonville		5	0						
						199 A NJIT						1	0	89	A	Hartwick		0	3						
						158 H Appalachian St.						1	0	75	A	North Florida		1	2						

Non-Div. I Games:

Ga. Southern

Average RPI Win: 118		WON-LOST RECORD	WINNING PCT. RANK	LAST 10 GAMES	STRENGTH OF SCHEDULE	OPP. STRENGTH OF SCHEDULE	TEAM RPI	ADJ RPI	CONF. RPI	ADJ CONF. RPI	
Average RPI Loss: 89											
DIV. I ONLY		4-12-1	.26471 181	3-7-0	92	143	168	.42412 167	12	12	
DIV. I NON-CONF.		2-7-1	.25 174	1-2-0	91	155	163	.43045 161	11	11	
<hr/>											
TOTALS	RPI 1-25	RPI 26-50		W-L RECORDS	RPI 51-100		RPI 101-150		RPI 150+		
4-12-1	0-1-0	0-2-0		OVERALL	2-5-0		1-1-0		1-3-1		
2-4-1	0-0-0	0-1-0		HOME	1-3-0		1-0-0		0-0-1		
2-6-0	0-1-0	0-1-0		AWAY	1-1-0		0-0-0		1-3-0		
0-2-0	0-0-0	0-0-0		NEUTRAL	0-1-0		0-1-0		0-0-0		
<hr/>											
2-7-1	0-0-0	0-1-0		NON-CONFERENCE	1-3-0		1-1-0		0-2-1		
2-1-1	0-0-0	0-0-0		HOME	1-1-0		1-0-0		0-0-1		
0-4-0	0-0-0	0-0-		AWAY	0-1-0		0-0-0		0-2-0		
0-2-0	0-0-0	0-0-0		NEUTRAL	0-1-0		0-1-0		0-0-0		
<hr/>											
2-5-0	0-1-0	0-1-0		CONFERENCE	1-2-0		0-0-0		1-1-0		
0-3-0	0-0-0	0-1-0		HOME	0-2-0		0-0-0		0-0-0		
2-2-0	0-1-0	0-0-0		AWAY	1-0-0		0-0-0		1-1-0		
0-0-0	0-0-0	0-0-0		NEUTRAL	0-0-0		0-0-0		0-0-0		
<hr/>											
RPI S	Opponent	Score	RPI S	Opponent	Score	RPI S	Opponent	Score	RPI S	Opponent	Score
20 A	Dartmouth	0 2	40 H	Harvard	0 2	58 H	Brown	0 1	102 N	Cleveland St.	1 2
			50 A	Lehigh	0 1	62 H	Colgate	1 0	123 H	Air Force	2 1
						66 H	Binghamton	0 1	156 A	Buffalo	0 2
						69 N	Oregon St.	0 2	157 H	Duquesne	0 0
						77 H	Columbia	0 1	161 A	Lafayette	1 2
						84 A	Princeton	2 1	176 A	Penn	0 2
						89 A	Hartwick	0 2	201 A	Yale	2 1
<hr/>											
			LAST 10 GAMES								
			77 H	Columbia	0 1	62 H	Colgate	1 0			
			20 A	Dartmouth	0 2	40 H	Harvard	0 2			
			84 A	Princeton	2 1	176 A	Penn	0 2			
			58 H	Brown	0 1	156 A	Buffalo	0 2			
			201 A	Yale	2 1	89 A	Hartwick	0 2			

Non-Div. I Games:

Cornell

Average RPI Win: 153		WON-LOST RECORD		WINNING PCT. RANK		LAST 10 GAMES		STRENGTH OF SCHEDULE		OPP. STRENGTH OF SCHEDULE		TEAM RPI		ADJ RPI		CONF. RPI		ADJ CONF. RPI	
DIV. I ONLY		6-10-2		.38889 150		2-6-2		174		179		170		.42383 168		19		19	
DIV. I NON-CONF.		4-5-1		.45 127		0-1-1		93		195		137		.45555 136		13		13	
TOTALS		RPI 1-25		RPI 26-50		W-L RECORDS		RPI 51-100		RPI 101-150		RPI 150+							
6-10-2		0-0-0		0-0-0		OVERALL		2-3-1		1-4-1		3-3-0							
3-3-1		0-0-0		0-0-0		HOME		0-1-1		1-1-0		2-1-0							
3-7-1		0-0-0		0-0-0		AWAY		2-2-0		0-3-1		1-2-0							
0-0-0		0-0-0		0-0-0		NEUTRAL		0-0-0		0-0-0		0-0-0							
4-5-1		0-0-0		0-0-0		NON-CONFERENCE		2-2-0		1-2-1		1-1-0							
2-1-0		0-0-0		0-0-0		HOME		0-1-0		1-0-0		1-0-0							
2-4-1		0-0-0		0-0-		AWAY		2-1-0		0-2-1		0-1-0							
0-0-0		0-0-0		0-0-0		NEUTRAL		0-0-0		0-0-0		0-0-0							
2-5-1		0-0-0		0-0-0		CONFERENCE		0-1-1		0-2-0		2-2-0							
1-2-1		0-0-0		0-0-0		HOME		0-0-1		0-1-0		1-1-0							
1-3-0		0-0-0		0-0-0		AWAY		0-1-0		0-1-0		1-1-0							
0-0-0		0-0-0		0-0-0		NEUTRAL		0-0-0		0-0-0		0-0-0							
RPI S	Opponent	Score		RPI S	Opponent	Score		RPI S	Opponent	Score		RPI S	Opponent	Score					
								51 A Dayton	0	5		119 H Rhode Island	1	2					
								61 H Villanova	0	2		129 A Bucknell	2	4					
								83 A Temple	1	4		135 A St. Mary's (CA)	2	3					
								92 H VCU	0	0		140 A Fordham	0	3					
								94 A UMBC	1	0		141 A LIU Brooklyn	0	0					
								100 A Rider	2	1		150 H Siena	1	0					
												151 A San Francisco	1	5					
												157 H Duquesne	2	3					
												162 A Massachusetts	1	2					
												180 H Loyola Maryland	1	0					
												192 H Saint Joseph's	1	0					
												203 A St. Bonaventure	3	0					
LAST 10 GAMES																			
								192 H Saint Joseph's	1	0		203 A St. Bonaventure	3	0					
								119 H Rhode Island	1	2		157 H Duquesne	2	3					
								162 A Massachusetts	1	2		140 A Fordham	0	3					
								51 A Dayton	0	5		61 H Villanova	0	2					
								92 H VCU	0	0		141 A LIU Brooklyn	0	0					

Non-Div. I Games:

La Salle



Average RPI Win:	170	WON-LOST	WINNING	LAST 10	STRENGTH OF	OPP. STRENGTH	TEAM	ADJ	CONF.	ADJ CONF.	
Average RPI Loss:	137	RECORD	PCT. RANK	GAMES	SCHEDULE	OF SCHEDULE	RPI	RPI	RPI	RPI	
DIV. I ONLY	7-9-2	.44444	132	3-6-1	183	202	164	.42166	169	22	23
DIV. I NON-CONF.	3-3-1	.5	98	0-0-0	124	199	145	.45428	139	22	22
<hr/>											
TOTALS	RPI 1-25	RPI 26-50		W-L RECORDS		RPI 51-100		RPI 101-150		RPI 150+	
7-9-2	0-0-0	0-0-0		OVERALL		1-2-0		1-3-2		5-4-0	
5-2-2	0-0-0	0-0-0		HOME		1-0-0		1-1-2		3-1-0	
2-6-0	0-0-0	0-0-0		AWAY		0-2-0		0-2-0		2-2-0	
0-1-0	0-0-0	0-0-0		NEUTRAL		0-0-0		0-0-0		0-1-0	
<hr/>											
3-3-1	0-0-0	0-0-0		NON-CONFERENCE		0-1-0		1-2-1		2-0-0	
3-0-1	0-0-0	0-0-0		HOME		0-0-0		1-0-1		2-0-0	
0-3-0	0-0-0	0-0-		AWAY		0-1-0		0-2-0		0-0-0	
0-0-0	0-0-0	0-0-0		NEUTRAL		0-0-0		0-0-0		0-0-0	
<hr/>											
4-6-1	0-0-0	0-0-0		CONFERENCE		1-1-0		0-1-1		3-4-0	
2-2-1	0-0-0	0-0-0		HOME		1-0-0		0-1-1		1-1-0	
2-3-0	0-0-0	0-0-0		AWAY		0-1-0		0-0-0		2-2-0	
0-1-0	0-0-0	0-0-0		NEUTRAL		0-0-0		0-0-0		0-1-0	
<hr/>											
RPI S	Opponent	Score	RPI S	Opponent	Score	RPI S	Opponent	Score	RPI S	Opponent	Score
						66 A	Binghamton	2 3	116 H	St. Francis Brooklyn	1 1
						76 A	Monmouth	1 3	124 A	Pittsburgh	0 1
						100 H	Rider	2 0	133 H	Iona	1 2
									141 H	LIU Brooklyn	3 1
									145 A	Robert Morris	1 2
									150 H	Siena	1 1
									159 A	Fairfield	1 2
									162 H	Massachusetts	3 0
									164 A	Marist	0 2
									178 H	Canisius	1 2
									185 H	Manhattan	2 1
									185 N	Manhattan	0 1
									196 A	Quinnipiac	2 0
									200 H	Sacred Heart	2 1
									205 A	Niagara	1 0
<hr/>											
			LAST 10 GAMES								
			185 N Manhattan			0 1	205 A Niagara			1 0	
			150 H Siena			1 1	76 A Monmouth			1 3	
			159 A Fairfield			1 2	185 H Manhattan			2 1	
			178 H Canisius			1 2	164 A Marist			0 2	
			133 H Iona			1 2	100 H Rider			2 0	

Non-Div. I Games:

Saint Peter's

Average RPI Win:	148	WON-LOST RECORD	WINNING PCT. RANK	LAST 10 GAMES	STRENGTH OF SCHEDULE	OPP. STRENGTH OF SCHEDULE	TEAM RPI	ADJ RPI	CONF. RPI	ADJ CONF. RPI							
Average RPI Loss:	106																
DIV. I ONLY	3-8-5	.34375	166	2-5-3	90	198	167	.42138	170	23	22						
DIV. I NON-CONF.	2-5-2	.33333	160	1-2-0	69	181	143	.44993	143	24	24						
<hr/>																	
TOTALS	RPI 1-25	RPI 26-50		W-L RECORDS	RPI 51-100		RPI 101-150		RPI 150+								
3-8-5	0-0-0	0-0-0		OVERALL	1-4-0		0-3-2		2-1-3								
3-2-3	0-0-0	0-0-0		HOME	1-1-0		0-0-0		2-1-3								
0-6-2	0-0-0	0-0-0		AWAY	0-3-0		0-3-2		0-0-0								
0-0-0	0-0-0	0-0-0		NEUTRAL	0-0-0		0-0-0		0-0-0								
<hr/>																	
2-5-2	0-0-0	0-0-0		NON-CONFERENCE	1-4-0		0-1-0		1-0-2								
2-1-2	0-0-0	0-0-0		HOME	1-1-0		0-0-0		1-0-2								
0-4-0	0-0-0	0-0-		AWAY	0-3-0		0-1-0		0-0-0								
0-0-0	0-0-0	0-0-0		NEUTRAL	0-0-0		0-0-0		0-0-0								
<hr/>																	
1-3-3	0-0-0	0-0-0		CONFERENCE	0-0-0		0-2-2		1-1-1								
1-1-1	0-0-0	0-0-0		HOME	0-0-0		0-0-0		1-1-1								
0-2-2	0-0-0	0-0-0		AWAY	0-0-0		0-2-2		0-0-0								
0-0-0	0-0-0	0-0-0		NEUTRAL	0-0-0		0-0-0		0-0-0								
<hr/>																	
RPI S	Opponent	Score	RPI S	Opponent	Score	RPI S	Opponent	Score	RPI S	Opponent	Score						
						59 A	Providence	1 2	107 A	Saint Francis (PA)	0 1						
						71 A	UMass Lowell	2 3	116 A	St. Francis Brooklyn	0 0						
						74 A	Vermont	1 2	119 A	Rhode Island	1 3						
						89 H	Hartwick	2 1	141 A	LIU Brooklyn	0 1						
						100 H	Rider	2 3	145 A	Robert Morris	1 1						
									156 H	Buffalo	1 0						
									161 H	Lafayette	1 1						
									173 H	Central Conn. St.	2 3						
									178 H	Canisius	1 1						
									193 H	Fairleigh Dickinson	1 1						
									200 H	Sacred Heart	3 0						
						<hr/>											
									LAST 10 GAMES								
									173 H	Central Conn. St.	2 3	141 A	LIU Brooklyn	0 1			
			193 H	Fairleigh Dickinson	1 1	116 A	St. Francis Brooklyn	0 0									
			145 A	Robert Morris	1 1	89 H	Hartwick	2 1									
			107 A	Saint Francis (PA)	0 1	74 A	Vermont	1 2									
			200 H	Sacred Heart	3 0	71 A	UMass Lowell	2 3									

Non-Div. I Games:

Bryant

Average RPI Win: 137		WON-LOST RECORD		WINNING PCT. RANK		LAST 10 GAMES		STRENGTH OF SCHEDULE		OPP. STRENGTH OF SCHEDULE		TEAM RPI		ADJ RPI		CONF. RPI		ADJ CONF. RPI	
DIV. I ONLY		5-10-3		.36111 160		3-6-1		169		127		172		.42078 171		16		17	
DIV. I NON-CONF.		3-5-1		.38889 147		2-1-0		178		94		177		.41596 172		20		20	
TOTALS		RPI 1-25		RPI 26-50		W-L RECORDS		RPI 51-100		RPI 101-150		RPI 150+							
5-10-3		0-1-0		0-0-0		OVERALL		1-2-1		2-4-2		2-3-0							
3-4-2		0-0-0		0-0-0		HOME		0-2-1		1-1-1		2-1-0							
2-5-1		0-1-0		0-0-0		AWAY		1-0-0		1-2-1		0-2-0							
0-1-0		0-0-0		0-0-0		NEUTRAL		0-0-0		0-1-0		0-0-0							
3-5-1		0-1-0		0-0-0		NON-CONFERENCE		0-0-0		1-4-1		2-0-0							
2-1-1		0-0-0		0-0-0		HOME		0-0-0		0-1-1		2-0-0							
1-3-0		0-1-0		0-0-		AWAY		0-0-0		1-2-0		0-0-0							
0-1-0		0-0-0		0-0-0		NEUTRAL		0-0-0		0-1-0		0-0-0							
2-5-2		0-0-0		0-0-0		CONFERENCE		1-2-1		1-0-1		0-3-0							
1-3-1		0-0-0		0-0-0		HOME		0-2-1		1-0-0		0-1-0							
1-2-1		0-0-0		0-0-0		AWAY		1-0-0		0-0-1		0-2-0							
0-0-0		0-0-0		0-0-0		NEUTRAL		0-0-0		0-0-0		0-0-0							
RPI S	Opponent	Score		RPI S	Opponent	Score		RPI S	Opponent	Score		RPI S	Opponent	Score					
8 A	Creighton	0 4						65 A	Oakland	1 0		102 A	Cleveland St.	0 0					
								72 H	Ill.-Chicago	1 1		104 A	Gonzaga	0 1					
								88 H	Wright St.	0 1		121 A	Bradley	0 1					
								97 H	Valparaiso	0 1		127 A	Northern Ill.	2 1					
												128 H	Wisconsin	0 1					
												130 N	Houston Baptist	1 2					
												138 H	Marquette	1 1					
												148 H	Northern Ky.	4 0					
												154 A	Detroit	0 1					
												160 H	Western Ill.	2 0					
												165 H	Green Bay	0 2					
												184 H	Evansville	5 2					
												191 A	Belmont	0 1					
LAST 10 GAMES																			
148 H	Northern Ky.	4 0		88 H	Wright St.	0 1													
154 A	Detroit	0 1		165 H	Green Bay	0 2													
160 H	Western Ill.	2 0		191 A	Belmont	0 1													
102 A	Cleveland St.	0 0		127 A	Northern Ill.	2 1													
128 H	Wisconsin	0 1		97 H	Valparaiso	0 1													

Non-Div. I Games:

Milwaukee

Average RPI Win:		114	WON-LOST RECORD		WINNING PCT. RANK		LAST 10 GAMES		STRENGTH OF SCHEDULE		OPP. STRENGTH OF SCHEDULE		TEAM RPI	ADJ RPI		CONF. RPI	ADJ CONF. RPI	
DIV. I ONLY		3-12-3		.25 185		1-8-1		91		86		175	.4205 172		17	16		
DIV. I NON-CONF.		2-6-3		.31818 162		0-2-1		41		60		129	.45585 135		9	9		
TOTALS		RPI 1-25		RPI 26-50		W-L RECORDS		RPI 51-100		RPI 101-150		RPI 150+						
3-12-3		0-0-2		0-3-1		OVERALL		2-3-0		0-4-0		1-2-0						
3-6-1		0-0-1		0-1-0		HOME		2-1-0		0-3-0		1-1-0						
0-6-2		0-0-1		0-2-1		AWAY		0-2-0		0-1-0		0-1-0						
0-0-0		0-0-0		0-0-0		NEUTRAL		0-0-0		0-0-0		0-0-0						
2-6-3		0-0-2		0-2-1		NON-CONFERENCE		2-1-0		0-2-0		0-1-0						
2-3-1		0-0-1		0-0-0		HOME		2-1-0		0-2-0		0-0-0						
0-3-2		0-0-1		0-1-		AWAY		0-0-0		0-0-0		0-1-0						
0-0-0		0-0-0		0-0-0		NEUTRAL		0-0-0		0-0-0		0-0-0						
1-6-0		0-0-0		0-1-0		CONFERENCE		0-2-0		0-2-0		1-1-0						
1-3-0		0-0-0		0-1-0		HOME		0-0-0		0-1-0		1-1-0						
0-3-0		0-0-0		0-0-0		AWAY		0-2-0		0-1-0		0-0-0						
0-0-0		0-0-0		0-0-0		NEUTRAL		0-0-0		0-0-0		0-0-0						
RPI	S	Opponent		Score		RPI	S	Opponent		Score		RPI	S	Opponent		Score		
9	A	SMU		0	0	26	A	Virginia		2	3	60	A	San Diego		2	3	
19	H	Denver		0	0	28	A	Tulsa		2	3	64	H	Michigan St.		0	1	
						46	H	Santa Clara		2	3	69	H	Oregon St.		1	0	
						47	A	Washington		0	0	74	H	Vermont		3	2	
												85	A	Loyola Marymount		0	3	

Non-Div. I Games:

Portland

Average RPI Win:		185	WON-LOST RECORD		WINNING PCT. RANK		LAST 10 GAMES		STRENGTH OF SCHEDULE		OPP. STRENGTH OF SCHEDULE		TEAM RPI		ADJ RPI		CONF. RPI		ADJ CONF. RPI		
DIV. I ONLY			6-9-2		.41176	147	4-5-1		197		169		176		.42029		173	23		22	
DIV. I NON-CONF.			3-5-2		.4	146	1-1-1		190		109		174		.41582		173	24		24	
TOTALS		RPI 1-25		RPI 26-50		W-L RECORDS		RPI 51-100		RPI 101-150		RPI 150+									
6-9-2		0-0-0		0-0-1		OVERALL		0-3-0		0-6-0		6-0-1									
2-5-1		0-0-0		0-0-0		HOME		0-1-0		0-4-0		2-0-1									
4-3-1		0-0-0		0-0-1		AWAY		0-1-0		0-2-0		4-0-0									
0-1-0		0-0-0		0-0-0		NEUTRAL		0-1-0		0-0-0		0-0-0									
3-5-2		0-0-0		0-0-1		NON-CONFERENCE		0-3-0		0-2-0		3-0-1									
2-1-1		0-0-0		0-0-0		HOME		0-1-0		0-0-0		2-0-1									
1-3-1		0-0-0		0-1-		AWAY		0-1-0		0-2-0		1-0-0									
0-1-0		0-0-0		0-0-0		NEUTRAL		0-1-0		0-0-0		0-0-0									
3-4-0		0-0-0		0-0-0		CONFERENCE		0-0-0		0-4-0		3-0-0									
0-4-0		0-0-0		0-0-0		HOME		0-0-0		0-4-0		0-0-0									
3-0-0		0-0-0		0-0-0		AWAY		0-0-0		0-0-0		3-0-0									
0-0-0		0-0-0		0-0-0		NEUTRAL		0-0-0		0-0-0		0-0-0									
RPI	S	Opponent	Score	RPI	S	Opponent	Score	RPI	S	Opponent	Score	RPI	S	Opponent	Score						
48	A	Albany (NY)	2 2	52	N	New Hampshire	0 2	107	H	Saint Francis (PA)	1 3										
				74	A	Vermont	1 2	111	A	Stony Brook	0 1										
				95	H	Hartford	1 2	116	H	St. Francis Brooklyn	0 1										
								141	H	LIU Brooklyn	0 3										
								143	A	St. John's (NY)	0 3										
								145	H	Robert Morris	1 2										
								162	H	Massachusetts	5 1										
								170	A	Bryant	3 2										
								185	A	Manhattan	3 1										
								193	A	Fairleigh Dickinson	2 1										
								199	H	NJIT	0 0										
								200	A	Sacred Heart	2 1										
								201	H	Yale	1 0										
LAST 10 GAMES				LAST 10 GAMES																	
170	A	Bryant	3 2	200	A	Sacred Heart	2 1														
201	H	Yale	1 0	193	A	Fairleigh Dickinson	2 1														
107	H	Saint Francis (PA)	1 3	116	H	St. Francis Brooklyn	0 1														
145	H	Robert Morris	1 2	199	H	NJIT	0 0														
141	H	LIU Brooklyn	0 3	143	A	St. John's (NY)	0 3														

**Non-Div. I Games:**

Central Conn. St.

Average RPI Win: 162		WON-LOST	WINNING	LAST 10	STRENGTH OF		OPP. STRENGTH	TEAM	ADJ		CONF.	ADJ CONF.					
Average RPI Loss: 102		RECORD	PCT. RANK	GAMES	SCHEDULE		OF SCHEDULE	RPI	RPI		RPI	RPI					
DIV. I ONLY		6-10-1	.38235	153	4-6-0		181	175	173	.4141	174	21	21				
DIV. I NON-CONF.		3-7-1	.31818	162	1-3-0		166	187	168	.40859	181	21	21				
<hr/>																	
TOTALS		RPI 1-25		RPI 26-50		W-L RECORDS		RPI 51-100		RPI 101-150		RPI 150+					
6-10-1		0-1-0		1-0-0		OVERALL		0-5-0		0-1-0		5-3-1					
4-3-1		0-0-0		1-0-0		HOME		0-2-0		0-0-0		3-1-1					
2-5-0		0-1-0		0-0-0		AWAY		0-3-0		0-0-0		2-1-0					
0-2-0		0-0-0		0-0-0		NEUTRAL		0-0-0		0-1-0		0-1-0					
<hr/>																	
3-7-1		0-1-0		1-0-0		NON-CONFERENCE		0-2-0		0-1-0		2-3-1					
3-2-1		0-0-0		1-0-0		HOME		0-1-0		0-0-0		2-1-1					
0-3-0		0-1-0		0-0-		AWAY		0-1-0		0-0-0		0-1-0					
0-2-0		0-0-0		0-0-0		NEUTRAL		0-0-0		0-1-0		0-1-0					
<hr/>																	
3-3-0		0-0-0		0-0-0		CONFERENCE		0-3-0		0-0-0		3-0-0					
1-1-0		0-0-0		0-0-0		HOME		0-1-0		0-0-0		1-0-0					
2-2-0		0-0-0		0-0-0		AWAY		0-2-0		0-0-0		2-0-0					
0-0-0		0-0-0		0-0-0		NEUTRAL		0-0-0		0-0-0		0-0-0					
<hr/>																	
RPI	S	Opponent		Score		RPI	S	Opponent		Score		RPI	S	Opponent		Score	
23	A	Elon		0	1	49	H	Xavier		2	1	57	A	FGCU		0	4
												60	H	San Diego		1	3
												73	A	Mercer		0	1
												75	A	North Florida		1	2
												75	H	North Florida		0	3

Non-Div. I Games:

Lipscomb

Average RPI Win:	121	WON-LOST RECORD	WINNING PCT. RANK	LAST 10 GAMES	STRENGTH OF SCHEDULE	OPP. STRENGTH OF SCHEDULE	TEAM RPI	ADJ RPI	CONF. RPI	ADJ CONF. RPI					
DIV. I ONLY		5-10-4	.36842	156	3-4-3	175	89	171	.41408	175	11	11			
DIV. I NON-CONF.		1-6-2	.22222	184	0-1-1	187	124	185	.39413	189	8	8			
<hr/>															
TOTALS	RPI 1-25	RPI 26-50		W-L RECORDS		RPI 51-100		RPI 101-150		RPI 150+					
5-10-4	0-1-0	1-3-0		OVERALL		0-3-1		2-1-2		2-2-1					
3-3-3	0-0-0	1-0-0		HOME		0-1-1		1-0-1		1-2-1					
2-7-1	0-1-0	0-3-0		AWAY		0-2-0		1-1-1		1-0-0					
0-0-0	0-0-0	0-0-0		NEUTRAL		0-0-0		0-0-0		0-0-0					
<hr/>															
1-6-2	0-0-0	0-2-0		NON-CONFERENCE		0-2-0		0-1-1		1-1-1					
1-2-2	0-0-0	0-0-0		HOME		0-1-0		0-0-1		1-1-1					
0-4-0	0-0-0	0-0-		AWAY		0-1-0		0-1-0		0-0-0					
0-0-0	0-0-0	0-0-0		NEUTRAL		0-0-0		0-0-0		0-0-0					
<hr/>															
4-4-2	0-1-0	1-1-0		CONFERENCE		0-1-1		2-0-1		1-1-0					
2-1-1	0-0-0	1-0-0		HOME		0-0-1		1-0-0		0-1-0					
2-3-1	0-1-0	0-1-0		AWAY		0-1-0		1-0-1		1-0-0					
0-0-0	0-0-0	0-0-0		NEUTRAL		0-0-0		0-0-0		0-0-0					
<hr/>															
RPI	S	Opponent	Score	RPI	S	Opponent	Score	RPI	S	Opponent	Score				
23	A	Elon	1 2	26	A	Virginia	0 2	51	H	Dayton	0 1	103	H	William & Mary	3 1
				32	A	Hofstra	0 2	63	H	UNCW	0 0	106	A	West Virginia	2 6
				32	H	Hofstra	2 0	78	A	Penn St.	0 2	114	A	Col. of Charleston	3 2
				50	A	Lehigh	1 2	79	A	Delaware	0 4	114	A	Col. of Charleston	0 0
												133	H	Iona	1 1
												153	A	Northeastern	3 2
												188	H	Liberty	0 1
												189	H	Drexel	0 1
												202	H	Howard	2 2
												204	H	VMI	2 0
<hr/>															
LAST 10 GAMES															
32 A Hofstra 0 2								23 A Elon 1 2							
114 A Col. of Charleston 3 2								103 H William & Mary 3 1							
32 H Hofstra 2 0								114 A Col. of Charleston 0 0							
79 A Delaware 0 4								202 H Howard 2 2							
50 A Lehigh 1 2								63 H UNCW 0 0							

Non-Div. I Games:

James Madison

Average RPI Win: 155		WON-LOST RECORD		WINNING PCT. RANK		LAST 10 GAMES		STRENGTH OF SCHEDULE		OPP. STRENGTH OF SCHEDULE		TEAM RPI		ADJ RPI		CONF. RPI		ADJ CONF. RPI	
DIV. I ONLY		3-11-2		.25 185		3-6-1		120		94		179		.41329 176		12		12	
DIV. I NON-CONF.		2-6-1		.27778 170		2-1-0		115		71		171		.4171 170		11		11	
TOTALS		RPI 1-25		RPI 26-50		W-L RECORDS		RPI 51-100		RPI 101-150		RPI 150+							
3-11-2		0-2-0		0-3-1		OVERALL		0-5-0		1-0-0		2-1-1							
1-5-2		0-1-0		0-1-1		HOME		0-3-0		0-0-0		1-0-1							
2-6-0		0-1-0		0-2-0		AWAY		0-2-0		1-0-0		1-1-0							
0-0-0		0-0-0		0-0-0		NEUTRAL		0-0-0		0-0-0		0-0-0							
2-6-1		0-1-0		0-2-1		NON-CONFERENCE		0-2-0		1-0-0		1-1-0							
0-3-1		0-0-0		0-1-1		HOME		0-2-0		0-0-0		0-0-0							
2-3-0		0-1-0		0-0-		AWAY		0-0-0		1-0-0		1-1-0							
0-0-0		0-0-0		0-0-0		NEUTRAL		0-0-0		0-0-0		0-0-0							
1-5-1		0-1-0		0-1-0		CONFERENCE		0-3-0		0-0-0		1-0-1							
1-2-1		0-1-0		0-0-0		HOME		0-1-0		0-0-0		1-0-1							
0-3-0		0-0-0		0-1-0		AWAY		0-2-0		0-0-0		0-0-0							
0-0-0		0-0-0		0-0-0		NEUTRAL		0-0-0		0-0-0		0-0-0							
RPI	S	Opponent		Score		RPI	S	Opponent		Score		RPI	S	Opponent		Score			
20	H	Dartmouth		0 1		29	H	Rutgers		0 2		58	A	Brown		1 2			
22	A	FIU		1 3		40	A	Harvard		0 6		77	A	Columbia		1 2			
						41	A	American		0 4		78	H	Penn St.		0 2			
						47	H	Washington		0 0		83	H	Temple		0 3			
												84	H	Princeton		0 2			

Non-Div. I Games:

Penn





Average RPI Win:	166	WON-LOST RECORD	WINNING PCT. RANK	LAST 10 GAMES	STRENGTH OF SCHEDULE	OPP. STRENGTH OF SCHEDULE	TEAM RPI	ADJ RPI	CONF. RPI	ADJ CONF. RPI				
Average RPI Loss:	147													
DIV. I ONLY	8-9-1	.47222	118	5-5-0	204	192	174	.41312	178	22	23			
DIV. I NON-CONF.	3-3-1	.5	98	0-0-0	201	182	178	.41513	174	22	22			
<hr/>														
TOTALS	RPI 1-25	RPI 26-50		W-L RECORDS		RPI 51-100		RPI 101-150		RPI 150+				
8-9-1	0-0-0	0-0-0		OVERALL		2-1-0		0-3-0		6-5-1				
3-3-0	0-0-0	0-0-0		HOME		0-1-0		0-2-0		3-0-0				
5-5-1	0-0-0	0-0-0		AWAY		2-0-0		0-1-0		3-4-1				
0-1-0	0-0-0	0-0-0		NEUTRAL		0-0-0		0-0-0		0-1-0				
<hr/>														
3-3-1	0-0-0	0-0-0		NON-CONFERENCE		1-0-0		0-1-0		2-2-1				
1-0-0	0-0-0	0-0-0		HOME		0-0-0		0-0-0		1-0-0				
2-3-1	0-0-0	0-0-		AWAY		1-0-0		0-1-0		1-2-1				
0-0-0	0-0-0	0-0-0		NEUTRAL		0-0-0		0-0-0		0-0-0				
<hr/>														
5-6-0	0-0-0	0-0-0		CONFERENCE		1-1-0		0-2-0		4-3-0				
2-3-0	0-0-0	0-0-0		HOME		0-1-0		0-2-0		2-0-0				
3-2-0	0-0-0	0-0-0		AWAY		1-0-0		0-0-0		2-2-0				
0-1-0	0-0-0	0-0-0		NEUTRAL		0-0-0		0-0-0		0-1-0				
<hr/>														
RPI S	Opponent	Score	RPI S	Opponent	Score	RPI S	Opponent	Score	RPI S	Opponent	Score			
						71 A	UMass Lowell	2 1	133 H	Iona	0 1			
						76 H	Monmouth	0 2	135 A	St. Mary's (CA)	0 1			
						100 A	Rider	5 2	150 H	Siena	0 1			
									151 A	San Francisco	0 2			
									156 A	Buffalo	2 4			
									159 A	Fairfield	0 1			
									164 A	Marist	2 3			
									169 A	Saint Peter's	2 1			
									170 A	Bryant	1 1			
									185 H	Manhattan	3 1			
									196 A	Quinnipiac	1 0			
									196 N	Quinnipiac	0 1			
									199 H	NJIT	1 0			
									203 A	St. Bonaventure	3 0			
									205 H	Niagara	2 0			
			LAST 10 GAMES											
			196 N	Quinnipiac	0 1							196 A	Quinnipiac	1 0
			185 H	Manhattan	3 1							133 H	Iona	0 1
			100 A	Rider	5 2							150 H	Siena	0 1
			169 A	Saint Peter's	2 1							159 A	Fairfield	0 1
			205 H	Niagara	2 0							164 A	Marist	2 3

Non-Div. I Games:

Canisius

Average RPI Win: 142		WON-LOST	WINNING	LAST 10	STRENGTH OF		OPP. STRENGTH	TEAM	ADJ		CONF.	ADJ CONF.			
Average RPI Loss: 105		RECORD	PCT. RANK	GAMES	SCHEDULE		OF SCHEDULE	RPI	RPI		RPI	RPI			
DIV. I ONLY		4-9-2	.33333	170	2-6-1		156	172	177	.41091	179	21	21		
DIV. I NON-CONF.		4-5-1	.45	127	2-2-0		110	164	161	.43668	157	21	21		
TOTALS		RPI 1-25	RPI 26-50		W-L RECORDS		RPI 51-100		RPI 101-150		RPI 150+				
4-9-2		0-1-0	0-0-0		OVERALL		1-3-0		1-3-0		2-2-2				
1-3-1		0-1-0	0-0-0		HOME		0-1-0		0-0-0		1-1-1				
3-5-1		0-0-0	0-0-0		AWAY		1-1-0		1-3-0		1-1-1				
0-1-0		0-0-0	0-0-0		NEUTRAL		0-1-0		0-0-0		0-0-0				
4-5-1		0-1-0	0-0-0		NON-CONFERENCE		1-1-0		1-3-0		2-0-1				
1-1-1		0-1-0	0-0-0		HOME		0-0-0		0-0-0		1-0-1				
3-3-0		0-0-0	0-0-		AWAY		1-0-0		1-3-0		1-0-0				
0-1-0		0-0-0	0-0-0		NEUTRAL		0-1-0		0-0-0		0-0-0				
0-4-1		0-0-0	0-0-0		CONFERENCE		0-2-0		0-0-0		0-2-1				
0-2-0		0-0-0	0-0-0		HOME		0-1-0		0-0-0		0-1-0				
0-2-1		0-0-0	0-0-0		AWAY		0-1-0		0-0-0		0-1-1				
0-0-0		0-0-0	0-0-0		NEUTRAL		0-0-0		0-0-0		0-0-0				
RPI S	Opponent	Score		RPI S	Opponent	Score		RPI S	Opponent	Score		RPI S	Opponent	Score	
22 H	FIU	0	3					57 H	FGCU	0	2	109 A	UCF	1	2
								70 N	Loyola Chicago	0	1	117 A	Campbell	0	1
								75 A	North Florida	0	2	126 A	UAB	3	0
								91 A	Furman	1	0	127 A	Northern Ill.	0	1
												154 H	Detroit	1	1
												166 A	Ga. Southern	3	1
												174 H	Lipscomb	0	3
												177 A	USC Upstate	0	0
												183 H	Fla. Atlantic	2	1
												195 A	Jacksonville	1	3
LAST 10 GAMES															
174 H	Lipscomb	0	3	57 H	FGCU	0	2								
177 A	USC Upstate	0	0	183 H	Fla. Atlantic	2	1								
75 A	North Florida	0	2	117 A	Campbell	0	1								
109 A	UCF	1	2	91 A	Furman	1	0								
195 A	Jacksonville	1	3	127 A	Northern Ill.	0	1								

Non-Div. I Games: Saint Leo 3 1

Stetson

Average RPI Win:	142	WON-LOST RECORD	WINNING PCT. RANK	LAST 10 GAMES	STRENGTH OF SCHEDULE	OPP. STRENGTH OF SCHEDULE	TEAM RPI	ADJ RPI	CONF. RPI	ADJ CONF. RPI		
DIV. I ONLY		2-13-2	.17647	194	1-8-1	68	141	183	.40565	180	10	10
DIV. I NON-CONF.		2-5-1	.3125	165	1-1-0	80	168	179	.41255	177	14	14
<hr/>												
TOTALS	RPI 1-25	RPI 26-50			W-L RECORDS		RPI 51-100		RPI 101-150		RPI 150+	
2-13-2	0-0-0	0-5-0			OVERALL		1-3-0		0-4-1		1-1-1	
2-4-2	0-0-0	0-2-0			HOME		1-0-0		0-2-1		1-0-1	
0-9-0	0-0-0	0-3-0			AWAY		0-3-0		0-2-0		0-1-0	
0-0-0	0-0-0	0-0-0			NEUTRAL		0-0-0		0-0-0		0-0-0	
<hr/>												
2-5-1	0-0-0	0-2-0			NON-CONFERENCE		1-1-0		0-1-1		1-1-0	
2-1-1	0-0-0	0-1-0			HOME		1-0-0		0-0-1		1-0-0	
0-4-0	0-0-0	0-0-			AWAY		0-1-0		0-1-0		0-1-0	
0-0-0	0-0-0	0-0-0			NEUTRAL		0-0-0		0-0-0		0-0-0	
<hr/>												
0-8-1	0-0-0	0-3-0			CONFERENCE		0-2-0		0-3-0		0-0-1	
0-3-1	0-0-0	0-1-0			HOME		0-0-0		0-2-0		0-0-1	
0-5-0	0-0-0	0-2-0			AWAY		0-2-0		0-1-0		0-0-0	
0-0-0	0-0-0	0-0-0			NEUTRAL		0-0-0		0-0-0		0-0-0	
<hr/>												
RPI S	Opponent	Score	RPI S	Opponent	Score	RPI S	Opponent	Score	RPI S	Opponent	Score	
			29 A	Rutgers	0 8	53 A	Duke	1 5	107 H	Saint Francis (PA)	0 0	
			31 A	Boston U.	1 2	62 A	Colgate	0 1	118 A	George Washington	0 1	
			41 H	American	0 3	94 H	UMBC	1 0	125 H	Holy Cross	0 2	
			45 H	Old Dominion	0 3	99 A	Navy	0 1	129 A	Bucknell	0 5	
			50 A	Lehigh	0 1				131 H	Army West Point	0 1	
									161 H	Lafayette	0 0	
									168 A	La Salle	0 1	
									189 H	Drexel	3 2	
<hr/>												
LAST 10 GAMES												
			125 H	Holy Cross	0 2	50 A	Lehigh	0 1				
			62 A	Colgate	0 1	31 A	Boston U.	1 2				
			129 A	Bucknell	0 5	41 H	American	0 3				
			131 H	Army West Point	0 1	161 H	Lafayette	0 0				
			189 H	Drexel	3 2	29 A	Rutgers	0 8				

**Non-Div. I Games:**

Loyola Maryland

Average RPI Win: 169		WON-LOST	WINNING	LAST 10	STRENGTH OF	OPP. STRENGTH	TEAM	ADJ	CONF.	ADJ CONF.					
Average RPI Loss: 108		RECORD	PCT. RANK	GAMES	SCHEDULE	OF SCHEDULE	RPI	RPI	RPI	RPI					
DIV. I ONLY		4-11-0	.26667	180	2-8-0	130	177	180	.40524	181	20	20			
DIV. I NON-CONF.		2-7-0	.22222	184	0-4-0	87	186	162	.42387	163	18	19			
-----															
TOTALS		RPI 1-25	RPI 26-50		W-L RECORDS		RPI 51-100		RPI 101-150		RPI 150+				
4-11-0		0-1-0	0-1-0		OVERALL		0-4-0		1-3-0		3-2-0				
2-5-0		0-1-0	0-0-0		HOME		0-2-0		0-1-0		2-1-0				
1-6-0		0-0-0	0-1-0		AWAY		0-2-0		0-2-0		1-1-0				
1-0-0		0-0-0	0-0-0		NEUTRAL		0-0-0		1-0-0		0-0-0				
2-7-0		0-0-0	0-1-0		NON-CONFERENCE		0-4-0		1-1-0		1-1-0				
0-4-0		0-0-0	0-0-0		HOME		0-2-0		0-1-0		0-1-0				
1-3-0		0-0-0	0-0-		AWAY		0-2-0		0-0-0		1-0-0				
1-0-0		0-0-0	0-0-0		NEUTRAL		0-0-0		1-0-0		0-0-0				
2-4-0		0-1-0	0-0-0		CONFERENCE		0-0-0		0-2-0		2-1-0				
2-1-0		0-1-0	0-0-0		HOME		0-0-0		0-0-0		2-0-0				
0-3-0		0-0-0	0-0-0		AWAY		0-0-0		0-2-0		0-1-0				
0-0-0		0-0-0	0-0-0		NEUTRAL		0-0-0		0-0-0		0-0-0				
RPI	S	Opponent	Score	RPI	S	Opponent	Score	RPI	S	Opponent	Score				
19	H	Denver	0 1	49	A	Xavier	0 2	68	H	Western Mich.	0 1	130	N	Houston Baptist	2 1
								88	H	Wright St.	2 3	134	A	Omaha	0 3
								93	A	Cincinnati	1 2	146	A	Oral Roberts	1 4
								98	A	Bowling Green	2 3	148	H	Northern Ky.	0 2
												154	H	Detroit	0 1
												160	H	Western Ill.	2 1
												187	A	IUPUI	0 3
												190	H	Eastern Ill.	4 2
												194	A	UTRGV	3 2
-----															
LAST 10 GAMES															
19	H	Denver	0 1	187	A	IUPUI	0 3	88	H	Wright St.	2 3	93	A	Cincinnati	1 2
146	A	Oral Roberts	1 4	190	H	Eastern Ill.	4 2	134	A	Omaha	0 3	49	A	Xavier	0 2
154	H	Detroit	0 1												
160	H	Western Ill.	2 1												

Non-Div. I Games: St. Joseph's (IN) 2 3 Asbury 6 0

IPFW

Average RPI Win:	186	WON-LOST RECORD	WINNING PCT. RANK	LAST 10 GAMES	STRENGTH OF SCHEDULE	OPP. STRENGTH OF SCHEDULE	TEAM RPI	ADJ RPI	CONF. RPI	ADJ CONF. RPI		
Average RPI Loss:	85											
DIV. I ONLY		3-14-0	.17647	194	3-7-0	78	160	182	.4034	182	18	18
DIV. I NON-CONF.		0-7-0	0	204	0-1-0	71	98	166	.42135	165	17	17
<hr/>												
TOTALS	RPI 1-25	RPI 26-50		W-L RECORDS		RPI 51-100		RPI 101-150		RPI 150+		
3-14-0	0-3-0	0-3-0		OVERALL		0-1-0		0-4-0		3-3-0		
1-5-0	0-1-0	0-0-0		HOME		0-1-0		0-1-0		1-2-0		
2-8-0	0-2-0	0-3-0		AWAY		0-0-0		0-3-0		2-0-0		
0-1-0	0-0-0	0-0-0		NEUTRAL		0-0-0		0-0-0		0-1-0		
0-7-0	0-2-0	0-1-0		NON-CONFERENCE		0-0-0		0-2-0		0-2-0		
0-2-0	0-1-0	0-0-0		HOME		0-0-0		0-0-0		0-1-0		
0-4-0	0-1-0	0-0-		AWAY		0-0-0		0-2-0		0-0-0		
0-1-0	0-0-0	0-0-0		NEUTRAL		0-0-0		0-0-0		0-1-0		
3-7-0	0-1-0	0-2-0		CONFERENCE		0-1-0		0-2-0		3-1-0		
1-3-0	0-0-0	0-0-0		HOME		0-1-0		0-1-0		1-1-0		
2-4-0	0-1-0	0-2-0		AWAY		0-0-0		0-1-0		2-0-0		
0-0-0	0-0-0	0-0-0		NEUTRAL		0-0-0		0-0-0		0-0-0		
RPI	S	Opponent	Score	RPI	S	Opponent	Score	RPI	S	Opponent	Score	
3	H	Clemson	0 4	30	A	Radford	0 5	90	H	Winthrop	3 4	
21	A	Coastal Caro.	0 4	30	A	Radford	0 2					
25	A	Charlotte	0 4	33	A	North Carolina St.	3 4					

Non-Div. I Games: Laurel 7 2

Gardner-Webb

Average RPI Win: 86		WON-LOST	WINNING	LAST 10	STRENGTH OF		OPP. STRENGTH	TEAM	ADJ		CONF.	ADJ CONF.
Average RPI Loss: 82		RECORD	PCT. RANK	GAMES	SCHEDULE		OF SCHEDULE	RPI	RPI		RPI	RPI
DIV. I ONLY		2-12-2	.1875	191	2-7-1		93	79	184		.40179	183
DIV. I NON-CONF.		1-5-2	.25	174	1-1-1		123	163	194		.37823	195
TOTALS		RPI 1-25	RPI 26-50		W-L RECORDS		RPI 51-100		RPI 101-150		RPI 150+	
2-12-2		0-2-0	0-3-0		OVERALL		2-2-1		0-3-0		0-2-1	
2-4-2		0-2-0	0-1-0		HOME		2-0-1		0-0-0		0-1-1	
0-7-0		0-0-0	0-2-0		AWAY		0-1-0		0-3-0		0-1-0	
0-1-0		0-0-0	0-0-0		NEUTRAL		0-1-0		0-0-0		0-0-0	
1-5-2		0-0-0	0-0-0		NON-CONFERENCE		1-1-1		0-2-0		0-2-1	
1-1-2		0-0-0	0-0-0		HOME		1-0-1		0-0-0		0-1-1	
0-3-0		0-0-0	0-0-		AWAY		0-0-0		0-2-0		0-1-0	
0-1-0		0-0-0	0-0-0		NEUTRAL		0-1-0		0-0-0		0-0-0	
1-7-0		0-2-0	0-3-0		CONFERENCE		1-1-0		0-1-0		0-0-0	
1-3-0		0-2-0	0-1-0		HOME		1-0-0		0-0-0		0-0-0	
0-4-0		0-0-0	0-2-0		AWAY		0-1-0		0-1-0		0-0-0	
0-0-0		0-0-0	0-0-0		NEUTRAL		0-0-0		0-0-0		0-0-0	
RPI S	Opponent	Score	RPI S	Opponent	Score	RPI S	Opponent	Score	RPI S	Opponent	Score	
22 H	FIU	2 7	27 A	South Carolina	1 2	54 A	New Mexico	0 3	109 A	UCF	0 5	
25 H	Charlotte	0 2	36 A	Kentucky	0 3	57 H	FGCU	0 0	126 A	UAB	0 3	
			45 H	Old Dominion	1 2	70 N	Loyola Chicago	0 1	127 A	Northern Ill.	0 1	
						75 H	North Florida	1 0	159 H	Fairfield	1 2	
						96 H	Marshall	1 0	179 A	Stetson	1 2	
									195 H	Jacksonville	1 1	
LAST 10 GAMES												
54 A	New Mexico	0 3	57 H	FGCU	0 0	27 A	South Carolina	1 2				
75 H	North Florida	1 0	45 H	Old Dominion	1 2	36 A	Kentucky	0 3				
126 A	UAB	0 3	25 H	Charlotte	0 2	179 A	Stetson	1 2				
96 H	Marshall	1 0										

Non-Div. I Games:

Fla. Atlantic

Average RPI Win:		145	WON-LOST RECORD		WINNING PCT. RANK		LAST 10 GAMES		STRENGTH OF SCHEDULE		OPP. STRENGTH OF SCHEDULE		TEAM RPI		ADJ RPI		CONF. RPI		ADJ CONF. RPI				
Average RPI Loss:		96																					
DIV. I ONLY			3-13-0		.1875 191		1-9-0		121		157		185		.3977 184		15		14				
DIV. I NON-CONF.			3-7-0		.3 167		1-3-0		108		159		183		.40312 182		15		15				
TOTALS		RPI 1-25		RPI 26-50		W-L RECORDS		RPI 51-100		RPI 101-150		RPI 150+											
3-13-0		0-1-0		0-3-0		OVERALL		1-3-0		1-3-0		1-3-0											
2-5-0		0-0-0		0-1-0		HOME		0-1-0		1-3-0		1-0-0											
1-7-0		0-1-0		0-2-0		AWAY		1-1-0		0-0-0		0-3-0											
0-1-0		0-0-0		0-0-0		NEUTRAL		0-1-0		0-0-0		0-0-0											
3-7-0		0-1-0		0-2-0		NON-CONFERENCE		1-1-0		1-1-0		1-2-0											
2-2-0		0-0-0		0-1-0		HOME		0-0-0		1-1-0		1-0-0											
1-4-0		0-1-0		0-0-		AWAY		1-0-0		0-0-0		0-2-0											
0-1-0		0-0-0		0-0-0		NEUTRAL		0-1-0		0-0-0		0-0-0											
0-6-0		0-0-0		0-1-0		CONFERENCE		0-2-0		0-2-0		0-1-0											
0-3-0		0-0-0		0-0-0		HOME		0-1-0		0-2-0		0-0-0											
0-3-0		0-0-0		0-1-0		AWAY		0-1-0		0-0-0		0-1-0											
0-0-0		0-0-0		0-0-0		NEUTRAL		0-0-0		0-0-0		0-0-0											
RPI	S	Opponent		Score		RPI	S	Opponent		Score		RPI	S	Opponent		Score		RPI	S	Opponent		Score	
17	A	Indiana		0 3		36	A	Kentucky		1 4		56	H	Drake		1 3		101	H	Missouri St.		2 4	
						38	A	SIUE		0 2		70	A	Loyola Chicago		0 1		121	H	Bradley		1 5	
						43	H	Butler		2 3		96	A	Marshall		1 0		123	H	Air Force		1 2	
												98	N	Bowling Green		1 3		148	H	Northern Ky.		4 0	
																		171	A	Milwaukee		2 5	
																		174	A	Lipscomb		2 4	
																		191	H	Belmont		2 1	
																		197	A	Central Ark.		0 3	
LAST 10 GAMES																							
						148	H	Northern Ky.		4 0		121	H	Bradley		1 5							
						197	A	Central Ark.		0 3		36	A	Kentucky		1 4							
						101	H	Missouri St.		2 4		70	A	Loyola Chicago		0 1							
						174	A	Lipscomb		2 4		43	H	Butler		2 3							
						38	A	SIUE		0 2		56	H	Drake		1 3							

Non-Div. I Games:

Evansville



Average RPI Win:	174	WON-LOST RECORD	WINNING PCT. RANK	LAST 10 GAMES	STRENGTH OF SCHEDULE	OPP. STRENGTH OF SCHEDULE	TEAM RPI	ADJ RPI	CONF. RPI	ADJ CONF. RPI		
DIV. I ONLY		4-11-2	.29412	175	3-6-1	127	204	181	.39551	185	22	23
DIV. I NON-CONF.		0-4-1	.1	197	0-0-0	97	198	167	.41946	168	22	22
<hr/>												
TOTALS	RPI 1-25	RPI 26-50		W-L RECORDS		RPI 51-100		RPI 101-150		RPI 150+		
4-11-2	0-0-0	0-1-0		OVERALL		0-5-0		0-1-1		4-4-1		
3-5-0	0-0-0	0-1-0		HOME		0-2-0		0-0-0		3-2-0		
0-5-2	0-0-0	0-0-0		AWAY		0-2-0		0-1-1		0-2-1		
1-1-0	0-0-0	0-0-0		NEUTRAL		0-1-0		0-0-0		1-0-0		
<hr/>												
0-4-1	0-0-0	0-1-0		NON-CONFERENCE		0-2-0		0-0-0		0-1-1		
0-3-0	0-0-0	0-1-0		HOME		0-1-0		0-0-0		0-1-0		
0-1-1	0-0-0	0-0-		AWAY		0-1-0		0-0-0		0-0-1		
0-0-0	0-0-0	0-0-0		NEUTRAL		0-0-0		0-0-0		0-0-0		
<hr/>												
4-7-1	0-0-0	0-0-0		CONFERENCE		0-3-0		0-1-1		4-3-0		
3-2-0	0-0-0	0-0-0		HOME		0-1-0		0-0-0		3-1-0		
0-4-1	0-0-0	0-0-0		AWAY		0-1-0		0-1-1		0-2-0		
1-1-0	0-0-0	0-0-0		NEUTRAL		0-1-0		0-0-0		1-0-0		
<hr/>												
RPI	S	Opponent	Score	RPI	S	Opponent	Score	RPI	S	Opponent	Score	
				50	H	Lehigh	0 1	66	A	Binghamton	0 1	
								76	H	Monmouth	1 2	
								76	N	Monmouth	1 2	
								83	H	Temple	0 1	
								100	A	Rider	1 3	
								133	A	Iona	2 2	
								150	A	Siena	0 2	
								159	H	Fairfield	1 0	
								164	H	Marist	3 1	
								169	A	Saint Peter's	1 2	
								169	N	Saint Peter's	1 0	
								173	H	Central Conn. St.	1 3	
								178	A	Canisius	1 3	
								196	H	Quinnipiac	0 2	
								199	A	NJIT	2 2	
								205	H	Niagara	1 0	
<hr/>												
LAST 10 GAMES												
				76	N	Monmouth	1 2	76	H	Monmouth	1 2	
				169	N	Saint Peter's	1 0	100	A	Rider	1 3	
				178	A	Canisius	1 3	196	H	Quinnipiac	0 2	
				133	A	Iona	2 2	205	H	Niagara	1 0	
				164	H	Marist	3 1	169	A	Saint Peter's	1 2	

Non-Div. I Games:

Manhattan

Average RPI Win:		0	WON-LOST RECORD		WINNING PCT. RANK	LAST 10 GAMES		STRENGTH OF SCHEDULE		OPP. STRENGTH OF SCHEDULE	TEAM RPI	ADJ RPI	CONF. RPI	ADJ CONF. RPI			
Average RPI Loss:		81															
DIV. I ONLY			0-15-1		.03125	204	0-10-0		29		101	190	.39491	186	6	6	
DIV. I NON-CONF.			0-6-1		.07143	201	0-1-0		34		196	182	.4103	180	7	7	
TOTALS		RPI 1-25		RPI 26-50		W-L RECORDS		RPI 51-100		RPI 101-150		RPI 150+					
0-15-1		0-2-0		0-2-0		OVERALL		0-6-1		0-5-0		0-0-0					
0-7-0		0-1-0		0-1-0		HOME		0-3-0		0-2-0		0-0-0					
0-8-0		0-1-0		0-1-0		AWAY		0-3-0		0-3-0		0-0-0					
0-0-1		0-0-0		0-0-0		NEUTRAL		0-0-1		0-0-0		0-0-0					
0-6-1		0-0-0		0-0-0		NON-CONFERENCE		0-4-1		0-2-0		0-0-0		0-0-0			
0-2-0		0-0-0		0-0-0		HOME		0-2-0		0-0-0		0-0-0		0-0-0			
0-4-0		0-0-0		0-0-		AWAY		0-2-0		0-2-0		0-0-0		0-0-0			
0-0-1		0-0-0		0-0-0		NEUTRAL		0-0-1		0-0-0		0-0-0		0-0-0			
0-9-0		0-2-0		0-2-0		CONFERENCE		0-2-0		0-3-0		0-0-0		0-0-0			
0-5-0		0-1-0		0-1-0		HOME		0-1-0		0-2-0		0-0-0		0-0-0			
0-4-0		0-1-0		0-1-0		AWAY		0-1-0		0-1-0		0-0-0		0-0-0			
0-0-0		0-0-0		0-0-0		NEUTRAL		0-0-0		0-0-0		0-0-0		0-0-0			
RPI	S	Opponent		Score		RPI	S	Opponent		Score		RPI	S	Opponent		Score	
7	A	Georgetown		2 3		43	H	Butler		0 3		59	A	Providence		0 4	
8	H	Creighton		2 4		49	A	Xavier		0 3		61	H	Villanova		2 3	
												76	A	Monmouth		1 4	
												79	H	Delaware		1 2	
												84	A	Princeton		2 3	
												91	N	Furman		1 1	
												100	H	Rider		1 2	
								LAST 10 GAMES									
						61	H	Villanova		2 3		120	H	DePaul		2 3	
						49	A	Xavier		0 3		138	A	Marquette		0 1	
						7	A	Georgetown		2 3		84	A	Princeton		2 3	
						43	H	Butler		0 3		143	H	St. John's (NY)		0 1	
						59	A	Providence		0 4		8	H	Creighton		2 4	

Non-Div. I Games:

Seton Hall

Average RPI Win: 181		WON-LOST	WINNING	LAST 10	STRENGTH OF	OPP. STRENGTH	TEAM	ADJ	CONF.	ADJ CONF.					
Average RPI Loss: 108		RECORD	PCT. RANK	GAMES	SCHEDULE	OF SCHEDULE	RPI	RPI	RPI	RPI					
DIV. I ONLY		1-9-7	.26471	181	1-4-5	123	171	186	.39419	187	20	20			
DIV. I NON-CONF.		0-7-4	.18182	189	0-2-2	90	170	175	.41194	179	18	19			
<hr/>															
TOTALS		RPI 1-25	RPI 26-50		W-L RECORDS		RPI 51-100		RPI 101-150		RPI 150+				
1-9-7		0-1-1	0-1-0		OVERALL		0-3-1		0-1-3		1-3-2				
1-3-3		0-0-0	0-1-0		HOME		0-2-1		0-0-2		1-0-0				
0-6-3		0-1-1	0-0-0		AWAY		0-1-0		0-1-1		0-3-1				
0-0-1		0-0-0	0-0-0		NEUTRAL		0-0-0		0-0-0		0-0-1				
0-7-4		0-1-0	0-1-0		NON-CONFERENCE		0-3-1		0-1-1		0-1-2				
0-3-1		0-0-0	0-1-0		HOME		0-2-1		0-0-0		0-0-0				
0-4-2		0-1-0	0-0-		AWAY		0-1-0		0-1-1		0-1-1				
0-0-1		0-0-0	0-0-0		NEUTRAL		0-0-0		0-0-0		0-0-1				
1-2-3		0-0-1	0-0-0		CONFERENCE		0-0-0		0-0-2		1-2-0				
1-0-2		0-0-0	0-0-0		HOME		0-0-0		0-0-2		1-0-0				
0-2-1		0-0-1	0-0-0		AWAY		0-0-0		0-0-0		0-2-0				
0-0-0		0-0-0	0-0-0		NEUTRAL		0-0-0		0-0-0		0-0-0				
RPI S	Opponent	Score		RPI S	Opponent	Score		RPI S	Opponent	Score		RPI S	Opponent	Score	
17 A	Indiana	0	4	43 H	Butler	2	3	68 H	Western Mich.	0	1	127 A	Northern Ill.	0	2
19 A	Denver	1	1					93 A	Cincinnati	1	2	134 H	Omaha	1	1
								97 H	Valparaiso	1	2	146 H	Oral Roberts	2	2
								98 H	Bowling Green	2	2	148 A	Northern Ky.	2	2
												154 A	Detroit	1	1
												160 A	Western Ill.	1	2
												174 A	Lipscomb	0	1
												181 H	IPFW	3	0
												190 A	Eastern Ill.	0	1
												191 N	Belmont	1	1
<hr/>															
LAST 10 GAMES															
				146 H	Oral Roberts	2	2	127 A	Northern Ill.	0	2				
				160 A	Western Ill.	1	2	98 H	Bowling Green	2	2				
				148 A	Northern Ky.	2	2	17 A	Indiana	0	4				
				190 A	Eastern Ill.	0	1	19 A	Denver	1	1				
				181 H	IPFW	3	0	134 H	Omaha	1	1				

Non-Div. I Games:

IUPUI

Average RPI Win:	180	WON-LOST	WINNING	LAST 10	STRENGTH OF	OPP. STRENGTH	TEAM	ADJ	CONF.	ADJ CONF.	
Average RPI Loss:	92	RECORD	PCT. RANK	GAMES	SCHEDULE	OF SCHEDULE	RPI	RPI	RPI	RPI	
DIV. I ONLY	5-10-1	.34375	166	2-7-1	205	123	191	.39273	188	18	18
DIV. I NON-CONF.	3-4-0	.42857	141	0-1-0	203	75	199	.37559	197	17	17
<hr/>											
TOTALS	RPI 1-25	RPI 26-50		W-L RECORDS	RPI 51-100		RPI 101-150		RPI 150+		
5-10-1	0-1-0	0-2-0		OVERALL	0-3-0		1-2-0		4-2-1		
2-5-1	0-0-0	0-2-0		HOME	0-2-0		0-0-0		2-1-1		
3-5-0	0-1-0	0-0-0		AWAY	0-1-0		1-2-0		2-1-0		
0-0-0	0-0-0	0-0-0		NEUTRAL	0-0-0		0-0-0		0-0-0		
<hr/>											
3-4-0	0-0-0	0-1-0		NON-CONFERENCE	0-2-0		0-1-0		3-0-0		
1-2-0	0-0-0	0-1-0		HOME	0-1-0		0-0-0		1-0-0		
2-2-0	0-0-0	0-0-		AWAY	0-1-0		0-1-0		2-0-0		
0-0-0	0-0-0	0-0-0		NEUTRAL	0-0-0		0-0-0		0-0-0		
<hr/>											
2-6-1	0-1-0	0-1-0		CONFERENCE	0-1-0		1-1-0		1-2-1		
1-3-1	0-0-0	0-1-0		HOME	0-1-0		0-0-0		1-1-1		
1-3-0	0-1-0	0-0-0		AWAY	0-0-0		1-1-0		0-1-0		
0-0-0	0-0-0	0-0-0		NEUTRAL	0-0-0		0-0-0		0-0-0		
<hr/>											
RPI	S	Opponent	Score	RPI	S	Opponent	Score	RPI	S	Opponent	Score
21	A	Coastal Caro.	0 1	30	H	Radford	0 3	81	A	ETSU	0 1
				33	H	North Carolina St.	0 2	90	H	Winthrop	1 2
								96	H	Marshall	1 2

Non-Div. I Games: Bluefield Col. 2 1

Liberty

Average RPI Win:		168	WON-LOST RECORD		WINNING PCT. RANK		LAST 10 GAMES		STRENGTH OF SCHEDULE		OPP. STRENGTH OF SCHEDULE		TEAM RPI		ADJ RPI		CONF. RPI		ADJ CONF. RPI				
DIV. I ONLY			3-15-1		.18421 193		1-9-0		140		128		193		.39027 189		11		11				
DIV. I NON-CONF.			1-9-1		.13636 194		0-4-0		125		175		192		.38421 192		8		8				
TOTALS		RPI 1-25		RPI 26-50				W-L RECORDS		RPI 51-100				RPI 101-150				RPI 150+					
3-15-1		0-1-0		0-2-0				OVERALL		0-7-0				0-4-0				3-1-1					
2-6-1		0-0-0		0-2-0				HOME		0-1-0				0-3-0				2-0-1					
1-9-0		0-1-0		0-0-0				AWAY		0-6-0				0-1-0				1-1-0					
0-0-0		0-0-0		0-0-0				NEUTRAL		0-0-0				0-0-0				0-0-0					
1-9-1		0-0-0		0-1-0				NON-CONFERENCE		0-5-0				0-2-0				1-1-1					
1-3-1		0-0-0		0-1-0				HOME		0-1-0				0-1-0				1-0-1					
0-6-0		0-0-0		0-0-				AWAY		0-4-0				0-1-0				0-1-0					
0-0-0		0-0-0		0-0-0				NEUTRAL		0-0-0				0-0-0				0-0-0					
2-6-0		0-1-0		0-1-0				CONFERENCE		0-2-0				0-2-0				2-0-0					
1-3-0		0-0-0		0-1-0				HOME		0-0-0				0-2-0				1-0-0					
1-3-0		0-1-0		0-0-0				AWAY		0-2-0				0-0-0				1-0-0					
0-0-0		0-0-0		0-0-0				NEUTRAL		0-0-0				0-0-0				0-0-0					
RPI	S	Opponent		Score		RPI	S	Opponent		Score		RPI	S	Opponent		Score		RPI	S	Opponent		Score	
23	A	Elon		1 3		32	H	Hofstra		1 5		61	A	Villanova		3 4		103	H	William & Mary		0 3	
						47	H	Washington		0 1		63	A	UNCW		1 3		114	H	Col. of Charleston		0 1	
												77	H	Columbia		0 1		119	A	Rhode Island		0 2	
												79	A	Delaware		1 5		133	H	Iona		0 1	
												84	A	Princeton		0 4		153	H	Northeastern		1 0	
												94	A	UMBC		0 1		175	A	James Madison		1 0	
												98	A	Bowling Green		0 1		176	H	Penn		1 0	
																		180	A	Loyola Maryland		2 3	
																		192	H	Saint Joseph's		0 0	
				</																			

Average RPI Win: 169		WON-LOST	WINNING	LAST 10	STRENGTH OF		OPP. STRENGTH	TEAM	ADJ	CONF.	ADJ CONF.						
Average RPI Loss: 108		RECORD	PCT. RANK	GAMES	SCHEDULE		OF SCHEDULE	RPI	RPI	RPI	RPI						
DIV. I ONLY		3-14-0	.17647	194	1-9-0		111	185	188	.38805	190						
DIV. I NON-CONF.		2-9-0	.18182	189	0-5-0		78	191	176	.4125	178						
<hr/>																	
TOTALS		RPI 1-25		RPI 26-50		W-L RECORDS		RPI 51-100		RPI 101-150		RPI 150+					
3-14-0		0-1-0		0-3-0		OVERALL		0-1-0		1-6-0		2-3-0					
1-5-0		0-0-0		0-0-0		HOME		0-1-0		0-4-0		1-0-0					
2-9-0		0-1-0		0-3-0		AWAY		0-0-0		1-2-0		1-3-0					
0-0-0		0-0-0		0-0-0		NEUTRAL		0-0-0		0-0-0		0-0-0					
2-9-0		0-0-0		0-3-0		NON-CONFERENCE		0-1-0		1-4-0		1-1-0					
0-3-0		0-0-0		0-0-0		HOME		0-1-0		0-2-0		0-0-0					
2-6-0		0-0-0		0-0-		AWAY		0-0-0		1-2-0		1-1-0					
0-0-0		0-0-0		0-0-0		NEUTRAL		0-0-0		0-0-0		0-0-0					
1-5-0		0-1-0		0-0-0		CONFERENCE		0-0-0		0-2-0		1-2-0					
1-2-0		0-0-0		0-0-0		HOME		0-0-0		0-2-0		1-0-0					
0-3-0		0-1-0		0-0-0		AWAY		0-0-0		0-0-0		0-2-0					
0-0-0		0-0-0		0-0-0		NEUTRAL		0-0-0		0-0-0		0-0-0					
RPI	S	Opponent		Score		RPI	S	Opponent		Score		RPI	S	Opponent		Score	
19	A	Denver		0 1		36	A	Kentucky		0 6		88	H	Wright St.		0 2	
						38	A	SIUE		0 2				101 A Missouri St.		0 3	
						49	A	Xavier		0 8				124 A Pittsburgh		0 2	
														127 H Northern Ill.		2 3	
														134 H Omaha		2 4	
														145 A Robert Morris		2 1	
														146 H Oral Roberts		1 2	
														148 H Northern Ky.		1 2	
														160 A Western Ill.		0 6	
														165 A Green Bay		0 1	
														174 A Lipscomb		3 1	
														181 A IPFW		2 4	
														187 H IUPUI		1 0	

Average RPI Win: 152		WON-LOST	WINNING	LAST 10	STRENGTH OF	OPP. STRENGTH	TEAM	ADJ	CONF.	ADJ CONF.		
Average RPI Loss: 125		RECORD	PCT. RANK	GAMES	SCHEDULE	OF SCHEDULE	RPI	RPI	RPI	RPI		
DIV. I ONLY		4-13-2	.26316	183	3-6-1	170	187	189	.38288	191	16	17
DIV. I NON-CONF.		3-6-1	.35	158	2-0-0	176	200	196	.36693	199	20	20
<hr/>												
TOTALS		RPI 1-25		RPI 26-50		W-L RECORDS		RPI 51-100		RPI 101-150		RPI 150+
4-13-2		0-0-0		0-0-0		OVERALL		0-4-1		1-3-0		3-6-1
3-5-0		0-0-0		0-0-0		HOME		0-3-0		0-1-0		3-1-0
1-6-1		0-0-0		0-0-0		AWAY		0-0-1		1-2-0		0-4-0
0-2-1		0-0-0		0-0-0		NEUTRAL		0-1-0		0-0-0		0-1-1
3-6-1		0-0-0		0-0-0		NON-CONFERENCE		0-1-0		1-1-0		2-4-1
2-2-0		0-0-0		0-0-0		HOME		0-0-0		0-1-0		2-1-0
1-2-0		0-0-0		0-0-		AWAY		0-0-0		1-0-0		0-2-0
0-2-1		0-0-0		0-0-0		NEUTRAL		0-1-0		0-0-0		0-1-1
1-7-1		0-0-0		0-0-0		CONFERENCE		0-3-1		0-2-0		1-2-0
1-3-0		0-0-0		0-0-0		HOME		0-3-0		0-0-0		1-0-0
0-4-1		0-0-0		0-0-0		AWAY		0-0-1		0-2-0		0-2-0
0-0-0		0-0-0		0-0-0		NEUTRAL		0-0-0		0-0-0		0-0-0
RPI	S	Opponent	Score	RPI	S	Opponent	Score	RPI	S	Opponent	Score	
						56 N Drake	0 1	102 A Cleveland St.			0 1	
						65 H Oakland	0 2	110 A Virginia Tech			2 1	
						72 H Ill.-Chicago	1 4	117 H Campbell			2 3	
						88 H Wright St.	0 2	148 A Northern Ky.			0 1	
						97 A Valparaiso	1 1	152 H Georgia St.			3 1	
								154 A Detroit			0 2	
								156 A Buffalo			1 3	
								158 H Appalachian St.			0 1	
								165 A Green Bay			0 3	
								166 N Ga. Southern			1 4	
								171 H Milwaukee			1 0	
								174 H Lipscomb			2 0	
								184 A Evansville			1 2	
								187 N IUPUI			1 1	
<hr/>												
LAST 10 GAMES												
						154 A Detroit	0 2	102 A Cleveland St.			0 1	
						72 H Ill.-Chicago	1 4	171 H Milwaukee			1 0	
						110 A Virginia Tech	2 1	152 H Georgia St.			3 1	
						97 A Valparaiso	1 1	165 A Green Bay			0 3	
						88 H Wright St.	0 2	148 A Northern Ky.			0 1	

Non-Div. I Games:

Belmont

Average RPI Win:	177	WON-LOST	WINNING	LAST 10	STRENGTH OF	OPP. STRENGTH	TEAM	ADJ	CONF.	ADJ CONF.	
Average RPI Loss:	113	RECORD	PCT. RANK	GAMES	SCHEDULE	OF SCHEDULE	RPI	RPI	RPI	RPI	
DIV. I ONLY	4-12-2	.27778	179	3-6-1	187	176	192	.3825	192	19	19
DIV. I NON-CONF.	2-7-1	.25	174	1-1-0	138	185	181	.39417	187	13	13
<hr/>											
TOTALS	RPI 1-25	RPI 26-50		W-L RECORDS	RPI 51-100		RPI 101-150		RPI 150+		
4-12-2	0-0-0	0-1-0		OVERALL	0-4-0		1-4-1		3-3-1		
4-3-1	0-0-0	0-0-0		HOME	0-0-0		1-1-1		3-2-0		
0-8-1	0-0-0	0-0-0		AWAY	0-4-0		0-3-0		0-1-1		
0-1-0	0-0-0	0-1-0		NEUTRAL	0-0-0		0-0-0		0-0-0		
<hr/>											
2-7-1	0-0-0	0-1-0		NON-CONFERENCE	0-3-0		1-1-0		1-2-1		
2-2-0	0-0-0	0-0-0		HOME	0-0-0		1-0-0		1-2-0		
0-4-1	0-0-0	0-0-		AWAY	0-3-0		0-1-0		0-0-1		
0-1-0	0-0-0	0-1-0		NEUTRAL	0-0-0		0-0-0		0-0-0		
<hr/>											
2-5-1	0-0-0	0-0-0		CONFERENCE	0-1-0		0-3-1		2-1-0		
2-1-1	0-0-0	0-0-0		HOME	0-0-0		0-1-1		2-0-0		
0-4-0	0-0-0	0-0-0		AWAY	0-1-0		0-2-0		0-1-0		
0-0-0	0-0-0	0-0-0		NEUTRAL	0-0-0		0-0-0		0-0-0		
<hr/>											
RPI S	Opponent	Score	RPI S	Opponent	Score	RPI S	Opponent	Score	RPI S	Opponent	Score
			34 N	Utah Valley	0 3	51 A	Dayton	1 7	116 A	St. Francis Brooklyn	0 2
						80 A	UNLV	2 3	118 H	George Washington	0 1
						99 A	Navy	0 1	119 A	Rhode Island	1 2
						100 A	Rider	0 4	122 H	George Mason	1 1
									136 A	Davidson	0 3
									141 H	LIU Brooklyn	3 2
									162 H	Massachusetts	2 0
									164 H	Marist	2 3
									168 A	La Salle	0 1
									176 H	Penn	0 3
									189 A	Drexel	0 0
									202 H	Howard	3 2
									203 H	St. Bonaventure	4 1
<hr/>											
LAST 10 GAMES											
			203 H	St. Bonaventure	4 1	51 A	Dayton	1 7			
			168 A	La Salle	0 1	118 H	George Washington	0 1			
			136 A	Davidson	0 3	162 H	Massachusetts	2 0			
			122 H	George Mason	1 1	176 H	Penn	0 3			
			119 A	Rhode Island	1 2	202 H	Howard	3 2			

Non-Div. I Games:

Saint Joseph's



Average RPI Win:	121	WON-LOST	WINNING	LAST 10	STRENGTH OF	OPP. STRENGTH	TEAM	ADJ	CONF.	ADJ CONF.	
Average RPI Loss:	131	RECORD	PCT. RANK	GAMES	SCHEDULE	OF SCHEDULE	RPI	RPI	RPI	RPI	
DIV. I ONLY	2-12-3	.20588	190	0-7-3	139	193	197	.38131	193	23	22
DIV. I NON-CONF.	2-7-1	.25	174	0-2-1	119	173	190	.39574	186	24	24
<hr/>											
TOTALS	RPI 1-25	RPI 26-50		W-L RECORDS		RPI 51-100		RPI 101-150		RPI 150+	
2-12-3	0-0-0	1-1-0		OVERALL		0-1-0		0-7-2		1-3-1	
1-4-2	0-0-0	0-0-0		HOME		0-0-0		0-3-2		1-1-0	
1-8-1	0-0-0	1-1-0		AWAY		0-1-0		0-4-0		0-2-1	
0-0-0	0-0-0	0-0-0		NEUTRAL		0-0-0		0-0-0		0-0-0	
<hr/>											
2-7-1	0-0-0	1-1-0		NON-CONFERENCE		0-1-0		0-4-1		1-1-0	
1-2-1	0-0-0	0-0-0		HOME		0-0-0		0-2-1		1-0-0	
1-5-0	0-0-0	1-0-		AWAY		0-1-0		0-2-0		0-1-0	
0-0-0	0-0-0	0-0-0		NEUTRAL		0-0-0		0-0-0		0-0-0	
<hr/>											
0-5-2	0-0-0	0-0-0		CONFERENCE		0-0-0		0-3-1		0-2-1	
0-2-1	0-0-0	0-0-0		HOME		0-0-0		0-1-1		0-1-0	
0-3-1	0-0-0	0-0-0		AWAY		0-0-0		0-2-0		0-1-1	
0-0-0	0-0-0	0-0-0		NEUTRAL		0-0-0		0-0-0		0-0-0	
<hr/>											
RPI S	Opponent	Score	RPI S	Opponent	Score	RPI S	Opponent	Score	RPI S	Opponent	Score
			41 A	American	4 3	84 A	Princeton	1 4	107 A	Saint Francis (PA)	0 5
			50 A	Lehigh	0 3				111 H	Stony Brook	1 2
									116 H	St. Francis Brooklyn	1 1
									122 A	George Mason	0 1
									129 H	Bucknell	2 2
									131 A	Army West Point	0 1
									141 H	LIU Brooklyn	2 3
									145 A	Robert Morris	1 2
									150 H	Siena	0 1
									161 A	Lafayette	0 3
									170 A	Bryant	1 1
									173 H	Central Conn. St.	1 2
									200 A	Sacred Heart	1 2
									201 H	Yale	3 1
<hr/>											
LAST 10 GAMES											
			200 A	Sacred Heart	1 2	173 H	Central Conn. St.	1 2			
			170 A	Bryant	1 1	84 A	Princeton	1 4			
			116 H	St. Francis Brooklyn	1 1	141 H	LIU Brooklyn	2 3			
			107 A	Saint Francis (PA)	0 5	129 H	Bucknell	2 2			
			145 A	Robert Morris	1 2	111 H	Stony Brook	1 2			

Non-Div. I Games:

Fairleigh Dickinson

UTRGV

Average RPI Win: 131		WON-LOST RECORD		WINNING PCT. RANK		LAST 10 GAMES		STRENGTH OF SCHEDULE		OPP. STRENGTH OF SCHEDULE		TEAM RPI		ADJ RPI		CONF. RPI		ADJ CONF. RPI	
DIV. I ONLY		3-12-1		.21875 188		2-8-0		147		148		187		.37952 194		13		13	
DIV. I NON-CONF.		1-4-1		.25 174		0-0-0		189		157		200		.35065 202		19		18	
TOTALS		RPI 1-25		RPI 26-50		W-L RECORDS		RPI 51-100		RPI 101-150		RPI 150+							
3-12-1		0-1-0		0-2-0		OVERALL		1-2-0		1-6-0		1-1-1							
1-5-1		0-1-0		0-1-0		HOME		0-0-0		1-2-0		0-1-1							
2-7-0		0-0-0		0-1-0		AWAY		1-2-0		0-4-0		1-0-0							
0-0-0		0-0-0		0-0-0		NEUTRAL		0-0-0		0-0-0		0-0-0							
1-4-1		0-0-0		0-1-0		NON-CONFERENCE		0-2-0		0-0-0		1-1-1							
0-1-1		0-0-0		0-0-0		HOME		0-0-0		0-0-0		0-1-1							
1-3-0		0-0-0		0-0-		AWAY		0-2-0		0-0-0		1-0-0							
0-0-0		0-0-0		0-0-0		NEUTRAL		0-0-0		0-0-0		0-0-0							
2-8-0		0-1-0		0-1-0		CONFERENCE		1-0-0		1-6-0		0-0-0							
1-4-0		0-1-0		0-1-0		HOME		0-0-0		1-2-0		0-0-0							
1-4-0		0-0-0		0-0-0		AWAY		1-0-0		0-4-0		0-0-0							
0-0-0		0-0-0		0-0-0		NEUTRAL		0-0-0		0-0-0		0-0-0							
RPI	S	Opponent		Score	RPI	S	Opponent		Score	RPI	S	Opponent		Score					
12	H	Seattle		1 2	34	H	Utah Valley		0 1	80	A	UNLV		1 0					
					42	A	Cal St. Fullerton		0 1	82	A	San Diego St.		1 3					
										86	A	UNCG		0 2					
													108	H	CSU Bakersfield		3 0		
													123	A	Air Force		0 1		
													130	H	Houston Baptist		1 2		
													137	A	UMKC		2 3		
													142	A	Incarnate Word		0 1		
													147	H	San Jose St.		1 3		
													149	A	Grand Canyon		0 1		
													156	H	Buffalo		1 1		
													181	H	IPFW		2 3		
													206	A	Presbyterian		2 0		
LAST 10 GAMES																			
130 H Houston Baptist					1	2		123 A Air Force					0	1					
108 H CSU Bakersfield					3	0		12 H Seattle					1	2					
147 H San Jose St.					1	3		34 H Utah Valley					0	1					
142 A Incarnate Word					0	1		80 A UNLV					1	0					
137 A UMKC					2	3		149 A Grand Canyon					0	1					

Average RPI Win:	162	WON-LOST	WINNING	LAST 10	STRENGTH OF	OPP. STRENGTH	TEAM	ADJ	CONF.	ADJ CONF.	
Average RPI Loss:	111 <th>RECORD</th> <th>PCT. RANK</th> <th>GAMES</th> <th>SCHEDULE</th> <th>OF SCHEDULE</th> <th>RPI</th> <th>RPI</th> <th>RPI</th> <th>RPI</th>	RECORD	PCT. RANK	GAMES	SCHEDULE	OF SCHEDULE	RPI	RPI	RPI	RPI	
DIV. I ONLY	3-12-1	.21875	188	1-9-0	152	190	195	.37681	195	21	21
DIV. I NON-CONF.	2-7-1	.25	174	0-4-0	116	179	184	.40043	184	21	21
<hr/>											
TOTALS	RPI 1-25	RPI 26-50		W-L RECORDS	RPI 51-100		RPI 101-150		RPI 150+		
3-12-1	0-0-0	0-1-0		OVERALL	0-5-0		0-2-0		3-4-1		
3-3-0	0-0-0	0-0-0		HOME	0-1-0		0-1-0		3-1-0		
0-8-1	0-0-0	0-1-0		AWAY	0-4-0		0-1-0		0-2-1		
0-1-0	0-0-0	0-0-0		NEUTRAL	0-0-0		0-0-0		0-1-0		
<hr/>											
2-7-1	0-0-0	0-1-0		NON-CONFERENCE	0-3-0		0-2-0		2-1-1		
2-1-0	0-0-0	0-0-0		HOME	0-0-0		0-1-0		2-0-0		
0-6-1	0-0-0	0-0-		AWAY	0-3-0		0-1-0		0-1-1		
0-0-0	0-0-0	0-0-0		NEUTRAL	0-0-0		0-0-0		0-0-0		
<hr/>											
1-5-0	0-0-0	0-0-0		CONFERENCE	0-2-0		0-0-0		1-3-0		
1-2-0	0-0-0	0-0-0		HOME	0-1-0		0-0-0		1-1-0		
0-2-0	0-0-0	0-0-0		AWAY	0-1-0		0-0-0		0-1-0		
0-1-0	0-0-0	0-0-0		NEUTRAL	0-0-0		0-0-0		0-1-0		
<hr/>											
RPI S	Opponent	Score	RPI S	Opponent	Score	RPI S	Opponent	Score	RPI S	Opponent	Score
			45 A	Old Dominion	0 4	53 A	Duke	0 1	109 H	UCF	2 3
						57 A	FGCU	0 4	117 A	Campbell	3 4
						75 H	North Florida	0 1	152 H	Georgia St.	2 1
						86 A	UNCG	0 1	154 H	Detroit	3 1
						92 A	VCU	0 3	166 A	Ga. Southern	0 5
									174 A	Lipscomb	2 3
									177 H	USC Upstate	1 3
									177 N	USC Upstate	2 3
									179 H	Stetson	3 1
									183 A	Fla. Atlantic	1 1
<hr/>											
LAST 10 GAMES											
			177 N	USC Upstate	2 3	174 A	Lipscomb	2 3			
			53 A	Duke	0 1	177 H	USC Upstate	1 3			
			75 H	North Florida	0 1	57 A	FGCU	0 4			
			166 A	Ga. Southern	0 5	109 H	UCF	2 3			
			179 H	Stetson	3 1	86 A	UNCG	0 1			

Non-Div. I Games:

Jacksonville

Average RPI Win:	182	WON-LOST	WINNING	LAST 10	STRENGTH OF	OPP. STRENGTH	TEAM	ADJ	CONF.	ADJ CONF.				
Average RPI Loss:	117	RECORD	PCT. RANK	GAMES	SCHEDULE	OF SCHEDULE	RPI	RPI	RPI	RPI				
DIV. I ONLY		2-11-6	.26316	183	2-5-3	158	183	194	.37182	196	22	23		
DIV. I NON-CONF.		0-5-2	.14286	192	0-0-0	161	56	189	.39414	188	22	22		
<hr/>														
TOTALS	RPI 1-25	RPI 26-50		W-L RECORDS		RPI 51-100		RPI 101-150		RPI 150+				
2-11-6	0-1-0	0-0-1		OVERALL		0-4-0		0-3-2		2-3-3				
0-4-3	0-0-0	0-0-0		HOME		0-1-0		0-1-1		0-2-2				
1-6-3	0-1-0	0-0-1		AWAY		0-2-0		0-2-1		1-1-1				
1-1-0	0-0-0	0-0-0		NEUTRAL		0-1-0		0-0-0		1-0-0				
<hr/>														
0-5-2	0-1-0	0-0-1		NON-CONFERENCE		0-1-0		0-2-1		0-1-0				
0-2-0	0-0-0	0-0-0		HOME		0-1-0		0-1-0		0-0-0				
0-3-2	0-1-0	0-1-		AWAY		0-0-0		0-1-1		0-1-0				
0-0-0	0-0-0	0-0-0		NEUTRAL		0-0-0		0-0-0		0-0-0				
<hr/>														
2-6-4	0-0-0	0-0-0		CONFERENCE		0-3-0		0-1-1		2-2-3				
0-2-3	0-0-0	0-0-0		HOME		0-0-0		0-0-1		0-2-2				
1-3-1	0-0-0	0-0-0		AWAY		0-2-0		0-1-0		1-0-1				
1-1-0	0-0-0	0-0-0		NEUTRAL		0-1-0		0-0-0		1-0-0				
<hr/>														
RPI	S	Opponent	Score		RPI	S	Opponent	Score		RPI	S	Opponent	Score	
13	A	Boston College	0	1	35	A	UConn	0	0	58	H	Brown	0	2
					76	A	Monmouth	1	3	125	H	Holy Cross	1	3
					100	A	Rider	0	2	133	H	Iona	0	0
					100	N	Rider	0	3	143	A	St. John's (NY)	1	1
					150	A	Siena	1	2					
					159	H	Fairfield	0	0	164	H	Marist	1	1
					169	H	Saint Peter's	0	2	178	H	Canisius	0	1
					178	N	Canisius	1	0	185	A	Manhattan	2	0
					201	A	Yale	2	3	205	A	Niagara	1	1
					LAST 10 GAMES									
					100	N	Rider	0	3	159	H	Fairfield	0	0
					178	N	Canisius	1	0	178	H	Canisius	0	1
					100	A	Rider	0	2	185	A	Manhattan	2	0
					150	A	Siena	1	2	76	A	Monmouth	1	3
					133	H	Iona	0	0	164	H	Marist	1	1

Non-Div. I Games:

Quinnipiac

Average RPI Win: 184		WON-LOST RECORD		WINNING PCT. RANK		LAST 10 GAMES		STRENGTH OF SCHEDULE		OPP. STRENGTH OF SCHEDULE		TEAM RPI		ADJ RPI		CONF. RPI		ADJ CONF. RPI	
DIV. I ONLY		1-15-1		.08824 201		1-8-1		116		174		198		.36923 197		15		14	
DIV. I NON-CONF.		0-9-1		.05 203		0-2-1		141		194		202		.35217 201		15		15	
TOTALS		RPI 1-25		RPI 26-50		W-L RECORDS		RPI 51-100		RPI 101-150		RPI 150+							
1-15-1		0-0-0		0-1-0		OVERALL		0-6-0		0-8-1		1-0-0							
1-4-1		0-0-0		0-0-0		HOME		0-1-0		0-3-1		1-0-0							
0-10-0		0-0-0		0-1-0		AWAY		0-4-0		0-5-0		0-0-0							
0-1-0		0-0-0		0-0-0		NEUTRAL		0-1-0		0-0-0		0-0-0							
0-9-1		0-0-0		0-0-0		NON-CONFERENCE		0-3-0		0-6-1		0-0-0							
0-2-1		0-0-0		0-0-0		HOME		0-0-0		0-2-1		0-0-0							
0-7-0		0-0-0		0-0-		AWAY		0-3-0		0-4-0		0-0-0							
0-0-0		0-0-0		0-0-0		NEUTRAL		0-0-0		0-0-0		0-0-0							
1-6-0		0-0-0		0-1-0		CONFERENCE		0-3-0		0-2-0		1-0-0							
1-2-0		0-0-0		0-0-0		HOME		0-1-0		0-1-0		1-0-0							
0-3-0		0-0-0		0-1-0		AWAY		0-1-0		0-1-0		0-0-0							
0-1-0		0-0-0		0-0-0		NEUTRAL		0-1-0		0-0-0		0-0-0							
RPI	S	Opponent		Score	RPI	S	Opponent		Score	RPI	S	Opponent		Score					
					38	A	SIUE		0 4	56	H	Drake		0 1					
										56	N	Drake		0 2					
										70	A	Loyola Chicago		0 3					
										79	A	Delaware		0 1					
										86	A	Saint Louis		1 3					
										94	A	UMBC		0 5					
										101	A	Missouri St.		0 3					
										121	H	Bradley		2 3					
										130	A	Houston Baptist		0 1					
										137	H	UMKC		1 2					
										142	A	Incarnate Word		1 8					
										142	H	Incarnate Word		1 2					
										144	A	Memphis		1 3					
										146	A	Oral Roberts		3 6					
										146	H	Oral Roberts		0 0					
										184	H	Evansville		3 0					
LAST 10 GAMES																			
					56	N	Drake		0 2	70	A	Loyola Chicago		0 3					
					101	A	Missouri St.		0 3	56	H	Drake		0 1					
					184	H	Evansville		3 0	146	H	Oral Roberts		0 0					
					146	A	Oral Roberts		3 6	38	A	SIUE		0 4					
					121	H	Bradley		2 3	144	A	Memphis		1 3					

Non-Div. I Games: Central Baptist 2 1

Central Ark.

Average RPI Win:	147	WON-LOST	WINNING	LAST 10	STRENGTH OF	OPP. STRENGTH	TEAM	ADJ	CONF.	ADJ CONF.	
Average RPI Loss:	107	RECORD	PCT. RANK	GAMES	SCHEDULE	OF SCHEDULE	RPI	RPI	RPI	RPI	
DIV. I ONLY	1-15-1	.08824	201	0-9-1	141	134	200	.36756	198	17	16
DIV. I NON-CONF.	1-9-0	.1	197	0-3-0	92	154	195	.38506	191	9	9
TOTALS	RPI 1-25	RPI 26-50	W-L RECORDS	RPI 51-100	RPI 101-150	RPI 150+					
1-15-1	0-0-0	0-1-1	OVERALL	0-5-0	1-7-0	0-2-0					
1-5-0	0-0-0	0-0-0	HOME	0-3-0	1-2-0	0-0-0					
0-9-1	0-0-0	0-0-1	AWAY	0-2-0	0-5-0	0-2-0					
0-1-0	0-0-0	0-1-0	NEUTRAL	0-0-0	0-0-0	0-0-0					
1-9-0	0-0-0	0-1-0	NON-CONFERENCE	0-3-0	1-5-0	0-0-0					
1-2-0	0-0-0	0-0-0	HOME	0-1-0	1-1-0	0-0-0					
0-6-0	0-0-0	0-0-	AWAY	0-2-0	0-4-0	0-0-0					
0-1-0	0-0-0	0-1-0	NEUTRAL	0-0-0	0-0-0	0-0-0					
0-6-1	0-0-0	0-0-1	CONFERENCE	0-2-0	0-2-0	0-2-0					
0-3-0	0-0-0	0-0-0	HOME	0-2-0	0-1-0	0-0-0					
0-3-1	0-0-0	0-0-1	AWAY	0-0-0	0-1-0	0-2-0					
0-0-0	0-0-0	0-0-0	NEUTRAL	0-0-0	0-0-0	0-0-0					
RPI S Opponent	Score	RPI S Opponent	Score	RPI S Opponent	Score	RPI S Opponent	Score				
		34 N Utah Valley	1 2	56 A Drake	1 2	104 H Gonzaga	2 3				
		46 A Santa Clara	0 0	60 H San Diego	0 3	108 A CSU Bakersfield	0 2				
				80 A UNLV	0 2	113 A UC Davis	0 6				
				82 H San Diego St.	0 1	134 A Omaha	1 2				
				85 H Loyola Marymount	0 3	135 A St. Mary's (CA)	0 1				
						139 A Sacramento St.	0 1				
						147 H San Jose St.	3 0				
						149 H Grand Canyon	1 2				
						151 A San Francisco	0 3				
						172 A Portland	1 2				
LAST 10 GAMES											
		104 H Gonzaga	2 3	151 A San Francisco	0 3						
		172 A Portland	1 2	135 A St. Mary's (CA)	0 1						
		85 H Loyola Marymount	0 3	108 A CSU Bakersfield	0 2						
		60 H San Diego	0 3	82 H San Diego St.	0 1						
		46 A Santa Clara	0 0	149 H Grand Canyon	1 2						

Non-Div. I Games:

Pacific

Average RPI Win: 177		WON-LOST	WINNING	LAST 10	STRENGTH OF	OPP. STRENGTH	TEAM	ADJ	CONF.	ADJ CONF.						
Average RPI Loss: 146		RECORD	PCT. RANK	GAMES	SCHEDULE	OF SCHEDULE	RPI	RPI	RPI	RPI						
DIV. I ONLY		5-10-4	.36842	156	3-5-2	203	205	196	.3659	199	24	24				
DIV. I NON-CONF.		4-5-4	.46154	120	2-0-2	180	203	187	.38627	190	23	23				
<hr/>																
TOTALS		RPI 1-25		RPI 26-50		W-L RECORDS		RPI 51-100		RPI 101-150		RPI 150+				
5-10-4		0-0-0		0-0-0		OVERALL		0-2-0		1-2-1		4-6-3				
2-4-2		0-0-0		0-0-0		HOME		0-1-0		1-1-0		1-2-2				
3-6-2		0-0-0		0-0-0		AWAY		0-1-0		0-1-1		3-4-1				
0-0-0		0-0-0		0-0-0		NEUTRAL		0-0-0		0-0-0		0-0-0				
4-5-4		0-0-0		0-0-0		NON-CONFERENCE		0-1-0		1-2-1		3-2-3				
2-1-2		0-0-0		0-0-0		HOME		0-0-0		1-1-0		1-0-2				
2-4-2		0-0-0		0-0-		AWAY		0-1-0		0-1-1		2-2-1				
0-0-0		0-0-0		0-0-0		NEUTRAL		0-0-0		0-0-0		0-0-0				
1-5-0		0-0-0		0-0-0		CONFERENCE		0-1-0		0-0-0		1-4-0				
0-3-0		0-0-0		0-0-0		HOME		0-1-0		0-0-0		0-2-0				
1-2-0		0-0-0		0-0-0		AWAY		0-0-0		0-0-0		1-2-0				
0-0-0		0-0-0		0-0-0		NEUTRAL		0-0-0		0-0-0		0-0-0				
RPI	S	Opponent		Score	RPI	S	Opponent		Score	RPI	S	Opponent		Score		
							89	H	Hartwick	1	2	116	H	St. Francis Brooklyn	3	2
							100	A	Rider	0	2	119	H	Rhode Island	0	2
												140	A	Fordham	0	0
												141	A	LIU Brooklyn	0	1
												152	A	Georgia St.	1	6
												158	A	Appalachian St.	1	2
												158	H	Appalachian St.	0	1
												161	H	Lafayette	0	0
												164	A	Marist	2	0
												166	H	Ga. Southern	0	1
												173	A	Central Conn. St.	0	0
												178	A	Canisius	0	1
												185	H	Manhattan	2	2
												200	A	Sacred Heart	1	0
												202	A	Howard	3	0
												203	A	St. Bonaventure	1	2
												205	H	Niagara	3	2
<hr/>																
LAST 10 GAMES																
							158	A	Appalachian St.	1	2	89	H	Hartwick	1	2
							158	H	Appalachian St.	0	1	161	H	Lafayette	0	0
							200	A	Sacred Heart	1	0	152	A	Georgia St.	1	6
							166	H	Ga. Southern	0	1	173	A	Central Conn. St.	0	0
							202	A	Howard	3	0	116	H	St. Francis Brooklyn	3	2

Non-Div. I Games:

NJIT

Average RPI Win:	197	WON-LOST	WINNING	LAST 10	STRENGTH OF	OPP. STRENGTH	TEAM	ADJ	CONF.	ADJ CONF.							
Average RPI Loss:	136	RECORD	PCT. RANK	GAMES	SCHEDULE	OF SCHEDULE	RPI	RPI	RPI	RPI							
DIV. I ONLY	2-12-1	.16667	197	1-9-0	177	201	201	.35875	200	23	22						
DIV. I NON-CONF.	1-6-1	.1875	188	0-3-0	181	192	201	.35515	200	24	24						
<hr/>																	
TOTALS	RPI 1-25	RPI 26-50		W-L RECORDS		RPI 51-100		RPI 101-150		RPI 150+							
2-12-1	0-0-0	0-0-0		OVERALL		0-2-0		0-6-1		2-4-0							
2-4-0	0-0-0	0-0-0		HOME		0-1-0		0-1-0		2-2-0							
0-8-1	0-0-0	0-0-0		AWAY		0-1-0		0-5-1		0-2-0							
0-0-0	0-0-0	0-0-0		NEUTRAL		0-0-0		0-0-0		0-0-0							
<hr/>																	
1-6-1	0-0-0	0-0-0		NON-CONFERENCE		0-2-0		0-2-1		1-2-0							
1-2-0	0-0-0	0-0-0		HOME		0-1-0		0-0-0		1-1-0							
0-4-1	0-0-0	0-0-		AWAY		0-1-0		0-2-1		0-1-0							
0-0-0	0-0-0	0-0-0		NEUTRAL		0-0-0		0-0-0		0-0-0							
<hr/>																	
1-6-0	0-0-0	0-0-0		CONFERENCE		0-0-0		0-4-0		1-2-0							
1-2-0	0-0-0	0-0-0		HOME		0-0-0		0-1-0		1-1-0							
0-4-0	0-0-0	0-0-0		AWAY		0-0-0		0-3-0		0-1-0							
0-0-0	0-0-0	0-0-0		NEUTRAL		0-0-0		0-0-0		0-0-0							
<hr/>																	
RPI S	Opponent	Score	RPI S	Opponent	Score	RPI S	Opponent	Score	RPI S	Opponent	Score						
						74 H	Vermont	0 1	107 A	Saint Francis (PA)	1 6						
						77 A	Columbia	0 1	111 A	Stony Brook	0 0						
									116 A	St. Francis Brooklyn	0 3						
									125 A	Holy Cross	0 5						
									131 A	Army West Point	2 3						
									141 H	LIU Brooklyn	1 3						
									145 A	Robert Morris	0 3						
									169 A	Saint Peter's	1 2						
									170 A	Bryant	0 3						
									173 H	Central Conn. St.	1 2						
									193 H	Fairleigh Dickinson	2 1						
									199 H	NJIT	0 1						
									201 H	Yale	2 1						
						<hr/>											
						LAST 10 GAMES			LAST 10 GAMES			LAST 10 GAMES			LAST 10 GAMES		
193 H Fairleigh Dickinson 2 1			77 A Columbia 0 1			170 A Bryant 0 3			107 A Saint Francis (PA) 1 6								
199 H NJIT 0 1			170 A Bryant 0 3			145 A Robert Morris 0 3			169 A Saint Peter's 1 2								
141 H LIU Brooklyn 1 3			107 A Saint Francis (PA) 1 6														
116 A St. Francis Brooklyn 0 3			145 A Robert Morris 0 3														
173 H Central Conn. St. 1 2			169 A Saint Peter's 1 2														

Non-Div. I Games:

Sacred Heart



Y  
a  
l  
e

Yale

Average RPI Win: 0		WON-LOST	WINNING	LAST 10	STRENGTH OF		OPP. STRENGTH	TEAM	ADJ	CONF.	ADJ CONF.
Average RPI Loss: 128		RECORD	PCT. RANK	GAMES	SCHEDULE		OF SCHEDULE	RPI	RPI	RPI	RPI
DIV. I ONLY		0-17-2	.05263	203	0-9-1		76	206	202	.34107	202
DIV. I NON-CONF.		0-12-2	.07143	201	0-4-1		64	204	198	.36973	198
TOTALS		RPI 1-25	RPI 26-50		W-L RECORDS		RPI 51-100		RPI 101-150		RPI 150+
0-17-2	0-0-0	0-2-0		OVERALL		0-3-0		0-5-1		0-7-1	
0-6-0	0-0-0	0-0-0		HOME		0-1-0		0-2-0		0-3-0	
0-10-2	0-0-0	0-2-0		AWAY		0-2-0		0-2-1		0-4-1	
0-1-0	0-0-0	0-0-0		NEUTRAL		0-0-0		0-1-0		0-0-0	
0-12-2	0-0-0	0-2-0		NON-CONFERENCE		0-2-0		0-5-1		0-3-1	
0-3-0	0-0-0	0-0-0		HOME		0-0-0		0-2-0		0-1-0	
0-8-2	0-0-0	0-0-		AWAY		0-2-0		0-2-1		0-2-1	
0-1-0	0-0-0	0-0-0		NEUTRAL		0-0-0		0-1-0		0-0-0	
0-5-0	0-0-0	0-0-0		CONFERENCE		0-1-0		0-0-0		0-4-0	
0-3-0	0-0-0	0-0-0		HOME		0-1-0		0-0-0		0-2-0	
0-2-0	0-0-0	0-0-0		AWAY		0-0-0		0-0-0		0-2-0	
0-0-0	0-0-0	0-0-0		NEUTRAL		0-0-0		0-0-0		0-0-0	
RPI S	Opponent	Score	RPI S	Opponent	Score	RPI S	Opponent	Score	RPI S	Opponent	Score
			30 A	Radford	1 3	76 A	Monmouth	0 5	116 H	St. Francis Brooklyn	0 5
			41 A	American	0 6	89 H	Hartwick	0 2	118 N	George Washington	1 3
						94 A	UMBC	1 2	122 A	George Mason	1 5
									129 H	Bucknell	2 5
									141 A	LIU Brooklyn	1 1
									145 A	Robert Morris	0 3
									152 A	Georgia St.	1 3
									155 A	Longwood	2 3
									158 A	Appalachian St.	0 2
									166 H	Ga. Southern	0 2
									175 A	James Madison	2 2
									188 H	Liberty	1 2
									192 A	Saint Joseph's	2 3
									199 H	NJIT	0 3
LAST 10 GAMES											
			89 H	Hartwick	0 2	129 H	Bucknell	2 5			
			152 A	Georgia St.	1 3	158 A	Appalachian St.	0 2			
			199 H	NJIT	0 3	175 A	James Madison	2 2			
			155 A	Longwood	2 3	145 A	Robert Morris	0 3			
			166 H	Ga. Southern	0 2	94 A	UMBC	1 2			

Non-Div. I Games:

Howard

Average RPI Win:	159	WON-LOST RECORD	WINNING PCT. RANK	LAST 10 GAMES	STRENGTH OF SCHEDULE	OPP. STRENGTH OF SCHEDULE	TEAM RPI	ADJ RPI	CONF. RPI	ADJ CONF. RPI			
Average RPI Loss:	138												
DIV. I ONLY	2-16-1	.13158	198	1-8-1	163	200	203	.33537	203	19	19		
DIV. I NON-CONF.	1-9-1	.13636	194	0-1-1	79	205	191	.38247	193	13	13		
<hr/>													
TOTALS	RPI 1-25	RPI 26-50		W-L RECORDS	RPI 51-100		RPI 101-150		RPI 150+				
2-16-1	0-0-0	0-0-0		OVERALL	0-4-1		1-4-0		1-8-0				
1-7-1	0-0-0	0-0-0		HOME	0-2-1		0-1-0		1-4-0				
1-8-0	0-0-0	0-0-0		AWAY	0-2-0		1-3-0		0-3-0				
0-1-0	0-0-0	0-0-0		NEUTRAL	0-0-0		0-0-0		0-1-0				
<hr/>													
1-9-1	0-0-0	0-0-0		NON-CONFERENCE	0-2-1		0-3-0		1-4-0				
1-3-1	0-0-0	0-0-0		HOME	0-1-1		0-0-0		1-2-0				
0-5-0	0-0-0	0-0-		AWAY	0-1-0		0-3-0		0-1-0				
0-1-0	0-0-0	0-0-0		NEUTRAL	0-0-0		0-0-0		0-1-0				
<hr/>													
1-7-0	0-0-0	0-0-0		CONFERENCE	0-2-0		1-1-0		0-4-0				
0-4-0	0-0-0	0-0-0		HOME	0-1-0		0-1-0		0-2-0				
1-3-0	0-0-0	0-0-0		AWAY	0-1-0		1-0-0		0-2-0				
0-0-0	0-0-0	0-0-0		NEUTRAL	0-0-0		0-0-0		0-0-0				
<hr/>													
RPI S	Opponent	Score	RPI S	Opponent	Score	RPI S	Opponent	Score	RPI S	Opponent	Score		
						66 H	Binghamton	0	0	107 A	Saint Francis (PA)	0	1
						68 A	Western Mich.	0	8	116 A	St. Francis Brooklyn	0	3
						86 H	Saint Louis	0	1	118 A	George Washington	2	1
						89 H	Hartwick	0	1	136 H	Davidson	1	2
						92 A	VCU	0	2	141 A	LIU Brooklyn	0	4
										154 N	Detroit	1	2
										156 H	Buffalo	0	6
										157 A	Duquesne	0	3
										162 H	Massachusetts	1	2
										168 H	La Salle	0	3
										178 H	Canisius	0	3
										192 A	Saint Joseph's	1	4
										199 H	NJIT	2	1
										205 A	Niagara	0	4
<hr/>													
			LAST 10 GAMES										
			192 A Saint Joseph's			1	4	136 H Davidson			1	2	
			86 H Saint Louis			0	1	168 H La Salle			0	3	
			157 A Duquesne			0	3	92 A VCU			0	2	
			118 A George Washington			2	1	156 H Buffalo			0	6	
			162 H Massachusetts			1	2	66 H Binghamton			0	0	

Non-Div. I Games:

St. Bonaventure

VMI				Through Games Of Dec. 13, 2015								
Average RPI Win:	0	WON-LOST	WINNING	LAST 10	STRENGTH OF	OPP. STRENGTH	TEAM	ADJ	CONF.	ADJ CONF.		
Average RPI Loss:	114	RECORD	PCT. RANK	GAMES	SCHEDULE	OF SCHEDULE	RPI	RPI	RPI	RPI		
DIV. I ONLY		0-19-0	0 206	0-10-0		144	186	206	.32937 204	14 15		
DIV. I NON-CONF.		0-8-0	0 204	0-0-0		194	201	206	.28245 206	16 16		
<hr/>												
TOTALS	RPI 1-25	RPI 26-50		W-L RECORDS		RPI 51-100		RPI 101-150		RPI 150+		
0-19-0	0-0-0	0-0-0		OVERALL		0-9-0		0-5-0		0-5-0		
0-7-0	0-0-0	0-0-0		HOME		0-4-0		0-2-0		0-1-0		
0-12-0	0-0-0	0-0-0		AWAY		0-5-0		0-3-0		0-4-0		
0-0-0	0-0-0	0-0-0		NEUTRAL		0-0-0		0-0-0		0-0-0		
0-8-0	0-0-0	0-0-0		NON-CONFERENCE		0-0-0		0-3-0		0-5-0		
0-2-0	0-0-0	0-0-0		HOME		0-0-0		0-1-0		0-1-0		
0-6-0	0-0-0	0-0-		AWAY		0-0-0		0-2-0		0-4-0		
0-0-0	0-0-0	0-0-0		NEUTRAL		0-0-0		0-0-0		0-0-0		
0-11-0	0-0-0	0-0-0		CONFERENCE		0-9-0		0-2-0		0-0-0		
0-5-0	0-0-0	0-0-0		HOME		0-4-0		0-1-0		0-0-0		
0-6-0	0-0-0	0-0-0		AWAY		0-5-0		0-1-0		0-0-0		
0-0-0	0-0-0	0-0-0		NEUTRAL		0-0-0		0-0-0		0-0-0		
RPI	S	Opponent	Score	RPI	S	Opponent	Score	RPI	S	Opponent	Score	
						73 A Mercer	1 2	110 H Virginia Tech		1 2		
						73 A Mercer	0 7	112 A Wofford		1 3		
						73 H Mercer	1 2	112 H Wofford		0 6		
						81 A ETSU	2 3	115 A High Point		0 1		
						81 H ETSU	0 3	124 A Pittsburgh		0 4		
						86 A UNCG	0 11	155 A Longwood		1 4		
						86 H UNCG	0 7	163 H UNC Asheville		0 1		
						91 A Furman	1 3	175 A James Madison		0 2		
						91 H Furman	0 3	177 A USC Upstate		0 3		
								188 A Liberty		0 3		
				LAST 10 GAMES								
				73 A Mercer	0 7	81 H ETSU	0 3					
				112 H Wofford	0 6	73 H Mercer	1 2					
				86 A UNCG	0 11	86 H UNCG	0 7					
				73 A Mercer	1 2	112 A Wofford	1 3					
				91 A Furman	1 3	81 A ETSU	2 3					

Non-Div. I Games:

VMI

Average RPI Win: 203		WON-LOST RECORD		WINNING PCT. RANK		LAST 10 GAMES		STRENGTH OF SCHEDULE		OPP. STRENGTH OF SCHEDULE		TEAM RPI		ADJ RPI		CONF. RPI		ADJ CONF. RPI	
DIV. I ONLY		1-16-3		.125 199		0-8-2		188		197		204		.30926 205		22		23	
DIV. I NON-CONF.		1-6-2		.22222 184		0-0-1		173		193		204		.34069 204		22		22	
TOTALS		RPI 1-25		RPI 26-50		W-L RECORDS		RPI 51-100		RPI 101-150		RPI 150+							
1-16-3		0-0-0		0-1-0		OVERALL		0-3-0		0-5-1		1-7-2							
1-6-1		0-0-0		0-0-0		HOME		0-1-0		0-1-0		1-4-1							
0-9-2		0-0-0		0-1-0		AWAY		0-2-0		0-3-1		0-3-1							
0-1-0		0-0-0		0-0-0		NEUTRAL		0-0-0		0-1-0		0-0-0							
1-6-2		0-0-0		0-1-0		NON-CONFERENCE		0-1-0		0-2-1		1-2-1							
1-2-0		0-0-0		0-0-0		HOME		0-0-0		0-1-0		1-1-0							
0-4-2		0-0-0		0-0-		AWAY		0-1-0		0-1-1		0-1-1							
0-0-0		0-0-0		0-0-0		NEUTRAL		0-0-0		0-0-0		0-0-0							
0-10-1		0-0-0		0-0-0		CONFERENCE		0-2-0		0-3-0		0-5-1							
0-4-1		0-0-0		0-0-0		HOME		0-1-0		0-0-0		0-3-1							
0-5-0		0-0-0		0-0-0		AWAY		0-1-0		0-2-0		0-2-0							
0-1-0		0-0-0		0-0-0		NEUTRAL		0-0-0		0-1-0		0-0-0							
RPI	S	Opponent		Score		RPI	S	Opponent		Score		RPI	S	Opponent		Score			
						44	A	Michigan	1	2			64	A	Michigan St.	0	4		
													76	A	Monmouth	3	5		
													100	H	Rider	0	2		
													107	A	Saint Francis (PA)	0	2		
													124	A	Pittsburgh	1	1		
													133	A	Iona	1	6		
													145	H	Robert Morris	0	1		
													150	A	Siena	0	2		
													150	N	Siena	0	1		
													156	A	Buffalo	2	2		
													157	H	Duquesne	1	3		
													159	H	Fairfield	0	1		
													164	H	Marist	0	1		
													169	H	Saint Peter's	0	1		
													178	A	Canisius	0	2		
													185	A	Manhattan	0	1		
													196	H	Quinnipiac	1	1		
													199	A	NJIT	2	3		
													203	H	St. Bonaventure	4	0		
LAST 10 GAMES																			
						150	N	Siena	0	1			169	H	Saint Peter's	0	1		
						159	H	Fairfield	0	1			100	H	Rider	0	2		
						164	H	Marist	0	1			185	A	Manhattan	0	1		
						76	A	Monmouth	3	5			124	A	Pittsburgh	1	1		
						178	A	Canisius	0	2			196	H	Quinnipiac	1	1		

Non-Div. I Games:

Niagara

Average RPI Win:	0	WON-LOST	WINNING	LAST 10	STRENGTH OF	OPP. STRENGTH	TEAM	ADJ	CONF.	ADJ CONF.							
Average RPI Loss:	132	RECORD	PCT. RANK	GAMES	SCHEDULE	OF SCHEDULE	RPI	RPI	RPI	RPI							
DIV. I ONLY	0-16-1	.02941	205	0-9-1	146	203	205	.30828	206	18	18						
DIV. I NON-CONF.	0-8-0	0	204	0-1-0	131	206	205	.31838	205	17	17						
<hr/>																	
TOTALS	RPI 1-25	RPI 26-50		W-L RECORDS		RPI 51-100		RPI 101-150		RPI 150+							
0-16-1	0-1-0	0-1-0		OVERALL		0-2-0		0-3-1		0-9-0							
0-9-0	0-1-0	0-1-0		HOME		0-0-0		0-2-0		0-5-0							
0-7-1	0-0-0	0-0-0		AWAY		0-2-0		0-1-1		0-4-0							
0-0-0	0-0-0	0-0-0		NEUTRAL		0-0-0		0-0-0		0-0-0							
<hr/>																	
0-8-0	0-0-0	0-0-0		NON-CONFERENCE		0-1-0		0-2-0		0-5-0							
0-5-0	0-0-0	0-0-0		HOME		0-0-0		0-1-0		0-4-0							
0-3-0	0-0-0	0-0-		AWAY		0-1-0		0-1-0		0-1-0							
0-0-0	0-0-0	0-0-0		NEUTRAL		0-0-0		0-0-0		0-0-0							
<hr/>																	
0-8-1	0-1-0	0-1-0		CONFERENCE		0-1-0		0-1-1		0-4-0							
0-4-0	0-1-0	0-1-0		HOME		0-0-0		0-1-0		0-1-0							
0-4-1	0-0-0	0-0-0		AWAY		0-1-0		0-0-1		0-3-0							
0-0-0	0-0-0	0-0-0		NEUTRAL		0-0-0		0-0-0		0-0-0							
<hr/>																	
RPI S	Opponent	Score	RPI S	Opponent	Score	RPI S	Opponent	Score	RPI S	Opponent	Score						
21	H Coastal Caro.	0 2	30	H Radford	0 2	73	A Mercer	0 2	112	A Wofford	1 3						
						90	A Winthrop	0 4	115	A High Point	0 0						
								117	H Campbell	1 3							
								141	H LIU Brooklyn	1 3							
								152	H Georgia St.	1 5							
								155	A Longwood	0 1							
								158	H Appalachian St.	0 3							
								163	A UNC Asheville	1 4							
								166	A Ga. Southern	0 2							
								177	H USC Upstate	0 7							
								182	H Gardner-Webb	0 1							
								188	A Liberty	1 5							
								194	H UTRGV	0 2							
						<hr/>											
						LAST 10 GAMES											
163 A UNC Asheville						1	4	90 A Winthrop	0	4							
188 A Liberty						1	5	21 H Coastal Caro.	0	2							
182 H Gardner-Webb						0	1	115 A High Point	0	0							
117 H Campbell						1	3	158 H Appalachian St.	0	3							
155 A Longwood						0	1	30 H Radford	0	2							

Non-Div. I Games:

Presbyterian