

Average RPI Win: 54		WON-LOST	WINNING	LAST 10	STRENGTH OF		OPP. STRENGTH	TEAM	ADJ	CONF.	ADJ CONF.
Average RPI Loss: 16		RECORD	PCT. RANK	GAMES	SCHEDULE		OF SCHEDULE	RPI	RPI	RPI	RPI
DIV. I ONLY		15-2-2	.84211	4	4		1	1	.68131	1	1
DIV. I NON-CONF.		8-1-0	.88889	6	18		18	2	.64761	3	1
TOTALS		RPI 1-25	RPI 26-50		W-L RECORDS		RPI 51-100		RPI 101-150		RPI 150+
15-2-2		9-2-1	0-0-1		OVERALL		2-0-0		2-0-0		2-0-0
11-2-1		6-2-1	0-0-0		HOME		2-0-0		1-0-0		2-0-0
4-0-1		3-0-0	0-0-1		AWAY		0-0-0		1-0-0		0-0-0
0-0-0		0-0-0	0-0-0		NEUTRAL		0-0-0		0-0-0		0-0-0
8-1-0		3-1-0	0-0-0		NON-CONFERENCE		2-0-0		1-0-0		2-0-0
7-1-0		2-1-0	0-0-0		HOME		2-0-0		1-0-0		2-0-0
1-0-0		1-0-0	0-0-		AWAY		0-0-0		0-0-0		0-0-0
0-0-0		0-0-0	0-0-0		NEUTRAL		0-0-0		0-0-0		0-0-0
7-1-2		6-1-1	0-0-1		CONFERENCE		0-0-0		1-0-0		0-0-0
4-1-1		4-1-1	0-0-0		HOME		0-0-0		0-0-0		0-0-0
3-0-1		2-0-0	0-0-1		AWAY		0-0-0		1-0-0		0-0-0
0-0-0		0-0-0	0-0-0		NEUTRAL		0-0-0		0-0-0		0-0-0
RPI S	Opponent	Score		RPI S	Opponent	Score		RPI S	Opponent	Score	
2 H	Clemson	1	1	34 A	North Carolina St.	0	0	54 H	FGCU	1	0
3 H	Syracuse	3	1					57 H	Santa Clara	1	0
4 H	North Carolina	1	0								
6 A	Akron	2	1								
7 H	Notre Dame	2	1								
7 H	Notre Dame	0	1								
15 A	Boston College	5	0								
16 H	FIU	3	2								
19 H	South Carolina	2	0								
23 A	Louisville	4	2								
23 H	Louisville	2	1								
25 H	Elon	0	1								
LAST 10 GAMES											
7 H	Notre Dame	0	1	152 H	Georgia St.	5	0				
23 H	Louisville	2	1	4 H	North Carolina	1	0				
23 A	Louisville	4	2	34 A	North Carolina St.	0	0				
139 H	Davidson	4	0	19 H	South Carolina	2	0				
7 H	Notre Dame	2	1	15 A	Boston College	5	0				

Non-Div. I Games:

Wake Forest

Average RPI Win:	62	WON-LOST	WINNING	LAST 10	STRENGTH OF	OPP. STRENGTH	TEAM	ADJ	CONF.	ADJ CONF.		
Average RPI Loss:	5	RECORD	PCT. RANK	GAMES	SCHEDULE	OF SCHEDULE	RPI	RPI	RPI	RPI		
DIV. I ONLY		15-2-2	.84211	4	9-1-0	6	2	2	.67129	2	1	1
DIV. I NON-CONF.		8-0-1	.94444	2	3-0-0	25	57	4	.63364	4	1	1
<hr/>												
TOTALS	RPI 1-25	RPI 26-50		W-L RECORDS		RPI 51-100		RPI 101-150		RPI 150+		
15-2-2	5-2-2	3-0-0		OVERALL		4-0-0		1-0-0		2-0-0		
10-1-1	4-1-1	1-0-0		HOME		3-0-0		1-0-0		1-0-0		
5-1-1	1-1-1	2-0-0		AWAY		1-0-0		0-0-0		1-0-0		
0-0-0	0-0-0	0-0-0		NEUTRAL		0-0-0		0-0-0		0-0-0		
8-0-1	1-0-1	1-0-0		NON-CONFERENCE		4-0-0		0-0-0		2-0-0		
5-0-1	1-0-1	0-0-0		HOME		3-0-0		0-0-0		1-0-0		
3-0-0	0-0-0	1-0-		AWAY		1-0-0		0-0-0		1-0-0		
0-0-0	0-0-0	0-0-0		NEUTRAL		0-0-0		0-0-0		0-0-0		
7-2-1	4-2-1	2-0-0		CONFERENCE		0-0-0		1-0-0		0-0-0		
5-1-0	3-1-0	1-0-0		HOME		0-0-0		1-0-0		0-0-0		
2-1-1	1-1-1	1-0-0		AWAY		0-0-0		0-0-0		0-0-0		
0-0-0	0-0-0	0-0-0		NEUTRAL		0-0-0		0-0-0		0-0-0		
RPI	S	Opponent	Score	RPI	S	Opponent	Score	RPI	S	Opponent	Score	
1	A	Wake Forest	1 1	29	A	Charlotte	1 0	56	H	Brown	3 1	
3	A	Syracuse	1 0	34	A	North Carolina St.	4 1	70	H	Mercer	4 1	
3	H	Syracuse	0 2	50	H	Duke	2 1	74	H	ETSU	3 1	
7	A	Notre Dame	0 1					91	A	Furman	3 0	
15	H	Boston College	1 0									
15	H	Boston College	3 0									
19	H	South Carolina	3 0									
22	H	Coastal Caro.	1 1									
23	H	Louisville	4 2									
<hr/>												
LAST 10 GAMES												
		3 H Syracuse	0 2			3 A Syracuse	1 0					
		15 H Boston College	3 0			23 H Louisville	4 2					
		34 A North Carolina St.	4 1			29 A Charlotte	1 0					
		15 H Boston College	1 0			107 H Virginia Tech	2 0					
		161 H Ga. Southern	3 1			180 A Gardner-Webb	4 0					

Non-Div. I Games:

Clemson

Average RPI Win: 63		WON-LOST	WINNING	LAST 10	STRENGTH OF		OPP. STRENGTH	TEAM	ADJ		CONF.	ADJ CONF.
Average RPI Loss: 13		RECORD	PCT. RANK	GAMES	SCHEDULE		OF SCHEDULE	RPI	RPI		RPI	RPI
DIV. I ONLY		13-5-3	.69048	23	5-3-2		2	5	5	.64298	3	1
DIV. I NON-CONF.		7-1-1	.83333	9	1-0-1		48	55	27	.57052	28	1
TOTALS		RPI 1-25	RPI 26-50		W-L RECORDS		RPI 51-100		RPI 101-150		RPI 150+	
13-5-3		2-4-2	4-1-0		OVERALL		3-0-1		4-0-0		0-0-0	
8-1-2		0-1-1	3-0-0		HOME		2-0-1		3-0-0		0-0-0	
5-4-1		2-3-1	1-1-0		AWAY		1-0-0		1-0-0		0-0-0	
0-0-0		0-0-0	0-0-0		NEUTRAL		0-0-0		0-0-0		0-0-0	
7-1-1		0-0-0	1-1-0		NON-CONFERENCE		3-0-1		3-0-0		0-0-0	
5-0-1		0-0-0	1-0-0		HOME		2-0-1		2-0-0		0-0-0	
2-1-0		0-0-0	0-0-		AWAY		1-0-0		1-0-0		0-0-0	
0-0-0		0-0-0	0-0-0		NEUTRAL		0-0-0		0-0-0		0-0-0	
6-4-2		2-4-2	3-0-0		CONFERENCE		0-0-0		1-0-0		0-0-0	
3-1-1		0-1-1	2-0-0		HOME		0-0-0		1-0-0		0-0-0	
3-3-1		2-3-1	1-0-0		AWAY		0-0-0		0-0-0		0-0-0	
0-0-0		0-0-0	0-0-0		NEUTRAL		0-0-0		0-0-0		0-0-0	
RPI S	Opponent	Score	RPI S	Opponent	Score	RPI S	Opponent	Score	RPI S	Opponent	Score	
1 A	Wake Forest	1 3	32 H	Rutgers	2 1	53 H	Albany (NY)	2 1	105 H	Bowling Green	3 0	
2 A	Clemson	2 0	34 H	North Carolina St.	2 0	59 A	Colgate	2 0	122 A	Bucknell	1 0	
2 H	Clemson	0 1	34 H	North Carolina St.	2 1	66 H	Binghamton	3 1	125 H	Pittsburgh	5 0	
4 A	North Carolina	1 1	42 A	Hofstra	1 2	96 H	Hartford	2 2	131 H	UC Riverside	4 1	
4 A	North Carolina	1 2	50 A	Duke	3 1							
7 A	Notre Dame	1 0										
15 A	Boston College	1 2										
23 H	Louisville	1 1										
LAST 10 GAMES												
7 A	Notre Dame	1 0	34 H	North Carolina St.	2 1							
2 A	Clemson	2 0	96 H	Hartford	2 2							
4 A	North Carolina	1 1	2 H	Clemson	0 1							
34 H	North Carolina St.	2 0	105 H	Bowling Green	3 0							
15 A	Boston College	1 2	4 A	North Carolina	1 2							

Non-Div. I Games:

Syracuse

Average RPI Win:		67	WON-LOST RECORD		WINNING PCT. RANK	LAST 10 GAMES		STRENGTH OF SCHEDULE		OPP. STRENGTH OF SCHEDULE	TEAM RPI	ADJ RPI	CONF. RPI	ADJ CONF. RPI			
Average RPI Loss:		1															
DIV. I ONLY			14-1-3		.86111	2		7-1-2		15	4	3	.6395	4	1	1	
DIV. I NON-CONF.			8-0-1		.94444	2		4-0-0		54	25	10	.60842	11	1	1	
TOTALS		RPI 1-25		RPI 26-50		W-L RECORDS		RPI 51-100		RPI 101-150		RPI 150+					
14-1-3		4-1-1		2-0-1		OVERALL		3-0-0		4-0-1		1-0-0					
11-0-2		4-0-1		2-0-0		HOME		3-0-0		1-0-1		1-0-0					
3-1-1		0-1-0		0-0-1		AWAY		0-0-0		3-0-0		0-0-0					
0-0-0		0-0-0		0-0-0		NEUTRAL		0-0-0		0-0-0		0-0-0					
8-0-1		1-0-0		1-0-0		NON-CONFERENCE		3-0-0		2-0-1		1-0-0					
7-0-1		1-0-0		1-0-0		HOME		3-0-0		1-0-1		1-0-0					
1-0-0		0-0-0		0-0-		AWAY		0-0-0		1-0-0		0-0-0					
0-0-0		0-0-0		0-0-0		NEUTRAL		0-0-0		0-0-0		0-0-0					
6-1-2		3-1-1		1-0-1		CONFERENCE		0-0-0		2-0-0		0-0-0					
4-0-1		3-0-1		1-0-0		HOME		0-0-0		0-0-0		0-0-0					
2-1-1		0-1-0		0-0-1		AWAY		0-0-0		2-0-0		0-0-0					
0-0-0		0-0-0		0-0-0		NEUTRAL		0-0-0		0-0-0		0-0-0					
RPI	S	Opponent		Score		RPI	S	Opponent		Score		RPI	S	Opponent		Score	
1	A	Wake Forest		0 1		27	A	Virginia		0 0		57	H	Santa Clara		3 0	
3	H	Syracuse		2 1		40	H	Tulsa		2 1		60	H	UNCW		3 0	
3	H	Syracuse		1 1		50	H	Duke		2 1		68	H	North Florida		2 1	
7	H	Notre Dame		4 2													
16	H	FIU		1 0													
23	H	Louisville		2 1													
														</			

Average RPI Win:	70	WON-LOST	WINNING	LAST 10	STRENGTH OF	OPP. STRENGTH	TEAM	ADJ	CONF.	ADJ CONF.						
Average RPI Loss:	10	RECORD	PCT. RANK	GAMES	SCHEDULE	OF SCHEDULE	RPI	RPI	RPI	RPI						
DIV. I ONLY		15-2-2	.84211	4	10-0-0	13	17	4	.63791	5	6	6				
DIV. I NON-CONF.		4-2-2	.625	54	0-0-0	11	1	1	.65587	1	5	6				
<hr/>																
TOTALS	RPI 1-25	RPI 26-50		W-L RECORDS		RPI 51-100		RPI 101-150		RPI 150+						
15-2-2	4-2-0	4-0-0		OVERALL		2-0-2		4-0-0		1-0-0						
10-1-0	4-1-0	3-0-0		HOME		1-0-0		1-0-0		1-0-0						
5-1-2	0-1-0	1-0-0		AWAY		1-0-2		3-0-0		0-0-0						
0-0-0	0-0-0	0-0-0		NEUTRAL		0-0-0		0-0-0		0-0-0						
<hr/>																
4-2-2	2-2-0	1-0-0		NON-CONFERENCE		0-0-2		1-0-0		0-0-0						
3-1-0	2-1-0	1-0-0		HOME		0-0-0		0-0-0		0-0-0						
1-1-2	0-1-0	0-0-		AWAY		0-0-2		1-0-0		0-0-0						
0-0-0	0-0-0	0-0-0		NEUTRAL		0-0-0		0-0-0		0-0-0						
<hr/>																
11-0-0	2-0-0	3-0-0		CONFERENCE		2-0-0		3-0-0		1-0-0						
7-0-0	2-0-0	2-0-0		HOME		1-0-0		1-0-0		1-0-0						
4-0-0	0-0-0	1-0-0		AWAY		1-0-0		2-0-0		0-0-0						
0-0-0	0-0-0	0-0-0		NEUTRAL		0-0-0		0-0-0		0-0-0						
<hr/>																
RPI	S	Opponent	Score		RPI	S	Opponent	Score		RPI	S	Opponent	Score			
6	H	Akron	0	1	26	H	Radford	5	2	54	A	FGCU	0	0		
10	H	Creighton	2	1	45	H	Butler	2	0	61	H	Providence	1	0		
10	H	Creighton	2	1	47	A	Xavier	1	0	65	A	Villanova	2	1		
13	H	Maryland	2	1	47	H	Xavier	1	0	93	A	VCU	2	2		
14	A	South Fla.	0	2								143	A	St. John's (NY)	1	0
20	H	UCLA	3	1								184	H	Seton Hall	3	2
<hr/>																
LAST 10 GAMES																
10 H Creighton					2 1					143 A St. John's (NY)			1 0			
47 H Xavier					1 0					126 A DePaul			1 0			
10 H Creighton					2 1					138 H Marquette			3 0			
65 A Villanova					2 1					45 H Butler			2 0			
184 H Seton Hall					3 2					47 A Xavier			1 0			

Non-Div. I Games:

Georgetown

Average RPI Win: 88		WON-LOST RECORD		WINNING PCT. RANK		LAST 10 GAMES		STRENGTH OF SCHEDULE		OPP. STRENGTH OF SCHEDULE		TEAM RPI		ADJ RPI		CONF. RPI		ADJ CONF. RPI	
DIV. I ONLY		15-3-2		.8 9		8-1-1		16		25		6		.6343 6		9		9	
DIV. I NON-CONF.		9-3-1		.73077 30		2-1-0		20		2		3		.65316 2		12		12	
TOTALS		RPI 1-25		RPI 26-50		W-L RECORDS		RPI 51-100		RPI 101-150		RPI 150+							
15-3-2		3-2-1		0-1-0		OVERALL		5-0-1		5-0-0		2-0-0							
8-2-1		0-2-1		0-0-0		HOME		4-0-0		3-0-0		1-0-0							
7-1-1		3-0-0		0-1-0		AWAY		1-0-1		2-0-0		1-0-0							
0-0-0		0-0-0		0-0-0		NEUTRAL		0-0-0		0-0-0		0-0-0							
9-3-1		3-2-1		0-1-0		NON-CONFERENCE		5-0-0		1-0-0		0-0-0							
4-2-1		0-2-1		0-0-0		HOME		4-0-0		0-0-0		0-0-0							
5-1-0		3-0-0		0-0-0		AWAY		1-0-0		1-0-0		0-0-0							
0-0-0		0-0-0		0-0-0		NEUTRAL		0-0-0		0-0-0		0-0-0							
6-0-1		0-0-0		0-0-0		CONFERENCE		0-0-1		4-0-0		2-0-0							
4-0-0		0-0-0		0-0-0		HOME		0-0-0		3-0-0		1-0-0							
2-0-1		0-0-0		0-0-0		AWAY		0-0-1		1-0-0		1-0-0							
0-0-0		0-0-0		0-0-0		NEUTRAL		0-0-0		0-0-0		0-0-0							
RPI S	Opponent	Score		RPI S	Opponent	Score		RPI S	Opponent	Score		RPI S	Opponent	Score					
1 H	Wake Forest	1	2	41 A	Old Dominion	1	4	57 H	Santa Clara	2	0	105 H	Bowling Green	4	0				
5 A	Georgetown	1	0					63 H	Michigan St.	4	1	115 A	West Virginia	2	0				
11 H	Ohio St.	3	3					73 A	Western Mich.	1	1	115 H	West Virginia	3	2				
13 A	Maryland	3	2					79 H	Penn St.	1	0	117 A	UAB	2	1				
17 A	UC Santa Barbara	2	0					90 H	Saint Louis	3	2	134 H	Northern Ill.	4	0				
20 H	UCLA	2	4					93 A	VCU	3	2	159 A	Buffalo	2	1				
												159 H	Buffalo	1	0				
				LAST 10 GAMES															
				115 H West Virginia 3 2				73 A Western Mich. 1 1											
				159 H Buffalo 1 0				63 H Michigan St. 4 1											
				105 H Bowling Green 4 0				134 H Northern Ill. 4 0											
				20 H UCLA 2 4				159 A Buffalo 2 1											
				115 A West Virginia 2 0				57 H Santa Clara 2 0											

Average RPI Win: 53		WON-LOST RECORD		WINNING PCT. RANK		LAST 10 GAMES		STRENGTH OF SCHEDULE		OPP. STRENGTH OF SCHEDULE		TEAM RPI		ADJ RPI		CONF. RPI		ADJ CONF. RPI	
DIV. I ONLY		11-4-5		.675 29		4-2-4		3		3		7		.629 7		1		1	
DIV. I NON-CONF.		5-1-3		.72222 33		0-0-2		46		11		29		.5763 25		1		1	
TOTALS		RPI 1-25		RPI 26-50		W-L RECORDS		RPI 51-100		RPI 101-150		RPI 150+							
11-4-5		4-3-1		3-1-2		OVERALL		1-0-1		3-0-1		0-0-0							
8-2-1		2-1-0		3-1-1		HOME		0-0-0		3-0-0		0-0-0							
3-2-3		2-2-0		0-0-1		AWAY		1-0-1		0-0-1		0-0-0							
0-0-1		0-0-1		0-0-0		NEUTRAL		0-0-0		0-0-0		0-0-0							
5-1-3		2-0-1		0-1-1		NON-CONFERENCE		1-0-1		2-0-0		0-0-0							
3-1-1		1-0-0		0-1-1		HOME		0-0-0		2-0-0		0-0-0							
2-0-1		1-0-0		0-0-		AWAY		1-0-1		0-0-0		0-0-0							
0-0-1		0-0-1		0-0-0		NEUTRAL		0-0-0		0-0-0		0-0-0							
6-3-2		2-3-0		3-0-1		CONFERENCE		0-0-0		1-0-1		0-0-0							
5-1-0		1-1-0		3-0-0		HOME		0-0-0		1-0-0		0-0-0							
1-2-2		1-2-0		0-0-1		AWAY		0-0-0		0-0-1		0-0-0							
0-0-0		0-0-0		0-0-0		NEUTRAL		0-0-0		0-0-0		0-0-0							
RPI S	Opponent		Score		RPI S	Opponent		Score		RPI S	Opponent		Score		RPI S	Opponent		Score	
1	A	Wake Forest	1	0	27	H	Virginia	1	0	55	A	Northwestern	1	1	107	A	Virginia Tech	0	0
1	A	Wake Forest	1	2	27	H	Virginia	3	1	63	A	Michigan St.	4	0	117	H	UAB	4	0
2	H	Clemson	1	0	34	A	North Carolina St.	1	1						125	H	Pittsburgh	5	0
3	H	Syracuse	0	1	46	H	Michigan	1	1						138	H	Marquette	4	2
4	A	North Carolina	2	4	47	H	Xavier	0	1										
13	N	Maryland	0	0	50	H	Duke	3	2										
14	H	South Fla.	2	0															
21	A	Indiana	1	0															
LAST 10 GAMES																			
		3	H	Syracuse	0	1				55	A	Northwestern	1	1					
		1	A	Wake Forest	1	0				107	A	Virginia Tech	0	0					
		27	H	Virginia	1	0				50	H	Duke	3	2					
		125	H	Pittsburgh	5	0				46	H	Michigan	1	1					
		1	A	Wake Forest	1	2				34	A	North Carolina St.	1	1					

Non-Div. I Games:

Notre Dame

Average RPI Win:	82	WON-LOST RECORD	WINNING PCT. RANK	LAST 10 GAMES	STRENGTH OF SCHEDULE	OPP. STRENGTH OF SCHEDULE	TEAM RPI	ADJ RPI	CONF. RPI	ADJ CONF. RPI		
Average RPI Loss:	33											
DIV. I ONLY		14-2-2	.83333	7	7-1-2	52	13	9	.62795	8	2	2
DIV. I NON-CONF.		7-1-0	.875	7	0-0-0	113	10	24	.58883	19	6	5
<hr/>												
TOTALS	RPI 1-25	RPI 26-50		W-L RECORDS		RPI 51-100		RPI 101-150		RPI 150+		
14-2-2	3-1-1	2-1-1		OVERALL		5-0-0		2-0-0		2-0-0		
8-0-2	0-0-1	1-0-1		HOME		3-0-0		2-0-0		2-0-0		
6-2-0	3-1-0	1-1-0		AWAY		2-0-0		0-0-0		0-0-0		
0-0-0	0-0-0	0-0-0		NEUTRAL		0-0-0		0-0-0		0-0-0		
7-1-0	2-1-0	0-0-0		NON-CONFERENCE		1-0-0		2-0-0		2-0-0		
5-0-0	0-0-0	0-0-0		HOME		1-0-0		2-0-0		2-0-0		
2-1-0	2-1-0	0-0-		AWAY		0-0-0		0-0-0		0-0-0		
0-0-0	0-0-0	0-0-0		NEUTRAL		0-0-0		0-0-0		0-0-0		
7-1-2	1-0-1	2-1-1		CONFERENCE		4-0-0		0-0-0		0-0-0		
3-0-2	0-0-1	1-0-1		HOME		2-0-0		0-0-0		0-0-0		
4-1-0	1-0-0	1-1-0		AWAY		2-0-0		0-0-0		0-0-0		
0-0-0	0-0-0	0-0-0		NEUTRAL		0-0-0		0-0-0		0-0-0		
RPI S	Opponent	Score	RPI S	Opponent	Score	RPI S	Opponent	Score	RPI S	Opponent	Score	
12 A	SMU	3 2	43 A	California	2 1	72 A	Oregon St.	2 0	139 H	Davidson	1 0	
17 A	UC Santa Barbara	0 1	43 H	California	1 0	72 H	Oregon St.	3 0	147 H	San Jose St.	1 0	
20 A	UCLA	2 1	49 A	Washington	1 2	85 A	San Diego St.	3 1	154 H	San Francisco	3 1	
20 H	UCLA	2 2	49 H	Washington	0 0	85 H	San Diego St.	3 1	155 H	Northeastern	1 0	
23 A	Louisville	1 0				93 H	VCU	2 0				
<hr/>												
			LAST 10 GAMES									
			43 H California			85 A San Diego St.						
			49 A Washington			20 A UCLA						
			72 A Oregon St.			72 H Oregon St.						
			85 H San Diego St.			49 H Washington						
			20 H UCLA			43 A California						

Non-Div. I Games:

Stanford



Average RPI Win:		95	WON-LOST		WINNING		LAST 10		STRENGTH OF		OPP. STRENGTH		TEAM		ADJ		CONF.		ADJ CONF.					
Average RPI Loss:		86	RECORD		PCT. RANK		GAMES		SCHEDULE		OF SCHEDULE		RPI		RPI		RPI		RPI					
DIV. I ONLY			17-3-1		.83333		7		8-1-1		37		75		10		.61683		9		12		12	
DIV. I NON-CONF.			7-2-0		.77778		19		0-0-0		37		14		6		.62823		5		20		18	
TOTALS			RPI 1-25		RPI 26-50		W-L RECORDS		RPI 51-100		RPI 101-150		RPI 150+											
17-3-1			1-0-0		3-1-1		OVERALL		4-1-0		8-1-0		1-0-0											
9-1-0			1-0-0		2-0-0		HOME		0-1-0		6-0-0		0-0-0											
6-1-0			0-0-0		1-0-0		AWAY		3-0-0		1-1-0		1-0-0											
2-1-1			0-0-0		0-1-1		NEUTRAL		1-0-0		1-0-0		0-0-0											
7-2-0			1-0-0		2-1-0		NON-CONFERENCE		3-1-0		1-0-0		0-0-0											
4-1-0			1-0-0		2-0-0		HOME		0-1-0		1-0-0		0-0-0											
2-0-0			0-0-0		0-0-		AWAY		2-0-0		0-0-0		0-0-0											
1-1-0			0-0-0		0-1-0		NEUTRAL		1-0-0		0-0-0		0-0-0											
10-1-1			0-0-0		1-0-1		CONFERENCE		1-0-0		7-1-0		1-0-0											
5-0-0			0-0-0		0-0-0		HOME		0-0-0		5-0-0		0-0-0											
4-1-0			0-0-0		1-0-0		AWAY		1-0-0		1-1-0		1-0-0											
1-0-1			0-0-0		0-0-1		NEUTRAL		0-0-0		1-0-0		0-0-0											
RPI	S	Opponent		Score		RPI	S	Opponent		Score		RPI	S	Opponent		Score								
24	H	Dartmouth		2	1	30	N	Cal Poly		0	1	55	N	Northwestern		3	0							
						33	A	Utah Valley		2	0	57	A	Santa Clara		1	0							
						33	N	Utah Valley		1	1	72	A	Oregon St.		2	1							
						38	H	Harvard		2	0	77	A	UNLV		3	2							
						49	H	Washington		2	1	100	H	Gonzaga		0	1							
														129 A Houston Baptist		1	3							
														136 H UMKC		5	1							
														142 H Incarnate Word		4	2							
														147 H San Jose St.		1	0							
														150 A Grand Canyon		1	0							
														192 A UTRGV		2	1							
LAST 10 GAMES																								
						33	N	Utah Valley		1	1	77	A	UNLV		3	2							
						103	N	CSU Bakersfield		4	0	147	H	San Jose St.		1	0							
						33	A	Utah Valley		2	0	103	H	CSU Bakersfield		3	1							
						142	H	Incarnate Word		4	2	192	A	UTRGV		2	1							
						150	A	Grand Canyon		1	0	129	A	Houston Baptist		1	3							

Non-Div. I Games:

Seattle

Average RPI Win:		96	WON-LOST RECORD		WINNING PCT. RANK		LAST 10 GAMES		STRENGTH OF SCHEDULE		OPP. STRENGTH OF SCHEDULE		TEAM RPI		ADJ RPI		CONF. RPI		ADJ CONF. RPI	
DIV. I ONLY			17-3-0		.85 3		7-3-0		58		40		8		.61249 10		6		6	
DIV. I NON-CONF.			9-0-0		1 1		1-0-0		67		58		12		.60514 14		5		6	
TOTALS		RPI 1-25		RPI 26-50		W-L RECORDS		RPI 51-100		RPI 101-150		RPI 150+								
17-3-0		0-2-0		3-1-0		OVERALL		6-0-0		6-0-0		2-0-0								
12-1-0		0-0-0		2-1-0		HOME		4-0-0		5-0-0		1-0-0								
5-2-0		0-2-0		1-0-0		AWAY		2-0-0		1-0-0		1-0-0								
0-0-0		0-0-0		0-0-0		NEUTRAL		0-0-0		0-0-0		0-0-0								
9-0-0		0-0-0		2-0-0		NON-CONFERENCE		3-0-0		3-0-0		1-0-0								
8-0-0		0-0-0		2-0-0		HOME		2-0-0		3-0-0		1-0-0								
1-0-0		0-0-0		0-0-		AWAY		1-0-0		0-0-0		0-0-0								
0-0-0		0-0-0		0-0-0		NEUTRAL		0-0-0		0-0-0		0-0-0								
8-3-0		0-2-0		1-1-0		CONFERENCE		3-0-0		3-0-0		1-0-0								
4-1-0		0-0-0		0-1-0		HOME		2-0-0		2-0-0		0-0-0								
4-2-0		0-2-0		1-0-0		AWAY		1-0-0		1-0-0		1-0-0								
0-0-0		0-0-0		0-0-0		NEUTRAL		0-0-0		0-0-0		0-0-0								
RPI	S	Opponent		Score		RPI	S	Opponent		Score		RPI	S	Opponent		Score				
5	A	Georgetown		1 2		40	H	Tulsa		1 0		61	A	Providence		3 1				
5	A	Georgetown		1 2		45	A	Butler		1 0		61	H	Providence		2 1				
						46	H	Michigan		1 0		62	H	CSUN		2 1				
						47	H	Xavier		1 2		63	A	Michigan St.		1 0				
												65	H	Villanova		5 1				
												78	H	Drake		2 1				

Non-Div. I Games:

Creighton

Average RPI Win: 56		WON-LOST RECORD		WINNING PCT. RANK		LAST 10 GAMES		STRENGTH OF SCHEDULE		OPP. STRENGTH OF SCHEDULE		TEAM RPI		ADJ RPI		CONF. RPI		ADJ CONF. RPI	
DIV. I ONLY		13-6-2		.66667 31		8-2-0		12		29		11		.60617 11		3		3	
DIV. I NON-CONF.		6-3-1		.65 50		2-0-0		15		42		14		.60825 12		2		2	
TOTALS		RPI 1-25		RPI 26-50		W-L RECORDS		RPI 51-100		RPI 101-150		RPI 150+							
13-6-2		3-1-1		4-1-0		OVERALL		3-4-1		3-0-0		0-0-0							
10-2-1		2-1-0		3-0-0		HOME		2-1-1		3-0-0		0-0-0							
3-4-1		1-0-1		1-1-0		AWAY		1-3-0		0-0-0		0-0-0							
0-0-0		0-0-0		0-0-0		NEUTRAL		0-0-0		0-0-0		0-0-0							
6-3-1		1-0-1		2-0-0		NON-CONFERENCE		1-3-0		2-0-0		0-0-0							
5-1-0		1-0-0		1-0-0		HOME		1-1-0		2-0-0		0-0-0							
1-2-1		0-0-1		1-0-		AWAY		0-2-0		0-0-0		0-0-0							
0-0-0		0-0-0		0-0-0		NEUTRAL		0-0-0		0-0-0		0-0-0							
7-3-1		2-1-0		2-1-0		CONFERENCE		2-1-1		1-0-0		0-0-0							
5-1-1		1-1-0		2-0-0		HOME		1-0-1		1-0-0		0-0-0							
2-2-0		1-0-0		0-1-0		AWAY		1-1-0		0-0-0		0-0-0							
0-0-0		0-0-0		0-0-0		NEUTRAL		0-0-0		0-0-0		0-0-0							
RPI S	Opponent	Score		RPI S	Opponent	Score		RPI S	Opponent	Score		RPI S	Opponent	Score					
6 A	Akron	3	3	31 A	Kentucky	1	0	51 H	Dayton	2	0	105 H	Bowling Green	2	1				
13 H	Maryland	1	0	32 A	Rutgers	0	1	55 A	Northwestern	1	2	108 H	Cleveland St.	1	0				
13 H	Maryland	0	2	32 H	Rutgers	4	0	63 A	Michigan St.	2	1	124 H	Wisconsin	2	0				
21 A	Indiana	1	0	35 H	Cal St. Fullerton	2	0	66 H	Binghamton	0	1								
23 H	Louisville	1	0	46 H	Michigan	3	1	79 H	Penn St.	1	0								
								79 H	Penn St.	1	1								
								94 A	UMBC	0	1								
								95 A	Navy	0	3								
				LAST 10 GAMES															
				13 H	Maryland	0	2	32 A	Rutgers	0	1								
				32 H	Rutgers	4	0	108 H	Cleveland St.	1	0								
				79 H	Penn St.	1	0	124 H	Wisconsin	2	0								
				46 H	Michigan	3	1	31 A	Kentucky	1	0								
				13 H	Maryland	1	0	21 A	Indiana	1	0								

Non-Div. I Games:

Ohio St.



Average RPI Win: 66		WON-LOST RECORD		WINNING PCT. RANK		LAST 10 GAMES		STRENGTH OF SCHEDULE		OPP. STRENGTH OF SCHEDULE		TEAM RPI		ADJ RPI		CONF. RPI		ADJ CONF. RPI	
DIV. I ONLY		10-5-5		.625 51		6-2-2		10		11		16		.59322 13		3		3	
DIV. I NON-CONF.		5-3-1		.61111 58		2-1-0		19		4		18		.59019 18		2		2	
TOTALS		RPI 1-25		RPI 26-50		W-L RECORDS		RPI 51-100		RPI 101-150		RPI 150+							
10-5-5		2-3-3		3-0-1		OVERALL		3-2-1		2-0-0		0-0-0							
6-3-2		1-1-1		3-0-1		HOME		2-2-0		0-0-0		0-0-0							
3-2-1		1-2-0		0-0-0		AWAY		1-0-1		1-0-0		0-0-0							
1-0-2		0-0-2		0-0-0		NEUTRAL		0-0-0		1-0-0		0-0-0							
5-3-1		1-2-1		1-0-0		NON-CONFERENCE		2-1-0		1-0-0		0-0-0							
4-2-0		1-1-0		1-0-0		HOME		2-1-0		0-0-0		0-0-0							
0-1-0		0-1-0		0-0-		AWAY		0-0-0		0-0-0		0-0-0							
1-0-1		0-0-1		0-0-0		NEUTRAL		0-0-0		1-0-0		0-0-0							
5-2-4		1-1-2		2-0-1		CONFERENCE		1-1-1		1-0-0		0-0-0							
2-1-2		0-0-1		2-0-1		HOME		0-1-0		0-0-0		0-0-0							
3-1-1		1-1-0		0-0-0		AWAY		1-0-1		1-0-0		0-0-0							
0-0-1		0-0-1		0-0-0		NEUTRAL		0-0-0		0-0-0		0-0-0							
RPI	S	Opponent		Score		RPI	S	Opponent		Score		RPI	S	Opponent		Score			
5	A	Georgetown		1	2	32	H	Rutgers		3	1	55	H	Northwestern		1	2		
6	H	Akron		2	3	46	H	Michigan		0	0	63	A	Michigan St.		0	0		
7	N	Notre Dame		0	0	46	H	Michigan		5	2	65	H	Villanova		2	0		
11	A	Ohio St.		2	0	49	H	Washington		1	0	79	A	Penn St.		4	3		
11	A	Ohio St.		0	1							81	H	Delaware		1	2		
20	H	UCLA		2	1							95	H	Navy		1	0		
21	H	Indiana		0	0														
21	N	Indiana		1	1														
LAST 10 GAMES																			
11	A	Ohio St.		2	0	49	H	Washington		1	0								
21	N	Indiana		1	1	81	H	Delaware		1	2								
46	H	Michigan		5	2	21	H	Indiana		0	0								
32	H	Rutgers		3	1	79	A	Penn St.		4	3								
11	A	Ohio St.		0	1	65	H	Villanova		2	0								

Non-Div. I Games:

Maryland



Average RPI Win:	66	WON-LOST RECORD	WINNING PCT. RANK	LAST 10 GAMES	STRENGTH OF SCHEDULE	OPP. STRENGTH OF SCHEDULE	TEAM RPI	ADJ RPI	CONF. RPI	ADJ CONF. RPI					
Average RPI Loss:	26														
DIV. I ONLY		9-7-1	.55882	76	4-5-1	5	10	15	.58826	15	1	1			
DIV. I NON-CONF.		5-2-1	.6875	39	1-1-1	22	71	33	.56827	29	1	1			
<hr/>															
TOTALS	RPI 1-25	RPI 26-50		W-L RECORDS		RPI 51-100		RPI 101-150		RPI 150+					
9-7-1	2-4-0	3-2-0		OVERALL		1-1-0		2-0-1		1-0-0					
6-2-0	2-1-0	2-0-0		HOME		0-1-0		1-0-0		1-0-0					
3-5-1	0-3-0	1-2-0		AWAY		1-0-0		1-0-1		0-0-0					
0-0-0	0-0-0	0-0-0		NEUTRAL		0-0-0		0-0-0		0-0-0					
5-2-1	1-0-0	2-1-0		NON-CONFERENCE		1-1-0		0-0-1		1-0-0					
3-1-0	1-0-0	1-0-0		HOME		0-1-0		0-0-0		1-0-0					
2-1-1	0-0-0	1-0-		AWAY		1-0-0		0-0-1		0-0-0					
0-0-0	0-0-0	0-0-0		NEUTRAL		0-0-0		0-0-0		0-0-0					
4-5-0	1-4-0	1-1-0		CONFERENCE		0-0-0		2-0-0		0-0-0					
3-1-0	1-1-0	1-0-0		HOME		0-0-0		1-0-0		0-0-0					
1-4-0	0-3-0	0-1-0		AWAY		0-0-0		1-0-0		0-0-0					
0-0-0	0-0-0	0-0-0		NEUTRAL		0-0-0		0-0-0		0-0-0					
RPI	S	Opponent	Score	RPI	S	Opponent	Score	RPI	S	Opponent	Score				
1	H	Wake Forest	0 5	27	H	Virginia	2 1	56	A	Brown	1 0	107	A	Virginia Tech	4 1
2	A	Clemson	0 3	28	A	Boston U.	3 2	84	H	Loyola Marymount	0 1	125	H	Pittsburgh	2 0
2	A	Clemson	0 1	34	A	North Carolina St.	1 2					127	A	Rhode Island	1 1
3	H	Syracuse	2 1	36	H	UConn	3 1					196	H	Quinnipiac	1 0
12	H	SMU	4 2	38	A	Harvard	1 2								
23	A	Louisville	1 2												
<hr/>															
LAST 10 GAMES															
2	A	Clemson	0 3	27	H	Virginia	2 1	56	A	Brown	1 0	1	H	Wake Forest	0 5
3	H	Syracuse	2 1	56	A	Brown	1 0	1	H	Wake Forest	0 5	127	A	Rhode Island	1 1
38	A	Harvard	1 2	1	H	Wake Forest	0 5	127	A	Rhode Island	1 1	107	A	Virginia Tech	4 1
2	A	Clemson	0 1	127	A	Rhode Island	1 1								
23	A	Louisville	1 2	107	A	Virginia Tech	4 1								

Non-Div. I Games:

Boston College

Average RPI Win: 103		WON-LOST RECORD		WINNING PCT. RANK		LAST 10 GAMES		STRENGTH OF SCHEDULE		OPP. STRENGTH OF SCHEDULE		TEAM RPI		ADJ RPI		CONF. RPI		ADJ CONF. RPI	
Average RPI Loss: 34		12-6-1		.65789 34		5-4-1		18		42		18		.58689 16		4		4	
DIV. I ONLY		6-2-0		.75 22		1-0-0		26		61		20		.58661 21		3		4	
DIV. I NON-CONF.																			
TOTALS		RPI 1-25		RPI 26-50		W-L RECORDS		RPI 51-100		RPI 101-150		RPI 150+							
12-6-1		0-3-0		3-2-1		OVERALL		4-0-0		1-1-0		4-0-0							
5-1-1		0-0-0		1-1-1		HOME		2-0-0		0-0-0		2-0-0							
4-5-0		0-3-0		0-1-0		AWAY		1-0-0		1-1-0		2-0-0							
3-0-0		0-0-0		2-0-0		NEUTRAL		1-0-0		0-0-0		0-0-0							
6-2-0		0-2-0		0-0-0		NON-CONFERENCE		2-0-0		1-0-0		3-0-0							
3-0-0		0-0-0		0-0-0		HOME		1-0-0		0-0-0		2-0-0							
3-2-0		0-2-0		0-0-		AWAY		1-0-0		1-0-0		1-0-0							
0-0-0		0-0-0		0-0-0		NEUTRAL		0-0-0		0-0-0		0-0-0							
6-4-1		0-1-0		3-2-1		CONFERENCE		2-0-0		0-1-0		1-0-0							
2-1-1		0-0-0		1-1-1		HOME		1-0-0		0-0-0		0-0-0							
1-3-0		0-1-0		0-1-0		AWAY		0-0-0		0-1-0		1-0-0							
3-0-0		0-0-0		2-0-0		NEUTRAL		1-0-0		0-0-0		0-0-0							
RPI	S	Opponent		Score		RPI	S	Opponent		Score		RPI	S	Opponent		Score			
1	A	Wake Forest		2	3	29	H	Charlotte		0	1	54	A	FGCU		2	1		
4	A	North Carolina		0	1	31	A	Kentucky		0	1	82	H	Princeton		2	1		
19	A	South Carolina		0	2	31	N	Kentucky		1	0	92	H	Marshall		5	1		
						41	H	Old Dominion		2	1	92	N	Marshall		1	0		
						41	N	Old Dominion		4	2								
						48	H	New Mexico		0	0								
LAST 10 GAMES																			
						92	N	Marshall		1	0	19	A	South Carolina		0	2		
						31	N	Kentucky		1	0	54	A	FGCU		2	1		
						41	N	Old Dominion		4	2	41	H	Old Dominion		2	1		
						31	A	Kentucky		0	1	117	A	UAB		3	4		
						48	H	New Mexico		0	0	29	H	Charlotte		0	1		

Non-Div. I Games:

FIU



Average RPI Win:	92	WON-LOST RECORD	WINNING PCT. RANK	LAST 10 GAMES	STRENGTH OF SCHEDULE	OPP. STRENGTH OF SCHEDULE	TEAM RPI	ADJ RPI	CONF. RPI	ADJ CONF. RPI			
DIV. I ONLY		13-6-2	.66667	31	6-3-1	20	46	19	.58466	17	8	7	
DIV. I NON-CONF.		5-3-1	.61111	58	0-0-0	6	26	11	.61564	9	4	3	
<hr/>													
TOTALS	RPI 1-25	RPI 26-50		W-L RECORDS		RPI 51-100		RPI 101-150		RPI 150+			
13-6-2	2-1-1	1-4-1		OVERALL		2-0-0		7-1-0		1-0-0			
8-2-1	1-1-0	1-1-1		HOME		1-0-0		5-0-0		0-0-0			
5-4-0	1-0-0	0-3-0		AWAY		1-0-0		2-1-0		1-0-0			
0-0-1	0-0-1	0-0-0		NEUTRAL		0-0-0		0-0-0		0-0-0			
5-3-1	2-1-1	0-2-0		NON-CONFERENCE		1-0-0		1-0-0		1-0-0			
3-1-0	1-1-0	0-0-0		HOME		1-0-0		1-0-0		0-0-0			
2-2-0	1-0-0	0-0-		AWAY		0-0-0		0-0-0		1-0-0			
0-0-1	0-0-1	0-0-0		NEUTRAL		0-0-0		0-0-0		0-0-0			
8-3-1	0-0-0	1-2-1		CONFERENCE		1-0-0		6-1-0		0-0-0			
5-1-1	0-0-0	1-1-1		HOME		0-0-0		4-0-0		0-0-0			
3-2-0	0-0-0	0-1-0		AWAY		1-0-0		2-1-0		0-0-0			
0-0-0	0-0-0	0-0-0		NEUTRAL		0-0-0		0-0-0		0-0-0			
RPI	S	Opponent	Score	RPI	S	Opponent	Score	RPI	S	Opponent	Score		
6	H	Akron	0 2	30	A	Cal Poly	2 3	58	H	San Diego	4 0		
8	H	Stanford	1 0	30	H	Cal Poly	2 2	62	A	CSUN	2 1		
18	N	Denver	2 2	35	H	Cal St. Fullerton	0 1			101	A	UC Irvine	3 1
20	A	UCLA	4 2	35	H	Cal St. Fullerton	2 1			110	A	UC Davis	1 0
				36	A	UConn	1 2			110	H	UC Davis	1 0
				48	A	New Mexico	1 2			110	H	UC Davis	2 1
										113	H	Col. of Charleston	3 1
										131	H	UC Riverside	2 0
										137	A	Sacramento St.	2 5
										137	H	Sacramento St.	2 1
										201	A	Yale	2 0
				LAST 10 GAMES									
				35	H	Cal St. Fullerton	0 1	30	A	Cal Poly	2 3		
				110	A	UC Davis	1 0	137	A	Sacramento St.	2 5		
				137	H	Sacramento St.	2 1	35	H	Cal St. Fullerton	2 1		
				30	H	Cal Poly	2 2	131	H	UC Riverside	2 0		
				110	H	UC Davis	2 1	62	A	CSUN	2 1		

Non-Div. I Games:

UC Santa Barbara

Average RPI Win: 119		WON-LOST RECORD		WINNING PCT. RANK		LAST 10 GAMES		STRENGTH OF SCHEDULE		OPP. STRENGTH OF SCHEDULE		TEAM RPI		ADJ RPI		CONF. RPI		ADJ CONF. RPI	
DIV. I ONLY		15-0-3		.91667 1		8-0-2		139		88		14		.58398 18		21		20	
DIV. I NON-CONF.		8-0-2		.9 4		2-0-1		56		33		7		.62506 7		18		19	
TOTALS		RPI 1-25		RPI 26-50		W-L RECORDS		RPI 51-100		RPI 101-150		RPI 150+							
15-0-3		1-0-1		1-0-0		OVERALL		3-0-0		6-0-0		4-0-2							
9-0-1		1-0-0		1-0-0		HOME		1-0-0		4-0-0		2-0-1							
5-0-1		0-0-0		0-0-0		AWAY		1-0-0		2-0-0		2-0-1							
1-0-1		0-0-1		0-0-0		NEUTRAL		1-0-0		0-0-0		0-0-0							
8-0-2		1-0-1		1-0-0		NON-CONFERENCE		3-0-0		3-0-0		0-0-1							
5-0-0		1-0-0		1-0-0		HOME		1-0-0		2-0-0		0-0-0							
2-0-1		0-0-0		0-0-		AWAY		1-0-0		1-0-0		0-0-1							
1-0-1		0-0-1		0-0-0		NEUTRAL		1-0-0		0-0-0		0-0-0							
7-0-1		0-0-0		0-0-0		CONFERENCE		0-0-0		3-0-0		4-0-1							
4-0-1		0-0-0		0-0-0		HOME		0-0-0		2-0-0		2-0-1							
3-0-0		0-0-0		0-0-0		AWAY		0-0-0		1-0-0		2-0-0							
0-0-0		0-0-0		0-0-0		NEUTRAL		0-0-0		0-0-0		0-0-0							
RPI S	Opponent	Score		RPI S	Opponent	Score		RPI S	Opponent	Score		RPI S	Opponent	Score					
14 H	South Fla.	1	0	33 H	Utah Valley	2	1	58 N	San Diego	2	1	103 H	CSU Bakersfield	4	0				
17 N	UC Santa Barbara	2	2					90 A	Saint Louis	1	0	123 H	Army West Point	1	0				
								100 H	Gonzaga	2	1	133 H	Omaha	1	0				
												143 A	St. John's (NY)	2	1				
												144 A	Oral Roberts	1	0				
												144 H	Oral Roberts	2	0				
												162 A	Western Ill.	2	0				
												162 H	Western Ill.	4	0				
												170 A	Portland	0	0				
												183 A	IPFW	1	0				
												185 H	IUPUI	1	1				
												190 H	Eastern Ill.	1	0				
LAST 10 GAMES																			
144 H Oral Roberts				2 0				133 H Omaha				1 0							
162 H Western Ill.				4 0				144 A Oral Roberts				1 0							
183 A IPFW				1 0				100 H Gonzaga				2 1							
190 H Eastern Ill.				1 0				185 H IUPUI				1 1							
170 A Portland				0 0				14 H South Fla.				1 0							

Non-Div. I Games:

Denver

Average RPI Win:		75	WON-LOST RECORD		WINNING PCT. RANK		LAST 10 GAMES		STRENGTH OF SCHEDULE		OPP. STRENGTH OF SCHEDULE		TEAM RPI	ADJ RPI		CONF. RPI	ADJ CONF. RPI
DIV. I ONLY			11-7-1		.60526	60	5-5-0		9	27		17		.58102	19	4	4
DIV. I NON-CONF.			4-4-1		.5	99	1-2-0		2	22		9		.61446	10	3	4
TOTALS		RPI 1-25		RPI 26-50		W-L RECORDS		RPI 51-100		RPI 101-150		RPI 150+					
11-7-1		3-2-0		3-3-0		OVERALL		2-2-1		1-0-0		2-0-0					
8-0-1		3-0-0		2-0-0		HOME		1-0-1		0-0-0		2-0-0					
2-6-0		0-2-0		0-3-0		AWAY		1-1-0		1-0-0		0-0-0					
1-1-0		0-0-0		1-0-0		NEUTRAL		0-1-0		0-0-0		0-0-0					
4-4-1		2-2-0		0-1-0		NON-CONFERENCE		1-1-1		0-0-0		1-0-0					
4-0-1		2-0-0		0-0-0		HOME		1-0-1		0-0-0		1-0-0					
0-4-0		0-2-0		0-0-		AWAY		0-1-0		0-0-0		0-0-0					
0-0-0		0-0-0		0-0-0		NEUTRAL		0-0-0		0-0-0		0-0-0					
7-3-0		1-0-0		3-2-0		CONFERENCE		1-1-0		1-0-0		1-0-0					
4-0-0		1-0-0		2-0-0		HOME		0-0-0		0-0-0		1-0-0					
2-2-0		0-0-0		0-2-0		AWAY		1-0-0		1-0-0		0-0-0					
1-1-0		0-0-0		1-0-0		NEUTRAL		0-1-0		0-0-0		0-0-0					
RPI	S	Opponent		Score		RPI	S	Opponent		Score		RPI	S	Opponent		Score	
1	A	Wake Forest		0	2	29	A	Charlotte		0	2	60	A	UNCW		0	5
2	A	Clemson		0	3	31	A	Kentucky		0	1	70	H	Mercer		2	1
16	H	FIU		2	0	34	A	North Carolina St.		1	2	86	H	UNCG		3	3
22	H	Coastal Caro.		1	0	41	H	Old Dominion		3	1	92	A	Marshall		2	1
25	H	Elon		3	1	48	H	New Mexico		2	1	92	N	Marshall		0	1
						48	N	New Mexico		1	0						
						LAST 10 GAMES											
						92	N	Marshall		0	1	29	A	Charlotte		0	2
						48	N	New Mexico		1	0	31	A	Kentucky		0	1
						22	H	Coastal Caro.		1	0	34	A	North Carolina St.		1	2
						41	H	Old Dominion		3	1	182	H	Fla. Atlantic		2	1
						16	H	FIU		2	0	1	A	Wake Forest		0	2

Non-Div. I Games:

South Carolina

Average RPI Win: 58		WON-LOST RECORD		WINNING PCT. RANK		LAST 10 GAMES		STRENGTH OF SCHEDULE		OPP. STRENGTH OF SCHEDULE		TEAM RPI		ADJ RPI		CONF. RPI		ADJ CONF. RPI	
DIV. I ONLY		10-8-1		.55263 82		6-3-1		8		12		20		.57998 20		2		2	
DIV. I NON-CONF.		5-4-0		.55556 82		1-0-0		23		3		26		.57175 27		6		5	
TOTALS		RPI 1-25		RPI 26-50		W-L RECORDS		RPI 51-100		RPI 101-150		RPI 150+							
10-8-1		1-4-1		5-1-0		OVERALL		3-2-0		1-1-0		0-0-0							
8-3-0		0-2-0		4-0-0		HOME		3-0-0		1-1-0		0-0-0							
2-5-1		1-2-1		1-1-0		AWAY		0-2-0		0-0-0		0-0-0							
0-0-0		0-0-0		0-0-0		NEUTRAL		0-0-0		0-0-0		0-0-0							
5-4-0		1-3-0		2-0-0		NON-CONFERENCE		1-0-0		1-1-0		0-0-0							
4-2-0		0-1-0		2-0-0		HOME		1-0-0		1-1-0		0-0-0							
1-2-0		1-2-0		0-0-		AWAY		0-0-0		0-0-0		0-0-0							
0-0-0		0-0-0		0-0-0		NEUTRAL		0-0-0		0-0-0		0-0-0							
5-4-1		0-1-1		3-1-0		CONFERENCE		2-2-0		0-0-0		0-0-0							
4-1-0		0-1-0		2-0-0		HOME		2-0-0		0-0-0		0-0-0							
1-3-1		0-0-1		1-1-0		AWAY		0-2-0		0-0-0		0-0-0							
0-0-0		0-0-0		0-0-0		NEUTRAL		0-0-0		0-0-0		0-0-0							
RPI	S	Opponent		Score		RPI	S	Opponent		Score		RPI	S	Opponent		Score			
5	A	Georgetown		1	3	30	H	Cal Poly		4	1	72	A	Oregon St.		0	1		
6	A	Akron		4	2	43	A	California		3	4	72	H	Oregon St.		4	1		
8	A	Stanford		2	2	43	H	California		6	0	85	A	San Diego St.		0	1		
8	H	Stanford		1	2	48	H	New Mexico		1	0	85	H	San Diego St.		4	0		
13	A	Maryland		1	2	49	A	Washington		3	2	93	H	VCU		2	1		
17	H	UC Santa Barbara		2	4	49	H	Washington		2	1								
LAST 10 GAMES																			
		85 A San Diego St.		0	1			8 A Stanford		2	2								
		49 H Washington		2	1			43 H California		6	0								
		72 H Oregon St.		4	1			8 H Stanford		1	2								
		6 A Akron		4	2			85 H San Diego St.		4	0								
		43 A California		3	4			49 A Washington		3	2								

Non-Div. I Games:

UCLA

Average RPI Win:	98	WON-LOST RECORD	WINNING PCT. RANK	LAST 10 GAMES	STRENGTH OF SCHEDULE	OPP. STRENGTH OF SCHEDULE	TEAM RPI	ADJ RPI	CONF. RPI	ADJ CONF. RPI	
DIV. I ONLY	12-4-3	.71053	18	7-1-2	94	9	26	.57554	21	3	3
DIV. I NON-CONF.	7-1-1	.83333	9	3-0-0	124	7	43	.54834	39	2	2
<hr/>											
TOTALS	RPI 1-25	RPI 26-50		W-L RECORDS	RPI 51-100		RPI 101-150		RPI 150+		
12-4-3	2-2-2	1-1-1		OVERALL	3-1-0		4-0-0		2-0-0		
7-3-0	1-2-0	1-1-0		HOME	0-0-0		3-0-0		2-0-0		
3-1-2	0-0-1	0-0-1		AWAY	3-1-0		0-0-0		0-0-0		
2-0-1	1-0-1	0-0-0		NEUTRAL	0-0-0		1-0-0		0-0-0		
7-1-1	2-1-0	0-0-1		NON-CONFERENCE	1-0-0		2-0-0		2-0-0		
4-1-0	1-1-0	0-0-0		HOME	0-0-0		1-0-0		2-0-0		
1-0-1	0-0-0	0-1-		AWAY	1-0-0		0-0-0		0-0-0		
2-0-0	1-0-0	0-0-0		NEUTRAL	0-0-0		1-0-0		0-0-0		
5-3-2	0-1-2	1-1-0		CONFERENCE	2-1-0		2-0-0		0-0-0		
3-2-0	0-1-0	1-1-0		HOME	0-0-0		2-0-0		0-0-0		
2-1-1	0-0-1	0-0-0		AWAY	2-1-0		0-0-0		0-0-0		
0-0-1	0-0-1	0-0-0		NEUTRAL	0-0-0		0-0-0		0-0-0		
RPI S	Opponent	Score	RPI S	Opponent	Score	RPI S	Opponent	Score	RPI S	Opponent	Score
7 H	Notre Dame	0 1	32 H	Rutgers	1 4	55 A	Northwestern	1 0	117 N	UAB	2 1
11 H	Ohio St.	0 1	45 A	Butler	2 2	63 A	Michigan St.	4 1	124 H	Wisconsin	1 0
13 A	Maryland	0 0	46 H	Michigan	1 0	79 A	Penn St.	0 1	124 H	Wisconsin	1 0
13 N	Maryland	1 1				90 A	Saint Louis	3 2	143 H	St. John's (NY)	1 0
14 N	South Fla.	2 0							185 H	IUPUI	4 0
23 H	Louisville	2 1							187 H	Evansville	3 0
<hr/>											
LAST 10 GAMES											
13 N Maryland 1 1						23 H Louisville 2 1					
124 H Wisconsin 1 0						13 A Maryland 0 0					
63 A Michigan St. 4 1						11 H Ohio St. 0 1					
124 H Wisconsin 1 0						185 H IUPUI 4 0					
46 H Michigan 1 0						90 A Saint Louis 3 2					

Non-Div. I Games:

Indiana

Average RPI Win:	113	WON-LOST RECORD	WINNING PCT. RANK	LAST 10 GAMES	STRENGTH OF SCHEDULE	OPP. STRENGTH OF SCHEDULE	TEAM RPI	ADJ RPI	CONF. RPI	ADJ CONF. RPI		
Average RPI Loss:	90											
DIV. I ONLY		12-2-4	.77778	12	5-2-3	76	83	21	.57139	22	18	18
DIV. I NON-CONF.		6-1-1	.8125	12	1-1-0	24	6	8	.62392	8	16	16
<hr/>												
TOTALS	RPI 1-25	RPI 26-50		W-L RECORDS		RPI 51-100		RPI 101-150		RPI 150+		
12-2-4	0-1-1	3-0-1		OVERALL		2-0-0		3-0-2		4-1-0		
6-0-2	0-0-0	2-0-1		HOME		0-0-0		2-0-1		2-0-0		
5-2-2	0-1-1	1-0-0		AWAY		1-0-0		1-0-1		2-1-0		
1-0-0	0-0-0	0-0-0		NEUTRAL		1-0-0		0-0-0		0-0-0		
<hr/>												
6-1-1	0-1-1	3-0-0		NON-CONFERENCE		1-0-0		2-0-0		0-0-0		
3-0-0	0-0-0	2-0-0		HOME		0-0-0		1-0-0		0-0-0		
3-1-1	0-1-1	1-0-		AWAY		1-0-0		1-0-0		0-0-0		
0-0-0	0-0-0	0-0-0		NEUTRAL		0-0-0		0-0-0		0-0-0		
<hr/>												
6-1-3	0-0-0	0-0-1		CONFERENCE		1-0-0		1-0-2		4-1-0		
3-0-2	0-0-0	0-0-1		HOME		0-0-0		1-0-1		2-0-0		
2-1-1	0-0-0	0-0-0		AWAY		0-0-0		0-0-1		2-1-0		
1-0-0	0-0-0	0-0-0		NEUTRAL		1-0-0		0-0-0		0-0-0		
<hr/>												
RPI S	Opponent	Score	RPI S	Opponent	Score	RPI S	Opponent	Score	RPI S	Opponent	Score	
2 A	Clemson	1 1	26 H	Radford	0 0	87 N	Winthrop	3 2	102 H	William & Mary	2 0	
19 A	South Carolina	0 1	29 H	Charlotte	2 0	93 A	VCU	2 0	111 A	High Point	0 0	
			41 A	Old Dominion	2 0				111 H	High Point	1 1	
			42 H	Hofstra	2 1				116 H	Campbell	2 1	
									117 A	UAB	3 1	
									153 A	Longwood	2 1	
									160 A	UNC Asheville	2 3	
									180 H	Gardner-Webb	4 0	
									186 H	Liberty	1 0	
									205 A	Presbyterian	2 0	
<hr/>												
LAST 10 GAMES												
			111 H	High Point	1 1	153 A	Longwood	2 1				
			19 A	South Carolina	0 1	42 H	Hofstra	2 1				
			111 A	High Point	0 0	186 H	Liberty	1 0				
			26 H	Radford	0 0	116 H	Campbell	2 1				
			87 N	Winthrop	3 2	160 A	UNC Asheville	2 3				

Non-Div. I Games:

Coastal Caro.

Average RPI Win: 70		WON-LOST RECORD		WINNING PCT. RANK		LAST 10 GAMES		STRENGTH OF SCHEDULE		OPP. STRENGTH OF SCHEDULE		TEAM RPI		ADJ RPI		CONF. RPI		ADJ CONF. RPI	
DIV. I ONLY		7-9-3		.44737 130		3-6-0		1		6		23		.5712 23		1		1	
DIV. I NON-CONF.		5-4-0		.55556 82		1-1-0		21		45		51		.53345 51		1		1	
TOTALS		RPI 1-25		RPI 26-50		W-L RECORDS		RPI 51-100		RPI 101-150		RPI 150+							
7-9-3		1-7-1		3-1-1		OVERALL		0-1-0		3-0-1		0-0-0							
6-3-2		1-2-0		2-0-1		HOME		0-1-0		3-0-1		0-0-0							
1-6-1		0-5-1		1-1-0		AWAY		0-0-0		0-0-0		0-0-0							
0-0-0		0-0-0		0-0-0		NEUTRAL		0-0-0		0-0-0		0-0-0							
5-4-0		0-3-0		2-0-0		NON-CONFERENCE		0-1-0		3-0-0		0-0-0							
5-2-0		0-1-0		2-0-0		HOME		0-1-0		3-0-0		0-0-0							
0-2-0		0-2-0		0-0-		AWAY		0-0-0		0-0-0		0-0-0							
0-0-0		0-0-0		0-0-0		NEUTRAL		0-0-0		0-0-0		0-0-0							
2-5-3		1-4-1		1-1-1		CONFERENCE		0-0-0		0-0-1		0-0-0							
1-1-2		1-1-0		0-0-1		HOME		0-0-0		0-0-1		0-0-0							
1-4-1		0-3-1		1-1-0		AWAY		0-0-0		0-0-0		0-0-0							
0-0-0		0-0-0		0-0-0		NEUTRAL		0-0-0		0-0-0		0-0-0							
RPI	S	Opponent		Score		RPI	S	Opponent		Score		RPI	S	Opponent		Score			
1	A	Wake Forest		1	2	27	A	Virginia		2	3	90	H	Saint Louis		2	3		
1	H	Wake Forest		2	4	31	H	Kentucky		2	0			102 H William & Mary		2	1		
2	A	Clemson		2	4	34	H	North Carolina St.		1	1			107 H Virginia Tech		1	1		
3	A	Syracuse		1	1	36	H	UConn		2	1			114 H Stony Brook		3	1		
4	A	North Carolina		1	2	50	A	Duke		2	1			141 H Memphis		4	0		
8	H	Stanford		0	1														
11	A	Ohio St.		0	1														
15	H	Boston College		2	1														
21	A	Indiana		1	2														
LAST 10 GAMES																			
		1 A Wake Forest		1	2			15 H Boston College		2	1								
		50 A Duke		2	1			36 H UConn		2	1								
		1 H Wake Forest		2	4			2 A Clemson		2	4								
		4 A North Carolina		1	2			27 A Virginia		2	3								
		21 A Indiana		1	2			11 A Ohio St.		0	1								

Non-Div. I Games:

Louisville

Average RPI Win: 108		WON-LOST RECORD	WINNING PCT. RANK	LAST 10 GAMES	STRENGTH OF SCHEDULE	OPP. STRENGTH OF SCHEDULE	TEAM RPI	ADJ RPI	CONF. RPI	ADJ CONF. RPI							
Average RPI Loss: 45																	
DIV. I ONLY		11-5-1	.67647	28	8-2-0	43	62	24	.57005	24	13	13					
DIV. I NON-CONF.		5-4-1	.55	90	2-1-0	29	24	16	.5924	17	11	10					
<hr/>																	
TOTALS		RPI 1-25		RPI 26-50		W-L RECORDS		RPI 51-100		RPI 101-150		RPI 150+					
11-5-1		0-1-0		2-1-1		OVERALL		4-3-0		1-0-0		4-0-0					
7-1-0		0-0-0		1-0-0		HOME		3-1-0		1-0-0		2-0-0					
4-4-1		0-1-0		1-1-1		AWAY		1-2-0		0-0-0		2-0-0					
0-0-0		0-0-0		0-0-0		NEUTRAL		0-0-0		0-0-0		0-0-0					
5-4-1		0-1-0		1-1-1		NON-CONFERENCE		2-2-0		1-0-0		1-0-0					
4-1-0		0-0-0		1-0-0		HOME		1-1-0		1-0-0		1-0-0					
1-3-1		0-1-0		0-1-		AWAY		1-1-0		0-0-0		0-0-0					
0-0-0		0-0-0		0-0-0		NEUTRAL		0-0-0		0-0-0		0-0-0					
6-1-0		0-0-0		1-0-0		CONFERENCE		2-1-0		0-0-0		3-0-0					
3-0-0		0-0-0		0-0-0		HOME		2-0-0		0-0-0		1-0-0					
3-1-0		0-0-0		1-0-0		AWAY		0-1-0		0-0-0		2-0-0					
0-0-0		0-0-0		0-0-0		NEUTRAL		0-0-0		0-0-0		0-0-0					
RPI	S	Opponent		Score		RPI	S	Opponent		Score		RPI	S	Opponent		Score	
9	A	Seattle		1	2	36	A	UConn		0	0	52	A	New Hampshire		0	2
						38	A	Harvard		1	0	53	A	Albany (NY)		3	0
						42	H	Hofstra		3	0	56	A	Brown		0	1
						49	A	Washington		2	3	59	H	Colgate		0	1
												67	H	Vermont		2	1
												80	H	Columbia		2	1
												82	H	Princeton		1	0
<hr/>																	
LAST 10 GAMES																	
						56	A	Brown		0	1	80	H	Columbia		2	1
						168	H	Cornell		2	0	177	A	Penn		1	0
						155	H	Northeastern		2	0	201	A	Yale		1	0
						38	A	Harvard		1	0	67	H	Vermont		2	1
						52	A	New Hampshire		0	2	82	H	Princeton		1	0

Non-Div. I Games:

Dartmouth



**E  
l  
o  
n**

Elon

Radford

Average RPI Win:	99	WON-LOST RECORD	WINNING PCT. RANK	LAST 10 GAMES	STRENGTH OF SCHEDULE	OPP. STRENGTH OF SCHEDULE	TEAM RPI	ADJ RPI	CONF. RPI	ADJ CONF. RPI					
DIV. I ONLY		9-4-3	.65625	40	5-4-1	35	7	22	.56595	27	1	1			
DIV. I NON-CONF.		5-1-1	.78571	16	2-1-0	88	49	47	.53728	48	1	1			
<hr/>															
TOTALS	RPI 1-25		RPI 26-50		W-L RECORDS		RPI 51-100		RPI 101-150		RPI 150+				
9-4-3	1-3-1		2-1-2		OVERALL		1-0-0		3-0-0		2-0-0				
7-1-2	1-0-1		2-1-1		HOME		0-0-0		2-0-0		2-0-0				
2-3-1	0-3-0		0-0-1		AWAY		1-0-0		1-0-0		0-0-0				
0-0-0	0-0-0		0-0-0		NEUTRAL		0-0-0		0-0-0		0-0-0				
5-1-1	0-0-0		1-1-1		NON-CONFERENCE		1-0-0		1-0-0		2-0-0				
4-1-1	0-0-0		1-1-1		HOME		0-0-0		1-0-0		2-0-0				
1-0-0	0-0-0		0-0-		AWAY		1-0-0		0-0-0		0-0-0				
0-0-0	0-0-0		0-0-0		NEUTRAL		0-0-0		0-0-0		0-0-0				
4-3-2	1-3-1		1-0-1		CONFERENCE		0-0-0		2-0-0		0-0-0				
3-0-1	1-0-1		1-0-0		HOME		0-0-0		1-0-0		0-0-0				
1-3-1	0-3-0		0-0-1		AWAY		0-0-0		1-0-0		0-0-0				
0-0-0	0-0-0		0-0-0		NEUTRAL		0-0-0		0-0-0		0-0-0				
<hr/>															
RPI	S	Opponent	Score	RPI	S	Opponent	Score	RPI	S	Opponent	Score	RPI	S	Opponent	Score
4	H	North Carolina	0 0	29	H	Charlotte	1 0	93	A	VCU	1 0	107	A	Virginia Tech	1 0
7	A	Notre Dame	1 3	34	H	North Carolina St.	1 0					125	H	Pittsburgh	3 1
7	A	Notre Dame	0 1	37	H	American	0 1					130	H	George Mason	2 1
15	A	Boston College	1 2	40	H	Tulsa	1 1					170	H	Portland	3 2
23	H	Louisville	3 2	50	A	Duke	2 2					176	H	James Madison	2 0
<hr/>															
LAST 10 GAMES															
		7 A Notre Dame	0 1			15 A Boston College	1 2								
		4 H North Carolina	0 0			170 H Portland	3 2								
		107 A Virginia Tech	1 0			23 H Louisville	3 2								
		125 H Pittsburgh	3 1			7 A Notre Dame	1 3								
		37 H American	0 1			93 A VCU	1 0								

**Non-Div. I Games:**

Virginia

Average RPI Win: 105		WON-LOST	WINNING	LAST 10	STRENGTH OF	OPP. STRENGTH	TEAM	ADJ	CONF.	ADJ CONF.					
Average RPI Loss: 47		RECORD	PCT. RANK	GAMES	SCHEDULE	OF SCHEDULE	RPI	RPI	RPI	RPI					
DIV. I ONLY		12-5-2	.68421	26	6-3-1	59	67	27	.5631	28	10	10			
DIV. I NON-CONF.		6-3-0	.66667	43	1-1-0	68	37	32	.56061	34	14	14			
<hr/>															
TOTALS		RPI 1-25		RPI 26-50		W-L RECORDS		RPI 51-100		RPI 101-150		RPI 150+			
12-5-2		0-1-0		2-2-0		OVERALL		4-2-0		2-0-2		4-0-0			
6-2-1		0-1-0		1-1-0		HOME		2-0-0		1-0-1		2-0-0			
6-2-1		0-0-0		1-0-0		AWAY		2-2-0		1-0-1		2-0-0			
0-1-0		0-0-0		0-1-0		NEUTRAL		0-0-0		0-0-0		0-0-0			
6-3-0		0-1-0		1-0-0		NON-CONFERENCE		2-2-0		1-0-0		2-0-0			
4-1-0		0-1-0		1-0-0		HOME		2-0-0		0-0-0		1-0-0			
2-2-0		0-0-0		0-0-		AWAY		0-2-0		1-0-0		1-0-0			
0-0-0		0-0-0		0-0-0		NEUTRAL		0-0-0		0-0-0		0-0-0			
6-2-2		0-0-0		1-2-0		CONFERENCE		2-0-0		1-0-2		2-0-0			
2-1-1		0-0-0		0-1-0		HOME		0-0-0		1-0-1		1-0-0			
4-0-1		0-0-0		1-0-0		AWAY		2-0-0		0-0-1		1-0-0			
0-1-0		0-0-0		0-1-0		NEUTRAL		0-0-0		0-0-0		0-0-0			
RPI S	Opponent	Score		RPI S	Opponent	Score		RPI S	Opponent	Score		RPI S	Opponent	Score	
15 H	Boston College	2	3	37 A	American	1	0	53 H	Albany (NY)	3	0	120 H	Holy Cross	2	1
				37 N	American	0	2	56 A	Brown	0	2	122 H	Bucknell	1	1
				38 H	Harvard	3	0	59 A	Colgate	1	0	123 A	Army West Point	1	1
				44 H	Lehigh	2	3	64 H	UMass Lowell	1	0	140 A	Fordham	2	1
								82 A	Princeton	1	2	151 H	Siena	1	0
								95 A	Navy	2	1	163 A	Lafayette	1	0
												165 A	Massachusetts	2	1
												179 H	Loyola Maryland	2	1
<hr/>															
				LAST 10 GAMES											
				37 N	American	0	2	53 H	Albany (NY)	3	0				
				95 A	Navy	2	1	163 A	Lafayette	1	0				
				123 A	Army West Point	1	1	56 A	Brown	0	2				
				120 H	Holy Cross	2	1	179 H	Loyola Maryland	2	1				
				44 H	Lehigh	2	3	59 A	Colgate	1	0				

Non-Div. I Games:

Boston U.

Average RPI Win:	91	WON-LOST RECORD	WINNING PCT. RANK	LAST 10 GAMES	STRENGTH OF SCHEDULE	OPP. STRENGTH OF SCHEDULE	TEAM RPI	ADJ RPI	CONF. RPI	ADJ CONF. RPI					
DIV. I ONLY	10-5-3	.63889	48	7-2-1	38	28	30	.56235	29	4	4				
DIV. I NON-CONF.	4-4-1	.5	99	2-1-0	40	39	31	.56092	33	3	4				
<hr/>															
TOTALS	RPI 1-25	RPI 26-50		W-L RECORDS		RPI 51-100		RPI 101-150		RPI 150+					
10-5-3	2-2-0	1-2-1		OVERALL		3-0-1		2-1-1		2-0-0					
6-2-2	1-1-0	0-1-1		HOME		3-0-1		1-0-0		1-0-0					
4-3-1	1-1-0	1-1-0		AWAY		0-0-0		1-1-1		1-0-0					
0-0-0	0-0-0	0-0-0		NEUTRAL		0-0-0		0-0-0		0-0-0					
4-4-1	0-2-0	0-1-0		NON-CONFERENCE		2-0-0		1-1-1		1-0-0					
4-1-0	0-1-0	0-0-0		HOME		2-0-0		1-0-0		1-0-0					
0-3-1	0-1-0	0-0-		AWAY		0-0-0		0-1-1		0-0-0					
0-0-0	0-0-0	0-0-0		NEUTRAL		0-0-0		0-0-0		0-0-0					
6-1-2	2-0-0	1-1-1		CONFERENCE		1-0-1		1-0-0		1-0-0					
2-1-2	1-0-0	0-1-1		HOME		1-0-1		0-0-0		0-0-0					
4-0-0	1-0-0	1-0-0		AWAY		0-0-0		1-0-0		1-0-0					
0-0-0	0-0-0	0-0-0		NEUTRAL		0-0-0		0-0-0		0-0-0					
<hr/>															
RPI S	Opponent	Score		RPI S	Opponent	Score		RPI S	Opponent	Score					
2 H	Clemson	0	1	27 A	Virginia	0	1	60 H	UNCW	3	1				
16 A	FIU	1	0	31 H	Kentucky	1	2	87 H	Winthrop	3	2				
19 H	South Carolina	2	0	41 H	Old Dominion	1	1	92 H	Marshall	1	1				
22 A	Coastal Caro.	0	2	48 A	New Mexico	2	0	92 H	Marshall	3	1				
								102 A William & Mary				0	0		
								107 H Virginia Tech				5	0		
								112 A Wofford				0	1		
								117 A UAB				3	0		
								180 H Gardner-Webb				4	0		
								182 A Fla. Atlantic				2	0		
<hr/>															
				LAST 10 GAMES											
				92 H Marshall				1	1	19 H South Carolina				2	0
				117 A UAB				3	0	107 H Virginia Tech				5	0
				60 H UNCW				3	1	182 A Fla. Atlantic				2	0
				31 H Kentucky				1	2	92 H Marshall				3	1
				48 A New Mexico				2	0	2 H Clemson				0	1

**Non-Div. I Games:**

Charlotte

Average RPI Win:	90	WON-LOST	WINNING	LAST 10	STRENGTH OF	OPP. STRENGTH	TEAM	ADJ	CONF.	ADJ CONF.	
Average RPI Loss:	56	RECORD	PCT. RANK	GAMES	SCHEDULE	OF SCHEDULE	RPI	RPI	RPI	RPI	
DIV. I ONLY	11-4-5	.675	29	5-2-3	60	41	33	.56193	30	8	7
DIV. I NON-CONF.	5-2-1	.6875	39	0-0-0	32	41	25	.57749	24	4	3
<hr/>											
TOTALS	RPI 1-25	RPI 26-50		W-L RECORDS		RPI 51-100		RPI 101-150		RPI 150+	
11-4-5	2-1-1	0-1-1		OVERALL		3-1-1		6-1-2		0-0-0	
7-0-2	1-0-0	0-0-1		HOME		1-0-0		5-0-1		0-0-0	
3-4-3	0-1-1	0-1-0		AWAY		2-1-1		1-1-1		0-0-0	
1-0-0	1-0-0	0-0-0		NEUTRAL		0-0-0		0-0-0		0-0-0	
<hr/>											
5-2-1	1-1-0	0-0-0		NON-CONFERENCE		2-1-1		2-0-0		0-0-0	
3-0-0	0-0-0	0-0-0		HOME		1-0-0		2-0-0		0-0-0	
1-2-1	0-1-0	0-0-		AWAY		1-1-1		0-0-0		0-0-0	
1-0-0	1-0-0	0-0-0		NEUTRAL		0-0-0		0-0-0		0-0-0	
<hr/>											
6-2-4	1-0-1	0-1-1		CONFERENCE		1-0-0		4-1-2		0-0-0	
4-0-2	1-0-0	0-0-1		HOME		0-0-0		3-0-1		0-0-0	
2-2-2	0-0-1	0-1-0		AWAY		1-0-0		1-1-1		0-0-0	
0-0-0	0-0-0	0-0-0		NEUTRAL		0-0-0		0-0-0		0-0-0	
<hr/>											
RPI S	Opponent	Score		RPI S	Opponent	Score		RPI S	Opponent	Score	
9 N	Seattle	1	0	35 A	Cal St. Fullerton	1	3	57 A	Santa Clara	0	1
17 A	UC Santa Barbara	2	2	35 H	Cal St. Fullerton	0	0	62 A	CSUN	1	0
17 H	UC Santa Barbara	3	2					77 H	UNLV	2	1
20 A	UCLA	1	4					84 A	Loyola Marymount	2	0
								100 A	Gonzaga	1	1
										101 A	UC Irvine
										101 H	UC Irvine
										110 A	UC Davis
										110 H	UC Davis
										113 H	Col. of Charleston
										121 H	Air Force
										131 H	UC Riverside
										137 A	Sacramento St.
										137 H	Sacramento St.

Non-Div. I Games:

Cal Poly

Average RPI Win: 101		WON-LOST	WINNING	LAST 10	STRENGTH OF	OPP. STRENGTH	TEAM	ADJ	CONF.	ADJ CONF.					
Average RPI Loss: 31		RECORD	PCT. RANK	GAMES	SCHEDULE	OF SCHEDULE	RPI	RPI	RPI	RPI					
DIV. I ONLY		12-4-2	.72222	14	7-2-1	114	18	29	.56125	31	4	4			
DIV. I NON-CONF.		5-3-1	.61111	58	2-1-0	157	36	54	.52614	58	3	4			
-----															
TOTALS		RPI 1-25		RPI 26-50		W-L RECORDS		RPI 51-100		RPI 101-150		RPI 150+			
12-4-2		2-3-0		2-0-1		OVERALL		3-1-0		2-0-1		3-0-0			
9-1-1		2-1-0		0-0-0		HOME		2-0-0		2-0-1		3-0-0			
3-2-1		0-1-0		2-0-1		AWAY		1-1-0		0-0-0		0-0-0			
0-1-0		0-1-0		0-0-0		NEUTRAL		0-0-0		0-0-0		0-0-0			
5-3-1		0-2-0		0-0-0		NON-CONFERENCE		2-1-0		1-0-1		2-0-0			
5-1-1		0-1-0		0-0-0		HOME		2-0-0		1-0-1		2-0-0			
0-2-0		0-1-0		0-0-		AWAY		0-1-0		0-0-0		0-0-0			
0-0-0		0-0-0		0-0-0		NEUTRAL		0-0-0		0-0-0		0-0-0			
7-1-1		2-1-0		2-0-1		CONFERENCE		1-0-0		1-0-0		1-0-0			
4-0-0		2-0-0		0-0-0		HOME		0-0-0		1-0-0		1-0-0			
3-0-1		0-0-0		2-0-1		AWAY		1-0-0		0-0-0		0-0-0			
0-1-0		0-1-0		0-0-0		NEUTRAL		0-0-0		0-0-0		0-0-0			
RPI S	Opponent	Score		RPI S	Opponent	Score		RPI S	Opponent	Score		RPI S	Opponent	Score	
11 H	Ohio St.	0	1	29 A	Charlotte	2	1	74 A	ETSU	1	3	117 H	UAB	1	0
16 H	FIU	1	0	41 A	Old Dominion	0	0	89 H	Wright St.	2	1	141 H	Memphis	0	0
16 N	FIU	0	1	48 A	New Mexico	1	0	92 A	Marshall	1	0	149 H	Detroit	4	0
19 H	South Carolina	1	0					99 H	Valparaiso	2	1	182 H	Fla. Atlantic	3	0
23 A	Louisville	0	2									187 H	Evansville	4	1
												190 H	Eastern Ill.	6	0
-----															
LAST 10 GAMES															
16 N	FIU	0	1	41 A	Old Dominion	0	0								
16 H	FIU	1	0	19 H	South Carolina	1	0								
149 H	Detroit	4	0	11 H	Ohio St.	0	1								
29 A	Charlotte	2	1	187 H	Evansville	4	1								
117 H	UAB	1	0	48 A	New Mexico	1	0								

Non-Div. I Games:

Kentucky

Average RPI Win: 101		WON-LOST	WINNING	LAST 10	STRENGTH OF		OPP. STRENGTH	TEAM	ADJ		CONF.	ADJ CONF.					
Average RPI Loss: 49		RECORD	PCT. RANK	GAMES	SCHEDULE		OF SCHEDULE	RPI	RPI		RPI	RPI					
DIV. I ONLY		12-6-1	.65789	34	8-2-0		88	34	37	.55994	32	3	3				
DIV. I NON-CONF.		7-1-1	.83333	9	4-0-0		138	107	70	.51804	69	2	2				
TOTALS		RPI 1-25	RPI 26-50		W-L RECORDS		RPI 51-100		RPI 101-150		RPI 150+						
12-6-1		2-3-0	1-0-0		OVERALL		3-2-1		2-1-0		4-0-0						
6-3-0		1-0-0	0-0-0		HOME		1-2-0		1-1-0		3-0-0						
6-3-1		1-3-0	1-0-0		AWAY		2-0-1		1-0-0		1-0-0						
0-0-0		0-0-0	0-0-0		NEUTRAL		0-0-0		0-0-0		0-0-0						
7-1-1		0-1-0	0-0-0		NON-CONFERENCE		1-0-1		2-0-0		4-0-0						
4-0-0		0-0-0	0-0-0		HOME		0-0-0		1-0-0		3-0-0						
3-1-1		0-1-0	0-0-		AWAY		1-0-1		1-0-0		1-0-0						
0-0-0		0-0-0	0-0-0		NEUTRAL		0-0-0		0-0-0		0-0-0						
5-5-0		2-2-0	1-0-0		CONFERENCE		2-2-0		0-1-0		0-0-0						
2-3-0		1-0-0	0-0-0		HOME		1-2-0		0-1-0		0-0-0						
3-2-0		1-2-0	1-0-0		AWAY		1-0-0		0-0-0		0-0-0						
0-0-0		0-0-0	0-0-0		NEUTRAL		0-0-0		0-0-0		0-0-0						
RPI	S	Opponent		Score		RPI	S	Opponent		Score		RPI	S	Opponent		Score	
3	A	Syracuse		1	2	46	A	Michigan		1	0	55	A	Northwestern		4	2
11	A	Ohio St.		0	4							55	H	Northwestern		2	0
11	H	Ohio St.		1	0							59	A	Colgate		2	1
13	A	Maryland		1	3							63	H	Michigan St.		1	3
21	A	Indiana		4	1							76	A	Monmouth		0	0
												79	H	Penn St.		0	2

Non-Div. I Games:

Rutgers



Average RPI Win: 132		WON-LOST	WINNING	LAST 10	STRENGTH OF		OPP. STRENGTH	TEAM	ADJ	CONF.	ADJ CONF.
Average RPI Loss: 61		RECORD	PCT. RANK	GAMES	SCHEDULE		OF SCHEDULE	RPI	RPI	RPI	RPI
DIV. I ONLY		14-5-2	.71429	16	5-3-2		78	111	32	.5583	33
DIV. I NON-CONF.		7-2-0	.77778	19	0-0-0		117	91	50	.53636	50
TOTALS		RPI 1-25	RPI 26-50		W-L RECORDS		RPI 51-100		RPI 101-150		RPI 150+
14-5-2		0-2-1	1-0-0		OVERALL		3-2-0		6-1-1		4-0-0
6-2-0		0-1-0	1-0-0		HOME		0-1-0		5-0-0		0-0-0
5-3-1		0-1-0	0-0-0		AWAY		2-1-0		1-1-1		2-0-0
3-0-1		0-0-1	0-0-0		NEUTRAL		1-0-0		0-0-0		2-0-0
7-2-0		0-1-0	1-0-0		NON-CONFERENCE		2-1-0		1-0-0		3-0-0
2-1-0		0-0-0	1-0-0		HOME		0-1-0		1-0-0		0-0-0
3-1-0		0-1-0	0-0-		AWAY		2-0-0		0-0-0		1-0-0
2-0-0		0-0-0	0-0-0		NEUTRAL		0-0-0		0-0-0		2-0-0
7-3-2		0-1-1	0-0-0		CONFERENCE		1-1-0		5-1-1		1-0-0
4-1-0		0-1-0	0-0-0		HOME		0-0-0		4-0-0		0-0-0
2-2-1		0-0-0	0-0-0		AWAY		0-1-0		1-1-1		1-0-0
1-0-1		0-0-1	0-0-0		NEUTRAL		1-0-0		0-0-0		0-0-0
RPI S	Opponent	Score	RPI S	Opponent	Score	RPI S	Opponent	Score	RPI S	Opponent	Score
9 H	Seattle	0 2	35 H	Cal St. Fullerton	2 1	64 A	UMass Lowell	2 0	103 A	CSU Bakersfield	0 0
9 N	Seattle	1 1				70 H	Mercer	0 1	121 H	Air Force	2 1
18 A	Denver	1 2				77 A	UNLV	1 2	128 H	Bradley	4 1
						77 N	UNLV	1 0	129 A	Houston Baptist	1 2
						100 A	Gonzaga	1 0	136 H	UMKC	3 0
									142 H	Incarnate Word	4 1
									147 H	San Jose St.	3 2
									150 A	Grand Canyon	3 2
									165 A	Massachusetts	1 0
									191 N	Saint Joseph's	3 0
									192 A	UTRGV	1 0
									197 N	Pacific	2 1
LAST 10 GAMES											
9 N	Seattle	1 1	150 A	Grand Canyon	3 2						
77 N	UNLV	1 0	103 A	CSU Bakersfield	0 0						
9 H	Seattle	0 2	147 H	San Jose St.	3 2						
142 H	Incarnate Word	4 1	129 A	Houston Baptist	1 2						
77 A	UNLV	1 2	192 A	UTRGV	1 0						

Non-Div. I Games:

Utah Valley

Average RPI Win:	109	WON-LOST RECORD	WINNING PCT. RANK	LAST 10 GAMES	STRENGTH OF SCHEDULE	OPP. STRENGTH OF SCHEDULE	TEAM RPI	ADJ RPI	CONF. RPI	ADJ CONF. RPI		
DIV. I ONLY		8-6-3	.55882	76	3-4-3	19	8	31	.55608	34	1	1
DIV. I NON-CONF.		7-1-0	.875	7	3-0-0	132	132	102	.4861	100	1	1
<hr/>												
TOTALS	RPI 1-25	RPI 26-50		W-L RECORDS		RPI 51-100		RPI 101-150		RPI 150+		
8-6-3	2-3-3	0-2-0		OVERALL		1-0-0		2-1-0		3-0-0		
6-1-2	2-1-2	0-0-0		HOME		0-0-0		2-0-0		2-0-0		
1-5-1	0-2-1	0-2-0		AWAY		0-0-0		0-1-0		1-0-0		
1-0-0	0-0-0	0-0-0		NEUTRAL		1-0-0		0-0-0		0-0-0		
7-1-0	1-0-0	0-0-0		NON-CONFERENCE		1-0-0		2-1-0		3-0-0		
5-0-0	1-0-0	0-0-0		HOME		0-0-0		2-0-0		2-0-0		
1-1-0	0-0-0	0-0-		AWAY		0-0-0		0-1-0		1-0-0		
1-0-0	0-0-0	0-0-0		NEUTRAL		1-0-0		0-0-0		0-0-0		
1-5-3	1-3-3	0-2-0		CONFERENCE		0-0-0		0-0-0		0-0-0		
1-1-2	1-1-2	0-0-0		HOME		0-0-0		0-0-0		0-0-0		
0-4-1	0-2-1	0-2-0		AWAY		0-0-0		0-0-0		0-0-0		
0-0-0	0-0-0	0-0-0		NEUTRAL		0-0-0		0-0-0		0-0-0		
RPI	S	Opponent	Score	RPI	S	Opponent	Score	RPI	S	Opponent	Score	
1	H	Wake Forest	0 0	27	A	Virginia	0 1	91	N	Furman	2 1	
2	H	Clemson	1 4	50	A	Duke	2 6					
3	A	Syracuse	0 2									
3	A	Syracuse	1 2									
7	H	Notre Dame	1 1									
15	H	Boston College	2 1									
19	H	South Carolina	2 1									
23	A	Louisville	1 1									
<hr/>												
LAST 10 GAMES												
3	A	Syracuse	0 2	19	H	South Carolina	2 1					
2	H	Clemson	1 4	1	H	Wake Forest	0 0					
3	A	Syracuse	1 2	7	H	Notre Dame	1 1					
156	H	Appalachian St.	2 1	23	A	Louisville	1 1					
50	A	Duke	2 6	180	H	Gardner-Webb	4 3					

Non-Div. I Games:

North Carolina St.

Average RPI Win:	105	WON-LOST RECORD	WINNING PCT. RANK	LAST 10 GAMES	STRENGTH OF SCHEDULE	OPP. STRENGTH OF SCHEDULE	TEAM RPI	ADJ RPI	CONF. RPI	ADJ CONF. RPI		
DIV. I ONLY		13-7-1	.64286	47	6-3-1	71	53	39	.55252	35	8	7
DIV. I NON-CONF.		5-4-0	.55556	82	0-0-0	63	128	38	.55249	38	4	3
<hr/>												
TOTALS	RPI 1-25	RPI 26-50		W-L RECORDS		RPI 51-100		RPI 101-150		RPI 150+		
13-7-1	1-2-0	1-1-1		OVERALL		2-3-0		7-1-0		2-0-0		
8-3-0	0-0-0	1-0-0		HOME		0-2-0		5-1-0		2-0-0		
5-3-1	1-2-0	0-1-1		AWAY		2-0-0		2-0-0		0-0-0		
0-1-0	0-0-0	0-0-0		NEUTRAL		0-1-0		0-0-0		0-0-0		
<hr/>												
5-4-0	0-1-0	0-1-0		NON-CONFERENCE		1-2-0		2-0-0		2-0-0		
4-1-0	0-0-0	0-0-0		HOME		0-1-0		2-0-0		2-0-0		
1-2-0	0-1-0	0-0-		AWAY		1-0-0		0-0-0		0-0-0		
0-1-0	0-0-0	0-0-0		NEUTRAL		0-1-0		0-0-0		0-0-0		
<hr/>												
8-3-1	1-1-0	1-0-1		CONFERENCE		1-1-0		5-1-0		0-0-0		
4-2-0	0-0-0	1-0-0		HOME		0-1-0		3-1-0		0-0-0		
4-1-1	1-1-0	0-0-1		AWAY		1-0-0		2-0-0		0-0-0		
0-0-0	0-0-0	0-0-0		NEUTRAL		0-0-0		0-0-0		0-0-0		
<hr/>												
RPI S	Opponent	Score		RPI S	Opponent	Score		RPI S	Opponent	Score		
11 A	Ohio St.	0	2	30 A	Cal Poly	0	0	57 A	Santa Clara	2	1	
17 A	UC Santa Barbara	1	0	30 H	Cal Poly	3	1	58 H	San Diego	1	3	
17 A	UC Santa Barbara	1	2	33 A	Utah Valley	1	2	62 A	CSUN	1	0	
								62 H	CSUN	1	2	
								89 N	Wright St.	1	2	

Non-Div. I Games:

Cal St. Fullerton

Average RPI Win: 76		WON-LOST	WINNING	LAST 10	STRENGTH OF	OPP. STRENGTH	TEAM	ADJ	CONF.	ADJ CONF.						
Average RPI Loss: 41		RECORD	PCT. RANK	GAMES	SCHEDULE	OF SCHEDULE	RPI	RPI	RPI	RPI						
DIV. I ONLY		9-5-6	.6	61	6-2-2	24	21	35	.55039	36	5	5				
DIV. I NON-CONF.		4-2-3	.61111	58	1-1-0	80	32	60	.52299	63	7	7				
<hr/>																
TOTALS		RPI 1-25	RPI 26-50		W-L RECORDS		RPI 51-100		RPI 101-150		RPI 150+					
9-5-6		3-4-1	1-0-2		OVERALL		2-0-1		2-1-1		1-0-1					
6-1-4		2-0-1	0-0-0		HOME		1-0-1		2-1-1		1-0-1					
3-4-1		1-4-0	1-0-1		AWAY		1-0-0		0-0-0		0-0-0					
0-0-1		0-0-0	0-0-1		NEUTRAL		0-0-0		0-0-0		0-0-0					
4-2-3		1-2-1	1-0-0		NON-CONFERENCE		0-0-0		1-0-1		1-0-1					
3-0-3		1-0-1	0-0-0		HOME		0-0-0		1-0-1		1-0-1					
1-2-0		0-2-0	1-0-		AWAY		0-0-0		0-0-0		0-0-0					
0-0-0		0-0-0	0-0-0		NEUTRAL		0-0-0		0-0-0		0-0-0					
5-3-3		2-2-0	0-0-2		CONFERENCE		2-0-1		1-1-0		0-0-0					
3-1-1		1-0-0	0-0-0		HOME		1-0-1		1-1-0		0-0-0					
2-2-1		1-2-0	0-0-1		AWAY		1-0-0		0-0-0		0-0-0					
0-0-1		0-0-0	0-0-1		NEUTRAL		0-0-0		0-0-0		0-0-0					
RPI	S	Opponent	Score	RPI	S	Opponent	Score	RPI	S	Opponent	Score					
12	A	SMU	0 1	38	A	Harvard	2 1	83	A	Temple	2 0	109	H	UCF	2 1	
14	A	South Fla.	0 1	40	A	Tulsa	1 1	83	H	Temple	4 0	118	H	St. Francis Brooklyn	0 0	
14	A	South Fla.	2 1	40	N	Tulsa	1 1	97	H	Cincinnati	1 1	127	H	Rhode Island	1 0	
14	H	South Fla.	2 1									141	H	Memphis	0 1	
15	A	Boston College	1 3									196	H	Quinnipiac	0 0	
17	H	UC Santa Barbara	2 1									201	H	Yale	1 0	
23	A	Louisville	1 2													
24	H	Dartmouth	0 0													
<hr/>																
LAST 10 GAMES																
40 N Tulsa 1 1 40 A Tulsa 1 1																
14 A South Fla. 2 1 83 A Temple 2 0																
83 H Temple 4 0 109 H UCF 2 1																
14 H South Fla. 2 1 23 A Louisville 1 2																
201 H Yale 1 0 12 A SMU 0 1																

Non-Div. I Games:

UConn

Average RPI Win:	115	WON-LOST	WINNING	LAST 10	STRENGTH OF	OPP. STRENGTH	TEAM	ADJ	CONF.	ADJ CONF.	
Average RPI Loss:	74	RECORD	PCT. RANK	GAMES	SCHEDULE	OF SCHEDULE	RPI	RPI	RPI	RPI	
DIV. I ONLY	14-5-3	.70455	21	7-1-2	95	105	38	.5503	37	10	10
DIV. I NON-CONF.	7-2-1	.75	22	1-0-0	119	121	55	.52777	57	14	14
<hr/>											
TOTALS	RPI 1-25	RPI 26-50		W-L RECORDS		RPI 51-100		RPI 101-150		RPI 150+	
14-5-3	0-0-0	3-3-1		OVERALL		2-1-1		5-0-1		4-1-0	
7-2-1	0-0-0	1-1-1		HOME		1-0-0		2-0-0		3-1-0	
4-2-2	0-0-0	1-1-0		AWAY		0-1-1		2-0-1		1-0-0	
3-1-0	0-0-0	1-1-0		NEUTRAL		1-0-0		1-0-0		0-0-0	
7-2-1	0-0-0	2-1-0		NON-CONFERENCE		1-0-1		2-0-0		2-1-0	
3-1-0	0-0-0	1-0-0		HOME		0-0-0		0-0-0		2-1-0	
2-1-1	0-0-0	1-0-		AWAY		0-0-1		1-0-0		0-0-0	
2-0-0	0-0-0	0-0-0		NEUTRAL		1-0-0		1-0-0		0-0-0	
7-3-2	0-0-0	1-2-1		CONFERENCE		1-1-0		3-0-1		2-0-0	
4-1-1	0-0-0	0-1-1		HOME		1-0-0		2-0-0		1-0-0	
2-1-1	0-0-0	0-0-0		AWAY		0-1-0		1-0-1		1-0-0	
1-1-0	0-0-0	1-1-0		NEUTRAL		0-0-0		0-0-0		0-0-0	
RPI	S	Opponent	Score	RPI	S	Opponent	Score	RPI	S	Opponent	Score
27	A	Virginia	1 0	59	A	Colgate	1 2	119	N	George Washington	2 1
28	H	Boston U.	0 1	82	A	Princeton	1 1	120	A	Holy Cross	1 0
28	N	Boston U.	2 0	84	N	Loyola Marymount	1 0	122	H	Bucknell	3 0
42	H	Hofstra	2 0	95	H	Navy	3 0	123	A	Army West Point	0 0
44	H	Lehigh	2 2					123	H	Army West Point	4 1
44	N	Lehigh	1 2					130	A	George Mason	3 1
48	A	New Mexico	1 2					163	H	Lafayette	1 0
								177	H	Penn	4 0
								179	A	Loyola Maryland	3 0
								193	H	Fairleigh Dickinson	3 4
								202	H	Howard	6 0
<hr/>											
LAST 10 GAMES											
44	N	Lehigh	1 2	95	H	Navy	3 0				
28	N	Boston U.	2 0	122	H	Bucknell	3 0				
123	H	Army West Point	4 1	123	A	Army West Point	0 0				
44	H	Lehigh	2 2	27	A	Virginia	1 0				
120	A	Holy Cross	1 0	163	H	Lafayette	1 0				

**Non-Div. I Games:**

American

Average RPI Win: 110		WON-LOST RECORD		WINNING PCT. RANK		LAST 10 GAMES		STRENGTH OF SCHEDULE		OPP. STRENGTH OF SCHEDULE		TEAM RPI		ADJ RPI		CONF. RPI		ADJ CONF. RPI					
Average RPI Loss: 44																							
DIV. I ONLY		9-6-2		.58824 64		8-2-0		23		58		36		.54857 38		13		13					
DIV. I NON-CONF.		4-4-2		.5 99		3-0-0		16		15		22		.58077 23		11		10					
TOTALS		RPI 1-25		RPI 26-50		W-L RECORDS		RPI 51-100		RPI 101-150		RPI 150+											
9-6-2		1-2-1		0-2-1		OVERALL		3-2-0		2-0-0		3-0-0											
4-4-1		1-1-1		0-1-0		HOME		2-2-0		0-0-0		1-0-0											
5-2-1		0-1-0		0-1-1		AWAY		1-0-0		2-0-0		2-0-0											
0-0-0		0-0-0		0-0-0		NEUTRAL		0-0-0		0-0-0		0-0-0											
4-4-2		1-1-1		0-2-1		NON-CONFERENCE		1-1-0		2-0-0		0-0-0											
2-2-1		1-0-1		0-1-0		HOME		1-1-0		0-0-0		0-0-0											
2-2-1		0-1-0		0-1-		AWAY		0-0-0		2-0-0		0-0-0											
0-0-0		0-0-0		0-0-0		NEUTRAL		0-0-0		0-0-0		0-0-0											
5-2-0		0-1-0		0-0-0		CONFERENCE		2-1-0		0-0-0		3-0-0											
2-2-0		0-1-0		0-0-0		HOME		1-1-0		0-0-0		1-0-0											
3-0-0		0-0-0		0-0-0		AWAY		1-0-0		0-0-0		2-0-0											
0-0-0		0-0-0		0-0-0		NEUTRAL		0-0-0		0-0-0		0-0-0											
RPI	S	Opponent		Score		RPI	S	Opponent		Score		RPI	S	Opponent		Score		RPI	S	Opponent		Score	
9	A	Seattle		0	2	28	A	Boston U.		0	3	52	H	New Hampshire		1	0	114	A	Stony Brook		2	1
12	H	SMU		2	2	36	H	UConn		1	2	56	H	Brown		1	0	125	A	Pittsburgh		3	2
15	H	Boston College		2	1	49	A	Washington		0	0	80	A	Columbia		2	0	168	A	Cornell		2	0
24	H	Dartmouth		0	1							82	H	Princeton		2	3	177	H	Penn		6	0
												84	H	Loyola Marymount		0	1	201	A	Yale		3	1
						LAST 10 GAMES																	
						177 H Penn						125 A Pittsburgh						3 2					
						80 A Columbia						56 H Brown						1 0					
						24 H Dartmouth						168 A Cornell						2 0					
						15 H Boston College						52 H New Hampshire						1 0					
						82 H Princeton						201 A Yale						3 1					

Non-Div. I Games:

Harvard

Average RPI Win: 112		WON-LOST RECORD		WINNING PCT. RANK		LAST 10 GAMES		STRENGTH OF SCHEDULE		OPP. STRENGTH OF SCHEDULE		TEAM RPI		ADJ RPI		CONF. RPI		ADJ CONF. RPI	
DIV. I ONLY		12-4-2		.72222		14		8-1-1		127		106		41		.54809		39	
DIV. I NON-CONF.		7-2-1		.75		22		3-0-0		133		44		49		.54198		45	
TOTALS		RPI 1-25		RPI 26-50		W-L RECORDS		RPI 51-100		RPI 101-150		RPI 150+							
12-4-2		0-0-0		1-0-0		OVERALL		5-1-2		3-3-0		3-0-0							
5-2-1		0-0-0		0-0-0		HOME		1-1-1		1-1-0		3-0-0							
7-2-1		0-0-0		1-0-0		AWAY		4-0-1		2-2-0		0-0-0							
0-0-0		0-0-0		0-0-0		NEUTRAL		0-0-0		0-0-0		0-0-0							
7-2-1		0-0-0		1-0-0		NON-CONFERENCE		3-0-1		2-2-0		1-0-0							
2-1-0		0-0-0		0-0-0		HOME		0-0-0		1-1-0		1-0-0							
5-1-1		0-0-0		1-0-		AWAY		3-0-1		1-1-0		0-0-0							
0-0-0		0-0-0		0-0-0		NEUTRAL		0-0-0		0-0-0		0-0-0							
5-2-1		0-0-0		0-0-0		CONFERENCE		2-1-1		1-1-0		2-0-0							
3-1-1		0-0-0		0-0-0		HOME		1-1-1		0-0-0		2-0-0							
2-1-0		0-0-0		0-0-0		AWAY		1-0-0		1-1-0		0-0-0							
0-0-0		0-0-0		0-0-0		NEUTRAL		0-0-0		0-0-0		0-0-0							
RPI	S	Opponent		Score		RPI	S	Opponent		Score		RPI	S	Opponent		Score			
						45	A	Butler	2	1									

Non-Div. I Games:

SIUE

Average RPI Win: 131		WON-LOST RECORD		WINNING PCT. RANK		LAST 10 GAMES		STRENGTH OF SCHEDULE		OPP. STRENGTH OF SCHEDULE		TEAM RPI		ADJ RPI		CONF. RPI		ADJ CONF. RPI					
DIV. I ONLY		7-6-6		.52632 94		3-2-5		14		45		45		.54808 40		5		5					
DIV. I NON-CONF.		4-3-1		.5625 76		0-0-0		34		62		57		.53086 54		7		7					
TOTALS		RPI 1-25		RPI 26-50		W-L RECORDS		RPI 51-100		RPI 101-150		RPI 150+											
7-6-6		0-5-1		0-0-3		OVERALL		1-1-1		5-0-1		1-0-0											
4-3-2		0-2-0		0-0-1		HOME		1-1-0		2-0-1		1-0-0											
3-3-2		0-3-0		0-0-1		AWAY		0-0-1		3-0-0		0-0-0											
0-0-2		0-0-1		0-0-1		NEUTRAL		0-0-0		0-0-0		0-0-0											
4-3-1		0-2-0		0-0-1		NON-CONFERENCE		0-1-0		3-0-0		1-0-0											
3-1-0		0-0-0		0-0-0		HOME		0-1-0		2-0-0		1-0-0											
1-2-1		0-2-0		0-1-		AWAY		0-0-0		1-0-0		0-0-0											
0-0-0		0-0-0		0-0-0		NEUTRAL		0-0-0		0-0-0		0-0-0											
3-3-5		0-3-1		0-0-2		CONFERENCE		1-0-1		2-0-1		0-0-0											
1-2-2		0-2-0		0-0-1		HOME		1-0-0		0-0-1		0-0-0											
2-1-1		0-1-0		0-0-0		AWAY		0-0-1		2-0-0		0-0-0											
0-0-2		0-0-1		0-0-1		NEUTRAL		0-0-0		0-0-0		0-0-0											
RPI	S	Opponent		Score		RPI	S	Opponent		Score		RPI	S	Opponent		Score							
4	A	North Carolina		1	2	27	A	Virginia		1	1	83	H	Temple		2	0	109	A	UCF	1	0	
10	A	Creighton		0	1	36	H	UConn		1	1	90	H	Saint Louis		0	1	109	H	UCF	2	2	
12	A	SMU		2	3	36	N	UConn		1	1	97	A	Cincinnati		1	1	136	A	UMKC	3	2	
12	H	SMU		0	1													137	H	Sacramento St.		2	1
12	N	SMU		2	2													141	A	Memphis		3	0
14	H	South Fla.		1	2													144	H	Oral Roberts		6	2
																		170	H	Portland		3	2



Average RPI Win:		110	WON-LOST RECORD		WINNING PCT. RANK	LAST 10 GAMES		STRENGTH OF SCHEDULE		OPP. STRENGTH OF SCHEDULE	TEAM RPI	ADJ RPI	CONF. RPI	ADJ CONF. RPI			
DIV. I ONLY			8-5-3		.59375	63		4-4-2		57	15	47	.54779	41	4	4	
DIV. I NON-CONF.			5-1-1		.78571	16		1-0-1		66	13	45	.5444	42	3	4	
TOTALS		RPI 1-25		RPI 26-50		W-L RECORDS		RPI 51-100		RPI 101-150		RPI 150+					
8-5-3		1-4-1		1-0-2		OVERALL		2-1-0		1-0-0		3-0-0					
5-2-1		1-1-0		1-0-1		HOME		1-1-0		1-0-0		1-0-0					
3-2-2		0-2-1		0-0-1		AWAY		1-0-0		0-0-0		2-0-0					
0-1-0		0-1-0		0-0-0		NEUTRAL		0-0-0		0-0-0		0-0-0					
5-1-1		1-1-1		0-0-0		NON-CONFERENCE		2-0-0		0-0-0		2-0-0					
3-1-0		1-1-0		0-0-0		HOME		1-0-0		0-0-0		1-0-0					
2-0-1		0-0-1		0-0-		AWAY		1-0-0		0-0-0		1-0-0					
0-0-0		0-0-0		0-0-0		NEUTRAL		0-0-0		0-0-0		0-0-0					
3-4-2		0-3-0		1-0-2		CONFERENCE		0-1-0		1-0-0		1-0-0					
2-1-1		0-0-0		1-0-1		HOME		0-1-0		1-0-0		0-0-0					
1-2-1		0-2-0		0-0-1		AWAY		0-0-0		0-0-0		1-0-0					
0-1-0		0-1-0		0-0-0		NEUTRAL		0-0-0		0-0-0		0-0-0					
RPI	S	Opponent		Score		RPI	S	Opponent		Score		RPI	S	Opponent		Score	
6	H	Akron		4	1	29	A	Charlotte		1	1	60	A	UNCW		1	0
14	A	South Fla.		1	1	31	H	Kentucky		0	0	92	H	Marshall		0	1
16	A	FIU		1	2	48	H	New Mexico		2	0	96	H	Hartford		3	2
16	N	FIU		2	4												
19	A	South Carolina		1	3												
22	H	Coastal Caro.		0	2												
LAST 10 GAMES																	
16	N	FIU		2	4	60	A	UNCW		1	0	16	A	FIU		1	2
92	H	Marshall		0	1	48	H	New Mexico		2	0						
19	A	South Carolina		1	3	182	A	Fla. Atlantic		2	1						
14	A	South Fla.		1	1	117	H	UAB		3	1						
31	H	Kentucky		0	0												

Non-Div. I Games:

Old Dominion

H  
o  
f  
f  
s  
t  
r  
aH  
o  
f  
f  
s  
t  
r  
a

Hofstra

Average RPI Win:	97	WON-LOST RECORD	WINNING PCT. RANK	LAST 10 GAMES	STRENGTH OF SCHEDULE	OPP. STRENGTH OF SCHEDULE	TEAM RPI	ADJ RPI	CONF. RPI	ADJ CONF. RPI				
DIV. I ONLY		9-6-2	.58824	64	4-4-2	51	20	43	.54456	43	2	2		
DIV. I NON-CONF.		5-2-0	.71429	36	0-0-0	153	53	91	.49351	90	6	5		
<hr/>														
TOTALS	RPI 1-25	RPI 26-50		W-L RECORDS		RPI 51-100		RPI 101-150		RPI 150+				
9-6-2	1-3-0	1-0-1		OVERALL		3-3-1		2-0-0		2-0-0				
7-1-2	1-1-0	0-0-1		HOME		2-0-1		2-0-0		2-0-0				
2-5-0	0-2-0	1-0-0		AWAY		1-3-0		0-0-0		0-0-0				
0-0-0	0-0-0	0-0-0		NEUTRAL		0-0-0		0-0-0		0-0-0				
5-2-0	0-0-0	0-0-0		NON-CONFERENCE		1-2-0		2-0-0		2-0-0				
5-0-0	0-0-0	0-0-0		HOME		1-0-0		2-0-0		2-0-0				
0-2-0	0-0-0	0-0-		AWAY		0-2-0		0-0-0		0-0-0				
0-0-0	0-0-0	0-0-0		NEUTRAL		0-0-0		0-0-0		0-0-0				
4-4-2	1-3-0	1-0-1		CONFERENCE		2-1-1		0-0-0		0-0-0				
2-1-2	1-1-0	0-0-1		HOME		1-0-1		0-0-0		0-0-0				
2-3-0	0-2-0	1-0-0		AWAY		1-1-0		0-0-0		0-0-0				
0-0-0	0-0-0	0-0-0		NEUTRAL		0-0-0		0-0-0		0-0-0				
RPI	S	Opponent	Score		RPI	S	Opponent	Score		RPI	S	Opponent	Score	
8	A	Stanford	0	1	49	A	Washington	1	0	57	A	Santa Clara	1	2
8	H	Stanford	1	2	49	H	Washington	0	0	58	A	San Diego	0	3
20	A	UCLA	0	6						72	A	Oregon St.	2	1
20	H	UCLA	4	3						72	H	Oregon St.	2	2
										85	A	San Diego St.	0	1
										85	H	San Diego St.	4	3
										93	H	VCU	3	1

Non-Div. I Games:

California

Average RPI Win: 127		WON-LOST	WINNING	LAST 10	STRENGTH OF		OPP. STRENGTH	TEAM	ADJ		CONF.	ADJ CONF.			
Average RPI Loss: 109		RECORD	PCT. RANK	GAMES	SCHEDULE		OF SCHEDULE	RPI	RPI		RPI	RPI			
DIV. I ONLY		13-5-3	.69048	23	7-1-2		118	134	54	.54276	44	10	10		
DIV. I NON-CONF.		6-2-1	.72222	33	1-0-0		173	182	85	.49802	84	14	14		
TOTALS		RPI 1-25	RPI 26-50		W-L RECORDS		RPI 51-100		RPI 101-150		RPI 150+				
13-5-3		0-0-0	2-0-1		OVERALL		2-2-0		3-3-2		6-0-0				
8-2-1		0-0-0	0-0-0		HOME		1-0-0		2-2-1		5-0-0				
4-3-2		0-0-0	1-0-1		AWAY		1-2-0		1-1-1		1-0-0				
1-0-0		0-0-0	1-0-0		NEUTRAL		0-0-0		0-0-0		0-0-0				
6-2-1		0-0-0	0-0-0		NON-CONFERENCE		0-1-0		2-1-1		4-0-0				
4-1-0		0-0-0	0-0-0		HOME		0-0-0		1-1-0		3-0-0				
2-1-1		0-0-0	0-0-		AWAY		0-1-0		1-0-1		1-0-0				
0-0-0		0-0-0	0-0-0		NEUTRAL		0-0-0		0-0-0		0-0-0				
7-3-2		0-0-0	2-0-1		CONFERENCE		2-1-0		1-2-1		2-0-0				
4-1-1		0-0-0	0-0-0		HOME		1-0-0		1-1-1		2-0-0				
2-2-1		0-0-0	1-0-1		AWAY		1-1-0		0-1-0		0-0-0				
1-0-0		0-0-0	1-0-0		NEUTRAL		0-0-0		0-0-0		0-0-0				
RPI	S	Opponent	Score	RPI	S	Opponent	Score	RPI	S	Opponent	Score	RPI	S	Opponent	Score
				28	A	Boston U.	3 2	59	A	Colgate	2 0	106	A	Saint Francis (PA)	0 0
				37	A	American	2 2	59	H	Colgate	1 0	120	H	Holy Cross	0 1
				37	N	American	2 1	81	A	Delaware	2 3	122	H	Bucknell	1 1
								95	A	Navy	1 3	122	H	Bucknell	2 0
												123	A	Army West Point	2 3
												125	H	Pittsburgh	0 3
												140	H	Fordham	3 0
												145	A	Robert Morris	3 2
												163	H	Lafayette	2 0
												168	H	Cornell	1 0
												176	H	James Madison	2 1
												179	H	Loyola Maryland	1 0
												188	A	Manhattan	1 0
												193	H	Fairleigh Dickinson	3 0
LAST 10 GAMES															
				37	N	American	2 1	163	H	Lafayette	2 0				
				59	A	Colgate	2 0	28	A	Boston U.	3 2				
				122	H	Bucknell	2 0	176	H	James Madison	2 1				
				37	A	American	2 2	179	H	Loyola Maryland	1 0				
				122	H	Bucknell	1 1	123	A	Army West Point	2 3				

Non-Div. I Games:

Lehigh

Average RPI Win: 121		WON-LOST RECORD		WINNING PCT. RANK		LAST 10 GAMES		STRENGTH OF SCHEDULE		OPP. STRENGTH OF SCHEDULE		TEAM RPI		ADJ RPI		CONF. RPI		ADJ CONF. RPI	
DIV. I ONLY		10-4-4		.66667 31		5-4-1		69		65		40		.54134 45		6		6	
DIV. I NON-CONF.		4-1-3		.6875 39		0-1-0		59		146		39		.5466 40		5		6	
TOTALS		RPI 1-25		RPI 26-50		W-L RECORDS		RPI 51-100		RPI 101-150		RPI 150+							
10-4-4		0-2-1		1-1-0		OVERALL		3-0-3		3-1-0		3-0-0							
4-3-2		0-1-1		1-1-0		HOME		2-0-1		1-1-0		0-0-0							
6-1-2		0-1-0		0-0-0		AWAY		1-0-2		2-0-0		3-0-0							
0-0-0		0-0-0		0-0-0		NEUTRAL		0-0-0		0-0-0		0-0-0							
4-1-3		0-0-1		0-1-0		NON-CONFERENCE		1-0-2		1-0-0		2-0-0							
1-1-1		0-0-1		0-1-0		HOME		1-0-0		0-0-0		0-0-0							
3-0-2		0-0-0		0-0-		AWAY		0-0-2		1-0-0		2-0-0							
0-0-0		0-0-0		0-0-0		NEUTRAL		0-0-0		0-0-0		0-0-0							
6-3-1		0-2-0		1-0-0		CONFERENCE		2-0-1		2-1-0		1-0-0							
3-2-1		0-1-0		1-0-0		HOME		1-0-1		1-1-0		0-0-0							
3-1-0		0-1-0		0-0-0		AWAY		1-0-0		1-0-0		1-0-0							
0-0-0		0-0-0		0-0-0		NEUTRAL		0-0-0		0-0-0		0-0-0							
RPI	S	Opponent		Score		RPI	S	Opponent		Score		RPI	S	Opponent		Score			
5	A	Georgetown		0 2		39	H	SIUE		1 2		61	A	Providence		2 0			
10	H	Creighton		0 1		47	H	Xavier		3 0		61	H	Providence		2 2			
21	H	Indiana		2 2								65	H	Villanova		3 0			
												69	A	Loyola Chicago		1 1			
												75	A	Ill.-Chicago		1 1			
												78	H	Drake		4 0			
														</					

Non-Div. I Games:

Butler

Average RPI Win: 106		WON-LOST RECORD		WINNING PCT. RANK		LAST 10 GAMES		STRENGTH OF SCHEDULE		OPP. STRENGTH OF SCHEDULE		TEAM RPI		ADJ RPI		CONF. RPI		ADJ CONF. RPI	
DIV. I ONLY		8-6-4		.55556 78		3-4-3		29		37		53		.53832 46		3		3	
DIV. I NON-CONF.		5-2-2		.66667 43		2-0-2		55		88		62		.52414 61		2		2	
TOTALS		RPI 1-25		RPI 26-50		W-L RECORDS		RPI 51-100		RPI 101-150		RPI 150+							
8-6-4		0-4-2		0-1-0		OVERALL		5-0-1		1-1-1		2-0-0							
6-2-2		0-0-0		0-1-0		HOME		3-0-1		1-1-1		2-0-0							
2-4-2		0-4-2		0-0-0		AWAY		2-0-0		0-0-0		0-0-0							
0-0-0		0-0-0		0-0-0		NEUTRAL		0-0-0		0-0-0		0-0-0							
5-2-2		0-1-1		0-0-0		NON-CONFERENCE		2-0-1		1-1-0		2-0-0							
4-1-1		0-0-0		0-0-0		HOME		1-0-1		1-1-0		2-0-0							
1-1-1		0-1-1		0-0-		AWAY		1-0-0		0-0-0		0-0-0							
0-0-0		0-0-0		0-0-0		NEUTRAL		0-0-0		0-0-0		0-0-0							
3-4-2		0-3-1		0-1-0		CONFERENCE		3-0-0		0-0-1		0-0-0							
2-1-1		0-0-0		0-1-0		HOME		2-0-0		0-0-1		0-0-0							
1-3-1		0-3-1		0-0-0		AWAY		1-0-0		0-0-0		0-0-0							
0-0-0		0-0-0		0-0-0		NEUTRAL		0-0-0		0-0-0		0-0-0							
RPI S	Opponent		Score		RPI S	Opponent		Score		RPI S	Opponent		Score		RPI S	Opponent		Score	
7 A	Notre Dame		1	1	32 H	Rutgers		0	1	55 H	Northwestern		3	0	115 H	West Virginia		3	1
10 A	Creighton		0	1						63 H	Michigan St.		1	0	124 H	Wisconsin		3	3
11 A	Ohio St.		1	3						71 A	Oakland		4	1	149 H	Detroit		1	2
13 A	Maryland		0	0						73 H	Western Mich.		0	0	157 H	Duquesne		3	0
13 A	Maryland		2	5						79 A	Penn St.		2	0	206 H	Niagara		2	1
21 A	Indiana		0	1						99 H	Valparaiso		1	0					
LAST 10 GAMES																			
13 A	Maryland		2	5	99 H	Valparaiso		1	0	157 H	Duquesne		3	0					
11 A	Ohio St.		1	3	32 H	Rutgers		0	1	7 A	Notre Dame		1	1					
63 H	Michigan St.		1	0	124 H	Wisconsin		3	3										
73 H	Western Mich.		0	0															
21 A	Indiana		0	1															

Non-Div. I Games:

Michigan

Average RPI Win:	114	WON-LOST	WINNING	LAST 10	STRENGTH OF	OPP. STRENGTH	TEAM	ADJ	CONF.	ADJ CONF.		
Average RPI Loss:	66	RECORD	PCT. RANK	GAMES	SCHEDULE	OF SCHEDULE	RPI	RPI	RPI	RPI		
DIV. I ONLY	12-6-1	.65789	34	5-4-1	156	31	56	.53811	47	6	6	
DIV. I NON-CONF.	6-2-0	.75	22	0-0-0	186	52	92	.4966	86	5	6	
<hr/>												
TOTALS	RPI 1-25	RPI 26-50		W-L RECORDS		RPI 51-100		RPI 101-150		RPI 150+		
12-6-1	2-2-0	0-1-0		OVERALL		2-1-0		5-1-1		3-1-0		
6-3-0	0-1-0	0-0-0		HOME		0-1-0		3-1-0		3-0-0		
6-3-1	2-1-0	0-1-0		AWAY		2-0-0		2-0-1		0-1-0		
0-0-0	0-0-0	0-0-0		NEUTRAL		0-0-0		0-0-0		0-0-0		
6-2-0	1-0-0	0-0-0		NON-CONFERENCE		1-0-0		2-1-0		2-1-0		
3-1-0	0-0-0	0-0-0		HOME		0-0-0		1-1-0		2-0-0		
3-1-0	1-0-0	0-0-		AWAY		1-0-0		1-0-0		0-1-0		
0-0-0	0-0-0	0-0-0		NEUTRAL		0-0-0		0-0-0		0-0-0		
6-4-1	1-2-0	0-1-0		CONFERENCE		1-1-0		3-0-1		1-0-0		
3-2-0	0-1-0	0-0-0		HOME		0-1-0		2-0-0		1-0-0		
3-2-1	1-1-0	0-1-0		AWAY		1-0-0		1-0-1		0-0-0		
0-0-0	0-0-0	0-0-0		NEUTRAL		0-0-0		0-0-0		0-0-0		
RPI S	Opponent	Score		RPI S	Opponent	Score		RPI S	Opponent	Score		
5 A	Georgetown	0	1	45 A	Butler	0	3	61 H	Providence	0	3	
5 H	Georgetown	0	1					65 A	Villanova	2	1	
7 A	Notre Dame	1	0					97 A	Cincinnati	2	1	
10 A	Creighton	2	1									
									107 H	Virginia Tech	1	3
									122 H	Bucknell	1	0
									124 A	Wisconsin	2	0
									126 A	DePaul	1	0
									126 H	DePaul	2	1
									138 H	Marquette	1	0
									143 A	St. John's (NY)	0	0
									175 A	Lipscomb	1	2
									183 H	IPFW	2	0
									184 H	Seton Hall	3	0
									190 H	Eastern Ill.	8	0
LAST 10 GAMES												
5 A	Georgetown	0	1	138 H	Marquette	1	0					
126 H	DePaul	2	1	65 A	Villanova	2	1					
45 A	Butler	0	3	143 A	St. John's (NY)	0	0					
184 H	Seton Hall	3	0	61 H	Providence	0	3					
10 A	Creighton	2	1	5 H	Georgetown	0	1					

Non-Div. I Games:

Xavier

Average RPI Win:		95	WON-LOST RECORD		WINNING PCT. RANK	LAST 10 GAMES	STRENGTH OF SCHEDULE		OPP. STRENGTH OF SCHEDULE	TEAM RPI	ADJ RPI	CONF. RPI	ADJ CONF. RPI				
DIV. I ONLY			8-6-4		.55556	78	36		26	55	.53743	48	4	4			
DIV. I NON-CONF.			6-1-2		.77778	19	31		47	41	.54394	43	3	4			
TOTALS		RPI 1-25		RPI 26-50		W-L RECORDS		RPI 51-100		RPI 101-150		RPI 150+					
8-6-4		1-3-1		1-3-0		OVERALL		2-0-3		2-0-0		2-0-0					
6-2-2		1-0-0		1-2-0		HOME		0-0-2		2-0-0		2-0-0					
2-3-2		0-2-1		0-1-0		AWAY		2-0-1		0-0-0		0-0-0					
0-1-0		0-1-0		0-0-0		NEUTRAL		0-0-0		0-0-0		0-0-0					
6-1-2		1-1-0		1-0-0		NON-CONFERENCE		2-0-2		1-0-0		1-0-0					
4-0-2		1-0-0		1-0-0		HOME		0-0-2		1-0-0		1-0-0					
2-1-0		0-1-0		0-0-		AWAY		2-0-0		0-0-0		0-0-0					
0-0-0		0-0-0		0-0-0		NEUTRAL		0-0-0		0-0-0		0-0-0					
2-5-2		0-2-1		0-3-0		CONFERENCE		0-0-1		1-0-0		1-0-0					
2-2-0		0-0-0		0-2-0		HOME		0-0-0		1-0-0		1-0-0					
0-2-2		0-1-1		0-1-0		AWAY		0-0-1		0-0-0		0-0-0					
0-1-0		0-1-0		0-0-0		NEUTRAL		0-0-0		0-0-0		0-0-0					
RPI	S	Opponent		Score		RPI	S	Opponent		Score		RPI	S	Opponent		Score	
16	A	FIU		0 0		29	H	Charlotte		0 2		58	H	San Diego		2 2	
17	H	UC Santa Barbara		2 1		31	H	Kentucky		0 1		62	A	CSUN		1 0	
19	A	South Carolina		1 2		37	H	American		2 1		84	A	Loyola Marymount		2 1	
19	N	South Carolina		0 1		41	A	Old Dominion		0 2		92	A	Marshall		1 1	
20	A	UCLA		0 1								99	H	Valparaiso		1 1	

Non-Div. I Games:

New Mexico



Average RPI Win:	83	WON-LOST RECORD	WINNING PCT. RANK	LAST 10 GAMES	STRENGTH OF SCHEDULE	OPP. STRENGTH OF SCHEDULE	TEAM RPI	ADJ RPI	CONF. RPI	ADJ CONF. RPI		
DIV. I ONLY		8-5-6	.57895	70	3-4-3	34	16	49	.53627	49	2	2
DIV. I NON-CONF.		4-2-3	.61111	58	0-1-0	110	27	81	.4948	88	6	5
<hr/>												
TOTALS	RPI 1-25	RPI 26-50		W-L RECORDS		RPI 51-100		RPI 101-150		RPI 150+		
8-5-6	2-4-1	0-1-2		OVERALL		4-0-1		1-0-0		1-0-2		
6-2-2	2-1-0	0-1-1		HOME		3-0-0		1-0-0		0-0-1		
2-3-4	0-3-1	0-0-1		AWAY		1-0-1		0-0-0		1-0-1		
0-0-0	0-0-0	0-0-0		NEUTRAL		0-0-0		0-0-0		0-0-0		
4-2-3	1-2-0	0-0-1		NON-CONFERENCE		1-0-0		1-0-0		1-0-2		
3-0-2	1-0-0	0-0-1		HOME		1-0-0		1-0-0		0-0-1		
1-2-1	0-2-0	0-0-		AWAY		0-0-0		0-0-0		1-0-1		
0-0-0	0-0-0	0-0-0		NEUTRAL		0-0-0		0-0-0		0-0-0		
4-3-3	1-2-1	0-1-1		CONFERENCE		3-0-1		0-0-0		0-0-0		
3-2-0	1-1-0	0-1-0		HOME		2-0-0		0-0-0		0-0-0		
1-1-3	0-1-1	0-0-1		AWAY		1-0-1		0-0-0		0-0-0		
0-0-0	0-0-0	0-0-0		NEUTRAL		0-0-0		0-0-0		0-0-0		
RPI	S	Opponent	Score	RPI	S	Opponent	Score	RPI	S	Opponent	Score	
8	A	Stanford	0 0	38	H	Harvard	0 0	72	A	Oregon St.	1 0	
8	H	Stanford	2 1	43	A	California	0 0	72	H	Oregon St.	1 0	
9	A	Seattle	1 2	43	H	California	0 1	85	A	San Diego St.	1 1	
13	A	Maryland	0 1					85	H	San Diego St.	1 0	
20	A	UCLA	1 2					100	H	Gonzaga	1 0	
20	H	UCLA	2 3									
24	H	Dartmouth	3 2									
<hr/>												
LAST 10 GAMES												
72	A	Oregon St.	1 0	13	A	Maryland	0 1	72	H	Oregon St.	1 0	
20	A	UCLA	1 2	43	A	California	0 0	8	A	Stanford	0 0	
85	A	San Diego St.	1 1	20	H	UCLA	2 3					
8	H	Stanford	2 1									
43	H	California	0 1									

Non-Div. I Games:

Washington

Duke				Through Games Of Nov. 15, 2015											
Average RPI Win:	110	WON-LOST RECORD	WINNING PCT. RANK	LAST 10 GAMES	STRENGTH OF SCHEDULE	OPP. STRENGTH OF SCHEDULE	TEAM RPI	ADJ RPI	CONF. RPI	ADJ CONF. RPI					
DIV. I ONLY		10-7-2	.57895	70	6-4-0	56	14	46	.53562	50	1	1			
DIV. I NON-CONF.		7-2-1	.75	22	3-1-0	148	82	94	.4882	96	1	1			
TOTALS		RPI 1-25	RPI 26-50		W-L RECORDS		RPI 51-100		RPI 101-150		RPI 150+				
10-7-2		1-5-0	2-0-1		OVERALL		0-1-0		5-1-1		2-0-0				
9-4-1		1-2-0	2-0-1		HOME		0-1-0		4-1-0		2-0-0				
1-3-1		0-3-0	0-0-0		AWAY		0-0-0		1-0-1		0-0-0				
0-0-0		0-0-0	0-0-0		NEUTRAL		0-0-0		0-0-0		0-0-0				
7-2-1		1-0-0	1-0-0		NON-CONFERENCE		0-1-0		3-1-1		2-0-0				
7-2-0		1-0-0	1-0-0		HOME		0-1-0		3-1-0		2-0-0				
0-0-1		0-0-0	0-0-		AWAY		0-0-0		0-0-1		0-0-0				
0-0-0		0-0-0	0-0-0		NEUTRAL		0-0-0		0-0-0		0-0-0				
3-5-1		0-5-0	1-0-1		CONFERENCE		0-0-0		2-0-0		0-0-0				
2-2-1		0-2-0	1-0-1		HOME		0-0-0		1-0-0		0-0-0				
1-3-0		0-3-0	0-0-0		AWAY		0-0-0		1-0-0		0-0-0				
0-0-0		0-0-0	0-0-0		NEUTRAL		0-0-0		0-0-0		0-0-0				
RPI	S	Opponent	Score	RPI	S	Opponent	Score	RPI	S	Opponent	Score	RPI	S	Opponent	Score
2	A	Clemson	1 2	27	H	Virginia	2 2	60	H	UNCW	0 3	107	H	Virginia Tech	2 1
3	H	Syracuse	1 3	34	H	North Carolina St.	6 2					120	H	Holy Cross	0 1
4	A	North Carolina	1 2	42	H	Hofstra	3 2					125	A	Pittsburgh	1 0
7	A	Notre Dame	2 3									126	H	DePaul	1 0
23	H	Louisville	1 2									132	H	Iona	2 1
25	H	Elon	2 1									135	H	St. Mary's (CA)	3 2
												139	A	Davidson	2 2
												179	H	Loyola Maryland	5 1
												194	H	Jacksonville	1 0
LAST 10 GAMES															
				23	H	Louisville	1 2	34	H	North Carolina St.	6 2				
				107	H	Virginia Tech	2 1	120	H	Holy Cross	0 1				
				194	H	Jacksonville	1 0	7	A	Notre Dame	2 3				
				125	A	Pittsburgh	1 0	42	H	Hofstra	3 2				
				25	H	Elon	2 1	3	H	Syracuse	1 3				

Non-Div. I Games:

Duke

Average RPI Win:	138	WON-LOST RECORD	WINNING PCT. RANK	LAST 10 GAMES	STRENGTH OF SCHEDULE	OPP. STRENGTH OF SCHEDULE	TEAM RPI	ADJ RPI	CONF. RPI	ADJ CONF. RPI	
DIV. I ONLY	13-5-3	.69048	23	7-1-2	111	147	51	.53556	51	19	19
DIV. I NON-CONF.	5-4-1	.55	90	0-0-0	43	124	28	.56706	30	13	13
<hr/>											
TOTALS	RPI 1-25	RPI 26-50		W-L RECORDS	RPI 51-100		RPI 101-150		RPI 150+		
13-5-3	0-1-0	0-1-0		OVERALL	2-2-1		5-1-2		6-0-0		
6-2-0	0-0-0	0-0-0		HOME	0-2-0		3-0-0		3-0-0		
4-2-3	0-1-0	0-0-0		AWAY	1-0-1		1-1-2		2-0-0		
3-1-0	0-0-0	0-1-0		NEUTRAL	1-0-0		1-0-0		1-0-0		
<hr/>											
5-4-1	0-1-0	0-1-0		NON-CONFERENCE	0-1-1		4-1-0		1-0-0		
3-1-0	0-0-0	0-0-0		HOME	0-1-0		3-0-0		0-0-0		
2-2-1	0-1-0	0-0-		AWAY	0-0-1		1-1-0		1-0-0		
0-1-0	0-0-0	0-1-0		NEUTRAL	0-0-0		0-0-0		0-0-0		
<hr/>											
8-1-2	0-0-0	0-0-0		CONFERENCE	2-1-0		1-0-2		5-0-0		
3-1-0	0-0-0	0-0-0		HOME	0-1-0		0-0-0		3-0-0		
2-0-2	0-0-0	0-0-0		AWAY	1-0-0		0-0-2		1-0-0		
3-0-0	0-0-0	0-0-0		NEUTRAL	1-0-0		1-0-0		1-0-0		
<hr/>											
RPI S	Opponent	Score		RPI S	Opponent	Score		RPI S	Opponent	Score	
11 A	Ohio St.	0	2	26 N	Radford	1	2	71 H	Oakland	0	2
								73 A	Western Mich.	1	1
								90 A	Saint Louis	3	2
								93 H	VCU	2	3
								93 N	VCU	4	1
								105 H	Bowling Green	6	0
								108 H	Cleveland St.	4	1
								111 A	High Point	2	1
								127 N	Rhode Island	2	1
								130 A	George Mason	1	1
								138 A	Marquette	2	3
								140 A	Fordham	1	1
								148 H	Northern Ky.	4	0
								157 A	Duquesne	2	1
								157 N	Duquesne	3	1
								165 H	Massachusetts	4	1
								167 H	La Salle	5	0
								176 A	James Madison	1	0
								191 H	Saint Joseph's	7	1
<hr/>											
LAST 10 GAMES											
				93 N	VCU	4	1	191 H	Saint Joseph's	7	1
				127 N	Rhode Island	2	1	165 H	Massachusetts	4	1
				157 N	Duquesne	3	1	167 H	La Salle	5	0
				93 H	VCU	2	3	130 A	George Mason	1	1
				140 A	Fordham	1	1	90 A	Saint Louis	3	2

Non-Div. I Games:

Dayton

Average RPI Win:		120	WON-LOST RECORD		WINNING PCT. RANK		LAST 10 GAMES		STRENGTH OF SCHEDULE		OPP. STRENGTH OF SCHEDULE		TEAM RPI		ADJ RPI		CONF. RPI		ADJ CONF. RPI				
Average RPI Loss:		64																					
DIV. I ONLY			10-5-3		.63889		48		4-5-1		75		98		52		.5354		52				
DIV. I NON-CONF.			7-1-2		.8		14		1-1-0		99		137		65		.52133		65				
TOTALS		RPI 1-25		RPI 26-50		W-L RECORDS		RPI 51-100		RPI 101-150		RPI 150+											
10-5-3		1-0-0		0-1-0		OVERALL		3-4-2		1-0-0		5-0-1											
5-2-0		1-0-0		0-0-0		HOME		2-2-0		1-0-0		1-0-0											
3-3-3		0-0-0		0-1-0		AWAY		1-2-2		0-0-0		2-0-1											
2-0-0		0-0-0		0-0-0		NEUTRAL		0-0-0		0-0-0		2-0-0											
7-1-2		1-0-0		0-1-0		NON-CONFERENCE		1-0-1		0-0-0		5-0-1											
3-0-0		1-0-0		0-0-0		HOME		1-0-0		0-0-0		1-0-0											
2-1-2		0-0-0		0-0-		AWAY		0-0-1		0-0-0		2-0-1											
2-0-0		0-0-0		0-0-0		NEUTRAL		0-0-0		0-0-0		2-0-0											
3-4-1		0-0-0		0-0-0		CONFERENCE		2-4-1		1-0-0		0-0-0											
2-2-0		0-0-0		0-0-0		HOME		1-2-0		1-0-0		0-0-0											
1-2-1		0-0-0		0-0-0		AWAY		1-2-1		0-0-0		0-0-0											
0-0-0		0-0-0		0-0-0		NEUTRAL		0-0-0		0-0-0		0-0-0											
RPI	S	Opponent		Score		RPI	S	Opponent		Score		RPI	S	Opponent		Score		RPI	S	Opponent		Score	
24	H	Dartmouth		2 0		38	A	Harvard		0 1		53	A	Albany (NY)		0 1		114	H	Stony Brook		3 2	
												64	A	UMass Lowell		3 1		151	A	Siena		3 3	
												66	H	Binghamton		1 2		155	A	Northeastern		1 0	
												67	H	Vermont		1 3		160	N	UNC Asheville		2 0	
												80	A	Columbia		1 1		164	A	Marist		3 1	
												88	H	Hartwick		2 1		165	H	Massachusetts		1 0	
												94	A	UMBC		0 1		173	N	Central Conn. St.		2 0	
												94	A	UMBC		1 1							
												96	H	Hartford		2 1							
						LAST 10 GAMES																	
						94	A	UMBC		0 1		94	A	UMBC		1 1							
						67	H	Vermont		1 3		66	H	Binghamton		1 2							
						96	H	Hartford		2 1		114	H	Stony Brook		3 2							
						24	H	Dartmouth		2 0		38	A	Harvard		0 1							
						53	A	Albany (NY)		0 1		64	A	UMass Lowell		3 1							

Non-Div. I Games:

New Hampshire

Average RPI Win:		102	WON-LOST RECORD		WINNING PCT. RANK		LAST 10 GAMES		STRENGTH OF SCHEDULE		OPP. STRENGTH OF SCHEDULE		TEAM RPI		ADJ RPI		CONF. RPI		ADJ CONF. RPI	
Average RPI Loss:		64																		
DIV. I ONLY			10-8-1		.55263 82		5-5-0		22		99		48		.53503 53		7		8	
DIV. I NON-CONF.			5-5-1		.5 99		0-2-0		39		134		46		.53156 53		10		11	
TOTALS		RPI 1-25		RPI 26-50		W-L RECORDS		RPI 51-100		RPI 101-150		RPI 150+								
10-8-1		0-2-0		0-1-0		OVERALL		6-3-0		2-2-0		2-0-1								
6-3-1		0-1-0		0-0-0		HOME		4-2-0		1-0-0		1-0-1								
4-5-0		0-1-0		0-1-0		AWAY		2-1-0		1-2-0		1-0-0								
0-0-0		0-0-0		0-0-0		NEUTRAL		0-0-0		0-0-0		0-0-0								
5-5-1		0-2-0		0-1-0		NON-CONFERENCE		1-1-0		2-1-0		2-0-1								
3-2-1		0-1-0		0-0-0		HOME		1-1-0		1-0-0		1-0-1								
2-3-0		0-1-0		0-0-		AWAY		0-0-0		1-1-0		1-0-0								
0-0-0		0-0-0		0-0-0		NEUTRAL		0-0-0		0-0-0		0-0-0								
5-3-0		0-0-0		0-0-0		CONFERENCE		5-2-0		0-1-0		0-0-0								
3-1-0		0-0-0		0-0-0		HOME		3-1-0		0-0-0		0-0-0								
2-2-0		0-0-0		0-0-0		AWAY		2-1-0		0-1-0		0-0-0								
0-0-0		0-0-0		0-0-0		NEUTRAL		0-0-0		0-0-0		0-0-0								
RPI S	Opponent		Score		RPI S	Opponent		Score		RPI S	Opponent		Score		RPI S	Opponent		Score		
3 A	Syracuse		1	2	28 A	Boston U.		0	3	52 H	New Hampshire		1 0	114 A	Stony Brook		1	2		
24 H	Dartmouth		0	3						64 H	UMass Lowell		2 1	118 A	St. Francis Brooklyn		0	1		
										65 H	Villanova		0 3	127 H	Rhode Island		1	0		
										66 A	Binghamton		3 1	130 A	George Mason		2	0		
										66 H	Binghamton		0 1	163 A	Lafayette		1	0		
										67 A	Vermont		3 0	165 H	Massachusetts		4	0		
										88 H	Hartwick		3 0	173 H	Central Conn. St.		2	2		
										94 A	UMBC		0 1							
										96 H	Hartford		2 1							
LAST 10 GAMES																				
					66 H	Binghamton		0	1	64 H	UMass Lowell		2 1							
					66 A	Binghamton		3	1	96 H	Hartford		2 1							
					67 A	Vermont		3	0	94 A	UMBC		0 1							
					52 H	New Hampshire		1	0	3 A	Syracuse		1 2							
					28 A	Boston U.		0	3	114 A	Stony Brook		1 2							

Non-Div. I Games:

Albany (NY)

Average RPI Win: 131		WON-LOST	WINNING	LAST 10	STRENGTH OF	OPP. STRENGTH	TEAM	ADJ	CONF.	ADJ CONF.											
Average RPI Loss: 51		RECORD	PCT. RANK	GAMES	SCHEDULE	OF SCHEDULE	RPI	RPI	RPI	RPI											
DIV. I ONLY		7-4-3	.60714	59	6-2-2	28	96	42	.53338	54	20	21									
DIV. I NON-CONF.		3-3-2	.5	99	2-1-1	3	5	15	.59255	16	19	21									
<hr/>																					
TOTALS		RPI 1-25		RPI 26-50		W-L RECORDS		RPI 51-100		RPI 101-150		RPI 150+									
7-4-3		0-3-1		0-0-0		OVERALL		3-0-1		0-0-0		4-1-1									
3-2-1		0-1-1		0-0-0		HOME		1-0-0		0-0-0		2-1-0									
4-2-2		0-2-0		0-0-0		AWAY		2-0-1		0-0-0		2-0-1									
0-0-0		0-0-0		0-0-0		NEUTRAL		0-0-0		0-0-0		0-0-0									
3-3-2		0-3-1		0-0-0		NON-CONFERENCE		3-0-0		0-0-0		0-0-1									
1-1-1		0-1-1		0-0-0		HOME		1-0-0		0-0-0		0-0-0									
2-2-1		0-2-0		0-0-		AWAY		2-0-0		0-0-0		0-0-1									
0-0-0		0-0-0		0-0-0		NEUTRAL		0-0-0		0-0-0		0-0-0									
4-1-1		0-0-0		0-0-0		CONFERENCE		0-0-1		0-0-0		4-1-0									
2-1-0		0-0-0		0-0-0		HOME		0-0-0		0-0-0		2-1-0									
2-0-1		0-0-0		0-0-0		AWAY		0-0-1		0-0-0		2-0-0									
0-0-0		0-0-0		0-0-0		NEUTRAL		0-0-0		0-0-0		0-0-0									
RPI	S	Opponent		Score		RPI	S	Opponent		Score		RPI	S	Opponent		Score					
1	A	Wake Forest		0	1							172	A	USC Upstate		4	0				
5	H	Georgetown		0	0							172	H	USC Upstate		3	4				
14	A	South Fla.		1	2							175	H	Lipscomb		4	0				
16	H	FIU		1	2							178	A	Stetson		2	0				
												182	A	Fla. Atlantic		0	0				
												194	H	Jacksonville		4	0				
<hr/>																					
LAST 10 GAMES																					
172 H USC Upstate						3	4	182 A Fla. Atlantic						0	0						
60 A UNCW						1	0	68 A North Florida						1	1						
172 A USC Upstate						4	0	178 A Stetson						2	0						
16 H FIU						1	2	194 H Jacksonville						4	0						
175 H Lipscomb						4	0	56 A Brown						2	1						

Non-Div. I Games:

FGCU

Average RPI Win:		68	WON-LOST		WINNING		LAST 10		STRENGTH OF		OPP. STRENGTH		TEAM		ADJ		CONF.		ADJ CONF.					
Average RPI Loss:		52	RECORD		PCT. RANK		GAMES		SCHEDULE		OF SCHEDULE		RPI		RPI		RPI		RPI					
DIV. I ONLY			7-9-2		.44444		132		4-5-1		17		32		57		.53336		55		3		3	
DIV. I NON-CONF.			3-4-2		.44444		132		1-2-1		28		40		56		.52917		56		2		2	
TOTALS		RPI 1-25		RPI 26-50		W-L RECORDS		RPI 51-100		RPI 101-150		RPI 150+												
7-9-2		2-2-1		0-4-0		OVERALL		3-2-1		2-1-0		0-0-0												
3-3-2		1-1-1		0-2-0		HOME		1-0-1		1-0-0		0-0-0												
4-5-0		1-0-0		0-2-0		AWAY		2-2-0		1-1-0		0-0-0												
0-1-0		0-1-0		0-0-0		NEUTRAL		0-0-0		0-0-0		0-0-0												
3-4-2		0-1-1		0-1-0		NON-CONFERENCE		1-2-1		2-0-0		0-0-0												
1-1-2		0-0-1		0-1-0		HOME		0-0-1		1-0-0		0-0-0												
2-2-0		0-0-0		0-0-		AWAY		1-2-0		1-0-0		0-0-0												
0-1-0		0-1-0		0-0-0		NEUTRAL		0-0-0		0-0-0		0-0-0												
4-5-0		2-1-0		0-3-0		CONFERENCE		2-0-0		0-1-0		0-0-0												
2-2-0		1-1-0		0-1-0		HOME		1-0-0		0-0-0		0-0-0												
2-3-0		1-0-0		0-2-0		AWAY		1-0-0		0-1-0		0-0-0												
0-0-0		0-0-0		0-0-0		NEUTRAL		0-0-0		0-0-0		0-0-0												
RPI	S	Opponent		Score		RPI	S	Opponent		Score		RPI	S	Opponent		Score								
7	H	Notre Dame		1	1	32	A	Rutgers		0	2	59	H	Colgate		1	1							
9	N	Seattle		0	3	32	H	Rutgers		2	4	63	H	Michigan St.		1	0							
11	H	Ohio St.		2	1	39	H	SIUE		1	2	69	A	Loyola Chicago		0	2							
13	A	Maryland		2	1	46	A	Michigan		0	3	75	A	Ill.-Chicago		2	1							
21	H	Indiana		0	1							79	A	Penn St.		2	1							
												100	A	Gonzaga		0	1							
LAST 10 GAMES																								
						32	A	Rutgers		0	2	7	H	Notre Dame		1	1							
						124	A	Wisconsin		1	2	32	H	Rutgers		2	4							
						79	A	Penn St.		2	1	39	H	SIUE		1	2							
						69	A	Loyola Chicago		0	2	126	A	DePaul		2	1							
						63	H	Michigan St.		1	0	13	A	Maryland		2	1							

Non-Div. I Games:

Northwestern

**Non-Div. I Games:**

Tie, Loss, Non-Conf,S Site, H Home, A Away, N Neutral Page 56



Average RPI Win:		102	WON-LOST RECORD		WINNING PCT. RANK	LAST 10 GAMES		STRENGTH OF SCHEDULE		OPP. STRENGTH OF SCHEDULE	TEAM RPI	ADJ RPI	CONF. RPI	ADJ CONF. RPI							
Average RPI Loss:		39																			
DIV. I ONLY			10-7-1		.58333	66	7-2-1		48		43	44	.52983	57	17	16					
DIV. I NON-CONF.			5-6-0		.45455	123	2-1-0		8		8	17	.58851	20	9	9					
TOTALS		RPI 1-25		RPI 26-50		W-L RECORDS		RPI 51-100		RPI 101-150		RPI 150+									
10-7-1		0-4-0		2-1-0		OVERALL		3-1-0		4-0-0		1-1-1									
6-4-1		0-1-0		2-1-0		HOME		1-1-0		3-0-0		0-1-1									
4-3-0		0-3-0		0-0-0		AWAY		2-0-0		1-0-0		1-0-0									
0-0-0		0-0-0		0-0-0		NEUTRAL		0-0-0		0-0-0		0-0-0									
5-6-0		0-4-0		2-1-0		NON-CONFERENCE		0-1-0		3-0-0		0-0-0									
4-3-0		0-1-0		2-1-0		HOME		0-1-0		2-0-0		0-0-0									
1-3-0		0-3-0		0-0-		AWAY		0-0-0		1-0-0		0-0-0									
0-0-0		0-0-0		0-0-0		NEUTRAL		0-0-0		0-0-0		0-0-0									
5-1-1		0-0-0		0-0-0		CONFERENCE		3-0-0		1-0-0		1-1-1									
2-1-1		0-0-0		0-0-0		HOME		1-0-0		1-0-0		0-1-1									
3-0-0		0-0-0		0-0-0		AWAY		2-0-0		0-0-0		1-0-0									
0-0-0		0-0-0		0-0-0		NEUTRAL		0-0-0		0-0-0		0-0-0									
RPI	S	Opponent		Score		RPI	S	Opponent		Score		RPI	S	Opponent		Score					
1	A	Wake Forest		0	1	30	H	Cal Poly		1	0	58	H	San Diego		3	0				
4	A	North Carolina		0	3	35	H	Cal St. Fullerton		1	2	62	H	CSUN		0	2				
6	A	Akron		0	2	43	H	California		2	1	84	A	Loyola Marymount		2	1				
9	H	Seattle		0	1							100	A	Gonzaga		1	0				
														124		H	Wisconsin	2	1		
														131		H	UC Riverside	2	1		
														135		H	St. Mary's (CA)	2	1		
														147		A	San Jose St.	1	0		
														154		H	San Francisco	1	2		
														170		A	Portland	3	2		
														197		H	Pacific	0	0		
LAST 10 GAMES																					
								58		H	San Diego	3	0			135		H	St. Mary's (CA)	2	1
								84		A	Loyola Marymount	2	1			154		H	San Francisco	1	2
								100		A	Gonzaga	1	0			6		A	Akron	0	2
								170		A	Portland	3	2			147		A	San Jose St.	1	0
								197		H	Pacific	0	0			43		H	California	2	1

Non-Div. I Games:

Santa Clara





UNCW

Average RPI Win: 98		WON-LOST RECORD		WINNING PCT. RANK		LAST 10 GAMES		STRENGTH OF SCHEDULE		OPP. STRENGTH OF SCHEDULE		TEAM RPI		ADJ RPI		CONF. RPI		ADJ CONF. RPI					
Average RPI Loss: 49		8-8-3		.5 101		2-7-1		27		60		62		.52312 60		11		11					
DIV. I ONLY		5-4-1		.55 90		0-4-0		5		29		30		.56471 31		8		8					
DIV. I NON-CONF.																							
TOTALS		RPI 1-25		RPI 26-50		W-L RECORDS		RPI 51-100		RPI 101-150		RPI 150+											
8-8-3		1-2-0		1-3-0		OVERALL		2-2-1		2-1-1		2-0-1											
5-4-1		1-1-0		0-1-0		HOME		1-1-0		1-1-1		2-0-0											
3-4-2		0-1-0		1-2-0		AWAY		1-1-1		1-0-0		0-0-1											
0-0-0		0-0-0		0-0-0		NEUTRAL		0-0-0		0-0-0		0-0-0											
5-4-1		1-1-0		1-2-0		NON-CONFERENCE		2-1-0		1-0-1		0-0-0											
3-2-1		1-0-0		0-1-0		HOME		1-1-0		1-0-1		0-0-0											
2-2-0		0-1-0		1-0-		AWAY		1-0-0		0-0-0		0-0-0											
0-0-0		0-0-0		0-0-0		NEUTRAL		0-0-0		0-0-0		0-0-0											
3-4-2		0-1-0		0-1-0		CONFERENCE		0-1-1		1-1-0		2-0-1											
2-2-0		0-1-0		0-0-0		HOME		0-0-0		0-1-0		2-0-0											
1-2-2		0-0-0		0-1-0		AWAY		0-1-1		1-0-0		0-0-1											
0-0-0		0-0-0		0-0-0		NEUTRAL		0-0-0		0-0-0		0-0-0											
RPI	S	Opponent		Score		RPI	S	Opponent		Score		RPI	S	Opponent		Score							
4	A	North Carolina		0	3	29	A	Charlotte		1	3	54	H	FGCU		0	1	102	A	William & Mary	2	1	
19	H	South Carolina		5	0	41	H	Old Dominion		0	1	68	H	North Florida		5	1	111	H	High Point	0	0	
25	H	Elon		1	2	42	A	Hofstra		1	2	81	A	Delaware		1	3	113	H	Col. of Charleston	0	1	
						50	A	Duke		3	0	81	A	Delaware		1	1	116	H	Campbell	6	2	
												86	A	UNCG		2	1	155	H	Northeastern	1	0	
																		176	A	James Madison	0	0	
																		189	H	Drexel	3	1	
LAST 10 GAMES																							
						81	A	Delaware		1	3	41	H	Old Dominion		0	1						
						29	A	Charlotte		1	3	102	A	William & Mary		2	1						
						54	H	FGCU		0	1	25	H	Elon		1	2						
						113	H	Col. of Charleston		0	1	189	H	Drexel		3	1						
						81	A	Delaware		1	1	4	A	North Carolina		0	3						

Non-Div. I Games:

UNCW

Average RPI Win: 130		WON-LOST	WINNING	LAST 10	STRENGTH OF		OPP. STRENGTH	TEAM	ADJ		CONF.	ADJ CONF.
Average RPI Loss: 39		RECORD	PCT. RANK	GAMES	SCHEDULE		OF SCHEDULE	RPI	RPI		RPI	RPI
DIV. I ONLY		8-7-3	.52778	91	4-4-2		42	70	63	.52284	61	6
DIV. I NON-CONF.		4-2-1	.64286	52	0-0-0		71	157	79	.50626	79	5
TOTALS		RPI 1-25	RPI 26-50		W-L RECORDS		RPI 51-100		RPI 101-150		RPI 150+	
8-7-3		0-3-0	1-1-1		OVERALL		1-3-0		3-0-2		3-0-0	
4-4-1		0-1-0	0-1-0		HOME		1-2-0		1-0-1		2-0-0	
4-3-2		0-2-0	1-0-1		AWAY		0-1-0		2-0-1		1-0-0	
0-0-0		0-0-0	0-0-0		NEUTRAL		0-0-0		0-0-0		0-0-0	
4-2-1		0-0-0	0-0-0		NON-CONFERENCE		1-2-0		1-0-1		2-0-0	
2-2-0		0-0-0	0-0-0		HOME		1-2-0		0-0-0		1-0-0	
2-0-1		0-0-0	0-0-		AWAY		0-0-0		1-0-1		1-0-0	
0-0-0		0-0-0	0-0-0		NEUTRAL		0-0-0		0-0-0		0-0-0	
4-5-2		0-3-0	1-1-1		CONFERENCE		0-1-0		2-0-1		1-0-0	
2-2-1		0-1-0	0-1-0		HOME		0-0-0		1-0-1		1-0-0	
2-3-1		0-2-0	1-0-1		AWAY		0-1-0		1-0-0		0-0-0	
0-0-0		0-0-0	0-0-0		NEUTRAL		0-0-0		0-0-0		0-0-0	
RPI S	Opponent	Score	RPI S	Opponent	Score	RPI S	Opponent	Score	RPI S	Opponent	Score	
5 A	Georgetown	0 <b>1</b>	45 A	Butler	2 <b>2</b>	56 H	Brown	1 <b>2</b>	120 A	Holy Cross	1 <b>1</b>	
10 A	Creighton	1 <b>2</b>	45 H	Butler	0 <b>2</b>	65 A	Villanova	1 <b>2</b>	126 H	DePaul	0 <b>0</b>	
10 H	Creighton	1 <b>3</b>	47 A	Xavier	3 0	76 H	Monmouth	2 0	127 A	Rhode Island	1 0	
						80 H	Columbia	1 <b>2</b>	138 A	Marquette	4 3	
									143 H	St. John's (NY)	4 0	
									155 A	Northeastern	2 1	
									171 H	Bryant	2 1	
									184 H	Seton Hall	4 0	
LAST 10 GAMES												
10 A	Creighton	1 <b>2</b>	126 H	DePaul	0 <b>0</b>							
45 A	Butler	2 <b>2</b>	184 H	Seton Hall	4 0							
143 H	St. John's (NY)	4 0	65 A	Villanova	1 <b>2</b>							
10 H	Creighton	1 <b>3</b>	47 A	Xavier	3 0							
138 A	Marquette	4 3	45 H	Butler	0 <b>2</b>							

Non-Div. I Games:

Providence

Average RPI Win:		94	WON-LOST		WINNING		LAST 10		STRENGTH OF		OPP. STRENGTH		TEAM		ADJ		CONF.		ADJ CONF.	
Average RPI Loss:		61	RECORD		PCT. RANK		GAMES		SCHEDULE		OF SCHEDULE		RPI		RPI		RPI		RPI	
DIV. I ONLY			8-8-3		.5		101		4-4-2		50		64		75		.52253		62	
DIV. I NON-CONF.			4-3-1		.5625		76		0-0-0		10		118		37		.55725		35	
TOTALS		RPI 1-25		RPI 26-50		W-L RECORDS		RPI 51-100		RPI 101-150		RPI 150+								
8-8-3		0-2-0		1-3-0		OVERALL		3-0-0		4-3-3		0-0-0								
2-6-1		0-1-0		0-3-0		HOME		1-0-0		1-2-1		0-0-0								
6-2-2		0-1-0		1-0-0		AWAY		2-0-0		3-1-2		0-0-0								
0-0-0		0-0-0		0-0-0		NEUTRAL		0-0-0		0-0-0		0-0-0								
4-3-1		0-1-0		0-1-0		NON-CONFERENCE		3-0-0		1-1-1		0-0-0								
1-1-1		0-0-0		0-1-0		HOME		1-0-0		0-0-1		0-0-0								
3-2-0		0-1-0		0-0-		AWAY		2-0-0		1-1-0		0-0-0								
0-0-0		0-0-0		0-0-0		NEUTRAL		0-0-0		0-0-0		0-0-0								
4-5-2		0-1-0		1-2-0		CONFERENCE		0-0-0		3-2-2		0-0-0								
1-5-0		0-1-0		0-2-0		HOME		0-0-0		1-2-0		0-0-0								
3-0-2		0-0-0		1-0-0		AWAY		0-0-0		2-0-2		0-0-0								
0-0-0		0-0-0		0-0-0		NEUTRAL		0-0-0		0-0-0		0-0-0								
RPI	S	Opponent		Score		RPI	S	Opponent		Score		RPI	S	Opponent		Score				
10	A	Creighton		1	2	30	H	Cal Poly		0	1	57	A	Santa Clara		2	0			
17	H	UC Santa Barbara		1	2	35	A	Cal St. Fullerton		2	1	58	A	San Diego		1	0			
						35	H	Cal St. Fullerton		0	1	69	H	Loyola Chicago		2	1			
						48	H	New Mexico		0	1									

Non-Div. I Games:

CSUN

Average RPI Win: 106		WON-LOST	WINNING	LAST 10	STRENGTH OF		OPP. STRENGTH	TEAM	ADJ		CONF.	ADJ CONF.			
Average RPI Loss: 34		RECORD	PCT. RANK	GAMES	SCHEDULE		OF SCHEDULE	RPI	RPI		RPI	RPI			
DIV. I ONLY		8-9-2	.47368	116	3-6-1		40	24	68	.52034	63	3	3		
DIV. I NON-CONF.		6-4-0	.6	65	2-1-0		57	30	73	.51243	73	2	2		
TOTALS		RPI 1-25	RPI 26-50		W-L RECORDS		RPI 51-100		RPI 101-150		RPI 150+				
8-9-2		0-5-1	1-1-0		OVERALL		3-3-0		2-0-1		2-0-0				
5-4-1		0-4-1	0-0-0		HOME		3-0-0		1-0-0		1-0-0				
3-4-1		0-1-0	1-1-0		AWAY		0-2-0		1-0-1		1-0-0				
0-1-0		0-0-0	0-0-0		NEUTRAL		0-1-0		0-0-0		0-0-0				
6-4-0		0-3-0	0-0-0		NON-CONFERENCE		2-1-0		2-0-0		2-0-0				
4-2-0		0-2-0	0-0-0		HOME		2-0-0		1-0-0		1-0-0				
2-2-0		0-1-0	0-0-		AWAY		0-1-0		1-0-0		1-0-0				
0-0-0		0-0-0	0-0-0		NEUTRAL		0-0-0		0-0-0		0-0-0				
2-5-2		0-2-1	1-1-0		CONFERENCE		1-2-0		0-0-1		0-0-0				
1-2-1		0-2-1	0-0-0		HOME		1-0-0		0-0-0		0-0-0				
1-2-1		0-0-0	1-1-0		AWAY		0-1-0		0-0-1		0-0-0				
0-1-0		0-0-0	0-0-0		NEUTRAL		0-1-0		0-0-0		0-0-0				
RPI S	Opponent	Score		RPI S	Opponent	Score		RPI S	Opponent	Score		RPI S	Opponent	Score	
6 A	Akron	1	4	32 A	Rutgers	3	1	55 A	Northwestern	0	1	105 A	Bowling Green	1	0
7 H	Notre Dame	0	4	46 A	Michigan	0	1	71 H	Oakland	2	0	115 H	West Virginia	1	0
10 H	Creighton	0	1					72 A	Oregon St.	0	1	124 A	Wisconsin	0	0
11 H	Ohio St.	1	2					73 H	Western Mich.	2	1	170 A	Portland	1	0
13 H	Maryland	0	0					79 H	Penn St.	2	1	206 H	Niagara	4	0
21 H	Indiana	1	4					79 N	Penn St.	1	2				
LAST 10 GAMES															
79 N	Penn St.	1	2	6 A	Akron	1	4	79 H	Penn St.	2	1				
21 H	Indiana	1	4	73 H	Western Mich.	2	1	124 A	Wisconsin	0	0				
46 A	Michigan	0	1	11 H	Ohio St.	1	2								
71 H	Oakland	2	0												
55 A	Northwestern	0	1												

Non-Div. I Games:

Michigan St.

Average RPI Win: 117		WON-LOST	WINNING	LAST 10	STRENGTH OF		OPP. STRENGTH	TEAM	ADJ		CONF.	ADJ CONF.	
Average RPI Loss: 79		RECORD	PCT. RANK	GAMES	SCHEDULE		OF SCHEDULE	RPI	RPI		RPI	RPI	
DIV. I ONLY		7-9-1	.44118	138	3-6-1		11	164	61	.51845	64	7	8
DIV. I NON-CONF.		5-5-0	.5	99	1-2-0		13	198	52	.52517	60	10	11
TOTALS		RPI 1-25	RPI 26-50		W-L RECORDS		RPI 51-100		RPI 101-150		RPI 150+		
7-9-1		0-0-0	0-2-0		OVERALL		3-5-1		2-1-0		2-1-0		
5-4-0		0-0-0	0-1-0		HOME		2-2-0		1-0-0		2-1-0		
2-5-1		0-0-0	0-1-0		AWAY		1-3-1		1-1-0		0-0-0		
0-0-0		0-0-0	0-0-0		NEUTRAL		0-0-0		0-0-0		0-0-0		
5-5-0		0-0-0	0-2-0		NON-CONFERENCE		2-1-0		1-1-0		2-1-0		
4-2-0		0-0-0	0-1-0		HOME		2-0-0		0-0-0		2-1-0		
1-3-0		0-0-0	0-0-		AWAY		0-1-0		1-1-0		0-0-0		
0-0-0		0-0-0	0-0-0		NEUTRAL		0-0-0		0-0-0		0-0-0		
2-4-1		0-0-0	0-0-0		CONFERENCE		1-4-1		1-0-0		0-0-0		
1-2-0		0-0-0	0-0-0		HOME		0-2-0		1-0-0		0-0-0		
1-2-1		0-0-0	0-0-0		AWAY		1-2-1		0-0-0		0-0-0		
0-0-0		0-0-0	0-0-0		NEUTRAL		0-0-0		0-0-0		0-0-0		
RPI S	Opponent	Score	RPI S	Opponent	Score	RPI S	Opponent	Score	RPI S	Opponent	Score		
			28 A	Boston U.	0 1	52 H	New Hampshire	1 3	114 H	Stony Brook	2 0		
			33 H	Utah Valley	0 2	53 A	Albany (NY)	1 2	118 A	St. Francis Brooklyn	0 3		
						56 A	Brown	0 1	146 A	LIU Brooklyn	1 0		
						66 A	Binghamton	1 0	159 H	Buffalo	2 0		
						67 A	Vermont	0 0	171 H	Bryant	3 2		
						76 H	Monmouth	1 0	181 H	Canisius	1 2		
						88 H	Hartwick	1 0					
						94 H	UMBC	0 1					
						96 A	Hartford	0 2					
LAST 10 GAMES													
			96 A	Hartford	0 2	114 H	Stony Brook	2 0					
			94 H	UMBC	0 1	66 A	Binghamton	1 0					
			56 A	Brown	0 1	52 H	New Hampshire	1 3					
			67 A	Vermont	0 0	28 A	Boston U.	0 1					
			53 A	Albany (NY)	1 2	171 H	Bryant	3 2					

Non-Div. I Games:

UMass Lowell



Average RPI Win:	126	WON-LOST RECORD	WINNING PCT. RANK	LAST 10 GAMES	STRENGTH OF SCHEDULE	OPP. STRENGTH OF SCHEDULE	TEAM RPI	ADJ RPI	CONF. RPI	ADJ CONF. RPI			
DIV. I ONLY		9-8-0	.52941	89	5-5-0	81	54	70	.51753	65	6	6	
DIV. I NON-CONF.		5-3-0	.625	54	1-1-0	74	109	69	.51819	68	5	6	
<hr/>													
TOTALS	RPI 1-25	RPI 26-50		W-L RECORDS		RPI 51-100		RPI 101-150		RPI 150+			
9-8-0	0-3-0	0-2-0		OVERALL		3-2-0		3-1-0		3-0-0			
5-3-0	0-1-0	0-1-0		HOME		2-1-0		2-0-0		1-0-0			
4-5-0	0-2-0	0-1-0		AWAY		1-1-0		1-1-0		2-0-0			
0-0-0	0-0-0	0-0-0		NEUTRAL		0-0-0		0-0-0		0-0-0			
<hr/>													
5-3-0	0-1-0	0-0-0		NON-CONFERENCE		2-2-0		1-0-0		2-0-0			
3-1-0	0-0-0	0-0-0		HOME		1-1-0		1-0-0		1-0-0			
2-2-0	0-1-0	0-0-		AWAY		1-1-0		0-0-0		1-0-0			
0-0-0	0-0-0	0-0-0		NEUTRAL		0-0-0		0-0-0		0-0-0			
<hr/>													
4-5-0	0-2-0	0-2-0		CONFERENCE		1-0-0		2-1-0		1-0-0			
2-2-0	0-1-0	0-1-0		HOME		1-0-0		1-0-0		0-0-0			
2-3-0	0-1-0	0-1-0		AWAY		0-0-0		1-1-0		1-0-0			
0-0-0	0-0-0	0-0-0		NEUTRAL		0-0-0		0-0-0		0-0-0			
<hr/>													
RPI	S	Opponent	Score	RPI	S	Opponent	Score	RPI	S	Opponent	Score		
5	H	Georgetown	1 2	45	A	Butler	0 3	53	A	Albany (NY)	3 0		
10	A	Creighton	1 5	47	H	Xavier	1 2	61	H	Providence	2 1		
13	A	Maryland	0 2					76	A	Monmouth	1 3		
								81	H	Delaware	2 1		
								83	H	Temple	1 2		
										114	H	Stony Brook	2 1
										126	A	DePaul	2 3
										138	H	Marquette	2 1
										143	A	St. John's (NY)	2 0
										167	A	La Salle	2 0
										184	A	Seton Hall	3 2
										189	H	Drexel	4 3
<hr/>													
LAST 10 GAMES													
184 A Seton Hall				3	2	61 H Providence				2	1		
5 H Georgetown				1	2	126 A DePaul				2	3		
143 A St. John's (NY)				2	0	13 A Maryland				0	2		
10 A Creighton				1	5	138 H Marquette				2	1		
47 H Xavier				1	2	167 A La Salle				2	0		

Non-Div. I Games:

Villanova

Average RPI Win:		107	WON-LOST RECORD		WINNING PCT. RANK		LAST 10 GAMES		STRENGTH OF SCHEDULE		OPP. STRENGTH OF SCHEDULE		TEAM RPI		ADJ RPI		CONF. RPI		ADJ CONF. RPI	
DIV. I ONLY				10-8-2		.55 86		5-4-1		86		77		72		.51724 66		7 8		
DIV. I NON-CONF.				5-4-1		.55 90		0-0-0		129		110		97		.48733 98		10 11		
TOTALS		RPI 1-25		RPI 26-50		W-L RECORDS		RPI 51-100		RPI 101-150		RPI 150+								
10-8-2		1-1-0		0-0-0		OVERALL		4-5-1		1-1-0		4-1-1								
4-3-0		0-0-0		0-0-0		HOME		1-3-0		0-0-0		3-0-0								
6-4-2		1-1-0		0-0-0		AWAY		3-1-1		1-1-0		1-1-1								
0-1-0		0-0-0		0-0-0		NEUTRAL		0-1-0		0-0-0		0-0-0								
5-4-1		1-1-0		0-0-0		NON-CONFERENCE		0-2-0		0-0-0		4-1-1								
3-1-0		0-0-0		0-0-0		HOME		0-1-0		0-0-0		3-0-0								
2-2-1		1-1-0		0-0-		AWAY		0-0-0		0-0-0		1-1-1								
0-1-0		0-0-0		0-0-0		NEUTRAL		0-1-0		0-0-0		0-0-0								
5-4-1		0-0-0		0-0-0		CONFERENCE		4-3-1		1-1-0		0-0-0								
1-2-0		0-0-0		0-0-0		HOME		1-2-0		0-0-0		0-0-0								
4-2-1		0-0-0		0-0-0		AWAY		3-1-1		1-1-0		0-0-0								
0-0-0		0-0-0		0-0-0		NEUTRAL		0-0-0		0-0-0		0-0-0								
RPI S	Opponent		Score		RPI S	Opponent		Score		RPI S	Opponent		Score		RPI S	Opponent		Score		
3 A	Syracuse		1	3						52 A	New Hampshire		2 1	114 A	Stony Brook		1 2			
11 A	Ohio St.		1	0						53 A	Albany (NY)		1 0	114 A	Stony Brook		3 2			
										53 H	Albany (NY)		1 3	151 H	Siena		2 1			
										64 H	UMass Lowell		0 1	164 A	Marist		0 1			
										67 A	Vermont		2 1	168 A	Cornell		1 0			
										67 A	Vermont		0 1	169 H	Saint Peter's		3 2			
										82 H	Princeton		1 3	188 H	Manhattan		1 0			
										89 N	Wright St.		0 2	203 A	St. Bonaventure		0 0			
										94 H	UMBC		2 1							
										96 A	Hartford		0 0							
LAST 10 GAMES																				
	67 A	Vermont	0	1		94 H	UMBC	2	1											
	53 A	Albany (NY)	1	0		96 A	Hartford	0	0											
	114 A	Stony Brook	3	2		52 A	New Hampshire	2	1											
	53 H	Albany (NY)	1	3		64 H	UMass Lowell	0	1											
	114 A	Stony Brook	1	2		67 A	Vermont	2	1											

Non-Div. I Games:

Binghamton

Average RPI Win:	124	WON-LOST	WINNING	LAST 10	STRENGTH OF	OPP. STRENGTH	TEAM	ADJ	CONF.	ADJ CONF.									
Average RPI Loss:	71	RECORD	PCT. RANK	GAMES	SCHEDULE	OF SCHEDULE	RPI	RPI	RPI	RPI									
DIV. I ONLY	11-6-3	.625	51	5-3-2	116	94	64	.51714	67	7	8								
DIV. I NON-CONF.	6-4-1	.59091	69	2-1-0	171	131	100	.48199	104	10	11								
<hr/>																			
TOTALS	RPI 1-25	RPI 26-50		W-L RECORDS	RPI 51-100		RPI 101-150		RPI 150+										
11-6-3	0-1-0	0-1-0		OVERALL	6-3-1		0-0-1		5-1-1										
6-2-2	0-0-0	0-0-0		HOME	3-2-1		0-0-0		3-0-1										
5-3-1	0-1-0	0-1-0		AWAY	3-0-0		0-0-1		2-1-0										
0-1-0	0-0-0	0-0-0		NEUTRAL	0-1-0		0-0-0		0-0-0										
<hr/>																			
6-4-1	0-1-0	0-1-0		NON-CONFERENCE	1-1-0		0-0-0		5-1-1										
3-0-1	0-0-0	0-0-0		HOME	0-0-0		0-0-0		3-0-1										
3-3-0	0-1-0	0-0-		AWAY	1-0-0		0-0-0		2-1-0										
0-1-0	0-0-0	0-0-0		NEUTRAL	0-1-0		0-0-0		0-0-0										
<hr/>																			
5-2-2	0-0-0	0-0-0		CONFERENCE	5-2-1		0-0-1		0-0-0										
3-2-1	0-0-0	0-0-0		HOME	3-2-1		0-0-0		0-0-0										
2-0-1	0-0-0	0-0-0		AWAY	2-0-0		0-0-1		0-0-0										
0-0-0	0-0-0	0-0-0		NEUTRAL	0-0-0		0-0-0		0-0-0										
<hr/>																			
RPI S	Opponent	Score		RPI S	Opponent	Score		RPI S	Opponent	Score									
24 A	Dartmouth	1	2	42 A	Hofstra	0	4	52 A	New Hampshire	3	1								
								114 A	Stony Brook	1	1								
								160 H	UNC Asheville	1	1								
								164 H	Marist	4	2								
								165 A	Massachusetts	3	0								
								170 A	Portland	2	3								
								171 H	Bryant	2	1								
								173 H	Central Conn. St.	2	1								
								200 A	Sacred Heart	1	0								
								<hr/>											
								LAST 10 GAMES											
52 A New Hampshire				3	1	94 H UMBC				3	0								
53 H Albany (NY)				0	3	96 A Hartford				2	1								
88 A Hartwick				1	0	24 A Dartmouth				1	2								
64 H UMass Lowell				0	0	66 H Binghamton				1	2								
114 A Stony Brook				1	1	171 H Bryant				2	1								

Non-Div. I Games:

Vermont

Average RPI Win: 158		WON-LOST RECORD		WINNING PCT. RANK		LAST 10 GAMES		STRENGTH OF SCHEDULE		OPP. STRENGTH OF SCHEDULE		TEAM RPI		ADJ RPI		CONF. RPI		ADJ CONF. RPI	
DIV. I ONLY		10-6-1		.61765 57		7-2-1		89		169		59		.51573 68		20		21	
DIV. I NON-CONF.		4-6-0		.4 146		1-2-0		51		96		40		.53733 47		19		21	
TOTALS		RPI 1-25		RPI 26-50		W-L RECORDS		RPI 51-100		RPI 101-150		RPI 150+							
10-6-1		0-3-0		0-0-0		OVERALL		1-1-1		1-0-0		8-2-0							
7-1-1		0-0-0		0-0-0		HOME		0-0-1		1-0-0		6-1-0							
3-4-0		0-2-0		0-0-0		AWAY		1-1-0		0-0-0		2-1-0							
0-1-0		0-1-0		0-0-0		NEUTRAL		0-0-0		0-0-0		0-0-0							
4-6-0		0-3-0		0-0-0		NON-CONFERENCE		1-1-0		1-0-0		2-2-0							
3-1-0		0-0-0		0-0-0		HOME		0-0-0		1-0-0		2-1-0							
1-4-0		0-2-0		0-0-		AWAY		1-1-0		0-0-0		0-1-0							
0-1-0		0-1-0		0-0-0		NEUTRAL		0-0-0		0-0-0		0-0-0							
6-0-1		0-0-0		0-0-0		CONFERENCE		0-0-1		0-0-0		6-0-0							
4-0-1		0-0-0		0-0-0		HOME		0-0-1		0-0-0		4-0-0							
2-0-0		0-0-0		0-0-0		AWAY		0-0-0		0-0-0		2-0-0							
0-0-0		0-0-0		0-0-0		NEUTRAL		0-0-0		0-0-0		0-0-0							
RPI S	Opponent	Score		RPI S	Opponent	Score		RPI S	Opponent	Score		RPI S	Opponent	Score					
4 A	North Carolina	1	2					54 H	FGCU	1	1	109 H	UCF	2	1				
14 A	South Fla.	0	2					60 A	UNCW	1	5	152 H	Georgia St.	1	2				
25 N	Elon	2	5					86 A	UNCG	3	2	156 H	Appalachian St.	3	2				
												161 H	Ga. Southern	2	1				
												172 H	USC Upstate	7	0				
												172 H	USC Upstate	2	0				
												175 A	Lipscomb	3	0				
												175 H	Lipscomb	2	1				
												178 H	Stetson	2	0				
												182 A	Fla. Atlantic	0	1				
												194 A	Jacksonville	1	0				
LAST 10 GAMES																			

Non-Div. I Games:

North Florida

Average RPI Win:	138	WON-LOST RECORD	WINNING PCT. RANK	LAST 10 GAMES	STRENGTH OF SCHEDULE	OPP. STRENGTH OF SCHEDULE	TEAM RPI	ADJ RPI	CONF. RPI	ADJ CONF. RPI	
DIV. I ONLY	10-4-5	.65789	34	6-1-3	152	89	74	.51529	69	15	15
DIV. I NON-CONF.	7-2-2	.72727	32	3-0-0	146	56	76	.50942	76	17	17
<hr/>											
TOTALS	RPI 1-25	RPI 26-50		W-L RECORDS	RPI 51-100		RPI 101-150		RPI 150+		
10-4-5	0-0-0	0-1-2		OVERALL	2-1-2		4-2-1		4-0-0		
5-0-2	0-0-0	0-0-1		HOME	1-0-1		2-0-0		2-0-0		
2-4-3	0-0-0	0-1-1		AWAY	1-1-1		1-2-1		0-0-0		
3-0-0	0-0-0	0-0-0		NEUTRAL	0-0-0		1-0-0		2-0-0		
<hr/>											
7-2-2	0-0-0	0-0-1		NON-CONFERENCE	2-1-1		3-1-0		2-0-0		
3-0-1	0-0-0	0-0-1		HOME	1-0-0		2-0-0		0-0-0		
2-2-1	0-0-0	0-0-		AWAY	1-1-1		1-1-0		0-0-0		
2-0-0	0-0-0	0-0-0		NEUTRAL	0-0-0		0-0-0		2-0-0		
<hr/>											
3-2-3	0-0-0	0-1-1		CONFERENCE	0-0-1		1-1-1		2-0-0		
2-0-1	0-0-0	0-0-0		HOME	0-0-1		0-0-0		2-0-0		
0-2-2	0-0-0	0-1-1		AWAY	0-0-0		0-1-1		0-0-0		
1-0-0	0-0-0	0-0-0		NEUTRAL	0-0-0		1-0-0		0-0-0		
<hr/>											
RPI S	Opponent	Score	RPI S	Opponent	Score	RPI S	Opponent	Score	RPI S	Opponent	Score
			39 A	SIUE	0 1	55 H	Northwestern	2 0	101 A	UC Irvine	0 1
			39 A	SIUE	0 0	62 A	CSUN	1 2	104 A	Missouri St.	0 0
			45 H	Butler	1 1	75 A	Ill.-Chicago	1 0	104 N	Missouri St.	1 0
						78 H	Drake	1 1	126 H	DePaul	3 0
						99 A	Valparaiso	0 0	128 A	Bradley	0 1
									134 A	Northern Ill.	1 0
									140 H	Fordham	2 1
									178 N	Stetson	1 0
									182 N	Fla. Atlantic	1 0
									187 H	Evansville	1 0
									198 H	Central Ark.	3 0
<hr/>											
			LAST 10 GAMES								
			39 A	SIUE	0 0	134 A	Northern Ill.	1 0			
			104 N	Missouri St.	1 0	198 H	Central Ark.	3 0			
			39 A	SIUE	0 1	75 A	Ill.-Chicago	1 0			
			78 H	Drake	1 1	104 A	Missouri St.	0 0			
			55 H	Northwestern	2 0	187 H	Evansville	1 0			

Non-Div. I Games:

Loyola Chicago

Average RPI Win: 141		WON-LOST RECORD		WINNING PCT. RANK		LAST 10 GAMES		STRENGTH OF SCHEDULE		OPP. STRENGTH OF SCHEDULE		TEAM RPI		ADJ RPI		CONF. RPI		ADJ CONF. RPI	
DIV. I ONLY		11-6-3		.625 51		5-2-3		142		126		80		.51525 70		14		14	
DIV. I NON-CONF.		5-3-0		.625 54		0-0-0		62		86		42		.54641 41		15		15	
TOTALS		RPI 1-25		RPI 26-50		W-L RECORDS		RPI 51-100		RPI 101-150		RPI 150+							
11-6-3		0-2-0		1-0-0		OVERALL		2-4-2		2-0-1		6-0-0							
6-2-0		0-0-0		0-0-0		HOME		1-2-0		1-0-0		4-0-0							
5-3-2		0-2-0		1-0-0		AWAY		1-1-1		1-0-1		2-0-0							
0-1-1		0-0-0		0-0-0		NEUTRAL		0-1-1		0-0-0		0-0-0							
5-3-0		0-2-0		1-0-0		NON-CONFERENCE		0-1-0		1-0-0		3-0-0							
2-0-0		0-0-0		0-0-0		HOME		0-0-0		0-0-0		2-0-0							
3-2-0		0-2-0		1-0-		AWAY		0-0-0		1-0-0		1-0-0							
0-1-0		0-0-0		0-0-0		NEUTRAL		0-1-0		0-0-0		0-0-0							
6-3-3		0-0-0		0-0-0		CONFERENCE		2-3-2		1-0-1		3-0-0							
4-2-0		0-0-0		0-0-0		HOME		1-2-0		1-0-0		2-0-0							
2-1-2		0-0-0		0-0-0		AWAY		1-1-1		0-0-1		1-0-0							
0-0-1		0-0-0		0-0-0		NEUTRAL		0-0-1		0-0-0		0-0-0							
RPI	S	Opponent		Score		RPI	S	Opponent		Score		RPI	S	Opponent		Score			
2	A	Clemson		1	4	33	A	Utah Valley		1	0	74	A	ETSU		1	0		
19	A	South Carolina		1	2							74	H	ETSU		3	0		
												77	N	UNLV		0	2		
												86	A	UNCG		1	2		
												86	H	UNCG		2	3		
												91	A	Furman		1	1		
												91	H	Furman		0	1		
												91	N	Furman		0	0		

Non-Div. I Games:

Mercer

Average RPI Win:	120	WON-LOST	WINNING	LAST 10	STRENGTH OF	OPP. STRENGTH	TEAM	ADJ	CONF.	ADJ CONF.	
Average RPI Loss:	87	RECORD	PCT. RANK	GAMES	SCHEDULE	OF SCHEDULE	RPI	RPI	RPI	RPI	
DIV. I ONLY	10-8-1	.55263	82	6-3-1	67	140	67	.51465	71	16	17
DIV. I NON-CONF.	3-5-0	.375	153	0-1-0	61	74	53	.53179	52	21	20
TOTALS	RPI 1-25	RPI 26-50	W-L RECORDS	RPI 51-100	RPI 101-150	RPI 150+					
10-8-1	0-0-0	0-2-0	OVERALL	5-4-0	2-1-1	3-1-0					
3-5-0	0-0-0	0-2-0	HOME	1-1-0	1-1-0	1-1-0					
5-3-1	0-0-0	0-0-0	AWAY	3-3-0	0-0-1	2-0-0					
2-0-0	0-0-0	0-0-0	NEUTRAL	1-0-0	1-0-0	0-0-0					
3-5-0	0-0-0	0-2-0	NON-CONFERENCE	2-3-0	0-0-0	1-0-0					
1-3-0	0-0-0	0-2-0	HOME	0-1-0	0-0-0	1-0-0					
2-2-0	0-0-0	0-0-	AWAY	2-2-0	0-0-0	0-0-0					
0-0-0	0-0-0	0-0-0	NEUTRAL	0-0-0	0-0-0	0-0-0					
7-3-1	0-0-0	0-0-0	CONFERENCE	3-1-0	2-1-1	2-1-0					
2-2-0	0-0-0	0-0-0	HOME	1-0-0	1-1-0	0-1-0					
3-1-1	0-0-0	0-0-0	AWAY	1-1-0	0-0-1	2-0-0					
2-0-0	0-0-0	0-0-0	NEUTRAL	1-0-0	1-0-0	0-0-0					
RPI S	Opponent	Score	RPI S	Opponent	Score	RPI S	Opponent	Score	RPI S	Opponent	Score
39 H	SIUE	0 1	51 A	Dayton	2 0	108 H	Cleveland St.	3 4	108 N	Cleveland St.	1 0
46 H	Michigan	1 4	63 A	Michigan St.	0 2	148 A	Northern Ky.	1 1	149 H	Detroit	2 0
			75 A	Ill.-Chicago	0 1	162 H	Western Ill.	3 0	166 A	Green Bay	1 0
			89 A	Wright St.	2 0	174 H	Milwaukee	0 1	195 A	Belmont	2 0
			89 N	Wright St.	1 0						
			94 A	UMBC	1 2						
			95 A	Navy	3 2						
			97 H	Cincinnati	0 3						
			99 H	Valparaiso	2 1						
LAST 10 GAMES											
89 N	Wright St.	1 0	75 A	Ill.-Chicago	0 1						
108 N	Cleveland St.	1 0	149 H	Detroit	2 0						
89 A	Wright St.	2 0	166 A	Green Bay	1 0						
99 H	Valparaiso	2 1	108 H	Cleveland St.	3 4						
63 A	Michigan St.	0 2	148 A	Northern Ky.	1 1						

Non-Div. I Games:

Oakland

Average RPI Win: 98		WON-LOST	WINNING	LAST 10	STRENGTH OF		OPP. STRENGTH	TEAM	ADJ		CONF.	ADJ CONF.
Average RPI Loss: 51		RECORD	PCT. RANK	GAMES	SCHEDULE		OF SCHEDULE	RPI	RPI		RPI	RPI
DIV. I ONLY		8-9-1	.47222	118	3-6-1		44	30	69		.51412	72
DIV. I NON-CONF.		5-3-0	.625	54	0-0-0		144	72	120		.46719	120
TOTALS		RPI 1-25	RPI 26-50		W-L RECORDS		RPI 51-100		RPI 101-150		RPI 150+	
8-9-1		1-4-0	0-3-1		OVERALL		4-1-0		1-0-0		2-1-0	
4-4-0		1-2-0	0-2-0		HOME		2-0-0		1-0-0		0-0-0	
2-5-1		0-2-0	0-1-1		AWAY		1-1-0		0-0-0		1-1-0	
2-0-0		0-0-0	0-0-0		NEUTRAL		1-0-0		0-0-0		1-0-0	
5-3-0		0-1-0	0-0-0		NON-CONFERENCE		2-1-0		1-0-0		2-1-0	
2-1-0		0-1-0	0-0-0		HOME		1-0-0		1-0-0		0-0-0	
1-2-0		0-0-0	0-0-		AWAY		0-1-0		0-0-0		1-1-0	
2-0-0		0-0-0	0-0-0		NEUTRAL		1-0-0		0-0-0		1-0-0	
3-6-1		1-3-0	0-3-1		CONFERENCE		2-0-0		0-0-0		0-0-0	
2-3-0		1-1-0	0-2-0		HOME		1-0-0		0-0-0		0-0-0	
1-3-1		0-2-0	0-1-1		AWAY		1-0-0		0-0-0		0-0-0	
0-0-0		0-0-0	0-0-0		NEUTRAL		0-0-0		0-0-0		0-0-0	
RPI S	Opponent	Score	RPI S	Opponent	Score	RPI S	Opponent	Score	RPI S	Opponent	Score	
8 A	Stanford	0 <span>3</span>	43 A	California	2 <span>2</span>	63 H	Michigan St.	1 0	138 H	Marquette	1 0	
8 H	Stanford	0 <span>2</span>	43 H	California	1 <span>2</span>	67 N	Vermont	1 0	157 A	Duquesne	3 2	
9 H	Seattle	1 <span>2</span>	49 A	Washington	0 <span>1</span>	85 A	San Diego St.	3 1	168 N	Cornell	2 0	
20 A	UCLA	1 <span>4</span>	49 H	Washington	0 <span>1</span>	85 H	San Diego St.	1 0	170 A	Portland	0 <span>1</span>	
20 H	UCLA	1 0				100 A	Gonzaga	1 <span>2</span>				
LAST 10 GAMES												
			49 H	Washington	0 <span>1</span>	49 A	Washington	0 <span>1</span>				
			85 A	San Diego St.	3 1	8 A	Stanford	0 <span>3</span>				
			20 A	UCLA	1 <span>4</span>	43 A	California	2 <span>2</span>				
			43 H	California	1 <span>2</span>	85 H	San Diego St.	1 0				
			8 H	Stanford	0 <span>2</span>	20 H	UCLA	1 0				

Non-Div. I Games:

Oregon St.



Average RPI Win: 150		WON-LOST	WINNING	LAST 10	STRENGTH OF		OPP. STRENGTH	TEAM	ADJ		CONF.	ADJ CONF.
Average RPI Loss: 109		RECORD	PCT. RANK	GAMES	SCHEDULE		OF SCHEDULE	RPI	RPI		RPI	RPI
DIV. I ONLY		11-4-4	.68421	26	5-3-2		157	114	66		.51396	73
DIV. I NON-CONF.		8-2-3	.73077	30	2-1-1		170	120	82		.50141	81
TOTALS		RPI 1-25	RPI 26-50		W-L RECORDS		RPI 51-100		RPI 101-150		RPI 150+	
11-4-4		0-0-1	0-0-1		OVERALL		1-2-1		4-1-1		6-1-0	
7-1-2		0-0-1	0-0-0		HOME		1-1-1		2-0-0		4-0-0	
4-2-2		0-0-0	0-0-1		AWAY		0-1-0		2-1-1		2-0-0	
0-1-0		0-0-0	0-0-0		NEUTRAL		0-0-0		0-0-0		0-1-0	
8-2-3		0-0-0	0-0-1		NON-CONFERENCE		1-2-1		2-0-1		5-0-0	
5-1-1		0-0-0	0-0-0		HOME		1-1-1		1-0-0		3-0-0	
3-1-2		0-0-0	0-1-		AWAY		0-1-0		1-0-1		2-0-0	
0-0-0		0-0-0	0-0-0		NEUTRAL		0-0-0		0-0-0		0-0-0	
3-2-1		0-0-1	0-0-0		CONFERENCE		0-0-0		2-1-0		1-1-0	
2-0-1		0-0-1	0-0-0		HOME		0-0-0		1-0-0		1-0-0	
1-1-0		0-0-0	0-0-0		AWAY		0-0-0		1-1-0		0-0-0	
0-1-0		0-0-0	0-0-0		NEUTRAL		0-0-0		0-0-0		0-1-0	
RPI S	Opponent	Score	RPI S	Opponent	Score	RPI S	Opponent	Score	RPI S	Opponent	Score	
6	H Akron	1 1	46	A Michigan	0 0	51	H Dayton	1 1	105	H Bowling Green	2 1	
						63	A Michigan St.	1 2	115	A West Virginia	0 1	
						92	H Marshall	2 0	128	A Bradley	1 0	
						99	H Valparaiso	0 2	134	A Northern Ill.	1 0	
									135	H St. Mary's (CA)	1 0	
									149	A Detroit	0 0	
									159	H Buffalo	1 0	
									159	N Buffalo	1 2	
									162	H Western Ill.	1 0	
									166	H Green Bay	3 0	
									183	A IPFW	1 0	
									185	A IUPUI	1 0	
									203	H St. Bonaventure	8 0	
LAST 10 GAMES												
	159	N Buffalo	1	2		6	H Akron	1	1			
	159	H Buffalo	1	0		166	H Green Bay	3	0			
	128	A Bradley	1	0		105	H Bowling Green	2	1			
	134	A Northern Ill.	1	0		63	A Michigan St.	1	2			
	46	A Michigan	0	0		115	A West Virginia	0	1			

Non-Div. I Games:

Western Mich.

Average RPI Win: 131		WON-LOST RECORD	WINNING PCT. RANK		LAST 10 GAMES		STRENGTH OF SCHEDULE		OPP. STRENGTH OF SCHEDULE		TEAM RPI	ADJ RPI		CONF. RPI	ADJ CONF. RPI		
Average RPI Loss: 85																	
DIV. I ONLY		8-7-4	.52632	94	4-4-2		33		174		71	.51395	74	14	14		
DIV. I NON-CONF.		3-2-1	.58333	71	0-0-0		7		143		35	.55623	36	15	15		
TOTALS		RPI 1-25		RPI 26-50		W-L RECORDS		RPI 51-100		RPI 101-150		RPI 150+					
8-7-4		0-1-0		1-0-1		OVERALL		1-4-3		3-1-0		3-1-0					
6-3-2		0-0-0		1-0-0		HOME		0-3-2		3-0-0		2-0-0					
2-4-2		0-1-0		0-0-1		AWAY		1-1-1		0-1-0		1-1-0					
0-0-0		0-0-0		0-0-0		NEUTRAL		0-0-0		0-0-0		0-0-0					
3-2-1		0-1-0		1-0-1		NON-CONFERENCE		0-0-0		1-0-0		1-1-0					
3-0-0		0-0-0		1-0-0		HOME		0-0-0		1-0-0		1-0-0					
0-2-1		0-1-0		0-1-		AWAY		0-0-0		0-0-0		0-1-0					
0-0-0		0-0-0		0-0-0		NEUTRAL		0-0-0		0-0-0		0-0-0					
5-5-3		0-0-0		0-0-0		CONFERENCE		1-4-3		2-1-0		2-0-0					
3-3-2		0-0-0		0-0-0		HOME		0-3-2		2-0-0		1-0-0					
2-2-1		0-0-0		0-0-0		AWAY		1-1-1		0-1-0		1-0-0					
0-0-0		0-0-0		0-0-0		NEUTRAL		0-0-0		0-0-0		0-0-0					
RPI	S	Opponent		Score		RPI	S	Opponent		Score		RPI	S	Opponent		Score	
2	A	Clemson		1	3	26	A	Radford		1	1	70	A	Mercer		0	3
						31	H	Kentucky		3	1	70	H	Mercer		0	1
												86	A	UNCG		1	1
												86	H	UNCG		1	1
												86	H	UNCG		1	1
												91	A	Furman		2	0
												91	H	Furman		0	2
												91	H	Furman		0	1

Non-Div. I Games:

ETSU

Average RPI Win:	130	WON-LOST RECORD	WINNING PCT. RANK	LAST 10 GAMES		STRENGTH OF SCHEDULE	OPP. STRENGTH OF SCHEDULE	TEAM RPI	ADJ RPI	CONF. RPI	ADJ CONF. RPI	
DIV. I ONLY		9-6-3	.58333	66	5-3-2	93	127	73	.51314	75	16	17
DIV. I NON-CONF.		3-4-1	.4375	138	0-1-0	83	59	63	.52199	64	21	20
<hr/>												
TOTALS	RPI 1-25		RPI 26-50		W-L RECORDS		RPI 51-100		RPI 101-150		RPI 150+	
9-6-3	0-1-0		0-0-1		OVERALL		3-3-0		3-2-1		3-0-1	
4-4-1	0-0-0		0-0-1		HOME		2-3-0		1-1-0		1-0-0	
4-2-2	0-1-0		0-0-0		AWAY		1-0-0		2-1-1		1-0-1	
1-0-0	0-0-0		0-0-0		NEUTRAL		0-0-0		0-0-0		1-0-0	
3-4-1	0-1-0		0-0-1		NON-CONFERENCE		0-2-0		2-1-0		1-0-0	
1-2-1	0-0-0		0-0-1		HOME		0-2-0		1-0-0		0-0-0	
1-2-0	0-1-0		0-0-		AWAY		0-0-0		1-1-0		0-0-0	
1-0-0	0-0-0		0-0-0		NEUTRAL		0-0-0		0-0-0		1-0-0	
6-2-2	0-0-0		0-0-0		CONFERENCE		3-1-0		1-1-1		2-0-1	
3-2-0	0-0-0		0-0-0		HOME		2-1-0		0-1-0		1-0-0	
3-0-2	0-0-0		0-0-0		AWAY		1-0-0		1-0-1		1-0-1	
0-0-0	0-0-0		0-0-0		NEUTRAL		0-0-0		0-0-0		0-0-0	
RPI S	Opponent	Score	RPI S	Opponent	Score	RPI S	Opponent	Score	RPI S	Opponent	Score	
12 A	SMU	1 2	45 H	Butler	1 1	55 H	Northwestern	1 2	108 H	Cleveland St.	0 1	
						69 H	Loyola Chicago	0 1	117 A	UAB	1 3	
						71 H	Oakland	1 0	126 A	DePaul	1 0	
						89 H	Wright St.	1 2	128 H	Bradley	2 0	
						89 H	Wright St.	2 1	148 A	Northern Ky.	1 0	
						99 A	Valparaiso	1 0	149 A	Detroit	2 2	
									152 N	Georgia St.	2 0	
									166 H	Green Bay	2 0	
									174 A	Milwaukee	1 1	
									195 A	Belmont	4 1	
<hr/>												
LAST 10 GAMES												
89 H Wright St.						1	2	149 A Detroit		2	2	
108 H Cleveland St.						0	1	69 H Loyola Chicago		0	1	
195 A Belmont						4	1	148 A Northern Ky.		1	0	
99 A Valparaiso						1	0	89 H Wright St.		2	1	
71 H Oakland						1	0	174 A Milwaukee		1	1	

**Non-Div. I Games:**

Ill.-Chicago

Average RPI Win:	163	WON-LOST	WINNING	LAST 10	STRENGTH OF	OPP. STRENGTH	TEAM	ADJ	CONF.	ADJ CONF.	
Average RPI Loss:	80	RECORD	PCT. RANK	GAMES	SCHEDULE	OF SCHEDULE	RPI	RPI	RPI	RPI	
DIV. I ONLY	13-4-4	.71429	16	6-1-3	186	161	76	.51234	76	22	23
DIV. I NON-CONF.	4-3-1	.5625	76	0-0-0	193	19	88	.49685	85	23	22
<hr/>											
TOTALS	RPI 1-25	RPI 26-50		W-L RECORDS	RPI 51-100		RPI 101-150		RPI 150+		
13-4-4	0-0-0	0-0-1		OVERALL	1-4-1		3-0-0		9-0-2		
8-1-1	0-0-0	0-0-1		HOME	1-1-0		1-0-0		6-0-0		
3-2-3	0-0-0	0-0-0		AWAY	0-2-1		1-0-0		2-0-2		
2-1-0	0-0-0	0-0-0		NEUTRAL	0-1-0		1-0-0		1-0-0		
<hr/>											
4-3-1	0-0-0	0-0-1		NON-CONFERENCE	1-3-0		1-0-0		2-0-0		
3-1-1	0-0-0	0-0-1		HOME	1-1-0		0-0-0		2-0-0		
1-2-0	0-0-0	0-0-		AWAY	0-2-0		1-0-0		0-0-0		
0-0-0	0-0-0	0-0-0		NEUTRAL	0-0-0		0-0-0		0-0-0		
<hr/>											
9-1-3	0-0-0	0-0-0		CONFERENCE	0-1-1		2-0-0		7-0-2		
5-0-0	0-0-0	0-0-0		HOME	0-0-0		1-0-0		4-0-0		
2-0-3	0-0-0	0-0-0		AWAY	0-0-1		0-0-0		2-0-2		
2-1-0	0-0-0	0-0-0		NEUTRAL	0-1-0		1-0-0		1-0-0		
<hr/>											
RPI	S	Opponent	Score	RPI	S	Opponent	Score	RPI	S	Opponent	Score
				32	H	Rutgers	0 0	61	A	Providence	0 2
								64	A	UMass Lowell	0 1
								65	H	Villanova	3 1
								96	H	Hartford	1 3
								98	A	Rider	1 1
								98	N	Rider	2 3
								120	A	Holy Cross	1 0
								132	H	Iona	1 0
								132	N	Iona	2 1
								151	H	Siena	2 0
								158	A	Fairfield	0 0
								164	A	Marist	2 2
								169	H	Saint Peter's	3 1
								181	A	Canisius	2 0
								184	H	Seton Hall	4 1
								188	A	Manhattan	2 1
								188	N	Manhattan	2 1
								196	H	Quinnipiac	3 1
								202	H	Howard	5 0
								206	H	Niagara	5 3
<hr/>											
LAST 10 GAMES											
				98	N	Rider	2 3	188	A	Manhattan	2 1
				132	N	Iona	2 1	158	A	Fairfield	0 0
				188	N	Manhattan	2 1	169	H	Saint Peter's	3 1
				164	A	Marist	2 2	196	H	Quinnipiac	3 1
				206	H	Niagara	5 3	98	A	Rider	1 1

Non-Div. I Games:

Monmouth

UNLV

Average RPI Win: 127		WON-LOST RECORD		WINNING PCT. RANK		LAST 10 GAMES		STRENGTH OF SCHEDULE		OPP. STRENGTH OF SCHEDULE		TEAM RPI		ADJ RPI		CONF. RPI		ADJ CONF. RPI	
DIV. I ONLY		12-7-1		.625 51		5-4-1		130		118		65		.51217 77		12		12	
DIV. I NON-CONF.		6-2-0		.75 22		0-0-0		155		113		84		.50036 83		20		18	
TOTALS		RPI 1-25		RPI 26-50		W-L RECORDS		RPI 51-100		RPI 101-150		RPI 150+							
12-7-1		0-1-0		1-2-0		OVERALL		3-1-0		6-2-1		2-1-0							
6-2-0		0-1-0		1-0-0		HOME		1-0-0		2-0-0		2-1-0							
3-4-1		0-0-0		0-1-0		AWAY		1-1-0		2-2-1		0-0-0							
3-1-0		0-0-0		0-1-0		NEUTRAL		1-0-0		2-0-0		0-0-0							
6-2-0		0-0-0		0-1-0		NON-CONFERENCE		3-1-0		1-0-0		2-0-0							
3-0-0		0-0-0		0-0-0		HOME		1-0-0		0-0-0		2-0-0							
1-2-0		0-0-0		0-0-		AWAY		1-1-0		0-0-0		0-0-0							
2-0-0		0-0-0		0-0-0		NEUTRAL		1-0-0		1-0-0		0-0-0							
6-5-1		0-1-0		1-1-0		CONFERENCE		0-0-0		5-2-1		0-1-0							
3-2-0		0-1-0		1-0-0		HOME		0-0-0		2-0-0		0-1-0							
2-2-1		0-0-0		0-0-0		AWAY		0-0-0		2-2-1		0-0-0							
1-1-0		0-0-0		0-1-0		NEUTRAL		0-0-0		1-0-0		0-0-0							
RPI	S	Opponent		Score	RPI	S	Opponent		Score	RPI	S	Opponent		Score					
9	H	Seattle		2 3	30	A	Cal Poly		1 2	70	N	Mercer		2 0					
					33	H	Utah Valley		2 1	84	A	Loyola Marymount		0 2					
					33	N	Utah Valley		0 1	85	A	San Diego St.		3 2					
										100	H	Gonzaga		1 0					
													103	A	CSU Bakersfield		1 1		
													121	A	Air Force		1 2		
													128	N	Bradley		4 1		
													129	H	Houston Baptist		2 1		
													136	A	UMKC		2 3		
													142	H	Incarnate Word		5 1		
													147	A	San Jose St.		1 0		
													147	N	San Jose St.		3 1		
													150	A	Grand Canyon		4 0		
													191	H	Saint Joseph's		3 2		
													192	H	UTRGV		0 1		
													197	H	Pacific		2 0		
LAST 10 GAMES																			
					33	N	Utah Valley		0 1	33	H	Utah Valley		2 1					
					147	N	San Jose St.		3 1	9	H	Seattle		2 3					
					150	A	Grand Canyon		4 0	142	H	Incarnate Word		5 1					
					121	A	Air Force		1 2	103	A	CSU Bakersfield		1 1					
					136	A	UMKC		2 3	147	A	San Jose St.		1 0					

Non-Div. I Games:

UNLV

Drake		Average RPI Win:	149	WON-LOST RECORD	WINNING PCT. RANK	18	LAST 10 GAMES	5-2-3	STRENGTH OF SCHEDULE	192	OPP. STRENGTH OF SCHEDULE	130	TEAM RPI	77	ADJ RPI	.51172	78	CONF. RPI	15	ADJ CONF. RPI	15
Average RPI Loss:		65						1-1-1		168		136		75		.50718	78		17		17
DIV. I ONLY				12-4-3	.71053	18		5-2-3		192		130		77		.51172	78		15		15
DIV. I NON-CONF.				6-3-1	.65	50		1-1-1		168		136		75		.50718	78		17		17
TOTALS		RPI 1-25			RPI 26-50		W-L RECORDS		RPI 51-100			RPI 101-150		RPI 150+							
12-4-3	0-1-0				1-2-0		OVERALL		0-0-1			5-0-2		6-1-0							
4-1-2	0-0-0				0-1-0		HOME		0-0-0			3-0-2		1-0-0							
4-3-1	0-1-0				1-1-0		AWAY		0-0-1			0-0-0		3-1-0							
4-0-0	0-0-0				0-0-0		NEUTRAL		0-0-0			2-0-0		2-0-0							
6-3-1	0-1-0				0-1-0		NON-CONFERENCE		0-0-0			3-0-1		3-1-0							
3-0-1	0-0-0				0-0-0		HOME		0-0-0			2-0-1		1-0-0							
1-3-0	0-1-0				0-0-		AWAY		0-0-0			0-0-0		1-1-0							
2-0-0	0-0-0				0-0-0		NEUTRAL		0-0-0			1-0-0		1-0-0							
6-1-2	0-0-0				1-1-0		CONFERENCE		0-0-1			2-0-1		3-0-0							
1-1-1	0-0-0				0-1-0		HOME		0-0-0			1-0-1		0-0-0							
3-0-1	0-0-0				1-0-0		AWAY		0-0-1			0-0-0		2-0-0							
2-0-0	0-0-0				0-0-0		NEUTRAL		0-0-0			1-0-0		1-0-0							
RPI	S	Opponent	Score		RPI	S	Opponent	Score		RPI	S	Opponent	Score		RPI	S	Opponent	Score			
10	A	Creighton	1	2	39	A	SIUE	1	0	69	A	Loyola Chicago	1	1	104	H	Missouri St.	2	1		
					39	H	SIUE	2	3						121	N	Air Force	2	1		
					45	A	Butler	0	4						126	H	DePaul	3	2		
															128	H	Bradley	1	1		
															128	N	Bradley	1	0		
															133	H	Omaha	1	1		
															136	H	UMKC	4	0		
															162	A	Western Ill.	1	0		
															166	A	Green Bay	0	1		
															187	A	Evansville	3	1		
															195	N	Belmont	1	0		
															197	H	Pacific	2	1		
															198	A	Central Ark.	1	0		
															198	N	Central Ark.	2	0		
LAST 10 GAMES																					
					39	A	SIUE	1	0			39	H	SIUE	2	3					
					128	N	Bradley	1	0			133	H	Omaha	1	1					
					198	N	Central Ark.	2	0			162	A	Western Ill.	1	0					
					128	H	Bradley	1	1			198	A	Central Ark.	1	0					
					69	A	Loyola Chicago	1	1			10	A	Creighton	1	2					

Non-Div. I Games:

Drake

Average RPI Win: 101		WON-LOST	WINNING	LAST 10	STRENGTH OF	OPP. STRENGTH	TEAM	ADJ	CONF.	ADJ CONF.				
Average RPI Loss: 49		RECORD	PCT. RANK	GAMES	SCHEDULE	OF SCHEDULE	RPI	RPI	RPI	RPI				
DIV. I ONLY		7-8-3	.47222	118	3-6-1	70	33	91	.51027	79	3	3		
DIV. I NON-CONF.		4-3-1	.5625	76	1-2-0	128	96	123	.46851	117	2	2		
<hr/>														
TOTALS		RPI 1-25	RPI 26-50		W-L RECORDS	RPI 51-100		RPI 101-150		RPI 150+				
7-8-3	1-3-1		1-1-0		OVERALL	2-3-1		0-1-1		3-0-0				
4-3-1	1-1-0		0-1-0		HOME	1-1-1		0-0-0		2-0-0				
2-5-2	0-2-1		1-0-0		AWAY	0-2-0		0-1-1		1-0-0				
1-0-0	0-0-0		0-0-0		NEUTRAL	1-0-0		0-0-0		0-0-0				
<hr/>														
4-3-1	0-1-0		0-0-0		NON-CONFERENCE	1-1-1		0-1-0		3-0-0				
3-0-1	0-0-0		0-0-0		HOME	1-0-1		0-0-0		2-0-0				
1-3-0	0-1-0		0-0-		AWAY	0-1-0		0-1-0		1-0-0				
0-0-0	0-0-0		0-0-0		NEUTRAL	0-0-0		0-0-0		0-0-0				
<hr/>														
3-5-2	1-2-1		1-1-0		CONFERENCE	1-2-0		0-0-1		0-0-0				
1-3-0	1-1-0		0-1-0		HOME	0-1-0		0-0-0		0-0-0				
1-2-2	0-1-1		1-0-0		AWAY	0-1-0		0-0-1		0-0-0				
1-0-0	0-0-0		0-0-0		NEUTRAL	1-0-0		0-0-0		0-0-0				
<hr/>														
RPI	S	Opponent	Score		RPI	S	Opponent	Score		RPI	S	Opponent	Score	
6	A	Akron	0	1	32	A	Rutgers	2	0	55	H	Northwestern	1	2
11	A	Ohio St.	1	1	46	H	Michigan	0	2	63	A	Michigan St.	1	2
11	A	Ohio St.	0	1						63	N	Michigan St.	2	1
13	H	Maryland	3	4						83	A	Temple	0	2
21	H	Indiana	1	0						84	H	Loyola Marymount	3	0
										95	H	Navy	1	1

Non-Div. I Games:

Penn St.

Average RPI Win:	149	WON-LOST RECORD	WINNING PCT. RANK	LAST 10 GAMES	STRENGTH OF SCHEDULE	OPP. STRENGTH OF SCHEDULE	TEAM RPI	ADJ RPI	CONF. RPI	ADJ CONF. RPI		
DIV. I ONLY		10-5-1	.65625	40	6-4-0	180	113	82	.50953	80	13	13
DIV. I NON-CONF.		6-2-1	.72222	33	2-1-0	162	149	80	.5041	80	11	10
<hr/>												
TOTALS	RPI 1-25	RPI 26-50		W-L RECORDS		RPI 51-100		RPI 101-150		RPI 150+		
10-5-1	0-1-0	0-1-0		OVERALL		3-2-1		0-1-0		7-0-0		
4-2-1	0-0-0	0-1-0		HOME		0-1-1		0-0-0		4-0-0		
6-3-0	0-1-0	0-0-0		AWAY		3-1-0		0-1-0		3-0-0		
0-0-0	0-0-0	0-0-0		NEUTRAL		0-0-0		0-0-0		0-0-0		
<hr/>												
6-2-1	0-0-0	0-0-0		NON-CONFERENCE		2-1-1		0-1-0		4-0-0		
2-0-1	0-0-0	0-0-0		HOME		0-0-1		0-0-0		2-0-0		
4-2-0	0-0-0	0-0-		AWAY		2-1-0		0-1-0		2-0-0		
0-0-0	0-0-0	0-0-0		NEUTRAL		0-0-0		0-0-0		0-0-0		
<hr/>												
4-3-0	0-1-0	0-1-0		CONFERENCE		1-1-0		0-0-0		3-0-0		
2-2-0	0-0-0	0-1-0		HOME		0-1-0		0-0-0		2-0-0		
2-1-0	0-1-0	0-0-0		AWAY		1-0-0		0-0-0		1-0-0		
0-0-0	0-0-0	0-0-0		NEUTRAL		0-0-0		0-0-0		0-0-0		
<hr/>												
RPI	S	Opponent	Score	RPI	S	Opponent	Score	RPI	S	Opponent	Score	
24	A	Dartmouth	1 2	38	H	Harvard	0 2	52	H	New Hampshire	1 1	
								56	H	Brown	1 2	
								61	A	Providence	2 1	
								81	A	Delaware	1 0	
								82	A	Princeton	2 0	
								83	A	Temple	1 3	
								140	A	Fordham	0 1	
								164	A	Marist	2 0	
								165	H	Massachusetts	1 0	
								168	A	Cornell	1 0	
								177	H	Penn	2 1	
								189	A	Drexel	1 0	
								200	H	Sacred Heart	1 0	
								201	H	Yale	2 1	

Non-Div. I Games:

Columbia



Average RPI Win: 123		WON-LOST RECORD		WINNING PCT. RANK		LAST 10 GAMES		STRENGTH OF SCHEDULE		OPP. STRENGTH OF SCHEDULE		TEAM RPI		ADJ RPI		CONF. RPI		ADJ CONF. RPI	
DIV. I ONLY		10-7-4		.57143 75		6-2-2		129		79		89		.50896 81		11		11	
DIV. I NON-CONF.		4-4-2		.5 99		1-0-0		131		95		95		.49425 89		8		8	
TOTALS		RPI 1-25		RPI 26-50		W-L RECORDS		RPI 51-100		RPI 101-150		RPI 150+							
10-7-4		1-1-1		1-2-0		OVERALL		1-2-2		2-2-0		5-0-1							
5-2-3		0-1-0		1-0-0		HOME		1-1-2		0-0-0		3-0-1							
5-5-0		1-0-0		0-2-0		AWAY		0-1-0		2-2-0		2-0-0							
0-0-1		0-0-1		0-0-0		NEUTRAL		0-0-0		0-0-0		0-0-0							
4-4-2		1-0-0		1-0-0		NON-CONFERENCE		0-2-1		0-2-0		2-0-1							
2-1-2		0-0-0		1-0-0		HOME		0-1-1		0-0-0		1-0-1							
2-3-0		1-0-0		0-0-		AWAY		0-1-0		0-2-0		1-0-0							
0-0-0		0-0-0		0-0-0		NEUTRAL		0-0-0		0-0-0		0-0-0							
6-3-2		0-1-1		0-2-0		CONFERENCE		1-0-1		2-0-0		3-0-0							
3-1-1		0-1-0		0-0-0		HOME		1-0-1		0-0-0		2-0-0							
3-2-0		0-0-0		0-2-0		AWAY		0-0-0		2-0-0		1-0-0							
0-0-1		0-0-1		0-0-0		NEUTRAL		0-0-0		0-0-0		0-0-0							
RPI S	Opponent		Score		RPI S	Opponent		Score		RPI S	Opponent		Score		RPI S	Opponent		Score	
13 A	Maryland		2	1	42 A	Hofstra		0	1	60 H	UNCW		3	1	102 A	William & Mary		3	1
25 H	Elon		0	1	42 A	Hofstra		0	2	60 H	UNCW		1	1	107 A	Virginia Tech		1	4
25 N	Elon		2	2	44 H	Lehigh		3	2	65 A	Villanova		1	2	113 A	Col. of Charleston		2	0
										80 H	Columbia		0	1	132 A	Iona		0	3
										83 H	Temple		0	0	155 A	Northeastern		3	2
															158 H	Fairfield		2	2
															176 H	James Madison		4	0
															184 A	Seton Hall		2	1
															189 H	Drexel		5	1
															198 H	Central Ark.		1	0
LAST 10 GAMES																			
42 A	Hofstra		0	2	60 H	UNCW		1	1										
25 N	Elon		2	2	13 A	Maryland		2	1										
60 H	UNCW		3	1	155 A	Northeastern		3	2										
102 A	William & Mary		3	1	189 H	Drexel		5	1										
176 H	James Madison		4	0	42 A	Hofstra		0	1										

Non-Div. I Games:

Delaware

Average RPI Win:		133	WON-LOST RECORD		WINNING PCT. RANK		LAST 10 GAMES		STRENGTH OF SCHEDULE		OPP. STRENGTH OF SCHEDULE		TEAM RPI		ADJ RPI		CONF. RPI		ADJ CONF. RPI				
DIV. I ONLY			10-5-2		.64706 45		7-2-1		182		55		83		.50854 82		13		13				
DIV. I NON-CONF.			7-2-1		.75 22		4-0-0		163		34		78		.50813 77		11		10				
TOTALS		RPI 1-25		RPI 26-50				W-L RECORDS				RPI 51-100				RPI 101-150				RPI 150+			
10-5-2		0-2-0		2-0-1				OVERALL				1-2-1				2-0-0				5-1-0			
6-2-1		0-0-0		1-0-1				HOME				0-1-0				1-0-0				4-1-0			
4-3-1		0-2-0		1-0-0				AWAY				1-1-1				1-0-0				1-0-0			
0-0-0		0-0-0		0-0-0				NEUTRAL				0-0-0				0-0-0				0-0-0			
7-2-1		0-1-0		1-0-1				NON-CONFERENCE				1-1-0				2-0-0				3-0-0			
5-0-1		0-0-0		1-0-1				HOME				0-0-0				1-0-0				3-0-0			
2-2-0		0-1-0		0-0-				AWAY				1-1-0				1-0-0				0-0-0			
0-0-0		0-0-0		0-0-0				NEUTRAL				0-0-0				0-0-0				0-0-0			
3-3-1		0-1-0		1-0-0				CONFERENCE				0-1-1				0-0-0				2-1-0			
1-2-0		0-0-0		0-0-0				HOME				0-1-0				0-0-0				1-1-0			
2-1-1		0-1-0		1-0-0				AWAY				0-0-1				0-0-0				1-0-0			
0-0-0		0-0-0		0-0-0				NEUTRAL				0-0-0				0-0-0				0-0-0			
RPI	S	Opponent		Score		RPI	S	Opponent		Score		RPI	S	Opponent		Score		RPI	S	Opponent		Score	
16	A	FIU		1	2	28	H	Boston U.		2	1	54	A	FGCU		2	3	115	H	West Virginia		3	2
24	A	Dartmouth		0	1	37	H	American		1	1	56	A	Brown		1	1	143	A	St. John's (NY)		2	1
						38	A	Harvard		3	2	66	A	Binghamton		3	1	168	H	Cornell		1	2
												80	H	Columbia		0	2	177	A	Penn		2	0
																		184	H	Seton Hall		3	2
																		189	H	Drexel		4	0
																		193	H	Fairleigh Dickinson		4	1
																		201	H	Yale		3	0
LAST 10 GAMES																							
						201	H	Yale		3	0	115	H	West Virginia		3	2						
						177	A	Penn		2	0	80	H	Columbia		0	2						
						189	H	Drexel		4	0	193	H	Fairleigh Dickinson		4	1						
						168	H	Cornell		1	2	56	A	Brown		1	1						
						38	A	Harvard		3	2	184	H	Seton Hall		3	2						

Non-Div. I Games:

Princeton

Average RPI Win: 129		WON-LOST	WINNING	LAST 10	STRENGTH OF		OPP. STRENGTH	TEAM	ADJ		CONF.	ADJ CONF.
Average RPI Loss: 49		RECORD	PCT. RANK	GAMES	SCHEDULE		OF SCHEDULE	RPI	RPI		RPI	RPI
DIV. I ONLY		10-7-2	.57895	70	3-6-1		137	63	85		.50844	83
DIV. I NON-CONF.		8-0-2	.9	4	1-0-1		158	156	106		.4841	102
TOTALS		RPI 1-25	RPI 26-50		W-L RECORDS		RPI 51-100		RPI 101-150		RPI 150+	
10-7-2		0-2-0	0-3-0		OVERALL		5-1-1		1-1-0		4-0-1	
7-2-0		0-1-0	0-1-0		HOME		4-0-0		1-0-0		2-0-0	
3-5-2		0-1-0	0-2-0		AWAY		1-1-1		0-1-0		2-0-1	
0-0-0		0-0-0	0-0-0		NEUTRAL		0-0-0		0-0-0		0-0-0	
8-0-2		0-0-0	0-0-0		NON-CONFERENCE		4-0-1		0-0-0		4-0-1	
5-0-0		0-0-0	0-0-0		HOME		3-0-0		0-0-0		2-0-0	
3-0-2		0-0-0	0-0-		AWAY		1-0-1		0-0-0		2-0-1	
0-0-0		0-0-0	0-0-0		NEUTRAL		0-0-0		0-0-0		0-0-0	
2-7-0		0-2-0	0-3-0		CONFERENCE		1-1-0		1-1-0		0-0-0	
2-2-0		0-1-0	0-1-0		HOME		1-0-0		1-0-0		0-0-0	
0-5-0		0-1-0	0-2-0		AWAY		0-1-0		0-1-0		0-0-0	
0-0-0		0-0-0	0-0-0		NEUTRAL		0-0-0		0-0-0		0-0-0	
RPI S	Opponent	Score	RPI S	Opponent	Score	RPI S	Opponent	Score	RPI S	Opponent	Score	
12 A	SMU	0 2	36 A	UConn	0 4	65 A	Villanova	2 1	109 A	UCF	1 3	
14 H	South Fla.	0 1	36 H	UConn	0 2	79 H	Penn St.	2 0	141 H	Memphis	4 0	
			40 A	Tulsa	0 2	80 H	Columbia	3 1	155 A	Northeastern	1 1	
						81 A	Delaware	0 0	167 H	La Salle	4 1	
						97 A	Cincinnati	2 3	177 A	Penn	3 0	
						97 H	Cincinnati	3 1	188 A	Manhattan	1 0	
						98 H	Rider	3 1	201 H	Yale	2 0	
LAST 10 GAMES												
36 A	UConn	0 4	80 H	Columbia	3 1							
12 A	SMU	0 2	141 H	Memphis	4 0							
97 H	Cincinnati	3 1	109 A	UCF	1 3							
36 H	UConn	0 2	14 H	South Fla.	0 1							
40 A	Tulsa	0 2	81 A	Delaware	0 0							

Non-Div. I Games:

Temple

Average RPI Win:	111	WON-LOST RECORD	WINNING PCT. RANK	LAST 10 GAMES	STRENGTH OF SCHEDULE	OPP. STRENGTH OF SCHEDULE	TEAM RPI	ADJ RPI	CONF. RPI	ADJ CONF. RPI				
DIV. I ONLY		9-9-0	.5	101	4-6-0	126	52	95	.50646	84	17	16		
DIV. I NON-CONF.		5-6-0	.45455	123	0-3-0	52	23	58	.53672	49	9	9		
<hr/>														
TOTALS	RPI 1-25	RPI 26-50		W-L RECORDS		RPI 51-100		RPI 101-150		RPI 150+				
9-9-0	1-0-0	1-3-0		OVERALL		2-3-0		2-3-0		3-0-0				
4-3-0	0-0-0	0-2-0		HOME		2-1-0		1-0-0		1-0-0				
5-4-0	1-0-0	1-0-0		AWAY		0-2-0		1-2-0		2-0-0				
0-2-0	0-0-0	0-1-0		NEUTRAL		0-0-0		0-1-0		0-0-0				
5-6-0	1-0-0	1-3-0		NON-CONFERENCE		1-1-0		2-2-0		0-0-0				
2-2-0	0-0-0	0-2-0		HOME		1-0-0		1-0-0		0-0-0				
3-2-0	1-0-0	1-0-		AWAY		0-1-0		1-1-0		0-0-0				
0-2-0	0-0-0	0-1-0		NEUTRAL		0-0-0		0-1-0		0-0-0				
4-3-0	0-0-0	0-0-0		CONFERENCE		1-2-0		0-1-0		3-0-0				
2-1-0	0-0-0	0-0-0		HOME		1-1-0		0-0-0		1-0-0				
2-2-0	0-0-0	0-0-0		AWAY		0-1-0		0-1-0		2-0-0				
0-0-0	0-0-0	0-0-0		NEUTRAL		0-0-0		0-0-0		0-0-0				
RPI	S	Opponent	Score		RPI	S	Opponent	Score		RPI	S	Opponent	Score	
15	A	Boston College	1	0	30	H	Cal Poly	0	2	57	H	Santa Clara	1	2
					37	N	American	0	1	58	A	San Diego	1	3
					38	A	Harvard	1	0	77	H	UNLV	2	0
					48	H	New Mexico	1	2	79	A	Penn St.	0	3
										100	H	Gonzaga	1	0

Non-Div. I Games:

Loyola Marymount

Average RPI Win:		116	WON-LOST		WINNING		LAST 10		STRENGTH OF		OPP. STRENGTH		TEAM		ADJ		CONF.		ADJ CONF.	
Average RPI Loss:		44	RECORD		PCT. RANK		GAMES		SCHEDULE		OF SCHEDULE		RPI		RPI		RPI		RPI	
DIV. I ONLY			7-8-3		.47222		118		3-6-1		55		49		88		.50549		85	
DIV. I NON-CONF.			5-1-2		.75		22		1-0-0		139		164		142		.46014		131	
TOTALS		RPI 1-25		RPI 26-50		W-L RECORDS		RPI 51-100		RPI 101-150		RPI 150+								
7-8-3		1-3-0		1-2-2		OVERALL		1-3-0		2-0-1		2-0-0								
5-3-2		1-1-0		1-0-2		HOME		0-2-0		2-0-0		1-0-0								
2-5-1		0-2-0		0-2-0		AWAY		1-1-0		0-0-1		1-0-0								
0-0-0		0-0-0		0-0-0		NEUTRAL		0-0-0		0-0-0		0-0-0								
5-1-2		0-0-0		0-0-1		NON-CONFERENCE		1-1-0		2-0-1		2-0-0								
3-1-1		0-0-0		0-0-1		HOME		0-1-0		2-0-0		1-0-0								
2-0-1		0-0-0		0-0-		AWAY		1-0-0		0-0-1		1-0-0								
0-0-0		0-0-0		0-0-0		NEUTRAL		0-0-0		0-0-0		0-0-0								
2-7-1		1-3-0		1-2-1		CONFERENCE		0-2-0		0-0-0		0-0-0								
2-2-1		1-1-0		1-0-1		HOME		0-1-0		0-0-0		0-0-0								
0-5-0		0-2-0		0-2-0		AWAY		0-1-0		0-0-0		0-0-0								
0-0-0		0-0-0		0-0-0		NEUTRAL		0-0-0		0-0-0		0-0-0								
RPI	S	Opponent		Score		RPI	S	Opponent		Score		RPI	S	Opponent		Score				
8	A	Stanford		1	3	39	H	SIUE		0	0	72	A	Oregon St.		0	1			
8	H	Stanford		1	3	43	A	California		3	4	72	H	Oregon St.		1	3			
20	A	UCLA		0	4	43	H	California		1	0	77	H	UNLV		2	3			
20	H	UCLA		1	0	49	A	Washington		0	1	89	A	Wright St.		3	0			
						49	H	Washington		1	1									
						LAST 10 GAMES														
20	H	UCLA		1	0	43	A	California		3	4									
72	H	Oregon St.		1	3	8	H	Stanford		1	3									
49	H	Washington		1	1	43	H	California		1	0									
89	A	Wright St.		3	0	20	A	UCLA		0	4									
8	A	Stanford		1	3	72	A	Oregon St.		0	1									

Non-Div. I Games: San Diego Christian 3 1

San Diego St.

Average RPI Win: 142		WON-LOST RECORD		WINNING PCT. RANK		LAST 10 GAMES		STRENGTH OF SCHEDULE		OPP. STRENGTH OF SCHEDULE		TEAM RPI		ADJ RPI		CONF. RPI		ADJ CONF. RPI	
DIV. I ONLY		10-5-5		.625 51		5-0-4		158		103		90		.50544 86		14		14	
DIV. I NON-CONF.		4-4-1		.5 99		0-0-0		167		68		96		.49345 91		15		15	
TOTALS		RPI 1-25		RPI 26-50		W-L RECORDS		RPI 51-100		RPI 101-150		RPI 150+							
10-5-5		0-0-1		0-0-0		OVERALL		2-3-4		3-2-0		5-0-0							
6-2-2		0-0-0		0-0-0		HOME		1-2-2		1-0-0		4-0-0							
4-3-3		0-0-1		0-0-0		AWAY		1-1-2		2-2-0		1-0-0							
0-0-0		0-0-0		0-0-0		NEUTRAL		0-0-0		0-0-0		0-0-0							
4-4-1		0-0-1		0-0-0		NON-CONFERENCE		0-2-0		1-2-0		3-0-0							
3-2-0		0-0-0		0-0-0		HOME		0-2-0		0-0-0		3-0-0							
1-2-1		0-0-1		0-0-		AWAY		0-0-0		1-2-0		0-0-0							
0-0-0		0-0-0		0-0-0		NEUTRAL		0-0-0		0-0-0		0-0-0							
6-1-4		0-0-0		0-0-0		CONFERENCE		2-1-4		2-0-0		2-0-0							
3-0-2		0-0-0		0-0-0		HOME		1-0-2		1-0-0		1-0-0							
3-1-2		0-0-0		0-0-0		AWAY		1-1-2		1-0-0		1-0-0							
0-0-0		0-0-0		0-0-0		NEUTRAL		0-0-0		0-0-0		0-0-0							
RPI	S	Opponent		Score		RPI	S	Opponent		Score		RPI	S	Opponent		Score			
19	A	South Carolina		3	3			60	H	UNCW	1 2	107	A	Virginia Tech		1 0			
								68	H	North Florida	2 3	111	A	High Point		0 1			
								70	A	Mercer	3 2	112	A	Wofford		2 1			
								70	H	Mercer	2 1	112	H	Wofford		3 0			
								74	A	ETSU	1 1	115	A	West Virginia		0 1			
								74	A	ETSU	1 1	153	H	Longwood		3 1			
								74	H	ETSU	1 1	192	H	UTRGV		2 0			
								91	A	Furman	0 2	194	H	Jacksonville		1 0			
								91	H	Furman	0 0	204	A	VMI		7 0			
												204	H	VMI		11 0			
LAST 10 GAMES																			
		74	A	ETSU	1 1			91	H	Furman	0 0								
		74	A	ETSU	1 1			112	A	Wofford	2 1								
		204	H	VMI	11 0			204	A	VMI	7 0								
		112	H	Wofford	3 0			74	H	ETSU	1 1								
		70	A	Mercer	3 2			91	A	Furman	0 2								

Non-Div. I Games: St. Andrews 2 1

UNCG

W  
i  
n  
t  
h  
r  
o  
p

Page 87

Average RPI Win:	162	WON-LOST	WINNING	LAST 10	STRENGTH OF	OPP. STRENGTH	TEAM	ADJ	CONF.	ADJ CONF.	
Average RPI Loss:	81	RECORD	PCT. RANK	GAMES	SCHEDULE	OF SCHEDULE	RPI	RPI	RPI	RPI	
DIV. I ONLY	11-5-3	.65789	34	7-2-1	167	159	86	.50432	88	24	24
DIV. I NON-CONF.	4-5-3	.45833	122	0-2-1	126	79	68	.5142	72	22	23
<hr/>											
TOTALS	RPI 1-25	RPI 26-50		W-L RECORDS		RPI 51-100		RPI 101-150		RPI 150+	
11-5-3	0-0-0	0-0-0		OVERALL		1-4-1		1-0-2		9-1-0	
3-1-3	0-0-0	0-0-0		HOME		0-1-1		0-0-2		3-0-0	
6-4-0	0-0-0	0-0-0		AWAY		1-3-0		0-0-0		5-1-0	
2-0-0	0-0-0	0-0-0		NEUTRAL		0-0-0		1-0-0		1-0-0	
<hr/>											
4-5-3	0-0-0	0-0-0		NON-CONFERENCE		1-4-1		1-0-2		2-1-0	
1-1-3	0-0-0	0-0-0		HOME		0-1-1		0-0-2		1-0-0	
2-4-0	0-0-0	0-0-		AWAY		1-3-0		0-0-0		1-1-0	
1-0-0	0-0-0	0-0-0		NEUTRAL		0-0-0		1-0-0		0-0-0	
<hr/>											
7-0-0	0-0-0	0-0-0		CONFERENCE		0-0-0		0-0-0		7-0-0	
2-0-0	0-0-0	0-0-0		HOME		0-0-0		0-0-0		2-0-0	
4-0-0	0-0-0	0-0-0		AWAY		0-0-0		0-0-0		4-0-0	
1-0-0	0-0-0	0-0-0		NEUTRAL		0-0-0		0-0-0		1-0-0	
<hr/>											
RPI S	Opponent	Score	RPI S	Opponent	Score	RPI S	Opponent	Score	RPI S	Opponent	Score
						52 A	New Hampshire	1 2	106 H	Saint Francis (PA)	0 0
						53 A	Albany (NY)	0 3	122 H	Bucknell	2 2
						59 H	Colgate	3 3	129 N	Houston Baptist	3 2
						64 A	UMass Lowell	0 1	152 H	Georgia St.	1 0
						67 H	Vermont	0 1	152 N	Georgia St.	3 0
						100 A	Gonzaga	2 1	156 A	Appalachian St.	1 0
									156 A	Appalachian St.	2 1
									161 H	Ga. Southern	3 0
									168 H	Cornell	2 0
									171 A	Bryant	1 2
									199 A	NJIT	2 1
									202 A	Howard	2 0
									203 A	St. Bonaventure	1 0
						<hr/>					
			LAST 10 GAMES								
			152 N Georgia St.			3 0	152 H Georgia St.			1 0	
			156 A Appalachian St.			1 0	59 H Colgate			3 3	
			202 A Howard			2 0	199 A NJIT			2 1	
			156 A Appalachian St.			2 1	161 H Ga. Southern			3 0	
			67 H Vermont			0 1	171 A Bryant			1 2	

Non-Div. I Games:

Hartwick



Average RPI Win: 124		WON-LOST	WINNING	LAST 10	STRENGTH OF		OPP. STRENGTH	TEAM	ADJ		CONF.	ADJ CONF.
Average RPI Loss: 92		RECORD	PCT. RANK	GAMES	SCHEDULE		OF SCHEDULE	RPI	RPI		RPI	RPI
DIV. I ONLY		12-8-1	.59524	62	5-5-0		131	120	79		.50405	89
DIV. I NON-CONF.		6-3-0	.66667	43	1-2-0		121	65	77		.51154	75
TOTALS		RPI 1-25	RPI 26-50		W-L RECORDS		RPI 51-100		RPI 101-150		RPI 150+	
12-8-1		0-0-0	1-1-0		OVERALL		4-4-0		3-3-0		4-0-1	
3-5-1		0-0-0	0-0-0		HOME		2-2-0		1-3-0		0-0-1	
7-2-0		0-0-0	0-1-0		AWAY		1-1-0		2-0-0		4-0-0	
2-1-0		0-0-0	1-0-0		NEUTRAL		1-1-0		0-0-0		0-0-0	
6-3-0		0-0-0	1-1-0		NON-CONFERENCE		2-1-0		1-1-0		2-0-0	
2-2-0		0-0-0	0-0-0		HOME		1-1-0		1-1-0		0-0-0	
2-1-0		0-0-0	0-0-		AWAY		0-0-0		0-0-0		2-0-0	
2-0-0		0-0-0	1-0-0		NEUTRAL		1-0-0		0-0-0		0-0-0	
6-5-1		0-0-0	0-0-0		CONFERENCE		2-3-0		2-2-0		2-0-1	
1-3-1		0-0-0	0-0-0		HOME		1-1-0		0-2-0		0-0-1	
5-1-0		0-0-0	0-0-0		AWAY		1-1-0		2-0-0		2-0-0	
0-1-0		0-0-0	0-0-0		NEUTRAL		0-1-0		0-0-0		0-0-0	
RPI S	Opponent	Score	RPI S	Opponent	Score	RPI S	Opponent	Score	RPI S	Opponent	Score	
			31 A	Kentucky	1 2	66 N	Binghamton	2 0	105 H	Bowling Green	2 3	
			35 N	Cal St. Fullerton	2 1	71 H	Oakland	0 2	108 A	Cleveland St.	1 0	
						71 N	Oakland	0 1	115 H	West Virginia	3 1	
						75 A	Ill.-Chicago	1 2	148 A	Northern Ky.	2 0	
						75 A	Ill.-Chicago	2 1	148 H	Northern Ky.	0 1	
						85 H	San Diego St.	0 3	149 H	Detroit	2 3	
						97 H	Cincinnati	3 0	166 H	Green Bay	0 0	
						99 H	Valparaiso	3 1	174 A	Milwaukee	1 0	
									183 A	IPFW	3 2	
									190 A	Eastern Ill.	2 0	
									195 A	Belmont	2 0	
LAST 10 GAMES												
			71 N	Oakland	0 1	85 H	San Diego St.	0 3				
			75 A	Ill.-Chicago	2 1	105 H	Bowling Green	2 3				
			148 A	Northern Ky.	2 0	149 H	Detroit	2 3				
			71 H	Oakland	0 2	195 A	Belmont	2 0				
			183 A	IPFW	3 2	174 A	Milwaukee	1 0				

Non-Div. I Games:

Wright St.

Average RPI Win:	122	WON-LOST	WINNING	LAST 10	STRENGTH OF	OPP. STRENGTH	TEAM	ADJ	CONF.	ADJ CONF.		
Average RPI Loss:	67	RECORD	PCT. RANK	GAMES	SCHEDULE	OF SCHEDULE	RPI	RPI	RPI	RPI		
DIV. I ONLY	8-7-2	.529	41	89	4-4-2	136	73	99	.50369	90	19	19
DIV. I NON-CONF.	4-4-0	.5	99	99	0-1-0	76	9	66	.53043	55	13	13
<hr/>												
TOTALS	RPI 1-25	RPI 26-50		W-L RECORDS		RPI 51-100		RPI 101-150		RPI 150+		
8-7-2	1-3-0	1-0-0		OVERALL		1-1-0		3-3-1		2-0-1		
4-5-0	0-2-0	0-0-0		HOME		1-1-0		2-2-0		1-0-0		
4-1-2	1-1-0	1-0-0		AWAY		0-0-0		1-0-1		1-0-1		
0-1-0	0-0-0	0-0-0		NEUTRAL		0-0-0		0-1-0		0-0-0		
<hr/>												
4-4-0	1-3-0	1-0-0		NON-CONFERENCE		0-0-0		1-1-0		1-0-0		
2-3-0	0-2-0	0-0-0		HOME		0-0-0		1-1-0		1-0-0		
2-1-0	1-1-0	1-0-		AWAY		0-0-0		0-0-0		0-0-0		
0-0-0	0-0-0	0-0-0		NEUTRAL		0-0-0		0-0-0		0-0-0		
<hr/>												
4-3-2	0-0-0	0-0-0		CONFERENCE		1-1-0		2-2-1		1-0-1		
2-2-0	0-0-0	0-0-0		HOME		1-1-0		1-1-0		0-0-0		
2-0-2	0-0-0	0-0-0		AWAY		0-0-0		1-0-1		1-0-1		
0-1-0	0-0-0	0-0-0		NEUTRAL		0-0-0		0-1-0		0-0-0		
<hr/>												
RPI S	Opponent	Score		RPI S	Opponent	Score		RPI S	Opponent	Score		
6 A	Akron	2	3	40 A	Tulsa	1	0	51 H	Dayton	2	3	
18 H	Denver	0	1					93 H	VCU	2	0	
21 H	Indiana	2	3									
23 A	Louisville	3	2									
<hr/>												
				LAST 10 GAMES								
				127 N Rhode Island				140 A Fordham				
				119 H George Washington				124 H Wisconsin				
				203 A St. Bonaventure				165 A Massachusetts				
				139 H Davidson				51 H Dayton				
				93 H VCU				127 A Rhode Island				

**Non-Div. I Games:**

Saint Louis

Average RPI Win:	114	WON-LOST	WINNING	LAST 10	STRENGTH OF	OPP. STRENGTH	TEAM	ADJ	CONF.	ADJ CONF.					
Average RPI Loss:	80	RECORD	PCT. RANK	GAMES	SCHEDULE	OF SCHEDULE	RPI	RPI	RPI	RPI					
DIV. I ONLY		8-5-5	.58333	66	5-2-3	106	99	84	.49965	91	14	14			
DIV. I NON-CONF.		1-3-2	.33333	159	0-0-0	134	17	87	.48749	97	15	15			
<hr/>															
TOTALS	RPI 1-25	RPI 26-50		W-L RECORDS		RPI 51-100		RPI 101-150		RPI 150+					
8-5-5	0-1-0	0-1-0		OVERALL		5-1-3		1-1-1		2-1-1					
3-4-1	0-1-0	0-0-0		HOME		2-1-1		0-1-0		1-1-0					
5-0-2	0-0-0	0-0-0		AWAY		3-0-1		1-0-1		1-0-0					
0-1-2	0-0-0	0-1-0		NEUTRAL		0-0-1		0-0-0		0-0-1					
<hr/>															
1-3-2	0-1-0	0-1-0		NON-CONFERENCE		1-0-0		0-0-1		0-1-1					
1-2-0	0-1-0	0-0-0		HOME		1-0-0		0-0-0		0-1-0					
0-0-1	0-0-0	0-0-		AWAY		0-0-0		0-0-1		0-0-0					
0-1-1	0-0-0	0-1-0		NEUTRAL		0-0-0		0-0-0		0-0-1					
<hr/>															
7-2-3	0-0-0	0-0-0		CONFERENCE		4-1-3		1-1-0		2-0-0					
2-2-1	0-0-0	0-0-0		HOME		1-1-1		0-1-0		1-0-0					
5-0-1	0-0-0	0-0-0		AWAY		3-0-1		1-0-0		1-0-0					
0-0-1	0-0-0	0-0-0		NEUTRAL		0-0-1		0-0-0		0-0-0					
<hr/>															
RPI S	Opponent	Score		RPI S	Opponent	Score		RPI S	Opponent	Score					
2 H	Clemson	0	3	34 N	North Carolina St.	1	2	70 A	Mercer	1	0				
								112 A	Wofford	2	1				
								70 H	Mercer	1	1	112 H	Wofford	1	3
								70 N	Mercer	0	0	113 A	Col. of Charleston	1	1
								74 A	ETSU	2	0	178 H	Stetson	0	1
								74 A	ETSU	1	0	184 N	Seton Hall	1	1
								74 H	ETSU	0	2	204 A	VMI	3	0
								86 A	UNCG	0	0	204 H	VMI	3	1
								86 H	UNCG	2	0				
								87 H	Winthrop	2	1				
								<hr/>							
LAST 10 GAMES															
74 A ETSU				1	0	204 H VMI				3	1				
70 N Mercer				0	0	86 A UNCG				0	0				
70 H Mercer				1	1	74 A ETSU				2	0				
112 A Wofford				2	1	112 H Wofford				1	3				
74 H ETSU				0	2	70 A Mercer				1	0				

Non-Div. I Games:

Furman

Average RPI Win:	116	WON-LOST	WINNING	LAST 10	STRENGTH OF	OPP. STRENGTH	TEAM	ADJ	CONF.	ADJ CONF.	
Average RPI Loss:	64	RECORD	PCT. RANK	GAMES	SCHEDULE	OF SCHEDULE	RPI	RPI	RPI	RPI	
DIV. I ONLY	7-9-2	.44444	132	3-4-2	49	72	92	.49877	92	4	4
DIV. I NON-CONF.	4-3-0	.57143	72	0-0-0	91	202	118	.46379	126	3	4
TOTALS	RPI 1-25	RPI 26-50		W-L RECORDS		RPI 51-100		RPI 101-150		RPI 150+	
7-9-2	1-3-0	1-3-2		OVERALL		0-1-0		3-0-0		2-2-0	
2-3-1	0-1-0	0-1-1		HOME		0-0-0		2-0-0		0-1-0	
4-5-1	0-1-0	1-2-1		AWAY		0-1-0		1-0-0		2-1-0	
1-1-0	1-1-0	0-0-0		NEUTRAL		0-0-0		0-0-0		0-0-0	
4-3-0	0-0-0	0-1-0		NON-CONFERENCE		0-1-0		2-0-0		2-1-0	
1-1-0	0-0-0	0-0-0		HOME		0-0-0		1-0-0		0-1-0	
3-2-0	0-0-0	0-0-		AWAY		0-1-0		1-0-0		2-0-0	
0-0-0	0-0-0	0-0-0		NEUTRAL		0-0-0		0-0-0		0-0-0	
3-6-2	1-3-0	1-2-2		CONFERENCE		0-0-0		1-0-0		0-1-0	
1-2-1	0-1-0	0-1-1		HOME		0-0-0		1-0-0		0-0-0	
1-3-1	0-1-0	1-1-1		AWAY		0-0-0		0-0-0		0-1-0	
1-1-0	1-1-0	0-0-0		NEUTRAL		0-0-0		0-0-0		0-0-0	
RPI S	Opponent	Score	RPI S	Opponent	Score	RPI S	Opponent	Score	RPI S	Opponent	Score
16 A	FIU	1 5	26 A	Radford	0 1	73 A	Western Mich.	0 2	117 H	UAB	3 2
16 N	FIU	0 1	29 A	Charlotte	1 3				145 H	Robert Morris	3 1
19 H	South Carolina	1 2	29 A	Charlotte	1 1				149 A	Detroit	1 0
19 N	South Carolina	1 0	31 H	Kentucky	0 1				157 A	Duquesne	1 0
			41 A	Old Dominion	1 0				182 A	Fla. Atlantic	0 1
			48 H	New Mexico	1 1				186 A	Liberty	2 1
									187 H	Evansville	0 1
LAST 10 GAMES											
16 N	FIU	0 1	48 H	New Mexico	1 1						
19 N	South Carolina	1 0	182 A	Fla. Atlantic	0 1						
29 A	Charlotte	1 1	29 A	Charlotte	1 3						
41 A	Old Dominion	1 0	19 H	South Carolina	1 2						
117 H	UAB	3 2	16 A	FIU	1 5						

Non-Div. I Games: Shawnee St. 3 0

Marshall

V  
C  
U

VCU

Average RPI Win: 109		WON-LOST	WINNING	LAST 10	STRENGTH OF	OPP. STRENGTH	TEAM	ADJ	CONF.	ADJ CONF.							
Average RPI Loss: 107		RECORD	PCT. RANK	GAMES	SCHEDULE	OF SCHEDULE	RPI	RPI	RPI	RPI							
DIV. I ONLY		11-6-3	.625	51	5-4-1	161	80	87	.49518	94	7	8					
DIV. I NON-CONF.		7-3-1	.68182	42	1-1-0	199	117	131	.44993	147	10	11					
<hr/>																	
TOTALS		RPI 1-25		RPI 26-50		W-L RECORDS		RPI 51-100		RPI 101-150		RPI 150+					
11-6-3		1-0-0		0-0-0		OVERALL		4-4-2		3-0-0		3-2-1					
9-2-2		1-0-0		0-0-0		HOME		3-1-1		2-0-0		3-1-1					
2-4-1		0-0-0		0-0-0		AWAY		1-3-1		1-0-0		0-1-0					
0-0-0		0-0-0		0-0-0		NEUTRAL		0-0-0		0-0-0		0-0-0					
<hr/>																	
7-3-1		1-0-0		0-0-0		NON-CONFERENCE		1-1-0		2-0-0		3-2-1					
6-2-1		1-0-0		0-0-0		HOME		1-1-0		1-0-0		3-1-1					
1-1-0		0-0-0		0-0-		AWAY		0-0-0		1-0-0		0-1-0					
0-0-0		0-0-0		0-0-0		NEUTRAL		0-0-0		0-0-0		0-0-0					
<hr/>																	
4-3-2		0-0-0		0-0-0		CONFERENCE		3-3-2		1-0-0		0-0-0					
3-0-1		0-0-0		0-0-0		HOME		2-0-1		1-0-0		0-0-0					
1-3-1		0-0-0		0-0-0		AWAY		1-3-1		0-0-0		0-0-0					
0-0-0		0-0-0		0-0-0		NEUTRAL		0-0-0		0-0-0		0-0-0					
<hr/>																	
RPI	S	Opponent		Score		RPI	S	Opponent		Score		RPI	S	Opponent		Score	
11	H	Ohio St.		1 0													

Non-Div. I Games:

UMBC

[illegible]

**Non-Div. I Games:**

Navy

H  
a  
r  
t  
f  
o  
r  
d

Hartford



Average RPI Win: 134		WON-LOST	WINNING	LAST 10	STRENGTH OF		OPP. STRENGTH	TEAM	ADJ	CONF.	ADJ CONF.
Average RPI Loss: 65		RECORD	PCT. RANK	GAMES	SCHEDULE		OF SCHEDULE	RPI	RPI	RPI	RPI
DIV. I ONLY		7-9-3	.44737	130	2-5-3		63	78	102	.49233	97
DIV. I NON-CONF.		6-4-0	.6	65	2-0-0		118	150	133	.46338	127
TOTALS		RPI 1-25	RPI 26-50		W-L RECORDS		RPI 51-100		RPI 101-150		RPI 150+
7-9-3		0-3-0	0-1-2		OVERALL		3-2-0		1-3-1		3-0-0
6-3-2		0-1-0	0-1-1		HOME		2-0-0		1-1-1		3-0-0
1-6-1		0-2-0	0-0-1		AWAY		1-2-0		0-2-0		0-0-0
0-0-0		0-0-0	0-0-0		NEUTRAL		0-0-0		0-0-0		0-0-0
6-4-0		0-0-0	0-1-0		NON-CONFERENCE		2-1-0		1-2-0		3-0-0
5-2-0		0-0-0	0-1-0		HOME		1-0-0		1-1-0		3-0-0
1-2-0		0-0-0	0-0-		AWAY		1-1-0		0-1-0		0-0-0
0-0-0		0-0-0	0-0-0		NEUTRAL		0-0-0		0-0-0		0-0-0
1-5-3		0-3-0	0-0-2		CONFERENCE		1-1-0		0-1-1		0-0-0
1-1-2		0-1-0	0-0-1		HOME		1-0-0		0-0-1		0-0-0
0-4-1		0-2-0	0-0-1		AWAY		0-1-0		0-1-0		0-0-0
0-0-0		0-0-0	0-0-0		NEUTRAL		0-0-0		0-0-0		0-0-0
RPI S	Opponent	Score	RPI S	Opponent	Score	RPI S	Opponent	Score	RPI S	Opponent	Score
12 A	SMU	1 <span>2</span>	36 A	UConn	1 <span>1</span>	71 A	Oakland	3 0	107 H	Virginia Tech	1 <span>5</span>
12 H	SMU	0 <span>1</span>	40 H	Tulsa	1 <span>1</span>	83 A	Temple	1 <span>3</span>	108 A	Cleveland St.	1 <span>3</span>
14 A	South Fla.	0 <span>3</span>	47 H	Xavier	1 <span>2</span>	83 H	Temple	3 2	109 A	UCF	0 <span>1</span>
						89 A	Wright St.	0 <span>3</span>	141 H	Memphis	3 <span>3</span>
						99 H	Valparaiso	1 0	148 H	Northern Ky.	3 2
									166 H	Green Bay	2 0
									183 H	IPFW	2 1
									185 H	IUPUI	2 1
LAST 10 GAMES											
12 A	SMU	1 <span>2</span>	183 H	IPFW	2 1						
109 A	UCF	0 <span>1</span>	14 A	South Fla.	0 <span>3</span>						
83 A	Temple	1 <span>3</span>	36 A	UConn	1 <span>1</span>						
141 H	Memphis	3 <span>3</span>	40 H	Tulsa	1 <span>1</span>						
12 H	SMU	0 <span>1</span>	71 A	Oakland	3 0						

Non-Div. I Games:

Cincinnati

Average RPI Win: 168		WON-LOST	WINNING	LAST 10	STRENGTH OF	OPP. STRENGTH	TEAM	ADJ	CONF.	ADJ CONF.		
Average RPI Loss: 153		RECORD	PCT. RANK	GAMES	SCHEDULE	OF SCHEDULE	RPI	RPI	RPI	RPI		
DIV. I ONLY		14-5-1	.725	13	8-1-1	195	199	81	.49208	98	22	23
DIV. I NON-CONF.		5-2-0	.71429	36	0-0-0	196	196	101	.48186	106	23	22
<hr/>												
TOTALS		RPI 1-25		RPI 26-50		W-L RECORDS		RPI 51-100		RPI 101-150		RPI 150+
14-5-1		0-0-0		0-0-0		OVERALL		1-1-1		2-0-0		11-4-0
5-3-1		0-0-0		0-0-0		HOME		0-0-1		1-0-0		4-3-0
6-2-0		0-0-0		0-0-0		AWAY		0-1-0		1-0-0		5-1-0
3-0-0		0-0-0		0-0-0		NEUTRAL		1-0-0		0-0-0		2-0-0
5-2-0		0-0-0		0-0-0		NON-CONFERENCE		0-1-0		1-0-0		4-1-0
3-1-0		0-0-0		0-0-0		HOME		0-0-0		1-0-0		2-1-0
2-1-0		0-0-0		0-0-		AWAY		0-1-0		0-0-0		2-0-0
0-0-0		0-0-0		0-0-0		NEUTRAL		0-0-0		0-0-0		0-0-0
9-3-1		0-0-0		0-0-0		CONFERENCE		1-0-1		1-0-0		7-3-0
2-2-1		0-0-0		0-0-0		HOME		0-0-1		0-0-0		2-2-0
4-1-0		0-0-0		0-0-0		AWAY		0-0-0		1-0-0		3-1-0
3-0-0		0-0-0		0-0-0		NEUTRAL		1-0-0		0-0-0		2-0-0
RPI	S	Opponent	Score	RPI	S	Opponent	Score	RPI	S	Opponent	Score	
						76 H Monmouth	1 1			132 A Iona	2 1	
						76 N Monmouth	3 2			146 H LIU Brooklyn	2 0	
						83 A Temple	1 3			151 A Siena	3 2	
										151 N Siena	3 2	
										158 A Fairfield	3 0	
										164 H Marist	0 2	
										167 H La Salle	1 2	
										169 A Saint Peter's	0 2	
										171 A Bryant	3 2	
										181 H Canisius	2 5	
										184 A Seton Hall	2 1	
										188 H Manhattan	3 1	
										191 H Saint Joseph's	4 0	
										196 H Quinnipiac	2 0	
										196 N Quinnipiac	3 0	
										199 H NJIT	2 0	
										206 A Niagara	2 0	
<hr/>												
LAST 10 GAMES												
						76 N Monmouth	3 2			158 A Fairfield	3 0	
						151 N Siena	3 2			188 H Manhattan	3 1	
						196 N Quinnipiac	3 0			206 A Niagara	2 0	
						196 H Quinnipiac	2 0			151 A Siena	3 2	
						181 H Canisius	2 5			76 H Monmouth	1 1	

Non-Div. I Games:

Rider

Average RPI Win:	143	WON-LOST	WINNING	LAST 10	STRENGTH OF	OPP. STRENGTH	TEAM	ADJ	CONF.	ADJ CONF.	
Average RPI Loss:	68	RECORD	PCT. RANK	GAMES	SCHEDULE	OF SCHEDULE	RPI	RPI	RPI	RPI	
DIV. I ONLY	7-6-5	.52778	91	3-4-3	83	157	97	.49107	99	16	17
DIV. I NON-CONF.	4-3-2	.55556	82	1-1-1	53	115	72	.5145	71	21	20
<hr/>											
TOTALS	RPI 1-25	RPI 26-50	W-L RECORDS		RPI 51-100		RPI 101-150		RPI 150+		
7-6-5	0-0-0	0-2-1	OVERALL		1-4-1		2-0-2		4-0-1		
3-1-2	0-0-0	0-0-0	HOME		0-1-1		2-0-0		1-0-1		
4-5-3	0-0-0	0-2-1	AWAY		1-3-0		0-0-2		3-0-0		
0-0-0	0-0-0	0-0-0	NEUTRAL		0-0-0		0-0-0		0-0-0		
<hr/>											
4-3-2	0-0-0	0-2-1	NON-CONFERENCE		1-1-1		1-0-0		2-0-0		
1-0-1	0-0-0	0-0-0	HOME		0-0-1		1-0-0		0-0-0		
3-3-1	0-0-0	0-1-	AWAY		1-1-0		0-0-0		2-0-0		
0-0-0	0-0-0	0-0-0	NEUTRAL		0-0-0		0-0-0		0-0-0		
<hr/>											
3-3-3	0-0-0	0-0-0	CONFERENCE		0-3-0		1-0-2		2-0-1		
2-1-1	0-0-0	0-0-0	HOME		0-1-0		1-0-0		1-0-1		
1-2-2	0-0-0	0-0-0	AWAY		0-2-0		0-0-2		1-0-0		
0-0-0	0-0-0	0-0-0	NEUTRAL		0-0-0		0-0-0		0-0-0		
<hr/>											
RPI S	Opponent	Score	RPI S	Opponent	Score	RPI S	Opponent	Score	RPI S	Opponent	Score
			31 A	Kentucky	1 2	69 H	Loyola Chicago	0 0	108 H	Cleveland St.	1 0
			46 A	Michigan	0 1	71 A	Oakland	1 2	133 H	Omaha	1 0
			48 A	New Mexico	1 1	73 A	Western Mich.	2 0	148 A	Northern Ky.	0 0
						75 H	Ill.-Chicago	0 1	149 A	Detroit	0 0
						89 A	Wright St.	1 3	162 A	Western Ill.	3 2
						97 A	Cincinnati	0 1	166 H	Green Bay	3 0
									174 A	Milwaukee	1 0
									185 A	IUPUI	2 1
									195 H	Belmont	1 1
<hr/>											
LAST 10 GAMES											
			166 H	Green Bay	3 0	148 A	Northern Ky.	0 0			
			71 A	Oakland	1 2	48 A	New Mexico	1 1			
			75 H	Ill.-Chicago	0 1	89 A	Wright St.	1 3			
			195 H	Belmont	1 1	174 A	Milwaukee	1 0			
			46 A	Michigan	0 1	133 H	Omaha	1 0			

Non-Div. I Games:

Valparaiso

Average RPI Win:	115	WON-LOST RECORD	WINNING PCT. RANK	LAST 10 GAMES	STRENGTH OF SCHEDULE	OPP. STRENGTH OF SCHEDULE	TEAM RPI	ADJ RPI	CONF. RPI	ADJ CONF. RPI			
DIV. I ONLY		7-10-1	.41667	143	3-7-0	54	97	104	.49016	100	17	16	
DIV. I NON-CONF.		5-5-1	.5	99	1-2-0	12	67	48	.54321	44	9	9	
<hr/>													
TOTALS	RPI 1-25	RPI 26-50		W-L RECORDS		RPI 51-100		RPI 101-150		RPI 150+			
7-10-1	1-1-0	0-2-1		OVERALL		2-5-0		1-1-0		3-1-0			
3-5-1	0-0-0	0-1-1		HOME		2-2-0		0-1-0		1-1-0			
4-5-0	1-1-0	0-1-0		AWAY		0-3-0		1-0-0		2-0-0			
0-0-0	0-0-0	0-0-0		NEUTRAL		0-0-0		0-0-0		0-0-0			
5-5-1	1-1-0	0-2-1		NON-CONFERENCE		2-2-0		1-0-0		1-0-0			
3-2-1	0-0-0	0-1-1		HOME		2-1-0		0-0-0		1-0-0			
2-3-0	1-1-0	0-0-		AWAY		0-1-0		1-0-0		0-0-0			
0-0-0	0-0-0	0-0-0		NEUTRAL		0-0-0		0-0-0		0-0-0			
2-5-0	0-0-0	0-0-0		CONFERENCE		0-3-0		0-1-0		2-1-0			
0-3-0	0-0-0	0-0-0		HOME		0-1-0		0-1-0		0-1-0			
2-2-0	0-0-0	0-0-0		AWAY		0-2-0		0-0-0		2-0-0			
0-0-0	0-0-0	0-0-0		NEUTRAL		0-0-0		0-0-0		0-0-0			
<hr/>													
RPI S	Opponent	Score		RPI S	Opponent	Score		RPI S	Opponent	Score			
9 A	Seattle	1	0	30 H	Cal Poly	1	1	55 H	Northwestern	1	0		
18 A	Denver	1	2	33 H	Utah Valley	0	1	57 H	Santa Clara	0	1		
				49 A	Washington	0	1	58 A	San Diego	1	3		
								72 H	Oregon St.	2	1		
								77 A	UNLV	0	1		
								84 A	Loyola Marymount	0	1		
								88 H	Hartwick	1	2		
<hr/>													
LAST 10 GAMES													
197 A Pacific						3	2	84 A Loyola Marymount				0	1
135 H St. Mary's (CA)						0	1	170 A Portland				2	1
57 H Santa Clara						0	1	18 A Denver				1	2
154 H San Francisco						1	3	128 A Bradley				2	0
58 A San Diego						1	3	77 A UNLV				0	1

Non-Div. I Games:

Gonzaga

Average RPI Win:	95	WON-LOST	WINNING	LAST 10	STRENGTH OF	OPP. STRENGTH	TEAM	ADJ	CONF.	ADJ CONF.			
Average RPI Loss:	62	RECORD	PCT. RANK	GAMES	SCHEDULE	OF SCHEDULE	RPI	RPI	RPI	RPI			
DIV. I ONLY		5-11-4	.35	165	3-5-2	21	59	110	.48953	101	8	7	
DIV. I NON-CONF.		2-5-2	.33333	159	0-0-0	14	89	74	.51174	74	4	3	
<hr/>													
TOTALS	RPI 1-25	RPI 26-50		W-L RECORDS		RPI 51-100		RPI 101-150		RPI 150+			
5-11-4	0-4-0	0-3-1		OVERALL		3-0-3		2-4-0		0-0-0			
3-2-3	0-1-0	0-1-1		HOME		2-0-2		1-0-0		0-0-0			
2-9-1	0-3-0	0-2-0		AWAY		1-0-1		1-4-0		0-0-0			
0-0-0	0-0-0	0-0-0		NEUTRAL		0-0-0		0-0-0		0-0-0			
2-5-2	0-3-0	0-0-0		NON-CONFERENCE		2-0-2		0-2-0		0-0-0			
2-0-1	0-0-0	0-0-0		HOME		2-0-1		0-0-0		0-0-0			
0-5-1	0-3-0	0-0-		AWAY		0-0-1		0-2-0		0-0-0			
0-0-0	0-0-0	0-0-0		NEUTRAL		0-0-0		0-0-0		0-0-0			
3-6-2	0-1-0	0-3-1		CONFERENCE		1-0-1		2-2-0		0-0-0			
1-2-2	0-1-0	0-1-1		HOME		0-0-1		1-0-0		0-0-0			
2-4-0	0-0-0	0-2-0		AWAY		1-0-0		1-2-0		0-0-0			
0-0-0	0-0-0	0-0-0		NEUTRAL		0-0-0		0-0-0		0-0-0			
RPI S	Opponent	Score	RPI S	Opponent	Score	RPI S	Opponent	Score	RPI S	Opponent	Score		
10 A	Creighton	0 4	30 A	Cal Poly	0 1	58 A	San Diego	1 1	110 A	UC Davis	1 2		
12 A	SMU	0 2	30 H	Cal Poly	1 1	62 A	CSUN	2 0	131 A	UC Riverside	5 1		
17 H	UC Santa Barbara	1 3	35 A	Cal St. Fullerton	0 3	62 H	CSUN	0 0	131 H	UC Riverside	1 0		
20 A	UCLA	3 4	35 H	Cal St. Fullerton	0 1	69 H	Loyola Chicago	1 0	133 A	Omaha	0 1		
						84 H	Loyola Marymount	4 1	137 A	Sacramento St.	2 3		
						85 H	San Diego St.	0 0	144 A	Oral Roberts	1 2		
<hr/>													
LAST 10 GAMES													
30 A Cal Poly						0 1	35 A Cal St. Fullerton						0 3
62 H CSUN						0 0	131 H UC Riverside						1 0
35 H Cal St. Fullerton						0 1	110 A UC Davis						1 2
62 A CSUN						2 0	137 A Sacramento St.						2 3
131 A UC Riverside						5 1	30 H Cal Poly						1 1

Non-Div. I Games:

UC Irvine

Average RPI Win:	129	WON-LOST	WINNING	LAST 10	STRENGTH OF	OPP. STRENGTH	TEAM	ADJ	CONF.	ADJ CONF.		
Average RPI Loss:	84	RECORD	PCT. RANK	GAMES	SCHEDULE	OF SCHEDULE	RPI	RPI	RPI	RPI		
DIV. I ONLY		7-8-2	.47059	125	4-6-0	101	66	106	.48844	102	11	11
DIV. I NON-CONF.		5-2-2	.66667	43	2-0-0	47	51	71	.51951	66	8	8
<hr/>												
TOTALS	RPI 1-25	RPI 26-50		W-L RECORDS		RPI 51-100		RPI 101-150		RPI 150+		
7-8-2	1-2-1	0-1-1		OVERALL		2-2-0		0-1-0		4-2-0		
3-3-1	1-0-0	0-1-1		HOME		0-2-0		0-0-0		2-0-0		
4-5-1	0-2-1	0-0-0		AWAY		2-0-0		0-1-0		2-2-0		
0-0-0	0-0-0	0-0-0		NEUTRAL		0-0-0		0-0-0		0-0-0		
<hr/>												
5-2-2	0-2-1	0-0-1		NON-CONFERENCE		2-0-0		0-0-0		3-0-0		
2-0-1	0-0-0	0-0-1		HOME		0-0-0		0-0-0		2-0-0		
3-2-1	0-2-1	0-0-		AWAY		2-0-0		0-0-0		1-0-0		
0-0-0	0-0-0	0-0-0		NEUTRAL		0-0-0		0-0-0		0-0-0		
<hr/>												
2-6-0	1-0-0	0-1-0		CONFERENCE		0-2-0		0-1-0		1-2-0		
1-3-0	1-0-0	0-1-0		HOME		0-2-0		0-0-0		0-0-0		
1-3-0	0-0-0	0-0-0		AWAY		0-0-0		0-1-0		1-2-0		
0-0-0	0-0-0	0-0-0		NEUTRAL		0-0-0		0-0-0		0-0-0		
<hr/>												
RPI S	Opponent	Score	RPI S	Opponent	Score	RPI S	Opponent	Score	RPI S	Opponent	Score	
4 A	North Carolina	1 1	29 H	Charlotte	0 0	60 H	UNCW	1 2	113 A	Col. of Charleston	1 3	
22 A	Coastal Caro.	0 2	42 H	Hofstra	0 1	81 H	Delaware	1 3	153 A	Longwood	3 2	
23 A	Louisville	1 2				93 A	VCU	2 0	155 A	Northeastern	1 2	
25 H	Elon	4 1				95 A	Navy	3 2	160 H	UNC Asheville	4 2	
									176 A	James Madison	1 3	
									186 H	Liberty	4 2	
									189 A	Drexel	3 0	
<hr/>												
LAST 10 GAMES												
	81 H	Delaware	1	3		176 A	James Madison	1	3			
	93 A	VCU	2	0		155 A	Northeastern	1	2			
	189 A	Drexel	3	0		42 H	Hofstra	0	1			
	160 H	UNC Asheville	4	2		25 H	Elon	4	1			
	60 H	UNCW	1	2		113 A	Col. of Charleston	1	3			

Non-Div. I Games:

William &amp; Mary

Average RPI Win:		142	WON-LOST RECORD		WINNING PCT. RANK		LAST 10 GAMES		STRENGTH OF SCHEDULE		OPP. STRENGTH OF SCHEDULE		TEAM RPI		ADJ RPI		CONF. RPI		ADJ CONF. RPI		
Average RPI Loss:		76																			
DIV. I ONLY			7-6-6		.52632	94	3-3-4		91		131		100		.48804		103		12		
DIV. I NON-CONF.			3-2-2		.57143	72	0-0-0		136		141		117		.47063		115		20		
TOTALS		RPI 1-25		RPI 26-50		W-L RECORDS		RPI 51-100		RPI 101-150		RPI 150+									
7-6-6		0-3-0		0-0-1		OVERALL		0-1-2		5-1-3		2-1-0									
4-1-2		0-0-0		0-0-1		HOME		0-1-1		3-0-0		1-0-0									
3-4-3		0-2-0		0-0-0		AWAY		0-0-1		2-1-2		1-1-0									
0-1-1		0-1-0		0-0-0		NEUTRAL		0-0-0		0-0-1		0-0-0									
3-2-2		0-1-0		0-0-0		NON-CONFERENCE		0-1-1		1-0-1		2-0-0									
1-1-0		0-0-0		0-0-0		HOME		0-1-0		0-0-0		1-0-0									
2-1-2		0-1-0		0-0-		AWAY		0-0-1		1-0-1		1-0-0									
0-0-0		0-0-0		0-0-0		NEUTRAL		0-0-0		0-0-0		0-0-0									
4-4-4		0-2-0		0-0-1		CONFERENCE		0-0-1		4-1-2		0-1-0									
3-0-2		0-0-0		0-0-1		HOME		0-0-1		3-0-0		0-0-0									
1-3-1		0-1-0		0-0-0		AWAY		0-0-0		1-1-1		0-1-0									
0-1-1		0-1-0		0-0-0		NEUTRAL		0-0-0		0-0-1		0-0-0									
RPI	S	Opponent		Score		RPI	S	Opponent		Score		RPI	S	Opponent		Score					
9	A	Seattle		1 3		33	H	Utah Valley		0 0		62	A	CSUN		0 0		110	A	UC Davis	
9	N	Seattle		0 4								77	H	UNLV		1 1		121	H	Air Force	
18	A	Denver		0 4								84	H	Loyola Marymount		2 3		129	A	Houston Baptist	
																		129	N	Houston Baptist	
																		136	H	UMKC	
																		137	A	Sacramento St.	
																		142	A	Incarnate Word	
																		147	A	San Jose St.	
																		150	H	Grand Canyon	
																		154	A	San Francisco	
																		192	A	UTRGV	
																		197	H	Pacific	
LAST 10 GAMES																					
9 N Seattle						0 4		136 H UMKC						3 0							
129 N Houston Baptist						0 0		121 H Air Force						2 1							
147 A San Jose St.						0 0		33 H Utah Valley						0 0							
192 A UTRGV						0 3		9 A Seattle						1 3							
129 A Houston Baptist						4 2		77 H UNLV						1 1							

Non-Div. I Games:

CSU Bakersfield

Average RPI Win:	139	WON-LOST RECORD	WINNING PCT. RANK	LAST 10 GAMES	STRENGTH OF SCHEDULE	OPP. STRENGTH OF SCHEDULE	TEAM RPI	ADJ RPI	CONF. RPI	ADJ CONF. RPI					
DIV. I ONLY		6-6-5	.5 101	3-4-3	82	143	109	.48785	104	15	15				
DIV. I NON-CONF.		3-3-4	.5 99	1-1-2	70	111	86	.49653	87	17	17				
<hr/>															
TOTALS	RPI 1-25	RPI 26-50		W-L RECORDS		RPI 51-100		RPI 101-150		RPI 150+					
6-6-5	0-2-0	1-1-0		OVERALL		1-2-1		1-1-4		3-0-0					
4-0-2	0-0-0	1-0-0		HOME		0-0-1		1-0-1		2-0-0					
1-5-3	0-2-0	0-1-0		AWAY		0-1-0		0-1-3		1-0-0					
1-1-0	0-0-0	0-0-0		NEUTRAL		1-1-0		0-0-0		0-0-0					
<hr/>															
3-3-4	0-2-0	0-1-0		NON-CONFERENCE		1-0-0		1-0-4		1-0-0					
2-0-1	0-0-0	0-0-0		HOME		0-0-0		1-0-1		1-0-0					
0-3-3	0-2-0	0-0-		AWAY		0-0-0		0-0-3		0-0-0					
1-0-0	0-0-0	0-0-0		NEUTRAL		1-0-0		0-0-0		0-0-0					
<hr/>															
3-3-1	0-0-0	1-0-0		CONFERENCE		0-2-1		0-1-0		2-0-0					
2-0-1	0-0-0	1-0-0		HOME		0-0-1		0-0-0		1-0-0					
1-2-0	0-0-0	0-0-0		AWAY		0-1-0		0-1-0		1-0-0					
0-1-0	0-0-0	0-0-0		NEUTRAL		0-1-0		0-0-0		0-0-0					
<hr/>															
RPI S	Opponent	Score		RPI S	Opponent	Score		RPI S	Opponent	Score					
10 A	Creighton	0	4	39 H	SIUE	1	0	69 H	Loyola Chicago	0	0				
14 A	South Fla.	0	2	48 A	New Mexico	0	1	69 N	Loyola Chicago	0	1				
								78 A	Drake	1	2				
								84 N	Loyola Marymount	2	1				
								128 A Bradley				0	4		
								133 A Omaha				2	2		
								135 H St. Mary's (CA)				1	0		
								136 A UMKC				0	0		
								144 A Oral Roberts				2	2		
								144 H Oral Roberts				0	0		
								187 A Evansville				4	2		
								190 H Eastern Ill.				3	0		
								198 H Central Ark.				3	0		
<hr/>															
				LAST 10 GAMES											
				69 N Loyola Chicago				0	1	128 A Bradley				0	4
				198 H Central Ark.				3	0	69 H Loyola Chicago				0	0
				144 A Oral Roberts				2	2	190 H Eastern Ill.				3	0
				133 A Omaha				2	2	78 A Drake				1	2
				187 A Evansville				4	2	10 A Creighton				0	4

**Non-Div. I Games:**

Missouri St.



Average RPI Win: 136		WON-LOST RECORD		WINNING PCT. RANK		LAST 10 GAMES		STRENGTH OF SCHEDULE		OPP. STRENGTH OF SCHEDULE		TEAM RPI		ADJ RPI		CONF. RPI		ADJ CONF. RPI	
DIV. I ONLY		9-9-1		.5 101		3-6-1		105		101		94		.48593 105		9		9	
DIV. I NON-CONF.		8-5-1		.60714 64		2-2-1		114		93		103		.47869 108		12		12	
TOTALS		RPI 1-25		RPI 26-50		W-L RECORDS		RPI 51-100		RPI 101-150		RPI 150+							
9-9-1		0-3-0		1-0-0		OVERALL		1-3-0		2-2-0		5-1-1							
6-2-0		0-0-0		1-0-0		HOME		0-1-0		2-1-0		3-0-0							
2-6-1		0-3-0		0-0-0		AWAY		1-2-0		0-0-0		1-1-1							
1-1-0		0-0-0		0-0-0		NEUTRAL		0-0-0		0-1-0		1-0-0							
8-5-1		0-2-0		1-0-0		NON-CONFERENCE		1-2-0		1-1-0		5-0-1							
5-1-0		0-0-0		1-0-0		HOME		0-1-0		1-0-0		3-0-0							
2-3-1		0-2-0		0-0-		AWAY		1-1-0		0-0-0		1-0-1							
1-1-0		0-0-0		0-0-0		NEUTRAL		0-0-0		0-1-0		1-0-0							
1-4-0		0-1-0		0-0-0		CONFERENCE		0-1-0		1-1-0		0-1-0							
1-1-0		0-0-0		0-0-0		HOME		0-0-0		1-1-0		0-0-0							
0-3-0		0-1-0		0-0-0		AWAY		0-1-0		0-0-0		0-1-0							
0-0-0		0-0-0		0-0-0		NEUTRAL		0-0-0		0-0-0		0-0-0							
RPI S	Opponent	Score		RPI S	Opponent	Score		RPI S	Opponent	Score		RPI S	Opponent	Score					
3 A	Syracuse	0	3	39 H	SIUE	3	1	51 A	Dayton	0	6	108 H	Cleveland St.	3	0				
6 A	Akron	0	4					63 H	Michigan St.	0	1	115 H	West Virginia	2	0				
11 A	Ohio St.	1	2					73 A	Western Mich.	1	2	134 H	Northern Ill.	0	1				
								89 A	Wright St.	3	2	145 N	Robert Morris	0	1				
												156 A	Appalachian St.	2	1				
												159 A	Buffalo	1	2				
												162 H	Western Ill.	4	1				
												183 H	IPFW	3	2				
												185 A	IUPUI	2	2				
												187 N	Evansville	3	1				
												189 H	Drexel	1	0				
LAST 10 GAMES																			
6 A	Akron	0	4	73 A	Western Mich.	1	2												
156 A	Appalachian St.	2	1	3 A	Syracuse	0	3												
159 A	Buffalo	1	2	185 A	IUPUI	2	2												
89 A	Wright St.	3	2	11 A	Ohio St.	1	2												
115 H	West Virginia	2	0	134 H	Northern Ill.	0	1												

Non-Div. I Games:

Bowling Green

Average RPI Win:	167	WON-LOST	WINNING	LAST 10	STRENGTH OF	OPP. STRENGTH	TEAM	ADJ	CONF.	ADJ CONF.	
Average RPI Loss:	125	RECORD	PCT. RANK	GAMES	SCHEDULE	OF SCHEDULE	RPI	RPI	RPI	RPI	
DIV. I ONLY	11-5-4	.65	42	6-3-1	179	195	101	.48567	106	23	22
DIV. I NON-CONF.	5-3-3	.59091	69	0-1-0	183	173	109	.47381	113	24	24
<hr/>											
TOTALS	RPI 1-25	RPI 26-50		W-L RECORDS	RPI 51-100		RPI 101-150		RPI 150+		
11-5-4	0-0-0	0-0-1		OVERALL	0-1-1		4-4-1		7-0-1		
8-1-1	0-0-0	0-0-1		HOME	0-0-0		2-1-0		6-0-0		
2-3-3	0-0-0	0-0-0		AWAY	0-1-1		1-2-1		1-0-1		
1-1-0	0-0-0	0-0-0		NEUTRAL	0-0-0		1-1-0		0-0-0		
<hr/>											
5-3-3	0-0-0	0-0-1		NON-CONFERENCE	0-1-1		2-2-0		3-0-1		
4-1-1	0-0-0	0-0-1		HOME	0-0-0		1-1-0		3-0-0		
1-1-2	0-0-0	0-0-		AWAY	0-1-1		1-0-0		0-0-1		
0-1-0	0-0-0	0-0-0		NEUTRAL	0-0-0		0-1-0		0-0-0		
<hr/>											
6-2-1	0-0-0	0-0-0		CONFERENCE	0-0-0		2-2-1		4-0-0		
4-0-0	0-0-0	0-0-0		HOME	0-0-0		1-0-0		3-0-0		
1-2-1	0-0-0	0-0-0		AWAY	0-0-0		0-2-1		1-0-0		
1-0-0	0-0-0	0-0-0		NEUTRAL	0-0-0		1-0-0		0-0-0		
<hr/>											
RPI S	Opponent	Score	RPI S	Opponent	Score	RPI S	Opponent	Score	RPI S	Opponent	Score
			44 H	Lehigh	0 0	88 A	Hartwick	0 0	115 H	West Virginia	2 3
						96 A	Hartford	1 2	118 A	St. Francis Brooklyn	0 5
									119 H	George Washington	2 0
									122 A	Bucknell	3 1
									145 H	Robert Morris	1 0
									145 N	Robert Morris	2 1
									146 A	LIU Brooklyn	2 2
									146 A	LIU Brooklyn	0 1
									148 N	Northern Ky.	0 2
									157 H	Duquesne	1 0
									171 H	Bryant	1 0
									173 A	Central Conn. St.	3 1
									179 A	Loyola Maryland	0 0
									193 H	Fairleigh Dickinson	5 0
									200 H	Sacred Heart	6 1
									203 H	St. Bonaventure	1 0
									206 H	Niagara	2 0
<hr/>											
LAST 10 GAMES											
			146 A	LIU Brooklyn	2 2	171 H	Bryant	1 0			
			145 N	Robert Morris	2 1	146 A	LIU Brooklyn	0 1			
			145 H	Robert Morris	1 0	118 A	St. Francis Brooklyn	0 5			
			173 A	Central Conn. St.	3 1	200 H	Sacred Heart	6 1			
			193 H	Fairleigh Dickinson	5 0	115 H	West Virginia	2 3			

Non-Div. I Games:

Saint Francis (PA)

Average RPI Win: 109		WON-LOST	WINNING	LAST 10	STRENGTH OF		OPP. STRENGTH	TEAM	ADJ	CONF.	ADJ CONF.
Average RPI Loss: 58		RECORD	PCT. RANK	GAMES	SCHEDULE		OF SCHEDULE	RPI	RPI	RPI	RPI
DIV. I ONLY		5-9-3	.38235	153	1-7-2		53	19	112	.48559	107
DIV. I NON-CONF.		5-4-0	.55556	82	1-3-0		142	122	161	.43506	159
TOTALS		RPI 1-25	RPI 26-50		W-L RECORDS		RPI 51-100		RPI 101-150		RPI 150+
5-9-3		0-3-2	1-3-0		OVERALL		2-1-0		1-1-1		1-1-0
2-5-1		0-2-1	0-1-0		HOME		1-1-0		1-0-0		0-1-0
3-4-2		0-1-1	1-2-0		AWAY		1-0-0		0-1-1		1-0-0
0-0-0		0-0-0	0-0-0		NEUTRAL		0-0-0		0-0-0		0-0-0
5-4-0		0-0-0	1-1-0		NON-CONFERENCE		2-1-0		1-1-0		1-1-0
2-2-0		0-0-0	0-0-0		HOME		1-1-0		1-0-0		0-1-0
3-2-0		0-0-0	1-0-		AWAY		1-0-0		0-1-0		1-0-0
0-0-0		0-0-0	0-0-0		NEUTRAL		0-0-0		0-0-0		0-0-0
0-5-3		0-3-2	0-2-0		CONFERENCE		0-0-0		0-0-1		0-0-0
0-3-1		0-2-1	0-1-0		HOME		0-0-0		0-0-0		0-0-0
0-2-2		0-1-1	0-1-0		AWAY		0-0-0		0-0-1		0-0-0
0-0-0		0-0-0	0-0-0		NEUTRAL		0-0-0		0-0-0		0-0-0
RPI S	Opponent	Score	RPI S	Opponent	Score	RPI S	Opponent	Score	RPI S	Opponent	Score
2 A	Clemson	0 2	27 H	Virginia	0 1	81 H	Delaware	4 1	111 A	High Point	1 2
4 H	North Carolina	0 2	29 A	Charlotte	0 5	86 H	UNCG	0 1	115 H	West Virginia	2 0
7 H	Notre Dame	0 0	47 A	Xavier	3 1	97 A	Cincinnati	5 1	125 A	Pittsburgh	0 0
15 H	Boston College	1 4	50 A	Duke	1 2				195 H	Belmont	1 2
23 A	Louisville	1 1							204 A	VMI	2 1
LAST 10 GAMES											
50 A	Duke	1 2	111 A	High Point	1 2						
195 H	Belmont	1 2	125 A	Pittsburgh	0 0						
27 H	Virginia	0 1	115 H	West Virginia	2 0						
29 A	Charlotte	0 5	2 A	Clemson	0 2						
7 H	Notre Dame	0 0	15 H	Boston College	1 4						

Non-Div. I Games:

Virginia Tech

Average RPI Win:	134	WON-LOST RECORD	WINNING PCT. RANK	LAST 10 GAMES	STRENGTH OF SCHEDULE	OPP. STRENGTH OF SCHEDULE	TEAM RPI	ADJ RPI	CONF. RPI	ADJ CONF. RPI				
DIV. I ONLY		9-8-2	.52632	94	6-3-1	112	154	98	.48523	108	16	17		
DIV. I NON-CONF.		4-4-0	.5	99	1-1-0	104	102	90	.49199	93	21	20		
<hr/>														
TOTALS	RPI 1-25	RPI 26-50		W-L RECORDS		RPI 51-100		RPI 101-150		RPI 150+				
9-8-2	0-1-0	0-0-0		OVERALL		3-4-0		2-3-1		4-0-1				
3-3-2	0-0-0	0-0-0		HOME		1-1-0		1-2-1		1-0-1				
5-4-0	0-1-0	0-0-0		AWAY		2-2-0		1-1-0		2-0-0				
1-1-0	0-0-0	0-0-0		NEUTRAL		0-1-0		0-0-0		1-0-0				
<hr/>														
4-4-0	0-1-0	0-0-0		NON-CONFERENCE		1-1-0		1-2-0		2-0-0				
1-1-0	0-0-0	0-0-0		HOME		1-0-0		0-1-0		0-0-0				
2-3-0	0-1-0	0-0-		AWAY		0-1-0		1-1-0		1-0-0				
1-0-0	0-0-0	0-0-0		NEUTRAL		0-0-0		0-0-0		1-0-0				
<hr/>														
5-4-2	0-0-0	0-0-0		CONFERENCE		2-3-0		1-1-1		2-0-1				
2-2-2	0-0-0	0-0-0		HOME		0-1-0		1-1-1		1-0-1				
3-1-0	0-0-0	0-0-0		AWAY		2-1-0		0-0-0		1-0-0				
0-1-0	0-0-0	0-0-0		NEUTRAL		0-1-0		0-0-0		0-0-0				
<hr/>														
RPI	S	Opponent	Score		RPI	S	Opponent	Score		RPI	S	Opponent	Score	
11	A	Ohio St.	0	1						51	A	Dayton	1	4
										71	A	Oakland	4	3
										71	N	Oakland	0	1
										75	A	Ill.-Chicago	1	0
										89	H	Wright St.	0	1
										97	H	Cincinnati	3	1
										99	A	Valparaiso	0	1
										105	A	Bowling Green	0	3
										125	A	Pittsburgh	1	0
										145	H	Robert Morris	1	4
										148	H	Northern Ky.	1	2
										149	H	Detroit	1	1
										149	H	Detroit	1	0
										157	A	Duquesne	1	0
										166	A	Green Bay	1	0
										168	N	Cornell	2	1
										174	H	Milwaukee	0	0
										195	H	Belmont	1	0
<hr/>														
LAST 10 GAMES														
71	N	Oakland	0	1	11	A	Ohio St.	0	1					
149	H	Detroit	1	0	195	H	Belmont	1	0					
75	A	Ill.-Chicago	1	0	125	A	Pittsburgh	1	0					
166	A	Green Bay	1	0	71	A	Oakland	4	3					
174	H	Milwaukee	0	0	148	H	Northern Ky.	1	2					

Non-Div. I Games:

Cleveland St.

U  
C  
F

UCF

Average RPI Win: 117		WON-LOST RECORD		WINNING PCT. RANK		LAST 10 GAMES		STRENGTH OF SCHEDULE		OPP. STRENGTH OF SCHEDULE		TEAM RPI		ADJ RPI		CONF. RPI		ADJ CONF. RPI	
DIV. I ONLY		8-10-3		.45238 128		3-4-3		104		44		113		.48427 110		8		7	
DIV. I NON-CONF.		4-5-0		.44444 132		0-0-0		140		78		134		.45916 133		4		3	
TOTALS		RPI 1-25		RPI 26-50		W-L RECORDS		RPI 51-100		RPI 101-150		RPI 150+							
8-10-3		0-4-0		1-3-1		OVERALL		1-0-1		4-3-1		2-0-0							
5-2-2		0-1-0		1-0-0		HOME		0-0-1		2-1-1		2-0-0							
3-8-1		0-3-0		0-3-1		AWAY		1-0-0		2-2-0		0-0-0							
0-0-0		0-0-0		0-0-0		NEUTRAL		0-0-0		0-0-0		0-0-0							
4-5-0		0-1-0		0-2-0		NON-CONFERENCE		0-0-0		2-2-0		2-0-0							
3-1-0		0-0-0		0-0-0		HOME		0-0-0		1-1-0		2-0-0							
1-4-0		0-1-0		0-0-		AWAY		0-0-0		1-1-0		0-0-0							
0-0-0		0-0-0		0-0-0		NEUTRAL		0-0-0		0-0-0		0-0-0							
4-5-3		0-3-0		1-1-1		CONFERENCE		1-0-1		2-1-1		0-0-0							
2-1-2		0-1-0		1-0-0		HOME		0-0-1		1-0-1		0-0-0							
2-4-1		0-2-0		0-1-1		AWAY		1-0-0		1-1-0		0-0-0							
0-0-0		0-0-0		0-0-0		NEUTRAL		0-0-0		0-0-0		0-0-0							
RPI S	Opponent	Score		RPI S	Opponent	Score		RPI S	Opponent	Score		RPI S	Opponent	Score					
9 A	Seattle	0	6	30 A	Cal Poly	0	0	62 A	CSUN	2	1	101 H	UC Irvine	2	1				
17 A	UC Santa Barbara	0	1	30 H	Cal Poly	3	2	62 H	CSUN	1	1	103 H	CSU Bakersfield	1	2				
17 A	UC Santa Barbara	1	2	35 A	Cal St. Fullerton	0	1					124 H	Wisconsin	3	2				
17 H	UC Santa Barbara	0	1	43 A	California	1	2					131 A	UC Riverside	2	0				
				49 A	Washington	0	3					135 A	St. Mary's (CA)	2	1				
												137 A	Sacramento St.	0	1				
												137 H	Sacramento St.	1	1				
												147 A	San Jose St.	1	2				
												154 H	San Francisco	3	1				
												197 H	Pacific	6	0				
LAST 10 GAMES																			
17 A	UC Santa Barbara	0	1	17 A	UC Santa Barbara	1	2												
62 A	CSUN	2	1	137 H	Sacramento St.	1	1												
17 H	UC Santa Barbara	0	1	30 H	Cal Poly	3	2												
30 A	Cal Poly	0	0	101 H	UC Irvine	2	1												
137 A	Sacramento St.	0	1	62 H	CSUN	1	1												

Non-Div. I Games:

UC Davis

Average RPI Win: 131		WON-LOST	WINNING	LAST 10	STRENGTH OF		OPP. STRENGTH	TEAM	ADJ	CONF.	ADJ CONF.
Average RPI Loss: 97		RECORD	PCT. RANK	GAMES	SCHEDULE		OF SCHEDULE	RPI	RPI	RPI	RPI
DIV. I ONLY		7-6-7	.525	100	2-3-5		103	135	111	.48378	111
DIV. I NON-CONF.		3-3-2	.5	99	0-1-1		154	76	128	.4659	122
TOTALS		RPI 1-25	RPI 26-50		W-L RECORDS		RPI 51-100		RPI 101-150		RPI 150+
7-6-7		0-0-2	1-1-0		OVERALL		1-2-3		1-2-1		4-1-1
3-3-3		0-0-1	0-0-0		HOME		1-1-1		1-1-0		1-1-1
3-3-3		0-0-1	0-1-0		AWAY		0-1-1		0-0-0		3-0-0
1-0-1		0-0-0	1-0-0		NEUTRAL		0-0-1		0-0-0		0-0-0
3-3-2		0-0-0	0-0-0		NON-CONFERENCE		1-2-1		1-1-1		1-0-0
3-1-0		0-0-0	0-0-0		HOME		1-1-0		1-0-0		1-0-0
0-2-2		0-0-0	0-0-		AWAY		0-1-1		0-1-1		0-0-0
0-0-0		0-0-0	0-0-0		NEUTRAL		0-0-0		0-0-0		0-0-0
4-3-5		0-0-2	1-1-0		CONFERENCE		0-0-2		0-1-0		3-1-1
0-2-3		0-0-1	0-0-0		HOME		0-0-1		0-1-0		0-1-1
3-1-1		0-0-1	0-1-0		AWAY		0-0-0		0-0-0		3-0-0
1-0-1		0-0-0	1-0-0		NEUTRAL		0-0-1		0-0-0		0-0-0
RPI S	Opponent	Score	RPI S	Opponent	Score	RPI S	Opponent	Score	RPI S	Opponent	Score
22 A	Coastal Caro.	1 1	26 A	Radford	1 2	51 H	Dayton	1 2	107 H	Virginia Tech	2 1
22 H	Coastal Caro.	0 0	26 N	Radford	4 3	60 A	UNCW	0 0	116 H	Campbell	0 1
						74 A	ETSU	0 2	130 A	George Mason	0 1
						86 H	UNCG	1 0	139 A	Davidson	1 1
						87 H	Winthrop	1 1	153 A	Longwood	2 1
						87 N	Winthrop	0 0	160 A	UNC Asheville	3 0
									180 A	Gardner-Webb	4 1
									186 H	Liberty	0 2
									204 H	VMI	1 0
									205 H	Presbyterian	0 0
LAST 10 GAMES											
	87 N	Winthrop	0	0		22 H	Coastal Caro.	0	0		
	26 N	Radford	4	3		180 A	Gardner-Webb	4	1		
	22 A	Coastal Caro.	1	1		116 H	Campbell	0	1		
	130 A	George Mason	0	1		87 H	Winthrop	1	1		
	139 A	Davidson	1	1		26 A	Radford	1	2		

Non-Div. I Games: Laurel 10 0

High Point

Average RPI Win: 138		WON-LOST	WINNING	LAST 10	STRENGTH OF	OPP. STRENGTH	TEAM	ADJ	CONF.	ADJ CONF.		
Average RPI Loss: 74		RECORD	PCT. RANK	GAMES	SCHEDULE	OF SCHEDULE	RPI	RPI	RPI	RPI		
DIV. I ONLY		9-7-2	.55556	78	3-6-1	181	109	118	.48149	112	14	14
DIV. I NON-CONF.		5-1-1	.78571	16	0-0-0	175	108	119	.4702	116	15	15
<hr/>												
TOTALS		RPI 1-25		RPI 26-50		W-L RECORDS		RPI 51-100		RPI 101-150		RPI 150+
9-7-2		0-0-0		1-1-0		OVERALL		3-6-1		0-0-1		5-0-0
5-2-1		0-0-0		1-0-0		HOME		1-2-1		0-0-0		3-0-0
4-5-1		0-0-0		0-1-0		AWAY		2-4-0		0-0-1		2-0-0
0-0-0		0-0-0		0-0-0		NEUTRAL		0-0-0		0-0-0		0-0-0
<hr/>												
5-1-1		0-0-0		1-1-0		NON-CONFERENCE		1-0-0		0-0-1		3-0-0
3-0-0		0-0-0		1-0-0		HOME		0-0-0		0-0-0		2-0-0
2-1-1		0-0-0		0-0-		AWAY		1-0-0		0-0-1		1-0-0
0-0-0		0-0-0		0-0-0		NEUTRAL		0-0-0		0-0-0		0-0-0
<hr/>												
4-6-1		0-0-0		0-0-0		CONFERENCE		2-6-1		0-0-0		2-0-0
2-2-1		0-0-0		0-0-0		HOME		1-2-1		0-0-0		1-0-0
2-4-0		0-0-0		0-0-0		AWAY		1-4-0		0-0-0		1-0-0
0-0-0		0-0-0		0-0-0		NEUTRAL		0-0-0		0-0-0		0-0-0
<hr/>												
RPI	S	Opponent	Score	RPI	S	Opponent	Score	RPI	S	Opponent	Score	
				29	H	Charlotte	1 0	70	A	Mercer	1 2	
				34	A	North Carolina St.	1 2	70	H	Mercer	1 1	
								74	A	ETSU	2 3	
								74	A	ETSU	0 5	
								74	H	ETSU	3 2	
								86	A	UNCG	0 3	
								86	H	UNCG	1 2	
								87	A	Winthrop	3 0	
								91	A	Furman	3 1	
								91	H	Furman	1 2	

Non-Div. I Games:

Wofford



Average RPI Win:	114	WON-LOST RECORD	WINNING PCT. RANK	LAST 10 GAMES	STRENGTH OF SCHEDULE	OPP. STRENGTH OF SCHEDULE	TEAM RPI	ADJ RPI	CONF. RPI	ADJ CONF. RPI	
DIV. I ONLY		7-8-2	.47059 125	4-5-1	100	56	105	.48113 113	11	11	
DIV. I NON-CONF.		3-4-1	.4375 138	0-1-0	36	21	59	.52587 59	8	8	
<hr/>											
TOTALS	RPI 1-25	RPI 26-50		W-L RECORDS	RPI 51-100		RPI 101-150		RPI 150+		
7-8-2	0-3-0	1-2-0		OVERALL	2-1-1		2-0-0		2-2-1		
3-2-2	0-0-0	1-0-0		HOME	0-1-1		1-0-0		1-1-1		
2-6-0	0-3-0	0-2-0		AWAY	1-0-0		0-0-0		1-1-0		
2-0-0	0-0-0	0-0-0		NEUTRAL	1-0-0		1-0-0		0-0-0		
<hr/>											
3-4-1	0-2-0	0-2-0		NON-CONFERENCE	1-0-1		1-0-0		1-0-0		
1-0-1	0-0-0	0-0-0		HOME	0-0-1		0-0-0		1-0-0		
0-4-0	0-2-0	0-0-		AWAY	0-0-0		0-0-0		0-0-0		
2-0-0	0-0-0	0-0-0		NEUTRAL	1-0-0		1-0-0		0-0-0		
<hr/>											
4-4-1	0-1-0	1-0-0		CONFERENCE	1-1-0		1-0-0		1-2-1		
2-2-1	0-0-0	1-0-0		HOME	0-1-0		1-0-0		0-1-1		
2-2-0	0-1-0	0-0-0		AWAY	1-0-0		0-0-0		1-1-0		
0-0-0	0-0-0	0-0-0		NEUTRAL	0-0-0		0-0-0		0-0-0		
<hr/>											
RPI S	Opponent	Score	RPI S	Opponent	Score	RPI S	Opponent	Score	RPI S	Opponent	Score
4 A	North Carolina	2 3	30 A	Cal Poly	1 2	60 A	UNCW	1 0	102 H	William & Mary	3 1
17 A	UC Santa Barbara	1 3	34 A	North Carolina St.	0 2	81 H	Delaware	0 2	134 N	Northern Ill.	3 1
25 A	Elon	0 1	42 H	Hofstra	1 0	87 N	Winthrop	1 0	155 A	Northeastern	1 2
						91 H	Furman	1 1	176 H	James Madison	2 3
									176 H	James Madison	0 0
									184 H	Seton Hall	3 1
									189 A	Drexel	1 0
<hr/>											
			LAST 10 GAMES								
			176 H	James Madison	2 3	4 A	North Carolina	2 3			
			25 A	Elon	0 1	176 H	James Madison	0 0			
			60 A	UNCW	1 0	81 H	Delaware	0 2			
			155 A	Northeastern	1 2	189 A	Drexel	1 0			
			42 H	Hofstra	1 0	102 H	William & Mary	3 1			

Non-Div. I Games:

Col. of Charleston

Average RPI Win:		112	WON-LOST		WINNING		LAST 10		STRENGTH OF		OPP. STRENGTH		TEAM		ADJ		CONF.		ADJ CONF.	
Average RPI Loss:		67	RECORD		PCT. RANK		GAMES		SCHEDULE		OF SCHEDULE		RPI		RPI		RPI		RPI	
DIV. I ONLY			7-8-3		.47222		118		5-4-1		110		84		114		.48048		114	
DIV. I NON-CONF.			4-4-2		.5		99		2-0-0		149		116		144		.45443		144	
TOTALS		RPI 1-25		RPI 26-50		W-L RECORDS		RPI 51-100		RPI 101-150		RPI 150+								
7-8-3		0-1-0		1-1-0		OVERALL		3-5-1		0-1-0		3-0-2								
5-2-3		0-0-0		0-1-0		HOME		3-1-1		0-0-0		2-0-2								
2-6-0		0-1-0		1-0-0		AWAY		0-4-0		0-1-0		1-0-0								
0-0-0		0-0-0		0-0-0		NEUTRAL		0-0-0		0-0-0		0-0-0								
4-4-2		0-1-0		1-1-0		NON-CONFERENCE		0-1-0		0-1-0		3-0-2								
2-1-2		0-0-0		0-1-0		HOME		0-0-0		0-0-0		2-0-2								
2-3-0		0-1-0		1-0-		AWAY		0-1-0		0-1-0		1-0-0								
0-0-0		0-0-0		0-0-0		NEUTRAL		0-0-0		0-0-0		0-0-0								
3-4-1		0-0-0		0-0-0		CONFERENCE		3-4-1		0-0-0		0-0-0								
3-1-1		0-0-0		0-0-0		HOME		3-1-1		0-0-0		0-0-0								
0-3-0		0-0-0		0-0-0		AWAY		0-3-0		0-0-0		0-0-0								
0-0-0		0-0-0		0-0-0		NEUTRAL		0-0-0		0-0-0		0-0-0								
RPI	S	Opponent		Score		RPI	S	Opponent		Score		RPI	S	Opponent		Score				
23	A	Louisville		1	3	38	H	Harvard		1	2	52	A	New Hampshire		2	3			
						42	A	Hofstra		3	0	53	H	Albany (NY)		2	1			
												64	A	UMass Lowell		0	2			
												65	A	Villanova		1	2			
												66	H	Binghamton		2	3			
												66	H	Binghamton		2	1			
												67	H	Vermont		1	1			
												94	A	UMBC		0	3			
												96	H	Hartford		1	0			
LAST 10 GAMES																				
						66	H	Binghamton		2	3	67	H	Vermont		1	1			
						94	A	UMBC		0	3	64	A	UMass Lowell		0	2			
						66	H	Binghamton		2	1	52	A	New Hampshire		2	3			
						42	A	Hofstra		3	0	53	H	Albany (NY)		2	1			
						96	H	Hartford		1	0	193	A	Fairleigh Dickinson		2	1			

Non-Div. I Games:

Stony Brook

Average RPI Win:		115	WON-LOST		WINNING		LAST 10		STRENGTH OF		OPP. STRENGTH		TEAM		ADJ		CONF.		ADJ CONF.				
Average RPI Loss:		78	RECORD		PCT. RANK		GAMES		SCHEDULE		OF SCHEDULE		RPI		RPI		RPI		RPI				
DIV. I ONLY			7-12-0		.36842		156		3-7-0		31		104		107		.48008		115				
DIV. I NON-CONF.			5-8-0		.38462		152		1-3-0		84		106		116		.4642		125				
TOTALS		RPI 1-25		RPI 26-50		W-L RECORDS		RPI 51-100		RPI 101-150		RPI 150+											
7-12-0		0-3-0		0-1-0		OVERALL		3-4-0		2-2-0		2-2-0											
6-4-0		0-2-0		0-0-0		HOME		3-1-0		1-0-0		2-1-0											
1-8-0		0-1-0		0-1-0		AWAY		0-3-0		1-2-0		0-1-0											
0-0-0		0-0-0		0-0-0		NEUTRAL		0-0-0		0-0-0		0-0-0											
5-8-0		0-1-0		0-1-0		NON-CONFERENCE		2-4-0		1-1-0		2-1-0											
4-3-0		0-1-0		0-0-0		HOME		2-1-0		0-0-0		2-1-0											
1-5-0		0-0-0		0-0-		AWAY		0-3-0		1-1-0		0-0-0											
0-0-0		0-0-0		0-0-0		NEUTRAL		0-0-0		0-0-0		0-0-0											
2-4-0		0-2-0		0-0-0		CONFERENCE		1-0-0		1-1-0		0-1-0											
2-1-0		0-1-0		0-0-0		HOME		1-0-0		1-0-0		0-0-0											
0-3-0		0-1-0		0-0-0		AWAY		0-0-0		0-1-0		0-1-0											
0-0-0		0-0-0		0-0-0		NEUTRAL		0-0-0		0-0-0		0-0-0											
RPI	S	Opponent		Score		RPI	S	Opponent		Score		RPI	S	Opponent		Score							
5	H	Georgetown		1	3	46	A	Michigan		1	3	63	A	Michigan St.		0	1	105	A	Bowling Green			
6	A	Akron		2	3							73	H	Western Mich.		1	0	106	A	Saint Francis (PA)			
6	H	Akron		0	2							79	H	Penn St.		3	0	107	A	Virginia Tech			
												82	A	Princeton		2	3	134	H	Northern Ill.			
												86	H	UNCG		1	0	154	H	San Francisco			
												89	A	Wright St.		1	3	159	A	Buffalo			
												95	H	Navy		0	1	176	H	James Madison			
																		177	H	Penn			
						LAST 10 GAMES																	
						6	A	Akron		2	3	82	A	Princeton		2	3	159	A	Buffalo			
						134	H	Northern Ill.		3	2	79	H	Penn St.		3	0	73	H	Western Mich.			
						177	H	Penn		2	3	73	H	Western Mich.		1	0	107	A	Virginia Tech			
						6	H	Akron		0	2												
						105	A	Bowling Green		0	2												

Non-Div. I Games:

West Virginia

Average RPI Win:		174	WON-LOST RECORD		WINNING PCT. RANK		LAST 10 GAMES		STRENGTH OF SCHEDULE		OPP. STRENGTH OF SCHEDULE		TEAM RPI		ADJ RPI		CONF. RPI		ADJ CONF. RPI	
DIV. I ONLY			10-9-0		.52632 94		6-4-0		160		156		116		.47897 116		18		18	
DIV. I NON-CONF.			4-4-0		.5 99		0-1-0		147		98		107		.48278 103		16		16	
TOTALS		RPI 1-25		RPI 26-50		W-L RECORDS		RPI 51-100		RPI 101-150		RPI 150+								
10-9-0		0-3-0		0-1-0		OVERALL		0-3-0		1-1-0		9-1-0								
5-3-0		0-1-0		0-1-0		HOME		0-0-0		0-0-0		5-1-0								
4-4-0		0-1-0		0-0-0		AWAY		0-2-0		1-1-0		3-0-0								
1-2-0		0-1-0		0-0-0		NEUTRAL		0-1-0		0-0-0		1-0-0								
4-4-0		0-2-0		0-0-0		NON-CONFERENCE		0-1-0		0-1-0		4-0-0								
2-1-0		0-1-0		0-0-0		HOME		0-0-0		0-0-0		2-0-0								
1-2-0		0-0-0		0-0-		AWAY		0-1-0		0-1-0		1-0-0								
1-1-0		0-1-0		0-0-0		NEUTRAL		0-0-0		0-0-0		1-0-0								
6-5-0		0-1-0		0-1-0		CONFERENCE		0-2-0		1-0-0		5-1-0								
3-2-0		0-0-0		0-1-0		HOME		0-0-0		0-0-0		3-1-0								
3-2-0		0-1-0		0-0-0		AWAY		0-1-0		1-0-0		2-0-0								
0-1-0		0-0-0		0-0-0		NEUTRAL		0-1-0		0-0-0		0-0-0								
RPI	S	Opponent		Score		RPI	S	Opponent		Score		RPI	S	Opponent		Score				
4	H	North Carolina		1	6	26	H	Radford		0	2	60	A	UNCW		2	6			
22	A	Coastal Caro.		1	2							87	A	Winthrop		1	4			
25	N	Elon		0	2							87	N	Winthrop		0	4			
														111	A	High Point		1	0	
														139	A	Davidson		1	2	
														153	H	Longwood		1	2	
														153	H	Longwood		3	2	
														160	A	UNC Asheville		1	0	
														175	N	Lipscomb		3	2	
														178	H	Stetson		1	0	
														180	H	Gardner-Webb		4	2	
														186	H	Liberty		2	1	
														194	H	Jacksonville		4	3	
														195	A	Belmont		3	2	
														205	A	Presbyterian		3	1	
LAST 10 GAMES																				
						87	N	Winthrop		0	4	87	A	Winthrop		1	4			
						153	H	Longwood		3	2	111	A	High Point		1	0			
						22	A	Coastal Caro.		1	2	205	A	Presbyterian		3	1			
						160	A	UNC Asheville		1	0	4	H	North Carolina		1	6			
						186	H	Liberty		2	1	180	H	Gardner-Webb		4	2			

**Non-Div. I Games:**

Campbell

UAB				Through Games Of Nov. 15, 2015										
Average RPI Win:		119	WON-LOST RECORD	WINNING PCT. RANK	LAST 10 GAMES	STRENGTH OF SCHEDULE	OPP. STRENGTH OF SCHEDULE	TEAM RPI	ADJ RPI	CONF. RPI	ADJ CONF. RPI			
Average RPI Loss:		45												
DIV. I ONLY		5-11-0	.3125	172	2-8-0	39	22	119	.47602	117	4	4		
DIV. I NON-CONF.		3-5-0	.375	153	0-2-0	50	20	112	.47489	112	3	4		
<hr/>														
TOTALS		RPI 1-25	RPI 26-50		W-L RECORDS		RPI 51-100		RPI 101-150		RPI 150+			
5-11-0		1-5-0	0-4-0		OVERALL		1-1-0		1-0-0		2-1-0			
4-5-0		1-3-0	0-1-0		HOME		1-0-0		0-0-0		2-1-0			
1-5-0		0-1-0	0-3-0		AWAY		0-1-0		1-0-0		0-0-0			
0-1-0		0-1-0	0-0-0		NEUTRAL		0-0-0		0-0-0		0-0-0			
3-5-0		0-4-0	0-0-0		NON-CONFERENCE		1-0-0		1-0-0		1-1-0			
2-3-0		0-2-0	0-0-0		HOME		1-0-0		0-0-0		1-1-0			
1-1-0		0-1-0	0-0-		AWAY		0-0-0		1-0-0		0-0-0			
0-1-0		0-1-0	0-0-0		NEUTRAL		0-0-0		0-0-0		0-0-0			
2-6-0		1-1-0	0-4-0		CONFERENCE		0-1-0		0-0-0		1-0-0			
2-2-0		1-1-0	0-1-0		HOME		0-0-0		0-0-0		1-0-0			
0-4-0		0-0-0	0-3-0		AWAY		0-1-0		0-0-0		0-0-0			
0-0-0		0-0-0	0-0-0		NEUTRAL		0-0-0		0-0-0		0-0-0			
RPI	S	Opponent	Score		RPI	S	Opponent	Score		RPI	S	Opponent	Score	
6	H	Akron	1	2	29	H	Charlotte	0	3	75	H	Ill.-Chicago	3	1
7	A	Notre Dame	0	4	31	A	Kentucky	0	1	92	A	Marshall	2	3
16	H	FIU	4	3	41	A	Old Dominion	1	3					
19	H	South Carolina	0	1	48	A	New Mexico	2	3					
21	N	Indiana	1	2										
22	H	Coastal Caro.	1	3										
<hr/>														
LAST 10 GAMES														
29	H	Charlotte	0	3	16	H	FIU	4	3					
92	A	Marshall	2	3	6	H	Akron	1	2					
31	A	Kentucky	0	1	41	A	Old Dominion	1	3					
182	H	Fla. Atlantic	3	0	22	H	Coastal Caro.	1	3					
48	A	New Mexico	2	3	19	H	South Carolina	0	1					

Non-Div. I Games:

UAB

Average RPI Win:	148	WON-LOST RECORD	WINNING PCT. RANK	LAST 10 GAMES	STRENGTH OF SCHEDULE	OPP. STRENGTH OF SCHEDULE	TEAM RPI	ADJ RPI	CONF. RPI	ADJ CONF. RPI		
DIV. I ONLY		10-3-5	.69444	22	4-3-3	200	190	108	.47323	118	23	22
DIV. I NON-CONF.		7-1-2	.8	14	1-1-0	190	145	110	.47676	109	24	24
<hr/>												
TOTALS	RPI 1-25	RPI 26-50		W-L RECORDS		RPI 51-100		RPI 101-150		RPI 150+		
10-3-5	0-0-0	0-0-1		OVERALL		2-0-0		2-2-1		6-1-3		
7-1-1	0-0-0	0-0-0		HOME		2-0-0		1-1-0		4-0-1		
3-2-4	0-0-0	0-0-1		AWAY		0-0-0		1-1-1		2-1-2		
0-0-0	0-0-0	0-0-0		NEUTRAL		0-0-0		0-0-0		0-0-0		
7-1-2	0-0-0	0-0-1		NON-CONFERENCE		2-0-0		1-0-0		4-1-1		
5-0-0	0-0-0	0-0-0		HOME		2-0-0		0-0-0		3-0-0		
2-1-2	0-0-0	0-1-		AWAY		0-0-0		1-0-0		1-1-1		
0-0-0	0-0-0	0-0-0		NEUTRAL		0-0-0		0-0-0		0-0-0		
3-2-3	0-0-0	0-0-0		CONFERENCE		0-0-0		1-2-1		2-0-2		
2-1-1	0-0-0	0-0-0		HOME		0-0-0		1-1-0		1-0-1		
1-1-2	0-0-0	0-0-0		AWAY		0-0-0		0-1-1		1-0-1		
0-0-0	0-0-0	0-0-0		NEUTRAL		0-0-0		0-0-0		0-0-0		
RPI	S	Opponent	Score	RPI	S	Opponent	Score	RPI	S	Opponent	Score	
				36	A	UConn	0 0	53	H	Albany (NY)	1 0	
								64	H	UMass Lowell	3 0	
								106	H	Saint Francis (PA)	5 0	
								127	A	Rhode Island	2 0	
								145	H	Robert Morris	0 1	
								146	A	LIU Brooklyn	0 1	
								146	A	LIU Brooklyn	1 1	
								163	H	Lafayette	1 0	
								169	A	Saint Peter's	1 1	
								171	H	Bryant	0 0	
								173	A	Central Conn. St.	1 0	
								191	H	Saint Joseph's	2 0	
								193	A	Fairleigh Dickinson	1 1	
								199	A	NJIT	2 3	
								200	H	Sacred Heart	3 0	
								202	A	Howard	5 0	
								203	H	St. Bonaventure	3 0	
LAST 10 GAMES												
				146	A	LIU Brooklyn	1 1	106	H	Saint Francis (PA)	5 0	
				146	A	LIU Brooklyn	0 1	173	A	Central Conn. St.	1 0	
				193	A	Fairleigh Dickinson	1 1	171	H	Bryant	0 0	
				200	H	Sacred Heart	3 0	199	A	NJIT	2 3	
				145	H	Robert Morris	0 1	53	H	Albany (NY)	1 0	

Non-Div. I Games:

St. Francis Brooklyn

Average RPI Win:	149	WON-LOST	WINNING	LAST 10	STRENGTH OF	OPP. STRENGTH	TEAM	ADJ	CONF.	ADJ CONF.	
Average RPI Loss:	98	RECORD	PCT. RANK	GAMES	SCHEDULE	OF SCHEDULE	RPI	RPI	RPI	RPI	
DIV. I ONLY	10-8-0	.55556	78	7-3-0	191	147	122	.47278	119	19	19
DIV. I NON-CONF.	4-5-0	.44444	132	1-0-0	109	163	83	.50071	82	13	13
<hr/>											
TOTALS	RPI 1-25	RPI 26-50		W-L RECORDS	RPI 51-100		RPI 101-150		RPI 150+		
10-8-0	0-0-0	0-2-0		OVERALL	2-3-0		3-2-0		5-1-0		
5-3-0	0-0-0	0-0-0		HOME	0-1-0		2-1-0		3-1-0		
4-3-0	0-0-0	0-1-0		AWAY	2-1-0		1-1-0		1-0-0		
1-2-0	0-0-0	0-1-0		NEUTRAL	0-1-0		0-0-0		1-0-0		
<hr/>											
4-5-0	0-0-0	0-2-0		NON-CONFERENCE	0-2-0		1-1-0		3-0-0		
3-1-0	0-0-0	0-0-0		HOME	0-1-0		1-0-0		2-0-0		
0-3-0	0-0-0	0-0-		AWAY	0-1-0		0-1-0		0-0-0		
1-1-0	0-0-0	0-1-0		NEUTRAL	0-0-0		0-0-0		1-0-0		
<hr/>											
6-3-0	0-0-0	0-0-0		CONFERENCE	2-1-0		2-1-0		2-1-0		
2-2-0	0-0-0	0-0-0		HOME	0-0-0		1-1-0		1-1-0		
4-0-0	0-0-0	0-0-0		AWAY	2-0-0		1-0-0		1-0-0		
0-1-0	0-0-0	0-0-0		NEUTRAL	0-1-0		0-0-0		0-0-0		
<hr/>											
RPI S	Opponent	Score	RPI S	Opponent	Score	RPI S	Opponent	Score	RPI S	Opponent	Score
			35 A	Cal St. Fullerton	0 3	85 A	San Diego St.	0 3	106 A	Saint Francis (PA)	0 2
			37 N	American	1 2	90 A	Saint Louis	1 0	127 H	Rhode Island	0 1
						93 A	VCU	1 0	130 H	George Mason	1 0
						93 N	VCU	0 4	139 A	Davidson	2 1
						94 H	UMBC	2 3	145 H	Robert Morris	4 1
									153 H	Longwood	2 0
									165 H	Massachusetts	2 0
									179 H	Loyola Maryland	1 0
									191 A	Saint Joseph's	1 0
									202 N	Howard	3 1
									203 H	St. Bonaventure	1 2
<hr/>											
			LAST 10 GAMES								
			93 N	VCU	0 4	127 H	Rhode Island	0 1			
			90 A	Saint Louis	1 0	153 H	Longwood	2 0			
			165 H	Massachusetts	2 0	130 H	George Mason	1 0			
			93 A	VCU	1 0	191 A	Saint Joseph's	1 0			
			203 H	St. Bonaventure	1 2	139 A	Davidson	2 1			

Non-Div. I Games:

George Washington

Average RPI Win: 139		WON-LOST RECORD		WINNING PCT. RANK		LAST 10 GAMES		STRENGTH OF SCHEDULE		OPP. STRENGTH OF SCHEDULE		TEAM RPI		ADJ RPI		CONF. RPI		ADJ CONF. RPI	
DIV. I ONLY		6-8-4		.44444 132		3-5-2		116		86		133		.4725 120		10		10	
DIV. I NON-CONF.		3-4-2		.44444 132		1-1-0		123		80		135		.45909 134		14		14	
TOTALS		RPI 1-25		RPI 26-50		W-L RECORDS		RPI 51-100		RPI 101-150		RPI 150+							
6-8-4		0-1-0		2-2-0		OVERALL		0-4-2		0-0-2		4-1-0							
2-4-2		0-0-0		0-1-0		HOME		0-2-1		0-0-1		2-1-0							
4-4-2		0-1-0		2-1-0		AWAY		0-2-1		0-0-1		2-0-0							
0-0-0		0-0-0		0-0-0		NEUTRAL		0-0-0		0-0-0		0-0-0							
3-4-2		0-1-0		1-0-0		NON-CONFERENCE		0-2-2		0-0-0		2-1-0							
1-2-1		0-0-0		0-0-0		HOME		0-1-1		0-0-0		1-1-0							
2-2-1		0-1-0		1-0-		AWAY		0-1-1		0-0-0		1-0-0							
0-0-0		0-0-0		0-0-0		NEUTRAL		0-0-0		0-0-0		0-0-0							
3-4-2		0-0-0		1-2-0		CONFERENCE		0-2-0		0-0-2		2-0-0							
1-2-1		0-0-0		0-1-0		HOME		0-1-0		0-0-1		1-0-0							
2-2-1		0-0-0		1-1-0		AWAY		0-1-0		0-0-1		1-0-0							
0-0-0		0-0-0		0-0-0		NEUTRAL		0-0-0		0-0-0		0-0-0							
RPI S	Opponent	Score		RPI S	Opponent	Score		RPI S	Opponent	Score		RPI S	Opponent	Score					
24 A	Dartmouth	0	1	28 A	Boston U.	1	2	56 A	Brown	0	1	122 A	Bucknell	1	1				
				37 H	American	0	1	59 A	Colgate	0	2	123 H	Army West Point	1	1				
				44 A	Lehigh	1	0	61 H	Providence	1	1	155 H	Northeastern	0	1				
				50 A	Duke	1	0	76 H	Monmouth	0	1	163 H	Lafayette	1	0				
								95 H	Navy	0	1	179 A	Loyola Maryland	2	0				
								96 A	Hartford	0	0	196 A	Quinnipiac	3	1				
												200 H	Sacred Heart	5	0				
LAST 10 GAMES																			
				179 A	Loyola Maryland	2	0	59 A	Colgate	0	2								
				37 H	American	0	1	50 A	Duke	1	0								
				28 A	Boston U.	1	2	95 H	Navy	0	1								
				163 H	Lafayette	1	0	123 H	Army West Point	1	1								
				155 H	Northeastern	0	1	122 A	Bucknell	1	1								

Non-Div. I Games:

Holy Cross



Average RPI Win: 143		WON-LOST	WINNING	LAST 10	STRENGTH OF		OPP. STRENGTH	TEAM	ADJ		CONF.	ADJ CONF.		
Average RPI Loss: 83		RECORD	PCT. RANK	GAMES	SCHEDULE		OF SCHEDULE	RPI	RPI		RPI	RPI		
DIV. I ONLY		7-9-1	.44118	138	4-5-1		121	119	127	.47204	121	12		
DIV. I NON-CONF.		3-4-0	.42857	142	0-0-0		137	103	135	.45869	136	20		
TOTALS		RPI 1-25	RPI 26-50		W-L RECORDS		RPI 51-100		RPI 101-150		RPI 150+			
7-9-1		0-1-0	0-2-0		OVERALL		1-2-0		4-3-1		2-1-0			
5-1-0		0-0-0	0-0-0		HOME		1-0-0		3-1-0		1-0-0			
2-7-1		0-1-0	0-2-0		AWAY		0-1-0		1-2-1		1-1-0			
0-1-0		0-0-0	0-0-0		NEUTRAL		0-1-0		0-0-0		0-0-0			
3-4-0		0-0-0	0-1-0		NON-CONFERENCE		0-2-0		2-0-0		1-1-0			
1-0-0		0-0-0	0-0-0		HOME		0-0-0		1-0-0		0-0-0			
2-3-0		0-0-0	0-0-		AWAY		0-1-0		1-0-0		1-1-0			
0-1-0		0-0-0	0-0-0		NEUTRAL		0-1-0		0-0-0		0-0-0			
4-5-1		0-1-0	0-1-0		CONFERENCE		1-0-0		2-3-1		1-0-0			
4-1-0		0-0-0	0-0-0		HOME		1-0-0		2-1-0		1-0-0			
0-4-1		0-1-0	0-1-0		AWAY		0-0-0		0-2-1		0-0-0			
0-0-0		0-0-0	0-0-0		NEUTRAL		0-0-0		0-0-0		0-0-0			
RPI	S	Opponent	Score		RPI	S	Opponent	Score		RPI	S	Opponent	Score	
9	A	Seattle	0 2		30	A	Cal Poly	0 1		59	A	Colgate	2 3	
					33	A	Utah Valley	1 2						
										77	H	UNLV	2 1	
										78	N	Drake	1 2	
										103	A	CSU Bakersfield	1 2	
										123	H	Army West Point	1 0	
										128	A	Bradley	1 0	
										129	H	Houston Baptist	1 2	
										136	A	UMKC	0 1	
										142	H	Incarnate Word	1 0	
										147	A	San Jose St.	1 1	
										150	H	Grand Canyon	3 2	
										168	A	Cornell	1 2	
										187	A	Evansville	2 1	
										192	H	UTRGV	1 0	
LAST 10 GAMES														
					136	A	UMKC	0 1		129	H	Houston Baptist	1 2	
					77	H	UNLV	2 1		192	H	UTRGV	1 0	
					150	H	Grand Canyon	3 2		142	H	Incarnate Word	1 0	
					147	A	San Jose St.	1 1		9	A	Seattle	0 2	
					103	A	CSU Bakersfield	1 2		33	A	Utah Valley	1 2	

Non-Div. I Games:

Air Force

Average RPI Win: 157		WON-LOST	WINNING	LAST 10	STRENGTH OF		OPP. STRENGTH	TEAM	ADJ	CONF.	ADJ CONF.
Average RPI Loss: 66		RECORD	PCT. RANK	GAMES	SCHEDULE		OF SCHEDULE	RPI	RPI	RPI	RPI
DIV. I ONLY		7-7-5	.5	101	4-4-2		134	107	124	.47191	122
DIV. I NON-CONF.		4-3-2	.55556	82	1-0-0		172	125	151	.44587	150
TOTALS		RPI 1-25	RPI 26-50		W-L RECORDS		RPI 51-100		RPI 101-150		RPI 150+
7-7-5		0-1-0	0-3-2		OVERALL		1-1-1		2-1-1		4-1-1
5-3-1		0-1-0	0-0-0		HOME		1-1-0		1-1-1		3-0-0
1-4-4		0-0-0	0-3-2		AWAY		0-0-1		0-0-0		1-1-1
1-0-0		0-0-0	0-0-0		NEUTRAL		0-0-0		1-0-0		0-0-0
4-3-2		0-1-0	0-1-0		NON-CONFERENCE		0-0-1		1-1-0		3-0-1
2-2-0		0-1-0	0-0-0		HOME		0-0-0		0-1-0		2-0-0
1-1-2		0-0-0	0-0-		AWAY		0-0-1		0-0-0		1-0-1
1-0-0		0-0-0	0-0-0		NEUTRAL		0-0-0		1-0-0		0-0-0
3-4-3		0-0-0	0-2-2		CONFERENCE		1-1-0		1-0-1		1-1-0
3-1-1		0-0-0	0-0-0		HOME		1-1-0		1-0-1		1-0-0
0-3-2		0-0-0	0-2-2		AWAY		0-0-0		0-0-0		0-1-0
0-0-0		0-0-0	0-0-0		NEUTRAL		0-0-0		0-0-0		0-0-0
RPI S	Opponent	Score	RPI S	Opponent	Score	RPI S	Opponent	Score	RPI S	Opponent	Score
3 H	Syracuse	0 1	28 A	Boston U.	1 1	59 H	Colgate	0 2	106 H	Saint Francis (PA)	1 3
			37 A	American	0 3	88 A	Hartwick	2 2	120 H	Holy Cross	1 1
			44 A	Lehigh	0 2	95 H	Navy	1 0	123 H	Army West Point	4 0
			44 A	Lehigh	1 1				148 N	Northern Ky.	1 0
			47 A	Xavier	0 1				163 A	Lafayette	0 1
									167 H	La Salle	4 2
									179 H	Loyola Maryland	5 0
									184 H	Seton Hall	4 0
									193 A	Fairleigh Dickinson	2 2
									202 A	Howard	5 2
LAST 10 GAMES											
			44 A	Lehigh	0 2	95 H	Navy	1 0			
			123 H	Army West Point	4 0	202 A	Howard	5 2			
			44 A	Lehigh	1 1	59 H	Colgate	0 2			
			179 H	Loyola Maryland	5 0	163 A	Lafayette	0 1			
			37 A	American	0 3	120 H	Holy Cross	1 1			

Non-Div. I Games:

Bucknell

Average RPI Win:		142	WON-LOST		WINNING		LAST 10		STRENGTH OF		OPP. STRENGTH		TEAM	ADJ		CONF.	ADJ CONF.	
Average RPI Loss:		74	RECORD		PCT. RANK		GAMES		SCHEDULE		OF SCHEDULE		RPI	RPI		RPI	RPI	
DIV. I ONLY			5-8-5		.41667		143		3-4-3		68		127		129		.4712	
DIV. I NON-CONF.			2-4-2		.375		153		0-1-0		95		165		141		.46018	
TOTALS		RPI 1-25		RPI 26-50		W-L RECORDS		RPI 51-100		RPI 101-150		RPI 150+						
5-8-5		0-1-0		1-3-2		OVERALL		1-1-0		0-2-2		3-1-1						
3-3-2		0-0-0		1-2-2		HOME		0-1-0		0-0-0		2-0-0						
1-5-3		0-1-0		0-1-0		AWAY		0-0-0		0-2-2		1-1-1						
1-0-0		0-0-0		0-0-0		NEUTRAL		1-0-0		0-0-0		0-0-0						
2-4-2		0-1-0		0-2-0		NON-CONFERENCE		0-0-0		0-1-1		2-0-1						
2-2-0		0-0-0		0-2-0		HOME		0-0-0		0-0-0		2-0-0						
0-2-2		0-1-0		0-0-		AWAY		0-0-0		0-1-1		0-0-1						
0-0-0		0-0-0		0-0-0		NEUTRAL		0-0-0		0-0-0		0-0-0						
3-4-3		0-0-0		1-1-2		CONFERENCE		1-1-0		0-1-1		1-1-0						
1-1-2		0-0-0		1-0-2		HOME		0-1-0		0-0-0		0-0-0						
1-3-1		0-0-0		0-1-0		AWAY		0-0-0		0-1-1		1-1-0						
1-0-0		0-0-0		0-0-0		NEUTRAL		1-0-0		0-0-0		0-0-0						
RPI	S	Opponent		Score		RPI	S	Opponent		Score		RPI	S	Opponent		Score		
18	A	Denver		0 1		28	H	Boston U.		1 1		59	H	Colgate		1 2		
						32	H	Rutgers		0 2		95	N	Navy		2 1		
						37	A	American		1 4								
						37	H	American		0 0								
						42	H	Hofstra		0 1								
						44	H	Lehigh		3 2								

Non-Div. I Games:

Army West Point

Average RPI Win:	99	WON-LOST	WINNING	LAST 10	STRENGTH OF	OPP. STRENGTH	TEAM	ADJ	CONF.	ADJ CONF.	
Average RPI Loss:	61	RECORD	PCT. RANK	GAMES	SCHEDULE	OF SCHEDULE	RPI	RPI	RPI	RPI	
DIV. I ONLY	5-11-3	.34211	168	3-4-3	45	50	126	.47112	124	3	3
DIV. I NON-CONF.	3-7-0	.3	167	2-1-0	103	126	153	.43787	157	2	2
<hr/>											
TOTALS	RPI 1-25	RPI 26-50		W-L RECORDS	RPI 51-100		RPI 101-150		RPI 150+		
5-11-3	0-4-0	1-3-1		OVERALL	2-1-2		1-2-0		1-1-0		
1-6-2	0-1-0	0-3-0		HOME	1-0-2		0-1-0		0-1-0		
4-5-1	0-3-0	1-0-1		AWAY	1-1-0		1-1-0		1-0-0		
0-0-0	0-0-0	0-0-0		NEUTRAL	0-0-0		0-0-0		0-0-0		
3-7-0	0-0-0	0-3-0		NON-CONFERENCE	1-1-0		1-2-0		1-1-0		
0-5-0	0-0-0	0-3-0		HOME	0-0-0		0-1-0		0-1-0		
3-2-0	0-0-0	0-0-		AWAY	1-1-0		1-1-0		1-0-0		
0-0-0	0-0-0	0-0-0		NEUTRAL	0-0-0		0-0-0		0-0-0		
2-4-3	0-4-0	1-0-1		CONFERENCE	1-0-2		0-0-0		0-0-0		
1-1-2	0-1-0	0-0-0		HOME	1-0-2		0-0-0		0-0-0		
1-3-1	0-3-0	1-0-1		AWAY	0-0-0		0-0-0		0-0-0		
0-0-0	0-0-0	0-0-0		NEUTRAL	0-0-0		0-0-0		0-0-0		
<hr/>											
RPI S	Opponent	Score	RPI S	Opponent	Score	RPI S	Opponent	Score	RPI S	Opponent	Score
11 A	Ohio St.	0 2	32 A	Rutgers	1 0	55 H	Northwestern	2 1	110 A	UC Davis	2 3
13 H	Maryland	1 4	39 H	SIUE	0 2	57 A	Santa Clara	1 2	138 H	Marquette	0 1
21 A	Indiana	0 1	45 H	Butler	0 1	63 H	Michigan St.	0 0	143 A	St. John's (NY)	2 1
21 A	Indiana	0 1	46 A	Michigan	3 3	79 H	Penn St.	2 2	166 H	Green Bay	2 3
			47 H	Xavier	0 2	90 A	Saint Louis	2 1	174 A	Milwaukee	1 0
<hr/>											
LAST 10 GAMES											
21 A	Indiana	0 1	11 A	Ohio St.	0 2	55 H	Northwestern	2 1	90 A	Saint Louis	2 1
21 A	Indiana	0 1	63 H	Michigan St.	0 0	138 H	Marquette	0 1	46 A	Michigan	3 3
79 H	Penn St.	2 2									
174 A	Milwaukee	1 0									

**Non-Div. I Games:**

Wisconsin

Average RPI Win: 150		WON-LOST	WINNING	LAST 10	STRENGTH OF	OPP. STRENGTH	TEAM	ADJ	CONF.	ADJ CONF.					
Average RPI Loss: 28		RECORD	PCT. RANK	GAMES	SCHEDULE	OF SCHEDULE	RPI	RPI	RPI	RPI					
DIV. I ONLY		5-9-3	.38235	153	1-7-2	77	38	128	.47085	125	1	1			
DIV. I NON-CONF.		5-2-2	.66667	43	1-2-1	191	180	188	.40027	185	1	1			
<hr/>															
TOTALS		RPI 1-25		RPI 26-50		W-L RECORDS		RPI 51-100		RPI 101-150		RPI 150+			
5-9-3		0-5-0		1-3-0		OVERALL		0-0-0		1-1-1		3-0-2			
4-5-2		0-2-0		0-2-0		HOME		0-0-0		1-1-1		3-0-1			
1-4-1		0-3-0		1-1-0		AWAY		0-0-0		0-0-0		0-0-1			
0-0-0		0-0-0		0-0-0		NEUTRAL		0-0-0		0-0-0		0-0-0			
5-2-2		0-0-0		1-1-0		NON-CONFERENCE		0-0-0		1-1-0		3-0-2			
4-2-1		0-0-0		0-1-0		HOME		0-0-0		1-1-0		3-0-1			
1-0-1		0-0-0		1-0-		AWAY		0-0-0		0-0-0		0-0-1			
0-0-0		0-0-0		0-0-0		NEUTRAL		0-0-0		0-0-0		0-0-0			
0-7-1		0-5-0		0-2-0		CONFERENCE		0-0-0		0-0-1		0-0-0			
0-3-1		0-2-0		0-1-0		HOME		0-0-0		0-0-1		0-0-0			
0-4-0		0-3-0		0-1-0		AWAY		0-0-0		0-0-0		0-0-0			
0-0-0		0-0-0		0-0-0		NEUTRAL		0-0-0		0-0-0		0-0-0			
RPI	S	Opponent		Score	RPI	S	Opponent		Score	RPI	S	Opponent		Score	
1	H	Wake Forest		0 4	27	A	Virginia		1 3			107	H	Virginia Tech	0 0
3	A	Syracuse		0 5	38	H	Harvard		2 3			108	H	Cleveland St.	0 1
4	H	North Carolina		0 2	44	A	Lehigh		3 0			145	H	Robert Morris	1 0
7	A	Notre Dame		0 5	50	H	Duke		0 1			163	A	Lafayette	0 0
15	A	Boston College		0 2								169	H	Saint Peter's	1 0
												190	H	Eastern Ill.	2 0
												204	H	VMI	4 0
												206	H	Niagara	1 1
<hr/>															
LAST 10 GAMES															
		7	A	Notre Dame	0	5		107	H	Virginia Tech	0	0			
		50	H	Duke	0	1		206	H	Niagara	1	1			
		38	H	Harvard	2	3		4	H	North Carolina	0	2			
		27	A	Virginia	1	3		204	H	VMI	4	0			
		108	H	Cleveland St.	0	1		3	A	Syracuse	0	5			

Non-Div. I Games:

Pittsburgh

**Non-Div. I Games:**

DePaul

Average RPI Win:		168	WON-LOST RECORD		WINNING PCT. RANK		LAST 10 GAMES		STRENGTH OF SCHEDULE		OPP. STRENGTH OF SCHEDULE		TEAM RPI		ADJ RPI		CONF. RPI		ADJ CONF. RPI	
DIV. I ONLY			10-8-2		.55 86		5-4-1		185		151		125		.47021 127		19		19	
DIV. I NON-CONF.			5-4-1		.55 90		0-0-0		181		94		124		.4685 118		13		13	
TOTALS		RPI 1-25		RPI 26-50		W-L RECORDS		RPI 51-100		RPI 101-150		RPI 150+								
10-8-2		0-0-1		0-1-0		OVERALL		1-3-1		1-3-0		8-1-0								
5-3-2		0-0-1		0-0-0		HOME		0-1-1		0-2-0		5-0-0								
4-4-0		0-0-0		0-1-0		AWAY		0-1-0		1-1-0		3-1-0								
1-1-0		0-0-0		0-0-0		NEUTRAL		1-1-0		0-0-0		0-0-0								
5-4-1		0-0-1		0-1-0		NON-CONFERENCE		0-2-0		0-1-0		5-0-0								
3-2-1		0-0-1		0-0-0		HOME		0-1-0		0-1-0		3-0-0								
2-2-0		0-0-0		0-0-		AWAY		0-1-0		0-0-0		2-0-0								
0-0-0		0-0-0		0-0-0		NEUTRAL		0-0-0		0-0-0		0-0-0								
5-4-1		0-0-0		0-0-0		CONFERENCE		1-1-1		1-2-0		3-1-0								
2-1-1		0-0-0		0-0-0		HOME		0-0-1		0-1-0		2-0-0								
2-2-0		0-0-0		0-0-0		AWAY		0-0-0		1-1-0		1-1-0								
1-1-0		0-0-0		0-0-0		NEUTRAL		1-1-0		0-0-0		0-0-0								
RPI	S	Opponent		Score		RPI	S	Opponent		Score		RPI	S	Opponent		Score				
15	H	Boston College		1	1	36	A	UConn		0	1	51	N	Dayton		1	2			
												53	A	Albany (NY)		0	1			
												61	H	Providence		0	1			
												90	H	Saint Louis		1	1			
												90	N	Saint Louis		4	2			
												118	H	St. Francis Brooklyn		0	2			
												119	A	George Washington		1	0			
												130	A	George Mason		1	2			
												140	H	Fordham		0	1			
												157	H	Duquesne		2	1			
												165	A	Massachusetts		2	3			
												167	A	La Salle		2	1			
												171	H	Bryant		3	1			
												189	H	Drexel		2	0			
												191	H	Saint Joseph's		2	1			
												196	H	Quinnipiac		2	1			
												199	A	NJIT		2	0			
												201	A	Yale		3	0			
LAST 10 GAMES																				
												51	N	Dayton		1	2			
												140	H	Fordham		0	1			
												90	N	Saint Louis		4	2			
												119	A	George Washington		1	0			
												191	H	Saint Joseph's		2	1			
												165	A	Massachusetts		2	3			
												90	H	Saint Louis		1	1			

Non-Div. I Games:

Rhode Island

Average RPI Win:	141	WON-LOST	WINNING	LAST 10	STRENGTH OF	OPP. STRENGTH	TEAM	ADJ	CONF.	ADJ CONF.		
Average RPI Loss:	89	RECORD	PCT. RANK	GAMES	SCHEDULE	OF SCHEDULE	RPI	RPI	RPI	RPI		
DIV. I ONLY	7-10-1	.41667	143	3-6-1	99	158	132	.47008	128	15	15	
DIV. I NON-CONF.	3-8-0	.27273	173	0-4-0	101	142	122	.46574	123	17	17	
<hr/>												
TOTALS	RPI 1-25	RPI 26-50		W-L RECORDS	RPI 51-100		RPI 101-150		RPI 150+			
7-10-1	0-0-0	0-2-0		OVERALL	1-5-1		3-2-0		3-1-0			
5-4-0	0-0-0	0-1-0		HOME	1-2-0		3-1-0		1-0-0			
2-4-1	0-0-0	0-1-0		AWAY	0-1-1		0-1-0		2-1-0			
0-2-0	0-0-0	0-0-0		NEUTRAL	0-2-0		0-0-0		0-0-0			
<hr/>												
3-8-0	0-0-0	0-1-0		NON-CONFERENCE	0-4-0		2-2-0		1-1-0			
3-3-0	0-0-0	0-0-0		HOME	0-2-0		2-1-0		1-0-0			
0-4-0	0-0-0	0-0-		AWAY	0-1-0		0-1-0		0-1-0			
0-1-0	0-0-0	0-0-0		NEUTRAL	0-1-0		0-0-0		0-0-0			
<hr/>												
4-2-1	0-0-0	0-1-0		CONFERENCE	1-1-1		1-0-0		2-0-0			
2-1-0	0-0-0	0-1-0		HOME	1-0-0		1-0-0		0-0-0			
2-0-1	0-0-0	0-0-0		AWAY	0-0-1		0-0-0		2-0-0			
0-1-0	0-0-0	0-0-0		NEUTRAL	0-1-0		0-0-0		0-0-0			
<hr/>												
RPI S	Opponent	Score	RPI S	Opponent	Score	RPI S	Opponent	Score	RPI S	Opponent	Score	
			33 A	Utah Valley	1 4	69 H	Loyola Chicago	1 0	104 H	Missouri St.	4 0	
			39 H	SIUE	1 2	73 H	Western Mich.	0 1	121 H	Air Force	0 1	
						75 A	Ill.-Chicago	0 2	126 H	DePaul	1 0	
						77 N	UNLV	1 4	129 H	Houston Baptist	1 0	
						78 A	Drake	1 1	133 A	Omaha	2 3	
						78 N	Drake	0 1	162 A	Western Ill.	0 1	
						100 H	Gonzaga	0 2	174 H	Milwaukee	1 0	
			LAST 10 GAMES									
			78 N	Drake	0 1	104 H	Missouri St.	4 0				
			78 A	Drake	1 1	187 A	Evansville	5 1				
			73 H	Western Mich.	0 1	162 A	Western Ill.	0 1				
			39 H	SIUE	1 2	100 H	Gonzaga	0 2				
			198 A	Central Ark.	3 2	121 H	Air Force	0 1				

Non-Div. I Games:

Bradley



[illegible]

<b>Non-Div. I Games:</b>	<b>Lubbock Christian</b>	<b>3</b>	<b>0</b>
--------------------------	--------------------------	----------	----------

Houston Baptist

Average RPI Win: 152		WON-LOST	WINNING	LAST 10	STRENGTH OF		OPP. STRENGTH	TEAM	ADJ	CONF.	ADJ CONF.
Average RPI Loss: 76		RECORD	PCT. RANK	GAMES	SCHEDULE		OF SCHEDULE	RPI	RPI	RPI	RPI
DIV. I ONLY		7-7-3	.5	101	4-3-3		132	138	121	.46987	130
DIV. I NON-CONF.		4-5-0	.44444	132	1-1-0		97	104	98	.48912	95
TOTALS		RPI 1-25	RPI 26-50		W-L RECORDS		RPI 51-100		RPI 101-150		RPI 150+
7-7-3		0-0-0	0-3-0		OVERALL		0-2-2		4-1-0		3-1-1
4-4-2		0-0-0	0-2-0		HOME		0-1-2		2-0-0		2-1-0
3-3-1		0-0-0	0-1-0		AWAY		0-1-0		2-1-0		1-0-1
0-0-0		0-0-0	0-0-0		NEUTRAL		0-0-0		0-0-0		0-0-0
4-5-0		0-0-0	0-3-0		NON-CONFERENCE		0-2-0		1-0-0		3-0-0
3-3-0		0-0-0	0-2-0		HOME		0-1-0		1-0-0		2-0-0
1-2-0		0-0-0	0-0-		AWAY		0-1-0		0-0-0		1-0-0
0-0-0		0-0-0	0-0-0		NEUTRAL		0-0-0		0-0-0		0-0-0
3-2-3		0-0-0	0-0-0		CONFERENCE		0-0-2		3-1-0		0-1-1
1-1-2		0-0-0	0-0-0		HOME		0-0-2		1-0-0		0-1-0
2-1-1		0-0-0	0-0-0		AWAY		0-0-0		2-1-0		0-0-1
0-0-0		0-0-0	0-0-0		NEUTRAL		0-0-0		0-0-0		0-0-0
RPI S	Opponent	Score	RPI S	Opponent	Score	RPI S	Opponent	Score	RPI S	Opponent	Score
			27 A	Virginia	1 2	51 H	Dayton	1 1	111 H	High Point	1 0
			37 H	American	1 3	53 H	Albany (NY)	0 2	119 A	George Washington	0 1
			42 H	Hofstra	1 2	93 H	VCU	1 1	127 H	Rhode Island	2 1
						94 A	UMBC	0 2	139 A	Davidson	1 0
									140 A	Fordham	5 1
									153 A	Longwood	1 0
									157 H	Duquesne	1 3
									191 A	Saint Joseph's	1 1
									193 H	Fairleigh Dickinson	1 0
									202 H	Howard	5 1
LAST 10 GAMES											
			127 H	Rhode Island	2 1	51 H	Dayton	1 1			
			139 A	Davidson	1 0	119 A	George Washington	0 1			
			140 A	Fordham	5 1	93 H	VCU	1 1			
			157 H	Duquesne	1 3	94 A	UMBC	0 2			
			191 A	Saint Joseph's	1 1	153 A	Longwood	1 0			

Non-Div. I Games:

George Mason

Average RPI Win:		99	WON-LOST RECORD		WINNING PCT. RANK	LAST 10 GAMES	STRENGTH OF SCHEDULE		OPP. STRENGTH OF SCHEDULE	TEAM RPI	ADJ RPI	CONF. RPI	ADJ CONF. RPI				
Average RPI Loss:		58															
DIV. I ONLY			5-12-1	.30556	173	2-8-0	87	36	148	.46906	131	8	7				
DIV. I NON-CONF.			3-4-1	.4375	138	0-0-0	64	31	121	.47506	111	4	3				
TOTALS		RPI 1-25		RPI 26-50		W-L RECORDS		RPI 51-100		RPI 101-150		RPI 150+					
5-12-1		1-2-0		1-2-0		OVERALL		0-5-0		2-3-1		1-0-0					
3-4-0		0-0-0		0-1-0		HOME		0-1-0		2-2-0		1-0-0					
2-8-1		1-2-0		1-1-0		AWAY		0-4-0		0-1-1		0-0-0					
0-0-0		0-0-0		0-0-0		NEUTRAL		0-0-0		0-0-0		0-0-0					
3-4-1		1-1-0		0-0-0		NON-CONFERENCE		0-3-0		1-0-1		1-0-0					
2-0-0		0-0-0		0-0-0		HOME		0-0-0		1-0-0		1-0-0					
1-4-1		1-1-0		0-0-		AWAY		0-3-0		0-0-1		0-0-0					
0-0-0		0-0-0		0-0-0		NEUTRAL		0-0-0		0-0-0		0-0-0					
2-8-0		0-1-0		1-2-0		CONFERENCE		0-2-0		1-3-0		0-0-0					
1-4-0		0-0-0		0-1-0		HOME		0-1-0		1-2-0		0-0-0					
1-4-0		0-1-0		1-1-0		AWAY		0-1-0		0-1-0		0-0-0					
0-0-0		0-0-0		0-0-0		NEUTRAL		0-0-0		0-0-0		0-0-0					
RPI	S	Opponent		Score		RPI	S	Opponent		Score		RPI	S	Opponent		Score	
3	A	Syracuse		1	4	30	A	Cal Poly		1	2	57	A	Santa Clara		1	2
17	A	UC Santa Barbara		0	2	35	A	Cal St. Fullerton		2	1	58	A	San Diego		0	3
20	A	UCLA		2	1	35	H	Cal St. Fullerton		0	2	59	A	Colgate		1	2
												62	A	CSUN		1	2
												62	H	CSUN		0	1
										</							

Non-Div. I Games: Concordia (CA) 3 0

UC Riverside

Average RPI Win:	161	WON-LOST RECORD	WINNING PCT. RANK	LAST 10 GAMES	STRENGTH OF SCHEDULE	OPP. STRENGTH OF SCHEDULE	TEAM RPI	ADJ RPI	CONF. RPI	ADJ CONF. RPI					
Average RPI Loss:	83														
DIV. I ONLY		10-7-3	.575	74	5-3-2	164	191	117	.46717	132	22	23			
DIV. I NON-CONF.		4-3-1	.5625	76	0-0-0	161	140	111	.48003	107	23	22			
<hr/>															
TOTALS	RPI 1-25	RPI 26-50		W-L RECORDS		RPI 51-100		RPI 101-150		RPI 150+					
10-7-3	0-0-0	0-2-0		OVERALL		1-4-0		1-0-0		8-1-3					
5-2-1	0-0-0	0-0-0		HOME		1-1-0		1-0-0		3-1-1					
4-3-2	0-0-0	0-1-0		AWAY		0-2-0		0-0-0		4-0-2					
1-2-0	0-0-0	0-1-0		NEUTRAL		0-1-0		0-0-0		1-0-0					
<hr/>															
4-3-1	0-0-0	0-2-0		NON-CONFERENCE		1-1-0		1-0-0		2-0-1					
3-0-0	0-0-0	0-0-0		HOME		1-0-0		1-0-0		1-0-0					
1-2-1	0-0-0	0-0-		AWAY		0-1-0		0-0-0		1-0-1					
0-1-0	0-0-0	0-1-0		NEUTRAL		0-0-0		0-0-0		0-0-0					
<hr/>															
6-4-2	0-0-0	0-0-0		CONFERENCE		0-3-0		0-0-0		6-1-2					
2-2-1	0-0-0	0-0-0		HOME		0-1-0		0-0-0		2-1-1					
3-1-1	0-0-0	0-0-0		AWAY		0-1-0		0-0-0		3-0-1					
1-1-0	0-0-0	0-0-0		NEUTRAL		0-1-0		0-0-0		1-0-0					
<hr/>															
RPI	S	Opponent	Score	RPI	S	Opponent	Score	RPI	S	Opponent	Score	RPI	S	Opponent	Score
				26	N	Radford	0 1	76	A	Monmouth	0 1	114	H	Stony Brook	3 1
				50	A	Duke	1 2	76	N	Monmouth	1 2	151	A	Siena	2 0
								81	H	Delaware	3 0	158	H	Fairfield	0 1
								96	A	Hartford	0 1	158	N	Fairfield	1 0
								98	H	Rider	1 2	164	H	Marist	5 2
												169	A	Saint Peter's	2 1
												176	A	James Madison	1 1
												181	A	Canisius	1 0
												188	H	Manhattan	2 2
												189	A	Drexel	1 0
												196	A	Quinnipiac	0 0
												201	H	Yale	2 1
												206	H	Niagara	6 1
<hr/>															
LAST 10 GAMES															
				76	N	Monmouth	1 2	151	A	Siena	2 0				
				158	N	Fairfield	1 0	164	H	Marist	5 2				
				188	H	Manhattan	2 2	181	A	Canisius	1 0				
				196	A	Quinnipiac	0 0	158	H	Fairfield	0 1				
				169	A	Saint Peter's	2 1	98	H	Rider	1 2				

Non-Div. I Games:

Iona

Average RPI Win: 141		WON-LOST	WINNING	LAST 10	STRENGTH OF	OPP. STRENGTH	TEAM	ADJ	CONF.	ADJ CONF.							
Average RPI Loss: 99		RECORD	PCT. RANK	GAMES	SCHEDULE	OF SCHEDULE	RPI	RPI	RPI	RPI							
DIV. I ONLY		9-6-3	.58333	66	3-5-2	196	108	123	.46661	133	21	20					
DIV. I NON-CONF.		6-3-2	.63636	53	0-2-2	160	75	104	.48593	101	18	19					
<hr/>																	
TOTALS		RPI 1-25		RPI 26-50		W-L RECORDS		RPI 51-100		RPI 101-150		RPI 150+					
9-6-3		0-1-0		0-1-0		OVERALL		1-1-1		5-2-1		3-1-1					
7-1-1		0-0-0		0-0-0		HOME		1-0-0		4-0-1		2-1-0					
2-4-2		0-1-0		0-1-0		AWAY		0-1-1		1-1-0		1-0-1					
0-1-0		0-0-0		0-0-0		NEUTRAL		0-0-0		0-1-0		0-0-0					
<hr/>																	
6-3-2		0-0-0		0-1-0		NON-CONFERENCE		1-1-1		4-1-1		1-0-0					
5-0-1		0-0-0		0-0-0		HOME		1-0-0		3-0-1		1-0-0					
1-3-1		0-0-0		0-0-		AWAY		0-1-1		1-1-0		0-0-0					
0-0-0		0-0-0		0-0-0		NEUTRAL		0-0-0		0-0-0		0-0-0					
<hr/>																	
3-3-1		0-1-0		0-0-0		CONFERENCE		0-0-0		1-1-0		2-1-1					
2-1-0		0-0-0		0-0-0		HOME		0-0-0		1-0-0		1-1-0					
1-1-1		0-1-0		0-0-0		AWAY		0-0-0		0-0-0		1-0-1					
0-1-0		0-0-0		0-0-0		NEUTRAL		0-0-0		0-1-0		0-0-0					
<hr/>																	
RPI	S	Opponent		Score		RPI	S	Opponent		Score		RPI	S	Opponent		Score	
18	A	Denver		0 1		32	A	Rutgers		0 1		62	H	CSUN		4 1	
												78	A	Drake		1 1	
												99	A	Valparaiso		0 1	
												101	H	UC Irvine		1 0	
												104	H	Missouri St.		2 2	
												126	A	DePaul		3 2	
												128	H	Bradley		3 2	
												136	H	UMKC		2 1	
												138	A	Marquette		0 1	
												144	H	Oral Roberts		2 1	
												144	N	Oral Roberts		1 2	
												162	H	Western Ill.		1 2	
												183	H	IPFW		3 0	
												185	A	IUPUI		1 1	
												190	A	Eastern Ill.		4 2	
												197	H	Pacific		2 1	
										</							

Non-Div. I Games:

Omaha

Average RPI Win: 163		WON-LOST	WINNING	LAST 10	STRENGTH OF	OPP. STRENGTH	TEAM	ADJ	CONF.	ADJ CONF.				
Average RPI Loss: 80		RECORD	PCT. RANK	GAMES	SCHEDULE	OF SCHEDULE	RPI	RPI	RPI	RPI				
DIV. I ONLY		7-7-1	.5	101	3-6-1	169	116	130	.46614	134	9	9		
DIV. I NON-CONF.		6-4-0	.6	65	2-3-0	188	151	154	.44049	154	12	12		
TOTALS		RPI 1-25	RPI 26-50		W-L RECORDS	RPI 51-100		RPI 101-150		RPI 150+				
7-7-1		0-2-0	0-0-0		OVERALL	0-2-0		2-2-0		5-1-1				
4-3-1		0-0-0	0-0-0		HOME	0-2-0		0-0-0		4-1-1				
3-3-0		0-2-0	0-0-0		AWAY	0-0-0		2-1-0		1-0-0				
0-1-0		0-0-0	0-0-0		NEUTRAL	0-0-0		0-1-0		0-0-0				
6-4-0		0-1-0	0-0-0		NON-CONFERENCE	0-1-0		1-1-0		5-1-0				
4-2-0		0-0-0	0-0-0		HOME	0-1-0		0-0-0		4-1-0				
2-1-0		0-1-0	0-0-		AWAY	0-0-0		1-0-0		1-0-0				
0-1-0		0-0-0	0-0-0		NEUTRAL	0-0-0		0-1-0		0-0-0				
1-3-1		0-1-0	0-0-0		CONFERENCE	0-1-0		1-1-0		0-0-1				
0-1-1		0-0-0	0-0-0		HOME	0-1-0		0-0-0		0-0-1				
1-2-0		0-1-0	0-0-0		AWAY	0-0-0		1-1-0		0-0-0				
0-0-0		0-0-0	0-0-0		NEUTRAL	0-0-0		0-0-0		0-0-0				
RPI	S	Opponent	Score		RPI	S	Opponent	Score		RPI	S	Opponent	Score	
6	A	Akron	0 4							105	A	Bowling Green	1 0	
10	A	Creighton	0 2							113	N	Col. of Charleston	1 3	
										115	A	West Virginia	2 3	
										138	A	Marquette	3 2	
										159	H	Buffalo	1 1	
										166	H	Green Bay	1 0	
										174	H	Milwaukee	1 2	
										178	H	Stetson	1 0	
										182	H	Fla. Atlantic	1 0	
										185	H	IUPUI	2 0	
										190	A	Eastern Ill.	3 2	
LAST 10 GAMES														
115 A West Virginia					2 3		185 H IUPUI					2 0		
73 H Western Mich.					0 1		174 H Milwaukee					1 2		
159 H Buffalo					1 1		105 A Bowling Green					1 0		
69 H Loyola Chicago					0 1		190 A Eastern Ill.					3 2		
6 A Akron					0 4		10 A Creighton					0 2		

Non-Div. I Games:

Northern Ill.

Average RPI Win:	150	WON-LOST	WINNING	LAST 10	STRENGTH OF	OPP. STRENGTH	TEAM	ADJ	CONF.	ADJ CONF.					
Average RPI Loss:	75	RECORD	PCT. RANK	GAMES	SCHEDULE	OF SCHEDULE	RPI	RPI	RPI	RPI					
DIV. I ONLY	8-9-1	.47222	118	5-5-0	165	122	138	.46197	135	17	16				
DIV. I NON-CONF.	3-7-1	.31818	162	0-3-0	102	147	108	.47572	110	9	9				
<hr/>															
TOTALS	RPI 1-25	RPI 26-50		W-L RECORDS		RPI 51-100		RPI 101-150		RPI 150+					
8-9-1	0-1-0	0-1-0		OVERALL		2-4-0		1-3-1		5-0-0					
5-4-1	0-0-0	0-0-0		HOME		1-2-0		0-2-1		4-0-0					
2-4-0	0-0-0	0-1-0		AWAY		1-2-0		0-1-0		1-0-0					
1-1-0	0-1-0	0-0-0		NEUTRAL		0-0-0		1-0-0		0-0-0					
<hr/>															
3-7-1	0-1-0	0-1-0		NON-CONFERENCE		0-2-0		1-3-1		2-0-0					
2-3-1	0-0-0	0-0-0		HOME		0-1-0		0-2-1		2-0-0					
0-3-0	0-0-0	0-0-		AWAY		0-1-0		0-1-0		0-0-0					
1-1-0	0-1-0	0-0-0		NEUTRAL		0-0-0		1-0-0		0-0-0					
<hr/>															
5-2-0	0-0-0	0-0-0		CONFERENCE		2-2-0		0-0-0		3-0-0					
3-1-0	0-0-0	0-0-0		HOME		1-1-0		0-0-0		2-0-0					
2-1-0	0-0-0	0-0-0		AWAY		1-1-0		0-0-0		1-0-0					
0-0-0	0-0-0	0-0-0		NEUTRAL		0-0-0		0-0-0		0-0-0					
<hr/>															
RPI S	Opponent	Score		RPI S	Opponent	Score		RPI S	Opponent	Score					
25 N	Elon	0 1		50 A	Duke	2 3		57 A	Santa Clara	1 2					
								58 H	San Diego	0 1					
								62 H	CSUN	1 4					
								73 A	Western Mich.	0 1					
								84 H	Loyola Marymount	2 1					
								100 A	Gonzaga	1 0					
								104 A	Missouri St.	0 1					
								110 H	UC Davis	1 2					
								131 H	UC Riverside	1 1					
								137 H	Sacramento St.	0 2					
								144 N	Oral Roberts	2 1					
								154 A	San Francisco	1 0					
								167 H	La Salle	3 2					
								170 H	Portland	2 0					
								181 H	Canisius	1 0					
								197 H	Pacific	1 0					
								LAST 10 GAMES							
								170 H	Portland	2 0		57 A	Santa Clara	1 2	
								100 A	Gonzaga	1 0		197 H	Pacific	1 0	
								58 H	San Diego	0 1		73 A	Western Mich.	0 1	
								84 H	Loyola Marymount	2 1		137 H	Sacramento St.	0 2	
								110 H	UC Davis	1 2					

Non-Div. I Games:

St. Mary's (CA)

**Non-Div. I Games:**

 Tie,  Loss,  Non-Conf, S Site, H Home, A Away, N Neutral Page 136



Average RPI Win:		117	WON-LOST RECORD		WINNING PCT. RANK		LAST 10 GAMES		STRENGTH OF SCHEDULE		OPP. STRENGTH OF SCHEDULE		TEAM RPI	ADJ RPI		CONF. RPI	ADJ CONF. RPI
DIV. I ONLY			6-10-2		.38889 150		3-6-1		102		57		136	.46077 137		8	7
DIV. I NON-CONF.			3-4-1		.4375 138		0-0-0		143		130		156	.43722 158		4	3
TOTALS		RPI 1-25		RPI 26-50		W-L RECORDS		RPI 51-100		RPI 101-150		RPI 150+					
6-10-2		1-2-0		0-4-0		OVERALL		0-1-0		4-3-2		1-0-0					
4-2-1		1-0-0		0-1-0		HOME		0-1-0		2-0-1		1-0-0					
1-8-1		0-2-0		0-3-0		AWAY		0-0-0		1-3-1		0-0-0					
1-0-0		0-0-0		0-0-0		NEUTRAL		0-0-0		1-0-0		0-0-0					
3-4-1		0-1-0		0-1-0		NON-CONFERENCE		0-0-0		2-2-1		1-0-0					
1-0-1		0-0-0		0-0-0		HOME		0-0-0		0-0-1		1-0-0					
1-4-0		0-1-0		0-0-		AWAY		0-0-0		1-2-0		0-0-0					
1-0-0		0-0-0		0-0-0		NEUTRAL		0-0-0		1-0-0		0-0-0					
3-6-1		1-1-0		0-3-0		CONFERENCE		0-1-0		2-1-1		0-0-0					
3-2-0		1-0-0		0-1-0		HOME		0-1-0		2-0-0		0-0-0					
0-4-1		0-1-0		0-2-0		AWAY		0-0-0		0-1-1		0-0-0					
0-0-0		0-0-0		0-0-0		NEUTRAL		0-0-0		0-0-0		0-0-0					
RPI	S	Opponent		Score		RPI	S	Opponent		Score		RPI	S	Opponent		Score	
12	A	SMU		0	2	30	A	Cal Poly		0	2	62	H	CSUN		1	2
17	A	UC Santa Barbara		1	2	30	H	Cal Poly		2	4	101	H	CSU Bakersfield		1	1
17	H	UC Santa Barbara		5	2	35	A	Cal St. Fullerton		0	2	110	A	UC Davis		1	1
						40	A	Tulsa		1	2	110	H	UC Davis		1	0
												131	A	UC Riverside		1	3
												135	A	St. Mary's (CA)		2	0
												142	N	Incarnate Word		2	1
												147	A	San Jose St.		2	4
												150	A	Grand Canyon		1	2
												197	H	Pacific		1	0
LAST 10 GAMES																	
						30	H	Cal Poly		2	4	17	H	UC Santa Barbara		5	2
						17	A	UC Santa Barbara		1	2	62	H	CSUN		1	2
						110	H	UC Davis		1	0	101	H	UC Irvine		3	2
						30	A	Cal Poly		0	2	131	A	UC Riverside		1	3
						110	A	UC Davis		1	1	35	A	Cal St. Fullerton		0	2

Non-Div. I Games:

Sacramento St.

Average RPI Win: 132		WON-LOST	WINNING	LAST 10	STRENGTH OF		OPP. STRENGTH	TEAM	ADJ	CONF.	ADJ CONF.
Average RPI Loss: 57		RECORD	PCT. RANK	GAMES	SCHEDULE		OF SCHEDULE	RPI	RPI	RPI	RPI
DIV. I ONLY		5-10-2	.35294	164	2-8-0		109	47	146	.46075	138
DIV. I NON-CONF.		4-3-1	.5625	76	1-1-0		105	81	149	.45245	145
TOTALS		RPI 1-25	RPI 26-50		W-L RECORDS		RPI 51-100		RPI 101-150		RPI 150+
5-10-2		0-3-0	0-2-0		OVERALL		1-3-0		2-2-1		2-0-1
3-4-0		0-1-0	0-1-0		HOME		1-1-0		1-1-0		1-0-0
2-6-2		0-2-0	0-1-0		AWAY		0-2-0		1-1-1		1-0-1
0-0-0		0-0-0	0-0-0		NEUTRAL		0-0-0		0-0-0		0-0-0
4-3-1		0-1-0	0-0-0		NON-CONFERENCE		1-1-0		2-1-0		1-0-1
2-1-0		0-0-0	0-0-0		HOME		1-0-0		1-1-0		0-0-0
2-2-1		0-1-0	0-0-		AWAY		0-1-0		1-0-0		1-0-1
0-0-0		0-0-0	0-0-0		NEUTRAL		0-0-0		0-0-0		0-0-0
1-7-1		0-2-0	0-2-0		CONFERENCE		0-2-0		0-1-1		1-0-0
1-3-0		0-1-0	0-1-0		HOME		0-1-0		0-0-0		1-0-0
0-4-1		0-1-0	0-1-0		AWAY		0-1-0		0-1-1		0-0-0
0-0-0		0-0-0	0-0-0		NEUTRAL		0-0-0		0-0-0		0-0-0
RPI S	Opponent	Score	RPI S	Opponent	Score	RPI S	Opponent	Score	RPI S	Opponent	Score
5 A	Georgetown	0 <span>3</span>	45 H	Butler	0 <span>2</span>	51 H	Dayton	3 <span>2</span>	124 A	Wisconsin	1 <span>0</span>
7 A	Notre Dame	2 <span>4</span>	47 A	Xavier	0 <span>1</span>	61 H	Providence	3 <span>4</span>	126 A	DePaul	0 <span>3</span>
10 H	Creighton	1 <span>3</span>				65 A	Villanova	1 <span>2</span>	133 H	Omaha	1 <span>0</span>
						72 A	Oregon St.	0 <span>1</span>	134 H	Northern Ill.	2 <span>3</span>
									143 A	St. John's (NY)	0 <span>0</span>
									170 A	Portland	4 <span>2</span>
									174 A	Milwaukee	1 <span>1</span>
									184 H	Seton Hall	1 <span>0</span>
LAST 10 GAMES											
126 A	DePaul	0 <span>3</span>	5 A	Georgetown	0 <span>3</span>						
45 H	Butler	0 <span>2</span>	184 H	Seton Hall	1 <span>0</span>						
61 H	Providence	3 <span>4</span>	124 A	Wisconsin	1 <span>0</span>						
47 A	Xavier	0 <span>1</span>	65 A	Villanova	1 <span>2</span>						
10 H	Creighton	1 <span>3</span>	7 A	Notre Dame	2 <span>4</span>						

Non-Div. I Games:

Marquette

Average RPI Win:	143	WON-LOST RECORD	WINNING PCT. RANK	LAST 10 GAMES	STRENGTH OF SCHEDULE	OPP. STRENGTH OF SCHEDULE	TEAM RPI	ADJ RPI	CONF. RPI	ADJ CONF. RPI					
Average RPI Loss:	81														
DIV. I ONLY		5-10-3	.36111	160	2-7-1	61	124	140	.46072	139	19	19			
DIV. I NON-CONF.		3-4-3	.45	128	0-1-1	4	73	61	.52351	62	13	13			
<hr/>															
TOTALS	RPI 1-25	RPI 26-50		W-L RECORDS		RPI 51-100		RPI 101-150		RPI 150+					
5-10-3	0-3-0	1-1-1		OVERALL		0-2-0		1-3-2		3-1-0					
4-3-3	0-0-0	1-0-1		HOME		0-0-0		1-3-2		2-0-0					
1-7-0	0-3-0	0-1-0		AWAY		0-2-0		0-0-0		1-1-0					
0-0-0	0-0-0	0-0-0		NEUTRAL		0-0-0		0-0-0		0-0-0					
3-4-3	0-3-0	1-1-1		NON-CONFERENCE		0-0-0		1-0-2		1-0-0					
3-0-3	0-0-0	1-0-1		HOME		0-0-0		1-0-2		1-0-0					
0-4-0	0-3-0	0-0-		AWAY		0-0-0		0-0-0		0-0-0					
0-0-0	0-0-0	0-0-0		NEUTRAL		0-0-0		0-0-0		0-0-0					
2-6-0	0-0-0	0-0-0		CONFERENCE		0-2-0		0-3-0		2-1-0					
1-3-0	0-0-0	0-0-0		HOME		0-0-0		0-3-0		1-0-0					
1-3-0	0-0-0	0-0-0		AWAY		0-2-0		0-0-0		1-1-0					
0-0-0	0-0-0	0-0-0		NEUTRAL		0-0-0		0-0-0		0-0-0					
<hr/>															
RPI	S	Opponent	Score	RPI	S	Opponent	Score	RPI	S	Opponent	Score	RPI	S	Opponent	Score
1	A	Wake Forest	0 4	34	H	North Carolina St.	2 1	90	A	Saint Louis	0 1	111	H	High Point	1 1
8	A	Stanford	0 1	43	A	California	0 3	93	A	VCU	0 1	112	H	Wofford	2 2
25	A	Elon	0 4	50	H	Duke	2 2					116	H	Campbell	2 1
												119	H	George Washington	1 2
												130	H	George Mason	0 1
												140	H	Fordham	0 3
												157	A	Duquesne	1 3
												172	H	USC Upstate	2 1
												191	H	Saint Joseph's	3 0
												203	A	St. Bonaventure	2 1
<hr/>															
				LAST 10 GAMES											
				157	A	Duquesne	1 3	203	A	St. Bonaventure	2 1				
				130	H	George Mason	0 1	93	A	VCU	0 1				
				1	A	Wake Forest	0 4	140	H	Fordham	0 3				
				90	A	Saint Louis	0 1	119	H	George Washington	1 2				
				191	H	Saint Joseph's	3 0	50	H	Duke	2 2				

Non-Div. I Games:

Davidson

Average RPI Win: 142		WON-LOST	WINNING	LAST 10	STRENGTH OF		OPP. STRENGTH	TEAM	ADJ	CONF.	ADJ CONF.
Average RPI Loss: 93		RECORD	PCT. RANK	GAMES	SCHEDULE		OF SCHEDULE	RPI	RPI	RPI	RPI
DIV. I ONLY		7-8-4	.47368	116	5-4-1		140	153	137	.4596	140
DIV. I NON-CONF.		2-4-3	.38889	148	0-0-0		78	167	99	.48193	105
TOTALS		RPI 1-25	RPI 26-50		W-L RECORDS		RPI 51-100		RPI 101-150		RPI 150+
7-8-4		0-0-0	0-2-0		OVERALL		1-3-1		2-2-1		4-1-2
2-3-3		0-0-0	0-1-0		HOME		1-1-1		0-1-1		1-0-1
4-4-1		0-0-0	0-1-0		AWAY		0-1-0		2-1-0		2-1-1
1-1-0		0-0-0	0-0-0		NEUTRAL		0-1-0		0-0-0		1-0-0
2-4-3		0-0-0	0-2-0		NON-CONFERENCE		1-1-0		0-1-1		1-0-2
1-1-2		0-0-0	0-1-0		HOME		1-0-0		0-0-1		0-0-1
1-3-1		0-0-0	0-0-		AWAY		0-1-0		0-1-0		1-0-1
0-0-0		0-0-0	0-0-0		NEUTRAL		0-0-0		0-0-0		0-0-0
5-4-1		0-0-0	0-0-0		CONFERENCE		0-2-1		2-1-0		3-1-0
1-2-1		0-0-0	0-0-0		HOME		0-1-1		0-1-0		1-0-0
3-1-0		0-0-0	0-0-0		AWAY		0-0-0		2-0-0		1-1-0
1-1-0		0-0-0	0-0-0		NEUTRAL		0-1-0		0-0-0		1-0-0
RPI S	Opponent	Score	RPI S	Opponent	Score	RPI S	Opponent	Score	RPI S	Opponent	Score
			28 H	Boston U.	1 2	51 H	Dayton	1 1	123 H	Army West Point	1 1
			44 A	Lehigh	0 3	69 A	Loyola Chicago	1 2	126 A	DePaul	0 4
						80 H	Columbia	1 0	127 A	Rhode Island	1 0
						90 H	Saint Louis	0 1	130 H	George Mason	1 5
						93 N	VCU	0 1	139 A	Davidson	3 0
									157 A	Duquesne	2 1
									158 A	Fairfield	3 2
									163 A	Lafayette	0 0
									165 A	Massachusetts	0 1
									165 N	Massachusetts	1 0
									167 H	La Salle	3 0
									199 H	NJIT	0 0
LAST 10 GAMES											
			93 N	VCU	0 1	127 A	Rhode Island	1 0			
			165 N	Massachusetts	1 0	90 H	Saint Louis	0 1			
			165 A	Massachusetts	0 1	157 A	Duquesne	2 1			
			51 H	Dayton	1 1	139 A	Davidson	3 0			
			130 H	George Mason	1 5	167 H	La Salle	3 0			

Non-Div. I Games:

Fordham

Average RPI Win: 129		WON-LOST	WINNING	LAST 10	STRENGTH OF		OPP. STRENGTH	TEAM	ADJ	CONF.	ADJ CONF.
Average RPI Loss: 68		RECORD	PCT. RANK	GAMES	SCHEDULE		OF SCHEDULE	RPI	RPI	RPI	RPI
DIV. I ONLY		3-10-4	.29412	175	3-5-2		66	48	155	.45699	141
DIV. I NON-CONF.		2-5-1	.3125	165	2-0-0		115	105	172	.42391	165
TOTALS		RPI 1-25	RPI 26-50		W-L RECORDS		RPI 51-100		RPI 101-150		RPI 150+
3-10-4		0-3-1	1-2-1		OVERALL		0-2-1		0-3-1		2-0-0
2-4-2		0-1-1	0-1-0		HOME		0-0-0		0-2-1		2-0-0
1-6-2		0-2-0	1-1-1		AWAY		0-2-1		0-1-0		0-0-0
0-0-0		0-0-0	0-0-0		NEUTRAL		0-0-0		0-0-0		0-0-0
2-5-1		0-1-0	0-1-1		NON-CONFERENCE		0-1-0		0-2-0		2-0-0
2-2-0		0-0-0	0-0-0		HOME		0-0-0		0-2-0		2-0-0
0-3-1		0-1-0	0-1-		AWAY		0-1-0		0-0-0		0-0-0
0-0-0		0-0-0	0-0-0		NEUTRAL		0-0-0		0-0-0		0-0-0
1-5-3		0-2-1	1-1-0		CONFERENCE		0-1-1		0-1-1		0-0-0
0-2-2		0-1-1	0-1-0		HOME		0-0-0		0-0-1		0-0-0
1-3-1		0-1-0	1-0-0		AWAY		0-1-1		0-1-0		0-0-0
0-0-0		0-0-0	0-0-0		NEUTRAL		0-0-0		0-0-0		0-0-0
RPI S	Opponent	Score	RPI S	Opponent	Score	RPI S	Opponent	Score	RPI S	Opponent	Score
12 H	SMU	1 3	31 A	Kentucky	0 0	83 A	Temple	0 4	109 A	UCF	0 1
14 A	South Fla.	0 1	36 A	UConn	1 0	90 A	Saint Louis	0 3	109 H	UCF	2 2
14 H	South Fla.	0 0	39 A	SIUE	0 2	97 A	Cincinnati	3 3	117 H	UAB	1 3
23 A	Louisville	0 4	40 H	Tulsa	0 3				148 H	Northern Ky.	0 1
									152 H	Georgia St.	2 1
									198 H	Central Ark.	3 1
LAST 10 GAMES											
14 A	South Fla.	0 1	152 H	Georgia St.	2 1						
40 H	Tulsa	0 3	83 A	Temple	0 4						
109 A	UCF	0 1	12 H	SMU	1 3						
97 A	Cincinnati	3 3	36 A	UConn	1 0						
14 H	South Fla.	0 0	198 H	Central Ark.	3 1						

Non-Div. I Games:

Memphis

Average RPI Win:	160	WON-LOST RECORD	WINNING PCT. RANK	LAST 10 GAMES	STRENGTH OF SCHEDULE	OPP. STRENGTH OF SCHEDULE	TEAM RPI	ADJ RPI	CONF. RPI	ADJ CONF. RPI		
DIV. I ONLY		8-8-0	.5	101	4-6-0	194	146	143	.45698	142	12	12
DIV. I NON-CONF.		4-2-0	.66667	43	0-0-0	203	177	186	.40381	183	20	18
<hr/>												
TOTALS	RPI 1-25	RPI 26-50		W-L RECORDS		RPI 51-100		RPI 101-150		RPI 150+		
8-8-0	0-1-0	0-1-0		OVERALL		0-1-0		4-5-0		4-0-0		
6-1-0	0-0-0	0-0-0		HOME		0-0-0		4-1-0		2-0-0		
1-6-0	0-1-0	0-1-0		AWAY		0-1-0		0-3-0		1-0-0		
1-1-0	0-0-0	0-0-0		NEUTRAL		0-0-0		0-1-0		1-0-0		
<hr/>												
4-2-0	0-0-0	0-0-0		NON-CONFERENCE		0-0-0		1-2-0		3-0-0		
2-0-0	0-0-0	0-0-0		HOME		0-0-0		1-0-0		1-0-0		
1-1-0	0-0-0	0-0-		AWAY		0-0-0		0-1-0		1-0-0		
1-1-0	0-0-0	0-0-0		NEUTRAL		0-0-0		0-1-0		1-0-0		
<hr/>												
4-6-0	0-1-0	0-1-0		CONFERENCE		0-1-0		3-3-0		1-0-0		
4-1-0	0-0-0	0-0-0		HOME		0-0-0		3-1-0		1-0-0		
0-5-0	0-1-0	0-1-0		AWAY		0-1-0		0-2-0		0-0-0		
0-0-0	0-0-0	0-0-0		NEUTRAL		0-0-0		0-0-0		0-0-0		
<hr/>												
RPI	S	Opponent	Score	RPI	S	Opponent	Score	RPI	S	Opponent	Score	
9	A	Seattle	2 4	33	A	Utah Valley	1 4	77	A	UNLV	1 5	
								103	H	CSU Bakersfield	3 2	
								121	A	Air Force	0 1	
								129	H	Houston Baptist	3 1	
								136	A	UMKC	0 1	
								137	N	Sacramento St.	1 2	
								144	A	Oral Roberts	0 1	
								144	H	Oral Roberts	3 0	
								147	H	San Jose St.	1 2	
								150	H	Grand Canyon	4 2	
								166	N	Green Bay	2 0	
								192	H	UTRGV	1 0	
								198	A	Central Ark.	2 1	
198	H	Central Ark.	8 1									
				LAST 10 GAMES								
9 A Seattle				2 4	150 H Grand Canyon				4 2			
33 A Utah Valley				1 4	121 A Air Force				0 1			
192 H UTRGV				1 0	136 A UMKC				0 1			
129 H Houston Baptist				3 1	147 H San Jose St.				1 2			
77 A UNLV				1 5	103 H CSU Bakersfield				3 2			

Non-Div. I Games:

Incarnate Word

Average RPI Win: 159		WON-LOST RECORD		WINNING PCT. RANK		LAST 10 GAMES		STRENGTH OF SCHEDULE		OPP. STRENGTH OF SCHEDULE		TEAM RPI		ADJ RPI		CONF. RPI		ADJ CONF. RPI	
DIV. I ONLY		4-11-3		.30556 173		3-5-2		47		71		142		.45639 143		6		6	
DIV. I NON-CONF.		2-6-1		.27778 170		1-0-0		45		133		126		.4607 129		5		6	
TOTALS		RPI 1-25		RPI 26-50		W-L RECORDS		RPI 51-100		RPI 101-150		RPI 150+							
4-11-3		0-5-0		0-2-1		OVERALL		0-3-0		1-1-1		3-0-1							
2-6-3		0-2-0		0-1-1		HOME		0-2-0		0-1-1		2-0-1							
2-4-0		0-2-0		0-1-0		AWAY		0-1-0		1-0-0		1-0-0							
0-1-0		0-1-0		0-0-0		NEUTRAL		0-0-0		0-0-0		0-0-0							
2-6-1		0-3-0		0-1-0		NON-CONFERENCE		0-1-0		0-1-0		2-0-1							
2-4-1		0-1-0		0-1-0		HOME		0-1-0		0-1-0		2-0-1							
0-1-0		0-1-0		0-0-		AWAY		0-0-0		0-0-0		0-0-0							
0-1-0		0-1-0		0-0-0		NEUTRAL		0-0-0		0-0-0		0-0-0							
2-5-2		0-2-0		0-1-1		CONFERENCE		0-2-0		1-0-1		1-0-0							
0-2-2		0-1-0		0-0-1		HOME		0-1-0		0-0-1		0-0-0							
2-3-0		0-1-0		0-1-0		AWAY		0-1-0		1-0-0		1-0-0							
0-0-0		0-0-0		0-0-0		NEUTRAL		0-0-0		0-0-0		0-0-0							
RPI	S	Opponent		Score		RPI	S	Opponent		Score		RPI	S	Opponent		Score			
5	H	Georgetown		0 1		42	H	Hofstra		0 2		61	A	Providence		0 4			
10	A	Creighton		1 2		45	A	Butler		1 2		65	H	Villanova		0 2			
13	N	Maryland		0 4		47	H	Xavier		0 0		82	H	Princeton		1 2			
18	H	Denver		1 2															
21	A	Indiana		0 1															

Non-Div. I Games:

St. John's (NY)

Average RPI Win:		158	WON-LOST RECORD		WINNING PCT. RANK	LAST 10 GAMES	STRENGTH OF SCHEDULE		OPP. STRENGTH OF SCHEDULE	TEAM RPI	ADJ RPI	CONF. RPI	ADJ CONF. RPI				
Average RPI Loss:		71															
DIV. I ONLY			7-7-4		.5	101	4-3-3		163	144	139	.455	144	21	20		
DIV. I NON-CONF.			3-4-3		.45	128	1-0-2		178	100	150	.44444	151	18	19		
TOTALS		RPI 1-25		RPI 26-50		W-L RECORDS		RPI 51-100		RPI 101-150		RPI 150+					
7-7-4		0-3-0		0-1-0		OVERALL		0-0-0		3-3-2		4-0-2					
5-1-1		0-1-0		0-0-0		HOME		0-0-0		2-0-1		3-0-0					
1-5-3		0-2-0		0-1-0		AWAY		0-0-0		0-2-1		1-0-2					
1-1-0		0-0-0		0-0-0		NEUTRAL		0-0-0		1-1-0		0-0-0					
3-4-3		0-1-0		0-1-0		NON-CONFERENCE		0-0-0		2-2-2		1-0-1					
3-0-1		0-0-0		0-0-0		HOME		0-0-0		2-0-1		1-0-0					
0-3-2		0-1-0		0-0-		AWAY		0-0-0		0-1-1		0-0-1					
0-1-0		0-0-0		0-0-0		NEUTRAL		0-0-0		0-1-0		0-0-0					
4-3-1		0-2-0		0-0-0		CONFERENCE		0-0-0		1-1-0		3-0-1					
2-1-0		0-1-0		0-0-0		HOME		0-0-0		0-0-0		2-0-0					
1-2-1		0-1-0		0-0-0		AWAY		0-0-0		0-1-0		1-0-1					
1-0-0		0-0-0		0-0-0		NEUTRAL		0-0-0		1-0-0		0-0-0					
RPI	S	Opponent		Score		RPI	S	Opponent		Score		RPI	S	Opponent		Score	
12	A	SMU		1	2	40	A	Tulsa		2	6	101	H	UC Irvine		2	1
18	A	Denver		0	2							104	A	Missouri St.		0	0
18	H	Denver		0	1							104	H	Missouri St.		2	2
												133	A	Omaha		1	2
												133	N	Omaha		2	1
												135	N	St. Mary's (CA)		1	2
												142	A	Incarnate Word		0	3
												142	H	Incarnate Word		1	0
												162	H	Western Ill.		3	2
												183	H	IPFW		4	1
												185	A	IUPUI		2	2
												190	A	Eastern Ill.		2	1
												198	A	Central Ark.		0	0
												198	H	Central Ark.		6	3
LAST 10 GAMES																	
18	A	Denver		0	2	198	H	Central Ark.		6	3						
133	N	Omaha		2	1	133	A	Omaha		1	2						
185	A	IUPUI		2	2	18	H	Denver		0	1						
104	H	Missouri St.		2	2	198	A	Central Ark.		0	0						
183	H	IPFW		4	1	162	H	Western Ill.		3	2						

Non-Div. I Games:

Oral Roberts



Average RPI Win: 163		WON-LOST RECORD		WINNING PCT. RANK		LAST 10 GAMES		STRENGTH OF SCHEDULE		OPP. STRENGTH OF SCHEDULE		TEAM RPI		ADJ RPI		CONF. RPI		ADJ CONF. RPI	
DIV. I ONLY		10-8-1		.55263 82		6-3-1		199		189		144		.4543 145		23		22	
DIV. I NON-CONF.		6-5-0		.54545 97		2-0-0		194		159		152		.44285 152		24		24	
TOTALS		RPI 1-25		RPI 26-50		W-L RECORDS		RPI 51-100		RPI 101-150		RPI 150+							
10-8-1		0-0-0		0-1-0		OVERALL		0-1-0		3-5-0		7-1-1							
5-2-1		0-0-0		0-1-0		HOME		0-0-0		0-0-0		5-1-1							
4-5-0		0-0-0		0-0-0		AWAY		0-1-0		2-4-0		2-0-0							
1-1-0		0-0-0		0-0-0		NEUTRAL		0-0-0		1-1-0		0-0-0							
6-5-0		0-0-0		0-1-0		NON-CONFERENCE		0-1-0		2-2-0		4-1-0							
3-2-0		0-0-0		0-1-0		HOME		0-0-0		0-0-0		3-1-0							
2-3-0		0-0-0		0-0-		AWAY		0-1-0		1-2-0		1-0-0							
1-0-0		0-0-0		0-0-0		NEUTRAL		0-0-0		1-0-0		0-0-0							
4-3-1		0-0-0		0-0-0		CONFERENCE		0-0-0		1-3-0		3-0-1							
2-0-1		0-0-0		0-0-0		HOME		0-0-0		0-0-0		2-0-1							
2-2-0		0-0-0		0-0-0		AWAY		0-0-0		1-2-0		1-0-0							
0-1-0		0-0-0		0-0-0		NEUTRAL		0-0-0		0-1-0		0-0-0							
RPI S	Opponent	Score		RPI S	Opponent	Score		RPI S	Opponent	Score		RPI S	Opponent	Score					
				44 H	Lehigh	2	3	92 A	Marshall	1	3	105 N	Bowling Green	1	0				
												106 A	Saint Francis (PA)	0	1				
												106 N	Saint Francis (PA)	1	2				
												108 A	Cleveland St.	4	1				
												118 A	St. Francis Brooklyn	1	0				
												119 A	George Washington	1	4				
												125 A	Pittsburgh	0	1				
												146 A	LIU Brooklyn	0	1				
												157 H	Duquesne	2	1				
												169 H	Saint Peter's	2	1				
												171 H	Bryant	1	1				
												173 A	Central Conn. St.	2	1				
												190 H	Eastern Ill.	1	2				
												193 H	Fairleigh Dickinson	2	1				
												200 H	Sacred Heart	3	0				
												202 H	Howard	3	0				
												206 A	Niagara	1	0				
LAST 10 GAMES																			
				106 N	Saint Francis (PA)	1	2	118 A	St. Francis Brooklyn	1	0								
				106 A	Saint Francis (PA)	0	1	146 A	LIU Brooklyn	0	1								
				173 A	Central Conn. St.	2	1	200 H	Sacred Heart	3	0								
				171 H	Bryant	1	1	202 H	Howard	3	0								
				193 H	Fairleigh Dickinson	2	1	157 H	Duquesne	2	1								

Non-Div. I Games:

Robert Morris

Average RPI Win:	170	WON-LOST RECORD	WINNING PCT. RANK	LAST 10 GAMES	STRENGTH OF SCHEDULE	OPP. STRENGTH OF SCHEDULE	TEAM RPI	ADJ RPI	CONF. RPI	ADJ CONF. RPI	
DIV. I ONLY	11-5-4	.65	42	8-0-2	203	197	131	.45313	146	23	22
DIV. I NON-CONF.	4-5-2	.45455	123	1-0-0	205	192	167	.41053	181	24	24
TOTALS	RPI 1-25	RPI 26-50	W-L RECORDS		RPI 51-100	RPI 101-150	RPI 150+				
11-5-4	0-0-0	0-0-0	OVERALL		0-2-0	3-0-2	8-3-2				
7-1-4	0-0-0	0-0-0	HOME		0-1-0	3-0-2	4-0-2				
4-4-0	0-0-0	0-0-0	AWAY		0-1-0	0-0-0	4-3-0				
0-0-0	0-0-0	0-0-0	NEUTRAL		0-0-0	0-0-0	0-0-0				
4-5-2	0-0-0	0-0-0	NON-CONFERENCE		0-2-0	0-0-0	4-3-2				
3-1-2	0-0-0	0-0-0	HOME		0-1-0	0-0-0	3-0-2				
1-4-0	0-0-0	0-0-	AWAY		0-1-0	0-0-0	1-3-0				
0-0-0	0-0-0	0-0-0	NEUTRAL		0-0-0	0-0-0	0-0-0				
7-0-2	0-0-0	0-0-0	CONFERENCE		0-0-0	3-0-2	4-0-0				
4-0-2	0-0-0	0-0-0	HOME		0-0-0	3-0-2	1-0-0				
3-0-0	0-0-0	0-0-0	AWAY		0-0-0	0-0-0	3-0-0				
0-0-0	0-0-0	0-0-0	NEUTRAL		0-0-0	0-0-0	0-0-0				
RPI	S	Opponent	Score	RPI	S	Opponent	Score	RPI	S	Opponent	Score

Non-Div. I Games:

LIU Brooklyn

Average RPI Win: 145		WON-LOST	WINNING	LAST 10	STRENGTH OF		OPP. STRENGTH	TEAM	ADJ	CONF.	ADJ CONF.
Average RPI Loss: 78		RECORD	PCT. RANK	GAMES	SCHEDULE		OF SCHEDULE	RPI	RPI	RPI	RPI
DIV. I ONLY		6-11-2	.36842	156	3-5-2		108	116	149	.45031	147
DIV. I NON-CONF.		2-6-0	.25	174	0-0-0		141	90	158	.43296	160
TOTALS		RPI 1-25	RPI 26-50		W-L RECORDS		RPI 51-100		RPI 101-150		RPI 150+
6-11-2	0-2-0	0-1-0		OVERALL		0-5-0		5-2-2		1-1-0	
4-2-2	0-0-0	0-0-0		HOME		0-2-0		4-0-2		0-0-0	
2-8-0	0-2-0	0-1-0		AWAY		0-2-0		1-2-0		1-1-0	
0-1-0	0-0-0	0-0-0		NEUTRAL		0-1-0		0-0-0		0-0-0	
2-6-0	0-1-0	0-0-0		NON-CONFERENCE		0-3-0		2-1-0		0-1-0	
2-1-0	0-0-0	0-0-0		HOME		0-1-0		2-0-0		0-0-0	
0-5-0	0-1-0	0-0-		AWAY		0-2-0		0-1-0		0-1-0	
0-0-0	0-0-0	0-0-0		NEUTRAL		0-0-0		0-0-0		0-0-0	
4-5-2	0-1-0	0-1-0		CONFERENCE		0-2-0		3-1-2		1-0-0	
2-1-2	0-0-0	0-0-0		HOME		0-1-0		2-0-2		0-0-0	
2-3-0	0-1-0	0-1-0		AWAY		0-0-0		1-1-0		1-0-0	
0-1-0	0-0-0	0-0-0		NEUTRAL		0-1-0		0-0-0		0-0-0	
RPI S	Opponent	Score		RPI S	Opponent	Score		RPI S	Opponent	Score	
8 A	Stanford	0	1	33 A	Utah Valley	2	3	57 H	Santa Clara	0	1
9 A	Seattle	0	1					58 A	San Diego	0	2
								77 H	UNLV	0	1
								77 N	UNLV	1	3
								84 A	Loyola Marymount	0	1
								103 H	CSU Bakersfield	0	0
								110 H	UC Davis	2	1
								121 H	Air Force	1	1
								129 A	Houston Baptist	1	2
								131 A	UC Riverside	0	3
								136 H	UMKC	2	0
								137 H	Sacramento St.	4	2
								142 A	Incarnate Word	2	1
								150 H	Grand Canyon	6	0
								192 A	UTRGV	3	1
								197 A	Pacific	0	3
LAST 10 GAMES											
77 N	UNLV	1	3	136 H	UMKC	2	0	9 A	Seattle	0	1
103 H	CSU Bakersfield	0	0	33 A	Utah Valley	2	3	150 H	Grand Canyon	6	0
129 A	Houston Baptist	1	2	77 H	UNLV	0	1				
192 A	UTRGV	3	1								
121 H	Air Force	1	1								

Non-Div. I Games:

San Jose St.

Average RPI Win:	147	WON-LOST	WINNING	LAST 10	STRENGTH OF	OPP. STRENGTH	TEAM	ADJ	CONF.	ADJ CONF.	
Average RPI Loss:	114	RECORD	PCT. RANK	GAMES	SCHEDULE	OF SCHEDULE	RPI	RPI	RPI	RPI	
DIV. I ONLY	8-7-4	.52632	94	3-4-3	188	152	141	.44971	148	16	17
DIV. I NON-CONF.	4-4-1	.5	99	1-1-1	197	134	165	.4239	166	21	20
TOTALS	RPI 1-25	RPI 26-50	W-L RECORDS		RPI 51-100	RPI 101-150		RPI 150+			
8-7-4	0-0-0	0-0-0	OVERALL		1-4-2	3-1-1		4-2-1			
2-2-3	0-0-0	0-0-0	HOME		0-2-2	0-0-0		2-0-1			
5-4-1	0-0-0	0-0-0	AWAY		1-2-0	2-0-1		2-2-0			
1-1-0	0-0-0	0-0-0	NEUTRAL		0-0-0	1-1-0		0-0-0			
4-4-1	0-0-0	0-0-0	NON-CONFERENCE		0-2-0	2-1-0		2-1-1			
0-0-1	0-0-0	0-0-0	HOME		0-0-0	0-0-0		0-0-1			
3-3-0	0-0-0	0-0-	AWAY		0-2-0	1-0-0		2-1-0			
1-1-0	0-0-0	0-0-0	NEUTRAL		0-0-0	1-1-0		0-0-0			
4-3-3	0-0-0	0-0-0	CONFERENCE		1-2-2	1-0-1		2-1-0			
2-2-2	0-0-0	0-0-0	HOME		0-2-2	0-0-0		2-0-0			
2-1-1	0-0-0	0-0-0	AWAY		1-0-0	1-0-1		0-1-0			
0-0-0	0-0-0	0-0-0	NEUTRAL		0-0-0	0-0-0		0-0-0			
RPI S	Opponent	Score	RPI S	Opponent	Score	RPI S	Opponent	Score	RPI S	Opponent	Score
						51 A	Dayton	0 4	106 N	Saint Francis (PA)	2 0
						71 H	Oakland	1 1	108 A	Cleveland St.	2 1
						75 H	Ill.-Chicago	0 1	122 N	Bucknell	0 1
						89 A	Wright St.	1 0	141 A	Memphis	1 0
						89 H	Wright St.	0 2	149 A	Detroit	1 1
						97 A	Cincinnati	2 3	166 H	Green Bay	2 1
						99 H	Valparaiso	0 0	174 A	Milwaukee	0 4
									183 A	IPFW	2 0
									185 H	IUPUI	2 2
									187 A	Evansville	0 4
									190 A	Eastern Ill.	2 1
									195 H	Belmont	1 0
LAST 10 GAMES											
						89 H	Wright St.	0 2	190 A	Eastern Ill.	2 1
						174 A	Milwaukee	0 4	99 H	Valparaiso	0 0
						187 A	Evansville	0 4	75 H	Ill.-Chicago	0 1
						185 H	IUPUI	2 2	108 A	Cleveland St.	2 1
						166 H	Green Bay	2 1	71 H	Oakland	1 1

Non-Div. I Games:

Northern Ky.

Average RPI Win: 150		WON-LOST	WINNING	LAST 10	STRENGTH OF		OPP. STRENGTH	TEAM	ADJ	CONF.	ADJ CONF.
Average RPI Loss: 99		RECORD	PCT. RANK	GAMES	SCHEDULE		OF SCHEDULE	RPI	RPI	RPI	RPI
DIV. I ONLY		7-5-8	.55	86	4-3-3		193	150	147	.4497	149
DIV. I NON-CONF.		4-3-3	.55	90	1-1-0		192	139	162	.42944	162
TOTALS		RPI 1-25	RPI 26-50		W-L RECORDS		RPI 51-100		RPI 101-150		RPI 150+
7-5-8		0-0-0	1-1-0		OVERALL		1-2-3		0-1-2		5-1-3
2-1-5		0-0-0	0-0-0		HOME		0-1-3		0-0-1		2-0-1
3-4-3		0-0-0	1-1-0		AWAY		1-1-0		0-1-1		1-1-2
2-0-0		0-0-0	0-0-0		NEUTRAL		0-0-0		0-0-0		2-0-0
4-3-3		0-0-0	1-1-0		NON-CONFERENCE		0-1-1		0-0-0		3-1-2
0-1-2		0-0-0	0-0-0		HOME		0-1-1		0-0-0		0-0-1
2-2-1		0-0-0	1-0-		AWAY		0-0-0		0-0-0		1-1-1
2-0-0		0-0-0	0-0-0		NEUTRAL		0-0-0		0-0-0		2-0-0
3-2-5		0-0-0	0-0-0		CONFERENCE		1-1-2		0-1-2		2-0-1
2-0-3		0-0-0	0-0-0		HOME		0-0-2		0-0-1		2-0-0
1-2-2		0-0-0	0-0-0		AWAY		1-1-0		0-1-1		0-0-1
0-0-0		0-0-0	0-0-0		NEUTRAL		0-0-0		0-0-0		0-0-0
RPI S	Opponent	Score	RPI S	Opponent	Score	RPI S	Opponent	Score	RPI S	Opponent	Score
			31 A	Kentucky	0 4	71 A	Oakland	0 2	108 A	Cleveland St.	1 1
			46 A	Michigan	2 1	73 H	Western Mich.	0 0	108 A	Cleveland St.	0 1
						75 H	Ill.-Chicago	2 2	148 H	Northern Ky.	1 1
						89 A	Wright St.	3 2	162 N	Western Ill.	2 1
						92 H	Marshall	0 1	166 A	Green Bay	0 0
						99 H	Valparaiso	0 0	174 H	Milwaukee	1 0
									178 A	Stetson	1 1
									183 A	IPFW	1 0
									185 H	IUPUI	1 1
									194 A	Jacksonville	1 3
									195 H	Belmont	2 0
									203 N	St. Bonaventure	2 1
LAST 10 GAMES											
			108 A	Cleveland St.	0 1	89 A	Wright St.	3 2			
			195 H	Belmont	2 0	71 A	Oakland	0 2			
			31 A	Kentucky	0 4	75 H	Ill.-Chicago	2 2			
			174 H	Milwaukee	1 0	166 A	Green Bay	0 0			
			183 A	IPFW	1 0	108 A	Cleveland St.	1 1			

Non-Div. I Games:

Detroit

Average RPI Win:		161	WON-LOST RECORD		WINNING PCT. RANK		LAST 10 GAMES		STRENGTH OF SCHEDULE		OPP. STRENGTH OF SCHEDULE		TEAM RPI		ADJ RPI		CONF. RPI		ADJ CONF. RPI				
Average RPI Loss:		86																					
DIV. I ONLY			7-10-0		.41176 147		3-7-0		174		115		157		.44947 150		12		12				
DIV. I NON-CONF.			4-3-0		.57143 72		0-0-0		198		112		180		.41667 173		20		18				
TOTALS		RPI 1-25		RPI 26-50		W-L RECORDS		RPI 51-100		RPI 101-150		RPI 150+											
7-10-0		0-1-0		0-2-0		OVERALL		0-2-0		3-5-0		4-0-0											
4-3-0		0-1-0		0-1-0		HOME		0-1-0		2-0-0		2-0-0											
3-7-0		0-0-0		0-1-0		AWAY		0-1-0		1-5-0		2-0-0											
0-0-0		0-0-0		0-0-0		NEUTRAL		0-0-0		0-0-0		0-0-0											
4-3-0		0-0-0		0-1-0		NON-CONFERENCE		0-1-0		1-1-0		3-0-0											
2-0-0		0-0-0		0-0-0		HOME		0-0-0		1-0-0		1-0-0											
2-3-0		0-0-0		0-0-		AWAY		0-1-0		0-1-0		2-0-0											
0-0-0		0-0-0		0-0-0		NEUTRAL		0-0-0		0-0-0		0-0-0											
3-7-0		0-1-0		0-1-0		CONFERENCE		0-1-0		2-4-0		1-0-0											
2-3-0		0-1-0		0-1-0		HOME		0-1-0		1-0-0		1-0-0											
1-4-0		0-0-0		0-0-0		AWAY		0-0-0		1-4-0		0-0-0											
0-0-0		0-0-0		0-0-0		NEUTRAL		0-0-0		0-0-0		0-0-0											
RPI	S	Opponent		Score		RPI	S	Opponent		Score		RPI	S	Opponent		Score							
9	H	Seattle		0 1		33	H	Utah Valley		2 3		77	H	UNLV		0 4		103	A	CSU Bakersfield 1 2			
						35	A	Cal St. Fullerton		0 2		85	A	San Diego St.		1 3		109	A	UCF 1 2			
																		121	A	Air Force 2 3			
																		129	H	Houston Baptist 3 1			
																		136	A	UMKC 3 2			
																		137	H	Sacramento St. 2 1			
																		142	A	Incarnate Word 2 4			
																		147	A	San Jose St. 0 6			
																		166	H	Green Bay 1 0			
																		170	A	Portland 4 1			
																		192	H	UTRGV 1 0			
																		197	A	Pacific 2 1			
						LAST 10 GAMES																	
						77	H	UNLV		0 4		142	A	Incarnate Word		2 4							
						136	A	UMKC		3 2		147	A	San Jose St.		0 6							
						121	A	Air Force		2 3		103	A	CSU Bakersfield		1 2							
						9	H	Seattle		0 1		129	H	Houston Baptist		3 1							
						33	H	Utah Valley		2 3		192	H	UTRGV		1 0							

Non-Div. I Games:

Grand Canyon

Average RPI Win: 187		WON-LOST RECORD		WINNING PCT. RANK		LAST 10 GAMES		STRENGTH OF SCHEDULE		OPP. STRENGTH OF SCHEDULE		TEAM RPI		ADJ RPI		CONF. RPI		ADJ CONF. RPI	
DIV. I ONLY		8-10-3		.45238 128		5-4-1		162		185		154		.44927 151		22		23	
DIV. I NON-CONF.		1-5-2		.25 174		0-0-0		120		77		125		.46529 124		23		22	
TOTALS		RPI 1-25		RPI 26-50		W-L RECORDS		RPI 51-100		RPI 101-150		RPI 150+							
8-10-3		0-0-0		0-2-0		OVERALL		0-4-2		0-2-0		8-2-1							
3-2-2		0-0-0		0-0-0		HOME		0-1-2		0-1-0		3-0-0							
3-7-1		0-0-0		0-2-0		AWAY		0-2-0		0-1-0		3-2-1							
2-1-0		0-0-0		0-0-0		NEUTRAL		0-1-0		0-0-0		2-0-0							
1-5-2		0-0-0		0-2-0		NON-CONFERENCE		0-1-2		0-1-0		1-1-0							
0-0-2		0-0-0		0-0-0		HOME		0-0-2		0-0-0		0-0-0							
1-5-0		0-0-0		0-0-		AWAY		0-1-0		0-1-0		1-1-0							
0-0-0		0-0-0		0-0-0		NEUTRAL		0-0-0		0-0-0		0-0-0							
7-5-1		0-0-0		0-0-0		CONFERENCE		0-3-0		0-1-0		7-1-1							
3-2-0		0-0-0		0-0-0		HOME		0-1-0		0-1-0		3-0-0							
2-2-1		0-0-0		0-0-0		AWAY		0-1-0		0-0-0		2-1-1							
2-1-0		0-0-0		0-0-0		NEUTRAL		0-1-0		0-0-0		2-0-0							
RPI S	Opponent	Score		RPI S	Opponent	Score		RPI S	Opponent	Score		RPI S	Opponent	Score					
				28 A	Boston U.	0	1	52 H	New Hampshire	3	3	132 H	Iona	0	2				
				32 A	Rutgers	2	4	66 A	Binghamton	1	2	143 A	St. John's (NY)	0	1				
								76 A	Monmouth	0	2	158 A	Fairfield	0	2				
								96 H	Hartford	1	1	164 A	Marist	1	0				
								98 H	Rider	2	3	164 N	Marist	1	0				
								98 N	Rider	2	3	167 A	La Salle	0	1				
												169 A	Saint Peter's	1	1				
												181 A	Canisius	1	0				
												188 H	Manhattan	2	0				
												193 A	Fairleigh Dickinson	1	0				
												196 H	Quinnipiac	2	1				
												206 H	Niagara	2	0				
												206 N	Niagara	1	0				
LAST 10 GAMES																			
				98 N	Rider	2	3	164 A	Marist	1	0								
				164 N	Marist	1	0	132 H	Iona	0	2								
				206 N	Niagara	1	0	158 A	Fairfield	0	2								
				169 A	Saint Peter's	1	1	98 H	Rider	2	3								
				196 H	Quinnipiac	2	1	181 A	Canisius	1	0								

Non-Div. I Games:

Siena

Average RPI Win: 154		WON-LOST	WINNING	LAST 10	STRENGTH OF		OPP. STRENGTH	TEAM	ADJ	CONF.	ADJ CONF.
Average RPI Loss: 107		RECORD	PCT. RANK	GAMES	SCHEDULE		OF SCHEDULE	RPI	RPI	RPI	RPI
DIV. I ONLY		9-8-1	.52778	91	4-5-1		198	155	145	.44864	152
DIV. I NON-CONF.		5-6-0	.45455	123	1-3-0		184	84	131	.45093	146
TOTALS		RPI 1-25	RPI 26-50		W-L RECORDS		RPI 51-100		RPI 101-150		RPI 150+
9-8-1	0-1-0	0-0-0		OVERALL		2-4-0		0-1-0		7-2-1	
4-1-0	0-0-0	0-0-0		HOME		1-1-0		0-0-0		3-0-0	
3-5-0	0-1-0	0-0-0		AWAY		1-1-0		0-1-0		2-2-0	
2-2-1	0-0-0	0-0-0		NEUTRAL		0-2-0		0-0-0		2-0-1	
5-6-0	0-1-0	0-0-0		NON-CONFERENCE		2-2-0		0-1-0		3-2-0	
2-1-0	0-0-0	0-0-0		HOME		1-1-0		0-0-0		1-0-0	
2-4-0	0-1-0	0-0-		AWAY		1-0-0		0-1-0		1-2-0	
1-1-0	0-0-0	0-0-0		NEUTRAL		0-1-0		0-0-0		1-0-0	
4-2-1	0-0-0	0-0-0		CONFERENCE		0-2-0		0-0-0		4-0-1	
2-0-0	0-0-0	0-0-0		HOME		0-0-0		0-0-0		2-0-0	
1-1-0	0-0-0	0-0-0		AWAY		0-1-0		0-0-0		1-0-0	
1-1-1	0-0-0	0-0-0		NEUTRAL		0-1-0		0-0-0		1-0-1	
RPI S	Opponent	Score		RPI S	Opponent	Score		RPI S	Opponent	Score	
1 A	Wake Forest	0 5						56 H	Brown	3 2	
								68 A	North Florida	2 1	
								70 H	Mercer	2 3	
								75 N	Ill.-Chicago	0 2	
								88 A	Hartwick	0 1	
								88 N	Hartwick	0 3	
								141 A	Memphis	1 2	
								156 N	Appalachian St.	3 0	
								160 H	UNC Asheville	3 0	
								161 A	Ga. Southern	5 3	
								161 N	Ga. Southern	3 3	
								180 N	Gardner-Webb	3 0	
								194 A	Jacksonville	1 2	
								195 A	Belmont	1 3	
								199 H	NJIT	6 1	
								202 H	Howard	3 1	
								205 A	Presbyterian	5 1	
				LAST 10 GAMES							
				88 N	Hartwick	0 3		88 A	Hartwick	0 1	
				161 N	Ga. Southern	3 3		1 A	Wake Forest	0 5	
				161 A	Ga. Southern	5 3		141 A	Memphis	1 2	
				202 H	Howard	3 1		199 H	NJIT	6 1	
				160 H	UNC Asheville	3 0		195 A	Belmont	1 3	

Non-Div. I Games:

Georgia St.



Average RPI Win: 165		WON-LOST RECORD		WINNING PCT. RANK		LAST 10 GAMES		STRENGTH OF SCHEDULE		OPP. STRENGTH OF SCHEDULE		TEAM RPI		ADJ RPI		CONF. RPI		ADJ CONF. RPI	
DIV. I ONLY		9-9-1		.5 101		4-5-1		201		165		158		.44604 153		18		18	
DIV. I NON-CONF.		5-4-0		.55556 82		1-1-0		200		166		169		.4281 163		16		16	
TOTALS		RPI 1-25		RPI 26-50		W-L RECORDS		RPI 51-100		RPI 101-150		RPI 150+							
9-9-1		0-1-0		0-1-0		OVERALL		1-2-0		1-5-0		7-0-1							
6-5-0		0-1-0		0-0-0		HOME		1-1-0		0-3-0		5-0-0							
3-4-1		0-0-0		0-1-0		AWAY		0-1-0		1-2-0		2-0-1							
0-0-0		0-0-0		0-0-0		NEUTRAL		0-0-0		0-0-0		0-0-0							
5-4-0		0-0-0		0-0-0		NON-CONFERENCE		1-1-0		0-3-0		4-0-0							
4-2-0		0-0-0		0-0-0		HOME		1-0-0		0-2-0		3-0-0							
1-2-0		0-0-0		0-0-		AWAY		0-1-0		0-1-0		1-0-0							
0-0-0		0-0-0		0-0-0		NEUTRAL		0-0-0		0-0-0		0-0-0							
4-5-1		0-1-0		0-1-0		CONFERENCE		0-1-0		1-2-0		3-0-1							
2-3-0		0-1-0		0-0-0		HOME		0-1-0		0-1-0		2-0-0							
2-2-1		0-0-0		0-1-0		AWAY		0-0-0		1-1-0		1-0-1							
0-0-0		0-0-0		0-0-0		NEUTRAL		0-0-0		0-0-0		0-0-0							
RPI	S	Opponent		Score		RPI	S	Opponent		Score		RPI	S	Opponent		Score			
22	H	Coastal Caro.		1 2		26	A	Radford		1 5		86	A	UNCG		1 3			
												87	H	Winthrop		0 1			
												95	H	Navy		2 1			
												102	H	William & Mary		2 3			
												111	H	High Point		1 2			
												116	A	Campbell		2 3			
												116	A	Campbell		2 1			
												119	A	George Washington		0 2			
												130	H	George Mason		0 1			
												156	A	Appalachian St.		2 0			
												160	H	UNC Asheville		3 2			
												170	H	Portland		2 0			
												180	A	Gardner-Webb		5 1			
												186	A	Liberty		3 3			
												202	H	Howard		3 2			
												204	H	VMI		4 1			
												205	H	Presbyterian		1 0			
LAST 10 GAMES																			
116	A	Campbell		2 3		22	H	Coastal Caro.		1 2									
87	H	Winthrop		0 1		202	H	Howard		3 2									
180	A	Gardner-Webb		5 1		205	H	Presbyterian		1 0									
160	H	UNC Asheville		3 2		119	A	George Washington		0 2									
186	A	Liberty		3 3		111	H	High Point		1 2									

Non-Div. I Games:

Longwood

Average RPI Win:		145	WON-LOST	WINNING	LAST 10	STRENGTH OF		OPP. STRENGTH	TEAM	ADJ	CONF.	ADJ CONF.
Average RPI Loss:		81	RECORD	PCT. RANK	GAMES	SCHEDULE		OF SCHEDULE	RPI	RPI	RPI	RPI
DIV. I ONLY		6-11-1		.36111	160	4-5-1		154	95	162	.44426	154
DIV. I NON-CONF.		2-9-0		.18182	189	0-3-0		98	83	140	.4573	139
TOTALS		RPI 1-25		RPI 26-50		W-L RECORDS		RPI 51-100		RPI 101-150		RPI 150+
6-11-1	0-1-0			0-3-0		OVERALL		2-2-1		0-5-0		4-0-0
3-3-0	0-0-0			0-0-0		HOME		0-1-0		0-2-0		3-0-0
3-8-1	0-1-0			0-3-0		AWAY		2-1-1		0-3-0		1-0-0
0-0-0	0-0-0			0-0-0		NEUTRAL		0-0-0		0-0-0		0-0-0
2-9-0	0-1-0			0-3-0		NON-CONFERENCE		0-1-0		0-4-0		2-0-0
2-1-0	0-0-0			0-0-0		HOME		0-0-0		0-1-0		2-0-0
0-8-0	0-1-0			0-0-		AWAY		0-1-0		0-3-0		0-0-0
0-0-0	0-0-0			0-0-0		NEUTRAL		0-0-0		0-0-0		0-0-0
4-2-1	0-0-0			0-0-0		CONFERENCE		2-1-1		0-1-0		2-0-0
1-2-0	0-0-0			0-0-0		HOME		0-1-0		0-1-0		1-0-0
3-0-1	0-0-0			0-0-0		AWAY		2-0-1		0-0-0		1-0-0
0-0-0	0-0-0			0-0-0		NEUTRAL		0-0-0		0-0-0		0-0-0
RPI S	Opponent	Score	RPI S	Opponent	Score	RPI S	Opponent	Score	RPI S	Opponent	Score	
8 A	Stanford	1 3	35 A	Cal St. Fullerton	0 3	57 A	Santa Clara	2 1	103 H	CSU Bakersfield	1 2	
			43 A	California	1 3	58 A	San Diego	0 0	110 A	UC Davis	1 3	
			48 A	New Mexico	0 3	79 A	Penn St.	0 1	115 A	West Virginia	0 6	
						84 H	Loyola Marymount	0 2	131 A	UC Riverside	0 3	
						100 A	Gonzaga	3 1	135 H	St. Mary's (CA)	0 1	
									167 H	La Salle	5 1	
									170 A	Portland	3 1	
									181 H	Canisius	2 0	
									197 H	Pacific	3 0	
LAST 10 GAMES												
			84 H	Loyola Marymount	0 2		197 H	Pacific	3 0			
			58 A	San Diego	0 0		57 A	Santa Clara	2 1			
			170 A	Portland	3 1		48 A	New Mexico	0 3			
			100 A	Gonzaga	3 1		110 A	UC Davis	1 3			
			135 H	St. Mary's (CA)	0 1		103 H	CSU Bakersfield	1 2			

Non-Div. I Games:

San Francisco

Average RPI Win:		112	WON-LOST RECORD		WINNING PCT. RANK		LAST 10 GAMES		STRENGTH OF SCHEDULE		OPP. STRENGTH OF SCHEDULE		TEAM RPI		ADJ RPI		CONF. RPI		ADJ CONF. RPI				
DIV. I ONLY			3-12-2		.23529 187		3-7-0		26		74		152		.44411 155		11		11				
DIV. I NON-CONF.			1-6-2		.22222 184		1-2-0		9		48		93		.4898 94		8		8				
TOTALS		RPI 1-25		RPI 26-50		W-L RECORDS		RPI 51-100		RPI 101-150		RPI 150+											
3-12-2		0-4-0		0-2-0		OVERALL		0-4-1		3-0-0		0-2-1											
2-4-2		0-0-0		0-0-0		HOME		0-3-1		2-0-0		0-1-1											
1-8-0		0-4-0		0-2-0		AWAY		0-1-0		1-0-0		0-1-0											
0-0-0		0-0-0		0-0-0		NEUTRAL		0-0-0		0-0-0		0-0-0											
1-6-2		0-3-0		0-1-0		NON-CONFERENCE		0-2-1		1-0-0		0-0-1											
0-2-2		0-0-0		0-0-0		HOME		0-2-1		0-0-0		0-0-1											
1-4-0		0-3-0		0-0-		AWAY		0-0-0		1-0-0		0-0-0											
0-0-0		0-0-0		0-0-0		NEUTRAL		0-0-0		0-0-0		0-0-0											
2-6-0		0-1-0		0-1-0		CONFERENCE		0-2-0		2-0-0		0-2-0											
2-2-0		0-0-0		0-0-0		HOME		0-1-0		2-0-0		0-1-0											
0-4-0		0-1-0		0-1-0		AWAY		0-1-0		0-0-0		0-1-0											
0-0-0		0-0-0		0-0-0		NEUTRAL		0-0-0		0-0-0		0-0-0											
RPI	S	Opponent		Score		RPI	S	Opponent		Score		RPI	S	Opponent		Score							
4	A	North Carolina		0	1	42	A	Hofstra		1	2	52	H	New Hampshire		0	1	102	H	William & Mary 2 1			
8	A	Stanford		0	1	43	A	California		0	3	60	A	UNCW		0	1	113	H	Col. of Charleston 2 1			
24	A	Dartmouth		0	2							61	H	Providence		1	2	120	A	Holy Cross 1 0			
25	A	Elon		1	2							81	H	Delaware		2	3	158	H	Fairfield 0 0			
												83	H	Temple		1	1	176	H	James Madison 2 3			
																		189	A	Drexel 0 1			
						LAST 10 GAMES																	
		24 A Dartmouth		0	2			81 H Delaware		2	3												
		189 A Drexel		0	1			42 A Hofstra		1	2												
		4 A North Carolina		0	1			102 H William & Mary		2	1												
		113 H Col. of Charleston		2	1			25 A Elon		1	2												
		120 A Holy Cross		1	0			176 H James Madison		2	3												

Non-Div. I Games:

Northeastern

Average RPI Win: 176		WON-LOST	WINNING	LAST 10	STRENGTH OF		OPP. STRENGTH	TEAM	ADJ	CONF.	ADJ CONF.
Average RPI Loss: 96		RECORD	PCT. RANK	GAMES	SCHEDULE		OF SCHEDULE	RPI	RPI	RPI	RPI
DIV. I ONLY		8-10-0	.44444	132	5-5-0		176	183	156	.44399	156
DIV. I NON-CONF.		5-6-0	.45455	123	2-2-0		135	144	129	.45873	135
TOTALS		RPI 1-25	RPI 26-50		W-L RECORDS		RPI 51-100		RPI 101-150		RPI 150+
8-10-0	0-0-0	0-2-0		OVERALL		1-4-0		0-1-0		7-3-0	
4-4-0	0-0-0	0-0-0		HOME		1-2-0		0-1-0		3-1-0	
3-5-0	0-0-0	0-2-0		AWAY		0-2-0		0-0-0		3-1-0	
1-1-0	0-0-0	0-0-0		NEUTRAL		0-0-0		0-0-0		1-1-0	
5-6-0	0-0-0	0-2-0		NON-CONFERENCE		1-2-0		0-1-0		4-1-0	
2-2-0	0-0-0	0-0-0		HOME		1-0-0		0-1-0		1-1-0	
2-4-0	0-0-0	0-0-		AWAY		0-2-0		0-0-0		2-0-0	
1-0-0	0-0-0	0-0-0		NEUTRAL		0-0-0		0-0-0		1-0-0	
3-4-0	0-0-0	0-0-0		CONFERENCE		0-2-0		0-0-0		3-2-0	
2-2-0	0-0-0	0-0-0		HOME		0-2-0		0-0-0		2-0-0	
1-1-0	0-0-0	0-0-0		AWAY		0-0-0		0-0-0		1-1-0	
0-1-0	0-0-0	0-0-0		NEUTRAL		0-0-0		0-0-0		0-1-0	
RPI S	Opponent	Score	RPI S	Opponent	Score	RPI S	Opponent	Score	RPI S	Opponent	Score
26 A	Radford	1 2	34 A	North Carolina St.	1 2	68 A	North Florida	2 3	105 H	Bowling Green	1 2
						74 H	ETSU	2 1	152 N	Georgia St.	0 3
						87 A	Winthrop	0 2	153 H	Longwood	0 2
						88 H	Hartwick	1 2	160 H	UNC Asheville	1 0
						88 H	Hartwick	0 1	161 A	Ga. Southern	0 1
									175 N	Lipscomb	1 0
									195 A	Belmont	1 0
									199 A	NJIT	1 0
									199 H	NJIT	2 1
									202 H	Howard	2 0
									205 A	Presbyterian	3 0
LAST 10 GAMES											
88 H	Hartwick	0 1	161 A	Ga. Southern	0 1						
199 H	NJIT	2 1	34 A	North Carolina St.	1 2						
199 A	NJIT	1 0	205 A	Presbyterian	3 0						
105 H	Bowling Green	1 2	202 H	Howard	2 0						
88 H	Hartwick	1 2	160 H	UNC Asheville	1 0						

Non-Div. I Games:

Appalachian St.

Average RPI Win:	151	WON-LOST	WINNING	LAST 10	STRENGTH OF	OPP. STRENGTH	TEAM	ADJ	CONF.	ADJ CONF.	
Average RPI Loss:	94	RECORD	PCT. RANK	GAMES	SCHEDULE	OF SCHEDULE	RPI	RPI	RPI	RPI	
DIV. I ONLY	6-10-2	.38889	150	4-5-1	170	136	166	.44165	157	19	19
DIV. I NON-CONF.	2-6-1	.27778	170	0-1-0	151	123	159	.44224	153	13	13
<hr/>											
TOTALS	RPI 1-25	RPI 26-50		W-L RECORDS		RPI 51-100		RPI 101-150		RPI 150+	
6-10-2	0-0-0	0-1-0		OVERALL		1-4-1		2-5-0		3-0-1	
2-5-0	0-0-0	0-0-0		HOME		0-3-0		1-2-0		1-0-0	
4-4-2	0-0-0	0-1-0		AWAY		1-0-1		1-3-0		2-0-1	
0-1-0	0-0-0	0-0-0		NEUTRAL		0-1-0		0-0-0		0-0-0	
<hr/>											
2-6-1	0-0-0	0-1-0		NON-CONFERENCE		1-2-0		0-3-0		1-0-1	
0-3-0	0-0-0	0-0-0		HOME		0-2-0		0-1-0		0-0-0	
2-3-1	0-0-0	0-0-		AWAY		1-0-0		0-2-0		1-0-1	
0-0-0	0-0-0	0-0-0		NEUTRAL		0-0-0		0-0-0		0-0-0	
<hr/>											
4-4-1	0-0-0	0-0-0		CONFERENCE		0-2-1		2-2-0		2-0-0	
2-2-0	0-0-0	0-0-0		HOME		0-1-0		1-1-0		1-0-0	
2-1-1	0-0-0	0-0-0		AWAY		0-0-1		1-1-0		1-0-0	
0-1-0	0-0-0	0-0-0		NEUTRAL		0-1-0		0-0-0		0-0-0	
<hr/>											
RPI S	Opponent	Score	RPI S	Opponent	Score	RPI S	Opponent	Score	RPI S	Opponent	Score
			46 A	Michigan	0 3	51 H	Dayton	1 2	106 A	Saint Francis (PA)	0 1
						51 N	Dayton	1 3	108 H	Cleveland St.	0 1
						59 A	Colgate	1 0	127 A	Rhode Island	1 2
						72 H	Oregon St.	2 3	130 A	George Mason	3 1
						92 H	Marshall	0 1	139 H	Davidson	3 1
						93 A	VCU	0 0	140 H	Fordham	1 2
									145 A	Robert Morris	1 2
									167 A	La Salle	3 2
									168 A	Cornell	0 0
									203 H	St. Bonaventure	3 0
									206 A	Niagara	3 1
<hr/>											
			LAST 10 GAMES								
			51 N	Dayton	1 3	93 A	VCU	0 0			
			139 H	Davidson	3 1	46 A	Michigan	0 3			
			127 A	Rhode Island	1 2	140 H	Fordham	1 2			
			203 H	St. Bonaventure	3 0	167 A	La Salle	3 2			
			130 A	George Mason	3 1	51 H	Dayton	1 2			

Non-Div. I Games:

Duquesne

Average RPI Win: 170		WON-LOST RECORD		WINNING PCT. RANK		LAST 10 GAMES		STRENGTH OF SCHEDULE		OPP. STRENGTH OF SCHEDULE		TEAM RPI		ADJ RPI		CONF. RPI		ADJ CONF. RPI					
DIV. I ONLY		6-6-6		.5 101		5-3-2		168		176		151		.43997 158		22		23					
DIV. I NON-CONF.		1-2-4		.42857 142		0-0-0		152		69		137		.45784 138		23		22					
TOTALS		RPI 1-25		RPI 26-50		W-L RECORDS		RPI 51-100		RPI 101-150		RPI 150+											
6-6-6		0-1-0		0-0-0		OVERALL		0-1-3		1-2-1		5-2-2											
3-2-2		0-0-0		0-0-0		HOME		0-1-1		0-1-1		3-0-0											
3-3-4		0-1-0		0-0-0		AWAY		0-0-2		1-0-0		2-2-2											
0-1-0		0-0-0		0-0-0		NEUTRAL		0-0-0		0-1-0		0-0-0											
1-2-4		0-1-0		0-0-0		NON-CONFERENCE		0-0-2		0-1-1		1-0-1											
0-1-1		0-0-0		0-0-0		HOME		0-0-0		0-1-1		0-0-0											
1-1-3		0-1-0		0-0-		AWAY		0-0-2		0-0-0		1-0-1											
0-0-0		0-0-0		0-0-0		NEUTRAL		0-0-0		0-0-0		0-0-0											
5-4-2		0-0-0		0-0-0		CONFERENCE		0-1-1		1-1-0		4-2-1											
3-1-1		0-0-0		0-0-0		HOME		0-1-1		0-0-0		3-0-0											
2-2-1		0-0-0		0-0-0		AWAY		0-0-0		1-0-0		1-2-1											
0-1-0		0-0-0		0-0-0		NEUTRAL		0-0-0		0-1-0		0-0-0											
RPI	S	Opponent		Score		RPI	S	Opponent		Score		RPI	S	Opponent		Score							
16	A	FIU		1	2							76	H	Monmouth		0	0	123	H	Army West Point		1	1
												81	A	Delaware		2	2	132	A	Iona		1	0
												94	A	UMBC		2	2	132	N	Iona		0	1
												98	H	Rider		0	3	140	H	Fordham		2	3
														151 H Siena		2	0						
														155 A Northeastern		0	0						
														164 A Marist		1	2						
														169 H Saint Peter's		2	1						
														181 H Canisius		1	0						
														182 A Fla. Atlantic		2	1						
														188 A Manhattan		0	1						
														196 A Quinnipiac		0	0						
														206 A Niagara		1	0						
						LAST 10 GAMES																	
						132	N	Iona		0	1	76	H	Monmouth		0	0						
						206	A	Niagara		1	0	151	H	Siena		2	0						
						169	H	Saint Peter's		2	1	164	A	Marist		1	2						
						98	H	Rider		0	3	132	A	Iona		1	0						
						196	A	Quinnipiac		0	0	181	H	Canisius		1	0						

Non-Div. I Games:

Fairfield

Average RPI Win: 149		WON-LOST	WINNING	LAST 10	STRENGTH OF		OPP. STRENGTH	TEAM	ADJ		CONF.	ADJ CONF.	
Average RPI Loss: 87		RECORD	PCT. RANK	GAMES	SCHEDULE		OF SCHEDULE	RPI	RPI		RPI	RPI	
DIV. I ONLY		7-7-4	.5	101	5-3-2		190	125	150	.43925	159	9	9
DIV. I NON-CONF.		4-4-3	.5	99	2-0-1		204	170	194	.3768	197	12	12
TOTALS		RPI 1-25	RPI 26-50		W-L RECORDS		RPI 51-100		RPI 101-150		RPI 150+		
7-7-4		0-2-0	0-0-0		OVERALL		1-2-0		2-1-2		4-2-2		
5-2-1		0-1-0	0-0-0		HOME		0-0-0		2-0-0		3-1-1		
1-4-3		0-1-0	0-0-0		AWAY		0-2-0		0-0-2		1-1-1		
1-1-0		0-0-0	0-0-0		NEUTRAL		1-0-0		0-1-0		0-0-0		
4-4-3		0-0-0	0-0-0		NON-CONFERENCE		0-1-0		0-1-1		4-2-2		
3-1-1		0-0-0	0-0-0		HOME		0-0-0		0-0-0		3-1-1		
1-2-2		0-0-0	0-0-		AWAY		0-1-0		0-0-1		1-1-1		
0-1-0		0-0-0	0-0-0		NEUTRAL		0-0-0		0-1-0		0-0-0		
3-3-1		0-2-0	0-0-0		CONFERENCE		1-1-0		2-0-1		0-0-0		
2-1-0		0-1-0	0-0-0		HOME		0-0-0		2-0-0		0-0-0		
0-2-1		0-1-0	0-0-0		AWAY		0-1-0		0-0-1		0-0-0		
1-0-0		0-0-0	0-0-0		NEUTRAL		1-0-0		0-0-0		0-0-0		
RPI S	Opponent	Score	RPI S	Opponent	Score	RPI S	Opponent	Score	RPI S	Opponent	Score		
6 A	Akron	0 1				64 A	UMass Lowell	0 2	105 H	Bowling Green	2 1		
6 H	Akron	1 2				73 A	Western Mich.	0 1	114 A	Stony Brook	1 1		
						73 N	Western Mich.	2 1	115 H	West Virginia	2 0		
									129 N	Houston Baptist	0 1		
									134 A	Northern Ill.	1 1		
									163 H	Lafayette	1 2		
									168 H	Cornell	2 0		
									171 A	Bryant	0 1		
									181 H	Canisius	4 2		
									192 A	UTRGV	1 1		
									195 H	Belmont	3 1		
									203 A	St. Bonaventure	6 0		
									206 H	Niagara	2 2		
LAST 10 GAMES													
6 A	Akron	0 1	115 H	West Virginia	2 0								
73 N	Western Mich.	2 1	6 H	Akron	1 2								
73 A	Western Mich.	0 1	203 A	St. Bonaventure	6 0								
105 H	Bowling Green	2 1	168 H	Cornell	2 0								
134 A	Northern Ill.	1 1	114 A	Stony Brook	1 1								

Non-Div. I Games: Seton Hill 2 0

Buffalo

Average RPI Win:		156	WON-LOST RECORD		WINNING PCT. RANK		LAST 10 GAMES		STRENGTH OF SCHEDULE		OPP. STRENGTH OF SCHEDULE		TEAM RPI		ADJ RPI		CONF. RPI		ADJ CONF. RPI				
Average RPI Loss:		102																					
DIV. I ONLY			6-12-1		.34211 168		3-7-0		113		178		159		.43677 160		18		18				
DIV. I NON-CONF.			3-5-1		.38889 148		0-2-0		77		186		143		.45683 140		16		16				
TOTALS		RPI 1-25		RPI 26-50		W-L RECORDS		RPI 51-100		RPI 101-150		RPI 150+											
6-12-1		1-1-0		0-1-0		OVERALL		0-3-1		1-3-0		4-4-0											
4-2-0		1-0-0		0-0-0		HOME		0-0-0		1-2-0		2-0-0											
2-9-1		0-1-0		0-1-0		AWAY		0-2-1		0-1-0		2-4-0											
0-1-0		0-0-0		0-0-0		NEUTRAL		0-1-0		0-0-0		0-0-0											
3-5-1		0-1-0		0-0-0		NON-CONFERENCE		0-1-1		1-1-0		2-2-0											
1-0-0		0-0-0		0-0-0		HOME		0-0-0		1-0-0		0-0-0											
2-4-1		0-1-0		0-0-		AWAY		0-0-1		0-1-0		2-2-0											
0-1-0		0-0-0		0-0-0		NEUTRAL		0-1-0		0-0-0		0-0-0											
3-7-0		1-0-0		0-1-0		CONFERENCE		0-2-0		0-2-0		2-2-0											
3-2-0		1-0-0		0-0-0		HOME		0-0-0		0-2-0		2-0-0											
0-5-0		0-0-0		0-1-0		AWAY		0-2-0		0-0-0		0-2-0											
0-0-0		0-0-0		0-0-0		NEUTRAL		0-0-0		0-0-0		0-0-0											
RPI	S	Opponent		Score		RPI	S	Opponent		Score		RPI	S	Opponent		Score		RPI	S	Opponent		Score	
1	A	Wake Forest		0	5	26	A	Radford		1	5	52	N	New Hampshire		0	2	102	A	William & Mary		2	4
22	H	Coastal Caro.		3	2							67	A	Vermont		1	1	111	H	High Point		0	3
												87	A	Winthrop		0	3	116	H	Campbell		0	1
												87	A	Winthrop		2	3	146	H	LIU Brooklyn		2	1
																		152	A	Georgia St.		0	3
																		153	A	Longwood		2	3
																		156	A	Appalachian St.		0	1
																		172	A	USC Upstate		2	0
																		180	A	Gardner-Webb		1	3
																		186	H	Liberty		2	1
																		204	A	VMI		1	0
																		205	H	Presbyterian		4	1
LAST 10 GAMES																							
						87	A	Winthrop		0	3	186	H	Liberty		2	1						
						116	H	Campbell		0	1	102	A	William & Mary		2	4						
						205	H	Presbyterian		4	1	87	A	Winthrop		2	3						
						153	A	Longwood		2	3	180	A	Gardner-Webb		1	3						
						152	A	Georgia St.		0	3	22	H	Coastal Caro.		3	2						

Non-Div. I Games:

UNC Asheville



Average RPI Win:		192	WON-LOST RECORD		WINNING PCT. RANK		LAST 10 GAMES		STRENGTH OF SCHEDULE		OPP. STRENGTH OF SCHEDULE		TEAM RPI		ADJ RPI		CONF. RPI		ADJ CONF. RPI				
Average RPI Loss:		83																					
DIV. I ONLY			6-8-2		.4375 141		4-5-1		189		163		163		.43634 161		24		24				
DIV. I NON-CONF.			3-6-1		.35 157		1-3-0		150		85		148		.44941 149		22		23				
TOTALS		RPI 1-25		RPI 26-50		W-L RECORDS		RPI 51-100		RPI 101-150		RPI 150+											
6-8-2		0-3-0		0-0-0		OVERALL		0-2-0		0-1-0		6-2-2											
3-2-0		0-0-0		0-0-0		HOME		0-0-0		0-0-0		3-2-0											
2-6-1		0-3-0		0-0-0		AWAY		0-2-0		0-1-0		2-0-1											
1-0-1		0-0-0		0-0-0		NEUTRAL		0-0-0		0-0-0		1-0-1											
3-6-1		0-3-0		0-0-0		NON-CONFERENCE		0-1-0		0-1-0		3-1-1											
2-1-0		0-0-0		0-0-0		HOME		0-0-0		0-0-0		2-1-0											
0-5-1		0-3-0		0-0-		AWAY		0-1-0		0-1-0		0-0-1											
1-0-0		0-0-0		0-0-0		NEUTRAL		0-0-0		0-0-0		1-0-0											
3-2-1		0-0-0		0-0-0		CONFERENCE		0-1-0		0-0-0		3-1-1											
1-1-0		0-0-0		0-0-0		HOME		0-0-0		0-0-0		1-1-0											
2-1-0		0-0-0		0-0-0		AWAY		0-1-0		0-0-0		2-0-0											
0-0-1		0-0-0		0-0-0		NEUTRAL		0-0-0		0-0-0		0-0-1											
RPI	S	Opponent		Score		RPI	S	Opponent		Score		RPI	S	Opponent		Score		RPI	S	Opponent		Score	
2	A	Clemson		1	3					68	A	North Florida	1	2	146	A	LIU Brooklyn	0	3				
14	A	South Fla.		1	2					88	A	Hartwick	0	3	152	H	Georgia St.	3	5				
19	A	South Carolina		2	4										152	N	Georgia St.	3	3				
															156	H	Appalachian St.	1	0				
															175	A	Lipscomb	2	2				
															178	H	Stetson	1	3				
															194	H	Jacksonville	5	0				
															195	N	Belmont	4	1				
															199	A	NJIT	1	0				
															202	A	Howard	2	0				
															205	H	Presbyterian	2	0				
LAST 10 GAMES																							
				152	N	Georgia St.	3	3	2	A	Clemson	1	3										
				152	H	Georgia St.	3	5	202	A	Howard	2	0										
				146	A	LIU Brooklyn	0	3	194	H	Jacksonville	5	0										
				199	A	NJIT	1	0	88	A	Hartwick	0	3										
				156	H	Appalachian St.	1	0	68	A	North Florida	1	2										

Non-Div. I Games:

Ga. Southern

Average RPI Win: 154		WON-LOST	WINNING	LAST 10	STRENGTH OF		OPP. STRENGTH	TEAM	ADJ		CONF.	ADJ CONF.
Average RPI Loss: 101		RECORD	PCT. RANK	GAMES	SCHEDULE		OF SCHEDULE	RPI	RPI		RPI	RPI
DIV. I ONLY		5-11-1	.32353	171	4-6-0		96	171	160		.43575	162
DIV. I NON-CONF.		2-7-1	.25	174	1-2-0		96	172	155		.4383	156
TOTALS		RPI 1-25	RPI 26-50		W-L RECORDS		RPI 51-100		RPI 101-150		RPI 150+	
5-11-1		0-2-0	0-0-0		OVERALL		0-4-0		3-3-0		2-2-1	
3-3-0		0-1-0	0-0-0		HOME		0-2-0		1-0-0		2-0-0	
2-7-1		0-1-0	0-0-0		AWAY		0-2-0		2-2-0		0-2-1	
0-1-0		0-0-0	0-0-0		NEUTRAL		0-0-0		0-1-0		0-0-0	
2-7-1		0-0-0	0-0-0		NON-CONFERENCE		0-4-0		2-2-0		0-1-1	
1-2-0		0-0-0	0-0-0		HOME		0-2-0		1-0-0		0-0-0	
1-4-1		0-0-0	0-0-		AWAY		0-2-0		1-1-0		0-1-1	
0-1-0		0-0-0	0-0-0		NEUTRAL		0-0-0		0-1-0		0-0-0	
3-4-0		0-2-0	0-0-0		CONFERENCE		0-0-0		1-1-0		2-1-0	
2-1-0		0-1-0	0-0-0		HOME		0-0-0		0-0-0		2-0-0	
1-3-0		0-1-0	0-0-0		AWAY		0-0-0		1-1-0		0-1-0	
0-0-0		0-0-0	0-0-0		NEUTRAL		0-0-0		0-0-0		0-0-0	
RPI S	Opponent	Score	RPI S	Opponent	Score	RPI S	Opponent	Score	RPI S	Opponent	Score	
18 A	Denver	0 4				71 A	Oakland	0 3	105 A	Bowling Green	1 4	
18 H	Denver	0 2				73 A	Western Mich.	0 1	128 H	Bradley	1 0	
						78 H	Drake	0 1	133 A	Omaha	2 1	
						99 H	Valparaiso	2 3	136 A	UMKC	4 1	
									144 A	Oral Roberts	2 3	
									149 N	Detroit	1 2	
									166 A	Green Bay	1 1	
									174 A	Milwaukee	0 2	
									183 A	IPFW	1 2	
									185 H	IUPUI	2 1	
									190 H	Eastern Ill.	6 0	
LAST 10 GAMES												
18 A	Denver	0 4	78 H	Drake	0 1							
185 H	IUPUI	2 1	133 A	Omaha	2 1							
174 A	Milwaukee	0 2	128 H	Bradley	1 0							
183 A	IPFW	1 2	144 A	Oral Roberts	2 3							
190 H	Eastern Ill.	6 0	18 H	Denver	0 2							

Non-Div. I Games: Loras 5 2

Western Ill.

Average RPI Win: 153		WON-LOST	WINNING	LAST 10	STRENGTH OF		OPP. STRENGTH	TEAM	ADJ	CONF.	ADJ CONF.
Average RPI Loss: 69		RECORD	PCT. RANK	GAMES	SCHEDULE		OF SCHEDULE	RPI	RPI	RPI	RPI
DIV. I ONLY		5-8-5	.41667	143	2-6-2		159	123	161	.43471	163
DIV. I NON-CONF.		3-2-4	.55556	82	0-0-1		182	175	174	.41489	176
TOTALS		RPI 1-25	RPI 26-50		W-L RECORDS		RPI 51-100		RPI 101-150		RPI 150+
5-8-5	0-0-0	0-3-0		OVERALL		0-3-0		2-2-2		3-0-3	
4-3-2	0-0-0	0-1-0		HOME		0-2-0		2-0-2		2-0-0	
1-5-3	0-0-0	0-2-0		AWAY		0-1-0		0-2-0		1-0-3	
0-0-0	0-0-0	0-0-0		NEUTRAL		0-0-0		0-0-0		0-0-0	
3-2-4	0-0-0	0-0-0		NON-CONFERENCE		0-1-0		0-1-2		3-0-2	
2-1-2	0-0-0	0-0-0		HOME		0-1-0		0-0-2		2-0-0	
1-1-2	0-0-0	0-0-		AWAY		0-0-0		0-1-0		1-0-2	
0-0-0	0-0-0	0-0-0		NEUTRAL		0-0-0		0-0-0		0-0-0	
2-6-1	0-0-0	0-3-0		CONFERENCE		0-2-0		2-1-0		0-0-1	
2-2-0	0-0-0	0-1-0		HOME		0-1-0		2-0-0		0-0-0	
0-4-1	0-0-0	0-2-0		AWAY		0-1-0		0-1-0		0-0-1	
0-0-0	0-0-0	0-0-0		NEUTRAL		0-0-0		0-0-0		0-0-0	
RPI S	Opponent	Score	RPI S	Opponent	Score	RPI S	Opponent	Score	RPI S	Opponent	Score
			28 H	Boston U.	0 1	53 H	Albany (NY)	0 1	118 A	St. Francis Brooklyn	0 1
			37 A	American	0 1	59 A	Colgate	0 3	120 A	Holy Cross	0 1
			44 A	Lehigh	0 2	95 H	Navy	0 4	122 H	Bucknell	1 0
									123 H	Army West Point	1 0
									125 H	Pittsburgh	0 0
									140 H	Fordham	0 0
									159 A	Buffalo	2 1
									168 H	Cornell	2 1
									171 A	Bryant	1 1
									179 A	Loyola Maryland	0 0
									193 H	Fairleigh Dickinson	3 0
									199 A	NJIT	0 0
LAST 10 GAMES											
			59 A	Colgate	0 3	199 A	NJIT	0 0			
			95 H	Navy	0 4	37 A	American	0 1			
			44 A	Lehigh	0 2	122 H	Bucknell	1 0			
			120 A	Holy Cross	0 1	179 A	Loyola Maryland	0 0			
			28 H	Boston U.	0 1	123 H	Army West Point	1 0			

Non-Div. I Games:

Lafayette

Average RPI Win:	153	WON-LOST	WINNING	LAST 10	STRENGTH OF	OPP. STRENGTH	TEAM	ADJ	CONF.	ADJ CONF.								
Average RPI Loss:	126	RECORD	PCT. RANK	GAMES	SCHEDULE	OF SCHEDULE	RPI	RPI	RPI	RPI								
DIV. I ONLY		7-9-2	.44444	132	4-4-2	148	196	153	.42998	164	22	23						
DIV. I NON-CONF.		2-5-0	.28571	169	0-0-0	92	184	114	.46845	119	23	22						
<hr/>																		
TOTALS	RPI 1-25	RPI 26-50		W-L RECORDS		RPI 51-100		RPI 101-150		RPI 150+								
7-9-2	0-0-0	0-0-0		OVERALL		2-3-1		0-2-0		5-4-1								
4-4-1	0-0-0	0-0-0		HOME		1-2-1		0-0-0		3-2-0								
3-4-1	0-0-0	0-0-0		AWAY		1-1-0		0-2-0		2-1-1								
0-1-0	0-0-0	0-0-0		NEUTRAL		0-0-0		0-0-0		0-1-0								
<hr/>																		
2-5-0	0-0-0	0-0-0		NON-CONFERENCE		1-3-0		0-1-0		1-1-0								
1-3-0	0-0-0	0-0-0		HOME		1-2-0		0-0-0		0-1-0								
1-2-0	0-0-0	0-0-		AWAY		0-1-0		0-1-0		1-0-0								
0-0-0	0-0-0	0-0-0		NEUTRAL		0-0-0		0-0-0		0-0-0								
<hr/>																		
5-4-2	0-0-0	0-0-0		CONFERENCE		1-0-1		0-1-0		4-3-1								
3-1-1	0-0-0	0-0-0		HOME		0-0-1		0-0-0		3-1-0								
2-2-1	0-0-0	0-0-0		AWAY		1-0-0		0-1-0		1-1-1								
0-1-0	0-0-0	0-0-0		NEUTRAL		0-0-0		0-0-0		0-1-0								
<hr/>																		
RPI S	Opponent	Score	RPI S	Opponent	Score	RPI S	Opponent	Score	RPI S	Opponent	Score							
						52 H	New Hampshire	1 3	114 A	Stony Brook	1 2							
						66 H	Binghamton	1 0	132 A	Iona	2 5							
						67 A	Vermont	2 4	151 H	Siena	0 1							
						76 H	Monmouth	2 2	151 N	Siena	0 1							
						80 H	Columbia	0 2	158 H	Fairfield	2 1							
						98 A	Rider	2 0	169 H	Saint Peter's	2 0							
									181 H	Canisius	3 2							
									188 A	Manhattan	1 3							
									191 A	Saint Joseph's	3 2							
									196 A	Quinnipiac	1 1							
									199 H	NJIT	0 2							
									206 A	Niagara	1 0							
						<hr/>												
									LAST 10 GAMES									
			151 N	Siena	0 1	132 A	Iona	2 5										
			76 H	Monmouth	2 2	158 H	Fairfield	2 1										
			206 A	Niagara	1 0	196 A	Quinnipiac	1 1										
			188 A	Manhattan	1 3	169 H	Saint Peter's	2 0										
			151 H	Siena	0 1	181 H	Canisius	3 2										

Non-Div. I Games:

Marist

Average RPI Win:	147	WON-LOST RECORD	WINNING PCT. RANK	LAST 10 GAMES	STRENGTH OF SCHEDULE	OPP. STRENGTH OF SCHEDULE	TEAM RPI	ADJ RPI	CONF. RPI	ADJ CONF. RPI	
DIV. I ONLY		5-13-1	.28947 177	4-5-1	80	167	164	.42871 165	19	19	
DIV. I NON-CONF.		1-9-0	.1 197	0-1-0	35	114	113	.4669 121	13	13	
<hr/>											
TOTALS	RPI 1-25	RPI 26-50		W-L RECORDS	RPI 51-100		RPI 101-150		RPI 150+		
5-13-1	0-0-0	0-2-0		OVERALL	1-6-1		2-2-0		2-3-0		
4-3-1	0-0-0	0-2-0		HOME	1-1-1		2-0-0		1-0-0		
1-9-0	0-0-0	0-0-0		AWAY	0-5-0		0-1-0		1-3-0		
0-1-0	0-0-0	0-0-0		NEUTRAL	0-0-0		0-1-0		0-0-0		
<hr/>											
1-9-0	0-0-0	0-2-0		NON-CONFERENCE	1-5-0		0-0-0		0-2-0		
1-3-0	0-0-0	0-2-0		HOME	1-1-0		0-0-0		0-0-0		
0-6-0	0-0-0	0-0-		AWAY	0-4-0		0-0-0		0-2-0		
0-0-0	0-0-0	0-0-0		NEUTRAL	0-0-0		0-0-0		0-0-0		
<hr/>											
4-4-1	0-0-0	0-0-0		CONFERENCE	0-1-1		2-2-0		2-1-0		
3-0-1	0-0-0	0-0-0		HOME	0-0-1		2-0-0		1-0-0		
1-3-0	0-0-0	0-0-0		AWAY	0-1-0		0-1-0		1-1-0		
0-1-0	0-0-0	0-0-0		NEUTRAL	0-0-0		0-1-0		0-0-0		
<hr/>											
RPI S	Opponent	Score	RPI S	Opponent	Score	RPI S	Opponent	Score	RPI S	Opponent	Score
			28 H	Boston U.	1 2	51 A	Dayton	1 4	119 A	George Washington	0 2
			33 H	Utah Valley	0 1	52 A	New Hampshire	0 1	127 H	Rhode Island	3 2
						53 A	Albany (NY)	0 4	140 H	Fordham	1 0
						56 A	Brown	1 2	140 N	Fordham	0 1
						67 H	Vermont	0 3	167 H	La Salle	2 1
						80 A	Columbia	0 1	169 A	Saint Peter's	0 3
						90 H	Saint Louis	0 0	173 A	Central Conn. St.	1 5
						96 H	Hartford	2 1	191 A	Saint Joseph's	0 2
									203 A	St. Bonaventure	2 1
<hr/>											
LAST 10 GAMES											
			140 N	Fordham	0 1	203 A	St. Bonaventure	2 1			
			140 H	Fordham	1 0	90 H	Saint Louis	0 0			
			119 A	George Washington	0 2	127 H	Rhode Island	3 2			
			51 A	Dayton	1 4	191 A	Saint Joseph's	0 2			
			167 H	La Salle	2 1	56 A	Brown	1 2			

**Non-Div. I Games:**

## Massachusetts

Green Bay

Green Bay

Average RPI Win:	153	WON-LOST RECORD	WINNING PCT. RANK	LAST 10 GAMES	STRENGTH OF SCHEDULE	OPP. STRENGTH OF SCHEDULE	TEAM RPI	ADJ RPI	CONF. RPI	ADJ CONF. RPI	
DIV. I ONLY	6-10-2	.38889	150	2-6-2	175	182	169	.42601	167	19	19
DIV. I NON-CONF.	4-5-1	.45	128	0-1-1	90	194	138	.4582	137	13	13
TOTALS	RPI 1-25	RPI 26-50	W-L RECORDS	RPI 51-100	RPI 101-150	RPI 150+					
6-10-2	0-0-0	0-0-0	OVERALL	2-3-1	0-4-1	4-3-0					
3-3-1	0-0-0	0-0-0	HOME	0-1-1	0-1-0	3-1-0					
3-7-1	0-0-0	0-0-0	AWAY	2-2-0	0-3-1	1-2-0					
0-0-0	0-0-0	0-0-0	NEUTRAL	0-0-0	0-0-0	0-0-0					
4-5-1	0-0-0	0-0-0	NON-CONFERENCE	2-2-0	0-2-1	2-1-0					
2-1-0	0-0-0	0-0-0	HOME	0-1-0	0-0-0	2-0-0					
2-4-1	0-0-0	0-0-	AWAY	2-1-0	0-2-1	0-1-0					
0-0-0	0-0-0	0-0-0	NEUTRAL	0-0-0	0-0-0	0-0-0					
2-5-1	0-0-0	0-0-0	CONFERENCE	0-1-1	0-2-0	2-2-0					
1-2-1	0-0-0	0-0-0	HOME	0-0-1	0-1-0	1-1-0					
1-3-0	0-0-0	0-0-0	AWAY	0-1-0	0-1-0	1-1-0					
0-0-0	0-0-0	0-0-0	NEUTRAL	0-0-0	0-0-0	0-0-0					
RPI S Opponent	Score	RPI S Opponent	Score	RPI S Opponent	Score	RPI S Opponent	Score				
				51 A Dayton	0 5	122 A Bucknell	2 4				
				65 H Villanova	0 2	127 H Rhode Island	1 2				
				83 A Temple	1 4	135 A St. Mary's (CA)	2 3				
				93 H VCU	0 0	140 A Fordham	0 3				
				94 A UMBC	1 0	146 A LIU Brooklyn	0 0				
				98 A Rider	2 1	151 H Siena	1 0				
						154 A San Francisco	1 5				
						157 H Duquesne	2 3				
						165 A Massachusetts	1 2				
						179 H Loyola Maryland	1 0				
						191 H Saint Joseph's	1 0				
						203 A St. Bonaventure	3 0				
LAST 10 GAMES											
				191 H Saint Joseph's	1 0	203 A St. Bonaventure	3 0				
				127 H Rhode Island	1 2	157 H Duquesne	2 3				
				165 A Massachusetts	1 2	140 A Fordham	0 3				
				51 A Dayton	0 5	65 H Villanova	0 2				
				93 H VCU	0 0	146 A LIU Brooklyn	0 0				

Non-Div. I Games:

La Salle

Average RPI Win:	116	WON-LOST	WINNING	LAST 10	STRENGTH OF	OPP. STRENGTH	TEAM	ADJ	CONF.	ADJ CONF.	
Average RPI Loss:	90	RECORD	PCT. RANK	GAMES	SCHEDULE	OF SCHEDULE	RPI	RPI	RPI	RPI	
DIV. I ONLY	4-12-1	.26471	181	3-7-0	92	142	168	.42405	168	13	13
DIV. I NON-CONF.	2-7-1	.25	174	1-2-0	82	153	160	.43114	161	11	10
<hr/>											
TOTALS	RPI 1-25	RPI 26-50		W-L RECORDS	RPI 51-100		RPI 101-150		RPI 150+		
4-12-1	0-1-0	0-2-0		OVERALL	2-5-0		1-1-0		1-3-1		
2-4-1	0-0-0	0-1-0		HOME	1-3-0		1-0-0		0-0-1		
2-6-0	0-1-0	0-1-0		AWAY	1-1-0		0-0-0		1-3-0		
0-2-0	0-0-0	0-0-0		NEUTRAL	0-1-0		0-1-0		0-0-0		
<hr/>											
2-7-1	0-0-0	0-1-0		NON-CONFERENCE	1-3-0		1-1-0		0-2-1		
2-1-1	0-0-0	0-0-0		HOME	1-1-0		1-0-0		0-0-1		
0-4-0	0-0-0	0-0-		AWAY	0-1-0		0-0-0		0-2-0		
0-2-0	0-0-0	0-0-0		NEUTRAL	0-1-0		0-1-0		0-0-0		
<hr/>											
2-5-0	0-1-0	0-1-0		CONFERENCE	1-2-0		0-0-0		1-1-0		
0-3-0	0-0-0	0-1-0		HOME	0-2-0		0-0-0		0-0-0		
2-2-0	0-1-0	0-0-0		AWAY	1-0-0		0-0-0		1-1-0		
0-0-0	0-0-0	0-0-0		NEUTRAL	0-0-0		0-0-0		0-0-0		
<hr/>											
RPI S	Opponent	Score	RPI S	Opponent	Score	RPI S	Opponent	Score	RPI S	Opponent	Score
24 A	Dartmouth	0 2	38 H	Harvard	0 2	56 H	Brown	0 1	108 N	Cleveland St.	1 2
			44 A	Lehigh	0 1	59 H	Colgate	1 0	121 H	Air Force	2 1
						66 H	Binghamton	0 1	157 H	Duquesne	0 0
						72 N	Oregon St.	0 2	159 A	Buffalo	0 2
						80 H	Columbia	0 1	163 A	Lafayette	1 2
						82 A	Princeton	2 1	177 A	Penn	0 2
						88 A	Hartwick	0 2	201 A	Yale	2 1
<hr/>											
LAST 10 GAMES											
80 H Columbia						0	1	59 H Colgate	1	0	
24 A Dartmouth						0	2	38 H Harvard	0	2	
82 A Princeton						2	1	177 A Penn	0	2	
56 H Brown						0	1	159 A Buffalo	0	2	
201 A Yale						2	1	88 A Hartwick	0	2	

Non-Div. I Games:

Cornell



Average RPI Win:	171	WON-LOST RECORD	WINNING PCT. RANK	LAST 10 GAMES	STRENGTH OF SCHEDULE	OPP. STRENGTH OF SCHEDULE	TEAM RPI	ADJ RPI	CONF. RPI	ADJ CONF. RPI	
DIV. I ONLY	7-9-2	.44444	132	3-6-1	183	200	165	.42359	169	22	23
DIV. I NON-CONF.	3-3-1	.5	99	0-0-0	122	199	147	.45539	143	23	22
<hr/>											
TOTALS	RPI 1-25	RPI 26-50		W-L RECORDS		RPI 51-100		RPI 101-150		RPI 150+	
7-9-2	0-0-0	0-0-0		OVERALL		1-2-0		1-3-1		5-4-1	
5-2-2	0-0-0	0-0-0		HOME		1-0-0		1-1-1		3-1-1	
2-6-0	0-0-0	0-0-0		AWAY		0-2-0		0-2-0		2-2-0	
0-1-0	0-0-0	0-0-0		NEUTRAL		0-0-0		0-0-0		0-1-0	
<hr/>											
3-3-1	0-0-0	0-0-0		NON-CONFERENCE		0-1-0		1-2-1		2-0-0	
3-0-1	0-0-0	0-0-0		HOME		0-0-0		1-0-1		2-0-0	
0-3-0	0-0-0	0-0-		AWAY		0-1-0		0-2-0		0-0-0	
0-0-0	0-0-0	0-0-0		NEUTRAL		0-0-0		0-0-0		0-0-0	
<hr/>											
4-6-1	0-0-0	0-0-0		CONFERENCE		1-1-0		0-1-0		3-4-1	
2-2-1	0-0-0	0-0-0		HOME		1-0-0		0-1-0		1-1-1	
2-3-0	0-0-0	0-0-0		AWAY		0-1-0		0-0-0		2-2-0	
0-1-0	0-0-0	0-0-0		NEUTRAL		0-0-0		0-0-0		0-1-0	
<hr/>											
RPI S	Opponent	Score	RPI S	Opponent	Score	RPI S	Opponent	Score	RPI S	Opponent	Score
						66 A	Binghamton	2 3	118 H	St. Francis Brooklyn	1 1
						76 A	Monmouth	1 3	125 A	Pittsburgh	0 1
						98 H	Rider	2 0	132 H	Iona	1 2
									145 A	Robert Morris	1 2
									146 H	LIU Brooklyn	3 1
									151 H	Siena	1 1
									158 A	Fairfield	1 2
									164 A	Marist	0 2
									165 H	Massachusetts	3 0
									181 H	Canisius	1 2
									188 H	Manhattan	2 1
									188 N	Manhattan	0 1
									196 A	Quinnipiac	2 0
									200 H	Sacred Heart	2 1
									206 A	Niagara	1 0
<hr/>											
			LAST 10 GAMES								
			188 N Manhattan			0 1	206 A Niagara			1 0	
			151 H Siena			1 1	76 A Monmouth			1 3	
			158 A Fairfield			1 2	188 H Manhattan			2 1	
			181 H Canisius			1 2	164 A Marist			0 2	
			132 H Iona			1 2	98 H Rider			2 0	

Non-Div. I Games:

Saint Peter's



Average RPI Win: 149		WON-LOST RECORD	WINNING PCT. RANK	LAST 10 GAMES	STRENGTH OF SCHEDULE	OPP. STRENGTH OF SCHEDULE	TEAM RPI	ADJ RPI	CONF. RPI	ADJ CONF. RPI	
Average RPI Loss: 105											
DIV. I ONLY		3-8-5	.34375 166	2-5-3	85	203	167	.42319 171	23	22	
DIV. I NON-CONF.		2-5-2	.33333 159	1-2-0	49	183	139	.45563 142	24	24	
TOTALS		RPI 1-25	RPI 26-50		W-L RECORDS		RPI 51-100		RPI 101-150		RPI 150+
3-8-5	0-0-0		0-0-0		OVERALL		1-4-0		0-3-2		2-1-3
3-2-3	0-0-0		0-0-0		HOME		1-1-0		0-0-0		2-1-3
0-6-2	0-0-0		0-0-0		AWAY		0-3-0		0-3-2		0-0-0
0-0-0	0-0-0		0-0-0		NEUTRAL		0-0-0		0-0-0		0-0-0
2-5-2	0-0-0		0-0-0		NON-CONFERENCE		1-4-0		0-1-0		1-0-2
2-1-2	0-0-0		0-0-0		HOME		1-1-0		0-0-0		1-0-2
0-4-0	0-0-0		0-0-		AWAY		0-3-0		0-1-0		0-0-0
0-0-0	0-0-0		0-0-0		NEUTRAL		0-0-0		0-0-0		0-0-0
1-3-3	0-0-0		0-0-0		CONFERENCE		0-0-0		0-2-2		1-1-1
1-1-1	0-0-0		0-0-0		HOME		0-0-0		0-0-0		1-1-1
0-2-2	0-0-0		0-0-0		AWAY		0-0-0		0-2-2		0-0-0
0-0-0	0-0-0		0-0-0		NEUTRAL		0-0-0		0-0-0		0-0-0
RPI S	Opponent	Score	RPI S	Opponent	Score	RPI S	Opponent	Score	RPI S	Opponent	Score
						61 A	Providence	1 2	106 A	Saint Francis (PA)	0 1
						64 A	UMass Lowell	2 3	118 A	St. Francis Brooklyn	0 0
						67 A	Vermont	1 2	127 A	Rhode Island	1 3
						88 H	Hartwick	2 1	145 A	Robert Morris	1 1
						98 H	Rider	2 3	146 A	LIU Brooklyn	0 1
									159 H	Buffalo	1 0
									163 H	Lafayette	1 1
									173 H	Central Conn. St.	2 3
									181 H	Canisius	1 1
									193 H	Fairleigh Dickinson	1 1
									200 H	Sacred Heart	3 0
LAST 10 GAMES											
			173 H	Central Conn. St.	2 3	146 A	LIU Brooklyn	0 1			
			193 H	Fairleigh Dickinson	1 1	118 A	St. Francis Brooklyn	0 0			
			145 A	Robert Morris	1 1	88 H	Hartwick	2 1			
			106 A	Saint Francis (PA)	0 1	67 A	Vermont	1 2			
			200 H	Sacred Heart	3 0	64 A	UMass Lowell	2 3			

Non-Div. I Games:

Bryant

Average RPI Win: 160		WON-LOST RECORD		WINNING PCT. RANK		LAST 10 GAMES		STRENGTH OF SCHEDULE		OPP. STRENGTH OF SCHEDULE		TEAM RPI		ADJ RPI		CONF. RPI		ADJ CONF. RPI					
DIV. I ONLY		7-7-1		.5		101		4-5-1		206		121		177		.42262		172		20		21	
DIV. I NON-CONF.		4-3-0		.57143		72		1-1-0		206		147		196		.38397		192		19		21	
TOTALS		RPI 1-25		RPI 26-50		W-L RECORDS		RPI 51-100		RPI 101-150		RPI 150+											
7-7-1		0-0-0		0-0-0		OVERALL		2-3-0		0-2-0		5-2-1											
2-4-1		0-0-0		0-0-0		HOME		1-1-0		0-1-0		1-2-1											
4-3-0		0-0-0		0-0-0		AWAY		1-2-0		0-1-0		3-0-0											
1-0-0		0-0-0		0-0-0		NEUTRAL		0-0-0		0-0-0		1-0-0											
4-3-0		0-0-0		0-0-0		NON-CONFERENCE		1-0-0		0-2-0		3-1-0											
2-2-0		0-0-0		0-0-0		HOME		1-0-0		0-1-0		1-1-0											
2-1-0		0-0-0		0-0-		AWAY		0-0-0		0-1-0		2-0-0											
0-0-0		0-0-0		0-0-0		NEUTRAL		0-0-0		0-0-0		0-0-0											
3-4-1		0-0-0		0-0-0		CONFERENCE		1-3-0		0-0-0		2-1-1											
0-2-1		0-0-0		0-0-0		HOME		0-1-0		0-0-0		0-1-1											
2-2-0		0-0-0		0-0-0		AWAY		1-2-0		0-0-0		1-0-0											
1-0-0		0-0-0		0-0-0		NEUTRAL		0-0-0		0-0-0		1-0-0											
RPI	S	Opponent		Score		RPI	S	Opponent		Score		RPI	S	Opponent		Score							

Non-Div. I Games:

USC Upstate

Average RPI Win:	186	WON-LOST RECORD	WINNING PCT. RANK	LAST 10 GAMES	STRENGTH OF SCHEDULE	OPP. STRENGTH OF SCHEDULE	TEAM RPI	ADJ RPI	CONF. RPI	ADJ CONF. RPI	
DIV. I ONLY	6-9-2	.41176	147	4-5-1	197	168	178	.42117	173	23	22
DIV. I NON-CONF.	3-5-2	.4	146	1-1-1	189	99	173	.41734	172	24	24
<hr/>											
TOTALS	RPI 1-25	RPI 26-50		W-L RECORDS	RPI 51-100		RPI 101-150		RPI 150+		
6-9-2	0-0-0	0-0-0		OVERALL	0-3-1		0-6-0		6-0-1		
2-5-1	0-0-0	0-0-0		HOME	0-1-0		0-4-0		2-0-1		
4-3-1	0-0-0	0-0-0		AWAY	0-1-1		0-2-0		4-0-0		
0-1-0	0-0-0	0-0-0		NEUTRAL	0-1-0		0-0-0		0-0-0		
<hr/>											
3-5-2	0-0-0	0-0-0		NON-CONFERENCE	0-3-1		0-2-0		3-0-1		
2-1-1	0-0-0	0-0-0		HOME	0-1-0		0-0-0		2-0-1		
1-3-1	0-0-0	0-0-		AWAY	0-1-1		0-2-0		1-0-0		
0-1-0	0-0-0	0-0-0		NEUTRAL	0-1-0		0-0-0		0-0-0		
<hr/>											
3-4-0	0-0-0	0-0-0		CONFERENCE	0-0-0		0-4-0		3-0-0		
0-4-0	0-0-0	0-0-0		HOME	0-0-0		0-4-0		0-0-0		
3-0-0	0-0-0	0-0-0		AWAY	0-0-0		0-0-0		3-0-0		
0-0-0	0-0-0	0-0-0		NEUTRAL	0-0-0		0-0-0		0-0-0		
<hr/>											
RPI S	Opponent	Score	RPI S	Opponent	Score	RPI S	Opponent	Score	RPI S	Opponent	Score
						52 N	New Hampshire	0 2	106 H	Saint Francis (PA)	1 3
						53 A	Albany (NY)	2 2	114 A	Stony Brook	0 1
						67 A	Vermont	1 2	118 H	St. Francis Brooklyn	0 1
						96 H	Hartford	1 2	143 A	St. John's (NY)	0 3
									145 H	Robert Morris	1 2
									146 H	LIU Brooklyn	0 3
									165 H	Massachusetts	5 1
									171 A	Bryant	3 2
									188 A	Manhattan	3 1
									193 A	Fairleigh Dickinson	2 1
						199 H	NJIT	0 0	200 A	Sacred Heart	2 1
						201 H	Yale	1 0			
						LAST 10 GAMES					
						171 A	Bryant	3 2	200 A	Sacred Heart	2 1
						201 H	Yale	1 0	193 A	Fairleigh Dickinson	2 1
						106 H	Saint Francis (PA)	1 3	118 H	St. Francis Brooklyn	0 1
						145 H	Robert Morris	1 2	199 H	NJIT	0 0
						146 H	LIU Brooklyn	0 3	143 A	St. John's (NY)	0 3

Non-Div. I Games:

Central Conn. St.

Average RPI Win: 140		WON-LOST RECORD		WINNING PCT. RANK		LAST 10 GAMES		STRENGTH OF SCHEDULE		OPP. STRENGTH OF SCHEDULE		TEAM RPI		ADJ RPI		CONF. RPI		ADJ CONF. RPI	
DIV. I ONLY		5-10-3		.36111 160		3-6-1		171		132		175		.42005 174		16		17	
DIV. I NON-CONF.		3-5-1		.38889 148		2-1-0		177		92		177		.41878 170		21		20	
TOTALS		RPI 1-25		RPI 26-50		W-L RECORDS		RPI 51-100		RPI 101-150		RPI 150+							
5-10-3		0-1-0		0-0-0		OVERALL		1-3-1		2-4-2		2-2-0							
3-4-2		0-0-0		0-0-0		HOME		0-2-1		1-1-1		2-1-0							
2-5-1		0-1-0		0-0-0		AWAY		1-1-0		1-2-1		0-1-0							
0-1-0		0-0-0		0-0-0		NEUTRAL		0-0-0		0-1-0		0-0-0							
3-5-1		0-1-0		0-0-0		NON-CONFERENCE		0-1-0		1-3-1		2-0-0							
2-1-1		0-0-0		0-0-0		HOME		0-0-0		0-1-1		2-0-0							
1-3-0		0-1-0		0-0-		AWAY		0-1-0		1-1-0		0-0-0							
0-1-0		0-0-0		0-0-0		NEUTRAL		0-0-0		0-1-0		0-0-0							
2-5-2		0-0-0		0-0-0		CONFERENCE		1-2-1		1-1-1		0-2-0							
1-3-1		0-0-0		0-0-0		HOME		0-2-1		1-0-0		0-1-0							
1-2-1		0-0-0		0-0-0		AWAY		1-0-0		0-1-1		0-1-0							
0-0-0		0-0-0		0-0-0		NEUTRAL		0-0-0		0-0-0		0-0-0							
RPI	S	Opponent		Score		RPI	S	Opponent		Score		RPI	S	Opponent		Score			
10	A	Creighton		0 4								71	A	Oakland		1 0			
												75	H	Ill.-Chicago		1 1			
												89	H	Wright St.		0 1			
												99	H	Valparaiso		0 1			
												100	A	Gonzaga		0 1			
												108	A	Cleveland St.		0 0			
												124	H	Wisconsin		0 1			
												128	A	Bradley		0 1			
												129	N	Houston Baptist		1 2			
												134	A	Northern Ill.		2 1			
												138	H	Marquette		1 1			
												148	H	Northern Ky.		4 0			
												149	A	Detroit		0 1			
												162	H	Western Ill.		2 0			
												166	H	Green Bay		0 2			
												187	H	Evansville		5 2			
												195	A	Belmont		0 1			
						LAST 10 GAMES													
						148	H	Northern Ky.		4 0		89	H	Wright St.		0 1			
						149	A	Detroit		0 1		166	H	Green Bay		0 2			
						162	H	Western Ill.		2 0		195	A	Belmont		0 1			
						108	A	Cleveland St.		0 0		134	A	Northern Ill.		2 1			
						124	H	Wisconsin		0 1		99	H	Valparaiso		0 1			

Non-Div. I Games:

Milwaukee

Average RPI Win:	161	WON-LOST RECORD	WINNING PCT. RANK	LAST 10 GAMES	STRENGTH OF SCHEDULE	OPP. STRENGTH OF SCHEDULE	TEAM RPI	ADJ RPI	CONF. RPI	ADJ CONF. RPI		
DIV. I ONLY		6-10-1	.38235	153	4-6-0	178	173	170	.41768	175	20	21
DIV. I NON-CONF.		3-7-1	.31818	162	1-3-0	165	181	168	.41072	180	19	21
<hr/>												
TOTALS	RPI 1-25	RPI 26-50		W-L RECORDS		RPI 51-100		RPI 101-150		RPI 150+		
6-10-1	0-1-0	1-0-0		OVERALL		0-5-0		0-1-0		5-3-1		
4-3-1	0-0-0	1-0-0		HOME		0-2-0		0-0-0		3-1-1		
2-5-0	0-1-0	0-0-0		AWAY		0-3-0		0-0-0		2-1-0		
0-2-0	0-0-0	0-0-0		NEUTRAL		0-0-0		0-1-0		0-1-0		
<hr/>												
3-7-1	0-1-0	1-0-0		NON-CONFERENCE		0-2-0		0-1-0		2-3-1		
3-2-1	0-0-0	1-0-0		HOME		0-1-0		0-0-0		2-1-1		
0-3-0	0-1-0	0-0-		AWAY		0-1-0		0-0-0		0-1-0		
0-2-0	0-0-0	0-0-0		NEUTRAL		0-0-0		0-1-0		0-1-0		
<hr/>												
3-3-0	0-0-0	0-0-0		CONFERENCE		0-3-0		0-0-0		3-0-0		
1-1-0	0-0-0	0-0-0		HOME		0-1-0		0-0-0		1-0-0		
2-2-0	0-0-0	0-0-0		AWAY		0-2-0		0-0-0		2-0-0		
0-0-0	0-0-0	0-0-0		NEUTRAL		0-0-0		0-0-0		0-0-0		
<hr/>												
RPI S	Opponent	Score		RPI S	Opponent	Score		RPI S	Opponent	Score		
25 A	Elon	0	1	47 H	Xavier	2	1	54 A	FGCU	0	4	
				58 H	San Diego	1	3	116 N	Campbell	2	3	
				68 A	North Florida	1	2	156 N	Appalachian St.	0	1	
				68 H	North Florida	0	3	161 H	Ga. Southern	2	2	
				70 A	Mercer	0	1	172 A	USC Upstate	3	0	
								178 A	Stetson	3	0	
								185 H	IUPUI	1	0	
								187 H	Evansville	4	2	
								190 H	Eastern Ill.	1	3	
								194 H	Jacksonville	3	2	
								195 A	Belmont	0	2	
<hr/>												
LAST 10 GAMES												
68 A	North Florida	1	2	25 A	Elon	0	1					
178 A	Stetson	3	0	194 H	Jacksonville	3	2					
58 H	San Diego	1	3	68 H	North Florida	0	3					
187 H	Evansville	4	2	172 A	USC Upstate	3	0					
54 A	FGCU	0	4	70 A	Mercer	0	1					

Non-Div. I Games:

Lipscomb

Average RPI Win:	123	WON-LOST	WINNING	LAST 10	STRENGTH OF	OPP. STRENGTH	TEAM	ADJ	CONF.	ADJ CONF.	
Average RPI Loss:	84	RECORD	PCT. RANK	GAMES	SCHEDULE	OF SCHEDULE	RPI	RPI	RPI	RPI	
DIV. I ONLY	5-10-4	.36842	156	3-4-3	173	93	171	.41714	176	11	11
DIV. I NON-CONF.	1-6-2	.22222	184	0-1-1	185	127	185	.3977	188	8	8
TOTALS	RPI 1-25	RPI 26-50	W-L RECORDS	RPI 51-100	RPI 101-150	RPI 150+					
5-10-4	0-1-0	1-3-0	OVERALL	0-3-1	2-1-2	2-2-1					
3-3-3	0-0-0	1-0-0	HOME	0-1-1	1-0-1	1-2-1					
2-7-1	0-1-0	0-3-0	AWAY	0-2-0	1-1-1	1-0-0					
0-0-0	0-0-0	0-0-0	NEUTRAL	0-0-0	0-0-0	0-0-0					
1-6-2	0-0-0	0-2-0	NON-CONFERENCE	0-2-0	0-1-1	1-1-1					
1-2-2	0-0-0	0-0-0	HOME	0-1-0	0-0-1	1-1-1					
0-4-0	0-0-0	0-0-	AWAY	0-1-0	0-1-0	0-0-0					
0-0-0	0-0-0	0-0-0	NEUTRAL	0-0-0	0-0-0	0-0-0					
4-4-2	0-1-0	1-1-0	CONFERENCE	0-1-1	2-0-1	1-1-0					
2-1-1	0-0-0	1-0-0	HOME	0-0-1	1-0-0	0-1-0					
2-3-1	0-1-0	0-1-0	AWAY	0-1-0	1-0-1	1-0-0					
0-0-0	0-0-0	0-0-0	NEUTRAL	0-0-0	0-0-0	0-0-0					
RPI S Opponent	Score	RPI S Opponent	Score	RPI S Opponent	Score	RPI S Opponent	Score				
25 A Elon	1 2	27 A Virginia	0 2	51 H Dayton	0 1	102 H William & Mary	3 1				
		42 A Hofstra	0 2	60 H UNCW	0 0	113 A Col. of Charleston	3 2				
		42 H Hofstra	2 0	79 A Penn St.	0 2	113 A Col. of Charleston	0 0				
		44 A Lehigh	1 2	81 A Delaware	0 4	115 A West Virginia	2 6				
						132 H Iona	1 1				
						155 A Northeastern	3 2				
						186 H Liberty	0 1				
						189 H Drexel	0 1				
						202 H Howard	2 2				
						204 H VMI	2 0				
LAST 10 GAMES											
42 A Hofstra	0 2	25 A Elon	1 2								
113 A Col. of Charleston	3 2	102 H William & Mary	3 1								
42 H Hofstra	2 0	113 A Col. of Charleston	0 0								
81 A Delaware	0 4	202 H Howard	2 2								
44 A Lehigh	1 2	60 H UNCW	0 0								

Non-Div. I Games:

James Madison



**Non-Div. I Games:**

Penn

Average RPI Win: 138		WON-LOST RECORD		WINNING PCT. RANK		LAST 10 GAMES		STRENGTH OF SCHEDULE		OPP. STRENGTH OF SCHEDULE		TEAM RPI		ADJ RPI		CONF. RPI		ADJ CONF. RPI					
DIV. I ONLY		4-9-2		.33333		170		2-6-1		150		166		176		.41346		178		20		21	
DIV. I NON-CONF.		4-5-1		.45		128		2-2-0		107		152		157		.43899		155		19		21	
TOTALS		RPI 1-25		RPI 26-50		W-L RECORDS		RPI 51-100		RPI 101-150		RPI 150+											
4-9-2		0-1-0		0-0-0		OVERALL		1-3-0		1-3-1		2-2-1											
1-3-1		0-1-0		0-0-0		HOME		0-1-0		0-0-1		1-1-0											
3-5-1		0-0-0		0-0-0		AWAY		1-1-0		1-3-0		1-1-1											
0-1-0		0-0-0		0-0-0		NEUTRAL		0-1-0		0-0-0		0-0-0											
4-5-1		0-1-0		0-0-0		NON-CONFERENCE		1-1-0		1-3-1		2-0-0											
1-1-1		0-1-0		0-0-0		HOME		0-0-0		0-0-1		1-0-0											
3-3-0		0-0-0		0-0-		AWAY		1-0-0		1-3-0		1-0-0											
0-1-0		0-0-0		0-0-0		NEUTRAL		0-1-0		0-0-0		0-0-0											
0-4-1		0-0-0		0-0-0		CONFERENCE		0-2-0		0-0-0		0-2-1											
0-2-0		0-0-0		0-0-0		HOME		0-1-0		0-0-0		0-1-0											
0-2-1		0-0-0		0-0-0		AWAY		0-1-0		0-0-0		0-1-1											
0-0-0		0-0-0		0-0-0		NEUTRAL		0-0-0		0-0-0		0-0-0											
RPI	S	Opponent		Score		RPI	S	Opponent		Score		RPI	S	Opponent		Score							
16	H	FIU		0 3								109	A	UCF		1 2							
								54 H FGCU		0 2				116 A Campbell		0 1							
								68 A North Florida		0 2				117 A UAB		3 0							
								69 N Loyola Chicago		0 1				134 A Northern Ill.		0 1							
								91 A Furman		1 0				149 H Detroit		1 1							
														161 A Ga. Southern		3 1							
														172 A USC Upstate		0 0							
														175 H Lipscomb		0 3							
														182 H Fla. Atlantic		2 1							
														194 A Jacksonville		1 3							
LAST 10 GAMES																							
		175 H Lipscomb		0 3				54 H FGCU		0 2													
		172 A USC Upstate		0 0				182 H Fla. Atlantic		2 1													
		68 A North Florida		0 2				116 A Campbell		0 1													
		109 A UCF		1 2				91 A Furman		1 0													
		194 A Jacksonville		1 3				134 A Northern Ill.		0 1													

Non-Div. I Games: Saint Leo 3 1

Stetson

Average RPI Win: 142		WON-LOST	WINNING	LAST 10	STRENGTH OF		OPP. STRENGTH	TEAM	ADJ		CONF.	ADJ CONF.	
Average RPI Loss: 80		RECORD	PCT. RANK	GAMES	SCHEDULE		OF SCHEDULE	RPI	RPI		RPI	RPI	
DIV. I ONLY		2-13-2	.17647	194	1-8-1		62	133	184	.41314	179	10	10
DIV. I NON-CONF.		2-5-1	.3125	165	1-1-0		73	171	178	.41558	174	14	14
TOTALS		RPI 1-25	RPI 26-50		W-L RECORDS		RPI 51-100		RPI 101-150		RPI 150+		
2-13-2		0-0-0	0-6-0		OVERALL		1-2-0		0-4-1		1-1-1		
2-4-2		0-0-0	0-2-0		HOME		1-0-0		0-2-1		1-0-1		
0-9-0		0-0-0	0-4-0		AWAY		0-2-0		0-2-0		0-1-0		
0-0-0		0-0-0	0-0-0		NEUTRAL		0-0-0		0-0-0		0-0-0		
2-5-1		0-0-0	0-3-0		NON-CONFERENCE		1-0-0		0-1-1		1-1-0		
2-1-1		0-0-0	0-1-0		HOME		1-0-0		0-0-1		1-0-0		
0-4-0		0-0-0	0-0-		AWAY		0-0-0		0-1-0		0-1-0		
0-0-0		0-0-0	0-0-0		NEUTRAL		0-0-0		0-0-0		0-0-0		
0-8-1		0-0-0	0-3-0		CONFERENCE		0-2-0		0-3-0		0-0-1		
0-3-1		0-0-0	0-1-0		HOME		0-0-0		0-2-0		0-0-1		
0-5-0		0-0-0	0-2-0		AWAY		0-2-0		0-1-0		0-0-0		
0-0-0		0-0-0	0-0-0		NEUTRAL		0-0-0		0-0-0		0-0-0		
RPI S	Opponent	Score	RPI S	Opponent	Score	RPI S	Opponent	Score	RPI S	Opponent	Score		
			28 A	Boston U.	1 2	59 A	Colgate	0 1	106 H	Saint Francis (PA)	0 0		
			32 A	Rutgers	0 8	94 H	UMBC	1 0	119 A	George Washington	0 1		
			37 H	American	0 3	95 A	Navy	0 1	120 H	Holy Cross	0 2		
			41 H	Old Dominion	0 3				122 A	Bucknell	0 5		
			44 A	Lehigh	0 1				123 H	Army West Point	0 1		
			50 A	Duke	1 5				163 H	Lafayette	0 0		
									167 A	La Salle	0 1		
									189 H	Drexel	3 2		
LAST 10 GAMES													
			120 H	Holy Cross	0 2	44 A	Lehigh	0 1					
			59 A	Colgate	0 1	28 A	Boston U.	1 2					
			122 A	Bucknell	0 5	37 H	American	0 3					
			123 H	Army West Point	0 1	163 H	Lafayette	0 0					
			189 H	Drexel	3 2	32 A	Rutgers	0 8					

Non-Div. I Games:

Loyola Maryland

Average RPI Win: 184		WON-LOST	WINNING	LAST 10	STRENGTH OF		OPP. STRENGTH	TEAM	ADJ	CONF.	ADJ CONF.
Average RPI Loss: 83		RECORD	PCT. RANK	GAMES	SCHEDULE		OF SCHEDULE	RPI	RPI	RPI	RPI
DIV. I ONLY		3-14-0	.17647	194	3-7-0		64	160	181	.41225	180
DIV. I NON-CONF.		0-7-0	0	204	0-1-0		58	101	164	.42805	164
TOTALS		RPI 1-25	RPI 26-50		W-L RECORDS		RPI 51-100		RPI 101-150		RPI 150+
3-14-0	0-2-0	0-4-0		OVERALL		0-1-0		0-4-0		3-3-0	
1-5-0	0-1-0	0-0-0		HOME		0-1-0		0-1-0		1-2-0	
2-8-0	0-1-0	0-4-0		AWAY		0-0-0		0-3-0		2-0-0	
0-1-0	0-0-0	0-0-0		NEUTRAL		0-0-0		0-0-0		0-1-0	
0-7-0	0-1-0	0-2-0		NON-CONFERENCE		0-0-0		0-2-0		0-2-0	
0-2-0	0-1-0	0-0-0		HOME		0-0-0		0-0-0		0-1-0	
0-4-0	0-0-0	0-0-		AWAY		0-0-0		0-2-0		0-0-0	
0-1-0	0-0-0	0-0-0		NEUTRAL		0-0-0		0-0-0		0-1-0	
3-7-0	0-1-0	0-2-0		CONFERENCE		0-1-0		0-2-0		3-1-0	
1-3-0	0-0-0	0-0-0		HOME		0-1-0		0-1-0		1-1-0	
2-4-0	0-1-0	0-2-0		AWAY		0-0-0		0-1-0		2-0-0	
0-0-0	0-0-0	0-0-0		NEUTRAL		0-0-0		0-0-0		0-0-0	
RPI S	Opponent	Score		RPI S	Opponent	Score		RPI S	Opponent	Score	
2 H	Clemson	0	4	26 A	Radford	0	2	87 H	Winthrop	3	4
22 A	Coastal Caro.	0	4	26 A	Radford	0	5	111 H	High Point	1	4
				29 A	Charlotte	0	4	112 A	Wofford	0	3
				34 A	North Carolina St.	3	4	116 A	Campbell	2	4
								117 A	UAB	1	3
								152 N	Georgia St.	0	3
								153 H	Longwood	1	5
								160 H	UNC Asheville	3	1
								172 H	USC Upstate	2	3
								186 A	Liberty	1	0
								205 A	Presbyterian	1	0
				LAST 10 GAMES							
				26 A	Radford	0	2	116 A	Campbell	2	4
				153 H	Longwood	1	5	160 H	UNC Asheville	3	1
				111 H	High Point	1	4	186 A	Liberty	1	0
				205 A	Presbyterian	1	0	87 H	Winthrop	3	4
				26 A	Radford	0	5	2 H	Clemson	0	4

Non-Div. I Games: Laurel 7 2

Gardner-Webb

Average RPI Win:	165	WON-LOST	WINNING	LAST 10	STRENGTH OF	OPP. STRENGTH	TEAM	ADJ	CONF.	ADJ CONF.				
Average RPI Loss:	147	RECORD	PCT. RANK	GAMES	SCHEDULE	OF SCHEDULE	RPI	RPI	RPI	RPI				
DIV. I ONLY	8-9-1	.47222	118	5-5-0	205	192	174	.41192	181	22	23			
DIV. I NON-CONF.	3-3-1	.5	99	0-0-0	201	179	179	.41293	178	23	22			
<hr/>														
TOTALS	RPI 1-25	RPI 26-50		W-L RECORDS		RPI 51-100		RPI 101-150		RPI 150+				
8-9-1	0-0-0	0-0-0		OVERALL		2-1-0		0-2-0		6-6-1				
3-3-0	0-0-0	0-0-0		HOME		0-1-0		0-1-0		3-1-0				
5-5-1	0-0-0	0-0-0		AWAY		2-0-0		0-1-0		3-4-1				
0-1-0	0-0-0	0-0-0		NEUTRAL		0-0-0		0-0-0		0-1-0				
<hr/>														
3-3-1	0-0-0	0-0-0		NON-CONFERENCE		1-0-0		0-1-0		2-2-1				
1-0-0	0-0-0	0-0-0		HOME		0-0-0		0-0-0		1-0-0				
2-3-1	0-0-0	0-0-		AWAY		1-0-0		0-1-0		1-2-1				
0-0-0	0-0-0	0-0-0		NEUTRAL		0-0-0		0-0-0		0-0-0				
<hr/>														
5-6-0	0-0-0	0-0-0		CONFERENCE		1-1-0		0-1-0		4-4-0				
2-3-0	0-0-0	0-0-0		HOME		0-1-0		0-1-0		2-1-0				
3-2-0	0-0-0	0-0-0		AWAY		1-0-0		0-0-0		2-2-0				
0-1-0	0-0-0	0-0-0		NEUTRAL		0-0-0		0-0-0		0-1-0				
<hr/>														
RPI S	Opponent	Score	RPI S	Opponent	Score	RPI S	Opponent	Score	RPI S	Opponent	Score			
						64 A	UMass Lowell	2 1	132 H	Iona	0 1			
						76 H	Monmouth	0 2	135 A	St. Mary's (CA)	0 1			
						98 A	Rider	5 2	151 H	Siena	0 1			
									154 A	San Francisco	0 2			
									158 A	Fairfield	0 1			
									159 A	Buffalo	2 4			
									164 A	Marist	2 3			
									169 A	Saint Peter's	2 1			
									171 A	Bryant	1 1			
									188 H	Manhattan	3 1			
									196 A	Quinnipiac	1 0			
									196 N	Quinnipiac	0 1			
									199 H	NJIT	1 0			
									203 A	St. Bonaventure	3 0			
									206 H	Niagara	2 0			
<hr/>														
			LAST 10 GAMES											
			196 N Quinnipiac			0 1			196 A Quinnipiac			1 0		
			188 H Manhattan			3 1			132 H Iona			0 1		
			98 A Rider			5 2			151 H Siena			0 1		
			169 A Saint Peter's			2 1			158 A Fairfield			0 1		
			206 H Niagara			2 0			164 A Marist			2 3		

Non-Div. I Games:

Canisius

Average RPI Win: 80		WON-LOST	WINNING	LAST 10	STRENGTH OF		OPP. STRENGTH	TEAM	ADJ		CONF.	ADJ CONF.
Average RPI Loss: 79		RECORD	PCT. RANK	GAMES	SCHEDULE		OF SCHEDULE	RPI	RPI		RPI	RPI
DIV. I ONLY		2-12-2	.1875	191	2-7-1		79	61	182		4	4
DIV. I NON-CONF.		1-5-2	.25	174	1-1-1		116	161	192		3	4
TOTALS		RPI 1-25	RPI 26-50		W-L RECORDS		RPI 51-100		RPI 101-150		RPI 150+	
2-12-2		0-2-0	0-4-0		OVERALL		2-1-1		0-3-0		0-2-1	
2-4-2		0-1-0	0-2-0		HOME		2-0-1		0-0-0		0-1-1	
0-7-0		0-1-0	0-2-0		AWAY		0-0-0		0-3-0		0-1-0	
0-1-0		0-0-0	0-0-0		NEUTRAL		0-1-0		0-0-0		0-0-0	
1-5-2		0-0-0	0-0-0		NON-CONFERENCE		1-1-1		0-2-0		0-2-1	
1-1-2		0-0-0	0-0-0		HOME		1-0-1		0-0-0		0-1-1	
0-3-0		0-0-0	0-0-		AWAY		0-0-0		0-2-0		0-1-0	
0-1-0		0-0-0	0-0-0		NEUTRAL		0-1-0		0-0-0		0-0-0	
1-7-0		0-2-0	0-4-0		CONFERENCE		1-0-0		0-1-0		0-0-0	
1-3-0		0-1-0	0-2-0		HOME		1-0-0		0-0-0		0-0-0	
0-4-0		0-1-0	0-2-0		AWAY		0-0-0		0-1-0		0-0-0	
0-0-0		0-0-0	0-0-0		NEUTRAL		0-0-0		0-0-0		0-0-0	
RPI S	Opponent	Score	RPI S	Opponent	Score	RPI S	Opponent	Score	RPI S	Opponent	Score	
16 H	FIU	2 7	29 H	Charlotte	0 2	54 H	FGCU	0 0	109 A	UCF	0 5	
19 A	South Carolina	1 2	31 A	Kentucky	0 3	68 H	North Florida	1 0	117 A	UAB	0 3	
			41 H	Old Dominion	1 2	69 N	Loyola Chicago	0 1	134 A	Northern Ill.	0 1	
			48 A	New Mexico	0 3	92 H	Marshall	1 0	158 H	Fairfield	1 2	
									178 A	Stetson	1 2	
									194 H	Jacksonville	1 1	
LAST 10 GAMES												
48 A	New Mexico	0 3	54 H	FGCU	0 0							
68 H	North Florida	1 0	19 A	South Carolina	1 2							
117 A	UAB	0 3	41 H	Old Dominion	1 2							
92 H	Marshall	1 0	31 A	Kentucky	0 3							
29 H	Charlotte	0 2	178 A	Stetson	1 2							

Non-Div. I Games:

Fla. Atlantic

Average RPI Win: 168		WON-LOST	WINNING	LAST 10	STRENGTH OF	OPP. STRENGTH	TEAM	ADJ	CONF.	ADJ CONF.		
Average RPI Loss: 108		RECORD	PCT. RANK	GAMES	SCHEDULE	OF SCHEDULE	RPI	RPI	RPI	RPI		
DIV. I ONLY		4-11-0	.26667	180	2-8-0	128	177	180	.40639	183	21	20
DIV. I NON-CONF.		2-7-0	.22222	184	0-4-0	85	185	163	.42332	167	18	19
<hr/>												
TOTALS		RPI 1-25	RPI 26-50		W-L RECORDS	RPI 51-100		RPI 101-150		RPI 150+		
4-11-0	0-1-0	0-1-0		OVERALL		0-3-0		1-5-0		3-1-0		
2-5-0	0-1-0	0-0-0		HOME		0-2-0		0-2-0		2-0-0		
1-6-0	0-0-0	0-1-0		AWAY		0-1-0		0-3-0		1-1-0		
1-0-0	0-0-0	0-0-0		NEUTRAL		0-0-0		1-0-0		0-0-0		
<hr/>												
2-7-0	0-0-0	0-1-0		NON-CONFERENCE		0-3-0		1-3-0		1-0-0		
0-4-0	0-0-0	0-0-0		HOME		0-2-0		0-2-0		0-0-0		
1-3-0	0-0-0	0-0-		AWAY		0-1-0		0-1-0		1-0-0		
1-0-0	0-0-0	0-0-0		NEUTRAL		0-0-0		1-0-0		0-0-0		
<hr/>												
2-4-0	0-1-0	0-0-0		CONFERENCE		0-0-0		0-2-0		2-1-0		
2-1-0	0-1-0	0-0-0		HOME		0-0-0		0-0-0		2-0-0		
0-3-0	0-0-0	0-0-0		AWAY		0-0-0		0-2-0		0-1-0		
0-0-0	0-0-0	0-0-0		NEUTRAL		0-0-0		0-0-0		0-0-0		
<hr/>												
RPI S	Opponent	Score		RPI S	Opponent	Score		RPI S	Opponent	Score		
18 H	Denver	0 1		47 A	Xavier	0 2		73 H	Western Mich.	0 1		
								89 H	Wright St.	2 3		
								97 A	Cincinnati	1 2		
								105 A	Bowling Green	2 3		
								129 N	Houston Baptist	2 1		
								133 A	Omaha	0 3		
								144 A	Oral Roberts	1 4		
								148 H	Northern Ky.	0 2		
								149 H	Detroit	0 1		
								162 H	Western Ill.	2 1		
								185 A	IUPUI	0 3		
								190 H	Eastern Ill.	4 2		
								192 A	UTRGV	3 2		
<hr/>												
LAST 10 GAMES												
18 H	Denver	0 1		185 A	IUPUI	0 3						
89 H	Wright St.	2 3		97 A	Cincinnati	1 2						
144 A	Oral Roberts	1 4		190 H	Eastern Ill.	4 2						
149 H	Detroit	0 1		133 A	Omaha	0 3						
162 H	Western Ill.	2 1		47 A	Xavier	0 2						

Non-Div. I Games: St. Joseph's (IN) 2 3 Asbury 6 0

IPFW

Average RPI Win:		0	WON-LOST RECORD		WINNING PCT. RANK	LAST 10 GAMES	STRENGTH OF SCHEDULE		OPP. STRENGTH OF SCHEDULE	TEAM RPI	ADJ RPI	CONF. RPI	ADJ CONF. RPI						
Average RPI Loss:		81																	
DIV. I ONLY			0-15-1		.03125	204	0-10-0		25	102	190	.40038	184	6	6				
DIV. I NON-CONF.			0-6-1		.07143	201	0-1-0		27	193	182	.41396	177	5	6				
TOTALS		RPI 1-25		RPI 26-50		W-L RECORDS		RPI 51-100		RPI 101-150		RPI 150+							
0-15-1		0-2-0		0-2-0		OVERALL		0-6-1		0-5-0		0-0-0							
0-7-0		0-1-0		0-1-0		HOME		0-3-0		0-2-0		0-0-0							
0-8-0		0-1-0		0-1-0		AWAY		0-3-0		0-3-0		0-0-0							
0-0-1		0-0-0		0-0-0		NEUTRAL		0-0-1		0-0-0		0-0-0							
0-6-1		0-0-0		0-0-0		NON-CONFERENCE		0-4-1		0-2-0		0-0-0							
0-2-0		0-0-0		0-0-0		HOME		0-2-0		0-0-0		0-0-0							
0-4-0		0-0-0		0-0-		AWAY		0-2-0		0-2-0		0-0-0							
0-0-1		0-0-0		0-0-0		NEUTRAL		0-0-1		0-0-0		0-0-0							
0-9-0		0-2-0		0-2-0		CONFERENCE		0-2-0		0-3-0		0-0-0							
0-5-0		0-1-0		0-1-0		HOME		0-1-0		0-2-0		0-0-0							
0-4-0		0-1-0		0-1-0		AWAY		0-1-0		0-1-0		0-0-0							
0-0-0		0-0-0		0-0-0		NEUTRAL		0-0-0		0-0-0		0-0-0							
RPI	S	Opponent		Score		RPI	S	Opponent		Score		RPI	S	Opponent		Score			
5	A	Georgetown		2 3		45	H	Butler		0 3		61	A	Providence		0 4			
10	H	Creighton		2 4		47	A	Xavier		0 3		65	H	Villanova		2 3			
												76	A	Monmouth		1 4			
												81	H	Delaware		1 2			
												82	A	Princeton		2 3			
												91	N	Furman		1 1			
												98	H	Rider		1 2			
LAST 10 GAMES																			
65 H Villanova						2 3		126 H DePaul						2 3					
47 A Xavier						0 3		138 A Marquette						0 1					
5 A Georgetown						2 3		82 A Princeton						2 3					
45 H Butler						0 3		143 H St. John's (NY)						0 1					
61 A Providence						0 4		10 H Creighton						2 4					

Non-Div. I Games:

Seton Hall



Average RPI Win: 183		WON-LOST	WINNING	LAST 10	STRENGTH OF		OPP. STRENGTH	TEAM	ADJ		CONF.	ADJ CONF.
Average RPI Loss: 111		RECORD	PCT. RANK	GAMES	SCHEDULE		OF SCHEDULE	RPI	RPI		RPI	RPI
DIV. I ONLY		1-9-7	.26471	181	1-4-5		124	172	186		21	20
DIV. I NON-CONF.		0-7-4	.18182	189	0-2-2		87	178	176		18	19
TOTALS		RPI 1-25	RPI 26-50		W-L RECORDS		RPI 51-100		RPI 101-150		RPI 150+	
1-9-7		0-1-1	0-1-0		OVERALL		0-3-0		0-1-5		1-3-1	
1-3-3		0-0-0	0-1-0		HOME		0-2-0		0-0-3		1-0-0	
0-6-3		0-1-1	0-0-0		AWAY		0-1-0		0-1-2		0-3-0	
0-0-1		0-0-0	0-0-0		NEUTRAL		0-0-0		0-0-0		0-0-1	
0-7-4		0-1-0	0-1-0		NON-CONFERENCE		0-3-0		0-1-3		0-1-1	
0-3-1		0-0-0	0-1-0		HOME		0-2-0		0-0-1		0-0-0	
0-4-2		0-1-0	0-0-		AWAY		0-1-0		0-1-2		0-1-0	
0-0-1		0-0-0	0-0-0		NEUTRAL		0-0-0		0-0-0		0-0-1	
1-2-3		0-0-1	0-0-0		CONFERENCE		0-0-0		0-0-2		1-2-0	
1-0-2		0-0-0	0-0-0		HOME		0-0-0		0-0-2		1-0-0	
0-2-1		0-0-1	0-0-0		AWAY		0-0-0		0-0-0		0-2-0	
0-0-0		0-0-0	0-0-0		NEUTRAL		0-0-0		0-0-0		0-0-0	
RPI S	Opponent	Score	RPI S	Opponent	Score	RPI S	Opponent	Score	RPI S	Opponent	Score	
18 A	Denver	1 <span>1</span>	45 H	Butler	2 <span>3</span>	73 H	Western Mich.	0 <span>1</span>	105 H	Bowling Green	2 <span>2</span>	
21 A	Indiana	0 <span>4</span>				97 A	Cincinnati	1 <span>2</span>	133 H	Omaha	1 <span>1</span>	
						99 H	Valparaiso	1 <span>2</span>	134 A	Northern Ill.	0 <span>2</span>	
									144 H	Oral Roberts	2 <span>2</span>	
									148 A	Northern Ky.	2 <span>2</span>	
									149 A	Detroit	1 <span>1</span>	
									162 A	Western Ill.	1 <span>2</span>	
									175 A	Lipscomb	0 <span>1</span>	
									183 H	IPFW	3 <span>0</span>	
									190 A	Eastern Ill.	0 <span>1</span>	
									195 N	Belmont	1 <span>1</span>	
LAST 10 GAMES												
			144 H	Oral Roberts	2 <span>2</span>		134 A	Northern Ill.	0 <span>2</span>			
			162 A	Western Ill.	1 <span>2</span>		105 H	Bowling Green	2 <span>2</span>			
			148 A	Northern Ky.	2 <span>2</span>		21 A	Indiana	0 <span>4</span>			
			190 A	Eastern Ill.	0 <span>1</span>		18 A	Denver	1 <span>1</span>			
			183 H	IPFW	3 <span>0</span>		133 H	Omaha	1 <span>1</span>			

Non-Div. I Games:

IUPUI

Average RPI Win:	180	WON-LOST	WINNING	LAST 10	STRENGTH OF	OPP. STRENGTH	TEAM	ADJ	CONF.	ADJ CONF.	
Average RPI Loss:	89	RECORD	PCT. RANK	GAMES	SCHEDULE	OF SCHEDULE	RPI	RPI	RPI	RPI	
DIV. I ONLY	5-10-1	.34375	166	2-7-1	204	110	189	.39726	186	18	18
DIV. I NON-CONF.	3-4-0	.42857	142	0-1-0	202	63	199	.37722	196	16	16
<hr/>											
TOTALS	RPI 1-25	RPI 26-50		W-L RECORDS	RPI 51-100		RPI 101-150		RPI 150+		
5-10-1	0-1-0	0-2-0		OVERALL	0-3-0		1-2-0		4-2-1		
2-5-1	0-0-0	0-2-0		HOME	0-2-0		0-0-0		2-1-1		
3-5-0	0-1-0	0-0-0		AWAY	0-1-0		1-2-0		2-1-0		
0-0-0	0-0-0	0-0-0		NEUTRAL	0-0-0		0-0-0		0-0-0		
<hr/>											
3-4-0	0-0-0	0-1-0		NON-CONFERENCE	0-2-0		0-1-0		3-0-0		
1-2-0	0-0-0	0-1-0		HOME	0-1-0		0-0-0		1-0-0		
2-2-0	0-0-0	0-0-		AWAY	0-1-0		0-1-0		2-0-0		
0-0-0	0-0-0	0-0-0		NEUTRAL	0-0-0		0-0-0		0-0-0		
<hr/>											
2-6-1	0-1-0	0-1-0		CONFERENCE	0-1-0		1-1-0		1-2-1		
1-3-1	0-0-0	0-1-0		HOME	0-1-0		0-0-0		1-1-1		
1-3-0	0-1-0	0-0-0		AWAY	0-0-0		1-1-0		0-1-0		
0-0-0	0-0-0	0-0-0		NEUTRAL	0-0-0		0-0-0		0-0-0		
<hr/>											
RPI	S	Opponent	Score	RPI	S	Opponent	Score	RPI	S	Opponent	Score
22	A	Coastal Caro.	0 1	26	H	Radford	0 3	74	A	ETSU	0 1
				34	H	North Carolina St.	0 2	87	H	Winthrop	1 2
								92	H	Marshall	1 2

Non-Div. I Games: Bluefield Col. 2 1

Liberty

Average RPI Win:	145	WON-LOST	WINNING	LAST 10	STRENGTH OF	OPP. STRENGTH	TEAM	ADJ	CONF.	ADJ CONF.		
Average RPI Loss:	99	RECORD	PCT. RANK	GAMES	SCHEDULE	OF SCHEDULE	RPI	RPI	RPI	RPI		
DIV. I ONLY		3-13-0	.1875	191	1-9-0	120	162	185	.39668	187	15	15
DIV. I NON-CONF.		3-7-0	.3	167	1-3-0	100	158	183	.4065	182	17	17
<hr/>												
TOTALS	RPI 1-25	RPI 26-50		W-L RECORDS		RPI 51-100		RPI 101-150		RPI 150+		
3-13-0	0-1-0	0-3-0		OVERALL		1-2-0		1-4-0		1-3-0		
2-5-0	0-0-0	0-1-0		HOME		0-1-0		1-3-0		1-0-0		
1-7-0	0-1-0	0-2-0		AWAY		1-1-0		0-0-0		0-3-0		
0-1-0	0-0-0	0-0-0		NEUTRAL		0-0-0		0-1-0		0-0-0		
3-7-0	0-1-0	0-2-0		NON-CONFERENCE		1-0-0		1-2-0		1-2-0		
2-2-0	0-0-0	0-1-0		HOME		0-0-0		1-1-0		1-0-0		
1-4-0	0-1-0	0-0-		AWAY		1-0-0		0-0-0		0-2-0		
0-1-0	0-0-0	0-0-0		NEUTRAL		0-0-0		0-1-0		0-0-0		
0-6-0	0-0-0	0-1-0		CONFERENCE		0-2-0		0-2-0		0-1-0		
0-3-0	0-0-0	0-0-0		HOME		0-1-0		0-2-0		0-0-0		
0-3-0	0-0-0	0-1-0		AWAY		0-1-0		0-0-0		0-1-0		
0-0-0	0-0-0	0-0-0		NEUTRAL		0-0-0		0-0-0		0-0-0		
RPI S	Opponent	Score	RPI S	Opponent	Score	RPI S	Opponent	Score	RPI S	Opponent	Score	
21 A	Indiana	0 3	31 A	Kentucky	1 4	69 A	Loyola Chicago	0 1	104 H	Missouri St.	2 4	
			39 A	SIUE	0 2	78 H	Drake	1 3	105 N	Bowling Green	1 3	
			45 H	Butler	2 3	92 A	Marshall	1 0	121 H	Air Force	1 2	
									128 H	Bradley	1 5	
									148 H	Northern Ky.	4 0	
									174 A	Milwaukee	2 5	
									175 A	Lipscomb	2 4	
									195 H	Belmont	2 1	
									198 A	Central Ark.	0 3	
			LAST 10 GAMES									
			148 H	Northern Ky.	4 0	128 H	Bradley	1 5				
			198 A	Central Ark.	0 3	31 A	Kentucky	1 4				
			104 H	Missouri St.	2 4	69 A	Loyola Chicago	0 1				
			175 A	Lipscomb	2 4	45 H	Butler	2 3				
			39 A	SIUE	0 2	78 H	Drake	1 3				

Non-Div. I Games:

Evansville

Average RPI Win:	174	WON-LOST	WINNING	LAST 10	STRENGTH OF	OPP. STRENGTH	TEAM	ADJ	CONF.	ADJ CONF.	
Average RPI Loss:	119	RECORD	PCT. RANK	GAMES	SCHEDULE	OF SCHEDULE	RPI	RPI	RPI	RPI	
DIV. I ONLY	4-11-2	.29412	175	3-6-1	125	204	183	.39643	188	22	23
DIV. I NON-CONF.	0-4-1	.1	197	0-0-0	94	197	166	.42145	169	23	22
TOTALS	RPI 1-25	RPI 26-50	W-L RECORDS	RPI 51-100	RPI 101-150	RPI 150+					
4-11-2	0-0-0	0-1-0	OVERALL	0-5-0	0-0-1	4-5-1					
3-5-0	0-0-0	0-1-0	HOME	0-2-0	0-0-0	3-2-0					
0-5-2	0-0-0	0-0-0	AWAY	0-2-0	0-0-1	0-3-1					
1-1-0	0-0-0	0-0-0	NEUTRAL	0-1-0	0-0-0	1-0-0					
0-4-1	0-0-0	0-1-0	NON-CONFERENCE	0-2-0	0-0-0	0-1-1					
0-3-0	0-0-0	0-1-0	HOME	0-1-0	0-0-0	0-1-0					
0-1-1	0-0-0	0-0-	AWAY	0-1-0	0-0-0	0-0-1					
0-0-0	0-0-0	0-0-0	NEUTRAL	0-0-0	0-0-0	0-0-0					
4-7-1	0-0-0	0-0-0	CONFERENCE	0-3-0	0-0-1	4-4-0					
3-2-0	0-0-0	0-0-0	HOME	0-1-0	0-0-0	3-1-0					
0-4-1	0-0-0	0-0-0	AWAY	0-1-0	0-0-1	0-3-0					
1-1-0	0-0-0	0-0-0	NEUTRAL	0-1-0	0-0-0	1-0-0					
RPI S	Opponent	Score	RPI S	Opponent	Score	RPI S	Opponent	Score	RPI S	Opponent	Score
			44 H	Lehigh	0 1	66 A	Binghamton	0 1	132 A	Iona	2 2
						76 H	Monmouth	1 2	151 A	Siena	0 2
						76 N	Monmouth	1 2	158 H	Fairfield	1 0
						83 H	Temple	0 1	164 H	Marist	3 1
						98 A	Rider	1 3	169 A	Saint Peter's	1 2
									169 N	Saint Peter's	1 0
									173 H	Central Conn. St.	1 3
									181 A	Canisius	1 3
									196 H	Quinnipiac	0 2
									199 A	NJIT	2 2
									206 H	Niagara	1 0
LAST 10 GAMES											
			76 N	Monmouth	1 2	76 H	Monmouth	1 2			
			169 N	Saint Peter's	1 0	98 A	Rider	1 3			
			181 A	Canisius	1 3	196 H	Quinnipiac	0 2			
			132 A	Iona	2 2	206 H	Niagara	1 0			
			164 H	Marist	3 1	169 A	Saint Peter's	1 2			

Non-Div. I Games:

Manhattan

Average RPI Win:		169	WON-LOST		WINNING		LAST 10		STRENGTH OF		OPP. STRENGTH		TEAM		ADJ		CONF.		ADJ CONF.	
Average RPI Loss:		89	RECORD		PCT. RANK		GAMES		SCHEDULE		OF SCHEDULE		RPI		RPI		RPI		RPI	
DIV. I ONLY			3-15-1		.18421		193		1-9-0		146		129		195		.39171		189	
DIV. I NON-CONF.			1-9-1		.13636		194		0-4-0		125		174		193		.385		191	
TOTALS		RPI 1-25		RPI 26-50		W-L RECORDS		RPI 51-100		RPI 101-150		RPI 150+								
3-15-1		0-1-0		0-2-0		OVERALL		0-6-0		0-5-0		3-1-1								
2-6-1		0-0-0		0-2-0		HOME		0-1-0		0-3-0		2-0-1								
1-9-0		0-1-0		0-0-0		AWAY		0-5-0		0-2-0		1-1-0								
0-0-0		0-0-0		0-0-0		NEUTRAL		0-0-0		0-0-0		0-0-0								
1-9-1		0-0-0		0-1-0		NON-CONFERENCE		0-4-0		0-3-0		1-1-1								
1-3-1		0-0-0		0-1-0		HOME		0-1-0		0-1-0		1-0-1								
0-6-0		0-0-0		0-0-		AWAY		0-3-0		0-2-0		0-1-0								
0-0-0		0-0-0		0-0-0		NEUTRAL		0-0-0		0-0-0		0-0-0								
2-6-0		0-1-0		0-1-0		CONFERENCE		0-2-0		0-2-0		2-0-0								
1-3-0		0-0-0		0-1-0		HOME		0-0-0		0-2-0		1-0-0								
1-3-0		0-1-0		0-0-0		AWAY		0-2-0		0-0-0		1-0-0								
0-0-0		0-0-0		0-0-0		NEUTRAL		0-0-0		0-0-0		0-0-0								
RPI	S	Opponent		Score		RPI	S	Opponent		Score		RPI	S	Opponent		Score				
25	A	Elon		1 3		42	H	Hofstra		1 5		60	A	UNCW		1 3				
						49	H	Washington		0 1		65	A	Villanova		3 4				
												80	H	Columbia		0 1				
												81	A	Delaware		1 5				
												82	A	Princeton		0 4				
												94	A	UMBC		0 1				

Average RPI Win: 168		WON-LOST RECORD		WINNING PCT. RANK		LAST 10 GAMES		STRENGTH OF SCHEDULE		OPP. STRENGTH OF SCHEDULE		TEAM RPI		ADJ RPI		CONF. RPI		ADJ CONF. RPI	
DIV. I ONLY		3-14-0		.17647 194		1-9-0		107		184		188		.3914 190		21		20	
DIV. I NON-CONF.		2-9-0		.18182 189		0-5-0		72		190		175		.41498 175		18		19	
TOTALS		RPI 1-25		RPI 26-50		W-L RECORDS		RPI 51-100		RPI 101-150		RPI 150+							
3-14-0		0-1-0		0-3-0		OVERALL		0-1-0		1-6-0		2-3-0							
1-5-0		0-0-0		0-0-0		HOME		0-1-0		0-4-0		1-0-0							
2-9-0		0-1-0		0-3-0		AWAY		0-0-0		1-2-0		1-3-0							
0-0-0		0-0-0		0-0-0		NEUTRAL		0-0-0		0-0-0		0-0-0							
2-9-0		0-0-0		0-3-0		NON-CONFERENCE		0-1-0		1-4-0		1-1-0							
0-3-0		0-0-0		0-0-0		HOME		0-1-0		0-2-0		0-0-0							
2-6-0		0-0-0		0-0-		AWAY		0-0-0		1-2-0		1-1-0							
0-0-0		0-0-0		0-0-0		NEUTRAL		0-0-0		0-0-0		0-0-0							
1-5-0		0-1-0		0-0-0		CONFERENCE		0-0-0		0-2-0		1-2-0							
1-2-0		0-0-0		0-0-0		HOME		0-0-0		0-2-0		1-0-0							
0-3-0		0-1-0		0-0-0		AWAY		0-0-0		0-0-0		0-2-0							
0-0-0		0-0-0		0-0-0		NEUTRAL		0-0-0		0-0-0		0-0-0							
RPI	S	Opponent		Score		RPI	S	Opponent		Score		RPI	S	Opponent		Score			
18	A	Denver		0 1		31	A	Kentucky		0 6		89	H	Wright St.		0 2			
						39	A	SIUE		0 2				104 A Missouri St.		0 3			
						47	A	Xavier		0 8				125 A Pittsburgh		0 2			
														133 H Omaha		2 4			
														134 H Northern Ill.		2 3			
														144 H Oral Roberts		1 2			
														145 A Robert Morris		2 1			
														148 H Northern Ky.		1 2			
														162 A Western Ill.		0 6			
														166 A Green Bay		0 1			
														175 A Lipscomb		3 1			
														183 A IPFW		2 4			
														185 H IUPUI		1 0			

Average RPI Win:	179	WON-LOST	WINNING	LAST 10	STRENGTH OF	OPP. STRENGTH	TEAM	ADJ	CONF.	ADJ CONF.	
Average RPI Loss:	114	RECORD	PCT. RANK	GAMES	SCHEDULE	OF SCHEDULE	RPI	RPI	RPI	RPI	
DIV. I ONLY	4-12-2	.27778	179	3-6-1	184	180	192	.3854	191	19	19
DIV. I NON-CONF.	2-7-1	.25	174	1-1-0	127	189	181	.39823	187	13	13
TOTALS	RPI 1-25	RPI 26-50	W-L RECORDS	RPI 51-100	RPI 101-150	RPI 150+					
4-12-2	0-0-0	0-1-0	OVERALL	0-4-0	1-4-1	3-3-1					
4-3-1	0-0-0	0-0-0	HOME	0-0-0	1-1-1	3-2-0					
0-8-1	0-0-0	0-0-0	AWAY	0-4-0	0-3-0	0-1-1					
0-1-0	0-0-0	0-1-0	NEUTRAL	0-0-0	0-0-0	0-0-0					
2-7-1	0-0-0	0-1-0	NON-CONFERENCE	0-3-0	1-1-0	1-2-1					
2-2-0	0-0-0	0-0-0	HOME	0-0-0	1-0-0	1-2-0					
0-4-1	0-0-0	0-0-	AWAY	0-3-0	0-1-0	0-0-1					
0-1-0	0-0-0	0-1-0	NEUTRAL	0-0-0	0-0-0	0-0-0					
2-5-1	0-0-0	0-0-0	CONFERENCE	0-1-0	0-3-1	2-1-0					
2-1-1	0-0-0	0-0-0	HOME	0-0-0	0-1-1	2-0-0					
0-4-0	0-0-0	0-0-0	AWAY	0-1-0	0-2-0	0-1-0					
0-0-0	0-0-0	0-0-0	NEUTRAL	0-0-0	0-0-0	0-0-0					
RPI S Opponent	Score	RPI S Opponent	Score	RPI S Opponent	Score	RPI S Opponent	Score				
		33 N Utah Valley	0 3	51 A Dayton	1 7	118 A St. Francis Brooklyn	0 2				
				77 A UNLV	2 3	119 H George Washington	0 1				
				95 A Navy	0 1	127 A Rhode Island	1 2				
				98 A Rider	0 4	130 H George Mason	1 1				
						139 A Davidson	0 3				
						146 H LIU Brooklyn	3 2				
						164 H Marist	2 3				
						165 H Massachusetts	2 0				
						167 A La Salle	0 1				
						177 H Penn	0 3				
						189 A Drexel	0 0				
						202 H Howard	3 2				
						203 H St. Bonaventure	4 1				
LAST 10 GAMES											
		203 H St. Bonaventure	4 1	51 A Dayton	1 7						
		167 A La Salle	0 1	119 H George Washington	0 1						
		139 A Davidson	0 3	165 H Massachusetts	2 0						
		130 H George Mason	1 1	177 H Penn	0 3						
		127 A Rhode Island	1 2	202 H Howard	3 2						

Non-Div. I Games:

Saint Joseph's

UTRGV

Average RPI Win: 128		WON-LOST	WINNING	LAST 10	STRENGTH OF	OPP. STRENGTH	TEAM	ADJ	CONF.	ADJ CONF.							
Average RPI Loss: 105		RECORD	PCT. RANK	GAMES	SCHEDULE	OF SCHEDULE	RPI	RPI	RPI	RPI							
DIV. I ONLY		3-12-1	.21875	188	2-8-0	145	145	187	.38195	192	12	12					
DIV. I NON-CONF.		1-4-1	.25	174	0-0-0	187	154	200	.35254	202	20	18					
<hr/>																	
TOTALS		RPI 1-25		RPI 26-50		W-L RECORDS		RPI 51-100		RPI 101-150		RPI 150+					
3-12-1		0-1-0		0-2-0		OVERALL		1-2-0		1-6-0		1-1-1					
1-5-1		0-1-0		0-1-0		HOME		0-0-0		1-2-0		0-1-1					
2-7-0		0-0-0		0-1-0		AWAY		1-2-0		0-4-0		1-0-0					
0-0-0		0-0-0		0-0-0		NEUTRAL		0-0-0		0-0-0		0-0-0					
1-4-1		0-0-0		0-1-0		NON-CONFERENCE		0-2-0		0-0-0		1-1-1					
0-1-1		0-0-0		0-0-0		HOME		0-0-0		0-0-0		0-1-1					
1-3-0		0-0-0		0-0-		AWAY		0-2-0		0-0-0		1-0-0					
0-0-0		0-0-0		0-0-0		NEUTRAL		0-0-0		0-0-0		0-0-0					
2-8-0		0-1-0		0-1-0		CONFERENCE		1-0-0		1-6-0		0-0-0					
1-4-0		0-1-0		0-1-0		HOME		0-0-0		1-2-0		0-0-0					
1-4-0		0-0-0		0-0-0		AWAY		1-0-0		0-4-0		0-0-0					
0-0-0		0-0-0		0-0-0		NEUTRAL		0-0-0		0-0-0		0-0-0					
RPI	S	Opponent		Score		RPI	S	Opponent		Score		RPI	S	Opponent		Score	
9	H	Seattle		1 2		33	H	Utah Valley		0 1		77	A	UNLV		1 0	
						35	A	Cal St. Fullerton		0 1		85	A	San Diego St.		1 3	
												86	A	UNCG		0 2	
												103	H	CSU Bakersfield		3 0	
												121	A	Air Force		0 1	
												129	H	Houston Baptist		1 2	
												136	A	UMKC		2 3	
												142	A	Incarnate Word		0 1	
												147	H	San Jose St.		1 3	
												150	A	Grand Canyon		0 1	
												159	H	Buffalo		1 1	
												183	H	IPFW		2 3	
												205	A	Presbyterian		2 0	
<hr/>																	
LAST 10 GAMES																	
						129	H	Houston Baptist		1 2		121	A	Air Force		0 1	
						103	H	CSU Bakersfield		3 0		9	H	Seattle		1 2	
						147	H	San Jose St.		1 3		33	H	Utah Valley		0 1	
						142	A	Incarnate Word		0 1		77	A	UNLV		1 0	
						136	A	UMKC		2 3		150	A	Grand Canyon		0 1	

Non-Div. I Games: Huston-Tillotson 3 0 Our Lady Of The Lake 2 1

UTRGV



Average RPI Win:	119	WON-LOST	WINNING	LAST 10	STRENGTH OF	OPP. STRENGTH	TEAM	ADJ	CONF.	ADJ CONF.			
Average RPI Loss:	131	RECORD	PCT. RANK	GAMES	SCHEDULE	OF SCHEDULE	RPI	RPI	RPI	RPI			
DIV. I ONLY	2-12-3	.20588	190	0-7-3	141	193	197	.38157	193	23	22		
DIV. I NON-CONF.	2-7-1	.25	174	0-2-1	112	168	189	.39849	186	24	24		
<hr/>													
TOTALS	RPI 1-25	RPI 26-50		W-L RECORDS		RPI 51-100		RPI 101-150		RPI 150+			
2-12-3	0-0-0	1-1-0		OVERALL		0-1-0		0-6-2		1-4-1			
1-4-2	0-0-0	0-0-0		HOME		0-0-0		0-2-2		1-2-0			
1-8-1	0-0-0	1-1-0		AWAY		0-1-0		0-4-0		0-2-1			
0-0-0	0-0-0	0-0-0		NEUTRAL		0-0-0		0-0-0		0-0-0			
<hr/>													
2-7-1	0-0-0	1-1-0		NON-CONFERENCE		0-1-0		0-3-1		1-2-0			
1-2-1	0-0-0	0-0-0		HOME		0-0-0		0-1-1		1-1-0			
1-5-0	0-0-0	1-0-		AWAY		0-1-0		0-2-0		0-1-0			
0-0-0	0-0-0	0-0-0		NEUTRAL		0-0-0		0-0-0		0-0-0			
<hr/>													
0-5-2	0-0-0	0-0-0		CONFERENCE		0-0-0		0-3-1		0-2-1			
0-2-1	0-0-0	0-0-0		HOME		0-0-0		0-1-1		0-1-0			
0-3-1	0-0-0	0-0-0		AWAY		0-0-0		0-2-0		0-1-1			
0-0-0	0-0-0	0-0-0		NEUTRAL		0-0-0		0-0-0		0-0-0			
<hr/>													
RPI S	Opponent	Score	RPI S	Opponent	Score	RPI S	Opponent	Score	RPI S	Opponent	Score		
			37 A	American	4 3	82 A	Princeton	1 4	106 A	Saint Francis (PA)	0 5		
			44 A	Lehigh	0 3				114 H	Stony Brook	1 2		
									118 H	St. Francis Brooklyn	1 1		
									122 H	Bucknell	2 2		
									123 A	Army West Point	0 1		
									130 A	George Mason	0 1		
									145 A	Robert Morris	1 2		
									146 H	LIU Brooklyn	2 3		
									151 H	Siena	0 1		
									163 A	Lafayette	0 3		
									171 A	Bryant	1 1		
									173 H	Central Conn. St.	1 2		
									200 A	Sacred Heart	1 2		
									201 H	Yale	3 1		
<hr/>													
LAST 10 GAMES													
200 A Sacred Heart						1	2	173 H Central Conn. St.				1	2
171 A Bryant						1	1	82 A Princeton				1	4
118 H St. Francis Brooklyn						1	1	146 H LIU Brooklyn				2	3
106 A Saint Francis (PA)						0	5	122 H Bucknell				2	2
145 A Robert Morris						1	2	114 H Stony Brook				1	2

Non-Div. I Games:

Fairleigh Dickinson

Average RPI Win:	160	WON-LOST	WINNING	LAST 10	STRENGTH OF	OPP. STRENGTH	TEAM	ADJ	CONF.	ADJ CONF.	
Average RPI Loss:	108 <th>RECORD</th> <th>PCT. RANK</th> <th>GAMES</th> <th>SCHEDULE</th> <th>OF SCHEDULE</th> <th>RPI</th> <th>RPI</th> <th>RPI</th> <th>RPI</th>	RECORD	PCT. RANK	GAMES	SCHEDULE	OF SCHEDULE	RPI	RPI	RPI	RPI	
DIV. I ONLY	3-12-1	.21875	188	1-9-0	151	186	193	.37947	194	20	21
DIV. I NON-CONF.	2-7-1	.25	174	0-4-0	111	161	184	.40229	184	19	21
<hr/>											
TOTALS	RPI 1-25	RPI 26-50		W-L RECORDS	RPI 51-100		RPI 101-150		RPI 150+		
3-12-1	0-0-0	0-2-0		OVERALL	0-4-0		1-2-0		2-4-1		
3-3-0	0-0-0	0-0-0		HOME	0-1-0		1-1-0		2-1-0		
0-8-1	0-0-0	0-2-0		AWAY	0-3-0		0-1-0		0-2-1		
0-1-0	0-0-0	0-0-0		NEUTRAL	0-0-0		0-0-0		0-1-0		
<hr/>											
2-7-1	0-0-0	0-2-0		NON-CONFERENCE	0-2-0		1-2-0		1-1-1		
2-1-0	0-0-0	0-0-0		HOME	0-0-0		1-1-0		1-0-0		
0-6-1	0-0-0	0-0-		AWAY	0-2-0		0-1-0		0-1-1		
0-0-0	0-0-0	0-0-0		NEUTRAL	0-0-0		0-0-0		0-0-0		
<hr/>											
1-5-0	0-0-0	0-0-0		CONFERENCE	0-2-0		0-0-0		1-3-0		
1-2-0	0-0-0	0-0-0		HOME	0-1-0		0-0-0		1-1-0		
0-2-0	0-0-0	0-0-0		AWAY	0-1-0		0-0-0		0-1-0		
0-1-0	0-0-0	0-0-0		NEUTRAL	0-0-0		0-0-0		0-1-0		
<hr/>											
RPI S	Opponent	Score	RPI S	Opponent	Score	RPI S	Opponent	Score	RPI S	Opponent	Score
			41 A	Old Dominion	0 4	54 A	FGCU	0 4	109 H	UCF	2 3
			50 A	Duke	0 1	68 H	North Florida	0 1	116 A	Campbell	3 4
						86 A	UNCG	0 1	149 H	Detroit	3 1
						93 A	VCU	0 3	152 H	Georgia St.	2 1
									161 A	Ga. Southern	0 5
									172 H	USC Upstate	1 3
									172 N	USC Upstate	2 3
									175 A	Lipscomb	2 3
									178 H	Stetson	3 1
									182 A	Fla. Atlantic	1 1
<hr/>											
LAST 10 GAMES											
			172 N	USC Upstate	2 3	175 A	Lipscomb	2 3			
			50 A	Duke	0 1	172 H	USC Upstate	1 3			
			68 H	North Florida	0 1	54 A	FGCU	0 4			
			161 A	Ga. Southern	0 5	109 H	UCF	2 3			
			178 H	Stetson	3 1	86 A	UNCG	0 1			

Non-Div. I Games:

Jacksonville

Average RPI Win:	152	WON-LOST	WINNING	LAST 10	STRENGTH OF	OPP. STRENGTH	TEAM	ADJ	CONF.	ADJ CONF.							
Average RPI Loss:	128	RECORD	PCT. RANK	GAMES	SCHEDULE	OF SCHEDULE	RPI	RPI	RPI	RPI							
DIV. I ONLY	4-13-2	.26316	183	3-6-1	172	188	191	.37791	195	16	17						
DIV. I NON-CONF.	3-6-1	.35	157	2-0-0	176	200	197	.36565	199	21	20						
<hr/>																	
TOTALS	RPI 1-25	RPI 26-50		W-L RECORDS		RPI 51-100		RPI 101-150		RPI 150+							
4-13-2	0-0-0	0-0-0		OVERALL		0-4-1		1-4-0		3-5-1							
3-5-0	0-0-0	0-0-0		HOME		0-3-0		0-1-0		3-1-0							
1-6-1	0-0-0	0-0-0		AWAY		0-0-1		1-3-0		0-3-0							
0-2-1	0-0-0	0-0-0		NEUTRAL		0-1-0		0-0-0		0-1-1							
<hr/>																	
3-6-1	0-0-0	0-0-0		NON-CONFERENCE		0-1-0		1-1-0		2-4-1							
2-2-0	0-0-0	0-0-0		HOME		0-0-0		0-1-0		2-1-0							
1-2-0	0-0-0	0-0-		AWAY		0-0-0		1-0-0		0-2-0							
0-2-1	0-0-0	0-0-0		NEUTRAL		0-1-0		0-0-0		0-1-1							
<hr/>																	
1-7-1	0-0-0	0-0-0		CONFERENCE		0-3-1		0-3-0		1-1-0							
1-3-0	0-0-0	0-0-0		HOME		0-3-0		0-0-0		1-0-0							
0-4-1	0-0-0	0-0-0		AWAY		0-0-1		0-3-0		0-1-0							
0-0-0	0-0-0	0-0-0		NEUTRAL		0-0-0		0-0-0		0-0-0							
<hr/>																	
RPI S	Opponent	Score	RPI S	Opponent	Score	RPI S	Opponent	Score	RPI S	Opponent	Score						
						71 H	Oakland	0 2	107 A	Virginia Tech	2 1						
						75 H	Ill.-Chicago	1 4	108 A	Cleveland St.	0 1						
						78 N	Drake	0 1	116 H	Campbell	2 3						
						89 H	Wright St.	0 2	148 A	Northern Ky.	0 1						
						99 A	Valparaiso	1 1	149 A	Detroit	0 2						
						152 H	Georgia St.	3 1									
						156 H	Appalachian St.	0 1									
						159 A	Buffalo	1 3									
						161 N	Ga. Southern	1 4									
						166 A	Green Bay	0 3									
						174 H	Milwaukee	1 0									
						175 H	Lipscomb	2 0									
						185 N	IUPUI	1 1									
						187 A	Evansville	1 2									
						<hr/>											
						LAST 10 GAMES			149 A Detroit			0 2	108 A Cleveland St.			0 1	
						75 H Ill.-Chicago			1 4	174 H Milwaukee			1 0				
						107 A Virginia Tech			2 1	152 H Georgia St.			3 1				
99 A Valparaiso			1 1	166 A Green Bay			0 3										
89 H Wright St.			0 2	148 A Northern Ky.			0 1										

Non-Div. I Games:

Belmont

Average RPI Win: 185		WON-LOST RECORD		WINNING PCT. RANK		LAST 10 GAMES		STRENGTH OF SCHEDULE		OPP. STRENGTH OF SCHEDULE		TEAM RPI		ADJ RPI		CONF. RPI		ADJ CONF. RPI	
DIV. I ONLY		2-11-6		.26316 183		2-5-3		155		187		194		.37212 196		22		23	
DIV. I NON-CONF.		0-5-2		.14286 193		0-0-0		164		50		191		.39197 189		23		22	
TOTALS		RPI 1-25		RPI 26-50		W-L RECORDS		RPI 51-100		RPI 101-150		RPI 150+							
2-11-6		0-1-0		0-0-1		OVERALL		0-4-0		0-2-2		2-4-3							
0-4-3		0-0-0		0-0-0		HOME		0-1-0		0-1-1		0-2-2							
1-6-3		0-1-0		0-0-1		AWAY		0-2-0		0-1-1		1-2-1							
1-1-0		0-0-0		0-0-0		NEUTRAL		0-1-0		0-0-0		1-0-0							
0-5-2		0-1-0		0-0-1		NON-CONFERENCE		0-1-0		0-2-1		0-1-0							
0-2-0		0-0-0		0-0-0		HOME		0-1-0		0-1-0		0-0-0							
0-3-2		0-1-0		0-1-		AWAY		0-0-0		0-1-1		0-1-0							
0-0-0		0-0-0		0-0-0		NEUTRAL		0-0-0		0-0-0		0-0-0							
2-6-4		0-0-0		0-0-0		CONFERENCE		0-3-0		0-0-1		2-3-3							
0-2-3		0-0-0		0-0-0		HOME		0-0-0		0-0-1		0-2-2							
1-3-1		0-0-0		0-0-0		AWAY		0-2-0		0-0-0		1-1-1							
1-1-0		0-0-0		0-0-0		NEUTRAL		0-1-0		0-0-0		1-0-0							
RPI S	Opponent	Score		RPI S	Opponent	Score		RPI S	Opponent	Score		RPI S	Opponent	Score					
15 A	Boston College	0 1		36 A	UConn	0 0		56 H	Brown	0 2		120 H	Holy Cross	1 3					
								76 A	Monmouth	1 3		127 A	Rhode Island	1 2					
								98 A	Rider	0 2		132 H	Iona	0 0					
								98 N	Rider	0 3		143 A	St. John's (NY)	1 1					
												151 A	Siena	1 2					
												158 H	Fairfield	0 0					
												164 H	Marist	1 1					
												169 H	Saint Peter's	0 2					
												181 H	Canisius	0 1					
												181 N	Canisius	1 0					
												188 A	Manhattan	2 0					
												201 A	Yale	2 3					
												206 A	Niagara	1 1					
				LAST 10 GAMES															
				98 N	Rider	0 3		158 H	Fairfield	0 0									
				181 N	Canisius	1 0		181 H	Canisius	0 1									
				98 A	Rider	0 2		188 A	Manhattan	2 0									
				151 A	Siena	1 2		76 A	Monmouth	1 3									
				132 H	Iona	0 0		164 H	Marist	1 1									

Non-Div. I Games:

Quinnipiac

Average RPI Win: 147		WON-LOST	WINNING	LAST 10	STRENGTH OF		OPP. STRENGTH	TEAM	ADJ	CONF.	ADJ CONF.
Average RPI Loss: 107		RECORD	PCT. RANK	GAMES	SCHEDULE		OF SCHEDULE	RPI	RPI	RPI	RPI
DIV. I ONLY		1-15-1	.08824	201	0-9-1		143	137	200	.36967	197
DIV. I NON-CONF.		1-9-0	.1	197	0-3-0		89	155	195	.38789	190
TOTALS		RPI 1-25	RPI 26-50		W-L RECORDS		RPI 51-100		RPI 101-150		RPI 150+
1-15-1	0-0-0	0-1-0		OVERALL		0-6-1		1-6-0		0-2-0	
1-5-0	0-0-0	0-0-0		HOME		0-4-0		1-1-0		0-0-0	
0-9-1	0-0-0	0-0-0		AWAY		0-2-1		0-5-0		0-2-0	
0-1-0	0-0-0	0-1-0		NEUTRAL		0-0-0		0-0-0		0-0-0	
1-9-0	0-0-0	0-1-0		NON-CONFERENCE		0-3-0		1-5-0		0-0-0	
1-2-0	0-0-0	0-0-0		HOME		0-1-0		1-1-0		0-0-0	
0-6-0	0-0-0	0-0-		AWAY		0-2-0		0-4-0		0-0-0	
0-1-0	0-0-0	0-1-0		NEUTRAL		0-0-0		0-0-0		0-0-0	
0-6-1	0-0-0	0-0-0		CONFERENCE		0-3-1		0-1-0		0-2-0	
0-3-0	0-0-0	0-0-0		HOME		0-3-0		0-0-0		0-0-0	
0-3-1	0-0-0	0-0-0		AWAY		0-0-1		0-1-0		0-2-0	
0-0-0	0-0-0	0-0-0		NEUTRAL		0-0-0		0-0-0		0-0-0	
RPI S	Opponent	Score	RPI S	Opponent	Score	RPI S	Opponent	Score	RPI S	Opponent	Score
			33 N	Utah Valley	1 2	57 A	Santa Clara	0 0	103 A	CSU Bakersfield	0 2
						58 H	San Diego	0 3	110 A	UC Davis	0 6
						77 A	UNLV	0 2	133 A	Omaha	1 2
						78 A	Drake	1 2	135 A	St. Mary's (CA)	0 1
						84 H	Loyola Marymount	0 3	137 A	Sacramento St.	0 1
						85 H	San Diego St.	0 1	147 H	San Jose St.	3 0
						100 H	Gonzaga	2 3	150 H	Grand Canyon	1 2
									154 A	San Francisco	0 3
									170 A	Portland	1 2
LAST 10 GAMES											
			100 H	Gonzaga	2 3	154 A	San Francisco	0 3			
			170 A	Portland	1 2	135 A	St. Mary's (CA)	0 1			
			84 H	Loyola Marymount	0 3	103 A	CSU Bakersfield	0 2			
			58 H	San Diego	0 3	85 H	San Diego St.	0 1			
			57 A	Santa Clara	0 0	150 H	Grand Canyon	1 2			

Non-Div. I Games:

Pacific

Average RPI Win: 187		WON-LOST	WINNING	LAST 10	STRENGTH OF		OPP. STRENGTH	TEAM	ADJ	CONF.	ADJ CONF.
Average RPI Loss: 106		RECORD	PCT. RANK	GAMES	SCHEDULE		OF SCHEDULE	RPI	RPI	RPI	RPI
DIV. I ONLY		1-15-1	.08824	201	1-8-1		123	181	199	.36691	198
DIV. I NON-CONF.		0-9-1	.05	203	0-2-1		145	187	203	.35335	201
TOTALS		RPI 1-25	RPI 26-50		W-L RECORDS		RPI 51-100		RPI 101-150		RPI 150+
1-15-1	0-0-0	0-1-0		OVERALL		0-6-0		0-8-1		1-0-0	
1-4-1	0-0-0	0-0-0		HOME		0-1-0		0-3-1		1-0-0	
0-10-0	0-0-0	0-1-0		AWAY		0-4-0		0-5-0		0-0-0	
0-1-0	0-0-0	0-0-0		NEUTRAL		0-1-0		0-0-0		0-0-0	
0-9-1	0-0-0	0-0-0		NON-CONFERENCE		0-3-0		0-6-1		0-0-0	
0-2-1	0-0-0	0-0-0		HOME		0-0-0		0-2-1		0-0-0	
0-7-0	0-0-0	0-0-		AWAY		0-3-0		0-4-0		0-0-0	
0-0-0	0-0-0	0-0-0		NEUTRAL		0-0-0		0-0-0		0-0-0	
1-6-0	0-0-0	0-1-0		CONFERENCE		0-3-0		0-2-0		1-0-0	
1-2-0	0-0-0	0-0-0		HOME		0-1-0		0-1-0		1-0-0	
0-3-0	0-0-0	0-1-0		AWAY		0-1-0		0-1-0		0-0-0	
0-1-0	0-0-0	0-0-0		NEUTRAL		0-1-0		0-0-0		0-0-0	
RPI S	Opponent	Score	RPI S	Opponent	Score	RPI S	Opponent	Score	RPI S	Opponent	Score
			39 A SIUE	0	4	69 A Loyola Chicago	0	3	104 A Missouri St.	0	3
						78 H Drake	0	1	128 H Bradley	2	3
						78 N Drake	0	2	129 A Houston Baptist	0	1
						81 A Delaware	0	1	136 H UMKC	1	2
						90 A Saint Louis	1	3	141 A Memphis	1	3
						94 A UMBC	0	5	142 A Incarnate Word	1	8
									142 H Incarnate Word	1	2
									144 A Oral Roberts	3	6
									144 H Oral Roberts	0	0
									187 H Evansville	3	0
LAST 10 GAMES											
			78 N Drake	0	2	69 A Loyola Chicago	0	3			
			104 A Missouri St.	0	3	78 H Drake	0	1			
			187 H Evansville	3	0	144 H Oral Roberts	0	0			
			144 A Oral Roberts	3	6	39 A SIUE	0	4			
			128 H Bradley	2	3	141 A Memphis	1	3			

Non-Div. I Games: Central Baptist 2 1

Central Ark.

Average RPI Win: 178		WON-LOST	WINNING	LAST 10	STRENGTH OF	OPP. STRENGTH	TEAM	ADJ	CONF.	ADJ CONF.		
Average RPI Loss: 147		RECORD	PCT. RANK	GAMES	SCHEDULE	OF SCHEDULE	RPI	RPI	RPI	RPI		
DIV. I ONLY		5-10-4	.36842	156	3-5-2	202	205	196	.36593	199	24	24
DIV. I NON-CONF.		4-5-4	.46154	121	2-0-2	180	204	187	.3825	194	22	23
<hr/>												
TOTALS		RPI 1-25		RPI 26-50		W-L RECORDS		RPI 51-100		RPI 101-150		RPI 150+
5-10-4		0-0-0		0-0-0		OVERALL		0-2-0		1-2-1		4-6-3
2-4-2		0-0-0		0-0-0		HOME		0-1-0		1-1-0		1-2-2
3-6-2		0-0-0		0-0-0		AWAY		0-1-0		0-1-1		3-4-1
0-0-0		0-0-0		0-0-0		NEUTRAL		0-0-0		0-0-0		0-0-0
4-5-4		0-0-0		0-0-0		NON-CONFERENCE		0-1-0		1-2-1		3-2-3
2-1-2		0-0-0		0-0-0		HOME		0-0-0		1-1-0		1-0-2
2-4-2		0-0-0		0-0-		AWAY		0-1-0		0-1-1		2-2-1
0-0-0		0-0-0		0-0-0		NEUTRAL		0-0-0		0-0-0		0-0-0
1-5-0		0-0-0		0-0-0		CONFERENCE		0-1-0		0-0-0		1-4-0
0-3-0		0-0-0		0-0-0		HOME		0-1-0		0-0-0		0-2-0
1-2-0		0-0-0		0-0-0		AWAY		0-0-0		0-0-0		1-2-0
0-0-0		0-0-0		0-0-0		NEUTRAL		0-0-0		0-0-0		0-0-0
RPI	S	Opponent	Score	RPI	S	Opponent	Score	RPI	S	Opponent	Score	
								88	H	Hartwick	1	2
								98	A	Rider	0	2
												</

Non-Div. I Games:

NJIT




Average RPI Win:	197	WON-LOST RECORD	WINNING PCT. RANK	LAST 10 GAMES	STRENGTH OF SCHEDULE	OPP. STRENGTH OF SCHEDULE	TEAM RPI	ADJ RPI	CONF. RPI	ADJ CONF. RPI	
DIV. I ONLY	2-12-1	.16667	197	1-9-0	177	198	201	.35894	200	23	22
DIV. I NON-CONF.	1-6-1	.1875	188	0-3-0	179	188	201	.35798	200	24	24
<hr/>											
TOTALS	RPI 1-25	RPI 26-50	W-L RECORDS		RPI 51-100	RPI 101-150	RPI 150+				
2-12-1	0-0-0	0-0-0	OVERALL		0-2-0	0-6-1	2-4-0				
2-4-0	0-0-0	0-0-0	HOME		0-1-0	0-1-0	2-2-0				
0-8-1	0-0-0	0-0-0	AWAY		0-1-0	0-5-1	0-2-0				
0-0-0	0-0-0	0-0-0	NEUTRAL		0-0-0	0-0-0	0-0-0				
1-6-1	0-0-0	0-0-0	NON-CONFERENCE		0-2-0	0-2-1	1-2-0				
1-2-0	0-0-0	0-0-0	HOME		0-1-0	0-0-0	1-1-0				
0-4-1	0-0-0	0-0-	AWAY		0-1-0	0-2-1	0-1-0				
0-0-0	0-0-0	0-0-0	NEUTRAL		0-0-0	0-0-0	0-0-0				
1-6-0	0-0-0	0-0-0	CONFERENCE		0-0-0	0-4-0	1-2-0				
1-2-0	0-0-0	0-0-0	HOME		0-0-0	0-1-0	1-1-0				
0-4-0	0-0-0	0-0-0	AWAY		0-0-0	0-3-0	0-1-0				
0-0-0	0-0-0	0-0-0	NEUTRAL		0-0-0	0-0-0	0-0-0				
RPI	S	Opponent	Score	RPI	S	Opponent	Score	RPI	S	Opponent	Score

Non-Div. I Games:

Sacred Heart



Y  
a  
l  
e

 Tie,  Loss,  Non-Conf, S Site, H Home, A Away, N Neutral Page 201

Average RPI Win: 0		WON-LOST	WINNING	LAST 10	STRENGTH OF		OPP. STRENGTH	TEAM	ADJ		CONF.	ADJ CONF.	
Average RPI Loss: 127		RECORD	PCT. RANK	GAMES	SCHEDULE		OF SCHEDULE	RPI	RPI		RPI	RPI	
DIV. I ONLY		0-17-2	.05263	203	0-9-1		73	206	202	.34719	202	24	24
DIV. I NON-CONF.		0-12-2	.07143	201	0-4-1		60	203	198	.37232	198	22	23
TOTALS		RPI 1-25	RPI 26-50		W-L RECORDS		RPI 51-100		RPI 101-150		RPI 150+		
0-17-2	0-0-0	0-2-0		OVERALL		0-3-0		0-5-1		0-7-1			
0-6-0	0-0-0	0-0-0		HOME		0-1-0		0-2-0		0-3-0			
0-10-2	0-0-0	0-2-0		AWAY		0-2-0		0-2-1		0-4-1			
0-1-0	0-0-0	0-0-0		NEUTRAL		0-0-0		0-1-0		0-0-0			
0-12-2	0-0-0	0-2-0		NON-CONFERENCE		0-2-0		0-5-1		0-3-1			
0-3-0	0-0-0	0-0-0		HOME		0-0-0		0-2-0		0-1-0			
0-8-2	0-0-0	0-0-		AWAY		0-2-0		0-2-1		0-2-1			
0-1-0	0-0-0	0-0-0		NEUTRAL		0-0-0		0-1-0		0-0-0			
0-5-0	0-0-0	0-0-0		CONFERENCE		0-1-0		0-0-0		0-4-0			
0-3-0	0-0-0	0-0-0		HOME		0-1-0		0-0-0		0-2-0			
0-2-0	0-0-0	0-0-0		AWAY		0-0-0		0-0-0		0-2-0			
0-0-0	0-0-0	0-0-0		NEUTRAL		0-0-0		0-0-0		0-0-0			
RPI S	Opponent	Score	RPI S	Opponent	Score	RPI S	Opponent	Score	RPI S	Opponent	Score		
			26 A	Radford	1 3	76 A	Monmouth	0 5	118 H	St. Francis Brooklyn	0 5		
			37 A	American	0 6	88 H	Hartwick	0 2	119 N	George Washington	1 3		
						94 A	UMBC	1 2	122 H	Bucknell	2 5		
									130 A	George Mason	1 5		
									145 A	Robert Morris	0 3		
									146 A	LIU Brooklyn	1 1		
									152 A	Georgia St.	1 3		
									153 A	Longwood	2 3		
									156 A	Appalachian St.	0 2		
									161 H	Ga. Southern	0 2		
									176 A	James Madison	2 2		
									186 H	Liberty	1 2		
									191 A	Saint Joseph's	2 3		
									199 H	NJIT	0 3		
			LAST 10 GAMES										
			88 H	Hartwick	0 2	122 H	Bucknell	2 5					
			152 A	Georgia St.	1 3	156 A	Appalachian St.	0 2					
			199 H	NJIT	0 3	176 A	James Madison	2 2					
			153 A	Longwood	2 3	145 A	Robert Morris	0 3					
			161 H	Ga. Southern	0 2	94 A	UMBC	1 2					

Non-Div. I Games:

Howard

Average RPI Win:	159	WON-LOST RECORD	WINNING PCT. RANK	LAST 10 GAMES	STRENGTH OF SCHEDULE	OPP. STRENGTH OF SCHEDULE	TEAM RPI	ADJ RPI	CONF. RPI	ADJ CONF. RPI				
DIV. I ONLY		2-16-1	.13158	198	1-8-1	166	201	203	.33328	203	19	19		
DIV. I NON-CONF.		1-9-1	.13636	194	0-1-1	75	205	190	.38083	195	13	13		
<hr/>														
TOTALS	RPI 1-25	RPI 26-50		W-L RECORDS		RPI 51-100		RPI 101-150		RPI 150+				
2-16-1	0-0-0	0-0-0		OVERALL		0-4-1		1-5-0		1-7-0				
1-7-1	0-0-0	0-0-0		HOME		0-2-1		0-1-0		1-4-0				
1-8-0	0-0-0	0-0-0		AWAY		0-2-0		1-3-0		0-3-0				
0-1-0	0-0-0	0-0-0		NEUTRAL		0-0-0		0-1-0		0-0-0				
<hr/>														
1-9-1	0-0-0	0-0-0		NON-CONFERENCE		0-2-1		0-4-0		1-3-0				
1-3-1	0-0-0	0-0-0		HOME		0-1-1		0-0-0		1-2-0				
0-5-0	0-0-0	0-0-		AWAY		0-1-0		0-3-0		0-1-0				
0-1-0	0-0-0	0-0-0		NEUTRAL		0-0-0		0-1-0		0-0-0				
<hr/>														
1-7-0	0-0-0	0-0-0		CONFERENCE		0-2-0		1-1-0		0-4-0				
0-4-0	0-0-0	0-0-0		HOME		0-1-0		0-1-0		0-2-0				
1-3-0	0-0-0	0-0-0		AWAY		0-1-0		1-0-0		0-2-0				
0-0-0	0-0-0	0-0-0		NEUTRAL		0-0-0		0-0-0		0-0-0				
<hr/>														
RPI	S	Opponent	Score	RPI	S	Opponent	Score	RPI	S	Opponent	Score			
				66 H Binghamton				0	0	106 A Saint Francis (PA)			0	1
				73 A Western Mich.				0	8	118 A St. Francis Brooklyn			0	3
				88 H Hartwick				0	1	119 A George Washington			2	1
				90 H Saint Louis				0	1	139 H Davidson			1	2
				93 A VCU				0	2	146 A LIU Brooklyn			0	4
										149 N Detroit			1	2
										157 A Duquesne			0	3
										159 H Buffalo			0	6
										165 H Massachusetts			1	2
										167 H La Salle			0	3
										181 H Canisius			0	3
										191 A Saint Joseph's			1	4
						199 H NJIT			2	1				
						206 A Niagara			0	4				
<hr/>														
				LAST 10 GAMES										
191 A Saint Joseph's				1	4	139 H Davidson				1	2			
90 H Saint Louis				0	1	167 H La Salle				0	3			
157 A Duquesne				0	3	93 A VCU				0	2			
119 A George Washington				2	1	159 H Buffalo				0	6			
165 H Massachusetts				1	2	66 H Binghamton				0	0			

Non-Div. I Games:

St. Bonaventure

VMI				Through Games Of Nov. 15, 2015								
Average RPI Win:	0	WON-LOST	WINNING	LAST 10	STRENGTH OF	OPP. STRENGTH	TEAM	ADJ	CONF.	ADJ CONF.		
Average RPI Loss:	112	RECORD	PCT. RANK	GAMES	SCHEDULE	OF SCHEDULE	RPI	RPI	RPI	RPI		
DIV. I ONLY		0-19-0	0 206	0-10-0		149	175	206	.33097	204	14	14
DIV. I NON-CONF.		0-8-0	0 204	0-0-0		195	201	206	.2844	206	15	15
-----												
TOTALS	RPI 1-25		RPI 26-50		W-L RECORDS		RPI 51-100		RPI 101-150		RPI 150+	
0-19-0	0-0-0		0-0-0		OVERALL		0-9-0		0-5-0		0-5-0	
0-7-0	0-0-0		0-0-0		HOME		0-4-0		0-2-0		0-1-0	
0-12-0	0-0-0		0-0-0		AWAY		0-5-0		0-3-0		0-4-0	
0-0-0	0-0-0		0-0-0		NEUTRAL		0-0-0		0-0-0		0-0-0	
0-8-0	0-0-0		0-0-0		NON-CONFERENCE		0-0-0		0-3-0		0-5-0	
0-2-0	0-0-0		0-0-0		HOME		0-0-0		0-1-0		0-1-0	
0-6-0	0-0-0		0-0-		AWAY		0-0-0		0-2-0		0-4-0	
0-0-0	0-0-0		0-0-0		NEUTRAL		0-0-0		0-0-0		0-0-0	
0-11-0	0-0-0		0-0-0		CONFERENCE		0-9-0		0-2-0		0-0-0	
0-5-0	0-0-0		0-0-0		HOME		0-4-0		0-1-0		0-0-0	
0-6-0	0-0-0		0-0-0		AWAY		0-5-0		0-1-0		0-0-0	
0-0-0	0-0-0		0-0-0		NEUTRAL		0-0-0		0-0-0		0-0-0	
RPI S	Opponent	Score	RPI S	Opponent	Score	RPI S	Opponent	Score	RPI S	Opponent	Score	
						70 A Mercer		1 2	107 H Virginia Tech		1 2	
						70 A Mercer		0 7	111 A High Point		0 1	
						70 H Mercer		1 2	112 A Wofford		1 3	
						74 A ETSU		2 3	112 H Wofford		0 6	
						74 H ETSU		0 3	125 A Pittsburgh		0 4	
						86 A UNCG		0 11	153 A Longwood		1 4	
						86 H UNCG		0 7	160 H UNC Asheville		0 1	
						91 A Furman		1 3	172 A USC Upstate		0 3	
						91 H Furman		0 3	176 A James Madison		0 2	
									186 A Liberty		0 3	
					LAST 10 GAMES							
						70 A Mercer		0 7	74 H ETSU		0 3	
						112 H Wofford		0 6	70 H Mercer		1 2	
						86 A UNCG		0 11	86 H UNCG		0 7	
						70 A Mercer		1 2	112 A Wofford		1 3	
						91 A Furman		1 3	74 A ETSU		2 3	

Average RPI Win: 0		WON-LOST RECORD		WINNING PCT. RANK		LAST 10 GAMES		STRENGTH OF SCHEDULE		OPP. STRENGTH OF SCHEDULE		TEAM RPI		ADJ RPI		CONF. RPI		ADJ CONF. RPI	
DIV. I ONLY		0-16-1		.02941 205		0-9-1		144		202		205		.31402 205		18		18	
DIV. I NON-CONF.		0-8-0		0 204		0-1-0		130		206		205		.32146 205		16		16	
TOTALS		RPI 1-25		RPI 26-50		W-L RECORDS		RPI 51-100		RPI 101-150		RPI 150+							
0-16-1		0-1-0		0-1-0		OVERALL		0-2-0		0-3-1		0-9-0							
0-9-0		0-1-0		0-1-0		HOME		0-0-0		0-2-0		0-5-0							
0-7-1		0-0-0		0-0-0		AWAY		0-2-0		0-1-1		0-4-0							
0-0-0		0-0-0		0-0-0		NEUTRAL		0-0-0		0-0-0		0-0-0							
0-8-0		0-0-0		0-0-0		NON-CONFERENCE		0-1-0		0-2-0		0-5-0							
0-5-0		0-0-0		0-0-0		HOME		0-0-0		0-1-0		0-4-0							
0-3-0		0-0-0		0-0-		AWAY		0-1-0		0-1-0		0-1-0							
0-0-0		0-0-0		0-0-0		NEUTRAL		0-0-0		0-0-0		0-0-0							
0-8-1		0-1-0		0-1-0		CONFERENCE		0-1-0		0-1-1		0-4-0							
0-4-0		0-1-0		0-1-0		HOME		0-0-0		0-1-0		0-1-0							
0-4-1		0-0-0		0-0-0		AWAY		0-1-0		0-0-1		0-3-0							
0-0-0		0-0-0		0-0-0		NEUTRAL		0-0-0		0-0-0		0-0-0							
RPI S	Opponent	Score		RPI S	Opponent	Score		RPI S	Opponent	Score		RPI S	Opponent	Score					
22 H	Coastal Caro.	0 2		26 H	Radford	0 2		70 A	Mercer	0 2		111 A	High Point	0 0					
								87 A	Winthrop	0 4		112 A	Wofford	1 3					
												116 H	Campbell	1 3					
												146 H	LIU Brooklyn	1 3					
												152 H	Georgia St.	1 5					
												153 A	Longwood	0 1					
												156 H	Appalachian St.	0 3					
												160 A	UNC Asheville	1 4					
												161 A	Ga. Southern	0 2					
												172 H	USC Upstate	0 7					
												180 H	Gardner-Webb	0 1					
												186 A	Liberty	1 5					
												192 H	UTRGV	0 2					
				LAST 10 GAMES															
				160 A	UNC Asheville	1 4		87 A	Winthrop	0 4									
				186 A	Liberty	1 5		22 H	Coastal Caro.	0 2									
				180 H	Gardner-Webb	0 1		111 A	High Point	0 0									
				116 H	Campbell	1 3		156 H	Appalachian St.	0 3									
				153 A	Longwood	0 1		26 H	Radford	0 2									

Non-Div. I Games:

Presbyterian

Average RPI Win:		203	WON-LOST RECORD		WINNING PCT. RANK		LAST 10 GAMES		STRENGTH OF SCHEDULE		OPP. STRENGTH OF SCHEDULE		TEAM RPI		ADJ RPI		CONF. RPI		ADJ CONF. RPI	
DIV. I ONLY			1-16-3		.125	199	0-8-2		187		194		204		.31095	206	22		23	
DIV. I NON-CONF.			1-6-2		.22222	184	0-0-1		174		191		204		.34152	204	23		22	
TOTALS		RPI 1-25		RPI 26-50		W-L RECORDS		RPI 51-100		RPI 101-150		RPI 150+								
1-16-3		0-0-0		0-1-0		OVERALL		0-3-0		0-3-1		1-9-2								
1-6-1		0-0-0		0-0-0		HOME		0-1-0		0-1-0		1-4-1								
0-9-2		0-0-0		0-1-0		AWAY		0-2-0		0-2-1		0-4-1								
0-1-0		0-0-0		0-0-0		NEUTRAL		0-0-0		0-0-0		0-1-0								
1-6-2		0-0-0		0-1-0		NON-CONFERENCE		0-1-0		0-2-1		1-2-1								
1-2-0		0-0-0		0-0-0		HOME		0-0-0		0-1-0		1-1-0								
0-4-2		0-0-0		0-0-		AWAY		0-1-0		0-1-1		0-1-1								
0-0-0		0-0-0		0-0-0		NEUTRAL		0-0-0		0-0-0		0-0-0								
0-10-1		0-0-0		0-0-0		CONFERENCE		0-2-0		0-1-0		0-7-1								
0-4-1		0-0-0		0-0-0		HOME		0-1-0		0-0-0		0-3-1								
0-5-0		0-0-0		0-0-0		AWAY		0-1-0		0-1-0		0-3-0								
0-1-0		0-0-0		0-0-0		NEUTRAL		0-0-0		0-0-0		0-1-0								
RPI	S	Opponent		Score		RPI	S	Opponent		Score		RPI	S	Opponent		Score				
						46	A	Michigan	1	2			63	A	Michigan St.	0	4			
													76	A	Monmouth	3	5			
													98	H	Rider	0	2			
													106	A	Saint Francis (PA)	0	2			
													125	A	Pittsburgh	1	1			
													132	A	Iona	1	6			
													145	H	Robert Morris	0	1			
													151	A	Siena	0	2			
													151	N	Siena	0	1			
													157	H	Duquesne	1	3			
													158	H	Fairfield	0	1			
													159	A	Buffalo	2	2			
													164	H	Marist	0	1			
													169	H	Saint Peter's	0	1			
													181	A	Canisius	0	2			
													188	A	Manhattan	0	1			
													196	H	Quinnipiac	1	1			
													199	A	NJIT	2	3			
													203	H	St. Bonaventure	4	0			
LAST 10 GAMES																				
						151	N	Siena	0	1	169	H	Saint Peter's	0	1					
						158	H	Fairfield	0	1	98	H	Rider	0	2					
						164	H	Marist	0	1	188	A	Manhattan	0	1					
						76	A	Monmouth	3	5	125	A	Pittsburgh	1	1					
						181	A	Canisius	0	2	196	H	Quinnipiac	1	1					

**Non-Div. I Games:**

Niagara