

W
a
k
e
F
o
r
e
s
t

Wake Forest

Average RPI Win:	63	WON-LOST RECORD	WINNING PCT. RANK	LAST 10 GAMES	STRENGTH OF SCHEDULE	OPP. STRENGTH OF SCHEDULE	TEAM RPI	ADJ RPI	CONF. RPI	ADJ CONF. RPI		
DIV. I ONLY		14-1-2	.88235	3	9-0-1	7	3	2	.68346	2	1	1
DIV. I NON-CONF.		8-0-1	.94444	2	4-0-0	23	45	3	.6495	3	1	1
<hr/>												
TOTALS	RPI 1-25	RPI 26-50		W-L RECORDS		RPI 51-100		RPI 101-150		RPI 150+		
14-1-2	5-1-2	3-0-0		OVERALL		3-0-0		1-0-0		2-0-0		
9-0-1	3-0-1	2-0-0		HOME		3-0-0		0-0-0		1-0-0		
5-1-1	2-1-1	1-0-0		AWAY		0-0-0		1-0-0		1-0-0		
0-0-0	0-0-0	0-0-0		NEUTRAL		0-0-0		0-0-0		0-0-0		
8-0-1	2-0-1	1-0-0		NON-CONFERENCE		2-0-0		1-0-0		2-0-0		
5-0-1	1-0-1	1-0-0		HOME		2-0-0		0-0-0		1-0-0		
3-0-0	1-0-0	0-0-		AWAY		0-0-0		1-0-0		1-0-0		
0-0-0	0-0-0	0-0-0		NEUTRAL		0-0-0		0-0-0		0-0-0		
6-1-1	3-1-1	2-0-0		CONFERENCE		1-0-0		0-0-0		0-0-0		
4-0-0	2-0-0	1-0-0		HOME		1-0-0		0-0-0		0-0-0		
2-1-1	1-1-1	1-0-0		AWAY		0-0-0		0-0-0		0-0-0		
0-0-0	0-0-0	0-0-0		NEUTRAL		0-0-0		0-0-0		0-0-0		
RPI	S	Opponent	Score	RPI	S	Opponent	Score	RPI	S	Opponent	Score	
1	A	Wake Forest	1 1	27	A	North Carolina St.	4 1	63	H	Mercer	4 1	
6	A	Notre Dame	0 1	39	H	Duke	2 1	81	H	ETSU	3 1	
10	A	Syracuse	1 0	43	H	Brown	3 1	100	H	Virginia Tech	2 0	
13	H	Coastal Caro.	1 1									
16	H	Boston College	1 0									
18	H	South Carolina	3 0									
24	A	Charlotte	1 0									
25	H	Louisville	4 2									
				LAST 10 GAMES								
				27	A	North Carolina St.	4 1	24	A	Charlotte	1 0	
				16	H	Boston College	1 0	100	H	Virginia Tech	2 0	
				157	H	Ga. Southern	3 1	177	A	Gardner-Webb	4 0	
				10	A	Syracuse	1 0	1	A	Wake Forest	1 1	
				25	H	Louisville	4 2	43	H	Brown	3 1	

Non-Div. I Games:

Clemson

Average RPI Win: 66		WON-LOST RECORD		WINNING PCT. RANK		LAST 10 GAMES		STRENGTH OF SCHEDULE		OPP. STRENGTH OF SCHEDULE		TEAM RPI		ADJ RPI		CONF. RPI		ADJ CONF. RPI	
DIV. I ONLY		14-1-2		.88235 3		8-1-1		20		2		3		.64338 3		1		1	
DIV. I NON-CONF.		8-0-1		.94444 2		4-0-0		66		20		11		.61492 12		1		1	
TOTALS		RPI 1-25		RPI 26-50		W-L RECORDS		RPI 51-100		RPI 101-150		RPI 150+							
14-1-2		3-1-1		3-0-0		OVERALL		5-0-1		3-0-0		0-0-0							
11-0-1		3-0-0		3-0-0		HOME		4-0-1		1-0-0		0-0-0							
3-1-1		0-1-1		0-0-0		AWAY		1-0-0		2-0-0		0-0-0							
0-0-0		0-0-0		0-0-0		NEUTRAL		0-0-0		0-0-0		0-0-0							
8-0-1		0-0-0		2-0-0		NON-CONFERENCE		4-0-1		2-0-0		0-0-0							
7-0-1		0-0-0		2-0-0		HOME		4-0-1		1-0-0		0-0-0							
1-0-0		0-0-0		0-0-		AWAY		0-0-0		1-0-0		0-0-0							
0-0-0		0-0-0		0-0-0		NEUTRAL		0-0-0		0-0-0		0-0-0							
6-1-1		3-1-1		1-0-0		CONFERENCE		1-0-0		1-0-0		0-0-0							
4-0-0		3-0-0		1-0-0		HOME		0-0-0		0-0-0		0-0-0							
2-1-1		0-1-1		0-0-0		AWAY		1-0-0		1-0-0		0-0-0							
0-0-0		0-0-0		0-0-0		NEUTRAL		0-0-0		0-0-0		0-0-0							
RPI	S	Opponent		Score		RPI	S	Opponent		Score		RPI	S	Opponent		Score			
1	A	Wake Forest		0 1		30	H	FIU		1 0		54	H	UNCW		3 0			
6	H	Notre Dame		4 2		37	H	Tulsa		2 1		72	H	Santa Clara		3 0			
10	H	Syracuse		2 1		39	H	Duke		2 1		74	H	North Florida		2 1			
23	A	Virginia		0 0								83	H	Col. of Charleston		3 2			
25	H	Louisville		2 1								91	H	William & Mary		1 1			
												100	A	Virginia Tech		2 0			
LAST 10 GAMES																			
		23 A Virginia		0 0				83 H Col. of Charleston		3 2									
		148 H Northeastern		1 0				10 H Syracuse		2 1									
		25 H Louisville		2 1				54 H UNCW		3 0									
		118 A Campbell		6 1				124 A Pittsburgh		2 0									
		1 A Wake Forest		0 1				39 H Duke		2 1									

Non-Div. I Games:

North Carolina

Average RPI Win: 83		WON-LOST RECORD		WINNING PCT. RANK		LAST 10 GAMES		STRENGTH OF SCHEDULE		OPP. STRENGTH OF SCHEDULE		TEAM RPI		ADJ RPI		CONF. RPI		ADJ CONF. RPI	
DIV. I ONLY		13-1-2		.875 6		7-1-2		60		6		6		.63842 4		2		2	
DIV. I NON-CONF.		7-1-0		.875 8		1-0-0		116		12		17		.60072 15		7		7	
TOTALS		RPI 1-25		RPI 26-50		W-L RECORDS		RPI 51-100		RPI 101-150		RPI 150+							
13-1-2		3-1-1		1-0-0		OVERALL		4-1-1		4-0-0		1-0-0							
7-0-2		0-0-1		0-0-0		HOME		2-0-1		4-0-0		1-0-0							
6-1-0		3-1-0		1-0-0		AWAY		2-1-0		0-0-0		0-0-0							
0-0-0		0-0-0		0-0-0		NEUTRAL		0-0-0		0-0-0		0-0-0							
7-1-0		2-1-0		0-0-0		NON-CONFERENCE		0-0-0		4-0-0		1-0-0							
5-0-0		0-0-0		0-0-0		HOME		0-0-0		4-0-0		1-0-0							
2-1-0		2-1-0		0-0-		AWAY		0-0-0		0-0-0		0-0-0							
0-0-0		0-0-0		0-0-0		NEUTRAL		0-0-0		0-0-0		0-0-0							
6-1-2		1-0-1		1-0-0		CONFERENCE		4-1-1		0-0-0		0-0-0							
2-0-2		0-0-1		0-0-0		HOME		2-0-1		0-0-0		0-0-0							
4-1-0		1-0-0		1-0-0		AWAY		2-1-0		0-0-0		0-0-0							
0-0-0		0-0-0		0-0-0		NEUTRAL		0-0-0		0-0-0		0-0-0							
RPI S	Opponent		Score		RPI S	Opponent		Score		RPI S	Opponent		Score						
12 A	SMU		3	2	44 A	California		2	1	65 A	Oregon St.		2	0					
17 A	UC Santa Barbara		0	1						65 H	Oregon St.		3	0					
19 A	UCLA		2	1						67 A	Washington		1	2					
19 H	UCLA		2	2						67 H	Washington		0	0					
25 A	Louisville		1	0						71 A	San Diego St.		3	1					
										71 H	San Diego St.		3	1					
LAST 10 GAMES																			
					67 A	Washington		1	2	19 A	UCLA		2	1					
					65 A	Oregon St.		2	0	65 H	Oregon St.		3	0					
					71 H	San Diego St.		3	1	67 H	Washington		0	0					
					19 H	UCLA		2	2	44 A	California		2	1					
					71 A	San Diego St.		3	1	119 H	Davidson		1	0					

Non-Div. I Games:

Stanford

Average RPI Win:	79	WON-LOST	WINNING	LAST 10	STRENGTH OF	OPP. STRENGTH	TEAM	ADJ	CONF.	ADJ CONF.		
Average RPI Loss:	14	RECORD	PCT. RANK	GAMES	SCHEDULE	OF SCHEDULE	RPI	RPI	RPI	RPI		
DIV. I ONLY		12-3-2	.76471	12	8-1-1	12	23	4	.63359	5	8	9
DIV. I NON-CONF.		9-3-1	.73077	29	5-1-0	21	3	8	.64329	5	11	11
<hr/>												
TOTALS	RPI 1-25	RPI 26-50		W-L RECORDS		RPI 51-100		RPI 101-150		RPI 150+		
12-3-2	2-3-1	1-0-0		OVERALL		5-0-1		3-0-0		1-0-0		
5-2-1	0-2-1	0-0-0		HOME		4-0-0		1-0-0		0-0-0		
7-1-1	2-1-0	1-0-0		AWAY		1-0-1		2-0-0		1-0-0		
0-0-0	0-0-0	0-0-0		NEUTRAL		0-0-0		0-0-0		0-0-0		
9-3-1	2-3-1	1-0-0		NON-CONFERENCE		4-0-0		2-0-0		0-0-0		
4-2-1	0-2-1	0-0-0		HOME		4-0-0		0-0-0		0-0-0		
5-1-0	2-1-0	1-0-		AWAY		0-0-0		2-0-0		0-0-0		
0-0-0	0-0-0	0-0-0		NEUTRAL		0-0-0		0-0-0		0-0-0		
3-0-1	0-0-0	0-0-0		CONFERENCE		1-0-1		1-0-0		1-0-0		
1-0-0	0-0-0	0-0-0		HOME		0-0-0		1-0-0		0-0-0		
2-0-1	0-0-0	0-0-0		AWAY		1-0-1		0-0-0		1-0-0		
0-0-0	0-0-0	0-0-0		NEUTRAL		0-0-0		0-0-0		0-0-0		
RPI	S	Opponent	Score	RPI	S	Opponent	Score	RPI	S	Opponent	Score	
1	H	Wake Forest	1 2	35	A	Maryland	3 2	52	H	Michigan St.	4 1	
9	A	Georgetown	1 0					66	A	Western Mich.	1 1	
15	H	Ohio St.	3 3					70	H	Saint Louis	3 2	
17	A	UC Santa Barbara	2 0					72	H	Santa Clara	2 0	
19	H	UCLA	2 4					82	H	Penn St.	1 0	
21	A	Old Dominion	1 4					99	A	West Virginia	2 0	

Non-Div. I Games:

Akron

Average RPI Win: 56		WON-LOST	WINNING	LAST 10	STRENGTH OF		OPP. STRENGTH	TEAM	ADJ	CONF.	ADJ CONF.
Average RPI Loss: 17		RECORD	PCT. RANK	GAMES	SCHEDULE		OF SCHEDULE	RPI	RPI	RPI	RPI
DIV. I ONLY		9-3-5	.67647	34	5-1-4		3	4	7	.6215	6
DIV. I NON-CONF.		5-1-3	.72222	31	2-0-2		35	11	20	.59037	18
TOTALS		RPI 1-25	RPI 26-50		W-L RECORDS		RPI 51-100		RPI 101-150		RPI 150+
9-3-5		3-2-0	2-1-4		OVERALL		1-0-1		3-0-0		0-0-0
7-1-1		3-0-0	1-1-1		HOME		0-0-0		3-0-0		0-0-0
2-2-3		0-2-0	1-0-2		AWAY		1-0-1		0-0-0		0-0-0
0-0-1		0-0-0	0-0-1		NEUTRAL		0-0-0		0-0-0		0-0-0
5-1-3		1-0-0	1-1-3		NON-CONFERENCE		1-0-0		2-0-0		0-0-0
3-1-1		1-0-0	0-1-1		HOME		0-0-0		2-0-0		0-0-0
2-0-1		0-0-0	1-1-		AWAY		1-0-0		0-0-0		0-0-0
0-0-1		0-0-0	0-0-1		NEUTRAL		0-0-0		0-0-0		0-0-0
4-2-2		2-2-0	1-0-1		CONFERENCE		0-0-1		1-0-0		0-0-0
4-0-0		2-0-0	1-0-0		HOME		0-0-0		1-0-0		0-0-0
0-2-2		0-2-0	0-0-1		AWAY		0-0-1		0-0-0		0-0-0
0-0-0		0-0-0	0-0-0		NEUTRAL		0-0-0		0-0-0		0-0-0
RPI S	Opponent	Score		RPI S	Opponent	Score		RPI S	Opponent	Score	
1 A	Wake Forest	1	2	26 A	Indiana	1	0	52 A	Michigan St.	4	0
2 H	Clemson	1	0	27 A	North Carolina St.	1	1	100 A	Virginia Tech	0	0
3 A	North Carolina	2	4	34 A	Northwestern	1	1				
8 H	South Fla.	2	0	35 N	Maryland	0	0				
23 H	Virginia	3	1	39 H	Duke	3	2				
				41 H	Michigan	1	1				
				46 H	Xavier	0	1				
				LAST 10 GAMES							
				124 H	Pittsburgh	5	0	41 H	Michigan	1	1
				1 A	Wake Forest	1	2	27 A	North Carolina St.	1	1
				34 A	Northwestern	1	1	128 H	Marquette	4	2
				100 A	Virginia Tech	0	0	23 H	Virginia	3	1
				39 H	Duke	3	2	52 A	Michigan St.	4	0

Non-Div. I Games:

Notre Dame

Average RPI Win:	94	WON-LOST	WINNING	LAST 10	STRENGTH OF	OPP. STRENGTH	TEAM	ADJ	CONF.	ADJ CONF.					
Average RPI Loss:	46	RECORD	PCT. RANK	GAMES	SCHEDULE	OF SCHEDULE	RPI	RPI	RPI	RPI					
DIV. I ONLY		16-1-0	.94118	1	9-1-0	103	42	5	.62117	7	6	7			
DIV. I NON-CONF.		9-0-0	1	1	2-0-0	52	38	5	.64116	6	6	6			
<hr/>															
TOTALS	RPI 1-25	RPI 26-50		W-L RECORDS		RPI 51-100		RPI 101-150		RPI 150+					
16-1-0	0-0-0	3-1-0		OVERALL		7-0-0		4-0-0		2-0-0					
11-1-0	0-0-0	2-1-0		HOME		5-0-0		3-0-0		1-0-0					
5-0-0	0-0-0	1-0-0		AWAY		2-0-0		1-0-0		1-0-0					
0-0-0	0-0-0	0-0-0		NEUTRAL		0-0-0		0-0-0		0-0-0					
9-0-0	0-0-0	2-0-0		NON-CONFERENCE		5-0-0		1-0-0		1-0-0					
8-0-0	0-0-0	2-0-0		HOME		4-0-0		1-0-0		1-0-0					
1-0-0	0-0-0	0-0-		AWAY		1-0-0		0-0-0		0-0-0					
0-0-0	0-0-0	0-0-0		NEUTRAL		0-0-0		0-0-0		0-0-0					
7-1-0	0-0-0	1-1-0		CONFERENCE		2-0-0		3-0-0		1-0-0					
3-1-0	0-0-0	0-1-0		HOME		1-0-0		2-0-0		0-0-0					
4-0-0	0-0-0	1-0-0		AWAY		1-0-0		1-0-0		1-0-0					
0-0-0	0-0-0	0-0-0		NEUTRAL		0-0-0		0-0-0		0-0-0					
RPI	S	Opponent	Score	RPI	S	Opponent	Score	RPI	S	Opponent	Score	RPI	S	Opponent	Score
				37	H	Tulsa	1 0	52	A	Michigan St.	1 0	110	H	Northern Ill.	2 0
				41	H	Michigan	1 0	53	H	CSUN	2 1	117	H	DePaul	1 0
				46	H	Xavier	1 2	61	H	Villanova	5 1	128	A	Marquette	3 1
				50	A	Butler	1 0	64	A	Providence	3 1	150	H	St. John's (NY)	2 1
								87	H	Drake	2 1	178	H	Milwaukee	4 0
								88	H	Missouri St.	4 0	183	A	Seton Hall	4 2
								98	H	UC Irvine	4 0				
<hr/>															
				LAST 10 GAMES											
				64	A	Providence	3 1	150	H	St. John's (NY)	2 1				
				46	H	Xavier	1 2	87	H	Drake	2 1				
				61	H	Villanova	5 1	117	H	DePaul	1 0				
				128	A	Marquette	3 1	88	H	Missouri St.	4 0				
				50	A	Butler	1 0	183	A	Seton Hall	4 2				

Non-Div. I Games:

Creighton

Average RPI Win: 73		WON-LOST RECORD		WINNING PCT. RANK		LAST 10 GAMES		STRENGTH OF SCHEDULE		OPP. STRENGTH OF SCHEDULE		TEAM RPI		ADJ RPI		CONF. RPI		ADJ CONF. RPI					
DIV. I ONLY		10-4-3		.67647 34		5-2-3		4		32		8		.61 8		4		4					
DIV. I NON-CONF.		5-3-1		.61111 58		0-1-1		1		33		6		.63404 8		5		5					
TOTALS		RPI 1-25		RPI 26-50		W-L RECORDS		RPI 51-100		RPI 101-150		RPI 150+											
10-4-3		1-2-2		2-1-0		OVERALL		5-1-0		1-0-1		1-0-0											
8-0-2		1-0-2		1-0-0		HOME		4-0-0		1-0-0		1-0-0											
2-3-1		0-2-0		1-0-0		AWAY		1-1-0		0-0-1		0-0-0											
0-1-0		0-0-0		0-1-0		NEUTRAL		0-0-0		0-0-0		0-0-0											
5-3-1		1-2-1		1-1-0		NON-CONFERENCE		2-0-0		0-0-0		1-0-0											
5-0-1		1-0-1		1-0-0		HOME		2-0-0		0-0-0		1-0-0											
0-2-0		0-2-0		0-0-		AWAY		0-0-0		0-0-0		0-0-0											
0-1-0		0-0-0		0-1-0		NEUTRAL		0-0-0		0-0-0		0-0-0											
5-1-2		0-0-1		1-0-0		CONFERENCE		3-1-0		1-0-1		0-0-0											
3-0-1		0-0-1		0-0-0		HOME		2-0-0		1-0-0		0-0-0											
2-1-1		0-0-0		1-0-0		AWAY		1-1-0		0-0-1		0-0-0											
0-0-0		0-0-0		0-0-0		NEUTRAL		0-0-0		0-0-0		0-0-0											
RPI	S	Opponent		Score		RPI	S	Opponent		Score		RPI	S	Opponent		Score							
6	A	Notre Dame		0	2	26	N	Indiana		0	2	62	A	UConn		1	2	102	H	UCF	3	1	
9	H	Georgetown		2	0	31	H	FGCU		2	1	62	H	UConn		1	0	135	A	Memphis	0	0	
12	H	SMU		2	2	37	A	Tulsa		2	1	73	A	Temple		1	0	157	H	Ga. Southern	2	1	
14	A	Denver		0	1							74	H	North Florida		2	0						
21	H	Old Dominion		1	1							88	H	Missouri St.		2	0						
												94	H	Cincinnati		3	0						
LAST 10 GAMES																							
						62	A	UConn		1	2	94	H	Cincinnati		3	0						
						21	H	Old Dominion		1	1	37	A	Tulsa		2	1						
						12	H	SMU		2	2	73	A	Temple		1	0						
						102	H	UCF		3	1	14	A	Denver		0	1						
						135	A	Memphis		0	0	62	H	UConn		1	0						

Non-Div. I Games:

South Fla.

Average RPI Win:	82	WON-LOST RECORD	WINNING PCT. RANK	LAST 10 GAMES	STRENGTH OF SCHEDULE	OPP. STRENGTH OF SCHEDULE	TEAM RPI	ADJ RPI	CONF. RPI	ADJ CONF. RPI		
Average RPI Loss:	7											
DIV. I ONLY		12-2-2	.8125	9	10-0-0	58	12	9	.60566	9	6	7
DIV. I NON-CONF.		4-2-2	.625	53	2-0-0	19	1	4	.64544	4	6	6
<hr/>												
TOTALS	RPI 1-25	RPI 26-50		W-L RECORDS		RPI 51-100		RPI 101-150		RPI 150+		
12-2-2	1-2-0	4-0-1		OVERALL		3-0-0		3-0-1		1-0-0		
7-1-0	1-1-0	3-0-0		HOME		1-0-0		1-0-0		1-0-0		
5-1-2	0-1-0	1-0-1		AWAY		2-0-0		2-0-1		0-0-0		
0-0-0	0-0-0	0-0-0		NEUTRAL		0-0-0		0-0-0		0-0-0		
<hr/>												
4-2-2	1-2-0	2-0-1		NON-CONFERENCE		1-0-0		0-0-1		0-0-0		
3-1-0	1-1-0	2-0-0		HOME		0-0-0		0-0-0		0-0-0		
1-1-2	0-1-0	0-1-		AWAY		1-0-0		0-0-1		0-0-0		
0-0-0	0-0-0	0-0-0		NEUTRAL		0-0-0		0-0-0		0-0-0		
<hr/>												
8-0-0	0-0-0	2-0-0		CONFERENCE		2-0-0		3-0-0		1-0-0		
4-0-0	0-0-0	1-0-0		HOME		1-0-0		1-0-0		1-0-0		
4-0-0	0-0-0	1-0-0		AWAY		1-0-0		2-0-0		0-0-0		
0-0-0	0-0-0	0-0-0		NEUTRAL		0-0-0		0-0-0		0-0-0		
<hr/>												
RPI S	Opponent	Score		RPI S	Opponent	Score		RPI S	Opponent	Score		
5 H	Akron	0	1	31 A	FGCU	0	0	61 A	Villanova	2	1	
8 A	South Fla.	0	2	32 H	Radford	5	2	64 H	Providence	1	0	
19 H	UCLA	3	1	35 H	Maryland	2	1	99 A	West Virginia	3	1	
				46 A	Xavier	1	0					
				50 H	Butler	2	0					
				LAST 10 GAMES								
				61 A	Villanova	2	1	50 H	Butler	2	0	
				183 H	Seton Hall	3	2	46 A	Xavier	1	0	
				150 A	St. John's (NY)	1	0	35 H	Maryland	2	1	
				117 A	DePaul	1	0	64 H	Providence	1	0	
				128 H	Marquette	3	0	99 A	West Virginia	3	1	

Non-Div. I Games:

Georgetown

Average RPI Win: 80		WON-LOST	WINNING	LAST 10	STRENGTH OF		OPP. STRENGTH	TEAM	ADJ		CONF.	ADJ CONF.
Average RPI Loss: 14		RECORD	PCT. RANK	GAMES	SCHEDULE		OF SCHEDULE	RPI	RPI		RPI	RPI
DIV. I ONLY		10-5-2	.64706	42	6-3-1		9	8	11	.60211	10	1
DIV. I NON-CONF.		7-1-1	.83333	10	3-0-1		49	62	36	.56235	35	1
TOTALS		RPI 1-25	RPI 26-50		W-L RECORDS		RPI 51-100		RPI 101-150		RPI 150+	
10-5-2		0-4-1	3-1-0		OVERALL		3-0-0		4-0-1		0-0-0	
7-1-2		0-1-1	2-0-0		HOME		2-0-0		3-0-1		0-0-0	
3-4-0		0-3-0	1-1-0		AWAY		1-0-0		1-0-0		0-0-0	
0-0-0		0-0-0	0-0-0		NEUTRAL		0-0-0		0-0-0		0-0-0	
7-1-1		0-0-0	1-1-0		NON-CONFERENCE		3-0-0		3-0-1		0-0-0	
5-0-1		0-0-0	1-0-0		HOME		2-0-0		2-0-1		0-0-0	
2-1-0		0-0-0	0-0-		AWAY		1-0-0		1-0-0		0-0-0	
0-0-0		0-0-0	0-0-0		NEUTRAL		0-0-0		0-0-0		0-0-0	
3-4-1		0-4-1	2-0-0		CONFERENCE		0-0-0		1-0-0		0-0-0	
2-1-1		0-1-1	1-0-0		HOME		0-0-0		1-0-0		0-0-0	
1-3-0		0-3-0	1-0-0		AWAY		0-0-0		0-0-0		0-0-0	
0-0-0		0-0-0	0-0-0		NEUTRAL		0-0-0		0-0-0		0-0-0	
RPI S	Opponent	Score	RPI S	Opponent	Score	RPI S	Opponent	Score	RPI S	Opponent	Score	
1 A	Wake Forest	1 3	27 H	North Carolina St.	2 1	57 H	Albany (NY)	2 1	113 H	Bowling Green	3 0	
2 H	Clemson	0 1	29 H	Rutgers	2 1	60 A	Colgate	2 0	116 H	Hartford	2 2	
3 A	North Carolina	1 2	39 A	Duke	3 1	77 H	Binghamton	3 1	124 H	Pittsburgh	5 0	
16 A	Boston College	1 2	48 A	Hofstra	1 2				134 H	UC Riverside	4 1	
25 H	Louisville	1 1							137 A	Bucknell	1 0	
LAST 10 GAMES												
16 A	Boston College	1 2	3 A	North Carolina	1 2							
27 H	North Carolina St.	2 1	57 H	Albany (NY)	2 1							
116 H	Hartford	2 2	39 A	Duke	3 1							
2 H	Clemson	0 1	60 A	Colgate	2 0							
113 H	Bowling Green	3 0	124 H	Pittsburgh	5 0							

Non-Div. I Games:

Syracuse

Average RPI Win:		97	WON-LOST		WINNING		LAST 10		STRENGTH OF		OPP. STRENGTH		TEAM	ADJ		CONF.		ADJ CONF.						
Average RPI Loss:		77	RECORD		PCT. RANK		GAMES		SCHEDULE		OF SCHEDULE		RPI	RPI		RPI		RPI						
DIV. I ONLY			15-3-0		.83333		8		9-1-0		71		57		12		.60192		11		12		13	
DIV. I NON-CONF.			7-2-0		.77778		19		1-0-0		42		10		9		.63126		9		20		20	
TOTALS		RPI 1-25		RPI 26-50		W-L RECORDS		RPI 51-100		RPI 101-150		RPI 150+												
15-3-0		1-0-0		2-1-0		OVERALL		5-1-0		6-1-0		1-0-0												
9-1-0		1-0-0		1-0-0		HOME		2-1-0		5-0-0		0-0-0												
5-1-0		0-0-0		0-0-0		AWAY		3-0-0		1-1-0		1-0-0												
1-1-0		0-0-0		1-1-0		NEUTRAL		0-0-0		0-0-0		0-0-0												
7-2-0		1-0-0		2-1-0		NON-CONFERENCE		3-1-0		1-0-0		0-0-0												
4-1-0		1-0-0		1-0-0		HOME		1-1-0		1-0-0		0-0-0												
2-0-0		0-0-0		0-0-		AWAY		2-0-0		0-0-0		0-0-0												
1-1-0		0-0-0		1-1-0		NEUTRAL		0-0-0		0-0-0		0-0-0												
8-1-0		0-0-0		0-0-0		CONFERENCE		2-0-0		5-1-0		1-0-0												
5-0-0		0-0-0		0-0-0		HOME		1-0-0		4-0-0		0-0-0												
3-1-0		0-0-0		0-0-0		AWAY		1-0-0		1-1-0		1-0-0												
0-0-0		0-0-0		0-0-0		NEUTRAL		0-0-0		0-0-0		0-0-0												
RPI	S	Opponent		Score		RPI	S	Opponent		Score		RPI	S	Opponent		Score								
22	H	Dartmouth		2 1		28	N	Cal Poly		0 1		65	A	Oregon St.		2 1								
						34	N	Northwestern		3 0		67	H	Washington		2 1								
						49	H	Harvard		2 0		72	A	Santa Clara		1 0								
												76	A	UNLV		3 2								
												80	H	Gonzaga		0 1								
												92	H	CSU Bakersfield		3 1								

SMU		Average RPI Win:	92	WON-LOST RECORD	WINNING PCT. RANK	LAST 10 GAMES	STRENGTH OF SCHEDULE	OPP. STRENGTH OF SCHEDULE	TEAM RPI	ADJ RPI	CONF. RPI	ADJ CONF. RPI
DIV. I ONLY			12-2-3		.79412 11	9-0-1	43	21	13	.60172 12	4	4
DIV. I NON-CONF.			5-2-2		.66667 43	2-0-0	75	31	18	.58271 20	5	5
TOTALS		RPI 1-25	RPI 26-50		W-L RECORDS		RPI 51-100		RPI 101-150		RPI 150+	
12-2-3	0-2-1		2-0-1		OVERALL		5-0-0		5-0-0		0-0-1	
9-1-1	0-1-0		1-0-0		HOME		4-0-0		4-0-0		0-0-1	
3-1-2	0-1-1		1-0-1		AWAY		1-0-0		1-0-0		0-0-0	
0-0-0	0-0-0		0-0-0		NEUTRAL		0-0-0		0-0-0		0-0-0	
5-2-2	0-2-0		0-0-1		NON-CONFERENCE		2-0-0		3-0-0		0-0-1	
5-1-1	0-1-0		0-0-0		HOME		2-0-0		3-0-0		0-0-1	
0-1-1	0-1-0		0-1-		AWAY		0-0-0		0-0-0		0-0-0	
0-0-0	0-0-0		0-0-0		NEUTRAL		0-0-0		0-0-0		0-0-0	
7-0-1	0-0-1		2-0-0		CONFERENCE		3-0-0		2-0-0		0-0-0	
4-0-0	0-0-0		1-0-0		HOME		2-0-0		1-0-0		0-0-0	
3-0-1	0-0-1		1-0-0		AWAY		1-0-0		1-0-0		0-0-0	
0-0-0	0-0-0		0-0-0		NEUTRAL		0-0-0		0-0-0		0-0-0	
RPI S	Opponent	Score	RPI S	Opponent	Score	RPI S	Opponent	Score	RPI S	Opponent	Score	
4 H	Stanford	2 3	37 A	Tulsa	1 0	58 H	Ill.-Chicago	2 1	102 H	UCF	2 1	
8 A	South Fla.	2 2	37 H	Tulsa	3 2	62 H	UConn	1 0	122 H	Houston Baptist	3 1	
16 A	Boston College	2 4	49 A	Harvard	2 2	73 H	Temple	2 0	133 H	Sacramento St.	2 0	
						94 A	Cincinnati	1 0	135 A	Memphis	3 1	
						98 H	UC Irvine	2 0	147 H	Oral Roberts	2 1	
									161 H	Portland	0 0	
LAST 10 GAMES												
			73 H	Temple	2 0		135 A	Memphis	3 1			
			8 A	South Fla.	2 2		102 H	UCF	2 1			
			37 H	Tulsa	3 2		147 H	Oral Roberts	2 1			
			94 A	Cincinnati	1 0		37 A	Tulsa	1 0			
			62 H	UConn	1 0		98 H	UC Irvine	2 0			

Non-Div. I Games:

SMU

Average RPI Win:		114	WON-LOST RECORD		WINNING PCT. RANK	LAST 10 GAMES		STRENGTH OF SCHEDULE		OPP. STRENGTH OF SCHEDULE	TEAM RPI	ADJ RPI	CONF. RPI	ADJ CONF. RPI			
Average RPI Loss:		155															
DIV. I ONLY			12-1-2		.86667	7	8-1-1		94	77	14	.5982	13	18	18		
DIV. I NON-CONF.			6-0-1		.92857	4	2-0-0		25	5	2	.65621	2	19	19		
TOTALS		RPI 1-25		RPI 26-50		W-L RECORDS		RPI 51-100		RPI 101-150		RPI 150+					
12-1-2		2-0-1		1-0-1		OVERALL		1-0-0		4-0-0		4-1-0					
6-0-1		1-0-0		1-0-1		HOME		1-0-0		1-0-0		2-0-0					
5-1-1		1-0-1		0-0-0		AWAY		0-0-0		2-0-0		2-1-0					
1-0-0		0-0-0		0-0-0		NEUTRAL		0-0-0		1-0-0		0-0-0					
6-0-1		2-0-1		1-0-0		NON-CONFERENCE		1-0-0		2-0-0		0-0-0					
3-0-0		1-0-0		1-0-0		HOME		1-0-0		0-0-0		0-0-0					
3-0-1		1-0-1		0-0-		AWAY		0-0-0		2-0-0		0-0-0					
0-0-0		0-0-0		0-0-0		NEUTRAL		0-0-0		0-0-0		0-0-0					
6-1-1		0-0-0		0-0-1		CONFERENCE		0-0-0		2-0-0		4-1-0					
3-0-1		0-0-0		0-0-1		HOME		0-0-0		1-0-0		2-0-0					
2-1-0		0-0-0		0-0-0		AWAY		0-0-0		0-0-0		2-1-0					
1-0-0		0-0-0		0-0-0		NEUTRAL		0-0-0		1-0-0		0-0-0					
RPI	S	Opponent		Score		RPI	S	Opponent		Score		RPI	S	Opponent		Score	
2	A	Clemson		1	1	32	H	Radford		0	0	91	H	William & Mary		2	0
21	A	Old Dominion		2	0	48	H	Hofstra		2	1						
24	H	Charlotte		2	0												

Non-Div. I Games:

Coastal Caro.

Average RPI Win:		102	WON-LOST RECORD		WINNING PCT. RANK		LAST 10 GAMES		STRENGTH OF SCHEDULE		OPP. STRENGTH OF SCHEDULE		TEAM RPI		ADJ RPI		CONF. RPI		ADJ CONF. RPI								
DIV. I ONLY			12-0-3		.9 2		8-0-2		90		83		10		.5973 14		19		19								
DIV. I NON-CONF.			8-0-2		.9 5		4-0-1		40		35		7		.63521 7		17		17								
TOTALS		RPI 1-25		RPI 26-50		W-L RECORDS		RPI 51-100		RPI 101-150		RPI 150+															
12-0-3		1-0-1		2-0-0		OVERALL		3-0-0		4-0-0		2-0-2															
7-0-1		1-0-0		1-0-0		HOME		2-0-0		2-0-0		1-0-1															
4-0-1		0-0-0		0-0-0		AWAY		1-0-0		2-0-0		1-0-1															
1-0-1		0-0-1		1-0-0		NEUTRAL		0-0-0		0-0-0		0-0-0															
8-0-2		1-0-1		2-0-0		NON-CONFERENCE		3-0-0		2-0-0		0-0-1															
5-0-0		1-0-0		1-0-0		HOME		2-0-0		1-0-0		0-0-0															
2-0-1		0-0-0		0-0-		AWAY		1-0-0		1-0-0		0-0-1															
1-0-1		0-0-1		1-0-0		NEUTRAL		0-0-0		0-0-0		0-0-0															
4-0-1		0-0-0		0-0-0		CONFERENCE		0-0-0		2-0-0		2-0-1															
2-0-1		0-0-0		0-0-0		HOME		0-0-0		1-0-0		1-0-1															
2-0-0		0-0-0		0-0-0		AWAY		0-0-0		1-0-0		1-0-0															
0-0-0		0-0-0		0-0-0		NEUTRAL		0-0-0		0-0-0		0-0-0															
RPI	S	Opponent		Score		RPI	S	Opponent		Score		RPI	S	Opponent		Score											
8	H	South Fla.		1	0	42	N	San Diego		2	1	70	A	Saint Louis		1	0	112	H	Omaha	1	0					
17	N	UC Santa Barbara		2	2	47	H	Utah Valley		2	1	80	H	Gonzaga		2	1	121	H	Army West Point	1	0					
																		147	A	Oral Roberts		1	0				
																		150	A	St. John's (NY)		2	1				
																		161	A	Portland		0	0				
																		171	A	Western Ill.		2	0				
																		181	H	IUPUI		1	1				
																		184	H	Eastern Ill.		1	0				
						LAST 10 GAMES																					
						184 H Eastern Ill.						1	0	181 H IUPUI						1	1						
						161 A Portland						0	0	8 H South Fla.						1	0						
						112 H Omaha						1	0	171 A Western Ill.						2	0						
						147 A Oral Roberts						1	0	47 H Utah Valley						2	1						
						80 H Gonzaga						2	1	70 A Saint Louis						1	0						

Non-Div. I Games:

Denver

Average RPI Win: 66		WON-LOST RECORD		WINNING PCT. RANK		LAST 10 GAMES		STRENGTH OF SCHEDULE		OPP. STRENGTH OF SCHEDULE		TEAM RPI		ADJ RPI		CONF. RPI		ADJ CONF. RPI					
Average RPI Loss: 67																							
DIV. I ONLY		10-5-2		.64706		42		9-1-0		14		44		17		.59705		15					
DIV. I NON-CONF.		6-3-1		.65		49		5-0-0		18		63		16		.59753		16					
TOTALS		RPI 1-25		RPI 26-50		W-L RECORDS		RPI 51-100		RPI 101-150		RPI 150+											
10-5-2		1-0-1		3-2-0		OVERALL		3-2-1		3-1-0		0-0-0											
7-1-1		1-0-0		1-0-0		HOME		2-1-1		3-0-0		0-0-0											
3-4-1		0-0-1		2-2-0		AWAY		1-1-0		0-1-0		0-0-0											
0-0-0		0-0-0		0-0-0		NEUTRAL		0-0-0		0-0-0		0-0-0											
6-3-1		1-0-1		1-0-0		NON-CONFERENCE		2-2-0		2-1-0		0-0-0											
5-1-0		1-0-0		0-0-0		HOME		2-1-0		2-0-0		0-0-0											
1-2-1		0-0-1		1-0-		AWAY		0-1-0		0-1-0		0-0-0											
0-0-0		0-0-0		0-0-0		NEUTRAL		0-0-0		0-0-0		0-0-0											
4-2-1		0-0-0		2-2-0		CONFERENCE		1-0-1		1-0-0		0-0-0											
2-0-1		0-0-0		1-0-0		HOME		0-0-1		1-0-0		0-0-0											
2-2-0		0-0-0		1-2-0		AWAY		1-0-0		0-0-0		0-0-0											
0-0-0		0-0-0		0-0-0		NEUTRAL		0-0-0		0-0-0		0-0-0											
RPI	S	Opponent		Score		RPI	S	Opponent		Score		RPI	S	Opponent		Score		RPI	S	Opponent		Score	
5	A	Akron		3	3	26	A	Indiana		1	0	52	A	Michigan St.		2	1	108	A	UMBC		0	1
25	H	Louisville		1	0	29	A	Rutgers		0	1	56	H	Dayton		2	0	113	H	Bowling Green		2	1
						34	A	Northwestern		1	2	59	H	Cal St. Fullerton		2	0	126	H	Wisconsin		2	0
						35	H	Maryland		1	0	77	H	Binghamton		0	1	127	H	Cleveland St.		1	0
						36	A	Kentucky		1	0	82	H	Penn St.		1	1						
												89	A	Navy		0	3						
LAST 10 GAMES																							
						35	H	Maryland		1	0	26	A	Indiana		1	0						
						29	A	Rutgers		0	1	113	H	Bowling Green		2	1						
						127	H	Cleveland St.		1	0	52	A	Michigan St.		2	1						
						126	H	Wisconsin		2	0	25	H	Louisville		1	0						
						36	A	Kentucky		1	0	56	H	Dayton		2	0						

Non-Div. I Games:

Ohio St.

Average RPI Win:		67	WON-LOST RECORD		WINNING PCT. RANK		LAST 10 GAMES		STRENGTH OF SCHEDULE		OPP. STRENGTH OF SCHEDULE		TEAM RPI		ADJ RPI		CONF. RPI		ADJ CONF. RPI	
Average RPI Loss:		30																		
DIV. I ONLY			9-6-1		.59375 63		5-4-1		11		13		15		.5916 16		1 1			
DIV. I NON-CONF.			5-2-1		.6875 39		2-1-1		30		81		31		.57243 28		1 1			
TOTALS		RPI 1-25		RPI 26-50		W-L RECORDS		RPI 51-100		RPI 101-150		RPI 150+								
9-6-1		3-3-0		2-2-0		OVERALL		2-1-0		1-0-1		1-0-0								
6-2-0		3-1-0		0-0-0		HOME		1-1-0		1-0-0		1-0-0								
3-4-1		0-2-0		2-2-0		AWAY		1-0-0		0-0-1		0-0-0								
0-0-0		0-0-0		0-0-0		NEUTRAL		0-0-0		0-0-0		0-0-0								
5-2-1		1-0-0		2-1-0		NON-CONFERENCE		1-1-0		0-0-1		1-0-0								
3-1-0		1-0-0		0-0-0		HOME		1-1-0		0-0-0		0-0-0								
2-1-1		0-0-0		2-0-		AWAY		0-0-0		0-0-1		0-0-0								
0-0-0		0-0-0		0-0-0		NEUTRAL		0-0-0		0-0-0		0-0-0								
4-4-0		2-3-0		0-1-0		CONFERENCE		1-0-0		1-0-0		0-0-0								
3-1-0		2-1-0		0-0-0		HOME		0-0-0		1-0-0		0-0-0								
1-3-0		0-2-0		0-1-0		AWAY		1-0-0		0-0-0		0-0-0								
0-0-0		0-0-0		0-0-0		NEUTRAL		0-0-0		0-0-0		0-0-0								
RPI	S	Opponent			Score		RPI	S	Opponent			Score		RPI	S	Opponent			Score	
1	H	Wake Forest			0 5		27	A	North Carolina St.			1 2		62	H	UConn			3 1	
2	A	Clemson			0 1		33	A	Boston U.			3 2		78	H	Loyola Marymount			0 1	
10	H	Syracuse			2 1		43	A	Brown			1 0		100	A	Virginia Tech			4 1	
12	H	SMU			4 2		49	A	Harvard			1 2								
23	H	Virginia			2 1															
25	A	Louisville			1 2															
							LAST 10 GAMES													
							10	H	Syracuse			2 1		43	A	Brown			1 0	
							49	A	Harvard			1 2		1	H	Wake Forest			0 5	
							2	A	Clemson			0 1		125	A	Rhode Island			1 1	
							25	A	Louisville			1 2		100	A	Virginia Tech			4 1	
							23	H	Virginia			2 1		62	H	UConn			3 1	

Non-Div. I Games:

Boston College

Average RPI Win:	86	WON-LOST RECORD	WINNING PCT. RANK	LAST 10 GAMES	STRENGTH OF SCHEDULE	OPP. STRENGTH OF SCHEDULE	TEAM RPI	ADJ RPI	CONF. RPI	ADJ CONF. RPI	
DIV. I ONLY	12-5-2	.68421	30	7-2-1	25	33	18	.58979	17	7	6
DIV. I NON-CONF.	5-3-1	.61111	58	0-0-0	13	19	12	.62322	10	4	4
<hr/>											
TOTALS	RPI 1-25	RPI 26-50		W-L RECORDS	RPI 51-100		RPI 101-150		RPI 150+		
12-5-2	2-1-1	1-2-1		OVERALL	4-1-0		4-1-0		1-0-0		
7-1-1	1-1-0	1-0-1		HOME	2-0-0		3-0-0		0-0-0		
5-4-0	1-0-0	0-2-0		AWAY	2-1-0		1-1-0		1-0-0		
0-0-1	0-0-1	0-0-0		NEUTRAL	0-0-0		0-0-0		0-0-0		
<hr/>											
5-3-1	2-1-1	1-1-0		NON-CONFERENCE	1-1-0		0-0-0		1-0-0		
3-1-0	1-1-0	1-0-0		HOME	1-0-0		0-0-0		0-0-0		
2-2-0	1-0-0	0-0-		AWAY	0-1-0		0-0-0		1-0-0		
0-0-1	0-0-1	0-0-0		NEUTRAL	0-0-0		0-0-0		0-0-0		
<hr/>											
7-2-1	0-0-0	0-1-1		CONFERENCE	3-0-0		4-1-0		0-0-0		
4-0-1	0-0-0	0-0-1		HOME	1-0-0		3-0-0		0-0-0		
3-2-0	0-0-0	0-1-0		AWAY	2-0-0		1-1-0		0-0-0		
0-0-0	0-0-0	0-0-0		NEUTRAL	0-0-0		0-0-0		0-0-0		
<hr/>											
RPI S	Opponent	Score		RPI S	Opponent	Score		RPI S	Opponent	Score	
4 H	Stanford	1	0	28 A	Cal Poly	2	3	53 A	CSUN	2	1
5 H	Akron	0	2	28 H	Cal Poly	2	2	59 H	Cal St. Fullerton	2	1
14 N	Denver	2	2	38 A	New Mexico	1	2	62 A	UConn	1	2
19 A	UCLA	4	2	42 H	San Diego	4	0	83 H	Col. of Charleston	3	1
								98 A	UC Irvine	3	1

Non-Div. I Games:

UC Santa Barbara

Average RPI Win:	83	WON-LOST RECORD	WINNING PCT. RANK	LAST 10 GAMES	STRENGTH OF SCHEDULE	OPP. STRENGTH OF SCHEDULE	TEAM RPI	ADJ RPI	CONF. RPI	ADJ CONF. RPI				
DIV. I ONLY		9-6-1	.59375	63	6-4-0	8	25	16	.58324	18	5	5		
DIV. I NON-CONF.		3-4-1	.4375	135	1-2-0	2	22	10	.61974	11	2	3		
<hr/>														
TOTALS	RPI 1-25	RPI 26-50		W-L RECORDS		RPI 51-100		RPI 101-150		RPI 150+				
9-6-1	2-3-0	2-2-0		OVERALL		1-1-1		2-0-0		2-0-0				
7-0-1	2-0-0	2-0-0		HOME		1-0-1		0-0-0		2-0-0				
2-6-0	0-3-0	0-2-0		AWAY		0-1-0		2-0-0		0-0-0				
0-0-0	0-0-0	0-0-0		NEUTRAL		0-0-0		0-0-0		0-0-0				
3-4-1	1-2-0	0-1-0		NON-CONFERENCE		1-1-1		0-0-0		1-0-0				
3-0-1	1-0-0	0-0-0		HOME		1-0-1		0-0-0		1-0-0				
0-4-0	0-2-0	0-0-		AWAY		0-1-0		0-0-0		0-0-0				
0-0-0	0-0-0	0-0-0		NEUTRAL		0-0-0		0-0-0		0-0-0				
6-2-0	1-1-0	2-1-0		CONFERENCE		0-0-0		2-0-0		1-0-0				
4-0-0	1-0-0	2-0-0		HOME		0-0-0		0-0-0		1-0-0				
2-2-0	0-1-0	0-1-0		AWAY		0-0-0		2-0-0		0-0-0				
0-0-0	0-0-0	0-0-0		NEUTRAL		0-0-0		0-0-0		0-0-0				
RPI	S	Opponent	Score		RPI	S	Opponent	Score		RPI	S	Opponent	Score	
1	A	Wake Forest	0	2	27	A	North Carolina St.	1	2	54	A	UNCW	0	5
2	A	Clemson	0	3	30	H	FIU	2	0	63	H	Mercer	2	1
20	H	Elon	3	1	36	A	Kentucky	0	1	85	H	UNCG	3	3
21	H	Old Dominion	3	1	38	H	New Mexico	2	1					
24	A	Charlotte	0	2										

Non-Div. I Games:

South Carolina

Average RPI Win: 60		WON-LOST	WINNING	LAST 10	STRENGTH OF	OPP. STRENGTH	TEAM	ADJ	CONF.	ADJ CONF.				
Average RPI Loss: 44		RECORD	PCT. RANK	GAMES	SCHEDULE	OF SCHEDULE	RPI	RPI	RPI	RPI				
DIV. I ONLY		8-7-1	.53125	94	6-3-1	6	16	19	.58001	19	2	2		
DIV. I NON-CONF.		5-4-0	.55556	85	3-0-0	34	4	39	.5574	38	7	7		
<hr/>														
TOTALS		RPI 1-25	RPI 26-50		W-L RECORDS		RPI 51-100		RPI 101-150		RPI 150+			
8-7-1		1-3-1	3-2-0		OVERALL		3-1-0		1-1-0		0-0-0			
6-3-0		0-2-0	3-0-0		HOME		2-0-0		1-1-0		0-0-0			
2-4-1		1-1-1	0-2-0		AWAY		1-1-0		0-0-0		0-0-0			
0-0-0		0-0-0	0-0-0		NEUTRAL		0-0-0		0-0-0		0-0-0			
5-4-0		1-2-0	2-1-0		NON-CONFERENCE		1-0-0		1-1-0		0-0-0			
4-2-0		0-1-0	2-0-0		HOME		1-0-0		1-1-0		0-0-0			
1-2-0		1-1-0	0-0-		AWAY		0-0-0		0-0-0		0-0-0			
0-0-0		0-0-0	0-0-0		NEUTRAL		0-0-0		0-0-0		0-0-0			
3-3-1		0-1-1	1-1-0		CONFERENCE		2-1-0		0-0-0		0-0-0			
2-1-0		0-1-0	1-0-0		HOME		1-0-0		0-0-0		0-0-0			
1-2-1		0-0-1	0-1-0		AWAY		1-1-0		0-0-0		0-0-0			
0-0-0		0-0-0	0-0-0		NEUTRAL		0-0-0		0-0-0		0-0-0			
RPI	S	Opponent	Score		RPI	S	Opponent	Score		RPI	S	Opponent	Score	
4	A	Stanford	2	2	28	H	Cal Poly	4	1	65	A	Oregon St.	0	1
4	H	Stanford	1	2	35	A	Maryland	1	2	67	A	Washington	3	2
5	A	Akron	4	2	38	H	New Mexico	1	0	71	H	San Diego St.	4	0
9	A	Georgetown	1	3	44	A	California	3	4	98	H	UC Irvine	4	3
17	H	UC Santa Barbara	2	4	44	H	California	6	0					
<hr/>														
LAST 10 GAMES														
5	A	Akron	4	2	71	H	San Diego St.	4	0					
44	A	California	3	4	67	A	Washington	3	2					
4	A	Stanford	2	2	65	A	Oregon St.	0	1					
44	H	California	6	0	98	H	UC Irvine	4	3					
4	H	Stanford	1	2	130	H	VCU	2	1					

Non-Div. I Games:

UCLA

Elon

Average RPI Win:	106	WON-LOST RECORD	WINNING PCT. RANK	LAST 10 GAMES	STRENGTH OF SCHEDULE	OPP. STRENGTH OF SCHEDULE	TEAM RPI	ADJ RPI	CONF. RPI	ADJ CONF. RPI				
Average RPI Loss:	20													
DIV. I ONLY		8-3-3	.67857	31	5-2-3	47	14	23	.57626	21	5	5		
DIV. I NON-CONF.		5-1-1	.78571	15	2-0-1	50	8	28	.57829	26	2	3		

TOTALS	RPI 1-25	RPI 26-50		W-L RECORDS		RPI 51-100		RPI 101-150		RPI 150+				
8-3-3	1-2-2	1-1-1		OVERALL		1-0-0		2-0-0		3-0-0				
5-1-1	1-1-0	1-0-1		HOME		0-0-0		2-0-0		1-0-0				
3-2-2	0-1-2	0-1-0		AWAY		1-0-0		0-0-0		2-0-0				
0-0-0	0-0-0	0-0-0		NEUTRAL		0-0-0		0-0-0		0-0-0				
5-1-1	1-1-1	0-0-0		NON-CONFERENCE		1-0-0		1-0-0		2-0-0				
3-1-0	1-1-0	0-0-0		HOME		0-0-0		1-0-0		1-0-0				
2-0-1	0-0-1	0-0-		AWAY		1-0-0		0-0-0		1-0-0				
0-0-0	0-0-0	0-0-0		NEUTRAL		0-0-0		0-0-0		0-0-0				
3-2-2	0-1-1	1-1-1		CONFERENCE		0-0-0		1-0-0		1-0-0				
2-0-1	0-0-0	1-0-1		HOME		0-0-0		1-0-0		0-0-0				
1-2-1	0-1-1	0-1-0		AWAY		0-0-0		0-0-0		1-0-0				
0-0-0	0-0-0	0-0-0		NEUTRAL		0-0-0		0-0-0		0-0-0				
RPI	S	Opponent	Score		RPI	S	Opponent	Score		RPI	S	Opponent	Score	
5	H	Akron	4	1	30	A	FIU	1	2	54	A	UNCW	1	0
8	A	South Fla.	1	1	36	H	Kentucky	0	0					
13	H	Coastal Caro.	0	2	38	H	New Mexico	2	0					
18	A	South Carolina	1	3										
24	A	Charlotte	1	1										
LAST 10 GAMES														
18	A	South Carolina	1	3	38	H	New Mexico	2	0					
8	A	South Fla.	1	1	176	A	Fla. Atlantic	2	1					
36	H	Kentucky	0	0	106	H	UAB	3	1					
54	A	UNCW	1	0	24	A	Charlotte	1	1					
30	A	FIU	1	2	116	H	Hartford	3	2					

Non-Div. I Games:

Old Dominion

Average RPI Win:	106	WON-LOST	WINNING	LAST 10	STRENGTH OF	OPP. STRENGTH	TEAM	ADJ	CONF.	ADJ CONF.
Average RPI Loss:	45	RECORD	PCT. RANK	GAMES	SCHEDULE	OF SCHEDULE	RPI	RPI	RPI	RPI
DIV. I ONLY		9-4-1	.67857 31	8-2-0	29	78	21	.57496 22	13	12
DIV. I NON-CONF.		4-4-1	.5 99	3-2-0	20	52	14	.6015 14	10	10
<hr/>										
TOTALS	RPI 1-25	RPI 26-50		W-L RECORDS	RPI 51-100		RPI 101-150		RPI 150+	
9-4-1	0-1-0	2-1-0		OVERALL	3-2-1		3-0-0		2-0-0	
5-1-0	0-0-0	1-0-0		HOME	2-1-0		3-0-0		0-0-0	
4-3-1	0-1-0	1-1-0		AWAY	1-1-1		0-0-0		2-0-0	
0-0-0	0-0-0	0-0-0		NEUTRAL	0-0-0		0-0-0		0-0-0	
<hr/>										
4-4-1	0-1-0	1-1-0		NON-CONFERENCE	1-2-1		3-0-0		0-0-0	
4-1-0	0-0-0	1-0-0		HOME	0-1-0		3-0-0		0-0-0	
1-3-1	0-1-0	0-0-		AWAY	1-1-1		0-0-0		0-0-0	
0-0-0	0-0-0	0-0-0		NEUTRAL	0-0-0		0-0-0		0-0-0	
<hr/>										
5-0-0	0-0-0	1-0-0		CONFERENCE	2-0-0		0-0-0		2-0-0	
2-0-0	0-0-0	0-0-0		HOME	2-0-0		0-0-0		0-0-0	
3-0-0	0-0-0	1-0-0		AWAY	0-0-0		0-0-0		2-0-0	
0-0-0	0-0-0	0-0-0		NEUTRAL	0-0-0		0-0-0		0-0-0	
<hr/>										
RPI S	Opponent	Score		RPI S	Opponent	Score		RPI S	Opponent	Score
11 A	Seattle	1	2	40 A	New Hampshire	0	2	57 A	Albany (NY)	3 0
				48 H	Hofstra	3	0	60 H	Colgate	0 1
				49 A	Harvard	1	0	62 A	UConn	0 0
								67 A	Washington	2 3
								68 H	Princeton	1 0
								69 H	Columbia	2 1
<hr/>										
LAST 10 GAMES										
				148 H	Northeastern	2	0	201 A	Yale	1 0
				49 A	Harvard	1	0	114 H	Vermont	2 1
				40 A	New Hampshire	0	2	68 H	Princeton	1 0
				69 H	Columbia	2	1	48 H	Hofstra	3 0
				182 A	Penn	1	0	11 A	Seattle	1 2

Non-Div. I Games:

Dartmouth

Average RPI Win: 101		WON-LOST RECORD	WINNING PCT. RANK		LAST 10 GAMES	STRENGTH OF SCHEDULE	OPP. STRENGTH OF SCHEDULE	TEAM RPI	ADJ RPI	CONF. RPI	ADJ CONF. RPI						
Average RPI Loss: 24																	
DIV. I ONLY		9-3-3	.7	24	6-3-1	52	5	20	.57318	23	1	1					
DIV. I NON-CONF.		5-1-1	.78571	15	2-1-0	112	46	53	.53661	54	1	1					
<hr/>																	
TOTALS		RPI 1-25		RPI 26-50		W-L RECORDS		RPI 51-100		RPI 101-150		RPI 150+					
9-3-3		2-2-1		1-0-2		OVERALL		1-1-0		3-0-0		2-0-0					
7-1-2		2-0-1		1-0-1		HOME		0-1-0		2-0-0		2-0-0					
2-2-1		0-2-0		0-0-1		AWAY		1-0-0		1-0-0		0-0-0					
0-0-0		0-0-0		0-0-0		NEUTRAL		0-0-0		0-0-0		0-0-0					
5-1-1		1-0-0		0-0-1		NON-CONFERENCE		0-1-0		2-0-0		2-0-0					
4-1-1		1-0-0		0-0-1		HOME		0-1-0		1-0-0		2-0-0					
1-0-0		0-0-0		0-0-		AWAY		0-0-0		1-0-0		0-0-0					
0-0-0		0-0-0		0-0-0		NEUTRAL		0-0-0		0-0-0		0-0-0					
4-2-2		1-2-1		1-0-1		CONFERENCE		1-0-0		1-0-0		0-0-0					
3-0-1		1-0-1		1-0-0		HOME		0-0-0		1-0-0		0-0-0					
1-2-1		0-2-0		0-0-1		AWAY		1-0-0		0-0-0		0-0-0					
0-0-0		0-0-0		0-0-0		NEUTRAL		0-0-0		0-0-0		0-0-0					
RPI	S	Opponent		Score		RPI	S	Opponent		Score		RPI	S	Opponent		Score	
3	H	North Carolina		0 0		27	H	North Carolina St.		1 0		51	H	American		0 1	
6	A	Notre Dame		1 3		37	H	Tulsa		1 1		100	A	Virginia Tech		1 0	
16	A	Boston College		1 2		39	A	Duke		2 2							
24	H	Charlotte		1 0													
25	H	Louisville		3 2													

Non-Div. I Games:

Virginia

Average RPI Win:		93	WON-LOST RECORD		WINNING PCT. RANK		LAST 10 GAMES		STRENGTH OF SCHEDULE		OPP. STRENGTH OF SCHEDULE		TEAM RPI		ADJ RPI		CONF. RPI		ADJ CONF. RPI				
DIV. I ONLY			8-5-2		.6	61	7-3-0		18		37		26		.5718		24	5		5			
DIV. I NON-CONF.			3-4-1		.4375	135	2-2-0		31		49		33		.56378		34	2		3			
TOTALS		RPI 1-25				RPI 26-50				W-L RECORDS				RPI 51-100				RPI 101-150				RPI 150+	
8-5-2		1-3-1				2-1-0				OVERALL				2-0-1				2-1-0				2-0-0	
5-2-1		1-1-1				0-1-0				HOME				2-0-0				2-0-0				1-0-0	
3-3-1		0-2-0				2-0-0				AWAY				0-0-1				0-1-0				1-0-0	
0-0-0		0-0-0				0-0-0				NEUTRAL				0-0-0				0-0-0				0-0-0	
3-4-1		0-3-0				0-0-0				NON-CONFERENCE				2-0-1				1-1-0				1-0-0	
4-1-0		0-1-0				0-0-0				HOME				2-0-0				1-0-0				1-0-0	
0-3-1		0-2-0				0-0-				AWAY				0-0-1				0-1-0				0-0-0	
0-0-0		0-0-0				0-0-0				NEUTRAL				0-0-0				0-0-0				0-0-0	
5-1-1		1-0-1				2-1-0				CONFERENCE				0-0-0				1-0-0				1-0-0	
2-1-1		1-0-1				0-1-0				HOME				0-0-0				1-0-0				0-0-0	
3-0-0		0-0-0				2-0-0				AWAY				0-0-0				0-0-0				1-0-0	
0-0-0		0-0-0				0-0-0				NEUTRAL				0-0-0				0-0-0				0-0-0	
RPI	S	Opponent				Score		RPI	S	Opponent				Score		RPI	S	Opponent				Score	
2	H	Clemson				0	1	30	A	FIU				1	0	54	H	UNCW				3	1
13	A	Coastal Caro.				0	2	36	H	Kentucky				1	2	91	A	William & Mary				0	0
18	H	South Carolina				2	0	38	A	New Mexico				2	0	100	H	Virginia Tech				5	0
21	H	Old Dominion				1	1																
23	A	Virginia				0	1																
LAST 10 GAMES																							
54	H	UNCW				3	1	176	A	Fla. Atlantic				2	0								
36	H	Kentucky				1	2	136	H	Marshall				3	1								
38	A	New Mexico				2	0	2	H	Clemson				0	1								
18	H	South Carolina				2	0	30	A	FIU				1	0								
100	H	Virginia Tech				5	0	104	A	Wofford				0	1								

Non-Div. I Games:

Charlotte

Average RPI Win: 74		WON-LOST	WINNING	LAST 10	STRENGTH OF		OPP. STRENGTH	TEAM	ADJ	CONF.	ADJ CONF.
Average RPI Loss: 18		RECORD	PCT. RANK	GAMES	SCHEDULE		OF SCHEDULE	RPI	RPI	RPI	RPI
DIV. I ONLY		6-8-3	.44118	136	3-6-1		1	10	25	.57037	25
DIV. I NON-CONF.		5-4-0	.55556	85	2-2-0		16	59	52	.53728	53
TOTALS		RPI 1-25	RPI 26-50		W-L RECORDS		RPI 51-100		RPI 101-150		RPI 150+
6-8-3		1-6-1	1-1-1		OVERALL		2-1-1		2-0-0		0-0-0
6-3-2		1-2-0	1-0-1		HOME		2-1-1		2-0-0		0-0-0
0-5-1		0-4-1	0-1-0		AWAY		0-0-0		0-0-0		0-0-0
0-0-0		0-0-0	0-0-0		NEUTRAL		0-0-0		0-0-0		0-0-0
5-4-0		0-2-0	1-1-0		NON-CONFERENCE		2-1-0		2-0-0		0-0-0
5-2-0		0-1-0	1-0-0		HOME		2-1-0		2-0-0		0-0-0
0-2-0		0-1-0	0-0-		AWAY		0-0-0		0-0-0		0-0-0
0-0-0		0-0-0	0-0-0		NEUTRAL		0-0-0		0-0-0		0-0-0
1-4-3		1-4-1	0-0-1		CONFERENCE		0-0-1		0-0-0		0-0-0
1-1-2		1-1-0	0-0-1		HOME		0-0-1		0-0-0		0-0-0
0-3-1		0-3-1	0-0-0		AWAY		0-0-0		0-0-0		0-0-0
0-0-0		0-0-0	0-0-0		NEUTRAL		0-0-0		0-0-0		0-0-0
RPI S	Opponent	Score	RPI S	Opponent	Score	RPI S	Opponent	Score	RPI S	Opponent	Score
1 H	Wake Forest	2 4	26 A	Indiana	1 2	62 H	UConn	2 1	103 H	Stony Brook	3 1
2 A	Clemson	2 4	27 H	North Carolina St.	1 1	70 H	Saint Louis	2 3	135 H	Memphis	4 0
3 A	North Carolina	1 2	36 H	Kentucky	2 0	91 H	William & Mary	2 1			
4 H	Stanford	0 1				100 H	Virginia Tech	1 1			
10 A	Syracuse	1 1									
15 A	Ohio St.	0 1									
16 H	Boston College	2 1									
23 A	Virginia	2 3									
LAST 10 GAMES											
1 H	Wake Forest	2 4	2 A	Clemson	2 4						
3 A	North Carolina	1 2	23 A	Virginia	2 3						
26 A	Indiana	1 2	15 A	Ohio St.	0 1						
16 H	Boston College	2 1	27 H	North Carolina St.	1 1						
62 H	UConn	2 1	135 H	Memphis	4 0						

Non-Div. I Games:

Louisville

[illegible]

Non-Div. I Games:

Indiana

Average RPI Win: 106		WON-LOST	WINNING	LAST 10	STRENGTH OF		OPP. STRENGTH	TEAM	ADJ	CONF.	ADJ CONF.
Average RPI Loss: 39		RECORD	PCT. RANK	GAMES	SCHEDULE		OF SCHEDULE	RPI	RPI	RPI	RPI
DIV. I ONLY		8-5-3	.59375	63	15		11	24	.56894	27	1
DIV. I NON-CONF.		7-1-0	.875	8	120		124	87	.50145	85	1
TOTALS		RPI 1-25	RPI 26-50		W-L RECORDS		RPI 51-100		RPI 101-150		RPI 150+
8-5-3		2-3-3	0-1-0		OVERALL		1-0-0		2-1-0		3-0-0
6-1-2		2-1-2	0-0-0		HOME		1-0-0		1-0-0		2-0-0
1-4-1		0-2-1	0-1-0		AWAY		0-0-0		0-1-0		1-0-0
1-0-0		0-0-0	0-0-0		NEUTRAL		0-0-0		1-0-0		0-0-0
7-1-0		1-0-0	0-0-0		NON-CONFERENCE		1-0-0		2-1-0		3-0-0
5-0-0		1-0-0	0-0-0		HOME		1-0-0		1-0-0		2-0-0
1-1-0		0-0-0	0-0-		AWAY		0-0-0		0-1-0		1-0-0
1-0-0		0-0-0	0-0-0		NEUTRAL		0-0-0		1-0-0		0-0-0
1-4-3		1-3-3	0-1-0		CONFERENCE		0-0-0		0-0-0		0-0-0
1-1-2		1-1-2	0-0-0		HOME		0-0-0		0-0-0		0-0-0
0-3-1		0-2-1	0-1-0		AWAY		0-0-0		0-0-0		0-0-0
0-0-0		0-0-0	0-0-0		NEUTRAL		0-0-0		0-0-0		0-0-0
RPI S	Opponent	Score	RPI S	Opponent	Score	RPI S	Opponent	Score	RPI S	Opponent	Score
1 H	Wake Forest	0 0	39 A	Duke	2 6	83 H	Col. of Charleston	2 0	101 N	Furman	2 1
2 H	Clemson	1 4							104 H	Wofford	2 1
6 H	Notre Dame	1 1							119 A	Davidson	1 2
10 A	Syracuse	1 2							162 H	Appalachian St.	2 1
16 H	Boston College	2 1							177 H	Gardner-Webb	4 3
18 H	South Carolina	2 1							187 A	Liberty	2 0
23 A	Virginia	0 1									
25 A	Louisville	1 1									
LAST 10 GAMES											
2 H	Clemson	1 4	1 H	Wake Forest	0 0						
10 A	Syracuse	1 2	6 H	Notre Dame	1 1						
162 H	Appalachian St.	2 1	25 A	Louisville	1 1						
39 A	Duke	2 6	177 H	Gardner-Webb	4 3						
18 H	South Carolina	2 1	23 A	Virginia	0 1						

Non-Div. I Games:

North Carolina St.

Average RPI Win: 83		WON-LOST	WINNING	LAST 10	STRENGTH OF	OPP. STRENGTH	TEAM	ADJ	CONF.	ADJ CONF.					
Average RPI Loss: 65		RECORD	PCT. RANK	GAMES	SCHEDULE	OF SCHEDULE	RPI	RPI	RPI	RPI					
DIV. I ONLY		10-3-5	.69444	25	5-1-4	59	38	29	.56814	28	7	6			
DIV. I NON-CONF.		5-2-1	.6875	39	0-0-0	39	34	25	.58132	23	4	4			
<hr/>															
TOTALS		RPI 1-25	RPI 26-50		W-L RECORDS		RPI 51-100		RPI 101-150		RPI 150+				
10-3-5		2-1-1	0-0-0		OVERALL		4-1-3		4-1-1		0-0-0				
6-0-2		1-0-0	0-0-0		HOME		2-0-1		3-0-1		0-0-0				
3-3-3		0-1-1	0-0-0		AWAY		2-1-2		1-1-0		0-0-0				
1-0-0		1-0-0	0-0-0		NEUTRAL		0-0-0		0-0-0		0-0-0				
5-2-1		1-1-0	0-0-0		NON-CONFERENCE		3-1-1		1-0-0		0-0-0				
3-0-0		0-0-0	0-0-0		HOME		2-0-0		1-0-0		0-0-0				
1-2-1		0-1-0	0-0-		AWAY		1-1-1		0-0-0		0-0-0				
1-0-0		1-0-0	0-0-0		NEUTRAL		0-0-0		0-0-0		0-0-0				
5-1-4		1-0-1	0-0-0		CONFERENCE		1-0-2		3-1-1		0-0-0				
3-0-2		1-0-0	0-0-0		HOME		0-0-1		2-0-1		0-0-0				
2-1-2		0-0-1	0-0-0		AWAY		1-0-1		1-1-0		0-0-0				
0-0-0		0-0-0	0-0-0		NEUTRAL		0-0-0		0-0-0		0-0-0				
RPI S	Opponent	Score		RPI S	Opponent	Score		RPI S	Opponent	Score		RPI S	Opponent	Score	
11 N	Seattle	1	0					53 A	CSUN	1	0	105 A	UC Davis	2	3
17 A	UC Santa Barbara	2	2					59 H	Cal St. Fullerton	0	0	105 H	UC Davis	0	0
17 H	UC Santa Barbara	3	2					72 A	Santa Clara	0	1	107 H	Air Force	1	0
19 A	UCLA	1	4					76 H	UNLV	2	1	133 A	Sacramento St.	4	2
								78 A	Loyola Marymount	2	0	133 H	Sacramento St.	2	0
								80 A	Gonzaga	1	1	134 H	UC Riverside	2	1
								83 H	Col. of Charleston	2	1				
								98 A	UC Irvine	1	1				
<hr/>															
LAST 10 GAMES															
	133 A Sacramento St.	4	2		105 A UC Davis	2	3								
	105 H UC Davis	0	0		134 H UC Riverside	2	1								
	17 A UC Santa Barbara	2	2		59 H Cal St. Fullerton	0	0								
	133 H Sacramento St.	2	0		98 A UC Irvine	1	1								
	17 H UC Santa Barbara	3	2		53 A CSUN	1	0								

Non-Div. I Games:

Cal Poly

R
u
t
g
e
r
s

Rutgers

F
I
U

FIU

**F
G
C
U**

FGCU

F
G
C
U

Average RPI Win: 155		WON-LOST	WINNING	LAST 10	STRENGTH OF	OPP. STRENGTH	TEAM	ADJ	CONF.	ADJ CONF.								
Average RPI Loss: 59		RECORD	PCT. RANK	GAMES	SCHEDULE	OF SCHEDULE	RPI	RPI	RPI	RPI								
DIV. I ONLY		12-2-2	.8125	9	7-1-1	134	156	32	.56271	32	18	18						
DIV. I NON-CONF.		5-1-1	.78571	15	0-0-0	79	111	22	.58172	21	19	19						
<hr/>																		
TOTALS		RPI 1-25		RPI 26-50		W-L RECORDS		RPI 51-100		RPI 101-150		RPI 150+						
12-2-2		0-1-1		0-0-0		OVERALL		1-0-1		3-1-0		8-0-0						
7-0-1		0-0-0		0-0-0		HOME		0-0-1		1-0-0		6-0-0						
3-2-1		0-1-1		0-0-0		AWAY		0-0-0		1-1-0		2-0-0						
2-0-0		0-0-0		0-0-0		NEUTRAL		1-0-0		1-0-0		0-0-0						
5-1-1		0-1-0		0-0-0		NON-CONFERENCE		1-0-1		2-0-0		2-0-0						
3-0-1		0-0-0		0-0-0		HOME		0-0-1		1-0-0		2-0-0						
0-1-0		0-1-0		0-0-		AWAY		0-0-0		0-0-0		0-0-0						
2-0-0		0-0-0		0-0-0		NEUTRAL		1-0-0		1-0-0		0-0-0						
7-1-1		0-0-1		0-0-0		CONFERENCE		0-0-0		1-1-0		6-0-0						
4-0-0		0-0-0		0-0-0		HOME		0-0-0		0-0-0		4-0-0						
3-1-1		0-0-1		0-0-0		AWAY		0-0-0		1-1-0		2-0-0						
0-0-0		0-0-0		0-0-0		NEUTRAL		0-0-0		0-0-0		0-0-0						
RPI	S	Opponent		Score		RPI	S	Opponent		Score		RPI	S	Opponent		Score		
9	A	Georgetown		2	5							109	A	Winthrop		0	1	
13	A	Coastal Caro.		0	0							118	A	Campbell		2	0	
												136	H	Marshall		1	0	
												142	N	Iona		1	0	
												153	H	Longwood		5	1	
												155	H	UNC Asheville		5	1	
												160	H	High Point		2	1	
												162	H	Appalachian St.		2	1	
												177	H	Gardner-Webb		5	0	
												187	A	Liberty		3	0	
												203	H	Howard		3	1	
												206	A	Presbyterian		2	0	
<hr/>																		
LAST 10 GAMES																		
13 A Coastal Caro.						0	0	153 H Longwood						5	1			
177 H Gardner-Webb						5	0	187 A Liberty						3	0			
160 H High Point						2	1	155 H UNC Asheville						5	1			
109 A Winthrop						0	1	206 A Presbyterian						2	0			
118 A Campbell						2	0	136 H Marshall						1	0			

Non-Div. I Games:

Radford

Average RPI Win:		104	WON-LOST RECORD		WINNING PCT. RANK		LAST 10 GAMES		STRENGTH OF SCHEDULE		OPP. STRENGTH OF SCHEDULE		TEAM RPI		ADJ RPI		CONF. RPI		ADJ CONF. RPI	
DIV. I ONLY			11-4-2		.70588 23		7-2-1		83		49		31		.56129 33		11		10	
DIV. I NON-CONF.			6-3-0		.66667 43		2-1-0		82		14		32		.56425 33		13		13	
TOTALS		RPI 1-25		RPI 26-50		W-L RECORDS		RPI 51-100		RPI 101-150		RPI 150+								
11-4-2		0-1-0		1-1-0		OVERALL		4-2-0		2-0-2		4-0-0								
6-2-1		0-1-0		1-0-0		HOME		2-1-0		1-0-1		2-0-0								
5-2-1		0-0-0		0-1-0		AWAY		2-1-0		1-0-1		2-0-0								
0-0-0		0-0-0		0-0-0		NEUTRAL		0-0-0		0-0-0		0-0-0								
6-3-0		0-1-0		1-1-0		NON-CONFERENCE		2-1-0		1-0-0		2-0-0								
4-1-0		0-1-0		1-0-0		HOME		2-0-0		0-0-0		1-0-0								
2-2-0		0-0-0		0-0-		AWAY		0-1-0		1-0-0		1-0-0								
0-0-0		0-0-0		0-0-0		NEUTRAL		0-0-0		0-0-0		0-0-0								
5-1-2		0-0-0		0-0-0		CONFERENCE		2-1-0		1-0-2		2-0-0								
2-1-1		0-0-0		0-0-0		HOME		0-1-0		1-0-1		1-0-0								
3-0-1		0-0-0		0-0-0		AWAY		2-0-0		0-0-1		1-0-0								
0-0-0		0-0-0		0-0-0		NEUTRAL		0-0-0		0-0-0		0-0-0								
RPI	S	Opponent		Score		RPI	S	Opponent		Score		RPI	S	Opponent		Score				
16	H	Boston College		2	3	43	A	Brown		0	2	51	A	American		1	0			
						49	H	Harvard		3	0	55	H	UMass Lowell		1	0			
												57	H	Albany (NY)		3	0			
												60	A	Colgate		1	0			
												68	A	Princeton		1	2			
												84	H	Lehigh		2	3			
														111 A Fordham		2	1			
														120 H Holy Cross		2	1			
														121 A Army West Point		1	1			
														137 H Bucknell		1	1			
														151 A Lafayette		1	0			
														158 H Siena		1	0			
														168 H Loyola Maryland		2	1			
														169 A Massachusetts		2	1			
LAST 10 GAMES																				
						121	A	Army West Point		1	1	43	A	Brown		0	2			
						120	H	Holy Cross		2	1	168	H	Loyola Maryland		2	1			
						84	H	Lehigh		2	3	60	A	Colgate		1	0			
						57	H	Albany (NY)		3	0	51	A	American		1	0			
						151	A	Lafayette		1	0	55	H	UMass Lowell		1	0			

Non-Div. I Games:

Boston U.

Average RPI Win: 66		WON-LOST RECORD		WINNING PCT. RANK		LAST 10 GAMES		STRENGTH OF SCHEDULE		OPP. STRENGTH OF SCHEDULE		TEAM RPI		ADJ RPI		CONF. RPI		ADJ CONF. RPI	
DIV. I ONLY		7-7-2		.5 104		5-4-1		10		30		35		.56019 34		3		3	
DIV. I NON-CONF.		3-4-2		.44444 128		2-2-1		24		41		42		.54953 41		3		2	
TOTALS		RPI 1-25		RPI 26-50		W-L RECORDS		RPI 51-100		RPI 101-150		RPI 150+							
7-7-2		1-1-1		1-4-0		OVERALL		3-2-1		2-0-0		0-0-0							
3-3-2		1-0-1		0-3-0		HOME		1-0-1		1-0-0		0-0-0							
4-3-0		0-0-0		1-1-0		AWAY		2-2-0		1-0-0		0-0-0							
0-1-0		0-1-0		0-0-0		NEUTRAL		0-0-0		0-0-0		0-0-0							
3-4-2		0-1-1		0-1-0		NON-CONFERENCE		1-2-1		2-0-0		0-0-0							
1-1-2		0-0-1		0-1-0		HOME		0-0-1		1-0-0		0-0-0							
2-2-0		0-0-0		0-0-		AWAY		1-2-0		1-0-0		0-0-0							
0-1-0		0-1-0		0-0-0		NEUTRAL		0-0-0		0-0-0		0-0-0							
4-3-0		1-0-0		1-3-0		CONFERENCE		2-0-0		0-0-0		0-0-0							
2-2-0		1-0-0		0-2-0		HOME		1-0-0		0-0-0		0-0-0							
2-1-0		0-0-0		1-1-0		AWAY		1-0-0		0-0-0		0-0-0							
0-0-0		0-0-0		0-0-0		NEUTRAL		0-0-0		0-0-0		0-0-0							
RPI S	Opponent	Score		RPI S	Opponent	Score		RPI S	Opponent	Score		RPI S	Opponent	Score					
6 H	Notre Dame	1	1	26 H	Indiana	0	1	52 H	Michigan St.	1	0	102 H	UCF	1	0				
11 N	Seattle	0	3	29 H	Rutgers	2	4	58 A	Ill.-Chicago	2	1	117 A	DePaul	2	1				
15 H	Ohio St.	2	1	35 A	Maryland	2	1	60 H	Colgate	1	1								
				41 A	Michigan	0	3	75 A	Loyola Chicago	0	2								
				45 H	SIUE	1	2	80 A	Gonzaga	0	1								
								82 A	Penn St.	2	1								
				LAST 10 GAMES															
				82 A	Penn St.	2	1	45 H	SIUE	1	2								
				75 A	Loyola Chicago	0	2	117 A	DePaul	2	1								
				52 H	Michigan St.	1	0	35 A	Maryland	2	1								
				6 H	Notre Dame	1	1	26 H	Indiana	0	1								
				29 H	Rutgers	2	4	58 A	Ill.-Chicago	2	1								

Non-Div. I Games:

Northwestern

Average RPI Win:		85	WON-LOST RECORD		WINNING PCT. RANK		LAST 10 GAMES		STRENGTH OF SCHEDULE		OPP. STRENGTH OF SCHEDULE		TEAM RPI		ADJ RPI		CONF. RPI		ADJ CONF. RPI					
DIV. I ONLY			7-5-4		.5625		78		4-4-2		17		9		33		.55967		35		3		3	
DIV. I NON-CONF.			5-3-1		.61111		58		2-2-0		22		9		29		.57172		29		3		2	
TOTALS		RPI 1-25		RPI 26-50		W-L RECORDS		RPI 51-100		RPI 101-150		RPI 150+												
7-5-4		1-3-1		0-1-2		OVERALL		4-1-1		2-0-0		0-0-0												
4-3-2		1-1-0		0-1-2		HOME		3-1-0		0-0-0		0-0-0												
2-2-1		0-2-0		0-0-0		AWAY		1-0-1		1-0-0		0-0-0												
1-0-1		0-0-1		0-0-0		NEUTRAL		0-0-0		1-0-0		0-0-0												
5-3-1		1-2-1		0-0-0		NON-CONFERENCE		3-1-0		1-0-0		0-0-0												
4-2-0		1-1-0		0-0-0		HOME		3-1-0		0-0-0		0-0-0												
0-1-0		0-1-0		0-0-		AWAY		0-0-0		0-0-0		0-0-0												
1-0-1		0-0-1		0-0-0		NEUTRAL		0-0-0		1-0-0		0-0-0												
2-2-3		0-1-0		0-1-2		CONFERENCE		1-0-1		1-0-0		0-0-0												
0-1-2		0-0-0		0-1-2		HOME		0-0-0		0-0-0		0-0-0												
2-1-1		0-1-0		0-0-0		AWAY		1-0-1		1-0-0		0-0-0												
0-0-0		0-0-0		0-0-0		NEUTRAL		0-0-0		0-0-0		0-0-0												
RPI	S	Opponent		Score		RPI	S	Opponent		Score		RPI	S	Opponent		Score								
5	H	Akron		2	3	26	H	Indiana		0	0	52	A	Michigan St.		0	0							
6	N	Notre Dame		0	0	34	H	Northwestern		1	2	61	H	Villanova		2	0							
9	A	Georgetown		1	2	41	H	Michigan		0	0	67	H	Washington		1	0							
15	A	Ohio St.		0	1							82	A	Penn St.		4	3							
19	H	UCLA		2	1							89	H	Navy		1	0							
												90	H	Delaware		1	2							
LAST 10 GAMES																								
15	A	Ohio St.		0	1	61	H	Villanova		2	0													
67	H	Washington		1	0	34	H	Northwestern		1	2													
90	H	Delaware		1	2	126	A	Wisconsin		4	1													
26	H	Indiana		0	0	9	A	Georgetown		1	2													
82	A	Penn St.		4	3	52	A	Michigan St.		0	0													

Non-Div. I Games:

Maryland

Average RPI Win: 108		WON-LOST RECORD	WINNING PCT. RANK	LAST 10 GAMES	STRENGTH OF SCHEDULE	OPP. STRENGTH OF SCHEDULE	TEAM RPI	ADJ RPI		CONF. RPI	ADJ CONF. RPI			
Average RPI Loss: 40														
DIV. I ONLY		10-3-2	.73333	17	8-1-1	159	15	42	.55429	36	5	5		
DIV. I NON-CONF.		4-3-1	.5625	77	3-1-0	181	15	69	.51936	71	2	3		
<hr/>														
TOTALS		RPI 1-25	RPI 26-50		W-L RECORDS	RPI 51-100		RPI 101-150		RPI 150+				
10-3-2		2-2-1	1-0-0		OVERALL	2-1-0		3-0-1		3-0-0				
7-1-1		1-1-0	0-0-0		HOME	2-0-0		2-0-1		3-0-0				
3-2-1		1-1-1	1-0-0		AWAY	0-1-0		1-0-0		0-0-0				
0-0-0		0-0-0	0-0-0		NEUTRAL	0-0-0		0-0-0		0-0-0				
4-3-1		0-2-0	0-0-0		NON-CONFERENCE	2-1-0		1-0-1		2-0-0				
5-1-1		0-1-0	0-0-0		HOME	2-0-0		1-0-1		2-0-0				
0-2-0		0-1-0	0-0-		AWAY	0-1-0		0-0-0		0-0-0				
0-0-0		0-0-0	0-0-0		NEUTRAL	0-0-0		0-0-0		0-0-0				
6-0-1		2-0-1	1-0-0		CONFERENCE	0-0-0		2-0-0		1-0-0				
3-0-0		1-0-0	0-0-0		HOME	0-0-0		1-0-0		1-0-0				
3-0-1		1-0-1	1-0-0		AWAY	0-0-0		1-0-0		0-0-0				
0-0-0		0-0-0	0-0-0		NEUTRAL	0-0-0		0-0-0		0-0-0				
RPI	S	Opponent	Score		RPI	S	Opponent	Score		RPI	S	Opponent	Score	
15	H	Ohio St.	0	1	38	A	New Mexico	1	0	79	H	Wright St.	2	1
18	H	South Carolina	1	0						81	A	ETSU	1	3
21	A	Old Dominion	0	0						93	H	Valparaiso	2	1
24	A	Charlotte	2	1										
25	A	Louisville	0	2										

Non-Div. I Games:

Kentucky

Average RPI Win: 127		WON-LOST RECORD		WINNING PCT. RANK		LAST 10 GAMES		STRENGTH OF SCHEDULE		OPP. STRENGTH OF SCHEDULE		TEAM RPI		ADJ RPI		CONF. RPI		ADJ CONF. RPI	
DIV. I ONLY		7-6-3		.53125 94		4-4-2		13		47		37		.55128 37		4		4	
DIV. I NON-CONF.		4-3-1		.5625 77		1-1-0		29		76		45		.54762 45		5		5	
TOTALS		RPI 1-25		RPI 26-50		W-L RECORDS		RPI 51-100		RPI 101-150		RPI 150+							
7-6-3		0-5-1		0-0-0		OVERALL		1-1-2		5-0-0		1-0-0							
4-3-1		0-2-0		0-0-0		HOME		1-1-1		2-0-0		1-0-0							
3-3-2		0-3-1		0-0-0		AWAY		0-0-1		3-0-0		0-0-0							
0-0-0		0-0-0		0-0-0		NEUTRAL		0-0-0		0-0-0		0-0-0							
4-3-1		0-2-1		0-0-0		NON-CONFERENCE		0-1-0		3-0-0		1-0-0							
3-1-0		0-0-0		0-0-0		HOME		0-1-0		2-0-0		1-0-0							
1-2-1		0-2-1		0-0-		AWAY		0-0-0		1-0-0		0-0-0							
0-0-0		0-0-0		0-0-0		NEUTRAL		0-0-0		0-0-0		0-0-0							
3-3-2		0-3-0		0-0-0		CONFERENCE		1-0-2		2-0-0		0-0-0							
1-2-1		0-2-0		0-0-0		HOME		1-0-1		0-0-0		0-0-0							
2-1-1		0-1-0		0-0-0		AWAY		0-0-1		2-0-0		0-0-0							
0-0-0		0-0-0		0-0-0		NEUTRAL		0-0-0		0-0-0		0-0-0							
RPI S	Opponent	Score		RPI S	Opponent	Score		RPI S	Opponent	Score		RPI S	Opponent	Score					
3 A	North Carolina	1	2					62 H	UConn	1	1	102 A	UCF	1	0				
7 A	Creighton	0	1					70 H	Saint Louis	0	1	133 H	Sacramento St.	2	1				
8 H	South Fla.	1	2					73 H	Temple	2	0	135 A	Memphis	3	0				
12 A	SMU	2	3					94 A	Cincinnati	1	1	141 A	UMKC	3	2				
12 H	SMU	0	1									147 H	Oral Roberts	6	2				
23 A	Virginia	1	1									161 H	Portland	3	2				

Average RPI Win:	79	WON-LOST RECORD	WINNING PCT. RANK	LAST 10 GAMES	STRENGTH OF SCHEDULE	OPP. STRENGTH OF SCHEDULE	TEAM RPI	ADJ RPI	CONF. RPI	ADJ CONF. RPI				
DIV. I ONLY		7-5-4	.5625	78	3-4-3	21	29	41	.55121	38	5	5		
DIV. I NON-CONF.		6-1-2	.77778	19	2-0-1	32	39	40	.55149	40	2	3		
<hr/>														
TOTALS	RPI 1-25	RPI 26-50		W-L RECORDS		RPI 51-100		RPI 101-150		RPI 150+				
7-5-4	1-4-0	0-1-2		OVERALL		4-0-1		1-0-1		1-0-0				
5-2-2	1-1-0	0-1-1		HOME		2-0-1		1-0-0		1-0-0				
2-3-2	0-3-0	0-0-1		AWAY		2-0-0		0-0-1		0-0-0				
0-0-0	0-0-0	0-0-0		NEUTRAL		0-0-0		0-0-0		0-0-0				
6-1-2	1-1-0	0-0-1		NON-CONFERENCE		4-0-1		0-0-0		1-0-0				
4-0-2	1-0-0	0-0-1		HOME		2-0-1		0-0-0		1-0-0				
2-1-0	0-1-0	0-0-		AWAY		2-0-0		0-0-0		0-0-0				
0-0-0	0-0-0	0-0-0		NEUTRAL		0-0-0		0-0-0		0-0-0				
1-4-2	0-3-0	0-1-1		CONFERENCE		0-0-0		1-0-1		0-0-0				
1-2-0	0-1-0	0-1-0		HOME		0-0-0		1-0-0		0-0-0				
0-2-2	0-2-0	0-0-1		AWAY		0-0-0		0-0-1		0-0-0				
0-0-0	0-0-0	0-0-0		NEUTRAL		0-0-0		0-0-0		0-0-0				
RPI	S	Opponent	Score		RPI	S	Opponent	Score		RPI	S	Opponent	Score	
17	H	UC Santa Barbara	2	1	30	A	FIU	0	0	51	H	American	2	1
18	A	South Carolina	1	2	36	H	Kentucky	0	1	53	A	CSUN	1	0
19	A	UCLA	0	1	42	H	San Diego	2	2	78	A	Loyola Marymount	2	1
21	A	Old Dominion	0	2						88	H	Missouri St.	1	0
24	H	Charlotte	0	2						93	H	Valparaiso	1	1
<hr/>														
LAST 10 GAMES														
30	A	FIU	0	0	21	A	Old Dominion	0	2					
24	H	Charlotte	0	2	36	H	Kentucky	0	1					
136	A	Marshall	1	1	159	H	San Francisco	3	0					
106	H	UAB	3	2	18	A	South Carolina	1	2					
93	H	Valparaiso	1	1	51	H	American	2	1					

Non-Div. I Games:

New Mexico

Duke				Through Games Of Nov. 01, 2015											
Average RPI Win:	107	WON-LOST RECORD	WINNING PCT. RANK	LAST 10 GAMES	STRENGTH OF SCHEDULE	OPP. STRENGTH OF SCHEDULE	TEAM RPI	ADJ RPI	CONF. RPI	ADJ CONF. RPI					
Average RPI Loss:	33														
DIV. I ONLY		10-6-2	.61111	56	6-3-1	46	17	36	.54984	39	1	1			
DIV. I NON-CONF.		7-2-1	.75	23	3-1-1	150	54	83	.4997	87	1	1			
TOTALS		RPI 1-25	RPI 26-50		W-L RECORDS		RPI 51-100		RPI 101-150		RPI 150+				
10-6-2		1-4-1	2-0-0		OVERALL		1-1-0		4-1-1		2-0-0				
9-3-1		1-1-1	2-0-0		HOME		1-1-0		3-1-0		2-0-0				
1-3-1		0-3-0	0-0-0		AWAY		0-0-0		1-0-1		0-0-0				
0-0-0		0-0-0	0-0-0		NEUTRAL		0-0-0		0-0-0		0-0-0				
7-2-1		1-0-0	1-0-0		NON-CONFERENCE		0-1-0		3-1-1		2-0-0				
7-2-0		1-0-0	1-0-0		HOME		0-1-0		3-1-0		2-0-0				
0-0-1		0-0-0	0-0-		AWAY		0-0-0		0-0-1		0-0-0				
0-0-0		0-0-0	0-0-0		NEUTRAL		0-0-0		0-0-0		0-0-0				
3-4-1		0-4-1	1-0-0		CONFERENCE		1-0-0		1-0-0		0-0-0				
2-1-1		0-1-1	1-0-0		HOME		1-0-0		0-0-0		0-0-0				
1-3-0		0-3-0	0-0-0		AWAY		0-0-0		1-0-0		0-0-0				
0-0-0		0-0-0	0-0-0		NEUTRAL		0-0-0		0-0-0		0-0-0				
RPI	S	Opponent	Score	RPI	S	Opponent	Score	RPI	S	Opponent	Score	RPI	S	Opponent	Score
2	A	Clemson	1 2	27	H	North Carolina St.	6 2	54	H	UNCW	0 3	117	H	DePaul	1 0
3	A	North Carolina	1 2	48	H	Hofstra	3 2	100	H	Virginia Tech	2 1	119	A	Davidson	2 2
6	A	Notre Dame	2 3									120	H	Holy Cross	0 1
10	H	Syracuse	1 3									124	A	Pittsburgh	1 0
20	H	Elon	2 1									139	H	St. Mary's (CA)	3 2
23	H	Virginia	2 2									142	H	Iona	2 1
												168	H	Loyola Maryland	5 1
												185	H	Jacksonville	1 0
LAST 10 GAMES															
				100	H	Virginia Tech	2 1	120	H	Holy Cross	0 1				
				185	H	Jacksonville	1 0	6	A	Notre Dame	2 3				
				124	A	Pittsburgh	1 0	48	H	Hofstra	3 2				
				20	H	Elon	2 1	10	H	Syracuse	1 3				
				27	H	North Carolina St.	6 2	119	A	Davidson	2 2				

Non-Div. I Games:

Duke

Average RPI Win:		103	WON-LOST RECORD		WINNING PCT. RANK		LAST 10 GAMES		STRENGTH OF SCHEDULE		OPP. STRENGTH OF SCHEDULE		TEAM RPI	ADJ RPI		CONF. RPI	ADJ CONF. RPI			
DIV. I ONLY			8-4-4		.625		49		39		46		39	.54909		41	3	3		
DIV. I NON-CONF.			5-2-2		.66667		43		57		87		48	.54312		48	3	2		
TOTALS		RPI 1-25		RPI 26-50		W-L RECORDS		RPI 51-100		RPI 101-150		RPI 150+								
8-4-4		0-1-1		1-2-1		OVERALL		5-0-1		0-1-1		2-0-0								
6-2-2		0-0-0		1-1-0		HOME		3-0-1		0-1-1		2-0-0								
2-2-2		0-1-1		0-1-1		AWAY		2-0-0		0-0-0		0-0-0								
0-0-0		0-0-0		0-0-0		NEUTRAL		0-0-0		0-0-0		0-0-0								
5-2-2		0-1-1		0-0-0		NON-CONFERENCE		3-0-1		0-1-0		2-0-0								
4-1-1		0-0-0		0-0-0		HOME		2-0-1		0-1-0		2-0-0								
1-1-1		0-1-1		0-0-		AWAY		1-0-0		0-0-0		0-0-0								
0-0-0		0-0-0		0-0-0		NEUTRAL		0-0-0		0-0-0		0-0-0								
3-2-2		0-0-0		1-2-1		CONFERENCE		2-0-0		0-0-1		0-0-0								
2-1-1		0-0-0		1-1-0		HOME		1-0-0		0-0-1		0-0-0								
1-1-1		0-0-0		0-1-1		AWAY		1-0-0		0-0-0		0-0-0								
0-0-0		0-0-0		0-0-0		NEUTRAL		0-0-0		0-0-0		0-0-0								
RPI	S	Opponent			Score		RPI	S	Opponent			Score		RPI	S	Opponent			Score	
6	A	Notre Dame			1	1	26	A	Indiana			0	1	52	H	Michigan St.			1	0
7	A	Creighton			0	1	29	H	Rutgers			0	1	66	H	Western Mich.			0	0
							34	H	Northwestern			3	0	82	A	Penn St.			2	0
							35	A	Maryland			0	0	93	H	Valparaiso			1	0
													97	A	Oakland			4	1	
													99	H	West Virginia			3	1	
LAST 10 GAMES																				
							52	H	Michigan St.			1	0	29	H	Rutgers			0	1
							66	H	Western Mich.			0	0	6	A	Notre Dame			1	1
							26	A	Indiana			0	1	126	H	Wisconsin			3	3
							93	H	Valparaiso			1	0	82	A	Penn St.			2	0
							163	H	Duquesne			3	0	97	A	Oakland			4	1

Non-Div. I Games:

Michigan

Average RPI Win:		120	WON-LOST RECORD		WINNING PCT. RANK		LAST 10 GAMES		STRENGTH OF SCHEDULE		OPP. STRENGTH OF SCHEDULE		TEAM RPI		ADJ RPI		CONF. RPI		ADJ CONF. RPI				
DIV. I ONLY			10-4-2		.6875 26		8-2-0		108		56		45		.54662 42		15		14				
DIV. I NON-CONF.			5-4-2		.54545 97		3-2-0		41		56		24		.58012 24		9		9				
TOTALS		RPI 1-25		RPI 26-50		W-L RECORDS		RPI 51-100		RPI 101-150		RPI 150+											
10-4-2		0-2-0		1-1-1		OVERALL		3-1-1		3-0-0		3-0-0											
6-2-1		0-0-0		1-1-0		HOME		2-1-1		2-0-0		1-0-0											
4-1-1		0-1-0		0-0-1		AWAY		1-0-0		1-0-0		2-0-0											
0-1-0		0-1-0		0-0-0		NEUTRAL		0-0-0		0-0-0		0-0-0											
5-4-2		0-2-0		1-1-1		NON-CONFERENCE		1-1-1		2-0-0		1-0-0											
3-2-1		0-0-0		1-1-0		HOME		0-1-1		2-0-0		0-0-0											
2-1-1		0-1-0		0-1-		AWAY		1-0-0		0-0-0		1-0-0											
0-1-0		0-1-0		0-0-0		NEUTRAL		0-0-0		0-0-0		0-0-0											
5-0-0		0-0-0		0-0-0		CONFERENCE		2-0-0		1-0-0		2-0-0											
3-0-0		0-0-0		0-0-0		HOME		2-0-0		0-0-0		1-0-0											
2-0-0		0-0-0		0-0-0		AWAY		0-0-0		1-0-0		1-0-0											
0-0-0		0-0-0		0-0-0		NEUTRAL		0-0-0		0-0-0		0-0-0											
RPI	S	Opponent		Score		RPI	S	Opponent		Score		RPI	S	Opponent		Score		RPI	S	Opponent		Score	
14	N	Denver		1	2	38	A	New Mexico		2	2	53	H	CSUN		0	1	134	H	UC Riverside		3	0
17	A	UC Santa Barbara		0	4	44	H	California		3	0	59	A	Cal St. Fullerton		3	1	139	A	St. Mary's (CA)		1	0
						45	H	SIUE		0	2	78	H	Loyola Marymount		3	1	145	H	San Jose St.		2	0
												80	H	Gonzaga		3	1	161	H	Portland		3	2
												98	H	UC Irvine		1	1	172	A	Lipscomb		3	1
																		192	A	Pacific		3	0
LAST 10 GAMES																							
						139	A	St. Mary's (CA)		1	0	78	H	Loyola Marymount		3	1						
						192	A	Pacific		3	0	17	A	UC Santa Barbara		0	4						
						172	A	Lipscomb		3	1	53	H	CSUN		0	1						
						80	H	Gonzaga		3	1	145	H	San Jose St.		2	0						
						161	H	Portland		3	2	59	A	Cal St. Fullerton		3	1						

Non-Div. I Games:

San Diego

Average RPI Win: 118		WON-LOST RECORD		WINNING PCT. RANK		LAST 10 GAMES		STRENGTH OF SCHEDULE		OPP. STRENGTH OF SCHEDULE		TEAM RPI		ADJ RPI		CONF. RPI		ADJ CONF. RPI	
DIV. I ONLY		9-5-1		.63333 46		6-3-1		77		48		43		.54543 43		13		12	
DIV. I NON-CONF.		6-4-0		.6 65		3-2-0		62		25		38		.55722 39		10		10	
TOTALS		RPI 1-25		RPI 26-50		W-L RECORDS		RPI 51-100		RPI 101-150		RPI 150+							
9-5-1		0-2-0		1-2-0		OVERALL		3-0-1		1-1-0		4-0-0							
5-2-1		0-1-0		1-1-0		HOME		1-0-1		1-0-0		2-0-0							
4-3-0		0-1-0		0-1-0		AWAY		2-0-0		0-1-0		2-0-0							
0-0-0		0-0-0		0-0-0		NEUTRAL		0-0-0		0-0-0		0-0-0							
6-4-0		0-2-0		1-1-0		NON-CONFERENCE		2-0-0		1-1-0		2-0-0							
4-2-0		0-1-0		1-1-0		HOME		1-0-0		1-0-0		1-0-0							
2-2-0		0-1-0		0-0-		AWAY		1-0-0		0-1-0		1-0-0							
0-0-0		0-0-0		0-0-0		NEUTRAL		0-0-0		0-0-0		0-0-0							
3-1-1		0-0-0		0-1-0		CONFERENCE		1-0-1		0-0-0		2-0-0							
1-0-1		0-0-0		0-0-0		HOME		0-0-1		0-0-0		1-0-0							
2-1-0		0-0-0		0-1-0		AWAY		1-0-0		0-0-0		1-0-0							
0-0-0		0-0-0		0-0-0		NEUTRAL		0-0-0		0-0-0		0-0-0							
RPI S	Opponent		Score		RPI S	Opponent		Score		RPI S	Opponent		Score		RPI S	Opponent		Score	
2 A	Clemson		1	3	31 H	FGCU		1	2	55 H	UMass Lowell		1	0	120 H	Holy Cross		1	0
16 H	Boston College		0	1	33 H	Boston U.		2	0	64 A	Providence		2	1	149 A	Georgia St.		2	3
					49 A	Harvard		0	1	68 H	Princeton		1	1	169 H	Massachusetts		2	1
										69 A	Columbia		2	1	174 A	Cornell		1	0
															182 H	Penn		2	1
															200 A	Quinnipiac		2	0
					LAST 10 GAMES														
					182 H	Penn		2	1	68 H	Princeton		1	1					
					55 H	UMass Lowell		1	0	16 H	Boston College		0	1					
					174 A	Cornell		1	0	69 A	Columbia		2	1					
					49 A	Harvard		0	1	169 H	Massachusetts		2	1					
					33 H	Boston U.		2	0	31 H	FGCU		1	2					

Non-Div. I Games:

Brown

Average RPI Win:	98	WON-LOST	WINNING	LAST 10	STRENGTH OF	OPP. STRENGTH	TEAM	ADJ	CONF.	ADJ CONF.			
Average RPI Loss:	42	RECORD	PCT. RANK	GAMES	SCHEDULE	OF SCHEDULE	RPI	RPI	RPI	RPI			
DIV. I ONLY	9-5-2	.625	49	4-4-2	75	19	44	.54529	44	2	2		
DIV. I NON-CONF.	5-2-0	.71429	36	0-1-0	164	55	90	.50028	86	7	7		
<hr/>													
TOTALS	RPI 1-25	RPI 26-50		W-L RECORDS		RPI 51-100		RPI 101-150		RPI 150+			
9-5-2	1-2-0	0-1-0		OVERALL		3-2-2		4-0-0		1-0-0			
7-1-2	1-1-0	0-0-0		HOME		1-0-2		4-0-0		1-0-0			
2-4-0	0-1-0	0-1-0		AWAY		2-2-0		0-0-0		0-0-0			
0-0-0	0-0-0	0-0-0		NEUTRAL		0-0-0		0-0-0		0-0-0			
<hr/>													
5-2-0	0-0-0	0-1-0		NON-CONFERENCE		0-1-0		4-0-0		1-0-0			
5-0-0	0-0-0	0-0-0		HOME		0-0-0		4-0-0		1-0-0			
0-2-0	0-0-0	0-0-		AWAY		0-1-0		0-0-0		0-0-0			
0-0-0	0-0-0	0-0-0		NEUTRAL		0-0-0		0-0-0		0-0-0			
<hr/>													
4-3-2	1-2-0	0-0-0		CONFERENCE		3-1-2		0-0-0		0-0-0			
2-1-2	1-1-0	0-0-0		HOME		1-0-2		0-0-0		0-0-0			
2-2-0	0-1-0	0-0-0		AWAY		2-1-0		0-0-0		0-0-0			
0-0-0	0-0-0	0-0-0		NEUTRAL		0-0-0		0-0-0		0-0-0			
<hr/>													
RPI	S	Opponent	Score	RPI	S	Opponent	Score	RPI	S	Opponent	Score		
4	H	Stanford	1 2	42	A	San Diego	0 3	65	A	Oregon St.	2 1		
19	A	UCLA	0 6					65	H	Oregon St.	2 2		
19	H	UCLA	4 3					67	A	Washington	1 0		
								67	H	Washington	0 0		
								71	A	San Diego St.	0 1		
								71	H	San Diego St.	4 3		
								72	A	Santa Clara	1 2		
<hr/>													
				LAST 10 GAMES									
				65 A Oregon St.				2	1	71 A San Diego St.		0	1
				67 A Washington				1	0	67 H Washington		0	0
				19 H UCLA				4	3	65 H Oregon St.		2	2
				71 H San Diego St.				4	3	4 H Stanford		1	2
				19 A UCLA				0	6	72 A Santa Clara		1	2

Non-Div. I Games:

California

SIUE

Average RPI Win:	116	WON-LOST	WINNING	LAST 10	STRENGTH OF	OPP. STRENGTH	TEAM	ADJ	CONF.	ADJ CONF.			
Average RPI Loss:	114	RECORD	PCT. RANK	GAMES	SCHEDULE	OF SCHEDULE	RPI	RPI	RPI	RPI			
DIV. I ONLY		10-3-1	.75	14	9-1-0	164	66	48	.54523	45	17	17	
DIV. I NON-CONF.		6-2-1	.72222	31	5-0-0	102	32	34	.56815	32	16	15	

TOTALS	RPI 1-25	RPI 26-50		W-L RECORDS		RPI 51-100		RPI 101-150		RPI 150+			
10-3-1	0-0-0	3-0-0		OVERALL		2-1-1		3-2-0		3-0-0			
3-1-0	0-0-0	0-0-0		HOME		0-0-0		1-1-0		3-0-0			
7-2-1	0-0-0	3-0-0		AWAY		2-1-1		2-1-0		0-0-0			
0-0-0	0-0-0	0-0-0		NEUTRAL		0-0-0		0-0-0		0-0-0			
6-2-1	0-0-0	3-0-0		NON-CONFERENCE		1-0-1		2-2-0		1-0-0			
2-1-0	0-0-0	0-0-0		HOME		0-0-0		1-1-0		1-0-0			
5-1-1	0-0-0	3-0-		AWAY		1-0-1		1-1-0		0-0-0			
0-0-0	0-0-0	0-0-0		NEUTRAL		0-0-0		0-0-0		0-0-0			
4-1-0	0-0-0	0-0-0		CONFERENCE		1-1-0		1-0-0		2-0-0			
2-0-0	0-0-0	0-0-0		HOME		0-0-0		0-0-0		2-0-0			
2-1-0	0-0-0	0-0-0		AWAY		1-1-0		1-0-0		0-0-0			
0-0-0	0-0-0	0-0-0		NEUTRAL		0-0-0		0-0-0		0-0-0			
RPI	S	Opponent	Score	RPI	S	Opponent	Score	RPI	S	Opponent	Score		
				34	A	Northwestern	2 1	71	A	San Diego St.	0 0		
				42	A	San Diego	2 0	87	A	Drake	3 2		
				50	A	Butler	2 1	88	A	Missouri St.	0 1		
								97	A	Oakland	1 0		
										113	A	Bowling Green	1 3
										126	A	Wisconsin	2 0
										129	A	Bradley	2 1
										135	H	Memphis	2 0
										141	H	UMKC	0 2
										184	H	Eastern Ill.	2 0
										197	H	Evansville	2 0
										199	H	Central Ark.	4 0

LAST 10 GAMES													
				184	H	Eastern Ill.	2 0	50	A	Butler	2 1		
				129	A	Bradley	2 1	199	H	Central Ark.	4 0		
				87	A	Drake	3 2	88	A	Missouri St.	0 1		
				197	H	Evansville	2 0	126	A	Wisconsin	2 0		
				34	A	Northwestern	2 1	42	A	San Diego	2 0		

Non-Div. I Games:

SIUE

Average RPI Win: 111		WON-LOST RECORD		WINNING PCT. RANK		LAST 10 GAMES		STRENGTH OF SCHEDULE		OPP. STRENGTH OF SCHEDULE		TEAM RPI		ADJ RPI		CONF. RPI		ADJ CONF. RPI	
Average RPI Loss: 86																			
DIV. I ONLY		11-4-1		.71875		20		7-2-1		169		39		55		.54466		46	
DIV. I NON-CONF.		6-2-0		.75		23		2-0-0		182		58		74		.51853		72	
TOTALS		RPI 1-25		RPI 26-50		W-L RECORDS		RPI 51-100		RPI 101-150		RPI 150+							
11-4-1		2-1-0		0-0-0		OVERALL		2-2-0		4-0-1		3-1-0							
5-3-0		0-1-0		0-0-0		HOME		0-2-0		2-0-0		3-0-0							
6-1-1		2-0-0		0-0-0		AWAY		2-0-0		2-0-1		0-1-0							
0-0-0		0-0-0		0-0-0		NEUTRAL		0-0-0		0-0-0		0-0-0							
6-2-0		1-0-0		0-0-0		NON-CONFERENCE		1-1-0		2-0-0		2-1-0							
3-1-0		0-0-0		0-0-0		HOME		0-1-0		1-0-0		2-0-0							
3-1-0		1-0-0		0-0-		AWAY		1-0-0		1-0-0		0-1-0							
0-0-0		0-0-0		0-0-0		NEUTRAL		0-0-0		0-0-0		0-0-0							
5-2-1		1-1-0		0-0-0		CONFERENCE		1-1-0		2-0-1		1-0-0							
2-2-0		0-1-0		0-0-0		HOME		0-1-0		1-0-0		1-0-0							
3-0-1		1-0-0		0-0-0		AWAY		1-0-0		1-0-1		0-0-0							
0-0-0		0-0-0		0-0-0		NEUTRAL		0-0-0		0-0-0		0-0-0							
RPI	S	Opponent		Score		RPI	S	Opponent		Score		RPI	S	Opponent		Score			
6	A	Notre Dame		1	0							61	A	Villanova		2	1		
7	A	Creighton		2	1							64	H	Providence		0	3		
9	H	Georgetown		0	1							94	A	Cincinnati		2	1		
												100	H	Virginia Tech		1	3		

Non-Div. I Games:

Xavier

Average RPI Win:	134	WON-LOST RECORD	WINNING PCT. RANK	LAST 10 GAMES	STRENGTH OF SCHEDULE	OPP. STRENGTH OF SCHEDULE	TEAM RPI	ADJ RPI	CONF. RPI	ADJ CONF. RPI				
DIV. I ONLY		13-4-1	.75	14	7-2-1	155	102	47	.54402	47	12	13		
DIV. I NON-CONF.		7-2-0	.77778	19	1-0-0	131	53	43	.54922	42	20	20		
<hr/>														
TOTALS	RPI 1-25	RPI 26-50		W-L RECORDS		RPI 51-100		RPI 101-150		RPI 150+				
13-4-1	0-1-0	0-0-0		OVERALL		3-2-1		6-1-0		4-0-0				
6-1-0	0-0-0	0-0-0		HOME		1-1-0		5-0-0		0-0-0				
5-3-1	0-1-0	0-0-0		AWAY		2-1-1		1-1-0		2-0-0				
2-0-0	0-0-0	0-0-0		NEUTRAL		0-0-0		0-0-0		2-0-0				
<hr/>														
7-2-0	0-1-0	0-0-0		NON-CONFERENCE		3-1-0		1-0-0		3-0-0				
2-1-0	0-0-0	0-0-0		HOME		1-1-0		1-0-0		0-0-0				
3-1-0	0-1-0	0-0-		AWAY		2-0-0		0-0-0		1-0-0				
2-0-0	0-0-0	0-0-0		NEUTRAL		0-0-0		0-0-0		2-0-0				
<hr/>														
6-2-1	0-0-0	0-0-0		CONFERENCE		0-1-1		5-1-0		1-0-0				
4-0-0	0-0-0	0-0-0		HOME		0-0-0		4-0-0		0-0-0				
2-2-1	0-0-0	0-0-0		AWAY		0-1-1		1-1-0		1-0-0				
0-0-0	0-0-0	0-0-0		NEUTRAL		0-0-0		0-0-0		0-0-0				
<hr/>														
RPI	S	Opponent	Score		RPI	S	Opponent	Score		RPI	S	Opponent	Score	
14	A	Denver	1	2						55	A	UMass Lowell	2	0
										59	H	Cal St. Fullerton	2	1
										63	H	Mercer	0	1
										76	A	UNLV	1	2
										80	A	Gonzaga	1	0
										92	A	CSU Bakersfield	0	0
							</							

Non-Div. I Games:

Utah Valley

Average RPI Win: 103		WON-LOST RECORD		WINNING PCT. RANK		LAST 10 GAMES		STRENGTH OF SCHEDULE		OPP. STRENGTH OF SCHEDULE		TEAM RPI		ADJ RPI		CONF. RPI		ADJ CONF. RPI	
DIV. I ONLY		11-7-0		.61111 56		5-5-0		49		82		38		.54259 48		10		11	
DIV. I NON-CONF.		5-5-0		.5 99		0-3-0		27		65		26		.57506 27		8		8	
TOTALS		RPI 1-25		RPI 26-50		W-L RECORDS		RPI 51-100		RPI 101-150		RPI 150+							
11-7-0		2-2-0		0-1-0		OVERALL		3-2-0		5-1-0		1-1-0							
6-1-0		2-0-0		0-0-0		HOME		2-0-0		2-1-0		0-0-0							
5-6-0		0-2-0		0-1-0		AWAY		1-2-0		3-0-0		1-1-0							
0-0-0		0-0-0		0-0-0		NEUTRAL		0-0-0		0-0-0		0-0-0							
5-5-0		1-2-0		0-1-0		NON-CONFERENCE		0-1-0		4-1-0		0-0-0							
2-1-0		1-0-0		0-0-0		HOME		0-0-0		1-1-0		0-0-0							
3-4-0		0-2-0		0-0-		AWAY		0-1-0		3-0-0		0-0-0							
0-0-0		0-0-0		0-0-0		NEUTRAL		0-0-0		0-0-0		0-0-0							
6-2-0		1-0-0		0-0-0		CONFERENCE		3-1-0		1-0-0		1-1-0							
4-0-0		1-0-0		0-0-0		HOME		2-0-0		1-0-0		0-0-0							
2-2-0		0-0-0		0-0-0		AWAY		1-1-0		0-0-0		1-1-0							
0-0-0		0-0-0		0-0-0		NEUTRAL		0-0-0		0-0-0		0-0-0							
RPI S	Opponent		Score		RPI S	Opponent		Score		RPI S	Opponent		Score		RPI S	Opponent		Score	
10 H	Syracuse		2	1	39 A	Duke		2	3	51 A	American		0	2	103 H	Stony Brook		0	3
13 A	Coastal Caro.		1	2						54 H	UNCW		2	1	114 H	Vermont		4	0
20 H	Elon		1	0						83 A	Col. of Charleston		0	1	121 A	Army West Point		1	0
22 A	Dartmouth		0	3						90 H	Delaware		1	0	143 A	George Mason		2	1
										91 A	William & Mary		1	0	148 H	Northeastern		2	1
															150 A	St. John's (NY)		2	0
															179 A	James Madison		0	2
															188 A	Drexel		5	1
LAST 10 GAMES																			
					179 A	James Madison		0	2	148 H	Northeastern		2	1					
					103 H	Stony Brook		0	3	90 H	Delaware		1	0					
					20 H	Elon		1	0	39 A	Duke		2	3					
					13 A	Coastal Caro.		1	2	91 A	William & Mary		1	0					
					83 A	Col. of Charleston		0	1	188 A	Drexel		5	1					

Non-Div. I Games:

Hofstra

Harvard

Harvard

Average RPI Win: 131		WON-LOST	WINNING	LAST 10	STRENGTH OF	OPP. STRENGTH	TEAM	ADJ	CONF.	ADJ CONF.				
Average RPI Loss: 45		RECORD	PCT. RANK	GAMES	SCHEDULE	OF SCHEDULE	RPI	RPI	RPI	RPI				
DIV. I ONLY		9-4-3	.65625	39	6-4-0	92	70	52	.53854	50	6	7		
DIV. I NON-CONF.		4-1-3	.6875	39	1-1-0	64	147	46	.54463	47	6	6		
<hr/>														
TOTALS		RPI 1-25	RPI 26-50		W-L RECORDS		RPI 51-100		RPI 101-150		RPI 150+			
9-4-3		0-2-0	0-1-1		OVERALL		3-0-2		3-1-0		3-0-0			
3-3-1		0-1-0	0-1-1		HOME		2-0-0		1-1-0		0-0-0			
6-1-2		0-1-0	0-0-0		AWAY		1-0-2		2-0-0		3-0-0			
0-0-0		0-0-0	0-0-0		NEUTRAL		0-0-0		0-0-0		0-0-0			
4-1-3		0-0-0	0-1-1		NON-CONFERENCE		1-0-2		1-0-0		2-0-0			
1-1-1		0-0-0	0-1-1		HOME		1-0-0		0-0-0		0-0-0			
3-0-2		0-0-0	0-0-		AWAY		0-0-2		1-0-0		2-0-0			
0-0-0		0-0-0	0-0-0		NEUTRAL		0-0-0		0-0-0		0-0-0			
5-3-0		0-2-0	0-0-0		CONFERENCE		2-0-0		2-1-0		1-0-0			
2-2-0		0-1-0	0-0-0		HOME		1-0-0		1-1-0		0-0-0			
3-1-0		0-1-0	0-0-0		AWAY		1-0-0		1-0-0		1-0-0			
0-0-0		0-0-0	0-0-0		NEUTRAL		0-0-0		0-0-0		0-0-0			
RPI	S	Opponent	Score		RPI	S	Opponent	Score		RPI	S	Opponent	Score	
7	H	Creighton	0	1	26	H	Indiana	2	2	58	A	Ill.-Chicago	1	1
9	A	Georgetown	0	2	45	H	SIUE	1	2	61	H	Villanova	3	0
										64	A	Providence	2	0
										75	A	Loyola Chicago	1	1
										87	H	Drake	4	0

Non-Div. I Games:

Butler

Non-Div. I Games:

Tie, Loss, Non-Conf,S Site, H Home, A Away, N Neutral Page 51

Average RPI Win: 106		WON-LOST RECORD		WINNING PCT. RANK		LAST 10 GAMES		STRENGTH OF SCHEDULE		OPP. STRENGTH OF SCHEDULE		TEAM RPI		ADJ RPI		CONF. RPI		ADJ CONF. RPI	
DIV. I ONLY		8-7-2		.52941 101		5-4-1		44		18		57		.53621 52		3		3	
DIV. I NON-CONF.		6-4-0		.6 65		3-1-0		63		29		64		.52714 65		3		2	
TOTALS		RPI 1-25		RPI 26-50		W-L RECORDS		RPI 51-100		RPI 101-150		RPI 150+							
8-7-2		0-4-0		1-2-1		OVERALL		4-1-0		1-0-1		2-0-0							
5-3-1		0-3-0		0-0-1		HOME		4-0-0		0-0-0		1-0-0							
3-4-1		0-1-0		1-2-0		AWAY		0-1-0		1-0-1		1-0-0							
0-0-0		0-0-0		0-0-0		NEUTRAL		0-0-0		0-0-0		0-0-0							
6-4-0		0-3-0		0-0-0		NON-CONFERENCE		3-1-0		1-0-0		2-0-0							
4-2-0		0-2-0		0-0-0		HOME		3-0-0		0-0-0		1-0-0							
2-2-0		0-1-0		0-0-		AWAY		0-1-0		1-0-0		1-0-0							
0-0-0		0-0-0		0-0-0		NEUTRAL		0-0-0		0-0-0		0-0-0							
2-3-2		0-1-0		1-2-1		CONFERENCE		1-0-0		0-0-1		0-0-0							
1-1-1		0-1-0		0-0-1		HOME		1-0-0		0-0-0		0-0-0							
1-2-1		0-0-0		1-2-0		AWAY		0-0-0		0-0-1		0-0-0							
0-0-0		0-0-0		0-0-0		NEUTRAL		0-0-0		0-0-0		0-0-0							
RPI	S	Opponent		Score		RPI	S	Opponent		Score		RPI	S	Opponent		Score			
5	A	Akron		1	4	29	A	Rutgers		3	1	65	A	Oregon St.		0	1		
6	H	Notre Dame		0	4	34	A	Northwestern		0	1	66	H	Western Mich.		2	1		
7	H	Creighton		0	1	35	H	Maryland		0	0	82	H	Penn St.		2	1		
15	H	Ohio St.		1	2	41	A	Michigan		0	1	97	H	Oakland		2	0		
												99	H	West Virginia		1	0		
LAST 10 GAMES																			
41	A	Michigan		0	1	66	H	Western Mich.		2	1	126	A	Wisconsin		0	0		
97	H	Oakland		2	0	15	H	Ohio St.		1	2	113	A	Bowling Green		1	0		
34	A	Northwestern		0	1	29	A	Rutgers		3	1								
5	A	Akron		1	4														
82	H	Penn St.		2	1														

Non-Div. I Games:

Michigan St.

Average RPI Win: 99		WON-LOST	WINNING	LAST 10	STRENGTH OF		OPP. STRENGTH	TEAM	ADJ	CONF.	ADJ CONF.
Average RPI Loss: 51		RECORD	PCT. RANK	GAMES	SCHEDULE		OF SCHEDULE	RPI	RPI	RPI	RPI
DIV. I ONLY		8-7-3	.52778	103	4-4-2		34	69	61	.53319	53
DIV. I NON-CONF.		4-3-1	.5625	77	0-0-0		7	115	30	.5706	31
TOTALS		RPI 1-25	RPI 26-50		W-L RECORDS		RPI 51-100		RPI 101-150		RPI 150+
8-7-3		0-2-0	1-2-0		OVERALL		3-2-2		4-1-1		0-0-0
2-5-1		0-1-0	0-2-0		HOME		1-2-1		1-0-0		0-0-0
6-2-2		0-1-0	1-0-0		AWAY		2-0-1		3-1-1		0-0-0
0-0-0		0-0-0	0-0-0		NEUTRAL		0-0-0		0-0-0		0-0-0
4-3-1		0-1-0	1-1-0		NON-CONFERENCE		2-0-1		1-1-0		0-0-0
1-1-1		0-0-0	0-1-0		HOME		1-0-1		0-0-0		0-0-0
3-2-0		0-1-0	1-0-		AWAY		1-0-0		1-1-0		0-0-0
0-0-0		0-0-0	0-0-0		NEUTRAL		0-0-0		0-0-0		0-0-0
4-4-2		0-1-0	0-1-0		CONFERENCE		1-2-1		3-0-1		0-0-0
1-4-0		0-1-0	0-1-0		HOME		0-2-0		1-0-0		0-0-0
3-0-2		0-0-0	0-0-0		AWAY		1-0-1		2-0-1		0-0-0
0-0-0		0-0-0	0-0-0		NEUTRAL		0-0-0		0-0-0		0-0-0
RPI S	Opponent	Score	RPI S	Opponent	Score	RPI S	Opponent	Score	RPI S	Opponent	Score
7 A	Creighton	1 2	28 H	Cal Poly	0 1	59 A	Cal St. Fullerton	2 1	105 A	UC Davis	1 1
17 H	UC Santa Barbara	1 2	38 H	New Mexico	0 1	59 H	Cal St. Fullerton	0 1	112 A	Omaha	1 4
			42 A	San Diego	1 0	72 A	Santa Clara	2 0	133 A	Sacramento St.	2 1
						75 H	Loyola Chicago	2 1	134 A	UC Riverside	1 0
						92 H	CSU Bakersfield	0 0	134 H	UC Riverside	2 1
						98 A	UC Irvine	0 0	139 A	St. Mary's (CA)	4 1
						98 H	UC Irvine	0 2			
LAST 10 GAMES											
			98 A	UC Irvine	0 0	59 H	Cal St. Fullerton	0 1			
			134 H	UC Riverside	2 1	133 A	Sacramento St.	2 1			
			98 H	UC Irvine	0 2	105 A	UC Davis	1 1			
			59 A	Cal St. Fullerton	2 1	17 H	UC Santa Barbara	1 2			
			134 A	UC Riverside	1 0	28 H	Cal Poly	0 1			

Non-Div. I Games:

CSUN

UNCW				Through Games Of Nov. 01, 2015																
Average RPI Win:		95	WON-LOST RECORD		WINNING PCT. RANK		LAST 10 GAMES		STRENGTH OF SCHEDULE		OPP. STRENGTH OF SCHEDULE		TEAM RPI		ADJ RPI		CONF. RPI		ADJ CONF. RPI	
Average RPI Loss:		33																		
DIV. I ONLY			8-6-3		.55882 84		2-6-2		28		64		50		.53315 54		10		11	
DIV. I NON-CONF.			5-3-1		.61111 58		0-4-0		5		37		21		.58136 22		8		8	
TOTALS		RPI 1-25		RPI 26-50		W-L RECORDS		RPI 51-100		RPI 101-150		RPI 150+								
8-6-3		1-4-0		1-2-0		OVERALL		3-1-1		2-0-0		1-0-2								
5-4-1		1-2-0		0-1-0		HOME		1-1-0		2-0-0		1-0-1								
3-2-2		0-2-0		1-1-0		AWAY		2-0-1		0-0-0		0-0-1								
0-0-0		0-0-0		0-0-0		NEUTRAL		0-0-0		0-0-0		0-0-0								
5-3-1		1-3-0		1-1-0		NON-CONFERENCE		2-0-0		1-0-0		0-0-1								
3-2-1		1-1-0		0-1-0		HOME		1-0-0		1-0-0		0-0-1								
2-2-0		0-2-0		1-0-		AWAY		1-0-0		0-0-0		0-0-0								
0-0-0		0-0-0		0-0-0		NEUTRAL		0-0-0		0-0-0		0-0-0								
3-3-2		0-1-0		0-1-0		CONFERENCE		1-1-1		1-0-0		1-0-1								
2-2-0		0-1-0		0-0-0		HOME		0-1-0		1-0-0		1-0-0								
1-1-2		0-0-0		0-1-0		AWAY		1-0-1		0-0-0		0-0-1								
0-0-0		0-0-0		0-0-0		NEUTRAL		0-0-0		0-0-0		0-0-0								
RPI S	Opponent		Score		RPI S	Opponent		Score		RPI S	Opponent		Score		RPI S	Opponent		Score		
3 A	North Carolina		0 3		31 H	FGCU		0 1		74 H	North Florida		5 1		118 H	Campbell		6 2		
18 H	South Carolina		5 0		39 A	Duke		3 0		83 H	Col. of Charleston		0 1		148 H	Northeastern		1 0		
20 H	Elon		1 2		48 A	Hofstra		1 2		85 A	UNCG		2 1		160 H	High Point		0 0		
21 H	Old Dominion		0 1							90 A	Delaware		1 1		179 A	James Madison		0 0		
24 A	Charlotte		1 3							91 A	William & Mary		2 1		188 H	Drexel		3 1		
LAST 10 GAMES																				
24 A	Charlotte		1 3		91 A	William & Mary		2 1												
31 H	FGCU		0 1		20 H	Elon		1 2												
83 H	Col. of Charleston		0 1		188 H	Drexel		3 1												
90 A	Delaware		1 1		3 A	North Carolina		0 3												
21 H	Old Dominion		0 1		179 A	James Madison		0 0												

Non-Div. I Games:

UNCW

Average RPI Win: 123		WON-LOST	WINNING	LAST 10	STRENGTH OF		OPP. STRENGTH	TEAM	ADJ		CONF.	ADJ CONF.
Average RPI Loss: 76		RECORD	PCT. RANK	GAMES	SCHEDULE		OF SCHEDULE	RPI	RPI		RPI	RPI
DIV. I ONLY		7-8-1	.46875	123	5		193	53	.53218		55	9
DIV. I NON-CONF.		5-5-0	.5	99	10		201	51	.53529		58	12
TOTALS		RPI 1-25	RPI 26-50		W-L RECORDS		RPI 51-100		RPI 101-150		RPI 150+	
7-8-1		0-0-0	0-4-0		OVERALL		3-1-0		1-2-1		3-1-0	
5-4-0		0-0-0	0-2-0		HOME		2-0-0		1-1-0		2-1-0	
2-4-1		0-0-0	0-2-0		AWAY		1-1-0		0-1-1		1-0-0	
0-0-0		0-0-0	0-0-0		NEUTRAL		0-0-0		0-0-0		0-0-0	
5-5-0		0-0-0	0-3-0		NON-CONFERENCE		2-0-0		0-1-0		3-1-0	
4-2-0		0-0-0	0-1-0		HOME		2-0-0		0-0-0		2-1-0	
1-3-0		0-0-0	0-0-		AWAY		0-0-0		0-1-0		1-0-0	
0-0-0		0-0-0	0-0-0		NEUTRAL		0-0-0		0-0-0		0-0-0	
2-3-1		0-0-0	0-1-0		CONFERENCE		1-1-0		1-1-1		0-0-0	
1-2-0		0-0-0	0-1-0		HOME		0-0-0		1-1-0		0-0-0	
1-1-1		0-0-0	0-0-0		AWAY		1-1-0		0-0-1		0-0-0	
0-0-0		0-0-0	0-0-0		NEUTRAL		0-0-0		0-0-0		0-0-0	
RPI S	Opponent	Score	RPI S	Opponent	Score	RPI S	Opponent	Score	RPI S	Opponent	Score	
			33 A	Boston U.	0 1	57 A	Albany (NY)	1 2	103 H	Stony Brook	2 0	
			40 H	New Hampshire	1 3	77 A	Binghamton	1 0	108 H	UMBC	0 1	
			43 A	Brown	0 1	86 H	Monmouth	1 0	114 A	Vermont	0 0	
			47 H	Utah Valley	0 2	95 H	Hartwick	1 0	115 A	St. Francis Brooklyn	0 3	
									165 H	Canisius	1 2	
									166 H	Bryant	3 2	
									167 A	LIU Brooklyn	1 0	
									170 H	Buffalo	2 0	
LAST 10 GAMES												
			108 H	UMBC	0 1	77 A	Binghamton	1 0				
			43 A	Brown	0 1	40 H	New Hampshire	1 3				
			114 A	Vermont	0 0	33 A	Boston U.	0 1				
			57 A	Albany (NY)	1 2	166 H	Bryant	3 2				
			103 H	Stony Brook	2 0	95 H	Hartwick	1 0				

Non-Div. I Games:

UMass Lowell

Average RPI Win: 144		WON-LOST RECORD	WINNING PCT. RANK	LAST 10 GAMES	STRENGTH OF SCHEDULE	OPP. STRENGTH OF SCHEDULE	TEAM RPI	ADJ RPI		CONF. RPI	ADJ CONF. RPI
Average RPI Loss: 68											
DIV. I ONLY		10-4-3	.67647 34	6-1-3	102	155	58	.53196	56	21	20
DIV. I NON-CONF.		5-4-1	.55 93	1-1-1	48	140	35	.56027	36	14	14
<hr/>											
TOTALS		RPI 1-25	RPI 26-50		W-L RECORDS		RPI 51-100		RPI 101-150		RPI 150+
10-4-3		0-1-0	0-1-0		OVERALL		2-1-1		2-1-2		6-0-0
6-1-0		0-0-0	0-0-0		HOME		1-1-0		2-0-0		3-0-0
4-2-3		0-1-0	0-0-0		AWAY		1-0-1		0-1-2		3-0-0
0-1-0		0-0-0	0-1-0		NEUTRAL		0-0-0		0-0-0		0-0-0
5-4-1		0-1-0	0-1-0		NON-CONFERENCE		1-1-1		2-1-0		2-0-0
3-1-0		0-0-0	0-0-0		HOME		1-1-0		2-0-0		0-0-0
2-2-1		0-1-0	0-0-		AWAY		0-0-1		0-1-0		2-0-0
0-1-0		0-0-0	0-1-0		NEUTRAL		0-0-0		0-0-0		0-0-0
5-0-2		0-0-0	0-0-0		CONFERENCE		1-0-0		0-0-2		4-0-0
3-0-0		0-0-0	0-0-0		HOME		0-0-0		0-0-0		3-0-0
2-0-2		0-0-0	0-0-0		AWAY		1-0-0		0-0-2		1-0-0
0-0-0		0-0-0	0-0-0		NEUTRAL		0-0-0		0-0-0		0-0-0
RPI S	Opponent	Score		RPI S	Opponent	Score		RPI S	Opponent	Score	
15 A	Ohio St.	0	2	32 N	Radford	1	2	66 A	Western Mich.	1	1
								70 A	Saint Louis	3	2
								96 H	Northern Ky.	4	0
								97 H	Oakland	0	2
								111 A	Fordham	1	1
								113 H	Bowling Green	6	0
								127 H	Cleveland St.	4	1
								128 A	Marquette	2	3
								143 A	George Mason	1	1
								160 A	High Point	2	1
								163 A	Duquesne	2	1
								169 H	Massachusetts	4	1
								173 H	La Salle	5	0
								179 A	James Madison	1	0
								193 H	Saint Joseph's	7	1
				LAST 10 GAMES							
				111 A	Fordham	1	1	70 A	Saint Louis	3	2
				193 H	Saint Joseph's	7	1	163 A	Duquesne	2	1
				169 H	Massachusetts	4	1	15 A	Ohio St.	0	2
				173 H	La Salle	5	0	113 H	Bowling Green	6	0
				143 A	George Mason	1	1	66 A	Western Mich.	1	1

Non-Div. I Games:

Dayton

Average RPI Win: 112		WON-LOST RECORD		WINNING PCT. RANK		LAST 10 GAMES		STRENGTH OF SCHEDULE		OPP. STRENGTH OF SCHEDULE		TEAM RPI		ADJ RPI		CONF. RPI		ADJ CONF. RPI	
DIV. I ONLY		9-7-1		.55882 84		5-5-0		31		107		51		.53134 57		9		8	
DIV. I NON-CONF.		5-5-1		.5 99		1-3-0		54		121		59		.52718 64		12		12	
TOTALS		RPI 1-25		RPI 26-50		W-L RECORDS		RPI 51-100		RPI 101-150		RPI 150+							
9-7-1		0-2-0		1-1-0		OVERALL		2-1-0		4-3-0		2-0-1							
6-2-1		0-1-0		1-0-0		HOME		2-1-0		2-0-0		1-0-1							
3-5-0		0-1-0		0-1-0		AWAY		0-0-0		2-3-0		1-0-0							
0-0-0		0-0-0		0-0-0		NEUTRAL		0-0-0		0-0-0		0-0-0							
5-5-1		0-2-0		0-1-0		NON-CONFERENCE		1-1-0		2-1-0		2-0-1							
3-2-1		0-1-0		0-0-0		HOME		1-1-0		1-0-0		1-0-1							
2-3-0		0-1-0		0-0-		AWAY		0-0-0		1-1-0		1-0-0							
0-0-0		0-0-0		0-0-0		NEUTRAL		0-0-0		0-0-0		0-0-0							
4-2-0		0-0-0		1-0-0		CONFERENCE		1-0-0		2-2-0		0-0-0							
3-0-0		0-0-0		1-0-0		HOME		1-0-0		1-0-0		0-0-0							
1-2-0		0-0-0		0-0-0		AWAY		0-0-0		1-2-0		0-0-0							
0-0-0		0-0-0		0-0-0		NEUTRAL		0-0-0		0-0-0		0-0-0							
RPI S	Opponent	Score		RPI S	Opponent	Score		RPI S	Opponent	Score		RPI S	Opponent	Score					
10 A	Syracuse	1	2	33 A	Boston U.	0	3	55 H	UMass Lowell	2	1	103 A	Stony Brook	1	2				
22 H	Dartmouth	0	3	40 H	New Hampshire	1	0	61 H	Villanova	0	3	108 A	UMBC	0	1				
								95 H	Hartwick	3	0	114 A	Vermont	3	0				
												115 A	St. Francis Brooklyn	0	1				
												116 H	Hartford	2	1				
												125 H	Rhode Island	1	0				
												143 A	George Mason	2	0				
												151 A	Lafayette	1	0				
												169 H	Massachusetts	4	0				
												186 H	Central Conn. St.	2	2				
				LAST 10 GAMES															
				114 A	Vermont	3	0	108 A	UMBC	0	1								
				40 H	New Hampshire	1	0	10 A	Syracuse	1	2								
				33 A	Boston U.	0	3	103 A	Stony Brook	1	2								
				55 H	UMass Lowell	2	1	95 H	Hartwick	3	0								
				116 H	Hartford	2	1	115 A	St. Francis Brooklyn	0	1								

Non-Div. I Games:

Albany (NY)

Average RPI Win:	124	WON-LOST RECORD	WINNING PCT. RANK	LAST 10 GAMES	STRENGTH OF SCHEDULE	OPP. STRENGTH OF SCHEDULE	TEAM RPI	ADJ RPI	CONF. RPI	ADJ CONF. RPI				
DIV. I ONLY		9-4-3	.65625	39	6-2-2	86	115	54	.52909	58	16	16		
DIV. I NON-CONF.		3-4-1	.4375	135	0-2-0	71	60	41	.54784	44	18	18		
<hr/>														
TOTALS	RPI 1-25	RPI 26-50		W-L RECORDS		RPI 51-100		RPI 101-150		RPI 150+				
9-4-3	0-1-0	0-1-1		OVERALL		4-1-0		3-1-1		2-0-1				
4-2-1	0-0-0	0-1-1		HOME		2-1-0		1-0-0		1-0-0				
4-2-2	0-1-0	0-0-0		AWAY		2-0-0		1-1-1		1-0-1				
1-0-0	0-0-0	0-0-0		NEUTRAL		0-0-0		1-0-0		0-0-0				
3-4-1	0-1-0	0-1-1		NON-CONFERENCE		0-1-0		3-1-0		0-0-0				
1-2-1	0-0-0	0-1-1		HOME		0-1-0		1-0-0		0-0-0				
1-2-0	0-1-0	0-0-		AWAY		0-0-0		1-1-0		0-0-0				
1-0-0	0-0-0	0-0-0		NEUTRAL		0-0-0		1-0-0		0-0-0				
6-0-2	0-0-0	0-0-0		CONFERENCE		4-0-0		0-0-1		2-0-1				
3-0-0	0-0-0	0-0-0		HOME		2-0-0		0-0-0		1-0-0				
3-0-2	0-0-0	0-0-0		AWAY		2-0-0		0-0-1		1-0-1				
0-0-0	0-0-0	0-0-0		NEUTRAL		0-0-0		0-0-0		0-0-0				
RPI	S	Opponent	Score		RPI	S	Opponent	Score		RPI	S	Opponent	Score	
12	A	SMU	1	2	34	H	Northwestern	1	2	75	H	Loyola Chicago	0	1
					50	H	Butler	1	1					
													</	

Non-Div. I Games:

Ill.-Chicago

Average RPI Win:	120	WON-LOST RECORD	WINNING PCT. RANK	LAST 10 GAMES	STRENGTH OF SCHEDULE	OPP. STRENGTH OF SCHEDULE	TEAM RPI	ADJ RPI	CONF. RPI	ADJ CONF. RPI		
DIV. I ONLY		11-7-1	.60526	60	6-3-1	95	74	60	.52893	59	7	6
DIV. I NON-CONF.		5-4-0	.55556	85	0-0-0	55	149	49	.54227	49	4	4
<hr/>												
TOTALS	RPI 1-25	RPI 26-50		W-L RECORDS		RPI 51-100		RPI 101-150		RPI 150+		
11-7-1	0-2-0	0-2-1		OVERALL		4-2-0		5-1-0		2-0-0		
7-3-0	0-0-0	0-1-0		HOME		1-1-0		4-1-0		2-0-0		
4-3-1	0-2-0	0-1-1		AWAY		3-0-0		1-0-0		0-0-0		
0-1-0	0-0-0	0-0-0		NEUTRAL		0-1-0		0-0-0		0-0-0		
5-4-0	0-1-0	0-2-0		NON-CONFERENCE		1-1-0		2-0-0		2-0-0		
4-1-0	0-0-0	0-1-0		HOME		0-0-0		2-0-0		2-0-0		
1-2-0	0-1-0	0-0-		AWAY		1-0-0		0-0-0		0-0-0		
0-1-0	0-0-0	0-0-0		NEUTRAL		0-1-0		0-0-0		0-0-0		
6-3-1	0-1-0	0-0-1		CONFERENCE		3-1-0		3-1-0		0-0-0		
3-2-0	0-0-0	0-0-0		HOME		1-1-0		2-1-0		0-0-0		
3-1-1	0-1-0	0-0-1		AWAY		2-0-0		1-0-0		0-0-0		
0-0-0	0-0-0	0-0-0		NEUTRAL		0-0-0		0-0-0		0-0-0		
RPI S	Opponent	Score	RPI S	Opponent	Score	RPI S	Opponent	Score	RPI S	Opponent	Score	
15 A	Ohio St.	0 2	28 A	Cal Poly	0 0	53 A	CSUN	1 0	105 H	UC Davis	1 0	
17 A	UC Santa Barbara	1 2	42 H	San Diego	1 3	53 H	CSUN	1 2	131 H	George Washington	3 0	
			47 A	Utah Valley	1 2	72 A	Santa Clara	2 1	133 H	Sacramento St.	2 0	
						79 N	Wright St.	1 2	134 A	UC Riverside	2 0	
						98 A	UC Irvine	1 0	134 H	UC Riverside	1 2	
						98 H	UC Irvine	3 0	144 H	Grand Canyon	2 0	
									159 H	San Francisco	3 0	
									191 H	UTRGV	1 0	
			LAST 10 GAMES									
			134 A	UC Riverside	2 0	53 A	CSUN	1 0				
			98 A	UC Irvine	1 0	17 A	UC Santa Barbara	1 2				
			134 H	UC Riverside	1 2	28 A	Cal Poly	0 0				
			53 H	CSUN	1 2	105 H	UC Davis	1 0				
			98 H	UC Irvine	3 0	133 H	Sacramento St.	2 0				

Non-Div. I Games:

Cal St. Fullerton

Average RPI Win:		105	WON-LOST RECORD		WINNING PCT. RANK		LAST 10 GAMES		STRENGTH OF SCHEDULE		OPP. STRENGTH OF SCHEDULE		TEAM RPI		ADJ RPI		CONF. RPI		ADJ CONF. RPI				
DIV. I ONLY			9-6-2		.58824 69		5-4-1		66		79		59		.52822 60		11		10				
DIV. I NON-CONF.			3-4-2		.44444 128		0-2-1		86		48		65		.5241 66		13		13				
TOTALS		RPI 1-25		RPI 26-50		W-L RECORDS		RPI 51-100		RPI 101-150		RPI 150+											
9-6-2		1-1-0		0-2-1		OVERALL		2-1-1		5-0-0		1-2-0											
5-4-0		0-1-0		0-2-0		HOME		1-0-0		3-0-0		1-1-0											
4-2-2		1-0-0		0-0-1		AWAY		1-1-1		2-0-0		0-1-0											
0-0-0		0-0-0		0-0-0		NEUTRAL		0-0-0		0-0-0		0-0-0											
3-4-2		1-1-0		0-1-1		NON-CONFERENCE		0-0-1		2-0-0		0-2-0											
2-3-0		0-1-0		0-1-0		HOME		0-0-0		2-0-0		0-1-0											
1-1-2		1-0-0		0-1-		AWAY		0-0-1		0-0-0		0-1-0											
0-0-0		0-0-0		0-0-0		NEUTRAL		0-0-0		0-0-0		0-0-0											
6-2-0		0-0-0		0-1-0		CONFERENCE		2-1-0		3-0-0		1-0-0											
3-1-0		0-0-0		0-1-0		HOME		1-0-0		1-0-0		1-0-0											
3-1-0		0-0-0		0-0-0		AWAY		1-1-0		2-0-0		0-0-0											
0-0-0		0-0-0		0-0-0		NEUTRAL		0-0-0		0-0-0		0-0-0											
RPI	S	Opponent		Score		RPI	S	Opponent		Score		RPI	S	Opponent		Score							
10	H	Syracuse		0	2	29	H	Rutgers		1	2	51	H	American		2	1	107	H	Air Force		3	2
22	A	Dartmouth		1	0	33	H	Boston U.		0	1	84	A	Lehigh		0	1	120	H	Holy Cross		2	0
						34	A	Northwestern		1	1	89	A	Navy		1	0	121	A	Army West Point		2	1
												95	A	Hartwick		3	3	134	H	UC Riverside		2	1
																		137	A	Bucknell		2	0
																		163	H	Duquesne		0	1
																		168	H	Loyola Maryland		1	0
																		174	A	Cornell		0	1
LAST 10 GAMES																							
						168	H	Loyola Maryland		1	0	174	A	Cornell		0	1						
						121	A	Army West Point		2	1	137	A	Bucknell		2	0						
						89	A	Navy		1	0	33	H	Boston U.		0	1						
						95	A	Hartwick		3	3	84	A	Lehigh		0	1						
						120	H	Holy Cross		2	0	10	H	Syracuse		0	2						

Non-Div. I Games:

Colgate

Average RPI Win: 119		WON-LOST RECORD		WINNING PCT. RANK		LAST 10 GAMES		STRENGTH OF SCHEDULE		OPP. STRENGTH OF SCHEDULE		TEAM RPI		ADJ RPI		CONF. RPI		ADJ CONF. RPI					
DIV. I ONLY		8-8-0		.5 104		4-6-0		32		101		62		.52803 61		6 7							
DIV. I NON-CONF.		5-3-0		.625 53		1-1-0		70		151		77		.51204 77		6 6							
TOTALS		RPI 1-25		RPI 26-50		W-L RECORDS		RPI 51-100		RPI 101-150		RPI 150+											
8-8-0		0-2-0		0-3-0		OVERALL		3-2-0		3-1-0		2-0-0											
5-3-0		0-1-0		0-1-0		HOME		2-1-0		2-0-0		1-0-0											
3-5-0		0-1-0		0-2-0		AWAY		1-1-0		1-1-0		1-0-0											
0-0-0		0-0-0		0-0-0		NEUTRAL		0-0-0		0-0-0		0-0-0											
5-3-0		0-0-0		0-1-0		NON-CONFERENCE		2-2-0		1-0-0		2-0-0											
3-1-0		0-0-0		0-0-0		HOME		1-1-0		1-0-0		1-0-0											
2-2-0		0-0-0		0-0-		AWAY		1-1-0		0-0-0		1-0-0											
0-0-0		0-0-0		0-0-0		NEUTRAL		0-0-0		0-0-0		0-0-0											
3-5-0		0-2-0		0-2-0		CONFERENCE		1-0-0		2-1-0		0-0-0											
2-2-0		0-1-0		0-1-0		HOME		1-0-0		1-0-0		0-0-0											
1-3-0		0-1-0		0-1-0		AWAY		0-0-0		1-1-0		0-0-0											
0-0-0		0-0-0		0-0-0		NEUTRAL		0-0-0		0-0-0		0-0-0											
RPI	S	Opponent		Score		RPI	S	Opponent		Score		RPI	S	Opponent		Score		RPI	S	Opponent		Score	
7	A	Creighton		1	5	35	A	Maryland		0	2	57	A	Albany (NY)		3	0	103	H	Stony Brook		2	1
9	H	Georgetown		1	2	46	H	Xavier		1	2	64	H	Providence		2	1	117	A	DePaul		2	3
						50	A	Butler		0	3	73	H	Temple		1	2	128	H	Marquette		2	1
												86	A	Monmouth		1	3	150	A	St. John's (NY)		2	0
												90	H	Delaware		2	1	173	A	La Salle		2	0
																		188	H	Drexel		4	3
LAST 10 GAMES																							
		9	H	Georgetown		1	2			117	A	DePaul		2	3								
		150	A	St. John's (NY)		2	0			35	A	Maryland		0	2								
		7	A	Creighton		1	5			128	H	Marquette		2	1								
		46	H	Xavier		1	2			173	A	La Salle		2	0								
		64	H	Providence		2	1			50	A	Butler		0	3								

Non-Div. I Games:

Villanova

Average RPI Win: 82		WON-LOST	WINNING	LAST 10	STRENGTH OF		OPP. STRENGTH	TEAM	ADJ		CONF.	ADJ CONF.			
Average RPI Loss: 39		RECORD	PCT. RANK	GAMES	SCHEDULE		OF SCHEDULE	RPI	RPI		RPI	RPI			
DIV. I ONLY		7-5-5	.55882	84	4-4-2		35	26	56	.52725	62	4	4		
DIV. I NON-CONF.		4-2-3	.61111	58	1-1-0		77	47	72	.5135	76	5	5		
TOTALS		RPI 1-25	RPI 26-50		W-L RECORDS		RPI 51-100		RPI 101-150		RPI 150+				
7-5-5		2-4-1	1-0-1		OVERALL		1-0-1		2-1-1		1-0-1				
5-1-4		2-0-1	0-0-0		HOME		0-0-1		2-1-1		1-0-1				
2-4-1		0-4-0	1-0-1		AWAY		1-0-0		0-0-0		0-0-0				
0-0-0		0-0-0	0-0-0		NEUTRAL		0-0-0		0-0-0		0-0-0				
4-2-3		1-2-1	1-0-0		NON-CONFERENCE		0-0-0		1-0-1		1-0-1				
3-0-3		1-0-1	0-0-0		HOME		0-0-0		1-0-1		1-0-1				
1-2-0		0-2-0	1-0-		AWAY		0-0-0		0-0-0		0-0-0				
0-0-0		0-0-0	0-0-0		NEUTRAL		0-0-0		0-0-0		0-0-0				
3-3-2		1-2-0	0-0-1		CONFERENCE		1-0-1		1-1-0		0-0-0				
2-1-1		1-0-0	0-0-0		HOME		0-0-1		1-1-0		0-0-0				
1-2-1		0-2-0	0-0-1		AWAY		1-0-0		0-0-0		0-0-0				
0-0-0		0-0-0	0-0-0		NEUTRAL		0-0-0		0-0-0		0-0-0				
RPI S	Opponent	Score		RPI S	Opponent	Score		RPI S	Opponent	Score		RPI S	Opponent	Score	
8 A	South Fla.	0	1	37 A	Tulsa	1	1	73 A	Temple	2	0	102 H	UCF	2	1
8 H	South Fla.	2	1	49 A	Harvard	2	1	94 H	Cincinnati	1	1	115 H	St. Francis Brooklyn	0	0
12 A	SMU	0	1									125 H	Rhode Island	1	0
16 A	Boston College	1	3									135 H	Memphis	0	1
17 H	UC Santa Barbara	2	1									200 H	Quinnipiac	0	0
22 H	Dartmouth	0	0									201 H	Yale	1	0
25 A	Louisville	1	2												
LAST 10 GAMES															
8 H	South Fla.	2	1	25 A	Louisville	1	2	12 A	SMU	0	1				
201 H	Yale	1	0	94 H	Cincinnati	1	1	135 H	Memphis	0	1				
37 A	Tulsa	1	1	8 A	South Fla.	0	1								
73 A	Temple	2	0												
102 H	UCF	2	1												

Non-Div. I Games:

UConn

Average RPI Win:		135	WON-LOST RECORD		WINNING PCT. RANK		LAST 10 GAMES		STRENGTH OF SCHEDULE		OPP. STRENGTH OF SCHEDULE		TEAM RPI		ADJ RPI		CONF. RPI		ADJ CONF. RPI	
Average RPI Loss:		61																		
DIV. I ONLY			10-6-2		.61111 56		5-3-2		93		142		65		.52457 63		14		15	
DIV. I NON-CONF.			5-3-0		.625 53		0-0-0		53		104		44		.54787 43		15		16	
TOTALS		RPI 1-25		RPI 26-50		W-L RECORDS		RPI 51-100		RPI 101-150		RPI 150+								
10-6-2		0-2-0		1-0-0		OVERALL		2-3-0		3-1-2		4-0-0								
5-2-0		0-0-0		0-0-0		HOME		1-1-0		1-1-0		3-0-0								
5-3-2		0-2-0		1-0-0		AWAY		1-1-0		2-0-2		1-0-0								
0-1-0		0-0-0		0-0-0		NEUTRAL		0-1-0		0-0-0		0-0-0								
5-3-0		0-2-0		1-0-0		NON-CONFERENCE		0-1-0		2-0-0		2-0-0								
2-0-0		0-0-0		0-0-0		HOME		0-0-0		0-0-0		2-0-0								
3-2-0		0-2-0		1-0-		AWAY		0-0-0		2-0-0		0-0-0								
0-1-0		0-0-0		0-0-0		NEUTRAL		0-1-0		0-0-0		0-0-0								
5-3-2		0-0-0		0-0-0		CONFERENCE		2-2-0		1-1-2		2-0-0								
3-2-0		0-0-0		0-0-0		HOME		1-1-0		1-1-0		1-0-0								
2-1-2		0-0-0		0-0-0		AWAY		1-1-0		0-0-2		1-0-0								
0-0-0		0-0-0		0-0-0		NEUTRAL		0-0-0		0-0-0		0-0-0								
RPI S	Opponent		Score		RPI S	Opponent		Score		RPI S	Opponent		Score		RPI S	Opponent		Score		
2 A	Clemson		1	4	47 A	Utah Valley		1	0	76 N	UNLV		0	2	101 A	Furman		1	1	
18 A	South Carolina		1	2						81 A	ETSU		1	0	101 H	Furman		0	1	
										81 H	ETSU		3	0	102 A	UCF		2	0	
										85 A	UNCG		1	2	104 A	Wofford		1	1	
										85 H	UNCG		2	3	104 H	Wofford		2	1	
															149 A	Georgia St.		3	2	
															172 H	Lipscomb		1	0	
															205 A	VMI		2	1	
															205 H	VMI		2	1	
															206 H	Presbyterian		2	0	
				LAST 10 GAMES																
					101 A	Furman		1	1	205 A	VMI		2	1						
					81 H	ETSU		3	0	81 A	ETSU		1	0						
					205 H	VMI		2	1	101 H	Furman		0	1						
					85 H	UNCG		2	3	104 H	Wofford		2	1						
					104 A	Wofford		1	1	85 A	UNCG		1	2						

Non-Div. I Games:

Mercer

Average RPI Win: 126		WON-LOST	WINNING	LAST 10	STRENGTH OF	OPP. STRENGTH	TEAM	ADJ	CONF.	ADJ CONF.				
Average RPI Loss: 40		RECORD	PCT. RANK	GAMES	SCHEDULE	OF SCHEDULE	RPI	RPI	RPI	RPI				
DIV. I ONLY		7-6-2	.53333	90	4-5-1		54	87	67	.52341	64	6	7	
DIV. I NON-CONF.		4-2-1	.64286	51	1-1-0		67	144	75	.51484	75	6	6	

TOTALS		RPI 1-25		RPI 26-50		W-L RECORDS		RPI 51-100		RPI 101-150		RPI 150+		
7-6-2		0-2-0		1-2-0		OVERALL		1-2-0		3-0-2		2-0-0		
3-4-1		0-1-0		0-2-0		HOME		1-1-0		0-0-1		2-0-0		
4-2-1		0-1-0		1-0-0		AWAY		0-1-0		3-0-1		0-0-0		
0-0-0		0-0-0		0-0-0		NEUTRAL		0-0-0		0-0-0		0-0-0		
4-2-1		0-0-0		0-1-0		NON-CONFERENCE		1-1-0		2-0-1		1-0-0		
2-2-0		0-0-0		0-1-0		HOME		1-1-0		0-0-0		1-0-0		
2-0-1		0-0-0		0-0-		AWAY		0-0-0		2-0-1		0-0-0		
0-0-0		0-0-0		0-0-0		NEUTRAL		0-0-0		0-0-0		0-0-0		
3-4-1		0-2-0		1-1-0		CONFERENCE		0-1-0		1-0-1		1-0-0		
1-2-1		0-1-0		0-1-0		HOME		0-0-0		0-0-1		1-0-0		
2-2-0		0-1-0		1-0-0		AWAY		0-1-0		1-0-0		0-0-0		
0-0-0		0-0-0		0-0-0		NEUTRAL		0-0-0		0-0-0		0-0-0		
RPI	S	Opponent		Score	RPI	S	Opponent		Score	RPI	S	Opponent		Score
7	H	Creighton		1 3	43	H	Brown		1 2	61	A	Villanova		1 2
9	A	Georgetown		0 1	46	A	Xavier		3 0	69	H	Columbia		1 2
					50	H	Butler		0 2	86	H	Monmouth		2 0
												117 H DePaul		0 0
												120 A Holy Cross		1 1
												125 A Rhode Island		1 0
												128 A Marquette		4 3
												148 A Northeastern		2 1
												166 H Bryant		2 1
												183 H Seton Hall		4 0

LAST 10 GAMES														
		7 H Creighton		1 3	46	A	Xavier		3 0					
		128 A Marquette		4 3	50	H	Butler		0 2					
		117 H DePaul		0 0	9	A	Georgetown		0 1					
		183 H Seton Hall		4 0	148	A	Northeastern		2 1					
		61 A Villanova		1 2	69	H	Columbia		1 2					

Non-Div. I Games:

Providence

Average RPI Win: 103		WON-LOST RECORD		WINNING PCT. RANK		LAST 10 GAMES		STRENGTH OF SCHEDULE		OPP. STRENGTH OF SCHEDULE		TEAM RPI		ADJ RPI		CONF. RPI		ADJ CONF. RPI	
DIV. I ONLY		7-7-1		.5 104		2-7-1		37		45		64		.52309 65		2		2	
DIV. I NON-CONF.		5-3-0		.625 53		0-3-0		147		79		115		.47297 117		7		7	
TOTALS		RPI 1-25		RPI 26-50		W-L RECORDS		RPI 51-100		RPI 101-150		RPI 150+							
7-7-1		1-3-0		0-1-1		OVERALL		2-2-0		2-0-0		2-1-0							
4-3-0		1-2-0		0-1-0		HOME		2-0-0		1-0-0		0-0-0							
1-4-1		0-1-0		0-0-1		AWAY		0-2-0		0-0-0		1-1-0							
2-0-0		0-0-0		0-0-0		NEUTRAL		0-0-0		1-0-0		1-0-0							
5-3-0		0-1-0		0-0-0		NON-CONFERENCE		1-1-0		2-0-0		2-1-0							
2-1-0		0-1-0		0-0-0		HOME		1-0-0		1-0-0		0-0-0							
1-2-0		0-0-0		0-0-		AWAY		0-1-0		0-0-0		1-1-0							
2-0-0		0-0-0		0-0-0		NEUTRAL		0-0-0		1-0-0		1-0-0							
2-4-1		1-2-0		0-1-1		CONFERENCE		1-1-0		0-0-0		0-0-0							
2-2-0		1-1-0		0-1-0		HOME		1-0-0		0-0-0		0-0-0							
0-2-1		0-1-0		0-0-1		AWAY		0-1-0		0-0-0		0-0-0							
0-0-0		0-0-0		0-0-0		NEUTRAL		0-0-0		0-0-0		0-0-0							
RPI	S	Opponent		Score		RPI	S	Opponent		Score		RPI	S	Opponent		Score			
4	A	Stanford		0 3		44	A	California		2 2		52	H	Michigan St.		1 0			
4	H	Stanford		0 2		44	H	California		1 2		67	A	Washington		0 1			
11	H	Seattle		1 2								71	H	San Diego St.		1 0			
19	H	UCLA		1 0								80	A	Gonzaga		1 2			
														161 A		Portland			
						LAST 10 GAMES													
						44	H	California		1 2		71	H	San Diego St.		1 0			
						4	H	Stanford		0 2		19	H	UCLA		1 0			
						67	A	Washington		0 1		11	H	Seattle		1 2			
						4	A	Stanford		0 3		80	A	Gonzaga		1 2			
						44	A	California		2 2		161	A	Portland		0 1			

Non-Div. I Games:

Oregon St.

Average RPI Win:	153	WON-LOST	WINNING	LAST 10	STRENGTH OF	OPP. STRENGTH	TEAM	ADJ	CONF.	ADJ CONF.	
Average RPI Loss:	81	RECORD	PCT. RANK	GAMES	SCHEDULE	OF SCHEDULE	RPI	RPI	RPI	RPI	
DIV. I ONLY	9-3-4	.6875	26	5-2-3	150	94	68	.52221	66	8	9
DIV. I NON-CONF.	7-2-3	.70833	38	3-1-2	166	120	82	.50525	79	11	11
TOTALS	RPI 1-25	RPI 26-50	W-L RECORDS	RPI 51-100	RPI 101-150	RPI 150+					
9-3-4	0-0-1	0-0-1	OVERALL	0-3-1	5-0-1	5-0-0					
6-1-2	0-0-1	0-0-0	HOME	0-1-1	3-0-0	3-0-0					
3-2-2	0-0-0	0-0-1	AWAY	0-2-0	2-0-1	2-0-0					
0-0-0	0-0-0	0-0-0	NEUTRAL	0-0-0	0-0-0	0-0-0					
7-2-3	0-0-0	0-0-1	NON-CONFERENCE	0-2-1	3-0-1	5-0-0					
5-1-1	0-0-0	0-0-0	HOME	0-1-1	2-0-0	3-0-0					
3-1-2	0-0-0	0-1-	AWAY	0-1-0	1-0-1	2-0-0					
0-0-0	0-0-0	0-0-0	NEUTRAL	0-0-0	0-0-0	0-0-0					
2-1-1	0-0-1	0-0-0	CONFERENCE	0-1-0	2-0-0	0-0-0					
1-0-1	0-0-1	0-0-0	HOME	0-0-0	1-0-0	0-0-0					
1-1-0	0-0-0	0-0-0	AWAY	0-1-0	1-0-0	0-0-0					
0-0-0	0-0-0	0-0-0	NEUTRAL	0-0-0	0-0-0	0-0-0					
RPI S Opponent	Score	RPI S Opponent	Score	RPI S Opponent	Score	RPI S Opponent	Score				
5 H Akron	1 1	41 A Michigan	0 0	52 A Michigan St.	1 2	110 A Northern Ill.	1 0				
				56 H Dayton	1 1	113 H Bowling Green	2 1				
				93 H Valparaiso	0 2	129 A Bradley	1 0				
				99 A West Virginia	0 1	136 H Marshall	2 0				
						138 A Detroit	0 0				
						139 H St. Mary's (CA)	1 0				
						164 H Green Bay	3 0				
						171 H Western Ill.	1 0				
						180 A IPFW	1 0				
						181 A IUPUI	1 0				
						202 H St. Bonaventure	8 0				
LAST 10 GAMES											
129 A Bradley	1 0	113 H Bowling Green	2 1								
110 A Northern Ill.	1 0	52 A Michigan St.	1 2								
41 A Michigan	0 0	99 A West Virginia	0 1								
5 H Akron	1 1	139 H St. Mary's (CA)	1 0								
164 H Green Bay	3 0	138 A Detroit	0 0								

Non-Div. I Games:

Western Mich.

Average RPI Win:	76	WON-LOST RECORD		WINNING PCT. RANK	76	LAST 10 GAMES		STRENGTH OF SCHEDULE	67	OPP. STRENGTH OF SCHEDULE	20	TEAM RPI	66	ADJ RPI	.51952	CONF. RPI	67	ADJ CONF. RPI	2				
Average RPI Loss:	27																						
DIV. I ONLY		6-4-5		.56667	76	3-4-3		67		20		66		.51952	67	2		2					
DIV. I NON-CONF.		4-2-3		.61111	58	0-2-1		137		27		100		.48236	105	7		7					
<hr/>																							
TOTALS		RPI 1-25		RPI 26-50		W-L RECORDS		RPI 51-100		RPI 101-150		RPI 150+											
6-4-5		2-2-1		0-2-2		OVERALL		3-0-0		1-0-0		1-0-2											
5-2-2		2-1-0		0-1-1		HOME		3-0-0		1-0-0		0-0-1											
1-2-3		0-1-1		0-1-1		AWAY		0-0-0		0-0-0		1-0-1											
0-0-0		0-0-0		0-0-0		NEUTRAL		0-0-0		0-0-0		0-0-0											
4-2-3		1-1-0		0-1-1		NON-CONFERENCE		1-0-0		1-0-0		1-0-2											
3-0-2		1-0-0		0-0-1		HOME		1-0-0		1-0-0		0-0-1											
1-2-1		0-1-0		0-0-		AWAY		0-0-0		0-0-0		1-0-1											
0-0-0		0-0-0		0-0-0		NEUTRAL		0-0-0		0-0-0		0-0-0											
3-2-2		1-1-1		0-1-1		CONFERENCE		2-0-0		0-0-0		0-0-0											
3-2-0		1-1-0		0-1-0		HOME		2-0-0		0-0-0		0-0-0											
0-0-2		0-0-1		0-0-1		AWAY		0-0-0		0-0-0		0-0-0											
0-0-0		0-0-0		0-0-0		NEUTRAL		0-0-0		0-0-0		0-0-0											
RPI	S	Opponent		Score		RPI	S	Opponent		Score		RPI	S	Opponent		Score		RPI	S	Opponent		Score	
4	A	Stanford		0 0		35	A	Maryland		0 1		65	H	Oregon St.		1 0		105	H	UC Davis		3 0	
4	H	Stanford		2 1		44	A	California		0 0		71	H	San Diego St.		1 0		161	H	Portland		0 0	
11	A	Seattle		1 2		44	H	California		0 1		80	H	Gonzaga		1 0		182	A	Penn		0 0	
19	H	UCLA		2 3		49	H	Harvard		0 0								188	A	Drexel		1 0	
22	H	Dartmouth		3 2																			
<hr/>																							
LAST 10 GAMES																							
4 H Stanford						2 1						4 A Stanford						0 0					
44 H California						0 1						19 H UCLA						2 3					
35 A Maryland						0 1						71 H San Diego St.						1 0					
65 H Oregon St.						1 0						161 H Portland						0 0					
44 A California						0 0						11 A Seattle						1 2					

Non-Div. I Games:

Washington

Average RPI Win:	121	WON-LOST	WINNING	LAST 10	STRENGTH OF	OPP. STRENGTH	TEAM	ADJ	CONF.	ADJ CONF.	
Average RPI Loss:	65	RECORD	PCT. RANK	GAMES	SCHEDULE	OF SCHEDULE	RPI	RPI	RPI	RPI	
DIV. I ONLY	7-5-2	.57143	75	5-3-2	91	51	69	.51873	68	13	12
DIV. I NON-CONF.	6-2-1	.72222	31	4-0-1	111	42	78	.50769	78	10	10
<hr/>											
TOTALS	RPI 1-25	RPI 26-50		W-L RECORDS		RPI 51-100		RPI 101-150		RPI 150+	
7-5-2	0-1-0	2-2-1		OVERALL		2-1-1		1-0-0		3-1-0	
4-2-1	0-0-0	1-0-0		HOME		1-1-1		0-0-0		3-1-0	
3-3-1	0-1-0	1-2-1		AWAY		1-0-0		1-0-0		0-0-0	
0-0-0	0-0-0	0-0-0		NEUTRAL		0-0-0		0-0-0		0-0-0	
<hr/>											
6-2-1	0-0-0	1-2-0		NON-CONFERENCE		2-0-1		1-0-0		3-0-0	
5-0-1	0-0-0	1-0-0		HOME		1-0-1		0-0-0		3-0-0	
2-2-0	0-0-0	0-0-		AWAY		1-0-0		1-0-0		0-0-0	
0-0-0	0-0-0	0-0-0		NEUTRAL		0-0-0		0-0-0		0-0-0	
<hr/>											
1-3-1	0-1-0	1-0-1		CONFERENCE		0-1-0		0-0-0		0-1-0	
0-2-0	0-0-0	0-0-0		HOME		0-1-0		0-0-0		0-1-0	
1-1-1	0-1-0	1-0-1		AWAY		0-0-0		0-0-0		0-0-0	
0-0-0	0-0-0	0-0-0		NEUTRAL		0-0-0		0-0-0		0-0-0	
<hr/>											
RPI	S	Opponent	Score	RPI	S	Opponent	Score	RPI	S	Opponent	Score
22	A	Dartmouth	0 1	30	A	FIU	1 2	51	H	American	1 1
				31	A	FGCU	2 3	69	H	Columbia	0 2
				33	H	Boston U.	2 1	77	A	Binghamton	3 1
				43	A	Brown	1 1	99	H	West Virginia	3 2
				49	A	Harvard	3 2				
										150	A
										St. John's (NY)	2 1
										174	H
										Cornell	1 2
										183	H
										Seton Hall	3 2
										188	H
										Drexel	4 0
										190	H
										Fairleigh Dickinson	4 1
<hr/>											
LAST 10 GAMES											
				188	H	Drexel	4 0	190	H	Fairleigh Dickinson	4 1
				174	H	Cornell	1 2	43	A	Brown	1 1
				49	A	Harvard	3 2	183	H	Seton Hall	3 2
				99	H	West Virginia	3 2	22	A	Dartmouth	0 1
				69	H	Columbia	0 2	51	H	American	1 1

Non-Div. I Games:

Princeton

Average RPI Win: 146		WON-LOST	WINNING	LAST 10	STRENGTH OF		OPP. STRENGTH	TEAM	ADJ		CONF.	ADJ CONF.			
Average RPI Loss: 62		RECORD	PCT. RANK	GAMES	SCHEDULE		OF SCHEDULE	RPI	RPI		RPI	RPI			
DIV. I ONLY		9-4-1	.67857	31	5-4-1		167	109	71		.51867	69			
DIV. I NON-CONF.		6-2-1	.72222	31	2-2-1		146	126	73		.51775	73			
TOTALS		RPI 1-25	RPI 26-50		W-L RECORDS		RPI 51-100		RPI 101-150		RPI 150+				
9-4-1		0-1-0	0-1-1		OVERALL		3-1-0		0-1-0		6-0-0				
4-1-1		0-0-0	0-1-1		HOME		0-0-0		0-0-0		4-0-0				
5-3-0		0-1-0	0-0-0		AWAY		3-1-0		0-1-0		2-0-0				
0-0-0		0-0-0	0-0-0		NEUTRAL		0-0-0		0-0-0		0-0-0				
6-2-1		0-0-0	0-0-1		NON-CONFERENCE		2-1-0		0-1-0		4-0-0				
2-0-1		0-0-0	0-0-1		HOME		0-0-0		0-0-0		2-0-0				
4-2-0		0-0-0	0-0-		AWAY		2-1-0		0-1-0		2-0-0				
0-0-0		0-0-0	0-0-0		NEUTRAL		0-0-0		0-0-0		0-0-0				
3-2-0		0-1-0	0-1-0		CONFERENCE		1-0-0		0-0-0		2-0-0				
2-1-0		0-0-0	0-1-0		HOME		0-0-0		0-0-0		2-0-0				
1-1-0		0-1-0	0-0-0		AWAY		1-0-0		0-0-0		0-0-0				
0-0-0		0-0-0	0-0-0		NEUTRAL		0-0-0		0-0-0		0-0-0				
RPI S	Opponent	Score		RPI S	Opponent	Score		RPI S	Opponent	Score		RPI S	Opponent	Score	
22 A	Dartmouth	1	2	40 H	New Hampshire	1	1	64 A	Providence	2	1	111 A	Fordham	0	1
				43 H	Brown	1	2	68 A	Princeton	2	0	156 A	Marist	2	0
								73 A	Temple	1	3	169 H	Massachusetts	1	0
								90 A	Delaware	1	0	182 H	Penn	2	1
												188 A	Drexel	1	0
												198 H	Sacred Heart	1	0
												201 H	Yale	2	1
LAST 10 GAMES															
				201 H	Yale	2	1	182 H	Penn	2	1				
				22 A	Dartmouth	1	2	188 A	Drexel	1	0				
				198 H	Sacred Heart	1	0	43 H	Brown	1	2				
				68 A	Princeton	2	0	40 H	New Hampshire	1	1				
				73 A	Temple	1	3	111 A	Fordham	0	1				

Non-Div. I Games:

Columbia

Average RPI Win:	120	WON-LOST RECORD	WINNING PCT. RANK	LAST 10 GAMES	STRENGTH OF SCHEDULE	OPP. STRENGTH OF SCHEDULE	TEAM RPI	ADJ RPI	CONF. RPI	ADJ CONF. RPI	
DIV. I ONLY		8-5-2	.6 61	5-3-2	148	34	77	.51639	70	21	20
DIV. I NON-CONF.		4-4-0	.5 99	1-2-0	84	6	54	.5421	50	14	14
<hr/>											
TOTALS	RPI 1-25	RPI 26-50		W-L RECORDS	RPI 51-100		RPI 101-150		RPI 150+		
8-5-2	1-2-0	1-1-0		OVERALL	0-1-0		4-1-1		2-0-1		
4-4-0	0-1-0	0-1-0		HOME	0-1-0		3-1-0		1-0-0		
4-1-2	1-1-0	1-0-0		AWAY	0-0-0		1-0-1		1-0-1		
0-0-0	0-0-0	0-0-0		NEUTRAL	0-0-0		0-0-0		0-0-0		
<hr/>											
4-4-0	1-2-0	1-1-0		NON-CONFERENCE	0-0-0		1-1-0		1-0-0		
2-3-0	0-1-0	0-1-0		HOME	0-0-0		1-1-0		1-0-0		
2-1-0	1-1-0	1-0-		AWAY	0-0-0		0-0-0		0-0-0		
0-0-0	0-0-0	0-0-0		NEUTRAL	0-0-0		0-0-0		0-0-0		
<hr/>											
4-1-2	0-0-0	0-0-0		CONFERENCE	0-1-0		3-0-1		1-0-1		
2-1-0	0-0-0	0-0-0		HOME	0-1-0		2-0-0		0-0-0		
2-0-2	0-0-0	0-0-0		AWAY	0-0-0		1-0-1		1-0-1		
0-0-0	0-0-0	0-0-0		NEUTRAL	0-0-0		0-0-0		0-0-0		
<hr/>											
RPI S	Opponent	Score		RPI S	Opponent	Score		RPI S	Opponent	Score	
5 A	Akron	2	3	26 H	Indiana	2	3	56 H	Dayton	2	3
14 H	Denver	0	1	37 A	Tulsa	1	0				
25 A	Louisville	3	2								
<hr/>											
LAST 10 GAMES											
202 A St. Bonaventure				1	0	169 A Massachusetts				0	0
119 H Davidson				1	0	56 H Dayton				2	3
130 H VCU				2	0	125 A Rhode Island				1	1
111 A Fordham				1	0	26 H Indiana				2	3
126 H Wisconsin				1	2	199 H Central Ark.				3	1

Non-Div. I Games:

Saint Louis

Average RPI Win: 130		WON-LOST	WINNING	LAST 10	STRENGTH OF	OPP. STRENGTH	TEAM	ADJ	CONF.	ADJ CONF.		
Average RPI Loss: 40		RECORD	PCT. RANK	GAMES	SCHEDULE	OF SCHEDULE	RPI	RPI	RPI	RPI		
DIV. I ONLY		6-7-2	.46667	130	3-7-0	30	84	73	.51486	71	2	2
DIV. I NON-CONF.		5-1-2	.75	23	2-1-0	125	167	127	.46836	125	7	7
TOTALS		RPI 1-25	RPI 26-50		W-L RECORDS	RPI 51-100		RPI 101-150		RPI 150+		
6-7-2		0-3-0	1-1-1		OVERALL	1-3-1		2-0-0		2-0-0		
4-2-1		0-1-0	1-0-1		HOME	0-1-0		2-0-0		1-0-0		
2-5-1		0-2-0	0-1-0		AWAY	1-2-1		0-0-0		1-0-0		
0-0-0		0-0-0	0-0-0		NEUTRAL	0-0-0		0-0-0		0-0-0		
5-1-2		0-0-0	0-0-1		NON-CONFERENCE	1-1-1		2-0-0		2-0-0		
3-1-1		0-0-0	0-0-1		HOME	0-1-0		2-0-0		1-0-0		
2-0-1		0-0-0	0-0-		AWAY	1-0-1		0-0-0		1-0-0		
0-0-0		0-0-0	0-0-0		NEUTRAL	0-0-0		0-0-0		0-0-0		
1-6-0		0-3-0	1-1-0		CONFERENCE	0-2-0		0-0-0		0-0-0		
1-1-0		0-1-0	1-0-0		HOME	0-0-0		0-0-0		0-0-0		
0-5-0		0-2-0	0-1-0		AWAY	0-2-0		0-0-0		0-0-0		
0-0-0		0-0-0	0-0-0		NEUTRAL	0-0-0		0-0-0		0-0-0		
RPI	S	Opponent	Score	RPI	S	Opponent	Score	RPI	S	Opponent	Score	
4	A	Stanford	1 3	44	A	California	3 4	65	A	Oregon St.	0 1	
4	H	Stanford	1 3	44	H	California	1 0	67	A	Washington	0 1	
19	A	UCLA	0 4	45	H	SIUE	0 0	76	H	UNLV	2 3	
								79	A	Wright St.	3 0	
								98	A	UC Irvine	0 0	

Non-Div. I Games: San Diego Christian 3 1

San Diego St.

Average RPI Win:	107	WON-LOST RECORD	WINNING PCT. RANK	LAST 10 GAMES	STRENGTH OF SCHEDULE	OPP. STRENGTH OF SCHEDULE	TEAM RPI	ADJ RPI	CONF. RPI	ADJ CONF. RPI	
DIV. I ONLY		8-7-1	.53125 94	6-3-1	62	27	63	.51432 72	15	14	
DIV. I NON-CONF.		5-6-0	.45455 121	3-2-0	12	13	23	.57844 25	9	9	
<hr/>											
TOTALS	RPI 1-25	RPI 26-50		W-L RECORDS	RPI 51-100		RPI 101-150		RPI 150+		
8-7-1	0-4-0	2-0-0		OVERALL	1-2-0		4-0-0		1-1-1		
5-4-1	0-1-0	2-0-0		HOME	0-2-0		3-0-0		0-1-1		
3-3-0	0-3-0	0-0-0		AWAY	1-0-0		1-0-0		1-0-0		
0-0-0	0-0-0	0-0-0		NEUTRAL	0-0-0		0-0-0		0-0-0		
5-6-0	0-4-0	2-0-0		NON-CONFERENCE	0-2-0		3-0-0		0-0-0		
4-3-0	0-1-0	2-0-0		HOME	0-2-0		2-0-0		0-0-0		
1-3-0	0-3-0	0-0-		AWAY	0-0-0		1-0-0		0-0-0		
0-0-0	0-0-0	0-0-0		NEUTRAL	0-0-0		0-0-0		0-0-0		
3-1-1	0-0-0	0-0-0		CONFERENCE	1-0-0		1-0-0		1-1-1		
1-1-1	0-0-0	0-0-0		HOME	0-0-0		1-0-0		0-1-1		
2-0-0	0-0-0	0-0-0		AWAY	1-0-0		0-0-0		1-0-0		
0-0-0	0-0-0	0-0-0		NEUTRAL	0-0-0		0-0-0		0-0-0		
RPI S	Opponent	Score	RPI S	Opponent	Score	RPI S	Opponent	Score	RPI S	Opponent	Score
1 A	Wake Forest	0 1	28 H	Cal Poly	1 0	53 H	CSUN	0 2	126 H	Wisconsin	2 1
3 A	North Carolina	0 3	44 H	California	2 1	59 H	Cal St. Fullerton	1 2	134 H	UC Riverside	2 1
5 A	Akron	0 2				80 A	Gonzaga	1 0	139 H	St. Mary's (CA)	2 1
11 H	Seattle	0 1							145 A	San Jose St.	1 0
									159 H	San Francisco	1 2
									161 A	Portland	3 2
									192 H	Pacific	0 0
			LAST 10 GAMES								
			80 A	Gonzaga	1 0	5 A	Akron	0 2			
			161 A	Portland	3 2	145 A	San Jose St.	1 0			
			192 H	Pacific	0 0	44 H	California	2 1			
			139 H	St. Mary's (CA)	2 1	53 H	CSUN	0 2			
			159 H	San Francisco	1 2	134 H	UC Riverside	2 1			

Non-Div. I Games:

Santa Clara

Average RPI Win:	131	WON-LOST RECORD	WINNING PCT. RANK	LAST 10 GAMES	STRENGTH OF SCHEDULE	OPP. STRENGTH OF SCHEDULE	TEAM RPI	ADJ RPI	CONF. RPI	ADJ CONF. RPI		
DIV. I ONLY		10-6-2	.61111	56	3-6-1	137	76	75	.51363	73	4	4
DIV. I NON-CONF.		8-0-2	.9	5	1-0-1	169	160	103	.48794	100	5	5
<hr/>												
TOTALS	RPI 1-25	RPI 26-50		W-L RECORDS		RPI 51-100		RPI 101-150		RPI 150+		
10-6-2	0-2-0	0-1-0		OVERALL		4-2-1		2-1-1		4-0-0		
7-2-0	0-1-0	0-0-0		HOME		3-1-0		2-0-0		2-0-0		
3-4-2	0-1-0	0-1-0		AWAY		1-1-1		0-1-1		2-0-0		
0-0-0	0-0-0	0-0-0		NEUTRAL		0-0-0		0-0-0		0-0-0		
8-0-2	0-0-0	0-0-0		NON-CONFERENCE		3-0-1		1-0-1		4-0-0		
5-0-0	0-0-0	0-0-0		HOME		2-0-0		1-0-0		2-0-0		
3-0-2	0-0-0	0-0-		AWAY		1-0-1		0-0-1		2-0-0		
0-0-0	0-0-0	0-0-0		NEUTRAL		0-0-0		0-0-0		0-0-0		
2-6-0	0-2-0	0-1-0		CONFERENCE		1-2-0		1-1-0		0-0-0		
2-2-0	0-1-0	0-0-0		HOME		1-1-0		1-0-0		0-0-0		
0-4-0	0-1-0	0-1-0		AWAY		0-1-0		0-1-0		0-0-0		
0-0-0	0-0-0	0-0-0		NEUTRAL		0-0-0		0-0-0		0-0-0		
RPI	S	Opponent	Score	RPI	S	Opponent	Score	RPI	S	Opponent	Score	
8	H	South Fla.	0 1	37	A	Tulsa	0 2	61	A	Villanova	2 1	
12	A	SMU	0 2					62	H	UConn	0 2	
								69	H	Columbia	3 1	
								82	H	Penn St.	2 0	
								90	A	Delaware	0 0	
								94	A	Cincinnati	2 3	
								94	H	Cincinnati	3 1	

Non-Div. I Games:

Temple

Average RPI Win:		153	WON-LOST RECORD		WINNING PCT. RANK	LAST 10 GAMES		STRENGTH OF SCHEDULE		OPP. STRENGTH OF SCHEDULE	TEAM RPI	ADJ RPI	CONF. RPI	ADJ CONF. RPI			
Average RPI Loss:		68	8-6-1		.56667	76	6-3-1		68	149	70	.51313	74	20	21		
DIV. I ONLY			4-6-0		.4	147	2-3-0		45	105	47	.53606	56	21	21		
DIV. I NON-CONF.																	
TOTALS		RPI 1-25		RPI 26-50		W-L RECORDS		RPI 51-100		RPI 101-150		RPI 150+					
8-6-1		0-3-0		0-0-1		OVERALL		1-1-0		1-1-0		6-1-0					
5-1-1		0-0-0		0-0-1		HOME		0-0-0		1-1-0		4-0-0					
3-4-0		0-2-0		0-0-0		AWAY		1-1-0		0-0-0		2-1-0					
0-1-0		0-1-0		0-0-0		NEUTRAL		0-0-0		0-0-0		0-0-0					
4-6-0		0-3-0		0-0-0		NON-CONFERENCE		1-1-0		1-1-0		2-1-0					
3-1-0		0-0-0		0-0-0		HOME		0-0-0		1-1-0		2-0-0					
1-4-0		0-2-0		0-0-		AWAY		1-1-0		0-0-0		0-1-0					
0-1-0		0-1-0		0-0-0		NEUTRAL		0-0-0		0-0-0		0-0-0					
4-0-1		0-0-0		0-0-1		CONFERENCE		0-0-0		0-0-0		4-0-0					
2-0-1		0-0-0		0-0-1		HOME		0-0-0		0-0-0		2-0-0					
2-0-0		0-0-0		0-0-0		AWAY		0-0-0		0-0-0		2-0-0					
0-0-0		0-0-0		0-0-0		NEUTRAL		0-0-0		0-0-0		0-0-0					
RPI	S	Opponent		Score		RPI	S	Opponent		Score		RPI	S	Opponent		Score	
3	A	North Carolina		1	2	31	H	FGCU		1	1	54	A	UNCW		1	5
8	A	South Fla.		0	2							85	A	UNCG		3	2
20	N	Elon		2	5												

Non-Div. I Games:

North Florida

Average RPI Win: 131		WON-LOST	WINNING	LAST 10	STRENGTH OF		OPP. STRENGTH	TEAM	ADJ		CONF.	ADJ CONF.
Average RPI Loss: 93		RECORD	PCT. RANK	GAMES	SCHEDULE		OF SCHEDULE	RPI	RPI		RPI	RPI
DIV. I ONLY		9-3-4	.6875	26	183		60	76	.51262		75	17
DIV. I NON-CONF.		7-2-2	.72727	30	126		30	62	.53209		60	16
TOTALS		RPI 1-25	RPI 26-50		W-L RECORDS		RPI 51-100		RPI 101-150		RPI 150+	
9-3-4		0-0-0	1-0-1		OVERALL		1-2-3		3-1-0		4-0-0	
5-0-2		0-0-0	1-0-1		HOME		0-0-1		2-0-0		2-0-0	
2-3-2		0-0-0	0-0-0		AWAY		1-2-2		1-1-0		0-0-0	
2-0-0		0-0-0	0-0-0		NEUTRAL		0-0-0		0-0-0		2-0-0	
7-2-2		0-0-0	1-0-1		NON-CONFERENCE		1-2-1		3-0-0		2-0-0	
3-0-1		0-0-0	1-0-1		HOME		0-0-0		2-0-0		0-0-0	
2-2-1		0-0-0	0-0-		AWAY		1-2-1		1-0-0		0-0-0	
2-0-0		0-0-0	0-0-0		NEUTRAL		0-0-0		0-0-0		2-0-0	
2-1-2		0-0-0	0-0-0		CONFERENCE		0-0-2		0-1-0		2-0-0	
2-0-1		0-0-0	0-0-0		HOME		0-0-1		0-0-0		2-0-0	
0-1-1		0-0-0	0-0-0		AWAY		0-0-1		0-1-0		0-0-0	
0-0-0		0-0-0	0-0-0		NEUTRAL		0-0-0		0-0-0		0-0-0	
RPI S	Opponent	Score	RPI S	Opponent	Score	RPI S	Opponent	Score	RPI S	Opponent	Score	
			34 H	Northwestern	2 0	53 A	CSUN	1 2	110 A	Northern Ill.	1 0	
			50 H	Butler	1 1	58 A	Ill.-Chicago	1 0	111 H	Fordham	2 1	
						87 H	Drake	1 1	117 H	DePaul	3 0	
						88 A	Missouri St.	0 0	129 A	Bradley	0 1	
						93 A	Valparaiso	0 0	175 N	Stetson	1 0	
						98 A	UC Irvine	0 1	176 N	Fla. Atlantic	1 0	
									197 H	Evansville	1 0	
									199 H	Central Ark.	3 0	
LAST 10 GAMES												
			87 H	Drake	1 1	88 A	Missouri St.	0 0				
			34 H	Northwestern	2 0	197 H	Evansville	1 0				
			110 A	Northern Ill.	1 0	117 H	DePaul	3 0				
			199 H	Central Ark.	3 0	129 A	Bradley	0 1				
			58 A	Ill.-Chicago	1 0	50 H	Butler	1 1				

Non-Div. I Games:

Loyola Chicago

UNLV

Average RPI Win:	118	WON-LOST	WINNING	LAST 10	STRENGTH OF	OPP. STRENGTH	TEAM	ADJ	CONF.	ADJ CONF.				
Average RPI Loss:	93	RECORD	PCT. RANK	GAMES	SCHEDULE	OF SCHEDULE	RPI	RPI	RPI	RPI				
DIV. I ONLY		10-6-1	.61765	52	5-4-1	128	103	72	.51086	76	12	13		
DIV. I NON-CONF.		6-2-0	.75	23	1-0-0	157	73	84	.50395	81	20	20		
<hr/>														
TOTALS	RPI 1-25	RPI 26-50		W-L RECORDS		RPI 51-100		RPI 101-150		RPI 150+				
10-6-1	0-1-0	1-1-0		OVERALL		3-1-1		4-2-0		2-1-0				
6-2-0	0-1-0	1-0-0		HOME		1-0-0		2-0-0		2-1-0				
2-4-1	0-0-0	0-1-0		AWAY		1-1-1		1-2-0		0-0-0				
2-0-0	0-0-0	0-0-0		NEUTRAL		1-0-0		1-0-0		0-0-0				
<hr/>														
6-2-0	0-0-0	0-1-0		NON-CONFERENCE		3-1-0		1-0-0		2-0-0				
3-0-0	0-0-0	0-0-0		HOME		1-0-0		0-0-0		2-0-0				
1-2-0	0-0-0	0-0-		AWAY		1-1-0		0-0-0		0-0-0				
2-0-0	0-0-0	0-0-0		NEUTRAL		1-0-0		1-0-0		0-0-0				
<hr/>														
4-4-1	0-1-0	1-0-0		CONFERENCE		0-0-1		3-2-0		0-1-0				
3-2-0	0-1-0	1-0-0		HOME		0-0-0		2-0-0		0-1-0				
1-2-1	0-0-0	0-0-0		AWAY		0-0-1		1-2-0		0-0-0				
0-0-0	0-0-0	0-0-0		NEUTRAL		0-0-0		0-0-0		0-0-0				
<hr/>														
RPI S	Opponent	Score	RPI S	Opponent	Score	RPI S	Opponent	Score	RPI S	Opponent	Score			
11 H	Seattle	2 3	28 A	Cal Poly	1 2	63 N	Mercer	2 0	107 A	Air Force	1 2			
			47 H	Utah Valley	2 1	71 A	San Diego St.	3 2	122 H	Houston Baptist	2 1			
						78 A	Loyola Marymount	0 2	129 N	Bradley	4 1			
						80 H	Gonzaga	1 0	140 H	Incarnate Word	5 1			
						92 A	CSU Bakersfield	1 1	141 A	UMKC	2 3			
									145 A	San Jose St.	1 0			
									191 H	UTRGV	0 1			
									192 H	Pacific	2 0			
									193 H	Saint Joseph's	3 2			
<hr/>														
			LAST 10 GAMES											
			107 A Air Force			1 2			92 A CSU Bakersfield			1 1		
			141 A UMKC			2 3			145 A San Jose St.			1 0		
			47 H Utah Valley			2 1			191 H UTRGV			0 1		
			11 H Seattle			2 3			122 H Houston Baptist			2 1		
			140 H Incarnate Word			5 1			80 H Gonzaga			1 0		

Non-Div. I Games:

UNLV

Average RPI Win:		120	WON-LOST RECORD		WINNING PCT. RANK		LAST 10 GAMES		STRENGTH OF SCHEDULE		OPP. STRENGTH OF SCHEDULE		TEAM RPI		ADJ RPI		CONF. RPI		ADJ CONF. RPI					
DIV. I ONLY			8-6-2		.5625		78		4-4-2		114		97		81		.51056		77		9		8	
DIV. I NON-CONF.			5-4-1		.55		93		1-2-1		152		96		105		.48671		103		12		12	
TOTALS		RPI 1-25		RPI 26-50		W-L RECORDS		RPI 51-100		RPI 101-150		RPI 150+												
8-6-2		1-1-0		1-0-0		OVERALL		0-3-0		2-1-1		4-1-1												
4-2-0		0-0-0		0-0-0		HOME		0-2-0		1-0-0		3-0-0												
4-3-2		1-1-0		1-0-0		AWAY		0-0-0		1-1-1		1-1-1												
0-1-0		0-0-0		0-0-0		NEUTRAL		0-1-0		0-0-0		0-0-0												
5-4-1		1-1-0		0-0-0		NON-CONFERENCE		0-2-0		0-0-0		4-1-1												
3-1-0		0-0-0		0-0-0		HOME		0-1-0		0-0-0		3-0-0												
2-2-1		1-1-0		0-0-		AWAY		0-0-0		0-0-0		1-1-1												
0-1-0		0-0-0		0-0-0		NEUTRAL		0-1-0		0-0-0		0-0-0												
3-2-1		0-0-0		1-0-0		CONFERENCE		0-1-0		2-1-1		0-0-0												
1-1-0		0-0-0		0-0-0		HOME		0-1-0		1-0-0		0-0-0												
2-1-1		0-0-0		1-0-0		AWAY		0-0-0		1-1-1		0-0-0												
0-0-0		0-0-0		0-0-0		NEUTRAL		0-0-0		0-0-0		0-0-0												
RPI	S	Opponent		Score		RPI	S	Opponent		Score		RPI	S	Opponent		Score								
10	A	Syracuse		1	3	40	A	New Hampshire		2	1	55	H	UMass Lowell		0	1	103	A	Stony Brook		1	2	
15	A	Ohio St.		1	0							68	H	Princeton		1	3	108	H	UMBC		2	1	
												79	N	Wright St.		0	2	114	A	Vermont		2	1	
																		116	A	Hartford		0	0	
																		154	H	Saint Peter's		3	2	
																		156	A	Marist		0	1	
																		158	H	Siena		2	1	
																		174	A	Cornell		1	0	
																		194	H	Manhattan		1	0	
																		202	A	St. Bonaventure		0	0	

Non-Div. I Games:

Binghamton

Average RPI Win:	101	WON-LOST RECORD	WINNING PCT. RANK	LAST 10 GAMES	STRENGTH OF SCHEDULE	OPP. STRENGTH OF SCHEDULE	TEAM RPI	ADJ RPI	CONF. RPI	ADJ CONF. RPI	
DIV. I ONLY	8-8-0	.5	104	3-7-0	117	35	89	.50958	78	15	14
DIV. I NON-CONF.	5-6-0	.45455	121	0-5-0	51	26	61	.53963	52	9	9
<hr/>											
TOTALS	RPI 1-25	RPI 26-50		W-L RECORDS	RPI 51-100		RPI 101-150		RPI 150+		
8-8-0	1-0-0	1-3-0		OVERALL	3-4-0		1-1-0		2-0-0		
4-2-0	0-0-0	0-2-0		HOME	2-0-0		1-0-0		1-0-0		
4-4-0	1-0-0	1-1-0		AWAY	1-2-0		0-1-0		1-0-0		
0-2-0	0-0-0	0-0-0		NEUTRAL	0-2-0		0-0-0		0-0-0		
<hr/>											
5-6-0	1-0-0	1-2-0		NON-CONFERENCE	2-4-0		1-0-0		0-0-0		
2-2-0	0-0-0	0-2-0		HOME	1-0-0		1-0-0		0-0-0		
3-2-0	1-0-0	1-0-		AWAY	1-2-0		0-0-0		0-0-0		
0-2-0	0-0-0	0-0-0		NEUTRAL	0-2-0		0-0-0		0-0-0		
<hr/>											
3-2-0	0-0-0	0-1-0		CONFERENCE	1-0-0		0-1-0		2-0-0		
2-0-0	0-0-0	0-0-0		HOME	1-0-0		0-0-0		1-0-0		
1-2-0	0-0-0	0-1-0		AWAY	0-0-0		0-1-0		1-0-0		
0-0-0	0-0-0	0-0-0		NEUTRAL	0-0-0		0-0-0		0-0-0		
<hr/>											
RPI S	Opponent	Score		RPI S	Opponent	Score		RPI S	Opponent	Score	
16 A	Boston College	1	0	28 H	Cal Poly	0	2	51 N	American	0	1
				38 H	New Mexico	1	2	76 H	UNLV	2	0
				42 A	San Diego	1	3	80 H	Gonzaga	1	0
				49 A	Harvard	1	0	82 A	Penn St.	0	3
								88 N	Missouri St.	1	2
								92 A	CSU Bakersfield	3	2
								98 A	UC Irvine	1	4
<hr/>											
LAST 10 GAMES											
				192 A	Pacific	3	0	42 A	San Diego	1	3
				139 A	St. Mary's (CA)	1	2	28 H	Cal Poly	0	2
				82 A	Penn St.	0	3	98 A	UC Irvine	1	4
				161 H	Portland	3	0	88 N	Missouri St.	1	2
				80 H	Gonzaga	1	0	51 N	American	0	1

Non-Div. I Games:

Loyola Marymount

Average RPI Win:	129	WON-LOST	WINNING	LAST 10	STRENGTH OF	OPP. STRENGTH	TEAM	ADJ	CONF.	ADJ CONF.			
Average RPI Loss:	85	RECORD	PCT. RANK	GAMES	SCHEDULE	OF SCHEDULE	RPI	RPI	RPI	RPI			
DIV. I ONLY		9-6-1	.59375	63	4-5-1	115	124	74	.50924	79	16	16	
DIV. I NON-CONF.		5-3-0	.625	53	1-2-0	99	71	70	.52257	68	18	18	
<hr/>													
TOTALS	RPI 1-25	RPI 26-50		W-L RECORDS		RPI 51-100		RPI 101-150		RPI 150+			
9-6-1	0-0-0	0-1-0		OVERALL		5-3-0		1-2-0		4-0-1			
3-4-1	0-0-0	0-0-0		HOME		3-2-0		0-2-0		0-0-1			
4-2-0	0-0-0	0-1-0		AWAY		0-1-0		1-0-0		4-0-0			
2-0-0	0-0-0	0-0-0		NEUTRAL		2-0-0		0-0-0		0-0-0			
<hr/>													
5-3-0	0-0-0	0-1-0		NON-CONFERENCE		4-1-0		0-1-0		2-0-0			
2-2-0	0-0-0	0-0-0		HOME		2-1-0		0-1-0		0-0-0			
2-1-0	0-0-0	0-0-		AWAY		0-0-0		0-0-0		2-0-0			
2-0-0	0-0-0	0-0-0		NEUTRAL		2-0-0		0-0-0		0-0-0			
<hr/>													
4-3-1	0-0-0	0-0-0		CONFERENCE		1-2-0		1-1-0		2-0-1			
1-2-1	0-0-0	0-0-0		HOME		1-1-0		0-1-0		0-0-1			
3-1-0	0-0-0	0-0-0		AWAY		0-1-0		1-0-0		2-0-0			
0-0-0	0-0-0	0-0-0		NEUTRAL		0-0-0		0-0-0		0-0-0			
<hr/>													
RPI	S	Opponent	Score	RPI	S	Opponent	Score	RPI	S	Opponent	Score		
				36	A	Kentucky	1 2	58	A	Ill.-Chicago	1 2		
								59	N	Cal St. Fullerton	2 1		
								71	H	San Diego St.	0 3		
								77	N	Binghamton	2 0		
								93	H	Valparaiso	3 1		
								94	H	Cincinnati	3 0		
								96	H	Northern Ky.	0 1		
								99	H	West Virginia	3 1		
										113	H	Bowling Green	2 3
										127	A	Cleveland St.	1 0
										138	H	Detroit	2 3
										164	H	Green Bay	0 0
										178	A	Milwaukee	1 0
										180	A	IPFW	3 2
										184	A	Eastern Ill.	2 0
										196	A	Belmont	2 0
<hr/>													
LAST 10 GAMES													
				180	A	IPFW	3 2	178	A	Milwaukee	1 0		
				71	H	San Diego St.	0 3	93	H	Valparaiso	3 1		
				113	H	Bowling Green	2 3	58	A	Ill.-Chicago	1 2		
				138	H	Detroit	2 3	164	H	Green Bay	0 0		
				196	A	Belmont	2 0	96	H	Northern Ky.	0 1		

Non-Div. I Games:

Wright St.

Average RPI Win:	96	WON-LOST RECORD	WINNING PCT. RANK	LAST 10 GAMES	STRENGTH OF SCHEDULE	OPP. STRENGTH OF SCHEDULE	TEAM RPI	ADJ RPI	CONF. RPI	ADJ CONF. RPI				
DIV. I ONLY	6-9-1	.40625	143	3-7-0	24	90	80	.50869	80	15	14			
DIV. I NON-CONF.	5-5-1	.5	99	2-3-0	15	85	56	.54209	51	9	9			
<hr/>														
TOTALS	RPI 1-25	RPI 26-50		W-L RECORDS	RPI 51-100		RPI 101-150		RPI 150+					
6-9-1	1-1-0	1-2-1		OVERALL	1-5-0		1-0-0		2-1-0					
3-4-1	0-0-0	1-1-1		HOME	1-2-0		0-0-0		1-1-0					
3-5-0	1-1-0	0-1-0		AWAY	0-3-0		1-0-0		1-0-0					
0-0-0	0-0-0	0-0-0		NEUTRAL	0-0-0		0-0-0		0-0-0					
<hr/>														
5-5-1	1-1-0	1-1-1		NON-CONFERENCE	1-3-0		1-0-0		1-0-0					
3-2-1	0-0-0	1-1-1		HOME	1-1-0		0-0-0		1-0-0					
2-3-0	1-1-0	0-0-		AWAY	0-2-0		1-0-0		0-0-0					
0-0-0	0-0-0	0-0-0		NEUTRAL	0-0-0		0-0-0		0-0-0					
<hr/>														
1-4-0	0-0-0	0-1-0		CONFERENCE	0-2-0		0-0-0		1-1-0					
0-2-0	0-0-0	0-0-0		HOME	0-1-0		0-0-0		0-1-0					
1-2-0	0-0-0	0-1-0		AWAY	0-1-0		0-0-0		1-0-0					
0-0-0	0-0-0	0-0-0		NEUTRAL	0-0-0		0-0-0		0-0-0					
<hr/>														
RPI	S	Opponent	Score		RPI	S	Opponent	Score		RPI	S	Opponent	Score	
11	A	Seattle	1	0	28	H	Cal Poly	1	1	65	H	Oregon St.	2	1
14	A	Denver	1	2	34	H	Northwestern	1	0	67	A	Washington	0	1
					42	A	San Diego	1	3	72	H	Santa Clara	0	1
					47	H	Utah Valley	0	1	76	A	UNLV	0	1
										78	A	Loyola Marymount	0	1
										95	H	Hartwick	1	2
<hr/>														
LAST 10 GAMES														
					72	H	Santa Clara	0	1	14	A	Denver	1	2
					159	H	San Francisco	1	3	129	A	Bradley	2	0
					42	A	San Diego	1	3	76	A	UNLV	0	1
					78	A	Loyola Marymount	0	1	65	H	Oregon St.	2	1
					161	A	Portland	2	1	47	H	Utah Valley	0	1

Non-Div. I Games:

Gonzaga

Average RPI Win: 143		WON-LOST RECORD		WINNING PCT. RANK		LAST 10 GAMES		STRENGTH OF SCHEDULE		OPP. STRENGTH OF SCHEDULE		TEAM RPI		ADJ RPI		CONF. RPI		ADJ CONF. RPI	
DIV. I ONLY		7-6-3		.53125 94		4-4-2		51		183		78		.50853 81		14		15	
DIV. I NON-CONF.		3-2-1		.58333 71		0-0-0		6		184		37		.55765 37		15		16	
TOTALS		RPI 1-25		RPI 26-50		W-L RECORDS		RPI 51-100		RPI 101-150		RPI 150+							
7-6-3		0-1-0		1-0-1		OVERALL		0-2-2		2-2-0		4-1-0							
5-2-1		0-0-0		1-0-0		HOME		0-1-1		1-1-0		3-0-0							
2-4-2		0-1-0		0-0-1		AWAY		0-1-1		1-1-0		1-1-0							
0-0-0		0-0-0		0-0-0		NEUTRAL		0-0-0		0-0-0		0-0-0							
3-2-1		0-1-0		1-0-1		NON-CONFERENCE		0-0-0		0-0-0		2-1-0							
3-0-0		0-0-0		1-0-0		HOME		0-0-0		0-0-0		2-0-0							
0-2-1		0-1-0		0-1-		AWAY		0-0-0		0-0-0		0-1-0							
0-0-0		0-0-0		0-0-0		NEUTRAL		0-0-0		0-0-0		0-0-0							
4-4-2		0-0-0		0-0-0		CONFERENCE		0-2-2		2-2-0		2-0-0							
2-2-1		0-0-0		0-0-0		HOME		0-1-1		1-1-0		1-0-0							
2-2-1		0-0-0		0-0-0		AWAY		0-1-1		1-1-0		1-0-0							
0-0-0		0-0-0		0-0-0		NEUTRAL		0-0-0		0-0-0		0-0-0							
RPI	S	Opponent		Score		RPI	S	Opponent		Score		RPI	S	Opponent		Score			
2	A	Clemson		1	3	32	A	Radford		1	1	63	A	Mercer		0	3		
						36	H	Kentucky		3	1	63	H	Mercer		0	1		
												85	A	UNCG		1	1		
												85	H	UNCG		1	1		
														101 A Furman		2	0		
														101 H Furman		0	2		
														104 A Wofford		2	3		
														104 H Wofford		3	2		
														160 H High Point		2	0		
														162 A Appalachian St.		1	2		
														187 H Liberty		1	0		
														205 A VMI		3	0		
														205 H VMI		3	2		
LAST 10 GAMES																			
						85	H	UNCG		1	1	101	H	Furman		0	2		
						63	A	Mercer		0	3	63	H	Mercer		0	1		
						101	A	Furman		2	0	85	A	UNCG		1	1		
						104	H	Wofford		3	2	205	H	VMI		3	2		
						205	A	VMI		3	0	104	A	Wofford		2	3		

Non-Div. I Games:

Penn St.

Average RPI Win:	112	WON-LOST RECORD	WINNING PCT. RANK	LAST 10 GAMES	STRENGTH OF SCHEDULE	OPP. STRENGTH OF SCHEDULE	TEAM RPI	ADJ RPI	CONF. RPI	ADJ CONF. RPI	
DIV. I ONLY	7-7-2	.5	104	4-5-1	64	53	79	.50614	83	10	11
DIV. I NON-CONF.	3-4-1	.4375	135	0-2-0	36	28	55	.53609	55	8	8
<hr/>											
TOTALS	RPI 1-25	RPI 26-50		W-L RECORDS	RPI 51-100		RPI 101-150		RPI 150+		
7-7-2	0-3-0	1-2-0		OVERALL	2-1-0		2-1-1		2-0-1		
3-1-2	0-0-0	1-0-0		HOME	1-1-0		0-0-1		1-0-1		
2-6-0	0-3-0	0-2-0		AWAY	1-0-0		0-1-0		1-0-0		
2-0-0	0-0-0	0-0-0		NEUTRAL	0-0-0		2-0-0		0-0-0		
<hr/>											
3-4-1	0-2-0	0-2-0		NON-CONFERENCE	0-0-0		2-0-1		1-0-0		
1-0-1	0-0-0	0-0-0		HOME	0-0-0		0-0-1		1-0-0		
0-4-0	0-2-0	0-0-		AWAY	0-0-0		0-0-0		0-0-0		
2-0-0	0-0-0	0-0-0		NEUTRAL	0-0-0		2-0-0		0-0-0		
<hr/>											
4-3-1	0-1-0	1-0-0		CONFERENCE	2-1-0		0-1-0		1-0-1		
2-1-1	0-0-0	1-0-0		HOME	1-1-0		0-0-0		0-0-1		
2-2-0	0-1-0	0-0-0		AWAY	1-0-0		0-1-0		1-0-0		
0-0-0	0-0-0	0-0-0		NEUTRAL	0-0-0		0-0-0		0-0-0		
<hr/>											
RPI S	Opponent	Score	RPI S	Opponent	Score	RPI S	Opponent	Score	RPI S	Opponent	Score
3 A	North Carolina	2 3	27 A	North Carolina St.	0 2	54 A	UNCW	1 0	101 H	Furman	1 1
17 A	UC Santa Barbara	1 3	28 A	Cal Poly	1 2	90 H	Delaware	0 2	109 N	Winthrop	1 0
20 A	Elon	0 1	48 H	Hofstra	1 0	91 H	William & Mary	3 1	110 N	Northern Ill.	3 1
									148 A	Northeastern	1 2
									179 H	James Madison	0 0
									183 H	Seton Hall	3 1
									188 A	Drexel	1 0
<hr/>											
			LAST 10 GAMES								
			20 A Elon			0 1	179 H James Madison			0 0	
			54 A UNCW			1 0	90 H Delaware			0 2	
			148 A Northeastern			1 2	188 A Drexel			1 0	
			48 H Hofstra			1 0	91 H William & Mary			3 1	
			3 A North Carolina			2 3	28 A Cal Poly			1 2	

L
e
h
i
g
h

Lehigh

Average RPI Win: 137		WON-LOST RECORD	WINNING PCT. RANK	LAST 10 GAMES	STRENGTH OF SCHEDULE	OPP. STRENGTH OF SCHEDULE	TEAM RPI	ADJ RPI		CONF. RPI	ADJ CONF. RPI						
Average RPI Loss: 98																	
DIV. I ONLY		10-5-4	.63158	48	6-1-3	156	106	84	.50565	85	14	15					
DIV. I NON-CONF.		4-4-1	.5	99	0-0-0	167	68	95	.49541	92	15	16					
<hr/>																	
TOTALS		RPI 1-25		RPI 26-50		W-L RECORDS		RPI 51-100		RPI 101-150		RPI 150+					
10-5-4		0-0-1		0-0-0		OVERALL		3-3-2		2-1-1		5-1-0					
6-2-2		0-0-0		0-0-0		HOME		1-2-1		1-0-1		4-0-0					
4-3-2		0-0-1		0-0-0		AWAY		2-1-1		1-1-0		1-1-0					
0-0-0		0-0-0		0-0-0		NEUTRAL		0-0-0		0-0-0		0-0-0					
4-4-1		0-0-1		0-0-0		NON-CONFERENCE		1-3-0		0-0-0		3-1-0					
3-2-0		0-0-0		0-0-0		HOME		0-2-0		0-0-0		3-0-0					
1-2-1		0-0-1		0-0-		AWAY		1-1-0		0-0-0		0-1-0					
0-0-0		0-0-0		0-0-0		NEUTRAL		0-0-0		0-0-0		0-0-0					
6-1-3		0-0-0		0-0-0		CONFERENCE		2-0-2		2-1-1		2-0-0					
3-0-2		0-0-0		0-0-0		HOME		1-0-1		1-0-1		1-0-0					
3-1-1		0-0-0		0-0-0		AWAY		1-0-1		1-1-0		1-0-0					
0-0-0		0-0-0		0-0-0		NEUTRAL		0-0-0		0-0-0		0-0-0					
RPI	S	Opponent		Score		RPI	S	Opponent		Score		RPI	S	Opponent		Score	
18	A	South Carolina		3	3			54	H	UNCW	1	2	101	A	Furman	0	2
								63	A	Mercer	3	2	101	H	Furman	0	0
								63	H	Mercer	2	1	104	A	Wofford	2	1
								74	H	North Florida	2	3	104	H	Wofford	3	0
								81	A	ETSU	1	1	153	H	Longwood	3	1
								81	H	ETSU	1	1	160	A	High Point	0	1
								99	A	West Virginia	0	1	185	H	Jacksonville	1	0
								100	A	Virginia Tech	1	0	191	H	UTRGV	2	0
													205	A	VMI	7	0
													205	H	VMI	11	0
<hr/>																	
LAST 10 GAMES																	
		81	A	ETSU	1	1		104	A	Wofford	2	1					
		205	H	VMI	11	0		205	A	VMI	7	0					
		104	H	Wofford	3	0		81	H	ETSU	1	1					
		63	A	Mercer	3	2		101	A	Furman	0	2					
		101	H	Furman	0	0		63	H	Mercer	2	1					

Non-Div. I Games:

UNCG

Average RPI Win:	162	WON-LOST RECORD	WINNING PCT. RANK	LAST 10 GAMES	STRENGTH OF SCHEDULE	OPP. STRENGTH OF SCHEDULE	TEAM RPI	ADJ RPI	CONF. RPI	ADJ CONF. RPI	
Average RPI Loss:	78										
DIV. I ONLY	11-3-4	.72222	18	7-0-3	196	130	85	.50354	86	22	22
DIV. I NON-CONF.	4-3-1	.5625	77	0-0-0	193	16	91	.49957	88	23	22
<hr/>											
TOTALS	RPI 1-25	RPI 26-50		W-L RECORDS	RPI 51-100		RPI 101-150		RPI 150+		
11-3-4	0-0-0	0-0-1		OVERALL	1-2-0		2-1-1		8-0-2		
8-1-1	0-0-0	0-0-1		HOME	1-0-0		1-1-0		6-0-0		
3-2-3	0-0-0	0-0-0		AWAY	0-2-0		1-0-1		2-0-2		
0-0-0	0-0-0	0-0-0		NEUTRAL	0-0-0		0-0-0		0-0-0		
<hr/>											
4-3-1	0-0-0	0-0-1		NON-CONFERENCE	1-2-0		1-1-0		2-0-0		
3-1-1	0-0-0	0-0-1		HOME	1-0-0		0-1-0		2-0-0		
1-2-0	0-0-0	0-0-		AWAY	0-2-0		1-0-0		0-0-0		
0-0-0	0-0-0	0-0-0		NEUTRAL	0-0-0		0-0-0		0-0-0		
<hr/>											
7-0-3	0-0-0	0-0-0		CONFERENCE	0-0-0		1-0-1		6-0-2		
5-0-0	0-0-0	0-0-0		HOME	0-0-0		1-0-0		4-0-0		
2-0-3	0-0-0	0-0-0		AWAY	0-0-0		0-0-1		2-0-2		
0-0-0	0-0-0	0-0-0		NEUTRAL	0-0-0		0-0-0		0-0-0		
<hr/>											
RPI S	Opponent	Score	RPI S	Opponent	Score	RPI S	Opponent	Score	RPI S	Opponent	Score
			29 H	Rutgers	0 0	55 A	UMass Lowell	0 1	116 H	Hartford	1 3
						61 H	Villanova	3 1	120 A	Holy Cross	1 0
						64 A	Providence	0 2	123 A	Rider	1 1
									142 H	Iona	1 0
									152 A	Fairfield	0 0
									154 H	Saint Peter's	3 1
									156 A	Marist	2 2
									158 H	Siena	2 0
									165 A	Canisius	2 0
									183 H	Seton Hall	4 1
									194 A	Manhattan	2 1
									200 H	Quinnipiac	3 1
									203 H	Howard	5 0
									204 H	Niagara	5 3
<hr/>											
LAST 10 GAMES											
			156 A	Marist	2 2	200 H	Quinnipiac	3 1			
			204 H	Niagara	5 3	123 A	Rider	1 1			
			194 A	Manhattan	2 1	158 H	Siena	2 0			
			152 A	Fairfield	0 0	142 H	Iona	1 0			
			154 H	Saint Peter's	3 1	165 A	Canisius	2 0			

Non-Div. I Games:

Monmouth

Drake

Page 87

Average RPI Win:		129	WON-LOST RECORD		WINNING PCT. RANK		LAST 10 GAMES		STRENGTH OF SCHEDULE		OPP. STRENGTH OF SCHEDULE		TEAM RPI		ADJ RPI		CONF. RPI		ADJ CONF. RPI	
DIV. I ONLY			5-5-4		.5 104		4-3-3		50		133		86		.50049 88		17		17	
DIV. I NON-CONF.			3-3-3		.5 99		2-1-2		68		80		81		.50232 84		16		15	
TOTALS		RPI 1-25		RPI 26-50		W-L RECORDS		RPI 51-100		RPI 101-150		RPI 150+								
5-5-4		0-2-0		1-1-0		OVERALL		1-1-1		1-1-4		2-0-0								
3-0-2		0-0-0		1-0-0		HOME		0-0-1		1-0-1		1-0-0								
1-5-2		0-2-0		0-1-0		AWAY		0-1-0		0-1-3		1-0-0								
1-0-0		0-0-0		0-0-0		NEUTRAL		1-0-0		0-0-0		0-0-0								
3-3-3		0-2-0		0-1-0		NON-CONFERENCE		1-0-0		1-0-4		1-0-0								
2-0-1		0-0-0		0-0-0		HOME		0-0-0		1-0-1		1-0-0								
0-3-3		0-2-0		0-0-		AWAY		0-0-0		0-0-3		0-0-0								
1-0-0		0-0-0		0-0-0		NEUTRAL		1-0-0		0-0-0		0-0-0								
2-2-1		0-0-0		1-0-0		CONFERENCE		0-1-1		0-1-0		1-0-0								
1-0-1		0-0-0		1-0-0		HOME		0-0-1		0-0-0		0-0-0								
1-2-0		0-0-0		0-0-0		AWAY		0-1-0		0-1-0		1-0-0								
0-0-0		0-0-0		0-0-0		NEUTRAL		0-0-0		0-0-0		0-0-0								
RPI	S	Opponent		Score		RPI	S	Opponent		Score		RPI	S	Opponent		Score				
7	A	Creighton		0	4	38	A	New Mexico		0	1	75	H	Loyola Chicago		0	0			
8	A	South Fla.		0	2	45	H	SIUE		1	0	78	N	Loyola Marymount		2	1			
												87	A	Drake		1	2			
														112 A Omaha		2	2			
														129 A Bradley		0	4			
														139 H St. Mary's (CA)		1	0			
														141 A UMKC		0	0			
														147 A Oral Roberts		2	2			
														147 H Oral Roberts		0	0			
														184 H Eastern Ill.		3	0			
														197 A Evansville		4	2			
LAST 10 GAMES																				
147 A Oral Roberts						2	2	184 H Eastern Ill.						3	0					
112 A Omaha						2	2	87 A Drake						1	2					
197 A Evansville						4	2	7 A Creighton						0	4					
129 A Bradley						0	4	45 H SIUE						1	0					
75 H Loyola Chicago						0	0	78 N Loyola Marymount						2	1					

Non-Div. I Games:

Missouri St.

Average RPI Win:		117	WON-LOST		WINNING		LAST 10		STRENGTH OF		OPP. STRENGTH		TEAM	ADJ		CONF.	ADJ CONF.						
Average RPI Loss:		93	RECORD		PCT. RANK		GAMES		SCHEDULE		OF SCHEDULE		RPI	RPI		RPI	RPI						
DIV. I ONLY			8-7-1		.53125		94		5-5-0		110		93		87		.49979						
DIV. I NON-CONF.			4-4-1		.5		99		1-1-0		106		61		89		.49753						
TOTALS		RPI 1-25		RPI 26-50		W-L RECORDS		RPI 51-100		RPI 101-150		RPI 150+											
8-7-1		1-0-0		0-1-0		OVERALL		2-4-1		2-2-0		3-1-0											
4-3-0		1-0-0		0-0-0		HOME		1-3-0		0-0-0		2-0-0											
4-4-1		0-0-0		0-1-0		AWAY		1-1-1		2-1-0		1-1-0											
0-1-0		0-0-0		0-0-0		NEUTRAL		0-0-0		0-1-0		0-0-0											
4-4-1		1-0-0		0-1-0		NON-CONFERENCE		1-2-1		1-0-0		1-1-0											
2-2-0		1-0-0		0-0-0		HOME		0-2-0		0-0-0		1-0-0											
2-2-1		0-0-0		0-0-		AWAY		1-0-1		1-0-0		0-1-0											
0-0-0		0-0-0		0-0-0		NEUTRAL		0-0-0		0-0-0		0-0-0											
4-4-0		0-0-0		0-0-0		CONFERENCE		1-2-0		1-2-0		2-0-0											
2-1-0		0-0-0		0-0-0		HOME		1-1-0		0-0-0		1-0-0											
2-2-0		0-0-0		0-0-0		AWAY		0-1-0		1-1-0		1-0-0											
0-1-0		0-0-0		0-0-0		NEUTRAL		0-0-0		0-1-0		0-0-0											
RPI	S	Opponent		Score		RPI	S	Opponent		Score		RPI	S	Opponent		Score							
15	H	Ohio St.		3 0		35	A	Maryland		0 1		51	A	American		0 3							
												60	H	Colgate		0 1							
												82	A	Penn St.		1 1							
												84	H	Lehigh		3 1							
												91	H	William & Mary		2 3							
												97	H	Oakland		2 3							
												99	A	West Virginia		1 0							
												108	A	UMBC		1 0							
												120	A	Holy Cross		1 0							
												121	N	Army West Point		1 2							
												137	A	Bucknell		0 1							
												151	A	Lafayette		4 0							
												153	A	Longwood		1 2							
												168	H	Loyola Maryland		1 0							
												193	H	Saint Joseph's		1 0							
LAST 10 GAMES																							
151 A Lafayette						4 0						120 A Holy Cross						1 0					
51 A American						0 3						84 H Lehigh						3 1					
60 H Colgate						0 1						121 N Army West Point						1 2					
108 A UMBC						1 0						168 H Loyola Maryland						1 0					
137 A Bucknell						0 1						91 H William & Mary						2 3					

Average RPI Win:	132	WON-LOST RECORD	WINNING PCT. RANK	LAST 10 GAMES	STRENGTH OF SCHEDULE	OPP. STRENGTH OF SCHEDULE	TEAM RPI	ADJ RPI	CONF. RPI	ADJ CONF. RPI		
DIV. I ONLY		9-6-3	.58333	73	6-2-2	154	89	94	.49924	90	10	11
DIV. I NON-CONF.		4-4-2	.5	99	1-0-1	138	101	97	.49495	93	8	8
<hr/>												
TOTALS	RPI 1-25	RPI 26-50		W-L RECORDS		RPI 51-100		RPI 101-150		RPI 150+		
9-6-3	0-1-0	1-1-0		OVERALL		3-3-2		1-1-0		4-0-1		
4-2-3	0-1-0	0-0-0		HOME		1-1-2		0-0-0		3-0-1		
5-4-0	0-0-0	1-1-0		AWAY		2-2-0		1-1-0		1-0-0		
0-0-0	0-0-0	0-0-0		NEUTRAL		0-0-0		0-0-0		0-0-0		
<hr/>												
4-4-2	0-0-0	1-0-0		NON-CONFERENCE		1-3-1		0-1-0		2-0-1		
2-1-2	0-0-0	0-0-0		HOME		1-1-1		0-0-0		1-0-1		
2-3-0	0-0-0	1-0-		AWAY		0-2-0		0-1-0		1-0-0		
0-0-0	0-0-0	0-0-0		NEUTRAL		0-0-0		0-0-0		0-0-0		
<hr/>												
5-2-1	0-1-0	0-1-0		CONFERENCE		2-0-1		1-0-0		2-0-0		
2-1-1	0-1-0	0-0-0		HOME		0-0-1		0-0-0		2-0-0		
3-1-0	0-0-0	0-1-0		AWAY		2-0-0		1-0-0		0-0-0		
0-0-0	0-0-0	0-0-0		NEUTRAL		0-0-0		0-0-0		0-0-0		
<hr/>												
RPI	S	Opponent	Score	RPI	S	Opponent	Score	RPI	S	Opponent	Score	
20	H	Elon	0 1	35	A	Maryland	2 1	54	H	UNCW	1 1	
				48	A	Hofstra	0 1	61	A	Villanova	1 2	
								69	H	Columbia	0 1	
								73	H	Temple	0 0	
								83	A	Col. of Charleston	2 0	
								84	H	Lehigh	3 2	
								91	A	William & Mary	3 1	
								100	A	Virginia Tech	1 4	

Non-Div. I Games:

Delaware

Average RPI Win:	132	WON-LOST RECORD		WINNING PCT. RANK		LAST 10 GAMES		STRENGTH OF SCHEDULE		OPP. STRENGTH OF SCHEDULE		TEAM RPI		ADJ RPI		CONF. RPI		ADJ CONF. RPI					
DIV. I ONLY		7-8-2		.47059	120	4-6-0		81		62		97		.4967	91	10		11					
DIV. I NON-CONF.		5-2-2		.66667	43	2-0-0		43		44		67		.52756	63	8		8					
TOTALS		RPI 1-25		RPI 26-50		W-L RECORDS		RPI 51-100		RPI 101-150		RPI 150+											
7-8-2		1-2-2		0-1-0		OVERALL		1-3-0		1-1-0		4-1-0											
3-3-1		1-0-1		0-1-0		HOME		0-2-0		0-0-0		2-0-0											
4-5-1		0-2-1		0-0-0		AWAY		1-1-0		1-1-0		2-1-0											
0-0-0		0-0-0		0-0-0		NEUTRAL		0-0-0		0-0-0		0-0-0											
5-2-2		0-2-2		0-0-0		NON-CONFERENCE		1-0-0		1-0-0		3-0-0											
2-0-1		0-0-1		0-0-0		HOME		0-0-0		0-0-0		2-0-0											
3-2-1		0-2-1		0-0-		AWAY		1-0-0		1-0-0		1-0-0											
0-0-0		0-0-0		0-0-0		NEUTRAL		0-0-0		0-0-0		0-0-0											
2-6-0		1-0-0		0-1-0		CONFERENCE		0-3-0		0-1-0		1-1-0											
1-3-0		1-0-0		0-1-0		HOME		0-2-0		0-0-0		0-0-0											
1-3-0		0-0-0		0-0-0		AWAY		0-1-0		0-1-0		1-1-0											
0-0-0		0-0-0		0-0-0		NEUTRAL		0-0-0		0-0-0		0-0-0											
RPI	S	Opponent		Score		RPI	S	Opponent		Score		RPI	S	Opponent		Score							
3	A	North Carolina		1	1	48	H	Hofstra		0	1	54	H	UNCW		1	2	130	A	VCU	2	0	
13	A	Coastal Caro.		0	2							83	A	Col. of Charleston		1	3	148	A	Northeastern	1	2	
20	H	Elon		4	1							89	A	Navy		3	2	153	A	Longwood	3	2	
24	H	Charlotte		0	0							90	H	Delaware		1	3	155	H	UNC Asheville	4	2	
25	A	Louisville		1	2													179	A	James Madison	1	3	
																		187	H	Liberty	4	2	
																		188	A	Drexel	3	0	
LAST 10 GAMES																							
						90	H	Delaware		1	3	179	A	James Madison		1	3						
						130	A	VCU		2	0	148	A	Northeastern		1	2						
						188	A	Drexel		3	0	48	H	Hofstra		0	1						
						155	H	UNC Asheville		4	2	20	H	Elon		4	1						
						54	H	UNCW		1	2	83	A	Col. of Charleston		1	3						

Non-Div. I Games:

William & Mary

Average RPI Win:		139	WON-LOST RECORD		WINNING PCT. RANK		LAST 10 GAMES		STRENGTH OF SCHEDULE		OPP. STRENGTH OF SCHEDULE		TEAM RPI		ADJ RPI		CONF. RPI		ADJ CONF. RPI										
DIV. I ONLY			7-5-4		.5625		78		5-3-2		104		131		88		.4962		92		12		13						
DIV. I NON-CONF.			3-2-2		.57143		73		1-0-0		132		101		102		.48705		102		20		20						
TOTALS		RPI 1-25		RPI 26-50		W-L RECORDS		RPI 51-100		RPI 101-150		RPI 150+																	
7-5-4		0-2-0		0-0-1		OVERALL		0-1-2		5-1-1		2-1-0																	
4-1-2		0-0-0		0-0-1		HOME		0-1-1		3-0-0		1-0-0																	
3-4-2		0-2-0		0-0-0		AWAY		0-0-1		2-1-1		1-1-0																	
0-0-0		0-0-0		0-0-0		NEUTRAL		0-0-0		0-0-0		0-0-0																	
3-2-2		0-1-0		0-0-0		NON-CONFERENCE		0-1-1		1-0-1		2-0-0																	
1-1-0		0-0-0		0-0-0		HOME		0-1-0		0-0-0		1-0-0																	
2-1-2		0-1-0		0-0-		AWAY		0-0-1		1-0-1		1-0-0																	
0-0-0		0-0-0		0-0-0		NEUTRAL		0-0-0		0-0-0		0-0-0																	
4-3-2		0-1-0		0-0-1		CONFERENCE		0-0-1		4-1-0		0-1-0																	
3-0-2		0-0-0		0-0-1		HOME		0-0-1		3-0-0		0-0-0																	
1-3-0		0-1-0		0-0-0		AWAY		0-0-0		1-1-0		0-1-0																	
0-0-0		0-0-0		0-0-0		NEUTRAL		0-0-0		0-0-0		0-0-0																	
RPI	S	Opponent		Score		RPI	S	Opponent		Score		RPI	S	Opponent		Score													
11	A	Seattle		1 3		47	H	Utah Valley		0 0		53	A	CSUN		0 0		105	A	UC Davis		2 1							
14	A	Denver		0 4								76	H	UNLV		1 1		107	H	Air Force		2 1							
												78	H	Loyola Marymount		2 3		122	A	Houston Baptist		4 2							
																		133	A	Sacramento St.		1 1							
																		140	A	Incarnate Word		2 3							
																		141	H	UMKC		3 0							
																		144	H	Grand Canyon		2 1							
																		159	A	San Francisco		2 1							
																		191	A	UTRGV		0 3							
																		192	H	Pacific		2 0							
LAST 10 GAMES																													
						191 A UTRGV						0 3						11 A Seattle						1 3					
						122 A Houston Baptist						4 2						76 H UNLV						1 1					
						141 H UMKC						3 0						144 H Grand Canyon						2 1					
						107 H Air Force						2 1						192 H Pacific						2 0					
						47 H Utah Valley						0 0						140 A Incarnate Word						2 3					

Non-Div. I Games:

CSU Bakersfield

Average RPI Win:	139	WON-LOST RECORD	WINNING PCT. RANK	LAST 10 GAMES	STRENGTH OF SCHEDULE	OPP. STRENGTH OF SCHEDULE	TEAM RPI	ADJ RPI	CONF. RPI	ADJ CONF. RPI		
DIV. I ONLY		6-6-5	.5	104	3-4-3	57	152	91	.49552	93	16	16
DIV. I NON-CONF.		4-3-2	.55556	85	1-1-1	46	127	76	.51691	74	18	18
<hr/>												
TOTALS	RPI 1-25	RPI 26-50		W-L RECORDS		RPI 51-100		RPI 101-150		RPI 150+		
6-6-5	0-0-0	0-2-1		OVERALL		1-4-2		2-0-1		3-0-1		
2-1-2	0-0-0	0-0-0		HOME		0-1-1		2-0-0		0-0-1		
4-5-3	0-0-0	0-2-1		AWAY		1-3-1		0-0-1		3-0-0		
0-0-0	0-0-0	0-0-0		NEUTRAL		0-0-0		0-0-0		0-0-0		
<hr/>												
4-3-2	0-0-0	0-2-1		NON-CONFERENCE		1-1-1		1-0-0		2-0-0		
1-0-1	0-0-0	0-0-0		HOME		0-0-1		1-0-0		0-0-0		
3-3-1	0-0-0	0-1-		AWAY		1-1-0		0-0-0		2-0-0		
0-0-0	0-0-0	0-0-0		NEUTRAL		0-0-0		0-0-0		0-0-0		
<hr/>												
2-3-3	0-0-0	0-0-0		CONFERENCE		0-3-1		1-0-1		1-0-1		
1-1-1	0-0-0	0-0-0		HOME		0-1-0		1-0-0		0-0-1		
1-2-2	0-0-0	0-0-0		AWAY		0-2-1		0-0-1		1-0-0		
0-0-0	0-0-0	0-0-0		NEUTRAL		0-0-0		0-0-0		0-0-0		
<hr/>												
RPI S	Opponent	Score	RPI S	Opponent	Score	RPI S	Opponent	Score	RPI S	Opponent	Score	
			36 A	Kentucky	1 2	58 H	Ill.-Chicago	0 1	112 H	Omaha	1 0	
			38 A	New Mexico	1 1	66 A	Western Mich.	2 0	127 H	Cleveland St.	1 0	
			41 A	Michigan	0 1	75 H	Loyola Chicago	0 0	138 A	Detroit	0 0	
						79 A	Wright St.	1 3	171 A	Western Ill.	3 2	
						94 A	Cincinnati	0 1	178 A	Milwaukee	1 0	
						96 A	Northern Ky.	0 0	181 A	IUPUI	2 1	
						97 A	Oakland	1 2	196 H	Belmont	1 1	
<hr/>												
LAST 10 GAMES												
			97 A	Oakland	1 2	38 A	New Mexico	1 1				
			58 H	Ill.-Chicago	0 1	79 A	Wright St.	1 3				
			196 H	Belmont	1 1	178 A	Milwaukee	1 0				
			41 A	Michigan	0 1	112 H	Omaha	1 0				
			96 A	Northern Ky.	0 0	127 H	Cleveland St.	1 0				

Non-Div. I Games:

Valparaiso

Average RPI Win:		126	WON-LOST RECORD		WINNING PCT. RANK		LAST 10 GAMES		STRENGTH OF SCHEDULE		OPP. STRENGTH OF SCHEDULE		TEAM RPI		ADJ RPI		CONF. RPI		ADJ CONF. RPI					
DIV. I ONLY			7-8-3		.47222		119		3-4-3		72		72		98		.49473		94		4		4	
DIV. I NON-CONF.			6-4-0		.6		65		2-0-0		117		125		120		.47324		116		5		5	
TOTALS		RPI 1-25		RPI 26-50		W-L RECORDS		RPI 51-100		RPI 101-150		RPI 150+												
7-8-3		0-2-0		0-1-1		OVERALL		4-3-1		0-2-1		3-0-0												
6-3-2		0-1-0		0-1-1		HOME		3-1-0		0-0-1		3-0-0												
1-5-1		0-1-0		0-0-0		AWAY		1-2-1		0-2-0		0-0-0												
0-0-0		0-0-0		0-0-0		NEUTRAL		0-0-0		0-0-0		0-0-0												
6-4-0		0-0-0		0-1-0		NON-CONFERENCE		3-2-0		0-1-0		3-0-0												
5-2-0		0-0-0		0-1-0		HOME		2-1-0		0-0-0		3-0-0												
1-2-0		0-0-0		0-0-		AWAY		1-1-0		0-1-0		0-0-0												
0-0-0		0-0-0		0-0-0		NEUTRAL		0-0-0		0-0-0		0-0-0												
1-4-3		0-2-0		0-0-1		CONFERENCE		1-1-1		0-1-1		0-0-0												
1-1-2		0-1-0		0-0-1		HOME		1-0-0		0-0-1		0-0-0												
0-3-1		0-1-0		0-0-0		AWAY		0-1-1		0-1-0		0-0-0												
0-0-0		0-0-0		0-0-0		NEUTRAL		0-0-0		0-0-0		0-0-0												
RPI	S	Opponent		Score		RPI	S	Opponent		Score		RPI	S	Opponent		Score								
8	A	South Fla.		0 3		37	H	Tulsa		1 1		62	A	UConn		1 1								
12	H	SMU		0 1		46	H	Xavier		1 2		73	A	Temple		1 3								
												73	H	Temple		3 2								
												79	A	Wright St.		0 3								
												93	H	Valparaiso		1 0								
												96	H	Northern Ky.		3 2								
												97	A	Oakland		3 0								
												100	H	Virginia Tech		1 5								
LAST 10 GAMES																								
						102	A	UCF		0 1		8	A	South Fla.		0 3								
						73	A	Temple		1 3		62	A	UConn		1 1								
						135	H	Memphis		3 3		37	H	Tulsa		1 1								
						12	H	SMU		0 1		97	A	Oakland		3 0								
						180	H	IPFW		2 1		73	H	Temple		3 2								

Non-Div. I Games:

Cincinnati

Average RPI Win:	155	WON-LOST	WINNING	LAST 10	STRENGTH OF	OPP. STRENGTH	TEAM	ADJ	CONF.	ADJ CONF.	
Average RPI Loss:	86	RECORD	PCT. RANK	GAMES	SCHEDULE	OF SCHEDULE	RPI	RPI	RPI	RPI	
DIV. I ONLY	8-5-3	.59375	63	5-4-1	140	145	93	.49411	95	24	24
DIV. I NON-CONF.	4-5-3	.45833	120	1-4-1	128	90	86	.4972	90	22	23
<hr/>											
TOTALS	RPI 1-25	RPI 26-50		W-L RECORDS	RPI 51-100		RPI 101-150		RPI 150+		
8-5-3	0-0-0	0-1-0		OVERALL	1-2-1		2-1-2		5-1-0		
3-1-3	0-0-0	0-0-0		HOME	0-0-1		1-1-2		2-0-0		
4-4-0	0-0-0	0-1-0		AWAY	1-2-0		0-0-0		3-1-0		
1-0-0	0-0-0	0-0-0		NEUTRAL	0-0-0		1-0-0		0-0-0		
<hr/>											
4-5-3	0-0-0	0-1-0		NON-CONFERENCE	1-2-1		1-1-2		2-1-0		
1-1-3	0-0-0	0-0-0		HOME	0-0-1		0-1-2		1-0-0		
2-4-0	0-0-0	0-0-		AWAY	1-2-0		0-0-0		1-1-0		
1-0-0	0-0-0	0-0-0		NEUTRAL	0-0-0		1-0-0		0-0-0		
<hr/>											
4-0-0	0-0-0	0-0-0		CONFERENCE	0-0-0		1-0-0		3-0-0		
2-0-0	0-0-0	0-0-0		HOME	0-0-0		1-0-0		1-0-0		
2-0-0	0-0-0	0-0-0		AWAY	0-0-0		0-0-0		2-0-0		
0-0-0	0-0-0	0-0-0		NEUTRAL	0-0-0		0-0-0		0-0-0		
<hr/>											
RPI S	Opponent	Score	RPI S	Opponent	Score	RPI S	Opponent	Score	RPI S	Opponent	Score
			40 A	New Hampshire	1 2	55 A	UMass Lowell	0 1	114 H	Vermont	0 1
						57 A	Albany (NY)	0 3	122 N	Houston Baptist	3 2
						60 H	Colgate	3 3	132 H	Saint Francis (PA)	0 0
						80 A	Gonzaga	2 1	137 H	Bucknell	2 2
									149 H	Georgia St.	1 0
									157 H	Ga. Southern	3 0
									162 A	Appalachian St.	2 1
									166 A	Bryant	1 2
									174 H	Cornell	2 0
									195 A	NJIT	2 1
									202 A	St. Bonaventure	1 0
<hr/>											
LAST 10 GAMES											
	162 A	Appalachian St.	2	1		157 H	Ga. Southern	3	0		
	114 H	Vermont	0	1		166 A	Bryant	1	2		
	149 H	Georgia St.	1	0		57 A	Albany (NY)	0	3		
	60 H	Colgate	3	3		174 H	Cornell	2	0		
	195 A	NJIT	2	1		55 A	UMass Lowell	0	1		

Non-Div. I Games:

Hartwick

Average RPI Win:	150	WON-LOST	WINNING	LAST 10	STRENGTH OF	OPP. STRENGTH	TEAM	ADJ	CONF.	ADJ CONF.	
Average RPI Loss:	108	RECORD	PCT. RANK	GAMES	SCHEDULE	OF SCHEDULE	RPI	RPI	RPI	RPI	
DIV. I ONLY	8-4-4	.625	49	4-2-4	157	140	92	.49379	96	16	16
DIV. I NON-CONF.	4-3-1	.5625	77	1-1-1	183	142	114	.47035	120	18	18
<hr/>											
TOTALS	RPI 1-25	RPI 26-50		W-L RECORDS		RPI 51-100		RPI 101-150		RPI 150+	
8-4-4	0-0-0	0-0-0		OVERALL		1-3-2		3-1-1		4-1-1	
2-1-3	0-0-0	0-0-0		HOME		0-1-2		0-0-0		2-0-1	
5-2-1	0-0-0	0-0-0		AWAY		1-2-0		2-0-1		2-1-0	
1-1-0	0-0-0	0-0-0		NEUTRAL		0-0-0		1-1-0		0-0-0	
<hr/>											
4-3-1	0-0-0	0-0-0		NON-CONFERENCE		0-2-0		2-1-0		2-1-1	
0-0-1	0-0-0	0-0-0		HOME		0-0-0		0-0-0		0-0-1	
3-3-0	0-0-0	0-0-		AWAY		0-2-0		1-0-0		2-1-0	
1-1-0	0-0-0	0-0-0		NEUTRAL		0-0-0		1-1-0		0-0-0	
<hr/>											
4-1-3	0-0-0	0-0-0		CONFERENCE		1-1-2		1-0-1		2-0-0	
2-1-2	0-0-0	0-0-0		HOME		0-1-2		0-0-0		2-0-0	
2-0-1	0-0-0	0-0-0		AWAY		1-0-0		1-0-1		0-0-0	
0-0-0	0-0-0	0-0-0		NEUTRAL		0-0-0		0-0-0		0-0-0	
<hr/>											
RPI	S	Opponent	Score	RPI	S	Opponent	Score	RPI	S	Opponent	Score
				56 A Dayton 0 4				127 A Cleveland St. 2 1			
				58 H Ill.-Chicago 0 1				132 N Saint Francis (PA) 2 0			
				79 A Wright St. 1 0				135 A Memphis 1 0			
				93 H Valparaiso 0 0				137 N Bucknell 0 1			
				94 A Cincinnati 2 3				138 A Detroit 1 1			
				97 H Oakland 1 1				164 H Green Bay 2 1			
								180 A IPFW 2 0			
								181 H IUPUI 2 2			
								184 A Eastern Ill. 2 1			
								196 H Belmont 1 0			
								197 A Evansville 0 4			
<hr/>											
				LAST 10 GAMES							
197 A Evansville 0 4				58 H Ill.-Chicago 0 1							
181 H IUPUI 2 2				127 A Cleveland St. 2 1							
164 H Green Bay 2 1				97 H Oakland 1 1							
184 A Eastern Ill. 2 1				196 H Belmont 1 0							
93 H Valparaiso 0 0				138 A Detroit 1 1							

Non-Div. I Games:

Northern Ky.

Average RPI Win:	130	WON-LOST RECORD	WINNING PCT. RANK	LAST 10 GAMES	STRENGTH OF SCHEDULE	OPP. STRENGTH OF SCHEDULE	TEAM RPI	ADJ RPI	CONF. RPI	ADJ CONF. RPI	
Average RPI Loss:	88										
DIV. I ONLY	7-8-1	.46875	123	4-5-1	61	150	95	.49349	97	16	16
DIV. I NON-CONF.	3-5-0	.375	152	0-3-0	38	119	71	.52275	67	18	18
<hr/>											
TOTALS	RPI 1-25	RPI 26-50		W-L RECORDS	RPI 51-100		RPI 101-150		RPI 150+		
7-8-1	0-0-0	0-2-0		OVERALL	3-3-1		1-2-0		3-1-0		
3-5-0	0-0-0	0-2-0		HOME	1-1-0		1-1-0		1-1-0		
4-3-1	0-0-0	0-0-0		AWAY	2-2-1		0-1-0		2-0-0		
0-0-0	0-0-0	0-0-0		NEUTRAL	0-0-0		0-0-0		0-0-0		
<hr/>											
3-5-0	0-0-0	0-2-0		NON-CONFERENCE	2-2-0		0-1-0		1-0-0		
1-3-0	0-0-0	0-2-0		HOME	0-1-0		0-0-0		1-0-0		
2-2-0	0-0-0	0-0-		AWAY	2-1-0		0-1-0		0-0-0		
0-0-0	0-0-0	0-0-0		NEUTRAL	0-0-0		0-0-0		0-0-0		
<hr/>											
4-3-1	0-0-0	0-0-0		CONFERENCE	1-1-1		1-1-0		2-1-0		
2-2-0	0-0-0	0-0-0		HOME	1-0-0		1-1-0		0-1-0		
2-1-1	0-0-0	0-0-0		AWAY	0-1-1		0-0-0		2-0-0		
0-0-0	0-0-0	0-0-0		NEUTRAL	0-0-0		0-0-0		0-0-0		
<hr/>											
RPI S	Opponent	Score	RPI S	Opponent	Score	RPI S	Opponent	Score	RPI S	Opponent	Score
			41 H	Michigan	1 4	52 A	Michigan St.	0 2	108 A	UMBC	1 2
			45 H	SIUE	0 1	56 A	Dayton	2 0	127 H	Cleveland St.	3 4
						58 A	Ill.-Chicago	0 1	138 H	Detroit	2 0
						89 A	Navy	3 2	164 A	Green Bay	1 0
						93 H	Valparaiso	2 1	171 H	Western Ill.	3 0
						94 H	Cincinnati	0 3	178 H	Milwaukee	0 1
						96 A	Northern Ky.	1 1	196 A	Belmont	2 0
<hr/>											
			LAST 10 GAMES								
			93 H	Valparaiso	2 1	127 H	Cleveland St.	3 4			
			52 A	Michigan St.	0 2	96 A	Northern Ky.	1 1			
			58 A	Ill.-Chicago	0 1	94 H	Cincinnati	0 3			
			138 H	Detroit	2 0	196 A	Belmont	2 0			
			164 A	Green Bay	1 0	41 H	Michigan	1 4			

Non-Div. I Games:

Oakland

Average RPI Win:		95	WON-LOST RECORD		WINNING PCT. RANK		LAST 10 GAMES		STRENGTH OF SCHEDULE		OPP. STRENGTH OF SCHEDULE		TEAM RPI		ADJ RPI		CONF. RPI		ADJ CONF. RPI				
DIV. I ONLY			5-10-4		.36842 161		3-5-2		22		68		101		.49335 98		7		6				
DIV. I NON-CONF.			2-5-2		.33333 158		0-0-0		8		95		66		.52246 69		4		4				
TOTALS		RPI 1-25		RPI 26-50		W-L RECORDS		RPI 51-100		RPI 101-150		RPI 150+											
5-10-4		0-4-0		0-0-2		OVERALL		3-2-2		2-4-0		0-0-0											
3-2-3		0-1-0		0-0-1		HOME		2-1-2		1-0-0		0-0-0											
2-8-1		0-3-0		0-0-1		AWAY		1-1-0		1-4-0		0-0-0											
0-0-0		0-0-0		0-0-0		NEUTRAL		0-0-0		0-0-0		0-0-0											
2-5-2		0-3-0		0-0-1		NON-CONFERENCE		2-0-1		0-2-0		0-0-0											
2-0-1		0-0-0		0-0-0		HOME		2-0-1		0-0-0		0-0-0											
0-5-1		0-3-0		0-1-		AWAY		0-0-0		0-2-0		0-0-0											
0-0-0		0-0-0		0-0-0		NEUTRAL		0-0-0		0-0-0		0-0-0											
3-5-2		0-1-0		0-0-1		CONFERENCE		1-2-1		2-2-0		0-0-0											
1-2-2		0-1-0		0-0-1		HOME		0-1-1		1-0-0		0-0-0											
2-3-0		0-0-0		0-0-0		AWAY		1-1-0		1-2-0		0-0-0											
0-0-0		0-0-0		0-0-0		NEUTRAL		0-0-0		0-0-0		0-0-0											
RPI	S	Opponent		Score		RPI	S	Opponent		Score		RPI	S	Opponent		Score							
7	A	Creighton		0	4	28	H	Cal Poly		1	1	53	A	CSUN		2	0	105	A	UC Davis		1	2
12	A	SMU		0	2	42	A	San Diego		1	1	53	H	CSUN		0	0	112	A	Omaha		0	1
17	H	UC Santa Barbara		1	3							59	A	Cal St. Fullerton		0	3	133	A	Sacramento St.		2	3
19	A	UCLA		3	4							59	H	Cal St. Fullerton		0	1	134	A	UC Riverside		5	1
												71	H	San Diego St.		0	0	134	H	UC Riverside		1	0
												75	H	Loyola Chicago		1	0	147	A	Oral Roberts		1	2
												78	H	Loyola Marymount		4	1						
LAST 10 GAMES																							
						53	H	CSUN		0	0	134	H	UC Riverside		1	0						
						59	H	Cal St. Fullerton		0	1	105	A	UC Davis		1	2						
						53	A	CSUN		2	0	133	A	Sacramento St.		2	3						
						134	A	UC Riverside		5	1	28	H	Cal Poly		1	1						
						59	A	Cal St. Fullerton		0	3	17	H	UC Santa Barbara		1	3						

Non-Div. I Games:

UC Irvine

Average RPI Win:		117	WON-LOST RECORD		WINNING PCT. RANK	LAST 10 GAMES	STRENGTH OF SCHEDULE		OPP. STRENGTH OF SCHEDULE	TEAM RPI	ADJ RPI	CONF. RPI	ADJ CONF. RPI				
Average RPI Loss:		83															
DIV. I ONLY			6-10-0		.375	155	4-6-0		27	117	99	.49218	99	8	9		
DIV. I NON-CONF.			5-7-0		.41667	145	3-3-0		60	114	106	.48618	104	11	11		
TOTALS		RPI 1-25		RPI 26-50		W-L RECORDS		RPI 51-100		RPI 101-150		RPI 150+					
6-10-0		0-2-0		0-1-0		OVERALL		3-5-0		1-1-0		2-2-0					
5-3-0		0-2-0		0-0-0		HOME		3-1-0		0-0-0		2-1-0					
1-7-0		0-0-0		0-1-0		AWAY		0-4-0		1-1-0		0-1-0					
0-0-0		0-0-0		0-0-0		NEUTRAL		0-0-0		0-0-0		0-0-0					
5-7-0		0-1-0		0-1-0		NON-CONFERENCE		2-5-0		1-0-0		2-1-0					
4-3-0		0-1-0		0-0-0		HOME		2-1-0		0-0-0		2-1-0					
1-5-0		0-0-0		0-0-		AWAY		0-4-0		1-0-0		0-0-0					
0-0-0		0-0-0		0-0-0		NEUTRAL		0-0-0		0-0-0		0-0-0					
1-3-0		0-1-0		0-0-0		CONFERENCE		1-0-0		0-1-0		0-1-0					
1-1-0		0-1-0		0-0-0		HOME		1-0-0		0-0-0		0-0-0					
0-2-0		0-0-0		0-0-0		AWAY		0-0-0		0-1-0		0-1-0					
0-0-0		0-0-0		0-0-0		NEUTRAL		0-0-0		0-0-0		0-0-0					
RPI	S	Opponent		Score		RPI	S	Opponent		Score		RPI	S	Opponent		Score	
5	H	Akron		0 2		41	A	Michigan		1 3		52	A	Michigan St.		0 1	
9	H	Georgetown		1 3								66	H	Western Mich.		1 0	
												68	A	Princeton		2 3	
												79	A	Wright St.		1 3	
												82	H	Penn St.		3 0	
												85	H	UNCG		1 0	
												89	H	Navy		0 1	
												100	A	Virginia Tech		0 2	
</																	

Non-Div. I Games:

West Virginia

Average RPI Win: 107		WON-LOST	WINNING	LAST 10	STRENGTH OF		OPP. STRENGTH	TEAM	ADJ	CONF.	ADJ CONF.
Average RPI Loss: 61		RECORD	PCT. RANK	GAMES	SCHEDULE		OF SCHEDULE	RPI	RPI	RPI	RPI
DIV. I ONLY		5-9-3	.38235	150	1-7-2		38	28	102	.48863	100
DIV. I NON-CONF.		5-4-0	.55556	85	1-3-0		133	150	164	.43356	165
TOTALS		RPI 1-25	RPI 26-50		W-L RECORDS		RPI 51-100		RPI 101-150		RPI 150+
5-9-3		0-5-2	1-1-0		OVERALL		3-1-0		0-0-1		1-2-0
2-5-1		0-3-1	0-0-0		HOME		2-1-0		0-0-0		0-1-0
3-4-2		0-2-1	1-1-0		AWAY		1-0-0		0-0-1		1-1-0
0-0-0		0-0-0	0-0-0		NEUTRAL		0-0-0		0-0-0		0-0-0
5-4-0		0-1-0	1-0-0		NON-CONFERENCE		3-1-0		0-0-0		1-2-0
2-2-0		0-0-0	0-0-0		HOME		2-1-0		0-0-0		0-1-0
3-2-0		0-1-0	1-0-		AWAY		1-0-0		0-0-0		1-1-0
0-0-0		0-0-0	0-0-0		NEUTRAL		0-0-0		0-0-0		0-0-0
0-5-3		0-4-2	0-1-0		CONFERENCE		0-0-0		0-0-1		0-0-0
0-3-1		0-3-1	0-0-0		HOME		0-0-0		0-0-0		0-0-0
0-2-2		0-1-1	0-1-0		AWAY		0-0-0		0-0-1		0-0-0
0-0-0		0-0-0	0-0-0		NEUTRAL		0-0-0		0-0-0		0-0-0
RPI S	Opponent	Score	RPI S	Opponent	Score	RPI S	Opponent	Score	RPI S	Opponent	Score
2 A	Clemson	0 2	39 A	Duke	1 2	85 H	UNCG	0 1	124 A	Pittsburgh	0 0
3 H	North Carolina	0 2	46 A	Xavier	3 1	90 H	Delaware	4 1	160 A	High Point	1 2
6 H	Notre Dame	0 0				94 A	Cincinnati	5 1	196 H	Belmont	1 2
16 H	Boston College	1 4				99 H	West Virginia	2 0	205 A	VMI	2 1
23 H	Virginia	0 1									
24 A	Charlotte	0 5									
25 A	Louisville	1 1									
LAST 10 GAMES											
39 A	Duke	1 2	160 A	High Point	1 2						
196 H	Belmont	1 2	124 A	Pittsburgh	0 0						
23 H	Virginia	0 1	99 H	West Virginia	2 0						
24 A	Charlotte	0 5	2 A	Clemson	0 2						
6 H	Notre Dame	0 0	16 H	Boston College	1 4						

Non-Div. I Games:

Virginia Tech

Average RPI Win: 122		WON-LOST	WINNING	LAST 10	STRENGTH OF		OPP. STRENGTH	TEAM	ADJ	CONF.	ADJ CONF.
Average RPI Loss: 78		RECORD	PCT. RANK	GAMES	SCHEDULE		OF SCHEDULE	RPI	RPI	RPI	RPI
DIV. I ONLY		7-5-4	.5625	78	6-2-2		121	95	96	.4886	101
DIV. I NON-CONF.		1-3-2	.33333	158	0-0-0		129	18	92	.4881	99
TOTALS		RPI 1-25	RPI 26-50		W-L RECORDS		RPI 51-100		RPI 101-150		RPI 150+
7-5-4		0-1-0	0-1-0		OVERALL		3-1-3		2-1-0		2-1-1
3-4-1		0-1-0	0-0-0		HOME		1-1-1		1-1-0		1-1-0
4-0-2		0-0-0	0-0-0		AWAY		2-0-2		1-0-0		1-0-0
0-1-1		0-0-0	0-1-0		NEUTRAL		0-0-0		0-0-0		0-0-1
1-3-2		0-1-0	0-1-0		NON-CONFERENCE		0-0-1		1-0-0		0-1-1
1-2-0		0-1-0	0-0-0		HOME		0-0-0		1-0-0		0-1-0
0-0-1		0-0-0	0-0-		AWAY		0-0-1		0-0-0		0-0-0
0-1-1		0-0-0	0-1-0		NEUTRAL		0-0-0		0-0-0		0-0-1
6-2-2		0-0-0	0-0-0		CONFERENCE		3-1-2		1-1-0		2-0-0
2-2-1		0-0-0	0-0-0		HOME		1-1-1		0-1-0		1-0-0
4-0-1		0-0-0	0-0-0		AWAY		2-0-1		1-0-0		1-0-0
0-0-0		0-0-0	0-0-0		NEUTRAL		0-0-0		0-0-0		0-0-0
RPI S	Opponent	Score	RPI S	Opponent	Score	RPI S	Opponent	Score	RPI S	Opponent	Score
2 H	Clemson	0 3	27 N	North Carolina St.	1 2	63 A	Mercer	1 0	104 A	Wofford	2 1
						63 H	Mercer	1 1	104 H	Wofford	1 3
						81 A	ETSU	2 0	109 H	Winthrop	2 1
						81 H	ETSU	0 2	175 H	Stetson	0 1
						83 A	Col. of Charleston	1 1	183 N	Seton Hall	1 1
						85 A	UNCG	0 0	205 A	VMI	3 0
						85 H	UNCG	2 0	205 H	VMI	3 1
LAST 10 GAMES											
	63 H	Mercer	1	1		81 A	ETSU	2	0		
	104 A	Wofford	2	1		104 H	Wofford	1	3		
	81 H	ETSU	0	2		63 A	Mercer	1	0		
	205 H	VMI	3	1		85 H	UNCG	2	0		
	85 A	UNCG	0	0		205 A	VMI	3	0		

Non-Div. I Games:

Furman

U
C
F

UCF

Average RPI Win:	119	WON-LOST RECORD	WINNING PCT. RANK	LAST 10 GAMES	STRENGTH OF SCHEDULE	OPP. STRENGTH OF SCHEDULE	TEAM RPI	ADJ RPI	CONF. RPI	ADJ CONF. RPI		
DIV. I ONLY		7-6-3	.53125	94	5-3-2	135	65	107	.48625	103	9	8
DIV. I NON-CONF.		4-4-2	.5	99	2-1-1	177	84	131	.46122	131	12	12
<hr/>												
TOTALS	RPI 1-25	RPI 26-50		W-L RECORDS		RPI 51-100		RPI 101-150		RPI 150+		
7-6-3	0-1-0	1-2-0		OVERALL		2-2-0		1-1-1		3-0-2		
5-1-3	0-0-0	0-1-0		HOME		2-0-0		1-0-1		2-0-2		
2-5-0	0-1-0	1-1-0		AWAY		0-2-0		0-1-0		1-0-0		
0-0-0	0-0-0	0-0-0		NEUTRAL		0-0-0		0-0-0		0-0-0		
<hr/>												
4-4-2	0-1-0	1-1-0		NON-CONFERENCE		0-1-0		0-1-0		3-0-2		
2-1-2	0-0-0	0-1-0		HOME		0-0-0		0-0-0		2-0-2		
2-3-0	0-1-0	1-0-		AWAY		0-1-0		0-1-0		1-0-0		
0-0-0	0-0-0	0-0-0		NEUTRAL		0-0-0		0-0-0		0-0-0		
<hr/>												
3-2-1	0-0-0	0-1-0		CONFERENCE		2-1-0		1-0-1		0-0-0		
3-0-1	0-0-0	0-0-0		HOME		2-0-0		1-0-1		0-0-0		
0-2-0	0-0-0	0-1-0		AWAY		0-1-0		0-0-0		0-0-0		
0-0-0	0-0-0	0-0-0		NEUTRAL		0-0-0		0-0-0		0-0-0		
<hr/>												
RPI S	Opponent	Score		RPI S	Opponent	Score		RPI S	Opponent	Score		
25 A	Louisville	1	3	40 A	New Hampshire	2	3	55 A	UMass Lowell	0	2	
				48 A	Hofstra	3	0	57 H	Albany (NY)	2	1	
				49 H	Harvard	1	2	61 A	Villanova	1	2	
								77 H	Binghamton	2	1	

Average RPI Win: 144		WON-LOST RECORD		WINNING PCT. RANK		LAST 10 GAMES		STRENGTH OF SCHEDULE		OPP. STRENGTH OF SCHEDULE		TEAM RPI		ADJ RPI		CONF. RPI		ADJ CONF. RPI	
DIV. I ONLY		9-6-2		.58824 69		4-5-1		184		114		114		.48591 104		14		15	
DIV. I NON-CONF.		5-1-1		.78571 15		0-0-0		184		97		117		.47511 114		15		16	
TOTALS		RPI 1-25		RPI 26-50		W-L RECORDS		RPI 51-100		RPI 101-150		RPI 150+							
9-6-2		1-0-0		0-1-0		OVERALL		1-4-1		2-1-1		5-0-0							
5-2-1		1-0-0		0-0-0		HOME		1-1-1		0-1-0		3-0-0							
4-4-1		0-0-0		0-1-0		AWAY		0-3-0		2-0-1		2-0-0							
0-0-0		0-0-0		0-0-0		NEUTRAL		0-0-0		0-0-0		0-0-0							
5-1-1		1-0-0		0-1-0		NON-CONFERENCE		0-0-0		1-0-1		3-0-0							
3-0-0		1-0-0		0-0-0		HOME		0-0-0		0-0-0		2-0-0							
2-1-1		0-0-0		0-0-		AWAY		0-0-0		1-0-1		1-0-0							
0-0-0		0-0-0		0-0-0		NEUTRAL		0-0-0		0-0-0		0-0-0							
4-5-1		0-0-0		0-0-0		CONFERENCE		1-4-1		1-1-0		2-0-0							
2-2-1		0-0-0		0-0-0		HOME		1-1-1		0-1-0		1-0-0							
2-3-0		0-0-0		0-0-0		AWAY		0-3-0		1-0-0		1-0-0							
0-0-0		0-0-0		0-0-0		NEUTRAL		0-0-0		0-0-0		0-0-0							
RPI S	Opponent	Score		RPI S	Opponent	Score		RPI S	Opponent	Score		RPI S	Opponent	Score					
24 H	Charlotte	1 0		27 A	North Carolina St.	1 2		63 A	Mercer	1 2		101 A	Furman	3 1					
								63 H	Mercer	1 1		101 H	Furman	1 2					
								81 A	ETSU	2 3		109 A	Winthrop	3 0					
								81 H	ETSU	3 2		119 A	Davidson	2 2					
								85 A	UNCG	0 3		177 H	Gardner-Webb	3 0					
								85 H	UNCG	1 2		189 A	USC Upstate	2 1					
												205 A	VMI	6 0					
												205 H	VMI	3 1					
												206 H	Presbyterian	3 1					
				LAST 10 GAMES															
				205 A VMI 6 0				85 H UNCG 1 2											
				101 H Furman 1 2				101 A Furman 3 1											
				85 A UNCG 0 3				205 H VMI 3 1											
				81 A ETSU 2 3				63 A Mercer 1 2											
				63 H Mercer 1 1				81 H ETSU 3 2											

Average RPI Win:	125	WON-LOST	WINNING	LAST 10		STRENGTH OF	OPP. STRENGTH	TEAM		ADJ	CONF.	ADJ CONF.		
Average RPI Loss:	65	RECORD	PCT. RANK	GAMES		SCHEDULE	OF SCHEDULE	RPI		RPI	RPI	RPI		
DIV. I ONLY		7-9-3	.44737	135	3-4-3	106	54	117		.48562	105	7	6	
DIV. I NON-CONF.		4-5-0	.44444	128	0-0-0	143	94	143		.45962	136	4	4	
<hr/>														
TOTALS	RPI 1-25	RPI 26-50			W-L RECORDS	RPI 51-100			RPI 101-150			RPI 150+		
7-9-3	0-3-0	1-1-1			OVERALL	1-3-1			3-2-1			2-0-0		
5-2-2	0-1-0	1-0-0			HOME	1-1-1			1-0-1			2-0-0		
2-7-1	0-2-0	0-1-1			AWAY	0-2-0			2-2-0			0-0-0		
0-0-0	0-0-0	0-0-0			NEUTRAL	0-0-0			0-0-0			0-0-0		
<hr/>														
4-5-0	0-1-0	0-1-0			NON-CONFERENCE	0-2-0			2-1-0			2-0-0		
3-1-0	0-0-0	0-0-0			HOME	0-1-0			1-0-0			2-0-0		
1-4-0	0-1-0	0-0-			AWAY	0-1-0			1-1-0			0-0-0		
0-0-0	0-0-0	0-0-0			NEUTRAL	0-0-0			0-0-0			0-0-0		
<hr/>														
3-4-3	0-2-0	1-0-1			CONFERENCE	1-1-1			1-1-1			0-0-0		
2-1-2	0-1-0	1-0-0			HOME	1-0-1			0-0-1			0-0-0		
1-3-1	0-1-0	0-0-1			AWAY	0-1-0			1-1-0			0-0-0		
0-0-0	0-0-0	0-0-0			NEUTRAL	0-0-0			0-0-0			0-0-0		
<hr/>														
RPI S	Opponent	Score	RPI S	Opponent	Score	RPI S	Opponent	Score	RPI S	Opponent	Score			
11 A	Seattle	0 6	28 A	Cal Poly	0 0	53 H	CSUN	1 1	126 H	Wisconsin	3 2			
17 A	UC Santa Barbara	1 2	28 H	Cal Poly	3 2	59 A	Cal St. Fullerton	0 1	133 A	Sacramento St.	0 1			
17 H	UC Santa Barbara	0 1	44 A	California	1 2	67 A	Washington	0 3	133 H	Sacramento St.	1 1			
						92 H	CSU Bakersfield	1 2	134 A	UC Riverside	2 0			
						98 H	UC Irvine	2 1	139 A	St. Mary's (CA)	2 1			
												145 A	San Jose St.	1 2
												159 H	San Francisco	3 1
												192 H	Pacific	6 0
<hr/>														
LAST 10 GAMES														
17 H UC Santa Barbara						0	1	28 H Cal Poly	3	2				
28 A Cal Poly						0	0	98 H UC Irvine	2	1				
133 A Sacramento St.						0	1	53 H CSUN	1	1				
17 A UC Santa Barbara						1	2	59 A Cal St. Fullerton	0	1				
133 H Sacramento St.						1	1	134 A UC Riverside	2	0				

Non-Div. I Games:

UC Davis

UAB				Through Games Of Nov. 01, 2015														
Average RPI Win:		115	WON-LOST RECORD	WINNING PCT. RANK	LAST 10 GAMES	STRENGTH OF SCHEDULE	OPP. STRENGTH OF SCHEDULE	TEAM RPI	ADJ RPI	CONF. RPI	ADJ CONF. RPI							
Average RPI Loss:		47																
DIV. I ONLY			5-10-0	.33333	168	3-7-0	36	24	110	.48414	106	5	5					
DIV. I NON-CONF.			3-5-0	.375	152	1-2-0	47	23	96	.49045	98	2	3					
<hr/>																		
TOTALS		RPI 1-25		RPI 26-50		W-L RECORDS		RPI 51-100		RPI 101-150		RPI 150+						
5-10-0		0-5-0		1-3-0		OVERALL		1-0-0		1-1-0		2-1-0						
4-4-0		0-3-0		1-0-0		HOME		1-0-0		0-0-0		2-1-0						
1-5-0		0-2-0		0-2-0		AWAY		0-0-0		1-1-0		0-0-0						
0-1-0		0-0-0		0-1-0		NEUTRAL		0-0-0		0-0-0		0-0-0						
3-5-0		0-3-0		0-1-0		NON-CONFERENCE		1-0-0		1-0-0		1-1-0						
2-3-0		0-2-0		0-0-0		HOME		1-0-0		0-0-0		1-1-0						
1-1-0		0-1-0		0-0-		AWAY		0-0-0		1-0-0		0-0-0						
0-1-0		0-0-0		0-1-0		NEUTRAL		0-0-0		0-0-0		0-0-0						
2-5-0		0-2-0		1-2-0		CONFERENCE		0-0-0		0-1-0		1-0-0						
2-1-0		0-1-0		1-0-0		HOME		0-0-0		0-0-0		1-0-0						
0-4-0		0-1-0		0-2-0		AWAY		0-0-0		0-1-0		0-0-0						
0-0-0		0-0-0		0-0-0		NEUTRAL		0-0-0		0-0-0		0-0-0						
RPI	S	Opponent		Score		RPI	S	Opponent		Score		RPI	S	Opponent		Score		
5	H	Akron		1	2	26	N	Indiana		1	2	58	H	Ill.-Chicago		3	1	
6	A	Notre Dame		0	4	30	H	FIU		4	3			136 A Marshall		2	3	
13	H	Coastal Caro.		1	3	36	A	Kentucky		0	1			175 H Stetson		0	3	
18	H	South Carolina		0	1	38	A	New Mexico		2	3			176 H Fla. Atlantic		3	0	
21	A	Old Dominion		1	3									177 H Gardner-Webb		3	1	
<hr/>																		
LAST 10 GAMES																		
136 A Marshall						2	3	5 H Akron						1	2			
36 A Kentucky						0	1	21 A Old Dominion						1	3			
176 H Fla. Atlantic						3	0	13 H Coastal Caro.						1	3			
38 A New Mexico						2	3	18 H South Carolina						0	1			
30 H FIU						4	3	177 H Gardner-Webb						3	1			

Non-Div. I Games:

UAB

A
i
r
F
O
r
C
e

Air Force

UMBC				Through Games Of Nov. 01, 2015													
Average RPI Win:		121	WON-LOST RECORD	WINNING PCT. RANK	LAST 10 GAMES	STRENGTH OF SCHEDULE	OPP. STRENGTH OF SCHEDULE	TEAM RPI	ADJ RPI	CONF. RPI	ADJ CONF. RPI						
Average RPI Loss:		124															
DIV. I ONLY			9-5-3	.61765	52	5-3-2	185	96	104	.48391	108	9	8				
DIV. I NON-CONF.			7-3-1	.68182	42	3-1-0	195	134	145	.44903	150	12	12				
TOTALS		RPI 1-25		RPI 26-50		W-L RECORDS		RPI 51-100		RPI 101-150		RPI 150+					
9-5-3		1-0-0		0-0-1		OVERALL		3-2-0		2-1-1		3-2-1					
7-2-2		1-0-0		0-0-1		HOME		2-1-0		1-0-0		3-1-1					
2-3-1		0-0-0		0-0-0		AWAY		1-1-0		1-1-1		0-1-0					
0-0-0		0-0-0		0-0-0		NEUTRAL		0-0-0		0-0-0		0-0-0					
7-3-1		1-0-0		0-0-0		NON-CONFERENCE		1-1-0		2-0-0		3-2-1					
6-2-1		1-0-0		0-0-0		HOME		1-1-0		1-0-0		3-1-1					
1-1-0		0-0-0		0-0-		AWAY		0-0-0		1-0-0		0-1-0					
0-0-0		0-0-0		0-0-0		NEUTRAL		0-0-0		0-0-0		0-0-0					
2-2-2		0-0-0		0-0-1		CONFERENCE		2-1-0		0-1-1		0-0-0					
1-0-1		0-0-0		0-0-1		HOME		1-0-0		0-0-0		0-0-0					
1-2-1		0-0-0		0-0-0		AWAY		1-1-0		0-1-1		0-0-0					
0-0-0		0-0-0		0-0-0		NEUTRAL		0-0-0		0-0-0		0-0-0					
RPI	S	Opponent		Score		RPI	S	Opponent		Score		RPI	S	Opponent		Score	
15	H	Ohio St.		1 0		40	H	New Hampshire		1 1		55	A	UMass Lowell		1 0	
												57	H	Albany (NY)		1 0	
												77	A	Binghamton		1 2	
												89	H	Navy		0 1	
												97	H	Oakland		2 1	
												114	A	Vermont		0 3	
												116	A	Hartford		1 1	
												131	A	George Washington		3 2	
												143	H	George Mason		2 0	
												152	H	Fairfield		2 2	
												168	A	Loyola Maryland		0 1	
												173	H	La Salle		0 1	
												188	H	Drexel		1 0	
												199	H	Central Ark.		5 0	
												203	H	Howard		2 1	
LAST 10 GAMES																	
						55	A	UMass Lowell		1 0		114	A	Vermont		0 3	
						188	H	Drexel		1 0		57	H	Albany (NY)		1 0	
						77	A	Binghamton		1 2		116	A	Hartford		1 1	
						89	H	Navy		0 1		203	H	Howard		2 1	
						40	H	New Hampshire		1 1		143	H	George Mason		2 0	

Non-Div. I Games:

UMBC

Average RPI Win:	148	WON-LOST	WINNING	LAST 10	STRENGTH OF	OPP. STRENGTH	TEAM	ADJ	CONF.	ADJ CONF.	
Average RPI Loss:	86	RECORD	PCT. RANK	GAMES	SCHEDULE	OF SCHEDULE	RPI	RPI	RPI	RPI	
DIV. I ONLY	7-6-1	.53571	88	7-2-1	127	180	109	.4839	109	18	18
DIV. I NON-CONF.	1-5-0	.16667	192	1-1-0	92	186	93	.49247	95	19	19
<hr/>											
TOTALS	RPI 1-25	RPI 26-50		W-L RECORDS		RPI 51-100		RPI 101-150		RPI 150+	
7-6-1	0-2-0	1-0-0		OVERALL		0-1-0		1-2-0		5-1-1	
5-1-0	0-0-0	1-0-0		HOME		0-0-0		1-1-0		3-0-0	
2-3-1	0-1-0	0-0-0		AWAY		0-0-0		0-1-0		2-1-1	
0-2-0	0-1-0	0-0-0		NEUTRAL		0-1-0		0-0-0		0-0-0	
<hr/>											
1-5-0	0-1-0	0-0-0		NON-CONFERENCE		0-1-0		0-2-0		1-1-0	
1-1-0	0-0-0	0-0-0		HOME		0-0-0		0-1-0		1-0-0	
0-3-0	0-1-0	0-0-		AWAY		0-0-0		0-1-0		0-1-0	
0-1-0	0-0-0	0-0-0		NEUTRAL		0-1-0		0-0-0		0-0-0	
<hr/>											
6-1-1	0-1-0	1-0-0		CONFERENCE		0-0-0		1-0-0		4-0-1	
4-0-0	0-0-0	1-0-0		HOME		0-0-0		1-0-0		2-0-0	
2-0-1	0-0-0	0-0-0		AWAY		0-0-0		0-0-0		2-0-1	
0-1-0	0-1-0	0-0-0		NEUTRAL		0-0-0		0-0-0		0-0-0	
<hr/>											
RPI S	Opponent	Score	RPI S	Opponent	Score	RPI S	Opponent	Score	RPI S	Opponent	Score
13 N	Coastal Caro.	2 3	32 H	Radford	1 0	83 N	Col. of Charleston	0 1	101 A	Furman	1 2
24 A	Charlotte	2 3							104 H	Wofford	0 3
									118 H	Campbell	4 1
									155 H	UNC Asheville	3 2
									160 A	High Point	1 1
									162 H	Appalachian St.	2 0
									177 A	Gardner-Webb	4 3
									187 A	Liberty	2 1
									189 A	USC Upstate	4 5
									206 H	Presbyterian	4 0
<hr/>											
LAST 10 GAMES											
118 H Campbell 4 1						32 H Radford 1 0					
13 N Coastal Caro. 2 3						177 A Gardner-Webb 4 3					
160 A High Point 1 1						187 A Liberty 2 1					
206 H Presbyterian 4 0						162 H Appalachian St. 2 0					
155 H UNC Asheville 3 2						189 A USC Upstate 4 5					

Non-Div. I Games:

Winthrop

Average RPI Win: 160		WON-LOST	WINNING	LAST 10	STRENGTH OF		OPP. STRENGTH	TEAM	ADJ	CONF.	ADJ CONF.
Average RPI Loss: 69		RECORD	PCT. RANK	GAMES	SCHEDULE		OF SCHEDULE	RPI	RPI	RPI	RPI
DIV. I ONLY		7-6-1	.53571	88	4-5-1		130	135	103	.48313	110
DIV. I NON-CONF.		6-4-0	.6	65	3-3-0		180	136	136	.45728	141
TOTALS		RPI 1-25	RPI 26-50		W-L RECORDS		RPI 51-100		RPI 101-150		RPI 150+
7-6-1		0-2-0	0-0-0		OVERALL		0-3-0		2-0-0		5-1-1
4-3-1		0-0-0	0-0-0		HOME		0-2-0		0-0-0		4-1-1
3-2-0		0-2-0	0-0-0		AWAY		0-0-0		2-0-0		1-0-0
0-1-0		0-0-0	0-0-0		NEUTRAL		0-1-0		0-0-0		0-0-0
6-4-0		0-1-0	0-0-0		NON-CONFERENCE		0-2-0		1-0-0		5-1-0
4-2-0		0-0-0	0-0-0		HOME		0-1-0		0-0-0		4-1-0
2-1-0		0-1-0	0-0-		AWAY		0-0-0		1-0-0		1-0-0
0-1-0		0-0-0	0-0-0		NEUTRAL		0-1-0		0-0-0		0-0-0
1-2-1		0-1-0	0-0-0		CONFERENCE		0-1-0		1-0-0		0-0-1
0-1-1		0-0-0	0-0-0		HOME		0-1-0		0-0-0		0-0-1
1-1-0		0-1-0	0-0-0		AWAY		0-0-0		1-0-0		0-0-0
0-0-0		0-0-0	0-0-0		NEUTRAL		0-0-0		0-0-0		0-0-0
RPI S	Opponent	Score	RPI S	Opponent	Score	RPI S	Opponent	Score	RPI S	Opponent	Score
5 A	Akron	0 4				66 H	Western Mich.	0 1	113 A	Bowling Green	1 0
7 A	Creighton	0 2				75 H	Loyola Chicago	0 1	128 A	Marquette	3 2
						83 N	Col. of Charleston	1 3	164 H	Green Bay	1 0
									170 H	Buffalo	1 1
									175 H	Stetson	1 0
									176 H	Fla. Atlantic	1 0
									178 H	Milwaukee	1 2
									181 H	IUPUI	2 0
									184 A	Eastern Ill.	3 2
LAST 10 GAMES											
			66 H	Western Mich.	0 1	178 H	Milwaukee	1 2			
			170 H	Buffalo	1 1	113 A	Bowling Green	1 0			
			75 H	Loyola Chicago	0 1	184 A	Eastern Ill.	3 2			
			5 A	Akron	0 4	7 A	Creighton	0 2			
			181 H	IUPUI	2 0	128 A	Marquette	3 2			

Non-Div. I Games:

Northern Ill.

Average RPI Win: 134		WON-LOST	WINNING	LAST 10	STRENGTH OF		OPP. STRENGTH	TEAM	ADJ	CONF.	ADJ CONF.
Average RPI Loss: 87		RECORD	PCT. RANK	GAMES	SCHEDULE		OF SCHEDULE	RPI	RPI	RPI	RPI
DIV. I ONLY		6-6-4	.5	104	5-3-2		73	173	106	.48196	111
DIV. I NON-CONF.		2-4-3	.38889	148	1-1-1		72	169	94	.49072	97
TOTALS		RPI 1-25	RPI 26-50		W-L RECORDS		RPI 51-100		RPI 101-150		RPI 150+
6-6-4	0-0-0	0-1-0		OVERALL		1-3-1		2-2-1		3-0-2	
2-3-3	0-0-0	0-1-0		HOME		1-1-1		0-1-1		1-0-1	
4-3-1	0-0-0	0-0-0		AWAY		0-2-0		2-1-0		2-0-1	
0-0-0	0-0-0	0-0-0		NEUTRAL		0-0-0		0-0-0		0-0-0	
2-4-3	0-0-0	0-1-0		NON-CONFERENCE		1-2-0		0-1-1		1-0-2	
1-1-2	0-0-0	0-1-0		HOME		1-0-0		0-0-1		0-0-1	
1-3-1	0-0-0	0-0-		AWAY		0-2-0		0-1-0		1-0-1	
0-0-0	0-0-0	0-0-0		NEUTRAL		0-0-0		0-0-0		0-0-0	
4-2-1	0-0-0	0-0-0		CONFERENCE		0-1-1		2-1-0		2-0-0	
1-2-1	0-0-0	0-0-0		HOME		0-1-1		0-1-0		1-0-0	
3-0-0	0-0-0	0-0-0		AWAY		0-0-0		2-0-0		1-0-0	
0-0-0	0-0-0	0-0-0		NEUTRAL		0-0-0		0-0-0		0-0-0	
RPI S	Opponent	Score	RPI S	Opponent	Score	RPI S	Opponent	Score	RPI S	Opponent	Score
			33 H	Boston U.	1 2	56 H	Dayton	1 1	117 A	DePaul	0 4
						69 H	Columbia	1 0	119 A	Davidson	3 0
						70 H	Saint Louis	0 1	121 H	Army West Point	1 1
						75 A	Loyola Chicago	1 2	125 A	Rhode Island	1 0
						84 A	Lehigh	0 3	143 H	George Mason	1 5
									151 A	Lafayette	0 0
									152 A	Fairfield	3 2
									163 A	Duquesne	2 1
									173 H	La Salle	3 0
									195 H	NJIT	0 0
LAST 10 GAMES											
			56 H	Dayton	1 1	119 A	Davidson	3 0			
			143 H	George Mason	1 5	173 H	La Salle	3 0			
			125 A	Rhode Island	1 0	84 A	Lehigh	0 3			
			70 H	Saint Louis	0 1	195 H	NJIT	0 0			
			163 A	Duquesne	2 1	69 H	Columbia	1 0			

Non-Div. I Games:

Fordham

Average RPI Win: 132		WON-LOST	WINNING	LAST 10	STRENGTH OF	OPP. STRENGTH	TEAM	ADJ	CONF.	ADJ CONF.							
Average RPI Loss: 87		RECORD	PCT. RANK	GAMES	SCHEDULE	OF SCHEDULE	RPI	RPI	RPI	RPI							
DIV. I ONLY		8-5-3	.59375	63	3-4-3	169	92	105	.48164	112	19	19					
DIV. I NON-CONF.		6-3-2	.63636	52	1-2-2	158	51	98	.49333	94	17	17					
<hr/>																	
TOTALS		RPI 1-25		RPI 26-50		W-L RECORDS		RPI 51-100		RPI 101-150		RPI 150+					
8-5-3		0-1-0		0-1-0		OVERALL		2-1-2		4-1-0		2-1-1					
7-1-1		0-0-0		0-0-0		HOME		2-0-1		3-0-0		2-1-0					
1-4-2		0-1-0		0-1-0		AWAY		0-1-1		1-1-0		0-0-1					
0-0-0		0-0-0		0-0-0		NEUTRAL		0-0-0		0-0-0		0-0-0					
6-3-2		0-0-0		0-1-0		NON-CONFERENCE		2-1-2		3-1-0		1-0-0					
5-0-1		0-0-0		0-0-0		HOME		2-0-1		2-0-0		1-0-0					
1-3-1		0-0-0		0-0-		AWAY		0-1-1		1-1-0		0-0-0					
0-0-0		0-0-0		0-0-0		NEUTRAL		0-0-0		0-0-0		0-0-0					
2-2-1		0-1-0		0-0-0		CONFERENCE		0-0-0		1-0-0		1-1-1					
2-1-0		0-0-0		0-0-0		HOME		0-0-0		1-0-0		1-1-0					
0-1-1		0-1-0		0-0-0		AWAY		0-0-0		0-0-0		0-0-1					
0-0-0		0-0-0		0-0-0		NEUTRAL		0-0-0		0-0-0		0-0-0					
RPI	S	Opponent		Score		RPI	S	Opponent		Score		RPI	S	Opponent		Score	
14	A	Denver		0 1		29	A	Rutgers		0 1		53	H	CSUN		4 1	
												87	A	Drake		1 1	
												88	H	Missouri St.		2 2	
												93	A	Valparaiso		0 1	
												98	H	UC Irvine		1 0	
												117	A	DePaul		3 2	
												128	A	Marquette		0 1	
												129	H	Bradley		3 2	
												141	H	UMKC		2 1	
												147	H	Oral Roberts		2 1	
												171	H	Western Ill.		1 2	
												180	H	IPFW		3 0	
												181	A	IUPUI		1 1	
												192	H	Pacific		2 1	
<hr/>																	
LAST 10 GAMES																	
29	A	Rutgers		0 1		171	H	Western Ill.		1 2							
88	H	Missouri St.		2 2		180	H	IPFW		3 0							
147	H	Oral Roberts		2 1		93	A	Valparaiso		0 1							
87	A	Drake		1 1		181	A	IUPUI		1 1							
14	A	Denver		0 1		129	H	Bradley		3 2							

Non-Div. I Games:




Omaha

Average RPI Win:		139	WON-LOST RECORD		WINNING PCT. RANK		LAST 10 GAMES		STRENGTH OF SCHEDULE		OPP. STRENGTH OF SCHEDULE		TEAM RPI		ADJ RPI		CONF. RPI		ADJ CONF. RPI																
DIV. I ONLY			8-8-1		.5		104		3-6-1		116		129		108		.48055		113		8		9												
DIV. I NON-CONF.			7-5-1		.57692		72		2-3-1		110		118		104		.48054		109		11		11												
TOTALS		RPI 1-25		RPI 26-50		W-L RECORDS		RPI 51-100		RPI 101-150		RPI 150+																							
8-8-1		0-2-0		1-0-0		OVERALL		2-3-0		1-2-0		5-1-1																							
6-2-0		0-0-0		1-0-0		HOME		1-1-0		1-1-0		3-0-0																							
1-5-1		0-2-0		0-0-0		AWAY		1-2-0		0-0-0		1-1-1																							
1-1-0		0-0-0		0-0-0		NEUTRAL		0-0-0		0-1-0		1-0-0																							
7-5-1		0-2-0		1-0-0		NON-CONFERENCE		1-2-0		1-1-0		5-0-1																							
5-1-0		0-0-0		1-0-0		HOME		0-1-0		1-0-0		3-0-0																							
2-3-1		0-2-0		0-0-		AWAY		1-1-0		0-0-0		1-0-1																							
1-1-0		0-0-0		0-0-0		NEUTRAL		0-0-0		0-1-0		1-0-0																							
1-3-0		0-0-0		0-0-0		CONFERENCE		1-1-0		0-1-0		0-1-0																							
1-1-0		0-0-0		0-0-0		HOME		1-0-0		0-1-0		0-0-0																							
0-2-0		0-0-0		0-0-0		AWAY		0-1-0		0-0-0		0-1-0																							
0-0-0		0-0-0		0-0-0		NEUTRAL		0-0-0		0-0-0		0-0-0																							
RPI	S	Opponent		Score		RPI	S	Opponent		Score		RPI	S	Opponent		Score		RPI	S	Opponent		Score													
10	A	Syracuse		0	3	45	H	SIUE		3	1	52	H	Michigan St.		0	1	110	H	Northern Ill.		0	1												
15	A	Ohio St.		1	2							56	A	Dayton		0	6	127	H	Cleveland St.		3	0												
												66	A	Western Mich.		1	2	146	N	Robert Morris		0	1												
												79	A	Wright St.		3	2	162	A	Appalachian St.		2	1												
												99	H	West Virginia		2	0	170	A	Buffalo		1	2												
																		171	H	Western Ill.		4	1												
																		180	H	IPFW		3	2												
																		181	A	IUPUI		2	2												
																		188	H	Drexel		1	0												
																		197	N	Evansville		3	1												
						LAST 10 GAMES																													
						162	A	Appalachian St.		2	1	10	A	Syracuse		0	3																		
						170	A	Buffalo		1	2	181	A	IUPUI		2	2																		
						79	A	Wright St.		3	2	15	A	Ohio St.		1	2																		
						99	H	West Virginia		2	0	110	H	Northern Ill.		0	1																		
						66	A	Western Mich.		1	2	52	H	Michigan St.		0	1																		

Non-Div. I Games:

Bowling Green

Non-Div. I Games:

 Tie,  Loss,  Non-Conf, S Site, H Home, A Away, N Neutral Page 114

Average RPI Win:	150	WON-LOST	WINNING	LAST 10	STRENGTH OF	OPP. STRENGTH	TEAM	ADJ	CONF.	ADJ CONF.				
Average RPI Loss:	171	RECORD	PCT. RANK	GAMES	SCHEDULE	OF SCHEDULE	RPI	RPI	RPI	RPI				
DIV. I ONLY	10-2-4	.75	14	6-2-2	203	157	100	.4772	115	23	23			
DIV. I NON-CONF.	7-1-2	.8	13	3-1-0	191	113	88	.4961	91	24	24			
<hr/>														
TOTALS	RPI 1-25	RPI 26-50		W-L RECORDS		RPI 51-100		RPI 101-150		RPI 150+				
10-2-4	0-0-0	0-0-0		OVERALL		2-0-1		2-1-0		6-1-3				
7-1-1	0-0-0	0-0-0		HOME		2-0-0		1-1-0		4-0-1				
3-1-3	0-0-0	0-0-0		AWAY		0-0-1		1-0-0		2-1-2				
0-0-0	0-0-0	0-0-0		NEUTRAL		0-0-0		0-0-0		0-0-0				
<hr/>														
7-1-2	0-0-0	0-0-0		NON-CONFERENCE		2-0-1		1-0-0		4-1-1				
5-0-0	0-0-0	0-0-0		HOME		2-0-0		0-0-0		3-0-0				
2-1-2	0-0-0	0-0-		AWAY		0-0-1		1-0-0		1-1-1				
0-0-0	0-0-0	0-0-0		NEUTRAL		0-0-0		0-0-0		0-0-0				
<hr/>														
3-1-2	0-0-0	0-0-0		CONFERENCE		0-0-0		1-1-0		2-0-2				
2-1-1	0-0-0	0-0-0		HOME		0-0-0		1-1-0		1-0-1				
1-0-1	0-0-0	0-0-0		AWAY		0-0-0		0-0-0		1-0-1				
0-0-0	0-0-0	0-0-0		NEUTRAL		0-0-0		0-0-0		0-0-0				
<hr/>														
RPI S	Opponent	Score	RPI S	Opponent	Score	RPI S	Opponent	Score	RPI S	Opponent	Score			
						55 H	UMass Lowell	3 0	125 A	Rhode Island	2 0			
						57 H	Albany (NY)	1 0	132 H	Saint Francis (PA)	5 0			
						62 A	UConn	0 0	146 H	Robert Morris	0 1			
									151 H	Lafayette	1 0			
									154 A	Saint Peter's	1 1			
									166 H	Bryant	0 0			
									186 A	Central Conn. St.	1 0			
									190 A	Fairleigh Dickinson	1 1			
									193 H	Saint Joseph's	2 0			
									195 A	NJIT	2 3			
						198 H	Sacred Heart	3 0	202 H	St. Bonaventure	3 0			
						203 A	Howard	5 0						
						LAST 10 GAMES								
						190 A	Fairleigh Dickinson	1 1	166 H	Bryant	0 0			
						198 H	Sacred Heart	3 0	195 A	NJIT	2 3			
						146 H	Robert Morris	0 1	57 H	Albany (NY)	1 0			
						132 H	Saint Francis (PA)	5 0	125 A	Rhode Island	2 0			
						186 A	Central Conn. St.	1 0	203 A	Howard	5 0			

Non-Div. I Games:

St. Francis Brooklyn

Average RPI Win: 137		WON-LOST RECORD		WINNING PCT. RANK		LAST 10 GAMES		STRENGTH OF SCHEDULE		OPP. STRENGTH OF SCHEDULE		TEAM RPI		ADJ RPI		CONF. RPI		ADJ CONF. RPI					
DIV. I ONLY		4-7-5		.40625		143		3-4-3		55		138		124		.47701		116		9		8	
DIV. I NON-CONF.		4-3-3		.55		93		3-0-1		87		129		135		.46446		129		12		12	
TOTALS		RPI 1-25		RPI 26-50		W-L RECORDS		RPI 51-100		RPI 101-150		RPI 150+											
4-7-5		0-1-1		0-1-0		OVERALL		1-1-1		2-3-2		1-1-1											
2-1-3		0-0-0		0-0-0		HOME		0-0-1		2-1-2		0-0-0											
2-6-2		0-1-1		0-1-0		AWAY		1-1-0		0-2-0		1-1-1											
0-0-0		0-0-0		0-0-0		NEUTRAL		0-0-0		0-0-0		0-0-0											
4-3-3		0-1-1		0-0-0		NON-CONFERENCE		1-0-0		2-1-1		1-1-1											
2-0-1		0-0-0		0-0-0		HOME		0-0-0		2-0-1		0-0-0											
2-3-2		0-1-1		0-0-		AWAY		1-0-0		0-1-0		1-1-1											
0-0-0		0-0-0		0-0-0		NEUTRAL		0-0-0		0-0-0		0-0-0											
0-4-2		0-0-0		0-1-0		CONFERENCE		0-1-1		0-2-1		0-0-0											
0-1-2		0-0-0		0-0-0		HOME		0-0-1		0-1-1		0-0-0											
0-3-0		0-0-0		0-1-0		AWAY		0-1-0		0-1-0		0-0-0											
0-0-0		0-0-0		0-0-0		NEUTRAL		0-0-0		0-0-0		0-0-0											
RPI	S	Opponent		Score		RPI	S	Opponent		Score		RPI	S	Opponent		Score							
10	A	Syracuse		2	2	40	A	New Hampshire		1	2	57	A	Albany (NY)		1	2						
21	A	Old Dominion		2	3							77	H	Binghamton		0	0						
												86	A	Monmouth		3	1						
														103 A Stony Brook		0	1						
														108 H UMBC		1	1						
														114 H Vermont		1	2						
														120 H Holy Cross		0	0						
														130 A VCU		0	2						
														132 H Saint Francis (PA)		2	1						
														142 H Iona		1	0						
														158 A Siena		1	1						
														169 A Massachusetts		1	2						
														186 A Central Conn. St.		2	1						
LAST 10 GAMES																							
40	A	New Hampshire		1	2	114	H	Vermont		1	2												
103	A	Stony Brook		0	1	108	H	UMBC		1	1												
10	A	Syracuse		2	2	132	H	Saint Francis (PA)		2	1												
77	H	Binghamton		0	0	186	A	Central Conn. St.		2	1												
57	A	Albany (NY)		1	2	142	H	Iona		1	0												

Non-Div. I Games:

Hartford

D
e
P
a
u
l

DePaul

Average RPI Win: 182		WON-LOST	WINNING	LAST 10	STRENGTH OF		OPP. STRENGTH	TEAM	ADJ	CONF.	ADJ CONF.
Average RPI Loss: 63		RECORD	PCT. RANK	GAMES	SCHEDULE		OF SCHEDULE	RPI	RPI	RPI	RPI
DIV. I ONLY		7-8-0	.46667	130	3-5-0		119	143	119	.47575	118
DIV. I NON-CONF.		4-4-0	.5	99	0-1-0		115	101	109	.48098	106
TOTALS		RPI 1-25	RPI 26-50		W-L RECORDS		RPI 51-100		RPI 101-150		RPI 150+
7-8-0		0-3-0	0-1-0		OVERALL		0-1-0		0-2-0		7-1-0
3-3-0		0-1-0	0-1-0		HOME		0-0-0		0-0-0		3-1-0
3-4-0		0-1-0	0-0-0		AWAY		0-1-0		0-2-0		3-0-0
1-1-0		0-1-0	0-0-0		NEUTRAL		0-0-0		0-0-0		1-0-0
4-4-0		0-2-0	0-0-0		NON-CONFERENCE		0-1-0		0-1-0		4-0-0
2-1-0		0-1-0	0-0-0		HOME		0-0-0		0-0-0		2-0-0
1-2-0		0-0-0	0-0-		AWAY		0-1-0		0-1-0		1-0-0
1-1-0		0-1-0	0-0-0		NEUTRAL		0-0-0		0-0-0		1-0-0
3-4-0		0-1-0	0-1-0		CONFERENCE		0-0-0		0-1-0		3-1-0
1-2-0		0-0-0	0-1-0		HOME		0-0-0		0-0-0		1-1-0
2-2-0		0-1-0	0-0-0		AWAY		0-0-0		0-1-0		2-0-0
0-0-0		0-0-0	0-0-0		NEUTRAL		0-0-0		0-0-0		0-0-0
RPI S	Opponent	Score		RPI S	Opponent	Score		RPI S	Opponent	Score	
3 H	North Carolina	1	6	32 H	Radford	0	2	54 A	UNCW	2	6
13 A	Coastal Caro.	1	2					109 A	Winthrop	1	4
20 N	Elon	0	2					119 A	Davidson	1	2
								153 H	Longwood	1	2
								160 A	High Point	1	0
								172 N	Lipscomb	3	2
								175 H	Stetson	1	0
								177 H	Gardner-Webb	4	2
								185 H	Jacksonville	4	3
								196 A	Belmont	3	2
								206 A	Presbyterian	3	1
LAST 10 GAMES											
13 A	Coastal Caro.	1	2	177 H	Gardner-Webb	4	2				
109 A	Winthrop	1	4	32 H	Radford	0	2				
160 A	High Point	1	0	153 H	Longwood	1	2				
206 A	Presbyterian	3	1	175 H	Stetson	1	0				
3 H	North Carolina	1	6	185 H	Jacksonville	4	3				

Non-Div. I Games:

Campbell

Average RPI Win: 146		WON-LOST	WINNING	LAST 10	STRENGTH OF		OPP. STRENGTH	TEAM	ADJ	CONF.	ADJ CONF.								
Average RPI Loss: 73		RECORD	PCT. RANK	GAMES	SCHEDULE		OF SCHEDULE	RPI	RPI	RPI	RPI								
DIV. I ONLY		5-9-3	.38235	150	3-6-1		48	126	120	.47402	119	21	20						
DIV. I NON-CONF.		3-4-3	.45	125	1-1-1		3	100	58	.53217	59	14	14						
<hr/>																			
TOTALS		RPI 1-25		RPI 26-50		W-L RECORDS		RPI 51-100		RPI 101-150		RPI 150+							
5-9-3		0-3-0		1-1-1		OVERALL		0-1-0		1-4-1		3-0-1							
4-3-3		0-0-0		1-0-1		HOME		0-0-0		1-3-1		2-0-1							
1-6-0		0-3-0		0-1-0		AWAY		0-1-0		0-1-0		1-0-0							
0-0-0		0-0-0		0-0-0		NEUTRAL		0-0-0		0-0-0		0-0-0							
3-4-3		0-3-0		1-1-1		NON-CONFERENCE		0-0-0		1-0-1		1-0-1							
3-0-3		0-0-0		1-0-1		HOME		0-0-0		1-0-1		1-0-1							
0-4-0		0-3-0		0-0-		AWAY		0-0-0		0-0-0		0-0-0							
0-0-0		0-0-0		0-0-0		NEUTRAL		0-0-0		0-0-0		0-0-0							
2-5-0		0-0-0		0-0-0		CONFERENCE		0-1-0		0-4-0		2-0-0							
1-3-0		0-0-0		0-0-0		HOME		0-0-0		0-3-0		1-0-0							
1-2-0		0-0-0		0-0-0		AWAY		0-1-0		0-1-0		1-0-0							
0-0-0		0-0-0		0-0-0		NEUTRAL		0-0-0		0-0-0		0-0-0							
RPI	S	Opponent		Score		RPI	S	Opponent		Score		RPI	S	Opponent		Score			
1	A	Wake Forest		0	4	27	H	North Carolina St.		2	1	70	A	Saint Louis		0	1		
4	A	Stanford		0	1	39	H	Duke		2	2			104 H Wofford		2	2		
20	A	Elon		0	4	44	A	California		0	3			111 H Fordham		0	3		
														118 H Campbell		2	1		
														130 A VCU		0	1		
														131 H George Washington		1	2		
														143 H George Mason		0	1		
														160 H High Point		1	1		
														189 H USC Upstate		2	1		
														193 H Saint Joseph's		3	0		
														202 A St. Bonaventure		2	1		
<hr/>																			
LAST 10 GAMES																			
143 H George Mason						0	1	130 A VCU						0	1				
1 A Wake Forest						0	4	111 H Fordham						0	3				
70 A Saint Louis						0	1	131 H George Washington						1	2				
193 H Saint Joseph's						3	0	39 H Duke						2	2				
202 A St. Bonaventure						2	1	189 H USC Upstate						2	1				

Non-Div. I Games:

Davidson

Average RPI Win: 134		WON-LOST	WINNING	LAST 10	STRENGTH OF		OPP. STRENGTH	TEAM	ADJ		CONF.	ADJ CONF.			
Average RPI Loss: 67		RECORD	PCT. RANK	GAMES	SCHEDULE		OF SCHEDULE	RPI	RPI		RPI	RPI			
DIV. I ONLY		5-8-4	.41176	142	3-5-2		87	99	132		.47346	120			
DIV. I NON-CONF.		3-4-2	.44444	128	1-1-0		141	69	154		.45008	149			
TOTALS		RPI 1-25	RPI 26-50		W-L RECORDS		RPI 51-100		RPI 101-150		RPI 150+				
5-8-4		0-1-0	1-2-0		OVERALL		1-4-1		0-1-3		3-0-0				
2-4-2		0-0-0	0-0-0		HOME		0-3-1		0-1-1		2-0-0				
3-4-2		0-1-0	1-2-0		AWAY		1-1-0		0-0-2		1-0-0				
0-0-0		0-0-0	0-0-0		NEUTRAL		0-0-0		0-0-0		0-0-0				
3-4-2		0-1-0	1-1-0		NON-CONFERENCE		0-1-1		0-1-1		2-0-0				
1-2-1		0-0-0	0-0-0		HOME		0-1-1		0-1-0		1-0-0				
2-2-1		0-1-0	1-0-		AWAY		0-0-0		0-0-1		1-0-0				
0-0-0		0-0-0	0-0-0		NEUTRAL		0-0-0		0-0-0		0-0-0				
2-4-2		0-0-0	0-1-0		CONFERENCE		1-3-0		0-0-2		1-0-0				
1-2-1		0-0-0	0-0-0		HOME		0-2-0		0-0-1		1-0-0				
1-2-1		0-0-0	0-1-0		AWAY		1-1-0		0-0-1		0-0-0				
0-0-0		0-0-0	0-0-0		NEUTRAL		0-0-0		0-0-0		0-0-0				
RPI S	Opponent	Score		RPI S	Opponent	Score		RPI S	Opponent	Score		RPI S	Opponent	Score	
22 A	Dartmouth	0	1	33 A	Boston U.	1	2	51 H	American	0	1	116 A	Hartford	0	0
				39 A	Duke	1	0	60 A	Colgate	0	2	121 H	Army West Point	1	1
				43 A	Brown	0	1	64 H	Providence	1	1	137 A	Bucknell	1	1
								84 A	Lehigh	1	0	148 H	Northeastern	0	1
								86 H	Monmouth	0	1	151 H	Lafayette	1	0
								89 H	Navy	0	1	198 H	Sacred Heart	5	0
												200 A	Quinnipiac	3	1
LAST 10 GAMES															
				51 H	American	0	1	39 A	Duke	1	0				
				33 A	Boston U.	1	2	89 H	Navy	0	1				
				151 H	Lafayette	1	0	121 H	Army West Point	1	1				
				148 H	Northeastern	0	1	137 A	Bucknell	1	1				
				60 A	Colgate	0	2	84 A	Lehigh	1	0				

Non-Div. I Games:

Holy Cross

[illegible]

Non-Div. I Games:

Army West Point

Houston Baptist

Average RPI Win:	178	WON-LOST	WINNING	LAST 10	STRENGTH OF	OPP. STRENGTH	TEAM	ADJ	CONF.	ADJ CONF.					
Average RPI Loss:	144	RECORD	PCT. RANK	GAMES	SCHEDULE	OF SCHEDULE	RPI	RPI	RPI	RPI					
DIV. I ONLY	11-5-1	.67647	34	6-3-1	197	195	111	.47283	123	22	22				
DIV. I NON-CONF.	5-2-0	.71429	36	0-0-0	194	193	116	.47074	118	23	22				
<hr/>															
TOTALS	RPI 1-25	RPI 26-50		W-L RECORDS	RPI 51-100		RPI 101-150		RPI 150+						
11-5-1	0-0-0	0-0-0		OVERALL	0-1-1		1-0-0		10-4-0						
5-3-1	0-0-0	0-0-0		HOME	0-0-1		0-0-0		5-3-0						
6-2-0	0-0-0	0-0-0		AWAY	0-1-0		1-0-0		5-1-0						
0-0-0	0-0-0	0-0-0		NEUTRAL	0-0-0		0-0-0		0-0-0						
<hr/>															
5-2-0	0-0-0	0-0-0		NON-CONFERENCE	0-1-0		0-0-0		5-1-0						
3-1-0	0-0-0	0-0-0		HOME	0-0-0		0-0-0		3-1-0						
2-1-0	0-0-0	0-0-		AWAY	0-1-0		0-0-0		2-0-0						
0-0-0	0-0-0	0-0-0		NEUTRAL	0-0-0		0-0-0		0-0-0						
<hr/>															
6-3-1	0-0-0	0-0-0		CONFERENCE	0-0-1		1-0-0		5-3-0						
2-2-1	0-0-0	0-0-0		HOME	0-0-1		0-0-0		2-2-0						
4-1-0	0-0-0	0-0-0		AWAY	0-0-0		1-0-0		3-1-0						
0-0-0	0-0-0	0-0-0		NEUTRAL	0-0-0		0-0-0		0-0-0						
<hr/>															
RPI	S	Opponent	Score	RPI	S	Opponent	Score	RPI	S	Opponent	Score				
				73 A Temple				1	3	142 A Iona		2	1		
				86 H Monmouth				1	1	152 A Fairfield				3	0
								154 A Saint Peter's				0	2		
								156 H Marist				0	2		
								158 A Siena				3	2		
								165 H Canisius				2	5		
								166 A Bryant				3	2		
								167 H LIU Brooklyn				2	0		
								173 H La Salle				1	2		
								183 A Seton Hall				2	1		
								193 H Saint Joseph's				4	0		
								194 H Manhattan				3	1		
								195 H NJIT				2	0		
								200 H Quinnipiac				2	0		
								204 A Niagara				2	0		
<hr/>															
				LAST 10 GAMES											
200 H Quinnipiac				2	0	158 A Siena				3	2				
165 H Canisius				2	5	86 H Monmouth				1	1				
152 A Fairfield				3	0	142 A Iona				2	1				
194 H Manhattan				3	1	154 A Saint Peter's				0	2				
204 A Niagara				2	0	156 H Marist				0	2				

Non-Div. I Games:

Rider

P
i
t
t
s
b
u
r
g
h

Average RPI Win:		179	WON-LOST RECORD		WINNING PCT. RANK		LAST 10 GAMES		STRENGTH OF SCHEDULE		OPP. STRENGTH OF SCHEDULE		TEAM RPI		ADJ RPI		CONF. RPI		ADJ CONF. RPI								
DIV. I ONLY			9-6-2		.58824 69		5-3-2		194		148		127		.4724 125		21		20								
DIV. I NON-CONF.			5-4-1		.55 93		1-1-1		178		116		112		.47886 111		14		14								
TOTALS		RPI 1-25		RPI 26-50		W-L RECORDS		RPI 51-100		RPI 101-150		RPI 150+															
9-6-2		0-0-1		0-0-0		OVERALL		0-3-1		1-2-0		8-1-0															
5-3-2		0-0-1		0-0-0		HOME		0-1-1		0-2-0		5-0-0															
4-3-0		0-0-0		0-0-0		AWAY		0-2-0		1-0-0		3-1-0															
0-0-0		0-0-0		0-0-0		NEUTRAL		0-0-0		0-0-0		0-0-0															
5-4-1		0-0-1		0-0-0		NON-CONFERENCE		0-3-0		0-1-0		5-0-0															
3-2-1		0-0-1		0-0-0		HOME		0-1-0		0-1-0		3-0-0															
2-2-0		0-0-0		0-0-		AWAY		0-2-0		0-0-0		2-0-0															
0-0-0		0-0-0		0-0-0		NEUTRAL		0-0-0		0-0-0		0-0-0															
4-2-1		0-0-0		0-0-0		CONFERENCE		0-0-1		1-1-0		3-1-0															
2-1-1		0-0-0		0-0-0		HOME		0-0-1		0-1-0		2-0-0															
2-1-0		0-0-0		0-0-0		AWAY		0-0-0		1-0-0		1-1-0															
0-0-0		0-0-0		0-0-0		NEUTRAL		0-0-0		0-0-0		0-0-0															
RPI	S	Opponent		Score		RPI	S	Opponent		Score		RPI	S	Opponent		Score											
16	H	Boston College		1	1							57	A	Albany (NY)		0	1	111	H	Fordham		0	1				
												62	A	UConn		0	1	115	H	St. Francis Brooklyn		0	2				
												64	H	Providence		0	1	131	A	George Washington		1	0				
												70	H	Saint Louis		1	1	163	H	Duquesne		2	1				
																		166	H	Bryant		3	1				
																		169	A	Massachusetts		2	3				
																		173	A	La Salle		2	1				
																		188	H	Drexel		2	0				
																		193	H	Saint Joseph's		2	1				
																		195	A	NJIT		2	0				
																		200	H	Quinnipiac		2	1				
																		201	A	Yale		3	0				
						LAST 10 GAMES																					
						163 H Duquesne						2	1	169 A Massachusetts						2	3						
						173 A La Salle						2	1	70 H Saint Louis						1	1						
						111 H Fordham						0	1	16 H Boston College						1	1						
						131 A George Washington						1	0	201 A Yale						3	0						
						193 H Saint Joseph's						2	1	115 H St. Francis Brooklyn						0	2						

Non-Div. I Games:

Rhode Island

Average RPI Win: 107		WON-LOST RECORD		WINNING PCT. RANK		LAST 10 GAMES		STRENGTH OF SCHEDULE		OPP. STRENGTH OF SCHEDULE		TEAM RPI		ADJ RPI		CONF. RPI		ADJ CONF. RPI	
DIV. I ONLY		4-10-3		.32353 171		2-5-3		42		81		135		.47176 126		3		3	
DIV. I NON-CONF.		3-7-0		.3 167		2-2-0		97		145		159		.43964 160		3		2	
TOTALS		RPI 1-25		RPI 26-50		W-L RECORDS		RPI 51-100		RPI 101-150		RPI 150+							
4-10-3		0-1-0		1-5-1		OVERALL		1-1-2		1-2-0		1-1-0							
0-6-2		0-0-0		0-4-0		HOME		0-0-2		0-1-0		0-1-0							
4-4-1		0-1-0		1-1-1		AWAY		1-1-0		1-1-0		1-0-0							
0-0-0		0-0-0		0-0-0		NEUTRAL		0-0-0		0-0-0		0-0-0							
3-7-0		0-0-0		0-3-0		NON-CONFERENCE		1-1-0		1-2-0		1-1-0							
0-5-0		0-0-0		0-3-0		HOME		0-0-0		0-1-0		0-1-0							
3-2-0		0-0-0		0-0-		AWAY		1-1-0		1-1-0		1-0-0							
0-0-0		0-0-0		0-0-0		NEUTRAL		0-0-0		0-0-0		0-0-0							
1-3-3		0-1-0		1-2-1		CONFERENCE		0-0-2		0-0-0		0-0-0							
0-1-2		0-0-0		0-1-0		HOME		0-0-2		0-0-0		0-0-0							
1-2-1		0-1-0		1-1-1		AWAY		0-0-0		0-0-0		0-0-0							
0-0-0		0-0-0		0-0-0		NEUTRAL		0-0-0		0-0-0		0-0-0							
RPI	S	Opponent		Score		RPI	S	Opponent		Score		RPI	S	Opponent		Score			
15	A	Ohio St.		0 2		26	A	Indiana		0 1		52	H	Michigan St.		0 0			
						29	A	Rutgers		1 0		70	A	Saint Louis		2 1			
						35	H	Maryland		1 4		72	A	Santa Clara		1 2			
						41	A	Michigan		3 3		82	H	Penn St.		2 2			
						45	H	SIUE		0 2									
						46	H	Xavier		0 2									
						50	H	Butler		0 1									
						LAST 10 GAMES													
						26	A	Indiana		0 1		52	H	Michigan St.		0 0			
						82	H	Penn St.		2 2		128	H	Marquette		0 1			
						178	A	Milwaukee		1 0		41	A	Michigan		3 3			
						15	A	Ohio St.		0 2		164	H	Green Bay		2 3			
						70	A	Saint Louis		2 1		35	H	Maryland		1 4			

Non-Div. I Games:

Wisconsin

Average RPI Win:	145	WON-LOST	WINNING	LAST 10	STRENGTH OF	OPP. STRENGTH	TEAM	ADJ	CONF.	ADJ CONF.	
Average RPI Loss:	85	RECORD	PCT. RANK	GAMES	SCHEDULE	OF SCHEDULE	RPI	RPI	RPI	RPI	
DIV. I ONLY	7-7-2	.5	104	5-3-2	126	154	118	.47101	127	16	16
DIV. I NON-CONF.	4-4-0	.5	99	2-1-0	98	132	100	.48706	101	18	18
<hr/>											
TOTALS	RPI 1-25	RPI 26-50		W-L RECORDS		RPI 51-100		RPI 101-150		RPI 150+	
7-7-2	0-1-0	0-0-0		OVERALL		2-4-0		1-2-1		4-0-1	
2-3-2	0-0-0	0-0-0		HOME		1-2-0		0-1-1		1-0-1	
4-4-0	0-1-0	0-0-0		AWAY		1-2-0		1-1-0		2-0-0	
1-0-0	0-0-0	0-0-0		NEUTRAL		0-0-0		0-0-0		1-0-0	
<hr/>											
4-4-0	0-1-0	0-0-0		NON-CONFERENCE		1-1-0		1-2-0		2-0-0	
1-1-0	0-0-0	0-0-0		HOME		1-0-0		0-1-0		0-0-0	
2-3-0	0-1-0	0-0-		AWAY		0-1-0		1-1-0		1-0-0	
1-0-0	0-0-0	0-0-0		NEUTRAL		0-0-0		0-0-0		1-0-0	
<hr/>											
3-3-2	0-0-0	0-0-0		CONFERENCE		1-3-0		0-0-1		2-0-1	
1-2-2	0-0-0	0-0-0		HOME		0-2-0		0-0-1		1-0-1	
2-1-0	0-0-0	0-0-0		AWAY		1-1-0		0-0-0		1-0-0	
0-0-0	0-0-0	0-0-0		NEUTRAL		0-0-0		0-0-0		0-0-0	
<hr/>											
RPI S	Opponent	Score		RPI S	Opponent	Score		RPI S	Opponent	Score	
15 A	Ohio St.	0	1			56 A	Dayton 1 4	113 A	Bowling Green	0	3
						79 H	Wright St. 0 1	124 A	Pittsburgh	1	0
						93 A	Valparaiso 0 1	138 H	Detroit	1	1
						94 H	Cincinnati 3 1	146 H	Robert Morris	1	4
						96 H	Northern Ky. 1 2	163 A	Duquesne	1	0
						97 A	Oakland 4 3	164 A	Green Bay	1	0
								174 N	Cornell	2	1
								178 H	Milwaukee	0	0
								196 H	Belmont	1	0
<hr/>											
LAST 10 GAMES											
164 A Green Bay 1 0				97 A Oakland 4 3							
178 H Milwaukee 0 0				96 H Northern Ky. 1 2							
15 A Ohio St. 0 1				138 H Detroit 1 1							
196 H Belmont 1 0				93 A Valparaiso 0 1							
124 A Pittsburgh 1 0				94 H Cincinnati 3 1							

Average RPI Win:		128	WON-LOST		WINNING		LAST 10		STRENGTH OF		OPP. STRENGTH		TEAM		ADJ		CONF.		ADJ CONF.	
Average RPI Loss:		46	RECORD		PCT. RANK		GAMES		SCHEDULE		OF SCHEDULE		RPI		RPI		RPI		RPI	
DIV. I ONLY			5-9-2		.375		155		2-7-1		78		52		126		.47014		128	
DIV. I NON-CONF.			4-3-1		.5625		77		1-1-0		108		50		146		.45367		145	
TOTALS		RPI 1-25		RPI 26-50		W-L RECORDS		RPI 51-100		RPI 101-150		RPI 150+								
5-9-2		0-3-0		0-2-0		OVERALL		1-3-0		2-1-1		2-0-1								
3-4-0		0-1-0		0-1-0		HOME		1-1-0		1-1-0		1-0-0								
2-5-2		0-2-0		0-1-0		AWAY		0-2-0		1-0-1		1-0-1								
0-0-0		0-0-0		0-0-0		NEUTRAL		0-0-0		0-0-0		0-0-0								
4-3-1		0-1-0		0-0-0		NON-CONFERENCE		1-1-0		2-1-0		1-0-1								
2-1-0		0-0-0		0-0-0		HOME		1-0-0		1-1-0		0-0-0								
2-2-1		0-1-0		0-0-		AWAY		0-1-0		1-0-0		1-0-1								
0-0-0		0-0-0		0-0-0		NEUTRAL		0-0-0		0-0-0		0-0-0								
1-6-1		0-2-0		0-2-0		CONFERENCE		0-2-0		0-0-1		1-0-0								
1-3-0		0-1-0		0-1-0		HOME		0-1-0		0-0-0		1-0-0								
0-3-1		0-1-0		0-1-0		AWAY		0-1-0		0-0-1		0-0-0								
0-0-0		0-0-0		0-0-0		NEUTRAL		0-0-0		0-0-0		0-0-0								
RPI	S	Opponent		Score		RPI	S	Opponent		Score		RPI	S	Opponent		Score				
6	A	Notre Dame		2	4	46	A	Xavier		0	1	56	H	Dayton		3	2			
7	H	Creighton		1	3	50	H	Butler		0	2	61	A	Villanova		1	2			
9	A	Georgetown		0	3							64	H	Providence		3	4			
												65	A	Oregon St.		0	1			
												110	H	Northern Ill.		2	3			
												112	H	Omaha		1	0			
												126	A	Wisconsin		1	0			
												150	A	St. John's (NY)		0	0			
												161	A	Portland		4	2			
												178	A	Milwaukee		1	1			
												183	H	Seton Hall		1	0			
LAST 10 GAMES																				
						50	H	Butler		0	2	183	H	Seton Hall		1	0			
						64	H	Providence		3	4	126	A	Wisconsin		1	0			
						46	A	Xavier		0	1	61	A	Villanova		1	2			
						7	H	Creighton		1	3	6	A	Notre Dame		2	4			
						9	A	Georgetown		0	3	150	A	St. John's (NY)		0	0			

Non-Div. I Games:

Marquette

Average RPI Win:	139	WON-LOST	WINNING	LAST 10	STRENGTH OF	OPP. STRENGTH	TEAM	ADJ	CONF.	ADJ CONF.	
Average RPI Loss:	85	RECORD	PCT. RANK	GAMES	SCHEDULE	OF SCHEDULE	RPI	RPI	RPI	RPI	
DIV. I ONLY	7-8-0	.46667	130	4-6-0	153	127	133	.4699	129	17	17
DIV. I NON-CONF.	3-7-0	.3	167	0-5-0	121	108	113	.47568	113	16	15
<hr/>											
TOTALS	RPI 1-25	RPI 26-50		W-L RECORDS		RPI 51-100		RPI 101-150		RPI 150+	
7-8-0	0-0-0	0-2-0		OVERALL		2-4-0		2-2-0		3-1-0	
5-3-0	0-0-0	0-1-0		HOME		2-2-0		2-1-0		1-0-0	
2-4-0	0-0-0	0-1-0		AWAY		0-1-0		0-1-0		2-1-0	
0-1-0	0-0-0	0-0-0		NEUTRAL		0-1-0		0-0-0		0-0-0	
<hr/>											
3-7-0	0-0-0	0-1-0		NON-CONFERENCE		0-4-0		2-2-0		1-1-0	
3-3-0	0-0-0	0-0-0		HOME		0-2-0		2-1-0		1-0-0	
0-4-0	0-0-0	0-0-		AWAY		0-1-0		0-1-0		0-1-0	
0-1-0	0-0-0	0-0-0		NEUTRAL		0-1-0		0-0-0		0-0-0	
<hr/>											
4-1-0	0-0-0	0-1-0		CONFERENCE		2-0-0		0-0-0		2-0-0	
2-1-0	0-0-0	0-1-0		HOME		2-0-0		0-0-0		0-0-0	
2-0-0	0-0-0	0-0-0		AWAY		0-0-0		0-0-0		2-0-0	
0-0-0	0-0-0	0-0-0		NEUTRAL		0-0-0		0-0-0		0-0-0	
<hr/>											
RPI S	Opponent	Score	RPI S	Opponent	Score	RPI S	Opponent	Score	RPI S	Opponent	Score
			45 H	SIUE	1 2	58 A	Ill.-Chicago	0 2	107 H	Air Force	0 1
			47 A	Utah Valley	1 4	66 H	Western Mich.	0 1	112 A	Omaha	2 3
						75 H	Loyola Chicago	1 0	117 H	DePaul	1 0
						76 N	UNLV	1 4	122 H	Houston Baptist	1 0
						80 H	Gonzaga	0 2	171 A	Western Ill.	0 1
						88 H	Missouri St.	4 0	178 H	Milwaukee	1 0
									197 A	Evansville	5 1
									199 A	Central Ark.	3 2
<hr/>											
LAST 10 GAMES											
			66 H	Western Mich.	0 1	171 A	Western Ill.	0 1			
			45 H	SIUE	1 2	80 H	Gonzaga	0 2			
			199 A	Central Ark.	3 2	107 H	Air Force	0 1			
			88 H	Missouri St.	4 0	75 H	Loyola Chicago	1 0			
			197 A	Evansville	5 1	112 A	Omaha	2 3			

Non-Div. I Games:

Bradley

V
C
U

VCU

Average RPI Win:	158	WON-LOST RECORD	WINNING PCT. RANK	LAST 10 GAMES	STRENGTH OF SCHEDULE	OPP. STRENGTH OF SCHEDULE	TEAM RPI	ADJ RPI	CONF. RPI	ADJ CONF. RPI	
Average RPI Loss:	107										
DIV. I ONLY	9-7-0	.5625	78	7-3-0	192	164	129	.46806	131	21	20
DIV. I NON-CONF.	4-5-0	.44444	128	2-1-0	105	179	85	.50233	83	14	14
<hr/>											
TOTALS	RPI 1-25	RPI 26-50		W-L RECORDS	RPI 51-100		RPI 101-150		RPI 150+		
9-7-0	0-0-0	0-0-0		OVERALL	0-3-0		4-3-0		5-1-0		
5-3-0	0-0-0	0-0-0		HOME	0-0-0		2-2-0		3-1-0		
3-3-0	0-0-0	0-0-0		AWAY	0-2-0		2-1-0		1-0-0		
1-1-0	0-0-0	0-0-0		NEUTRAL	0-1-0		0-0-0		1-0-0		
<hr/>											
4-5-0	0-0-0	0-0-0		NON-CONFERENCE	0-3-0		1-2-0		3-0-0		
3-1-0	0-0-0	0-0-0		HOME	0-0-0		1-1-0		2-0-0		
0-3-0	0-0-0	0-0-		AWAY	0-2-0		0-1-0		0-0-0		
1-1-0	0-0-0	0-0-0		NEUTRAL	0-1-0		0-0-0		1-0-0		
<hr/>											
5-2-0	0-0-0	0-0-0		CONFERENCE	0-0-0		3-1-0		2-1-0		
2-2-0	0-0-0	0-0-0		HOME	0-0-0		1-1-0		1-1-0		
3-0-0	0-0-0	0-0-0		AWAY	0-0-0		2-0-0		1-0-0		
0-0-0	0-0-0	0-0-0		NEUTRAL	0-0-0		0-0-0		0-0-0		
<hr/>											
RPI S	Opponent	Score	RPI S	Opponent	Score	RPI S	Opponent	Score	RPI S	Opponent	Score
						51 N	American	1 2	108 H	UMBC	2 3
						59 A	Cal St. Fullerton	0 3	119 A	Davidson	2 1
						71 A	San Diego St.	0 3	125 H	Rhode Island	0 1
									130 A	VCU	1 0
									132 A	Saint Francis (PA)	0 2
									143 H	George Mason	1 0
									146 H	Robert Morris	4 1
									153 H	Longwood	2 0
									168 H	Loyola Maryland	1 0
									169 H	Massachusetts	2 0
						193 A	Saint Joseph's	1 0	202 H	St. Bonaventure	1 2
						203 N	Howard	3 1			
						LAST 10 GAMES					
						169 H	Massachusetts	2 0	143 H	George Mason	1 0
						130 A	VCU	1 0	193 A	Saint Joseph's	1 0
						202 H	St. Bonaventure	1 2	119 A	Davidson	2 1
						125 H	Rhode Island	0 1	146 H	Robert Morris	4 1
						153 H	Longwood	2 0	108 H	UMBC	2 3

Non-Div. I Games:

George Washington

Average RPI Win:	175	WON-LOST RECORD	WINNING PCT. RANK	LAST 10 GAMES	STRENGTH OF SCHEDULE	OPP. STRENGTH OF SCHEDULE	TEAM RPI	ADJ RPI	CONF. RPI	ADJ CONF. RPI	
DIV. I ONLY	9-5-3	.61765	52	6-4-0	199	185	136	.46755	132	23	23
DIV. I NON-CONF.	5-3-3	.59091	69	2-2-0	185	157	119	.47396	115	24	24
TOTALS	RPI 1-25	RPI 26-50	W-L RECORDS		RPI 51-100	RPI 101-150	RPI 150+				
9-5-3	0-0-0	0-0-0	OVERALL		0-2-2	2-2-0	7-1-1				
7-1-1	0-0-0	0-0-0	HOME		0-1-1	1-0-0	6-0-0				
2-3-2	0-0-0	0-0-0	AWAY		0-0-1	1-2-0	1-1-1				
0-1-0	0-0-0	0-0-0	NEUTRAL		0-1-0	0-0-0	0-0-0				
5-3-3	0-0-0	0-0-0	NON-CONFERENCE		0-2-2	2-1-0	3-0-1				
4-1-1	0-0-0	0-0-0	HOME		0-1-1	1-0-0	3-0-0				
1-1-2	0-0-0	0-0-	AWAY		0-0-1	1-1-0	0-0-1				
0-1-0	0-0-0	0-0-0	NEUTRAL		0-1-0	0-0-0	0-0-0				
4-2-0	0-0-0	0-0-0	CONFERENCE		0-0-0	0-1-0	4-1-0				
3-0-0	0-0-0	0-0-0	HOME		0-0-0	0-0-0	3-0-0				
1-2-0	0-0-0	0-0-0	AWAY		0-0-0	0-1-0	1-1-0				
0-0-0	0-0-0	0-0-0	NEUTRAL		0-0-0	0-0-0	0-0-0				
RPI S	Opponent	Score	RPI S	Opponent	Score	RPI S	Opponent	Score	RPI S	Opponent	Score
						84 H	Lehigh	0 0	115 A	St. Francis Brooklyn	0 5
						95 A	Hartwick	0 0	116 A	Hartford	1 2
						96 N	Northern Ky.	0 2	131 H	George Washington	2 0
						99 H	West Virginia	2 3	137 A	Bucknell	3 1
									163 H	Duquesne	1 0
									166 H	Bryant	1 0
									167 A	LIU Brooklyn	0 1
									168 A	Loyola Maryland	0 0
									186 A	Central Conn. St.	3 1
									190 H	Fairleigh Dickinson	5 0
									198 H	Sacred Heart	6 1
									202 H	St. Bonaventure	1 0
									204 H	Niagara	2 0
LAST 10 GAMES											
			186 A	Central Conn. St.	3 1	198 H	Sacred Heart	6 1			
			190 H	Fairleigh Dickinson	5 0	99 H	West Virginia	2 3			
			166 H	Bryant	1 0	163 H	Duquesne	1 0			
			167 A	LIU Brooklyn	0 1	116 A	Hartford	1 2			
			115 A	St. Francis Brooklyn	0 5	202 H	St. Bonaventure	1 0			

Non-Div. I Games:

Saint Francis (PA)

Average RPI Win:		115	WON-LOST RECORD		WINNING PCT. RANK		LAST 10 GAMES		STRENGTH OF SCHEDULE		OPP. STRENGTH OF SCHEDULE		TEAM RPI		ADJ RPI		CONF. RPI		ADJ CONF. RPI				
DIV. I ONLY			6-10-2		.38889 148		3-6-1		96		55		131		.46731 133		7		6				
DIV. I NON-CONF.			3-4-1		.4375 135		0-0-0		142		106		157		.44314 153		4		4				
TOTALS		RPI 1-25		RPI 26-50		W-L RECORDS		RPI 51-100		RPI 101-150		RPI 150+											
6-10-2		1-2-0		0-3-0		OVERALL		1-2-1		3-3-1		1-0-0											
4-2-1		1-0-0		0-1-0		HOME		1-1-1		1-0-0		1-0-0											
1-8-1		0-2-0		0-2-0		AWAY		0-1-0		1-3-1		0-0-0											
1-0-0		0-0-0		0-0-0		NEUTRAL		0-0-0		1-0-0		0-0-0											
3-4-1		0-1-0		0-1-0		NON-CONFERENCE		0-0-1		2-2-0		1-0-0											
1-0-1		0-0-0		0-0-0		HOME		0-0-1		0-0-0		1-0-0											
1-4-0		0-1-0		0-0-		AWAY		0-0-0		1-2-0		0-0-0											
1-0-0		0-0-0		0-0-0		NEUTRAL		0-0-0		1-0-0		0-0-0											
3-6-1		1-1-0		0-2-0		CONFERENCE		1-2-0		1-1-1		0-0-0											
3-2-0		1-0-0		0-1-0		HOME		1-1-0		1-0-0		0-0-0											
0-4-1		0-1-0		0-1-0		AWAY		0-1-0		0-1-1		0-0-0											
0-0-0		0-0-0		0-0-0		NEUTRAL		0-0-0		0-0-0		0-0-0											
RPI	S	Opponent		Score		RPI	S	Opponent		Score		RPI	S	Opponent		Score		RPI	S	Opponent		Score	
12	A	SMU		0	2	28	A	Cal Poly		0	2	53	H	CSUN		1	2	105	A	UC Davis		1	1
17	A	UC Santa Barbara		1	2	28	H	Cal Poly		2	4	59	A	Cal St. Fullerton		0	2	105	H	UC Davis		1	0
17	H	UC Santa Barbara		5	2	37	A	Tulsa		1	2	92	H	CSU Bakersfield		1	1	134	A	UC Riverside		1	3
												98	H	UC Irvine		3	2	139	A	St. Mary's (CA)		2	0
																		140	N	Incarnate Word		2	1
																		144	A	Grand Canyon		1	2
																		145	A	San Jose St.		2	4
																		192	H	Pacific		1	0
LAST 10 GAMES																							
						28	H	Cal Poly		2	4	17	H	UC Santa Barbara		5	2						
						17	A	UC Santa Barbara		1	2	53	H	CSUN		1	2						
						105	H	UC Davis		1	0	98	H	UC Irvine		3	2						
						28	A	Cal Poly		0	2	134	A	UC Riverside		1	3						
						105	A	UC Davis		1	1	59	A	Cal St. Fullerton		0	2						

Non-Div. I Games:

Sacramento St.

Average RPI Win:		103	WON-LOST RECORD		WINNING PCT. RANK	LAST 10 GAMES	STRENGTH OF SCHEDULE		OPP. STRENGTH OF SCHEDULE	TEAM RPI	ADJ RPI	CONF. RPI	ADJ CONF. RPI				
Average RPI Loss:		58															
DIV. I ONLY			5-12-1		.30556	176	2-8-0		97	31	153	.46561	134	7	6		
DIV. I NON-CONF.			3-4-1		.4375	135	0-0-0		81	36	138	.4684	124	4	4		
TOTALS		RPI 1-25		RPI 26-50		W-L RECORDS		RPI 51-100		RPI 101-150		RPI 150+					
5-12-1		1-2-0		0-2-0		OVERALL		1-7-0		2-1-1		1-0-0					
3-4-0		0-0-0		0-0-0		HOME		0-3-0		2-1-0		1-0-0					
2-8-1		1-2-0		0-2-0		AWAY		1-4-0		0-0-1		0-0-0					
0-0-0		0-0-0		0-0-0		NEUTRAL		0-0-0		0-0-0		0-0-0					
3-4-1		1-1-0		0-1-0		NON-CONFERENCE		0-2-0		1-0-1		1-0-0					
2-0-0		0-0-0		0-0-0		HOME		0-0-0		1-0-0		1-0-0					
1-4-1		1-1-0		0-0-		AWAY		0-2-0		0-0-1		0-0-0					
0-0-0		0-0-0		0-0-0		NEUTRAL		0-0-0		0-0-0		0-0-0					
2-8-0		0-1-0		0-1-0		CONFERENCE		1-5-0		1-1-0		0-0-0					
1-4-0		0-0-0		0-0-0		HOME		0-3-0		1-1-0		0-0-0					
1-4-0		0-1-0		0-1-0		AWAY		1-2-0		0-0-0		0-0-0					
0-0-0		0-0-0		0-0-0		NEUTRAL		0-0-0		0-0-0		0-0-0					
RPI	S	Opponent		Score		RPI	S	Opponent		Score		RPI	S	Opponent		Score	
10	A	Syracuse		1	4	28	A	Cal Poly		1	2	53	A	CSUN		1	2
17	A	UC Santa Barbara		0	2	42	A	San Diego		0	3	53	H	CSUN		0	1
19	A	UCLA		2	1							59	A	Cal St. Fullerton		2	1
												59	H	Cal St. Fullerton		0	2
												60	A	Colgate		1	2
												72	A	Santa Clara		1	2
												98	A	UC Irvine		0	1
												98	H	UC Irvine		1	5
LAST 10 GAMES																	
						59	H	Cal St. Fullerton		0	2	98	A	UC Irvine		0	1
						53	A	CSUN		1	2	28	A	Cal Poly		1	2
						59	A	Cal St. Fullerton		2	1	17	A	UC Santa Barbara		0	2
						98	H	UC Irvine		1	5	133	H	Sacramento St.		3	1
						53	H	CSUN		0	1	105	H	UC Davis		0	2

Non-Div. I Games: Concordia (CA) 3 0

UC Riverside

Average RPI Win: 137		WON-LOST	WINNING	LAST 10	STRENGTH OF		OPP. STRENGTH	TEAM	ADJ	CONF.	ADJ CONF.
Average RPI Loss: 63		RECORD	PCT. RANK	GAMES	SCHEDULE		OF SCHEDULE	RPI	RPI	RPI	RPI
DIV. I ONLY		3-9-4	.3125	174	3-4-3		56	67	147	.46474	135
DIV. I NON-CONF.		2-5-1	.3125	165	2-0-0		89	128	163	.44318	152
TOTALS		RPI 1-25	RPI 26-50		W-L RECORDS		RPI 51-100		RPI 101-150		RPI 150+
3-9-4		0-2-1	0-2-1		OVERALL		1-3-1		1-2-1		1-0-0
2-4-2		0-1-1	0-1-0		HOME		0-1-0		1-1-1		1-0-0
1-5-2		0-1-0	0-1-1		AWAY		1-2-1		0-1-0		0-0-0
0-0-0		0-0-0	0-0-0		NEUTRAL		0-0-0		0-0-0		0-0-0
2-5-1		0-1-0	0-1-1		NON-CONFERENCE		0-2-0		1-1-0		1-0-0
2-2-0		0-0-0	0-0-0		HOME		0-1-0		1-1-0		1-0-0
0-3-1		0-1-0	0-1-		AWAY		0-1-0		0-0-0		0-0-0
0-0-0		0-0-0	0-0-0		NEUTRAL		0-0-0		0-0-0		0-0-0
1-4-3		0-1-1	0-1-0		CONFERENCE		1-1-1		0-1-1		0-0-0
0-2-2		0-1-1	0-1-0		HOME		0-0-0		0-0-1		0-0-0
1-2-1		0-0-0	0-0-0		AWAY		1-1-1		0-1-0		0-0-0
0-0-0		0-0-0	0-0-0		NEUTRAL		0-0-0		0-0-0		0-0-0
RPI S	Opponent	Score	RPI S	Opponent	Score	RPI S	Opponent	Score	RPI S	Opponent	Score
8 H	South Fla.	0 0	36 A	Kentucky	0 0	62 A	UConn	1 0	102 A	UCF	0 1
12 H	SMU	1 3	37 H	Tulsa	0 3	70 A	Saint Louis	0 3	102 H	UCF	2 2
25 A	Louisville	0 4	45 A	SIUE	0 2	73 A	Temple	0 4	106 H	UAB	1 3
						94 A	Cincinnati	3 3	149 H	Georgia St.	2 1
						96 H	Northern Ky.	0 1	199 H	Central Ark.	3 1
LAST 10 GAMES											
	37 H Tulsa	0 3		73 A Temple	0 4						
	102 A UCF	0 1		12 H SMU	1 3						
	94 A Cincinnati	3 3		62 A UConn	1 0						
	8 H South Fla.	0 0		199 H Central Ark.	3 1						
	149 H Georgia St.	2 1		102 H UCF	2 2						

Non-Div. I Games:

Memphis

Average RPI Win: 148		WON-LOST	WINNING	LAST 10	STRENGTH OF		OPP. STRENGTH	TEAM	ADJ	CONF.	ADJ CONF.			
Average RPI Loss: 72		RECORD	PCT. RANK	GAMES	SCHEDULE		OF SCHEDULE	RPI	RPI	RPI	RPI			
DIV. I ONLY		5-8-1	.39286	147	1-7-1		85	116	130	.4641	136	5	5	
DIV. I NON-CONF.		4-3-0	.57143	73	0-2-0		80	202	134	.45751	138	2	3	
<hr/>														
TOTALS		RPI 1-25		RPI 26-50		W-L RECORDS		RPI 51-100		RPI 101-150		RPI 150+		
5-8-1		0-2-0		0-3-1		OVERALL		0-1-0		3-0-0		2-2-0		
2-3-1		0-1-0		0-1-1		HOME		0-0-0		2-0-0		0-1-0		
3-5-0		0-1-0		0-2-0		AWAY		0-1-0		1-0-0		2-1-0		
0-0-0		0-0-0		0-0-0		NEUTRAL		0-0-0		0-0-0		0-0-0		
4-3-0		0-0-0		0-1-0		NON-CONFERENCE		0-1-0		2-0-0		2-1-0		
1-1-0		0-0-0		0-0-0		HOME		0-0-0		1-0-0		0-1-0		
3-2-0		0-0-0		0-0-		AWAY		0-1-0		1-0-0		2-0-0		
0-0-0		0-0-0		0-0-0		NEUTRAL		0-0-0		0-0-0		0-0-0		
1-5-1		0-2-0		0-2-1		CONFERENCE		0-0-0		1-0-0		0-1-0		
1-2-1		0-1-0		0-1-1		HOME		0-0-0		1-0-0		0-0-0		
0-3-0		0-1-0		0-1-0		AWAY		0-0-0		0-0-0		0-1-0		
0-0-0		0-0-0		0-0-0		NEUTRAL		0-0-0		0-0-0		0-0-0		
RPI	S	Opponent		Score	RPI	S	Opponent		Score	RPI	S	Opponent		Score
18	H	South Carolina		1 2	30	A	FIU		1 5	66	A	Western Mich.		0 2
24	A	Charlotte		1 3	32	A	Radford		0 1					
					36	H	Kentucky		0 1					
					38	H	New Mexico		1 1					

Non-Div. I Games: Shawnee St. 3 0

Marshall

Average RPI Win:	152	WON-LOST	WINNING	LAST 10		STRENGTH OF	OPP. STRENGTH	TEAM	ADJ	CONF.	ADJ CONF.				
Average RPI Loss:	75	RECORD	PCT. RANK	GAMES		SCHEDULE	OF SCHEDULE	RPI	RPI	RPI	RPI				
DIV. I ONLY		6-6-5	.5	104	3-3-4	131	118	128	.46258	137	11	10			
DIV. I NON-CONF.		4-3-2	.55556	85	1-0-1	174	135	151	.44217	157	13	13			
<hr/>															
TOTALS	RPI 1-25		RPI 26-50		W-L RECORDS		RPI 51-100		RPI 101-150		RPI 150+				
6-6-5	0-1-0		0-1-1		OVERALL		2-2-2		0-1-1		4-1-1				
4-3-1	0-1-0		0-0-0		HOME		1-1-0		0-1-1		3-0-0				
1-3-4	0-0-0		0-1-1		AWAY		0-1-2		0-0-0		1-1-1				
1-0-0	0-0-0		0-0-0		NEUTRAL		1-0-0		0-0-0		0-0-0				
4-3-2	0-1-0		0-1-0		NON-CONFERENCE		1-0-1		0-1-0		3-0-1				
2-2-0	0-1-0		0-0-0		HOME		0-0-0		0-1-0		2-0-0				
1-1-2	0-0-0		0-0-		AWAY		0-0-1		0-0-0		1-0-1				
1-0-0	0-0-0		0-0-0		NEUTRAL		1-0-0		0-0-0		0-0-0				
2-3-3	0-0-0		0-0-1		CONFERENCE		1-2-1		0-0-1		1-1-0				
2-1-1	0-0-0		0-0-0		HOME		1-1-0		0-0-1		1-0-0				
0-2-2	0-0-0		0-0-1		AWAY		0-1-1		0-0-0		0-1-0				
0-0-0	0-0-0		0-0-0		NEUTRAL		0-0-0		0-0-0		0-0-0				
<hr/>															
RPI	S	Opponent	Score	RPI	S	Opponent	Score	RPI	S	Opponent	Score	RPI	S	Opponent	Score
10	H	Syracuse	0 1	33	A	Boston U.	1 1	51	A	American	0 3	120	H	Holy Cross	1 1
				46	A	Xavier	0 1	60	H	Colgate	0 2	132	H	Saint Francis (PA)	1 3
								84	A	Lehigh	1 1	151	A	Lafayette	0 1
								89	H	Navy	1 0	168	H	Loyola Maryland	5 0
								95	A	Hartwick	2 2	173	H	La Salle	4 2
								96	N	Northern Ky.	1 0	183	H	Seton Hall	4 0
												190	A	Fairleigh Dickinson	2 2
												203	A	Howard	5 2
<hr/>															
LAST 10 GAMES															
				84	A	Lehigh	1 1	60	H	Colgate	0 2				
				168	H	Loyola Maryland	5 0	151	A	Lafayette	0 1				
				51	A	American	0 3	120	H	Holy Cross	1 1				
				89	H	Navy	1 0	190	A	Fairleigh Dickinson	2 2				
				203	A	Howard	5 2	33	A	Boston U.	1 1				

Non-Div. I Games:

Bucknell

Average RPI Win: 142		WON-LOST	WINNING	LAST 10	STRENGTH OF		OPP. STRENGTH	TEAM	ADJ	CONF.	ADJ CONF.
Average RPI Loss: 114		RECORD	PCT. RANK	GAMES	SCHEDULE		OF SCHEDULE	RPI	RPI	RPI	RPI
DIV. I ONLY		6-3-8	.58824	69	188		136	138	.45994	138	16
DIV. I NON-CONF.		4-2-3	.61111	58	201		146	172	.42427	172	18
TOTALS		RPI 1-25	RPI 26-50		W-L RECORDS		RPI 51-100		RPI 101-150		RPI 150+
6-3-8		0-0-0	1-1-0		OVERALL		1-1-4		0-1-1		4-1-3
1-1-5		0-0-0	0-0-0		HOME		0-0-4		0-1-0		1-0-1
3-2-3		0-0-0	1-1-0		AWAY		1-1-0		0-0-1		1-1-2
2-0-0		0-0-0	0-0-0		NEUTRAL		0-0-0		0-0-0		2-0-0
4-2-3		0-0-0	1-1-0		NON-CONFERENCE		0-0-1		0-1-0		3-1-2
0-1-2		0-0-0	0-0-0		HOME		0-0-1		0-1-0		0-0-1
2-2-1		0-0-0	1-0-		AWAY		0-0-0		0-0-0		1-1-1
2-0-0		0-0-0	0-0-0		NEUTRAL		0-0-0		0-0-0		2-0-0
2-1-5		0-0-0	0-0-0		CONFERENCE		1-1-3		0-0-1		1-0-1
1-0-3		0-0-0	0-0-0		HOME		0-0-3		0-0-0		1-0-0
1-1-2		0-0-0	0-0-0		AWAY		1-1-0		0-0-1		0-0-1
0-0-0		0-0-0	0-0-0		NEUTRAL		0-0-0		0-0-0		0-0-0
RPI S	Opponent	Score	RPI S	Opponent	Score	RPI S	Opponent	Score	RPI S	Opponent	Score
36 A	Kentucky	0 4	58 H	Ill.-Chicago	2 2	127 A	Cleveland St.	1 1			
41 A	Michigan	2 1	66 H	Western Mich.	0 0	136 H	Marshall	0 1			
			79 A	Wright St.	3 2	164 A	Green Bay	0 0			
			93 H	Valparaiso	0 0	171 N	Western Ill.	2 1			
			96 H	Northern Ky.	1 1	175 A	Stetson	1 1			
			97 A	Oakland	0 2	178 H	Milwaukee	1 0			
						180 A	IPFW	1 0			
						181 H	IUPUI	1 1			
						185 A	Jacksonville	1 3			
						202 N	St. Bonaventure	2 1			
LAST 10 GAMES											
36 A	Kentucky	0 4	58 H	Ill.-Chicago	2 2						
178 H	Milwaukee	1 0	164 A	Green Bay	0 0						
180 A	IPFW	1 0	127 A	Cleveland St.	1 1						
79 A	Wright St.	3 2	66 H	Western Mich.	0 0						
97 A	Oakland	0 2	96 H	Northern Ky.	1 1						

Non-Div. I Games:

Detroit

Average RPI Win:	152	WON-LOST	WINNING	LAST 10	STRENGTH OF	OPP. STRENGTH	TEAM	ADJ	CONF.	ADJ CONF.	
Average RPI Loss:	69	RECORD	PCT. RANK	GAMES	SCHEDULE	OF SCHEDULE	RPI	RPI	RPI	RPI	
DIV. I ONLY	6-9-1	.40625	143	3-6-1	124	132	146	.45989	139	15	14
DIV. I NON-CONF.	3-7-1	.31818	162	0-4-1	91	137	121	.46899	123	9	9
<hr/>											
TOTALS	RPI 1-25	RPI 26-50		W-L RECORDS		RPI 51-100		RPI 101-150		RPI 150+	
6-9-1	0-1-0	0-2-0		OVERALL		1-4-0		1-2-1		4-0-0	
4-4-1	0-0-0	0-1-0		HOME		1-1-0		0-2-1		3-0-0	
1-4-0	0-0-0	0-1-0		AWAY		0-3-0		0-0-0		1-0-0	
1-1-0	0-1-0	0-0-0		NEUTRAL		0-0-0		1-0-0		0-0-0	
<hr/>											
3-7-1	0-1-0	0-1-0		NON-CONFERENCE		0-3-0		1-2-1		2-0-0	
2-3-1	0-0-0	0-0-0		HOME		0-1-0		0-2-1		2-0-0	
0-3-0	0-0-0	0-0-		AWAY		0-2-0		0-0-0		0-0-0	
1-1-0	0-1-0	0-0-0		NEUTRAL		0-0-0		1-0-0		0-0-0	
<hr/>											
3-2-0	0-0-0	0-1-0		CONFERENCE		1-1-0		0-0-0		2-0-0	
2-1-0	0-0-0	0-1-0		HOME		1-0-0		0-0-0		1-0-0	
1-1-0	0-0-0	0-0-0		AWAY		0-1-0		0-0-0		1-0-0	
0-0-0	0-0-0	0-0-0		NEUTRAL		0-0-0		0-0-0		0-0-0	
<hr/>											
RPI S	Opponent	Score		RPI S	Opponent	Score		RPI S	Opponent	Score	
20 N	Elon	0	1	39 A	Duke	2	3	53 H	CSUN	1	4
				42 H	San Diego	0	1	66 A	Western Mich.	0	1
								72 A	Santa Clara	1	2
								78 H	Loyola Marymount	2	1
								88 A	Missouri St.	0	1
			</								

Non-Div. I Games:

St. Mary's (CA)

Average RPI Win:	157	WON-LOST RECORD	WINNING PCT. RANK	LAST 10 GAMES	STRENGTH OF SCHEDULE	OPP. STRENGTH OF SCHEDULE	TEAM RPI	ADJ RPI	CONF. RPI	ADJ CONF. RPI	
Average RPI Loss:	101										
DIV. I ONLY	8-8-0	.5	104	4-6-0	182	160	140	.45952	140	12	13
DIV. I NON-CONF.	4-2-0	.66667	43	0-0-0	203	190	185	.40433	182	20	20
<hr/>											
TOTALS	RPI 1-25	RPI 26-50		W-L RECORDS	RPI 51-100		RPI 101-150		RPI 150+		
8-8-0	0-1-0	0-1-0		OVERALL	1-1-0		3-5-0		4-0-0		
6-1-0	0-0-0	0-0-0		HOME	1-0-0		3-1-0		2-0-0		
1-6-0	0-1-0	0-1-0		AWAY	0-1-0		0-3-0		1-0-0		
1-1-0	0-0-0	0-0-0		NEUTRAL	0-0-0		0-1-0		1-0-0		
<hr/>											
4-2-0	0-0-0	0-0-0		NON-CONFERENCE	0-0-0		1-2-0		3-0-0		
2-0-0	0-0-0	0-0-0		HOME	0-0-0		1-0-0		1-0-0		
1-1-0	0-0-0	0-0-		AWAY	0-0-0		0-1-0		1-0-0		
1-1-0	0-0-0	0-0-0		NEUTRAL	0-0-0		0-1-0		1-0-0		
<hr/>											
4-6-0	0-1-0	0-1-0		CONFERENCE	1-1-0		2-3-0		1-0-0		
4-1-0	0-0-0	0-0-0		HOME	1-0-0		2-1-0		1-0-0		
0-5-0	0-1-0	0-1-0		AWAY	0-1-0		0-2-0		0-0-0		
0-0-0	0-0-0	0-0-0		NEUTRAL	0-0-0		0-0-0		0-0-0		
<hr/>											
RPI S	Opponent	Score	RPI S	Opponent	Score	RPI S	Opponent	Score	RPI S	Opponent	Score
11 A	Seattle	2 4	47 A	Utah Valley	1 4	76 A	UNLV	1 5	107 A	Air Force	0 1
						92 H	CSU Bakersfield	3 2	122 H	Houston Baptist	3 1
						133 N	Sacramento St.	1 2			
						141 A	UMKC	0 1			
						144 H	Grand Canyon	4 2			
						145 H	San Jose St.	1 2			
						147 A	Oral Roberts	0 1			
						147 H	Oral Roberts	3 0			
						164 N	Green Bay	2 0			
						191 H	UTRGV	1 0			
						199 A	Central Ark.	2 1			
						199 H	Central Ark.	8 1			
						<hr/>					
LAST 10 GAMES											
11 A	Seattle	2 4	144 H	Grand Canyon	4 2						
47 A	Utah Valley	1 4	107 A	Air Force	0 1						
191 H	UTRGV	1 0	141 A	UMKC	0 1						
122 H	Houston Baptist	3 1	145 H	San Jose St.	1 2						
76 A	UNLV	1 5	92 H	CSU Bakersfield	3 2						

Non-Div. I Games:

Incarnate Word

Average RPI Win: 130		WON-LOST	WINNING	LAST 10	STRENGTH OF	OPP. STRENGTH	TEAM	ADJ	CONF.	ADJ CONF.		
Average RPI Loss: 94		RECORD	PCT. RANK	GAMES	SCHEDULE	OF SCHEDULE	RPI	RPI	RPI	RPI		
DIV. I ONLY		5-9-2	.375	155	3-6-1	84	153	142	.45722	141	12	13
DIV. I NON-CONF.		2-4-1	.35714	155	0-1-0	104	139	149	.45258	146	20	20
<hr/>												
TOTALS		RPI 1-25	RPI 26-50		W-L RECORDS		RPI 51-100		RPI 101-150		RPI 150+	
5-9-2		0-1-0	1-2-0		OVERALL		1-2-1		1-3-1		2-1-0	
3-3-1		0-0-0	0-1-0		HOME		1-0-1		1-1-0		1-1-0	
2-6-1		0-1-0	1-1-0		AWAY		0-2-0		0-2-1		1-0-0	
0-0-0		0-0-0	0-0-0		NEUTRAL		0-0-0		0-0-0		0-0-0	
<hr/>												
2-4-1		0-0-0	1-1-0		NON-CONFERENCE		0-1-1		0-1-0		1-1-0	
0-2-1		0-0-0	0-1-0		HOME		0-0-1		0-0-0		0-1-0	
2-2-0		0-0-0	1-0-		AWAY		0-1-0		0-1-0		1-0-0	
0-0-0		0-0-0	0-0-0		NEUTRAL		0-0-0		0-0-0		0-0-0	
<hr/>												
3-5-1		0-1-0	0-1-0		CONFERENCE		1-1-0		1-2-1		1-0-0	
3-1-0		0-0-0	0-0-0		HOME		1-0-0		1-1-0		1-0-0	
0-4-1		0-1-0	0-1-0		AWAY		0-1-0		0-1-1		0-0-0	
0-0-0		0-0-0	0-0-0		NEUTRAL		0-0-0		0-0-0		0-0-0	
<hr/>												
RPI S	Opponent	Score	RPI S	Opponent	Score	RPI S	Opponent	Score	RPI S	Opponent	Score	
11 A	Seattle	1 5	37 H	Tulsa	2 3	76 H	UNLV	3 2	112 A	Omaha	1 2	
			45 A	SIUE	2 0	87 A	Drake	0 4	122 A	Houston Baptist	2 2	
			47 A	Utah Valley	0 3	88 H	Missouri St.	0 0	140 H	Incarnate Word	1 0	
						92 A	CSU Bakersfield	0 3	144 H	Grand Canyon	2 3	
									145 A	San Jose St.	0 2	
									171 H	Western Ill.	1 4	
									191 H	UTRGV	3 2	
									199 A	Central Ark.	2 1	
<hr/>												
LAST 10 GAMES												
	144 H	Grand Canyon	2	3			122 A	Houston Baptist	2	2		
	76 H	UNLV	3	2			140 H	Incarnate Word	1	0		
	92 A	CSU Bakersfield	0	3			47 A	Utah Valley	0	3		
	145 A	San Jose St.	0	2			11 A	Seattle	1	5		
	191 H	UTRGV	3	2			37 H	Tulsa	2	3		

Non-Div. I Games:

UMKC

I
o
n
a

Iona

Average RPI Win: 156		WON-LOST	WINNING	LAST 10	STRENGTH OF		OPP. STRENGTH	TEAM	ADJ	CONF.	ADJ CONF.
Average RPI Loss: 83		RECORD	PCT. RANK	GAMES	SCHEDULE		OF SCHEDULE	RPI	RPI	RPI	RPI
DIV. I ONLY		6-7-3	.46875	123	4-3-3		144	134	137	.4557	143
DIV. I NON-CONF.		4-5-0	.44444	128	2-1-0		96	141	111	.4807	108
TOTALS		RPI 1-25	RPI 26-50		W-L RECORDS		RPI 51-100		RPI 101-150		RPI 150+
6-7-3	0-1-0	0-1-0		OVERALL		0-2-1		2-2-1		4-1-1	
3-4-2	0-0-0	0-1-0		HOME		0-2-1		0-0-1		3-1-0	
3-3-1	0-1-0	0-0-0		AWAY		0-0-0		2-2-0		1-0-1	
0-0-0	0-0-0	0-0-0		NEUTRAL		0-0-0		0-0-0		0-0-0	
4-5-0	0-1-0	0-1-0		NON-CONFERENCE		0-2-0		0-1-0		4-0-0	
3-3-0	0-0-0	0-1-0		HOME		0-2-0		0-0-0		3-0-0	
1-2-0	0-1-0	0-0-		AWAY		0-0-0		0-1-0		1-0-0	
0-0-0	0-0-0	0-0-0		NEUTRAL		0-0-0		0-0-0		0-0-0	
2-2-3	0-0-0	0-0-0		CONFERENCE		0-0-1		2-1-1		0-1-1	
0-1-2	0-0-0	0-0-0		HOME		0-0-1		0-0-1		0-1-0	
2-1-1	0-0-0	0-0-0		AWAY		0-0-0		2-1-0		0-0-1	
0-0-0	0-0-0	0-0-0		NEUTRAL		0-0-0		0-0-0		0-0-0	
RPI S	Opponent	Score		RPI S	Opponent	Score		RPI S	Opponent	Score	
23 A	Virginia	1	2	48 H	Hofstra	1	2	51 H	American	1	3
								56 H	Dayton	1	1
								57 H	Albany (NY)	0	2
								108 A	UMBC	0	2
								111 A	Fordham	5	1
								119 A	Davidson	1	0
								130 H	VCU	1	1
								131 A	George Washington	0	1
								153 A	Longwood	1	0
								160 H	High Point	1	0
								163 H	Duquesne	1	3
								190 H	Fairleigh Dickinson	1	0
								193 A	Saint Joseph's	1	1
								203 H	Howard	5	1
LAST 10 GAMES				LAST 10 GAMES				LAST 10 GAMES			
				119 A	Davidson	1	0	131 A	George Washington	0	1
				111 A	Fordham	5	1	130 H	VCU	1	1
				163 H	Duquesne	1	3	108 A	UMBC	0	2
				193 A	Saint Joseph's	1	1	153 A	Longwood	1	0
				56 H	Dayton	1	1	160 H	High Point	1	0

Non-Div. I Games:

George Mason

Average RPI Win: 158		WON-LOST	WINNING	LAST 10	STRENGTH OF		OPP. STRENGTH	TEAM	ADJ		CONF.	ADJ CONF.			
Average RPI Loss: 86		RECORD	PCT. RANK	GAMES	SCHEDULE		OF SCHEDULE	RPI	RPI		RPI	RPI			
DIV. I ONLY		7-9-0	.4375	138	3-7-0		181	104	155		.4554	144			
DIV. I NON-CONF.		4-3-0	.57143	73	0-1-0		199	75	177		.42238	173			
TOTALS		RPI 1-25	RPI 26-50		W-L RECORDS		RPI 51-100		RPI 101-150		RPI 150+				
7-9-0		0-1-0	0-1-0		OVERALL		0-3-0		3-4-0		4-0-0				
4-2-0		0-1-0	0-1-0		HOME		0-0-0		2-0-0		2-0-0				
3-7-0		0-0-0	0-0-0		AWAY		0-3-0		1-4-0		2-0-0				
0-0-0		0-0-0	0-0-0		NEUTRAL		0-0-0		0-0-0		0-0-0				
4-3-0		0-0-0	0-0-0		NON-CONFERENCE		0-2-0		1-1-0		3-0-0				
2-0-0		0-0-0	0-0-0		HOME		0-0-0		1-0-0		1-0-0				
2-3-0		0-0-0	0-0-		AWAY		0-2-0		0-1-0		2-0-0				
0-0-0		0-0-0	0-0-0		NEUTRAL		0-0-0		0-0-0		0-0-0				
3-6-0		0-1-0	0-1-0		CONFERENCE		0-1-0		2-3-0		1-0-0				
2-2-0		0-1-0	0-1-0		HOME		0-0-0		1-0-0		1-0-0				
1-4-0		0-0-0	0-0-0		AWAY		0-1-0		1-3-0		0-0-0				
0-0-0		0-0-0	0-0-0		NEUTRAL		0-0-0		0-0-0		0-0-0				
RPI S	Opponent	Score		RPI S	Opponent	Score		RPI S	Opponent	Score		RPI S	Opponent	Score	
11 H	Seattle	0 1		47 H	Utah Valley	2 3		59 A	Cal St. Fullerton	0 2		102 A	UCF	1 2	
								71 A	San Diego St.	1 3		107 A	Air Force	2 3	
								92 A	CSU Bakersfield	1 2		122 H	Houston Baptist	3 1	
												133 H	Sacramento St.	2 1	
												140 A	Incarnate Word	2 4	
												141 A	UMKC	3 2	
												145 A	San Jose St.	0 6	
												161 A	Portland	4 1	
												164 H	Green Bay	1 0	
												191 H	UTRGV	1 0	
												192 A	Pacific	2 1	
LAST 10 GAMES															
				141 A	UMKC	3 2		145 A	San Jose St.	0 6					
				107 A	Air Force	2 3		92 A	CSU Bakersfield	1 2					
				11 H	Seattle	0 1		122 H	Houston Baptist	3 1					
				47 H	Utah Valley	2 3		191 H	UTRGV	1 0					
				140 A	Incarnate Word	2 4		59 A	Cal St. Fullerton	0 2					

Non-Div. I Games:

Grand Canyon

Average RPI Win:		142	WON-LOST RECORD		WINNING PCT. RANK	LAST 10 GAMES	STRENGTH OF SCHEDULE		OPP. STRENGTH OF SCHEDULE	TEAM RPI	ADJ RPI	CONF. RPI	ADJ CONF. RPI				
Average RPI Loss:		78															
DIV. I ONLY			6-10-1		.38235	150	4-5-1		111	120	145	.45439	145	12	13		
DIV. I NON-CONF.			2-6-0		.25	172	0-1-0		136	88	155	.44093	159	20	20		
TOTALS		RPI 1-25		RPI 26-50		W-L RECORDS		RPI 51-100		RPI 101-150		RPI 150+					
6-10-1		0-2-0		0-2-0		OVERALL		0-3-0		5-2-1		1-1-0					
4-2-1		0-0-0		0-0-0		HOME		0-2-0		4-0-1		0-0-0					
2-8-0		0-2-0		0-2-0		AWAY		0-1-0		1-2-0		1-1-0					
0-0-0		0-0-0		0-0-0		NEUTRAL		0-0-0		0-0-0		0-0-0					
2-6-0		0-1-0		0-1-0		NON-CONFERENCE		0-2-0		2-1-0		0-1-0					
2-1-0		0-0-0		0-0-0		HOME		0-1-0		2-0-0		0-0-0					
0-5-0		0-1-0		0-0-		AWAY		0-1-0		0-1-0		0-1-0					
0-0-0		0-0-0		0-0-0		NEUTRAL		0-0-0		0-0-0		0-0-0					
4-4-1		0-1-0		0-1-0		CONFERENCE		0-1-0		3-1-1		1-0-0					
2-1-1		0-0-0		0-0-0		HOME		0-1-0		2-0-1		0-0-0					
2-3-0		0-1-0		0-1-0		AWAY		0-0-0		1-1-0		1-0-0					
0-0-0		0-0-0		0-0-0		NEUTRAL		0-0-0		0-0-0		0-0-0					
RPI	S	Opponent		Score		RPI	S	Opponent		Score		RPI	S	Opponent		Score	
4	A	Stanford		0	1	42	A	San Diego		0	2	72	H	Santa Clara		0	1
11	A	Seattle		0	1	47	A	Utah Valley		2	3	76	H	UNLV		0	1
												78	A	Loyola Marymount		0	1
														105 H UC Davis		2	1
														107 H Air Force		1	1
														122 A Houston Baptist		1	2
														133 H Sacramento St.		4	2
														134 A UC Riverside		0	3
														140 A Incarnate Word		2	1
														141 H UMKC		2	0
														144 H Grand Canyon		6	0
														191 A UTRGV		3	1
														192 A Pacific		0	3
LAST 10 GAMES																	
						122 A Houston Baptist	1	2	47 A Utah Valley	2	3						
						191 A UTRGV	3	1	144 H Grand Canyon	6	0						
						107 H Air Force	1	1	76 H UNLV	0	1						
						141 H UMKC	2	0	140 A Incarnate Word	2	1						
						11 A Seattle	0	1	72 H Santa Clara	0	1						

Non-Div. I Games:

San Jose St.

Average RPI Win:	165	WON-LOST RECORD	WINNING PCT. RANK	LAST 10 GAMES	STRENGTH OF SCHEDULE	OPP. STRENGTH OF SCHEDULE	TEAM RPI	ADJ RPI	CONF. RPI	ADJ CONF. RPI							
Average RPI Loss:	138																
DIV. I ONLY	10-6-1	.61765	52	6-3-1	204	187	143	.45221	146	23	23						
DIV. I NON-CONF.	6-5-0	.54545	97	2-2-0	196	171	141	.45374	144	24	24						
<hr/>																	
TOTALS	RPI 1-25	RPI 26-50		W-L RECORDS	RPI 51-100		RPI 101-150		RPI 150+								
10-6-1	0-0-0	0-0-0		OVERALL	0-1-0		3-3-0		7-2-1								
5-2-1	0-0-0	0-0-0		HOME	0-1-0		0-0-0		5-1-1								
4-4-0	0-0-0	0-0-0		AWAY	0-0-0		2-3-0		2-1-0								
1-0-0	0-0-0	0-0-0		NEUTRAL	0-0-0		1-0-0		0-0-0								
<hr/>																	
6-5-0	0-0-0	0-0-0		NON-CONFERENCE	0-1-0		2-3-0		4-1-0								
3-2-0	0-0-0	0-0-0		HOME	0-1-0		0-0-0		3-1-0								
2-3-0	0-0-0	0-0-		AWAY	0-0-0		1-3-0		1-0-0								
1-0-0	0-0-0	0-0-0		NEUTRAL	0-0-0		1-0-0		0-0-0								
<hr/>																	
4-1-1	0-0-0	0-0-0		CONFERENCE	0-0-0		1-0-0		3-1-1								
2-0-1	0-0-0	0-0-0		HOME	0-0-0		0-0-0		2-0-1								
2-1-0	0-0-0	0-0-0		AWAY	0-0-0		1-0-0		1-1-0								
0-0-0	0-0-0	0-0-0		NEUTRAL	0-0-0		0-0-0		0-0-0								
<hr/>																	
RPI S	Opponent	Score	RPI S	Opponent	Score	RPI S	Opponent	Score	RPI S	Opponent	Score						
						84 H	Lehigh	2 3	113 N	Bowling Green	1 0						
						115 A	St. Francis Brooklyn	1 0									
						124 A	Pittsburgh	0 1									
						127 A	Cleveland St.	4 1									
						131 A	George Washington	1 4									
						136 A	Marshall	1 3									
						154 H	Saint Peter's	2 1									
						163 H	Duquesne	2 1									
						166 H	Bryant	1 1									
						167 A	LIU Brooklyn	0 1									
						184 H	Eastern Ill.	1 2									
						186 A	Central Conn. St.	2 1									
						190 H	Fairleigh Dickinson	2 1									
						198 H	Sacred Heart	3 0									
						203 H	Howard	3 0									
						204 A	Niagara	1 0									
						<hr/>											
						LAST 10 GAMES											
						186 A Central Conn. St.			2 1	198 H Sacred Heart			3 0				
						166 H Bryant			1 1	203 H Howard			3 0				
190 H Fairleigh Dickinson			2 1	163 H Duquesne			2 1										
115 A St. Francis Brooklyn			1 0	131 A George Washington			1 4										
167 A LIU Brooklyn			0 1	124 A Pittsburgh			0 1										

Non-Div. I Games:

Robert Morris

Average RPI Win:		162	WON-LOST RECORD		WINNING PCT. RANK		LAST 10 GAMES		STRENGTH OF SCHEDULE		OPP. STRENGTH OF SCHEDULE		TEAM RPI		ADJ RPI		CONF. RPI		ADJ CONF. RPI	
DIV. I ONLY			6-6-2		.5 104		5-3-2		189		110		150		.4522 147		19		19	
DIV. I NON-CONF.			3-4-2		.44444 128		2-1-2		186		86		153		.44309 155		17		17	
TOTALS		RPI 1-25		RPI 26-50		W-L RECORDS		RPI 51-100		RPI 101-150		RPI 150+								
6-6-2		0-2-0		0-1-0		OVERALL		1-0-2		1-3-0		4-0-1								
5-1-0		0-1-0		0-0-0		HOME		1-0-1		1-0-0		3-0-0								
1-4-2		0-1-0		0-1-0		AWAY		0-0-1		0-2-0		1-0-1								
0-1-0		0-0-0		0-0-0		NEUTRAL		0-0-0		0-1-0		0-0-0								
3-4-2		0-1-0		0-1-0		NON-CONFERENCE		1-0-2		1-2-0		1-0-1								
3-0-1		0-0-0		0-0-0		HOME		1-0-1		1-0-0		1-0-0								
0-3-2		0-1-0		0-0-		AWAY		0-0-1		0-1-0		0-0-1								
0-1-0		0-0-0		0-0-0		NEUTRAL		0-0-0		0-1-0		0-0-0								
3-2-0		0-1-0		0-0-0		CONFERENCE		0-0-0		0-1-0		3-0-0								
2-1-0		0-1-0		0-0-0		HOME		0-0-0		0-0-0		2-0-0								
1-1-0		0-0-0		0-0-0		AWAY		0-0-0		0-1-0		1-0-0								
0-0-0		0-0-0		0-0-0		NEUTRAL		0-0-0		0-0-0		0-0-0								
RPI	S	Opponent		Score		RPI	S	Opponent		Score		RPI	S	Opponent		Score				
12	A	SMU		1	2	37	A	Tulsa		2	6	88	A	Missouri St.		0	0			
14	H	Denver		0	1							88	H	Missouri St.		2	2			
												98	H	UC Irvine		2	1			
														112 A Omaha		1	2			
														139 N St. Mary's (CA)		1	2			
														140 A Incarnate Word		0	3			
														140 H Incarnate Word		1	0			
														171 H Western Ill.		3	2			
														180 H IPFW		4	1			
														184 A Eastern Ill.		2	1			
														199 A Central Ark.		0	0			
														199 H Central Ark.		6	3			
LAST 10 GAMES																				
														88 H Missouri St.		2	2			
														199 A Central Ark.		0	0			
														171 H Western Ill.		3	2			
														12 A SMU		1	2			
														184 A Eastern Ill.		2	1			
														98 H UC Irvine		2	1			

Non-Div. I Games:

Oral Roberts

Average RPI Win: 152		WON-LOST RECORD		WINNING PCT. RANK		LAST 10 GAMES		STRENGTH OF SCHEDULE		OPP. STRENGTH OF SCHEDULE		TEAM RPI		ADJ RPI		CONF. RPI		ADJ CONF. RPI					
DIV. I ONLY		8-7-0		.53333		90		6-4-0		200		98		144		.45072		149		24		24	
DIV. I NON-CONF.		5-6-0		.45455		121		3-3-0		179		57		118		.46119		132		22		23	
TOTALS		RPI 1-25		RPI 26-50		W-L RECORDS		RPI 51-100		RPI 101-150		RPI 150+											
8-7-0		0-1-0		1-0-0		OVERALL		1-3-0		0-1-0		6-2-0											
4-1-0		0-0-0		1-0-0		HOME		0-1-0		0-0-0		3-0-0											
2-5-0		0-1-0		0-0-0		AWAY		1-1-0		0-1-0		1-2-0											
2-1-0		0-0-0		0-0-0		NEUTRAL		0-1-0		0-0-0		2-0-0											
5-6-0		0-1-0		1-0-0		NON-CONFERENCE		1-2-0		0-1-0		3-2-0											
2-1-0		0-0-0		1-0-0		HOME		0-1-0		0-0-0		1-0-0											
2-4-0		0-1-0		0-0-		AWAY		1-0-0		0-1-0		1-2-0											
1-1-0		0-0-0		0-0-0		NEUTRAL		0-1-0		0-0-0		1-0-0											
3-1-0		0-0-0		0-0-0		CONFERENCE		0-1-0		0-0-0		3-0-0											
2-0-0		0-0-0		0-0-0		HOME		0-0-0		0-0-0		2-0-0											
0-1-0		0-0-0		0-0-0		AWAY		0-1-0		0-0-0		0-0-0											
1-0-0		0-0-0		0-0-0		NEUTRAL		0-0-0		0-0-0		1-0-0											
RPI	S	Opponent		Score		RPI	S	Opponent		Score		RPI	S	Opponent		Score							
1	A	Wake Forest		0 5		43	H	Brown		3 2		58	N	Ill.-Chicago		0 2							
												63	H	Mercer		2 3							
												74	A	North Florida		2 1							
												95	A	Hartwick		0 1							
												135	A	Memphis		1 2							
												155	H	UNC Asheville		3 0							
												162	N	Appalachian St.		3 0							
												177	N	Gardner-Webb		3 0							
												185	A	Jacksonville		1 2							
												195	H	NJIT		6 1							
												196	A	Belmont		1 3							
												203	H	Howard		3 1							
												206	A	Presbyterian		5 1							
LAST 10 GAMES																							
						203	H	Howard		3 1		195	H	NJIT		6 1							
						155	H	UNC Asheville		3 0		196	A	Belmont		1 3							
						95	A	Hartwick		0 1		162	N	Appalachian St.		3 0							
						1	A	Wake Forest		0 5		206	A	Presbyterian		5 1							
						135	A	Memphis		1 2		43	H	Brown		3 2							

Non-Div. I Games:

Georgia St.

Average RPI Win:	161	WON-LOST RECORD	WINNING PCT. RANK	LAST 10 GAMES	STRENGTH OF SCHEDULE	OPP. STRENGTH OF SCHEDULE	TEAM RPI	ADJ RPI	CONF. RPI	ADJ CONF. RPI	
Average RPI Loss:	44										
DIV. I ONLY	4-10-3	.32353	171	3-4-3	74	59	149	.45071	150	6	7
DIV. I NON-CONF.	2-6-1	.27778	170	1-0-1	90	82	152	.44162	158	6	6
<hr/>											
TOTALS	RPI 1-25	RPI 26-50		W-L RECORDS	RPI 51-100		RPI 101-150		RPI 150+		
4-10-3	0-3-0	0-4-1		OVERALL	0-2-0		1-1-1		3-0-1		
2-6-3	0-2-0	0-1-1		HOME	0-2-0		0-1-1		2-0-1		
2-3-0	0-1-0	0-2-0		AWAY	0-0-0		1-0-0		1-0-0		
0-1-0	0-0-0	0-1-0		NEUTRAL	0-0-0		0-0-0		0-0-0		
<hr/>											
2-6-1	0-1-0	0-3-0		NON-CONFERENCE	0-1-0		0-1-0		2-0-1		
2-4-1	0-1-0	0-1-0		HOME	0-1-0		0-1-0		2-0-1		
0-1-0	0-0-0	0-0-		AWAY	0-0-0		0-0-0		0-0-0		
0-1-0	0-0-0	0-1-0		NEUTRAL	0-0-0		0-0-0		0-0-0		
<hr/>											
2-4-2	0-2-0	0-1-1		CONFERENCE	0-1-0		1-0-1		1-0-0		
0-2-2	0-1-0	0-0-1		HOME	0-1-0		0-0-1		0-0-0		
2-2-0	0-1-0	0-1-0		AWAY	0-0-0		1-0-0		1-0-0		
0-0-0	0-0-0	0-0-0		NEUTRAL	0-0-0		0-0-0		0-0-0		
<hr/>											
RPI S Opponent	Score	RPI S Opponent	Score	RPI S Opponent	Score	RPI S Opponent	Score				
7 A Creighton	1 2	26 A Indiana	0 1	61 H Villanova	0 2	117 A DePaul	2 0				
9 H Georgetown	0 1	35 N Maryland	0 4	68 H Princeton	1 2	126 H Wisconsin	1 2				
14 H Denver	1 2	46 H Xavier	0 0			128 H Marquette	0 0				
		48 H Hofstra	0 2			158 H Siena	1 0				
		50 A Butler	1 2			183 A Seton Hall	1 0				
						186 H Central Conn. St.	3 0				
						200 H Quinnipiac	1 1				
<hr/>											
LAST 10 GAMES											
117 A DePaul 2 0				7 A Creighton 1 2							
61 H Villanova 0 2				183 A Seton Hall 1 0							
9 H Georgetown 0 1				186 H Central Conn. St. 3 0							
50 A Butler 1 2				128 H Marquette 0 0							
46 H Xavier 0 0				200 H Quinnipiac 1 1							

Non-Div. I Games:

St. John's (NY)

Average RPI Win: 158		WON-LOST	WINNING	LAST 10	STRENGTH OF		OPP. STRENGTH	TEAM	ADJ	CONF.	ADJ CONF.
Average RPI Loss: 78		RECORD	PCT. RANK	GAMES	SCHEDULE		OF SCHEDULE	RPI	RPI	RPI	RPI
DIV. I ONLY		5-7-5	.44118	136	2-6-2		138	141	154	.45064	151
DIV. I NON-CONF.		3-2-4	.55556	85	0-1-1		163	175	165	.43324	166
TOTALS		RPI 1-25	RPI 26-50		W-L RECORDS		RPI 51-100		RPI 101-150		RPI 150+
5-7-5	0-0-0	0-1-0		OVERALL		0-4-0		2-2-2		3-0-3	
4-3-2	0-0-0	0-1-0		HOME		0-2-0		2-0-2		2-0-0	
1-4-3	0-0-0	0-0-0		AWAY		0-2-0		0-2-0		1-0-3	
0-0-0	0-0-0	0-0-0		NEUTRAL		0-0-0		0-0-0		0-0-0	
3-2-4	0-0-0	0-0-0		NON-CONFERENCE		0-1-0		0-1-2		3-0-2	
2-1-2	0-0-0	0-0-0		HOME		0-1-0		0-0-2		2-0-0	
1-1-2	0-0-0	0-0-		AWAY		0-0-0		0-1-0		1-0-2	
0-0-0	0-0-0	0-0-0		NEUTRAL		0-0-0		0-0-0		0-0-0	
2-5-1	0-0-0	0-1-0		CONFERENCE		0-3-0		2-1-0		0-0-1	
2-2-0	0-0-0	0-1-0		HOME		0-1-0		2-0-0		0-0-0	
0-3-1	0-0-0	0-0-0		AWAY		0-2-0		0-1-0		0-0-1	
0-0-0	0-0-0	0-0-0		NEUTRAL		0-0-0		0-0-0		0-0-0	
RPI S	Opponent	Score	RPI S	Opponent	Score	RPI S	Opponent	Score	RPI S	Opponent	Score
			33 H Boston U.		0 1	51 A American		0 1	111 H Fordham		0 0
						57 H Albany (NY)		0 1	115 A St. Francis Brooklyn		0 1
						84 A Lehigh		0 2	120 A Holy Cross		0 1
						89 H Navy		0 4	121 H Army West Point		1 0
									124 H Pittsburgh		0 0
									137 H Bucknell		1 0
									166 A Bryant		1 1
									168 A Loyola Maryland		0 0
									170 A Buffalo		2 1
									174 H Cornell		2 1
									190 H Fairleigh Dickinson		3 0
									195 A NJIT		0 0
LAST 10 GAMES											
			89 H Navy		0 4	51 A American		0 1			
			84 A Lehigh		0 2	137 H Bucknell		1 0			
			120 A Holy Cross		0 1	168 A Loyola Maryland		0 0			
			33 H Boston U.		0 1	121 H Army West Point		1 0			
			195 A NJIT		0 0	57 H Albany (NY)		0 1			

Non-Div. I Games:

Lafayette

Average RPI Win: 167		WON-LOST	WINNING	LAST 10	STRENGTH OF		OPP. STRENGTH	TEAM	ADJ	CONF.	ADJ CONF.				
Average RPI Loss: 123		RECORD	PCT. RANK	GAMES	SCHEDULE		OF SCHEDULE	RPI	RPI	RPI	RPI				
DIV. I ONLY		6-5-6	.52941	101	5-3-2		173	178	148	.44977	152	22	22		
DIV. I NON-CONF.		1-2-4	.42857	141	0-0-0		153	78	122	.47056	119	23	22		
<hr/>															
TOTALS		RPI 1-25		RPI 26-50		W-L RECORDS		RPI 51-100		RPI 101-150		RPI 150+			
6-5-6		0-0-0		0-1-0		OVERALL		0-0-2		1-2-3		5-2-1			
3-2-2		0-0-0		0-0-0		HOME		0-0-1		0-2-1		3-0-0			
3-3-4		0-0-0		0-1-0		AWAY		0-0-1		1-0-2		2-2-1			
0-0-0		0-0-0		0-0-0		NEUTRAL		0-0-0		0-0-0		0-0-0			
1-2-4		0-0-0		0-1-0		NON-CONFERENCE		0-0-1		0-1-3		1-0-0			
0-1-1		0-0-0		0-0-0		HOME		0-0-0		0-1-1		0-0-0			
1-1-3		0-0-0		0-0-		AWAY		0-0-1		0-0-2		1-0-0			
0-0-0		0-0-0		0-0-0		NEUTRAL		0-0-0		0-0-0		0-0-0			
5-3-2		0-0-0		0-0-0		CONFERENCE		0-0-1		1-1-0		4-2-1			
3-1-1		0-0-0		0-0-0		HOME		0-0-1		0-1-0		3-0-0			
2-2-1		0-0-0		0-0-0		AWAY		0-0-0		1-0-0		1-2-1			
0-0-0		0-0-0		0-0-0		NEUTRAL		0-0-0		0-0-0		0-0-0			
RPI	S	Opponent	Score	RPI	S	Opponent	Score	RPI	S	Opponent	Score	RPI	S	Opponent	Score
				30	A	FIU	1 2	86	H	Monmouth	0 0	108	A	UMBC	2 2
								90	A	Delaware	2 2	111	H	Fordham	2 3
												121	H	Army West Point	1 1
												123	H	Rider	0 3
												142	A	Iona	1 0
												148	A	Northeastern	0 0
												154	H	Saint Peter's	2 1
												156	A	Marist	1 2
												158	H	Siena	2 0
												165	H	Canisius	1 0
												176	A	Fla. Atlantic	2 1
												194	A	Manhattan	0 1
												200	A	Quinnipiac	0 0
												204	A	Niagara	1 0
<hr/>															
LAST 10 GAMES															
				204	A	Niagara	1 0	158	H	Siena	2 0				
				154	H	Saint Peter's	2 1	156	A	Marist	1 2				
				123	H	Rider	0 3	142	A	Iona	1 0				
				200	A	Quinnipiac	0 0	165	H	Canisius	1 0				
				86	H	Monmouth	0 0	194	A	Manhattan	0 1				

Non-Div. I Games:

Fairfield

Longwood

Longwood

Average RPI Win:	179	WON-LOST RECORD	WINNING PCT. RANK	LAST 10 GAMES	STRENGTH OF SCHEDULE	OPP. STRENGTH OF SCHEDULE	TEAM RPI	ADJ RPI	CONF. RPI	ADJ CONF. RPI	
Average RPI Loss:	131										
DIV. I ONLY	7-8-2	.47059	120	4-5-1	161	203	156	.44389	154	22	22
DIV. I NON-CONF.	3-3-1	.5	99	0-0-0	118	200	139	.46272	130	23	22
<hr/>											
TOTALS	RPI 1-25	RPI 26-50		W-L RECORDS	RPI 51-100		RPI 101-150		RPI 150+		
7-8-2	0-0-0	0-0-0		OVERALL	0-2-0		1-3-1		6-3-1		
5-2-2	0-0-0	0-0-0		HOME	0-0-0		1-1-1		4-1-1		
2-6-0	0-0-0	0-0-0		AWAY	0-2-0		0-2-0		2-2-0		
0-0-0	0-0-0	0-0-0		NEUTRAL	0-0-0		0-0-0		0-0-0		
<hr/>											
3-3-1	0-0-0	0-0-0		NON-CONFERENCE	0-1-0		0-2-1		3-0-0		
3-0-1	0-0-0	0-0-0		HOME	0-0-0		0-0-1		3-0-0		
0-3-0	0-0-0	0-0-		AWAY	0-1-0		0-2-0		0-0-0		
0-0-0	0-0-0	0-0-0		NEUTRAL	0-0-0		0-0-0		0-0-0		
<hr/>											
4-5-1	0-0-0	0-0-0		CONFERENCE	0-1-0		1-1-0		3-3-1		
2-2-1	0-0-0	0-0-0		HOME	0-0-0		1-1-0		1-1-1		
2-3-0	0-0-0	0-0-0		AWAY	0-1-0		0-0-0		2-2-0		
0-0-0	0-0-0	0-0-0		NEUTRAL	0-0-0		0-0-0		0-0-0		
<hr/>											
RPI S	Opponent	Score	RPI S	Opponent	Score	RPI S	Opponent	Score	RPI S	Opponent	Score
						77 A	Binghamton	2 3	115 H	St. Francis Brooklyn	1 1
						86 A	Monmouth	1 3	123 H	Rider	2 0
									124 A	Pittsburgh	0 1
									142 H	Iona	1 2
									146 A	Robert Morris	1 2
									152 A	Fairfield	1 2
									156 A	Marist	0 2
									158 H	Siena	1 1
									165 H	Canisius	1 2
									167 H	LIU Brooklyn	3 1
									169 H	Massachusetts	3 0
									194 H	Manhattan	2 1
									198 H	Sacred Heart	2 1
									200 A	Quinnipiac	2 0
									204 A	Niagara	1 0
<hr/>											
LAST 10 GAMES											
			158 H	Siena	1 1	86 A	Monmouth	1 3			
			152 A	Fairfield	1 2	194 H	Manhattan	2 1			
			165 H	Canisius	1 2	156 A	Marist	0 2			
			142 H	Iona	1 2	123 H	Rider	2 0			
			204 A	Niagara	1 0	200 A	Quinnipiac	2 0			

Non-Div. I Games:

Saint Peter's

Average RPI Win:		152	WON-LOST RECORD		WINNING PCT. RANK	LAST 10 GAMES	STRENGTH OF SCHEDULE		OPP. STRENGTH OF SCHEDULE	TEAM RPI	ADJ RPI	CONF. RPI	ADJ CONF. RPI		
Average RPI Loss:		107													
DIV. I ONLY		5-10-1			.34375 166	2-8-0	63		194	151	.44307 155	18	18		
DIV. I NON-CONF.		3-5-1			.38889 148	0-3-0	78		197	148	.4524 147	19	19		
TOTALS		RPI 1-25	RPI 26-50		W-L RECORDS		RPI 51-100		RPI 101-150		RPI 150+				
5-10-1		1-1-0	0-2-0		OVERALL		0-1-0		0-2-1		4-4-0				
3-1-0		1-0-0	0-0-0		HOME		0-0-0		0-0-0		2-1-0				
2-8-1		0-1-0	0-1-0		AWAY		0-1-0		0-2-1		2-3-0				
0-1-0		0-0-0	0-1-0		NEUTRAL		0-0-0		0-0-0		0-0-0				
3-5-1		0-1-0	0-1-0		NON-CONFERENCE		0-1-0		0-1-1		3-1-0				
1-0-0		0-0-0	0-0-0		HOME		0-0-0		0-0-0		1-0-0				
2-4-1		0-1-0	0-0-		AWAY		0-1-0		0-1-1		2-1-0				
0-1-0		0-0-0	0-1-0		NEUTRAL		0-0-0		0-0-0		0-0-0				
2-5-0		1-0-0	0-1-0		CONFERENCE		0-0-0		0-1-0		1-3-0				
2-1-0		1-0-0	0-0-0		HOME		0-0-0		0-0-0		1-1-0				
0-4-0		0-0-0	0-1-0		AWAY		0-0-0		0-1-0		0-2-0				
0-0-0		0-0-0	0-0-0		NEUTRAL		0-0-0		0-0-0		0-0-0				
RPI S	Opponent	Score		RPI S	Opponent	Score		RPI S	Opponent	Score		RPI S	Opponent	Score	
1 A	Wake Forest	0	5	32 A	Radford	1	5	91 A	William & Mary	2	4	109 A	Winthrop	2	3
13 H	Coastal Caro.	3	2	40 N	New Hampshire	0	2					114 A	Vermont	1	1
												149 A	Georgia St.	0	3
												153 A	Longwood	2	3
												160 H	High Point	0	3
												162 A	Appalachian St.	0	1
												167 H	LIU Brooklyn	2	1
												177 A	Gardner-Webb	1	3
												187 H	Liberty	2	1
												189 A	USC Upstate	2	0
												205 A	VMI	1	0
LAST 10 GAMES															
153 A	Longwood	2	3	177 A	Gardner-Webb	1	3								
149 A	Georgia St.	0	3	13 H	Coastal Caro.	3	2								
187 H	Liberty	2	1	162 A	Appalachian St.	0	1								
91 A	William & Mary	2	4	32 A	Radford	1	5								
109 A	Winthrop	2	3	160 H	High Point	0	3								

Non-Div. I Games:

UNC Asheville

Average RPI Win: 153		WON-LOST	WINNING	LAST 10	STRENGTH OF		OPP. STRENGTH	TEAM	ADJ		CONF.	ADJ CONF.			
Average RPI Loss: 127		RECORD	PCT. RANK	GAMES	SCHEDULE		OF SCHEDULE	RPI	RPI		RPI	RPI			
DIV. I ONLY		7-8-2	.47059	120	5-3-2		129	198	141	.44285	156	22	22		
DIV. I NON-CONF.		2-5-0	.28571	169	0-0-0		83	189	108	.4777	112	23	22		
<hr/>															
TOTALS		RPI 1-25		RPI 26-50		W-L RECORDS		RPI 51-100		RPI 101-150		RPI 150+			
7-8-2		0-0-0		0-1-0		OVERALL		1-1-1		1-3-0		5-3-1			
4-4-1		0-0-0		0-1-0		HOME		1-1-1		0-0-0		3-2-0			
3-4-1		0-0-0		0-0-0		AWAY		0-0-0		1-3-0		2-1-1			
0-0-0		0-0-0		0-0-0		NEUTRAL		0-0-0		0-0-0		0-0-0			
<hr/>															
2-5-0		0-0-0		0-1-0		NON-CONFERENCE		1-1-0		0-2-0		1-1-0			
1-3-0		0-0-0		0-1-0		HOME		1-1-0		0-0-0		0-1-0			
1-2-0		0-0-0		0-0-		AWAY		0-0-0		0-2-0		1-0-0			
0-0-0		0-0-0		0-0-0		NEUTRAL		0-0-0		0-0-0		0-0-0			
<hr/>															
5-3-2		0-0-0		0-0-0		CONFERENCE		0-0-1		1-1-0		4-2-1			
3-1-1		0-0-0		0-0-0		HOME		0-0-1		0-0-0		3-1-0			
2-2-1		0-0-0		0-0-0		AWAY		0-0-0		1-1-0		1-1-1			
0-0-0		0-0-0		0-0-0		NEUTRAL		0-0-0		0-0-0		0-0-0			
<hr/>															
RPI	S	Opponent	Score	RPI	S	Opponent	Score	RPI	S	Opponent	Score	RPI	S	Opponent	Score
				40	H	New Hampshire	1 3	69	H	Columbia	0 2	103	A	Stony Brook	1 2
								77	H	Binghamton	1 0	114	A	Vermont	2 4
								86	H	Monmouth	2 2	123	A	Rider	2 0
												142	A	Iona	2 5
												152	H	Fairfield	2 1
												154	H	Saint Peter's	2 0
												158	H	Siena	0 1
												165	H	Canisius	3 2
												193	A	Saint Joseph's	3 2
												194	A	Manhattan	1 3
												195	H	NJIT	0 2
												200	A	Quinnipiac	1 1
												204	A	Niagara	1 0
<hr/>															
LAST 10 GAMES															
				86	H	Monmouth	2 2	152	H	Fairfield	2 1				
				204	A	Niagara	1 0	200	A	Quinnipiac	1 1				
				194	A	Manhattan	1 3	154	H	Saint Peter's	2 0				
				158	H	Siena	0 1	165	H	Canisius	3 2				
				142	A	Iona	2 5	123	A	Rider	2 0				

Non-Div. I Games:

Marist

Average RPI Win: 191		WON-LOST	WINNING	LAST 10	STRENGTH OF		OPP. STRENGTH	TEAM	ADJ	CONF.	ADJ CONF.				
Average RPI Loss: 77		RECORD	PCT. RANK	GAMES	SCHEDULE		OF SCHEDULE	RPI	RPI	RPI	RPI				
DIV. I ONLY		6-7-1	.46429	133	5-4-1		191	123	159	.44281	157	24	24		
DIV. I NON-CONF.		3-6-1	.35	156	2-3-1		151	92	132	.45708	142	22	23		
TOTALS		RPI 1-25	RPI 26-50		W-L RECORDS		RPI 51-100		RPI 101-150		RPI 150+				
6-7-1		0-3-0	0-0-0		OVERALL		0-2-0		0-0-0		6-2-1				
3-1-0		0-0-0	0-0-0		HOME		0-0-0		0-0-0		3-1-0				
2-6-1		0-3-0	0-0-0		AWAY		0-2-0		0-0-0		2-1-1				
1-0-0		0-0-0	0-0-0		NEUTRAL		0-0-0		0-0-0		1-0-0				
3-6-1		0-3-0	0-0-0		NON-CONFERENCE		0-1-0		0-0-0		3-2-1				
2-1-0		0-0-0	0-0-0		HOME		0-0-0		0-0-0		2-1-0				
0-5-1		0-3-0	0-0-		AWAY		0-1-0		0-0-0		0-1-1				
1-0-0		0-0-0	0-0-0		NEUTRAL		0-0-0		0-0-0		1-0-0				
3-1-0		0-0-0	0-0-0		CONFERENCE		0-1-0		0-0-0		3-0-0				
1-0-0		0-0-0	0-0-0		HOME		0-0-0		0-0-0		1-0-0				
2-1-0		0-0-0	0-0-0		AWAY		0-1-0		0-0-0		2-0-0				
0-0-0		0-0-0	0-0-0		NEUTRAL		0-0-0		0-0-0		0-0-0				
RPI S	Opponent	Score		RPI S	Opponent	Score		RPI S	Opponent	Score		RPI S	Opponent	Score	
2 A	Clemson	1	3					74 A	North Florida	1	2	162 H	Appalachian St.	1	0
8 A	South Fla.	1	2					95 A	Hartwick	0	3	167 A	LIU Brooklyn	0	3
18 A	South Carolina	2	4									172 A	Lipscomb	2	2
												175 H	Stetson	1	3
												185 H	Jacksonville	5	0
												195 A	NJIT	1	0
												196 N	Belmont	4	1
												203 A	Howard	2	0
												206 H	Presbyterian	2	0
LAST 10 GAMES															
167 A	LIU Brooklyn	0	3	185 H	Jacksonville	5	0								
195 A	NJIT	1	0	95 A	Hartwick	0	3								
162 H	Appalachian St.	1	0	74 A	North Florida	1	2								
2 A	Clemson	1	3	196 N	Belmont	4	1								
203 A	Howard	2	0	172 A	Lipscomb	2	2								

Non-Div. I Games:

Ga. Southern

Average RPI Win: 185		WON-LOST	WINNING	LAST 10	STRENGTH OF	OPP. STRENGTH	TEAM	ADJ	CONF.	ADJ CONF.					
Average RPI Loss: 107		RECORD	PCT. RANK	GAMES	SCHEDULE	OF SCHEDULE	RPI	RPI	RPI	RPI					
DIV. I ONLY		6-9-3	.41667	141	5-4-1	140	186	157	.4419	158	22	22			
DIV. I NON-CONF.		1-5-2	.25	172	0-0-0	100	109	129	.46043	133	23	22			
<hr/>															
TOTALS		RPI 1-25		RPI 26-50		W-L RECORDS		RPI 51-100		RPI 101-150		RPI 150+			
6-9-3		0-0-0		0-2-1		OVERALL		0-2-0		0-3-1		6-2-1			
3-2-2		0-0-0		0-0-1		HOME		0-0-0		0-2-1		3-0-0			
3-7-1		0-0-0		0-2-0		AWAY		0-2-0		0-1-0		3-2-1			
0-0-0		0-0-0		0-0-0		NEUTRAL		0-0-0		0-0-0		0-0-0			
1-5-2		0-0-0		0-2-1		NON-CONFERENCE		0-1-0		0-1-1		1-1-0			
0-0-2		0-0-0		0-0-1		HOME		0-0-0		0-0-1		0-0-0			
1-5-0		0-0-0		0-0-		AWAY		0-1-0		0-1-0		1-1-0			
0-0-0		0-0-0		0-0-0		NEUTRAL		0-0-0		0-0-0		0-0-0			
5-4-1		0-0-0		0-0-0		CONFERENCE		0-1-0		0-2-0		5-1-1			
3-2-0		0-0-0		0-0-0		HOME		0-0-0		0-2-0		3-0-0			
2-2-1		0-0-0		0-0-0		AWAY		0-1-0		0-0-0		2-1-1			
0-0-0		0-0-0		0-0-0		NEUTRAL		0-0-0		0-0-0		0-0-0			
RPI	S	Opponent	Score	RPI	S	Opponent	Score	RPI	S	Opponent	Score				
				29	A	Rutgers	2 4	77	A	Binghamton	1 2	116	H	Hartford	1 1
				33	A	Boston U.	0 1	86	A	Monmouth	0 2	123	H	Rider	2 3
				40	H	New Hampshire	3 3					142	H	Iona	0 2
												150	A	St. John's (NY)	0 1
												152	A	Fairfield	0 2
												154	A	Saint Peter's	1 1
												156	A	Marist	1 0
												165	A	Canisius	1 0
												173	A	La Salle	0 1
												190	A	Fairleigh Dickinson	1 0
												194	H	Manhattan	2 0
												200	H	Quinnipiac	2 1
												204	H	Niagara	2 0
<hr/>															
LAST 10 GAMES															
				154	A	Saint Peter's	1 1	123	H	Rider	2 3				
				200	H	Quinnipiac	2 1	165	A	Canisius	1 0				
				156	A	Marist	1 0	86	A	Monmouth	0 2				
				142	H	Iona	0 2	204	H	Niagara	2 0				
				152	A	Fairfield	0 2	194	H	Manhattan	2 0				

Non-Div. I Games:

Siena

Average RPI Win:		141	WON-LOST RECORD		WINNING PCT. RANK		LAST 10 GAMES		STRENGTH OF SCHEDULE		OPP. STRENGTH OF SCHEDULE		TEAM RPI		ADJ RPI		CONF. RPI		ADJ CONF. RPI				
DIV. I ONLY			6-10-0		.375	155	4-6-0		169		73		164		.44116		159		15		14		
DIV. I NON-CONF.			2-9-0		.18182	190	0-5-0		93		89		123		.46716		126		9		9		
TOTALS		RPI 1-25		RPI 26-50		W-L RECORDS		RPI 51-100		RPI 101-150		RPI 150+											
6-10-0		0-1-0		0-2-0		OVERALL		2-4-0		0-3-0		4-0-0											
3-2-0		0-0-0		0-0-0		HOME		0-1-0		0-1-0		3-0-0											
3-8-0		0-1-0		0-2-0		AWAY		2-3-0		0-2-0		1-0-0											
0-0-0		0-0-0		0-0-0		NEUTRAL		0-0-0		0-0-0		0-0-0											
2-9-0		0-1-0		0-2-0		NON-CONFERENCE		0-4-0		0-2-0		2-0-0											
2-1-0		0-0-0		0-0-0		HOME		0-1-0		0-0-0		2-0-0											
0-8-0		0-1-0		0-0-		AWAY		0-3-0		0-2-0		0-0-0											
0-0-0		0-0-0		0-0-0		NEUTRAL		0-0-0		0-0-0		0-0-0											
4-1-0		0-0-0		0-0-0		CONFERENCE		2-0-0		0-1-0		2-0-0											
1-1-0		0-0-0		0-0-0		HOME		0-0-0		0-1-0		1-0-0											
3-0-0		0-0-0		0-0-0		AWAY		2-0-0		0-0-0		1-0-0											
0-0-0		0-0-0		0-0-0		NEUTRAL		0-0-0		0-0-0		0-0-0											
RPI	S	Opponent		Score		RPI	S	Opponent		Score		RPI	S	Opponent		Score							
4	A	Stanford		1	3	38	A	New Mexico		0	3	59	A	Cal St. Fullerton		0	3	105	A	UC Davis		1	3
						44	A	California		1	3	72	A	Santa Clara		2	1	134	A	UC Riverside		0	3
												80	A	Gonzaga		3	1	139	H	St. Mary's (CA)		0	1
												82	A	Penn St.		0	1	161	A	Portland		3	1
												92	H	CSU Bakersfield		1	2	165	H	Canisius		2	0
												99	A	West Virginia		0	6	173	H	La Salle		5	1
																		192	H	Pacific		3	0
						LAST 10 GAMES																	
						161	A	Portland		3	1	38	A	New Mexico		0	3						
						80	A	Gonzaga		3	1	105	A	UC Davis		1	3						
						139	H	St. Mary's (CA)		0	1	92	H	CSU Bakersfield		1	2						
						192	H	Pacific		3	0	44	A	California		1	3						
						72	A	Santa Clara		2	1	4	A	Stanford		1	3						

Non-Div. I Games:

San Francisco

High Point

Average RPI Win: 90		WON-LOST RECORD		WINNING PCT. RANK		LAST 10 GAMES		STRENGTH OF SCHEDULE		OPP. STRENGTH OF SCHEDULE		TEAM RPI		ADJ RPI		CONF. RPI		ADJ CONF. RPI	
DIV. I ONLY		2-11-3		.21875 189		1-7-2		41		80		165		.43752 161		15		14	
DIV. I NON-CONF.		2-6-3		.31818 162		1-2-2		33		70		137		.46001 134		9		9	
TOTALS		RPI 1-25		RPI 26-50		W-L RECORDS		RPI 51-100		RPI 101-150		RPI 150+							
2-11-3		0-1-2		0-2-0		OVERALL		1-4-1		1-2-0		0-2-0							
2-6-1		0-0-1		0-0-0		HOME		1-3-0		1-2-0		0-1-0							
0-5-2		0-1-1		0-2-0		AWAY		0-1-1		0-0-0		0-1-0							
0-0-0		0-0-0		0-0-0		NEUTRAL		0-0-0		0-0-0		0-0-0							
2-6-3		0-1-2		0-1-0		NON-CONFERENCE		1-1-1		1-2-0		0-1-0							
2-3-1		0-0-1		0-0-0		HOME		1-1-0		1-2-0		0-0-0							
0-3-2		0-1-1		0-0-		AWAY		0-0-1		0-0-0		0-1-0							
0-0-0		0-0-0		0-0-0		NEUTRAL		0-0-0		0-0-0		0-0-0							
0-5-0		0-0-0		0-1-0		CONFERENCE		0-3-0		0-0-0		0-1-0							
0-3-0		0-0-0		0-0-0		HOME		0-2-0		0-0-0		0-1-0							
0-2-0		0-0-0		0-1-0		AWAY		0-1-0		0-0-0		0-0-0							
0-0-0		0-0-0		0-0-0		NEUTRAL		0-0-0		0-0-0		0-0-0							
RPI	S	Opponent		Score		RPI	S	Opponent		Score		RPI	S	Opponent		Score			
12	A	SMU		0	0	37	A	Tulsa		2	3	52	H	Michigan St.		0	1		
14	H	Denver		0	0	42	A	San Diego		2	3	65	H	Oregon St.		1	0		
23	A	Virginia		2	3							67	A	Washington		0	0		
												72	H	Santa Clara		2	3		
												78	A	Loyola Marymount		0	3		
												80	H	Gonzaga		1	2		
LAST 10 GAMES																			
						159	H	San Francisco		1	3	80	H	Gonzaga		1	2		
						72	H	Santa Clara		2	3	23	A	Virginia		2	3		
						14	H	Denver		0	0	153	A	Longwood		0	2		
						78	A	Loyola Marymount		0	3	67	A	Washington		0	0		
						42	A	San Diego		2	3	65	H	Oregon St.		1	0		

Non-Div. I Games:

Portland

Average RPI Win: 169		WON-LOST	WINNING	LAST 10	STRENGTH OF		OPP. STRENGTH	TEAM	ADJ		CONF.	ADJ CONF.						
Average RPI Loss: 101		RECORD	PCT. RANK	GAMES	SCHEDULE		OF SCHEDULE	RPI	RPI		RPI	RPI						
DIV. I ONLY		6-8-0	.42857	140	3-7-0		186	159	163	.43725	162	24	24					
DIV. I NON-CONF.		5-5-0	.5	99	2-4-0		139	131	144	.45473	143	22	23					
TOTALS		RPI 1-25		RPI 26-50		W-L RECORDS		RPI 51-100		RPI 101-150		RPI 150+						
6-8-0		0-0-0		0-2-0		OVERALL		1-2-0		0-3-0		5-2-0						
3-2-0		0-0-0		0-0-0		HOME		1-1-0		0-1-0		2-1-0						
2-5-0		0-0-0		0-2-0		AWAY		0-1-0		0-1-0		2-1-0						
1-1-0		0-0-0		0-0-0		NEUTRAL		0-0-0		0-1-0		1-0-0						
5-5-0		0-0-0		0-2-0		NON-CONFERENCE		1-1-0		0-2-0		4-1-0						
2-2-0		0-0-0		0-0-0		HOME		1-0-0		0-1-0		1-1-0						
2-4-0		0-0-0		0-0-		AWAY		0-1-0		0-1-0		2-0-0						
1-0-0		0-0-0		0-0-0		NEUTRAL		0-0-0		0-0-0		1-0-0						
1-3-0		0-0-0		0-0-0		CONFERENCE		0-1-0		0-1-0		1-1-0						
1-1-0		0-0-0		0-0-0		HOME		0-1-0		0-0-0		1-0-0						
0-1-0		0-0-0		0-0-0		AWAY		0-0-0		0-0-0		0-1-0						
0-1-0		0-0-0		0-0-0		NEUTRAL		0-0-0		0-1-0		0-0-0						
RPI	S	Opponent		Score		RPI	S	Opponent		Score		RPI	S	Opponent		Score		
				27	A	North Carolina St.	1	2	74	A	North Florida	2	3	109	A	Winthrop	0	2
				32	A	Radford	1	2	81	H	ETSU	2	1	113	H	Bowling Green	1	2
									95	H	Hartwick	1	2	149	N	Georgia St.	0	3
														153	H	Longwood	0	2
														155	H	UNC Asheville	1	0
														157	A	Ga. Southern	0	1
														172	N	Lipscomb	1	0
														196	A	Belmont	1	0
														203	H	Howard	2	0
														206	A	Presbyterian	3	0
LAST 10 GAMES																		
				113	H	Bowling Green	1	2	203	H	Howard	2	0					
				95	H	Hartwick	1	2	155	H	UNC Asheville	1	0					
				157	A	Ga. Southern	0	1	149	N	Georgia St.	0	3					
				27	A	North Carolina St.	1	2	109	A	Winthrop	0	2					
				206	A	Presbyterian	3	0	32	A	Radford	1	2					

Non-Div. I Games:

Appalachian St.

Average RPI Win: 156		WON-LOST	WINNING	LAST 10	STRENGTH OF		OPP. STRENGTH	TEAM	ADJ	CONF.	ADJ CONF.
Average RPI Loss: 104		RECORD	PCT. RANK	GAMES	SCHEDULE		OF SCHEDULE	RPI	RPI	RPI	RPI
DIV. I ONLY		5-9-2	.375	155	3-6-1		174	161	171	.43584	163
DIV. I NON-CONF.		2-6-1	.27778	170	0-3-0		144	162	167	.4395	161
TOTALS		RPI 1-25	RPI 26-50		W-L RECORDS		RPI 51-100		RPI 101-150		RPI 150+
5-9-2	0-0-0	0-1-0		OVERALL		1-2-0		1-6-1		3-0-1	
1-5-0	0-0-0	0-0-0		HOME		0-2-0		0-3-0		1-0-0	
4-4-2	0-0-0	0-1-0		AWAY		1-0-0		1-3-1		2-0-1	
0-0-0	0-0-0	0-0-0		NEUTRAL		0-0-0		0-0-0		0-0-0	
2-6-1	0-0-0	0-1-0		NON-CONFERENCE		1-1-0		0-4-0		1-0-1	
0-3-0	0-0-0	0-0-0		HOME		0-1-0		0-2-0		0-0-0	
2-3-1	0-0-0	0-0-		AWAY		1-0-0		0-2-0		1-0-1	
0-0-0	0-0-0	0-0-0		NEUTRAL		0-0-0		0-0-0		0-0-0	
3-3-1	0-0-0	0-0-0		CONFERENCE		0-1-0		1-2-1		2-0-0	
1-2-0	0-0-0	0-0-0		HOME		0-1-0		0-1-0		1-0-0	
2-1-1	0-0-0	0-0-0		AWAY		0-0-0		1-1-1		1-0-0	
0-0-0	0-0-0	0-0-0		NEUTRAL		0-0-0		0-0-0		0-0-0	
RPI S	Opponent	Score	RPI S	Opponent	Score	RPI S	Opponent	Score	RPI S	Opponent	Score
			41 A	Michigan	0 3	56 H	Dayton	1 2	111 H	Fordham	1 2
						60 A	Colgate	1 0	125 A	Rhode Island	1 2
						65 H	Oregon St.	2 3	127 H	Cleveland St.	0 1
									130 A	VCU	0 0
									132 A	Saint Francis (PA)	0 1
									136 H	Marshall	0 1
									143 A	George Mason	3 1
									146 A	Robert Morris	1 2
									173 A	La Salle	3 2
									174 A	Cornell	0 0
									202 H	St. Bonaventure	3 0
									204 A	Niagara	3 1
LAST 10 GAMES											
			125 A	Rhode Island	1 2		111 H	Fordham	1 2		
			202 H	St. Bonaventure	3 0		173 A	La Salle	3 2		
			143 A	George Mason	3 1		56 H	Dayton	1 2		
			130 A	VCU	0 0		132 A	Saint Francis (PA)	0 1		
			41 A	Michigan	0 3		146 A	Robert Morris	1 2		

Non-Div. I Games:

Duquesne

Average RPI Win: 154		WON-LOST	WINNING	LAST 10	STRENGTH OF		OPP. STRENGTH	TEAM	ADJ		CONF.	ADJ CONF.
Average RPI Loss: 104		RECORD	PCT. RANK	GAMES	SCHEDULE		OF SCHEDULE	RPI	RPI		RPI	RPI
DIV. I ONLY		5-9-3	.38235	150	4-4-2		138	168	167	.43547	164	16
DIV. I NON-CONF.		3-5-1	.38889	148	2-1-0		148	170	170	.42719	169	18
TOTALS		RPI 1-25	RPI 26-50		W-L RECORDS		RPI 51-100		RPI 101-150		RPI 150+	
5-9-3		0-0-0	0-0-0		OVERALL		1-5-1		1-4-1		3-0-1	
3-2-2		0-0-0	0-0-0		HOME		1-1-0		0-1-1		2-0-1	
2-6-1		0-0-0	0-0-0		AWAY		0-4-1		1-2-0		1-0-0	
0-1-0		0-0-0	0-0-0		NEUTRAL		0-0-0		0-1-0		0-0-0	
3-5-1		0-0-0	0-0-0		NON-CONFERENCE		1-2-0		1-3-0		1-0-1	
2-0-1		0-0-0	0-0-0		HOME		1-0-0		0-0-0		1-0-1	
1-4-0		0-0-0	0-0-		AWAY		0-2-0		1-2-0		0-0-0	
0-1-0		0-0-0	0-0-0		NEUTRAL		0-0-0		0-1-0		0-0-0	
2-4-2		0-0-0	0-0-0		CONFERENCE		0-3-1		0-1-1		2-0-0	
1-2-1		0-0-0	0-0-0		HOME		0-1-0		0-1-1		1-0-0	
1-2-1		0-0-0	0-0-0		AWAY		0-2-1		0-0-0		1-0-0	
0-0-0		0-0-0	0-0-0		NEUTRAL		0-0-0		0-0-0		0-0-0	
RPI S	Opponent	Score	RPI S	Opponent	Score	RPI S	Opponent	Score	RPI S	Opponent	Score	
						58 A	Ill.-Chicago	0 2	110 A	Northern Ill.	0 1	
						66 A	Western Mich.	0 3	126 A	Wisconsin	3 2	
						79 A	Wright St.	0 0	127 H	Cleveland St.	0 1	
						87 H	Drake	1 0	138 H	Detroit	0 0	
						94 A	Cincinnati	0 2	140 N	Incarnate Word	0 2	
						96 A	Northern Ky.	1 2	144 A	Grand Canyon	0 1	
						97 H	Oakland	0 1	171 H	Western Ill.	1 1	
									178 A	Milwaukee	2 0	
									184 H	Eastern Ill.	1 0	
									196 H	Belmont	3 0	
LAST 10 GAMES												
						127 H	Cleveland St.	0 1	178 A	Milwaukee	2 0	
						184 H	Eastern Ill.	1 0	138 H	Detroit	0 0	
						96 A	Northern Ky.	1 2	196 H	Belmont	3 0	
						66 A	Western Mich.	0 3	126 A	Wisconsin	3 2	
						97 H	Oakland	0 1	79 A	Wright St.	0 0	

Non-Div. I Games:

Green Bay

Average RPI Win:	166	WON-LOST RECORD	WINNING PCT. RANK	LAST 10 GAMES	STRENGTH OF SCHEDULE	OPP. STRENGTH OF SCHEDULE	TEAM RPI	ADJ RPI	CONF. RPI	ADJ CONF. RPI	
Average RPI Loss:	145										
DIV. I ONLY	8-8-1	.5	104	5-5-0	197	188	162	.43516	165	22	22
DIV. I NON-CONF.	3-3-1	.5	99	0-0-0	198	161	174	.42501	170	23	22
<hr/>											
TOTALS	RPI 1-25	RPI 26-50		W-L RECORDS		RPI 51-100		RPI 101-150		RPI 150+	
8-8-1	0-0-0	0-0-0		OVERALL		1-1-0		1-2-0		6-5-1	
3-3-0	0-0-0	0-0-0		HOME		0-1-0		0-1-0		3-1-0	
5-5-1	0-0-0	0-0-0		AWAY		1-0-0		1-1-0		3-4-1	
0-0-0	0-0-0	0-0-0		NEUTRAL		0-0-0		0-0-0		0-0-0	
<hr/>											
3-3-1	0-0-0	0-0-0		NON-CONFERENCE		1-0-0		0-1-0		2-2-1	
1-0-0	0-0-0	0-0-0		HOME		0-0-0		0-0-0		1-0-0	
2-3-1	0-0-0	0-0-		AWAY		1-0-0		0-1-0		1-2-1	
0-0-0	0-0-0	0-0-0		NEUTRAL		0-0-0		0-0-0		0-0-0	
<hr/>											
5-5-0	0-0-0	0-0-0		CONFERENCE		0-1-0		1-1-0		4-3-0	
2-3-0	0-0-0	0-0-0		HOME		0-1-0		0-1-0		2-1-0	
3-2-0	0-0-0	0-0-0		AWAY		0-0-0		1-0-0		2-2-0	
0-0-0	0-0-0	0-0-0		NEUTRAL		0-0-0		0-0-0		0-0-0	
<hr/>											
RPI S	Opponent	Score	RPI S	Opponent	Score	RPI S	Opponent	Score	RPI S	Opponent	Score
						55 A	UMass Lowell	2 1	123 A	Rider	5 2
						86 H	Monmouth	0 2	139 A	St. Mary's (CA)	0 1
									142 H	Iona	0 1
									152 A	Fairfield	0 1
									154 A	Saint Peter's	2 1
									156 A	Marist	2 3
									158 H	Siena	0 1
									159 A	San Francisco	0 2
									166 A	Bryant	1 1
									170 A	Buffalo	2 4
									194 H	Manhattan	3 1
									195 H	NJIT	1 0
									200 A	Quinnipiac	1 0
									202 A	St. Bonaventure	3 0
									204 H	Niagara	2 0
			LAST 10 GAMES								
						194 H	Manhattan	3 1	142 H	Iona	0 1
						123 A	Rider	5 2	158 H	Siena	0 1
						154 A	Saint Peter's	2 1	152 A	Fairfield	0 1
						204 H	Niagara	2 0	156 A	Marist	2 3
						200 A	Quinnipiac	1 0	86 H	Monmouth	0 2

Non-Div. I Games:

Canisius

Average RPI Win: 154		WON-LOST RECORD		WINNING PCT. RANK		LAST 10 GAMES		STRENGTH OF SCHEDULE		OPP. STRENGTH OF SCHEDULE		TEAM RPI		ADJ RPI		CONF. RPI		ADJ CONF. RPI			
DIV. I ONLY		3-7-5		.36667 162		2-5-3		70		202		161		.43431 166		23		23			
DIV. I NON-CONF.		2-5-2		.33333 158		1-3-0		61		187		140		.45735 139		24		24			
TOTALS		RPI 1-25		RPI 26-50		W-L RECORDS		RPI 51-100		RPI 101-150		RPI 150+									
3-7-5		0-0-0		0-0-0		OVERALL		1-2-0		0-4-2		2-1-3									
3-1-3		0-0-0		0-0-0		HOME		1-0-0		0-1-0		2-0-3									
0-6-2		0-0-0		0-0-0		AWAY		0-2-0		0-3-2		0-1-0									
0-0-0		0-0-0		0-0-0		NEUTRAL		0-0-0		0-0-0		0-0-0									
2-5-2		0-0-0		0-0-0		NON-CONFERENCE		1-2-0		0-3-0		1-0-2									
2-1-2		0-0-0		0-0-0		HOME		1-0-0		0-1-0		1-0-2									
0-4-0		0-0-0		0-0-		AWAY		0-2-0		0-2-0		0-0-0									
0-0-0		0-0-0		0-0-0		NEUTRAL		0-0-0		0-0-0		0-0-0									
1-2-3		0-0-0		0-0-0		CONFERENCE		0-0-0		0-1-2		1-1-1									
1-0-1		0-0-0		0-0-0		HOME		0-0-0		0-0-0		1-0-1									
0-2-2		0-0-0		0-0-0		AWAY		0-0-0		0-1-2		0-1-0									
0-0-0		0-0-0		0-0-0		NEUTRAL		0-0-0		0-0-0		0-0-0									
RPI S	Opponent	Score		RPI S	Opponent	Score		RPI S	Opponent	Score		RPI S	Opponent	Score							
								55 A	UMass Lowell	2	3	114 A	Vermont	1	2						
								64 A	Providence	1	2	115 A	St. Francis Brooklyn	0	0						
								95 H	Hartwick	2	1	123 H	Rider	2	3						
												125 A	Rhode Island	1	3						
												132 A	Saint Francis (PA)	0	1						
												146 A	Robert Morris	1	1						
												151 H	Lafayette	1	1						
												165 H	Canisius	1	1						
												167 A	LIU Brooklyn	0	1						
												170 H	Buffalo	1	0						
												190 H	Fairleigh Dickinson	1	1						
												198 H	Sacred Heart	3	0						
LAST 10 GAMES																					
								190 H	Fairleigh Dickinson	1	1	115 A	St. Francis Brooklyn	0	0						
								146 A	Robert Morris	1	1	95 H	Hartwick	2	1						
								132 A	Saint Francis (PA)	0	1	114 A	Vermont	1	2						
								198 H	Sacred Heart	3	0	55 A	UMass Lowell	2	3						
								167 A	LIU Brooklyn	0	1	123 H	Rider	2	3						

Non-Div. I Games:

Bryant

Average RPI Win:	178	WON-LOST	WINNING	LAST 10	STRENGTH OF	OPP. STRENGTH	TEAM	ADJ	CONF.	ADJ CONF.					
Average RPI Loss:	136	RECORD	PCT. RANK	GAMES	SCHEDULE	OF SCHEDULE	RPI	RPI	RPI	RPI					
DIV. I ONLY	10-5-2	.64706	42	8-1-1	205	184	160	.42858	167	23	23				
DIV. I NON-CONF.	4-5-2	.45455	121	2-1-1	205	173	169	.41539	177	24	24				
<hr/>															
TOTALS	RPI 1-25	RPI 26-50		W-L RECORDS		RPI 51-100		RPI 101-150		RPI 150+					
10-5-2	0-0-0	0-0-0		OVERALL		0-1-0		2-1-0		8-3-2					
6-1-2	0-0-0	0-0-0		HOME		0-1-0		2-0-0		4-0-2					
4-4-0	0-0-0	0-0-0		AWAY		0-0-0		0-1-0		4-3-0					
0-0-0	0-0-0	0-0-0		NEUTRAL		0-0-0		0-0-0		0-0-0					
<hr/>															
4-5-2	0-0-0	0-0-0		NON-CONFERENCE		0-1-0		0-1-0		4-3-2					
3-1-2	0-0-0	0-0-0		HOME		0-1-0		0-0-0		3-0-2					
1-4-0	0-0-0	0-0-		AWAY		0-0-0		0-1-0		1-3-0					
0-0-0	0-0-0	0-0-0		NEUTRAL		0-0-0		0-0-0		0-0-0					
<hr/>															
6-0-0	0-0-0	0-0-0		CONFERENCE		0-0-0		2-0-0		4-0-0					
3-0-0	0-0-0	0-0-0		HOME		0-0-0		2-0-0		1-0-0					
3-0-0	0-0-0	0-0-0		AWAY		0-0-0		0-0-0		3-0-0					
0-0-0	0-0-0	0-0-0		NEUTRAL		0-0-0		0-0-0		0-0-0					
<hr/>															
RPI	S	Opponent	Score	RPI	S	Opponent	Score	RPI	S	Opponent	Score				
				55 H UMass Lowell 0 1				123 A Rider 0 2							
								132 H Saint Francis (PA) 1 0							
								146 H Robert Morris 1 0							
								154 A Saint Peter's 1 3							
								155 A UNC Asheville 1 2							
								157 H Ga. Southern 3 0							
								166 H Bryant 1 0							
								173 H La Salle 0 0							
								186 A Central Conn. St. 3 0							
								190 A Fairleigh Dickinson 3 2							
								193 A Saint Joseph's 2 3							
								195 H NJIT 1 0							
								198 A Sacred Heart 3 1							
								202 H St. Bonaventure 4 0							
								203 H Howard 1 1							
								206 A Presbyterian 3 1							
				<hr/>											
								LAST 10 GAMES							
								157 H Ga. Southern 3 0				166 H Bryant 1 0			
								198 A Sacred Heart 3 1				190 A Fairleigh Dickinson 3 2			
				186 A Central Conn. St. 3 0				195 H NJIT 1 0							
				132 H Saint Francis (PA) 1 0				173 H La Salle 0 0							
				146 H Robert Morris 1 0				154 A Saint Peter's 1 3							

Non-Div. I Games:

LIU Brooklyn

Average RPI Win:		148	WON-LOST RECORD		WINNING PCT. RANK		LAST 10 GAMES		STRENGTH OF SCHEDULE		OPP. STRENGTH OF SCHEDULE		TEAM RPI		ADJ RPI		CONF. RPI		ADJ CONF. RPI		
DIV. I ONLY			2-12-2		.1875 195		1-8-1		40		162		172		.42644 168		11		10		
DIV. I NON-CONF.			2-5-1		.3125 165		1-1-0		58		183		173		.42453 171		13		13		
<hr/>																					
TOTALS		RPI 1-25			RPI 26-50			W-L RECORDS			RPI 51-100			RPI 101-150			RPI 150+				
2-12-2		0-1-0			0-3-0			OVERALL			0-4-0			1-3-1			1-1-1				
2-3-2		0-1-0			0-0-0			HOME			0-1-0			1-1-1			1-0-1				
0-9-0		0-0-0			0-3-0			AWAY			0-3-0			0-2-0			0-1-0				
0-0-0		0-0-0			0-0-0			NEUTRAL			0-0-0			0-0-0			0-0-0				
2-5-1		0-1-0			0-2-0			NON-CONFERENCE			0-0-0			1-1-1			1-1-0				
2-1-1		0-1-0			0-0-0			HOME			0-0-0			1-0-1			1-0-0				
0-4-0		0-0-0			0-0-			AWAY			0-0-0			0-1-0			0-1-0				
0-0-0		0-0-0			0-0-0			NEUTRAL			0-0-0			0-0-0			0-0-0				
0-7-1		0-0-0			0-1-0			CONFERENCE			0-4-0			0-2-0			0-0-1				
0-2-1		0-0-0			0-0-0			HOME			0-1-0			0-1-0			0-0-1				
0-5-0		0-0-0			0-1-0			AWAY			0-3-0			0-1-0			0-0-0				
0-0-0		0-0-0			0-0-0			NEUTRAL			0-0-0			0-0-0			0-0-0				
RPI	S	Opponent			Score		RPI	S	Opponent			Score		RPI	S	Opponent			Score		
21	H	Old Dominion			0	3	29	A	Rutgers			0	8	51	H	American			0	3	
							33	A	Boston U.			1	2	60	A	Colgate			0	1	
							39	A	Duke			1	5	84	A	Lehigh			0	1	
														89	A	Navy			0	1	

Non-Div. I Games:

Loyola Maryland

Average RPI Win:	154	WON-LOST RECORD	WINNING PCT. RANK	LAST 10 GAMES	STRENGTH OF SCHEDULE	OPP. STRENGTH OF SCHEDULE	TEAM RPI	ADJ RPI	CONF. RPI	ADJ CONF. RPI					
94															
DIV. I ONLY	4-12-1	.26471	180	3-6-1	76	172	168	.42632	169	21	20				
DIV. I NON-CONF.	1-9-0	.1	198	0-3-0	44	138	130	.45734	140	14	14				
<hr/>															
TOTALS	RPI 1-25	RPI 26-50		W-L RECORDS		RPI 51-100		RPI 101-150		RPI 150+					
4-12-1	0-0-0	0-4-0		OVERALL		0-3-1		2-2-0		2-3-0					
3-3-1	0-0-0	0-2-0		HOME		0-0-1		2-1-0		1-0-0					
1-9-0	0-0-0	0-2-0		AWAY		0-3-0		0-1-0		1-3-0					
0-0-0	0-0-0	0-0-0		NEUTRAL		0-0-0		0-0-0		0-0-0					
<hr/>															
1-9-0	0-0-0	0-4-0		NON-CONFERENCE		0-2-0		1-1-0		0-2-0					
1-3-0	0-0-0	0-2-0		HOME		0-0-0		1-1-0		0-0-0					
0-6-0	0-0-0	0-0-		AWAY		0-2-0		0-0-0		0-2-0					
0-0-0	0-0-0	0-0-0		NEUTRAL		0-0-0		0-0-0		0-0-0					
<hr/>															
3-3-1	0-0-0	0-0-0		CONFERENCE		0-1-1		1-1-0		2-1-0					
2-0-1	0-0-0	0-0-0		HOME		0-0-1		1-0-0		1-0-0					
1-3-0	0-0-0	0-0-0		AWAY		0-1-0		0-1-0		1-1-0					
0-0-0	0-0-0	0-0-0		NEUTRAL		0-0-0		0-0-0		0-0-0					
<hr/>															
RPI S	Opponent	Score	RPI S	Opponent	Score	RPI S	Opponent	Score	RPI S	Opponent	Score				
			33 H	Boston U.	1 2	56 A	Dayton	1 4	114 H	Vermont	0 3				
			40 A	New Hampshire	0 1	57 A	Albany (NY)	0 4	116 H	Hartford	2 1				
			43 A	Brown	1 2	69 A	Columbia	0 1	125 H	Rhode Island	3 2				
			47 H	Utah Valley	0 1	70 H	Saint Louis	0 0	131 A	George Washington	0 2				
									154 A	Saint Peter's	0 3				
									173 H	La Salle	2 1				
									186 A	Central Conn. St.	1 5				
									193 A	Saint Joseph's	0 2				
									202 A	St. Bonaventure	2 1				
<hr/>															
LAST 10 GAMES															
131 A George Washington						0	2	125 H Rhode Island						3	2
56 A Dayton						1	4	193 A Saint Joseph's						0	2
173 H La Salle						2	1	43 A Brown						1	2
202 A St. Bonaventure						2	1	114 H Vermont						0	3
70 H Saint Louis						0	0	40 A New Hampshire						0	1

Non-Div. I Games:

Massachusetts

Buffalo

B
u
f
f
a
l
o

Buffalo

Average RPI Win: 149		WON-LOST RECORD		WINNING PCT. RANK		LAST 10 GAMES		STRENGTH OF SCHEDULE		OPP. STRENGTH OF SCHEDULE		TEAM RPI		ADJ RPI		CONF. RPI		ADJ CONF. RPI	
DIV. I ONLY		5-10-1		.34375 166		4-5-0		147		165		170		.42195 171		19		19	
DIV. I NON-CONF.		2-7-1		.25 172		1-2-0		113		166		162		.43596 164		17		17	
TOTALS		RPI 1-25		RPI 26-50		W-L RECORDS		RPI 51-100		RPI 101-150		RPI 150+							
5-10-1		0-1-0		0-0-0		OVERALL		0-4-0		3-3-0		2-2-1							
3-3-0		0-1-0		0-0-0		HOME		0-2-0		1-0-0		2-0-0							
2-6-1		0-0-0		0-0-0		AWAY		0-2-0		2-2-0		0-2-1							
0-1-0		0-0-0		0-0-0		NEUTRAL		0-0-0		0-1-0		0-0-0							
2-7-1		0-0-0		0-0-0		NON-CONFERENCE		0-4-0		2-2-0		0-1-1							
1-2-0		0-0-0		0-0-0		HOME		0-2-0		1-0-0		0-0-0							
1-4-1		0-0-0		0-0-		AWAY		0-2-0		1-1-0		0-1-1							
0-1-0		0-0-0		0-0-0		NEUTRAL		0-0-0		0-1-0		0-0-0							
3-3-0		0-1-0		0-0-0		CONFERENCE		0-0-0		1-1-0		2-1-0							
2-1-0		0-1-0		0-0-0		HOME		0-0-0		0-0-0		2-0-0							
1-2-0		0-0-0		0-0-0		AWAY		0-0-0		1-1-0		0-1-0							
0-0-0		0-0-0		0-0-0		NEUTRAL		0-0-0		0-0-0		0-0-0							
RPI	S	Opponent		Score		RPI	S	Opponent		Score		RPI	S	Opponent		Score			
14	H	Denver		0 2				66	A	Western Mich.	0 1			112	A	Omaha	2 1		
								87	H	Drake	0 1			113	A	Bowling Green	1 4		
								93	H	Valparaiso	2 3			129	H	Bradley	1 0		
								97	A	Oakland	0 3			138	N	Detroit	1 2		
														141	A	UMKC	4 1		
														147	A	Oral Roberts	2 3		
														164	A	Green Bay	1 1		
														178	A	Milwaukee	0 2		
														180	A	IPFW	1 2		
														181	H	IUPUI	2 1		
														184	H	Eastern Ill.	6 0		
						LAST 10 GAMES													
						181	H	IUPUI	2	1	112	A	Omaha	2	1				
						178	A	Milwaukee	0	2	129	H	Bradley	1	0				
						180	A	IPFW	1	2	147	A	Oral Roberts	2	3				
						184	H	Eastern Ill.	6	0	14	H	Denver	0	2				
						87	H	Drake	0	1	141	A	UMKC	4	1				

Non-Div. I Games: Loras 5 2

Western Ill.

Average RPI Win: 162		WON-LOST RECORD		WINNING PCT. RANK		LAST 10 GAMES		STRENGTH OF SCHEDULE		OPP. STRENGTH OF SCHEDULE		TEAM RPI		ADJ RPI		CONF. RPI		ADJ CONF. RPI	
DIV. I ONLY		6-9-1		.40625 143		5-5-0		179		175		169		.42081 172		20		21	
DIV. I NON-CONF.		3-7-1		.31818 162		2-3-0		165		177		166		.41886 176		21		21	
TOTALS		RPI 1-25		RPI 26-50		W-L RECORDS		RPI 51-100		RPI 101-150		RPI 150+							
6-9-1		0-1-0		1-2-0		OVERALL		0-2-0		0-1-0		5-3-1							
4-3-1		0-0-0		1-1-0		HOME		0-1-0		0-0-0		3-1-1							
2-4-0		0-1-0		0-1-0		AWAY		0-1-0		0-0-0		2-1-0							
0-2-0		0-0-0		0-0-0		NEUTRAL		0-0-0		0-1-0		0-1-0							
3-7-1		0-1-0		1-1-0		NON-CONFERENCE		0-1-0		0-1-0		2-3-1							
3-2-1		0-0-0		1-1-0		HOME		0-0-0		0-0-0		2-1-1							
0-3-0		0-1-0		0-0-		AWAY		0-1-0		0-0-0		0-1-0							
0-2-0		0-0-0		0-0-0		NEUTRAL		0-0-0		0-1-0		0-1-0							
3-2-0		0-0-0		0-1-0		CONFERENCE		0-1-0		0-0-0		3-0-0							
1-1-0		0-0-0		0-0-0		HOME		0-1-0		0-0-0		1-0-0							
2-1-0		0-0-0		0-1-0		AWAY		0-0-0		0-0-0		2-0-0							
0-0-0		0-0-0		0-0-0		NEUTRAL		0-0-0		0-0-0		0-0-0							
RPI	S	Opponent		Score		RPI	S	Opponent		Score		RPI	S	Opponent		Score			
20	A	Elon		0 1		31	A	FGCU		0 4		63	A	Mercer		0 1			
						42	H	San Diego		1 3		74	H	North Florida		0 3			
						46	H	Xavier		2 1									

Non-Div. I Games:

Lipscomb

Average RPI Win:	159	WON-LOST RECORD	WINNING PCT. RANK	LAST 10 GAMES	STRENGTH OF SCHEDULE	OPP. STRENGTH OF SCHEDULE	TEAM RPI	ADJ RPI	CONF. RPI	ADJ CONF. RPI				
DIV. I ONLY		6-10-2	.38889 148	2-6-2	187	174	174	.41782 173	21	20				
DIV. I NON-CONF.		4-5-1	.45 125	0-1-1	103	191	150	.45087 148	14	14				
<hr/>														
TOTALS	RPI 1-25	RPI 26-50		W-L RECORDS		RPI 51-100		RPI 101-150		RPI 150+				
6-10-2	0-0-0	0-0-0		OVERALL		0-3-0		2-4-1		4-3-1				
3-3-1	0-0-0	0-0-0		HOME		0-1-0		0-1-1		3-1-0				
3-7-1	0-0-0	0-0-0		AWAY		0-2-0		2-3-0		1-2-1				
0-0-0	0-0-0	0-0-0		NEUTRAL		0-0-0		0-0-0		0-0-0				
<hr/>														
4-5-1	0-0-0	0-0-0		NON-CONFERENCE		0-2-0		2-2-0		2-1-1				
2-1-0	0-0-0	0-0-0		HOME		0-1-0		0-0-0		2-0-0				
2-4-1	0-0-0	0-0-		AWAY		0-1-0		2-2-0		0-1-1				
0-0-0	0-0-0	0-0-0		NEUTRAL		0-0-0		0-0-0		0-0-0				
<hr/>														
2-5-1	0-0-0	0-0-0		CONFERENCE		0-1-0		0-2-1		2-2-0				
1-2-1	0-0-0	0-0-0		HOME		0-0-0		0-1-1		1-1-0				
1-3-0	0-0-0	0-0-0		AWAY		0-1-0		0-1-0		1-1-0				
0-0-0	0-0-0	0-0-0		NEUTRAL		0-0-0		0-0-0		0-0-0				
<hr/>														
RPI S	Opponent	Score	RPI S	Opponent	Score	RPI S	Opponent	Score	RPI S	Opponent	Score			
						56 A	Dayton	0 5	108 A	UMBC	1 0			
						61 H	Villanova	0 2	111 A	Fordham	0 3			
						73 A	Temple	1 4	123 A	Rider	2 1			
									125 H	Rhode Island	1 2			
									130 H	VCU	0 0			
									137 A	Bucknell	2 4			
									139 A	St. Mary's (CA)	2 3			
									158 H	Siena	1 0			
									159 A	San Francisco	1 5			
									163 H	Duquesne	2 3			
									167 A	LIU Brooklyn	0 0			
									168 H	Loyola Maryland	1 0			
									169 A	Massachusetts	1 2			
									193 H	Saint Joseph's	1 0			
									202 A	St. Bonaventure	3 0			
<hr/>														
			LAST 10 GAMES											
			193 H Saint Joseph's			1 0			202 A St. Bonaventure			3 0		
			125 H Rhode Island			1 2			163 H Duquesne			2 3		
			169 A Massachusetts			1 2			111 A Fordham			0 3		
			56 A Dayton			0 5			61 H Villanova			0 2		
			130 H VCU			0 0			167 A LIU Brooklyn			0 0		

Non-Div. I Games:

La Salle

Average RPI Win: 109		WON-LOST RECORD	WINNING PCT. RANK		LAST 10 GAMES	STRENGTH OF SCHEDULE	OPP. STRENGTH OF SCHEDULE	TEAM RPI	ADJ RPI	CONF. RPI	ADJ CONF. RPI					
Average RPI Loss: 104																
DIV. I ONLY		4-10-1	.3	177	4-5-1	146	137	175	.41638	174	13	12				
DIV. I NON-CONF.		2-7-1	.25	172	2-2-1	88	168	158	.4361	163	10	10				
<hr/>																
TOTALS		RPI 1-25		RPI 26-50		W-L RECORDS		RPI 51-100		RPI 101-150		RPI 150+				
4-10-1		0-0-0		0-2-0		OVERALL		2-4-0		1-1-0		1-3-1				
2-3-1		0-0-0		0-2-0		HOME		1-1-0		1-0-0		0-0-1				
2-5-0		0-0-0		0-0-0		AWAY		1-2-0		0-0-0		1-3-0				
0-2-0		0-0-0		0-0-0		NEUTRAL		0-1-0		0-1-0		0-0-0				
2-7-1		0-0-0		0-0-0		NON-CONFERENCE		1-4-0		1-1-0		0-2-1				
2-1-1		0-0-0		0-0-0		HOME		1-1-0		1-0-0		0-0-1				
0-4-0		0-0-0		0-0-		AWAY		0-2-0		0-0-0		0-2-0				
0-2-0		0-0-0		0-0-0		NEUTRAL		0-1-0		0-1-0		0-0-0				
2-3-0		0-0-0		0-2-0		CONFERENCE		1-0-0		0-0-0		1-1-0				
0-2-0		0-0-0		0-2-0		HOME		0-0-0		0-0-0		0-0-0				
2-1-0		0-0-0		0-0-0		AWAY		1-0-0		0-0-0		1-1-0				
0-0-0		0-0-0		0-0-0		NEUTRAL		0-0-0		0-0-0		0-0-0				
RPI	S	Opponent	Score	RPI	S	Opponent	Score	RPI	S	Opponent	Score					
				43	H	Brown	0 1	60	H	Colgate	1 0	107	H	Air Force	2 1	
				49	H	Harvard	0 2	65	N	Oregon St.	0 2	127	N	Cleveland St.	1 2	
								68	A	Princeton	2 1	151	A	Lafayette	1 2	
								77	H	Binghamton	0 1	163	H	Duquesne	0 0	
								84	A	Lehigh	0 1	170	A	Buffalo	0 2	
								95	A	Hartwick	0 2	182	A	Penn	0 2	
												201	A	Yale	2 1	
<hr/>																
LAST 10 GAMES																
				68	A	Princeton	2 1	182	A	Penn	0 2					
				43	H	Brown	0 1	170	A	Buffalo	0 2					
				201	A	Yale	2 1	95	A	Hartwick	0 2					
				60	H	Colgate	1 0	107	H	Air Force	2 1					
				49	H	Harvard	0 2	163	H	Duquesne	0 0					

Non-Div. I Games:

Cornell

Average RPI Win: 135		WON-LOST	WINNING	LAST 10	STRENGTH OF	OPP. STRENGTH	TEAM	ADJ	CONF.	ADJ CONF.		
Average RPI Loss: 100		RECORD	PCT. RANK	GAMES	SCHEDULE	OF SCHEDULE	RPI	RPI	RPI	RPI		
DIV. I ONLY		4-9-2	.33333	168	2-6-1	145	166	173	.41528	175	20	21
DIV. I NON-CONF.		4-5-1	.45	125	2-2-0	101	154	161	.44235	156	21	21
<hr/>												
TOTALS		RPI 1-25		RPI 26-50		W-L RECORDS		RPI 51-100		RPI 101-150		RPI 150+
4-9-2		0-0-0		0-2-0		OVERALL		0-2-0		2-3-1		2-2-1
1-3-1		0-0-0		0-2-0		HOME		0-0-0		0-0-1		1-1-0
3-5-1		0-0-0		0-0-0		AWAY		0-1-0		2-3-0		1-1-1
0-1-0		0-0-0		0-0-0		NEUTRAL		0-1-0		0-0-0		0-0-0
<hr/>												
4-5-1		0-0-0		0-1-0		NON-CONFERENCE		0-1-0		2-3-1		2-0-0
1-1-1		0-0-0		0-1-0		HOME		0-0-0		0-0-1		1-0-0
3-3-0		0-0-0		0-0-		AWAY		0-0-0		2-3-0		1-0-0
0-1-0		0-0-0		0-0-0		NEUTRAL		0-1-0		0-0-0		0-0-0
<hr/>												
0-4-1		0-0-0		0-1-0		CONFERENCE		0-1-0		0-0-0		0-2-1
0-2-0		0-0-0		0-1-0		HOME		0-0-0		0-0-0		0-1-0
0-2-1		0-0-0		0-0-0		AWAY		0-1-0		0-0-0		0-1-1
0-0-0		0-0-0		0-0-0		NEUTRAL		0-0-0		0-0-0		0-0-0
<hr/>												
RPI	S	Opponent	Score	RPI	S	Opponent	Score	RPI	S	Opponent	Score	
				30	H	FIU	0 3	74	A	North Florida	0 2	
				31	H	FGCU	0 2	75	N	Loyola Chicago	0 1	
<hr/>												
LAST 10 GAMES												
				172	H	Lipscomb	0 3	31	H	FGCU	0 2	
				189	A	USC Upstate	0 0	176	H	Fla. Atlantic	2 1	
				74	A	North Florida	0 2	118	A	Campbell	0 1	
				102	A	UCF	1 2	101	A	Furman	1 0	
				185	A	Jacksonville	1 3	110	A	Northern Ill.	0 1	

Non-Div. I Games: Saint Leo 3 1

Stetson

Average RPI Win: 105		WON-LOST	WINNING	LAST 10	STRENGTH OF		OPP. STRENGTH	TEAM	ADJ	CONF.	ADJ CONF.
Average RPI Loss: 77		RECORD	PCT. RANK	GAMES	SCHEDULE		OF SCHEDULE	RPI	RPI	RPI	RPI
DIV. I ONLY		2-11-2	.2	191	2-7-1		80	75	176	.41468	176
DIV. I NON-CONF.		1-5-2	.25	172	1-1-1		107	152	184	.39375	186
TOTALS		RPI 1-25	RPI 26-50		W-L RECORDS		RPI 51-100		RPI 101-150		RPI 150+
2-11-2	0-3-0	0-2-1		OVERALL		1-1-0		1-3-0		0-2-1	
2-4-2	0-2-0	0-1-1		HOME		1-0-0		1-0-0		0-1-1	
0-6-0	0-1-0	0-1-0		AWAY		0-0-0		0-3-0		0-1-0	
0-1-0	0-0-0	0-0-0		NEUTRAL		0-1-0		0-0-0		0-0-0	
1-5-2	0-0-0	0-0-1		NON-CONFERENCE		1-1-0		0-2-0		0-2-1	
1-1-2	0-0-0	0-0-1		HOME		1-0-0		0-0-0		0-1-1	
0-3-0	0-0-0	0-0-		AWAY		0-0-0		0-2-0		0-1-0	
0-1-0	0-0-0	0-0-0		NEUTRAL		0-1-0		0-0-0		0-0-0	
1-6-0	0-3-0	0-2-0		CONFERENCE		0-0-0		1-1-0		0-0-0	
1-3-0	0-2-0	0-1-0		HOME		0-0-0		1-0-0		0-0-0	
0-3-0	0-1-0	0-1-0		AWAY		0-0-0		0-1-0		0-0-0	
0-0-0	0-0-0	0-0-0		NEUTRAL		0-0-0		0-0-0		0-0-0	
RPI S	Opponent	Score	RPI S	Opponent	Score	RPI S	Opponent	Score	RPI S	Opponent	Score
18 A	South Carolina	1 2	30 H	FIU	2 7	74 H	North Florida	1 0	102 A	UCF	0 5
21 H	Old Dominion	1 2	31 H	FGCU	0 0	75 N	Loyola Chicago	0 1	106 A	UAB	0 3
24 H	Charlotte	0 2	36 A	Kentucky	0 3				110 A	Northern Ill.	0 1
									136 H	Marshall	1 0
									152 H	Fairfield	1 2
									175 A	Stetson	1 2
									185 H	Jacksonville	1 1
LAST 10 GAMES											
74 H	North Florida	1 0	18 A	South Carolina	1 2						
106 A	UAB	0 3	21 H	Old Dominion	1 2						
136 H	Marshall	1 0	36 A	Kentucky	0 3						
24 H	Charlotte	0 2	175 A	Stetson	1 2						
31 H	FGCU	0 0	30 H	FIU	2 7						

Non-Div. I Games:

Fla. Atlantic

Average RPI Win:	183	WON-LOST	WINNING	LAST 10	STRENGTH OF	OPP. STRENGTH	TEAM	ADJ	CONF.	ADJ CONF.		
Average RPI Loss:	86	RECORD	PCT. RANK	GAMES	SCHEDULE	OF SCHEDULE	RPI	RPI	RPI	RPI		
DIV. I ONLY		3-12-0	.2	191	3-6-0	89	144	179	.41223	177	18	18
DIV. I NON-CONF.		0-7-0	0	204	0-2-0	59	98	160	.43623	162	19	19
<hr/>												
TOTALS	RPI 1-25	RPI 26-50		W-L RECORDS		RPI 51-100		RPI 101-150		RPI 150+		
3-12-0	0-3-0	0-2-0		OVERALL		0-0-0		0-5-0		3-2-0		
1-4-0	0-1-0	0-0-0		HOME		0-0-0		0-1-0		1-2-0		
2-7-0	0-2-0	0-2-0		AWAY		0-0-0		0-3-0		2-0-0		
0-1-0	0-0-0	0-0-0		NEUTRAL		0-0-0		0-1-0		0-0-0		
0-7-0	0-2-0	0-1-0		NON-CONFERENCE		0-0-0		0-3-0		0-1-0		
0-2-0	0-1-0	0-0-0		HOME		0-0-0		0-0-0		0-1-0		
0-4-0	0-1-0	0-0-		AWAY		0-0-0		0-2-0		0-0-0		
0-1-0	0-0-0	0-0-0		NEUTRAL		0-0-0		0-1-0		0-0-0		
3-5-0	0-1-0	0-1-0		CONFERENCE		0-0-0		0-2-0		3-1-0		
1-2-0	0-0-0	0-0-0		HOME		0-0-0		0-1-0		1-1-0		
2-3-0	0-1-0	0-1-0		AWAY		0-0-0		0-1-0		2-0-0		
0-0-0	0-0-0	0-0-0		NEUTRAL		0-0-0		0-0-0		0-0-0		
RPI	S	Opponent	Score	RPI	S	Opponent	Score	RPI	S	Opponent	Score	
2	H	Clemson	0 4	27	A	North Carolina St.	3 4	104	A	Wofford	0 3	
13	A	Coastal Caro.	0 4	32	A	Radford	0 5	106	A	UAB	1 3	
24	A	Charlotte	0 4					109	H	Winthrop	3 4	
								118	A	Campbell	2 4	
								149	N	Georgia St.	0 3	
								155	H	UNC Asheville	3 1	
								160	H	High Point	1 4	
								187	A	Liberty	1 0	
								189	H	USC Upstate	2 3	
								206	A	Presbyterian	1 0	
				LAST 10 GAMES								
				149	N	Georgia St.	0 3	187	A	Liberty	1 0	
				160	H	High Point	1 4	109	H	Winthrop	3 4	
				206	A	Presbyterian	1 0	155	H	UNC Asheville	3 1	
				32	A	Radford	0 5	2	H	Clemson	0 4	
				118	A	Campbell	2 4	13	A	Coastal Caro.	0 4	

Non-Div. I Games: Laurel 7 2

Gardner-Webb

Average RPI Win: 144		WON-LOST	WINNING	LAST 10	STRENGTH OF	OPP. STRENGTH	TEAM	ADJ	CONF.	ADJ CONF.				
Average RPI Loss: 113		RECORD	PCT. RANK	GAMES	SCHEDULE	OF SCHEDULE	RPI	RPI	RPI	RPI				
DIV. I ONLY		4-10-3	.32353	171	2-6-2	162	113	180	.41103	178	16	16		
DIV. I NON-CONF.		3-5-1	.38889	148	2-1-0	173	93	182	.41224	179	18	18		
<hr/>														
TOTALS		RPI 1-25	RPI 26-50		W-L RECORDS		RPI 51-100		RPI 101-150		RPI 150+			
4-10-3		0-1-0	0-0-0		OVERALL		1-3-1		1-4-2		2-2-0			
2-4-2		0-0-0	0-0-0		HOME		0-2-1		0-1-1		2-1-0			
2-5-1		0-1-0	0-0-0		AWAY		1-1-0		1-2-1		0-1-0			
0-1-0		0-0-0	0-0-0		NEUTRAL		0-0-0		0-1-0		0-0-0			
3-5-1		0-1-0	0-0-0		NON-CONFERENCE		0-1-0		1-3-1		2-0-0			
2-1-1		0-0-0	0-0-0		HOME		0-0-0		0-1-1		2-0-0			
1-3-0		0-1-0	0-0-		AWAY		0-1-0		1-1-0		0-0-0			
0-1-0		0-0-0	0-0-0		NEUTRAL		0-0-0		0-1-0		0-0-0			
1-5-2		0-0-0	0-0-0		CONFERENCE		1-2-1		0-1-1		0-2-0			
0-3-1		0-0-0	0-0-0		HOME		0-2-1		0-0-0		0-1-0			
1-2-1		0-0-0	0-0-0		AWAY		1-0-0		0-1-1		0-1-0			
0-0-0		0-0-0	0-0-0		NEUTRAL		0-0-0		0-0-0		0-0-0			
RPI	S	Opponent	Score		RPI	S	Opponent	Score		RPI	S	Opponent	Score	
7	A	Creighton	0	4						58	H	Ill.-Chicago	1	1
										79	H	Wright St.	0	1
										80	A	Gonzaga	0	1
										93	H	Valparaiso	0	1
										97	A	Oakland	1	0
										110	A	Northern Ill.	2	1
										122	N	Houston Baptist	1	2
										126	H	Wisconsin	0	1
										127	A	Cleveland St.	0	0
										128	H	Marquette	1	1
										129	A	Bradley	0	1
										138	A	Detroit	0	1
										164	H	Green Bay	0	2
										171	H	Western Ill.	2	0
										196	A	Belmont	0	1
										197	H	Evansville	5	2
<hr/>														
LAST 10 GAMES														
		138	A	Detroit	0	1			164	H	Green Bay	0	2	
		171	H	Western Ill.	2	0			196	A	Belmont	0	1	
		127	A	Cleveland St.	0	0			110	A	Northern Ill.	2	1	
		126	H	Wisconsin	0	1			93	H	Valparaiso	0	1	
		79	H	Wright St.	0	1			58	H	Ill.-Chicago	1	1	

Non-Div. I Games:

Milwaukee

Average RPI Win: 123		WON-LOST	WINNING	LAST 10	STRENGTH OF		OPP. STRENGTH	TEAM	ADJ		CONF.	ADJ CONF.			
Average RPI Loss: 92		RECORD	PCT. RANK	GAMES	SCHEDULE		OF SCHEDULE	RPI	RPI		RPI	RPI			
DIV. I ONLY		4-9-4	.35294	164	3-4-3		177	100	177		.40803	179	10	11	
DIV. I NON-CONF.		1-6-2	.22222	184	0-1-1		189	143	189		.39149	189	8	8	
TOTALS		RPI 1-25	RPI 26-50		W-L RECORDS		RPI 51-100		RPI 101-150		RPI 150+				
4-9-4		0-2-0	1-0-0		OVERALL		1-5-2		1-0-1		1-2-1				
3-3-3		0-0-0	1-0-0		HOME		1-1-1		0-0-1		1-2-1				
1-6-1		0-2-0	0-0-0		AWAY		0-4-1		1-0-0		0-0-0				
0-0-0		0-0-0	0-0-0		NEUTRAL		0-0-0		0-0-0		0-0-0				
1-6-2		0-1-0	0-0-0		NON-CONFERENCE		0-4-0		0-0-1		1-1-1				
1-2-2		0-0-0	0-0-0		HOME		0-1-0		0-0-1		1-1-1				
0-4-0		0-1-0	0-0-		AWAY		0-3-0		0-0-0		0-0-0				
0-0-0		0-0-0	0-0-0		NEUTRAL		0-0-0		0-0-0		0-0-0				
3-3-2		0-1-0	1-0-0		CONFERENCE		1-1-2		1-0-0		0-1-0				
2-1-1		0-0-0	1-0-0		HOME		1-0-1		0-0-0		0-1-0				
1-2-1		0-1-0	0-0-0		AWAY		0-1-1		1-0-0		0-0-0				
0-0-0		0-0-0	0-0-0		NEUTRAL		0-0-0		0-0-0		0-0-0				
RPI S	Opponent	Score		RPI S	Opponent	Score		RPI S	Opponent	Score		RPI S	Opponent	Score	
20 A	Elon	1	2	48 H	Hofstra	2	0	54 H	UNCW	0	0	142 H	Iona	1	1
23 A	Virginia	0	2					56 H	Dayton	0	1	148 A	Northeastern	3	2
								82 A	Penn St.	0	2	187 H	Liberty	0	1
								83 A	Col. of Charleston	0	0	188 H	Drexel	0	1
								84 A	Lehigh	1	2	203 H	Howard	2	2
								90 A	Delaware	0	4	205 H	VMI	2	0
								91 H	William & Mary	3	1				
								99 A	West Virginia	2	6				
LAST 10 GAMES															
				48 H	Hofstra	2	0	83 A	Col. of Charleston	0	0				
				90 A	Delaware	0	4	203 H	Howard	2	2				
				84 A	Lehigh	1	2	54 H	UNCW	0	0				
				20 A	Elon	1	2	148 A	Northeastern	3	2				
				91 H	William & Mary	3	1	188 H	Drexel	0	1				

Non-Div. I Games:

James Madison

Average RPI Win: 167		WON-LOST	WINNING	LAST 10	STRENGTH OF	OPP. STRENGTH	TEAM	ADJ	CONF.	ADJ CONF.		
Average RPI Loss: 107		RECORD	PCT. RANK	GAMES	SCHEDULE	OF SCHEDULE	RPI	RPI	RPI	RPI		
DIV. I ONLY		4-9-0	.30769	175	2-8-0	158	176	178	.40747	180	19	19
DIV. I NON-CONF.		2-6-0	.25	172	0-5-0	74	176	147	.44759	151	17	17
<hr/>												
TOTALS		RPI 1-25		RPI 26-50		W-L RECORDS		RPI 51-100		RPI 101-150		RPI 150+
4-9-0	0-0-0			0-1-0		OVERALL		0-4-0		1-4-0		3-1-0
2-3-0	0-0-0			0-0-0		HOME		0-3-0		0-1-0		2-0-0
1-6-0	0-0-0			0-1-0		AWAY		0-1-0		0-3-0		1-1-0
1-0-0	0-0-0			0-0-0		NEUTRAL		0-0-0		1-0-0		0-0-0
<hr/>												
2-6-0	0-0-0			0-1-0		NON-CONFERENCE		0-4-0		1-2-0		1-0-0
0-4-0	0-0-0			0-0-0		HOME		0-3-0		0-1-0		0-0-0
1-3-0	0-0-0			0-0-		AWAY		0-1-0		0-1-0		1-0-0
1-0-0	0-0-0			0-0-0		NEUTRAL		0-0-0		1-0-0		0-0-0
<hr/>												
2-3-0	0-0-0			0-0-0		CONFERENCE		0-0-0		0-2-0		2-1-0
2-0-0	0-0-0			0-0-0		HOME		0-0-0		0-0-0		2-0-0
0-3-0	0-0-0			0-0-0		AWAY		0-0-0		0-2-0		0-1-0
0-0-0	0-0-0			0-0-0		NEUTRAL		0-0-0		0-0-0		0-0-0
<hr/>												
RPI S	Opponent	Score	RPI S	Opponent	Score	RPI S	Opponent	Score	RPI S	Opponent	Score	
			46 A	Xavier	0 2	66 H	Western Mich.	0 1	112 A	Omaha	0 3	
						79 H	Wright St.	2 3	113 A	Bowling Green	2 3	
						94 A	Cincinnati	1 2	122 N	Houston Baptist	2 1	
						96 H	Northern Ky.	0 2	138 H	Detroit	0 1	
									147 A	Oral Roberts	1 4	
									171 H	Western Ill.	2 1	
									181 A	IUPUI	0 3	
									184 H	Eastern Ill.	4 2	
									191 A	UTRGV	3 2	
<hr/>												
LAST 10 GAMES												
			79 H	Wright St.	2 3	94 A	Cincinnati	1 2				
			147 A	Oral Roberts	1 4	184 H	Eastern Ill.	4 2				
			138 H	Detroit	0 1	112 A	Omaha	0 3				
			171 H	Western Ill.	2 1	46 A	Xavier	0 2				
			181 A	IUPUI	0 3	113 A	Bowling Green	2 3				

Non-Div. I Games: St. Joseph's (IN) 2 3 Asbury 6 0

IPFW

Average RPI Win: 180		WON-LOST	WINNING	LAST 10	STRENGTH OF	OPP. STRENGTH	TEAM	ADJ	CONF.	ADJ CONF.
Average RPI Loss: 107		RECORD	PCT. RANK	GAMES	SCHEDULE	OF SCHEDULE	RPI	RPI	RPI	RPI
DIV. I ONLY		1-9-6	.25	182	1-5-4	99	163	182	.40598	181
DIV. I NON-CONF.		0-7-4	.18182	190	0-3-2	76	164	175	.41941	175
TOTALS		RPI 1-25	RPI 26-50		W-L RECORDS	RPI 51-100		RPI 101-150		RPI 150+
1-9-6	0-0-1	0-2-0		OVERALL		0-3-1		0-1-3		1-3-1
1-3-2	0-0-0	0-1-0		HOME		0-2-0		0-0-2		1-0-0
0-6-3	0-0-1	0-1-0		AWAY		0-1-1		0-1-1		0-3-0
0-0-1	0-0-0	0-0-0		NEUTRAL		0-0-0		0-0-0		0-0-1
0-7-4	0-0-0	0-2-0		NON-CONFERENCE		0-3-1		0-1-2		0-1-1
0-3-1	0-0-0	0-1-0		HOME		0-2-0		0-0-1		0-0-0
0-4-2	0-0-0	0-0-		AWAY		0-1-1		0-1-1		0-1-0
0-0-1	0-0-0	0-0-0		NEUTRAL		0-0-0		0-0-0		0-0-1
1-2-2	0-0-1	0-0-0		CONFERENCE		0-0-0		0-0-1		1-2-0
1-0-1	0-0-0	0-0-0		HOME		0-0-0		0-0-1		1-0-0
0-2-1	0-0-1	0-0-0		AWAY		0-0-0		0-0-0		0-2-0
0-0-0	0-0-0	0-0-0		NEUTRAL		0-0-0		0-0-0		0-0-0
RPI S Opponent	Score	RPI S Opponent	Score	RPI S Opponent	Score	RPI S Opponent	Score	RPI S Opponent	Score	
14 A Denver	1 1	26 A Indiana	0 4	66 H Western Mich.	0 1	110 A Northern Ill.	0 2			
		50 H Butler	2 3	93 H Valparaiso	1 2	112 H Omaha	1 1			
				94 A Cincinnati	1 2	113 H Bowling Green	2 2			
				96 A Northern Ky.	2 2	138 A Detroit	1 1			
						171 A Western Ill.	1 2			
						172 A Lipscomb	0 1			
						180 H IPFW	3 0			
						184 A Eastern Ill.	0 1			
						196 N Belmont	1 1			
LAST 10 GAMES				171 A Western Ill.	1 2	113 H Bowling Green	2 2			
		96 A Northern Ky.	2 2	26 A Indiana	0 4					
		184 A Eastern Ill.	0 1	14 A Denver	1 1					
		180 H IPFW	3 0	112 H Omaha	1 1					
		110 A Northern Ill.	0 2	172 A Lipscomb	0 1					

Non-Div. I Games:

IUPUI

Average RPI Win: 155		WON-LOST RECORD		WINNING PCT. RANK		LAST 10 GAMES		STRENGTH OF SCHEDULE		OPP. STRENGTH OF SCHEDULE		TEAM RPI		ADJ RPI		CONF. RPI		ADJ CONF. RPI	
DIV. I ONLY		2-9-2		.23077 188		3-6-1		118		121		184		.4058 182		13		12	
DIV. I NON-CONF.		1-6-1		.1875 189		2-3-0		95		117		176		.41953 174		10		10	
TOTALS		RPI 1-25		RPI 26-50		W-L RECORDS		RPI 51-100		RPI 101-150		RPI 150+							
2-9-2		0-1-0		0-3-0		OVERALL		1-4-1		0-0-0		2-1-1							
1-4-2		0-1-0		0-1-0		HOME		0-2-1		0-0-0		1-0-1							
1-5-0		0-0-0		0-2-0		AWAY		1-2-0		0-0-0		1-1-0							
0-0-0		0-0-0		0-0-0		NEUTRAL		0-0-0		0-0-0		0-0-0							
1-6-1		0-0-0		0-2-0		NON-CONFERENCE		1-3-1		0-0-0		1-1-0							
0-3-1		0-0-0		0-1-0		HOME		0-2-1		0-0-0		0-0-0							
2-3-0		0-0-0		0-0-		AWAY		1-1-0		0-0-0		1-1-0							
0-0-0		0-0-0		0-0-0		NEUTRAL		0-0-0		0-0-0		0-0-0							
1-3-1		0-1-0		0-1-0		CONFERENCE		0-1-0		0-0-0		1-0-1							
1-1-1		0-1-0		0-0-0		HOME		0-0-0		0-0-0		1-0-1							
0-2-0		0-0-0		0-1-0		AWAY		0-1-0		0-0-0		0-0-0							
0-0-0		0-0-0		0-0-0		NEUTRAL		0-0-0		0-0-0		0-0-0							
RPI	S	Opponent		Score		RPI	S	Opponent		Score		RPI	S	Opponent		Score			
22	H	Dartmouth		0 1		29	H	Rutgers		0 2		51	A	American		0 4			
						30	A	FIU		1 3		67	H	Washington		0 0			
						43	A	Brown		1 2		69	A	Columbia		1 2			
												73	H	Temple		0 3			
												82	H	Penn St.		0 2			
												99	A	West Virginia		3 2			
LAST 10 GAMES																			
						99	A	West Virginia		3 2		69	A	Columbia		1 2			
						43	A	Brown		1 2		174	H	Cornell		2 0			
						201	H	Yale		1 1		193	A	Saint Joseph's		3 0			
						22	H	Dartmouth		0 1		82	H	Penn St.		0 2			
						29	H	Rutgers		0 2		73	H	Temple		0 3			

Non-Div. I Games:

Penn

Average RPI Win:		0	WON-LOST RECORD		WINNING PCT. RANK	LAST 10 GAMES		STRENGTH OF SCHEDULE		OPP. STRENGTH OF SCHEDULE	TEAM RPI	ADJ RPI	CONF. RPI	ADJ CONF. RPI					
Average RPI Loss:		83																	
DIV. I ONLY			0-14-1		.03333	204		0-10-0		26	112	190	.4033	183	6	7			
DIV. I NON-CONF.			0-6-1		.07143	201		0-2-0		37	182	186	.4061	181	6	6			
TOTALS		RPI 1-25		RPI 26-50		W-L RECORDS		RPI 51-100		RPI 101-150		RPI 150+							
0-14-1		0-2-0		0-2-0		OVERALL		0-5-0		0-5-1		0-0-0							
0-6-0		0-1-0		0-1-0		HOME		0-1-0		0-3-0		0-0-0							
0-8-0		0-1-0		0-1-0		AWAY		0-4-0		0-2-0		0-0-0							
0-0-1		0-0-0		0-0-0		NEUTRAL		0-0-0		0-0-1		0-0-0							
0-6-1		0-0-0		0-0-0		NON-CONFERENCE		0-4-0		0-2-1		0-0-0							
0-2-0		0-0-0		0-0-0		HOME		0-1-0		0-1-0		0-0-0							
0-4-0		0-0-0		0-0-		AWAY		0-3-0		0-1-0		0-0-0							
0-0-1		0-0-0		0-0-0		NEUTRAL		0-0-0		0-0-1		0-0-0							
0-8-0		0-2-0		0-2-0		CONFERENCE		0-1-0		0-3-0		0-0-0							
0-4-0		0-1-0		0-1-0		HOME		0-0-0		0-2-0		0-0-0							
0-4-0		0-1-0		0-1-0		AWAY		0-1-0		0-1-0		0-0-0							
0-0-0		0-0-0		0-0-0		NEUTRAL		0-0-0		0-0-0		0-0-0							
RPI	S	Opponent		Score		RPI	S	Opponent		Score		RPI	S	Opponent		Score			
7	H	Creighton		2	4	46	A	Xavier		0	3	64	A	Providence		0	4		
9	A	Georgetown		2	3	50	H	Butler		0	3	68	A	Princeton		2	3		
												83	A	Col. of Charleston		1	3		
												86	A	Monmouth		1	4		
												90	H	Delaware		1	2		
														101 N Furman		1	1		
														117 H DePaul		2	3		
														123 H Rider		1	2		
														128 A Marquette		0	1		
														137 A Bucknell		0	4		
														150 H St. John's (NY)		0	1		
LAST 10 GAMES																			
46	A	Xavier		0	3	128	A	Marquette		0	1								
9	A	Georgetown		2	3	68	A	Princeton		2	3								
50	H	Butler		0	3	150	H	St. John's (NY)		0	1								
64	A	Providence		0	4	7	H	Creighton		2	4								
117	H	DePaul		2	3	86	A	Monmouth		1	4								

Non-Div. I Games:

Seton Hall

Average RPI Win: 166		WON-LOST RECORD		WINNING PCT. RANK		LAST 10 GAMES		STRENGTH OF SCHEDULE		OPP. STRENGTH OF SCHEDULE		TEAM RPI		ADJ RPI		CONF. RPI		ADJ CONF. RPI					
DIV. I ONLY		3-12-0		.2 191		1-9-0		101		181		183		.40129 184		19		19					
DIV. I NON-CONF.		2-8-0		.2 188		0-5-0		65		181		171		.43061 168		17		17					
TOTALS		RPI 1-25		RPI 26-50		W-L RECORDS		RPI 51-100		RPI 101-150		RPI 150+											
3-12-0		0-1-0		0-3-0		OVERALL		0-3-0		1-3-0		2-3-0											
1-4-0		0-0-0		0-0-0		HOME		0-2-0		0-2-0		1-0-0											
2-8-0		0-1-0		0-3-0		AWAY		0-1-0		1-1-0		1-3-0											
0-0-0		0-0-0		0-0-0		NEUTRAL		0-0-0		0-0-0		0-0-0											
2-8-0		0-0-0		0-3-0		NON-CONFERENCE		0-3-0		1-2-0		1-1-0											
0-3-0		0-0-0		0-0-0		HOME		0-2-0		0-1-0		0-0-0											
2-6-0		0-0-0		0-0-		AWAY		0-1-0		1-1-0		1-1-0											
0-0-0		0-0-0		0-0-0		NEUTRAL		0-0-0		0-0-0		0-0-0											
1-4-0		0-1-0		0-0-0		CONFERENCE		0-0-0		0-1-0		1-2-0											
1-1-0		0-0-0		0-0-0		HOME		0-0-0		0-1-0		1-0-0											
0-3-0		0-1-0		0-0-0		AWAY		0-0-0		0-0-0		0-2-0											
0-0-0		0-0-0		0-0-0		NEUTRAL		0-0-0		0-0-0		0-0-0											
RPI	S	Opponent		Score		RPI	S	Opponent		Score		RPI	S	Opponent		Score							
14	A	Denver		0 1		36	A	Kentucky		0 6		79	H	Wright St.		0 2		110	H	Northern Ill.		2 3	
						45	A	SIUE		0 2		88	A	Missouri St.		0 3		124	A	Pittsburgh		0 2	
						46	A	Xavier		0 8		96	H	Northern Ky.		1 2		146	A	Robert Morris		2 1	
																		147	H	Oral Roberts		1 2	
																		164	A	Green Bay		0 1	
																		171	A	Western Ill.		0 6	
																		172	A	Lipscomb		3 1	
																		180	A	IPFW		2 4	
																		181	H	IUPUI		1 0	
						LAST 10 GAMES																	
						45	A	SIUE		0 2		171	A	Western Ill.		0 6							
						14	A	Denver		0 1		180	A	IPFW		2 4							
						164	A	Green Bay		0 1		88	A	Missouri St.		0 3							
						181	H	IUPUI		1 0		110	H	Northern Ill.		2 3							
						96	H	Northern Ky.		1 2		147	H	Oral Roberts		1 2							

Non-Div. I Games:

Eastern Ill.

Average RPI Win:	154	WON-LOST RECORD	WINNING PCT. RANK	LAST 10 GAMES	STRENGTH OF SCHEDULE	OPP. STRENGTH OF SCHEDULE	TEAM RPI	ADJ RPI	CONF. RPI	ADJ CONF. RPI		
DIV. I ONLY		3-11-1	.23333	186	1-9-0	136	167	186	.39969	185	20	21
DIV. I NON-CONF.		2-7-1	.25	172	0-5-0	109	155	178	.41462	178	21	21
<hr/>												
TOTALS	RPI 1-25	RPI 26-50		W-L RECORDS		RPI 51-100		RPI 101-150		RPI 150+		
3-11-1	0-1-0	0-2-0		OVERALL		0-2-0		2-3-0		1-3-1		
3-3-0	0-0-0	0-0-0		HOME		0-1-0		2-1-0		1-1-0		
0-8-1	0-1-0	0-2-0		AWAY		0-1-0		0-2-0		0-2-1		
0-0-0	0-0-0	0-0-0		NEUTRAL		0-0-0		0-0-0		0-0-0		
<hr/>												
2-7-1	0-1-0	0-1-0		NON-CONFERENCE		0-1-0		2-3-0		0-1-1		
2-1-0	0-0-0	0-0-0		HOME		0-0-0		2-1-0		0-0-0		
0-6-1	0-1-0	0-0-		AWAY		0-1-0		0-2-0		0-1-1		
0-0-0	0-0-0	0-0-0		NEUTRAL		0-0-0		0-0-0		0-0-0		
<hr/>												
1-4-0	0-0-0	0-1-0		CONFERENCE		0-1-0		0-0-0		1-2-0		
1-2-0	0-0-0	0-0-0		HOME		0-1-0		0-0-0		1-1-0		
0-2-0	0-0-0	0-1-0		AWAY		0-0-0		0-0-0		0-1-0		
0-0-0	0-0-0	0-0-0		NEUTRAL		0-0-0		0-0-0		0-0-0		
<hr/>												
RPI S	Opponent	Score	RPI S	Opponent	Score	RPI S	Opponent	Score	RPI S	Opponent	Score	
21 A	Old Dominion	0 4	31 A	FGCU	0 4	74 H	North Florida	0 1	102 H	UCF	2 3	
			39 A	Duke	0 1	85 A	UNCG	0 1	118 A	Campbell	3 4	
									130 A	VCU	0 3	
									138 H	Detroit	3 1	
									149 H	Georgia St.	2 1	
									157 A	Ga. Southern	0 5	
									172 A	Lipscomb	2 3	
									175 H	Stetson	3 1	
									176 A	Fla. Atlantic	1 1	
									189 H	USC Upstate	1 3	
<hr/>												
LAST 10 GAMES												
39 A	Duke	0 1	189 H	USC Upstate	1 3	31 A	FGCU	0 4	102 H	UCF	2 3	
74 H	North Florida	0 1	85 A	UNCG	0 1	118 A	Campbell	3 4				
157 A	Ga. Southern	0 5										
175 H	Stetson	3 1										
172 A	Lipscomb	2 3										

Non-Div. I Games:

Jacksonville

Average RPI Win: 190		WON-LOST	WINNING	LAST 10	STRENGTH OF		OPP. STRENGTH	TEAM	ADJ		CONF.	ADJ CONF.							
Average RPI Loss: 120		RECORD	PCT. RANK	GAMES	SCHEDULE		OF SCHEDULE	RPI	RPI		RPI	RPI							
DIV. I ONLY		4-9-2	.33333	168	3-6-1		168	190	181	.39932	186	23	23						
DIV. I NON-CONF.		2-5-2	.33333	158	1-2-1		176	122	180	.40783	180	24	24						
<hr/>																			
TOTALS		RPI 1-25		RPI 26-50		W-L RECORDS		RPI 51-100		RPI 101-150		RPI 150+							
4-9-2		0-0-0		0-1-0		OVERALL		0-0-1		0-7-0		5-1-1							
1-5-1		0-0-0		0-0-0		HOME		0-0-0		0-4-0		2-1-1							
3-3-1		0-0-0		0-0-0		AWAY		0-0-1		0-3-0		3-0-0							
0-1-0		0-0-0		0-1-0		NEUTRAL		0-0-0		0-0-0		0-0-0							
2-5-2		0-0-0		0-1-0		NON-CONFERENCE		0-0-1		0-4-0		3-0-1							
2-1-1		0-0-0		0-0-0		HOME		0-0-0		0-1-0		2-0-1							
1-3-1		0-0-0		0-0-		AWAY		0-0-1		0-3-0		1-0-0							
0-1-0		0-0-0		0-1-0		NEUTRAL		0-0-0		0-0-0		0-0-0							
2-4-0		0-0-0		0-0-0		CONFERENCE		0-0-0		0-3-0		2-1-0							
0-4-0		0-0-0		0-0-0		HOME		0-0-0		0-3-0		0-1-0							
2-0-0		0-0-0		0-0-0		AWAY		0-0-0		0-0-0		2-0-0							
0-0-0		0-0-0		0-0-0		NEUTRAL		0-0-0		0-0-0		0-0-0							
RPI	S	Opponent		Score		RPI	S	Opponent		Score		RPI	S	Opponent		Score			
						40	N	New Hampshire		0	2	57	A	Albany (NY)		2	2		
														103	A	Stony Brook		0	1
														114	A	Vermont		1	2
														115	H	St. Francis Brooklyn		0	1
														116	H	Hartford		1	2
														132	H	Saint Francis (PA)		1	3
														146	H	Robert Morris		1	2
														150	A	St. John's (NY)		0	3
														167	H	LIU Brooklyn		0	3
														169	H	Massachusetts		5	1
														190	A	Fairleigh Dickinson		2	1
														194	A	Manhattan		3	1
														195	H	NJIT		0	0
														198	A	Sacred Heart		2	1
														201	H	Yale		1	0
<hr/>																			
LAST 10 GAMES																			
						201	H	Yale		1	0	190	A	Fairleigh Dickinson		2	1		
						132	H	Saint Francis (PA)		1	3	115	H	St. Francis Brooklyn		0	1		
						146	H	Robert Morris		1	2	195	H	NJIT		0	0		
						167	H	LIU Brooklyn		0	3	150	A	St. John's (NY)		0	3		
						198	A	Sacred Heart		2	1	116	H	Hartford		1	2		

Non-Div. I Games:

Central Conn. St.

Average RPI Win:	191	WON-LOST RECORD	WINNING PCT. RANK	LAST 10 GAMES	STRENGTH OF SCHEDULE	OPP. STRENGTH OF SCHEDULE	TEAM RPI	ADJ RPI	CONF. RPI	ADJ CONF. RPI			
DIV. I ONLY		5-9-1	.36667 162	3-6-1	201	122	187	.39923 187	18	18			
DIV. I NON-CONF.		3-4-0	.42857 141	1-1-0	204	77	198	.37903 195	19	19			
<hr/>													
TOTALS	RPI 1-25	RPI 26-50		W-L RECORDS	RPI 51-100		RPI 101-150		RPI 150+				
5-9-1	0-1-0	0-2-0		OVERALL	0-2-0		0-2-0		5-2-1				
2-5-1	0-0-0	0-2-0		HOME	0-0-0		0-2-0		2-1-1				
3-4-0	0-1-0	0-0-0		AWAY	0-2-0		0-0-0		3-1-0				
0-0-0	0-0-0	0-0-0		NEUTRAL	0-0-0		0-0-0		0-0-0				
<hr/>													
3-4-0	0-0-0	0-1-0		NON-CONFERENCE	0-2-0		0-1-0		3-0-0				
1-2-0	0-0-0	0-1-0		HOME	0-0-0		0-1-0		1-0-0				
2-2-0	0-0-0	0-0-		AWAY	0-2-0		0-0-0		2-0-0				
0-0-0	0-0-0	0-0-0		NEUTRAL	0-0-0		0-0-0		0-0-0				
<hr/>													
2-5-1	0-1-0	0-1-0		CONFERENCE	0-0-0		0-1-0		2-2-1				
1-3-1	0-0-0	0-1-0		HOME	0-0-0		0-1-0		1-1-1				
1-2-0	0-1-0	0-0-0		AWAY	0-0-0		0-0-0		1-1-0				
0-0-0	0-0-0	0-0-0		NEUTRAL	0-0-0		0-0-0		0-0-0				
<hr/>													
RPI S	Opponent	Score	RPI S	Opponent	Score	RPI S	Opponent	Score	RPI S	Opponent	Score		
13	A Coastal Caro.	0 1	27	H North Carolina St.	0 2	81	A ETSU	0 1	109	H Winthrop	1 2		
			32	H Radford	0 3	91	A William & Mary	2 4	136	H Marshall	1 2		
									153	H Longwood	3 3		
									155	A UNC Asheville	1 2		
									160	A High Point	2 0		
									177	H Gardner-Webb	0 1		
									179	A James Madison	1 0		
									203	A Howard	2 1		
									205	H VMI	3 0		
									206	H Presbyterian	5 1		
<hr/>													
LAST 10 GAMES													
206 H Presbyterian					5	1	177 H Gardner-Webb					0	1
153 H Longwood					3	3	160 A High Point					2	0
155 A UNC Asheville					1	2	109 H Winthrop					1	2
32 H Radford					0	3	81 A ETSU					0	1
13 A Coastal Caro.					0	1	179 A James Madison					1	0

Non-Div. I Games:	Bluefield Col.	2	1
-------------------	----------------	---	---

Liberty

Average RPI Win: 170		WON-LOST	WINNING	LAST 10	STRENGTH OF		OPP. STRENGTH	TEAM	ADJ		CONF.	ADJ CONF.
Average RPI Loss: 87		RECORD	PCT. RANK	GAMES	SCHEDULE		OF SCHEDULE	RPI	RPI		RPI	RPI
DIV. I ONLY		3-14-1	.19444	194	151		111	194	.39503		188	10
DIV. I NON-CONF.		1-8-1	.15	193	162		158	194	.38002		194	8
TOTALS		RPI 1-25	RPI 26-50		W-L RECORDS		RPI 51-100		RPI 101-150		RPI 150+	
3-14-1		0-1-0	0-1-0		OVERALL		0-8-0		1-4-0		2-1-1	
2-6-1		0-0-0	0-1-0		HOME		0-4-0		1-1-0		1-0-1	
1-8-0		0-1-0	0-0-0		AWAY		0-4-0		0-3-0		1-1-0	
0-0-0		0-0-0	0-0-0		NEUTRAL		0-0-0		0-0-0		0-0-0	
1-8-1		0-0-0	0-0-0		NON-CONFERENCE		0-4-0		0-4-0		1-1-1	
1-3-1		0-0-0	0-0-0		HOME		0-2-0		0-1-0		1-0-1	
0-6-0		0-0-0	0-0-		AWAY		0-2-0		0-3-0		0-1-0	
0-0-0		0-0-0	0-0-0		NEUTRAL		0-0-0		0-0-0		0-0-0	
2-6-0		0-1-0	0-1-0		CONFERENCE		0-4-0		1-0-0		1-0-0	
1-3-0		0-0-0	0-1-0		HOME		0-2-0		1-0-0		0-0-0	
1-3-0		0-1-0	0-0-0		AWAY		0-2-0		0-0-0		1-0-0	
0-0-0		0-0-0	0-0-0		NEUTRAL		0-0-0		0-0-0		0-0-0	
RPI S	Opponent	Score	RPI S	Opponent	Score	RPI S	Opponent	Score	RPI S	Opponent	Score	
20 A	Elon	1 3	48 H	Hofstra	1 5	54 A	UNCW	1 3	108 A	UMBC	0 1	
						61 A	Villanova	3 4	113 A	Bowling Green	0 1	
						67 H	Washington	0 1	125 A	Rhode Island	0 2	
						68 A	Princeton	0 4	142 H	Iona	0 1	
						69 H	Columbia	0 1	148 H	Northeastern	1 0	
						83 H	Col. of Charleston	0 1	168 A	Loyola Maryland	2 3	
						90 A	Delaware	1 5	179 A	James Madison	1 0	
						91 H	William & Mary	0 3	182 H	Penn	1 0	
									193 H	Saint Joseph's	0 0	
LAST 10 GAMES												
68 A	Princeton	0 4	90 A	Delaware	1 5							
148 H	Northeastern	1 0	54 A	UNCW	1 3							
108 A	UMBC	0 1	69 H	Columbia	0 1							
91 H	William & Mary	0 3	83 H	Col. of Charleston	0 1							
168 A	Loyola Maryland	2 3	48 H	Hofstra	1 5							

Non-Div. I Games:

Drexel

Average RPI Win:		176	WON-LOST	WINNING	LAST 10	STRENGTH OF		OPP. STRENGTH	TEAM	ADJ	CONF.	ADJ CONF.
Average RPI Loss:		109	RECORD	PCT. RANK	GAMES	SCHEDULE		OF SCHEDULE	RPI	RPI	RPI	RPI
DIV. I ONLY		5-6-1		.45833	134	4-5-1		206	125	192	.39375	189
DIV. I NON-CONF.		4-3-0		.57143	73	3-2-0		206	129	199	.37403	197
TOTALS		RPI 1-25		RPI 26-50		W-L RECORDS		RPI 51-100		RPI 101-150		RPI 150+
5-6-1		0-0-0		0-1-0		OVERALL		0-1-0		1-2-0		4-2-1
2-4-1		0-0-0		0-1-0		HOME		0-0-0		1-1-0		1-2-1
3-2-0		0-0-0		0-0-0		AWAY		0-1-0		0-1-0		3-0-0
0-0-0		0-0-0		0-0-0		NEUTRAL		0-0-0		0-0-0		0-0-0
4-3-0		0-0-0		0-0-0		NON-CONFERENCE		0-0-0		1-2-0		3-1-0
2-2-0		0-0-0		0-0-0		HOME		0-0-0		1-1-0		1-1-0
2-1-0		0-0-0		0-0-		AWAY		0-0-0		0-1-0		2-0-0
0-0-0		0-0-0		0-0-0		NEUTRAL		0-0-0		0-0-0		0-0-0
1-3-1		0-0-0		0-1-0		CONFERENCE		0-1-0		0-0-0		1-1-1
0-2-1		0-0-0		0-1-0		HOME		0-0-0		0-0-0		0-1-1
1-1-0		0-0-0		0-0-0		AWAY		0-1-0		0-0-0		1-0-0
0-0-0		0-0-0		0-0-0		NEUTRAL		0-0-0		0-0-0		0-0-0
RPI S	Opponent	Score	RPI S	Opponent	Score	RPI S	Opponent	Score	RPI S	Opponent	Score	
			31 H	FGCU	0 4		74 A	North Florida	0 2	104 H	Wofford	1 2
										109 H	Winthrop	5 4
										119 A	Davidson	1 2
										155 H	UNC Asheville	0 2
										172 H	Lipscomb	0 3
										175 H	Stetson	0 0
										177 A	Gardner-Webb	3 2
										185 A	Jacksonville	3 1
										205 H	VMI	3 0
										206 A	Presbyterian	7 0
LAST 10 GAMES												
			74 A	North Florida	0 2		119 A	Davidson	1 2			
			31 H	FGCU	0 4		177 A	Gardner-Webb	3 2			
			175 H	Stetson	0 0		109 H	Winthrop	5 4			
			185 A	Jacksonville	3 1		104 H	Wofford	1 2			
			172 H	Lipscomb	0 3		205 H	VMI	3 0			

Non-Div. I Games:

USC Upstate

Average RPI Win:	126	WON-LOST	WINNING	LAST 10	STRENGTH OF	OPP. STRENGTH	TEAM	ADJ	CONF.	ADJ CONF.	
Average RPI Loss:	133	RECORD	PCT. RANK	GAMES	SCHEDULE	OF SCHEDULE	RPI	RPI	RPI	RPI	
DIV. I ONLY	2-11-3	.21875	189	0-7-3	112	196	191	.39013	190	23	23
DIV. I NON-CONF.	2-7-1	.25	172	0-3-1	130	172	191	.39354	187	24	24
<hr/>											
TOTALS	RPI 1-25	RPI 26-50		W-L RECORDS	RPI 51-100		RPI 101-150		RPI 150+		
2-11-3	0-0-0	0-0-0		OVERALL	1-2-0		0-5-2		1-4-1		
1-4-2	0-0-0	0-0-0		HOME	0-0-0		0-1-2		1-3-0		
1-7-1	0-0-0	0-0-0		AWAY	1-2-0		0-4-0		0-1-1		
0-0-0	0-0-0	0-0-0		NEUTRAL	0-0-0		0-0-0		0-0-0		
<hr/>											
2-7-1	0-0-0	0-0-0		NON-CONFERENCE	1-2-0		0-3-1		1-2-0		
1-2-1	0-0-0	0-0-0		HOME	0-0-0		0-1-1		1-1-0		
1-5-0	0-0-0	0-0-		AWAY	1-2-0		0-2-0		0-1-0		
0-0-0	0-0-0	0-0-0		NEUTRAL	0-0-0		0-0-0		0-0-0		
<hr/>											
0-4-2	0-0-0	0-0-0		CONFERENCE	0-0-0		0-2-1		0-2-1		
0-2-1	0-0-0	0-0-0		HOME	0-0-0		0-0-1		0-2-0		
0-2-1	0-0-0	0-0-0		AWAY	0-0-0		0-2-0		0-0-1		
0-0-0	0-0-0	0-0-0		NEUTRAL	0-0-0		0-0-0		0-0-0		
<hr/>											
RPI S	Opponent	Score	RPI S	Opponent	Score	RPI S	Opponent	Score	RPI S	Opponent	Score
						51 A	American	4 3	103 H	Stony Brook	1 2
						68 A	Princeton	1 4	115 H	St. Francis Brooklyn	1 1
						84 A	Lehigh	0 3	121 A	Army West Point	0 1
									132 A	Saint Francis (PA)	0 5
									137 H	Bucknell	2 2
									143 A	George Mason	0 1
									146 A	Robert Morris	1 2
									151 A	Lafayette	0 3
									158 H	Siena	0 1
									166 A	Bryant	1 1
									167 H	LIU Brooklyn	2 3
									186 H	Central Conn. St.	1 2
									201 H	Yale	3 1
<hr/>											
LAST 10 GAMES											
			166 A	Bryant	1 1	68 A	Princeton	1 4			
			115 H	St. Francis Brooklyn	1 1	167 H	LIU Brooklyn	2 3			
			132 A	Saint Francis (PA)	0 5	137 H	Bucknell	2 2			
			146 A	Robert Morris	1 2	103 H	Stony Brook	1 2			
			186 H	Central Conn. St.	1 2	158 H	Siena	0 1			

Non-Div. I Games:

Fairleigh Dickinson

UTRGV

Average RPI Win: 125		WON-LOST RECORD		WINNING PCT. RANK		LAST 10 GAMES		STRENGTH OF SCHEDULE		OPP. STRENGTH OF SCHEDULE		TEAM RPI		ADJ RPI		CONF. RPI		ADJ CONF. RPI					
DIV. I ONLY		3-11-1		.23333 186		2-7-0		125		158		185		.38928 191		12		13					
DIV. I NON-CONF.		1-4-1		.25 172		0-0-0		190		174		200		.35616 202		20		20					
TOTALS		RPI 1-25		RPI 26-50		W-L RECORDS		RPI 51-100		RPI 101-150		RPI 150+											
3-11-1		0-1-0		0-1-0		OVERALL		2-3-0		0-5-0		1-1-1											
1-4-1		0-1-0		0-1-0		HOME		1-0-0		0-1-0		0-1-1											
2-7-0		0-0-0		0-0-0		AWAY		1-3-0		0-4-0		1-0-0											
0-0-0		0-0-0		0-0-0		NEUTRAL		0-0-0		0-0-0		0-0-0											
1-4-1		0-0-0		0-0-0		NON-CONFERENCE		0-3-0		0-0-0		1-1-1											
0-1-1		0-0-0		0-0-0		HOME		0-0-0		0-0-0		0-1-1											
1-3-0		0-0-0		0-0-		AWAY		0-3-0		0-0-0		1-0-0											
0-0-0		0-0-0		0-0-0		NEUTRAL		0-0-0		0-0-0		0-0-0											
2-7-0		0-1-0		0-1-0		CONFERENCE		2-0-0		0-5-0		0-0-0											
1-3-0		0-1-0		0-1-0		HOME		1-0-0		0-1-0		0-0-0											
1-4-0		0-0-0		0-0-0		AWAY		1-0-0		0-4-0		0-0-0											
0-0-0		0-0-0		0-0-0		NEUTRAL		0-0-0		0-0-0		0-0-0											
RPI	S	Opponent		Score		RPI	S	Opponent		Score		RPI	S	Opponent		Score							
11	H	Seattle		1 2		47	H	Utah Valley		0 1		59	A	Cal St. Fullerton		0 1		107	A	Air Force	0 1		
												71	A	San Diego St.		1 3		140	A	Incarnate Word	0 1		
												76	A	UNLV		1 0		141	A	UMKC	2 3		
												85	A	UNCG		0 2		144	A	Grand Canyon	0 1		
												92	H	CSU Bakersfield		3 0		145	H	San Jose St.	1 3		
																		170	H	Buffalo	1 1		
																		180	H	IPFW	2 3		
																		206	A	Presbyterian	2 0		
						LAST 10 GAMES																	
						92	H	CSU Bakersfield		3 0		11	H	Seattle		1 2							
						145	H	San Jose St.		1 3		47	H	Utah Valley		0 1							
						140	A	Incarnate Word		0 1		76	A	UNLV		1 0							
						141	A	UMKC		2 3		144	A	Grand Canyon		0 1							
						107	A	Air Force		0 1		59	A	Cal St. Fullerton		0 1							

Non-Div. I Games: Huston-Tillotson 3 0 Our Lady Of The Lake 2 1

UTRGV

Average RPI Win: 145		WON-LOST	WINNING	LAST 10	STRENGTH OF		OPP. STRENGTH	TEAM	ADJ	CONF.	ADJ CONF.
Average RPI Loss: 99		RECORD	PCT. RANK	GAMES	SCHEDULE		OF SCHEDULE	RPI	RPI	RPI	RPI
DIV. I ONLY		1-13-1	.1	201	0-9-1		105	146	197	.38366	192
DIV. I NON-CONF.		1-9-0	.1	198	0-5-0		85	156	192	.39191	188
TOTALS		RPI 1-25	RPI 26-50		W-L RECORDS		RPI 51-100		RPI 101-150		RPI 150+
1-13-1	0-0-0	0-2-0		OVERALL		0-5-1		1-5-0		0-1-0	
1-4-0	0-0-0	0-1-0		HOME		0-2-0		1-1-0		0-0-0	
0-8-1	0-0-0	0-0-0		AWAY		0-3-1		0-4-0		0-1-0	
0-1-0	0-0-0	0-1-0		NEUTRAL		0-0-0		0-0-0		0-0-0	
1-9-0	0-0-0	0-1-0		NON-CONFERENCE		0-4-0		1-4-0		0-0-0	
1-2-0	0-0-0	0-0-0		HOME		0-1-0		1-1-0		0-0-0	
0-6-0	0-0-0	0-0-		AWAY		0-3-0		0-3-0		0-0-0	
0-1-0	0-0-0	0-1-0		NEUTRAL		0-0-0		0-0-0		0-0-0	
0-4-1	0-0-0	0-1-0		CONFERENCE		0-1-1		0-1-0		0-1-0	
0-2-0	0-0-0	0-1-0		HOME		0-1-0		0-0-0		0-0-0	
0-2-1	0-0-0	0-0-0		AWAY		0-0-1		0-1-0		0-1-0	
0-0-0	0-0-0	0-0-0		NEUTRAL		0-0-0		0-0-0		0-0-0	
RPI S	Opponent	Score	RPI S	Opponent	Score	RPI S	Opponent	Score	RPI S	Opponent	Score
			42 H	San Diego	0 3	71 H	San Diego St.	0 1	105 A	UC Davis	0 6
			47 N	Utah Valley	1 2	72 A	Santa Clara	0 0	112 A	Omaha	1 2
						76 A	UNLV	0 2	133 A	Sacramento St.	0 1
						78 H	Loyola Marymount	0 3	139 A	St. Mary's (CA)	0 1
						87 A	Drake	1 2	144 H	Grand Canyon	1 2
						92 A	CSU Bakersfield	0 2	145 H	San Jose St.	3 0
									159 A	San Francisco	0 3
LAST 10 GAMES											
			78 H	Loyola Marymount	0 3	92 A	CSU Bakersfield	0 2			
			42 H	San Diego	0 3	71 H	San Diego St.	0 1			
			72 A	Santa Clara	0 0	144 H	Grand Canyon	1 2			
			159 A	San Francisco	0 3	105 A	UC Davis	0 6			
			139 A	St. Mary's (CA)	0 1	133 A	Sacramento St.	0 1			

Non-Div. I Games:

Pacific

Average RPI Win:	180	WON-LOST RECORD	WINNING PCT. RANK	LAST 10 GAMES	STRENGTH OF SCHEDULE	OPP. STRENGTH OF SCHEDULE	TEAM RPI	ADJ RPI	CONF. RPI	ADJ CONF. RPI	
DIV. I ONLY	3-12-2	.23529	184	2-6-2	152	192	195	.38313	193	21	20
DIV. I NON-CONF.	2-7-1	.25	172	1-1-1	122	198	187	.38909	191	14	14
TOTALS	RPI 1-25	RPI 26-50	W-L RECORDS	RPI 51-100	RPI 101-150	RPI 150+					
3-12-2	0-0-0	0-1-0	OVERALL	0-3-0	0-5-1	3-3-1					
3-3-1	0-0-0	0-0-0	HOME	0-0-0	0-1-1	3-2-0					
0-8-1	0-0-0	0-0-0	AWAY	0-3-0	0-4-0	0-1-1					
0-1-0	0-0-0	0-1-0	NEUTRAL	0-0-0	0-0-0	0-0-0					
2-7-1	0-0-0	0-1-0	NON-CONFERENCE	0-2-0	0-2-0	2-2-1					
2-2-0	0-0-0	0-0-0	HOME	0-0-0	0-0-0	2-2-0					
0-4-1	0-0-0	0-0-	AWAY	0-2-0	0-2-0	0-0-1					
0-1-0	0-0-0	0-1-0	NEUTRAL	0-0-0	0-0-0	0-0-0					
1-5-1	0-0-0	0-0-0	CONFERENCE	0-1-0	0-3-1	1-1-0					
1-1-1	0-0-0	0-0-0	HOME	0-0-0	0-1-1	1-0-0					
0-4-0	0-0-0	0-0-0	AWAY	0-1-0	0-2-0	0-1-0					
0-0-0	0-0-0	0-0-0	NEUTRAL	0-0-0	0-0-0	0-0-0					
RPI S Opponent	Score	RPI S Opponent	Score	RPI S Opponent	Score	RPI S Opponent	Score				
		47 N Utah Valley	0 3	56 A Dayton	1 7	115 A St. Francis Brooklyn	0 2				
				76 A UNLV	2 3	119 A Davidson	0 3				
				89 A Navy	0 1	123 A Rider	0 4				
						125 A Rhode Island	1 2				
						131 H George Washington	0 1				
						143 H George Mason	1 1				
						156 H Marist	2 3				
						167 H LIU Brooklyn	3 2				
						169 H Massachusetts	2 0				
						173 A La Salle	0 1				
						182 H Penn	0 3				
						188 A Drexel	0 0				
						203 H Howard	3 2				
LAST 10 GAMES											
		173 A La Salle	0 1			131 H George Washington	0 1				
		119 A Davidson	0 3			169 H Massachusetts	2 0				
		143 H George Mason	1 1			182 H Penn	0 3				
		125 A Rhode Island	1 2			203 H Howard	3 2				
		56 A Dayton	1 7			188 A Drexel	0 0				

Non-Div. I Games:

Saint Joseph's

Average RPI Win:	171	WON-LOST	WINNING	LAST 10	STRENGTH OF	OPP. STRENGTH	TEAM	ADJ	CONF.	ADJ CONF.		
Average RPI Loss:	131	RECORD	PCT. RANK	GAMES	SCHEDULE	OF SCHEDULE	RPI	RPI	RPI	RPI		
DIV. I ONLY	3-10-2	.26667	179	3-6-1	149	199	189	.38055	194	22	22	
DIV. I NON-CONF.	0-4-1	.1	198	0-0-0	114	195	181	.40415	183	23	22	
<hr/>												
TOTALS	RPI 1-25	RPI 26-50		W-L RECORDS		RPI 51-100		RPI 101-150		RPI 150+		
3-10-2	0-0-0	0-0-0		OVERALL		0-4-0		0-1-1		3-5-1		
3-5-0	0-0-0	0-0-0		HOME		0-3-0		0-0-0		3-2-0		
0-5-2	0-0-0	0-0-0		AWAY		0-1-0		0-1-1		0-3-1		
0-0-0	0-0-0	0-0-0		NEUTRAL		0-0-0		0-0-0		0-0-0		
<hr/>												
0-4-1	0-0-0	0-0-0		NON-CONFERENCE		0-3-0		0-0-0		0-1-1		
0-3-0	0-0-0	0-0-0		HOME		0-2-0		0-0-0		0-1-0		
0-1-1	0-0-0	0-0-		AWAY		0-1-0		0-0-0		0-0-1		
0-0-0	0-0-0	0-0-0		NEUTRAL		0-0-0		0-0-0		0-0-0		
<hr/>												
3-6-1	0-0-0	0-0-0		CONFERENCE		0-1-0		0-1-1		3-4-0		
3-2-0	0-0-0	0-0-0		HOME		0-1-0		0-0-0		3-1-0		
0-4-1	0-0-0	0-0-0		AWAY		0-0-0		0-1-1		0-3-0		
0-0-0	0-0-0	0-0-0		NEUTRAL		0-0-0		0-0-0		0-0-0		
<hr/>												
RPI	S	Opponent	Score	RPI	S	Opponent	Score	RPI	S	Opponent	Score	
				73 H Temple				0	1	123 A Rider	1	3
				77 A Binghamton				0	1	142 A Iona	2	2
				84 H Lehigh				0	1	152 H Fairfield	1	0
				86 H Monmouth				1	2	154 A Saint Peter's	1	2
										156 H Marist	3	1
										158 A Siena	0	2
										165 A Canisius	1	3
										186 H Central Conn. St.	1	3
										195 A NJIT	2	2
										200 H Quinnipiac	0	2
						204 H Niagara	1	0				
<hr/>												
				LAST 10 GAMES								
165 A Canisius				1	3	200 H Quinnipiac				0	2	
142 A Iona				2	2	204 H Niagara				1	0	
156 H Marist				3	1	154 A Saint Peter's				1	2	
86 H Monmouth				1	2	152 H Fairfield				1	0	
123 A Rider				1	3	158 A Siena				0	2	

Non-Div. I Games:

Manhattan

Average RPI Win: 170		WON-LOST	WINNING	LAST 10	STRENGTH OF	OPP. STRENGTH	TEAM	ADJ	CONF.	ADJ CONF.		
Average RPI Loss: 148		RECORD	PCT. RANK	GAMES	SCHEDULE	OF SCHEDULE	RPI	RPI	RPI	RPI		
DIV. I ONLY		4-8-4	.375	155	2-5-3	190	204	188	.3799	195	24	24
DIV. I NON-CONF.		3-5-4	.41667	145	1-2-3	161	203	179	.39117	190	22	23
<hr/>												
TOTALS		RPI 1-25		RPI 26-50		W-L RECORDS		RPI 51-100		RPI 101-150		RPI 150+
4-8-4	0-0-0			0-0-0		OVERALL		0-1-0		1-3-1		3-4-3
2-3-2	0-0-0			0-0-0		HOME		0-1-0		1-1-0		1-1-2
2-5-2	0-0-0			0-0-0		AWAY		0-0-0		0-2-1		2-3-1
0-0-0	0-0-0			0-0-0		NEUTRAL		0-0-0		0-0-0		0-0-0
<hr/>												
3-5-4	0-0-0			0-0-0		NON-CONFERENCE		0-0-0		1-2-1		2-3-3
2-1-2	0-0-0			0-0-0		HOME		0-0-0		1-1-0		1-0-2
1-4-2	0-0-0			0-0-		AWAY		0-0-0		0-1-1		1-3-1
0-0-0	0-0-0			0-0-0		NEUTRAL		0-0-0		0-0-0		0-0-0
<hr/>												
1-3-0	0-0-0			0-0-0		CONFERENCE		0-1-0		0-1-0		1-1-0
0-2-0	0-0-0			0-0-0		HOME		0-1-0		0-0-0		0-1-0
1-1-0	0-0-0			0-0-0		AWAY		0-0-0		0-1-0		1-0-0
0-0-0	0-0-0			0-0-0		NEUTRAL		0-0-0		0-0-0		0-0-0
<hr/>												
RPI	S	Opponent	Score	RPI	S	Opponent	Score	RPI	S	Opponent	Score	
				95 H Hartwick 1 2				111 A Fordham		0	0	
								115 H St. Francis Brooklyn		3	2	
								123 A Rider		0	2	
								125 H Rhode Island		0	2	
								149 A Georgia St.		1	6	
								151 H Lafayette		0	0	
								156 A Marist		2	0	
								157 H Ga. Southern		0	1	
								165 A Canisius		0	1	
								167 A LIU Brooklyn		0	1	
								186 A Central Conn. St.		0	0	
								194 H Manhattan		2	2	
								202 A St. Bonaventure		1	2	
								203 A Howard		3	0	
								204 H Niagara		3	2	
<hr/>												
LAST 10 GAMES												
157 H Ga. Southern 0 1				186 A Central Conn. St. 0 0								
203 A Howard 3 0				115 H St. Francis Brooklyn 3 2								
95 H Hartwick 1 2				167 A LIU Brooklyn 0 1								
151 H Lafayette 0 0				111 A Fordham 0 0								
149 A Georgia St. 1 6				123 A Rider 0 2								

Non-Div. I Games:

NJIT

Average RPI Win: 150		WON-LOST RECORD	WINNING PCT. RANK	LAST 10 GAMES	STRENGTH OF SCHEDULE	OPP. STRENGTH OF SCHEDULE	TEAM RPI	ADJ RPI	CONF. RPI	ADJ CONF. RPI		
Average RPI Loss: 126												
DIV. I ONLY		4-12-2	.27778	178	3-6-1	180	178	193	.37925	196	16	16
DIV. I NON-CONF.		3-6-1	.35	156	2-0-0	187	196	197	.3616	199	18	18
<hr/>												
TOTALS		RPI 1-25		RPI 26-50		W-L RECORDS		RPI 51-100		RPI 101-150		RPI 150+
4-12-2	0-0-0			0-0-0		OVERALL		1-5-1		1-2-0		2-5-1
3-5-0	0-0-0			0-0-0		HOME		0-3-0		1-1-0		2-1-0
1-5-1	0-0-0			0-0-0		AWAY		1-1-1		0-1-0		0-3-0
0-2-1	0-0-0			0-0-0		NEUTRAL		0-1-0		0-0-0		0-1-1
<hr/>												
3-6-1	0-0-0			0-0-0		NON-CONFERENCE		1-1-0		1-1-0		1-4-1
2-2-0	0-0-0			0-0-0		HOME		0-0-0		1-1-0		1-1-0
1-2-0	0-0-0			0-0-		AWAY		1-0-0		0-0-0		0-2-0
0-2-1	0-0-0			0-0-0		NEUTRAL		0-1-0		0-0-0		0-1-1
<hr/>												
1-6-1	0-0-0			0-0-0		CONFERENCE		0-4-1		0-1-0		1-1-0
1-3-0	0-0-0			0-0-0		HOME		0-3-0		0-0-0		1-0-0
0-3-1	0-0-0			0-0-0		AWAY		0-1-1		0-1-0		0-1-0
0-0-0	0-0-0			0-0-0		NEUTRAL		0-0-0		0-0-0		0-0-0
<hr/>												
RPI	S	Opponent	Score	RPI	S	Opponent	Score	RPI	S	Opponent	Score	
						58 H Ill.-Chicago	1 4			118 H Campbell	2 3	
						79 H Wright St.	0 2			127 A Cleveland St.	0 1	
						87 N Drake	0 1			149 H Georgia St.	3 1	
						93 A Valparaiso	1 1			157 N Ga. Southern	1 4	
						96 A Northern Ky.	0 1			162 H Appalachian St.	0 1	
						97 H Oakland	0 2			164 A Green Bay	0 3	
						100 A Virginia Tech	2 1			170 A Buffalo	1 3	
										172 H Lipscomb	2 0	
										178 H Milwaukee	1 0	
										181 N IUPUI	1 1	
										197 A Evansville	1 2	
<hr/>												
LAST 10 GAMES												
						58 H Ill.-Chicago	1 4			178 H Milwaukee	1 0	
						100 A Virginia Tech	2 1			149 H Georgia St.	3 1	
						93 A Valparaiso	1 1			164 A Green Bay	0 3	
						79 H Wright St.	0 2			96 A Northern Ky.	0 1	
						127 A Cleveland St.	0 1			97 H Oakland	0 2	

Non-Div. I Games:

Belmont

Average RPI Win: 143		WON-LOST	WINNING	LAST 10	STRENGTH OF		OPP. STRENGTH	TEAM	ADJ		CONF.	ADJ CONF.
Average RPI Loss: 100		RECORD	PCT. RANK	GAMES	SCHEDULE		OF SCHEDULE	RPI	RPI		RPI	RPI
DIV. I ONLY		2-13-0	.13333	197	1-9-0		122	171	196		.37621	197
DIV. I NON-CONF.		2-7-0	.22222	184	1-3-0		119	164	193		.38264	192
TOTALS		RPI 1-25	RPI 26-50		W-L RECORDS		RPI 51-100		RPI 101-150		RPI 150+	
2-13-0		0-0-0	0-4-0		OVERALL		1-3-0		1-3-0		1-3-0	
1-5-0		0-0-0	0-1-0		HOME		1-2-0		0-2-0		1-0-0	
1-7-0		0-0-0	0-3-0		AWAY		0-1-0		1-0-0		0-3-0	
0-1-0		0-0-0	0-0-0		NEUTRAL		0-0-0		0-1-0		0-0-0	
2-7-0		0-0-0	0-3-0		NON-CONFERENCE		1-0-0		1-2-0		1-2-0	
2-2-0		0-0-0	0-1-0		HOME		1-0-0		0-1-0		1-0-0	
1-4-0		0-0-0	0-0-		AWAY		0-0-0		1-0-0		0-2-0	
0-1-0		0-0-0	0-0-0		NEUTRAL		0-0-0		0-1-0		0-0-0	
0-6-0		0-0-0	0-1-0		CONFERENCE		0-3-0		0-1-0		0-1-0	
0-3-0		0-0-0	0-0-0		HOME		0-2-0		0-1-0		0-0-0	
0-3-0		0-0-0	0-1-0		AWAY		0-1-0		0-0-0		0-1-0	
0-0-0		0-0-0	0-0-0		NEUTRAL		0-0-0		0-0-0		0-0-0	
RPI S	Opponent	Score	RPI S	Opponent	Score	RPI S	Opponent	Score	RPI S	Opponent	Score	
			26 A	Indiana	0 3	75 A	Loyola Chicago	0 1	107 H	Air Force	1 2	
			36 A	Kentucky	1 4	87 H	Drake	1 3	113 N	Bowling Green	1 3	
			45 A	SIUE	0 2	88 H	Missouri St.	2 4	129 H	Bradley	1 5	
			50 H	Butler	2 3	96 H	Northern Ky.	4 0	136 A	Marshall	1 0	
									172 A	Lipscomb	2 4	
									178 A	Milwaukee	2 5	
									196 H	Belmont	2 1	
									199 A	Central Ark.	0 3	
LAST 10 GAMES												
			96 H	Northern Ky.	4 0	129 H	Bradley	1 5				
			199 A	Central Ark.	0 3	36 A	Kentucky	1 4				
			88 H	Missouri St.	2 4	75 A	Loyola Chicago	0 1				
			172 A	Lipscomb	2 4	50 H	Butler	2 3				
			45 A	SIUE	0 2	87 H	Drake	1 3				

Non-Div. I Games:

Evansville

Average RPI Win:	201	WON-LOST	WINNING	LAST 10	STRENGTH OF	OPP. STRENGTH	TEAM	ADJ	CONF.	ADJ CONF.									
Average RPI Loss:	135	RECORD	PCT. RANK	GAMES	SCHEDULE	OF SCHEDULE	RPI	RPI	RPI	RPI									
DIV. I ONLY	1-11-1	.11538	199	0-10-0	132	201	201	.3586	198	23	23								
DIV. I NON-CONF.	1-5-1	.21429	187	0-4-0	172	178	204	.35809	201	24	24								
<hr/>																			
TOTALS	RPI 1-25	RPI 26-50		W-L RECORDS		RPI 51-100		RPI 101-150		RPI 150+									
1-11-1	0-0-0	0-0-0		OVERALL		0-1-0		0-6-1		1-4-0									
1-3-0	0-0-0	0-0-0		HOME		0-0-0		0-1-0		1-2-0									
0-8-1	0-0-0	0-0-0		AWAY		0-1-0		0-5-1		0-2-0									
0-0-0	0-0-0	0-0-0		NEUTRAL		0-0-0		0-0-0		0-0-0									
<hr/>																			
1-5-1	0-0-0	0-0-0		NON-CONFERENCE		0-1-0		0-3-1		1-1-0									
1-1-0	0-0-0	0-0-0		HOME		0-0-0		0-1-0		1-0-0									
0-4-1	0-0-0	0-0-		AWAY		0-1-0		0-2-1		0-1-0									
0-0-0	0-0-0	0-0-0		NEUTRAL		0-0-0		0-0-0		0-0-0									
<hr/>																			
0-6-0	0-0-0	0-0-0		CONFERENCE		0-0-0		0-3-0		0-3-0									
0-2-0	0-0-0	0-0-0		HOME		0-0-0		0-0-0		0-2-0									
0-4-0	0-0-0	0-0-0		AWAY		0-0-0		0-3-0		0-1-0									
0-0-0	0-0-0	0-0-0		NEUTRAL		0-0-0		0-0-0		0-0-0									
<hr/>																			
RPI	S	Opponent	Score	RPI	S	Opponent	Score	RPI	S	Opponent	Score								
								69	A	Columbia	0	1							
								103	A	Stony Brook	0	0							
								114	H	Vermont	0	1							
								115	A	St. Francis Brooklyn	0	3							
								120	A	Holy Cross	0	5							
								121	A	Army West Point	2	3							
								132	A	Saint Francis (PA)	1	6							
								146	A	Robert Morris	0	3							
								154	A	Saint Peter's	1	2							
								166	A	Bryant	0	3							
								167	H	LIU Brooklyn	1	3							
								186	H	Central Conn. St.	1	2							
								201	H	Yale	2	1							
								<hr/>											
								LAST 10 GAMES											
167 H LIU Brooklyn				1	3	132 A Saint Francis (PA)				1	6								
115 A St. Francis Brooklyn				0	3	146 A Robert Morris				0	3								
186 H Central Conn. St.				1	2	154 A Saint Peter's				1	2								
69 A Columbia				0	1	120 A Holy Cross				0	5								
166 A Bryant				0	3	121 A Army West Point				2	3								

Non-Div. I Games:

Sacred Heart

Average RPI Win: 197		WON-LOST	WINNING	LAST 10	STRENGTH OF		OPP. STRENGTH	TEAM	ADJ	CONF.	ADJ CONF.
Average RPI Loss: 110		RECORD	PCT. RANK	GAMES	SCHEDULE		OF SCHEDULE	RPI	RPI	RPI	RPI
DIV. I ONLY		1-13-1	.1	201	1-8-1		133	189	200	.35713	199
DIV. I NON-CONF.		0-9-1	.05	203	0-4-1		149	188	202	.34981	204
TOTALS		RPI 1-25	RPI 26-50		W-L RECORDS		RPI 51-100		RPI 101-150		RPI 150+
1-13-1	0-0-0	0-1-0		OVERALL		0-4-0		0-8-1		1-0-0	
1-4-1	0-0-0	0-0-0		HOME		0-1-0		0-3-1		1-0-0	
0-9-0	0-0-0	0-1-0		AWAY		0-3-0		0-5-0		0-0-0	
0-0-0	0-0-0	0-0-0		NEUTRAL		0-0-0		0-0-0		0-0-0	
0-9-1	0-0-0	0-0-0		NON-CONFERENCE		0-2-0		0-7-1		0-0-0	
0-2-1	0-0-0	0-0-0		HOME		0-0-0		0-2-1		0-0-0	
0-7-0	0-0-0	0-0-		AWAY		0-2-0		0-5-0		0-0-0	
0-0-0	0-0-0	0-0-0		NEUTRAL		0-0-0		0-0-0		0-0-0	
1-4-0	0-0-0	0-1-0		CONFERENCE		0-2-0		0-1-0		1-0-0	
1-2-0	0-0-0	0-0-0		HOME		0-1-0		0-1-0		1-0-0	
0-2-0	0-0-0	0-1-0		AWAY		0-1-0		0-0-0		0-0-0	
0-0-0	0-0-0	0-0-0		NEUTRAL		0-0-0		0-0-0		0-0-0	
RPI S	Opponent	Score	RPI S	Opponent	Score	RPI S	Opponent	Score	RPI S	Opponent	Score
			45 A	SIUE	0 4	70 A	Saint Louis	1 3	108 A	UMBC	0 5
						75 A	Loyola Chicago	0 3	122 A	Houston Baptist	0 1
						87 H	Drake	0 1	129 H	Bradley	2 3
						90 A	Delaware	0 1	135 A	Memphis	1 3
									140 A	Incarnate Word	1 8
									140 H	Incarnate Word	1 2
									141 H	UMKC	1 2
									147 A	Oral Roberts	3 6
									147 H	Oral Roberts	0 0
									197 H	Evansville	3 0
LAST 10 GAMES											
			197 H	Evansville	3 0	147 H	Oral Roberts	0 0			
			147 A	Oral Roberts	3 6	45 A	SIUE	0 4			
			129 H	Bradley	2 3	135 A	Memphis	1 3			
			75 A	Loyola Chicago	0 3	70 A	Saint Louis	1 3			
			87 H	Drake	0 1	122 A	Houston Baptist	0 1			

Non-Div. I Games: Central Baptist 2 1

Central Ark.

Y
a
l
e

Yale

Average RPI Win:	163	WON-LOST RECORD	WINNING PCT. RANK	LAST 10 GAMES	STRENGTH OF SCHEDULE	OPP. STRENGTH OF SCHEDULE	TEAM RPI	ADJ RPI	CONF. RPI	ADJ CONF. RPI	
DIV. I ONLY		2-15-1	.13889 196	1-8-1	142	200	199	.3484 202	21	20	
DIV. I NON-CONF.		1-9-1	.13636 195	0-2-1	73	205	190	.38189 193	14	14	
<hr/>											
TOTALS	RPI 1-25	RPI 26-50		W-L RECORDS	RPI 51-100		RPI 101-150		RPI 150+		
2-15-1	0-0-0	0-0-0		OVERALL	0-3-1		1-5-0		1-7-0		
1-7-1	0-0-0	0-0-0		HOME	0-2-1		0-1-0		1-4-0		
1-7-0	0-0-0	0-0-0		AWAY	0-1-0		1-3-0		0-3-0		
0-1-0	0-0-0	0-0-0		NEUTRAL	0-0-0		0-1-0		0-0-0		
<hr/>											
1-9-1	0-0-0	0-0-0		NON-CONFERENCE	0-2-1		0-3-0		1-4-0		
1-3-1	0-0-0	0-0-0		HOME	0-1-1		0-0-0		1-2-0		
0-5-0	0-0-0	0-0-		AWAY	0-1-0		0-2-0		0-2-0		
0-1-0	0-0-0	0-0-0		NEUTRAL	0-0-0		0-1-0		0-0-0		
<hr/>											
1-6-0	0-0-0	0-0-0		CONFERENCE	0-1-0		1-2-0		0-3-0		
0-4-0	0-0-0	0-0-0		HOME	0-1-0		0-1-0		0-2-0		
1-2-0	0-0-0	0-0-0		AWAY	0-0-0		1-1-0		0-1-0		
0-0-0	0-0-0	0-0-0		NEUTRAL	0-0-0		0-0-0		0-0-0		
<hr/>											
RPI S	Opponent	Score	RPI S	Opponent	Score	RPI S	Opponent	Score	RPI S	Opponent	Score
						66 A	Western Mich.	0 8	115 A	St. Francis Brooklyn	0 3
						70 H	Saint Louis	0 1	119 H	Davidson	1 2
						77 H	Binghamton	0 0	130 A	VCU	0 2
						95 H	Hartwick	0 1	131 A	George Washington	2 1
									132 A	Saint Francis (PA)	0 1
									138 N	Detroit	1 2
									163 A	Duquesne	0 3
									165 H	Canisius	0 3
									167 A	LIU Brooklyn	0 4
									169 H	Massachusetts	1 2
						170 H	Buffalo	0 6	173 H	La Salle	0 3
						195 H	NJIT	2 1	204 A	Niagara	0 4
						LAST 10 GAMES					
						70 H	Saint Louis	0 1	173 H	La Salle	0 3
						163 A	Duquesne	0 3	130 A	VCU	0 2
						131 A	George Washington	2 1	170 H	Buffalo	0 6
						169 H	Massachusetts	1 2	77 H	Binghamton	0 0
						119 H	Davidson	1 2	132 A	Saint Francis (PA)	0 1

Non-Div. I Games:

St. Bonaventure

Average RPI Win: 0		WON-LOST	WINNING	LAST 10	STRENGTH OF		OPP. STRENGTH	TEAM	ADJ		CONF.	ADJ CONF.	
Average RPI Loss: 134		RECORD	PCT. RANK	GAMES	SCHEDULE		OF SCHEDULE	RPI	RPI		RPI	RPI	
DIV. I ONLY		0-16-2	.05556	203	0-9-1		82	206	203	.33811	203	24	24
DIV. I NON-CONF.		0-12-2	.07143	201	0-5-1		56	204	195	.36721	198	22	23
TOTALS		RPI 1-25	RPI 26-50		W-L RECORDS		RPI 51-100		RPI 101-150		RPI 150+		
0-16-2	0-0-0	0-1-0		OVERALL		0-2-0		0-7-0		0-6-2			
0-5-0	0-0-0	0-0-0		HOME		0-0-0		0-2-0		0-3-0			
0-10-2	0-0-0	0-1-0		AWAY		0-2-0		0-4-0		0-3-2			
0-1-0	0-0-0	0-0-0		NEUTRAL		0-0-0		0-1-0		0-0-0			
0-12-2	0-0-0	0-1-0		NON-CONFERENCE		0-2-0		0-6-0		0-3-2			
0-3-0	0-0-0	0-0-0		HOME		0-0-0		0-2-0		0-1-0			
0-8-2	0-0-0	0-0-		AWAY		0-2-0		0-3-0		0-2-2			
0-1-0	0-0-0	0-0-0		NEUTRAL		0-0-0		0-1-0		0-0-0			
0-4-0	0-0-0	0-0-0		CONFERENCE		0-0-0		0-1-0		0-3-0			
0-2-0	0-0-0	0-0-0		HOME		0-0-0		0-0-0		0-2-0			
0-2-0	0-0-0	0-0-0		AWAY		0-0-0		0-1-0		0-1-0			
0-0-0	0-0-0	0-0-0		NEUTRAL		0-0-0		0-0-0		0-0-0			
RPI S	Opponent	Score	RPI S	Opponent	Score	RPI S	Opponent	Score	RPI S	Opponent	Score		
			32 A	Radford	1 3	51 A	American	0 6	108 A	UMBC	1 2		
						86 A	Monmouth	0 5	115 H	St. Francis Brooklyn	0 5		
									131 N	George Washington	1 3		
									137 H	Bucknell	2 5		
									143 A	George Mason	1 5		
									146 A	Robert Morris	0 3		
									149 A	Georgia St.	1 3		
									153 A	Longwood	2 3		
									157 H	Ga. Southern	0 2		
									162 A	Appalachian St.	0 2		
									167 A	LIU Brooklyn	1 1		
									179 A	James Madison	2 2		
									187 H	Liberty	1 2		
									193 A	Saint Joseph's	2 3		
									195 H	NJIT	0 3		
LAST 10 GAMES													
			149 A	Georgia St.	1 3	162 A	Appalachian St.	0 2					
			195 H	NJIT	0 3	179 A	James Madison	2 2					
			153 A	Longwood	2 3	146 A	Robert Morris	0 3					
			157 H	Ga. Southern	0 2	108 A	UMBC	1 2					
			137 H	Bucknell	2 5	193 A	Saint Joseph's	2 3					

Non-Div. I Games:

Howard

Average RPI Win:	202	WON-LOST	WINNING	LAST 10	STRENGTH OF	OPP. STRENGTH	TEAM	ADJ	CONF.	ADJ CONF.	
Average RPI Loss:	137	RECORD	PCT. RANK	GAMES	SCHEDULE	OF SCHEDULE	RPI	RPI	RPI	RPI	
DIV. I ONLY	1-15-3	.13158	198	0-8-2	166	197	204	.32158	204	22	22
DIV. I NON-CONF.	1-6-2	.22222	184	0-0-1	160	194	203	.35078	203	23	22
<hr/>											
TOTALS	RPI 1-25	RPI 26-50		W-L RECORDS		RPI 51-100		RPI 101-150		RPI 150+	
1-15-3	0-0-0	0-1-0		OVERALL		0-2-0		0-4-1		1-8-2	
1-6-1	0-0-0	0-0-0		HOME		0-0-0		0-2-0		1-4-1	
0-9-2	0-0-0	0-1-0		AWAY		0-2-0		0-2-1		0-4-1	
0-0-0	0-0-0	0-0-0		NEUTRAL		0-0-0		0-0-0		0-0-0	
<hr/>											
1-6-2	0-0-0	0-1-0		NON-CONFERENCE		0-1-0		0-2-1		1-2-1	
1-2-0	0-0-0	0-0-0		HOME		0-0-0		0-1-0		1-1-0	
0-4-2	0-0-0	0-0-		AWAY		0-1-0		0-1-1		0-1-1	
0-0-0	0-0-0	0-0-0		NEUTRAL		0-0-0		0-0-0		0-0-0	
<hr/>											
0-9-1	0-0-0	0-0-0		CONFERENCE		0-1-0		0-2-0		0-6-1	
0-4-1	0-0-0	0-0-0		HOME		0-0-0		0-1-0		0-3-1	
0-5-0	0-0-0	0-0-0		AWAY		0-1-0		0-1-0		0-3-0	
0-0-0	0-0-0	0-0-0		NEUTRAL		0-0-0		0-0-0		0-0-0	
<hr/>											
RPI	S	Opponent	Score	RPI	S	Opponent	Score	RPI	S	Opponent	Score
				41	A	Michigan	1 2	52	A	Michigan St.	0 4
								86	A	Monmouth	3 5
										123	H Rider
										124	A Pittsburgh
										132	A Saint Francis (PA)
										142	A Iona
										146	H Robert Morris
										152	H Fairfield
										154	H Saint Peter's
										156	H Marist
										158	A Siena
										163	H Duquesne
										165	A Canisius
										170	A Buffalo
										194	A Manhattan
										195	A NJIT
										200	H Quinnipiac
										202	H St. Bonaventure
				LAST 10 GAMES							
				152	H	Fairfield	0 1	123	H	Rider	0 2
				156	H	Marist	0 1	194	A	Manhattan	0 1
				86	A	Monmouth	3 5	124	A	Pittsburgh	1 1
				165	A	Canisius	0 2	200	H	Quinnipiac	1 1
				154	H	Saint Peter's	0 1	158	A	Siena	0 2

Non-Div. I Games:

Niagara

VMI				Through Games Of Nov. 01, 2015									
Average RPI Win:	0	WON-LOST	WINNING	LAST 10	STRENGTH OF	OPP. STRENGTH	TEAM	ADJ	CONF.	ADJ CONF.			
Average RPI Loss:	118	RECORD	PCT. RANK	GAMES	SCHEDULE	OF SCHEDULE	RPI	RPI	RPI	RPI			
DIV. I ONLY		0-18-0	0 206	0-10-0	160	182	206	.32055	205	14	15		
DIV. I NON-CONF.		0-8-0	0 204	0-1-0	197	199	206	.27296	206	15	16		
<hr/>													
TOTALS	RPI 1-25		RPI 26-50	W-L RECORDS		RPI 51-100			RPI 101-150		RPI 150+		
0-18-0	0-0-0		0-0-0	OVERALL		0-7-0			0-5-0		0-6-0		
0-7-0	0-0-0		0-0-0	HOME		0-4-0			0-2-0		0-1-0		
0-11-0	0-0-0		0-0-0	AWAY		0-3-0			0-3-0		0-5-0		
0-0-0	0-0-0		0-0-0	NEUTRAL		0-0-0			0-0-0		0-0-0		
0-8-0	0-0-0		0-0-0	NON-CONFERENCE		0-1-0			0-1-0		0-6-0		
0-2-0	0-0-0		0-0-0	HOME		0-1-0			0-0-0		0-1-0		
0-6-0	0-0-0		0-0-	AWAY		0-0-0			0-1-0		0-5-0		
0-0-0	0-0-0		0-0-0	NEUTRAL		0-0-0			0-0-0		0-0-0		
0-10-0	0-0-0		0-0-0	CONFERENCE		0-6-0			0-4-0		0-0-0		
0-5-0	0-0-0		0-0-0	HOME		0-3-0			0-2-0		0-0-0		
0-5-0	0-0-0		0-0-0	AWAY		0-3-0			0-2-0		0-0-0		
0-0-0	0-0-0		0-0-0	NEUTRAL		0-0-0			0-0-0		0-0-0		
RPI	S	Opponent	Score	RPI	S	Opponent	Score	RPI	S	Opponent	Score		
						63 A Mercer	1 2			101 A Furman	1 3		
						63 H Mercer	1 2			101 H Furman	0 3		
						81 A ETSU	2 3			104 A Wofford	1 3		
						81 H ETSU	0 3			104 H Wofford	0 6		
						85 A UNCG	0 11			124 A Pittsburgh	0 4		
						85 H UNCG	0 7			153 A Longwood	1 4		
						100 H Virginia Tech	1 2			155 H UNC Asheville	0 1		
										160 A High Point	0 1		
										179 A James Madison	0 2		
										187 A Liberty	0 3		
										189 A USC Upstate	0 3		
<hr/>													
LAST 10 GAMES													
						104 H Wofford	0 6			63 H Mercer	1 2		
						85 A UNCG	0 11			85 H UNCG	0 7		
						63 A Mercer	1 2			104 A Wofford	1 3		
						101 A Furman	1 3			81 A ETSU	2 3		
						81 H ETSU	0 3			124 A Pittsburgh	0 4		

Non-Div. I Games:

VMI

Average RPI Win:		0	WON-LOST RECORD		WINNING PCT. RANK	LAST 10 GAMES		STRENGTH OF SCHEDULE		OPP. STRENGTH OF SCHEDULE	TEAM RPI	ADJ RPI	CONF. RPI	ADJ CONF. RPI			
Average RPI Loss:		131															
DIV. I ONLY			0-15-1		.03125	205		123		205	205	.31325	206	18	18		
DIV. I NON-CONF.			0-8-0		0	204		140		206	205	.31181	205	19	19		
TOTALS		RPI 1-25		RPI 26-50		W-L RECORDS		RPI 51-100		RPI 101-150		RPI 150+					
0-15-1		0-1-0		0-1-0		OVERALL		0-1-0		0-4-0		0-8-1					
0-9-0		0-1-0		0-1-0		HOME		0-0-0		0-2-0		0-5-0					
0-6-1		0-0-0		0-0-0		AWAY		0-1-0		0-2-0		0-3-1					
0-0-0		0-0-0		0-0-0		NEUTRAL		0-0-0		0-0-0		0-0-0					
0-8-0		0-0-0		0-0-0		NON-CONFERENCE		0-1-0		0-2-0		0-5-0					
0-5-0		0-0-0		0-0-0		HOME		0-0-0		0-1-0		0-4-0					
0-3-0		0-0-0		0-0-		AWAY		0-1-0		0-1-0		0-1-0					
0-0-0		0-0-0		0-0-0		NEUTRAL		0-0-0		0-0-0		0-0-0					
0-7-1		0-1-0		0-1-0		CONFERENCE		0-0-0		0-2-0		0-3-1					
0-4-0		0-1-0		0-1-0		HOME		0-0-0		0-1-0		0-1-0					
0-3-1		0-0-0		0-0-0		AWAY		0-0-0		0-1-0		0-2-1					
0-0-0		0-0-0		0-0-0		NEUTRAL		0-0-0		0-0-0		0-0-0					
RPI	S	Opponent		Score		RPI	S	Opponent		Score		RPI	S	Opponent		Score	
13	H	Coastal Caro.		0 2		32	H	Radford		0 2		63	A	Mercer		0 2	
														104 A Wofford		1 3	
														109 A Winthrop		0 4	
														118 H Campbell		1 3	
														149 H Georgia St.		1 5	
														153 A Longwood		0 1	
														157 A Ga. Southern		0 2	
														160 A High Point		0 0	
														162 H Appalachian St.		0 3	
														167 H LIU Brooklyn		1 3	
														177 H Gardner-Webb		0 1	
														187 A Liberty		1 5	
														189 H USC Upstate		0 7	
														191 H UTRGV		0 2	
						LAST 10 GAMES											
						187	A	Liberty		1 5		13	H	Coastal Caro.		0 2	
						177	H	Gardner-Webb		0 1		160	A	High Point		0 0	
						118	H	Campbell		1 3		162	H	Appalachian St.		0 3	
						153	A	Longwood		0 1		32	H	Radford		0 2	
						109	A	Winthrop		0 4		149	H	Georgia St.		1 5	

Non-Div. I Games:

Presbyterian