

Average RPI Win:	51	WON-LOST	WINNING	LAST 10	STRENGTH OF	OPP. STRENGTH	TEAM	ADJ	CONF.	ADJ CONF.		
Average RPI Loss:	24	RECORD	PCT. RANK	GAMES	SCHEDULE	OF SCHEDULE	RPI	RPI	RPI	RPI		
DIV. I ONLY		12-1-2	.86667	6	7-1-2	1	3	1	.70176	1	1	1
DIV. I NON-CONF.		7-1-0	.875	7	3-1-0	9	23	2	.66543	2	1	1
<hr/>												
TOTALS	RPI 1-25	RPI 26-50		W-L RECORDS		RPI 51-100		RPI 101-150		RPI 150+		
12-1-2	6-1-1	2-0-1		OVERALL		1-0-0		3-0-0		0-0-0		
9-1-1	4-1-1	2-0-0		HOME		1-0-0		2-0-0		0-0-0		
3-0-1	2-0-0	0-0-1		AWAY		0-0-0		1-0-0		0-0-0		
0-0-0	0-0-0	0-0-0		NEUTRAL		0-0-0		0-0-0		0-0-0		
7-1-0	2-1-0	2-0-0		NON-CONFERENCE		1-0-0		2-0-0		0-0-0		
6-1-0	1-1-0	2-0-0		HOME		1-0-0		2-0-0		0-0-0		
1-0-0	1-0-0	0-0-		AWAY		0-0-0		0-0-0		0-0-0		
0-0-0	0-0-0	0-0-0		NEUTRAL		0-0-0		0-0-0		0-0-0		
5-0-2	4-0-1	0-0-1		CONFERENCE		0-0-0		1-0-0		0-0-0		
3-0-1	3-0-1	0-0-0		HOME		0-0-0		0-0-0		0-0-0		
2-0-1	1-0-0	0-0-1		AWAY		0-0-0		1-0-0		0-0-0		
0-0-0	0-0-0	0-0-0		NEUTRAL		0-0-0		0-0-0		0-0-0		
<hr/>												
RPI S	Opponent	Score		RPI S	Opponent	Score		RPI S	Opponent	Score		
2 H	Clemson	1	1	27 A	North Carolina St.	0	0	87 H	Santa Clara	1	0	
3 H	North Carolina	1	0	32 H	South Carolina	2	0					
4 A	Akron	2	1	42 H	FGCU	1	0					
5 H	Notre Dame	2	1									
10 H	Syracuse	3	1									
14 A	Boston College	5	0									
20 H	FIU	3	2									
24 H	Elon	0	1									
<hr/>												
LAST 10 GAMES												
5 H	Notre Dame	2	1	14 A	Boston College	5	0					
149 H	Georgia St.	5	0	2 H	Clemson	1	1					
3 H	North Carolina	1	0	4 A	Akron	2	1					
27 A	North Carolina St.	0	0	10 H	Syracuse	3	1					
32 H	South Carolina	2	0	24 H	Elon	0	1					

Non-Div. I Games:

Wake Forest

Average RPI Win:	67	WON-LOST	WINNING	LAST 10	STRENGTH OF	OPP. STRENGTH	TEAM	ADJ	CONF.	ADJ CONF.		
Average RPI Loss:	5	RECORD	PCT. RANK	GAMES	SCHEDULE	OF SCHEDULE	RPI	RPI	RPI	RPI		
DIV. I ONLY		13-1-2	.875	5	9-0-1	7	4	3	.67361	2	1	1
DIV. I NON-CONF.		8-0-1	.94444	2	4-0-0	31	57	8	.63926	10	1	1
<hr/>												
TOTALS	RPI 1-25	RPI 26-50		W-L RECORDS		RPI 51-100		RPI 101-150		RPI 150+		
13-1-2	2-1-2	4-0-0		OVERALL		4-0-0		1-0-0		2-0-0		
9-0-1	1-0-1	3-0-0		HOME		4-0-0		0-0-0		1-0-0		
4-1-1	1-1-1	1-0-0		AWAY		0-0-0		1-0-0		1-0-0		
0-0-0	0-0-0	0-0-0		NEUTRAL		0-0-0		0-0-0		0-0-0		
8-0-1	0-0-1	2-0-0		NON-CONFERENCE		3-0-0		1-0-0		2-0-0		
5-0-1	0-0-1	1-0-0		HOME		3-0-0		0-0-0		1-0-0		
3-0-0	0-0-0	1-0-		AWAY		0-0-0		1-0-0		1-0-0		
0-0-0	0-0-0	0-0-0		NEUTRAL		0-0-0		0-0-0		0-0-0		
5-1-1	2-1-1	2-0-0		CONFERENCE		1-0-0		0-0-0		0-0-0		
4-0-0	1-0-0	2-0-0		HOME		1-0-0		0-0-0		0-0-0		
1-1-1	1-1-1	0-0-0		AWAY		0-0-0		0-0-0		0-0-0		
0-0-0	0-0-0	0-0-0		NEUTRAL		0-0-0		0-0-0		0-0-0		
RPI	S	Opponent	Score	RPI	S	Opponent	Score	RPI	S	Opponent	Score	
1	A	Wake Forest	1 1	26	H	Louisville	4 2	56	H	Brown	3 1	
5	A	Notre Dame	0 1	28	A	Charlotte	1 0	71	H	Virginia Tech	2 0	
10	A	Syracuse	1 0	30	H	Duke	2 1	78	H	Mercer	4 1	
13	H	Coastal Caro.	1 1	32	H	South Carolina	3 0	82	H	ETSU	3 1	
14	H	Boston College	1 0									
<hr/>												
LAST 10 GAMES												
		14 H Boston College	1 0			71 H Virginia Tech	2 0					
		156 H Ga. Southern	3 1			169 A Gardner-Webb	4 0					
		10 A Syracuse	1 0			1 A Wake Forest	1 1					
		26 H Louisville	4 2			56 H Brown	3 1					
		28 A Charlotte	1 0			30 H Duke	2 1					

Non-Div. I Games:

Clemson

Average RPI Win:	54	WON-LOST RECORD	WINNING PCT. RANK	LAST 10 GAMES	STRENGTH OF SCHEDULE	OPP. STRENGTH OF SCHEDULE	TEAM RPI	ADJ RPI	CONF. RPI	ADJ CONF. RPI				
Average RPI Loss:	1													
DIV. I ONLY		13-1-1	.9	2	9-1-0	15	1	2	.66174	3	1	1		
DIV. I NON-CONF.		7-0-1	.9375	3	4-0-0	37	19	6	.64383	7	1	1		
<hr/>														
TOTALS	RPI 1-25	RPI 26-50		W-L RECORDS		RPI 51-100		RPI 101-150		RPI 150+				
13-1-1	3-1-0	4-0-0		OVERALL		4-0-1		2-0-0		0-0-0				
10-0-1	3-0-0	4-0-0		HOME		3-0-1		0-0-0		0-0-0				
3-1-0	0-1-0	0-0-0		AWAY		1-0-0		2-0-0		0-0-0				
0-0-0	0-0-0	0-0-0		NEUTRAL		0-0-0		0-0-0		0-0-0				
7-0-1	1-0-0	2-0-0		NON-CONFERENCE		3-0-1		1-0-0		0-0-0				
6-0-1	1-0-0	2-0-0		HOME		3-0-1		0-0-0		0-0-0				
1-0-0	0-0-0	0-0-		AWAY		0-0-0		1-0-0		0-0-0				
0-0-0	0-0-0	0-0-0		NEUTRAL		0-0-0		0-0-0		0-0-0				
6-1-0	2-1-0	2-0-0		CONFERENCE		1-0-0		1-0-0		0-0-0				
4-0-0	2-0-0	2-0-0		HOME		0-0-0		0-0-0		0-0-0				
2-1-0	0-1-0	0-0-0		AWAY		1-0-0		1-0-0		0-0-0				
0-0-0	0-0-0	0-0-0		NEUTRAL		0-0-0		0-0-0		0-0-0				
RPI	S	Opponent	Score		RPI	S	Opponent	Score		RPI	S	Opponent	Score	
1	A	Wake Forest	0	1	26	H	Louisville	2	1	55	H	North Florida	2	1
5	H	Notre Dame	4	2	30	H	Duke	2	1	71	A	Virginia Tech	2	0
10	H	Syracuse	2	1	36	H	UNCW	3	0	87	H	Santa Clara	3	0
20	H	FIU	1	0	38	H	Tulsa	2	1	88	H	William & Mary	1	1
										100	H	Col. of Charleston	3	2
<hr/>														
LAST 10 GAMES														
					26	H	Louisville	2	1	36	H	UNCW	3	0
					113	A	Campbell	6	1	114	A	Pittsburgh	2	0
					1	A	Wake Forest	0	1	30	H	Duke	2	1
					100	H	Col. of Charleston	3	2	55	H	North Florida	2	1
					10	H	Syracuse	2	1	5	H	Notre Dame	4	2

Non-Div. I Games:

North Carolina

Average RPI Win: 76		WON-LOST RECORD		WINNING PCT. RANK		LAST 10 GAMES		STRENGTH OF SCHEDULE		OPP. STRENGTH OF SCHEDULE		TEAM RPI		ADJ RPI		CONF. RPI		ADJ CONF. RPI	
DIV. I ONLY		11-2-2		.8 10		7-1-2		4		23		4		.65561 4		8		8	
DIV. I NON-CONF.		9-2-1		.79167 16		5-1-1		15		4		5		.66192 3		10		10	
TOTALS		RPI 1-25		RPI 26-50		W-L RECORDS		RPI 51-100		RPI 101-150		RPI 150+							
11-2-2		2-2-1		2-0-0		OVERALL		4-0-1		2-0-0		1-0-0							
5-1-1		0-1-1		1-0-0		HOME		3-0-0		1-0-0		0-0-0							
6-1-1		2-1-0		1-0-0		AWAY		1-0-1		1-0-0		1-0-0							
0-0-0		0-0-0		0-0-0		NEUTRAL		0-0-0		0-0-0		0-0-0							
9-2-1		2-2-1		2-0-0		NON-CONFERENCE		4-0-0		1-0-0		0-0-0							
4-1-1		0-1-1		1-0-0		HOME		3-0-0		0-0-0		0-0-0							
5-1-0		2-1-0		1-0-		AWAY		1-0-0		1-0-0		0-0-0							
0-0-0		0-0-0		0-0-0		NEUTRAL		0-0-0		0-0-0		0-0-0							
2-0-1		0-0-0		0-0-0		CONFERENCE		0-0-1		1-0-0		1-0-0							
1-0-0		0-0-0		0-0-0		HOME		0-0-0		1-0-0		0-0-0							
1-0-1		0-0-0		0-0-0		AWAY		0-0-1		0-0-0		1-0-0							
0-0-0		0-0-0		0-0-0		NEUTRAL		0-0-0		0-0-0		0-0-0							
RPI S	Opponent	Score		RPI S	Opponent	Score		RPI S	Opponent	Score		RPI S	Opponent	Score					
1 H	Wake Forest	1	2	29 A	Maryland	3	2	66 H	Saint Louis	3	2	105 H	Northern Ill.	4	0				
9 A	Georgetown	1	0	47 H	Michigan St.	4	1	76 H	Penn St.	1	0	128 A	VCU	3	2				
16 A	Old Dominion	1	4					79 A	Western Mich.	1	1	176 A	Buffalo	2	1				
17 H	Ohio St.	3	3					87 H	Santa Clara	2	0								
18 A	UC Santa Barbara	2	0					92 A	UAB	2	1								
				LAST 10 GAMES															
	79 A	Western Mich.	1	1		92 A	UAB	2	1										
	47 H	Michigan St.	4	1		76 H	Penn St.	1	0										
	105 H	Northern Ill.	4	0		18 A	UC Santa Barbara	2	0										
	176 A	Buffalo	2	1		1 H	Wake Forest	1	2										
	87 H	Santa Clara	2	0		17 H	Ohio St.	3	3										

Non-Div. I Games:

Akron

Average RPI Win: 41		WON-LOST RECORD		WINNING PCT. RANK		LAST 10 GAMES		STRENGTH OF SCHEDULE		OPP. STRENGTH OF SCHEDULE		TEAM RPI		ADJ RPI		CONF. RPI		ADJ CONF. RPI	
DIV. I ONLY		8-3-5		.65625 41		4-2-4		2		2		7		.63314 5		1		1	
DIV. I NON-CONF.		5-1-3		.72222 31		2-0-2		26		10		20		.59538 19		1		1	
TOTALS		RPI 1-25		RPI 26-50		W-L RECORDS		RPI 51-100		RPI 101-150		RPI 150+							
8-3-5		4-2-0		2-0-4		OVERALL		1-1-1		1-0-0		0-0-0							
6-1-1		3-0-0		1-0-1		HOME		1-1-0		1-0-0		0-0-0							
2-2-3		1-2-0		1-0-2		AWAY		0-0-1		0-0-0		0-0-0							
0-0-1		0-0-0		0-0-1		NEUTRAL		0-0-0		0-0-0		0-0-0							
5-1-3		2-0-0		1-0-3		NON-CONFERENCE		1-1-0		1-0-0		0-0-0							
3-1-1		1-0-0		0-0-1		HOME		1-1-0		1-0-0		0-0-0							
2-0-1		1-0-0		1-1-		AWAY		0-0-0		0-0-0		0-0-0							
0-0-1		0-0-0		0-0-1		NEUTRAL		0-0-0		0-0-0		0-0-0							
3-2-2		2-2-0		1-0-1		CONFERENCE		0-0-1		0-0-0		0-0-0							
3-0-0		2-0-0		1-0-0		HOME		0-0-0		0-0-0		0-0-0							
0-2-2		0-2-0		0-0-1		AWAY		0-0-1		0-0-0		0-0-0							
0-0-0		0-0-0		0-0-0		NEUTRAL		0-0-0		0-0-0		0-0-0							
RPI S	Opponent		Score		RPI S	Opponent		Score		RPI S	Opponent		Score		RPI S	Opponent		Score	
1	A	Wake Forest	1	2	27	A	North Carolina St.	1	1	63	H	Xavier	0	1	103	H	Marquette	4	2
2	H	Clemson	1	0	29	N	Maryland	0	0	71	A	Virginia Tech	0	0					
3	A	North Carolina	2	4	30	H	Duke	3	2	92	H	UAB	4	0					
7	H	South Fla.	2	0	35	A	Northwestern	1	1										
19	A	Indiana	1	0	44	H	Michigan	1	1										
25	H	Virginia	3	1	47	A	Michigan St.	4	0										
LAST 10 GAMES																			
1	A	Wake Forest	1	2	27	A	North Carolina St.	1	1										
35	A	Northwestern	1	1	103	H	Marquette	4	2										
71	A	Virginia Tech	0	0	25	H	Virginia	3	1										
30	H	Duke	3	2	47	A	Michigan St.	4	0										
44	H	Michigan	1	1	3	A	North Carolina	2	4										

Non-Div. I Games:

Notre Dame

Average RPI Win:	93	WON-LOST	WINNING		LAST 10	STRENGTH OF	OPP. STRENGTH	TEAM	ADJ	CONF.	ADJ CONF.
Average RPI Loss:	0	RECORD	PCT. RANK		GAMES	SCHEDULE	OF SCHEDULE	RPI	RPI	RPI	RPI
DIV. I ONLY		15-0-0	1	1	10-0-0	120	25	5	.63175	6	6
DIV. I NON-CONF.		9-0-0	1	1	4-0-0	58	35	3	.65743	4	6
<hr/>											
TOTALS	RPI 1-25	RPI 26-50		W-L RECORDS		RPI 51-100		RPI 101-150		RPI 150+	
15-0-0	0-0-0	4-0-0		OVERALL		5-0-0		4-0-0		2-0-0	
11-0-0	0-0-0	2-0-0		HOME		5-0-0		3-0-0		1-0-0	
4-0-0	0-0-0	2-0-0		AWAY		0-0-0		1-0-0		1-0-0	
0-0-0	0-0-0	0-0-0		NEUTRAL		0-0-0		0-0-0		0-0-0	
<hr/>											
9-0-0	0-0-0	3-0-0		NON-CONFERENCE		4-0-0		1-0-0		1-0-0	
8-0-0	0-0-0	2-0-0		HOME		4-0-0		1-0-0		1-0-0	
1-0-0	0-0-0	1-0-		AWAY		0-0-0		0-0-0		0-0-0	
0-0-0	0-0-0	0-0-0		NEUTRAL		0-0-0		0-0-0		0-0-0	
<hr/>											
6-0-0	0-0-0	1-0-0		CONFERENCE		1-0-0		3-0-0		1-0-0	
3-0-0	0-0-0	0-0-0		HOME		1-0-0		2-0-0		0-0-0	
3-0-0	0-0-0	1-0-0		AWAY		0-0-0		1-0-0		1-0-0	
0-0-0	0-0-0	0-0-0		NEUTRAL		0-0-0		0-0-0		0-0-0	
<hr/>											
RPI S	Opponent	Score	RPI S	Opponent	Score	RPI S	Opponent	Score	RPI S	Opponent	Score
			38 H	Tulsa	1 0	51 H	CSUN	2 1	103 A	Marquette	3 1
			39 A	Butler	1 0	68 H	Villanova	5 1	105 H	Northern Ill.	2 0
			44 H	Michigan	1 0	89 H	Missouri St.	4 0	118 H	DePaul	1 0
			47 A	Michigan St.	1 0	94 H	UC Irvine	4 0	138 H	St. John's (NY)	2 1
						96 H	Drake	2 1	174 H	Milwaukee	4 0
									185 A	Seton Hall	4 2
<hr/>											
LAST 10 GAMES											
			68 H	Villanova	5 1	118 H	DePaul	1 0			
			103 A	Marquette	3 1	89 H	Missouri St.	4 0			
			39 A	Butler	1 0	185 A	Seton Hall	4 2			
			138 H	St. John's (NY)	2 1	105 H	Northern Ill.	2 0			
			96 H	Drake	2 1	38 H	Tulsa	1 0			

Non-Div. I Games:

Creighton

Average RPI Win: 73		WON-LOST	WINNING	LAST 10	STRENGTH OF		OPP. STRENGTH	TEAM	ADJ	CONF.	ADJ CONF.
Average RPI Loss: 12		RECORD	PCT. RANK	GAMES	SCHEDULE		OF SCHEDULE	RPI	RPI	RPI	RPI
DIV. I ONLY		10-3-2	.73333	18	5		20	6	.62372	7	4
DIV. I NON-CONF.		5-3-0	.625	54	2		13	4	.64842	5	4
TOTALS		RPI 1-25	RPI 26-50		W-L RECORDS		RPI 51-100		RPI 101-150		RPI 150+
10-3-2		1-3-1	2-0-0		OVERALL		5-0-0		1-0-1		1-0-0
8-0-1		1-0-1	1-0-0		HOME		4-0-0		1-0-0		1-0-0
2-2-1		0-2-0	1-0-0		AWAY		1-0-0		0-0-1		0-0-0
0-1-0		0-1-0	0-0-0		NEUTRAL		0-0-0		0-0-0		0-0-0
5-3-0		1-3-0	1-0-0		NON-CONFERENCE		2-0-0		0-0-0		1-0-0
5-0-0		1-0-0	1-0-0		HOME		2-0-0		0-0-0		1-0-0
0-2-0		0-2-0	0-0-		AWAY		0-0-0		0-0-0		0-0-0
0-1-0		0-1-0	0-0-0		NEUTRAL		0-0-0		0-0-0		0-0-0
5-0-2		0-0-1	1-0-0		CONFERENCE		3-0-0		1-0-1		0-0-0
3-0-1		0-0-1	0-0-0		HOME		2-0-0		1-0-0		0-0-0
2-0-1		0-0-0	1-0-0		AWAY		1-0-0		0-0-1		0-0-0
0-0-0		0-0-0	0-0-0		NEUTRAL		0-0-0		0-0-0		0-0-0
RPI S	Opponent	Score		RPI S	Opponent	Score		RPI S	Opponent	Score	
5 A	Notre Dame	0	2	38 A	Tulsa	2	1	55 H	North Florida	2	0
9 H	Georgetown	2	0	42 H	FGCU	2	1	69 H	UConn	1	0
11 A	Denver	0	1					77 A	Temple	1	0
15 H	SMU	2	2					80 H	Cincinnati	3	0
19 N	Indiana	0	2					89 H	Missouri St.	2	0
LAST 10 GAMES											
15 H	SMU	2	2	77 A	Temple	1	0				
111 H	UCF	3	1	11 A	Denver	0	1				
134 A	Memphis	0	0	69 H	UConn	1	0				
80 H	Cincinnati	3	0	42 H	FGCU	2	1				
38 A	Tulsa	2	1	55 H	North Florida	2	0				

Non-Div. I Games:

South Fla.

Average RPI Win:	89	WON-LOST RECORD	WINNING PCT. RANK	LAST 10 GAMES	STRENGTH OF SCHEDULE	OPP. STRENGTH OF SCHEDULE	TEAM RPI	ADJ RPI	CONF. RPI	ADJ CONF. RPI				
DIV. I ONLY		11-1-2	.85714	7	8-0-2	80	15	11	.62067	8	3	3		
DIV. I NON-CONF.		7-1-0	.875	7	4-0-0	115	16	21	.59528	20	7	7		
<hr/>														
TOTALS	RPI 1-25	RPI 26-50		W-L RECORDS		RPI 51-100		RPI 101-150		RPI 150+				
11-1-2	1-1-0	2-0-1		OVERALL		3-0-1		4-0-0		1-0-0				
6-0-2	0-0-0	0-0-1		HOME		1-0-1		4-0-0		1-0-0				
5-1-0	1-1-0	2-0-0		AWAY		2-0-0		0-0-0		0-0-0				
0-0-0	0-0-0	0-0-0		NEUTRAL		0-0-0		0-0-0		0-0-0				
7-1-0	1-1-0	1-0-0		NON-CONFERENCE		0-0-0		4-0-0		1-0-0				
5-0-0	0-0-0	0-0-0		HOME		0-0-0		4-0-0		1-0-0				
2-1-0	1-1-0	1-0-		AWAY		0-0-0		0-0-0		0-0-0				
0-0-0	0-0-0	0-0-0		NEUTRAL		0-0-0		0-0-0		0-0-0				
4-0-2	0-0-0	1-0-1		CONFERENCE		3-0-1		0-0-0		0-0-0				
1-0-2	0-0-0	0-0-1		HOME		1-0-1		0-0-0		0-0-0				
3-0-0	0-0-0	1-0-0		AWAY		2-0-0		0-0-0		0-0-0				
0-0-0	0-0-0	0-0-0		NEUTRAL		0-0-0		0-0-0		0-0-0				
RPI	S	Opponent	Score		RPI	S	Opponent	Score		RPI	S	Opponent	Score	
15	A	SMU	3	2	26	A	Louisville	1	0	57	H	Oregon St.	3	0
18	A	UC Santa Barbara	0	1	33	A	UCLA	2	1	59	H	Washington	0	0
					33	H	UCLA	2	2	73	A	California	2	1
										98	A	San Diego St.	3	1
		</												

Non-Div. I Games:

Stanford

Average RPI Win:	75	WON-LOST	WINNING	LAST 10	STRENGTH OF	OPP. STRENGTH	TEAM	ADJ	CONF.	ADJ CONF.	
Average RPI Loss:	6	RECORD	PCT. RANK	GAMES	SCHEDULE	OF SCHEDULE	RPI	RPI	RPI	RPI	
DIV. I ONLY	10-2-2	.78571	11	9-0-1	19	14	8	.61757	9	6	6
DIV. I NON-CONF.	4-2-2	.625	54	3-0-1	11	3	7	.64457	6	6	6
<hr/>											
TOTALS	RPI 1-25	RPI 26-50		W-L RECORDS		RPI 51-100		RPI 101-150		RPI 150+	
10-2-2	0-2-0	4-0-1		OVERALL		2-0-0		4-0-1		0-0-0	
6-1-0	0-1-0	4-0-0		HOME		1-0-0		1-0-0		0-0-0	
4-1-2	0-1-0	0-0-1		AWAY		1-0-0		3-0-1		0-0-0	
0-0-0	0-0-0	0-0-0		NEUTRAL		0-0-0		0-0-0		0-0-0	
<hr/>											
4-2-2	0-2-0	3-0-1		NON-CONFERENCE		0-0-0		1-0-1		0-0-0	
3-1-0	0-1-0	3-0-0		HOME		0-0-0		0-0-0		0-0-0	
1-1-2	0-1-0	0-1-		AWAY		0-0-0		1-0-1		0-0-0	
0-0-0	0-0-0	0-0-0		NEUTRAL		0-0-0		0-0-0		0-0-0	
<hr/>											
6-0-0	0-0-0	1-0-0		CONFERENCE		2-0-0		3-0-0		0-0-0	
3-0-0	0-0-0	1-0-0		HOME		1-0-0		1-0-0		0-0-0	
3-0-0	0-0-0	0-0-0		AWAY		1-0-0		2-0-0		0-0-0	
0-0-0	0-0-0	0-0-0		NEUTRAL		0-0-0		0-0-0		0-0-0	
<hr/>											
RPI S	Opponent	Score	RPI S	Opponent	Score	RPI S	Opponent	Score	RPI S	Opponent	Score
4 H	Akron	0 1	29 H	Maryland	2 1	63 A	Xavier	1 0	103 H	Marquette	3 0
7 A	South Fla.	0 2	33 H	UCLA	3 1	84 H	Providence	1 0	104 A	West Virginia	3 1
			39 H	Butler	2 0				118 A	DePaul	1 0
			41 H	Radford	5 2				128 A	VCU	2 2
			42 A	FGCU	0 0				138 A	St. John's (NY)	1 0
<hr/>											
			LAST 10 GAMES								
			138 A St. John's (NY)			29 H Maryland			2 1		
			118 A DePaul			84 H Providence			1 0		
			103 H Marquette			104 A West Virginia			3 1		
			39 H Butler			128 A VCU			2 2		
			63 A Xavier			41 H Radford			5 2		

Non-Div. I Games:

Georgetown

Average RPI Win:		80	WON-LOST RECORD		WINNING PCT. RANK		LAST 10 GAMES		STRENGTH OF SCHEDULE		OPP. STRENGTH OF SCHEDULE		TEAM RPI	ADJ RPI		CONF. RPI	ADJ CONF. RPI
DIV. I ONLY			10-4-2		.6875 28		7-2-1		6		9		9	.61742 10		1	1
DIV. I NON-CONF.			7-1-1		.83333 10		4-0-1		49		66		27	.57511 27		1	1
TOTALS		RPI 1-25		RPI 26-50		W-L RECORDS		RPI 51-100		RPI 101-150		RPI 150+					
10-4-2		0-4-0		3-0-1		OVERALL		3-0-0		4-0-1		0-0-0					
7-1-2		0-1-0		2-0-1		HOME		2-0-0		3-0-1		0-0-0					
3-3-0		0-3-0		1-0-0		AWAY		1-0-0		1-0-0		0-0-0					
0-0-0		0-0-0		0-0-0		NEUTRAL		0-0-0		0-0-0		0-0-0					
7-1-1		0-1-0		1-0-0		NON-CONFERENCE		3-0-0		3-0-1		0-0-0					
5-0-1		0-0-0		1-0-0		HOME		2-0-0		2-0-1		0-0-0					
2-1-0		0-1-0		0-0-		AWAY		1-0-0		1-0-0		0-0-0					
0-0-0		0-0-0		0-0-0		NEUTRAL		0-0-0		0-0-0		0-0-0					
3-3-1		0-3-0		2-0-1		CONFERENCE		0-0-0		1-0-0		0-0-0					
2-1-1		0-1-0		1-0-1		HOME		0-0-0		1-0-0		0-0-0					
1-2-0		0-2-0		1-0-0		AWAY		0-0-0		0-0-0		0-0-0					
0-0-0		0-0-0		0-0-0		NEUTRAL		0-0-0		0-0-0		0-0-0					
RPI	S	Opponent		Score		RPI	S	Opponent		Score		RPI	S	Opponent		Score	
1	A	Wake Forest		1	3	26	H	Louisville		1	1	65	H	Albany (NY)		2	1
2	H	Clemson		0	1	27	H	North Carolina St.		2	1	70	A	Colgate		2	0
3	A	North Carolina		1	2	30	A	Duke		3	1	75	H	Binghamton		3	1
21	A	Hofstra		1	2	34	H	Rutgers		2	1						

Non-Div. I Games:

Syracuse

Average RPI Win: 87		WON-LOST RECORD		WINNING PCT. RANK		LAST 10 GAMES		STRENGTH OF SCHEDULE		OPP. STRENGTH OF SCHEDULE		TEAM RPI		ADJ RPI		CONF. RPI		ADJ CONF. RPI	
Average RPI Loss: 0																			
DIV. I ONLY		11-0-3		.89286 3		8-0-2		58		43		10		.61491 11		18		19	
DIV. I NON-CONF.		8-0-2		.9 5		5-0-1		39		17		9		.6415 8		14		14	
TOTALS		RPI 1-25		RPI 26-50		W-L RECORDS		RPI 51-100		RPI 101-150		RPI 150+							
11-0-3		1-0-1		3-0-0		OVERALL		3-0-0		2-0-1		2-0-1							
6-0-1		1-0-0		2-0-0		HOME		2-0-0		1-0-0		0-0-1							
4-0-1		0-0-0		0-0-0		AWAY		1-0-0		1-0-1		2-0-0							
1-0-1		0-0-1		1-0-0		NEUTRAL		0-0-0		0-0-0		0-0-0							
8-0-2		1-0-1		3-0-0		NON-CONFERENCE		2-0-0		2-0-1		0-0-0							
5-0-0		1-0-0		2-0-0		HOME		1-0-0		1-0-0		0-0-0							
2-0-1		0-0-0		0-0-		AWAY		1-0-0		1-0-1		0-0-0							
1-0-1		0-0-1		1-0-0		NEUTRAL		0-0-0		0-0-0		0-0-0							
3-0-1		0-0-0		0-0-0		CONFERENCE		1-0-0		0-0-0		2-0-1							
1-0-1		0-0-0		0-0-0		HOME		1-0-0		0-0-0		0-0-1							
2-0-0		0-0-0		0-0-0		AWAY		0-0-0		0-0-0		2-0-0							
0-0-0		0-0-0		0-0-0		NEUTRAL		0-0-0		0-0-0		0-0-0							
RPI S	Opponent	Score		RPI S	Opponent	Score		RPI S	Opponent	Score		RPI S	Opponent	Score					
7 H	South Fla.	1	0	40 N	San Diego	2	1	66 A	Saint Louis	1	0	120 H	Army West Point	1	0				
18 N	UC Santa Barbara	2	2	43 H	Gonzaga	2	1	83 H	CSU Bakersfield	4	0	123 A	Portland	0	0				
				45 H	Utah Valley	2	1	99 H	Omaha	1	0	138 A	St. John's (NY)	2	1				
												153 A	Oral Roberts	1	0				
												160 A	Western Ill.	2	0				
												171 H	IUPUI	1	1				
				LAST 10 GAMES															
				123 A	Portland	0	0	7 H	South Fla.	1	0								
				99 H	Omaha	1	0	160 A	Western Ill.	2	0								
				153 A	Oral Roberts	1	0	45 H	Utah Valley	2	1								
				43 H	Gonzaga	2	1	66 A	Saint Louis	1	0								
				171 H	IUPUI	1	1	138 A	St. John's (NY)	2	1								

Non-Div. I Games:

Denver

Seattle

Seattle

Average RPI Win:	108	WON-LOST RECORD	WINNING PCT. RANK	LAST 10 GAMES	STRENGTH OF SCHEDULE	OPP. STRENGTH OF SCHEDULE	TEAM RPI	ADJ RPI	CONF. RPI	ADJ CONF. RPI	
DIV. I ONLY		11-1-1	.88462 4	8-1-1	111	44	13	.60467 13	17	18	
DIV. I NON-CONF.		6-0-1	.92857 4	3-0-1	8	7	1	.68499 1	18	18	
<hr/>											
TOTALS	RPI 1-25	RPI 26-50		W-L RECORDS	RPI 51-100		RPI 101-150		RPI 150+		
11-1-1	2-0-1	1-0-0		OVERALL	2-0-0		3-1-0		3-0-0		
6-0-0	1-0-0	1-0-0		HOME	1-0-0		1-0-0		2-0-0		
5-1-1	1-0-1	0-0-0		AWAY	1-0-0		2-1-0		1-0-0		
0-0-0	0-0-0	0-0-0		NEUTRAL	0-0-0		0-0-0		0-0-0		
<hr/>											
6-0-1	2-0-1	1-0-0		NON-CONFERENCE	2-0-0		1-0-0		0-0-0		
3-0-0	1-0-0	1-0-0		HOME	1-0-0		0-0-0		0-0-0		
3-0-1	1-0-1	0-0-		AWAY	1-0-0		1-0-0		0-0-0		
0-0-0	0-0-0	0-0-0		NEUTRAL	0-0-0		0-0-0		0-0-0		
<hr/>											
5-1-0	0-0-0	0-0-0		CONFERENCE	0-0-0		2-1-0		3-0-0		
3-0-0	0-0-0	0-0-0		HOME	0-0-0		1-0-0		2-0-0		
2-1-0	0-0-0	0-0-0		AWAY	0-0-0		1-1-0		1-0-0		
0-0-0	0-0-0	0-0-0		NEUTRAL	0-0-0		0-0-0		0-0-0		
<hr/>											
RPI S	Opponent	Score		RPI S	Opponent	Score		RPI S	Opponent	Score	
2 A	Clemson	1	1	28 H	Charlotte	2	0	113 H	Campbell	2	1
16 A	Old Dominion	2	0					128 A	VCU	2	0
21 H	Hofstra	2	1					135 A	UNC Asheville	2	3
								145 A	Longwood	2	1
								169 H	Gardner-Webb	4	0
								183 H	Liberty	1	0
								201 A	Presbyterian	2	0
<hr/>											
LAST 10 GAMES											
145 A Longwood				2	1	201 A Presbyterian				2	0
21 H Hofstra				2	1	169 H Gardner-Webb				4	0
183 H Liberty				1	0	92 A UAB				3	1
113 H Campbell				2	1	88 H William & Mary				2	0
135 A UNC Asheville				2	3	2 A Clemson				1	1

Non-Div. I Games:

Coastal Caro.

Average RPI Win:	69	WON-LOST	WINNING		LAST 10	STRENGTH OF		OPP. STRENGTH	TEAM	ADJ		CONF.	ADJ CONF.				
Average RPI Loss:	75	RECORD	PCT. RANK		GAMES	SCHEDULE		OF SCHEDULE	RPI	RPI	RPI	RPI					
DIV. I ONLY		9-5-2	.625	51	8-1-1	18		49	21	.58736	17	2	2				
DIV. I NON-CONF.		6-3-1	.65	50	5-0-0	20		63	23	.58734	23	3	2				
TOTALS		RPI 1-25		RPI 26-50		W-L RECORDS		RPI 51-100		RPI 101-150		RPI 150+					
9-5-2		1-0-1		3-2-0		OVERALL		2-2-1		3-1-0		0-0-0					
6-1-1		0-0-0		1-0-0		HOME		2-1-1		3-0-0		0-0-0					
3-4-1		1-0-1		2-2-0		AWAY		0-1-0		0-1-0		0-0-0					
0-0-0		0-0-0		0-0-0		NEUTRAL		0-0-0		0-0-0		0-0-0					
6-3-1		0-0-1		2-0-0		NON-CONFERENCE		2-2-0		2-1-0		0-0-0					
5-1-0		0-0-0		1-0-0		HOME		2-1-0		2-0-0		0-0-0					
1-2-1		0-0-1		1-0-		AWAY		0-1-0		0-1-0		0-0-0					
0-0-0		0-0-0		0-0-0		NEUTRAL		0-0-0		0-0-0		0-0-0					
3-2-1		1-0-0		1-2-0		CONFERENCE		0-0-1		1-0-0		0-0-0					
1-0-1		0-0-0		0-0-0		HOME		0-0-1		1-0-0		0-0-0					
2-2-0		1-0-0		1-2-0		AWAY		0-0-0		0-0-0		0-0-0					
0-0-0		0-0-0		0-0-0		NEUTRAL		0-0-0		0-0-0		0-0-0					
RPI	S	Opponent		Score		RPI	S	Opponent		Score		RPI	S	Opponent		Score	
4	A	Akron		3	3	26	H	Louisville		1	0	109	H	Bowling Green		2	1
19	A	Indiana		1	0	34	A	Rutgers		0	1	72	H	Cal St. Fullerton		2	0
						35	A	Northwestern		1	2	75	H	Binghamton		0	1
						46	A	Kentucky		1	0	76	H	Penn St.		1	1
						47	A	Michigan St.		2	1	97	A	Navy		0	3

Non-Div. I Games:

Ohio St.

Average RPI Win:	86	WON-LOST RECORD	WINNING PCT. RANK	LAST 10 GAMES	STRENGTH OF SCHEDULE	OPP. STRENGTH OF SCHEDULE	TEAM RPI	ADJ RPI	CONF. RPI	ADJ CONF. RPI					
DIV. I ONLY		10-5-2	.64706	43	6-3-1	21	38	18	.58587	18	7	7			
DIV. I NON-CONF.		5-3-1	.61111	61	1-1-0	14	21	16	.60935	11	5	5			
<hr/>															
TOTALS	RPI 1-25	RPI 26-50		W-L RECORDS		RPI 51-100		RPI 101-150		RPI 150+					
10-5-2	1-2-2	2-1-0		OVERALL		4-1-0		2-1-0		1-0-0					
6-1-1	1-1-1	1-0-0		HOME		2-0-0		2-0-0		0-0-0					
4-4-0	0-1-0	1-1-0		AWAY		2-1-0		0-1-0		1-0-0					
0-0-1	0-0-1	0-0-0		NEUTRAL		0-0-0		0-0-0		0-0-0					
5-3-1	1-1-1	2-1-0		NON-CONFERENCE		1-1-0		0-0-0		1-0-0					
3-1-0	1-1-0	1-0-0		HOME		1-0-0		0-0-0		0-0-0					
2-2-0	0-0-0	1-0-		AWAY		0-1-0		0-0-0		1-0-0					
0-0-1	0-0-1	0-0-0		NEUTRAL		0-0-0		0-0-0		0-0-0					
5-2-1	0-1-1	0-0-0		CONFERENCE		3-0-0		2-1-0		0-0-0					
3-0-1	0-0-1	0-0-0		HOME		1-0-0		2-0-0		0-0-0					
2-2-0	0-1-0	0-0-0		AWAY		2-0-0		0-1-0		0-0-0					
0-0-0	0-0-0	0-0-0		NEUTRAL		0-0-0		0-0-0		0-0-0					
RPI	S	Opponent	Score	RPI	S	Opponent	Score	RPI	S	Opponent	Score				
4	H	Akron	0 2	33	A	UCLA	4 2	51	A	CSUN	2 1	117	H	UC Davis	2 1
8	H	Stanford	1 0	37	A	New Mexico	1 2	69	A	UConn	1 2	125	A	Sacramento St.	2 5
11	N	Denver	2 2	40	H	San Diego	4 0	72	H	Cal St. Fullerton	2 1	137	H	UC Riverside	2 0
23	A	Cal Poly	2 3					94	A	UC Irvine	3 1	203	A	Yale	2 0
23	H	Cal Poly	2 2					100	H	Col. of Charleston	3 1				
<hr/>															
				LAST 10 GAMES											
				23 H Cal Poly 2 2				137 H UC Riverside 2 0							
				117 H UC Davis 2 1				51 A CSUN 2 1							
				23 A Cal Poly 2 3				94 A UC Irvine 3 1							
				125 A Sacramento St. 2 5				40 H San Diego 4 0							
				72 H Cal St. Fullerton 2 1				4 H Akron 0 2							

Non-Div. I Games:

UC Santa Barbara

Average RPI Win:	85	WON-LOST RECORD	WINNING PCT. RANK	LAST 10 GAMES	STRENGTH OF SCHEDULE	OPP. STRENGTH OF SCHEDULE	TEAM RPI	ADJ RPI	CONF. RPI	ADJ CONF. RPI	
DIV. I ONLY		9-4-2	.66667 39	6-2-2	63	5	24	.57987 19	2	2	
DIV. I NON-CONF.		7-1-1	.83333 10	4-0-1	103	2	45	.55337 42	3	2	
<hr/>											
TOTALS	RPI 1-25	RPI 26-50		W-L RECORDS	RPI 51-100		RPI 101-150		RPI 150+		
9-4-2	1-2-0	3-1-2		OVERALL	2-1-0		1-0-0		2-0-0		
5-3-0	0-2-0	2-1-0		HOME	0-0-0		1-0-0		2-0-0		
2-1-2	0-0-0	1-0-2		AWAY	1-1-0		0-0-0		0-0-0		
2-0-0	1-0-0	0-0-0		NEUTRAL	1-0-0		0-0-0		0-0-0		
7-1-1	1-1-0	1-0-1		NON-CONFERENCE	2-0-0		1-0-0		2-0-0		
4-1-0	0-1-0	1-0-0		HOME	0-0-0		1-0-0		2-0-0		
1-0-1	0-0-0	0-1-		AWAY	1-0-0		0-0-0		0-0-0		
2-0-0	1-0-0	0-0-0		NEUTRAL	1-0-0		0-0-0		0-0-0		
2-3-1	0-1-0	2-1-1		CONFERENCE	0-1-0		0-0-0		0-0-0		
1-2-0	0-1-0	1-1-0		HOME	0-0-0		0-0-0		0-0-0		
1-1-1	0-0-0	1-0-1		AWAY	0-1-0		0-0-0		0-0-0		
0-0-0	0-0-0	0-0-0		NEUTRAL	0-0-0		0-0-0		0-0-0		
RPI S	Opponent	Score	RPI S	Opponent	Score	RPI S	Opponent	Score	RPI S	Opponent	Score
5 H	Notre Dame	0 1	26 H	Louisville	2 1	66 A	Saint Louis	3 2	138 H	St. John's (NY)	1 0
7 N	South Fla.	2 0	29 A	Maryland	0 0	76 A	Penn St.	0 1	171 H	IUPUI	4 0
17 H	Ohio St.	0 1	34 H	Rutgers	1 4	92 N	UAB	2 1	187 H	Evansville	3 0
			35 A	Northwestern	1 0						
			39 A	Butler	2 2						
			44 H	Michigan	1 0						
LAST 10 GAMES											
			44 H	Michigan	1 0	66 A	Saint Louis	3 2			
			26 H	Louisville	2 1	35 A	Northwestern	1 0			
			29 A	Maryland	0 0	187 H	Evansville	3 0			
			17 H	Ohio St.	0 1	34 H	Rutgers	1 4			
			171 H	IUPUI	4 0	39 A	Butler	2 2			

Non-Div. I Games:

Indiana

F
I
U

FIU

Average RPI Win:	99	WON-LOST	WINNING	LAST 10	STRENGTH OF	OPP. STRENGTH	TEAM	ADJ	CONF.	ADJ CONF.	
Average RPI Loss:	45	RECORD	PCT. RANK	GAMES	SCHEDULE	OF SCHEDULE	RPI	RPI	RPI	RPI	
DIV. I ONLY	11-5-0	.6875	28	6-4-0	31	59	17	.57841	21	10	10
DIV. I NON-CONF.	5-4-0	.55556	83	0-3-0	22	45	15	.60121	17	8	8
<hr/>											
TOTALS	RPI 1-25	RPI 26-50		W-L RECORDS		RPI 51-100		RPI 101-150		RPI 150+	
11-5-0	2-2-0	1-1-0		OVERALL		1-2-0		5-0-0		2-0-0	
6-0-0	2-0-0	1-0-0		HOME		0-0-0		3-0-0		0-0-0	
5-5-0	0-2-0	0-1-0		AWAY		1-2-0		2-0-0		2-0-0	
0-0-0	0-0-0	0-0-0		NEUTRAL		0-0-0		0-0-0		0-0-0	
5-4-0	1-2-0	0-1-0		NON-CONFERENCE		0-1-0		3-0-0		1-0-0	
2-0-0	1-0-0	0-0-0		HOME		0-0-0		1-0-0		0-0-0	
3-4-0	0-2-0	0-0-		AWAY		0-1-0		2-0-0		1-0-0	
0-0-0	0-0-0	0-0-0		NEUTRAL		0-0-0		0-0-0		0-0-0	
6-1-0	1-0-0	1-0-0		CONFERENCE		1-1-0		2-0-0		1-0-0	
4-0-0	1-0-0	1-0-0		HOME		0-0-0		2-0-0		0-0-0	
2-1-0	0-0-0	0-0-0		AWAY		1-1-0		0-0-0		1-0-0	
0-0-0	0-0-0	0-0-0		NEUTRAL		0-0-0		0-0-0		0-0-0	
RPI S	Opponent	Score		RPI S	Opponent	Score		RPI S	Opponent	Score	
10 H	Syracuse	2	1	30 A	Duke	2	3	60 A	American	0	2
13 A	Coastal Caro.	1	2	36 H	UNCW	2	1	88 A	William & Mary	1	0
22 A	Dartmouth	0	3					100 A	Col. of Charleston	0	1
24 H	Elon	1	0								

Non-Div. I Games:

Hofstra

Average RPI Win: 100		WON-LOST RECORD		WINNING PCT. RANK		LAST 10 GAMES		STRENGTH OF SCHEDULE		OPP. STRENGTH OF SCHEDULE		TEAM RPI		ADJ RPI		CONF. RPI		ADJ CONF. RPI	
DIV. I ONLY		8-3-1		.70833 21		7-3-0		40		72		19		.57748 22		13		13	
DIV. I NON-CONF.		4-3-1		.5625 73		3-3-0		21		36		13		.60741 13		11		11	
TOTALS		RPI 1-25		RPI 26-50		W-L RECORDS		RPI 51-100		RPI 101-150		RPI 150+							
8-3-1		1-1-0		1-0-0		OVERALL		2-2-1		2-0-0		2-0-0							
5-1-0		1-0-0		1-0-0		HOME		1-1-0		2-0-0		0-0-0							
3-2-1		0-1-0		0-0-0		AWAY		1-1-1		0-0-0		2-0-0							
0-0-0		0-0-0		0-0-0		NEUTRAL		0-0-0		0-0-0		0-0-0							
4-3-1		1-1-0		0-0-0		NON-CONFERENCE		1-2-1		2-0-0		0-0-0							
3-1-0		1-0-0		0-0-0		HOME		0-1-0		2-0-0		0-0-0							
1-2-1		0-1-0		0-0-		AWAY		1-1-1		0-0-0		0-0-0							
0-0-0		0-0-0		0-0-0		NEUTRAL		0-0-0		0-0-0		0-0-0							
4-0-0		0-0-0		1-0-0		CONFERENCE		1-0-0		0-0-0		2-0-0							
2-0-0		0-0-0		1-0-0		HOME		1-0-0		0-0-0		0-0-0							
2-0-0		0-0-0		0-0-0		AWAY		0-0-0		0-0-0		2-0-0							
0-0-0		0-0-0		0-0-0		NEUTRAL		0-0-0		0-0-0		0-0-0							
RPI S	Opponent		Score		RPI S	Opponent		Score		RPI S	Opponent		Score		RPI S	Opponent		Score	
12 A	Seattle		1	2	48 H	Princeton		1	0	59 A	Washington		2	3	106 H	Vermont		2	1
21 H	Hofstra		3	0						65 A	Albany (NY)		3	0	112 H	Holy Cross		1	0
										67 H	Columbia		2	1	177 A	Penn		1	0
										69 A	UConn		0	0	203 A	Yale		1	0
										70 H	Colgate		0	1					
LAST 10 GAMES																			
	67 H Columbia		2	1		21 H Hofstra		3	0										
	177 A Penn		1	0		12 A Seattle		1	2										
	203 A Yale		1	0		59 A Washington		2	3										
	106 H Vermont		2	1		65 A Albany (NY)		3	0										
	48 H Princeton		1	0		70 H Colgate		0	1										

Non-Div. I Games:

Dartmouth

Average RPI Win:	76	WON-LOST RECORD	WINNING PCT. RANK	LAST 10 GAMES	STRENGTH OF SCHEDULE	OPP. STRENGTH OF SCHEDULE	TEAM RPI	ADJ RPI	CONF. RPI	ADJ CONF. RPI	
Average RPI Loss:	79										
DIV. I ONLY	9-3-4	.6875	28	6-1-3	50	26	26	.57663	23	7	7
DIV. I NON-CONF.	5-2-1	.6875	42	2-0-0	47	22	26	.58306	24	5	5
<hr/>											
TOTALS	RPI 1-25	RPI 26-50		W-L RECORDS	RPI 51-100		RPI 101-150		RPI 150+		
9-3-4	2-0-1	1-1-1		OVERALL	3-1-2		3-1-0		0-0-0		
6-0-1	1-0-0	1-0-0		HOME	1-0-1		3-0-0		0-0-0		
2-3-3	0-0-1	0-1-1		AWAY	2-1-1		0-1-0		0-0-0		
1-0-0	1-0-0	0-0-0		NEUTRAL	0-0-0		0-0-0		0-0-0		
5-2-1	1-0-0	1-1-1		NON-CONFERENCE	2-1-0		1-0-0		0-0-0		
3-0-0	0-0-0	1-0-0		HOME	1-0-0		1-0-0		0-0-0		
1-2-1	0-0-0	0-1-		AWAY	1-1-0		0-0-0		0-0-0		
1-0-0	1-0-0	0-0-0		NEUTRAL	0-0-0		0-0-0		0-0-0		
4-1-3	1-0-1	0-0-0		CONFERENCE	1-0-2		2-1-0		0-0-0		
3-0-1	1-0-0	0-0-0		HOME	0-0-1		2-0-0		0-0-0		
1-1-2	0-0-1	0-0-0		AWAY	1-0-1		0-1-0		0-0-0		
0-0-0	0-0-0	0-0-0		NEUTRAL	0-0-0		0-0-0		0-0-0		
RPI S	Opponent	Score		RPI S	Opponent	Score		RPI S	Opponent	Score	
12 N	Seattle	1	0	33 A	UCLA	1	4	51 A	CSUN	1	0
18 A	UC Santa Barbara	2	2	43 A	Gonzaga	1	1	54 A	Loyola Marymount	2	0
18 H	UC Santa Barbara	3	2	50 H	UNLV	2	1	72 H	Cal St. Fullerton	0	0
								87 A	Santa Clara	0	1
								94 A	UC Irvine	1	1
								100 H	Col. of Charleston	2	1
<hr/>											
LAST 10 GAMES											
18 A UC Santa Barbara				2	2	72 H Cal St. Fullerton				0	0
125 H Sacramento St.				2	0	94 A UC Irvine				1	1
18 H UC Santa Barbara				3	2	51 A CSUN				1	0
117 A UC Davis				2	3	54 A Loyola Marymount				2	0
137 H UC Riverside				2	1	100 H Col. of Charleston				2	1

Non-Div. I Games:

Cal Poly

Average RPI Win:	115	WON-LOST	WINNING	LAST 10	STRENGTH OF	OPP. STRENGTH	TEAM	ADJ	CONF.	ADJ CONF.				
Average RPI Loss:	43	RECORD	PCT. RANK	GAMES	SCHEDULE	OF SCHEDULE	RPI	RPI	RPI	RPI				
DIV. I ONLY		12-4-0	.75	14	6-4-0	115	34	27	.57542	24	10	10		
DIV. I NON-CONF.		7-2-0	.77778	21	1-2-0	80	15	24	.58781	22	8	8		

TOTALS	RPI 1-25	RPI 26-50		W-L RECORDS		RPI 51-100		RPI 101-150		RPI 150+				
12-4-0	1-1-0	1-2-0		OVERALL		1-1-0		5-0-0		4-0-0				
5-0-0	0-0-0	0-0-0		HOME		0-0-0		2-0-0		3-0-0				
3-4-0	1-1-0	1-2-0		AWAY		0-1-0		1-0-0		0-0-0				
4-0-0	0-0-0	0-0-0		NEUTRAL		1-0-0		2-0-0		1-0-0				
7-2-0	1-0-0	0-2-0		NON-CONFERENCE		1-0-0		3-0-0		2-0-0				
2-0-0	0-0-0	0-0-0		HOME		0-0-0		1-0-0		1-0-0				
1-2-0	1-0-0	0-0-		AWAY		0-0-0		0-0-0		0-0-0				
4-0-0	0-0-0	0-0-0		NEUTRAL		1-0-0		2-0-0		1-0-0				
5-2-0	0-1-0	1-0-0		CONFERENCE		0-1-0		2-0-0		2-0-0				
3-0-0	0-0-0	0-0-0		HOME		0-0-0		1-0-0		2-0-0				
2-2-0	0-1-0	1-0-0		AWAY		0-1-0		1-0-0		0-0-0				
0-0-0	0-0-0	0-0-0		NEUTRAL		0-0-0		0-0-0		0-0-0				
RPI	S	Opponent	Score		RPI	S	Opponent	Score		RPI	S	Opponent	Score	
1	A	Wake Forest	1	0	30	A	Duke	1	2	55	N	North Florida	5	2
21	A	Hofstra	0	1	32	A	South Carolina	1	3	88	A	William & Mary	1	4
					36	A	UNCW	2	1					
														</

Non-Div. I Games:

Elon

Average RPI Win:	95	WON-LOST	WINNING	LAST 10	STRENGTH OF	OPP. STRENGTH	TEAM	ADJ	CONF.	ADJ CONF.	
Average RPI Loss:	26	RECORD	PCT. RANK	GAMES	SCHEDULE	OF SCHEDULE	RPI	RPI	RPI	RPI	
DIV. I ONLY	9-3-2	.71429	20	7-3-0	85	6	22	.5717	25	1	1
DIV. I NON-CONF.	5-1-1	.78571	17	3-1-0	121	43	49	.54045	50	1	1
<hr/>											
TOTALS	RPI 1-25	RPI 26-50		W-L RECORDS		RPI 51-100		RPI 101-150		RPI 150+	
9-3-2	0-2-0	3-0-2		OVERALL		1-1-0		3-0-0		2-0-0	
7-1-1	0-0-0	3-0-1		HOME		0-1-0		2-0-0		2-0-0	
2-2-1	0-2-0	0-0-1		AWAY		1-0-0		1-0-0		0-0-0	
0-0-0	0-0-0	0-0-0		NEUTRAL		0-0-0		0-0-0		0-0-0	
5-1-1	0-0-0	1-0-1		NON-CONFERENCE		0-1-0		2-0-0		2-0-0	
4-1-1	0-0-0	1-0-1		HOME		0-1-0		1-0-0		2-0-0	
1-0-0	0-0-0	0-0-		AWAY		0-0-0		1-0-0		0-0-0	
0-0-0	0-0-0	0-0-0		NEUTRAL		0-0-0		0-0-0		0-0-0	
4-2-1	0-2-0	2-0-1		CONFERENCE		1-0-0		1-0-0		0-0-0	
3-0-0	0-0-0	2-0-0		HOME		0-0-0		1-0-0		0-0-0	
1-2-1	0-2-0	0-0-1		AWAY		1-0-0		0-0-0		0-0-0	
0-0-0	0-0-0	0-0-0		NEUTRAL		0-0-0		0-0-0		0-0-0	
RPI	S	Opponent	Score	RPI	S	Opponent	Score	RPI	S	Opponent	Score
5	A	Notre Dame	1 3	26	H	Louisville	3 2	60	H	American	0 1
14	A	Boston College	1 2	27	H	North Carolina St.	1 0	71	A	Virginia Tech	1 0
				28	H	Charlotte	1 0				
				30	A	Duke	2 2				
				38	H	Tulsa	1 1				

Non-Div. I Games:

Virginia

Average RPI Win:	83	WON-LOST	WINNING	LAST 10	STRENGTH OF	OPP. STRENGTH	TEAM	ADJ	CONF.	ADJ CONF.		
Average RPI Loss:	20	RECORD	PCT. RANK	GAMES	SCHEDULE	OF SCHEDULE	RPI	RPI	RPI	RPI		
DIV. I ONLY		6-7-3	.46875	119	3-5-2	3	12	28	.56768	26	1	1
DIV. I NON-CONF.		5-4-0	.55556	83	2-2-0	32	50	60	.53208	61	1	1
<hr/>												
TOTALS	RPI 1-25	RPI 26-50		W-L RECORDS		RPI 51-100		RPI 101-150		RPI 150+		
6-7-3	1-6-1	1-0-1		OVERALL		2-1-1		2-0-0		0-0-0		
6-2-2	1-1-0	1-0-1		HOME		2-1-1		2-0-0		0-0-0		
0-5-1	0-5-1	0-0-0		AWAY		0-0-0		0-0-0		0-0-0		
0-0-0	0-0-0	0-0-0		NEUTRAL		0-0-0		0-0-0		0-0-0		
5-4-0	0-3-0	1-0-0		NON-CONFERENCE		2-1-0		2-0-0		0-0-0		
5-2-0	0-1-0	1-0-0		HOME		2-1-0		2-0-0		0-0-0		
0-2-0	0-2-0	0-0-		AWAY		0-0-0		0-0-0		0-0-0		
0-0-0	0-0-0	0-0-0		NEUTRAL		0-0-0		0-0-0		0-0-0		
1-3-3	1-3-1	0-0-1		CONFERENCE		0-0-1		0-0-0		0-0-0		
1-0-2	1-0-0	0-0-1		HOME		0-0-1		0-0-0		0-0-0		
0-3-1	0-3-1	0-0-0		AWAY		0-0-0		0-0-0		0-0-0		
0-0-0	0-0-0	0-0-0		NEUTRAL		0-0-0		0-0-0		0-0-0		
RPI S	Opponent	Score	RPI S	Opponent	Score	RPI S	Opponent	Score	RPI S	Opponent	Score	
2 A	Clemson	2 4	27 H	North Carolina St.	1 1	66 H	Saint Louis	2 3	134 H	Memphis	4 0	
3 A	North Carolina	1 2	46 H	Kentucky	2 0	69 H	UConn	2 1	146 H	Stony Brook	3 1	
8 H	Stanford	0 1				71 H	Virginia Tech	1 1				
10 A	Syracuse	1 1				88 H	William & Mary	2 1				
14 H	Boston College	2 1										
17 A	Ohio St.	0 1										
19 A	Indiana	1 2										
25 A	Virginia	2 3										
<hr/>												
LAST 10 GAMES												
3 A	North Carolina	1 2	25 A	Virginia	2 3							
19 A	Indiana	1 2	17 A	Ohio St.	0 1							
14 H	Boston College	2 1	27 H	North Carolina St.	1 1							
69 H	UConn	2 1	134 H	Memphis	4 0							
2 A	Clemson	2 4	71 H	Virginia Tech	1 1							

Non-Div. I Games:

Louisville

Average RPI Win: 108		WON-LOST	WINNING	LAST 10	STRENGTH OF		OPP. STRENGTH	TEAM	ADJ	CONF.	ADJ CONF.
Average RPI Loss: 45		RECORD	PCT. RANK	GAMES	SCHEDULE		OF SCHEDULE	RPI	RPI	RPI	RPI
DIV. I ONLY		8-4-3	.63333	47	4-3-3		34	8	25	.56702	27
DIV. I NON-CONF.		7-1-0	.875	7	4-0-0		131	110	85	.50677	81
TOTALS		RPI 1-25	RPI 26-50		W-L RECORDS		RPI 51-100		RPI 101-150		RPI 150+
8-4-3		1-2-2	1-1-1		OVERALL		2-0-0		1-1-0		3-0-0
6-0-2		1-0-2	1-0-0		HOME		2-0-0		0-0-0		2-0-0
1-4-1		0-2-0	0-1-1		AWAY		0-0-0		0-1-0		1-0-0
1-0-0		0-0-0	0-0-0		NEUTRAL		0-0-0		1-0-0		0-0-0
7-1-0		0-0-0	1-0-0		NON-CONFERENCE		2-0-0		1-1-0		3-0-0
5-0-0		0-0-0	1-0-0		HOME		2-0-0		0-0-0		2-0-0
1-1-0		0-0-0	0-0-		AWAY		0-0-0		0-1-0		1-0-0
1-0-0		0-0-0	0-0-0		NEUTRAL		0-0-0		1-0-0		0-0-0
1-3-3		1-2-2	0-1-1		CONFERENCE		0-0-0		0-0-0		0-0-0
1-0-2		1-0-2	0-0-0		HOME		0-0-0		0-0-0		0-0-0
0-3-1		0-2-0	0-1-1		AWAY		0-0-0		0-0-0		0-0-0
0-0-0		0-0-0	0-0-0		NEUTRAL		0-0-0		0-0-0		0-0-0
RPI S	Opponent	Score	RPI S	Opponent	Score	RPI S	Opponent	Score	RPI S	Opponent	Score
1	H Wake Forest	0 0	26	A Louisville	1 1	90	H Wofford	2 1	115	A Davidson	1 2
5	H Notre Dame	1 1	30	A Duke	2 6	100	H Col. of Charleston	2 0	116	N Furman	2 1
10	A Syracuse	1 2	32	H South Carolina	2 1				158	H Appalachian St.	2 1
14	H Boston College	2 1							169	H Gardner-Webb	4 3
25	A Virginia	0 1							183	A Liberty	2 0
LAST 10 GAMES											
10	A Syracuse	1 2	5	H Notre Dame	1 1						
158	H Appalachian St.	2 1	26	A Louisville	1 1						
30	A Duke	2 6	169	H Gardner-Webb	4 3						
32	H South Carolina	2 1	25	A Virginia	0 1						
1	H Wake Forest	0 0	90	H Wofford	2 1						

Non-Div. I Games:

North Carolina St.

Average RPI Win:		107	WON-LOST RECORD		WINNING PCT. RANK		LAST 10 GAMES		STRENGTH OF SCHEDULE		OPP. STRENGTH OF SCHEDULE		TEAM RPI		ADJ RPI		CONF. RPI		ADJ CONF. RPI	
DIV. I ONLY			7-4-2		.61538 54		6-2-2		28		39		32		.56686 28		5		5	
DIV. I NON-CONF.			3-4-1		.4375 132		2-2-1		30		39		28		.57136 29		2		3	
TOTALS		RPI 1-25		RPI 26-50		W-L RECORDS		RPI 51-100		RPI 101-150		RPI 150+								
7-4-2		1-3-1		1-0-0		OVERALL		1-1-1		1-0-0		3-0-0								
5-1-1		0-1-1		1-0-0		HOME		1-0-0		1-0-0		2-0-0								
2-3-1		1-2-0		0-0-0		AWAY		0-1-1		0-0-0		1-0-0								
0-0-0		0-0-0		0-0-0		NEUTRAL		0-0-0		0-0-0		0-0-0								
3-4-1		0-3-0		0-0-0		NON-CONFERENCE		1-1-1		1-0-0		1-0-0								
3-1-0		0-1-0		0-0-0		HOME		1-0-0		1-0-0		1-0-0								
0-3-1		0-2-0		0-0-		AWAY		0-1-1		0-0-0		0-0-0								
0-0-0		0-0-0		0-0-0		NEUTRAL		0-0-0		0-0-0		0-0-0								
4-0-1		1-0-1		1-0-0		CONFERENCE		0-0-0		0-0-0		2-0-0								
2-0-1		0-0-1		1-0-0		HOME		0-0-0		0-0-0		1-0-0								
2-0-0		1-0-0		0-0-0		AWAY		0-0-0		0-0-0		1-0-0								
0-0-0		0-0-0		0-0-0		NEUTRAL		0-0-0		0-0-0		0-0-0								
RPI	S	Opponent		Score		RPI	S	Opponent		Score		RPI	S	Opponent		Score				
2	H	Clemson		0	1	32	H	South Carolina		2	0	71	H	Virginia Tech		5	0			
13	A	Coastal Caro.		0	2							88	A	William & Mary		0	0			
16	H	Old Dominion		1	1							90	A	Wofford		0	1			
20	A	FIU		1	0															
25	A	Virginia		0	1															
LAST 10 GAMES																				
						32	H	South Carolina		2	0	20	A	FIU		1	0			
						71	H	Virginia Tech		5	0	90	A	Wofford		0	1			
						186	A	Fla. Atlantic		2	0	16	H	Old Dominion		1	1			
						151	H	Marshall		3	1	88	A	William & Mary		0	0			
						2	H	Clemson		0	1	122	H	Winthrop		3	2			

Non-Div. I Games:

Charlotte

Average RPI Win: 85		WON-LOST RECORD		WINNING PCT. RANK		LAST 10 GAMES		STRENGTH OF SCHEDULE		OPP. STRENGTH OF SCHEDULE		TEAM RPI		ADJ RPI		CONF. RPI		ADJ CONF. RPI	
DIV. I ONLY		7-4-4		.6 62		5-3-2		24		7		30		.56677 29		2		2	
DIV. I NON-CONF.		5-3-1		.61111 61		3-2-0		23		5		25		.58014 25		3		2	
TOTALS		RPI 1-25		RPI 26-50		W-L RECORDS		RPI 51-100		RPI 101-150		RPI 150+							
7-4-4		0-2-2		1-1-2		OVERALL		4-0-0		2-1-0		0-0-0							
4-3-2		0-1-1		1-1-1		HOME		3-0-0		0-1-0		0-0-0							
2-1-1		0-1-0		0-0-1		AWAY		1-0-0		1-0-0		0-0-0							
1-0-1		0-0-1		0-0-0		NEUTRAL		0-0-0		1-0-0		0-0-0							
5-3-1		0-2-1		1-0-0		NON-CONFERENCE		3-0-0		1-1-0		0-0-0							
4-2-0		0-1-0		1-0-0		HOME		3-0-0		0-1-0		0-0-0							
0-1-0		0-1-0		0-0-		AWAY		0-0-0		0-0-0		0-0-0							
1-0-1		0-0-1		0-0-0		NEUTRAL		0-0-0		1-0-0		0-0-0							
2-1-3		0-0-1		0-1-2		CONFERENCE		1-0-0		1-0-0		0-0-0							
0-1-2		0-0-1		0-1-1		HOME		0-0-0		0-0-0		0-0-0							
2-0-1		0-0-0		0-0-1		AWAY		1-0-0		1-0-0		0-0-0							
0-0-0		0-0-0		0-0-0		NEUTRAL		0-0-0		0-0-0		0-0-0							
RPI	S	Opponent		Score		RPI	S	Opponent		Score		RPI	S	Opponent		Score			
4	H	Akron		2	3	33	H	UCLA		2	1	59	H	Washington		1	0		
5	N	Notre Dame		0	0	35	H	Northwestern		1	2	68	H	Villanova		2	0		
9	A	Georgetown		1	2	44	H	Michigan		0	0	76	A	Penn St.		4	3		
19	H	Indiana		0	0	47	A	Michigan St.		0	0	97	H	Navy		1	0		
LAST 10 GAMES						LAST 10 GAMES													
59 H Washington 1 0						35 H Northwestern 1 2													
101 H Delaware 1 2						121 A Wisconsin 4 1													
19 H Indiana 0 0						9 A Georgetown 1 2													
76 A Penn St. 4 3						47 A Michigan St. 0 0													
68 H Villanova 2 0						97 H Navy 1 0													

Non-Div. I Games:

Maryland

Duke				Through Games Of Oct. 25, 2015											
Average RPI Win:	96	WON-LOST RECORD	WINNING PCT. RANK	LAST 10 GAMES	STRENGTH OF SCHEDULE	OPP. STRENGTH OF SCHEDULE	TEAM RPI	ADJ RPI	CONF. RPI	ADJ CONF. RPI					
Average RPI Loss:	28														
DIV. I ONLY		8-6-2	.5625	82	4-5-1	16	17	23	.56536	30	1	1			
DIV. I NON-CONF.		6-2-1	.72222	31	2-1-1	93	68	75	.51481	76	1	1			
<hr/>															
TOTALS		RPI 1-25	RPI 26-50		W-L RECORDS		RPI 51-100		RPI 101-150		RPI 150+				
8-6-2		2-4-1	1-1-0		OVERALL		0-0-0		3-1-1		2-0-0				
7-3-1		2-1-1	1-1-0		HOME		0-0-0		2-1-0		2-0-0				
1-3-1		0-3-0	0-0-0		AWAY		0-0-0		1-0-1		0-0-0				
0-0-0		0-0-0	0-0-0		NEUTRAL		0-0-0		0-0-0		0-0-0				
6-2-1		2-0-0	0-1-0		NON-CONFERENCE		0-0-0		2-1-1		2-0-0				
6-2-0		2-0-0	0-1-0		HOME		0-0-0		2-1-0		2-0-0				
0-0-1		0-0-0	0-0-		AWAY		0-0-0		0-0-1		0-0-0				
0-0-0		0-0-0	0-0-0		NEUTRAL		0-0-0		0-0-0		0-0-0				
2-4-1		0-4-1	1-0-0		CONFERENCE		0-0-0		1-0-0		0-0-0				
1-1-1		0-1-1	1-0-0		HOME		0-0-0		0-0-0		0-0-0				
1-3-0		0-3-0	0-0-0		AWAY		0-0-0		1-0-0		0-0-0				
0-0-0		0-0-0	0-0-0		NEUTRAL		0-0-0		0-0-0		0-0-0				
RPI	S	Opponent	Score	RPI	S	Opponent	Score	RPI	S	Opponent	Score	RPI	S	Opponent	Score
2	A	Clemson	1 2	27	H	North Carolina St.	6 2			112	H	Holy Cross	0 1		
3	A	North Carolina	1 2	36	H	UNCW	0 3			114	A	Pittsburgh	1 0		
5	A	Notre Dame	2 3							115	A	Davidson	2 2		
10	H	Syracuse	1 3							118	H	DePaul	1 0		
21	H	Hofstra	3 2							131	H	Iona	2 1		
24	H	Elon	2 1							161	H	St. Mary's (CA)	3 2		
25	H	Virginia	2 2							168	H	Loyola Maryland	5 1		
<hr/>															
				LAST 10 GAMES											
				114 A Pittsburgh 1 0				21 H Hofstra 3 2							
				24 H Elon 2 1				10 H Syracuse 1 3							
				27 H North Carolina St. 6 2				115 A Davidson 2 2							
				112 H Holy Cross 0 1				3 A North Carolina 1 2							
				5 A Notre Dame 2 3				2 A Clemson 1 2							

Non-Div. I Games:

Duke

Average RPI Win: 106		WON-LOST RECORD		WINNING PCT. RANK		LAST 10 GAMES		STRENGTH OF SCHEDULE		OPP. STRENGTH OF SCHEDULE		TEAM RPI		ADJ RPI		CONF. RPI		ADJ CONF. RPI	
DIV. I ONLY		10-4-1		.7 22		7-2-1		75		57		29		.56409 31		11		11	
DIV. I NON-CONF.		6-3-0		.66667 46		3-1-0		74		18		31		.56599 33		13		13	
TOTALS		RPI 1-25		RPI 26-50		W-L RECORDS		RPI 51-100		RPI 101-150		RPI 150+							
10-4-1		0-1-0		1-1-0		OVERALL		4-2-0		2-0-1		3-0-0							
5-2-1		0-1-0		1-0-0		HOME		2-1-0		0-0-1		2-0-0							
5-2-0		0-0-0		0-1-0		AWAY		2-1-0		2-0-0		1-0-0							
0-0-0		0-0-0		0-0-0		NEUTRAL		0-0-0		0-0-0		0-0-0							
6-3-0		0-1-0		1-1-0		NON-CONFERENCE		2-1-0		1-0-0		2-0-0							
4-1-0		0-1-0		1-0-0		HOME		2-0-0		0-0-0		1-0-0							
2-2-0		0-0-0		0-0-		AWAY		0-1-0		1-0-0		1-0-0							
0-0-0		0-0-0		0-0-0		NEUTRAL		0-0-0		0-0-0		0-0-0							
4-1-1		0-0-0		0-0-0		CONFERENCE		2-1-0		1-0-1		1-0-0							
1-1-1		0-0-0		0-0-0		HOME		0-1-0		0-0-1		1-0-0							
3-0-0		0-0-0		0-0-0		AWAY		2-0-0		1-0-0		0-0-0							
0-0-0		0-0-0		0-0-0		NEUTRAL		0-0-0		0-0-0		0-0-0							
RPI	S	Opponent		Score		RPI	S	Opponent		Score		RPI	S	Opponent		Score			
14	H	Boston College		2	3	48	A	Princeton		1	2	56	A	Brown		0	2		
						49	H	UMass Lowell		1	0	60	A	American		1	0		
												61	H	Harvard		3	0		
												65	H	Albany (NY)		3	0		
												70	A	Colgate		1	0		
												91	H	Lehigh		2	3		

Non-Div. I Games:

Boston U.

Average RPI Win:		103	WON-LOST RECORD		WINNING PCT. RANK		LAST 10 GAMES		STRENGTH OF SCHEDULE		OPP. STRENGTH OF SCHEDULE		TEAM RPI		ADJ RPI		CONF. RPI		ADJ CONF. RPI	
DIV. I ONLY			7-6-1		.53571 88		5-5-0		13		36		31		.56138 32		5		5	
DIV. I NON-CONF.			3-4-1		.4375 132		1-3-0		1		27		11		.60776 12		2		3	
TOTALS		RPI 1-25		RPI 26-50		W-L RECORDS		RPI 51-100		RPI 101-150		RPI 150+								
7-6-1		1-2-0		1-4-0		OVERALL		2-0-1		0-0-0		3-0-0								
5-0-1		1-0-0		1-0-0		HOME		1-0-1		0-0-0		2-0-0								
2-6-0		0-2-0		0-4-0		AWAY		1-0-0		0-0-0		1-0-0								
0-0-0		0-0-0		0-0-0		NEUTRAL		0-0-0		0-0-0		0-0-0								
3-4-1		1-2-0		0-2-0		NON-CONFERENCE		1-0-1		0-0-0		1-0-0								
3-0-1		1-0-0		0-0-0		HOME		1-0-1		0-0-0		1-0-0								
0-4-0		0-2-0		0-0-		AWAY		0-0-0		0-0-0		0-0-0								
0-0-0		0-0-0		0-0-0		NEUTRAL		0-0-0		0-0-0		0-0-0								
4-2-0		0-0-0		1-2-0		CONFERENCE		1-0-0		0-0-0		2-0-0								
2-0-0		0-0-0		1-0-0		HOME		0-0-0		0-0-0		1-0-0								
2-2-0		0-0-0		0-2-0		AWAY		1-0-0		0-0-0		1-0-0								
0-0-0		0-0-0		0-0-0		NEUTRAL		0-0-0		0-0-0		0-0-0								
RPI	S	Opponent		Score		RPI	S	Opponent		Score		RPI	S	Opponent		Score				
1	A	Wake Forest		0	2	27	A	North Carolina St.		1	2	74	H	UNCG		3	3			
2	A	Clemson		0	3	28	A	Charlotte		0	2	78	H	Mercer		2	1			
24	H	Elon		3	1	36	A	UNCW		0	5	92	A	UAB		1	0			
						37	H	New Mexico		2	1									
						46	A	Kentucky		0	1									
LAST 10 GAMES																				
						28	A	Charlotte		0	2	151	A	Marshall		2	1			
						46	A	Kentucky		0	1	37	H	New Mexico		2	1			
						27	A	North Carolina St.		1	2	24	H	Elon		3	1			
						186	H	Fla. Atlantic		2	1	92	A	UAB		1	0			
						1	A	Wake Forest		0	2	36	A	UNCW		0	5			

Non-Div. I Games:

South Carolina

Average RPI Win: 73		WON-LOST RECORD		WINNING PCT. RANK		LAST 10 GAMES		STRENGTH OF SCHEDULE		OPP. STRENGTH OF SCHEDULE		TEAM RPI		ADJ RPI		CONF. RPI		ADJ CONF. RPI	
DIV. I ONLY		7-7-1		.5 98		5-4-1		10		27		33		.55997 33		3		3	
DIV. I NON-CONF.		4-4-0		.5 101		2-1-0		51		9		51		.53319 58		7		7	
TOTALS		RPI 1-25		RPI 26-50		W-L RECORDS		RPI 51-100		RPI 101-150		RPI 150+							
7-7-1		1-3-1		1-1-0		OVERALL		4-2-0		1-1-0		0-0-0							
6-3-0		1-2-0		1-0-0		HOME		3-0-0		1-1-0		0-0-0							
1-4-1		0-1-1		0-1-0		AWAY		1-2-0		0-0-0		0-0-0							
0-0-0		0-0-0		0-0-0		NEUTRAL		0-0-0		0-0-0		0-0-0							
4-4-0		1-2-0		1-1-0		NON-CONFERENCE		1-0-0		1-1-0		0-0-0							
4-2-0		1-1-0		1-0-0		HOME		1-0-0		1-1-0		0-0-0							
0-2-0		0-1-0		0-0-		AWAY		0-0-0		0-0-0		0-0-0							
0-0-0		0-0-0		0-0-0		NEUTRAL		0-0-0		0-0-0		0-0-0							
3-3-1		0-1-1		0-0-0		CONFERENCE		3-2-0		0-0-0		0-0-0							
2-1-0		0-1-0		0-0-0		HOME		2-0-0		0-0-0		0-0-0							
1-2-1		0-0-1		0-0-0		AWAY		1-2-0		0-0-0		0-0-0							
0-0-0		0-0-0		0-0-0		NEUTRAL		0-0-0		0-0-0		0-0-0							
RPI	S	Opponent		Score		RPI	S	Opponent		Score		RPI	S	Opponent		Score			
8	A	Stanford		2 2		29	A	Maryland		1 2		57	A	Oregon St.		0 1			
8	H	Stanford		1 2		37	H	New Mexico		1 0		59	A	Washington		3 2			
9	A	Georgetown		1 3								73	A	California		3 4			
18	H	UC Santa Barbara		2 4								73	H	California		6 0			
23	H	Cal Poly		4 1								94	H	UC Irvine		4 3			
												98	H	San Diego St.		4 0			
						LAST 10 GAMES													
						73 A California 3 4						59 A Washington 3 2							
						8 A Stanford 2 2						57 A Oregon St. 0 1							
						73 H California 6 0						94 H UC Irvine 4 3							
						8 H Stanford 1 2						128 H VCU 2 1							
						98 H San Diego St. 4 0						18 H UC Santa Barbara 2 4							

Non-Div. I Games:

UCLA

Average RPI Win:		64	WON-LOST RECORD		WINNING PCT. RANK		LAST 10 GAMES		STRENGTH OF SCHEDULE		OPP. STRENGTH OF SCHEDULE		TEAM RPI		ADJ RPI		CONF. RPI		ADJ CONF. RPI				
DIV. I ONLY			6-6-2		.5	98		5-4-1		14		13		37		.5582		35		2		2	
DIV. I NON-CONF.			3-3-2		.5	101		3-1-1		41		12		52		.53849		51		3		2	
TOTALS		RPI 1-25		RPI 26-50				W-L RECORDS				RPI 51-100				RPI 101-150				RPI 150+			
6-6-2		1-2-1		2-3-0				OVERALL				1-1-1				2-0-0				0-0-0			
3-3-2		1-1-1		1-1-0				HOME				0-1-1				1-0-0				0-0-0			
3-2-0		0-0-0		1-2-0				AWAY				1-0-0				1-0-0				0-0-0			
0-1-0		0-1-0		0-0-0				NEUTRAL				0-0-0				0-0-0				0-0-0			
3-3-2		0-1-1		0-1-0				NON-CONFERENCE				1-1-1				2-0-0				0-0-0			
1-1-2		0-0-1		0-0-0				HOME				0-1-1				1-0-0				0-0-0			
2-1-0		0-0-0		0-0-				AWAY				1-0-0				1-0-0				0-0-0			
0-1-0		0-1-0		0-0-0				NEUTRAL				0-0-0				0-0-0				0-0-0			
3-3-0		1-1-0		2-2-0				CONFERENCE				0-0-0				0-0-0				0-0-0			
2-2-0		1-1-0		1-1-0				HOME				0-0-0				0-0-0				0-0-0			
1-1-0		0-0-0		1-1-0				AWAY				0-0-0				0-0-0				0-0-0			
0-0-0		0-0-0		0-0-0				NEUTRAL				0-0-0				0-0-0				0-0-0			
RPI	S	Opponent		Score		RPI	S	Opponent		Score		RPI	S	Opponent		Score		RPI	S	Opponent		Score	
5	H	Notre Dame		1	1	29	A	Maryland		2	1	53	H	SIUE		1	2	111	H	UCF		1	0
12	N	Seattle		0	3	34	H	Rutgers		2	4	62	A	Ill.-Chicago		2	1	118	A	DePaul		2	1
17	H	Ohio St.		2	1	43	A	Gonzaga		0	1	70	H	Colgate		1	1						
19	H	Indiana		0	1	44	A	Michigan		0	3												
						47	H	Michigan St.		1	0												
LAST 10 GAMES																							
						47	H	Michigan St.		1	0	29	A	Maryland		2	1						
						5	H	Notre Dame		1	1	19	H	Indiana		0	1						
						34	H	Rutgers		2	4	62	A	Ill.-Chicago		2	1						
						53	H	SIUE		1	2	44	A	Michigan		0	3						
						118	A	DePaul		2	1	111	H	UCF		1	0						

Non-Div. I Games:




Northwestern

Average RPI Win: 89		WON-LOST RECORD		WINNING PCT. RANK		LAST 10 GAMES		STRENGTH OF SCHEDULE		OPP. STRENGTH OF SCHEDULE		TEAM RPI		ADJ RPI		CONF. RPI		ADJ CONF. RPI					
DIV. I ONLY		8-4-3		.63333 47		4-4-2		32		47		34		.55612 36		10		10					
DIV. I NON-CONF.		5-2-1		.6875 42		1-2-0		7		20		14		.60624 14		8		8					
TOTALS		RPI 1-25		RPI 26-50		W-L RECORDS		RPI 51-100		RPI 101-150		RPI 150+											
8-4-3		0-4-0		2-0-0		OVERALL		3-0-0		2-0-2		1-0-1											
5-2-1		0-2-0		1-0-0		HOME		1-0-0		2-0-1		1-0-0											
3-2-2		0-2-0		1-0-0		AWAY		2-0-0		0-0-1		0-0-1											
0-0-0		0-0-0		0-0-0		NEUTRAL		0-0-0		0-0-0		0-0-0											
5-2-1		0-2-0		2-0-0		NON-CONFERENCE		2-0-0		1-0-1		0-0-0											
3-1-1		0-1-0		1-0-0		HOME		1-0-0		1-0-1		0-0-0											
2-1-0		0-1-0		1-0-		AWAY		1-0-0		0-0-0		0-0-0											
0-0-0		0-0-0		0-0-0		NEUTRAL		0-0-0		0-0-0		0-0-0											
3-2-2		0-2-0		0-0-0		CONFERENCE		1-0-0		1-0-1		1-0-1											
2-1-0		0-1-0		0-0-0		HOME		0-0-0		1-0-0		1-0-0											
1-1-2		0-1-0		0-0-0		AWAY		1-0-0		0-0-1		0-0-1											
0-0-0		0-0-0		0-0-0		NEUTRAL		0-0-0		0-0-0		0-0-0											
RPI	S	Opponent		Score		RPI	S	Opponent		Score		RPI	S	Opponent		Score							
3	A	North Carolina		0	3	30	A	Duke		3	0	55	H	North Florida		5	1	101	A	Delaware	1	1	
16	H	Old Dominion		0	1	32	H	South Carolina		5	0	74	A	UNCG		2	1	113	H	Campbell	6	2	
21	A	Hofstra		1	2							88	A	William & Mary		2	1	127	H	Northeastern	1	0	
24	H	Elon		1	2													150	H	High Point	0	0	
																		188	A	James Madison	0	0	
																		189	H	Drexel	3	1	
						LAST 10 GAMES																	
						101	A	Delaware		1	1	3	A	North Carolina		0	3						
						16	H	Old Dominion		0	1	188	A	James Madison		0	0						
						88	A	William & Mary		2	1	127	H	Northeastern		1	0						
						24	H	Elon		1	2	21	A	Hofstra		1	2						
						189	H	Drexel		3	1	30	A	Duke		3	0						

Non-Div. I Games:

UNCW

Non-Div. I Games:

 Tie,  Loss,  Non-Conf, S Site, H Home, A Away, N Neutral

Average RPI Win: 122		WON-LOST RECORD		WINNING PCT. RANK		LAST 10 GAMES		STRENGTH OF SCHEDULE		OPP. STRENGTH OF SCHEDULE		TEAM RPI		ADJ RPI		CONF. RPI		ADJ CONF. RPI	
DIV. I ONLY		6-6-3		.5 98		4-4-2		8		46		39		.55381 38		4		4	
DIV. I NON-CONF.		4-3-1		.5625 73		2-1-0		25		58		47		.54435 46		4		4	
TOTALS		RPI 1-25		RPI 26-50		W-L RECORDS		RPI 51-100		RPI 101-150		RPI 150+							
6-6-3		0-5-1		0-0-0		OVERALL		1-1-2		4-0-0		1-0-0							
4-3-1		0-2-0		0-0-0		HOME		1-1-1		2-0-0		1-0-0							
2-3-2		0-3-1		0-0-0		AWAY		0-0-1		2-0-0		0-0-0							
0-0-0		0-0-0		0-0-0		NEUTRAL		0-0-0		0-0-0		0-0-0							
4-3-1		0-2-1		0-0-0		NON-CONFERENCE		0-1-0		3-0-0		1-0-0							
3-1-0		0-0-0		0-0-0		HOME		0-1-0		2-0-0		1-0-0							
1-2-1		0-2-1		0-0-		AWAY		0-0-0		1-0-0		0-0-0							
0-0-0		0-0-0		0-0-0		NEUTRAL		0-0-0		0-0-0		0-0-0							
2-3-2		0-3-0		0-0-0		CONFERENCE		1-0-2		1-0-0		0-0-0							
1-2-1		0-2-0		0-0-0		HOME		1-0-1		0-0-0		0-0-0							
1-1-1		0-1-0		0-0-0		AWAY		0-0-1		1-0-0		0-0-0							
0-0-0		0-0-0		0-0-0		NEUTRAL		0-0-0		0-0-0		0-0-0							
RPI S	Opponent		Score		RPI S	Opponent		Score		RPI S	Opponent		Score		RPI S	Opponent		Score	
3	A	North Carolina	1	2						66	H	Saint Louis	0	1	111	A	UCF	1	0
6	A	Creighton	0	1						69	H	UConn	1	1	123	H	Portland	3	2
7	H	South Fla.	1	2						77	H	Temple	2	0	125	H	Sacramento St.	2	1
15	A	SMU	2	3						80	A	Cincinnati	1	1	144	A	UMKC	3	2
15	H	SMU	0	1											153	H	Oral Roberts	6	2
25	A	Virginia	1	1															
LAST 10 GAMES																			
		69	H	UConn	1	1				80	A	Cincinnati	1	1					
		15	A	SMU	2	3				15	H	SMU	0	1					
		77	H	Temple	2	0				144	A	UMKC	3	2					
		111	A	UCF	1	0				6	A	Creighton	0	1					
		7	H	South Fla.	1	2				123	H	Portland	3	2					

Non-Div. I Games:

Tulsa

Average RPI Win: 102		WON-LOST RECORD		WINNING PCT. RANK		LAST 10 GAMES		STRENGTH OF SCHEDULE		OPP. STRENGTH OF SCHEDULE		TEAM RPI		ADJ RPI		CONF. RPI		ADJ CONF. RPI	
DIV. I ONLY		8-4-2		.64286 45		6-3-1		68		41		41		.55129 40		14		14	
DIV. I NON-CONF.		5-4-2		.54545 98		3-3-1		56		53		38		.56059 37		9		9	
TOTALS		RPI 1-25		RPI 26-50		W-L RECORDS		RPI 51-100		RPI 101-150		RPI 150+							
8-4-2		0-2-0		1-0-1		OVERALL		3-2-1		3-0-0		1-0-0							
6-2-1		0-0-0		1-0-0		HOME		2-2-1		3-0-0		0-0-0							
2-1-1		0-1-0		0-0-1		AWAY		1-0-0		0-0-0		1-0-0							
0-1-0		0-1-0		0-0-0		NEUTRAL		0-0-0		0-0-0		0-0-0							
5-4-2		0-2-0		0-0-1		NON-CONFERENCE		2-2-1		2-0-0		1-0-0							
3-2-1		0-0-0		0-0-0		HOME		1-2-1		2-0-0		0-0-0							
2-1-1		0-1-0		0-1-		AWAY		1-0-0		0-0-0		1-0-0							
0-1-0		0-1-0		0-0-0		NEUTRAL		0-0-0		0-0-0		0-0-0							
3-0-0		0-0-0		1-0-0		CONFERENCE		1-0-0		1-0-0		0-0-0							
3-0-0		0-0-0		1-0-0		HOME		1-0-0		1-0-0		0-0-0							
0-0-0		0-0-0		0-0-0		AWAY		0-0-0		0-0-0		0-0-0							
0-0-0		0-0-0		0-0-0		NEUTRAL		0-0-0		0-0-0		0-0-0							
RPI	S	Opponent		Score		RPI	S	Opponent		Score		RPI	S	Opponent		Score			
11	N	Denver		1	2	37	A	New Mexico		2	2	51	H	CSUN		0	1		
18	A	UC Santa Barbara		0	4	43	H	Gonzaga		3	1	53	H	SIUE		0	2		
												54	H	Loyola Marymount		3	1		
												72	A	Cal St. Fullerton		3	1		
												73	H	California		3	0		
												94	H	UC Irvine		1	1		

Non-Div. I Games:

San Diego

R
a
d
f
o
r
d

Radford

FGCU

FGCU

Average RPI Win:	89	WON-LOST RECORD	WINNING PCT. RANK	LAST 10 GAMES	STRENGTH OF SCHEDULE	OPP. STRENGTH OF SCHEDULE	TEAM RPI	ADJ RPI	CONF. RPI	ADJ CONF. RPI	
DIV. I ONLY	6-7-1	.46429	125	4-6-0	12	63	46	.54761	43	14	14
DIV. I NON-CONF.	5-5-1	.5	101	3-4-0	3	77	36	.56604	32	9	9
<hr/>											
TOTALS	RPI 1-25	RPI 26-50		W-L RECORDS	RPI 51-100		RPI 101-150		RPI 150+		
6-7-1	1-1-1	1-3-0		OVERALL	1-2-0		2-1-0		1-0-0		
3-2-1	0-0-1	1-1-0		HOME	1-0-0		0-1-0		1-0-0		
3-5-0	1-1-0	0-2-0		AWAY	0-2-0		2-0-0		0-0-0		
0-0-0	0-0-0	0-0-0		NEUTRAL	0-0-0		0-0-0		0-0-0		
<hr/>											
5-5-1	1-1-1	1-2-0		NON-CONFERENCE	1-1-0		1-1-0		1-0-0		
3-2-1	0-0-1	1-1-0		HOME	1-0-0		0-1-0		1-0-0		
2-3-0	1-1-0	0-0-		AWAY	0-1-0		1-0-0		0-0-0		
0-0-0	0-0-0	0-0-0		NEUTRAL	0-0-0		0-0-0		0-0-0		
<hr/>											
1-2-0	0-0-0	0-1-0		CONFERENCE	0-1-0		1-0-0		0-0-0		
0-0-0	0-0-0	0-0-0		HOME	0-0-0		0-0-0		0-0-0		
1-2-0	0-0-0	0-1-0		AWAY	0-1-0		1-0-0		0-0-0		
0-0-0	0-0-0	0-0-0		NEUTRAL	0-0-0		0-0-0		0-0-0		
<hr/>											
RPI S	Opponent	Score		RPI S	Opponent	Score		RPI S	Opponent	Score	
11 A	Denver	1	2	35 H	Northwestern	1	0	54 A	Loyola Marymount	0	1
12 A	Seattle	1	0	40 A	San Diego	1	3	57 H	Oregon St.	2	1
23 H	Cal Poly	1	1	45 H	Utah Valley	0	1	59 A	Washington	0	1
				50 A	UNLV	0	1				
								</			

Non-Div. I Games:

Gonzaga

Average RPI Win: 104		WON-LOST RECORD		WINNING PCT. RANK		LAST 10 GAMES		STRENGTH OF SCHEDULE		OPP. STRENGTH OF SCHEDULE		TEAM RPI		ADJ RPI		CONF. RPI		ADJ CONF. RPI	
DIV. I ONLY		7-6-2		.53333 92		4-4-2		29		21		47		.54486 47		2		2	
DIV. I NON-CONF.		5-4-0		.55556 83		2-2-0		40		34		46		.54251 48		3		2	
TOTALS		RPI 1-25		RPI 26-50		W-L RECORDS		RPI 51-100		RPI 101-150		RPI 150+							
7-6-2		0-4-0		1-1-1		OVERALL		2-1-0		3-0-1		1-0-0							
4-3-1		0-3-0		0-0-1		HOME		2-0-0		1-0-0		1-0-0							
3-3-1		0-1-0		1-1-0		AWAY		0-1-0		2-0-1		0-0-0							
0-0-0		0-0-0		0-0-0		NEUTRAL		0-0-0		0-0-0		0-0-0							
5-4-0		0-3-0		0-0-0		NON-CONFERENCE		1-1-0		3-0-0		1-0-0							
3-2-0		0-2-0		0-0-0		HOME		1-0-0		1-0-0		1-0-0							
2-2-0		0-1-0		0-0-		AWAY		0-1-0		2-0-0		0-0-0							
0-0-0		0-0-0		0-0-0		NEUTRAL		0-0-0		0-0-0		0-0-0							
2-2-2		0-1-0		1-1-1		CONFERENCE		1-0-0		0-0-1		0-0-0							
1-1-1		0-1-0		0-0-1		HOME		1-0-0		0-0-0		0-0-0							
1-1-1		0-0-0		1-1-0		AWAY		0-0-0		0-0-1		0-0-0							
0-0-0		0-0-0		0-0-0		NEUTRAL		0-0-0		0-0-0		0-0-0							
RPI S	Opponent		Score		RPI S	Opponent		Score		RPI S	Opponent		Score		RPI S	Opponent		Score	
4 A	Akron		1	4	29 H	Maryland		0	0	57 A	Oregon St.		0	1	104 H	West Virginia		1	0
5 H	Notre Dame		0	4	34 A	Rutgers		3	1	76 H	Penn St.		2	1	109 A	Bowling Green		1	0
6 H	Creighton		0	1	35 A	Northwestern		0	1	79 H	Western Mich.		2	1	121 A	Wisconsin		0	0
17 H	Ohio St.		1	2											123 A	Portland		1	0
															204 H	Niagara		4	0
LAST 10 GAMES																			
35 A	Northwestern		0	1	17 H	Ohio St.		1	2										
4 A	Akron		1	4	109 A	Bowling Green		1	0										
76 H	Penn St.		2	1	34 A	Rutgers		3	1										
79 H	Western Mich.		2	1	5 H	Notre Dame		0	4										
121 A	Wisconsin		0	0	29 H	Maryland		0	0										

Non-Div. I Games:

Michigan St.

Average RPI Win: 113		WON-LOST RECORD		WINNING PCT. RANK		LAST 10 GAMES		STRENGTH OF SCHEDULE		OPP. STRENGTH OF SCHEDULE		TEAM RPI		ADJ RPI		CONF. RPI		ADJ CONF. RPI	
DIV. I ONLY		7-4-2		.61538 54		6-2-2		70		48		50		.54216 48		13		13	
DIV. I NON-CONF.		6-2-1		.72222 31		5-0-1		112		49		70		.51923 70		11		11	
TOTALS		RPI 1-25		RPI 26-50		W-L RECORDS		RPI 51-100		RPI 101-150		RPI 150+							
7-4-2		0-2-0		1-1-0		OVERALL		2-1-2		2-0-0		2-0-0							
4-1-1		0-0-0		1-0-0		HOME		0-1-1		1-0-0		2-0-0							
3-3-1		0-2-0		0-1-0		AWAY		2-0-1		1-0-0		0-0-0							
0-0-0		0-0-0		0-0-0		NEUTRAL		0-0-0		0-0-0		0-0-0							
6-2-1		0-1-0		1-1-0		NON-CONFERENCE		1-0-1		2-0-0		2-0-0							
4-0-1		0-0-0		1-0-0		HOME		0-0-1		1-0-0		2-0-0							
2-2-0		0-1-0		0-0-		AWAY		1-0-0		1-0-0		0-0-0							
0-0-0		0-0-0		0-0-0		NEUTRAL		0-0-0		0-0-0		0-0-0							
1-2-1		0-1-0		0-0-0		CONFERENCE		1-1-1		0-0-0		0-0-0							
0-1-0		0-0-0		0-0-0		HOME		0-1-0		0-0-0		0-0-0							
1-1-1		0-1-0		0-0-0		AWAY		1-0-1		0-0-0		0-0-0							
0-0-0		0-0-0		0-0-0		NEUTRAL		0-0-0		0-0-0		0-0-0							
RPI	S	Opponent		Score		RPI	S	Opponent		Score		RPI	S	Opponent		Score			
20	A	FIU		1	2	31	H	Boston U.		2	1	56	A	Brown		1	1		
22	A	Dartmouth		0	1	42	A	FGCU		2	3	60	H	American		1	1		
												61	A	Harvard		3	2		
												67	H	Columbia		0	2		
												75	A	Binghamton		3	1		
											</								

Non-Div. I Games:

Princeton

Average RPI Win: 130		WON-LOST	WINNING	LAST 10	STRENGTH OF		OPP. STRENGTH	TEAM	ADJ		CONF.	ADJ CONF.			
Average RPI Loss: 79		RECORD	PCT. RANK	GAMES	SCHEDULE		OF SCHEDULE	RPI	RPI		RPI	RPI			
DIV. I ONLY		7-6-1	.53571	88	5-4-1		11	193	44	.54041	49	9	9		
DIV. I NON-CONF.		5-4-0	.55556	83	3-2-0		16	201	43	.54255	47	12	12		
TOTALS		RPI 1-25	RPI 26-50		W-L RECORDS		RPI 51-100		RPI 101-150		RPI 150+				
7-6-1		0-0-0	0-2-0		OVERALL		2-3-0		2-0-1		3-1-0				
5-3-0		0-0-0	0-1-0		HOME		1-1-0		2-0-0		2-1-0				
2-3-1		0-0-0	0-1-0		AWAY		1-2-0		0-0-1		1-0-0				
0-0-0		0-0-0	0-0-0		NEUTRAL		0-0-0		0-0-0		0-0-0				
5-4-0		0-0-0	0-2-0		NON-CONFERENCE		1-1-0		1-0-0		3-1-0				
4-2-0		0-0-0	0-1-0		HOME		1-0-0		1-0-0		2-1-0				
1-2-0		0-0-0	0-0-		AWAY		0-1-0		0-0-0		1-0-0				
0-0-0		0-0-0	0-0-0		NEUTRAL		0-0-0		0-0-0		0-0-0				
2-2-1		0-0-0	0-0-0		CONFERENCE		1-2-0		1-0-1		0-0-0				
1-1-0		0-0-0	0-0-0		HOME		0-1-0		1-0-0		0-0-0				
1-1-1		0-0-0	0-0-0		AWAY		1-1-0		0-0-1		0-0-0				
0-0-0		0-0-0	0-0-0		NEUTRAL		0-0-0		0-0-0		0-0-0				
RPI	S	Opponent	Score	RPI	S	Opponent	Score	RPI	S	Opponent	Score	RPI	S	Opponent	Score
				31	A	Boston U.	0 1	58	H	New Hampshire	1 3	102	H	Hartwick	1 0
				45	H	Utah Valley	0 2	65	A	Albany (NY)	1 2	106	A	Vermont	0 0
								75	A	Binghamton	1 0	146	H	Stony Brook	2 0
								86	H	Monmouth	1 0	154	H	Bryant	3 2
								95	A	St. Francis Brooklyn	0 3	170	A	LIU Brooklyn	1 0
												176	H	Buffalo	2 0
												180	H	Canisius	1 2
LAST 10 GAMES															
				106	A	Vermont	0 0	31	A	Boston U.	0 1				
				65	A	Albany (NY)	1 2	154	H	Bryant	3 2				
				146	H	Stony Brook	2 0	102	H	Hartwick	1 0				
				75	A	Binghamton	1 0	180	H	Canisius	1 2				
				58	H	New Hampshire	1 3	176	H	Buffalo	2 0				

Non-Div. I Games:

UMass Lowell

Average RPI Win: 120		WON-LOST RECORD	WINNING PCT. RANK		LAST 10 GAMES	STRENGTH OF SCHEDULE	OPP. STRENGTH OF SCHEDULE	TEAM RPI	ADJ RPI		CONF. RPI	ADJ CONF. RPI					
Average RPI Loss: 71																	
DIV. I ONLY		10-4-1	.7	22	7-2-1	96	107	43	.54022	50	12	12					
DIV. I NON-CONF.		6-2-0	.75	26	3-0-0	133	75	63	.53121	62	21	21					
<hr/>																	
TOTALS		RPI 1-25		RPI 26-50		W-L RECORDS		RPI 51-100		RPI 101-150		RPI 150+					
10-4-1		0-2-0		2-0-0		OVERALL		2-1-1		3-0-0		3-1-0					
6-2-0		0-1-0		2-0-0		HOME		0-0-0		1-0-0		3-1-0					
2-2-1		0-1-0		0-0-0		AWAY		1-1-1		1-0-0		0-0-0					
2-0-0		0-0-0		0-0-0		NEUTRAL		1-0-0		1-0-0		0-0-0					
6-2-0		0-1-0		1-0-0		NON-CONFERENCE		2-1-0		1-0-0		2-0-0					
3-0-0		0-0-0		1-0-0		HOME		0-0-0		0-0-0		2-0-0					
1-2-0		0-1-0		0-0-		AWAY		1-1-0		0-0-0		0-0-0					
2-0-0		0-0-0		0-0-0		NEUTRAL		1-0-0		1-0-0		0-0-0					
4-2-1		0-1-0		1-0-0		CONFERENCE		0-0-1		2-0-0		1-1-0					
3-2-0		0-1-0		1-0-0		HOME		0-0-0		1-0-0		1-1-0					
1-0-1		0-0-0		0-0-0		AWAY		0-0-1		1-0-0		0-0-0					
0-0-0		0-0-0		0-0-0		NEUTRAL		0-0-0		0-0-0		0-0-0					
RPI	S	Opponent		Score		RPI	S	Opponent		Score		RPI	S	Opponent		Score	
12	H	Seattle		2 3		43	H	Gonzaga		1 0		124	H	Houston Baptist		2 1	
23	A	Cal Poly		1 2		45	H	Utah Valley		2 1		78	N	Mercer		2 0	
												83	A	CSU Bakersfield		1 1	
												98	A	San Diego St.		3 2	
															</		

Non-Div. I Games:

UNLV

CSUN

Average RPI Win: 102		WON-LOST RECORD		WINNING PCT. RANK		LAST 10 GAMES		STRENGTH OF SCHEDULE		OPP. STRENGTH OF SCHEDULE		TEAM RPI		ADJ RPI		CONF. RPI		ADJ CONF. RPI							
DIV. I ONLY		7-7-2		.5 98		5-4-1		20		90		57		.5383 51		7		7							
DIV. I NON-CONF.		4-3-1		.5625 73		2-0-0		4		132		34		.56661 30		5		5							
TOTALS		RPI 1-25		RPI 26-50		W-L RECORDS		RPI 51-100		RPI 101-150		RPI 150+													
7-7-2		0-3-0		1-1-0		OVERALL		3-3-1		2-0-1		1-0-0													
1-5-1		0-2-0		0-1-0		HOME		1-2-1		0-0-0		0-0-0													
6-2-1		0-1-0		1-0-0		AWAY		2-1-0		2-0-1		1-0-0													
0-0-0		0-0-0		0-0-0		NEUTRAL		0-0-0		0-0-0		0-0-0													
4-3-1		0-1-0		1-1-0		NON-CONFERENCE		2-1-1		0-0-0		1-0-0													
1-1-1		0-0-0		0-1-0		HOME		1-0-1		0-0-0		0-0-0													
3-2-0		0-1-0		1-0-		AWAY		1-1-0		0-0-0		1-0-0													
0-0-0		0-0-0		0-0-0		NEUTRAL		0-0-0		0-0-0		0-0-0													
3-4-1		0-2-0		0-0-0		CONFERENCE		1-2-0		2-0-1		0-0-0													
0-4-0		0-2-0		0-0-0		HOME		0-2-0		0-0-0		0-0-0													
3-0-1		0-0-0		0-0-0		AWAY		1-0-0		2-0-1		0-0-0													
0-0-0		0-0-0		0-0-0		NEUTRAL		0-0-0		0-0-0		0-0-0													
RPI	S	Opponent		Score		RPI	S	Opponent		Score		RPI	S	Opponent		Score									
6	A	Creighton		1	2	37	H	New Mexico		0	1	72	A	Cal St. Fullerton		2	1	117	A UC Davis	1	1				
18	H	UC Santa Barbara		1	2	40	A	San Diego		1	0	72	H	Cal St. Fullerton		0	1	125	A Sacramento St.	2	1				
23	H	Cal Poly		0	1							83	H	CSU Bakersfield		0	0	137	A UC Riverside	1	0				
												87	A	Santa Clara		2	0	161	A	St. Mary's (CA)		4	1		
												93	H	Loyola Chicago		2	1								
												94	H	UC Irvine		0	2								
												99	A	Omaha		1	4								
						LAST 10 GAMES																			
						94 H UC Irvine						0	2	117 A UC Davis						1	1				
						72 A Cal St. Fullerton						2	1	18 H UC Santa Barbara						1	2				
						137 A UC Riverside						1	0	23 H Cal Poly						0	1				
						72 H Cal St. Fullerton						0	1	40 A San Diego						1	0				
						125 A Sacramento St.						2	1	87 A Santa Clara						2	0				

Non-Div. I Games:

CSUN

Average RPI Win: 138		WON-LOST RECORD	WINNING PCT. RANK		LAST 10 GAMES	STRENGTH OF SCHEDULE	OPP. STRENGTH OF SCHEDULE	TEAM RPI	ADJ RPI		CONF. RPI	ADJ CONF. RPI						
Average RPI Loss: 67																		
DIV. I ONLY		9-4-2	.66667	39	6-2-2	86	165	53	.53752	52	21	21						
DIV. I NON-CONF.		5-4-1	.55	93	2-2-1	52	152	37	.55844	40	16	17						
<hr/>																		
TOTALS		RPI 1-25		RPI 26-50		W-L RECORDS		RPI 51-100		RPI 101-150		RPI 150+						
9-4-2		0-1-0		0-1-0		OVERALL		2-0-1		3-2-0		4-0-1						
5-1-0		0-0-0		0-0-0		HOME		1-0-0		2-1-0		2-0-0						
4-2-2		0-1-0		0-0-0		AWAY		1-0-1		1-1-0		2-0-1						
0-1-0		0-0-0		0-1-0		NEUTRAL		0-0-0		0-0-0		0-0-0						
<hr/>																		
5-4-1		0-1-0		0-1-0		NON-CONFERENCE		1-0-1		3-2-0		1-0-0						
3-1-0		0-0-0		0-0-0		HOME		1-0-0		2-1-0		0-0-0						
2-2-1		0-1-0		0-0-		AWAY		0-0-1		1-1-0		1-0-0						
0-1-0		0-0-0		0-1-0		NEUTRAL		0-0-0		0-0-0		0-0-0						
<hr/>																		
4-0-1		0-0-0		0-0-0		CONFERENCE		1-0-0		0-0-0		3-0-1						
2-0-0		0-0-0		0-0-0		HOME		0-0-0		0-0-0		2-0-0						
2-0-1		0-0-0		0-0-0		AWAY		1-0-0		0-0-0		1-0-1						
0-0-0		0-0-0		0-0-0		NEUTRAL		0-0-0		0-0-0		0-0-0						
<hr/>																		
RPI	S	Opponent		Score		RPI	S	Opponent		Score		RPI	S	Opponent		Score		
17	A	Ohio St.		0	2	41	N	Radford		1	2	66	A	Saint Louis		3	2	
												79	A	Western Mich.		1	1	
												81	H	Northern Ky.		4	0	
												103	A	Marquette		2	3	
												108	H	Oakland		0	2	
												109	H	Bowling Green		6	0	
												126	H	Cleveland St.		4	1	
												150	A	High Point		2	1	
												152	A	George Mason		1	1	
												165	H	Massachusetts		4	1	
												172	A	Duquesne		2	1	
												181	H	La Salle		5	0	
												188	A	James Madison		1	0	
<hr/>																		
LAST 10 GAMES																		
165 H Massachusetts						4	1	17 A Ohio St.						0	2			
181 H La Salle						5	0	109 H Bowling Green						6	0			
152 A George Mason						1	1	79 A Western Mich.						1	1			
66 A Saint Louis						3	2	81 H Northern Ky.						4	0			
172 A Duquesne						2	1	108 H Oakland						0	2			

Non-Div. I Games:

Dayton

Average RPI Win: 107		WON-LOST RECORD	WINNING PCT. RANK	LAST 10 GAMES	STRENGTH OF SCHEDULE	OPP. STRENGTH OF SCHEDULE	TEAM RPI	ADJ RPI		CONF. RPI	ADJ CONF. RPI		
Average RPI Loss: 114													
DIV. I ONLY		9-3-1	.73077	19	8-1-1	170	68	60	.53743	53	19	17	
DIV. I NON-CONF.		6-2-1	.72222	31	5-0-1	101	41	40	.56233	36	20	19	
<hr/>													
TOTALS		RPI 1-25		RPI 26-50		W-L RECORDS		RPI 51-100		RPI 101-150		RPI 150+	
9-3-1		0-0-0		3-0-0		OVERALL		1-1-1		3-2-0		2-0-0	
3-1-0		0-0-0		0-0-0		HOME		0-0-0		1-1-0		2-0-0	
6-2-1		0-0-0		3-0-0		AWAY		1-1-1		2-1-0		0-0-0	
0-0-0		0-0-0		0-0-0		NEUTRAL		0-0-0		0-0-0		0-0-0	
6-2-1		0-0-0		3-0-0		NON-CONFERENCE		0-0-1		3-2-0		0-0-0	
1-1-0		0-0-0		0-0-0		HOME		0-0-0		1-1-0		0-0-0	
5-1-1		0-0-0		3-0-		AWAY		0-0-1		2-1-0		0-0-0	
0-0-0		0-0-0		0-0-0		NEUTRAL		0-0-0		0-0-0		0-0-0	
3-1-0		0-0-0		0-0-0		CONFERENCE		1-1-0		0-0-0		2-0-0	
2-0-0		0-0-0		0-0-0		HOME		0-0-0		0-0-0		2-0-0	
1-1-0		0-0-0		0-0-0		AWAY		1-1-0		0-0-0		0-0-0	
0-0-0		0-0-0		0-0-0		NEUTRAL		0-0-0		0-0-0		0-0-0	
RPI	S	Opponent	Score	RPI	S	Opponent	Score	RPI	S	Opponent	Score		
				35	A	Northwestern	2 1	89	A	Missouri St.	0 1		
				39	A	Butler	2 1	96	A	Drake	3 2		
				40	A	San Diego	2 0	98	A	San Diego St.	0 0		
										108	A	Oakland	1 0
										109	A	Bowling Green	1 3
										121	A	Wisconsin	2 0
										134	H	Memphis	2 0
										144	H	UMKC	0 2
										187	H	Evansville	2 0
										200	H	Central Ark.	4 0
<hr/>													
LAST 10 GAMES													
				96	A	Drake	3 2	89	A	Missouri St.	0 1		
				187	H	Evansville	2 0	121	A	Wisconsin	2 0		
				35	A	Northwestern	2 1	40	A	San Diego	2 0		
				39	A	Butler	2 1	98	A	San Diego St.	0 0		
				200	H	Central Ark.	4 0	134	H	Memphis	2 0		

Non-Div. I Games:

SIUE

Average RPI Win: 73		WON-LOST RECORD		WINNING PCT. RANK		LAST 10 GAMES		STRENGTH OF SCHEDULE		OPP. STRENGTH OF SCHEDULE		TEAM RPI		ADJ RPI		CONF. RPI		ADJ CONF. RPI	
DIV. I ONLY		7-7-0		.5 98		3-7-0		48		18		61		.53672 54		14		14	
DIV. I NON-CONF.		5-6-0		.45455 120		1-6-0		44		25		50		.54583 44		9		9	
TOTALS		RPI 1-25		RPI 26-50		W-L RECORDS		RPI 51-100		RPI 101-150		RPI 150+							
7-7-0		1-1-0		2-2-0		OVERALL		2-4-0		2-0-0		0-0-0							
4-2-0		0-1-0		2-1-0		HOME		0-0-0		2-0-0		0-0-0							
3-3-0		1-0-0		0-1-0		AWAY		2-2-0		0-0-0		0-0-0							
0-2-0		0-0-0		0-0-0		NEUTRAL		0-2-0		0-0-0		0-0-0							
5-6-0		1-1-0		1-1-0		NON-CONFERENCE		2-4-0		1-0-0		0-0-0							
2-2-0		0-1-0		1-1-0		HOME		0-0-0		1-0-0		0-0-0							
3-2-0		1-0-0		0-0-		AWAY		2-2-0		0-0-0		0-0-0							
0-2-0		0-0-0		0-0-0		NEUTRAL		0-2-0		0-0-0		0-0-0							
2-1-0		0-0-0		1-1-0		CONFERENCE		0-0-0		1-0-0		0-0-0							
2-0-0		0-0-0		1-0-0		HOME		0-0-0		1-0-0		0-0-0							
0-1-0		0-0-0		0-1-0		AWAY		0-0-0		0-0-0		0-0-0							
0-0-0		0-0-0		0-0-0		NEUTRAL		0-0-0		0-0-0		0-0-0							
RPI	S	Opponent		Score		RPI	S	Opponent		Score		RPI	S	Opponent		Score			
14	A	Boston College		1	0	37	H	New Mexico		1	2	60	N	American		0	1		
23	H	Cal Poly		0	2	40	A	San Diego		1	3	61	A	Harvard		1	0		
						43	H	Gonzaga		1	0	76	A	Penn St.		0	3		
						50	H	UNLV		2	0	83	A	CSU Bakersfield		3	2		
												89	N	Missouri St.		1	2		
												94	A	UC Irvine		1	4		
						LAST 10 GAMES													
						76	A	Penn St.		0	3	94	A	UC Irvine		1	4		
						123	H	Portland		3	0	89	N	Missouri St.		1	2		
						43	H	Gonzaga		1	0	60	N	American		0	1		
						40	A	San Diego		1	3	37	H	New Mexico		1	2		
						23	H	Cal Poly		0	2	83	A	CSU Bakersfield		3	2		

Non-Div. I Games:

Loyola Marymount

Average RPI Win:	147	WON-LOST	WINNING	LAST 10	STRENGTH OF	OPP. STRENGTH	TEAM	ADJ	CONF.	ADJ CONF.					
Average RPI Loss:	44	RECORD	PCT. RANK	GAMES	SCHEDULE	OF SCHEDULE	RPI	RPI	RPI	RPI					
DIV. I ONLY		7-5-1	.57692	70	6-3-1	37	111	48	.53556	55	20	20			
DIV. I NON-CONF.		4-5-0	.44444	124	3-3-0	19	97	29	.56598	34	19	20			
<hr/>															
TOTALS	RPI 1-25	RPI 26-50		W-L RECORDS		RPI 51-100		RPI 101-150		RPI 150+					
7-5-1	0-3-0	0-1-1		OVERALL		1-0-0		1-1-0		5-0-0					
4-1-1	0-0-0	0-0-1		HOME		0-0-0		1-1-0		3-0-0					
3-3-0	0-2-0	0-1-0		AWAY		1-0-0		0-0-0		2-0-0					
0-1-0	0-1-0	0-0-0		NEUTRAL		0-0-0		0-0-0		0-0-0					
<hr/>															
4-5-0	0-3-0	0-1-0		NON-CONFERENCE		1-0-0		1-1-0		2-0-0					
3-1-0	0-0-0	0-0-0		HOME		0-0-0		1-1-0		2-0-0					
1-3-0	0-2-0	0-0-		AWAY		1-0-0		0-0-0		0-0-0					
0-1-0	0-1-0	0-0-0		NEUTRAL		0-0-0		0-0-0		0-0-0					
<hr/>															
3-0-1	0-0-0	0-0-1		CONFERENCE		0-0-0		0-0-0		3-0-0					
1-0-1	0-0-0	0-0-1		HOME		0-0-0		0-0-0		1-0-0					
2-0-0	0-0-0	0-0-0		AWAY		0-0-0		0-0-0		2-0-0					
0-0-0	0-0-0	0-0-0		NEUTRAL		0-0-0		0-0-0		0-0-0					
<hr/>															
RPI S	Opponent	Score		RPI S	Opponent	Score		RPI S	Opponent	Score		RPI S	Opponent	Score	
3 A	North Carolina	1	2	36 A	UNCW	1	5	74 A	UNCG	3	2	111 H	UCF	2	1
7 A	South Fla.	0	2	42 H	FGCU	1	1					149 H	Georgia St.	1	2
24 N	Elon	2	5									156 H	Ga. Southern	2	1
												158 H	Appalachian St.	3	2
												167 H	Stetson	2	0
												175 A	Lipscomb	3	0
												190 A	Jacksonville	1	0
<hr/>															
LAST 10 GAMES															
	190 A Jacksonville	1	0	3 A	North Carolina	1	2								
	167 H Stetson	2	0	74 A	UNCG	3	2								
	42 H FGCU	1	1	7 A	South Fla.	0	2								
	175 A Lipscomb	3	0	111 H	UCF	2	1								
	156 H Ga. Southern	2	1	24 N	Elon	2	5								

Non-Div. I Games:

North Florida

Average RPI Win: 120		WON-LOST RECORD	WINNING PCT. RANK		LAST 10 GAMES	STRENGTH OF SCHEDULE	OPP. STRENGTH OF SCHEDULE	TEAM RPI	ADJ RPI	CONF. RPI	ADJ CONF. RPI						
Average RPI Loss: 54																	
DIV. I ONLY		7-5-1	.57692	70	4-5-1	53	70	52	.53507	56	13	13					
DIV. I NON-CONF.		5-4-0	.55556	83	2-4-0	59	54	48	.53768	53	11	11					
<hr/>																	
TOTALS		RPI 1-25		RPI 26-50		W-L RECORDS		RPI 51-100		RPI 101-150		RPI 150+					
7-5-1		0-2-0		1-1-1		OVERALL		2-1-0		1-1-0		3-0-0					
3-2-1		0-1-0		1-1-1		HOME		0-0-0		1-0-0		1-0-0					
4-3-0		0-1-0		0-0-0		AWAY		2-1-0		0-1-0		2-0-0					
0-0-0		0-0-0		0-0-0		NEUTRAL		0-0-0		0-0-0		0-0-0					
5-4-0		0-2-0		1-1-0		NON-CONFERENCE		1-0-0		1-1-0		2-0-0					
3-2-0		0-1-0		1-1-0		HOME		0-0-0		1-0-0		1-0-0					
2-2-0		0-1-0		0-0-		AWAY		1-0-0		0-1-0		1-0-0					
0-0-0		0-0-0		0-0-0		NEUTRAL		0-0-0		0-0-0		0-0-0					
2-1-1		0-0-0		0-0-1		CONFERENCE		1-1-0		0-0-0		1-0-0					
0-0-1		0-0-0		0-0-1		HOME		0-0-0		0-0-0		0-0-0					
2-1-0		0-0-0		0-0-0		AWAY		1-1-0		0-0-0		1-0-0					
0-0-0		0-0-0		0-0-0		NEUTRAL		0-0-0		0-0-0		0-0-0					
RPI	S	Opponent		Score		RPI	S	Opponent		Score		RPI	S	Opponent		Score	
2	A	Clemson		1	3	31	H	Boston U.		2	0	61	A	Harvard		0	1
14	H	Boston College		0	1	42	H	FGCU		1	2	67	A	Columbia		2	1
						48	H	Princeton		1	1	84	A	Providence		2	1

Non-Div. I Games:

Brown

Average RPI Win: 133		WON-LOST	WINNING	LAST 10	STRENGTH OF		OPP. STRENGTH	TEAM	ADJ		CONF.	ADJ CONF.
Average RPI Loss: 67		RECORD	PCT. RANK	GAMES	SCHEDULE		OF SCHEDULE	RPI	RPI		RPI	RPI
DIV. I ONLY		8-3-3	.67857	32	5-3-2		114	100	62		.53289	58
DIV. I NON-CONF.		6-1-2	.77778	21	3-1-1		145	117	78		.51178	77
TOTALS		RPI 1-25	RPI 26-50		W-L RECORDS		RPI 51-100		RPI 101-150		RPI 150+	
8-3-3		0-0-0	1-0-0		OVERALL		0-3-1		4-0-1		3-0-1	
3-1-0		0-0-0	0-0-0		HOME		0-1-0		2-0-0		1-0-0	
3-2-3		0-0-0	1-0-0		AWAY		0-2-1		1-0-1		1-0-1	
2-0-0		0-0-0	0-0-0		NEUTRAL		0-0-0		1-0-0		1-0-0	
6-1-2		0-0-0	0-0-0		NON-CONFERENCE		0-1-1		3-0-0		3-0-1	
2-0-0		0-0-0	0-0-0		HOME		0-0-0		1-0-0		1-0-0	
2-1-2		0-0-0	0-0-		AWAY		0-1-1		1-0-0		1-0-1	
2-0-0		0-0-0	0-0-0		NEUTRAL		0-0-0		1-0-0		1-0-0	
2-2-1		0-0-0	1-0-0		CONFERENCE		0-2-0		1-0-1		0-0-0	
1-1-0		0-0-0	0-0-0		HOME		0-1-0		1-0-0		0-0-0	
1-1-1		0-0-0	1-0-0		AWAY		0-1-0		0-0-1		0-0-0	
0-0-0		0-0-0	0-0-0		NEUTRAL		0-0-0		0-0-0		0-0-0	
RPI S	Opponent	Score	RPI S	Opponent	Score	RPI S	Opponent	Score	RPI S	Opponent	Score	
			49 A	UMass Lowell	3 1	61 A	Harvard	0 1	102 H	Hartwick	2 1	
						65 A	Albany (NY)	0 1	127 A	Northeastern	1 0	
						67 A	Columbia	1 1	132 A	UMBC	1 1	
						75 H	Binghamton	1 2	135 N	UNC Asheville	2 0	
									146 H	Stony Brook	3 2	
									162 A	Marist	3 1	
									163 A	Siena	3 3	
									165 H	Massachusetts	1 0	
									178 N	Central Conn. St.	2 0	
LAST 10 GAMES												
			65 A	Albany (NY)	0 1	49 A	UMass Lowell	3 1				
			132 A	UMBC	1 1	67 A	Columbia	1 1				
			75 H	Binghamton	1 2	127 A	Northeastern	1 0				
			146 H	Stony Brook	3 2	165 H	Massachusetts	1 0				
			61 A	Harvard	0 1	135 N	UNC Asheville	2 0				

Non-Div. I Games:

New Hampshire

Average RPI Win:	88	WON-LOST RECORD	WINNING PCT. RANK	LAST 10 GAMES	STRENGTH OF SCHEDULE	OPP. STRENGTH OF SCHEDULE	TEAM RPI	ADJ RPI	CONF. RPI	ADJ CONF. RPI		
DIV. I ONLY		6-3-5	.60714	56	3-3-4	65	30	55	.53119	59	3	3
DIV. I NON-CONF.		4-2-3	.61111	61	1-2-2	114	29	81	.50307	88	7	7
<hr/>												
TOTALS	RPI 1-25	RPI 26-50		W-L RECORDS		RPI 51-100		RPI 101-150		RPI 150+		
6-3-5	1-1-1	1-2-0		OVERALL		2-0-2		1-0-1		1-0-1		
5-1-2	1-0-0	1-1-0		HOME		2-0-1		1-0-1		0-0-0		
1-2-3	0-1-1	0-1-0		AWAY		0-0-1		0-0-0		1-0-1		
0-0-0	0-0-0	0-0-0		NEUTRAL		0-0-0		0-0-0		0-0-0		
<hr/>												
4-2-3	1-1-0	1-1-0		NON-CONFERENCE		0-0-1		1-0-1		1-0-1		
3-0-2	1-0-0	1-0-0		HOME		0-0-1		1-0-1		0-0-0		
1-2-1	0-1-0	0-0-		AWAY		0-0-0		0-0-0		1-0-1		
0-0-0	0-0-0	0-0-0		NEUTRAL		0-0-0		0-0-0		0-0-0		
<hr/>												
2-1-2	0-0-1	0-1-0		CONFERENCE		2-0-1		0-0-0		0-0-0		
2-1-0	0-0-0	0-1-0		HOME		2-0-0		0-0-0		0-0-0		
0-0-2	0-0-1	0-0-0		AWAY		0-0-1		0-0-0		0-0-0		
0-0-0	0-0-0	0-0-0		NEUTRAL		0-0-0		0-0-0		0-0-0		
<hr/>												
RPI S	Opponent	Score		RPI S	Opponent	Score		RPI S	Opponent	Score		
8 A	Stanford	0	0	29 A	Maryland	0	1	57 H	Oregon St.	1	0	
12 A	Seattle	1	2	33 H	UCLA	2	3	61 H	Harvard	0	0	
22 H	Dartmouth	3	2	43 H	Gonzaga	1	0	73 A	California	0	0	
								98 H	San Diego St.	1	0	
</												

Non-Div. I Games:

Washington

Average RPI Win: 122		WON-LOST RECORD		WINNING PCT. RANK		LAST 10 GAMES		STRENGTH OF SCHEDULE		OPP. STRENGTH OF SCHEDULE		TEAM RPI		ADJ RPI		CONF. RPI		ADJ CONF. RPI	
Average RPI Loss: 84																			
DIV. I ONLY		10-4-2		.6875 28		5-3-2		133		87		59		.53056 60		11		11	
DIV. I NON-CONF.		7-2-1		.75 26		2-1-1		123		91		65		.52827 63		13		13	
TOTALS		RPI 1-25		RPI 26-50		W-L RECORDS		RPI 51-100		RPI 101-150		RPI 150+							
10-4-2		2-0-0		0-2-1		OVERALL		1-1-0		3-0-1		4-1-0							
5-2-0		1-0-0		0-1-0		HOME		0-0-0		2-0-0		2-1-0							
3-2-2		1-0-0		0-1-1		AWAY		0-1-0		0-0-1		2-0-0							
2-0-0		0-0-0		0-0-0		NEUTRAL		1-0-0		1-0-0		0-0-0							
7-2-1		2-0-0		0-1-1		NON-CONFERENCE		1-0-0		1-0-0		3-1-0							
3-1-0		1-0-0		0-0-0		HOME		0-0-0		0-0-0		2-1-0							
2-1-1		1-0-0		0-1-		AWAY		0-0-0		0-0-0		1-0-0							
2-0-0		0-0-0		0-0-0		NEUTRAL		1-0-0		1-0-0		0-0-0							
3-2-1		0-0-0		0-1-0		CONFERENCE		0-1-0		2-0-1		1-0-0							
2-1-0		0-0-0		0-1-0		HOME		0-0-0		2-0-0		0-0-0							
1-1-1		0-0-0		0-0-0		AWAY		0-1-0		0-0-1		1-0-0							
0-0-0		0-0-0		0-0-0		NEUTRAL		0-0-0		0-0-0		0-0-0							
RPI S	Opponent	Score		RPI S	Opponent	Score		RPI S	Opponent	Score		RPI S	Opponent	Score					
21 H	Hofstra	2	0	31 H	Boston U.	0	1	54 N	Loyola Marymount	1	0	120 A	Army West Point	0	0				
25 A	Virginia	1	0	37 A	New Mexico	1	2	70 A	Colgate	1	2	136 H	Bucknell	3	0				
				48 A	Princeton	1	1					141 N	George Washington	2	1				
												142 H	Lafayette	1	0				
												152 A	George Mason	3	1				
												168 A	Loyola Maryland	3	0				
												177 H	Penn	4	0				
												197 H	Fairleigh Dickinson	3	4				
												206 H	Howard	6	0				
				LAST 10 GAMES															
				136 H	Bucknell	3	0	31 H	Boston U.	0	1								
				120 A	Army West Point	0	0	48 A	Princeton	1	1								
				25 A	Virginia	1	0	70 A	Colgate	1	2								
				142 H	Lafayette	1	0	54 N	Loyola Marymount	1	0								
				168 A	Loyola Maryland	3	0	37 A	New Mexico	1	2								

Non-Div. I Games:

American

Average RPI Win: 127		WON-LOST RECORD	WINNING PCT. RANK		LAST 10 GAMES	STRENGTH OF SCHEDULE	OPP. STRENGTH OF SCHEDULE	TEAM RPI	ADJ RPI		CONF. RPI	ADJ CONF. RPI					
Average RPI Loss: 43																	
DIV. I ONLY		6-5-2	.53846	86	6-3-1	42	76	63	.52926	61	13	13					
DIV. I NON-CONF.		3-4-2	.44444	124	3-2-1	18	51	33	.56378	35	11	11					
<hr/>																	
TOTALS		RPI 1-25		RPI 26-50		W-L RECORDS		RPI 51-100		RPI 101-150		RPI 150+					
6-5-2		0-1-1		0-2-0		OVERALL		2-2-1		2-0-0		2-0-0					
2-3-1		0-0-1		0-1-0		HOME		2-2-0		0-0-0		0-0-0					
4-2-1		0-1-0		0-1-0		AWAY		0-0-1		2-0-0		2-0-0					
0-0-0		0-0-0		0-0-0		NEUTRAL		0-0-0		0-0-0		0-0-0					
3-4-2		0-1-1		0-1-0		NON-CONFERENCE		1-2-1		2-0-0		0-0-0					
1-2-1		0-0-1		0-0-0		HOME		1-2-0		0-0-0		0-0-0					
2-2-1		0-1-0		0-0-		AWAY		0-0-1		2-0-0		0-0-0					
0-0-0		0-0-0		0-0-0		NEUTRAL		0-0-0		0-0-0		0-0-0					
3-1-0		0-0-0		0-1-0		CONFERENCE		1-0-0		0-0-0		2-0-0					
1-1-0		0-0-0		0-1-0		HOME		1-0-0		0-0-0		0-0-0					
2-0-0		0-0-0		0-0-0		AWAY		0-0-0		0-0-0		2-0-0					
0-0-0		0-0-0		0-0-0		NEUTRAL		0-0-0		0-0-0		0-0-0					
RPI	S	Opponent		Score		RPI	S	Opponent		Score		RPI	S	Opponent		Score	
12	A	Seattle		0	2	31	A	Boston U.		0	3	54	H	Loyola Marymount		0	1
15	H	SMU		2	2	48	H	Princeton		2	3	56	H	Brown		1	0
												58	H	New Hampshire		1	0
												59	A	Washington		0	0
												69	H	UConn		1	2

Non-Div. I Games:

Harvard

Average RPI Win:	116	WON-LOST	WINNING	LAST 10	STRENGTH OF	OPP. STRENGTH	TEAM	ADJ	CONF.	ADJ CONF.	
Average RPI Loss:	59	RECORD	PCT. RANK	GAMES	SCHEDULE	OF SCHEDULE	RPI	RPI	RPI	RPI	
DIV. I ONLY	7-4-3	.60714	56	6-2-2	72	102	64	.52873	62	16	16
DIV. I NON-CONF.	3-4-1	.4375	132	2-2-0	68	72	59	.5326	60	17	16
<hr/>											
TOTALS	RPI 1-25	RPI 26-50		W-L RECORDS		RPI 51-100		RPI 101-150		RPI 150+	
7-4-3	0-1-0	0-1-1		OVERALL		2-2-0		4-0-1		1-0-1	
4-2-1	0-0-0	0-1-1		HOME		1-1-0		2-0-0		1-0-0	
2-2-2	0-1-0	0-0-0		AWAY		1-1-0		1-0-1		0-0-1	
1-0-0	0-0-0	0-0-0		NEUTRAL		0-0-0		1-0-0		0-0-0	
<hr/>											
3-4-1	0-1-0	0-1-1		NON-CONFERENCE		0-2-0		3-0-0		0-0-0	
1-2-1	0-0-0	0-1-1		HOME		0-1-0		1-0-0		0-0-0	
1-2-0	0-1-0	0-0-		AWAY		0-1-0		1-0-0		0-0-0	
1-0-0	0-0-0	0-0-0		NEUTRAL		0-0-0		1-0-0		0-0-0	
<hr/>											
4-0-2	0-0-0	0-0-0		CONFERENCE		2-0-0		1-0-1		1-0-1	
3-0-0	0-0-0	0-0-0		HOME		1-0-0		1-0-0		1-0-0	
1-0-2	0-0-0	0-0-0		AWAY		1-0-0		0-0-1		0-0-1	
0-0-0	0-0-0	0-0-0		NEUTRAL		0-0-0		0-0-0		0-0-0	
<hr/>											
RPI S	Opponent	Score		RPI S	Opponent	Score		RPI S	Opponent	Score	
15 A	SMU	1	2	35 H	Northwestern	1	2	64 H	Wright St.	2	1
				39 H	Butler	1	1	81 A	Northern Ky.	1	0
								92 A	UAB	1	3
								93 H	Loyola Chicago	0	1
										108 H	Oakland
										118 A	DePaul
										130 H	Bradley
										143 A	Detroit
										149 N	Georgia St.
										159 H	Green Bay
										174 A	Milwaukee
	</										

Non-Div. I Games:

Ill.-Chicago

Average RPI Win: 108		WON-LOST RECORD		WINNING PCT. RANK		LAST 10 GAMES		STRENGTH OF SCHEDULE		OPP. STRENGTH OF SCHEDULE		TEAM RPI		ADJ RPI		CONF. RPI		ADJ CONF. RPI	
Average RPI Loss: 85																			
DIV. I ONLY		9-4-1		.67857 32		7-2-1		167		35		67		.52738 63		6		6	
DIV. I NON-CONF.		6-2-0		.75 26		4-0-0		169		55		77		.51563 75		6		6	
TOTALS		RPI 1-25		RPI 26-50		W-L RECORDS		RPI 51-100		RPI 101-150		RPI 150+							
9-4-1		1-1-0		0-0-0		OVERALL		2-2-0		4-0-1		2-1-0							
4-3-0		0-1-0		0-0-0		HOME		0-2-0		2-0-0		2-0-0							
5-1-1		1-0-0		0-0-0		AWAY		2-0-0		2-0-1		0-1-0							
0-0-0		0-0-0		0-0-0		NEUTRAL		0-0-0		0-0-0		0-0-0							
6-2-0		1-0-0		0-0-0		NON-CONFERENCE		1-1-0		2-0-0		2-1-0							
3-1-0		0-0-0		0-0-0		HOME		0-1-0		1-0-0		2-0-0							
3-1-0		1-0-0		0-0-		AWAY		1-0-0		1-0-0		0-1-0							
0-0-0		0-0-0		0-0-0		NEUTRAL		0-0-0		0-0-0		0-0-0							
3-2-1		0-1-0		0-0-0		CONFERENCE		1-1-0		2-0-1		0-0-0							
1-2-0		0-1-0		0-0-0		HOME		0-1-0		1-0-0		0-0-0							
2-0-1		0-0-0		0-0-0		AWAY		1-0-0		1-0-1		0-0-0							
0-0-0		0-0-0		0-0-0		NEUTRAL		0-0-0		0-0-0		0-0-0							
RPI S	Opponent	Score		RPI S	Opponent	Score		RPI S	Opponent	Score		RPI S	Opponent	Score					
5 A	Notre Dame	1	0					68 A	Villanova	2	1	103 H	Marquette	1	0				
9 H	Georgetown	0	1					71 H	Virginia Tech	1	3	118 A	DePaul	1	0				
								80 A	Cincinnati	2	1	121 A	Wisconsin	2	0				
								84 H	Providence	0	3	136 H	Bucknell	1	0				
												138 A	St. John's (NY)	0	0				
												166 H	IPFW	2	0				
												175 A	Lipscomb	1	2				
												179 H	Eastern Ill.	8	0				
				LAST 10 GAMES															
				103 H	Marquette	1	0	118 A	DePaul	1	0								
				68 A	Villanova	2	1	166 H	IPFW	2	0								
				138 A	St. John's (NY)	0	0	136 H	Bucknell	1	0								
				84 H	Providence	0	3	5 A	Notre Dame	1	0								
				9 H	Georgetown	0	1	80 A	Cincinnati	2	1								

Non-Div. I Games:

Xavier

Average RPI Win: 121		WON-LOST	WINNING	LAST 10	STRENGTH OF		OPP. STRENGTH	TEAM	ADJ		CONF.	ADJ CONF.
Average RPI Loss: 83		RECORD	PCT. RANK	GAMES	SCHEDULE		OF SCHEDULE	RPI	RPI		RPI	RPI
DIV. I ONLY		9-4-1	.67857	32	6-3-1		110	118	54		.52711	64
DIV. I NON-CONF.		5-1-0	.83333	10	2-0-0		73	83	41		.55245	43
TOTALS		RPI 1-25	RPI 26-50		W-L RECORDS		RPI 51-100		RPI 101-150		RPI 150+	
9-4-1		0-0-0	0-1-0		OVERALL		4-2-0		2-1-0		3-0-1	
3-2-1		0-0-0	0-0-0		HOME		2-1-0		1-1-0		0-0-1	
4-2-0		0-0-0	0-1-0		AWAY		0-1-0		1-0-0		3-0-0	
2-0-0		0-0-0	0-0-0		NEUTRAL		2-0-0		0-0-0		0-0-0	
5-1-0		0-0-0	0-1-0		NON-CONFERENCE		3-0-0		1-0-0		1-0-0	
2-0-0		0-0-0	0-0-0		HOME		1-0-0		1-0-0		0-0-0	
1-1-0		0-0-0	0-0-		AWAY		0-0-0		0-0-0		1-0-0	
2-0-0		0-0-0	0-0-0		NEUTRAL		2-0-0		0-0-0		0-0-0	
4-3-1		0-0-0	0-0-0		CONFERENCE		1-2-0		1-1-0		2-0-1	
1-2-1		0-0-0	0-0-0		HOME		1-1-0		0-1-0		0-0-1	
3-1-0		0-0-0	0-0-0		AWAY		0-1-0		1-0-0		2-0-0	
0-0-0		0-0-0	0-0-0		NEUTRAL		0-0-0		0-0-0		0-0-0	
RPI S	Opponent	Score	RPI S	Opponent	Score	RPI S	Opponent	Score	RPI S	Opponent	Score	
			46 A	Kentucky	1 2	62 A	Ill.-Chicago	1 2	104 H	West Virginia	3 1	
						72 N	Cal St. Fullerton	2 1	126 A	Cleveland St.	1 0	
						75 N	Binghamton	2 0	143 H	Detroit	2 3	
						80 H	Cincinnati	3 0	159 H	Green Bay	0 0	
						81 H	Northern Ky.	0 1	174 A	Milwaukee	1 0	
						85 H	Valparaiso	3 1	179 A	Eastern Ill.	2 0	
									196 A	Belmont	2 0	
LAST 10 GAMES												
			143 H	Detroit	2 3	159 H	Green Bay	0 0				
			196 A	Belmont	2 0	81 H	Northern Ky.	0 1				
			174 A	Milwaukee	1 0	126 A	Cleveland St.	1 0				
			85 H	Valparaiso	3 1	104 H	West Virginia	3 1				
			62 A	Ill.-Chicago	1 2	179 A	Eastern Ill.	2 0				

Non-Div. I Games:

Wright St.

Average RPI Win: 113		WON-LOST RECORD		WINNING PCT. RANK		LAST 10 GAMES		STRENGTH OF SCHEDULE		OPP. STRENGTH OF SCHEDULE		TEAM RPI		ADJ RPI		CONF. RPI		ADJ CONF. RPI					
DIV. I ONLY		8-7-1		.53125		96		5-5-0		30		119		58		.52552		65		9		9	
DIV. I NON-CONF.		5-5-1		.5		101		2-3-0		46		134		58		.52679		67		12		12	
TOTALS		RPI 1-25		RPI 26-50		W-L RECORDS		RPI 51-100		RPI 101-150		RPI 150+											
8-7-1		0-2-0		1-1-0		OVERALL		1-2-0		4-2-0		2-0-1											
6-2-1		0-1-0		1-0-0		HOME		1-1-0		3-0-0		1-0-1											
2-5-0		0-1-0		0-1-0		AWAY		0-1-0		1-2-0		1-0-0											
0-0-0		0-0-0		0-0-0		NEUTRAL		0-0-0		0-0-0		0-0-0											
5-5-1		0-2-0		0-1-0		NON-CONFERENCE		0-2-0		3-0-0		2-0-1											
3-2-1		0-1-0		0-0-0		HOME		0-1-0		2-0-0		1-0-1											
2-3-0		0-1-0		0-0-		AWAY		0-1-0		1-0-0		1-0-0											
0-0-0		0-0-0		0-0-0		NEUTRAL		0-0-0		0-0-0		0-0-0											
3-2-0		0-0-0		1-0-0		CONFERENCE		1-0-0		1-2-0		0-0-0											
3-0-0		0-0-0		1-0-0		HOME		1-0-0		1-0-0		0-0-0											
0-2-0		0-0-0		0-0-0		AWAY		0-0-0		0-2-0		0-0-0											
0-0-0		0-0-0		0-0-0		NEUTRAL		0-0-0		0-0-0		0-0-0											
RPI	S	Opponent		Score		RPI	S	Opponent		Score		RPI	S	Opponent		Score							
10	A	Syracuse		1	2	31	A	Boston U.		0	3	58	H	New Hampshire		1	0						
22	H	Dartmouth		0	3	49	H	UMass Lowell		2	1	68	H	Villanova		0	3						
												95	A	St. Francis Brooklyn		0	1						
														102 H Hartwick		3	0						
														110 H Hartford		2	1						
														129 H Rhode Island		1	0						
														132 A UMBC		0	1						
														142 A Lafayette		1	0						
														146 A Stony Brook		1	2						
														152 A George Mason		2	0						
														165 H Massachusetts		4	0						
														178 H Central Conn. St.		2	2						
LAST 10 GAMES																							
														</									

Non-Div. I Games:

Albany (NY)

Average RPI Win:		109	WON-LOST RECORD		WINNING PCT. RANK		LAST 10 GAMES		STRENGTH OF SCHEDULE		OPP. STRENGTH OF SCHEDULE		TEAM RPI		ADJ RPI		CONF. RPI		ADJ CONF. RPI					
DIV. I ONLY			7-5-2		.57143		74		4-4-2		104		28		73		.52335		66		21		21	
DIV. I NON-CONF.			4-4-0		.5		101		1-3-0		88		6		64		.53541		57		16		17	
TOTALS		RPI 1-25		RPI 26-50		W-L RECORDS		RPI 51-100		RPI 101-150		RPI 150+												
7-5-2		0-3-0		2-0-0		OVERALL		0-1-0		4-1-1		1-0-1												
4-4-0		0-2-0		0-0-0		HOME		0-1-0		3-1-0		1-0-0												
3-1-2		0-1-0		2-0-0		AWAY		0-0-0		1-0-1		0-0-1												
0-0-0		0-0-0		0-0-0		NEUTRAL		0-0-0		0-0-0		0-0-0												
4-4-0		0-3-0		2-0-0		NON-CONFERENCE		0-0-0		1-1-0		1-0-0												
2-3-0		0-2-0		0-0-0		HOME		0-0-0		1-1-0		1-0-0												
2-1-0		0-1-0		2-0-		AWAY		0-0-0		0-0-0		0-0-0												
0-0-0		0-0-0		0-0-0		NEUTRAL		0-0-0		0-0-0		0-0-0												
3-1-2		0-0-0		0-0-0		CONFERENCE		0-1-0		3-0-1		0-0-1												
2-1-0		0-0-0		0-0-0		HOME		0-1-0		2-0-0		0-0-0												
1-0-2		0-0-0		0-0-0		AWAY		0-0-0		1-0-1		0-0-1												
0-0-0		0-0-0		0-0-0		NEUTRAL		0-0-0		0-0-0		0-0-0												
RPI	S	Opponent		Score		RPI	S	Opponent		Score		RPI	S	Opponent		Score								
4	A	Akron		2	3	26	A	Louisville		3	2	52	H	Dayton		2	3	115	H	Davidson	1	0		
11	H	Denver		0	1	38	A	Tulsa		1	0							119	A	Fordham	1	0		
19	H	Indiana		2	3													121	H	Wisconsin	1	2		
																		128	H	VCU	2	0		
																		129	A	Rhode Island	1	1		
																		134	H	Memphis	3	0		
																		165	A	Massachusetts	0	0		
																		200	H	Central Ark.	3	1		
LAST 10 GAMES																								
						115	H	Davidson		1	0	52	H	Dayton		2	3							
						128	H	VCU		2	0	129	A	Rhode Island		1	1							
						119	A	Fordham		1	0	19	H	Indiana		2	3							
						121	H	Wisconsin		1	2	200	H	Central Ark.		3	1							
						165	A	Massachusetts		0	0	11	H	Denver		0	1							

Non-Div. I Games:

Saint Louis

Average RPI Win:	141	WON-LOST RECORD	WINNING PCT. RANK	LAST 10 GAMES	STRENGTH OF SCHEDULE	OPP. STRENGTH OF SCHEDULE	TEAM RPI	ADJ RPI	CONF. RPI	ADJ CONF. RPI		
DIV. I ONLY		8-4-1	.65385	42	5-4-1	138	108	68	.52332	67	13	13
DIV. I NON-CONF.		6-2-1	.72222	31	3-2-1	155	150	87	.50331	87	11	11
<hr/>												
TOTALS	RPI 1-25	RPI 26-50		W-L RECORDS		RPI 51-100		RPI 101-150		RPI 150+		
8-4-1	0-1-0	1-0-0		OVERALL		1-2-1		1-1-0		5-0-0		
3-1-1	0-0-0	0-0-0		HOME		0-1-1		0-0-0		3-0-0		
5-3-0	0-1-0	1-0-0		AWAY		1-1-0		1-1-0		2-0-0		
0-0-0	0-0-0	0-0-0		NEUTRAL		0-0-0		0-0-0		0-0-0		
6-2-1	0-0-0	0-0-0		NON-CONFERENCE		1-1-1		1-1-0		4-0-0		
2-0-1	0-0-0	0-0-0		HOME		0-0-1		0-0-0		2-0-0		
4-2-0	0-0-0	0-0-		AWAY		1-1-0		1-1-0		2-0-0		
0-0-0	0-0-0	0-0-0		NEUTRAL		0-0-0		0-0-0		0-0-0		
2-2-0	0-1-0	1-0-0		CONFERENCE		0-1-0		0-0-0		1-0-0		
1-1-0	0-0-0	0-0-0		HOME		0-1-0		0-0-0		1-0-0		
1-1-0	0-1-0	1-0-0		AWAY		0-0-0		0-0-0		0-0-0		
0-0-0	0-0-0	0-0-0		NEUTRAL		0-0-0		0-0-0		0-0-0		
RPI	S	Opponent	Score	RPI	S	Opponent	Score	RPI	S	Opponent	Score	
22	A	Dartmouth	1 2	48	A	Princeton	2 0	56	H	Brown	1 2	
								58	H	New Hampshire	1 1	
								77	A	Temple	1 3	
								84	A	Providence	2 1	
										101	A Delaware	1 0
										119	A Fordham	0 1
										162	A Marist	2 0
										165	H Massachusetts	1 0
										177	H Penn	2 1
										189	A Drexel	1 0
										198	H Sacred Heart	1 0
<hr/>												
LAST 10 GAMES												
		22	A	Dartmouth	1	2		189	A	Drexel	1	0
		198	H	Sacred Heart	1	0		56	H	Brown	1	2
		48	A	Princeton	2	0		58	H	New Hampshire	1	1
		77	A	Temple	1	3		119	A	Fordham	0	1
		177	H	Penn	2	1		101	A	Delaware	1	0

Non-Div. I Games:

Columbia

Average RPI Win:	124	WON-LOST RECORD	WINNING PCT. RANK	LAST 10 GAMES	STRENGTH OF SCHEDULE	OPP. STRENGTH OF SCHEDULE	TEAM RPI	ADJ RPI	CONF. RPI	ADJ CONF. RPI			
DIV. I ONLY		7-7-0	.5	98	4-6-0	45	109	69	.52314	68	6	6	
DIV. I NON-CONF.		5-3-0	.625	54	2-2-0	82	156	89	.50334	86	6	6	
<hr/>													
TOTALS	RPI 1-25	RPI 26-50		W-L RECORDS		RPI 51-100		RPI 101-150		RPI 150+			
7-7-0	0-1-0	0-2-0		OVERALL		2-3-0		3-1-0		2-0-0			
5-2-0	0-0-0	0-0-0		HOME		1-2-0		3-0-0		1-0-0			
2-5-0	0-1-0	0-2-0		AWAY		1-1-0		0-1-0		1-0-0			
0-0-0	0-0-0	0-0-0		NEUTRAL		0-0-0		0-0-0		0-0-0			
5-3-0	0-0-0	0-1-0		NON-CONFERENCE		1-2-0		2-0-0		2-0-0			
3-1-0	0-0-0	0-0-0		HOME		0-1-0		2-0-0		1-0-0			
2-2-0	0-0-0	0-0-		AWAY		1-1-0		0-0-0		1-0-0			
0-0-0	0-0-0	0-0-0		NEUTRAL		0-0-0		0-0-0		0-0-0			
2-4-0	0-1-0	0-1-0		CONFERENCE		1-1-0		1-1-0		0-0-0			
2-1-0	0-0-0	0-0-0		HOME		1-1-0		1-0-0		0-0-0			
0-3-0	0-1-0	0-1-0		AWAY		0-0-0		0-1-0		0-0-0			
0-0-0	0-0-0	0-0-0		NEUTRAL		0-0-0		0-0-0		0-0-0			
RPI	S	Opponent	Score	RPI	S	Opponent	Score	RPI	S	Opponent	Score		
6	A	Creighton	1 5	29	A	Maryland	0 2	63	H	Xavier	1 2		
				39	A	Butler	0 3	65	A	Albany (NY)	3 0		
								77	H	Temple	1 2		
								84	H	Providence	2 1		
								86	A	Monmouth	1 3		
										101	H	Delaware	2 1
										103	H	Marquette	2 1
										118	A	DePaul	2 3
										146	H	Stony Brook	2 1
										181	A	La Salle	2 0
										189	H	Drexel	4 3
<hr/>													
LAST 10 GAMES													
6	A	Creighton	1 5	103	H	Marquette	2 1						
63	H	Xavier	1 2	181	A	La Salle	2 0						
84	H	Providence	2 1	39	A	Butler	0 3						
118	A	DePaul	2 3	146	H	Stony Brook	2 1						
29	A	Maryland	0 2	77	H	Temple	1 2						

Non-Div. I Games:

Villanova

Average RPI Win: 79		WON-LOST	WINNING	LAST 10	STRENGTH OF	OPP. STRENGTH	TEAM	ADJ	CONF.	ADJ CONF.				
Average RPI Loss: 39		RECORD	PCT. RANK	GAMES	SCHEDULE	OF SCHEDULE	RPI	RPI	RPI	RPI				
DIV. I ONLY		5-5-5	.5	98	3-5-2	22	40	65	.52153	69	4	4		
DIV. I NON-CONF.		3-2-3	.5625	73	1-2-0	35	44	61	.52683	66	4	4		
<hr/>														
TOTALS		RPI 1-25	RPI 26-50		W-L RECORDS		RPI 51-100		RPI 101-150		RPI 150+			
5-5-5		1-3-1	0-1-1		OVERALL		2-0-2		2-1-0		0-0-1			
3-1-4		1-0-1	0-0-0		HOME		0-0-2		2-1-0		0-0-1			
2-4-1		0-3-0	0-1-1		AWAY		2-0-0		0-0-0		0-0-0			
0-0-0		0-0-0	0-0-0		NEUTRAL		0-0-0		0-0-0		0-0-0			
3-2-3		1-1-1	0-1-0		NON-CONFERENCE		1-0-1		1-0-0		0-0-1			
2-0-3		1-0-1	0-0-0		HOME		0-0-1		1-0-0		0-0-1			
1-2-0		0-1-0	0-0-		AWAY		1-0-0		0-0-0		0-0-0			
0-0-0		0-0-0	0-0-0		NEUTRAL		0-0-0		0-0-0		0-0-0			
2-3-2		0-2-0	0-0-1		CONFERENCE		1-0-1		1-1-0		0-0-0			
1-1-1		0-0-0	0-0-0		HOME		0-0-1		1-1-0		0-0-0			
1-2-1		0-2-0	0-0-1		AWAY		1-0-0		0-0-0		0-0-0			
0-0-0		0-0-0	0-0-0		NEUTRAL		0-0-0		0-0-0		0-0-0			
RPI	S	Opponent	Score		RPI	S	Opponent	Score		RPI	S	Opponent	Score	
7	A	South Fla.	0	1	26	A	Louisville	1	2	61	A	Harvard	2	1
14	A	Boston College	1	3	38	A	Tulsa	1	1	77	A	Temple	2	0
15	A	SMU	0	1						80	H	Cincinnati	1	1
18	H	UC Santa Barbara	2	1						95	H	St. Francis Brooklyn	0	0
22	H	Dartmouth	0	0										
<hr/>														
LAST 10 GAMES														
38	A	Tulsa	1	1	80	H	Cincinnati	1	1					
77	A	Temple	2	0	134	H	Memphis	0	1					
111	H	UCF	2	1	7	A	South Fla.	0	1					
26	A	Louisville	1	2	14	A	Boston College	1	3					
15	A	SMU	0	1	129	H	Rhode Island	1	0					

Non-Div. I Games:

UConn

Average RPI Win:		101	WON-LOST RECORD		WINNING PCT. RANK		LAST 10 GAMES		STRENGTH OF SCHEDULE		OPP. STRENGTH OF SCHEDULE		TEAM RPI		ADJ RPI		CONF. RPI		ADJ CONF. RPI				
DIV. I ONLY			7-6-2		.53333	92	4-5-1		43		105		66		.52067	70		11		11			
DIV. I NON-CONF.			3-4-2		.44444	124	0-3-1		86		78		84		.50497	83		13		13			
TOTALS		RPI 1-25		RPI 26-50				W-L RECORDS		RPI 51-100				RPI 101-150				RPI 150+					
7-6-2		1-1-0		0-2-1				OVERALL		2-1-0				4-0-1				0-2-0					
4-4-0		0-1-0		0-2-0				HOME		1-0-0				3-0-0				0-1-0					
3-2-2		1-0-0		0-0-1				AWAY		1-1-0				1-0-1				0-1-0					
0-0-0		0-0-0		0-0-0				NEUTRAL		0-0-0				0-0-0				0-0-0					
3-4-2		1-1-0		0-1-1				NON-CONFERENCE		0-0-0				2-0-1				0-2-0					
2-3-0		0-1-0		0-1-0				HOME		0-0-0				2-0-0				0-1-0					
1-1-2		1-0-0		0-1-				AWAY		0-0-0				0-0-1				0-1-0					
0-0-0		0-0-0		0-0-0				NEUTRAL		0-0-0				0-0-0				0-0-0					
4-2-0		0-0-0		0-1-0				CONFERENCE		2-1-0				2-0-0				0-0-0					
2-1-0		0-0-0		0-1-0				HOME		1-0-0				1-0-0				0-0-0					
2-1-0		0-0-0		0-0-0				AWAY		1-1-0				1-0-0				0-0-0					
0-0-0		0-0-0		0-0-0				NEUTRAL		0-0-0				0-0-0				0-0-0					
RPI	S	Opponent		Score		RPI	S	Opponent		Score		RPI	S	Opponent		Score		RPI	S	Opponent		Score	
10	H	Syracuse		0	2	31	H	Boston U.		0	1	60	H	American		2	1	102	A	Hartwick		3	3
22	A	Dartmouth		1	0	34	H	Rutgers		1	2	91	A	Lehigh		0	1	112	H	Holy Cross		2	0
						35	A	Northwestern		1	1	97	A	Navy		1	0	136	A	Bucknell		2	0
																		137	H	UC Riverside		2	1
																		140	H	Air Force		3	2
																		172	H	Duquesne		0	1
																		184	A	Cornell		0	1
LAST 10 GAMES																							
						97	A	Navy		1	0	31	H	Boston U.		0	1						
						102	A	Hartwick		3	3	91	A	Lehigh		0	1						
						112	H	Holy Cross		2	0	10	H	Syracuse		0	2						
						184	A	Cornell		0	1	60	H	American		2	1						
						136	A	Bucknell		2	0	172	H	Duquesne		0	1						

Non-Div. I Games:

Colgate

Average RPI Win:	111	WON-LOST	WINNING	LAST 10	STRENGTH OF	OPP. STRENGTH	TEAM	ADJ	CONF.	ADJ CONF.	
Average RPI Loss:	42	RECORD	PCT. RANK	GAMES	SCHEDULE	OF SCHEDULE	RPI	RPI	RPI	RPI	
DIV. I ONLY	5-7-3	.43333	137	2-5-3	27	19	74	.52063	71	1	1
DIV. I NON-CONF.	5-3-0	.625	54	2-2-0	104	114	130	.46808	128	1	1
<hr/>											
TOTALS	RPI 1-25	RPI 26-50		W-L RECORDS		RPI 51-100		RPI 101-150		RPI 150+	
5-7-3	0-4-1	0-1-1		OVERALL		2-1-0		2-1-1		1-0-0	
2-4-1	0-3-1	0-0-0		HOME		0-1-0		2-0-0		0-0-0	
3-3-2	0-1-0	0-1-1		AWAY		2-0-0		0-1-1		1-0-0	
0-0-0	0-0-0	0-0-0		NEUTRAL		0-0-0		0-0-0		0-0-0	
5-3-0	0-0-0	0-1-0		NON-CONFERENCE		2-1-0		2-1-0		1-0-0	
2-1-0	0-0-0	0-0-0		HOME		0-1-0		2-0-0		0-0-0	
3-2-0	0-0-0	0-0-		AWAY		2-0-0		0-1-0		1-0-0	
0-0-0	0-0-0	0-0-0		NEUTRAL		0-0-0		0-0-0		0-0-0	
0-4-3	0-4-1	0-0-1		CONFERENCE		0-0-0		0-0-1		0-0-0	
0-3-1	0-3-1	0-0-0		HOME		0-0-0		0-0-0		0-0-0	
0-1-2	0-1-0	0-0-1		AWAY		0-0-0		0-0-1		0-0-0	
0-0-0	0-0-0	0-0-0		NEUTRAL		0-0-0		0-0-0		0-0-0	
RPI	S	Opponent	Score	RPI	S	Opponent	Score	RPI	S	Opponent	Score
2	A	Clemson	0 2	26	A	Louisville	1 1	63	A	Xavier	3 1
3	H	North Carolina	0 2	28	A	Charlotte	0 5	74	H	UNCG	0 1
5	H	Notre Dame	0 0					80	A	Cincinnati	5 1
14	H	Boston College	1 4								
25	H	Virginia	0 1								
								</			

Non-Div. I Games:

Virginia Tech

Average RPI Win:		126	WON-LOST RECORD		WINNING PCT. RANK		LAST 10 GAMES		STRENGTH OF SCHEDULE		OPP. STRENGTH OF SCHEDULE		TEAM RPI		ADJ RPI		CONF. RPI		ADJ CONF. RPI	
DIV. I ONLY			9-7-1		.55882 84		5-4-1		88		73		70		.52011 72		7		7	
DIV. I NON-CONF.			5-4-0		.55556 83		1-1-0		78		125		71		.51844 72		5		5	
TOTALS		RPI 1-25		RPI 26-50		W-L RECORDS		RPI 51-100		RPI 101-150		RPI 150+								
9-7-1		0-2-1		0-2-0		OVERALL		3-2-0		4-1-0		2-0-0								
7-3-0		0-0-0		0-1-0		HOME		1-1-0		4-1-0		2-0-0								
2-3-1		0-2-1		0-1-0		AWAY		2-0-0		0-0-0		0-0-0								
0-1-0		0-0-0		0-0-0		NEUTRAL		0-1-0		0-0-0		0-0-0								
5-4-0		0-1-0		0-2-0		NON-CONFERENCE		1-1-0		2-0-0		2-0-0								
4-1-0		0-0-0		0-1-0		HOME		0-0-0		2-0-0		2-0-0								
1-2-0		0-1-0		0-0-		AWAY		1-0-0		0-0-0		0-0-0								
0-1-0		0-0-0		0-0-0		NEUTRAL		0-1-0		0-0-0		0-0-0								
4-3-1		0-1-1		0-0-0		CONFERENCE		2-1-0		2-1-0		0-0-0								
3-2-0		0-0-0		0-0-0		HOME		1-1-0		2-1-0		0-0-0								
1-1-1		0-1-1		0-0-0		AWAY		1-0-0		0-0-0		0-0-0								
0-0-0		0-0-0		0-0-0		NEUTRAL		0-0-0		0-0-0		0-0-0								
RPI	S	Opponent			Score		RPI	S	Opponent			Score		RPI	S	Opponent			Score	
17	A	Ohio St.			0	2	40	H	San Diego			1	3	51	A	CSUN			1	0
18	A	UC Santa Barbara			1	2	45	A	Utah Valley			1	2	51	H	CSUN			1	2
23	A	Cal Poly			0	0								64	N	Wright St.			1	2
														87	A	Santa Clara			2	1
														94	H	UC Irvine			3	0

Non-Div. I Games:

Cal St. Fullerton

UNCG

Average RPI Win: 127		WON-LOST RECORD		WINNING PCT. RANK		LAST 10 GAMES		STRENGTH OF SCHEDULE		OPP. STRENGTH OF SCHEDULE		TEAM RPI		ADJ RPI		CONF. RPI		ADJ CONF. RPI	
Average RPI Loss: 92																			
DIV. I ONLY		9-5-3		.61765 53		5-3-2		112		104		76		.51781 74		15		15	
DIV. I NON-CONF.		4-4-1		.5 101		0-2-0		157		60		95		.49925 90		15		15	
TOTALS		RPI 1-25		RPI 26-50		W-L RECORDS		RPI 51-100		RPI 101-150		RPI 150+							
9-5-3		0-0-0		0-1-1		OVERALL		5-1-1		1-3-1		3-0-0							
5-2-2		0-0-0		0-1-0		HOME		2-1-1		1-0-1		2-0-0							
4-3-1		0-0-0		0-0-1		AWAY		3-0-0		0-3-0		1-0-0							
0-0-0		0-0-0		0-0-0		NEUTRAL		0-0-0		0-0-0		0-0-0							
4-4-1		0-0-0		0-1-1		NON-CONFERENCE		1-1-0		1-2-0		2-0-0							
3-2-0		0-0-0		0-1-0		HOME		0-1-0		1-0-0		2-0-0							
1-2-1		0-0-0		0-1-		AWAY		1-0-0		0-2-0		0-0-0							
0-0-0		0-0-0		0-0-0		NEUTRAL		0-0-0		0-0-0		0-0-0							
5-1-2		0-0-0		0-0-0		CONFERENCE		4-0-1		0-1-1		1-0-0							
2-0-2		0-0-0		0-0-0		HOME		2-0-1		0-0-1		0-0-0							
3-1-0		0-0-0		0-0-0		AWAY		2-0-0		0-1-0		1-0-0							
0-0-0		0-0-0		0-0-0		NEUTRAL		0-0-0		0-0-0		0-0-0							
RPI S	Opponent	Score		RPI S	Opponent	Score		RPI S	Opponent	Score		RPI S	Opponent	Score					
				32 A	South Carolina	3	3	55 H	North Florida	2	3	104 A	West Virginia	0	1				
				36 H	UNCW	1	2	71 A	Virginia Tech	1	0	116 A	Furman	0	2				
								78 A	Mercer	3	2	116 H	Furman	0	0				
								78 H	Mercer	2	1	145 H	Longwood	3	1				
								82 H	ETSU	1	1	150 A	High Point	0	1				
								90 A	Wofford	2	1	190 H	Jacksonville	1	0				
								90 H	Wofford	3	0	194 H	UTRGV	2	0				
												205 A	VMI	7	0				
				LAST 10 GAMES															
				90 H	Wofford	3	0	82 H	ETSU	1	1								
				78 A	Mercer	3	2	116 A	Furman	0	2								
				116 H	Furman	0	0	78 H	Mercer	2	1								
				90 A	Wofford	2	1	104 A	West Virginia	0	1								
				205 A	VMI	7	0	150 A	High Point	0	1								

Non-Div. I Games:

UNCG

Average RPI Win: 108		WON-LOST RECORD		WINNING PCT. RANK		LAST 10 GAMES		STRENGTH OF SCHEDULE		OPP. STRENGTH OF SCHEDULE		TEAM RPI		ADJ RPI		CONF. RPI		ADJ CONF. RPI	
DIV. I ONLY		6-6-3		.5 98		3-5-2		69		53		87		.5157 76		2		2	
DIV. I NON-CONF.		4-3-1		.5625 73		2-2-0		124		96		114		.47823 112		3		2	
TOTALS		RPI 1-25		RPI 26-50		W-L RECORDS		RPI 51-100		RPI 101-150		RPI 150+							
6-6-3		1-1-1		1-3-0		OVERALL		1-1-1		0-1-1		3-0-0							
4-2-1		1-0-0		0-2-0		HOME		1-0-1		0-0-0		2-0-0							
2-4-2		0-1-1		1-1-0		AWAY		0-1-0		0-1-1		1-0-0							
0-0-0		0-0-0		0-0-0		NEUTRAL		0-0-0		0-0-0		0-0-0							
4-3-1		0-1-0		0-0-0		NON-CONFERENCE		1-1-1		0-1-0		3-0-0							
3-0-1		0-0-0		0-0-0		HOME		1-0-1		0-0-0		2-0-0							
1-3-0		0-1-0		0-0-		AWAY		0-1-0		0-1-0		1-0-0							
0-0-0		0-0-0		0-0-0		NEUTRAL		0-0-0		0-0-0		0-0-0							
2-3-2		1-0-1		1-3-0		CONFERENCE		0-0-0		0-0-1		0-0-0							
1-2-0		1-0-0		0-2-0		HOME		0-0-0		0-0-0		0-0-0							
1-1-2		0-0-1		1-1-0		AWAY		0-0-0		0-0-1		0-0-0							
0-0-0		0-0-0		0-0-0		NEUTRAL		0-0-0		0-0-0		0-0-0							
RPI S	Opponent		Score		RPI S	Opponent		Score		RPI S	Opponent		Score		RPI S	Opponent		Score	
4	A	Akron	0	1	29	H	Maryland	3	4	54	H	Loyola Marymount	3	0	104	A	West Virginia	0	3
17	A	Ohio St.	1	1	34	A	Rutgers	2	0	77	A	Temple	0	2	121	A	Wisconsin	2	2
19	H	Indiana	1	0	44	H	Michigan	0	2	97	H	Navy	1	1	173	H	San Francisco	1	0
					47	A	Michigan St.	1	2						177	A	Penn	2	0
															188	H	James Madison	2	0
LAST 10 GAMES																			
					121	A	Wisconsin	2	2	34	A	Rutgers	2	0					
					54	H	Loyola Marymount	3	0	4	A	Akron	0	1					
					47	A	Michigan St.	1	2	44	H	Michigan	0	2					
					104	A	West Virginia	0	3	177	A	Penn	2	0					
					29	H	Maryland	3	4	17	A	Ohio St.	1	1					

Non-Div. I Games:

Penn St.

Average RPI Win: 128		WON-LOST	WINNING	LAST 10	STRENGTH OF	OPP. STRENGTH	TEAM	ADJ	CONF.	ADJ CONF.			
Average RPI Loss: 61		RECORD	PCT. RANK	GAMES	SCHEDULE	OF SCHEDULE	RPI	RPI	RPI	RPI			
DIV. I ONLY		10-5-2	.64706	43	4-5-1	153	71	77	.51517	77	4	4	
DIV. I NON-CONF.		8-0-2	.9	5	2-0-1	160	158	93	.49883	91	4	4	
<hr/>													
TOTALS		RPI 1-25		RPI 26-50		W-L RECORDS		RPI 51-100		RPI 101-150		RPI 150+	
10-5-2		0-1-0		0-1-0		OVERALL		4-2-0		2-1-2		4-0-0	
7-2-0		0-1-0		0-0-0		HOME		3-1-0		2-0-0		2-0-0	
3-3-2		0-0-0		0-1-0		AWAY		1-1-0		0-1-2		2-0-0	
0-0-0		0-0-0		0-0-0		NEUTRAL		0-0-0		0-0-0		0-0-0	
8-0-2		0-0-0		0-0-0		NON-CONFERENCE		3-0-0		1-0-2		4-0-0	
5-0-0		0-0-0		0-0-0		HOME		2-0-0		1-0-0		2-0-0	
3-0-2		0-0-0		0-0-		AWAY		1-0-0		0-0-2		2-0-0	
0-0-0		0-0-0		0-0-0		NEUTRAL		0-0-0		0-0-0		0-0-0	
2-5-0		0-1-0		0-1-0		CONFERENCE		1-2-0		1-1-0		0-0-0	
2-2-0		0-1-0		0-0-0		HOME		1-1-0		1-0-0		0-0-0	
0-3-0		0-0-0		0-1-0		AWAY		0-1-0		0-1-0		0-0-0	
0-0-0		0-0-0		0-0-0		NEUTRAL		0-0-0		0-0-0		0-0-0	
RPI	S	Opponent		Score	RPI	S	Opponent		Score	RPI	S	Opponent	Score
7	H	South Fla.		0 1	38	A	Tulsa		0 2	67	H	Columbia	3 1
										68	A	Villanova	2 1
										69	H	UConn	0 2
										76	H	Penn St.	2 0
										80	A	Cincinnati	2 3
										80	H	Cincinnati	3 1
										101	A	Delaware	0 0
										107	H	Rider	3 1
										111	A	UCF	1 3
										127	A	Northeastern	1 1
										134	H	Memphis	4 0
										177	A	Penn	3 0
										181	H	La Salle	4 1
										191	A	Manhattan	1 0
										203	H	Yale	2 0
					LAST 10 GAMES								
					80	H	Cincinnati		3 1	111	A	UCF	1 3
					69	H	UConn		0 2	7	H	South Fla.	0 1
					38	A	Tulsa		0 2	101	A	Delaware	0 0
					67	H	Columbia		3 1	80	A	Cincinnati	2 3
					134	H	Memphis		4 0	181	H	La Salle	4 1

Non-Div. I Games:

Temple

Mercer

Average RPI Win: 140		WON-LOST RECORD		WINNING PCT. RANK		LAST 10 GAMES		STRENGTH OF SCHEDULE		OPP. STRENGTH OF SCHEDULE		TEAM RPI		ADJ RPI		CONF. RPI		ADJ CONF. RPI	
DIV. I ONLY		9-6-1		.59375 66		6-3-1		118		126		84		.51377 78		15		15	
DIV. I NON-CONF.		5-3-0		.625 54		2-0-0		66		82		55		.53834 52		15		15	
TOTALS		RPI 1-25		RPI 26-50		W-L RECORDS		RPI 51-100		RPI 101-150		RPI 150+							
9-6-1		0-1-0		1-2-0		OVERALL		2-2-1		2-1-0		4-0-0							
4-2-0		0-0-0		0-0-0		HOME		1-1-0		0-1-0		3-0-0							
5-3-1		0-1-0		1-1-0		AWAY		1-1-1		2-0-0		1-0-0							
0-1-0		0-0-0		0-1-0		NEUTRAL		0-0-0		0-0-0		0-0-0							
5-3-0		0-1-0		1-2-0		NON-CONFERENCE		0-0-0		2-0-0		2-0-0							
2-0-0		0-0-0		0-0-0		HOME		0-0-0		0-0-0		2-0-0							
3-2-0		0-1-0		1-0-		AWAY		0-0-0		2-0-0		0-0-0							
0-1-0		0-0-0		0-1-0		NEUTRAL		0-0-0		0-0-0		0-0-0							
4-3-1		0-0-0		0-0-0		CONFERENCE		2-2-1		0-1-0		2-0-0							
2-2-0		0-0-0		0-0-0		HOME		1-1-0		0-1-0		1-0-0							
2-1-1		0-0-0		0-0-0		AWAY		1-1-1		0-0-0		1-0-0							
0-0-0		0-0-0		0-0-0		NEUTRAL		0-0-0		0-0-0		0-0-0							
RPI S	Opponent		Score		RPI S	Opponent		Score		RPI S	Opponent		Score		RPI S	Opponent		Score	
2	A	Clemson	1	4	32	A	South Carolina	1	2	74	A	UNCG	1	2	111	A	UCF	2	0
					45	A	Utah Valley	1	0	74	H	UNCG	2	3	116	H	Furman	0	1
					50	N	UNLV	0	2	82	A	ETSU	1	0	149	A	Georgia St.	3	2
										90	A	Wofford	1	1	175	H	Lipscomb	1	0
										90	H	Wofford	2	1	201	H	Presbyterian	2	0
															205	A	VMI	2	1
															205	H	VMI	2	1
				LAST 10 GAMES															
					205	H	VMI	2	1	116	H	Furman	0	1					
					74	H	UNCG	2	3	90	H	Wofford	2	1					
					90	A	Wofford	1	1	74	A	UNCG	1	2					
					205	A	VMI	2	1	175	H	Lipscomb	1	0					
					82	A	ETSU	1	0	201	H	Presbyterian	2	0					

Non-Div. I Games:

Mercer

Average RPI Win: 160		WON-LOST	WINNING	LAST 10	STRENGTH OF		OPP. STRENGTH	TEAM	ADJ		CONF.	ADJ CONF.
Average RPI Loss: 79		RECORD	PCT. RANK	GAMES	SCHEDULE		OF SCHEDULE	RPI	RPI		RPI	RPI
DIV. I ONLY		8-3-3	.67857	32	4-3-3		163	85	82	.51273	79	8
DIV. I NON-CONF.		7-2-2	.72727	30	3-2-2		181	120	100	.49354	98	10
TOTALS		RPI 1-25	RPI 26-50		W-L RECORDS		RPI 51-100		RPI 101-150		RPI 150+	
8-3-3		0-0-1	0-1-0		OVERALL		0-1-1		1-1-1		7-0-0	
6-1-2		0-0-1	0-0-0		HOME		0-1-1		1-0-0		5-0-0	
2-2-1		0-0-0	0-1-0		AWAY		0-0-0		0-1-1		2-0-0	
0-0-0		0-0-0	0-0-0		NEUTRAL		0-0-0		0-0-0		0-0-0	
7-2-2		0-0-0	0-1-0		NON-CONFERENCE		0-1-1		0-0-1		7-0-0	
5-1-1		0-0-0	0-0-0		HOME		0-1-1		0-0-0		5-0-0	
2-1-1		0-0-0	0-0-		AWAY		0-0-0		0-0-1		2-0-0	
0-0-0		0-0-0	0-0-0		NEUTRAL		0-0-0		0-0-0		0-0-0	
1-1-1		0-0-1	0-0-0		CONFERENCE		0-0-0		1-1-0		0-0-0	
1-0-1		0-0-1	0-0-0		HOME		0-0-0		1-0-0		0-0-0	
0-1-0		0-0-0	0-0-0		AWAY		0-0-0		0-1-0		0-0-0	
0-0-0		0-0-0	0-0-0		NEUTRAL		0-0-0		0-0-0		0-0-0	
RPI S	Opponent	Score	RPI S	Opponent	Score	RPI S	Opponent	Score	RPI S	Opponent	Score	
4 H	Akron	1 1	47 A	Michigan St.	1 2	52 H	Dayton	1 1	104 A	West Virginia	0 1	
						85 H	Valparaiso	0 2	109 H	Bowling Green	2 1	
									143 A	Detroit	0 0	
									151 H	Marshall	2 0	
									159 H	Green Bay	3 0	
									160 H	Western Ill.	1 0	
									161 H	St. Mary's (CA)	1 0	
									166 A	IPFW	1 0	
									171 A	IUPUI	1 0	
									202 H	St. Bonaventure	8 0	
LAST 10 GAMES												
4 H	Akron	1 1	161 H	St. Mary's (CA)	1 0							
159 H	Green Bay	3 0	143 A	Detroit	0 0							
109 H	Bowling Green	2 1	85 H	Valparaiso	0 2							
47 A	Michigan St.	1 2	52 H	Dayton	1 1							
104 A	West Virginia	0 1	160 H	Western Ill.	1 0							

Non-Div. I Games:

Western Mich.

Average RPI Win:		121	WON-LOST RECORD		WINNING PCT. RANK		LAST 10 GAMES		STRENGTH OF SCHEDULE		OPP. STRENGTH OF SCHEDULE		TEAM RPI		ADJ RPI		CONF. RPI		ADJ CONF. RPI				
DIV. I ONLY			7-7-3		.5	98	3-4-3		54		65		78		.51271		80		4		4		
DIV. I NON-CONF.			6-4-0		.6	64	2-1-0		97		107		101		.49064		99		4		4		
TOTALS		RPI 1-25		RPI 26-50		W-L RECORDS		RPI 51-100		RPI 101-150		RPI 150+											
7-7-3		0-2-0		0-0-1		OVERALL		3-4-1		1-1-1		3-0-0											
6-3-2		0-1-0		0-0-1		HOME		3-2-0		0-0-1		3-0-0											
1-4-1		0-1-0		0-0-0		AWAY		0-2-1		1-1-0		0-0-0											
0-0-0		0-0-0		0-0-0		NEUTRAL		0-0-0		0-0-0		0-0-0											
6-4-0		0-0-0		0-0-0		NON-CONFERENCE		2-3-0		1-1-0		3-0-0											
5-2-0		0-0-0		0-0-0		HOME		2-2-0		0-0-0		3-0-0											
1-2-0		0-0-0		0-0-		AWAY		0-1-0		1-1-0		0-0-0											
0-0-0		0-0-0		0-0-0		NEUTRAL		0-0-0		0-0-0		0-0-0											
1-3-3		0-2-0		0-0-1		CONFERENCE		1-1-1		0-0-1		0-0-0											
1-1-2		0-1-0		0-0-1		HOME		1-0-0		0-0-1		0-0-0											
0-2-1		0-1-0		0-0-0		AWAY		0-1-1		0-0-0		0-0-0											
0-0-0		0-0-0		0-0-0		NEUTRAL		0-0-0		0-0-0		0-0-0											
RPI	S	Opponent		Score		RPI	S	Opponent		Score		RPI	S	Opponent		Score							
7	A	South Fla.		0	3	38	H	Tulsa		1	1	63	H	Xavier		1	2	108	A	Oakland		3	0
15	H	SMU		0	1							64	A	Wright St.		0	3	126	A	Cleveland St.		1	3
												69	A	UConn		1	1	134	H	Memphis		3	3
												71	H	Virginia Tech		1	5	159	H	Green Bay		2	0
												77	A	Temple		1	3	166	H	IPFW		2	1
												77	H	Temple		3	2	171	H	IUPUI		2	1
												81	H	Northern Ky.		3	2						
												85	H	Valparaiso		1	0						
LAST 10 GAMES																							
		77 A Temple		1	3			69 A UConn		1	1												
		134 H Memphis		3	3			38 H Tulsa		1	1												
		15 H SMU		0	1			108 A Oakland		3	0												
		166 H IPFW		2	1			77 H Temple		3	2												
		7 A South Fla.		0	3			126 A Cleveland St.		1	3												

Non-Div. I Games:

Cincinnati

Average RPI Win: 145		WON-LOST	WINNING	LAST 10	STRENGTH OF		OPP. STRENGTH	TEAM	ADJ		CONF.	ADJ CONF.
Average RPI Loss: 83		RECORD	PCT. RANK	GAMES	SCHEDULE		OF SCHEDULE	RPI	RPI		RPI	RPI
DIV. I ONLY		8-4-3	.63333	47	5-2-3		123	139	83	.51268	81	16
DIV. I NON-CONF.		4-3-0	.57143	68	1-1-0		146	147	92	.49661	94	17
TOTALS		RPI 1-25	RPI 26-50		W-L RECORDS		RPI 51-100		RPI 101-150		RPI 150+	
8-4-3		0-0-0	0-0-0		OVERALL		1-3-1		3-1-2		4-0-0	
2-1-2		0-0-0	0-0-0		HOME		0-1-1		0-0-1		2-0-0	
5-2-1		0-0-0	0-0-0		AWAY		1-2-0		2-0-1		2-0-0	
1-1-0		0-0-0	0-0-0		NEUTRAL		0-0-0		1-1-0		0-0-0	
4-3-0		0-0-0	0-0-0		NON-CONFERENCE		0-2-0		2-1-0		2-0-0	
0-0-0		0-0-0	0-0-0		HOME		0-0-0		0-0-0		0-0-0	
3-2-0		0-0-0	0-0-		AWAY		0-2-0		1-0-0		2-0-0	
1-1-0		0-0-0	0-0-0		NEUTRAL		0-0-0		1-1-0		0-0-0	
4-1-3		0-0-0	0-0-0		CONFERENCE		1-1-1		1-0-2		2-0-0	
2-1-2		0-0-0	0-0-0		HOME		0-1-1		0-0-1		2-0-0	
2-0-1		0-0-0	0-0-0		AWAY		1-0-0		1-0-1		0-0-0	
0-0-0		0-0-0	0-0-0		NEUTRAL		0-0-0		0-0-0		0-0-0	
RPI S	Opponent	Score	RPI S	Opponent	Score	RPI S	Opponent	Score	RPI S	Opponent	Score	
						52 A	Dayton	0 4	108 H	Oakland	1 1	
						62 H	Ill.-Chicago	0 1	126 A	Cleveland St.	2 1	
						64 A	Wright St.	1 0	133 N	Saint Francis (PA)	2 0	
						80 A	Cincinnati	2 3	134 A	Memphis	1 0	
						85 H	Valparaiso	0 0	136 N	Bucknell	0 1	
									143 A	Detroit	1 1	
									159 H	Green Bay	2 1	
									166 A	IPFW	2 0	
									179 A	Eastern Ill.	2 1	
									196 H	Belmont	1 0	
LAST 10 GAMES												
						159 H	Green Bay	2 1	108 H	Oakland	1 1	
						179 A	Eastern Ill.	2 1	196 H	Belmont	1 0	
						85 H	Valparaiso	0 0	143 A	Detroit	1 1	
						62 H	Ill.-Chicago	0 1	64 A	Wright St.	1 0	
						126 A	Cleveland St.	2 1	52 A	Dayton	0 4	

Non-Div. I Games:

Northern Ky.

**E
T
S
U**

ETSU

Average RPI Win:	124	WON-LOST RECORD	WINNING PCT. RANK	LAST 10 GAMES	STRENGTH OF SCHEDULE	OPP. STRENGTH OF SCHEDULE	TEAM RPI	ADJ RPI	CONF. RPI	ADJ CONF. RPI					
DIV. I ONLY		6-5-2	.53846	86	4-5-1	90	67	86	.51032	84	6	6			
DIV. I NON-CONF.		4-2-1	.64286	53	2-2-0	64	119	74	.51603	74	6	6			
<hr/>															
TOTALS	RPI 1-25	RPI 26-50		W-L RECORDS		RPI 51-100		RPI 101-150		RPI 150+					
6-5-2	0-1-0	0-1-0		OVERALL		2-3-0		2-0-2		2-0-0					
3-3-1	0-0-0	0-1-0		HOME		1-2-0		0-0-1		2-0-0					
3-2-1	0-1-0	0-0-0		AWAY		1-1-0		2-0-1		0-0-0					
0-0-0	0-0-0	0-0-0		NEUTRAL		0-0-0		0-0-0		0-0-0					
<hr/>															
4-2-1	0-0-0	0-0-0		NON-CONFERENCE		1-2-0		2-0-1		1-0-0					
2-2-0	0-0-0	0-0-0		HOME		1-2-0		0-0-0		1-0-0					
2-0-1	0-0-0	0-0-		AWAY		0-0-0		2-0-1		0-0-0					
0-0-0	0-0-0	0-0-0		NEUTRAL		0-0-0		0-0-0		0-0-0					
<hr/>															
2-3-1	0-1-0	0-1-0		CONFERENCE		1-1-0		0-0-1		1-0-0					
1-1-1	0-0-0	0-1-0		HOME		0-0-0		0-0-1		1-0-0					
1-2-0	0-1-0	0-0-0		AWAY		1-1-0		0-0-0		0-0-0					
0-0-0	0-0-0	0-0-0		NEUTRAL		0-0-0		0-0-0		0-0-0					
<hr/>															
RPI	S	Opponent	Score	RPI	S	Opponent	Score	RPI	S	Opponent	Score				
9	A	Georgetown	0 1	39	H	Butler	0 2	56	H	Brown	1 2	112	A	Holy Cross	1 1
								63	A	Xavier	3 0	118	H	DePaul	0 0
								67	H	Columbia	1 2	127	A	Northeastern	2 1
								68	A	Villanova	1 2	129	A	Rhode Island	1 0
								86	H	Monmouth	2 0	154	H	Bryant	2 1
												185	H	Seton Hall	4 0
<hr/>															
				LAST 10 GAMES											
				118 H DePaul 0 0				9 A Georgetown 0 1							
				185 H Seton Hall 4 0				127 A Northeastern 2 1							
				68 A Villanova 1 2				67 H Columbia 1 2							
				63 A Xavier 3 0				56 H Brown 1 2							
				39 H Butler 0 2				129 A Rhode Island 1 0							

Non-Div. I Games:

Providence

V
a
l
p
a
r
a
i
s
o

Valparaiso

Average RPI Win: 162		WON-LOST	WINNING	LAST 10	STRENGTH OF		OPP. STRENGTH	TEAM	ADJ		CONF.	ADJ CONF.
Average RPI Loss: 81		RECORD	PCT. RANK	GAMES	SCHEDULE		OF SCHEDULE	RPI	RPI		RPI	RPI
DIV. I ONLY		11-3-3	.73529	16	8-0-2		190	156	88		.50806	86
DIV. I NON-CONF.		4-3-1	.5625	73	1-0-0		188	40	80		.51024	78
TOTALS		RPI 1-25	RPI 26-50		W-L RECORDS		RPI 51-100		RPI 101-150		RPI 150+	
11-3-3		0-0-0	0-1-1		OVERALL		1-1-0		3-1-1		7-0-1	
8-1-1		0-0-0	0-0-1		HOME		1-0-0		2-1-0		5-0-0	
3-2-2		0-0-0	0-1-0		AWAY		0-1-0		1-0-1		2-0-1	
0-0-0		0-0-0	0-0-0		NEUTRAL		0-0-0		0-0-0		0-0-0	
4-3-1		0-0-0	0-1-1		NON-CONFERENCE		1-1-0		1-1-0		2-0-0	
3-1-1		0-0-0	0-0-1		HOME		1-0-0		0-1-0		2-0-0	
1-2-0		0-0-0	0-0-		AWAY		0-1-0		1-0-0		0-0-0	
0-0-0		0-0-0	0-0-0		NEUTRAL		0-0-0		0-0-0		0-0-0	
7-0-2		0-0-0	0-0-0		CONFERENCE		0-0-0		2-0-1		5-0-1	
5-0-0		0-0-0	0-0-0		HOME		0-0-0		2-0-0		3-0-0	
2-0-2		0-0-0	0-0-0		AWAY		0-0-0		0-0-1		2-0-1	
0-0-0		0-0-0	0-0-0		NEUTRAL		0-0-0		0-0-0		0-0-0	
RPI S	Opponent	Score	RPI S	Opponent	Score	RPI S	Opponent	Score	RPI S	Opponent	Score	
			34 H	Rutgers	0 0	68 H	Villanova	3 1	107 A	Rider	1 1	
			49 A	UMass Lowell	0 1	84 A	Providence	0 2	110 H	Hartford	1 3	
									112 A	Holy Cross	1 0	
									131 H	Iona	1 0	
									147 H	Saint Peter's	3 1	
									163 H	Siena	2 0	
									164 A	Fairfield	0 0	
									180 A	Canisius	2 0	
									185 H	Seton Hall	4 1	
									191 A	Manhattan	2 1	
									199 H	Quinnipiac	3 1	
									204 H	Niagara	5 3	
									206 H	Howard	5 0	
LAST 10 GAMES												
			204 H	Niagara	5 3	107 A	Rider	1 1				
			191 A	Manhattan	2 1	163 H	Siena	2 0				
			164 A	Fairfield	0 0	131 H	Iona	1 0				
			147 H	Saint Peter's	3 1	180 A	Canisius	2 0				
			199 H	Quinnipiac	3 1	185 H	Seton Hall	4 1				

Non-Div. I Games:

Monmouth

Average RPI Win:	109	WON-LOST RECORD	WINNING PCT. RANK	LAST 10 GAMES	STRENGTH OF SCHEDULE	OPP. STRENGTH OF SCHEDULE	TEAM RPI	ADJ RPI	CONF. RPI	ADJ CONF. RPI	
DIV. I ONLY		6-7-1	.46429 125	5-4-1	47	33	75	.50494 87	14	14	
DIV. I NON-CONF.		5-6-0	.45455 120	4-3-0	13	8	35	.56054 38	9	9	
<hr/>											
TOTALS	RPI 1-25		RPI 26-50	W-L RECORDS		RPI 51-100		RPI 101-150		RPI 150+	
6-7-1	1-4-0		0-0-0	OVERALL		1-2-0		3-0-0		1-1-1	
5-4-1	1-1-0		0-0-0	HOME		1-2-0		2-0-0		1-1-1	
1-3-0	0-3-0		0-0-0	AWAY		0-0-0		1-0-0		0-0-0	
0-0-0	0-0-0		0-0-0	NEUTRAL		0-0-0		0-0-0		0-0-0	
5-6-0	1-4-0		0-0-0	NON-CONFERENCE		1-2-0		3-0-0		0-0-0	
4-3-0	1-1-0		0-0-0	HOME		1-2-0		2-0-0		0-0-0	
1-3-0	0-3-0		0-0-	AWAY		0-0-0		1-0-0		0-0-0	
0-0-0	0-0-0		0-0-0	NEUTRAL		0-0-0		0-0-0		0-0-0	
1-1-1	0-0-0		0-0-0	CONFERENCE		0-0-0		0-0-0		1-1-1	
1-1-1	0-0-0		0-0-0	HOME		0-0-0		0-0-0		1-1-1	
0-0-0	0-0-0		0-0-0	AWAY		0-0-0		0-0-0		0-0-0	
0-0-0	0-0-0		0-0-0	NEUTRAL		0-0-0		0-0-0		0-0-0	
<hr/>											
RPI S	Opponent	Score	RPI S	Opponent	Score	RPI S	Opponent	Score	RPI S	Opponent	Score
1 A	Wake Forest	0 1				51 H	CSUN	0 2	121 H	Wisconsin	2 1
3 A	North Carolina	0 3				72 H	Cal St. Fullerton	1 2	137 H	UC Riverside	2 1
4 A	Akron	0 2				73 H	California	2 1	139 A	San Jose St.	1 0
12 H	Seattle	0 1							161 H	St. Mary's (CA)	2 1
23 H	Cal Poly	1 0							173 H	San Francisco	1 2
									195 H	Pacific	0 0
<hr/>											
LAST 10 GAMES											
195 H Pacific						0	0	73 H California	2	1	
161 H St. Mary's (CA)						2	1	51 H CSUN	0	2	
173 H San Francisco						1	2	137 H UC Riverside	2	1	
4 A Akron						0	2	23 H Cal Poly	1	0	
139 A San Jose St.						1	0	12 H Seattle	0	1	

Non-Div. I Games:

Santa Clara

Average RPI Win: 129		WON-LOST RECORD		WINNING PCT. RANK		LAST 10 GAMES		STRENGTH OF SCHEDULE		OPP. STRENGTH OF SCHEDULE		TEAM RPI		ADJ RPI		CONF. RPI		ADJ CONF. RPI	
DIV. I ONLY		6-7-2		.46667 120		5-5-0		59		64		91		.50375 88		10		10	
DIV. I NON-CONF.		4-2-2		.625 54		3-0-0		27		56		56		.54074 49		8		8	
TOTALS		RPI 1-25		RPI 26-50		W-L RECORDS		RPI 51-100		RPI 101-150		RPI 150+							
6-7-2		1-2-1		0-2-1		OVERALL		1-1-0		2-1-0		2-1-0							
3-2-1		1-1-0		0-1-1		HOME		0-0-0		1-0-0		1-0-0							
3-5-1		0-1-1		0-1-0		AWAY		1-1-0		1-1-0		1-1-0							
0-0-0		0-0-0		0-0-0		NEUTRAL		0-0-0		0-0-0		0-0-0							
4-2-2		0-1-1		0-1-1		NON-CONFERENCE		1-0-0		2-0-0		1-0-0							
2-0-1		0-0-0		0-0-1		HOME		0-0-0		1-0-0		1-0-0							
2-2-1		0-1-1		0-0-		AWAY		1-0-0		1-0-0		0-0-0							
0-0-0		0-0-0		0-0-0		NEUTRAL		0-0-0		0-0-0		0-0-0							
2-5-0		1-1-0		0-1-0		CONFERENCE		0-1-0		0-1-0		1-1-0							
1-2-0		1-1-0		0-1-0		HOME		0-0-0		0-0-0		0-0-0							
1-3-0		0-0-0		0-0-0		AWAY		0-1-0		0-1-0		1-1-0							
0-0-0		0-0-0		0-0-0		NEUTRAL		0-0-0		0-0-0		0-0-0							
RPI S	Opponent		Score		RPI S	Opponent		Score		RPI S	Opponent		Score		RPI S	Opponent		Score	
3	A	North Carolina	1	1	26	A	Louisville	1	2	97	A	Navy	3	2	127	A	Northeastern	1	2
13	A	Coastal Caro.	0	2	28	H	Charlotte	0	0	100	A	Col. of Charleston	1	3	135	H	UNC Asheville	4	2
21	H	Hofstra	0	1	36	H	UNCW	1	2						145	A	Longwood	3	2
24	H	Elon	4	1											183	H	Liberty	4	2
															188	A	James Madison	1	3
															189	A	Drexel	3	0
LAST 10 GAMES																			
					189	A	Drexel	3	0	21	H	Hofstra	0	1					
					135	H	UNC Asheville	4	2	24	H	Elon	4	1					
					36	H	UNCW	1	2	100	A	Col. of Charleston	1	3					
					188	A	James Madison	1	3	97	A	Navy	3	2					
					127	A	Northeastern	1	2	145	A	Longwood	3	2					

Non-Div. I Games:

William & Mary

Average RPI Win: 127		WON-LOST RECORD		WINNING PCT. RANK		LAST 10 GAMES		STRENGTH OF SCHEDULE		OPP. STRENGTH OF SCHEDULE		TEAM RPI		ADJ RPI		CONF. RPI		ADJ CONF. RPI	
DIV. I ONLY		5-5-3		.5 98		5-4-1		49		143		90		.50361 89		19		17	
DIV. I NON-CONF.		3-3-2		.5 101		3-2-0		63		71		82		.50651 82		20		19	
TOTALS		RPI 1-25		RPI 26-50		W-L RECORDS		RPI 51-100		RPI 101-150		RPI 150+							
5-5-3		0-2-0		0-1-0		OVERALL		2-1-1		0-1-1		3-0-1							
3-0-2		0-0-0		0-0-0		HOME		1-0-1		0-0-0		2-0-1							
1-5-1		0-2-0		0-1-0		AWAY		0-1-0		0-1-1		1-0-0							
1-0-0		0-0-0		0-0-0		NEUTRAL		1-0-0		0-0-0		0-0-0							
3-3-2		0-2-0		0-1-0		NON-CONFERENCE		1-0-0		0-0-1		2-0-1							
2-0-1		0-0-0		0-0-0		HOME		0-0-0		0-0-0		2-0-1							
0-3-1		0-2-0		0-0-		AWAY		0-0-0		0-0-1		0-0-0							
1-0-0		0-0-0		0-0-0		NEUTRAL		1-0-0		0-0-0		0-0-0							
2-2-1		0-0-0		0-0-0		CONFERENCE		1-1-1		0-1-0		1-0-0							
1-0-1		0-0-0		0-0-0		HOME		1-0-1		0-0-0		0-0-0							
1-2-0		0-0-0		0-0-0		AWAY		0-1-0		0-1-0		1-0-0							
0-0-0		0-0-0		0-0-0		NEUTRAL		0-0-0		0-0-0		0-0-0							
RPI S	Opponent		Score		RPI S	Opponent		Score		RPI S	Opponent		Score		RPI S	Opponent		Score	
6	A	Creighton	0	4	37	A	New Mexico	0	1	53	H	SIUE	1	0	130	A	Bradley	0	4
7	A	South Fla.	0	2						54	N	Loyola Marymount	2	1	144	A	UMKC	0	0
										93	H	Loyola Chicago	0	0	153	H	Oral Roberts	0	0
										96	A	Drake	1	2	161	H	St. Mary's (CA)	1	0
															179	H	Eastern Ill.	3	0
															187	A	Evansville	4	2
LAST 10 GAMES																			
										6	A	Creighton	0	4					
										53	H	SIUE	1	0					
										54	N	Loyola Marymount	2	1					
										37	A	New Mexico	0	1					
										161	H	St. Mary's (CA)	1	0					

Non-Div. I Games:

Missouri St.

Average RPI Win:	138	WON-LOST	WINNING	LAST 10	STRENGTH OF	OPP. STRENGTH	TEAM	ADJ	CONF.	ADJ CONF.		
Average RPI Loss:	67	RECORD	PCT. RANK	GAMES	SCHEDULE	OF SCHEDULE	RPI	RPI	RPI	RPI		
DIV. I ONLY		8-5-2	.6	62	4-5-1	142	120	92	.50314	90	15	15
DIV. I NON-CONF.		5-1-1	.78571	17	1-1-0	166	105	104	.48647	102	15	15
<hr/>												
TOTALS	RPI 1-25	RPI 26-50		W-L RECORDS		RPI 51-100		RPI 101-150		RPI 150+		
8-5-2	0-0-0	1-1-0		OVERALL		1-4-1		2-0-1		4-0-0		
5-1-1	0-0-0	1-0-0		HOME		1-1-1		0-0-0		3-0-0		
3-4-1	0-0-0	0-1-0		AWAY		0-3-0		2-0-1		1-0-0		
0-0-0	0-0-0	0-0-0		NEUTRAL		0-0-0		0-0-0		0-0-0		
5-1-1	0-0-0	1-1-0		NON-CONFERENCE		0-0-0		1-0-1		3-0-0		
3-0-0	0-0-0	1-0-0		HOME		0-0-0		0-0-0		2-0-0		
2-1-1	0-0-0	0-0-		AWAY		0-0-0		1-0-1		1-0-0		
0-0-0	0-0-0	0-0-0		NEUTRAL		0-0-0		0-0-0		0-0-0		
3-4-1	0-0-0	0-0-0		CONFERENCE		1-4-1		1-0-0		1-0-0		
2-1-1	0-0-0	0-0-0		HOME		1-1-1		0-0-0		1-0-0		
1-3-0	0-0-0	0-0-0		AWAY		0-3-0		1-0-0		0-0-0		
0-0-0	0-0-0	0-0-0		NEUTRAL		0-0-0		0-0-0		0-0-0		
RPI S	Opponent	Score	RPI S	Opponent	Score	RPI S	Opponent	Score	RPI S	Opponent	Score	
			27 A	North Carolina St.	1 2	74 A	UNCG	0 3	115 A	Davidson	2 2	
			28 H	Charlotte	1 0	74 H	UNCG	1 2	116 A	Furman	3 1	
						78 A	Mercer	1 2	122 A	Winthrop	3 0	
						78 H	Mercer	1 1	169 H	Gardner-Webb	3 0	
						82 A	ETSU	2 3	182 A	USC Upstate	2 1	
						82 H	ETSU	3 2	201 H	Presbyterian	3 1	
									205 H	VMI	3 1	
<hr/>												
LAST 10 GAMES												
			74 A	UNCG	0 3	205 H	VMI	3 1				
			82 A	ETSU	2 3	78 A	Mercer	1 2				
			78 H	Mercer	1 1	82 H	ETSU	3 2				
			74 H	UNCG	1 2	28 H	Charlotte	1 0				
			116 A	Furman	3 1	27 A	North Carolina St.	1 2				

Non-Div. I Games:

Wofford

Average RPI Win: 145		WON-LOST RECORD	WINNING PCT. RANK	LAST 10 GAMES	STRENGTH OF SCHEDULE	OPP. STRENGTH OF SCHEDULE	TEAM RPI	ADJ RPI		CONF. RPI	ADJ CONF. RPI		
Average RPI Loss: 109													
DIV. I ONLY		9-5-1	.63333	47	6-3-1	175	161	100	.50228	91	11	11	
DIV. I NON-CONF.		6-2-1	.72222	31	3-0-1	184	195	115	.47813	113	13	13	
<hr/>													
TOTALS		RPI 1-25		RPI 26-50		W-L RECORDS		RPI 51-100		RPI 101-150		RPI 150+	
9-5-1		0-0-0		1-0-0		OVERALL		1-1-0		1-4-1		6-0-0	
6-2-0		0-0-0		0-0-0		HOME		1-0-0		1-2-0		4-0-0	
3-3-1		0-0-0		1-0-0		AWAY		0-1-0		0-2-1		2-0-0	
0-0-0		0-0-0		0-0-0		NEUTRAL		0-0-0		0-0-0		0-0-0	
<hr/>													
6-2-1		0-0-0		0-0-0		NON-CONFERENCE		0-0-0		1-2-1		5-0-0	
4-1-0		0-0-0		0-0-0		HOME		0-0-0		1-1-0		3-0-0	
2-1-1		0-0-0		0-0-		AWAY		0-0-0		0-1-1		2-0-0	
0-0-0		0-0-0		0-0-0		NEUTRAL		0-0-0		0-0-0		0-0-0	
<hr/>													
3-3-0		0-0-0		1-0-0		CONFERENCE		1-1-0		0-2-0		1-0-0	
2-1-0		0-0-0		0-0-0		HOME		1-0-0		0-1-0		1-0-0	
1-2-0		0-0-0		1-0-0		AWAY		0-1-0		0-1-0		0-0-0	
0-0-0		0-0-0		0-0-0		NEUTRAL		0-0-0		0-0-0		0-0-0	
<hr/>													
RPI	S	Opponent	Score	RPI	S	Opponent	Score	RPI	S	Opponent	Score		
				31	A	Boston U.	3 2	70	H	Colgate	1 0		
								97	A	Navy	1 3		
										101	A	Delaware	2 3
										112	H	Holy Cross	0 1
										114	H	Pittsburgh	0 3
										119	H	Fordham	3 0
										120	A	Army West Point	2 3
										133	A	Saint Francis (PA)	0 0
										155	A	Robert Morris	3 2
										168	H	Loyola Maryland	1 0
										184	H	Cornell	1 0
										188	H	James Madison	2 1
										191	A	Manhattan	1 0
										197	H	Fairleigh Dickinson	3 0
<hr/>													
LAST 10 GAMES													
				31	A	Boston U.	3 2	70	H	Colgate	1 0		
				188	H	James Madison	2 1	119	H	Fordham	3 0		
				168	H	Loyola Maryland	1 0	112	H	Holy Cross	0 1		
				120	A	Army West Point	2 3	133	A	Saint Francis (PA)	0 0		
				97	A	Navy	1 3	155	A	Robert Morris	3 2		

Non-Div. I Games:

Lehigh

UAB

Average RPI Win: 114		WON-LOST RECORD		WINNING PCT. RANK		LAST 10 GAMES		STRENGTH OF SCHEDULE		OPP. STRENGTH OF SCHEDULE		TEAM RPI		ADJ RPI		CONF. RPI		ADJ CONF. RPI	
DIV. I ONLY		5-8-0		.38462 154		4-6-0		39		10		89		.50213 92		5		5	
DIV. I NON-CONF.		3-5-0		.375 151		2-3-0		53		11		83		.50416 85		2		3	
TOTALS		RPI 1-25		RPI 26-50		W-L RECORDS		RPI 51-100		RPI 101-150		RPI 150+							
5-8-0		1-5-0		0-2-0		OVERALL		1-0-0		1-0-0		2-1-0							
4-4-0		1-2-0		0-1-0		HOME		1-0-0		0-0-0		2-1-0							
1-3-0		0-2-0		0-1-0		AWAY		0-0-0		1-0-0		0-0-0							
0-1-0		0-1-0		0-0-0		NEUTRAL		0-0-0		0-0-0		0-0-0							
3-5-0		0-4-0		0-0-0		NON-CONFERENCE		1-0-0		1-0-0		1-1-0							
2-3-0		0-2-0		0-0-0		HOME		1-0-0		0-0-0		1-1-0							
1-1-0		0-1-0		0-0-		AWAY		0-0-0		1-0-0		0-0-0							
0-1-0		0-1-0		0-0-0		NEUTRAL		0-0-0		0-0-0		0-0-0							
2-3-0		1-1-0		0-2-0		CONFERENCE		0-0-0		0-0-0		1-0-0							
2-1-0		1-0-0		0-1-0		HOME		0-0-0		0-0-0		1-0-0							
0-2-0		0-1-0		0-1-0		AWAY		0-0-0		0-0-0		0-0-0							
0-0-0		0-0-0		0-0-0		NEUTRAL		0-0-0		0-0-0		0-0-0							
RPI	S	Opponent		Score		RPI	S	Opponent		Score		RPI	S	Opponent		Score			
4	H	Akron		1	2	32	H	South Carolina		0	1	62	H	Ill.-Chicago		3	1		
5	A	Notre Dame		0	4	37	A	New Mexico		2	3			134 A Memphis		3	1		
13	H	Coastal Caro.		1	3									167 H Stetson		0	3		
16	A	Old Dominion		1	3									169 H Gardner-Webb		3	1		
19	N	Indiana		1	2									186 H Fla. Atlantic		3	0		
20	H	FIU		4	3														
						LAST 10 GAMES													
						186	H	Fla. Atlantic		3	0	13	H	Coastal Caro.		1	3		
						37	A	New Mexico		2	3	32	H	South Carolina		0	1		
						20	H	FIU		4	3	169	H	Gardner-Webb		3	1		
						4	H	Akron		1	2	62	H	Ill.-Chicago		3	1		
						16	A	Old Dominion		1	3	5	A	Notre Dame		0	4		

Non-Div. I Games:

UAB

Average RPI Win: 143		WON-LOST	WINNING	LAST 10	STRENGTH OF		OPP. STRENGTH	TEAM	ADJ		CONF.	ADJ CONF.			
Average RPI Loss: 92		RECORD	PCT. RANK	GAMES	SCHEDULE		OF SCHEDULE	RPI	RPI		RPI	RPI			
DIV. I ONLY		8-3-3	.67857	32	7-1-2		198	60	96		.49919	93			
DIV. I NON-CONF.		6-2-2	.7	41	5-0-1		129	37	68		.52702	65			
TOTALS		RPI 1-25	RPI 26-50		W-L RECORDS		RPI 51-100		RPI 101-150		RPI 150+				
8-3-3		0-0-0	0-0-1		OVERALL		1-2-2		3-1-0		4-0-0				
4-0-1		0-0-0	0-0-1		HOME		0-0-0		2-0-0		2-0-0				
2-3-2		0-0-0	0-0-0		AWAY		1-2-2		1-1-0		0-0-0				
2-0-0		0-0-0	0-0-0		NEUTRAL		0-0-0		0-0-0		2-0-0				
6-2-2		0-0-0	0-0-1		NON-CONFERENCE		1-2-1		3-0-0		2-0-0				
2-0-1		0-0-0	0-0-1		HOME		0-0-0		2-0-0		0-0-0				
2-2-1		0-0-0	0-0-		AWAY		1-2-1		1-0-0		0-0-0				
2-0-0		0-0-0	0-0-0		NEUTRAL		0-0-0		0-0-0		2-0-0				
2-1-1		0-0-0	0-0-0		CONFERENCE		0-0-1		0-1-0		2-0-0				
2-0-0		0-0-0	0-0-0		HOME		0-0-0		0-0-0		2-0-0				
0-1-1		0-0-0	0-0-0		AWAY		0-0-1		0-1-0		0-0-0				
0-0-0		0-0-0	0-0-0		NEUTRAL		0-0-0		0-0-0		0-0-0				
RPI	S	Opponent	Score	RPI	S	Opponent	Score	RPI	S	Opponent	Score	RPI	S	Opponent	Score
				39	H	Butler	1 1	51	A	CSUN	1 2	105	A	Northern Ill.	1 0
								62	A	Ill.-Chicago	1 0	118	H	DePaul	3 0
								85	A	Valparaiso	0 0	119	H	Fordham	2 1
								89	A	Missouri St.	0 0	130	A	Bradley	0 1
								94	A	UC Irvine	0 1	167	N	Stetson	1 0
												186	N	Fla. Atlantic	1 0
												187	H	Evansville	1 0
												200	H	Central Ark.	3 0
LAST 10 GAMES															
				105	A	Northern Ill.	1 0	118	H	DePaul	3 0				
				200	H	Central Ark.	3 0	130	A	Bradley	0 1				
				62	A	Ill.-Chicago	1 0	39	H	Butler	1 1				
				89	A	Missouri St.	0 0	186	N	Fla. Atlantic	1 0				
				187	H	Evansville	1 0	167	N	Stetson	1 0				

Non-Div. I Games:

Loyola Chicago

Average RPI Win:		94	WON-LOST RECORD		WINNING PCT. RANK	LAST 10 GAMES	STRENGTH OF SCHEDULE		OPP. STRENGTH OF SCHEDULE	TEAM RPI	ADJ RPI	CONF. RPI	ADJ CONF. RPI				
Average RPI Loss:		71															
DIV. I ONLY			5-9-3		.38235	156	4-5-1		26	77	97	.49826	94	7	7		
DIV. I NON-CONF.			2-5-2		.33333	155	1-1-0		12	90	69	.52311	69	5	5		
TOTALS		RPI 1-25		RPI 26-50		W-L RECORDS		RPI 51-100		RPI 101-150		RPI 150+					
5-9-3		0-3-1		0-1-1		OVERALL		3-2-1		2-2-0		0-1-0					
3-1-2		0-1-1		0-0-0		HOME		2-0-1		1-0-0		0-0-0					
2-8-1		0-2-0		0-1-1		AWAY		1-2-0		1-2-0		0-1-0					
0-0-0		0-0-0		0-0-0		NEUTRAL		0-0-0		0-0-0		0-0-0					
2-5-2		0-2-0		0-1-1		NON-CONFERENCE		2-1-1		0-0-0		0-1-0					
2-0-1		0-0-0		0-0-0		HOME		2-0-1		0-0-0		0-0-0					
0-5-1		0-2-0		0-1-		AWAY		0-1-0		0-0-0		0-1-0					
0-0-0		0-0-0		0-0-0		NEUTRAL		0-0-0		0-0-0		0-0-0					
3-4-1		0-1-1		0-0-0		CONFERENCE		1-1-0		2-2-0		0-0-0					
1-1-1		0-1-1		0-0-0		HOME		0-0-0		1-0-0		0-0-0					
2-3-0		0-0-0		0-0-0		AWAY		1-1-0		1-2-0		0-0-0					
0-0-0		0-0-0		0-0-0		NEUTRAL		0-0-0		0-0-0		0-0-0					
RPI	S	Opponent		Score		RPI	S	Opponent		Score		RPI	S	Opponent		Score	
6	A	Creighton		0	4	33	A	UCLA		3	4	51	A	CSUN		2	0
15	A	SMU		0	2	40	A	San Diego		1	1	54	H	Loyola Marymount		4	1
18	H	UC Santa Barbara		1	3							72	A	Cal St. Fullerton		0	3
23	H	Cal Poly		1	1							93	H	Loyola Chicago		1	0
												98	H	San Diego St.		0	0
												99	A	Omaha		0	1
LAST 10 GAMES																	
		51 A CSUN		2	0			125 A Sacramento St.		2	3						
		137 A UC Riverside		5	1			23 H Cal Poly		1	1						
		72 A Cal St. Fullerton		0	3			18 H UC Santa Barbara		1	3						
		137 H UC Riverside		1	0			33 A UCLA		3	4						
		117 A UC Davis		1	2			54 H Loyola Marymount		4	1						

Non-Div. I Games:

UC Irvine

Average RPI Win:	149	WON-LOST RECORD	WINNING PCT. RANK	LAST 10 GAMES	STRENGTH OF SCHEDULE	OPP. STRENGTH OF SCHEDULE	TEAM RPI	ADJ RPI	CONF. RPI	ADJ CONF. RPI	
DIV. I ONLY	10-2-3	.76667	13	7-2-1	199	169	85	.49722	95	23	22
DIV. I NON-CONF.	7-1-2	.8	15	4-1-0	186	124	76	.50746	80	24	24
<hr/>											
TOTALS	RPI 1-25	RPI 26-50		W-L RECORDS	RPI 51-100		RPI 101-150		RPI 150+		
10-2-3	0-0-0	1-0-0		OVERALL	1-0-1		3-0-1		5-2-1		
7-1-1	0-0-0	1-0-0		HOME	1-0-0		2-0-0		3-1-1		
3-1-2	0-0-0	0-0-0		AWAY	0-0-1		1-0-1		2-1-0		
0-0-0	0-0-0	0-0-0		NEUTRAL	0-0-0		0-0-0		0-0-0		
<hr/>											
7-1-2	0-0-0	1-0-0		NON-CONFERENCE	1-0-1		2-0-1		3-1-0		
5-0-0	0-0-0	1-0-0		HOME	1-0-0		1-0-0		2-0-0		
2-1-2	0-0-0	0-0-		AWAY	0-0-1		1-0-1		1-1-0		
0-0-0	0-0-0	0-0-0		NEUTRAL	0-0-0		0-0-0		0-0-0		
<hr/>											
3-1-1	0-0-0	0-0-0		CONFERENCE	0-0-0		1-0-0		2-1-1		
2-1-1	0-0-0	0-0-0		HOME	0-0-0		1-0-0		1-1-1		
1-0-0	0-0-0	0-0-0		AWAY	0-0-0		0-0-0		1-0-0		
0-0-0	0-0-0	0-0-0		NEUTRAL	0-0-0		0-0-0		0-0-0		
<hr/>											
RPI S	Opponent	Score	RPI S	Opponent	Score	RPI S	Opponent	Score	RPI S	Opponent	Score
			49 H	UMass Lowell	3 0	65 H	Albany (NY)	1 0	129 A	Rhode Island	2 0
						69 A	UConn	0 0	133 H	Saint Francis (PA)	5 0
									142 H	Lafayette	1 0
									147 A	Saint Peter's	1 1
									154 H	Bryant	0 0
									155 H	Robert Morris	0 1
									178 A	Central Conn. St.	1 0
									192 H	Saint Joseph's	2 0
									193 A	NJIT	2 3
									198 H	Sacred Heart	3 0
									202 H	St. Bonaventure	3 0
									206 A	Howard	5 0
<hr/>											
LAST 10 GAMES											
			198 H	Sacred Heart	3 0	193 A	NJIT	2 3			
			155 H	Robert Morris	0 1	65 H	Albany (NY)	1 0			
			133 H	Saint Francis (PA)	5 0	129 A	Rhode Island	2 0			
			178 A	Central Conn. St.	1 0	206 A	Howard	5 0			
			154 H	Bryant	0 0	192 H	Saint Joseph's	2 0			

Non-Div. I Games:

St. Francis Brooklyn

Average RPI Win: 159		WON-LOST	WINNING	LAST 10	STRENGTH OF	OPP. STRENGTH	TEAM	ADJ	CONF.	ADJ CONF.								
Average RPI Loss: 64		RECORD	PCT. RANK	GAMES	SCHEDULE	OF SCHEDULE	RPI	RPI	RPI	RPI								
DIV. I ONLY		9-4-1	.67857	32	6-3-1	194	115	93	.49681	96	19	17						
DIV. I NON-CONF.		6-3-1	.65	50	3-2-1	158	116	79	.50833	79	20	19						
<hr/>																		
TOTALS		RPI 1-25		RPI 26-50		W-L RECORDS		RPI 51-100		RPI 101-150		RPI 150+						
9-4-1		0-1-0		0-1-0		OVERALL		1-1-1		3-0-0		5-1-0						
4-1-1		0-0-0		0-0-0		HOME		1-1-1		2-0-0		1-0-0						
3-3-0		0-1-0		0-1-0		AWAY		0-0-0		0-0-0		3-1-0						
2-0-0		0-0-0		0-0-0		NEUTRAL		0-0-0		1-0-0		1-0-0						
6-3-1		0-1-0		0-1-0		NON-CONFERENCE		0-0-1		3-0-0		3-1-0						
3-0-1		0-0-0		0-0-0		HOME		0-0-1		2-0-0		1-0-0						
1-3-0		0-1-0		0-0-		AWAY		0-0-0		0-0-0		1-1-0						
2-0-0		0-0-0		0-0-0		NEUTRAL		0-0-0		1-0-0		1-0-0						
3-1-0		0-0-0		0-0-0		CONFERENCE		1-1-0		0-0-0		2-0-0						
1-1-0		0-0-0		0-0-0		HOME		1-1-0		0-0-0		0-0-0						
2-0-0		0-0-0		0-0-0		AWAY		0-0-0		0-0-0		2-0-0						
0-0-0		0-0-0		0-0-0		NEUTRAL		0-0-0		0-0-0		0-0-0						
RPI	S	Opponent		Score		RPI	S	Opponent		Score		RPI	S	Opponent		Score		
6	A	Creighton		1	2	39	A	Butler		0	4	53	H	SIUE		2	3	
												89	H	Missouri St.		2	1	
												99	H	Omaha		1	1	
												118	H	DePaul		3	2	
												140	N	Air Force		2	1	
												144	H	UMKC		4	0	
												159	A	Green Bay		0	1	
												160	A	Western Ill.		1	0	
												187	A	Evansville		3	1	
												195	H	Pacific		2	1	
												196	N	Belmont		1	0	
												200	A	Central Ark.		1	0	
<hr/>																		
LAST 10 GAMES																		
53 H SIUE						2	3	89 H Missouri St.						2	1			
99 H Omaha						1	1	187 A Evansville						3	1			
160 A Western Ill.						1	0	118 H DePaul						3	2			
200 A Central Ark.						1	0	144 H UMKC						4	0			
6 A Creighton						1	2	39 A Butler						0	4			

Non-Div. I Games:

Drake

Average RPI Win: 117		WON-LOST RECORD	WINNING PCT. RANK		LAST 10 GAMES	STRENGTH OF SCHEDULE	OPP. STRENGTH OF SCHEDULE	TEAM RPI	ADJ RPI	CONF. RPI	ADJ CONF. RPI						
Average RPI Loss: 96																	
DIV. I ONLY		7-6-1	.53571	88	5-4-0	128	83	99	.4968	97	11	11					
DIV. I NON-CONF.		4-4-1	.5	101	2-2-0	105	74	90	.50101	89	13	13					
<hr/>																	
TOTALS		RPI 1-25		RPI 26-50		W-L RECORDS		RPI 51-100		RPI 101-150		RPI 150+					
7-6-1		1-0-0		0-1-0		OVERALL		1-2-1		3-3-0		2-0-0					
4-3-0		1-0-0		0-0-0		HOME		1-2-0		0-1-0		2-0-0					
3-3-1		0-0-0		0-1-0		AWAY		0-0-1		3-2-0		0-0-0					
0-0-0		0-0-0		0-0-0		NEUTRAL		0-0-0		0-0-0		0-0-0					
<hr/>																	
4-4-1		1-0-0		0-1-0		NON-CONFERENCE		0-1-1		2-2-0		1-0-0					
2-2-0		1-0-0		0-0-0		HOME		0-1-0		0-1-0		1-0-0					
2-2-1		0-0-0		0-0-		AWAY		0-0-1		2-1-0		0-0-0					
0-0-0		0-0-0		0-0-0		NEUTRAL		0-0-0		0-0-0		0-0-0					
<hr/>																	
3-2-0		0-0-0		0-0-0		CONFERENCE		1-1-0		1-1-0		1-0-0					
2-1-0		0-0-0		0-0-0		HOME		1-1-0		0-0-0		1-0-0					
1-1-0		0-0-0		0-0-0		AWAY		0-0-0		1-1-0		0-0-0					
0-0-0		0-0-0		0-0-0		NEUTRAL		0-0-0		0-0-0		0-0-0					
<hr/>																	
RPI	S	Opponent		Score		RPI	S	Opponent		Score		RPI	S	Opponent		Score	
17	H	Ohio St.		3	0	29	A	Maryland		0	1	70	H	Colgate		0	1
												76	A	Penn St.		1	1
												88	H	William & Mary		2	3
												91	H	Lehigh		3	1
												104	A	West Virginia		1	0
												108	H	Oakland		2	3
												112	A	Holy Cross		1	0
												132	A	UMBC		1	0
												136	A	Bucknell		0	1
												145	A	Longwood		1	2
												168	H	Loyola Maryland		1	0
												192	H	Saint Joseph's		1	0
<hr/>																	
LAST 10 GAMES																	
		70	H	Colgate	0	1			168	H	Loyola Maryland	1	0				
		132	A	UMBC	1	0			88	H	William & Mary	2	3				
		136	A	Bucknell	0	1			192	H	Saint Joseph's	1	0				
		112	A	Holy Cross	1	0			29	A	Maryland	0	1				
		91	H	Lehigh	3	1			145	A	Longwood	1	2				

Non-Div. I Games:

Navy

Average RPI Win: 150		WON-LOST	WINNING	LAST 10	STRENGTH OF		OPP. STRENGTH	TEAM	ADJ		CONF.	ADJ CONF.			
Average RPI Loss: 47		RECORD	PCT. RANK	GAMES	SCHEDULE		OF SCHEDULE	RPI	RPI		RPI	RPI			
DIV. I ONLY		5-6-2	.46154	130	3-6-1		76	92	103		.49453	98			
DIV. I NON-CONF.		4-1-2	.71429	38	2-1-1		149	161	141		.45498	138			
TOTALS		RPI 1-25	RPI 26-50		W-L RECORDS		RPI 51-100		RPI 101-150		RPI 150+				
5-6-2		0-1-0	0-2-0		OVERALL		1-3-2		2-0-0		2-0-0				
4-2-1		0-1-0	0-1-0		HOME		1-0-1		2-0-0		1-0-0				
1-4-1		0-0-0	0-1-0		AWAY		0-3-1		0-0-0		1-0-0				
0-0-0		0-0-0	0-0-0		NEUTRAL		0-0-0		0-0-0		0-0-0				
4-1-2		0-0-0	0-1-0		NON-CONFERENCE		0-0-2		2-0-0		2-0-0				
3-1-1		0-0-0	0-1-0		HOME		0-0-1		2-0-0		1-0-0				
1-0-1		0-0-0	0-0-		AWAY		0-0-1		0-0-0		1-0-0				
0-0-0		0-0-0	0-0-0		NEUTRAL		0-0-0		0-0-0		0-0-0				
1-5-0		0-1-0	0-1-0		CONFERENCE		1-3-0		0-0-0		0-0-0				
1-1-0		0-1-0	0-0-0		HOME		1-0-0		0-0-0		0-0-0				
0-4-0		0-0-0	0-1-0		AWAY		0-3-0		0-0-0		0-0-0				
0-0-0		0-0-0	0-0-0		NEUTRAL		0-0-0		0-0-0		0-0-0				
RPI S	Opponent	Score		RPI S	Opponent	Score		RPI S	Opponent	Score		RPI S	Opponent	Score	
8	H Stanford	1	3	33	A UCLA	0	4	53	H SIUE	0	0	141	H George Washington	3	0
				50	H UNLV	2	3	57	A Oregon St.	0	1	148	H Grand Canyon	3	1
								59	A Washington	0	1	194	H UTRGV	3	1
								73	A California	3	4	195	A Pacific	1	0
								73	H California	1	0				
								94	A UC Irvine	0	0				
LAST 10 GAMES															
	73	A	California	3	4			59	A	Washington	0	1			
	8	H	Stanford	1	3			195	A	Pacific	1	0			
	73	H	California	1	0			50	H	UNLV	2	3			
	33	A	UCLA	0	4			194	H	UTRGV	3	1			
	57	A	Oregon St.	0	1			94	A	UC Irvine	0	0			

Non-Div. I Games: San Diego Christian 3 1

San Diego St.

Omaha

Average RPI Win: 131		WON-LOST	WINNING	LAST 10	STRENGTH OF	OPP. STRENGTH	TEAM	ADJ	CONF.	ADJ CONF.				
Average RPI Loss: 90		RECORD	PCT. RANK	GAMES	SCHEDULE	OF SCHEDULE	RPI	RPI	RPI	RPI				
DIV. I ONLY		8-4-2	.64286	45	4-4-2	180	80	95	.49408	99	18	19		
DIV. I NON-CONF.		6-2-1	.72222	31	2-2-1	176	62	96	.49687	93	14	14		
<hr/>														
TOTALS		RPI 1-25		RPI 26-50		W-L RECORDS		RPI 51-100		RPI 101-150		RPI 150+		
8-4-2		0-1-0		0-0-0		OVERALL		2-1-1		3-1-0		3-1-1		
7-1-0		0-0-0		0-0-0		HOME		2-0-0		2-0-0		3-1-0		
1-3-2		0-1-0		0-0-0		AWAY		0-1-1		1-1-0		0-0-1		
0-0-0		0-0-0		0-0-0		NEUTRAL		0-0-0		0-0-0		0-0-0		
<hr/>														
6-2-1		0-0-0		0-0-0		NON-CONFERENCE		2-1-1		3-1-0		1-0-0		
5-0-0		0-0-0		0-0-0		HOME		2-0-0		2-0-0		1-0-0		
1-2-1		0-0-0		0-0-		AWAY		0-1-1		1-1-0		0-0-0		
0-0-0		0-0-0		0-0-0		NEUTRAL		0-0-0		0-0-0		0-0-0		
<hr/>														
2-2-1		0-1-0		0-0-0		CONFERENCE		0-0-0		0-0-0		2-1-1		
2-1-0		0-0-0		0-0-0		HOME		0-0-0		0-0-0		2-1-0		
0-1-1		0-1-0		0-0-0		AWAY		0-0-0		0-0-0		0-0-1		
0-0-0		0-0-0		0-0-0		NEUTRAL		0-0-0		0-0-0		0-0-0		
<hr/>														
RPI	S	Opponent	Score		RPI	S	Opponent	Score		RPI	S	Opponent	Score	
11	A	Denver	0 1							51	H	CSUN	4 1	
										85	A	Valparaiso	0 1	
										94	H	UC Irvine	1 0	
										96	A	Drake	1 1	
										103	A	Marquette	0 1	
										118	A	DePaul	3 2	
										130	H	Bradley	3 2	
										144	H	UMKC	2 1	
										153	H	Oral Roberts	2 1	
										160	H	Western Ill.	1 2	
										166	H	IPFW	3 0	
										171	A	IUPUI	1 1	
										195	H	Pacific	2 1	
								</						

Non-Div. I Games:

Omaha

Average RPI Win: 118		WON-LOST	WINNING	LAST 10	STRENGTH OF		OPP. STRENGTH	TEAM	ADJ	CONF.	ADJ CONF.
Average RPI Loss: 50		RECORD	PCT. RANK	GAMES	SCHEDULE		OF SCHEDULE	RPI	RPI	RPI	RPI
DIV. I ONLY		6-6-2	.5	98	3-5-2		94	61	94	.4934	100
DIV. I NON-CONF.		3-4-1	.4375	132	0-3-1		38	42	54	.53629	55
TOTALS		RPI 1-25	RPI 26-50		W-L RECORDS		RPI 51-100		RPI 101-150		RPI 150+
6-6-2		1-3-0	0-1-0		OVERALL		1-0-0		2-2-1		2-0-1
3-1-2		1-0-0	0-0-0		HOME		1-0-0		0-1-1		1-0-1
1-5-0		0-3-0	0-1-0		AWAY		0-0-0		0-1-0		1-0-0
2-0-0		0-0-0	0-0-0		NEUTRAL		0-0-0		2-0-0		0-0-0
3-4-1		0-3-0	0-1-0		NON-CONFERENCE		0-0-0		2-0-1		1-0-0
1-0-1		0-0-0	0-0-0		HOME		0-0-0		0-0-1		1-0-0
0-4-0		0-3-0	0-0-		AWAY		0-0-0		0-0-0		0-0-0
2-0-0		0-0-0	0-0-0		NEUTRAL		0-0-0		2-0-0		0-0-0
3-2-1		1-0-0	0-0-0		CONFERENCE		1-0-0		0-2-0		1-0-1
2-1-1		1-0-0	0-0-0		HOME		1-0-0		0-1-0		0-0-1
1-1-0		0-0-0	0-0-0		AWAY		0-0-0		0-1-0		1-0-0
0-0-0		0-0-0	0-0-0		NEUTRAL		0-0-0		0-0-0		0-0-0
RPI S	Opponent	Score		RPI S	Opponent	Score		RPI S	Opponent	Score	
3 A	North Carolina	2	3	27 A	North Carolina St.	0	2	88 H	William & Mary	3	1
18 A	UC Santa Barbara	1	3					101 H	Delaware	0	2
21 H	Hofstra	1	0					105 N	Northern Ill.	3	1
23 A	Cal Poly	1	2					116 H	Furman	1	1
								122 N	Winthrop	1	0
								127 A	Northeastern	1	2
								185 H	Seton Hall	3	1
								188 H	James Madison	0	0
								189 A	Drexel	1	0
LAST 10 GAMES											
127 A	Northeastern	1	2	189 A	Drexel	1	0				
21 H	Hofstra	1	0	88 H	William & Mary	3	1				
3 A	North Carolina	2	3	23 A	Cal Poly	1	2				
188 H	James Madison	0	0	18 A	UC Santa Barbara	1	3				
101 H	Delaware	0	2	116 H	Furman	1	1				

Non-Div. I Games:

Col. of Charleston

Average RPI Win: 132		WON-LOST RECORD		WINNING PCT. RANK		LAST 10 GAMES		STRENGTH OF SCHEDULE		OPP. STRENGTH OF SCHEDULE		TEAM RPI		ADJ RPI		CONF. RPI		ADJ CONF. RPI	
DIV. I ONLY		7-6-3		.53125 96		4-4-2		134		78		106		.49326 101		10		10	
DIV. I NON-CONF.		4-4-2		.5 101		1-2-1		141		100		116		.48095 110		8		8	
TOTALS		RPI 1-25		RPI 26-50		W-L RECORDS		RPI 51-100		RPI 101-150		RPI 150+							
7-6-3		0-2-0		1-0-1		OVERALL		2-3-1		1-1-0		3-0-1							
3-2-3		0-1-0		0-0-1		HOME		1-1-1		0-0-0		2-0-1							
4-4-0		0-1-0		1-0-0		AWAY		1-2-0		1-1-0		1-0-0							
0-0-0		0-0-0		0-0-0		NEUTRAL		0-0-0		0-0-0		0-0-0							
4-4-2		0-0-0		1-0-0		NON-CONFERENCE		1-3-1		0-1-0		2-0-1							
2-1-2		0-0-0		0-0-0		HOME		1-1-1		0-0-0		1-0-1							
2-3-0		0-0-0		1-0-		AWAY		0-2-0		0-1-0		1-0-0							
0-0-0		0-0-0		0-0-0		NEUTRAL		0-0-0		0-0-0		0-0-0							
3-2-1		0-2-0		0-0-1		CONFERENCE		1-0-0		1-0-0		1-0-0							
1-1-1		0-1-0		0-0-1		HOME		0-0-0		0-0-0		1-0-0							
2-1-0		0-1-0		0-0-0		AWAY		1-0-0		1-0-0		0-0-0							
0-0-0		0-0-0		0-0-0		NEUTRAL		0-0-0		0-0-0		0-0-0							
RPI	S	Opponent		Score		RPI	S	Opponent		Score		RPI	S	Opponent		Score			
21	A	Hofstra		0 1		29	A	Maryland		2 1		67	H	Columbia		0 1			
24	H	Elon		0 1		36	H	UNCW		1 1		68	A	Villanova		1 2			
												71	A	Virginia Tech		1 4			
												77	H	Temple		0 0			
												91	H	Lehigh		3 2			
												100	A	Col. of Charleston		2 0			

Non-Div. I Games:

Delaware

Average RPI Win: 150		WON-LOST	WINNING	LAST 10	STRENGTH OF		OPP. STRENGTH	TEAM	ADJ	CONF.	ADJ CONF.
Average RPI Loss: 82		RECORD	PCT. RANK	GAMES	SCHEDULE		OF SCHEDULE	RPI	RPI	RPI	RPI
DIV. I ONLY		7-4-3	.60714	56	6-3-1		155	114	102	.49209	102
DIV. I NON-CONF.		4-4-3	.5	101	3-3-1		148	64	94	.49431	97
TOTALS		RPI 1-25	RPI 26-50		W-L RECORDS		RPI 51-100		RPI 101-150		RPI 150+
7-4-3	0-0-0	1-1-0		OVERALL		0-2-1		2-0-2		4-1-0	
3-0-3	0-0-0	0-0-0		HOME		0-0-1		1-0-2		2-0-0	
3-4-0	0-0-0	1-1-0		AWAY		0-2-0		0-0-0		2-1-0	
1-0-0	0-0-0	0-0-0		NEUTRAL		0-0-0		1-0-0		0-0-0	
4-4-3	0-0-0	1-1-0		NON-CONFERENCE		0-2-1		1-0-2		2-1-0	
1-0-3	0-0-0	0-0-0		HOME		0-0-1		0-0-2		1-0-0	
2-4-0	0-0-0	1-0-		AWAY		0-2-0		0-0-0		1-1-0	
1-0-0	0-0-0	0-0-0		NEUTRAL		0-0-0		1-0-0		0-0-0	
3-0-0	0-0-0	0-0-0		CONFERENCE		0-0-0		1-0-0		2-0-0	
2-0-0	0-0-0	0-0-0		HOME		0-0-0		1-0-0		1-0-0	
1-0-0	0-0-0	0-0-0		AWAY		0-0-0		0-0-0		1-0-0	
0-0-0	0-0-0	0-0-0		NEUTRAL		0-0-0		0-0-0		0-0-0	
RPI S	Opponent	Score	RPI S	Opponent	Score	RPI S	Opponent	Score	RPI S	Opponent	Score
43 A	Gonzaga	2 1	58 A	New Hampshire	1 2	124 N	Houston Baptist	3 2	133 H	Saint Francis (PA)	0 0
49 A	UMass Lowell	0 1	65 A	Albany (NY)	0 3	136 H	Bucknell	2 2	149 H	Georgia St.	1 0
			70 H	Colgate	3 3	154 A	Bryant	1 2	156 H	Ga. Southern	3 0
						184 H	Cornell	2 0	193 A	NJIT	2 1
						202 A	St. Bonaventure	1 0			
LAST 10 GAMES											
149 H	Georgia St.	1 0	65 A	Albany (NY)	0 3	49 A	UMass Lowell	0 1	124 N	Houston Baptist	3 2
70 H	Colgate	3 3	184 H	Cornell	2 0	43 A	Gonzaga	2 1			
193 A	NJIT	2 1									
156 H	Ga. Southern	3 0									
154 A	Bryant	1 2									

Non-Div. I Games:

Hartwick

Average RPI Win: 116		WON-LOST RECORD		WINNING PCT. RANK		LAST 10 GAMES		STRENGTH OF SCHEDULE		OPP. STRENGTH OF SCHEDULE		TEAM RPI		ADJ RPI		CONF. RPI		ADJ CONF. RPI	
DIV. I ONLY		5-7-2		.42857 144		3-6-1		82		52		105		.49064 103		6		6	
DIV. I NON-CONF.		4-3-1		.5625 73		2-2-0		90		48		107		.484 105		6		6	
TOTALS		RPI 1-25		RPI 26-50		W-L RECORDS		RPI 51-100		RPI 101-150		RPI 150+							
5-7-2		0-3-0		0-0-0		OVERALL		2-3-0		2-1-1		1-0-1							
3-2-0		0-1-0		0-0-0		HOME		2-0-0		0-1-0		1-0-0							
2-5-2		0-2-0		0-0-0		AWAY		0-3-0		2-0-1		0-0-1							
0-0-0		0-0-0		0-0-0		NEUTRAL		0-0-0		0-0-0		0-0-0							
4-3-1		0-1-0		0-0-0		NON-CONFERENCE		2-1-0		2-1-0		0-0-1							
2-1-0		0-0-0		0-0-0		HOME		2-0-0		0-1-0		0-0-0							
2-2-1		0-1-0		0-0-		AWAY		0-1-0		2-0-0		0-0-1							
0-0-0		0-0-0		0-0-0		NEUTRAL		0-0-0		0-0-0		0-0-0							
1-4-1		0-2-0		0-0-0		CONFERENCE		0-2-0		0-0-1		1-0-0							
1-1-0		0-1-0		0-0-0		HOME		0-0-0		0-0-0		1-0-0							
0-3-1		0-1-0		0-0-0		AWAY		0-2-0		0-0-1		0-0-0							
0-0-0		0-0-0		0-0-0		NEUTRAL		0-0-0		0-0-0		0-0-0							
RPI	S	Opponent		Score		RPI	S	Opponent		Score		RPI	S	Opponent		Score			
5	A	Notre Dame		2	4			52	H	Dayton		3	2	105	H	Northern Ill.		2	3
6	H	Creighton		1	3			57	A	Oregon St.		0	1	121	A	Wisconsin		1	0
9	A	Georgetown		0	3			63	A	Xavier		0	1	123	A	Portland		4	2
								68	A	Villanova		1	2	138	A	St. John's (NY)		0	0
								99	H	Omaha		1	0	174	A	Milwaukee		1	1
														185	H	Seton Hall		1	0
LAST 10 GAMES																			
		63	A	Xavier	0	1		68	A	Villanova	1	2							
		6	H	Creighton	1	3		5	A	Notre Dame	2	4							
		9	A	Georgetown	0	3		138	A	St. John's (NY)	0	0							
		185	H	Seton Hall	1	0		105	H	Northern Ill.	2	3							
		121	A	Wisconsin	1	0		99	H	Omaha	1	0							

Non-Div. I Games:

Marquette

Average RPI Win:	121	WON-LOST RECORD	WINNING PCT. RANK	LAST 10 GAMES	STRENGTH OF SCHEDULE	OPP. STRENGTH OF SCHEDULE	TEAM RPI	ADJ RPI	CONF. RPI	ADJ CONF. RPI				
DIV. I ONLY		6-9-0	.4	148	4-6-0	46	123	104	.49054	104	8	8		
DIV. I NON-CONF.		5-7-0	.41667	145	3-4-0	61	89	97	.49547	96	10	10		
<hr/>														
TOTALS	RPI 1-25	RPI 26-50		W-L RECORDS		RPI 51-100		RPI 101-150		RPI 150+				
6-9-0	0-1-0	0-3-0		OVERALL		3-3-0		1-1-0		2-1-0				
5-2-0	0-1-0	0-0-0		HOME		3-1-0		0-0-0		2-0-0				
1-7-0	0-0-0	0-3-0		AWAY		0-2-0		1-1-0		0-1-0				
0-0-0	0-0-0	0-0-0		NEUTRAL		0-0-0		0-0-0		0-0-0				
5-7-0	0-1-0	0-3-0		NON-CONFERENCE		2-3-0		1-0-0		2-0-0				
4-2-0	0-1-0	0-0-0		HOME		2-1-0		0-0-0		2-0-0				
1-5-0	0-0-0	0-0-		AWAY		0-2-0		1-0-0		0-0-0				
0-0-0	0-0-0	0-0-0		NEUTRAL		0-0-0		0-0-0		0-0-0				
1-2-0	0-0-0	0-0-0		CONFERENCE		1-0-0		0-1-0		0-1-0				
1-0-0	0-0-0	0-0-0		HOME		1-0-0		0-0-0		0-0-0				
0-2-0	0-0-0	0-0-0		AWAY		0-0-0		0-1-0		0-1-0				
0-0-0	0-0-0	0-0-0		NEUTRAL		0-0-0		0-0-0		0-0-0				
<hr/>														
RPI	S	Opponent	Score		RPI	S	Opponent	Score		RPI	S	Opponent	Score	
9	H	Georgetown	1	3	44	A	Michigan	1	3	64	A	Wright St.	1	3
					47	A	Michigan St.	0	1	71	A	Virginia Tech	0	2
					48	A	Princeton	2	3	74	H	UNCG	1	0
										76	H	Penn St.	3	0
										79	H	Western Mich.	1	0
										97	H	Navy	0	1

Non-Div. I Games:

West Virginia

Average RPI Win: 153		WON-LOST	WINNING	LAST 10	STRENGTH OF		OPP. STRENGTH	TEAM	ADJ	CONF.	ADJ CONF.
Average RPI Loss: 75		RECORD	PCT. RANK	GAMES	SCHEDULE		OF SCHEDULE	RPI	RPI	RPI	RPI
DIV. I ONLY		7-5-1	.57692	70	5-4-1		145	132	98	.49024	105
DIV. I NON-CONF.		6-4-0	.6	64	4-3-0		177	142	118	.47165	120
TOTALS		RPI 1-25	RPI 26-50		W-L RECORDS		RPI 51-100		RPI 101-150		RPI 150+
7-5-1		0-2-0	0-0-0		OVERALL		0-2-0		2-0-0		5-1-1
4-2-1		0-0-0	0-0-0		HOME		0-1-0		0-0-0		4-1-1
3-2-0		0-2-0	0-0-0		AWAY		0-0-0		2-0-0		1-0-0
0-1-0		0-0-0	0-0-0		NEUTRAL		0-1-0		0-0-0		0-0-0
6-4-0		0-1-0	0-0-0		NON-CONFERENCE		0-2-0		1-0-0		5-1-0
4-2-0		0-0-0	0-0-0		HOME		0-1-0		0-0-0		4-1-0
2-1-0		0-1-0	0-0-		AWAY		0-0-0		1-0-0		1-0-0
0-1-0		0-0-0	0-0-0		NEUTRAL		0-1-0		0-0-0		0-0-0
1-1-1		0-1-0	0-0-0		CONFERENCE		0-0-0		1-0-0		0-0-1
0-0-1		0-0-0	0-0-0		HOME		0-0-0		0-0-0		0-0-1
1-1-0		0-1-0	0-0-0		AWAY		0-0-0		1-0-0		0-0-0
0-0-0		0-0-0	0-0-0		NEUTRAL		0-0-0		0-0-0		0-0-0
RPI	S	Opponent		Score		RPI	S	Opponent		Score	
4	A	Akron		0 4		93	H	Loyola Chicago		0 1	
6	A	Creighton		0 2		100	N	Col. of Charleston		1 3	

Non-Div. I Games:

Northern Ill.

Average RPI Win:	157	WON-LOST RECORD	WINNING PCT. RANK	LAST 10 GAMES	STRENGTH OF SCHEDULE	OPP. STRENGTH OF SCHEDULE	TEAM RPI	ADJ RPI	CONF. RPI	ADJ CONF. RPI		
DIV. I ONLY		7-5-3	.56667	79	6-2-2	160	75	107	.4876	106	9	9
DIV. I NON-CONF.		5-4-1	.55	93	4-1-0	183	69	125	.46967	124	12	12
<hr/>												
TOTALS	RPI 1-25	RPI 26-50		W-L RECORDS		RPI 51-100		RPI 101-150		RPI 150+		
7-5-3	0-2-0	0-0-1		OVERALL		0-2-0		2-1-2		5-0-0		
4-1-2	0-0-0	0-0-1		HOME		0-1-0		1-0-1		3-0-0		
3-3-1	0-2-0	0-0-0		AWAY		0-0-0		1-1-1		2-0-0		
0-1-0	0-0-0	0-0-0		NEUTRAL		0-1-0		0-0-0		0-0-0		
5-4-1	0-2-0	0-0-0		NON-CONFERENCE		0-1-0		0-1-1		5-0-0		
3-0-1	0-0-0	0-0-0		HOME		0-0-0		0-0-1		3-0-0		
2-3-0	0-2-0	0-0-		AWAY		0-0-0		0-1-0		2-0-0		
0-1-0	0-0-0	0-0-0		NEUTRAL		0-1-0		0-0-0		0-0-0		
2-1-2	0-0-0	0-0-1		CONFERENCE		0-1-0		2-0-1		0-0-0		
1-1-1	0-0-0	0-0-1		HOME		0-1-0		1-0-0		0-0-0		
1-0-1	0-0-0	0-0-0		AWAY		0-0-0		1-0-1		0-0-0		
0-0-0	0-0-0	0-0-0		NEUTRAL		0-0-0		0-0-0		0-0-0		
RPI S	Opponent	Score		RPI S	Opponent	Score		RPI S	Opponent	Score		
21 A	Hofstra	0	4	49 H	UMass Lowell	0	0	57 N	Oregon St.	0	1	
22 A	Dartmouth	1	2					75 H	Binghamton	1	2	
										</		

Non-Div. I Games:

Vermont

R
i
d
e
r

Rider

Average RPI Win:	135	WON-LOST	WINNING	LAST 10	STRENGTH OF	OPP. STRENGTH	TEAM	ADJ	CONF.	ADJ CONF.	
Average RPI Loss:	96	RECORD	PCT. RANK	GAMES	SCHEDULE	OF SCHEDULE	RPI	RPI	RPI	RPI	
DIV. I ONLY	6-7-1	.46429	125	4-5-1	92	142	109	.48379	108	16	16
DIV. I NON-CONF.	3-4-0	.42857	139	1-2-0	45	117	73	.51915	71	17	16
<hr/>											
TOTALS	RPI 1-25	RPI 26-50		W-L RECORDS	RPI 51-100		RPI 101-150		RPI 150+		
6-7-1	0-0-0	0-1-0		OVERALL	2-3-1		1-2-0		3-1-0		
2-5-0	0-0-0	0-1-0		HOME	0-2-0		1-1-0		1-1-0		
4-2-1	0-0-0	0-0-0		AWAY	2-1-1		0-1-0		2-0-0		
0-0-0	0-0-0	0-0-0		NEUTRAL	0-0-0		0-0-0		0-0-0		
<hr/>											
3-4-0	0-0-0	0-1-0		NON-CONFERENCE	2-2-0		0-1-0		1-0-0		
1-3-0	0-0-0	0-1-0		HOME	0-2-0		0-0-0		1-0-0		
2-1-0	0-0-0	0-0-		AWAY	2-0-0		0-1-0		0-0-0		
0-0-0	0-0-0	0-0-0		NEUTRAL	0-0-0		0-0-0		0-0-0		
<hr/>											
3-3-1	0-0-0	0-0-0		CONFERENCE	0-1-1		1-1-0		2-1-0		
1-2-0	0-0-0	0-0-0		HOME	0-0-0		1-1-0		0-1-0		
2-1-1	0-0-0	0-0-0		AWAY	0-1-1		0-0-0		2-0-0		
0-0-0	0-0-0	0-0-0		NEUTRAL	0-0-0		0-0-0		0-0-0		
<hr/>											
RPI S	Opponent	Score	RPI S	Opponent	Score	RPI S	Opponent	Score	RPI S	Opponent	Score
			44 H	Michigan	1 4	52 A	Dayton	2 0	126 H	Cleveland St.	3 4
						53 H	SIUE	0 1	132 A	UMBC	1 2
						62 A	Ill.-Chicago	0 1	143 H	Detroit	2 0
						80 H	Cincinnati	0 3	159 A	Green Bay	1 0
						81 A	Northern Ky.	1 1	160 H	Western Ill.	3 0
						97 A	Navy	3 2	174 H	Milwaukee	0 1
									196 A	Belmont	2 0
<hr/>											
LAST 10 GAMES											
			62 A	Ill.-Chicago	0 1	80 H	Cincinnati	0 3			
			143 H	Detroit	2 0	196 A	Belmont	2 0			
			159 A	Green Bay	1 0	44 H	Michigan	1 4			
			126 H	Cleveland St.	3 4	174 H	Milwaukee	0 1			
			81 A	Northern Ky.	1 1	52 A	Dayton	2 0			

Non-Div. I Games:

Oakland

Average RPI Win:		141	WON-LOST RECORD		WINNING PCT. RANK	LAST 10 GAMES		STRENGTH OF SCHEDULE		OPP. STRENGTH OF SCHEDULE	TEAM RPI	ADJ RPI	CONF. RPI	ADJ CONF. RPI			
Average RPI Loss:		66															
DIV. I ONLY			7-7-1		.5	98	2-7-1		129	96	108	.48285	109	8	8		
DIV. I NON-CONF.			6-5-1		.54167	100	1-5-1		134	92	112	.47583	114	10	10		
TOTALS		RPI 1-25		RPI 26-50		W-L RECORDS		RPI 51-100		RPI 101-150		RPI 150+					
7-7-1		0-2-0		0-1-0		OVERALL		1-2-0		2-1-0		4-1-1					
6-2-0		0-0-0		0-1-0		HOME		1-0-0		2-1-0		3-0-0					
0-4-1		0-2-0		0-0-0		AWAY		0-2-0		0-0-0		0-0-1					
1-1-0		0-0-0		0-0-0		NEUTRAL		0-0-0		0-0-0		1-1-0					
6-5-1		0-2-0		0-1-0		NON-CONFERENCE		1-1-0		1-0-0		4-1-1					
5-1-0		0-0-0		0-1-0		HOME		1-0-0		1-0-0		3-0-0					
0-3-1		0-2-0		0-0-		AWAY		0-1-0		0-0-0		0-0-1					
1-1-0		0-0-0		0-0-0		NEUTRAL		0-0-0		0-0-0		1-1-0					
1-2-0		0-0-0		0-0-0		CONFERENCE		0-1-0		1-1-0		0-0-0					
1-1-0		0-0-0		0-0-0		HOME		0-0-0		1-1-0		0-0-0					
0-1-0		0-0-0		0-0-0		AWAY		0-1-0		0-0-0		0-0-0					
0-0-0		0-0-0		0-0-0		NEUTRAL		0-0-0		0-0-0		0-0-0					
RPI	S	Opponent		Score		RPI	S	Opponent		Score		RPI	S	Opponent		Score	
10	A	Syracuse		0	3	47	H	Michigan St.		0	1	52	A	Dayton		0	6
17	A	Ohio St.		1	2							53	H	SIUE		3	1
												79	A	Western Mich.		1	2

Non-Div. I Games:

Bowling Green

Average RPI Win: 132		WON-LOST RECORD		WINNING PCT. RANK		LAST 10 GAMES		STRENGTH OF SCHEDULE		OPP. STRENGTH OF SCHEDULE		TEAM RPI		ADJ RPI		CONF. RPI		ADJ CONF. RPI					
DIV. I ONLY		4-6-5		.43333		137		3-4-3		64		145		117		.48124		110		9		9	
DIV. I NON-CONF.		4-3-3		.55		93		3-1-1		65		141		111		.4819		108		12		12	
TOTALS		RPI 1-25		RPI 26-50		W-L RECORDS		RPI 51-100		RPI 101-150		RPI 150+											
4-6-5		0-1-1		0-0-0		OVERALL		1-1-1		2-3-2		1-1-1											
2-1-3		0-0-0		0-0-0		HOME		0-0-1		2-1-2		0-0-0											
2-5-2		0-1-1		0-0-0		AWAY		1-1-0		0-2-0		1-1-1											
0-0-0		0-0-0		0-0-0		NEUTRAL		0-0-0		0-0-0		0-0-0											
4-3-3		0-1-1		0-0-0		NON-CONFERENCE		1-0-0		2-1-1		1-1-1											
2-0-1		0-0-0		0-0-0		HOME		0-0-0		2-0-1		0-0-0											
2-3-2		0-1-1		0-0-		AWAY		1-0-0		0-1-0		1-1-1											
0-0-0		0-0-0		0-0-0		NEUTRAL		0-0-0		0-0-0		0-0-0											
0-3-2		0-0-0		0-0-0		CONFERENCE		0-1-1		0-2-1		0-0-0											
0-1-2		0-0-0		0-0-0		HOME		0-0-1		0-1-1		0-0-0											
0-2-0		0-0-0		0-0-0		AWAY		0-1-0		0-1-0		0-0-0											
0-0-0		0-0-0		0-0-0		NEUTRAL		0-0-0		0-0-0		0-0-0											
RPI	S	Opponent		Score		RPI	S	Opponent		Score		RPI	S	Opponent		Score							
10	A	Syracuse		2	2					65	A	Albany (NY)	1	2	106	H	Vermont	1	2				
16	A	Old Dominion		2	3					75	H	Binghamton	0	0	112	H	Holy Cross	0	0				
										86	A	Monmouth	3	1	128	A	VCU	0	2				
															131	H	Iona	1	0				
															132	H	UMBC	1	1				
															133	H	Saint Francis (PA)	2	1				
															146	A	Stony Brook	0	1				
															163	A	Siena	1	1				
															165	A	Massachusetts	1	2				
															178	A	Central Conn. St.	2	1				
LAST 10 GAMES																							
						146	A	Stony Brook	0	1		132	H	UMBC	1	1							
						10	A	Syracuse	2	2		133	H	Saint Francis (PA)	2	1							
						75	H	Binghamton	0	0		178	A	Central Conn. St.	2	1							
						65	A	Albany (NY)	1	2		131	H	Iona	1	0							
						106	H	Vermont	1	2		165	A	Massachusetts	1	2							

Non-Div. I Games:

Hartford

Holy Cross

Average RPI Win: 183		WON-LOST RECORD	WINNING PCT. RANK		LAST 10 GAMES	STRENGTH OF SCHEDULE	OPP. STRENGTH OF SCHEDULE	TEAM RPI	ADJ RPI	CONF. RPI	ADJ CONF. RPI							
Average RPI Loss: 54																		
DIV. I ONLY		6-7-0	.46154	130	2-4-0	119	124	115	.47705	113	17	18						
DIV. I NON-CONF.		4-4-0	.5	101	0-1-0	99	112	105	.48533	103	18	18						
<hr/>																		
TOTALS		RPI 1-25		RPI 26-50		W-L RECORDS		RPI 51-100		RPI 101-150		RPI 150+						
6-7-0		0-3-0		0-2-0		OVERALL		0-0-0		0-2-0		6-0-0						
3-3-0		0-1-0		0-1-0		HOME		0-0-0		0-1-0		3-0-0						
2-3-0		0-1-0		0-1-0		AWAY		0-0-0		0-1-0		2-0-0						
1-1-0		0-1-0		0-0-0		NEUTRAL		0-0-0		0-0-0		1-0-0						
4-4-0		0-2-0		0-1-0		NON-CONFERENCE		0-0-0		0-1-0		4-0-0						
2-1-0		0-1-0		0-0-0		HOME		0-0-0		0-0-0		2-0-0						
1-2-0		0-0-0		0-0-		AWAY		0-0-0		0-1-0		1-0-0						
1-1-0		0-1-0		0-0-0		NEUTRAL		0-0-0		0-0-0		1-0-0						
2-3-0		0-1-0		0-1-0		CONFERENCE		0-0-0		0-1-0		2-0-0						
1-2-0		0-0-0		0-1-0		HOME		0-0-0		0-1-0		1-0-0						
1-1-0		0-1-0		0-0-0		AWAY		0-0-0		0-0-0		1-0-0						
0-0-0		0-0-0		0-0-0		NEUTRAL		0-0-0		0-0-0		0-0-0						
RPI	S	Opponent		Score		RPI	S	Opponent		Score		RPI	S	Opponent		Score		
3	H	North Carolina		1	6	36	A	UNCW		2	6	115	A	Davidson		1	2	
13	A	Coastal Caro.		1	2	41	H	Radford		0	2	145	H	Longwood		1	2	
24	N	Elon		0	2							167	H	Stetson		1	0	
												169	H	Gardner-Webb		4	2	
												175	N	Lipscomb		3	2	
												190	H	Jacksonville		4	3	
												196	A	Belmont		3	2	
												201	A	Presbyterian		3	1	
<hr/>																		
LAST 10 GAMES																		
13 A Coastal Caro.						1	2	145 H Longwood						1	2			
201 A Presbyterian						3	1	167 H Stetson						1	0			
3 H North Carolina						1	6	190 H Jacksonville						4	3			
169 H Gardner-Webb						4	2	196 A Belmont						3	2			
41 H Radford						0	2	175 N Lipscomb						3	2			

Non-Div. I Games:

Campbell

Average RPI Win: 155		WON-LOST	WINNING	LAST 10	STRENGTH OF		OPP. STRENGTH	TEAM	ADJ	CONF.	ADJ CONF.
Average RPI Loss: 34		RECORD	PCT. RANK	GAMES	SCHEDULE		OF SCHEDULE	RPI	RPI	RPI	RPI
DIV. I ONLY		5-8-3	.40625	147	2-6-2		81	55	112	.47693	114
DIV. I NON-CONF.		5-2-2	.66667	46	2-2-1		189	188	182	.4061	179
TOTALS		RPI 1-25	RPI 26-50		W-L RECORDS		RPI 51-100		RPI 101-150		RPI 150+
5-8-3	0-5-0	0-1-0		OVERALL		1-1-1		1-1-1		3-0-1	
4-5-2	0-2-0	0-1-0		HOME		0-1-1		1-1-0		3-0-1	
1-3-1	0-3-0	0-0-0		AWAY		1-0-0		0-0-1		0-0-0	
0-0-0	0-0-0	0-0-0		NEUTRAL		0-0-0		0-0-0		0-0-0	
5-2-2	0-0-0	0-0-0		NON-CONFERENCE		1-1-0		1-1-1		3-0-1	
4-2-1	0-0-0	0-0-0		HOME		0-1-0		1-1-0		3-0-1	
1-0-1	0-0-0	0-0-0		AWAY		1-0-0		0-0-1		0-0-0	
0-0-0	0-0-0	0-0-0		NEUTRAL		0-0-0		0-0-0		0-0-0	
0-6-1	0-5-0	0-1-0		CONFERENCE		0-0-1		0-0-0		0-0-0	
0-3-1	0-2-0	0-1-0		HOME		0-0-1		0-0-0		0-0-0	
0-3-0	0-3-0	0-0-0		AWAY		0-0-0		0-0-0		0-0-0	
0-0-0	0-0-0	0-0-0		NEUTRAL		0-0-0		0-0-0		0-0-0	
RPI S	Opponent	Score	RPI S	Opponent	Score	RPI S	Opponent	Score	RPI S	Opponent	Score
1 H	Wake Forest	0 4	30 H	Duke	0 1	61 H	Harvard	2 3	126 H	Cleveland St.	0 1
3 H	North Carolina	0 2				71 H	Virginia Tech	0 0	142 A	Lafayette	0 0
10 A	Syracuse	0 5				91 A	Lehigh	3 0	147 H	Saint Peter's	1 0
14 A	Boston College	0 2							155 H	Robert Morris	1 0
25 A	Virginia	1 3							179 H	Eastern Ill.	2 0
									204 H	Niagara	1 1
									205 H	VMI	4 0
LAST 10 GAMES											
30 H	Duke	0 1	204 H	Niagara	1 1	3 H	North Carolina	0 2			
61 H	Harvard	2 3	205 H	VMI	4 0	10 A	Syracuse	0 5			
25 A	Virginia	1 3	155 H	Robert Morris	1 0						
126 H	Cleveland St.	0 1									
71 H	Virginia Tech	0 0									

Non-Div. I Games:

Pittsburgh

Average RPI Win:	143	WON-LOST	WINNING	LAST 10	STRENGTH OF	OPP. STRENGTH	TEAM	ADJ	CONF.	ADJ CONF.					
Average RPI Loss:	80	RECORD	PCT. RANK	GAMES	SCHEDULE	OF SCHEDULE	RPI	RPI	RPI	RPI					
DIV. I ONLY		5-7-3	.43333	137	3-6-1	77	146	113	.47617	115	21	21			
DIV. I NON-CONF.		3-3-3	.5	101	1-2-1	17	138	66	.52722	64	16	17			
<hr/>															
TOTALS	RPI 1-25	RPI 26-50		W-L RECORDS		RPI 51-100		RPI 101-150		RPI 150+					
5-7-3	0-2-0	1-0-1		OVERALL		0-2-1		1-3-1		3-0-0					
4-2-3	0-0-0	1-0-1		HOME		0-0-1		1-2-1		2-0-0					
1-5-0	0-2-0	0-0-0		AWAY		0-2-0		0-1-0		1-0-0					
0-0-0	0-0-0	0-0-0		NEUTRAL		0-0-0		0-0-0		0-0-0					
<hr/>															
3-3-3	0-2-0	1-0-1		NON-CONFERENCE		0-1-1		1-0-1		1-0-0					
3-0-3	0-0-0	1-0-1		HOME		0-0-1		1-0-1		1-0-0					
0-3-0	0-2-0	0-0-		AWAY		0-1-0		0-0-0		0-0-0					
0-0-0	0-0-0	0-0-0		NEUTRAL		0-0-0		0-0-0		0-0-0					
<hr/>															
2-4-0	0-0-0	0-0-0		CONFERENCE		0-1-0		0-3-0		2-0-0					
1-2-0	0-0-0	0-0-0		HOME		0-0-0		0-2-0		1-0-0					
1-2-0	0-0-0	0-0-0		AWAY		0-1-0		0-1-0		1-0-0					
0-0-0	0-0-0	0-0-0		NEUTRAL		0-0-0		0-0-0		0-0-0					
<hr/>															
RPI S	Opponent	Score		RPI S	Opponent	Score		RPI S	Opponent	Score					
8 A	Stanford	0	1	27 H	North Carolina St.	2	1	66 A	Saint Louis	0	1				
24 A	Elon	0	4	30 H	Duke	2	2	73 A	California	0	3				
								90 H	Wofford	2	2				
								113 H Campbell				2	1		
								119 H Fordham				0	3		
								128 A VCU				0	1		
								141 H George Washington				1	2		
								150 H High Point				1	1		
								182 H USC Upstate				2	1		
								192 H Saint Joseph's				3	0		
								202 A St. Bonaventure				2	1		
<hr/>															
				LAST 10 GAMES											
				66 A Saint Louis				0	1	141 H George Washington				1	2
				192 H Saint Joseph's				3	0	30 H Duke				2	2
				202 A St. Bonaventure				2	1	182 H USC Upstate				2	1
				128 A VCU				0	1	8 A Stanford				0	1
				119 H Fordham				0	3	73 A California				0	3

Non-Div. I Games:

Davidson

Average RPI Win: 128		WON-LOST	WINNING	LAST 10	STRENGTH OF		OPP. STRENGTH	TEAM	ADJ		CONF.	ADJ CONF.		
Average RPI Loss: 74		RECORD	PCT. RANK	GAMES	SCHEDULE		OF SCHEDULE	RPI	RPI		RPI	RPI		
DIV. I ONLY		6-5-3	.53571	88	5-4-1		144	96	110		.47477	116		
DIV. I NON-CONF.		1-3-2	.33333	155	0-2-0		116	47	99		.48453	104		
TOTALS		RPI 1-25	RPI 26-50		W-L RECORDS		RPI 51-100		RPI 101-150		RPI 150+			
6-5-3		0-1-0	0-1-0		OVERALL		3-2-2		1-0-0		2-1-1			
3-4-0		0-1-0	0-0-0		HOME		1-2-0		1-0-0		1-1-0			
3-0-2		0-0-0	0-0-0		AWAY		2-0-2		0-0-0		1-0-0			
0-1-1		0-0-0	0-1-0		NEUTRAL		0-0-0		0-0-0		0-0-1			
1-3-2		0-1-0	0-1-0		NON-CONFERENCE		0-0-1		1-0-0		0-1-1			
1-2-0		0-1-0	0-0-0		HOME		0-0-0		1-0-0		0-1-0			
0-0-1		0-0-0	0-0-		AWAY		0-0-1		0-0-0		0-0-0			
0-1-1		0-0-0	0-1-0		NEUTRAL		0-0-0		0-0-0		0-0-1			
5-2-1		0-0-0	0-0-0		CONFERENCE		3-2-1		0-0-0		2-0-0			
2-2-0		0-0-0	0-0-0		HOME		1-2-0		0-0-0		1-0-0			
3-0-1		0-0-0	0-0-0		AWAY		2-0-1		0-0-0		1-0-0			
0-0-0		0-0-0	0-0-0		NEUTRAL		0-0-0		0-0-0		0-0-0			
RPI	S	Opponent	Score		RPI	S	Opponent	Score		RPI	S	Opponent	Score	
2	H	Clemson	0	3	27	N	North Carolina St.	1	2	74	A	UNCG	0	0
										122	H	Winthrop	2	1
										167	H	Stetson	0	1
										185	N	Seton Hall	1	1
										205	A	VMI	3	0
										205	H	VMI	3	1

Non-Div. I Games:

Furman

Average RPI Win: 129		WON-LOST	WINNING	LAST 10	STRENGTH OF		OPP. STRENGTH	TEAM	ADJ		CONF.	ADJ CONF.			
Average RPI Loss: 73		RECORD	PCT. RANK	GAMES	SCHEDULE		OF SCHEDULE	RPI	RPI		RPI	RPI			
DIV. I ONLY		7-8-2	.47059	118	5-3-2		146	69	123		.47472	117			
DIV. I NON-CONF.		4-5-0	.44444	124	2-0-0		151	99	136		.4603	134			
TOTALS		RPI 1-25	RPI 26-50		W-L RECORDS		RPI 51-100		RPI 101-150		RPI 150+				
7-8-2		1-2-0	0-0-0		OVERALL		1-4-1		2-2-1		3-0-0				
5-1-2		1-0-0	0-0-0		HOME		1-1-1		1-0-1		2-0-0				
2-7-0		0-2-0	0-0-0		AWAY		0-3-0		1-2-0		1-0-0				
0-0-0		0-0-0	0-0-0		NEUTRAL		0-0-0		0-0-0		0-0-0				
4-5-0		0-1-0	0-0-0		NON-CONFERENCE		0-3-0		1-1-0		3-0-0				
3-1-0		0-0-0	0-0-0		HOME		0-1-0		1-0-0		2-0-0				
1-4-0		0-1-0	0-0-		AWAY		0-2-0		0-1-0		1-0-0				
0-0-0		0-0-0	0-0-0		NEUTRAL		0-0-0		0-0-0		0-0-0				
3-3-2		1-1-0	0-0-0		CONFERENCE		1-1-1		1-1-1		0-0-0				
2-0-2		1-0-0	0-0-0		HOME		1-0-1		0-0-1		0-0-0				
1-3-0		0-1-0	0-0-0		AWAY		0-1-0		1-1-0		0-0-0				
0-0-0		0-0-0	0-0-0		NEUTRAL		0-0-0		0-0-0		0-0-0				
RPI S	Opponent	Score		RPI S	Opponent	Score		RPI S	Opponent	Score		RPI S	Opponent	Score	
12 A	Seattle	0	6					51 H	CSUN	1	1	121 H	Wisconsin	3	2
18 A	UC Santa Barbara	1	2					59 A	Washington	0	3	125 A	Sacramento St.	0	1
23 H	Cal Poly	3	2					72 A	Cal St. Fullerton	0	1	125 H	Sacramento St.	1	1
								73 A	California	1	2	137 A	UC Riverside	2	0
								83 H	CSU Bakersfield	1	2	139 A	San Jose St.	1	2
								94 H	UC Irvine	2	1	161 A	St. Mary's (CA)	2	1
												173 H	San Francisco	3	1
												195 H	Pacific	6	0
LAST 10 GAMES															
125 A	Sacramento St.	0	1	51 H	CSUN	1	1								
18 A	UC Santa Barbara	1	2	72 A	Cal St. Fullerton	0	1								
125 H	Sacramento St.	1	1	137 A	UC Riverside	2	0								
23 H	Cal Poly	3	2	173 H	San Francisco	3	1								
94 H	UC Irvine	2	1	161 A	St. Mary's (CA)	2	1								

Non-Div. I Games:

UC Davis

Average RPI Win: 124		WON-LOST RECORD	WINNING PCT. RANK		LAST 10 GAMES	STRENGTH OF SCHEDULE	OPP. STRENGTH OF SCHEDULE	TEAM RPI	ADJ RPI	CONF. RPI	ADJ CONF. RPI						
Average RPI Loss: 59																	
DIV. I ONLY		3-11-1	.23333	188	2-7-1	17	99	126	.47273	118	6	6					
DIV. I NON-CONF.		1-8-0	.11111	197	0-4-0	34	130	129	.46811	127	6	6					
<hr/>																	
TOTALS		RPI 1-25		RPI 26-50		W-L RECORDS		RPI 51-100		RPI 101-150		RPI 150+					
3-11-1		0-3-0		0-2-0		OVERALL		1-5-1		1-1-0		1-0-0					
2-5-0		0-1-0		0-1-0		HOME		1-3-0		1-0-0		0-0-0					
1-5-1		0-1-0		0-1-0		AWAY		0-2-1		0-1-0		1-0-0					
0-1-0		0-1-0		0-0-0		NEUTRAL		0-0-0		0-0-0		0-0-0					
1-8-0		0-1-0		0-2-0		NON-CONFERENCE		0-4-0		1-1-0		0-0-0					
1-3-0		0-0-0		0-1-0		HOME		0-2-0		1-0-0		0-0-0					
0-4-0		0-0-0		0-0-		AWAY		0-2-0		0-1-0		0-0-0					
0-1-0		0-1-0		0-0-0		NEUTRAL		0-0-0		0-0-0		0-0-0					
2-3-1		0-2-0		0-0-0		CONFERENCE		1-1-1		0-0-0		1-0-0					
1-2-0		0-1-0		0-0-0		HOME		1-1-0		0-0-0		0-0-0					
1-1-1		0-1-0		0-0-0		AWAY		0-0-1		0-0-0		1-0-0					
0-0-0		0-0-0		0-0-0		NEUTRAL		0-0-0		0-0-0		0-0-0					
RPI	S	Opponent		Score		RPI	S	Opponent		Score		RPI	S	Opponent		Score	
6	A	Creighton		0	1	30	A	Duke		0	1	62	H	Ill.-Chicago		0	1
9	H	Georgetown		0	1	35	H	Northwestern		1	2	63	H	Xavier		0	1
24	N	Elon		0	4							68	H	Villanova		3	2
												84	A	Providence		0	0
												93	A	Loyola Chicago		0	3
												96	A	Drake		2	3
												99	H	Omaha		2	3
						LAST 10 GAMES											
						84	A	Providence		0	0	6	A	Creighton		0	1
						9	H	Georgetown		0	1	93	A	Loyola Chicago		0	3
						185	A	Seton Hall		3	2	63	H	Xavier		0	1
						68	H	Villanova		3	2	96	A	Drake		2	3
						35	H	Northwestern		1	2	62	H	Ill.-Chicago		0	1

Non-Div. I Games:

DePaul

Average RPI Win: 138		WON-LOST	WINNING	LAST 10	STRENGTH OF		OPP. STRENGTH	TEAM	ADJ		CONF.	ADJ CONF.
Average RPI Loss: 92		RECORD	PCT. RANK	GAMES	SCHEDULE		OF SCHEDULE	RPI	RPI		RPI	RPI
DIV. I ONLY		6-6-3	.5	98	6-3-1		99	180	111		21	21
DIV. I NON-CONF.		2-4-3	.38889	149	2-1-1		71	168	98		16	17
TOTALS		RPI 1-25	RPI 26-50		W-L RECORDS		RPI 51-100		RPI 101-150		RPI 150+	
6-6-3		0-0-0	0-1-0		OVERALL		1-3-0		2-1-2		3-1-1	
2-3-2		0-0-0	0-1-0		HOME		1-1-0		0-0-1		1-1-1	
4-3-1		0-0-0	0-0-0		AWAY		0-2-0		2-1-1		2-0-0	
0-0-0		0-0-0	0-0-0		NEUTRAL		0-0-0		0-0-0		0-0-0	
2-4-3		0-0-0	0-1-0		NON-CONFERENCE		1-2-0		0-1-2		1-0-1	
1-1-2		0-0-0	0-1-0		HOME		1-0-0		0-0-1		0-0-1	
1-3-1		0-0-0	0-0-		AWAY		0-2-0		0-1-1		1-0-0	
0-0-0		0-0-0	0-0-0		NEUTRAL		0-0-0		0-0-0		0-0-0	
4-2-0		0-0-0	0-0-0		CONFERENCE		0-1-0		2-0-0		2-1-0	
1-2-0		0-0-0	0-0-0		HOME		0-1-0		0-0-0		1-1-0	
3-0-0		0-0-0	0-0-0		AWAY		0-0-0		2-0-0		1-0-0	
0-0-0		0-0-0	0-0-0		NEUTRAL		0-0-0		0-0-0		0-0-0	
RPI S	Opponent	Score	RPI S	Opponent	Score	RPI S	Opponent	Score	RPI S	Opponent	Score	
			31 H	Boston U.	1 2	66 H	Saint Louis	0 1	115 A	Davidson	3 0	
						67 H	Columbia	1 0	118 A	DePaul	0 4	
						91 A	Lehigh	0 3	120 H	Army West Point	1 1	
						93 A	Loyola Chicago	1 2	129 A	Rhode Island	1 0	
									142 A	Lafayette	0 0	
									152 H	George Mason	1 5	
									164 A	Fairfield	3 2	
									172 A	Duquesne	2 1	
									181 H	La Salle	3 0	
									193 H	NJIT	0 0	
LAST 10 GAMES												
			152 H	George Mason	1 5	181 H	La Salle	3 0				
			129 A	Rhode Island	1 0	91 A	Lehigh	0 3				
			66 H	Saint Louis	0 1	193 H	NJIT	0 0				
			172 A	Duquesne	2 1	67 H	Columbia	1 0				
			115 A	Davidson	3 0	164 A	Fairfield	3 2				

Non-Div. I Games:

Fordham

Average RPI Win:	164	WON-LOST	WINNING	LAST 10	STRENGTH OF	OPP. STRENGTH	TEAM	ADJ	CONF.	ADJ CONF.			
Average RPI Loss:	70	RECORD	PCT. RANK	GAMES	SCHEDULE	OF SCHEDULE	RPI	RPI	RPI	RPI			
DIV. I ONLY		4-5-4	.46154	130	3-2-4	107	130	129	.47131	120	11	11	
DIV. I NON-CONF.		2-4-2	.375	151	1-1-2	110	109	128	.46817	126	13	13	
<hr/>													
TOTALS	RPI 1-25		RPI 26-50		W-L RECORDS		RPI 51-100		RPI 101-150		RPI 150+		
4-5-4	0-2-0		0-1-0		OVERALL		1-0-1		0-2-2		3-0-1		
3-2-1	0-1-0		0-1-0		HOME		1-0-1		0-0-0		2-0-0		
1-3-3	0-1-0		0-0-0		AWAY		0-0-0		0-2-2		1-0-1		
0-0-0	0-0-0		0-0-0		NEUTRAL		0-0-0		0-0-0		0-0-0		
2-4-2	0-2-0		0-1-0		NON-CONFERENCE		0-0-0		0-1-1		2-0-1		
2-2-0	0-1-0		0-1-0		HOME		0-0-0		0-0-0		2-0-0		
0-2-2	0-1-0		0-0-		AWAY		0-0-0		0-1-1		0-0-1		
0-0-0	0-0-0		0-0-0		NEUTRAL		0-0-0		0-0-0		0-0-0		
2-1-2	0-0-0		0-0-0		CONFERENCE		1-0-1		0-1-1		1-0-0		
1-0-1	0-0-0		0-0-0		HOME		1-0-1		0-0-0		0-0-0		
1-1-1	0-0-0		0-0-0		AWAY		0-0-0		0-1-1		1-0-0		
0-0-0	0-0-0		0-0-0		NEUTRAL		0-0-0		0-0-0		0-0-0		
<hr/>													
RPI S	Opponent	Score	RPI S	Opponent	Score	RPI S	Opponent	Score	RPI S	Opponent	Score		
11 A	Denver	0 1	34 H	Rutgers	0 2	60 H	American	0 0	112 A	Holy Cross	1 1		
21 H	Hofstra	0 1				91 H	Lehigh	3 2	119 A	Fordham	1 1		
									140 A	Air Force	0 1		
									142 A	Lafayette	0 1		
									164 A	Fairfield	1 1		
									168 A	Loyola Maryland	1 0		
									197 H	Fairleigh Dickinson	1 0		
									198 H	Sacred Heart	3 2		
<hr/>													
LAST 10 GAMES													
168 A Loyola Maryland						1	0	142 A Lafayette					0 1
34 H Rutgers						0	2	164 A Fairfield					1 1
60 H American						0	0	197 H Fairleigh Dickinson					1 0
91 H Lehigh						3	2	119 A Fordham					1 1
112 A Holy Cross						1	1	198 H Sacred Heart					3 2

Non-Div. I Games:

Army West Point

Average RPI Win:	103	WON-LOST	WINNING	LAST 10	STRENGTH OF	OPP. STRENGTH	TEAM	ADJ	CONF.	ADJ CONF.	
Average RPI Loss:	74	RECORD	PCT. RANK	GAMES	SCHEDULE	OF SCHEDULE	RPI	RPI	RPI	RPI	
DIV. I ONLY	4-9-3	.34375	168	2-5-3	66	62	132	.47117	121	2	2
DIV. I NON-CONF.	3-7-0	.3	166	2-3-0	108	106	157	.4406	152	3	2
<hr/>											
TOTALS	RPI 1-25	RPI 26-50		W-L RECORDS		RPI 51-100		RPI 101-150		RPI 150+	
4-9-3	0-1-0	1-2-2		OVERALL		1-3-1		1-2-0		1-1-0	
0-6-2	0-0-0	0-2-1		HOME		0-2-1		0-1-0		0-1-0	
4-3-1	0-1-0	1-0-1		AWAY		1-1-0		1-1-0		1-0-0	
0-0-0	0-0-0	0-0-0		NEUTRAL		0-0-0		0-0-0		0-0-0	
3-7-0	0-0-0	0-1-0		NON-CONFERENCE		1-3-0		1-2-0		1-1-0	
0-5-0	0-0-0	0-1-0		HOME		0-2-0		0-1-0		0-1-0	
3-2-0	0-0-0	0-0-		AWAY		1-1-0		1-1-0		1-0-0	
0-0-0	0-0-0	0-0-0		NEUTRAL		0-0-0		0-0-0		0-0-0	
1-2-3	0-1-0	1-1-2		CONFERENCE		0-0-1		0-0-0		0-0-0	
0-1-2	0-0-0	0-1-1		HOME		0-0-1		0-0-0		0-0-0	
1-1-1	0-1-0	1-0-1		AWAY		0-0-0		0-0-0		0-0-0	
0-0-0	0-0-0	0-0-0		NEUTRAL		0-0-0		0-0-0		0-0-0	
RPI	S	Opponent	Score	RPI	S	Opponent	Score	RPI	S	Opponent	Score
17	A	Ohio St.	0 <div>2</div>	29	H	Maryland	1 <div>4</div>	53	H	SIUE	0 <div>2</div>
				34	A	Rutgers	1 0	63	H	Xavier	0 <div>2</div>
				39	H	Butler	0 <div>1</div>	66	A	Saint Louis	2 1
				44	A	Michigan	3 <div>3</div>	76	H	Penn St.	2 <div>2</div>
				47	H	Michigan St.	0 <div>0</div>	87	A	Santa Clara	1 <div>2</div>
								103	H	Marquette	0 <div>1</div>
								117	A	UC Davis	2 <div>3</div>
								138	A	St. John's (NY)	2 1
								159	H	Green Bay	2 <div>3</div>
								174	A	Milwaukee	1 0
<hr/>											
LAST 10 GAMES											
				76	H	Penn St.	2 <div>2</div>	103	H	Marquette	0 <div>1</div>
				174	A	Milwaukee	1 0	44	A	Michigan	3 <div>3</div>
				17	A	Ohio St.	0 <div>2</div>	159	H	Green Bay	2 <div>3</div>
				66	A	Saint Louis	2 1	29	H	Maryland	1 <div>4</div>
				47	H	Michigan St.	0 <div>0</div>	53	H	SIUE	0 <div>2</div>

Non-Div. I Games:

Wisconsin

[illegible]

Non-Div. I Games:

Portland

Average RPI Win: 125		WON-LOST	WINNING	LAST 10	STRENGTH OF		OPP. STRENGTH	TEAM	ADJ	CONF.	ADJ CONF.
Average RPI Loss: 110		RECORD	PCT. RANK	GAMES	SCHEDULE		OF SCHEDULE	RPI	RPI	RPI	RPI
DIV. I ONLY		6-7-1	.46429	125	4-5-1		95	187	114	.46846	12
DIV. I NON-CONF.		3-4-0	.42857	139	1-2-0		173	187	159	.43956	21
TOTALS		RPI 1-25	RPI 26-50		W-L RECORDS		RPI 51-100		RPI 101-150		RPI 150+
6-7-1		1-1-0	1-1-0		OVERALL		0-0-0		1-3-1		3-2-0
3-0-1		1-0-0	1-0-0		HOME		0-0-0		0-0-1		1-0-0
1-5-0		0-1-0	0-1-0		AWAY		0-0-0		1-2-0		0-1-0
2-2-0		0-0-0	0-0-0		NEUTRAL		0-0-0		0-1-0		2-1-0
3-4-0		0-1-0	0-0-0		NON-CONFERENCE		0-0-0		0-2-0		3-1-0
1-0-0		0-0-0	0-0-0		HOME		0-0-0		0-0-0		1-0-0
0-2-0		0-1-0	0-0-		AWAY		0-0-0		0-1-0		0-0-0
2-2-0		0-0-0	0-0-0		NEUTRAL		0-0-0		0-1-0		2-1-0
3-3-1		1-0-0	1-1-0		CONFERENCE		0-0-0		1-1-1		0-1-0
2-0-1		1-0-0	1-0-0		HOME		0-0-0		0-0-1		0-0-0
1-3-0		0-0-0	0-1-0		AWAY		0-0-0		1-1-0		0-1-0
0-0-0		0-0-0	0-0-0		NEUTRAL		0-0-0		0-0-0		0-0-0
RPI S	Opponent	Score		RPI S	Opponent	Score		RPI S	Opponent	Score	
12 H	Seattle	3	1	45 H	Utah Valley	2	1	102 N	Hartwick	2	3
15 A	SMU	1	3	50 A	UNLV	1	2	130 A	Bradley	0	1
								140 A	Air Force	2	1
								144 H	UMKC	2	2
								148 A	Grand Canyon	1	3
								157 A	Incarnate Word	1	3
								166 N	IPFW	1	2
								174 N	Milwaukee	2	1
								176 N	Buffalo	1	0
								200 H	Central Ark.	1	0
LAST 10 GAMES											
				157 A	Incarnate Word	1	3	148 A	Grand Canyon	1	3
				140 A	Air Force	2	1	50 A	UNLV	1	2
				144 H	UMKC	2	2	200 H	Central Ark.	1	0
				45 H	Utah Valley	2	1	15 A	SMU	1	3
				12 H	Seattle	3	1	102 N	Hartwick	2	3

Non-Div. I Games: Lubbock Christian 3 0

Houston Baptist

Average RPI Win:	124	WON-LOST RECORD	WINNING PCT. RANK	LAST 10 GAMES	STRENGTH OF SCHEDULE	OPP. STRENGTH OF SCHEDULE	TEAM RPI	ADJ RPI	CONF. RPI	ADJ CONF. RPI	
Average RPI Loss:	78										
DIV. I ONLY	6-8-2	.4375	136	5-4-1	121	82	127	.46618	125	7	7
DIV. I NON-CONF.	3-4-1	.4375	132	2-0-0	136	135	138	.45306	140	5	5
<hr/>											
TOTALS	RPI 1-25	RPI 26-50		W-L RECORDS	RPI 51-100		RPI 101-150		RPI 150+		
6-8-2	1-2-0	0-1-0		OVERALL	1-2-1		1-3-1		3-0-0		
4-1-1	1-0-0	0-0-0		HOME	1-1-1		1-0-0		1-0-0		
1-7-1	0-2-0	0-1-0		AWAY	0-1-0		0-3-1		1-0-0		
1-0-0	0-0-0	0-0-0		NEUTRAL	0-0-0		0-0-0		1-0-0		
3-4-1	0-1-0	0-1-0		NON-CONFERENCE	0-0-1		0-2-0		3-0-0		
1-0-1	0-0-0	0-0-0		HOME	0-0-1		0-0-0		1-0-0		
1-4-0	0-1-0	0-0-		AWAY	0-0-0		0-2-0		1-0-0		
1-0-0	0-0-0	0-0-0		NEUTRAL	0-0-0		0-0-0		1-0-0		
3-4-1	1-1-0	0-0-0		CONFERENCE	1-2-0		1-1-1		0-0-0		
3-1-0	1-0-0	0-0-0		HOME	1-1-0		1-0-0		0-0-0		
0-3-1	0-1-0	0-0-0		AWAY	0-1-0		0-1-1		0-0-0		
0-0-0	0-0-0	0-0-0		NEUTRAL	0-0-0		0-0-0		0-0-0		
RPI S	Opponent	Score	RPI S	Opponent	Score	RPI S	Opponent	Score	RPI S	Opponent	Score
15 A	SMU	0 2	38 A	Tulsa	1 2	51 H	CSUN	1 2	117 A	UC Davis	1 1
18 H	UC Santa Barbara	5 2				72 A	Cal St. Fullerton	0 2	117 H	UC Davis	1 0
23 A	Cal Poly	0 2				83 H	CSU Bakersfield	1 1	137 A	UC Riverside	1 3
						94 H	UC Irvine	3 2	139 A	San Jose St.	2 4
									148 A	Grand Canyon	1 2
									157 N	Incarnate Word	2 1
									161 A	St. Mary's (CA)	2 0
									195 H	Pacific	1 0
<hr/>											
LAST 10 GAMES											
						117 H	UC Davis	1 0	94 H	UC Irvine	3 2
						23 A	Cal Poly	0 2	137 A	UC Riverside	1 3
						117 A	UC Davis	1 1	72 A	Cal St. Fullerton	0 2
						18 H	UC Santa Barbara	5 2	161 A	St. Mary's (CA)	2 0
						51 H	CSUN	1 2	195 H	Pacific	1 0

Non-Div. I Games:

Sacramento St.

Average RPI Win: 142		WON-LOST	WINNING	LAST 10	STRENGTH OF		OPP. STRENGTH	TEAM	ADJ	CONF.	ADJ CONF.
Average RPI Loss: 80		RECORD	PCT. RANK	GAMES	SCHEDULE		OF SCHEDULE	RPI	RPI	RPI	RPI
DIV. I ONLY		6-7-2	.46667	120	4-4-2		113	148	120	.46608	126
DIV. I NON-CONF.		4-4-0	.5	101	2-1-0		100	137	113	.47422	117
TOTALS		RPI 1-25	RPI 26-50		W-L RECORDS		RPI 51-100		RPI 101-150		RPI 150+
6-7-2		0-1-0	0-0-0		OVERALL		1-4-0		2-1-1		3-1-1
2-3-2		0-0-0	0-0-0		HOME		1-2-0		0-0-1		1-1-1
3-4-0		0-1-0	0-0-0		AWAY		0-2-0		2-1-0		1-0-0
1-0-0		0-0-0	0-0-0		NEUTRAL		0-0-0		0-0-0		1-0-0
4-4-0		0-1-0	0-0-0		NON-CONFERENCE		1-1-0		1-1-0		2-1-0
1-1-0		0-0-0	0-0-0		HOME		1-0-0		0-0-0		0-1-0
2-3-0		0-1-0	0-0-		AWAY		0-1-0		1-1-0		1-0-0
1-0-0		0-0-0	0-0-0		NEUTRAL		0-0-0		0-0-0		1-0-0
2-3-2		0-0-0	0-0-0		CONFERENCE		0-3-0		1-0-1		1-0-1
1-2-2		0-0-0	0-0-0		HOME		0-2-0		0-0-1		1-0-1
1-1-0		0-0-0	0-0-0		AWAY		0-1-0		1-0-0		0-0-0
0-0-0		0-0-0	0-0-0		NEUTRAL		0-0-0		0-0-0		0-0-0
RPI S	Opponent	Score		RPI S	Opponent	Score		RPI S	Opponent	Score	
17 A	Ohio St.	0	1					52 A	Dayton	1	4
								64 H	Wright St.	0	1
								80 H	Cincinnati	3	1
								81 H	Northern Ky.	1	2
								85 A	Valparaiso	0	1
								108 A	Oakland	4	3
								109 A	Bowling Green	0	3
								114 A	Pittsburgh	1	0
								143 H	Detroit	1	1
								155 H	Robert Morris	1	4
								172 A	Duquesne	1	0
								174 H	Milwaukee	0	0
								184 N	Cornell	2	1
								196 H	Belmont	1	0
LAST 10 GAMES											
174 H	Milwaukee	0	0	81 H	Northern Ky.	1	2				
17 A	Ohio St.	0	1	143 H	Detroit	1	1				
196 H	Belmont	1	0	85 A	Valparaiso	0	1				
114 A	Pittsburgh	1	0	80 H	Cincinnati	3	1				
108 A	Oakland	4	3	64 H	Wright St.	0	1				

Non-Div. I Games:

Cleveland St.

Average RPI Win: 100		WON-LOST RECORD		WINNING PCT. RANK		LAST 10 GAMES		STRENGTH OF SCHEDULE		OPP. STRENGTH OF SCHEDULE		TEAM RPI		ADJ RPI		CONF. RPI		ADJ CONF. RPI	
Average RPI Loss: 66																			
DIV. I ONLY		3-9-2		.28571 176		3-7-0		23		106		122		.4658 127		10		10	
DIV. I NON-CONF.		1-4-2		.28571 168		1-2-0		24		136		106		.48191 107		8		8	
TOTALS		RPI 1-25		RPI 26-50		W-L RECORDS		RPI 51-100		RPI 101-150		RPI 150+							
3-9-2		0-3-0		0-1-0		OVERALL		2-3-1		1-1-0		0-1-1							
2-4-2		0-0-0		0-0-0		HOME		2-2-1		0-1-0		0-1-1							
1-5-0		0-3-0		0-1-0		AWAY		0-1-0		1-0-0		0-0-0							
0-0-0		0-0-0		0-0-0		NEUTRAL		0-0-0		0-0-0		0-0-0							
1-4-2		0-1-0		0-0-0		NON-CONFERENCE		0-3-1		1-0-0		0-0-1							
0-2-2		0-0-0		0-0-0		HOME		0-2-1		0-0-0		0-0-1							
1-2-0		0-1-0		0-0-		AWAY		0-1-0		1-0-0		0-0-0							
0-0-0		0-0-0		0-0-0		NEUTRAL		0-0-0		0-0-0		0-0-0							
2-5-0		0-2-0		0-1-0		CONFERENCE		2-0-0		0-1-0		0-1-0							
2-2-0		0-0-0		0-0-0		HOME		2-0-0		0-1-0		0-1-0							
0-3-0		0-2-0		0-1-0		AWAY		0-0-0		0-0-0		0-0-0							
0-0-0		0-0-0		0-0-0		NEUTRAL		0-0-0		0-0-0		0-0-0							
RPI S	Opponent	Score		RPI S	Opponent	Score		RPI S	Opponent	Score		RPI S	Opponent	Score					
8 A	Stanford	0	1	36 A	UNCW	0	1	58 H	New Hampshire	0	1	101 H	Delaware	2	3				
21 A	Hofstra	1	2					73 A	California	0	3	112 A	Holy Cross	1	0				
24 A	Elon	1	2					77 H	Temple	1	1	164 H	Fairfield	0	0				
								84 H	Providence	1	2	188 H	James Madison	2	3				
								88 H	William & Mary	2	1								
								100 H	Col. of Charleston	2	1								
				LAST 10 GAMES															
				100 H	Col. of Charleston	2	1	24 A	Elon	1	2								
				112 A	Holy Cross	1	0	188 H	James Madison	2	3								
				101 H	Delaware	2	3	36 A	UNCW	0	1								
				21 A	Hofstra	1	2	58 H	New Hampshire	0	1								
				88 H	William & Mary	2	1	84 H	Providence	1	2								

Non-Div. I Games:

Northeastern

Average RPI Win:		154	WON-LOST RECORD		WINNING PCT. RANK		LAST 10 GAMES		STRENGTH OF SCHEDULE		OPP. STRENGTH OF SCHEDULE		TEAM RPI		ADJ RPI		CONF. RPI		ADJ CONF. RPI	
DIV. I ONLY			4-8-4		.375 157		2-4-4		55		89		119		.46499 128		21		21	
DIV. I NON-CONF.			2-6-1		.27778 171		0-2-1		5		26		57		.53577 56		16		17	
TOTALS		RPI 1-25		RPI 26-50		W-L RECORDS		RPI 51-100		RPI 101-150		RPI 150+								
4-8-4		0-4-1		0-1-0		OVERALL		0-2-0		2-1-0		2-0-3								
4-4-2		0-3-1		0-0-0		HOME		0-0-0		2-1-0		2-0-1								
0-4-2		0-1-0		0-1-0		AWAY		0-2-0		0-0-0		0-0-2								
0-0-0		0-0-0		0-0-0		NEUTRAL		0-0-0		0-0-0		0-0-0								
2-6-1		0-4-1		0-1-0		NON-CONFERENCE		0-1-0		1-0-0		1-0-0								
2-3-1		0-3-1		0-0-0		HOME		0-0-0		1-0-0		1-0-0								
0-3-0		0-1-0		0-0-		AWAY		0-1-0		0-0-0		0-0-0								
0-0-0		0-0-0		0-0-0		NEUTRAL		0-0-0		0-0-0		0-0-0								
2-2-3		0-0-0		0-0-0		CONFERENCE		0-1-0		1-1-0		1-0-3								
2-1-1		0-0-0		0-0-0		HOME		0-0-0		1-1-0		1-0-1								
0-1-2		0-0-0		0-0-0		AWAY		0-1-0		0-0-0		0-0-2								
0-0-0		0-0-0		0-0-0		NEUTRAL		0-0-0		0-0-0		0-0-0								
RPI	S	Opponent		Score		RPI	S	Opponent		Score		RPI	S	Opponent		Score				
4	H	Akron		2	3	33	A	UCLA		1	2	66	A	Saint Louis		0	2			
8	A	Stanford		0	2							73	A	California		1	3			
9	H	Georgetown		2	2									110 H Hartford		2	0			
13	H	Coastal Caro.		0	2									115 H Davidson		1	0			
25	H	Virginia		0	1									141 H George Washington		0	1			
														152 A George Mason		1	1			
														172 H Duquesne		0	0			
														181 A La Salle		0	0			
														190 H Jacksonville		3	0			
														202 H St. Bonaventure		2	0			
LAST 10 GAMES																				
						141	H	George Washington		0	1	202	H	St. Bonaventure		2	0			
						66	A	Saint Louis		0	2	152	A	George Mason		1	1			
						172	H	Duquesne		0	0	33	A	UCLA		1	2			
						181	A	La Salle		0	0	25	H	Virginia		0	1			
						115	H	Davidson		1	0	9	H	Georgetown		2	2			

Non-Div. I Games:

VCU

Average RPI Win:	182	WON-LOST RECORD	WINNING PCT. RANK	LAST 10 GAMES	STRENGTH OF SCHEDULE	OPP. STRENGTH OF SCHEDULE	TEAM RPI	ADJ RPI	CONF. RPI	ADJ CONF. RPI				
DIV. I ONLY		8-6-2	.5625	82	4-4-2	192	141	136	.4644	129	21	21		
DIV. I NON-CONF.		5-4-1	.55	93	1-2-1	179	113	123	.47067	122	16	17		
<hr/>														
TOTALS	RPI 1-25	RPI 26-50		W-L RECORDS		RPI 51-100		RPI 101-150		RPI 150+				
8-6-2	0-0-1	0-0-0		OVERALL		0-4-1		1-1-0		7-1-0				
4-3-2	0-0-1	0-0-0		HOME		0-2-1		0-1-0		4-0-0				
4-3-0	0-0-0	0-0-0		AWAY		0-2-0		1-0-0		3-1-0				
0-0-0	0-0-0	0-0-0		NEUTRAL		0-0-0		0-0-0		0-0-0				
<hr/>														
5-4-1	0-0-1	0-0-0		NON-CONFERENCE		0-4-0		0-0-0		5-0-0				
3-2-1	0-0-1	0-0-0		HOME		0-2-0		0-0-0		3-0-0				
2-2-0	0-0-0	0-0-		AWAY		0-2-0		0-0-0		2-0-0				
0-0-0	0-0-0	0-0-0		NEUTRAL		0-0-0		0-0-0		0-0-0				
<hr/>														
3-2-1	0-0-0	0-0-0		CONFERENCE		0-0-1		1-1-0		2-1-0				
1-1-1	0-0-0	0-0-0		HOME		0-0-1		0-1-0		1-0-0				
2-1-0	0-0-0	0-0-0		AWAY		0-0-0		1-0-0		1-1-0				
0-0-0	0-0-0	0-0-0		NEUTRAL		0-0-0		0-0-0		0-0-0				
<hr/>														
RPI	S	Opponent	Score		RPI	S	Opponent	Score		RPI	S	Opponent	Score	
14	H	Boston College	1	1						65	A	Albany (NY)	0	1
										66	H	Saint Louis	1	1
										69	A	UConn	0	1
										84	H	Providence	0	1
										95	H	St. Francis Brooklyn	0	2

Non-Div. I Games:

Rhode Island

Average RPI Win: 141		WON-LOST	WINNING	LAST 10	STRENGTH OF		OPP. STRENGTH	TEAM	ADJ	CONF.	ADJ CONF.
Average RPI Loss: 86		RECORD	PCT. RANK	GAMES	SCHEDULE		OF SCHEDULE	RPI	RPI	RPI	RPI
DIV. I ONLY		7-7-0	.5	98	4-6-0		176	91	130	.4642	130
DIV. I NON-CONF.		3-7-0	.3	166	0-6-0		127	76	102	.48036	111
TOTALS		RPI 1-25	RPI 26-50		W-L RECORDS		RPI 51-100		RPI 101-150		RPI 150+
7-7-0		0-0-0	0-3-0		OVERALL		2-2-0		2-1-0		3-1-0
5-2-0		0-0-0	0-1-0		HOME		2-0-0		2-1-0		1-0-0
2-4-0		0-0-0	0-1-0		AWAY		0-2-0		0-0-0		2-1-0
0-1-0		0-0-0	0-1-0		NEUTRAL		0-0-0		0-0-0		0-0-0
3-7-0		0-0-0	0-3-0		NON-CONFERENCE		0-2-0		2-1-0		1-1-0
3-2-0		0-0-0	0-1-0		HOME		0-0-0		2-1-0		1-0-0
0-4-0		0-0-0	0-0-		AWAY		0-2-0		0-0-0		0-1-0
0-1-0		0-0-0	0-1-0		NEUTRAL		0-0-0		0-0-0		0-0-0
4-0-0		0-0-0	0-0-0		CONFERENCE		2-0-0		0-0-0		2-0-0
2-0-0		0-0-0	0-0-0		HOME		2-0-0		0-0-0		0-0-0
2-0-0		0-0-0	0-0-0		AWAY		0-0-0		0-0-0		2-0-0
0-0-0		0-0-0	0-0-0		NEUTRAL		0-0-0		0-0-0		0-0-0
RPI S	Opponent	Score	RPI S	Opponent	Score	RPI S	Opponent	Score	RPI S	Opponent	Score
			43 H	Gonzaga	0 2	62 A	Ill.-Chicago	0 2	118 H	DePaul	1 0
			45 A	Utah Valley	1 4	89 H	Missouri St.	4 0	124 H	Houston Baptist	1 0
			50 N	UNLV	1 4	93 H	Loyola Chicago	1 0	140 H	Air Force	0 1
						99 A	Omaha	2 3	160 A	Western Ill.	0 1
									174 H	Milwaukee	1 0
									187 A	Evansville	5 1
									200 A	Central Ark.	3 2
LAST 10 GAMES											
			200 A	Central Ark.	3 2	140 H	Air Force	0 1			
			89 H	Missouri St.	4 0	93 H	Loyola Chicago	1 0			
			187 A	Evansville	5 1	99 A	Omaha	2 3			
			160 A	Western Ill.	0 1	50 N	UNLV	1 4			
			43 H	Gonzaga	0 2	45 A	Utah Valley	1 4			

Non-Div. I Games:

Bradley

Average RPI Win: 166		WON-LOST RECORD	WINNING PCT. RANK		LAST 10 GAMES	STRENGTH OF SCHEDULE	OPP. STRENGTH OF SCHEDULE	TEAM RPI	ADJ RPI	CONF. RPI	ADJ CONF. RPI		
Average RPI Loss: 90													
DIV. I ONLY		9-6-2	.58824	69	5-3-1	174	192	118	.46256	131	22	23	
DIV. I NON-CONF.		4-3-1	.5625	73	0-0-0	172	164	117	.47095	121	22	22	
<hr/>													
TOTALS		RPI 1-25		RPI 26-50		W-L RECORDS		RPI 51-100		RPI 101-150		RPI 150+	
9-6-2		0-0-0		0-2-0		OVERALL		0-1-0		3-2-0		6-1-2	
5-2-0		0-0-0		0-0-0		HOME		0-0-0		2-1-0		3-1-0	
4-3-2		0-0-0		0-1-0		AWAY		0-1-0		1-1-0		3-0-2	
0-1-0		0-0-0		0-1-0		NEUTRAL		0-0-0		0-0-0		0-0-0	
<hr/>													
4-3-1		0-0-0		0-2-0		NON-CONFERENCE		0-0-0		2-1-0		2-0-1	
3-0-0		0-0-0		0-0-0		HOME		0-0-0		2-0-0		1-0-0	
1-2-1		0-0-0		0-0-		AWAY		0-0-0		0-1-0		1-0-1	
0-1-0		0-0-0		0-1-0		NEUTRAL		0-0-0		0-0-0		0-0-0	
<hr/>													
5-3-1		0-0-0		0-0-0		CONFERENCE		0-1-0		1-1-0		4-1-1	
2-2-0		0-0-0		0-0-0		HOME		0-0-0		0-1-0		2-1-0	
3-1-1		0-0-0		0-0-0		AWAY		0-1-0		1-0-0		2-0-1	
0-0-0		0-0-0		0-0-0		NEUTRAL		0-0-0		0-0-0		0-0-0	
<hr/>													
RPI	S	Opponent	Score	RPI	S	Opponent	Score	RPI	S	Opponent	Score		
				30	A	Duke	1 2	86	A	Monmouth	0 1		
				41	N	Radford	0 1						
										101	H	Delaware	3 0
										107	H	Rider	1 2
										110	A	Hartford	0 1
										146	H	Stony Brook	3 1
										147	A	Saint Peter's	2 1
										162	H	Marist	5 2
										163	A	Siena	2 0
										164	H	Fairfield	0 1
										180	A	Canisius	1 0
										188	A	James Madison	1 1
										189	A	Drexel	1 0
										199	A	Quinnipiac	0 0
										203	H	Yale	2 1
										204	H	Niagara	6 1
<hr/>													
LAST 10 GAMES													
				204	H	Niagara	6 1	180	A	Canisius	1 0		
				199	A	Quinnipiac	0 0	164	H	Fairfield	0 1		
				147	A	Saint Peter's	2 1	107	H	Rider	1 2		
				163	A	Siena	2 0	86	A	Monmouth	0 1		
				162	H	Marist	5 2	203	H	Yale	2 1		

Non-Div. I Games:

Iona

Average RPI Win:	127	WON-LOST RECORD	WINNING PCT. RANK	LAST 10 GAMES	STRENGTH OF SCHEDULE	OPP. STRENGTH OF SCHEDULE	TEAM RPI	ADJ RPI	CONF. RPI	ADJ CONF. RPI		
Average RPI Loss:	125											
DIV. I ONLY		7-5-3	.56667	79	4-4-2	179	112	124	.46253	132	9	9
DIV. I NON-CONF.		6-3-1	.65	50	3-2-0	197	128	160	.43038	162	12	12
<hr/>												
TOTALS	RPI 1-25	RPI 26-50		W-L RECORDS		RPI 51-100		RPI 101-150		RPI 150+		
7-5-3	1-0-0	0-0-0		OVERALL		1-2-1		2-1-1		3-2-1		
6-2-2	1-0-0	0-0-0		HOME		1-1-1		1-0-0		3-1-1		
1-3-1	0-0-0	0-0-0		AWAY		0-1-0		1-1-1		0-1-0		
0-0-0	0-0-0	0-0-0		NEUTRAL		0-0-0		0-0-0		0-0-0		
6-3-1	1-0-0	0-0-0		NON-CONFERENCE		0-1-0		2-0-0		3-2-1		
5-2-1	1-0-0	0-0-0		HOME		0-1-0		1-0-0		3-1-1		
1-1-0	0-0-0	0-0-		AWAY		0-0-0		1-0-0		0-1-0		
0-0-0	0-0-0	0-0-0		NEUTRAL		0-0-0		0-0-0		0-0-0		
1-2-2	0-0-0	0-0-0		CONFERENCE		1-1-1		0-1-1		0-0-0		
1-0-1	0-0-0	0-0-0		HOME		1-0-1		0-0-0		0-0-0		
0-2-1	0-0-0	0-0-0		AWAY		0-1-0		0-1-1		0-0-0		
0-0-0	0-0-0	0-0-0		NEUTRAL		0-0-0		0-0-0		0-0-0		
RPI S	Opponent	Score		RPI S	Opponent	Score		RPI S	Opponent	Score		
17 H	Ohio St.	1	0			58 H	New Hampshire 1 1	106 A	Vermont	0	3	
						65 H	Albany (NY) 1 0	108 H	Oakland	2	1	
						75 A	Binghamton 1 2	110 A	Hartford	1	1	
						97 H	Navy 0 1	141 A	George Washington	3	2	
								152 H	George Mason	2	0	
								164 H	Fairfield	2	2	
								168 A	Loyola Maryland	0	1	
								181 H	La Salle	0	1	
								200 H	Central Ark.	5	0	
								206 H	Howard	2	1	
LAST 10 GAMES												
75 A	Binghamton	1	2	110 A	Hartford	1	1					
97 H	Navy	0	1	206 H	Howard	2	1					
58 H	New Hampshire	1	1	152 H	George Mason	2	0					
106 A	Vermont	0	3	141 A	George Washington	3	2					
65 H	Albany (NY)	1	0	181 H	La Salle	0	1					

Non-Div. I Games:

UMBC

Average RPI Win:	176	WON-LOST RECORD	WINNING PCT. RANK	LAST 10 GAMES	STRENGTH OF SCHEDULE	OPP. STRENGTH OF SCHEDULE	TEAM RPI	ADJ RPI	CONF. RPI	ADJ CONF. RPI					
DIV. I ONLY		8-5-3	.59375	66	5-4-1	200	186	137	.46251	133	23	22			
DIV. I NON-CONF.		5-3-3	.59091	66	2-2-1	180	167	126	.46946	125	24	24			
<hr/>															
TOTALS	RPI 1-25	RPI 26-50		W-L RECORDS		RPI 51-100		RPI 101-150		RPI 150+					
8-5-3	0-0-0	0-0-0		OVERALL		0-2-1		2-2-1		6-1-1					
7-1-1	0-0-0	0-0-0		HOME		0-0-1		1-1-0		6-0-0					
1-3-2	0-0-0	0-0-0		AWAY		0-1-0		1-1-1		0-1-1					
0-1-0	0-0-0	0-0-0		NEUTRAL		0-1-0		0-0-0		0-0-0					
<hr/>															
5-3-3	0-0-0	0-0-0		NON-CONFERENCE		0-1-1		2-2-1		3-0-1					
4-1-1	0-0-0	0-0-0		HOME		0-0-1		1-1-0		3-0-0					
1-1-2	0-0-0	0-0-		AWAY		0-0-0		1-1-1		0-0-1					
0-1-0	0-0-0	0-0-0		NEUTRAL		0-1-0		0-0-0		0-0-0					
<hr/>															
3-2-0	0-0-0	0-0-0		CONFERENCE		0-1-0		0-0-0		3-1-0					
3-0-0	0-0-0	0-0-0		HOME		0-0-0		0-0-0		3-0-0					
0-2-0	0-0-0	0-0-0		AWAY		0-1-0		0-0-0		0-1-0					
0-0-0	0-0-0	0-0-0		NEUTRAL		0-0-0		0-0-0		0-0-0					
<hr/>															
RPI	S	Opponent	Score	RPI	S	Opponent	Score	RPI	S	Opponent	Score				
				81 N Northern Ky.				0	2	102 A Hartwick		0	0		
				91 H Lehigh				0	0	104 H West Virginia		2	3		
				95 A St. Francis Brooklyn				0	5	110 A Hartford		1	2		
								136 A Bucknell		3	1				
								141 H George Washington		2	0				
								154 H Bryant		1	0				
								168 A Loyola Maryland		0	0				
								170 A LIU Brooklyn		0	1				
								172 H Duquesne		1	0				
								197 H Fairleigh Dickinson		5	0				
								198 H Sacred Heart		6	1				
								202 H St. Bonaventure		1	0				
								204 H Niagara		2	0				
<hr/>															
				LAST 10 GAMES											
				197 H Fairleigh Dickinson				5	0	104 H West Virginia				2	3
				154 H Bryant				1	0	172 H Duquesne				1	0
				170 A LIU Brooklyn				0	1	110 A Hartford				1	2
				95 A St. Francis Brooklyn				0	5	202 H St. Bonaventure				1	0
				198 H Sacred Heart				6	1	91 H Lehigh				0	0

Non-Div. I Games:

Saint Francis (PA)

Average RPI Win: 139		WON-LOST	WINNING	LAST 10	STRENGTH OF		OPP. STRENGTH	TEAM	ADJ	CONF.	ADJ CONF.
Average RPI Loss: 65		RECORD	PCT. RANK	GAMES	SCHEDULE		OF SCHEDULE	RPI	RPI	RPI	RPI
DIV. I ONLY		3-8-4	.33333	170	3-4-3		74	66	142	.46243	134
DIV. I NON-CONF.		2-5-1	.3125	162	2-1-0		109	95	162	.43988	154
TOTALS		RPI 1-25	RPI 26-50		W-L RECORDS		RPI 51-100		RPI 101-150		RPI 150+
3-8-4		0-1-1	0-1-1		OVERALL		1-5-1		1-1-1		1-0-0
2-3-2		0-1-1	0-0-0		HOME		0-2-0		1-0-1		1-0-0
1-5-2		0-0-0	0-1-1		AWAY		1-3-1		0-1-0		0-0-0
0-0-0		0-0-0	0-0-0		NEUTRAL		0-0-0		0-0-0		0-0-0
2-5-1		0-0-0	0-1-1		NON-CONFERENCE		0-4-0		1-0-0		1-0-0
2-2-0		0-0-0	0-0-0		HOME		0-2-0		1-0-0		1-0-0
0-3-1		0-0-0	0-1-		AWAY		0-2-0		0-0-0		0-0-0
0-0-0		0-0-0	0-0-0		NEUTRAL		0-0-0		0-0-0		0-0-0
1-3-3		0-1-1	0-0-0		CONFERENCE		1-1-1		0-1-1		0-0-0
0-1-2		0-1-1	0-0-0		HOME		0-0-0		0-0-1		0-0-0
1-2-1		0-0-0	0-0-0		AWAY		1-1-1		0-1-0		0-0-0
0-0-0		0-0-0	0-0-0		NEUTRAL		0-0-0		0-0-0		0-0-0
RPI S	Opponent	Score	RPI S	Opponent	Score	RPI S	Opponent	Score	RPI S	Opponent	Score
7 H	South Fla.	0 0	26 A	Louisville	0 4	53 A	SIUE	0 2	111 A	UCF	0 1
15 H	SMU	1 3	46 A	Kentucky	0 0	66 A	Saint Louis	0 3	111 H	UCF	2 2
						69 A	UConn	1 0	149 H	Georgia St.	2 1
						77 A	Temple	0 4	200 H	Central Ark.	3 1
						80 A	Cincinnati	3 3			
						81 H	Northern Ky.	0 1			
						92 H	UAB	1 3			
LAST 10 GAMES											
111 A	UCF	0 1	15 H	SMU	1 3						
80 A	Cincinnati	3 3	69 A	UConn	1 0						
7 H	South Fla.	0 0	200 H	Central Ark.	3 1						
149 H	Georgia St.	2 1	111 H	UCF	2 2						
77 A	Temple	0 4	26 A	Louisville	0 4						

Non-Div. I Games:

Memphis

Average RPI Win:	151	WON-LOST RECORD	WINNING PCT. RANK	LAST 10 GAMES	STRENGTH OF SCHEDULE	OPP. STRENGTH OF SCHEDULE	TEAM RPI	ADJ RPI	CONF. RPI	ADJ CONF. RPI
DIV. I ONLY		5-8-1	.39286 151	3-7-0	78	188	128	.46215 135	17	18
DIV. I NON-CONF.		3-4-1	.4375 132	1-3-0	79	186	127	.46575 132	18	18
<hr/>										
TOTALS	RPI 1-25	RPI 26-50		W-L RECORDS	RPI 51-100		RPI 101-150		RPI 150+	
5-8-1	1-1-0	0-1-0		OVERALL	0-2-0		0-2-1		4-2-0	
3-1-0	1-0-0	0-0-0		HOME	0-0-0		0-1-0		2-0-0	
2-6-1	0-1-0	0-1-0		AWAY	0-1-0		0-1-1		2-2-0	
0-1-0	0-0-0	0-0-0		NEUTRAL	0-1-0		0-0-0		0-0-0	
3-4-1	0-1-0	0-0-0		NON-CONFERENCE	0-2-0		0-0-1		3-1-0	
1-0-0	0-0-0	0-0-0		HOME	0-0-0		0-0-0		1-0-0	
2-3-1	0-1-0	0-0-		AWAY	0-1-0		0-0-1		2-1-0	
0-1-0	0-0-0	0-0-0		NEUTRAL	0-1-0		0-0-0		0-0-0	
2-4-0	1-0-0	0-1-0		CONFERENCE	0-0-0		0-2-0		1-1-0	
2-1-0	1-0-0	0-0-0		HOME	0-0-0		0-1-0		1-0-0	
0-3-0	0-0-0	0-1-0		AWAY	0-0-0		0-1-0		0-1-0	
0-0-0	0-0-0	0-0-0		NEUTRAL	0-0-0		0-0-0		0-0-0	
<hr/>										
RPI S	Opponent	Score		RPI S	Opponent	Score		RPI S	Opponent	Score
1 A	Wake Forest	0	5	41 A	Radford	1	5	58 N	New Hampshire	0 2
13 H	Coastal Caro.	3	2					88 A	William & Mary	2 4
								106 A	Vermont	1 1
								122 A	Winthrop	2 3
								150 H	High Point	0 3
								158 A	Appalachian St.	0 1
								169 A	Gardner-Webb	1 3
								170 H	LIU Brooklyn	2 1
								182 A	USC Upstate	2 0
								183 H	Liberty	2 1
								205 A	VMI	1 0
				</						

Non-Div. I Games:

UNC Asheville

Average RPI Win: 150		WON-LOST	WINNING	LAST 10	STRENGTH OF		OPP. STRENGTH	TEAM	ADJ	CONF.	ADJ CONF.
Average RPI Loss: 80		RECORD	PCT. RANK	GAMES	SCHEDULE		OF SCHEDULE	RPI	RPI	RPI	RPI
DIV. I ONLY		5-6-4	.46667	120	3-4-3		126	135	135	.46141	136
DIV. I NON-CONF.		4-3-2	.55556	83	2-1-1		178	151	163	.42919	164
TOTALS		RPI 1-25	RPI 26-50		W-L RECORDS		RPI 51-100		RPI 101-150		RPI 150+
5-6-4	0-1-0	0-0-1		OVERALL		2-3-0		0-2-2		3-0-1	
3-3-1	0-1-0	0-0-0		HOME		1-1-0		0-1-1		2-0-0	
1-3-3	0-0-0	0-0-1		AWAY		0-2-0		0-1-1		1-0-1	
1-0-0	0-0-0	0-0-0		NEUTRAL		1-0-0		0-0-0		0-0-0	
4-3-2	0-1-0	0-0-0		NON-CONFERENCE		1-1-0		0-1-1		3-0-1	
2-2-0	0-1-0	0-0-0		HOME		0-0-0		0-1-0		2-0-0	
1-1-2	0-0-0	0-0-		AWAY		0-1-0		0-0-1		1-0-1	
1-0-0	0-0-0	0-0-0		NEUTRAL		1-0-0		0-0-0		0-0-0	
1-3-2	0-0-0	0-0-1		CONFERENCE		1-2-0		0-1-1		0-0-0	
1-1-1	0-0-0	0-0-0		HOME		1-1-0		0-0-1		0-0-0	
0-2-1	0-0-0	0-0-1		AWAY		0-1-0		0-1-0		0-0-0	
0-0-0	0-0-0	0-0-0		NEUTRAL		0-0-0		0-0-0		0-0-0	
RPI S	Opponent	Score		RPI S	Opponent	Score		RPI S	Opponent	Score	
10 H	Syracuse	0 1		31 A	Boston U.	1 1		60 A	American	0 3	
								63 A	Xavier	0 1	
								70 H	Colgate	0 2	
								81 N	Northern Ky.	1 0	
								97 H	Navy	1 0	
								102 A	Hartwick	2 2	
								112 H	Holy Cross	1 1	
								133 H	Saint Francis (PA)	1 3	
								142 A	Lafayette	0 1	
								181 H	La Salle	4 2	
								185 H	Seton Hall	4 0	
								197 A	Fairleigh Dickinson	2 2	
								206 A	Howard	5 2	
LAST 10 GAMES											
60 A	American	0 3		112 H	Holy Cross	1 1					
97 H	Navy	1 0		197 A	Fairleigh Dickinson	2 2					
206 A	Howard	5 2		31 A	Boston U.	1 1					
70 H	Colgate	0 2		63 A	Xavier	0 1					
142 A	Lafayette	0 1		185 H	Seton Hall	4 0					

Non-Div. I Games:

Bucknell

Average RPI Win:		108	WON-LOST RECORD		WINNING PCT. RANK		LAST 10 GAMES		STRENGTH OF SCHEDULE		OPP. STRENGTH OF SCHEDULE		TEAM RPI		ADJ RPI		CONF. RPI		ADJ CONF. RPI				
Average RPI Loss:		60																					
DIV. I ONLY			5-10-1		.34375 168		3-6-1		125		29		152		.46134 137		7 7						
DIV. I NON-CONF.			3-4-1		.4375 132		1-0-1		117		32		142		.45884 136		5 5						
TOTALS		RPI 1-25		RPI 26-50		W-L RECORDS		RPI 51-100		RPI 101-150		RPI 150+											
5-10-1		0-3-0		1-1-0		OVERALL		1-5-0		2-1-0		1-0-1											
3-3-0		0-0-0		0-0-0		HOME		0-2-0		2-1-0		1-0-0											
2-7-1		0-3-0		1-1-0		AWAY		1-3-0		0-0-0		0-0-1											
0-0-0		0-0-0		0-0-0		NEUTRAL		0-0-0		0-0-0		0-0-0											
3-4-1		0-1-0		1-1-0		NON-CONFERENCE		0-2-0		1-0-0		1-0-1											
2-0-0		0-0-0		0-0-0		HOME		0-0-0		1-0-0		1-0-0											
1-4-1		0-1-0		1-0-		AWAY		0-2-0		0-0-0		0-0-1											
0-0-0		0-0-0		0-0-0		NEUTRAL		0-0-0		0-0-0		0-0-0											
2-6-0		0-2-0		0-0-0		CONFERENCE		1-3-0		1-1-0		0-0-0											
1-3-0		0-0-0		0-0-0		HOME		0-2-0		1-1-0		0-0-0											
1-3-0		0-2-0		0-0-0		AWAY		1-1-0		0-0-0		0-0-0											
0-0-0		0-0-0		0-0-0		NEUTRAL		0-0-0		0-0-0		0-0-0											
RPI	S	Opponent		Score		RPI	S	Opponent		Score		RPI	S	Opponent		Score		RPI	S	Opponent		Score	
10	A	Syracuse		1	4	33	A	UCLA		2	1	51	H	CSUN		0	1	117	H	UC Davis		0	2
18	A	UC Santa Barbara		0	2	40	A	San Diego		0	3	70	A	Colgate		1	2	125	H	Sacramento St.		3	1
23	A	Cal Poly		1	2							72	A	Cal St. Fullerton		2	1	139	H	San Jose St.		3	0
												87	A	Santa Clara		1	2	161	A	St. Mary's (CA)		1	1
												94	A	UC Irvine		0	1	173	H	San Francisco		3	0
												94	H	UC Irvine		1	5						
LAST 10 GAMES																							
						72	A	Cal St. Fullerton		2	1	18	A	UC Santa Barbara		0	2						
						94	H	UC Irvine		1	5	125	H	Sacramento St.		3	1						
						51	H	CSUN		0	1	117	H	UC Davis		0	2						
						94	A	UC Irvine		0	1	139	H	San Jose St.		3	0						
						23	A	Cal Poly		1	2	161	A	St. Mary's (CA)		1	1						

Non-Div. I Games: Concordia (CA) 3 0

UC Riverside

Average RPI Win:	175	WON-LOST RECORD	WINNING PCT. RANK	LAST 10 GAMES	STRENGTH OF SCHEDULE	OPP. STRENGTH OF SCHEDULE	TEAM RPI	ADJ RPI	CONF. RPI	ADJ CONF. RPI						
DIV. I ONLY		3-9-3	.3	174	3-4-3	35	74	131	.4611	138	6	6				
DIV. I NON-CONF.		2-6-1	.27778	171	2-1-1	69	84	140	.44559	145	6	6				
<hr/>																
TOTALS	RPI 1-25	RPI 26-50		W-L RECORDS		RPI 51-100		RPI 101-150		RPI 150+						
3-9-3	0-5-0	0-3-0		OVERALL		0-0-1		0-1-1		3-0-1						
2-5-3	0-3-0	0-1-0		HOME		0-0-1		0-1-1		2-0-1						
1-3-0	0-2-0	0-1-0		AWAY		0-0-0		0-0-0		1-0-0						
0-1-0	0-0-0	0-1-0		NEUTRAL		0-0-0		0-0-0		0-0-0						
2-6-1	0-3-0	0-2-0		NON-CONFERENCE		0-0-0		0-1-0		2-0-1						
2-4-1	0-2-0	0-1-0		HOME		0-0-0		0-1-0		2-0-1						
0-1-0	0-1-0	0-0-		AWAY		0-0-0		0-0-0		0-0-0						
0-1-0	0-0-0	0-1-0		NEUTRAL		0-0-0		0-0-0		0-0-0						
1-3-2	0-2-0	0-1-0		CONFERENCE		0-0-1		0-0-1		1-0-0						
0-1-2	0-1-0	0-0-0		HOME		0-0-1		0-0-1		0-0-0						
1-2-0	0-1-0	0-1-0		AWAY		0-0-0		0-0-0		1-0-0						
0-0-0	0-0-0	0-0-0		NEUTRAL		0-0-0		0-0-0		0-0-0						
<hr/>																
RPI	S	Opponent	Score		RPI	S	Opponent	Score		RPI	S	Opponent	Score			
6	A	Creighton	1	2	29	N	Maryland	0	4	63	H	Xavier	0	0		
9	H	Georgetown	0	1	39	A	Butler	1	2			121	H	Wisconsin	1	2
11	H	Denver	1	2	48	H	Princeton	1	2			163	H	Siena	1	0
19	A	Indiana	0	1								178	H	Central Conn. St.	3	0
21	H	Hofstra	0	2								185	A	Seton Hall	1	0
												199	H	Quinnipiac	1	1
<hr/>																
LAST 10 GAMES																
9 H Georgetown					0	1	178 H Central Conn. St.					3	0			
39 A Butler					1	2	103 H Marquette					0	0			
63 H Xavier					0	0	199 H Quinnipiac					1	1			
6 A Creighton					1	2	121 H Wisconsin					1	2			
185 A Seton Hall					1	0	163 H Siena					1	0			

Non-Div. I Games:

St. John's (NY)

Average RPI Win:	138	WON-LOST	WINNING	LAST 10	STRENGTH OF	OPP. STRENGTH	TEAM	ADJ	CONF.	ADJ CONF.	
Average RPI Loss:	70	RECORD	PCT. RANK	GAMES	SCHEDULE	OF SCHEDULE	RPI	RPI	RPI	RPI	
DIV. I ONLY	5-9-1	.36667	159	3-6-1	84	131	133	.45822	139	12	12
DIV. I NON-CONF.	2-6-0	.25	177	0-3-0	140	86	158	.43489	161	21	21
TOTALS	RPI 1-25	RPI 26-50	W-L RECORDS	RPI 51-100	RPI 101-150	RPI 150+					
5-9-1	0-2-0	0-3-0	OVERALL	0-2-0	4-1-1	1-1-0					
4-2-1	0-0-0	0-1-0	HOME	0-1-0	4-0-1	0-0-0					
1-7-0	0-2-0	0-2-0	AWAY	0-1-0	0-1-0	1-1-0					
0-0-0	0-0-0	0-0-0	NEUTRAL	0-0-0	0-0-0	0-0-0					
2-6-0	0-1-0	0-1-0	NON-CONFERENCE	0-2-0	2-1-0	0-1-0					
2-1-0	0-0-0	0-0-0	HOME	0-1-0	2-0-0	0-0-0					
0-5-0	0-1-0	0-0-	AWAY	0-1-0	0-1-0	0-1-0					
0-0-0	0-0-0	0-0-0	NEUTRAL	0-0-0	0-0-0	0-0-0					
3-3-1	0-1-0	0-2-0	CONFERENCE	0-0-0	2-0-1	1-0-0					
2-1-1	0-0-0	0-1-0	HOME	0-0-0	2-0-1	0-0-0					
1-2-0	0-1-0	0-1-0	AWAY	0-0-0	0-0-0	1-0-0					
0-0-0	0-0-0	0-0-0	NEUTRAL	0-0-0	0-0-0	0-0-0					
RPI S	Opponent	Score	RPI S	Opponent	Score	RPI S	Opponent	Score	RPI S	Opponent	Score
8 A	Stanford	0 1	40 A	San Diego	0 2	54 A	Loyola Marymount	0 1	117 H	UC Davis	2 1
12 A	Seattle	0 1	45 A	Utah Valley	2 3	87 H	Santa Clara	0 1	125 H	Sacramento St.	4 2
			50 H	UNLV	0 1				137 A	UC Riverside	0 3
									140 H	Air Force	1 1
									144 H	UMKC	2 0
									148 H	Grand Canyon	6 0
									157 A	Incarnate Word	2 1
									195 A	Pacific	0 3
			LAST 10 GAMES								
	140 H	Air Force	1	1	50 H	UNLV	0	1			
	144 H	UMKC	2	0	157 A	Incarnate Word	2	1			
	12 A	Seattle	0	1	87 H	Santa Clara	0	1			
	45 A	Utah Valley	2	3	137 A	UC Riverside	0	3			
	148 H	Grand Canyon	6	0	40 A	San Diego	0	2			

Non-Div. I Games:

San Jose St.

Average RPI Win:	158	WON-LOST RECORD	WINNING PCT. RANK	LAST 10 GAMES	STRENGTH OF SCHEDULE	OPP. STRENGTH OF SCHEDULE	TEAM RPI	ADJ RPI	CONF. RPI	ADJ CONF. RPI	
Average RPI Loss:	80										
DIV. I ONLY		5-8-1	.39286 151	3-6-1	108	150	141	.45605 140	12	12	
DIV. I NON-CONF.		3-4-0	.42857 139	1-2-0	139	148	154	.43956 155	21	21	
<hr/>											
TOTALS	RPI 1-25	RPI 26-50		W-L RECORDS	RPI 51-100		RPI 101-150		RPI 150+		
5-8-1	0-2-0	0-1-0		OVERALL	0-3-0		2-1-1		3-1-0		
3-1-0	0-0-0	0-0-0		HOME	0-0-0		1-1-0		2-0-0		
2-6-1	0-2-0	0-1-0		AWAY	0-2-0		1-0-1		1-1-0		
0-1-0	0-0-0	0-0-0		NEUTRAL	0-1-0		0-0-0		0-0-0		
<hr/>											
3-4-0	0-1-0	0-0-0		NON-CONFERENCE	0-2-0		2-0-0		1-1-0		
1-0-0	0-0-0	0-0-0		HOME	0-0-0		1-0-0		0-0-0		
2-3-0	0-1-0	0-0-		AWAY	0-1-0		1-0-0		1-1-0		
0-1-0	0-0-0	0-0-0		NEUTRAL	0-1-0		0-0-0		0-0-0		
<hr/>											
2-4-1	0-1-0	0-1-0		CONFERENCE	0-1-0		0-1-1		2-0-0		
2-1-0	0-0-0	0-0-0		HOME	0-0-0		0-1-0		2-0-0		
0-3-1	0-1-0	0-1-0		AWAY	0-1-0		0-0-1		0-0-0		
0-0-0	0-0-0	0-0-0		NEUTRAL	0-0-0		0-0-0		0-0-0		
<hr/>											
RPI S	Opponent	Score	RPI S	Opponent	Score	RPI S	Opponent	Score	RPI S	Opponent	Score
12 A	Seattle	0 2	45 A	Utah Valley	1 2	70 A	Colgate	2 3	120 H	Army West Point	1 0
23 A	Cal Poly	0 1				83 A	CSU Bakersfield	1 2	124 H	Houston Baptist	1 2
						96 N	Drake	1 2	130 A	Bradley	1 0
									139 A	San Jose St.	1 1
									157 H	Incarnate Word	1 0
									184 A	Cornell	1 2
									187 A	Evansville	2 1
									194 H	UTRGV	1 0
<hr/>											
			LAST 10 GAMES								
			139 A	San Jose St.	1 1	12 A	Seattle	0 2			
			83 A	CSU Bakersfield	1 2	45 A	Utah Valley	1 2			
			124 H	Houston Baptist	1 2	130 A	Bradley	1 0			
			194 H	UTRGV	1 0	184 A	Cornell	1 2			
			157 H	Incarnate Word	1 0	70 A	Colgate	2 3			

Non-Div. I Games:

Air Force

Average RPI Win:	158	WON-LOST	WINNING	LAST 10	STRENGTH OF	OPP. STRENGTH	TEAM	ADJ	CONF.	ADJ CONF.	
Average RPI Loss:	118	RECORD	PCT. RANK	GAMES	SCHEDULE	OF SCHEDULE	RPI	RPI	RPI	RPI	
DIV. I ONLY	8-7-0	.53333	92	7-3-0	184	177	138	.45534	141	21	21
DIV. I NON-CONF.	4-5-0	.44444	124	3-1-0	132	182	108	.48251	106	16	17
<hr/>											
TOTALS	RPI 1-25	RPI 26-50		W-L RECORDS	RPI 51-100		RPI 101-150		RPI 150+		
8-7-0	0-0-0	0-0-0		OVERALL	0-3-0		3-3-0		5-1-0		
4-3-0	0-0-0	0-0-0		HOME	0-0-0		1-2-0		3-1-0		
3-3-0	0-0-0	0-0-0		AWAY	0-2-0		2-1-0		1-0-0		
1-1-0	0-0-0	0-0-0		NEUTRAL	0-1-0		0-0-0		1-0-0		
<hr/>											
4-5-0	0-0-0	0-0-0		NON-CONFERENCE	0-3-0		1-2-0		3-0-0		
3-1-0	0-0-0	0-0-0		HOME	0-0-0		1-1-0		2-0-0		
0-3-0	0-0-0	0-0-		AWAY	0-2-0		0-1-0		0-0-0		
1-1-0	0-0-0	0-0-0		NEUTRAL	0-1-0		0-0-0		1-0-0		
<hr/>											
4-2-0	0-0-0	0-0-0		CONFERENCE	0-0-0		2-1-0		2-1-0		
1-2-0	0-0-0	0-0-0		HOME	0-0-0		0-1-0		1-1-0		
3-0-0	0-0-0	0-0-0		AWAY	0-0-0		2-0-0		1-0-0		
0-0-0	0-0-0	0-0-0		NEUTRAL	0-0-0		0-0-0		0-0-0		
<hr/>											
RPI S	Opponent	Score	RPI S	Opponent	Score	RPI S	Opponent	Score	RPI S	Opponent	Score
						60 N	American	1 2	115 A	Davidson	2 1
						72 A	Cal St. Fullerton	0 3	128 A	VCU	1 0
						98 A	San Diego St.	0 3	129 H	Rhode Island	0 1
									132 H	UMBC	2 3
									133 A	Saint Francis (PA)	0 2
									145 H	Longwood	2 0
									152 H	George Mason	1 0
									155 H	Robert Morris	4 1
									168 H	Loyola Maryland	1 0
									192 A	Saint Joseph's	1 0
									202 H	St. Bonaventure	1 2
									206 N	Howard	3 1
<hr/>											
			LAST 10 GAMES								
			128 A	VCU	1 0	192 A	Saint Joseph's	1 0			
			202 H	St. Bonaventure	1 2	115 A	Davidson	2 1			
			129 H	Rhode Island	0 1	155 H	Robert Morris	4 1			
			145 H	Longwood	2 0	132 H	UMBC	2 3			
			152 H	George Mason	1 0	168 H	Loyola Maryland	1 0			

Non-Div. I Games:

George Washington

Average RPI Win:	163	WON-LOST	WINNING	LAST 10	STRENGTH OF	OPP. STRENGTH	TEAM	ADJ	CONF.	ADJ CONF.	
Average RPI Loss:	73	RECORD	PCT. RANK	GAMES	SCHEDULE	OF SCHEDULE	RPI	RPI	RPI	RPI	
DIV. I ONLY	5-5-5	.5	98	3-4-3	158	147	143	.45502	142	11	11
DIV. I NON-CONF.	3-2-4	.55556	83	1-1-2	170	171	152	.4401	153	13	13
<hr/>											
TOTALS	RPI 1-25	RPI 26-50		W-L RECORDS	RPI 51-100		RPI 101-150		RPI 150+		
5-5-5	0-0-0	0-1-0		OVERALL	0-3-0		2-1-2		3-0-3		
4-2-2	0-0-0	0-1-0		HOME	0-1-0		2-0-2		2-0-0		
1-3-3	0-0-0	0-0-0		AWAY	0-2-0		0-1-0		1-0-3		
0-0-0	0-0-0	0-0-0		NEUTRAL	0-0-0		0-0-0		0-0-0		
<hr/>											
3-2-4	0-0-0	0-0-0		NON-CONFERENCE	0-2-0		0-0-2		3-0-2		
2-1-2	0-0-0	0-0-0		HOME	0-1-0		0-0-2		2-0-0		
1-1-2	0-0-0	0-0-		AWAY	0-1-0		0-0-0		1-0-2		
0-0-0	0-0-0	0-0-0		NEUTRAL	0-0-0		0-0-0		0-0-0		
<hr/>											
2-3-1	0-0-0	0-1-0		CONFERENCE	0-1-0		2-1-0		0-0-1		
2-1-0	0-0-0	0-1-0		HOME	0-0-0		2-0-0		0-0-0		
0-2-1	0-0-0	0-0-0		AWAY	0-1-0		0-1-0		0-0-1		
0-0-0	0-0-0	0-0-0		NEUTRAL	0-0-0		0-0-0		0-0-0		
<hr/>											
RPI	S	Opponent	Score	RPI	S	Opponent	Score	RPI	S	Opponent	Score
				31	H	Boston U.	0 1	60	A	American	0 1
								65	H	Albany (NY)	0 1
								95	A	St. Francis Brooklyn	0 1
			</								

Non-Div. I Games:

Lafayette

Average RPI Win: 118		WON-LOST	WINNING	LAST 10	STRENGTH OF	OPP. STRENGTH	TEAM	ADJ	CONF.	ADJ CONF.					
Average RPI Loss: 150		RECORD	PCT. RANK	GAMES	SCHEDULE	OF SCHEDULE	RPI	RPI	RPI	RPI					
DIV. I ONLY		4-3-8	.53333	92	3-1-6	168	110	147	.45303	143	16	16			
DIV. I NON-CONF.		3-2-3	.5625	73	2-0-1	201	129	180	.40743	177	17	16			
<hr/>															
TOTALS		RPI 1-25		RPI 26-50		W-L RECORDS		RPI 51-100		RPI 101-150		RPI 150+			
4-3-8		0-0-0		1-0-0		OVERALL		1-0-4		0-1-1		2-2-3			
0-1-5		0-0-0		0-0-0		HOME		0-0-4		0-0-0		0-1-1			
2-2-3		0-0-0		1-0-0		AWAY		1-0-0		0-1-1		0-1-2			
2-0-0		0-0-0		0-0-0		NEUTRAL		0-0-0		0-0-0		2-0-0			
<hr/>															
3-2-3		0-0-0		1-0-0		NON-CONFERENCE		0-0-1		0-0-0		2-2-2			
0-1-2		0-0-0		0-0-0		HOME		0-0-1		0-0-0		0-1-1			
1-1-1		0-0-0		1-0-		AWAY		0-0-0		0-0-0		0-1-1			
2-0-0		0-0-0		0-0-0		NEUTRAL		0-0-0		0-0-0		2-0-0			
<hr/>															
1-1-5		0-0-0		0-0-0		CONFERENCE		1-0-3		0-1-1		0-0-1			
0-0-3		0-0-0		0-0-0		HOME		0-0-3		0-0-0		0-0-0			
1-1-2		0-0-0		0-0-0		AWAY		1-0-0		0-1-1		0-0-1			
0-0-0		0-0-0		0-0-0		NEUTRAL		0-0-0		0-0-0		0-0-0			
<hr/>															
RPI	S	Opponent	Score	RPI	S	Opponent	Score	RPI	S	Opponent	Score				
				44	A	Michigan	2 1	62	H	Ill.-Chicago	2 2	108	A	Oakland	0 2
								64	A	Wright St.	3 2	126	A	Cleveland St.	1 1
								79	H	Western Mich.	0 0	151	H	Marshall	0 1
								81	H	Northern Ky.	1 1	159	A	Green Bay	0 0
								85	H	Valparaiso	0 0	160	N	Western Ill.	2 1
												167	A	Stetson	1 1
												171	H	IUPUI	1 1
												190	A	Jacksonville	1 3
												202	N	St. Bonaventure	2 1
<hr/>															
LAST 10 GAMES															
				64	A	Wright St.	3 2	79	H	Western Mich.	0 0				
				108	A	Oakland	0 2	81	H	Northern Ky.	1 1				
				62	H	Ill.-Chicago	2 2	85	H	Valparaiso	0 0	44	A	Michigan	2 1
				159	A	Green Bay	0 0	44	A	Michigan	2 1				
				126	A	Cleveland St.	1 1	202	N	St. Bonaventure	2 1				

Non-Div. I Games:

Detroit

Average RPI Win: 151		WON-LOST RECORD	WINNING PCT. RANK	LAST 10 GAMES	STRENGTH OF SCHEDULE	OPP. STRENGTH OF SCHEDULE	TEAM RPI	ADJ RPI	CONF. RPI	ADJ CONF. RPI		
Average RPI Loss: 84												
DIV. I ONLY		4-8-2	.35714 163	2-7-1	97	137	155	.45295 144	12	12		
DIV. I NON-CONF.		2-4-1	.35714 154	0-3-0	118	122	155	.44207 151	21	21		
<hr/>												
TOTALS		RPI 1-25	RPI 26-50		W-L RECORDS		RPI 51-100		RPI 101-150		RPI 150+	
4-8-2		0-1-0	0-2-0		OVERALL		1-3-1		0-1-1		3-1-0	
2-2-1		0-0-0	0-1-0		HOME		0-0-1		0-0-0		2-1-0	
2-6-1		0-1-0	0-1-0		AWAY		1-3-0		0-1-1		1-0-0	
0-0-0		0-0-0	0-0-0		NEUTRAL		0-0-0		0-0-0		0-0-0	
2-4-1		0-0-0	0-1-0		NON-CONFERENCE		1-2-1		0-0-0		1-1-0	
0-2-1		0-0-0	0-1-0		HOME		0-0-1		0-0-0		0-1-0	
2-2-0		0-0-0	0-0-		AWAY		1-2-0		0-0-0		1-0-0	
0-0-0		0-0-0	0-0-0		NEUTRAL		0-0-0		0-0-0		0-0-0	
2-4-1		0-1-0	0-1-0		CONFERENCE		0-1-0		0-1-1		2-0-0	
2-0-0		0-0-0	0-0-0		HOME		0-0-0		0-0-0		2-0-0	
0-4-1		0-1-0	0-1-0		AWAY		0-1-0		0-1-1		0-0-0	
0-0-0		0-0-0	0-0-0		NEUTRAL		0-0-0		0-0-0		0-0-0	
RPI	S	Opponent	Score	RPI	S	Opponent	Score	RPI	S	Opponent	Score	
12	A	Seattle	1 5	38	H	Tulsa	2 3	53	A	SIUE	2 0	
				45	A	Utah Valley	0 3	83	A	CSU Bakersfield	0 3	
								89	H	Missouri St.	0 0	
								96	A	Drake	0 4	
								99	A	Omaha	1 2	
										124	A Houston Baptist	2 2
										139	A San Jose St.	0 2
										157	H Incarnate Word	1 0
										160	H Western Ill.	1 4
										194	H UTRGV	3 2
										200	A Central Ark.	2 1
<hr/>												
LAST 10 GAMES												
83 A CSU Bakersfield 0 3				45 A Utah Valley 0 3								
139 A San Jose St. 0 2				12 A Seattle 1 5								
194 H UTRGV 3 2				38 H Tulsa 2 3								
124 A Houston Baptist 2 2				160 H Western Ill. 1 4								
157 H Incarnate Word 1 0				96 A Drake 0 4								

Non-Div. I Games:

UMKC

Average RPI Win:	158	WON-LOST	WINNING	LAST 10	STRENGTH OF	OPP. STRENGTH	TEAM	ADJ	CONF.	ADJ CONF.			
Average RPI Loss:	94	RECORD	PCT. RANK	GAMES	SCHEDULE	OF SCHEDULE	RPI	RPI	RPI	RPI			
DIV. I ONLY		7-7-0	.5	98	4-6-0	183	158	145	.45164	145	17	18	
DIV. I NON-CONF.		5-4-0	.55556	83	2-3-0	199	157	169	.42534	168	18	18	

TOTALS	RPI 1-25	RPI 26-50		W-L RECORDS		RPI 51-100		RPI 101-150		RPI 150+			
7-7-0	0-1-0	0-1-0		OVERALL		1-2-0		2-2-0		4-1-0			
5-4-0	0-1-0	0-0-0		HOME		1-1-0		1-1-0		3-1-0			
2-3-0	0-0-0	0-1-0		AWAY		0-1-0		1-1-0		1-0-0			
0-0-0	0-0-0	0-0-0		NEUTRAL		0-0-0		0-0-0		0-0-0			
5-4-0	0-0-0	0-0-0		NON-CONFERENCE		1-2-0		1-1-0		3-1-0			
4-2-0	0-0-0	0-0-0		HOME		1-1-0		1-0-0		2-1-0			
1-2-0	0-0-0	0-0-		AWAY		0-1-0		0-1-0		1-0-0			
0-0-0	0-0-0	0-0-0		NEUTRAL		0-0-0		0-0-0		0-0-0			
2-3-0	0-1-0	0-1-0		CONFERENCE		0-0-0		1-1-0		1-0-0			
1-2-0	0-1-0	0-0-0		HOME		0-0-0		0-1-0		1-0-0			
1-1-0	0-0-0	0-1-0		AWAY		0-0-0		1-0-0		0-0-0			
0-0-0	0-0-0	0-0-0		NEUTRAL		0-0-0		0-0-0		0-0-0			
RPI	S	Opponent	Score	RPI	S	Opponent	Score	RPI	S	Opponent	Score		
13	H	Coastal Caro.	1 2	41	A	Radford	1 5	74	A	UNCG	1 3		
								88	H	William & Mary	2 3		
								97	H	Navy	2 1		
										113	A	Campbell	2 1
										123	H	Portland	2 0
										141	A	George Washington	0 2
										150	H	High Point	1 2
										152	H	George Mason	0 1
										158	A	Appalachian St.	2 0
										201	H	Presbyterian	1 0
										205	H	VMI	4 1
										206	H	Howard	3 2

LAST 10 GAMES													
13	H	Coastal Caro.	1 2	41	A	Radford	1 5	123	H	Portland	2 0		
206	H	Howard	3 2	113	A	Campbell	2 1	152	H	George Mason	0 1		
201	H	Presbyterian	1 0	88	H	William & Mary	2 3						
141	A	George Washington	0 2										
150	H	High Point	1 2										

Non-Div. I Games:

Longwood

Average RPI Win:	142	WON-LOST	WINNING	LAST 10	STRENGTH OF	OPP. STRENGTH	TEAM	ADJ	CONF.	ADJ CONF.	
Average RPI Loss:	66	RECORD	PCT. RANK	GAMES	SCHEDULE	OF SCHEDULE	RPI	RPI	RPI	RPI	
DIV. I ONLY	5-6-3	.46429	125	4-4-2	159	93	144	.4516	146	9	9
DIV. I NON-CONF.	3-4-2	.44444	124	2-2-1	191	140	170	.42162	171	12	12
<hr/>											
TOTALS	RPI 1-25	RPI 26-50		W-L RECORDS	RPI 51-100		RPI 101-150		RPI 150+		
5-6-3	0-0-0	0-2-0		OVERALL	1-3-0		1-1-1		3-0-2		
4-1-3	0-0-0	0-0-0		HOME	1-1-0		1-0-1		2-0-2		
1-5-0	0-0-0	0-2-0		AWAY	0-2-0		0-1-0		1-0-0		
0-0-0	0-0-0	0-0-0		NEUTRAL	0-0-0		0-0-0		0-0-0		
<hr/>											
3-4-2	0-0-0	0-1-0		NON-CONFERENCE	0-2-0		0-1-0		3-0-2		
2-1-2	0-0-0	0-0-0		HOME	0-1-0		0-0-0		2-0-2		
1-3-0	0-0-0	0-0-		AWAY	0-1-0		0-1-0		1-0-0		
0-0-0	0-0-0	0-0-0		NEUTRAL	0-0-0		0-0-0		0-0-0		
<hr/>											
2-2-1	0-0-0	0-1-0		CONFERENCE	1-1-0		1-0-1		0-0-0		
2-0-1	0-0-0	0-0-0		HOME	1-0-0		1-0-1		0-0-0		
0-2-0	0-0-0	0-1-0		AWAY	0-1-0		0-0-0		0-0-0		
0-0-0	0-0-0	0-0-0		NEUTRAL	0-0-0		0-0-0		0-0-0		
<hr/>											
RPI S	Opponent	Score	RPI S	Opponent	Score	RPI S	Opponent	Score	RPI S	Opponent	Score
			26 A	Louisville	1 3	58 A	New Hampshire	2 3	106 H	Vermont	1 1
			49 A	UMass Lowell	0 2	61 H	Harvard	1 2	110 H	Hartford	1 0
						65 H	Albany (NY)	2 1	131 A	Iona	1 3
						68 A	Villanova	1 2	162 H	Marist	2 1
									176 H	Buffalo	1 1
									178 H	Central Conn. St.	1 0
									197 A	Fairleigh Dickinson	2 1
									198 H	Sacred Heart	0 0
<hr/>											
LAST 10 GAMES											
			110 H	Hartford	1 0	197 A	Fairleigh Dickinson	2 1			
			106 H	Vermont	1 1	176 H	Buffalo	1 1			
			49 A	UMass Lowell	0 2	68 A	Villanova	1 2			
			58 A	New Hampshire	2 3	162 H	Marist	2 1			
			65 H	Albany (NY)	2 1	61 H	Harvard	1 2			

Non-Div. I Games:

Stony Brook

Average RPI Win:	176	WON-LOST RECORD	WINNING PCT. RANK	LAST 10 GAMES	STRENGTH OF SCHEDULE	OPP. STRENGTH OF SCHEDULE	TEAM RPI	ADJ RPI	CONF. RPI	ADJ CONF. RPI	
DIV. I ONLY	7-7-1	.5	98	6-4-0	150	202	139	.4513	147	22	23
DIV. I NON-CONF.	3-3-1	.5	101	2-0-0	113	198	120	.47263	119	22	22
TOTALS	RPI 1-25	RPI 26-50	W-L RECORDS	RPI 51-100	RPI 101-150	RPI 150+					
7-7-1	0-0-0	0-0-0	OVERALL	0-2-1	1-2-0	6-3-0					
5-2-1	0-0-0	0-0-0	HOME	0-0-1	1-1-0	4-1-0					
2-5-0	0-0-0	0-0-0	AWAY	0-2-0	0-1-0	2-2-0					
0-0-0	0-0-0	0-0-0	NEUTRAL	0-0-0	0-0-0	0-0-0					
3-3-1	0-0-0	0-0-0	NON-CONFERENCE	0-1-1	0-1-0	3-1-0					
3-0-1	0-0-0	0-0-0	HOME	0-0-1	0-0-0	3-0-0					
0-3-0	0-0-0	0-0-	AWAY	0-1-0	0-1-0	0-1-0					
0-0-0	0-0-0	0-0-0	NEUTRAL	0-0-0	0-0-0	0-0-0					
4-4-0	0-0-0	0-0-0	CONFERENCE	0-1-0	1-1-0	3-2-0					
2-2-0	0-0-0	0-0-0	HOME	0-0-0	1-1-0	1-1-0					
2-2-0	0-0-0	0-0-0	AWAY	0-1-0	0-0-0	2-1-0					
0-0-0	0-0-0	0-0-0	NEUTRAL	0-0-0	0-0-0	0-0-0					
RPI S Opponent	Score	RPI S Opponent	Score	RPI S Opponent	Score	RPI S Opponent	Score				
				75 A Binghamton	2 3	107 H Rider	2 0				
				86 A Monmouth	1 3	114 A Pittsburgh	0 1				
				95 H St. Francis Brooklyn	1 1	131 H Iona	1 2				
						155 A Robert Morris	1 2				
						162 A Marist	0 2				
						165 H Massachusetts	3 0				
						170 H LIU Brooklyn	3 1				
						180 H Canisius	1 2				
						191 H Manhattan	2 1				
						198 H Sacred Heart	2 1				
						199 A Quinnipiac	2 0				
						204 A Niagara	1 0				
LAST 10 GAMES											
180 H Canisius	1 2	162 A Marist	0 2								
131 H Iona	1 2	107 H Rider	2 0								
204 A Niagara	1 0	199 A Quinnipiac	2 0								
86 A Monmouth	1 3	170 H LIU Brooklyn	3 1								
191 H Manhattan	2 1	198 H Sacred Heart	2 1								

Non-Div. I Games:

Saint Peter's

Average RPI Win:		153	WON-LOST RECORD		WINNING PCT. RANK		LAST 10 GAMES		STRENGTH OF SCHEDULE		OPP. STRENGTH OF SCHEDULE		TEAM RPI		ADJ RPI		CONF. RPI		ADJ CONF. RPI	
DIV. I ONLY			6-8-0		.42857 144		3-7-0		171		113		156		.45028 148		12		12	
DIV. I NON-CONF.			4-3-0		.57143 68		1-2-0		198		80		179		.41904 172		21		21	
TOTALS		RPI 1-25		RPI 26-50		W-L RECORDS		RPI 51-100		RPI 101-150		RPI 150+								
6-8-0		0-1-0		0-1-0		OVERALL		0-3-0		3-2-0		3-1-0								
4-2-0		0-1-0		0-1-0		HOME		0-0-0		2-0-0		2-0-0								
2-6-0		0-0-0		0-0-0		AWAY		0-3-0		1-2-0		1-1-0								
0-0-0		0-0-0		0-0-0		NEUTRAL		0-0-0		0-0-0		0-0-0								
4-3-0		0-0-0		0-0-0		NON-CONFERENCE		0-2-0		2-1-0		2-0-0								
2-0-0		0-0-0		0-0-0		HOME		0-0-0		1-0-0		1-0-0								
2-3-0		0-0-0		0-0-		AWAY		0-2-0		1-1-0		1-0-0								
0-0-0		0-0-0		0-0-0		NEUTRAL		0-0-0		0-0-0		0-0-0								
2-5-0		0-1-0		0-1-0		CONFERENCE		0-1-0		1-1-0		1-1-0								
2-2-0		0-1-0		0-1-0		HOME		0-0-0		1-0-0		1-0-0								
0-3-0		0-0-0		0-0-0		AWAY		0-1-0		0-1-0		0-1-0								
0-0-0		0-0-0		0-0-0		NEUTRAL		0-0-0		0-0-0		0-0-0								
RPI	S	Opponent		Score		RPI	S	Opponent		Score		RPI	S	Opponent		Score				
12	H	Seattle		0 1		45	H	Utah Valley		2 3		72	A	Cal St. Fullerton		0 2				
												83	A	CSU Bakersfield		1 2				
												98	A	San Diego St.		1 3				
														111 A UCF		1 2				
														123 A Portland		4 1				
														124 H Houston Baptist		3 1				
														125 H Sacramento St.		2 1				
														139 A San Jose St.		0 6				
														157 A Incarnate Word		2 4				
														159 H Green Bay		1 0				
														194 H UTRGV		1 0				
														195 A Pacific		2 1				
LAST 10 GAMES																				
		12 H Seattle		0 1				124 H Houston Baptist		3 1										
		45 H Utah Valley		2 3				194 H UTRGV		1 0										
		157 A Incarnate Word		2 4				72 A Cal St. Fullerton		0 2										
		139 A San Jose St.		0 6				195 A Pacific		2 1										
		83 A CSU Bakersfield		1 2				111 A UCF		1 2										

Non-Div. I Games:

Grand Canyon

Average RPI Win: 139		WON-LOST	WINNING	LAST 10	STRENGTH OF		OPP. STRENGTH	TEAM	ADJ		CONF.	ADJ CONF.		
Average RPI Loss: 109		RECORD	PCT. RANK	GAMES	SCHEDULE		OF SCHEDULE	RPI	RPI		RPI	RPI		
DIV. I ONLY		6-7-0	.46154	130	5-5-0		181	88	149		24	24		
DIV. I NON-CONF.		4-6-0	.4	147	3-4-0		187	38	143		23	23		
TOTALS		RPI 1-25	RPI 26-50		W-L RECORDS		RPI 51-100		RPI 101-150		RPI 150+			
6-7-0		0-1-0	0-0-0		OVERALL		2-2-0		0-2-0		4-2-0			
2-1-0		0-0-0	0-0-0		HOME		1-1-0		0-0-0		1-0-0			
2-5-0		0-1-0	0-0-0		AWAY		1-0-0		0-2-0		1-2-0			
2-1-0		0-0-0	0-0-0		NEUTRAL		0-1-0		0-0-0		2-0-0			
4-6-0		0-1-0	0-0-0		NON-CONFERENCE		2-2-0		0-1-0		2-2-0			
1-1-0		0-0-0	0-0-0		HOME		1-1-0		0-0-0		0-0-0			
2-4-0		0-1-0	0-0-		AWAY		1-0-0		0-1-0		1-2-0			
1-1-0		0-0-0	0-0-0		NEUTRAL		0-1-0		0-0-0		1-0-0			
2-1-0		0-0-0	0-0-0		CONFERENCE		0-0-0		0-1-0		2-0-0			
1-0-0		0-0-0	0-0-0		HOME		0-0-0		0-0-0		1-0-0			
0-1-0		0-0-0	0-0-0		AWAY		0-0-0		0-1-0		0-0-0			
1-0-0		0-0-0	0-0-0		NEUTRAL		0-0-0		0-0-0		1-0-0			
RPI	S	Opponent	Score		RPI	S	Opponent	Score		RPI	S	Opponent	Score	
1	A	Wake Forest	0	5						55	A	North Florida	2	1
										56	H	Brown	3	2
										62	N	Ill.-Chicago	0	2
										78	H	Mercer	2	3

Non-Div. I Games:

Georgia St.

Average RPI Win:	126	WON-LOST RECORD	WINNING PCT. RANK	LAST 10 GAMES	STRENGTH OF SCHEDULE	OPP. STRENGTH OF SCHEDULE	TEAM RPI	ADJ RPI	CONF. RPI	ADJ CONF. RPI	
DIV. I ONLY		5-5-4	.5 98	2-3-2	162	129	140	.44792	150	17	18
DIV. I NON-CONF.		3-3-2	.5 101	1-1-1	125	73	119	.47422	117	18	18
<hr/>											
TOTALS	RPI 1-25	RPI 26-50		W-L RECORDS		RPI 51-100		RPI 101-150		RPI 150+	
5-5-4	0-0-0	0-1-1		OVERALL		2-2-0		2-0-2		1-2-1	
3-2-2	0-0-0	0-0-0		HOME		2-1-0		0-0-1		1-1-1	
2-3-2	0-0-0	0-1-1		AWAY		0-1-0		2-0-0		0-0-0	
0-0-0	0-0-0	0-0-0		NEUTRAL		0-0-0		0-0-0		0-0-0	
<hr/>											
3-3-2	0-0-0	0-0-1		NON-CONFERENCE		2-2-0		0-0-1		1-1-0	
3-1-0	0-0-0	0-0-0		HOME		2-1-0		0-0-0		1-0-0	
0-2-2	0-0-0	0-1-		AWAY		0-1-0		0-0-1		0-1-0	
0-0-0	0-0-0	0-0-0		NEUTRAL		0-0-0		0-0-0		0-0-0	
<hr/>											
2-2-2	0-0-0	0-1-0		CONFERENCE		0-0-0		2-0-1		0-1-1	
0-1-2	0-0-0	0-0-0		HOME		0-0-0		0-0-1		0-1-1	
2-1-0	0-0-0	0-1-0		AWAY		0-0-0		2-0-0		0-0-0	
0-0-0	0-0-0	0-0-0		NEUTRAL		0-0-0		0-0-0		0-0-0	
<hr/>											
RPI S	Opponent	Score	RPI S	Opponent	Score	RPI S	Opponent	Score	RPI S	Opponent	Score
			36 A	UNCW	0 0	52 H	Dayton	1 2	115 A	Davidson	1 1
			41 A	Radford	1 2	71 H	Virginia Tech	2 1	122 H	Winthrop	1 1
						74 H	UNCG	1 0	135 A	UNC Asheville	3 0
						82 A	ETSU	0 2	145 A	Longwood	2 1
									152 A	George Mason	0 1
									183 H	Liberty	0 2
									201 H	Presbyterian	0 0
									205 H	VMI	1 0
<hr/>											
LAST 10 GAMES											
			152 A	George Mason	0 1	145 A	Longwood	2 1			
			115 A	Davidson	1 1	183 H	Liberty	0 2			
			122 H	Winthrop	1 1	201 H	Presbyterian	0 0			
			41 A	Radford	1 2	135 A	UNC Asheville	3 0			
			71 H	Virginia Tech	2 1	74 H	UNCG	1 0			

Non-Div. I Games:	Laurel	10	0
-------------------	--------	----	---

High Point

Average RPI Win:		163	WON-LOST RECORD		WINNING PCT. RANK	LAST 10 GAMES		STRENGTH OF SCHEDULE		OPP. STRENGTH OF SCHEDULE	TEAM RPI	ADJ RPI	CONF. RPI	ADJ CONF. RPI			
Average RPI Loss:		88															
DIV. I ONLY			5-7-3		.43333	137		3-4-3		141	149	150	.4464	152	21	21	
DIV. I NON-CONF.			4-5-0		.44444	124		2-2-0		102	139	132	.46587	131	16	17	
TOTALS		RPI 1-25		RPI 26-50		W-L RECORDS		RPI 51-100		RPI 101-150		RPI 150+					
5-7-3		0-2-0		0-0-0		OVERALL		0-2-1		3-2-1		2-1-1					
3-4-2		0-1-0		0-0-0		HOME		0-2-1		1-0-1		2-1-0					
2-3-1		0-1-0		0-0-0		AWAY		0-0-0		2-2-0		0-0-1					
0-0-0		0-0-0		0-0-0		NEUTRAL		0-0-0		0-0-0		0-0-0					
4-5-0		0-2-0		0-0-0		NON-CONFERENCE		0-2-0		2-1-0		2-0-0					
3-3-0		0-1-0		0-0-0		HOME		0-2-0		1-0-0		2-0-0					
1-2-0		0-1-0		0-0-		AWAY		0-0-0		1-1-0		0-0-0					
0-0-0		0-0-0		0-0-0		NEUTRAL		0-0-0		0-0-0		0-0-0					
1-2-3		0-0-0		0-0-0		CONFERENCE		0-0-1		1-1-1		0-1-1					
0-1-2		0-0-0		0-0-0		HOME		0-0-1		0-0-1		0-1-0					
1-1-1		0-0-0		0-0-0		AWAY		0-0-0		1-1-0		0-0-1					
0-0-0		0-0-0		0-0-0		NEUTRAL		0-0-0		0-0-0		0-0-0					
RPI	S	Opponent		Score		RPI	S	Opponent		Score		RPI	S	Opponent		Score	
21	H	Hofstra		1	2							119	A	Fordham		5	1
25	A	Virginia		1	2							60	H	American		1	3
												65	H	Albany (NY)		0	2
												119	A	Fordham		5	1
												128	H	VCU		1	1
												132	A	UMBC		0	2
												141	A	George Washington		0	1
												145	A	Longwood		1	0
												150	H	High Point		1	0
												172	H	Duquesne		1	3
												192	A	Saint Joseph's		1	1
												197	H	Fairleigh Dickinson		1	0
												206	H	Howard		5	1
LAST 10 GAMES																	
						119	A	Fordham		5	1	128	H	VCU		1	1
						172	H	Duquesne		1	3	132	A	UMBC		0	2
						192	A	Saint Joseph's		1	1	145	A	Longwood		1	0
						52	H	Dayton		1	1	150	H	High Point		1	0
						141	A	George Washington		0	1	21	H	Hofstra		1	2

Non-Div. I Games:

George Mason

Average RPI Win:		148	WON-LOST RECORD		WINNING PCT. RANK	LAST 10 GAMES	STRENGTH OF SCHEDULE		OPP. STRENGTH OF SCHEDULE	TEAM RPI	ADJ RPI	CONF. RPI	ADJ CONF. RPI				
Average RPI Loss:		80															
DIV. I ONLY			4-6-2	.41667	146	4-5-1	130		136	148	.44605	153	18	19			
DIV. I NON-CONF.			2-4-2	.375	151	2-3-1	142		131	150	.43507	160	14	14			
<hr/>																	
TOTALS		RPI 1-25		RPI 26-50		W-L RECORDS		RPI 51-100		RPI 101-150		RPI 150+					
4-6-2		0-2-0		0-1-0		OVERALL		1-1-1		0-0-0		3-2-1					
3-1-0		0-1-0		0-0-0		HOME		1-0-0		0-0-0		2-0-0					
1-4-2		0-1-0		0-1-0		AWAY		0-1-1		0-0-0		1-1-1					
0-1-0		0-0-0		0-0-0		NEUTRAL		0-0-0		0-0-0		0-1-0					
2-4-2		0-1-0		0-1-0		NON-CONFERENCE		1-0-1		0-0-0		1-2-1					
2-0-0		0-0-0		0-0-0		HOME		1-0-0		0-0-0		1-0-0					
0-3-2		0-1-0		0-0-		AWAY		0-0-1		0-0-0		0-1-1					
0-1-0		0-0-0		0-0-0		NEUTRAL		0-0-0		0-0-0		0-1-0					
2-2-0		0-1-0		0-0-0		CONFERENCE		0-1-0		0-0-0		2-0-0					
1-1-0		0-1-0		0-0-0		HOME		0-0-0		0-0-0		1-0-0					
1-1-0		0-0-0		0-0-0		AWAY		0-1-0		0-0-0		1-0-0					
0-0-0		0-0-0		0-0-0		NEUTRAL		0-0-0		0-0-0		0-0-0					
RPI	S	Opponent		Score		RPI	S	Opponent		Score		RPI	S	Opponent		Score	
11	H	Denver		0	1	38	A	Tulsa		2	6	89	A	Missouri St.		0	0
15	A	SMU		1	2							94	H	UC Irvine		2	1
												99	A	Omaha		1	2

Non-Div. I Games:

Oral Roberts

Average RPI Win: 159		WON-LOST	WINNING	LAST 10	STRENGTH OF		OPP. STRENGTH	TEAM	ADJ		CONF.	ADJ CONF.			
Average RPI Loss: 111		RECORD	PCT. RANK	GAMES	SCHEDULE		OF SCHEDULE	RPI	RPI		RPI	RPI			
DIV. I ONLY		3-7-4	.35714	163	3-5-2		51	205	154	.4459	154	23	22		
DIV. I NON-CONF.		2-5-2	.33333	155	2-3-0		60	197	135	.45455	139	24	24		
<hr/>															
TOTALS		RPI 1-25		RPI 26-50		W-L RECORDS		RPI 51-100		RPI 101-150		RPI 150+			
3-7-4		0-0-0		0-1-0		OVERALL		0-1-1		1-4-1		2-1-2			
3-1-2		0-0-0		0-0-0		HOME		0-0-0		1-1-1		2-0-1			
0-6-2		0-0-0		0-1-0		AWAY		0-1-1		0-3-0		0-1-1			
0-0-0		0-0-0		0-0-0		NEUTRAL		0-0-0		0-0-0		0-0-0			
2-5-2		0-0-0		0-1-0		NON-CONFERENCE		0-1-0		1-3-1		1-0-1			
2-1-2		0-0-0		0-0-0		HOME		0-0-0		1-1-1		1-0-1			
0-4-0		0-0-0		0-0-		AWAY		0-1-0		0-2-0		0-0-0			
0-0-0		0-0-0		0-0-0		NEUTRAL		0-0-0		0-0-0		0-0-0			
1-2-2		0-0-0		0-0-0		CONFERENCE		0-0-1		0-1-0		1-1-1			
1-0-0		0-0-0		0-0-0		HOME		0-0-0		0-0-0		1-0-0			
0-2-2		0-0-0		0-0-0		AWAY		0-0-1		0-1-0		0-1-1			
0-0-0		0-0-0		0-0-0		NEUTRAL		0-0-0		0-0-0		0-0-0			
RPI	S	Opponent	Score	RPI	S	Opponent	Score	RPI	S	Opponent	Score	RPI	S	Opponent	Score
				49	A	UMass Lowell	2 3	84	A	Providence	1 2	102	H	Hartwick	2 1
								95	A	St. Francis Brooklyn	0 0	106	A	Vermont	1 2
												107	H	Rider	2 3
												129	A	Rhode Island	1 3
												133	A	Saint Francis (PA)	0 1
												142	H	Lafayette	1 1
												155	A	Robert Morris	1 1
												170	A	LIU Brooklyn	0 1
												176	H	Buffalo	1 0
												180	H	Canisius	1 1
												198	H	Sacred Heart	3 0
<hr/>															
LAST 10 GAMES															
				155	A	Robert Morris	1 1	102	H	Hartwick	2 1				
				133	A	Saint Francis (PA)	0 1	106	A	Vermont	1 2				
				198	H	Sacred Heart	3 0	49	A	UMass Lowell	2 3				
				170	A	LIU Brooklyn	0 1	107	H	Rider	2 3				
				95	A	St. Francis Brooklyn	0 0	176	H	Buffalo	1 0				

Non-Div. I Games:

Bryant

Average RPI Win:	162	WON-LOST RECORD	WINNING PCT. RANK	LAST 10 GAMES	STRENGTH OF SCHEDULE	OPP. STRENGTH OF SCHEDULE	TEAM RPI	ADJ RPI	CONF. RPI	ADJ CONF. RPI				
Average RPI Loss:	141													
DIV. I ONLY	9-6-1	.59375	66	5-4-1	202	189	153	.44411	155	23	22			
DIV. I NON-CONF.	6-5-0	.54545	98	2-3-0	195	179	145	.44555	146	24	24			
<hr/>														
TOTALS	RPI 1-25	RPI 26-50		W-L RECORDS	RPI 51-100		RPI 101-150		RPI 150+					
9-6-1	0-0-0	0-0-0		OVERALL	1-1-0		3-2-0		5-3-1					
5-2-1	0-0-0	0-0-0		HOME	0-1-0		1-0-0		4-1-1					
3-4-0	0-0-0	0-0-0		AWAY	1-0-0		1-2-0		1-2-0					
1-0-0	0-0-0	0-0-0		NEUTRAL	0-0-0		1-0-0		0-0-0					
<hr/>														
6-5-0	0-0-0	0-0-0		NON-CONFERENCE	0-1-0		3-2-0		3-2-0					
3-2-0	0-0-0	0-0-0		HOME	0-1-0		1-0-0		2-1-0					
2-3-0	0-0-0	0-0-		AWAY	0-0-0		1-2-0		1-1-0					
1-0-0	0-0-0	0-0-0		NEUTRAL	0-0-0		1-0-0		0-0-0					
<hr/>														
3-1-1	0-0-0	0-0-0		CONFERENCE	1-0-0		0-0-0		2-1-1					
2-0-1	0-0-0	0-0-0		HOME	0-0-0		0-0-0		2-0-1					
1-1-0	0-0-0	0-0-0		AWAY	1-0-0		0-0-0		0-1-0					
0-0-0	0-0-0	0-0-0		NEUTRAL	0-0-0		0-0-0		0-0-0					
<hr/>														
RPI S	Opponent	Score	RPI S	Opponent	Score	RPI S	Opponent	Score	RPI S	Opponent	Score			
						91 H	Lehigh	2 3	109 N	Bowling Green	1 0			
						95 A	St. Francis Brooklyn	1 0	114 A	Pittsburgh	0 1			
						126 A	Cleveland St.	4 1						
						141 A	George Washington	1 4						
						147 H	Saint Peter's	2 1						
						151 A	Marshall	1 3						
						154 H	Bryant	1 1						
						170 A	LIU Brooklyn	0 1						
						172 H	Duquesne	2 1						
						179 H	Eastern Ill.	1 2						
						197 H	Fairleigh Dickinson	2 1						
						198 H	Sacred Heart	3 0						
						204 A	Niagara	1 0						
						206 H	Howard	3 0						
									LAST 10 GAMES					
									154 H	Bryant	1 1	206 H	Howard	3 0
									197 H	Fairleigh Dickinson	2 1	172 H	Duquesne	2 1
									95 A	St. Francis Brooklyn	1 0	141 A	George Washington	1 4
									170 A	LIU Brooklyn	0 1	114 A	Pittsburgh	0 1
									198 H	Sacred Heart	3 0	91 H	Lehigh	2 3

Non-Div. I Games:

Robert Morris

Average RPI Win:		190	WON-LOST RECORD		WINNING PCT. RANK		LAST 10 GAMES		STRENGTH OF SCHEDULE		OPP. STRENGTH OF SCHEDULE		TEAM RPI		ADJ RPI		CONF. RPI		ADJ CONF. RPI						
Average RPI Loss:		61																							
DIV. I ONLY			5-6-1		.45833 135		5-4-1		197		81		162		.44109 156		24		24						
DIV. I NON-CONF.			3-5-1		.38889 149		3-3-1		175		46		139		.45102 143		23		23						
TOTALS		RPI 1-25		RPI 26-50		W-L RECORDS		RPI 51-100		RPI 101-150		RPI 150+													
5-6-1		0-2-0		0-1-0		OVERALL		0-1-0		0-1-0		5-1-1													
3-1-0		0-0-0		0-0-0		HOME		0-0-0		0-0-0		3-1-0													
1-5-1		0-2-0		0-1-0		AWAY		0-1-0		0-1-0		1-0-1													
1-0-0		0-0-0		0-0-0		NEUTRAL		0-0-0		0-0-0		1-0-0													
3-5-1		0-2-0		0-1-0		NON-CONFERENCE		0-1-0		0-0-0		3-1-1													
2-1-0		0-0-0		0-0-0		HOME		0-0-0		0-0-0		2-1-0													
0-4-1		0-2-0		0-0-		AWAY		0-1-0		0-0-0		0-0-1													
1-0-0		0-0-0		0-0-0		NEUTRAL		0-0-0		0-0-0		1-0-0													
2-1-0		0-0-0		0-0-0		CONFERENCE		0-0-0		0-1-0		2-0-0													
1-0-0		0-0-0		0-0-0		HOME		0-0-0		0-0-0		1-0-0													
1-1-0		0-0-0		0-0-0		AWAY		0-0-0		0-1-0		1-0-0													
0-0-0		0-0-0		0-0-0		NEUTRAL		0-0-0		0-0-0		0-0-0													
RPI	S	Opponent		Score		RPI	S	Opponent		Score		RPI	S	Opponent		Score									
2	A	Clemson		1	3	32	A	South Carolina		2	4	55	A	North Florida		1	2	102	A Hartwick	0 3					
7	A	South Fla.		1	2													158	H Appalachian St.	1 0					
																		167	H Stetson	1 3					
																		175	A Lipscomb	2 2					
																		190	H Jacksonville	5 0					
																		196	N Belmont	4 1					
																		201	H Presbyterian	2 0					
																		206	A Howard	2 0					
						LAST 10 GAMES																			
						158 H Appalachian St.						1 0	55 A North Florida						1 2						
						2 A Clemson						1 3	196 N Belmont						4 1						
						206 A Howard						2 0	175 A Lipscomb						2 2						
						190 H Jacksonville						5 0	7 A South Fla.						1 2						
						102 A Hartwick						0 3	201 H Presbyterian						2 0						

Non-Div. I Games:

Ga. Southern

Average RPI Win:	158	WON-LOST RECORD	WINNING PCT. RANK	LAST 10 GAMES		STRENGTH OF SCHEDULE	OPP. STRENGTH OF SCHEDULE	TEAM RPI	ADJ RPI	CONF. RPI	ADJ CONF. RPI
DIV. I ONLY		8-6-0	.57143 74	6-4-0		204	121	157	.43933 157	12	12
DIV. I NON-CONF.		4-2-0	.66667 46	2-0-0		206	133	186	.40236 182	21	21
<hr/>											
TOTALS	RPI 1-25		RPI 26-50	W-L RECORDS		RPI 51-100			RPI 101-150		RPI 150+
8-6-0	0-0-0		0-1-0	OVERALL		1-0-0			2-4-0		5-1-0
6-1-0	0-0-0		0-0-0	HOME		1-0-0			2-1-0		3-0-0
1-4-0	0-0-0		0-1-0	AWAY		0-0-0			0-2-0		1-1-0
1-1-0	0-0-0		0-0-0	NEUTRAL		0-0-0			0-1-0		1-0-0
4-2-0	0-0-0		0-0-0	NON-CONFERENCE		0-0-0			0-1-0		4-1-0
2-0-0	0-0-0		0-0-0	HOME		0-0-0			0-0-0		2-0-0
1-1-0	0-0-0		0-0-	AWAY		0-0-0			0-0-0		1-1-0
1-1-0	0-0-0		0-0-0	NEUTRAL		0-0-0			0-1-0		1-0-0
4-4-0	0-0-0		0-1-0	CONFERENCE		1-0-0			2-3-0		1-0-0
4-1-0	0-0-0		0-0-0	HOME		1-0-0			2-1-0		1-0-0
0-3-0	0-0-0		0-1-0	AWAY		0-0-0			0-2-0		0-0-0
0-0-0	0-0-0		0-0-0	NEUTRAL		0-0-0			0-0-0		0-0-0
RPI	S	Opponent	Score	RPI	S	Opponent	Score	RPI	S	Opponent	Score
				50	A	UNLV	1 5	83	H	CSU Bakersfield	3 2
								124	H	Houston Baptist	3 1
								125	N	Sacramento St.	1 2
								139	H	San Jose St.	1 2
								140	A	Air Force	0 1
								144	A	UMKC	0 1
								148	H	Grand Canyon	4 2
								153	A	Oral Roberts	0 1
								153	H	Oral Roberts	3 0
								159	N	Green Bay	2 0
								194	H	UTRGV	1 0
								200	A	Central Ark.	2 1
								200	H	Central Ark.	8 1
				LAST 10 GAMES							
				194	H	UTRGV	1 0	144	A	UMKC	0 1
				124	H	Houston Baptist	3 1	139	H	San Jose St.	1 2
				50	A	UNLV	1 5	83	H	CSU Bakersfield	3 2
				148	H	Grand Canyon	4 2	200	H	Central Ark.	8 1
				140	A	Air Force	0 1	159	N	Green Bay	2 0

Non-Div. I Games:

Incarnate Word

Average RPI Win: 166		WON-LOST	WINNING	LAST 10	STRENGTH OF		OPP. STRENGTH	TEAM	ADJ		CONF.	ADJ CONF.
Average RPI Loss: 99		RECORD	PCT. RANK	GAMES	SCHEDULE		OF SCHEDULE	RPI	RPI		RPI	RPI
DIV. I ONLY		6-7-0	.46154	130	4-6-0		186	167	158		24	24
DIV. I NON-CONF.		5-5-0	.5	101	3-4-0		130	143	124		23	23
TOTALS		RPI 1-25	RPI 26-50		W-L RECORDS		RPI 51-100		RPI 101-150		RPI 150+	
6-7-0		0-0-0	0-2-0		OVERALL		1-1-0		1-3-0		4-1-0	
3-1-0		0-0-0	0-0-0		HOME		1-0-0		1-1-0		1-0-0	
2-5-0		0-0-0	0-2-0		AWAY		0-1-0		0-1-0		2-1-0	
1-1-0		0-0-0	0-0-0		NEUTRAL		0-0-0		0-1-0		1-0-0	
5-5-0		0-0-0	0-2-0		NON-CONFERENCE		1-1-0		1-2-0		3-0-0	
2-1-0		0-0-0	0-0-0		HOME		1-0-0		1-1-0		0-0-0	
2-4-0		0-0-0	0-0-		AWAY		0-1-0		0-1-0		2-0-0	
1-0-0		0-0-0	0-0-0		NEUTRAL		0-0-0		0-0-0		1-0-0	
1-2-0		0-0-0	0-0-0		CONFERENCE		0-0-0		0-1-0		1-1-0	
1-0-0		0-0-0	0-0-0		HOME		0-0-0		0-0-0		1-0-0	
0-1-0		0-0-0	0-0-0		AWAY		0-0-0		0-0-0		0-1-0	
0-1-0		0-0-0	0-0-0		NEUTRAL		0-0-0		0-1-0		0-0-0	
RPI S	Opponent	Score	RPI S	Opponent	Score	RPI S	Opponent	Score	RPI S	Opponent	Score	
			27 A	North Carolina St.	1 2	55 A	North Florida	2 3	122 A	Winthrop	0 2	
			41 A	Radford	1 2	82 H	ETSU	2 1	135 H	UNC Asheville	1 0	
									145 H	Longwood	0 2	
									149 N	Georgia St.	0 3	
									156 A	Ga. Southern	0 1	
									175 N	Lipscomb	1 0	
									196 A	Belmont	1 0	
									201 A	Presbyterian	3 0	
									206 H	Howard	2 0	
LAST 10 GAMES												
			156 A	Ga. Southern	0 1	149 N	Georgia St.	0 3				
			27 A	North Carolina St.	1 2	122 A	Winthrop	0 2				
			201 A	Presbyterian	3 0	41 A	Radford	1 2				
			206 H	Howard	2 0	145 H	Longwood	0 2				
			135 H	UNC Asheville	1 0	175 N	Lipscomb	1 0				

Non-Div. I Games:

Appalachian St.

Average RPI Win: 147		WON-LOST	WINNING	LAST 10	STRENGTH OF		OPP. STRENGTH	TEAM	ADJ	CONF.	ADJ CONF.
Average RPI Loss: 103		RECORD	PCT. RANK	GAMES	SCHEDULE		OF SCHEDULE	RPI	RPI	RPI	RPI
DIV. I ONLY		4-8-3	.36667	159	3-5-2		106	178	159	.43653	159
DIV. I NON-CONF.		2-5-1	.3125	162	1-2-0		96	184	148	.43942	157
TOTALS		RPI 1-25	RPI 26-50		W-L RECORDS		RPI 51-100		RPI 101-150		RPI 150+
4-8-3	0-0-0	0-0-0		OVERALL		1-4-1		1-3-1		2-1-1	
2-1-2	0-0-0	0-0-0		HOME		1-0-0		0-1-1		1-0-1	
2-6-1	0-0-0	0-0-0		AWAY		0-4-1		1-2-0		1-0-0	
0-1-0	0-0-0	0-0-0		NEUTRAL		0-0-0		0-0-0		0-1-0	
2-5-1	0-0-0	0-0-0		NON-CONFERENCE		1-2-0		1-2-0		0-1-1	
1-0-1	0-0-0	0-0-0		HOME		1-0-0		0-0-0		0-0-1	
1-4-0	0-0-0	0-0-		AWAY		0-2-0		1-2-0		0-0-0	
0-1-0	0-0-0	0-0-0		NEUTRAL		0-0-0		0-0-0		0-1-0	
2-3-2	0-0-0	0-0-0		CONFERENCE		0-2-1		0-1-1		2-0-0	
1-1-1	0-0-0	0-0-0		HOME		0-0-0		0-1-1		1-0-0	
1-2-1	0-0-0	0-0-0		AWAY		0-2-1		0-0-0		1-0-0	
0-0-0	0-0-0	0-0-0		NEUTRAL		0-0-0		0-0-0		0-0-0	
RPI S	Opponent	Score	RPI S	Opponent	Score	RPI S	Opponent	Score	RPI S	Opponent	Score
						62 A	Ill.-Chicago	0 2	105 A	Northern Ill.	0 1
						64 A	Wright St.	0 0	108 H	Oakland	0 1
						79 A	Western Mich.	0 3	121 A	Wisconsin	3 2
						80 A	Cincinnati	0 2	143 H	Detroit	0 0
						81 A	Northern Ky.	1 2	148 A	Grand Canyon	0 1
						96 H	Drake	1 0	157 N	Incarname Word	0 2
									160 H	Western Ill.	1 1
									174 A	Milwaukee	2 0
									196 H	Belmont	3 0
LAST 10 GAMES											
						81 A	Northern Ky.	1 2	196 H	Belmont	3 0
						79 A	Western Mich.	0 3	121 A	Wisconsin	3 2
						108 H	Oakland	0 1	64 A	Wright St.	0 0
						174 A	Milwaukee	2 0	62 A	Ill.-Chicago	0 2
						143 H	Detroit	0 0	80 A	Cincinnati	0 2

Non-Div. I Games:

Green Bay

Average RPI Win: 138		WON-LOST RECORD		WINNING PCT. RANK		LAST 10 GAMES		STRENGTH OF SCHEDULE		OPP. STRENGTH OF SCHEDULE		TEAM RPI		ADJ RPI		CONF. RPI		ADJ CONF. RPI	
DIV. I ONLY		4-9-1		.32143 172		4-5-0		98		170		161		.43606 160		18		19	
DIV. I NON-CONF.		2-6-1		.27778 171		2-2-0		95		170		151		.44264 150		14		14	
TOTALS		RPI 1-25		RPI 26-50		W-L RECORDS		RPI 51-100		RPI 101-150		RPI 150+							
4-9-1		0-1-0		0-0-0		OVERALL		1-3-0		2-3-0		1-2-1							
2-3-0		0-1-0		0-0-0		HOME		0-2-0		1-0-0		1-0-0							
2-5-1		0-0-0		0-0-0		AWAY		1-1-0		1-2-0		0-2-1							
0-1-0		0-0-0		0-0-0		NEUTRAL		0-0-0		0-1-0		0-0-0							
2-6-1		0-0-0		0-0-0		NON-CONFERENCE		0-3-0		2-3-0		0-0-1							
1-2-0		0-0-0		0-0-0		HOME		0-2-0		1-0-0		0-0-0							
1-3-1		0-0-0		0-0-		AWAY		0-1-0		1-2-0		0-0-1							
0-1-0		0-0-0		0-0-0		NEUTRAL		0-0-0		0-1-0		0-0-0							
2-3-0		0-1-0		0-0-0		CONFERENCE		1-0-0		0-0-0		1-2-0							
1-1-0		0-1-0		0-0-0		HOME		0-0-0		0-0-0		1-0-0							
1-2-0		0-0-0		0-0-0		AWAY		1-0-0		0-0-0		0-2-0							
0-0-0		0-0-0		0-0-0		NEUTRAL		0-0-0		0-0-0		0-0-0							
RPI	S	Opponent		Score		RPI	S	Opponent		Score		RPI	S	Opponent		Score			
11	H	Denver		0 2								79	A	Western Mich.		0 1			
												85	H	Valparaiso		2 3			
												96	H	Drake		0 1			
												99	A	Omaha		2 1			
												108	A	Oakland		0 3			
												109	A	Bowling Green		1 4			
												130	H	Bradley		1 0			
												143	N	Detroit		1 2			
												144	A	UMKC		4 1			
												153	A	Oral Roberts		2 3			
												159	A	Green Bay		1 1			
												166	A	IPFW		1 2			
												179	H	Eastern Ill.		6 0			
LAST 10 GAMES																			
166	A	IPFW		1 2		153	A	Oral Roberts		2 3									
179	H	Eastern Ill.		6 0		11	H	Denver		0 2									
96	H	Drake		0 1		144	A	UMKC		4 1									
99	A	Omaha		2 1		79	A	Western Mich.		0 1									
130	H	Bradley		1 0		143	N	Detroit		1 2									

Non-Div. I Games: Loras 5 2

Western Ill.

Average RPI Win: 176		WON-LOST	WINNING	LAST 10	STRENGTH OF		OPP. STRENGTH	TEAM	ADJ	CONF.	ADJ CONF.
Average RPI Loss: 75		RECORD	PCT. RANK	GAMES	SCHEDULE		OF SCHEDULE	RPI	RPI	RPI	RPI
DIV. I ONLY		5-8-1	.39286	151	3-6-1		177	127	167	.43548	14
DIV. I NON-CONF.		3-7-1	.31818	159	1-5-1		111	127	137	.45645	9
TOTALS		RPI 1-25	RPI 26-50		W-L RECORDS		RPI 51-100		RPI 101-150		RPI 150+
5-8-1	0-1-0	0-1-0		OVERALL		0-4-0		0-2-1		5-0-0	
3-3-1	0-0-0	0-0-0		HOME		0-1-0		0-2-1		3-0-0	
1-4-0	0-0-0	0-1-0		AWAY		0-3-0		0-0-0		1-0-0	
1-1-0	0-1-0	0-0-0		NEUTRAL		0-0-0		0-0-0		1-0-0	
3-7-1	0-1-0	0-1-0		NON-CONFERENCE		0-3-0		0-2-1		3-0-0	
2-3-1	0-0-0	0-0-0		HOME		0-1-0		0-2-1		2-0-0	
0-3-0	0-0-0	0-0-		AWAY		0-2-0		0-0-0		0-0-0	
1-1-0	0-1-0	0-0-0		NEUTRAL		0-0-0		0-0-0		1-0-0	
2-1-0	0-0-0	0-0-0		CONFERENCE		0-1-0		0-0-0		2-0-0	
1-0-0	0-0-0	0-0-0		HOME		0-0-0		0-0-0		1-0-0	
1-1-0	0-0-0	0-0-0		AWAY		0-1-0		0-0-0		1-0-0	
0-0-0	0-0-0	0-0-0		NEUTRAL		0-0-0		0-0-0		0-0-0	
RPI S	Opponent	Score		RPI S	Opponent	Score		RPI S	Opponent	Score	
24 N	Elon	0 1		30 A	Duke	2 3		51 H	CSUN	1 4	
								79 A	Western Mich.	0 1	
								87 A	Santa Clara	1 2	
								89 A	Missouri St.	0 1	
								117 H	UC Davis	1 2	
								125 H	Sacramento St.	0 2	
								137 H	UC Riverside	1 1	
								153 N	Oral Roberts	2 1	
								173 A	San Francisco	1 0	
								180 H	Canisius	1 0	
								181 H	La Salle	3 2	
								195 H	Pacific	1 0	
				LAST 10 GAMES							
				173 A	San Francisco	1 0		117 H	UC Davis	1 2	
				87 A	Santa Clara	1 2		137 H	UC Riverside	1 1	
				195 H	Pacific	1 0		51 H	CSUN	1 4	
				79 A	Western Mich.	0 1		153 N	Oral Roberts	2 1	
				125 H	Sacramento St.	0 2		89 A	Missouri St.	0 1	

Non-Div. I Games:

St. Mary's (CA)

Average RPI Win:	144	WON-LOST RECORD	WINNING PCT. RANK	LAST 10 GAMES	STRENGTH OF SCHEDULE	OPP. STRENGTH OF SCHEDULE	TEAM RPI	ADJ RPI	CONF. RPI	ADJ CONF. RPI		
DIV. I ONLY		6-8-1	.43333	137	4-5-1	135	195	151	.43398	162	22	23
DIV. I NON-CONF.		2-5-0	.28571	168	0-2-0	92	183	122	.46694	129	22	22
<hr/>												
TOTALS	RPI 1-25		RPI 26-50		W-L RECORDS		RPI 51-100		RPI 101-150		RPI 150+	
6-8-1	0-0-0		0-0-0		OVERALL		1-2-0		2-3-0		3-3-1	
4-4-0	0-0-0		0-0-0		HOME		1-2-0		1-0-0		2-2-0	
2-4-1	0-0-0		0-0-0		AWAY		0-0-0		1-3-0		1-1-1	
0-0-0	0-0-0		0-0-0		NEUTRAL		0-0-0		0-0-0		0-0-0	
2-5-0	0-0-0		0-0-0		NON-CONFERENCE		1-2-0		0-2-0		1-1-0	
1-3-0	0-0-0		0-0-0		HOME		1-2-0		0-0-0		0-1-0	
1-2-0	0-0-0		0-0-		AWAY		0-0-0		0-2-0		1-0-0	
0-0-0	0-0-0		0-0-0		NEUTRAL		0-0-0		0-0-0		0-0-0	
4-3-1	0-0-0		0-0-0		CONFERENCE		0-0-0		2-1-0		2-2-1	
3-1-0	0-0-0		0-0-0		HOME		0-0-0		1-0-0		2-1-0	
1-2-1	0-0-0		0-0-0		AWAY		0-0-0		1-1-0		0-1-1	
0-0-0	0-0-0		0-0-0		NEUTRAL		0-0-0		0-0-0		0-0-0	
RPI	S	Opponent	Score	RPI	S	Opponent	Score	RPI	S	Opponent	Score	
						58 H New Hampshire	1 3	106 A Vermont		2 4		
						67 H Columbia	0 2	107 A Rider		2 0		
						75 H Binghamton	1 0	131 A Iona		2 5		
								146 A Stony Brook		1 2		
								147 H Saint Peter's		2 0		
								163 H Siena		0 1		
								164 H Fairfield		2 1		
								180 H Canisius		3 2		
								191 A Manhattan		1 3		
								192 A Saint Joseph's		3 2		
								193 H NJIT		0 2		
								199 A Quinnipiac		1 1		
<hr/>												
LAST 10 GAMES												
						191 A Manhattan	1 3	147 H Saint Peter's		2 0		
						163 H Siena	0 1	180 H Canisius		3 2		
						131 A Iona	2 5	107 A Rider		2 0		
						164 H Fairfield	2 1	106 A Vermont		2 4		
						199 A Quinnipiac	1 1	146 A Stony Brook		1 2		

Non-Div. I Games:

Marist

Average RPI Win:	187	WON-LOST	WINNING	LAST 10	STRENGTH OF	OPP. STRENGTH	TEAM	ADJ	CONF.	ADJ CONF.	
Average RPI Loss:	105	RECORD	PCT. RANK	GAMES	SCHEDULE	OF SCHEDULE	RPI	RPI	RPI	RPI	
DIV. I ONLY	5-9-2	.375	157	5-5-0	140	180	164	.43392	163	22	23
DIV. I NON-CONF.	1-5-2	.25	177	1-1-0	120	102	147	.44525	147	22	22
TOTALS	RPI 1-25	RPI 26-50	W-L RECORDS	RPI 51-100	RPI 101-150	RPI 150+					
5-9-2	0-0-0	0-2-0	OVERALL	0-2-1	0-3-1	5-2-0					
2-2-2	0-0-0	0-0-0	HOME	0-0-1	0-2-1	2-0-0					
3-7-0	0-0-0	0-2-0	AWAY	0-2-0	0-1-0	3-2-0					
0-0-0	0-0-0	0-0-0	NEUTRAL	0-0-0	0-0-0	0-0-0					
1-5-2	0-0-0	0-2-0	NON-CONFERENCE	0-1-1	0-1-1	1-1-0					
0-0-2	0-0-0	0-0-0	HOME	0-0-1	0-0-1	0-0-0					
1-5-0	0-0-0	0-0-	AWAY	0-1-0	0-1-0	1-1-0					
0-0-0	0-0-0	0-0-0	NEUTRAL	0-0-0	0-0-0	0-0-0					
4-4-0	0-0-0	0-0-0	CONFERENCE	0-1-0	0-2-0	4-1-0					
2-2-0	0-0-0	0-0-0	HOME	0-0-0	0-2-0	2-0-0					
2-2-0	0-0-0	0-0-0	AWAY	0-1-0	0-0-0	2-1-0					
0-0-0	0-0-0	0-0-0	NEUTRAL	0-0-0	0-0-0	0-0-0					
RPI S	Opponent	Score	RPI S	Opponent	Score	RPI S	Opponent	Score	RPI S	Opponent	Score
			31 A	Boston U.	0 1	58 H	New Hampshire	3 3	107 H	Rider	2 3
			34 A	Rutgers	2 4	75 A	Binghamton	1 2	110 H	Hartford	1 1
						86 A	Monmouth	0 2	131 H	Iona	0 2
									138 A	St. John's (NY)	0 1
									162 A	Marist	1 0
									164 A	Fairfield	0 2
									180 A	Canisius	1 0
									181 A	La Salle	0 1
									191 H	Manhattan	2 0
									197 A	Fairleigh Dickinson	1 0
									204 H	Niagara	2 0
			LAST 10 GAMES								
			162 A	Marist	1 0	86 A	Monmouth	0 2			
			131 H	Iona	0 2	204 H	Niagara	2 0			
			164 A	Fairfield	0 2	191 H	Manhattan	2 0			
			107 H	Rider	2 3	197 A	Fairleigh Dickinson	1 0			
			180 A	Canisius	1 0	75 A	Binghamton	1 2			

Non-Div. I Games:

Siena

Average RPI Win:	165	WON-LOST RECORD	WINNING PCT. RANK	LAST 10 GAMES	STRENGTH OF SCHEDULE	OPP. STRENGTH OF SCHEDULE	TEAM RPI	ADJ RPI	CONF. RPI	ADJ CONF. RPI		
DIV. I ONLY		4-5-6	.46667	120	3-4-3	152	182	160	.43265	164	22	23
DIV. I NON-CONF.		1-2-4	.42857	139	0-1-1	152	93	149	.44816	144	22	22
<hr/>												
TOTALS	RPI 1-25	RPI 26-50		W-L RECORDS		RPI 51-100		RPI 101-150		RPI 150+		
4-5-6	0-1-0	0-0-0		OVERALL		0-0-1		1-2-4		3-2-1		
2-2-2	0-0-0	0-0-0		HOME		0-0-1		0-2-1		2-0-0		
2-3-4	0-1-0	0-0-0		AWAY		0-0-0		1-0-3		1-2-1		
0-0-0	0-0-0	0-0-0		NEUTRAL		0-0-0		0-0-0		0-0-0		
1-2-4	0-1-0	0-0-0		NON-CONFERENCE		0-0-0		0-1-4		1-0-0		
0-1-1	0-0-0	0-0-0		HOME		0-0-0		0-1-1		0-0-0		
1-1-3	0-1-0	0-0-		AWAY		0-0-0		0-0-3		1-0-0		
0-0-0	0-0-0	0-0-0		NEUTRAL		0-0-0		0-0-0		0-0-0		
3-3-2	0-0-0	0-0-0		CONFERENCE		0-0-1		1-1-0		2-2-1		
2-1-1	0-0-0	0-0-0		HOME		0-0-1		0-1-0		2-0-0		
1-2-1	0-0-0	0-0-0		AWAY		0-0-0		1-0-0		0-2-1		
0-0-0	0-0-0	0-0-0		NEUTRAL		0-0-0		0-0-0		0-0-0		
RPI	S	Opponent	Score	RPI	S	Opponent	Score	RPI	S	Opponent	Score	
20	A	FIU	1 2					86	H	Monmouth	0 0	
								101	A	Delaware	2 2	
								107	H	Rider	0 3	
								119	H	Fordham	2 3	
								120	H	Army West Point	1 1	
								127	A	Northeastern	0 0	
								131	A	Iona	1 0	
								132	A	UMBC	2 2	
								162	A	Marist	1 2	
								163	H	Siena	2 0	
								180	H	Canisius	1 0	
								186	A	Fla. Atlantic	2 1	
								191	A	Manhattan	0 1	
								199	A	Quinnipiac	0 0	
				LAST 10 GAMES								
				107	H	Rider	0 3	131	A	Iona	1 0	
				199	A	Quinnipiac	0 0	180	H	Canisius	1 0	
				86	H	Monmouth	0 0	191	A	Manhattan	0 1	
				163	H	Siena	2 0	120	H	Army West Point	1 1	
				162	A	Marist	1 2	119	H	Fordham	2 3	

Non-Div. I Games:

Fairfield

Average RPI Win:	156	WON-LOST RECORD	WINNING PCT. RANK	LAST 10 GAMES		STRENGTH OF SCHEDULE	OPP. STRENGTH OF SCHEDULE	TEAM RPI	ADJ RPI	CONF. RPI	ADJ CONF. RPI	
DIV. I ONLY		4-11-1	.28125	178	4-5-1	91	157	166	.42911	165	21	21
DIV. I NON-CONF.		1-9-0	.1	198	1-3-0	55	126	131	.4604	133	16	17
<hr/>												
TOTALS	RPI 1-25	RPI 26-50		W-L RECORDS		RPI 51-100		RPI 101-150		RPI 150+		
4-11-1	0-0-0	0-2-0		OVERALL		0-5-1		2-2-0		2-2-0		
3-3-1	0-0-0	0-2-0		HOME		0-0-1		2-1-0		1-0-0		
1-8-0	0-0-0	0-0-0		AWAY		0-5-0		0-1-0		1-2-0		
0-0-0	0-0-0	0-0-0		NEUTRAL		0-0-0		0-0-0		0-0-0		
<hr/>												
1-9-0	0-0-0	0-2-0		NON-CONFERENCE		0-4-0		1-2-0		0-1-0		
1-3-0	0-0-0	0-2-0		HOME		0-0-0		1-1-0		0-0-0		
0-6-0	0-0-0	0-0-		AWAY		0-4-0		0-1-0		0-1-0		
0-0-0	0-0-0	0-0-0		NEUTRAL		0-0-0		0-0-0		0-0-0		
<hr/>												
3-2-1	0-0-0	0-0-0		CONFERENCE		0-1-1		1-0-0		2-1-0		
2-0-1	0-0-0	0-0-0		HOME		0-0-1		1-0-0		1-0-0		
1-2-0	0-0-0	0-0-0		AWAY		0-1-0		0-0-0		1-1-0		
0-0-0	0-0-0	0-0-0		NEUTRAL		0-0-0		0-0-0		0-0-0		
<hr/>												
RPI	S	Opponent	Score	RPI	S	Opponent	Score	RPI	S	Opponent	Score	
				31	H	Boston U.	1 2	106	H	Vermont	0 3	
				45	H	Utah Valley	0 1	56	A	Brown	1 2	
								58	A	New Hampshire	0 1	
								65	A	Albany (NY)	0 4	
								66	H	Saint Louis	0 0	
								67	A	Columbia	0 1	

Non-Div. I Games:

Massachusetts

Average RPI Win: 164		WON-LOST	WINNING	LAST 10	STRENGTH OF	OPP. STRENGTH	TEAM	ADJ	CONF.	ADJ CONF.		
Average RPI Loss: 97		RECORD	PCT. RANK	GAMES	SCHEDULE	OF SCHEDULE	RPI	RPI	RPI	RPI		
DIV. I ONLY		4-7-0	.36364	162	3-6-0	165	151	168	.42744	166	18	19
DIV. I NON-CONF.		2-5-0	.28571	168	1-4-0	87	154	133	.45908	135	14	14
<hr/>												
TOTALS		RPI 1-25		RPI 26-50		W-L RECORDS		RPI 51-100		RPI 101-150		RPI 150+
4-7-0		0-0-0		0-0-0		OVERALL		0-5-0		1-1-0		3-1-0
2-2-0		0-0-0		0-0-0		HOME		0-2-0		0-0-0		2-0-0
1-5-0		0-0-0		0-0-0		AWAY		0-3-0		0-1-0		1-1-0
1-0-0		0-0-0		0-0-0		NEUTRAL		0-0-0		1-0-0		0-0-0
2-5-0		0-0-0		0-0-0		NON-CONFERENCE		0-4-0		1-1-0		1-0-0
0-2-0		0-0-0		0-0-0		HOME		0-2-0		0-0-0		0-0-0
1-3-0		0-0-0		0-0-		AWAY		0-2-0		0-1-0		1-0-0
1-0-0		0-0-0		0-0-0		NEUTRAL		0-0-0		1-0-0		0-0-0
2-2-0		0-0-0		0-0-0		CONFERENCE		0-1-0		0-0-0		2-1-0
2-0-0		0-0-0		0-0-0		HOME		0-0-0		0-0-0		2-0-0
0-2-0		0-0-0		0-0-0		AWAY		0-1-0		0-0-0		0-1-0
0-0-0		0-0-0		0-0-0		NEUTRAL		0-0-0		0-0-0		0-0-0
RPI	S	Opponent	Score	RPI	S	Opponent	Score	RPI	S	Opponent	Score	
						63 A Xavier	0 2			109 A Bowling Green	2 3	
						79 H Western Mich.	0 1			124 N Houston Baptist	2 1	
						80 A Cincinnati	1 2			160 H Western Ill.	2 1	
						81 H Northern Ky.	0 2			171 A IUPUI	0 3	
						99 A Omaha	0 3			179 H Eastern Ill.	4 2	
										194 A UTRGV	3 2	
<hr/>												
LAST 10 GAMES												
						160 H Western Ill.	2 1			63 A Xavier	0 2	
						171 A IUPUI	0 3			109 A Bowling Green	2 3	
						80 A Cincinnati	1 2			81 H Northern Ky.	0 2	
						179 H Eastern Ill.	4 2			194 A UTRGV	3 2	
						99 A Omaha	0 3			124 N Houston Baptist	2 1	

Non-Div. I Games: St. Joseph's (IN) 2 3 Asbury 6 0

IPFW

Average RPI Win:		138	WON-LOST RECORD		WINNING PCT. RANK		LAST 10 GAMES		STRENGTH OF SCHEDULE		OPP. STRENGTH OF SCHEDULE		TEAM RPI		ADJ RPI		CONF. RPI		ADJ CONF. RPI	
DIV. I ONLY			4-8-2		.35714 163		2-7-1		132		168		165		.42717 167		20		20	
DIV. I NON-CONF.			4-5-1		.45 122		2-4-0		107		163		153		.44298 149		19		20	
TOTALS		RPI 1-25		RPI 26-50		W-L RECORDS		RPI 51-100		RPI 101-150		RPI 150+								
4-8-2		0-1-0		0-1-0		OVERALL		1-2-0		1-3-1		2-1-1								
1-2-1		0-1-0		0-1-0		HOME		0-0-0		0-0-1		1-0-0								
3-5-1		0-0-0		0-0-0		AWAY		1-1-0		1-3-0		1-1-1								
0-1-0		0-0-0		0-0-0		NEUTRAL		0-1-0		0-0-0		0-0-0								
4-5-1		0-1-0		0-0-0		NON-CONFERENCE		1-1-0		1-3-1		2-0-0								
1-1-1		0-1-0		0-0-0		HOME		0-0-0		0-0-1		1-0-0								
3-3-0		0-0-0		0-0-		AWAY		1-0-0		1-3-0		1-0-0								
0-1-0		0-0-0		0-0-0		NEUTRAL		0-1-0		0-0-0		0-0-0								
0-3-1		0-0-0		0-1-0		CONFERENCE		0-1-0		0-0-0		0-1-1								
0-1-0		0-0-0		0-1-0		HOME		0-0-0		0-0-0		0-0-0								
0-2-1		0-0-0		0-0-0		AWAY		0-1-0		0-0-0		0-1-1								
0-0-0		0-0-0		0-0-0		NEUTRAL		0-0-0		0-0-0		0-0-0								
RPI	S	Opponent		Score		RPI	S	Opponent		Score		RPI	S	Opponent		Score				
20	H	FIU		0 3		42	H	FGCU		0 2		55	A	North Florida		0 2				
												92	A	UAB		3 0				
												93	N	Loyola Chicago		0 1				
														105 A Northern Ill.		0 1				
														111 A UCF		1 2				
														113 A Campbell		0 1				
														116 A Furman		1 0				
														143 H Detroit		1 1				
														156 A Ga. Southern		3 1				
														182 A USC Upstate		0 0				
														186 H Fla. Atlantic		2 1				
														190 A Jacksonville		1 3				
LAST 10 GAMES																				
						182	A	USC Upstate		0 0		186	H	Fla. Atlantic		2 1				
						55	A	North Florida		0 2		113	A	Campbell		0 1				
						111	A	UCF		1 2		116	A	Furman		1 0				
						190	A	Jacksonville		1 3		105	A	Northern Ill.		0 1				
						42	H	FGCU		0 2		93	N	Loyola Chicago		0 1				

Non-Div. I Games:

Stetson

Average RPI Win:		161	WON-LOST RECORD		WINNING PCT. RANK		LAST 10 GAMES		STRENGTH OF SCHEDULE		OPP. STRENGTH OF SCHEDULE		TEAM RPI		ADJ RPI		CONF. RPI		ADJ CONF. RPI	
DIV. I ONLY			2-10-2		.21429	190	2-7-1		56		162		170		.42666	168	11		11	
DIV. I NON-CONF.			2-5-1		.3125	162	2-2-0		77		162		173		.41813	173	13		13	
TOTALS		RPI 1-25		RPI 26-50		W-L RECORDS		RPI 51-100		RPI 101-150		RPI 150+								
2-10-2		0-1-0		0-3-0		OVERALL		0-3-0		1-2-2		1-1-0								
2-3-2		0-1-0		0-0-0		HOME		0-1-0		1-1-2		1-0-0								
0-7-0		0-0-0		0-3-0		AWAY		0-2-0		0-1-0		0-1-0								
0-0-0		0-0-0		0-0-0		NEUTRAL		0-0-0		0-0-0		0-0-0								
2-5-1		0-1-0		0-2-0		NON-CONFERENCE		0-0-0		1-1-1		1-1-0								
2-1-1		0-1-0		0-0-0		HOME		0-0-0		1-0-1		1-0-0								
0-4-0		0-0-0		0-0-		AWAY		0-0-0		0-1-0		0-1-0								
0-0-0		0-0-0		0-0-0		NEUTRAL		0-0-0		0-0-0		0-0-0								
0-5-1		0-0-0		0-1-0		CONFERENCE		0-3-0		0-1-1		0-0-0								
0-2-1		0-0-0		0-0-0		HOME		0-1-0		0-1-1		0-0-0								
0-3-0		0-0-0		0-1-0		AWAY		0-2-0		0-0-0		0-0-0								
0-0-0		0-0-0		0-0-0		NEUTRAL		0-0-0		0-0-0		0-0-0								
RPI	S	Opponent		Score		RPI	S	Opponent		Score		RPI	S	Opponent		Score				
16	H	Old Dominion		0	3	30	A	Duke		1	5	60	H	American		0	3			
						31	A	Boston U.		1	2	91	A	Lehigh		0	1			
						34	A	Rutgers		0	8	97	A	Navy		0	1			
														120 H Army West Point		0	1			
														132 H UMBC		1	0			
														133 H Saint Francis (PA)		0	0			
														141 A George Washington		0	1			
														142 H Lafayette		0	0			
														181 A La Salle		0	1			
														189 H Drexel		3	2			
LAST 10 GAMES																				
		120 H Army West Point		0	1			142 H Lafayette		0	0									
		189 H Drexel		3	2			34 A Rutgers		0	8									
		91 A Lehigh		0	1			97 A Navy		0	1									
		31 A Boston U.		1	2			141 A George Washington		0	1									
		60 H American		0	3			132 H UMBC		1	0									

Non-Div. I Games:

Loyola Maryland

Average RPI Win:		159	WON-LOST		WINNING		LAST 10		STRENGTH OF		OPP. STRENGTH		TEAM		ADJ		CONF.		ADJ CONF.			
Average RPI Loss:		78	RECORD		PCT. RANK		GAMES		SCHEDULE		OF SCHEDULE		RPI		RPI		RPI		RPI			
DIV. I ONLY			2-11-0		.15385 194		2-5-0		33		140		169		.42643 169		17		18			
DIV. I NON-CONF.			0-7-0		0 204		0-2-0		57		94		164		.42689 167		18		18			
TOTALS		RPI 1-25		RPI 26-50		W-L RECORDS		RPI 51-100		RPI 101-150		RPI 150+										
2-11-0		0-2-0		0-3-0		OVERALL		0-2-0		1-3-0		1-1-0										
1-3-0		0-1-0		0-0-0		HOME		0-0-0		1-1-0		0-1-0										
1-7-0		0-1-0		0-3-0		AWAY		0-2-0		0-1-0		1-0-0										
0-1-0		0-0-0		0-0-0		NEUTRAL		0-0-0		0-1-0		0-0-0										
0-7-0		0-1-0		0-2-0		NON-CONFERENCE		0-2-0		0-1-0		0-1-0										
0-2-0		0-1-0		0-0-0		HOME		0-0-0		0-0-0		0-1-0										
0-4-0		0-0-0		0-0-		AWAY		0-2-0		0-0-0		0-0-0										
0-1-0		0-0-0		0-0-0		NEUTRAL		0-0-0		0-1-0		0-0-0										
2-4-0		0-1-0		0-1-0		CONFERENCE		0-0-0		1-2-0		1-0-0										
1-1-0		0-0-0		0-0-0		HOME		0-0-0		1-1-0		0-0-0										
1-3-0		0-1-0		0-1-0		AWAY		0-0-0		0-1-0		1-0-0										
0-0-0		0-0-0		0-0-0		NEUTRAL		0-0-0		0-0-0		0-0-0										
RPI	S	Opponent		Score		RPI	S	Opponent		Score		RPI	S	Opponent		Score						
2	H	Clemson		0	4	27	A	North Carolina St.		3	4	90	A	Wofford		0	3	113	A	Campbell	2	4
13	A	Coastal Caro.		0	4	28	A	Charlotte		0	4	92	A	UAB		1	3	122	H	Winthrop	3	4
						41	A	Radford		0	5											

Non-Div. I Games: **Laurel** **7** **2**

Gardner-Webb

Average RPI Win:	177	WON-LOST RECORD	WINNING PCT. RANK	LAST 10 GAMES	STRENGTH OF SCHEDULE	OPP. STRENGTH OF SCHEDULE	TEAM RPI	ADJ RPI	CONF. RPI	ADJ CONF. RPI	
Average RPI Loss:	126										
DIV. I ONLY	8-5-2	.6	62	6-2-2	205	184	163	.42608	170	23	22
DIV. I NON-CONF.	3-5-2	.4	147	1-2-2	204	160	174	.40683	178	24	24
<hr/>											
TOTALS	RPI 1-25	RPI 26-50		W-L RECORDS	RPI 51-100		RPI 101-150		RPI 150+		
8-5-2	0-0-0	0-1-0		OVERALL	0-0-0		1-3-0		7-1-2		
5-1-2	0-0-0	0-1-0		HOME	0-0-0		1-0-0		4-0-2		
3-4-0	0-0-0	0-0-0		AWAY	0-0-0		0-3-0		3-1-0		
0-0-0	0-0-0	0-0-0		NEUTRAL	0-0-0		0-0-0		0-0-0		
<hr/>											
3-5-2	0-0-0	0-1-0		NON-CONFERENCE	0-0-0		0-3-0		3-1-2		
2-1-2	0-0-0	0-1-0		HOME	0-0-0		0-0-0		2-0-2		
1-4-0	0-0-0	0-0-		AWAY	0-0-0		0-3-0		1-1-0		
0-0-0	0-0-0	0-0-0		NEUTRAL	0-0-0		0-0-0		0-0-0		
<hr/>											
5-0-0	0-0-0	0-0-0		CONFERENCE	0-0-0		1-0-0		4-0-0		
3-0-0	0-0-0	0-0-0		HOME	0-0-0		1-0-0		2-0-0		
2-0-0	0-0-0	0-0-0		AWAY	0-0-0		0-0-0		2-0-0		
0-0-0	0-0-0	0-0-0		NEUTRAL	0-0-0		0-0-0		0-0-0		
<hr/>											
RPI S	Opponent	Score	RPI S	Opponent	Score	RPI S	Opponent	Score	RPI S	Opponent	Score
			49 H	UMass Lowell	0 1				107 A	Rider	0 2
									133 H	Saint Francis (PA)	1 0
									135 A	UNC Asheville	1 2
									147 A	Saint Peter's	1 3
									154 H	Bryant	1 0
									155 H	Robert Morris	1 0
									178 A	Central Conn. St.	3 0
									181 H	La Salle	0 0
									192 A	Saint Joseph's	2 3
									193 H	NJIT	1 0
									197 A	Fairleigh Dickinson	3 2
									201 A	Presbyterian	3 1
									202 H	St. Bonaventure	4 0
									206 H	Howard	1 1
<hr/>											
LAST 10 GAMES											
			178 A	Central Conn. St.	3 0	193 H	NJIT	1 0			
			133 H	Saint Francis (PA)	1 0	181 H	La Salle	0 0			
			155 H	Robert Morris	1 0	147 A	Saint Peter's	1 3			
			154 H	Bryant	1 0	206 H	Howard	1 1			
			197 A	Fairleigh Dickinson	3 2	192 A	Saint Joseph's	2 3			

Non-Div. I Games:

LIU Brooklyn

Average RPI Win: 166		WON-LOST	WINNING	LAST 10	STRENGTH OF		OPP. STRENGTH	TEAM	ADJ		CONF.	ADJ CONF.		
Average RPI Loss: 95		RECORD	PCT. RANK	GAMES	SCHEDULE		OF SCHEDULE	RPI	RPI		RPI	RPI		
DIV. I ONLY		1-8-5	.25	182	1-5-4		83	155	175	.41726	171	18	19	
DIV. I NON-CONF.		0-7-3	.15	192	0-4-2		85	144	175	.41506	176	14	14	
TOTALS		RPI 1-25	RPI 26-50		W-L RECORDS		RPI 51-100		RPI 101-150		RPI 150+			
1-8-5		0-1-1	0-1-0		OVERALL		0-3-1		0-1-2		1-2-1			
1-3-2		0-0-0	0-1-0		HOME		0-2-1		0-0-1		1-0-0			
0-5-2		0-1-1	0-0-0		AWAY		0-1-0		0-1-1		0-2-0			
0-0-1		0-0-0	0-0-0		NEUTRAL		0-0-0		0-0-0		0-0-1			
0-7-3		0-1-0	0-1-0		NON-CONFERENCE		0-3-0		0-1-2		0-1-1			
0-3-1		0-0-0	0-1-0		HOME		0-2-0		0-0-1		0-0-0			
0-4-1		0-1-0	0-0-		AWAY		0-1-0		0-1-1		0-1-0			
0-0-1		0-0-0	0-0-0		NEUTRAL		0-0-0		0-0-0		0-0-1			
1-1-2		0-0-1	0-0-0		CONFERENCE		0-0-1		0-0-0		1-1-0			
1-0-1		0-0-0	0-0-0		HOME		0-0-1		0-0-0		1-0-0			
0-1-1		0-0-1	0-0-0		AWAY		0-0-0		0-0-0		0-1-0			
0-0-0		0-0-0	0-0-0		NEUTRAL		0-0-0		0-0-0		0-0-0			
RPI	S	Opponent	Score		RPI	S	Opponent	Score		RPI	S	Opponent	Score	
11	A	Denver	1	1	39	H	Butler	2	3	79	H	Western Mich.	0	1
19	A	Indiana	0	4						80	A	Cincinnati	1	2
										85	H	Valparaiso	1	2
										99	H	Omaha	1	1

Non-Div. I Games:

IUPUI

Average RPI Win: 162		WON-LOST	WINNING	LAST 10	STRENGTH OF		OPP. STRENGTH	TEAM	ADJ		CONF.	ADJ CONF.
Average RPI Loss: 105		RECORD	PCT. RANK	GAMES	SCHEDULE		OF SCHEDULE	RPI	RPI		RPI	RPI
DIV. I ONLY		5-8-2	.4	148	4-5-1		187	153	173		21	21
DIV. I NON-CONF.		2-6-1	.27778	171	1-3-0		165	159	167		16	17
TOTALS		RPI 1-25	RPI 26-50		W-L RECORDS		RPI 51-100		RPI 101-150		RPI 150+	
5-8-2		0-0-0	0-1-0		OVERALL		1-2-0		0-3-1		4-2-1	
1-5-0		0-0-0	0-0-0		HOME		0-2-0		0-2-0		1-1-0	
4-3-2		0-0-0	0-1-0		AWAY		1-0-0		0-1-1		3-1-1	
0-0-0		0-0-0	0-0-0		NEUTRAL		0-0-0		0-0-0		0-0-0	
2-6-1		0-0-0	0-1-0		NON-CONFERENCE		1-1-0		0-2-0		1-2-1	
0-3-0		0-0-0	0-0-0		HOME		0-1-0		0-1-0		0-1-0	
2-3-1		0-0-0	0-0-		AWAY		1-0-0		0-1-0		1-1-1	
0-0-0		0-0-0	0-0-0		NEUTRAL		0-0-0		0-0-0		0-0-0	
3-2-1		0-0-0	0-0-0		CONFERENCE		0-1-0		0-1-1		3-0-0	
1-2-0		0-0-0	0-0-0		HOME		0-1-0		0-1-0		1-0-0	
2-0-1		0-0-0	0-0-0		AWAY		0-0-0		0-0-1		2-0-0	
0-0-0		0-0-0	0-0-0		NEUTRAL		0-0-0		0-0-0		0-0-0	
RPI S	Opponent	Score	RPI S	Opponent	Score	RPI S	Opponent	Score	RPI S	Opponent	Score	
			44 A	Michigan	0 3	52 H	Dayton	1 2	119 H	Fordham	1 2	
						57 H	Oregon St.	2 3	126 H	Cleveland St.	0 1	
						70 A	Colgate	1 0	128 A	VCU	0 0	
									133 A	Saint Francis (PA)	0 1	
									151 H	Marshall	0 1	
									152 A	George Mason	3 1	
									155 A	Robert Morris	1 2	
									181 A	La Salle	3 2	
									184 A	Cornell	0 0	
									202 H	St. Bonaventure	3 0	
									204 A	Niagara	3 1	
LAST 10 GAMES												
			202 H	St. Bonaventure	3 0	181 A	La Salle	3 2				
			152 A	George Mason	3 1	52 H	Dayton	1 2				
			128 A	VCU	0 0	133 A	Saint Francis (PA)	0 1				
			44 A	Michigan	0 3	155 A	Robert Morris	1 2				
			119 H	Fordham	1 2	70 A	Colgate	1 0				

Non-Div. I Games:

Duquesne

Average RPI Win:		161	WON-LOST RECORD		WINNING PCT. RANK		LAST 10 GAMES		STRENGTH OF SCHEDULE		OPP. STRENGTH OF SCHEDULE		TEAM RPI		ADJ RPI		CONF. RPI		ADJ CONF. RPI	
DIV. I ONLY			4-10-0		.28571 176		2-8-0		156		117		176		.41656 173		14		14	
DIV. I NON-CONF.			2-9-0		.18182 189		0-7-0		98		111		161		.43894 158		9		9	
TOTALS		RPI 1-25		RPI 26-50		W-L RECORDS		RPI 51-100		RPI 101-150		RPI 150+								
4-10-0		0-1-0		0-1-0		OVERALL		1-4-0		0-3-0		3-1-0								
3-2-0		0-0-0		0-0-0		HOME		0-1-0		0-0-0		3-1-0								
1-8-0		0-1-0		0-1-0		AWAY		1-3-0		0-3-0		0-0-0								
0-0-0		0-0-0		0-0-0		NEUTRAL		0-0-0		0-0-0		0-0-0								
2-9-0		0-1-0		0-1-0		NON-CONFERENCE		0-4-0		0-3-0		2-0-0								
2-1-0		0-0-0		0-0-0		HOME		0-1-0		0-0-0		2-0-0								
0-8-0		0-1-0		0-0-		AWAY		0-3-0		0-3-0		0-0-0								
0-0-0		0-0-0		0-0-0		NEUTRAL		0-0-0		0-0-0		0-0-0								
2-1-0		0-0-0		0-0-0		CONFERENCE		1-0-0		0-0-0		1-1-0								
1-1-0		0-0-0		0-0-0		HOME		0-0-0		0-0-0		1-1-0								
1-0-0		0-0-0		0-0-0		AWAY		1-0-0		0-0-0		0-0-0								
0-0-0		0-0-0		0-0-0		NEUTRAL		0-0-0		0-0-0		0-0-0								
RPI	S	Opponent		Score		RPI	S	Opponent		Score		RPI	S	Opponent		Score				
8	A	Stanford		1	3	37	A	New Mexico		0	3	72	A	Cal St. Fullerton		0	3			
												73	A	California		1	3			
												76	A	Penn St.		0	1			
												83	H	CSU Bakersfield		1	2			
												87	A	Santa Clara		2	1			
												104	A	West Virginia		0	6			
												117	A	UC Davis		1	3			
												137	A	UC Riverside		0	3			
												161	H	St. Mary's (CA)		0	1			
												180	H	Canisius		2	0			
												181	H	La Salle		5	1			
												195	H	Pacific		3	0			
LAST 10 GAMES																				
						161	H	St. Mary's (CA)		0	1	83	H	CSU Bakersfield		1	2			
						195	H	Pacific		3	0	73	A	California		1	3			
						87	A	Santa Clara		2	1	8	A	Stanford		1	3			
						37	A	New Mexico		0	3	72	A	Cal St. Fullerton		0	3			
						117	A	UC Davis		1	3	137	A	UC Riverside		0	3			

Non-Div. I Games:

San Francisco

Average RPI Win:		133	WON-LOST RECORD		WINNING PCT. RANK		LAST 10 GAMES		STRENGTH OF SCHEDULE		OPP. STRENGTH OF SCHEDULE		TEAM RPI		ADJ RPI		CONF. RPI		ADJ CONF. RPI					
DIV. I ONLY			3-9-3		.3		174		2-6-2		139		95		174		.41432		174		16		16	
DIV. I NON-CONF.			2-5-1		.3125		162		1-2-0		119		87		168		.42732		165		17		16	
TOTALS		RPI 1-25		RPI 26-50		W-L RECORDS		RPI 51-100		RPI 101-150		RPI 150+												
3-9-3		0-1-0		0-1-0		OVERALL		0-2-1		2-3-2		1-2-0												
1-4-2		0-0-0		0-0-0		HOME		0-2-1		0-1-1		1-1-0												
2-4-1		0-1-0		0-1-0		AWAY		0-0-0		2-1-1		0-1-0												
0-1-0		0-0-0		0-0-0		NEUTRAL		0-0-0		0-1-0		0-0-0												
2-5-1		0-1-0		0-1-0		NON-CONFERENCE		0-0-0		1-3-1		1-0-0												
1-1-1		0-0-0		0-0-0		HOME		0-0-0		0-1-1		1-1-0												
1-3-0		0-1-0		0-0-		AWAY		0-0-0		1-1-0		0-0-0												
0-1-0		0-0-0		0-0-0		NEUTRAL		0-0-0		0-1-0		0-0-0												
1-4-2		0-0-0		0-0-0		CONFERENCE		0-2-1		1-0-1		0-2-0												
0-3-1		0-0-0		0-0-0		HOME		0-2-1		0-0-0		0-1-0												
1-1-1		0-0-0		0-0-0		AWAY		0-0-0		1-0-1		0-1-0												
0-0-0		0-0-0		0-0-0		NEUTRAL		0-0-0		0-0-0		0-0-0												
RPI	S	Opponent		Score		RPI	S	Opponent		Score		RPI	S	Opponent		Score								
6	A	Creighton		0 4		43	A	Gonzaga		0 1		62	H	Ill.-Chicago		1 1								
												64	H	Wright St.		0 1								
												85	H	Valparaiso		0 1								
												103	H	Marquette		1 1								
												105	A	Northern Ill.		2 1								
												108	A	Oakland		1 0								
												121	H	Wisconsin		0 1								
												124	N	Houston Baptist		1 2								
												126	A	Cleveland St.		0 0								
												130	A	Bradley		0 1								
												159	H	Green Bay		0 2								
												187	H	Evansville		5 2								
												196	A	Belmont		0 1								
LAST 10 GAMES																								
126 A Cleveland St.						0		0		105 A Northern Ill.						2		1						
121 H Wisconsin						0		1		85 H Valparaiso						0		1						
64 H Wright St.						0		1		62 H Ill.-Chicago						1		1						
159 H Green Bay						0		2		108 A Oakland						1		0						
196 A Belmont						0		1		43 A Gonzaga						0		1						

Non-Div. I Games:

Milwaukee

Average RPI Win: 159		WON-LOST	WINNING	LAST 10	STRENGTH OF		OPP. STRENGTH	TEAM	ADJ		CONF.	ADJ CONF.			
Average RPI Loss: 98		RECORD	PCT. RANK	GAMES	SCHEDULE		OF SCHEDULE	RPI	RPI		RPI	RPI			
DIV. I ONLY		5-9-1	.36667	159	4-5-1		172	175	171	.41079	175	20	20		
DIV. I NON-CONF.		3-7-1	.31818	159	2-3-1		174	175	177	.40298	181	19	20		
<hr/>															
TOTALS		RPI 1-25	RPI 26-50		W-L RECORDS		RPI 51-100		RPI 101-150		RPI 150+				
5-9-1	0-1-0	0-2-0		OVERALL		1-2-0		0-1-0		4-3-1					
4-3-1	0-0-0	0-1-0		HOME		1-1-0		0-0-0		3-1-1					
1-4-0	0-1-0	0-1-0		AWAY		0-1-0		0-0-0		1-1-0					
0-2-0	0-0-0	0-0-0		NEUTRAL		0-0-0		0-1-0		0-1-0					
<hr/>															
3-7-1	0-1-0	0-1-0		NON-CONFERENCE		1-1-0		0-1-0		2-3-1					
3-2-1	0-0-0	0-1-0		HOME		1-0-0		0-0-0		2-1-1					
0-3-0	0-1-0	0-0-		AWAY		0-1-0		0-0-0		0-1-0					
0-2-0	0-0-0	0-0-0		NEUTRAL		0-0-0		0-1-0		0-1-0					
<hr/>															
2-2-0	0-0-0	0-1-0		CONFERENCE		0-1-0		0-0-0		2-0-0					
1-1-0	0-0-0	0-0-0		HOME		0-1-0		0-0-0		1-0-0					
1-1-0	0-0-0	0-1-0		AWAY		0-0-0		0-0-0		1-0-0					
0-0-0	0-0-0	0-0-0		NEUTRAL		0-0-0		0-0-0		0-0-0					
<hr/>															
RPI S	Opponent	Score		RPI S	Opponent	Score		RPI S	Opponent	Score		RPI S	Opponent	Score	
24 A	Elon	0	1	40 H	San Diego	1	3	55 H	North Florida	0	3	113 N	Campbell	2	3
				42 A	FGCU	0	4	63 H	Xavier	2	1	156 H	Ga. Southern	2	2
								78 A	Mercer	0	1	158 N	Appalachian St.	0	1
												171 H	IUPUI	1	0
												179 H	Eastern Ill.	1	3
												182 A	USC Upstate	3	0
												187 H	Evansville	4	2
												190 H	Jacksonville	3	2
												196 A	Belmont	0	2
<hr/>															
LAST 10 GAMES															
40 H	San Diego	1	3	55 H	North Florida	0	3								
187 H	Evansville	4	2	182 A	USC Upstate	3	0								
42 A	FGCU	0	4	78 A	Mercer	0	1								
24 A	Elon	0	1	171 H	IUPUI	1	0								
190 H	Jacksonville	3	2	156 H	Ga. Southern	2	2								

Non-Div. I Games:

Lipscomb

Average RPI Win: 173		WON-LOST RECORD		WINNING PCT. RANK		LAST 10 GAMES		STRENGTH OF SCHEDULE		OPP. STRENGTH OF SCHEDULE		TEAM RPI		ADJ RPI		CONF. RPI		ADJ CONF. RPI	
DIV. I ONLY		5-5-4		.5 98		3-4-3		203		128		172		.41043 176		8		8	
DIV. I NON-CONF.		4-4-3		.5 101		2-3-2		202		169		189		.37768 191		10		10	
TOTALS		RPI 1-25		RPI 26-50		W-L RECORDS		RPI 51-100		RPI 101-150		RPI 150+							
5-5-4		0-1-0		0-1-0		OVERALL		0-0-0		1-2-2		4-1-2							
4-2-1		0-1-0		0-0-0		HOME		0-0-0		1-1-0		3-0-1							
1-2-3		0-0-0		0-1-0		AWAY		0-0-0		0-0-2		1-1-1							
0-1-0		0-0-0		0-0-0		NEUTRAL		0-0-0		0-1-0		0-0-0							
4-4-3		0-0-0		0-1-0		NON-CONFERENCE		0-0-0		0-2-1		4-1-2							
3-1-1		0-0-0		0-0-0		HOME		0-0-0		0-1-0		3-0-1							
1-2-2		0-0-0		0-0-		AWAY		0-0-0		0-0-1		1-1-1							
0-1-0		0-0-0		0-0-0		NEUTRAL		0-0-0		0-1-0		0-0-0							
1-1-1		0-1-0		0-0-0		CONFERENCE		0-0-0		1-0-1		0-0-0							
1-1-0		0-1-0		0-0-0		HOME		0-0-0		1-0-0		0-0-0							
0-0-1		0-0-0		0-0-0		AWAY		0-0-0		0-0-1		0-0-0							
0-0-0		0-0-0		0-0-0		NEUTRAL		0-0-0		0-0-0		0-0-0							
RPI	S	Opponent		Score		RPI	S	Opponent		Score		RPI	S	Opponent		Score			
4	H	Akron		1 2		49	A	UMass Lowell		0 2		104	H	West Virginia		2 0			
												105	A	Northern Ill.		1 1			
												124	N	Houston Baptist		0 1			
												142	H	Lafayette		1 2			
												146	A	Stony Brook		1 1			
												154	A	Bryant		0 1			
												180	H	Canisius		4 2			
												184	H	Cornell		2 0			
												194	A	UTRGV		1 1			
												196	H	Belmont		3 1			
												202	A	St. Bonaventure		6 0			
												204	H	Niagara		2 2			
						LAST 10 GAMES													
						105	A	Northern Ill.		1	1	146	A	Stony Brook		1	1		
						104	H	West Virginia		2	0	204	H	Niagara		2	2		
						4	H	Akron		1	2	142	H	Lafayette		1	2		
						202	A	St. Bonaventure		6	0	154	A	Bryant		0	1		
						184	H	Cornell		2	0	49	A	UMass Lowell		0	2		

Non-Div. I Games: Seton Hill 2 0

Buffalo

Pen

Penn

Average RPI Win:	188	WON-LOST	WINNING	LAST 10	STRENGTH OF	OPP. STRENGTH	TEAM	ADJ	CONF.	ADJ CONF.		
Average RPI Loss:	118	RECORD	PCT. RANK	GAMES	SCHEDULE	OF SCHEDULE	RPI	RPI	RPI	RPI		
DIV. I ONLY		4-7-2	.38462	154	3-5-2	196	174	180	.40628	178	23	22
DIV. I NON-CONF.		2-5-2	.33333	155	1-3-2	182	121	176	.41697	175	24	24
<hr/>												
TOTALS	RPI 1-25	RPI 26-50		W-L RECORDS		RPI 51-100		RPI 101-150		RPI 150+		
4-7-2	0-0-0	0-0-0		OVERALL		0-2-1		0-4-0		4-1-1		
1-3-1	0-0-0	0-0-0		HOME		0-1-0		0-1-0		1-1-1		
3-3-1	0-0-0	0-0-0		AWAY		0-0-1		0-3-0		3-0-0		
0-1-0	0-0-0	0-0-0		NEUTRAL		0-1-0		0-0-0		0-0-0		
<hr/>												
2-5-2	0-0-0	0-0-0		NON-CONFERENCE		0-1-1		0-4-0		2-0-1		
1-1-1	0-0-0	0-0-0		HOME		0-0-0		0-1-0		1-0-1		
1-3-1	0-0-0	0-0-		AWAY		0-0-1		0-3-0		1-0-0		
0-1-0	0-0-0	0-0-0		NEUTRAL		0-1-0		0-0-0		0-0-0		
<hr/>												
2-2-0	0-0-0	0-0-0		CONFERENCE		0-1-0		0-0-0		2-1-0		
0-2-0	0-0-0	0-0-0		HOME		0-1-0		0-0-0		0-1-0		
2-0-0	0-0-0	0-0-0		AWAY		0-0-0		0-0-0		2-0-0		
0-0-0	0-0-0	0-0-0		NEUTRAL		0-0-0		0-0-0		0-0-0		
<hr/>												
RPI	S	Opponent	Score	RPI	S	Opponent	Score	RPI	S	Opponent	Score	
				58 N New Hampshire 0 2				106 A Vermont 1 2				
				65 A Albany (NY) 2 2				110 H Hartford 1 2				
				95 H St. Francis Brooklyn 0 1				138 A St. John's (NY) 0 3				
								146 A Stony Brook 0 1				
								165 H Massachusetts 5 1				
								170 H LIU Brooklyn 0 3				
								191 A Manhattan 3 1				
								193 H NJIT 0 0				
								197 A Fairleigh Dickinson 2 1				
								198 A Sacred Heart 2 1				
				LAST 10 GAMES								
170 H LIU Brooklyn 0 3				138 A St. John's (NY) 0 3								
198 A Sacred Heart 2 1				110 H Hartford 1 2								
197 A Fairleigh Dickinson 2 1				65 A Albany (NY) 2 2								
95 H St. Francis Brooklyn 0 1				191 A Manhattan 3 1								
193 H NJIT 0 0				106 A Vermont 1 2								

Non-Div. I Games:

Central Conn. St.

Average RPI Win: 167		WON-LOST RECORD		WINNING PCT. RANK		LAST 10 GAMES		STRENGTH OF SCHEDULE		OPP. STRENGTH OF SCHEDULE		TEAM RPI		ADJ RPI		CONF. RPI		ADJ CONF. RPI			
DIV. I ONLY		3-10-0		.23077 189		2-8-0		136		166		181		.40366 179		18		19			
DIV. I NON-CONF.		2-7-0		.22222 183		1-5-0		54		173		144		.45219 141		14		14			
TOTALS		RPI 1-25		RPI 26-50		W-L RECORDS		RPI 51-100		RPI 101-150		RPI 150+									
3-10-0		0-0-0		0-1-0		OVERALL		0-4-0		0-2-0		3-3-0									
1-4-0		0-0-0		0-0-0		HOME		0-2-0		0-1-0		1-1-0									
2-6-0		0-0-0		0-1-0		AWAY		0-2-0		0-1-0		2-2-0									
0-0-0		0-0-0		0-0-0		NEUTRAL		0-0-0		0-0-0		0-0-0									
2-7-0		0-0-0		0-1-0		NON-CONFERENCE		0-4-0		0-2-0		2-0-0									
0-3-0		0-0-0		0-0-0		HOME		0-2-0		0-1-0		0-0-0									
2-4-0		0-0-0		0-0-		AWAY		0-2-0		0-1-0		2-0-0									
0-0-0		0-0-0		0-0-0		NEUTRAL		0-0-0		0-0-0		0-0-0									
1-3-0		0-0-0		0-0-0		CONFERENCE		0-0-0		0-0-0		1-3-0									
1-1-0		0-0-0		0-0-0		HOME		0-0-0		0-0-0		1-1-0									
0-2-0		0-0-0		0-0-0		AWAY		0-0-0		0-0-0		0-2-0									
0-0-0		0-0-0		0-0-0		NEUTRAL		0-0-0		0-0-0		0-0-0									
RPI	S	Opponent		Score		RPI	S	Opponent		Score		RPI	S	Opponent		Score					
				46	A	Kentucky		0	6	63	A	Xavier		0	8	105	H	Northern Ill.		2	3
										64	H	Wright St.		0	2	114	A	Pittsburgh		0	2
										81	H	Northern Ky.		1	2	153	H	Oral Roberts		1	2
										89	A	Missouri St.		0	3	155	A	Robert Morris		2	1
																160	A	Western Ill.		0	6
																166	A	IPFW		2	4
																171	H	IUPUI		1	0
																175	A	Lipscomb		3	1
LAST 10 GAMES																					
				171	H	IUPUI		1	0	105	H	Northern Ill.		2	3						
				81	H	Northern Ky.		1	2	153	H	Oral Roberts		1	2						
				160	A	Western Ill.		0	6	46	A	Kentucky		0	6						
				166	A	IPFW		2	4	64	H	Wright St.		0	2						
				89	A	Missouri St.		0	3	155	A	Robert Morris		2	1						

Non-Div. I Games:

Eastern Ill.

Average RPI Win:	166	WON-LOST RECORD	WINNING PCT. RANK	LAST 10 GAMES	STRENGTH OF SCHEDULE	OPP. STRENGTH OF SCHEDULE	TEAM RPI	ADJ RPI	CONF. RPI	ADJ CONF. RPI	
DIV. I ONLY		6-8-1	.43333 137	5-5-0	201	191	177	.40358 180	22	23	
DIV. I NON-CONF.		3-3-1	.5 101	2-0-0	200	174	185	.40047 184	22	22	
<hr/>											
TOTALS	RPI 1-25	RPI 26-50		W-L RECORDS	RPI 51-100		RPI 101-150		RPI 150+		
6-8-1	0-0-0	1-0-0		OVERALL	0-1-0		1-1-0		4-6-1		
2-3-0	0-0-0	0-0-0		HOME	0-1-0		0-1-0		2-1-0		
4-5-1	0-0-0	1-0-0		AWAY	0-0-0		1-0-0		2-5-1		
0-0-0	0-0-0	0-0-0		NEUTRAL	0-0-0		0-0-0		0-0-0		
<hr/>											
3-3-1	0-0-0	1-0-0		NON-CONFERENCE	0-0-0		0-0-0		2-3-1		
1-0-0	0-0-0	0-0-0		HOME	0-0-0		0-0-0		1-0-0		
2-3-1	0-0-0	1-0-		AWAY	0-0-0		0-0-0		1-3-1		
0-0-0	0-0-0	0-0-0		NEUTRAL	0-0-0		0-0-0		0-0-0		
<hr/>											
3-5-0	0-0-0	0-0-0		CONFERENCE	0-1-0		1-1-0		2-3-0		
1-3-0	0-0-0	0-0-0		HOME	0-1-0		0-1-0		1-1-0		
2-2-0	0-0-0	0-0-0		AWAY	0-0-0		1-0-0		1-2-0		
0-0-0	0-0-0	0-0-0		NEUTRAL	0-0-0		0-0-0		0-0-0		
<hr/>											
RPI S	Opponent	Score	RPI S	Opponent	Score	RPI S	Opponent	Score	RPI S	Opponent	Score
			49 A	UMass Lowell	2 1	86 H	Monmouth	0 2	131 H	Iona	0 1
									147 A	Saint Peter's	2 1
									154 A	Bryant	1 1
									161 A	St. Mary's (CA)	0 1
									162 A	Marist	2 3
									163 H	Siena	0 1
									164 A	Fairfield	0 1
									173 A	San Francisco	0 2
									176 A	Buffalo	2 4
									193 H	NJIT	1 0
									199 A	Quinnipiac	1 0
									202 A	St. Bonaventure	3 0
									204 H	Niagara	2 0
<hr/>											
LAST 10 GAMES											
			147 A	Saint Peter's	2 1	164 A	Fairfield	0 1			
			204 H	Niagara	2 0	162 A	Marist	2 3			
			199 A	Quinnipiac	1 0	86 H	Monmouth	0 2			
			131 H	Iona	0 1	202 A	St. Bonaventure	3 0			
			163 H	Siena	0 1	49 A	UMass Lowell	2 1			

Non-Div. I Games:

Canisius

Average RPI Win:	154	WON-LOST	WINNING	LAST 10	STRENGTH OF	OPP. STRENGTH	TEAM	ADJ	CONF.	ADJ CONF.	
Average RPI Loss:	125	RECORD	PCT. RANK	GAMES	SCHEDULE	OF SCHEDULE	RPI	RPI	RPI	RPI	
DIV. I ONLY	5-10-2	.35294	166	1-7-2	178	183	178	.40205	181	21	21
DIV. I NON-CONF.	4-5-1	.45	122	0-2-1	128	189	166	.42692	166	16	17
<hr/>											
TOTALS	RPI 1-25	RPI 26-50		W-L RECORDS		RPI 51-100		RPI 101-150		RPI 150+	
5-10-2	0-0-0	0-0-0		OVERALL		0-3-0		2-3-1		3-4-1	
2-3-1	0-0-0	0-0-0		HOME		0-1-0		0-1-1		2-1-0	
3-7-1	0-0-0	0-0-0		AWAY		0-2-0		2-2-0		1-3-1	
0-0-0	0-0-0	0-0-0		NEUTRAL		0-0-0		0-0-0		0-0-0	
<hr/>											
4-5-1	0-0-0	0-0-0		NON-CONFERENCE		0-2-0		2-1-0		2-2-1	
2-1-0	0-0-0	0-0-0		HOME		0-1-0		0-0-0		2-0-0	
2-4-1	0-0-0	0-0-		AWAY		0-1-0		2-1-0		0-2-1	
0-0-0	0-0-0	0-0-0		NEUTRAL		0-0-0		0-0-0		0-0-0	
<hr/>											
1-5-1	0-0-0	0-0-0		CONFERENCE		0-1-0		0-2-1		1-2-0	
0-2-1	0-0-0	0-0-0		HOME		0-0-0		0-1-1		0-1-0	
1-3-0	0-0-0	0-0-0		AWAY		0-1-0		0-1-0		1-1-0	
0-0-0	0-0-0	0-0-0		NEUTRAL		0-0-0		0-0-0		0-0-0	
<hr/>											
RPI S	Opponent	Score	RPI S	Opponent	Score	RPI S	Opponent	Score	RPI S	Opponent	Score
						52 A	Dayton	0 5	107 A	Rider	2 1
						68 H	Villanova	0 2	119 A	Fordham	0 3
						77 A	Temple	1 4	128 H	VCU	0 0
									129 H	Rhode Island	1 2
									132 A	UMBC	1 0
									136 A	Bucknell	2 4
									161 A	St. Mary's (CA)	2 3
									163 H	Siena	1 0
									165 A	Massachusetts	1 2
									168 H	Loyola Maryland	1 0
									170 A	LIU Brooklyn	0 0
									172 H	Duquesne	2 3
									173 A	San Francisco	1 5
									202 A	St. Bonaventure	3 0
						<hr/>					
			LAST 10 GAMES								
			129 H Rhode Island			1 2	172 H Duquesne			2 3	
			165 A Massachusetts			1 2	119 A Fordham			0 3	
			52 A Dayton			0 5	68 H Villanova			0 2	
			128 H VCU			0 0	170 A LIU Brooklyn			0 0	
			202 A St. Bonaventure			3 0	77 A Temple			1 4	

Non-Div. I Games:

La Salle

Average RPI Win: 177		WON-LOST RECORD		WINNING PCT. RANK		LAST 10 GAMES		STRENGTH OF SCHEDULE		OPP. STRENGTH OF SCHEDULE		TEAM RPI		ADJ RPI		CONF. RPI		ADJ CONF. RPI	
DIV. I ONLY		5-5-1		.5 98		5-4-1		206		125		186		.40174 182		20		20	
DIV. I NON-CONF.		4-3-0		.57143 68		4-2-0		205		108		190		.39567 186		19		20	
TOTALS		RPI 1-25		RPI 26-50		W-L RECORDS		RPI 51-100		RPI 101-150		RPI 150+							
5-5-1		0-0-0		0-1-0		OVERALL		0-1-0		1-2-0		4-1-1							
2-4-1		0-0-0		0-1-0		HOME		0-1-0		1-1-0		1-1-1							
3-1-0		0-0-0		0-0-0		AWAY		0-0-0		0-1-0		3-0-0							
0-0-0		0-0-0		0-0-0		NEUTRAL		0-0-0		0-0-0		0-0-0							
4-3-0		0-0-0		0-0-0		NON-CONFERENCE		0-1-0		1-2-0		3-0-0							
2-2-0		0-0-0		0-0-0		HOME		0-1-0		1-1-0		1-0-0							
2-1-0		0-0-0		0-0-		AWAY		0-0-0		0-1-0		2-0-0							
0-0-0		0-0-0		0-0-0		NEUTRAL		0-0-0		0-0-0		0-0-0							
1-2-1		0-0-0		0-1-0		CONFERENCE		0-0-0		0-0-0		1-1-1							
0-2-1		0-0-0		0-1-0		HOME		0-0-0		0-0-0		0-1-1							
1-0-0		0-0-0		0-0-0		AWAY		0-0-0		0-0-0		1-0-0							
0-0-0		0-0-0		0-0-0		NEUTRAL		0-0-0		0-0-0		0-0-0							
RPI	S	Opponent		Score		RPI	S	Opponent		Score		RPI	S	Opponent		Score			
						42	H	FGCU		0 4		90	H	Wofford		1 2			
												115	A	Davidson		1 2			
												122	H	Winthrop		5 4			
												135	H	UNC Asheville		0 2			
												167	H	Stetson		0 0			
												169	A	Gardner-Webb		3 2			
												175	H	Lipscomb		0 3			
												190	A	Jacksonville		3 1			
												201	A	Presbyterian		7 0			
												205	H	VMI		3 0			
LAST 10 GAMES																			
						42	H	FGCU		0 4		169	A	Gardner-Webb		3 2			
						167	H	Stetson		0 0		122	H	Winthrop		5 4			
						190	A	Jacksonville		3 1		90	H	Wofford		1 2			
						175	H	Lipscomb		0 3		205	H	VMI		3 0			
						115	A	Davidson		1 2		201	A	Presbyterian		7 0			

Non-Div. I Games:

USC Upstate

Liberty

Liberty

Average RPI Win: 138		WON-LOST	WINNING	LAST 10	STRENGTH OF	OPP. STRENGTH	TEAM	ADJ	CONF.	ADJ CONF.		
Average RPI Loss: 106		RECORD	PCT. RANK	GAMES	SCHEDULE	OF SCHEDULE	RPI	RPI	RPI	RPI		
DIV. I ONLY		3-10-1	.25	182	3-6-1	157	160	188	.39654	184	13	13
DIV. I NON-CONF.		2-7-1	.25	177	2-3-1	91	176	171	.42376	169	11	11
<hr/>												
TOTALS		RPI 1-25		RPI 26-50		W-L RECORDS		RPI 51-100		RPI 101-150		RPI 150+
3-10-1		0-0-0		0-0-0		OVERALL		1-5-0		1-3-0		1-2-1
2-3-1		0-0-0		0-0-0		HOME		1-3-0		1-0-0		0-0-1
1-5-0		0-0-0		0-0-0		AWAY		0-1-0		0-2-0		1-2-0
0-2-0		0-0-0		0-0-0		NEUTRAL		0-1-0		0-1-0		0-0-0
<hr/>												
2-7-1		0-0-0		0-0-0		NON-CONFERENCE		1-3-0		1-3-0		0-1-1
2-1-1		0-0-0		0-0-0		HOME		1-1-0		1-0-0		0-0-1
0-4-0		0-0-0		0-0-		AWAY		0-1-0		0-2-0		0-1-0
0-2-0		0-0-0		0-0-0		NEUTRAL		0-1-0		0-1-0		0-0-0
<hr/>												
1-3-0		0-0-0		0-0-0		CONFERENCE		0-2-0		0-0-0		1-1-0
0-2-0		0-0-0		0-0-0		HOME		0-2-0		0-0-0		0-0-0
1-1-0		0-0-0		0-0-0		AWAY		0-0-0		0-0-0		1-1-0
0-0-0		0-0-0		0-0-0		NEUTRAL		0-0-0		0-0-0		0-0-0
<hr/>												
RPI	S	Opponent	Score	RPI	S	Opponent	Score	RPI	S	Opponent	Score	
						56 H Brown	0 1			102 A Hartwick	0 2	
						57 N Oregon St.	0 2			126 N Cleveland St.	1 2	
						61 H Harvard	0 2			140 H Air Force	2 1	
						70 H Colgate	1 0			142 A Lafayette	1 2	
						75 H Binghamton	0 1			172 H Duquesne	0 0	
						91 A Lehigh	0 1			176 A Buffalo	0 2	
										177 A Penn	0 2	
										203 A Yale	2 1	
<hr/>												
LAST 10 GAMES												
						56 H Brown	0 1			176 A Buffalo	0 2	
						203 A Yale	2 1			102 A Hartwick	0 2	
						70 H Colgate	1 0			140 H Air Force	2 1	
						61 H Harvard	0 2			172 H Duquesne	0 0	
						177 A Penn	0 2			75 H Binghamton	0 1	

Non-Div. I Games:

Cornell

Average RPI Win:		0	WON-LOST		WINNING	LAST 10		STRENGTH OF		OPP. STRENGTH	TEAM	ADJ		CONF.	ADJ CONF.		
Average RPI Loss:		89	RECORD		PCT. RANK	GAMES		SCHEDULE		OF SCHEDULE	RPI	RPI		RPI	RPI		
DIV. I ONLY			0-12-1		.03846	203	0-10-0		62		101	194	.39542	185	6	6	
DIV. I NON-CONF.			0-6-1		.07143	201	0-4-0		50		178	187	.40335	180	6	6	
TOTALS		RPI 1-25		RPI 26-50		W-L RECORDS		RPI 51-100		RPI 101-150		RPI 150+					
0-12-1		0-1-0		0-2-0		OVERALL		0-3-0		0-6-1		0-0-0					
0-6-0		0-1-0		0-1-0		HOME		0-0-0		0-4-0		0-0-0					
0-6-0		0-0-0		0-1-0		AWAY		0-3-0		0-2-0		0-0-0					
0-0-1		0-0-0		0-0-0		NEUTRAL		0-0-0		0-0-1		0-0-0					
0-6-1		0-0-0		0-1-0		NON-CONFERENCE		0-2-0		0-3-1		0-0-0					
0-2-0		0-0-0		0-0-0		HOME		0-0-0		0-2-0		0-0-0					
0-4-0		0-0-0		0-0-		AWAY		0-2-0		0-1-0		0-0-0					
0-0-1		0-0-0		0-0-0		NEUTRAL		0-0-0		0-0-1		0-0-0					
0-6-0		0-1-0		0-1-0		CONFERENCE		0-1-0		0-3-0		0-0-0					
0-4-0		0-1-0		0-1-0		HOME		0-0-0		0-2-0		0-0-0					
0-2-0		0-0-0		0-0-0		AWAY		0-1-0		0-1-0		0-0-0					
0-0-0		0-0-0		0-0-0		NEUTRAL		0-0-0		0-0-0		0-0-0					
RPI	S	Opponent		Score		RPI	S	Opponent		Score		RPI	S	Opponent		Score	
6	H	Creighton		2 <div>4</div>		39	H	Butler		0 <div>3</div>		84	A	Providence		0 <div>4</div>	
						48	A	Princeton		2 <div>3</div>							

Non-Div. I Games:

Seton Hall

Average RPI Win:	151	WON-LOST RECORD	WINNING PCT. RANK	LAST 10 GAMES	STRENGTH OF SCHEDULE	OPP. STRENGTH OF SCHEDULE	TEAM RPI	ADJ RPI	CONF. RPI	ADJ CONF. RPI					
DIV. I ONLY		1-11-2	.14286	197	1-8-1	93	79	187	.39431	186	5	5			
DIV. I NON-CONF.		0-5-2	.14286	193	0-2-1	143	172	196	.36244	197	2	3			
<hr/>															
TOTALS	RPI 1-25	RPI 26-50		W-L RECORDS		RPI 51-100		RPI 101-150		RPI 150+					
1-11-2	0-2-0	0-3-1		OVERALL		0-2-0		0-2-0		1-2-1					
1-4-2	0-2-0	0-1-1		HOME		0-0-0		0-0-0		1-1-1					
0-6-0	0-0-0	0-2-0		AWAY		0-1-0		0-2-0		0-1-0					
0-1-0	0-0-0	0-0-0		NEUTRAL		0-1-0		0-0-0		0-0-0					
0-5-2	0-0-0	0-0-1		NON-CONFERENCE		0-1-0		0-2-0		0-2-1					
0-1-2	0-0-0	0-0-1		HOME		0-0-0		0-0-0		0-1-1					
0-3-0	0-0-0	0-0-		AWAY		0-0-0		0-2-0		0-1-0					
0-1-0	0-0-0	0-0-0		NEUTRAL		0-1-0		0-0-0		0-0-0					
1-6-0	0-2-0	0-3-0		CONFERENCE		0-1-0		0-0-0		1-0-0					
1-3-0	0-2-0	0-1-0		HOME		0-0-0		0-0-0		1-0-0					
0-3-0	0-0-0	0-2-0		AWAY		0-1-0		0-0-0		0-0-0					
0-0-0	0-0-0	0-0-0		NEUTRAL		0-0-0		0-0-0		0-0-0					
<hr/>															
RPI	S	Opponent	Score	RPI	S	Opponent	Score	RPI	S	Opponent	Score				
16	H	Old Dominion	1 <div>2</div>	28	H	Charlotte	0 <div>2</div>	92	A	UAB	0 <div>3</div>	105	A	Northern Ill.	0 <div>1</div>
20	H	FIU	2 <div>7</div>	32	A	South Carolina	1 <div>2</div>	93	N	Loyola Chicago	0 <div>1</div>	111	A	UCF	0 <div>5</div>
				42	H	FGCU	0 <div>0</div>					151	H	Marshall	1 0
				46	A	Kentucky	0 <div>3</div>					164	H	Fairfield	1 <div>2</div>
												167	A	Stetson	1 <div>2</div>
												190	H	Jacksonville	1 <div>1</div>

Non-Div. I Games:

Fla. Atlantic

Average RPI Win:		174	WON-LOST RECORD		WINNING PCT. RANK		LAST 10 GAMES		STRENGTH OF SCHEDULE		OPP. STRENGTH OF SCHEDULE		TEAM RPI		ADJ RPI		CONF. RPI		ADJ CONF. RPI	
DIV. I ONLY			2-12-0		.14286 197		1-9-0		105		172		192		.39182 187		19		17	
DIV. I NON-CONF.			2-7-0		.22222 183		1-4-0		156		145		194		.36899 194		20		19	
TOTALS		RPI 1-25		RPI 26-50		W-L RECORDS		RPI 51-100		RPI 101-150		RPI 150+								
2-12-0		0-1-0		0-2-0		OVERALL		0-4-0		0-3-0		2-2-0								
1-5-0		0-0-0		0-1-0		HOME		0-2-0		0-2-0		1-0-0								
1-6-0		0-1-0		0-1-0		AWAY		0-2-0		0-0-0		1-2-0								
0-1-0		0-0-0		0-0-0		NEUTRAL		0-0-0		0-1-0		0-0-0								
2-7-0		0-1-0		0-2-0		NON-CONFERENCE		0-0-0		0-2-0		2-2-0								
1-2-0		0-0-0		0-1-0		HOME		0-0-0		0-1-0		1-0-0								
1-4-0		0-1-0		0-0-		AWAY		0-0-0		0-0-0		1-2-0								
0-1-0		0-0-0		0-0-0		NEUTRAL		0-0-0		0-1-0		0-0-0								
0-5-0		0-0-0		0-0-0		CONFERENCE		0-4-0		0-1-0		0-0-0								
0-3-0		0-0-0		0-0-0		HOME		0-2-0		0-1-0		0-0-0								
0-2-0		0-0-0		0-0-0		AWAY		0-2-0		0-0-0		0-0-0								
0-0-0		0-0-0		0-0-0		NEUTRAL		0-0-0		0-0-0		0-0-0								
RPI	S	Opponent		Score		RPI	S	Opponent		Score		RPI	S	Opponent		Score				
19	A	Indiana		0	3	39	H	Butler		2	3	53	A	SIUE		0	2			
						46	A	Kentucky		1	4	89	H	Missouri St.		2	4			
												93	A	Loyola Chicago		0	1			
												96	H	Drake		1	3			
														109 N Bowling Green		1	3			
														130 H Bradley		1	5			
														140 H Air Force		1	2			
														151 A Marshall		1	0			
														174 A Milwaukee		2	5			
														175 A Lipscomb		2	4			
														196 H Belmont		2	1			
LAST 10 GAMES																				
						89	H	Missouri St.		2	4	93	A	Loyola Chicago		0	1			
						175	A	Lipscomb		2	4	39	H	Butler		2	3			
						53	A	SIUE		0	2	96	H	Drake		1	3			
						130	H	Bradley		1	5	19	A	Indiana		0	3			
						46	A	Kentucky		1	4	151	A	Marshall		1	0			

Non-Div. I Games:

Evansville

Average RPI Win: 140		WON-LOST	WINNING	LAST 10	STRENGTH OF		OPP. STRENGTH	TEAM	ADJ		CONF.	ADJ CONF.			
Average RPI Loss: 93		RECORD	PCT. RANK	GAMES	SCHEDULE		OF SCHEDULE	RPI	RPI		RPI	RPI			
DIV. I ONLY		3-8-4	.33333	170	3-4-3		185	103	183		.39177	188			
DIV. I NON-CONF.		1-6-2	.22222	183	1-2-1		190	155	191		.3825	189			
TOTALS		RPI 1-25	RPI 26-50		W-L RECORDS		RPI 51-100		RPI 101-150		RPI 150+				
3-8-4		0-2-0	0-0-1		OVERALL		1-3-1		1-1-1		1-2-1				
2-3-3		0-0-0	0-0-1		HOME		1-1-0		0-0-1		1-2-1				
1-5-1		0-2-0	0-0-0		AWAY		0-2-1		1-1-0		0-0-0				
0-0-0		0-0-0	0-0-0		NEUTRAL		0-0-0		0-0-0		0-0-0				
1-6-2		0-1-0	0-0-0		NON-CONFERENCE		0-3-0		0-1-1		1-1-1				
1-2-2		0-0-0	0-0-0		HOME		0-1-0		0-0-1		1-1-1				
0-4-0		0-1-0	0-0-		AWAY		0-2-0		0-1-0		0-0-0				
0-0-0		0-0-0	0-0-0		NEUTRAL		0-0-0		0-0-0		0-0-0				
2-2-2		0-1-0	0-0-1		CONFERENCE		1-0-1		1-0-0		0-1-0				
1-1-1		0-0-0	0-0-1		HOME		1-0-0		0-0-0		0-1-0				
1-1-1		0-1-0	0-0-0		AWAY		0-0-1		1-0-0		0-0-0				
0-0-0		0-0-0	0-0-0		NEUTRAL		0-0-0		0-0-0		0-0-0				
RPI S	Opponent	Score		RPI S	Opponent	Score		RPI S	Opponent	Score		RPI S	Opponent	Score	
24 A	Elon	1	2	36 H	UNCW	0	0	52 H	Dayton	0	1	104 A	West Virginia	2	6
25 A	Virginia	0	2					76 A	Penn St.	0	2	127 A	Northeastern	3	2
								88 H	William & Mary	3	1	131 H	Iona	1	1
								91 A	Lehigh	1	2	183 H	Liberty	0	1
								100 A	Col. of Charleston	0	0	189 H	Drexel	0	1
												205 H	VMI	2	0
												206 H	Howard	2	2
LAST 10 GAMES															
91 A	Lehigh	1	2	36 H	UNCW	0	0								
24 A	Elon	1	2	127 A	Northeastern	3	2								
88 H	William & Mary	3	1	189 H	Drexel	0	1								
100 A	Col. of Charleston	0	0	205 H	VMI	2	0								
206 H	Howard	2	2	183 H	Liberty	0	1								

Non-Div. I Games:

James Madison

Average RPI Win: 153		WON-LOST	WINNING	LAST 10	STRENGTH OF		OPP. STRENGTH	TEAM	ADJ	CONF.	ADJ CONF.
Average RPI Loss: 105		RECORD	PCT. RANK	GAMES	SCHEDULE		OF SCHEDULE	RPI	RPI	RPI	RPI
DIV. I ONLY		3-10-1	.25	182	1-9-0		161	159	190	.38786	190
DIV. I NON-CONF.		2-6-1	.27778	171	0-5-0		150	153	184	.39722	185
TOTALS		RPI 1-25	RPI 26-50		W-L RECORDS		RPI 51-100		RPI 101-150		RPI 150+
3-10-1	0-1-0	0-1-0		OVERALL		0-2-0		2-3-0		1-3-1	
3-3-0	0-0-0	0-0-0		HOME		0-1-0		2-1-0		1-1-0	
0-7-1	0-1-0	0-1-0		AWAY		0-1-0		0-2-0		0-2-1	
0-0-0	0-0-0	0-0-0		NEUTRAL		0-0-0		0-0-0		0-0-0	
2-6-1	0-1-0	0-0-0		NON-CONFERENCE		0-1-0		2-3-0		0-1-1	
2-1-0	0-0-0	0-0-0		HOME		0-0-0		2-1-0		0-0-0	
0-5-1	0-1-0	0-0-		AWAY		0-1-0		0-2-0		0-1-1	
0-0-0	0-0-0	0-0-0		NEUTRAL		0-0-0		0-0-0		0-0-0	
1-4-0	0-0-0	0-1-0		CONFERENCE		0-1-0		0-0-0		1-2-0	
1-2-0	0-0-0	0-0-0		HOME		0-1-0		0-0-0		1-1-0	
0-2-0	0-0-0	0-1-0		AWAY		0-0-0		0-0-0		0-1-0	
0-0-0	0-0-0	0-0-0		NEUTRAL		0-0-0		0-0-0		0-0-0	
RPI S	Opponent	Score		RPI S	Opponent	Score		RPI S	Opponent	Score	
16 A	Old Dominion	0	4	42 A	FGCU	0	4	55 H	North Florida	0	1
								74 A	UNCG	0	1
								111 H	UCF	2	3
								113 A	Campbell	3	4
								128 A	VCU	0	3
								143 H	Detroit	3	1
								149 H	Georgia St.	2	1
								156 A	Ga. Southern	0	5
								167 H	Stetson	3	1
								175 A	Lipscomb	2	3
								182 H	USC Upstate	1	3
								186 A	Fla. Atlantic	1	1
LAST 10 GAMES											
	55 H	North Florida	0	1		42 A	FGCU	0	4		
	156 A	Ga. Southern	0	5		111 H	UCF	2	3		
	167 H	Stetson	3	1		74 A	UNCG	0	1		
	175 A	Lipscomb	2	3		113 A	Campbell	3	4		
	182 H	USC Upstate	1	3		128 A	VCU	0	3		

Non-Div. I Games:

Jacksonville

Average RPI Win: 177		WON-LOST	WINNING	LAST 10	STRENGTH OF	OPP. STRENGTH	TEAM	ADJ	CONF.	ADJ CONF.		
Average RPI Loss: 125		RECORD	PCT. RANK	GAMES	SCHEDULE	OF SCHEDULE	RPI	RPI	RPI	RPI		
DIV. I ONLY		3-9-1	.26923	179	3-6-1	147	200	185	.38761	191	22	23
DIV. I NON-CONF.		0-4-1	.1	198	0-1-1	89	199	172	.4171	174	22	22
<hr/>												
TOTALS		RPI 1-25		RPI 26-50		W-L RECORDS		RPI 51-100		RPI 101-150		RPI 150+
3-9-1		0-0-0		0-0-0		OVERALL		0-4-0		0-2-0		3-3-1
3-5-0		0-0-0		0-0-0		HOME		0-3-0		0-0-0		3-2-0
0-4-1		0-0-0		0-0-0		AWAY		0-1-0		0-2-0		0-1-1
0-0-0		0-0-0		0-0-0		NEUTRAL		0-0-0		0-0-0		0-0-0
<hr/>												
0-4-1		0-0-0		0-0-0		NON-CONFERENCE		0-3-0		0-0-0		0-1-1
0-3-0		0-0-0		0-0-0		HOME		0-2-0		0-0-0		0-1-0
0-1-1		0-0-0		0-0-		AWAY		0-1-0		0-0-0		0-0-1
0-0-0		0-0-0		0-0-0		NEUTRAL		0-0-0		0-0-0		0-0-0
<hr/>												
3-5-0		0-0-0		0-0-0		CONFERENCE		0-1-0		0-2-0		3-2-0
3-2-0		0-0-0		0-0-0		HOME		0-1-0		0-0-0		3-1-0
0-3-0		0-0-0		0-0-0		AWAY		0-0-0		0-2-0		0-1-0
0-0-0		0-0-0		0-0-0		NEUTRAL		0-0-0		0-0-0		0-0-0
<hr/>												
RPI	S	Opponent	Score	RPI	S	Opponent	Score	RPI	S	Opponent	Score	
						75 A Binghamton	0 1			107 A Rider	1 3	
						77 H Temple	0 1			147 A Saint Peter's	1 2	
						86 H Monmouth	1 2			162 H Marist	3 1	
						91 H Lehigh	0 1			163 A Siena	0 2	
										164 H Fairfield	1 0	
										178 H Central Conn. St.	1 3	
										193 A NJIT	2 2	
										199 H Quinnipiac	0 2	
										204 H Niagara	1 0	
<hr/>												
LAST 10 GAMES												
						162 H Marist	3 1			147 A Saint Peter's	1 2	
						86 H Monmouth	1 2			164 H Fairfield	1 0	
						107 A Rider	1 3			163 A Siena	0 2	
						199 H Quinnipiac	0 2			193 A NJIT	2 2	
						204 H Niagara	1 0			178 H Central Conn. St.	1 3	

Non-Div. I Games:

Manhattan

Average RPI Win:	180	WON-LOST	WINNING	LAST 10	STRENGTH OF	OPP. STRENGTH	TEAM	ADJ	CONF.	ADJ CONF.	
Average RPI Loss:	112	RECORD	PCT. RANK	GAMES	SCHEDULE	OF SCHEDULE	RPI	RPI	RPI	RPI	
DIV. I ONLY	3-10-2	.26667	180	2-5-2	151	190	189	.38329	192	21	21
DIV. I NON-CONF.	2-7-1	.25	177	1-2-1	122	196	181	.39558	187	16	17
TOTALS	RPI 1-25	RPI 26-50	W-L RECORDS	RPI 51-100	RPI 101-150	RPI 150+					
3-10-2	0-0-0	0-2-0	OVERALL	0-2-0	0-4-0	3-2-2					
3-3-1	0-0-0	0-0-0	HOME	0-0-0	0-1-0	3-2-1					
0-6-1	0-0-0	0-1-0	AWAY	0-2-0	0-3-0	0-0-1					
0-1-0	0-0-0	0-1-0	NEUTRAL	0-0-0	0-0-0	0-0-0					
2-7-1	0-0-0	0-2-0	NON-CONFERENCE	0-2-0	0-1-0	2-2-1					
2-2-0	0-0-0	0-0-0	HOME	0-0-0	0-0-0	2-2-0					
0-4-1	0-0-0	0-0-	AWAY	0-2-0	0-1-0	0-0-1					
0-1-0	0-0-0	0-1-0	NEUTRAL	0-0-0	0-0-0	0-0-0					
1-3-1	0-0-0	0-0-0	CONFERENCE	0-0-0	0-3-0	1-0-1					
1-1-1	0-0-0	0-0-0	HOME	0-0-0	0-1-0	1-0-1					
0-2-0	0-0-0	0-0-0	AWAY	0-0-0	0-2-0	0-0-0					
0-0-0	0-0-0	0-0-0	NEUTRAL	0-0-0	0-0-0	0-0-0					
RPI S	Opponent	Score	RPI S	Opponent	Score	RPI S	Opponent	Score	RPI S	Opponent	Score
			45 N	Utah Valley	0 3	95 A	St. Francis Brooklyn	0 2	107 A	Rider	0 4
			50 A	UNLV	2 3	97 A	Navy	0 1	115 A	Davidson	0 3
									129 A	Rhode Island	1 2
									141 H	George Washington	0 1
									152 H	George Mason	1 1
									162 H	Marist	2 3
									165 H	Massachusetts	2 0
									170 H	LIU Brooklyn	3 2
									177 H	Penn	0 3
									189 A	Drexel	0 0
									206 H	Howard	3 2
			LAST 10 GAMES								
			115 A	Davidson	0 3	177 H	Penn	0 3			
			152 H	George Mason	1 1	206 H	Howard	3 2			
			129 A	Rhode Island	1 2	189 A	Drexel	0 0			
			141 H	George Washington	0 1	97 A	Navy	0 1			
			165 H	Massachusetts	2 0	95 A	St. Francis Brooklyn	0 2			

Non-Div. I Games:

Saint Joseph's

Average RPI Win: 167		WON-LOST	WINNING	LAST 10	STRENGTH OF	OPP. STRENGTH	TEAM	ADJ	CONF.	ADJ CONF.				
Average RPI Loss: 148		RECORD	PCT. RANK	GAMES	SCHEDULE	OF SCHEDULE	RPI	RPI	RPI	RPI				
DIV. I ONLY		4-7-4	.4	148	2-4-4	188	203	182	.37892	193	24	24		
DIV. I NON-CONF.		3-5-4	.41667	145	1-2-4	153	203	178	.3899	188	23	23		
<hr/>														
TOTALS		RPI 1-25		RPI 26-50		W-L RECORDS		RPI 51-100		RPI 101-150		RPI 150+		
4-7-4		0-0-0		0-0-0		OVERALL		1-0-0		0-4-2		3-3-2		
2-2-2		0-0-0		0-0-0		HOME		1-0-0		0-2-1		1-0-1		
2-5-2		0-0-0		0-0-0		AWAY		0-0-0		0-2-1		2-3-1		
0-0-0		0-0-0		0-0-0		NEUTRAL		0-0-0		0-0-0		0-0-0		
3-5-4		0-0-0		0-0-0		NON-CONFERENCE		1-0-0		0-2-2		2-3-2		
2-1-2		0-0-0		0-0-0		HOME		1-0-0		0-1-1		1-0-1		
1-4-2		0-0-0		0-0-		AWAY		0-0-0		0-1-1		1-3-1		
0-0-0		0-0-0		0-0-0		NEUTRAL		0-0-0		0-0-0		0-0-0		
1-2-0		0-0-0		0-0-0		CONFERENCE		0-0-0		0-2-0		1-0-0		
0-1-0		0-0-0		0-0-0		HOME		0-0-0		0-1-0		0-0-0		
1-1-0		0-0-0		0-0-0		AWAY		0-0-0		0-1-0		1-0-0		
0-0-0		0-0-0		0-0-0		NEUTRAL		0-0-0		0-0-0		0-0-0		
RPI	S	Opponent		Score	RPI	S	Opponent		Score	RPI	S	Opponent	Score	
							95	H St. Francis Brooklyn	3 2	102	H	Hartwick	1 2	
										107	A	Rider	0 2	
										119	A	Fordham	0 0	
										129	H	Rhode Island	0 2	
										142	H	Lafayette	0 0	
										149	A	Georgia St.	1 6	
										162	A	Marist	2 0	
										170	A	LIU Brooklyn	0 1	
										178	A	Central Conn. St.	0 0	
										180	A	Canisius	0 1	
										191	H	Manhattan	2 2	
										202	A	St. Bonaventure	1 2	
										204	H	Niagara	3 2	
										206	A	Howard	3 0	
<hr/>														
LAST 10 GAMES														
							206	A	Howard	3 0	95	H	St. Francis Brooklyn	3 2
							102	H	Hartwick	1 2	170	A	LIU Brooklyn	0 1
							142	H	Lafayette	0 0	119	A	Fordham	0 0
							149	A	Georgia St.	1 6	107	A	Rider	0 2
							178	A	Central Conn. St.	0 0	191	H	Manhattan	2 2

Non-Div. I Games:

NJIT

UTRGV

Average RPI Win: 126		WON-LOST RECORD	WINNING PCT. RANK		LAST 10 GAMES	STRENGTH OF SCHEDULE	OPP. STRENGTH OF SCHEDULE	TEAM RPI	ADJ RPI	CONF. RPI	ADJ CONF. RPI		
Average RPI Loss: 106													
DIV. I ONLY		2-10-1	.19231	191	1-8-0	127	171	191	.37771	194	12	12	
DIV. I NON-CONF.		1-4-1	.25	177	0-2-0	192	166	202	.34204	203	21	21	
<hr/>													
TOTALS		RPI 1-25		RPI 26-50		W-L RECORDS		RPI 51-100		RPI 101-150		RPI 150+	
2-10-1		0-1-0		1-1-0		OVERALL		0-3-0		0-3-0		1-2-1	
0-3-1		0-1-0		0-1-0		HOME		0-0-0		0-0-0		0-1-1	
2-7-0		0-0-0		1-0-0		AWAY		0-3-0		0-3-0		1-1-0	
0-0-0		0-0-0		0-0-0		NEUTRAL		0-0-0		0-0-0		0-0-0	
1-4-1		0-0-0		0-0-0		NON-CONFERENCE		0-3-0		0-0-0		1-1-1	
0-1-1		0-0-0		0-0-0		HOME		0-0-0		0-0-0		0-1-1	
1-3-0		0-0-0		0-0-		AWAY		0-3-0		0-0-0		1-0-0	
0-0-0		0-0-0		0-0-0		NEUTRAL		0-0-0		0-0-0		0-0-0	
1-6-0		0-1-0		1-1-0		CONFERENCE		0-0-0		0-3-0		0-1-0	
0-2-0		0-1-0		0-1-0		HOME		0-0-0		0-0-0		0-0-0	
1-4-0		0-0-0		1-0-0		AWAY		0-0-0		0-3-0		0-1-0	
0-0-0		0-0-0		0-0-0		NEUTRAL		0-0-0		0-0-0		0-0-0	
RPI	S	Opponent		Score	RPI	S	Opponent		Score	RPI	S	Opponent	Score
12	H	Seattle		1 2	45	H	Utah Valley		0 1	72	A	Cal St. Fullerton	0 1
					50	A	UNLV		1 0	74	A	UNCG	0 2
										98	A	San Diego St.	1 3
												140 A Air Force	0 1
												144 A UMKC	2 3
												148 A Grand Canyon	0 1
												157 A Incarnate Word	0 1
												166 H IPFW	2 3
												176 H Buffalo	1 1
												201 A Presbyterian	2 0
<hr/>													
LAST 10 GAMES													
					157 A Incarnate Word	0 1	50 A UNLV	1 0					
					144 A UMKC	2 3	148 A Grand Canyon	0 1					
					140 A Air Force	0 1	72 A Cal St. Fullerton	0 1					
					12 H Seattle	1 2	98 A San Diego St.	1 3					
					45 H Utah Valley	0 1	201 A Presbyterian	2 0					

Non-Div. I Games: Huston-Tillotson 3 0 Our Lady Of The Lake 2 1

UTRGV

Average RPI Win:	139	WON-LOST RECORD	WINNING PCT. RANK	LAST 10 GAMES	STRENGTH OF SCHEDULE	OPP. STRENGTH OF SCHEDULE	TEAM RPI	ADJ RPI	CONF. RPI	ADJ CONF. RPI			
DIV. I ONLY		1-11-1	.11538	201	1-8-1	122	164	197	.37565	195	14	14	
DIV. I NON-CONF.		1-9-0	.1	198	1-6-0	70	165	183	.40202	183	9	9	
<hr/>													
TOTALS	RPI 1-25	RPI 26-50		W-L RECORDS		RPI 51-100		RPI 101-150		RPI 150+			
1-11-1	0-0-0	0-2-0		OVERALL		0-4-1		1-3-0		0-2-0			
1-2-0	0-0-0	0-0-0		HOME		0-1-0		1-1-0		0-0-0			
0-8-1	0-0-0	0-1-0		AWAY		0-3-1		0-2-0		0-2-0			
0-1-0	0-0-0	0-1-0		NEUTRAL		0-0-0		0-0-0		0-0-0			
<hr/>													
1-9-0	0-0-0	0-2-0		NON-CONFERENCE		0-4-0		1-3-0		0-0-0			
1-2-0	0-0-0	0-0-0		HOME		0-1-0		1-1-0		0-0-0			
0-6-0	0-0-0	0-0-		AWAY		0-3-0		0-2-0		0-0-0			
0-1-0	0-0-0	0-1-0		NEUTRAL		0-0-0		0-0-0		0-0-0			
<hr/>													
0-2-1	0-0-0	0-0-0		CONFERENCE		0-0-1		0-0-0		0-2-0			
0-0-0	0-0-0	0-0-0		HOME		0-0-0		0-0-0		0-0-0			
0-2-1	0-0-0	0-0-0		AWAY		0-0-1		0-0-0		0-2-0			
0-0-0	0-0-0	0-0-0		NEUTRAL		0-0-0		0-0-0		0-0-0			
<hr/>													
RPI	S	Opponent	Score	RPI	S	Opponent	Score	RPI	S	Opponent	Score		
				45	N	Utah Valley	1 2	83	A	CSU Bakersfield	0 2		
				50	A	UNLV	0 2	87	A	Santa Clara	0 0		
								96	A	Drake	1 2		
								98	H	San Diego St.	0 1		
								99	A	Omaha	1 2		
										117	A	UC Davis	0 6
										125	A	Sacramento St.	0 1
										139	H	San Jose St.	3 0
										148	H	Grand Canyon	1 2
										161	A	St. Mary's (CA)	0 1
										173	A	San Francisco	0 3
<hr/>													
LAST 10 GAMES													
				87	A	Santa Clara	0 0	148	H	Grand Canyon	1 2		
				173	A	San Francisco	0 3	117	A	UC Davis	0 6		
				161	A	St. Mary's (CA)	0 1	125	A	Sacramento St.	0 1		
				83	A	CSU Bakersfield	0 2	139	H	San Jose St.	3 0		
				98	H	San Diego St.	0 1	50	A	UNLV	0 2		

Non-Div. I Games:

Pacific

Average RPI Win: 166		WON-LOST	WINNING	LAST 10	STRENGTH OF		OPP. STRENGTH	TEAM	ADJ		CONF.	ADJ CONF.
Average RPI Loss: 129		RECORD	PCT. RANK	GAMES	SCHEDULE		OF SCHEDULE	RPI	RPI		RPI	RPI
DIV. I ONLY		3-11-2	.25	182	2-6-2		182	185	195		16	16
DIV. I NON-CONF.		2-6-1	.27778	171	1-1-1		193	200	198		17	16
TOTALS		RPI 1-25	RPI 26-50		W-L RECORDS		RPI 51-100		RPI 101-150		RPI 150+	
3-11-2		0-0-0	0-0-0		OVERALL		0-3-1		1-3-0		2-5-1	
3-4-0		0-0-0	0-0-0		HOME		0-1-0		1-2-0		2-1-0	
0-5-1		0-0-0	0-0-0		AWAY		0-1-1		0-1-0		0-3-0	
0-2-1		0-0-0	0-0-0		NEUTRAL		0-1-0		0-0-0		0-1-1	
2-6-1		0-0-0	0-0-0		NON-CONFERENCE		0-1-0		1-1-0		1-4-1	
2-2-0		0-0-0	0-0-0		HOME		0-0-0		1-1-0		1-1-0	
0-2-0		0-0-0	0-0-		AWAY		0-0-0		0-0-0		0-2-0	
0-2-1		0-0-0	0-0-0		NEUTRAL		0-1-0		0-0-0		0-1-1	
1-5-1		0-0-0	0-0-0		CONFERENCE		0-2-1		0-2-0		1-1-0	
1-2-0		0-0-0	0-0-0		HOME		0-1-0		0-1-0		1-0-0	
0-3-1		0-0-0	0-0-0		AWAY		0-1-1		0-1-0		0-1-0	
0-0-0		0-0-0	0-0-0		NEUTRAL		0-0-0		0-0-0		0-0-0	
RPI S	Opponent	Score	RPI S	Opponent	Score	RPI S	Opponent	Score	RPI S	Opponent	Score	
						64 H	Wright St.	0 2	108 H	Oakland	0 2	
						81 A	Northern Ky.	0 1	113 H	Campbell	2 3	
						85 A	Valparaiso	1 1	126 A	Cleveland St.	0 1	
						96 N	Drake	0 1	149 H	Georgia St.	3 1	
									156 N	Ga. Southern	1 4	
									158 H	Appalachian St.	0 1	
									159 A	Green Bay	0 3	
									171 N	IUPUI	1 1	
									174 H	Milwaukee	1 0	
									175 H	Lipscomb	2 0	
									176 A	Buffalo	1 3	
									187 A	Evansville	1 2	
LAST 10 GAMES												
						85 A	Valparaiso	1 1	159 A	Green Bay	0 3	
						64 H	Wright St.	0 2	81 A	Northern Ky.	0 1	
						126 A	Cleveland St.	0 1	108 H	Oakland	0 2	
						174 H	Milwaukee	1 0	156 N	Ga. Southern	1 4	
						149 H	Georgia St.	3 1	171 N	IUPUI	1 1	

Non-Div. I Games:

Belmont

Average RPI Win:	132	WON-LOST	WINNING	LAST 10	STRENGTH OF	OPP. STRENGTH	TEAM	ADJ	CONF.	ADJ CONF.	
Average RPI Loss:	136	RECORD	PCT. RANK	GAMES	SCHEDULE	OF SCHEDULE	RPI	RPI	RPI	RPI	
DIV. I ONLY	2-11-1	.17857	192	1-8-1	143	199	196	.36463	197	23	22
DIV. I NON-CONF.	2-7-1	.25	177	1-4-1	144	180	192	.37644	192	24	24
<hr/>											
TOTALS	RPI 1-25	RPI 26-50		W-L RECORDS	RPI 51-100		RPI 101-150		RPI 150+		
2-11-1	0-0-0	0-1-0		OVERALL	1-1-0		0-4-1		1-5-0		
1-4-1	0-0-0	0-0-0		HOME	0-0-0		0-1-1		1-3-0		
1-7-0	0-0-0	0-1-0		AWAY	1-1-0		0-3-0		0-2-0		
0-0-0	0-0-0	0-0-0		NEUTRAL	0-0-0		0-0-0		0-0-0		
<hr/>											
2-7-1	0-0-0	0-1-0		NON-CONFERENCE	1-1-0		0-3-1		1-2-0		
1-2-1	0-0-0	0-0-0		HOME	0-0-0		0-1-1		1-1-0		
1-5-0	0-0-0	0-0-		AWAY	1-1-0		0-2-0		0-1-0		
0-0-0	0-0-0	0-0-0		NEUTRAL	0-0-0		0-0-0		0-0-0		
<hr/>											
0-4-0	0-0-0	0-0-0		CONFERENCE	0-0-0		0-1-0		0-3-0		
0-2-0	0-0-0	0-0-0		HOME	0-0-0		0-0-0		0-2-0		
0-2-0	0-0-0	0-0-0		AWAY	0-0-0		0-1-0		0-1-0		
0-0-0	0-0-0	0-0-0		NEUTRAL	0-0-0		0-0-0		0-0-0		
<hr/>											
RPI S	Opponent	Score	RPI S	Opponent	Score	RPI S	Opponent	Score	RPI S	Opponent	Score
			48 A	Princeton	1 4	60 A	American	4 3	120 A	Army West Point	0 1
						91 A	Lehigh	0 3	133 A	Saint Francis (PA)	0 5
									136 H	Bucknell	2 2
									142 A	Lafayette	0 3
									146 H	Stony Brook	1 2
									152 A	George Mason	0 1
									155 A	Robert Morris	1 2
									163 H	Siena	0 1
									170 H	LIU Brooklyn	2 3
									178 H	Central Conn. St.	1 2
									203 H	Yale	3 1
<hr/>											
LAST 10 GAMES											
			133 A	Saint Francis (PA)	0 5	136 H	Bucknell	2 2			
			155 A	Robert Morris	1 2	146 H	Stony Brook	1 2			
			178 H	Central Conn. St.	1 2	163 H	Siena	0 1			
			48 A	Princeton	1 4	120 A	Army West Point	0 1			
			170 H	LIU Brooklyn	2 3	60 A	American	4 3			

Non-Div. I Games:

Fairleigh Dickinson

Average RPI Win:	203	WON-LOST	WINNING	LAST 10	STRENGTH OF	OPP. STRENGTH	TEAM	ADJ	CONF.	ADJ CONF.	
Average RPI Loss:	127	RECORD	PCT. RANK	GAMES	SCHEDULE	OF SCHEDULE	RPI	RPI	RPI	RPI	
DIV. I ONLY	1-10-1	.125	199	1-9-0	148	196	200	.36129	198	23	22
DIV. I NON-CONF.	1-5-1	.21429	187	1-4-0	163	185	201	.36292	196	24	24
<hr/>											
TOTALS	RPI 1-25	RPI 26-50		W-L RECORDS	RPI 51-100		RPI 101-150		RPI 150+		
1-10-1	0-0-0	0-0-0		OVERALL	0-2-0		0-5-1		1-3-0		
1-2-0	0-0-0	0-0-0		HOME	0-0-0		0-1-0		1-1-0		
0-8-1	0-0-0	0-0-0		AWAY	0-2-0		0-4-1		0-2-0		
0-0-0	0-0-0	0-0-0		NEUTRAL	0-0-0		0-0-0		0-0-0		
<hr/>											
1-5-1	0-0-0	0-0-0		NON-CONFERENCE	0-1-0		0-4-1		1-0-0		
1-1-0	0-0-0	0-0-0		HOME	0-0-0		0-1-0		1-0-0		
0-4-1	0-0-0	0-0-		AWAY	0-1-0		0-3-1		0-0-0		
0-0-0	0-0-0	0-0-0		NEUTRAL	0-0-0		0-0-0		0-0-0		
<hr/>											
0-5-0	0-0-0	0-0-0		CONFERENCE	0-1-0		0-1-0		0-3-0		
0-1-0	0-0-0	0-0-0		HOME	0-0-0		0-0-0		0-1-0		
0-4-0	0-0-0	0-0-0		AWAY	0-1-0		0-1-0		0-2-0		
0-0-0	0-0-0	0-0-0		NEUTRAL	0-0-0		0-0-0		0-0-0		
<hr/>											
RPI S	Opponent	Score	RPI S	Opponent	Score	RPI S	Opponent	Score	RPI S	Opponent	Score
						67 A	Columbia	0 1	106 H	Vermont	0 1
						95 A	St. Francis Brooklyn	0 3	112 A	Holy Cross	0 5
									120 A	Army West Point	2 3
									133 A	Saint Francis (PA)	1 6
									146 A	Stony Brook	0 0
									147 A	Saint Peter's	1 2
									154 A	Bryant	0 3
									155 A	Robert Morris	0 3
									178 H	Central Conn. St.	1 2
									203 H	Yale	2 1
			LAST 10 GAMES								
			95 A	St. Francis Brooklyn	0 3	155 A	Robert Morris	0 3			
			178 H	Central Conn. St.	1 2	147 A	Saint Peter's	1 2			
			67 A	Columbia	0 1	112 A	Holy Cross	0 5			
			154 A	Bryant	0 3	120 A	Army West Point	2 3			
			133 A	Saint Francis (PA)	1 6	203 H	Yale	2 1			

Non-Div. I Games:

Sacred Heart

Average RPI Win:	191	WON-LOST RECORD	WINNING PCT. RANK	LAST 10 GAMES	STRENGTH OF SCHEDULE	OPP. STRENGTH OF SCHEDULE	TEAM RPI	ADJ RPI	CONF. RPI	ADJ CONF. RPI			
DIV. I ONLY		1-8-6	.26667	180	1-4-5	189	163	198	.35612	199	22	23	
DIV. I NON-CONF.		0-5-2	.14286	193	0-1-1	185	59	193	.38085	190	22	22	
<hr/>													
TOTALS	RPI 1-25	RPI 26-50		W-L RECORDS		RPI 51-100		RPI 101-150		RPI 150+			
1-8-6	0-1-0	0-0-0		OVERALL		0-2-1		0-3-2		1-2-3			
0-4-3	0-0-0	0-0-0		HOME		0-1-0		0-2-1		0-1-2			
1-4-3	0-1-0	0-0-0		AWAY		0-1-1		0-1-1		1-1-1			
0-0-0	0-0-0	0-0-0		NEUTRAL		0-0-0		0-0-0		0-0-0			
<hr/>													
0-5-2	0-1-0	0-0-0		NON-CONFERENCE		0-1-1		0-2-1		0-1-0			
0-2-0	0-0-0	0-0-0		HOME		0-1-0		0-1-0		0-0-0			
0-3-2	0-1-0	0-0-		AWAY		0-0-1		0-1-1		0-1-0			
0-0-0	0-0-0	0-0-0		NEUTRAL		0-0-0		0-0-0		0-0-0			
<hr/>													
1-3-4	0-0-0	0-0-0		CONFERENCE		0-1-0		0-1-1		1-1-3			
0-2-3	0-0-0	0-0-0		HOME		0-0-0		0-1-1		0-1-2			
1-1-1	0-0-0	0-0-0		AWAY		0-1-0		0-0-0		1-0-1			
0-0-0	0-0-0	0-0-0		NEUTRAL		0-0-0		0-0-0		0-0-0			
<hr/>													
RPI S	Opponent	Score		RPI S	Opponent	Score		RPI S	Opponent	Score			
14 A	Boston College	0	1			56 H	Brown	0	2	112 H	Holy Cross	1	3
						69 A	UConn	0	0	129 A	Rhode Island	1	2
						86 A	Monmouth	1	3	131 H	Iona	0	0
										138 A	St. John's (NY)	1	1
										147 H	Saint Peter's	0	2
										162 H	Marist	1	1
										164 H	Fairfield	0	0
										180 H	Canisius	0	1
										191 A	Manhattan	2	0
										203 A	Yale	2	3
										204 A	Niagara	1	1
<hr/>													
LAST 10 GAMES													
131 H Iona				0	0	162 H Marist				1	1		
164 H Fairfield				0	0	204 A Niagara				1	1		
180 H Canisius				0	1	147 H Saint Peter's				0	2		
191 A Manhattan				2	0	138 A St. John's (NY)				1	1		
86 A Monmouth				1	3	203 A Yale				2	3		

Non-Div. I Games:

Quinnipiac

Average RPI Win: 0		WON-LOST		WINNING		LAST 10		STRENGTH OF		OPP. STRENGTH		TEAM		ADJ		CONF.		ADJ CONF.	
Average RPI Loss: 116		RECORD		PCT. RANK		GAMES		SCHEDULE		OF SCHEDULE		RPI		RPI		RPI		RPI	
DIV. I ONLY		0-12-1		.03846 203		0-9-1		100		197		202		.35312 200		19		17	
DIV. I NON-CONF.		0-8-1		.05556 203		0-5-1		154		191		204		.32847 204		20		19	
TOTALS		RPI 1-25		RPI 26-50		W-L RECORDS		RPI 51-100		RPI 101-150		RPI 150+							
0-12-1		0-0-0		0-0-0		OVERALL		0-4-0		0-6-0		0-2-1							
0-4-1		0-0-0		0-0-0		HOME		0-1-0		0-2-0		0-1-1							
0-8-0		0-0-0		0-0-0		AWAY		0-3-0		0-4-0		0-1-0							
0-0-0		0-0-0		0-0-0		NEUTRAL		0-0-0		0-0-0		0-0-0							
0-8-1		0-0-0		0-0-0		NON-CONFERENCE		0-1-0		0-5-0		0-2-1							
0-2-1		0-0-0		0-0-0		HOME		0-0-0		0-1-0		0-1-1							
0-6-0		0-0-0		0-0-		AWAY		0-1-0		0-4-0		0-1-0							
0-0-0		0-0-0		0-0-0		NEUTRAL		0-0-0		0-0-0		0-0-0							
0-4-0		0-0-0		0-0-0		CONFERENCE		0-3-0		0-1-0		0-0-0							
0-2-0		0-0-0		0-0-0		HOME		0-1-0		0-1-0		0-0-0							
0-2-0		0-0-0		0-0-0		AWAY		0-2-0		0-0-0		0-0-0							
0-0-0		0-0-0		0-0-0		NEUTRAL		0-0-0		0-0-0		0-0-0							
RPI	S	Opponent		Score		RPI	S	Opponent		Score		RPI	S	Opponent		Score			
		</																	

Non-Div. I Games: Central Baptist 2 1

Central Ark.

Average RPI Win:	0	WON-LOST	WINNING	LAST 10	STRENGTH OF	OPP. STRENGTH	TEAM	ADJ	CONF.	ADJ CONF.	
Average RPI Loss:	124 <th>RECORD</th> <th>PCT. RANK</th> <th>GAMES</th> <th>SCHEDULE</th> <th>OF SCHEDULE</th> <th>RPI</th> <th>RPI</th> <th>RPI</th> <th>RPI</th>	RECORD	PCT. RANK	GAMES	SCHEDULE	OF SCHEDULE	RPI	RPI	RPI	RPI	
DIV. I ONLY	0-13-1	.03571	205	0-9-1	89	204	201	.33923	201	17	18
DIV. I NON-CONF.	0-8-0	0	204	0-4-0	162	206	205	.30255	205	18	18
TOTALS	RPI 1-25	RPI 26-50	W-L RECORDS	RPI 51-100	RPI 101-150	RPI 150+					
0-13-1	0-1-0	0-1-0	OVERALL	0-2-0	0-4-1	0-5-0					
0-8-0	0-1-0	0-1-0	HOME	0-0-0	0-2-0	0-4-0					
0-5-1	0-0-0	0-0-0	AWAY	0-2-0	0-2-1	0-1-0					
0-0-0	0-0-0	0-0-0	NEUTRAL	0-0-0	0-0-0	0-0-0					
0-8-0	0-0-0	0-0-0	NON-CONFERENCE	0-2-0	0-1-0	0-5-0					
0-5-0	0-0-0	0-0-0	HOME	0-0-0	0-1-0	0-4-0					
0-3-0	0-0-0	0-0-	AWAY	0-2-0	0-0-0	0-1-0					
0-0-0	0-0-0	0-0-0	NEUTRAL	0-0-0	0-0-0	0-0-0					
0-5-1	0-1-0	0-1-0	CONFERENCE	0-0-0	0-3-1	0-0-0					
0-3-0	0-1-0	0-1-0	HOME	0-0-0	0-1-0	0-0-0					
0-2-1	0-0-0	0-0-0	AWAY	0-0-0	0-2-1	0-0-0					
0-0-0	0-0-0	0-0-0	NEUTRAL	0-0-0	0-0-0	0-0-0					
RPI S Opponent	Score	RPI S Opponent	Score	RPI S Opponent	Score	RPI S Opponent	Score				
13 H Coastal Caro.	0 2	41 H Radford	0 2	78 A Mercer	0 2	113 H Campbell	1 3				
				90 A Wofford	1 3	122 A Winthrop	0 4				
						145 A Longwood	0 1				
						149 H Georgia St.	1 5				
						150 A High Point	0 0				
						156 A Ga. Southern	0 2				
						158 H Appalachian St.	0 3				
						170 H LIU Brooklyn	1 3				
						182 H USC Upstate	0 7				
						194 H UTRGV	0 2				
LAST 10 GAMES											
		113 H Campbell	1 3			158 H Appalachian St.	0 3				
		145 A Longwood	0 1			41 H Radford	0 2				
		122 A Winthrop	0 4			149 H Georgia St.	1 5				
		13 H Coastal Caro.	0 2			78 A Mercer	0 2				
		150 A High Point	0 0			194 H UTRGV	0 2				

Non-Div. I Games:

Presbyterian

Average RPI Win:	167	WON-LOST	WINNING	LAST 10	STRENGTH OF	OPP. STRENGTH	TEAM	ADJ	CONF.	ADJ CONF.					
Average RPI Loss:	146	RECORD	PCT. RANK	GAMES	SCHEDULE	OF SCHEDULE	RPI	RPI	RPI	RPI					
DIV. I ONLY	2-14-1	.14706	195	1-8-1	154	201	199	.3369	202	21	21				
DIV. I NON-CONF.	1-9-1	.13636	195	0-3-1	84	205	188	.37216	193	16	17				
<hr/>															
TOTALS	RPI 1-25	RPI 26-50		W-L RECORDS		RPI 51-100		RPI 101-150		RPI 150+					
2-14-1	0-0-0	0-0-0		OVERALL		0-2-1		1-5-0		1-7-0					
1-6-1	0-0-0	0-0-0		HOME		0-0-1		0-2-0		1-4-0					
1-7-0	0-0-0	0-0-0		AWAY		0-2-0		1-2-0		0-3-0					
0-1-0	0-0-0	0-0-0		NEUTRAL		0-0-0		0-1-0		0-0-0					
<hr/>															
1-9-1	0-0-0	0-0-0		NON-CONFERENCE		0-2-1		0-3-0		1-4-0					
1-3-1	0-0-0	0-0-0		HOME		0-0-1		0-1-0		1-2-0					
0-5-0	0-0-0	0-0-		AWAY		0-2-0		0-1-0		0-2-0					
0-1-0	0-0-0	0-0-0		NEUTRAL		0-0-0		0-1-0		0-0-0					
<hr/>															
1-5-0	0-0-0	0-0-0		CONFERENCE		0-0-0		1-2-0		0-3-0					
0-3-0	0-0-0	0-0-0		HOME		0-0-0		0-1-0		0-2-0					
1-2-0	0-0-0	0-0-0		AWAY		0-0-0		1-1-0		0-1-0					
0-0-0	0-0-0	0-0-0		NEUTRAL		0-0-0		0-0-0		0-0-0					
<hr/>															
RPI	S	Opponent	Score	RPI	S	Opponent	Score	RPI	S	Opponent	Score				
						75	H	Binghamton	0	0	102	H	Hartwick	0	1
						79	A	Western Mich.	0	8	115	H	Davidson	1	2
						95	A	St. Francis Brooklyn	0	3	128	A	VCU	0	2
						133	A	Saint Francis (PA)	0	1					
						141	A	George Washington	2	1					
						143	N	Detroit	1	2					
						165	H	Massachusetts	1	2					
						170	A	LIU Brooklyn	0	4					
						172	A	Duquesne	0	3					
						176	H	Buffalo	0	6					
						180	H	Canisius	0	3					
						181	H	La Salle	0	3					
						193	H	NJIT	2	1					
						204	A	Niagara	0	4					
						<hr/>									
LAST 10 GAMES															
172 A Duquesne				0	3	128 A VCU				0	2				
141 A George Washington				2	1	176 H Buffalo				0	6				
165 H Massachusetts				1	2	75 H Binghamton				0	0				
115 H Davidson				1	2	133 A Saint Francis (PA)				0	1				
181 H La Salle				0	3	180 H Canisius				0	3				

Non-Div. I Games:

St. Bonaventure

Average RPI Win:		199	WON-LOST RECORD		WINNING PCT. RANK		LAST 10 GAMES		STRENGTH OF SCHEDULE		OPP. STRENGTH OF SCHEDULE		TEAM RPI		ADJ RPI		CONF. RPI		ADJ CONF. RPI								
Average RPI Loss:		105																									
DIV. I ONLY			1-10-1		.125		199		1-8-1		191		154		205		.33282		203		13		13				
DIV. I NON-CONF.			1-7-0		.125		196		1-5-0		167		181		203		.34721		202		11		11				
TOTALS			RPI 1-25		RPI 26-50		W-L RECORDS		RPI 51-100		RPI 101-150		RPI 150+														
1-10-1			0-2-0		0-1-0		OVERALL		0-2-0		0-2-0		1-3-1														
1-5-0			0-2-0		0-0-0		HOME		0-1-0		0-1-0		1-1-0														
0-5-1			0-0-0		0-1-0		AWAY		0-1-0		0-1-0		0-2-1														
0-0-0			0-0-0		0-0-0		NEUTRAL		0-0-0		0-0-0		0-0-0														
1-7-0			0-1-0		0-1-0		NON-CONFERENCE		0-1-0		0-2-0		1-2-0														
1-2-0			0-1-0		0-0-0		HOME		0-0-0		0-1-0		1-0-0														
0-5-0			0-0-0		0-0-		AWAY		0-1-0		0-1-0		0-2-0														
0-0-0			0-0-0		0-0-0		NEUTRAL		0-0-0		0-0-0		0-0-0														
0-3-1			0-1-0		0-0-0		CONFERENCE		0-1-0		0-0-0		0-1-1														
0-3-0			0-1-0		0-0-0		HOME		0-1-0		0-0-0		0-1-0														
0-0-1			0-0-0		0-0-0		AWAY		0-0-0		0-0-0		0-0-1														
0-0-0			0-0-0		0-0-0		NEUTRAL		0-0-0		0-0-0		0-0-0														
RPI	S	Opponent			Score		RPI	S	Opponent			Score		RPI	S	Opponent			Score		RPI	S	Opponent			Score	
18	H	UC Santa Barbara			0	2	34	A	Rutgers			2	5	61	H	Harvard			1	3	129	H	Rhode Island			0	3
22	H	Dartmouth			0	1								77	A	Temple			0	2	131	A	Iona			1	2
																					177	A	Penn			1	1
																					184	H	Cornell			1	2
																					197	A	Fairleigh Dickinson			1	3
																					198	A	Sacred Heart			1	2
																					199	H	Quinnipiac			3	2
							LAST 10 GAMES																				
							177	A	Penn			1	1	129	H	Rhode Island			0	3							
							184	H	Cornell			1	2	131	A	Iona			1	2							
							22	H	Dartmouth			0	1	199	H	Quinnipiac			3	2							
							34	A	Rutgers			2	5	77	A	Temple			0	2							
							61	H	Harvard			1	3	18	H	UC Santa Barbara			0	2							

Non-Div. I Games:

Yale

Average RPI Win: 202		WON-LOST	WINNING	LAST 10	STRENGTH OF		OPP. STRENGTH	TEAM	ADJ		CONF.	ADJ CONF.			
Average RPI Loss: 135		RECORD	PCT. RANK	GAMES	SCHEDULE		OF SCHEDULE	RPI	RPI	RPI	RPI				
DIV. I ONLY		1-13-3	.14706	195	0-7-3		169	198	204	.32609	204	22	23		
DIV. I NON-CONF.		1-6-2	.22222	183	0-0-2		159	193	199	.34991	199	22	22		
<hr/>															
TOTALS		RPI 1-25		RPI 26-50		W-L RECORDS		RPI 51-100		RPI 101-150		RPI 150+			
1-13-3		0-0-0		0-2-0		OVERALL		0-1-0		0-4-1		1-6-2			
1-4-1		0-0-0		0-0-0		HOME		0-0-0		0-2-0		1-2-1			
0-9-2		0-0-0		0-2-0		AWAY		0-1-0		0-2-1		0-4-1			
0-0-0		0-0-0		0-0-0		NEUTRAL		0-0-0		0-0-0		0-0-0			
<hr/>															
1-6-2		0-0-0		0-2-0		NON-CONFERENCE		0-0-0		0-1-1		1-3-1			
1-2-0		0-0-0		0-0-0		HOME		0-0-0		0-0-0		1-2-0			
0-4-2		0-0-0		0-0-		AWAY		0-0-0		0-1-1		0-1-1			
0-0-0		0-0-0		0-0-0		NEUTRAL		0-0-0		0-0-0		0-0-0			
<hr/>															
0-7-1		0-0-0		0-0-0		CONFERENCE		0-1-0		0-3-0		0-3-1			
0-2-1		0-0-0		0-0-0		HOME		0-0-0		0-2-0		0-0-1			
0-5-0		0-0-0		0-0-0		AWAY		0-1-0		0-1-0		0-3-0			
0-0-0		0-0-0		0-0-0		NEUTRAL		0-0-0		0-0-0		0-0-0			
<hr/>															
RPI	S	Opponent	Score	RPI	S	Opponent	Score	RPI	S	Opponent	Score	RPI	S	Opponent	Score
				44	A	Michigan	1 2	86	A	Monmouth	3 5	107	H	Rider	0 2
				47	A	Michigan St.	0 4					114	A	Pittsburgh	1 1
												131	A	Iona	1 6
												133	A	Saint Francis (PA)	0 2
												147	H	Saint Peter's	0 1
												155	H	Robert Morris	0 1
												163	A	Siena	0 2
												172	H	Duquesne	1 3
												176	A	Buffalo	2 2
												180	A	Canisius	0 2
												191	A	Manhattan	0 1
												193	A	NJIT	2 3
												199	H	Quinnipiac	1 1
												202	H	St. Bonaventure	4 0
<hr/>															
LAST 10 GAMES															
				86	A	Monmouth	3 5	114	A	Pittsburgh	1 1				
				180	A	Canisius	0 2	199	H	Quinnipiac	1 1				
				147	H	Saint Peter's	0 1	163	A	Siena	0 2				
				107	H	Rider	0 2	131	A	Iona	1 6				
				191	A	Manhattan	0 1	176	A	Buffalo	2 2				

Non-Div. I Games:

Niagara

VMI				Through Games Of Oct. 25, 2015													
Average RPI Win:	0	WON-LOST	WINNING	LAST 10	STRENGTH OF	OPP. STRENGTH	TEAM	ADJ	CONF.	ADJ CONF.							
Average RPI Loss:	118	RECORD	PCT. RANK	GAMES	SCHEDULE	OF SCHEDULE	RPI	RPI	RPI	RPI							
DIV. I ONLY		0-16-0	0	206	0-10-0		166	173	206	.32553	205	15	15				
DIV. I NON-CONF.		0-8-0	0	204	0-2-0		196	194	206	.28609	206	15	15				
TOTALS	RPI 1-25		RPI 26-50		W-L RECORDS		RPI 51-100			RPI 101-150		RPI 150+					
0-16-0	0-0-0		0-0-0		OVERALL		0-7-0			0-6-0		0-3-0					
0-6-0	0-0-0		0-0-0		HOME		0-4-0			0-2-0		0-0-0					
0-10-0	0-0-0		0-0-0		AWAY		0-3-0			0-4-0		0-3-0					
0-0-0	0-0-0		0-0-0		NEUTRAL		0-0-0			0-0-0		0-0-0					
0-8-0	0-0-0		0-0-0		NON-CONFERENCE		0-1-0			0-4-0		0-3-0					
0-2-0	0-0-0		0-0-0		HOME		0-1-0			0-1-0		0-0-0					
0-6-0	0-0-0		0-0-		AWAY		0-0-0			0-3-0		0-3-0					
0-0-0	0-0-0		0-0-0		NEUTRAL		0-0-0			0-0-0		0-0-0					
0-8-0	0-0-0		0-0-0		CONFERENCE		0-6-0			0-2-0		0-0-0					
0-4-0	0-0-0		0-0-0		HOME		0-3-0			0-1-0		0-0-0					
0-4-0	0-0-0		0-0-0		AWAY		0-3-0			0-1-0		0-0-0					
0-0-0	0-0-0		0-0-0		NEUTRAL		0-0-0			0-0-0		0-0-0					
RPI	S	Opponent	Score	RPI	S	Opponent	Score	RPI	S	Opponent	Score	RPI	S	Opponent	Score		
								71	H	Virginia Tech	1	2	114	A	Pittsburgh	0	4
								74	H	UNCG	0	7	116	A	Furman	1	3
								78	A	Mercer	1	2	116	H	Furman	0	3
								78	H	Mercer	1	2	135	H	UNC Asheville	0	1
								82	A	ETSU	2	3	145	A	Longwood	1	4
								82	H	ETSU	0	3	150	A	High Point	0	1
								90	A	Wofford	1	3	182	A	USC Upstate	0	3
													183	A	Liberty	0	3
													188	A	James Madison	0	2
LAST 10 GAMES																	
								78	A	Mercer	1	2	90	A	Wofford	1	3
								116	A	Furman	1	3	82	A	ETSU	2	3
								82	H	ETSU	0	3	114	A	Pittsburgh	0	4
								78	H	Mercer	1	2	116	H	Furman	0	3
								74	H	UNCG	0	7	188	A	James Madison	0	2

Non-Div. I Games:

VMI

Average RPI Win: 0		WON-LOST	WINNING	LAST 10	STRENGTH OF		OPP. STRENGTH	TEAM	ADJ	CONF.	ADJ CONF.
Average RPI Loss: 135		RECORD	PCT. RANK	GAMES	SCHEDULE		OF SCHEDULE	RPI	RPI	RPI	RPI
DIV. I ONLY		0-15-2	.05882	202	0-9-1		103	206	203	.32208	206
DIV. I NON-CONF.		0-12-2	.07143	201	0-6-1		76	204	195	.34763	200
TOTALS		RPI 1-25	RPI 26-50		W-L RECORDS		RPI 51-100		RPI 101-150		RPI 150+
0-15-2	0-0-0	0-1-0		OVERALL		0-3-0		0-4-0		0-7-2	
0-5-0	0-0-0	0-0-0		HOME		0-1-0		0-1-0		0-3-0	
0-9-2	0-0-0	0-1-0		AWAY		0-2-0		0-2-0		0-4-2	
0-1-0	0-0-0	0-0-0		NEUTRAL		0-0-0		0-1-0		0-0-0	
0-12-2	0-0-0	0-1-0		NON-CONFERENCE		0-3-0		0-4-0		0-4-2	
0-3-0	0-0-0	0-0-0		HOME		0-1-0		0-1-0		0-1-0	
0-8-2	0-0-0	0-0-		AWAY		0-2-0		0-2-0		0-3-2	
0-1-0	0-0-0	0-0-0		NEUTRAL		0-0-0		0-1-0		0-0-0	
0-3-0	0-0-0	0-0-0		CONFERENCE		0-0-0		0-0-0		0-3-0	
0-2-0	0-0-0	0-0-0		HOME		0-0-0		0-0-0		0-2-0	
0-1-0	0-0-0	0-0-0		AWAY		0-0-0		0-0-0		0-1-0	
0-0-0	0-0-0	0-0-0		NEUTRAL		0-0-0		0-0-0		0-0-0	
RPI S	Opponent	Score	RPI S	Opponent	Score	RPI S	Opponent	Score	RPI S	Opponent	Score
			41 A	Radford	1 3	60 A	American	0 6	132 A	UMBC	1 2
						86 A	Monmouth	0 5	136 H	Bucknell	2 5
						95 H	St. Francis Brooklyn	0 5	141 N	George Washington	1 3
									145 A	Longwood	2 3
									152 A	George Mason	1 5
									155 A	Robert Morris	0 3
									156 H	Ga. Southern	0 2
									158 A	Appalachian St.	0 2
									170 A	LIU Brooklyn	1 1
									183 H	Liberty	1 2
									188 A	James Madison	2 2
									192 A	Saint Joseph's	2 3
									193 H	NJIT	0 3
LAST 10 GAMES											
			193 H	NJIT	0 3		188 A	James Madison	2 2		
			145 A	Longwood	2 3		155 A	Robert Morris	0 3		
			156 H	Ga. Southern	0 2		132 A	UMBC	1 2		
			136 H	Bucknell	2 5		192 A	Saint Joseph's	2 3		
			158 A	Appalachian St.	0 2		95 H	St. Francis Brooklyn	0 5		

Non-Div. I Games:

Howard