

Average RPI Win: 68		WON-LOST	WINNING	LAST 15	STRENGTH OF		OPP. STRENGTH	TEAM	ADJ	CONF.	ADJ CONF.
Average RPI Loss: 33		RECORD	PCT. RANK	GAMES	SCHEDULE		OF SCHEDULE	RPI	RPI	RPI	RPI
DIV. I ONLY		35-13-0	.72917	16	1		10	2	.65364	1	2
DIV. I NON-CONF.		21-3-0	.875	4	3		26	1	.67644	1	2
TOTALS		RPI 1-25	RPI 26-50		W-L RECORDS		RPI 51-100		RPI 101-150		RPI 150+
35-13-0		16-9-0	5-1-0		OVERALL		5-2-0		3-1-0		6-0-0
23-7-0		6-5-0	5-1-0		HOME		3-1-0		3-0-0		6-0-0
11-6-0		9-4-0	0-0-0		AWAY		2-1-0		0-1-0		0-0-0
1-0-0		1-0-0	0-0-0		NEUTRAL		0-0-0		0-0-0		0-0-0
21-3-0		9-1-0	0-0-0		NON-CONFERENCE		3-1-0		3-1-0		6-0-0
16-2-0		4-1-0	0-0-0		HOME		3-1-0		3-0-0		6-0-0
4-1-0		4-0-0	0-0-0		AWAY		0-0-0		0-1-0		0-0-0
1-0-0		1-0-0	0-0-0		NEUTRAL		0-0-0		0-0-0		0-0-0
14-10-0		7-8-0	5-1-0		CONFERENCE		2-1-0		0-0-0		0-0-0
7-5-0		2-4-0	5-1-0		HOME		0-0-0		0-0-0		0-0-0
7-5-0		5-4-0	0-0-0		AWAY		2-1-0		0-0-0		0-0-0
0-0-0		0-0-0	0-0-0		NEUTRAL		0-0-0		0-0-0		0-0-0
RPI S	Opponent	Score	RPI S	Opponent	Score	RPI S	Opponent	Score	RPI S	Opponent	Score
2 A	Florida St.	6 3	41 H	Georgia	3 5	68 H	Samford	5 3	102 A	North Florida	5 10
2 H	Florida St.	9 2	41 H	Georgia	3 2	78 H	Fla. Atlantic	16 1	126 H	Fla. Gulf Coast	3 2
2 N	Florida St.	4 1	41 H	Georgia	6 3	80 H	South Fla.	3 5	126 H	Fla. Gulf Coast	4 2
5 H	LSU	7 0	47 H	Vanderbilt	5 1	91 H	Ga. Southern	8 2	126 H	Fla. Gulf Coast	8 3
5 H	LSU	6 7	47 H	Vanderbilt	10 2	100 A	Tennessee	8 1	174 H	William & Mary	4 1
5 H	LSU	7 8	47 H	Vanderbilt	8 2	100 A	Tennessee	3 1	174 H	William & Mary	5 1
9 A	South Carolina	3 9				100 A	Tennessee	4 5	174 H	William & Mary	5 3
9 A	South Carolina	5 4							178 H	Bethune-Cookman	8 6
9 A	South Carolina	8 2							178 H	Bethune-Cookman	10 1
10 A	Kentucky	1 2							292 H	Florida A&M	15 2
10 A	Kentucky	5 1									
10 A	Kentucky	5 3									
11 H	Arkansas	3 2									
11 H	Arkansas	1 3									
11 H	Arkansas	1 5									
14 H	Cal St. Fullerton	5 8									
14 H	Cal St. Fullerton	7 3									
14 H	Cal St. Fullerton	5 2									
16 A	Miami (FL)	8 5									
16 A	Miami (FL)	13 5									
16 A	Miami (FL)	7 5									
19 A	Ole Miss	9 4									
19 A	Ole Miss	0 3									
19 A	Ole Miss	6 7									
20 H	UCF	8 0									
			LAST 15 GAMES								
			10 A	Kentucky	1 2	80 H	South Fla.	3 5			
			10 A	Kentucky	5 1	41 H	Georgia	6 3			
			10 A	Kentucky	5 3	41 H	Georgia	3 5			
			11 H	Arkansas	1 3						
			11 H	Arkansas	1 5						

Non-Div. I Games:

Florida



11	H	Arkansas	3	2
178	H	Bethune-Cookman	10	1

F  
l  
o  
r  
i  
d  
a

F  
l  
o  
r  
i  
d  
a



Average RPI Win:		78	WON-LOST RECORD		WINNING PCT. RANK		LAST 15 GAMES		STRENGTH OF SCHEDULE		OPP. STRENGTH OF SCHEDULE		TEAM RPI		ADJ RPI		CONF. RPI		ADJ CONF. RPI					
DIV. I ONLY			38-7-0		.84444		1		12-2-0		5		11		1		.65272		2		1		1	
DIV. I NON-CONF.			17-5-0		.77273		24		4-1-0		8		64		3		.62873		3		1		1	
TOTALS		RPI 1-25		RPI 26-50				W-L RECORDS				RPI 51-100				RPI 101-150				RPI 150+				
38-7-0		8-3-0		10-1-0				OVERALL				7-1-0				8-2-0				5-0-0				
25-3-0		6-1-0		5-0-0				HOME				2-0-0				8-2-0				4-0-0				
13-3-0		2-1-0		5-1-0				AWAY				5-1-0				0-0-0				1-0-0				
0-1-0		0-1-0		0-0-0				NEUTRAL				0-0-0				0-0-0				0-0-0				
17-5-0		2-3-0		0-0-0				NON-CONFERENCE				2-0-0				8-2-0				5-0-0				
14-3-0		0-1-0		0-0-0				HOME				2-0-0				8-2-0				4-0-0				
3-1-0		2-1-0		0-0-				AWAY				0-0-0				0-0-0				1-0-0				
0-1-0		0-1-0		0-0-0				NEUTRAL				0-0-0				0-0-0				0-0-0				
21-2-0		6-0-0		10-1-0				CONFERENCE				5-1-0				0-0-0				0-0-0				
11-0-0		6-0-0		5-0-0				HOME				0-0-0				0-0-0				0-0-0				
10-2-0		0-0-0		5-1-0				AWAY				5-1-0				0-0-0				0-0-0				
0-0-0		0-0-0		0-0-0				NEUTRAL				0-0-0				0-0-0				0-0-0				
RPI	S	Opponent		Score		RPI	S	Opponent		Score		RPI	S	Opponent		Score		RPI	S	Opponent		Score		
1	A	Florida		2	9	31	A	Georgia Tech		12	7	53	H	Stetson		17	8	103	H	Hofstra		9	2	
1	H	Florida		3	6	31	A	Georgia Tech		8	4	53	H	Stetson		9	1	103	H	Hofstra		10	8	
1	N	Florida		1	4	31	A	Georgia Tech		2	1	63	A	Boston College		6	17	103	H	Hofstra		13	6	
12	H	Virginia		4	3	32	H	Virginia Tech		2	1	63	A	Boston College		6	3	118	H	FIU		2	1	
12	H	Virginia		12	3	32	H	Virginia Tech		5	2	63	A	Boston College		6	5	118	H	FIU		5	8	
12	H	Virginia		7	5	32	H	Virginia Tech		11	4	98	A	Duke		10	2	118	H	FIU		3	1	
16	H	Miami (FL)		11	2	35	H	Maryland		10	3	98	A	Duke		5	0	121	H	Rhode Island		6	5	
16	H	Miami (FL)		6	1	35	H	Maryland		9	2	98	A	Duke		5	3	121	H	Rhode Island		2	0	
16	H	Miami (FL)		8	7	40	A	Wake Forest		5	7							121	H	Rhode Island		17	6	
20	A	UCF		1	0	40	A	Wake Forest		3	2							126	H	Fla. Gulf Coast		1	5	
20	A	UCF		7	6	40	A	Wake Forest		5	4							213	A	Jacksonville		3	0	
																		213	H	Jacksonville		16	9	
																		218	H	Maine		10	0	
																		218	H	Maine		18	2	
																		218	H	Maine		6	0	
						LAST 15 GAMES																		
						35	H	Maryland		9	2	16	H	Miami (FL)		6	1							
						35	H	Maryland		10	3	16	H	Miami (FL)		11	2							
						213	A	Jacksonville		3	0	63	A	Boston College		6	17							
						121	H	Rhode Island		6	5													
						121	H	Rhode Island		2	0													

Non-Div. I Games:	North Ga.	6	0
-------------------	-----------	---	---

Florida St.



121	H	Rhode Island	17	6
16	H	Miami (FL)	8	7

F  
l  
o  
r  
i  
d  
a  
S  
t  
.

F  
l  
o  
r  
i  
d  
a  
S  
t  
.



Average RPI Win: 68		WON-LOST RECORD		WINNING PCT. RANK		LAST 15 GAMES		STRENGTH OF SCHEDULE		OPP. STRENGTH OF SCHEDULE		TEAM RPI		ADJ RPI		CONF. RPI		ADJ CONF. RPI	
DIV. I ONLY		31-13-0		.70455 24		9-6-0		2		1		4		.63183 3		3		3	
DIV. I NON-CONF.		18-4-0		.81818 9		5-1-0		2		1		2		.66871 2		3		3	
TOTALS		RPI 1-25		RPI 26-50		W-L RECORDS		RPI 51-100		RPI 101-150		RPI 150+							
31-13-0		9-7-0		7-5-0		OVERALL		6-1-0		5-0-0		4-0-0							
19-10-0		7-6-0		3-3-0		HOME		4-1-0		4-0-0		1-0-0							
11-3-0		2-1-0		4-2-0		AWAY		1-0-0		1-0-0		3-0-0							
1-0-0		0-0-0		0-0-0		NEUTRAL		1-0-0		0-0-0		0-0-0							
18-4-0		5-2-0		4-2-0		NON-CONFERENCE		3-0-0		5-0-0		1-0-0							
13-4-0		5-2-0		1-2-0		HOME		2-0-0		4-0-0		1-0-0							
5-0-0		0-0-0		3-0-		AWAY		1-0-0		1-0-0		0-0-0							
0-0-0		0-0-0		0-0-0		NEUTRAL		0-0-0		0-0-0		0-0-0							
13-9-0		4-5-0		3-3-0		CONFERENCE		3-1-0		0-0-0		3-0-0							
6-6-0		2-4-0		2-1-0		HOME		2-1-0		0-0-0		0-0-0							
6-3-0		2-1-0		1-2-0		AWAY		0-0-0		0-0-0		3-0-0							
1-0-0		0-0-0		0-0-0		NEUTRAL		1-0-0		0-0-0		0-0-0							
RPI	S	Opponent		Score		RPI	S	Opponent		Score		RPI	S	Opponent		Score			
4	H	Baylor		3	15	28	A	Oregon St.		0	3	52	A	Long Beach St.		2	1		
4	H	Baylor		9	3	28	A	Oregon St.		4	0	52	H	Long Beach St.		9	1		
4	H	Baylor		8	6	28	A	Oregon St.		6	7	59	H	UC Irvine		9	3		
6	H	Oregon		2	6	30	H	Arizona St.		3	4	73	N	Southern California		7	2		
6	H	Oregon		3	8	30	H	Arizona St.		6	5	82	H	Washington St.		4	10		
6	H	Oregon		8	6	30	H	Arizona St.		4	2	82	H	Washington St.		12	3		
7	H	Purdue		3	2	35	H	Maryland		1	2	82	H	Washington St.		12	3		
7	H	Purdue		11	15	35	H	Maryland		1	5								
7	H	Purdue		5	1	35	H	Maryland		6	5								
14	H	Cal St. Fullerton		4	2	41	A	Georgia		7	6								
15	H	Stanford		2	7	41	A	Georgia		2	0								
15	H	Stanford		7	4	41	A	Georgia		7	3								
15	H	Stanford		2	7														
21	A	Arizona		6	2														
21	A	Arizona		15	3														
21	A	Arizona		3	4														
						LAST 15 GAMES													
7	H	Purdue		11	15	59	H	UC Irvine		9	3								
7	H	Purdue		3	2	28	A	Oregon St.		6	7								
7	H	Purdue		5	1	28	A	Oregon St.		0	3								
52	A	Long Beach St.		2	1														
15	H	Stanford		2	7														

Non-Div. I Games:

UCLA



15 H Stanford	7	4
15 H Stanford	2	7

U  
C  
L  
A

U  
C  
L  
A



Average RPI Win: 91		WON-LOST RECORD		WINNING PCT. RANK		LAST 15 GAMES		STRENGTH OF SCHEDULE		OPP. STRENGTH OF SCHEDULE		TEAM RPI		ADJ RPI		CONF. RPI		ADJ CONF. RPI					
DIV. I ONLY		38-8-0		.82609		2		14-1-0		22		25		3		.63167		4					
DIV. I NON-CONF.		20-8-0		.71429		35		7-1-0		21		6		12		.60783		13					
TOTALS		RPI 1-25		RPI 26-50		W-L RECORDS		RPI 51-100		RPI 101-150		RPI 150+											
38-8-0		4-2-0		5-2-0		OVERALL		15-1-0		6-2-0		8-1-0											
27-3-0		2-0-0		4-1-0		HOME		11-0-0		5-2-0		5-0-0											
10-5-0		2-2-0		1-1-0		AWAY		3-1-0		1-0-0		3-1-0											
1-0-0		0-0-0		0-0-0		NEUTRAL		1-0-0		0-0-0		0-0-0											
20-8-0		1-2-0		5-2-0		NON-CONFERENCE		6-1-0		6-2-0		2-1-0											
16-3-0		0-0-0		4-1-0		HOME		5-0-0		5-2-0		2-0-0											
3-5-0		1-2-0		1-0-		AWAY		0-1-0		1-0-0		0-1-0											
1-0-0		0-0-0		0-0-0		NEUTRAL		1-0-0		0-0-0		0-0-0											
18-0-0		3-0-0		0-0-0		CONFERENCE		9-0-0		0-0-0		6-0-0											
11-0-0		2-0-0		0-0-0		HOME		6-0-0		0-0-0		3-0-0											
7-0-0		1-0-0		0-0-0		AWAY		3-0-0		0-0-0		3-0-0											
0-0-0		0-0-0		0-0-0		NEUTRAL		0-0-0		0-0-0		0-0-0											
RPI	S	Opponent		Score		RPI	S	Opponent		Score		RPI	S	Opponent		Score		RPI	S	Opponent		Score	
3	A	UCLA		15	3	27	H	New Mexico St.		5	0	54	N	Texas St.		5	1	112	H	Oral Roberts		3	2
3	A	UCLA		3	9	27	H	New Mexico St.		15	5	58	A	Texas-Arlington		4	5	112	H	Oral Roberts		3	2
3	A	UCLA		6	8	33	A	TCU		4	9	58	H	Texas-Arlington		6	4	112	H	Oral Roberts		8	1
17	A	Texas A&M		5	3	33	H	TCU		7	1	59	H	UC Irvine		4	2	116	H	La.-Monroe		8	7
17	H	Texas A&M		1	0	44	H	Michigan St.		0	4	59	H	UC Irvine		6	1	116	H	La.-Monroe		7	5
17	H	Texas A&M		7	5	48	A	Sam Houston St.		10	3	70	H	Memphis		2	1	125	H	Lamar		0	8
						48	H	Sam Houston St.		6	2	70	H	Memphis		7	3	125	H	Lamar		7	8
												74	H	Texas Tech		8	1	134	A	Houston		14	5
												74	H	Texas Tech		9	4	151	A	UTSA		1	4
												74	H	Texas Tech		4	3	160	A	Kansas St.		14	12
												83	H	Oklahoma St.		3	2	160	A	Kansas St.		12	11
												83	H	Oklahoma St.		5	4	160	A	Kansas St.		5	2
												83	H	Oklahoma St.		7	4	175	H	Kansas		8	6
												93	A	Missouri		3	1	175	H	Kansas		10	2
												93	A	Missouri		5	3	175	H	Kansas		9	0
												93	A	Missouri		12	7	188	H	A&M-Corpus Christi		11	1
																		188	H	A&M-Corpus Christi		15	2
						LAST 15 GAMES																	
						27	H	New Mexico St.		15	5	188	H	A&M-Corpus Christi		11	1						
						27	H	New Mexico St.		5	0	188	H	A&M-Corpus Christi		15	2						
						58	H	Texas-Arlington		6	4	160	A	Kansas St.		12	11						
						151	A	UTSA		1	4												
						17	H	Texas A&M		7	5												

Non-Div. I Games:

Baylor



17	H	Texas A&M	1	0
17	A	Texas A&M	5	3

B  
a  
y  
l  
o  
r

B  
a  
y  
l  
o  
r



Average RPI Win: 117		WON-LOST	WINNING	LAST 15	STRENGTH OF	OPP. STRENGTH	TEAM	ADJ	CONF.	ADJ CONF.							
Average RPI Loss: 37		RECORD	PCT. RANK	GAMES	SCHEDULE	OF SCHEDULE	RPI	RPI	RPI	RPI							
DIV. I ONLY		37-11-0	.77083	5	11-4-0	17	39	5	.61756	5	2	2					
DIV. I NON-CONF.		21-3-0	.875	4	3-0-0	104	213	14	.60414	15	2	2					
<hr/>																	
TOTALS		RPI 1-25		RPI 26-50		W-L RECORDS		RPI 51-100		RPI 101-150		RPI 150+					
37-11-0		8-4-0		7-4-0		OVERALL		2-2-0		5-1-0		15-0-0					
28-5-0		3-0-0		6-4-0		HOME		1-0-0		4-1-0		14-0-0					
8-6-0		5-4-0		1-0-0		AWAY		1-2-0		0-0-0		1-0-0					
1-0-0		0-0-0		0-0-0		NEUTRAL		0-0-0		1-0-0		0-0-0					
21-3-0		0-0-0		3-2-0		NON-CONFERENCE		1-0-0		2-1-0		15-0-0					
18-3-0		0-0-0		2-2-0		HOME		1-0-0		1-1-0		14-0-0					
2-0-0		0-0-0		1-0-		AWAY		0-0-0		0-0-0		1-0-0					
1-0-0		0-0-0		0-0-0		NEUTRAL		0-0-0		1-0-0		0-0-0					
16-8-0		8-4-0		4-2-0		CONFERENCE		1-2-0		3-0-0		0-0-0					
10-2-0		3-0-0		4-2-0		HOME		0-0-0		3-0-0		0-0-0					
6-6-0		5-4-0		0-0-0		AWAY		1-2-0		0-0-0		0-0-0					
0-0-0		0-0-0		0-0-0		NEUTRAL		0-0-0		0-0-0		0-0-0					
RPI	S	Opponent		Score		RPI	S	Opponent		Score		RPI	S	Opponent		Score	
1	A	Florida		8 7		29	H	Appalachian St.		4 0		55	H	Southeastern La.		4 3	
1	A	Florida		0 7		29	H	Appalachian St.		0 1		64	A	Auburn		4 3	
1	A	Florida		7 6		29	H	Appalachian St.		1 11		64	A	Auburn		3 4	
10	A	Kentucky		1 8		39	H	Mississippi St.		4 3		64	A	Auburn		2 3	
10	A	Kentucky		6 7		39	H	Mississippi St.		1 7						139 H Alabama	
10	A	Kentucky		5 4		39	H	Mississippi St.		3 2						139 H Alabama	
11	H	Arkansas		3 2		41	H	Georgia		3 5						139 H Alabama	
11	H	Arkansas		10 6		41	H	Georgia		6 5						159 H Northwestern St.	
11	H	Arkansas		2 1		41	H	Georgia		8 4						164 H La.-Lafayette	
19	A	Ole Miss		12 3		49	A	Tulane		5 0						166 H Dartmouth	
19	A	Ole Miss		4 7		49	H	Tulane		9 5						166 H Dartmouth	
19	A	Ole Miss		4 3												166 H Dartmouth	
																194 H Southern U.	
																217 A McNeese St.	
																217 H McNeese St.	
																219 H Michigan	
																219 H Michigan	
																253 H Grambling	
																258 H Air Force	
																258 H Air Force	
																267 H Alcorn St.	
																267 H Alcorn St.	
LAST 15 GAMES																	
19	A	Ole Miss		12 3		55	H	Southeastern La.		4 3							
19	A	Ole Miss		4 7		10	A	Kentucky		6 7							
19	A	Ole Miss		4 3		10	A	Kentucky		1 8							
49	H	Tulane		9 5													
41	H	Georgia		3 5													

Non-Div. I Games: Louisiana Col. 10 2

LSU



41	H	Georgia	8	4
41	H	Georgia	6	5

L  
S  
U

L  
S  
U



Average RPI Win: 72			WON-LOST RECORD			WINNING PCT. RANK			LAST 15 GAMES			STRENGTH OF SCHEDULE			OPP. STRENGTH OF SCHEDULE			TEAM RPI			ADJ RPI			CONF. RPI			ADJ CONF. RPI		
DIV. I ONLY			34-14-0			.70833 19			10-5-0			18			3			11			.61713 6			3			3		
DIV. I NON-CONF.			18-5-0			.78261 18			4-0-0			42			5			8			.62062 5			3			3		
TOTALS			RPI 1-25			RPI 26-50			W-L RECORDS			RPI 51-100			RPI 101-150			RPI 150+											
34-14-0			6-3-0			9-3-0			OVERALL			13-7-0			2-0-0			4-1-0											
17-6-0			0-0-0			3-1-0			HOME			8-4-0			2-0-0			4-1-0											
16-8-0			6-3-0			6-2-0			AWAY			4-3-0			0-0-0			0-0-0											
1-0-0			0-0-0			0-0-0			NEUTRAL			1-0-0			0-0-0			0-0-0											
18-5-0			0-0-0			5-0-0			NON-CONFERENCE			9-5-0			2-0-0			2-0-0											
8-2-0			0-0-0			0-0-0			HOME			4-2-0			2-0-0			2-0-0											
9-3-0			0-0-0			5-0-			AWAY			4-3-0			0-0-0			0-0-0											
1-0-0			0-0-0			0-0-0			NEUTRAL			1-0-0			0-0-0			0-0-0											
16-9-0			6-3-0			4-3-0			CONFERENCE			4-2-0			0-0-0			2-1-0											
9-4-0			0-0-0			3-1-0			HOME			4-2-0			0-0-0			2-1-0											
7-5-0			6-3-0			1-2-0			AWAY			0-0-0			0-0-0			0-0-0											
0-0-0			0-0-0			0-0-0			NEUTRAL			0-0-0			0-0-0			0-0-0											
RPI S	Opponent		Score		RPI S	Opponent		Score		RPI S	Opponent		Score		RPI S	Opponent		Score		RPI S	Opponent		Score		RPI S	Opponent		Score	
3	A	UCLA	6	2	28	H	Oregon St.	1	7	52	H	Long Beach St.	8	7	120	H	San Francisco	4	2										
3	A	UCLA	8	3	30	H	Arizona St.	3	1	52	H	Long Beach St.	3	2	120	H	San Francisco	4	1										
3	A	UCLA	6	8	30	H	Arizona St.	1	0	52	H	Long Beach St.	5	4	170	H	West Virginia	12	0										
15	A	Stanford	4	2	30	H	Arizona St.	4	3	54	A	Texas St.	6	7	202	H	Utah	5	3										
15	A	Stanford	5	0	36	A	Gonzaga	3	2	54	A	Texas St.	3	11	202	H	Utah	3	1										
15	A	Stanford	2	4	36	A	Gonzaga	8	7	65	A	Hawaii	14	5	202	H	Utah	3	4										
21	A	Arizona	6	1	42	A	Washington	3	2	65	A	Hawaii	3	2	289	H	Ark.-Pine Bluff	3	2										
21	A	Arizona	6	12	42	A	Washington	3	8	65	A	Hawaii	1	4															
21	A	Arizona	3	1	42	A	Washington	0	5	65	A	Hawaii	12	6															
					47	A	Vanderbilt	7	2	66	H	Illinois	1	2															
					47	A	Vanderbilt	4	2	67	H	Oklahoma	2	3															
					47	A	Vanderbilt	7	6	75	H	California	4	1															
										75	H	California	3	2															
										75	H	California	7	1															
										77	A	Belmont	13	4															
										82	H	Washington St.	6	10															
										82	H	Washington St.	6	2															
										82	H	Washington St.	3	8															
										87	N	Portland	3	0															
										90	H	Connecticut	4	0															
LAST 15 GAMES																													
					21	A	Arizona	3	1	75	H	California	4	1															
					21	A	Arizona	6	12	28	H	Oregon St.	1	7															
					21	A	Arizona	6	1	82	H	Washington St.	6	10															
					36	A	Gonzaga	8	7																				
					36	A	Gonzaga	3	2																				

Non-Div. I Games:

Oregon



75 H California	7	1
75 H California	3	2

O  
r  
e  
g  
o  
n

O  
r  
e  
g  
o  
n



Average RPI Win:		120	WON-LOST RECORD		WINNING PCT. RANK		LAST 15 GAMES		STRENGTH OF SCHEDULE		OPP. STRENGTH OF SCHEDULE		TEAM RPI		ADJ RPI		CONF. RPI		ADJ CONF. RPI					
DIV. I ONLY			34-9-0		.7907		3		11-4-0		54		46		10		.61596		7		11		12	
DIV. I NON-CONF.			20-5-0		.8		13		4-2-0		74		15		16		.61356		9		13		13	
TOTALS		RPI 1-25		RPI 26-50				W-L RECORDS				RPI 51-100				RPI 101-150				RPI 150+				
34-9-0		2-2-0		6-4-0				OVERALL				11-2-0				4-1-0				11-0-0				
9-2-0		0-0-0		3-1-0				HOME				3-0-0				2-1-0				1-0-0				
19-6-0		2-2-0		3-2-0				AWAY				6-2-0				0-0-0				8-0-0				
6-1-0		0-0-0		0-1-0				NEUTRAL				2-0-0				2-0-0				2-0-0				
20-5-0		2-2-0		4-3-0				NON-CONFERENCE				4-0-0				2-0-0				8-0-0				
2-0-0		0-0-0		1-0-0				HOME				0-0-0				0-0-0				1-0-0				
12-4-0		2-2-0		3-0-				AWAY				2-0-0				0-0-0				5-0-0				
6-1-0		0-0-0		0-1-0				NEUTRAL				2-0-0				2-0-0				2-0-0				
14-4-0		0-0-0		2-1-0				CONFERENCE				7-2-0				2-1-0				3-0-0				
7-2-0		0-0-0		2-1-0				HOME				3-0-0				2-1-0				0-0-0				
7-2-0		0-0-0		0-0-0				AWAY				4-2-0				0-0-0				3-0-0				
0-0-0		0-0-0		0-0-0				NEUTRAL				0-0-0				0-0-0				0-0-0				
RPI	S	Opponent		Score		RPI	S	Opponent		Score		RPI	S	Opponent		Score		RPI	S	Opponent		Score		
3	A	UCLA		1	5	34	A	Missouri St.		4	2	57	A	Illinois St.		3	2	104	N	Notre Dame		15	8	
3	A	UCLA		15	11	35	N	Maryland		1	11	62	A	Ohio St.		4	5	109	N	Southern Miss.		10	9	
3	A	UCLA		2	3	43	H	Louisville		2	1	62	A	Ohio St.		8	1	127	H	Penn St.		9	3	
23	A	East Carolina		6	4	44	H	Michigan St.		4	3	62	A	Ohio St.		8	5	127	H	Penn St.		2	0	
						44	H	Michigan St.		6	2	64	A	Auburn		9	8	127	H	Penn St.		6	16	
						44	H	Michigan St.		0	5	66	H	Illinois		3	0	198	A	Murray St.		22	1	
						45	A	Wichita St.		3	5	66	H	Illinois		5	3	198	A	Murray St.		5	2	
						45	A	Wichita St.		10	5	66	H	Illinois		4	1	198	A	Murray St.		13	2	
						45	A	Wichita St.		8	3	72	N	Western Caro.		14	7	222	N	Charleston So.		5	2	
						45	A	Wichita St.		2	8	85	A	Nebraska		8	3	229	N	Cincinnati		6	0	
												85	A	Nebraska		8	5	240	A	Northwestern		8	4	
												85	A	Nebraska		3	8	240	A	Northwestern		7	0	
												90	N	Connecticut		9	4	240	A	Northwestern		3	1	
																		241	A	Ill.-Chicago		12	2	
																		259	A	Ball St.		15	2	
																		287	H	IPFW		6	1	
LAST 15 GAMES																								
3	A	UCLA		15	11	85	A	Nebraska		8	3													
3	A	UCLA		2	3	85	A	Nebraska		3	8													
3	A	UCLA		1	5	85	A	Nebraska		8	5													
44	H	Michigan St.		0	5																			
44	H	Michigan St.		4	3																			

Non-Div. I Games: Anderson (IN) 6 1

Purdue



44	H	Michigan St.	6	2
57	A	Illinois St.	3	2

P  
u  
r  
d  
u  
e

P  
u  
r  
d  
u  
e



## North Carolina

Through Games Of Sunday, May 6

Average RPI Win:		71	WON-LOST RECORD		WINNING PCT. RANK		LAST 15 GAMES		STRENGTH OF SCHEDULE		OPP. STRENGTH OF SCHEDULE		TEAM RPI		ADJ RPI		CONF. RPI		ADJ CONF. RPI						
DIV. I ONLY			34-13-0		.7234		17		11-4-0		13		8		6		.6147		8						
DIV. I NON-CONF.			18-5-0		.78261		18		4-2-0		38		53		13		.60543		14						
TOTALS		RPI 1-25		RPI 26-50		W-L RECORDS		RPI 51-100		RPI 101-150		RPI 150+													
34-13-0		9-4-0		8-4-0		OVERALL		7-3-0		6-0-0		4-2-0													
24-9-0		3-1-0		5-3-0		HOME		6-3-0		6-0-0		4-2-0													
10-4-0		6-3-0		3-1-0		AWAY		1-0-0		0-0-0		0-0-0													
0-0-0		0-0-0		0-0-0		NEUTRAL		0-0-0		0-0-0		0-0-0													
18-5-0		1-0-0		3-0-0		NON-CONFERENCE		4-3-0		6-0-0		4-2-0													
16-5-0		1-0-0		2-0-0		HOME		3-3-0		6-0-0		4-2-0													
2-0-0		0-0-0		1-0-		AWAY		1-0-0		0-0-0		0-0-0													
0-0-0		0-0-0		0-0-0		NEUTRAL		0-0-0		0-0-0		0-0-0													
16-8-0		8-4-0		5-4-0		CONFERENCE		3-0-0		0-0-0		0-0-0													
8-4-0		2-1-0		3-3-0		HOME		3-0-0		0-0-0		0-0-0													
8-4-0		6-3-0		2-1-0		AWAY		0-0-0		0-0-0		0-0-0													
0-0-0		0-0-0		0-0-0		NEUTRAL		0-0-0		0-0-0		0-0-0													
RPI	S	Opponent		Score		RPI	S	Opponent		Score		RPI	S	Opponent		Score		RPI	S	Opponent		Score			
12	A	Virginia		5	3	26	H	Coastal Caro.		7	6	60	H	St. John's (NY)		8	4	114	H	Wright St.		3	0		
12	A	Virginia		6	2	31	H	Georgia Tech		4	11	63	H	Boston College		4	1	114	H	Wright St.		14	0		
12	A	Virginia		2	1	31	H	Georgia Tech		2	4	63	H	Boston College		6	5	114	H	Wright St.		17	3		
13	H	North Carolina St.		1	3	31	H	Georgia Tech		12	6	63	H	Boston College		15	1	130	H	High Point		10	5		
13	H	North Carolina St.		4	3	35	A	Maryland		4	3	69	H	Liberty		3	5	135	H	Princeton		15	5		
13	H	North Carolina St.		7	4	35	A	Maryland		9	5	73	H	Southern California		11	1	148	H	UNC Asheville		10	5		
16	A	Miami (FL)		0	8	35	A	Maryland		0	1	73	H	Southern California		1	0	155	H	Xavier		4	10		
16	A	Miami (FL)		0	4	40	H	Wake Forest		4	3	73	H	Southern California		2	5	155	H	Xavier		16	10		
16	A	Miami (FL)		3	4	40	H	Wake Forest		7	3	97	A	UNC Greensboro		5	1	155	H	Xavier		10	2		
23	H	East Carolina		1	0	40	H	Wake Forest		6	7	97	H	UNC Greensboro		4	8	167	H	Gardner-Webb		4	7		
24	A	Clemson		6	5	50	A	Elon		3	0							183	H	Davidson		5	4		
24	A	Clemson		4	3	50	H	Elon		11	3							201	H	Winthrop		2	0		
24	A	Clemson		6	3																				
						LAST 15 GAMES																			
						63 H Boston College						4	1	31 H Georgia Tech						12	6				
						63 H Boston College						6	5	31 H Georgia Tech						4	11				
						63 H Boston College						15	1	69 H Liberty						3	5				
						201 H Winthrop						2	0												
						23 H East Carolina						1	0												

Non-Div. I Games:

North Carolina



97	H	UNC Greensboro	4	8
31	H	Georgia Tech	2	4

N  
o  
r  
t  
h  
C  
a  
r  
o  
l  
i  
n  
a

N  
o  
r  
t  
h  
C  
a  
r  
o  
l  
i  
n  
a



Average RPI Win:		99	WON-LOST		WINNING		LAST 15		STRENGTH OF		OPP. STRENGTH		TEAM		ADJ		CONF.		ADJ CONF.										
Average RPI Loss:		36	RECORD		PCT. RANK		GAMES		SCHEDULE		OF SCHEDULE		RPI		RPI		RPI		RPI										
DIV. I ONLY			36-11-0		.76596		7		12-2-0		37		4		7		.61156		9		2		2						
DIV. I NON-CONF.			20-3-0		.86957		6		1-1-0		125		24		7		.60974		11		2		2						
TOTALS		RPI 1-25		RPI 26-50		W-L RECORDS		RPI 51-100		RPI 101-150		RPI 150+																	
36-11-0		5-7-0		10-2-0		OVERALL		6-1-0		9-1-0		6-0-0																	
25-5-0		2-2-0		7-1-0		HOME		2-1-0		8-1-0		6-0-0																	
10-6-0		2-5-0		3-1-0		AWAY		4-0-0		1-0-0		0-0-0																	
1-0-0		1-0-0		0-0-0		NEUTRAL		0-0-0		0-0-0		0-0-0																	
20-3-0		2-1-0		5-1-0		NON-CONFERENCE		1-0-0		6-1-0		6-0-0																	
16-2-0		1-0-0		4-1-0		HOME		0-0-0		5-1-0		6-0-0																	
3-1-0		0-1-0		1-0-		AWAY		1-0-0		1-0-0		0-0-0																	
1-0-0		1-0-0		0-0-0		NEUTRAL		0-0-0		0-0-0		0-0-0																	
16-8-0		3-6-0		5-1-0		CONFERENCE		5-1-0		3-0-0		0-0-0																	
9-3-0		1-2-0		3-0-0		HOME		2-1-0		3-0-0		0-0-0																	
7-5-0		2-4-0		2-1-0		AWAY		3-0-0		0-0-0		0-0-0																	
0-0-0		0-0-0		0-0-0		NEUTRAL		0-0-0		0-0-0		0-0-0																	
RPI	S	Opponent		Score		RPI	S	Opponent		Score		RPI	S	Opponent		Score		RPI	S	Opponent		Score							
1	H	Florida		2 8		29	H	Appalachian St.		6 4		64	A	Auburn		5 3		123	A	Citadel		7 3							
1	H	Florida		4 5		37	A	Col. of Charleston		7 0		64	A	Auburn		12 5		123	H	Citadel		8 0							
1	H	Florida		9 3		37	H	Col. of Charleston		3 4		64	A	Auburn		11 7		135	H	Princeton		3 1							
10	A	Kentucky		3 4		39	H	Mississippi St.		5 3		94	A	Furman		8 5		135	H	Princeton		6 1							
10	A	Kentucky		3 4		39	H	Mississippi St.		7 6		100	H	Tennessee		2 1		135	H	Princeton		2 1							
10	A	Kentucky		3 6		39	H	Mississippi St.		6 4		100	H	Tennessee		4 5		139	H	Alabama		9 1							
11	A	Arkansas		8 6		47	A	Vanderbilt		6 4		100	H	Tennessee		6 1		139	H	Alabama		12 11							
11	A	Arkansas		6 7		47	A	Vanderbilt		8 3								139	H	Alabama		1 0							
11	A	Arkansas		10 7		47	A	Vanderbilt		4 12								143	H	Wofford		4 5							
24	A	Clemson		5 6		50	H	Elon		3 2								148	H	UNC Asheville		8 1							
24	H	Clemson		9 6		50	H	Elon		8 1								161	H	Presbyterian		2 1							
24	N	Clemson		3 2		50	H	Elon		6 0								183	H	Davidson		2 1							
						LAST 15 GAMES																							
						11 A Arkansas						10 7						64 A Auburn						11 7					
						11 A Arkansas						6 7						64 A Auburn						5 3					
						11 A Arkansas						8 6						64 A Auburn						12 5					
						183 H Davidson						2 1																	
						139 H Alabama						9 1																	

Non-Div. I Games: Francis Marion 4 5

South Carolina



139 H Alabama	12	11
139 H Alabama	1	0

S  
o  
u  
t  
h  
C  
a  
r  
o  
l  
l  
i  
n  
a

S  
o  
u  
t  
h  
C  
a  
r  
o  
l  
l  
i  
n  
a



Average RPI Win:	133	WON-LOST RECORD	WINNING PCT. RANK	LAST 15 GAMES	STRENGTH OF SCHEDULE	OPP. STRENGTH OF SCHEDULE	TEAM RPI	ADJ RPI	CONF. RPI	ADJ CONF. RPI		
DIV. I ONLY		37-11-0	.77083	5	7-8-0	35	35	9	.6087	10	2	2
DIV. I NON-CONF.		22-2-0	.91667	1	1-2-0	229	222	30	.58264	32	2	2
<hr/>												
TOTALS	RPI 1-25	RPI 26-50		W-L RECORDS		RPI 51-100		RPI 101-150		RPI 150+		
37-11-0	10-5-0	3-5-0		OVERALL		3-1-0		2-0-0		19-0-0		
26-5-0	8-4-0	0-1-0		HOME		0-0-0		1-0-0		17-0-0		
10-6-0	2-1-0	3-4-0		AWAY		3-1-0		1-0-0		1-0-0		
1-0-0	0-0-0	0-0-0		NEUTRAL		0-0-0		0-0-0		1-0-0		
22-2-0	0-0-0	0-2-0		NON-CONFERENCE		1-0-0		2-0-0		19-0-0		
18-1-0	0-0-0	0-1-0		HOME		0-0-0		1-0-0		17-0-0		
3-1-0	0-0-0	0-0-		AWAY		1-0-0		1-0-0		1-0-0		
1-0-0	0-0-0	0-0-0		NEUTRAL		0-0-0		0-0-0		1-0-0		
15-9-0	10-5-0	3-3-0		CONFERENCE		2-1-0		0-0-0		0-0-0		
8-4-0	8-4-0	0-0-0		HOME		0-0-0		0-0-0		0-0-0		
7-5-0	2-1-0	3-3-0		AWAY		2-1-0		0-0-0		0-0-0		
0-0-0	0-0-0	0-0-0		NEUTRAL		0-0-0		0-0-0		0-0-0		
RPI S	Opponent	Score	RPI S	Opponent	Score	RPI S	Opponent	Score	RPI S	Opponent	Score	
1 H	Florida	2 1	41 A	Georgia	6 7	71 A	S.C. Upstate	6 0	114 H	Wright St.	9 1	
1 H	Florida	1 5	41 A	Georgia	9 8	100 A	Tennessee	6 2	143 A	Wofford	10 4	
1 H	Florida	3 5	41 A	Georgia	11 2	100 A	Tennessee	6 0	155 H	Xavier	9 2	
5 H	LSU	4 5	43 A	Louisville	2 10	100 A	Tennessee	1 4	173 H	Western Ky.	7 4	
5 H	LSU	8 1	43 H	Louisville	0 12				189 H	Morehead St.	3 2	
5 H	LSU	7 6	47 A	Vanderbilt	5 2				198 H	Murray St.	2 1	
9 H	South Carolina	6 3	47 A	Vanderbilt	3 4				199 N	Eastern Mich.	10 2	
9 H	South Carolina	4 3	47 A	Vanderbilt	1 6				209 H	Canisius	5 4	
9 H	South Carolina	4 3							209 H	Canisius	7 5	
11 A	Arkansas	2 1							209 H	Canisius	19 9	
11 A	Arkansas	7 8							211 H	Tennessee Tech	10 6	
11 A	Arkansas	5 4							214 H	Dayton	19 6	
19 H	Ole Miss	8 3							220 H	Marshall	7 3	
19 H	Ole Miss	3 9							229 A	Cincinnati	10 7	
19 H	Ole Miss	3 2							229 H	Cincinnati	7 0	
									241 H	Ill.-Chicago	20 0	
									241 H	Ill.-Chicago	8 2	
									241 H	Ill.-Chicago	4 3	
									265 H	Buffalo	13 4	
									265 H	Buffalo	9 5	
									265 H	Buffalo	7 6	
			LAST 15 GAMES									
	1 H	Florida	2	1		5 H	LSU	7 6				
	1 H	Florida	1	5		5 H	LSU	8 1				
	1 H	Florida	3	5		5 H	LSU	4 5				
	47 A	Vanderbilt	1	6								
	47 A	Vanderbilt	3	4								

Non-Div. I Games:

Kentucky



47	A	Vanderbilt	5	2
43	A	Louisville	2	10

K  
e  
n  
t  
u  
c  
k  
y

K  
e  
n  
t  
u  
c  
k  
y



Average RPI Win:	101	WON-LOST RECORD	WINNING PCT. RANK	LAST 15 GAMES	STRENGTH OF SCHEDULE	OPP. STRENGTH OF SCHEDULE	TEAM RPI	ADJ RPI	CONF. RPI	ADJ CONF. RPI		
DIV. I ONLY		34-15-0	.69388	27	9-6-0	7	15	8	.60867	11	2	2
DIV. I NON-CONF.		22-3-0	.88	3	5-0-0	89	71	5	.61446	8	2	2
<hr/>												
TOTALS	RPI 1-25	RPI 26-50		W-L RECORDS		RPI 51-100		RPI 101-150		RPI 150+		
34-15-0	5-10-0	6-2-0		OVERALL		5-1-0		8-2-0		10-0-0		
27-6-0	2-4-0	4-1-0		HOME		3-0-0		8-1-0		10-0-0		
5-8-0	3-6-0	2-1-0		AWAY		0-1-0		0-0-0		0-0-0		
2-1-0	0-0-0	0-0-0		NEUTRAL		2-0-0		0-1-0		0-0-0		
22-3-0	0-0-0	2-0-0		NON-CONFERENCE		5-1-0		5-2-0		10-0-0		
20-1-0	0-0-0	2-0-0		HOME		3-0-0		5-1-0		10-0-0		
0-1-0	0-0-0	0-0-		AWAY		0-1-0		0-0-0		0-0-0		
2-1-0	0-0-0	0-0-0		NEUTRAL		2-0-0		0-1-0		0-0-0		
12-12-0	5-10-0	4-2-0		CONFERENCE		0-0-0		3-0-0		0-0-0		
7-5-0	2-4-0	2-1-0		HOME		0-0-0		3-0-0		0-0-0		
5-7-0	3-6-0	2-1-0		AWAY		0-0-0		0-0-0		0-0-0		
0-0-0	0-0-0	0-0-0		NEUTRAL		0-0-0		0-0-0		0-0-0		
RPI	S	Opponent	Score	RPI	S	Opponent	Score	RPI	S	Opponent	Score	
1	A	Florida	3 1	36	H	Gonzaga	1 0	51	N	Texas	7 3	
1	A	Florida	5 1	36	H	Gonzaga	5 3	67	A	Oklahoma	0 4	
1	A	Florida	2 3	39	A	Mississippi St.	2 11	74	N	Texas Tech	3 1	
5	A	LSU	6 10	39	A	Mississippi St.	8 0	81	H	Nevada	10 2	
5	A	LSU	1 2	39	A	Mississippi St.	8 5	93	H	Missouri	6 3	
5	A	LSU	2 3	41	H	Georgia	2 4	93	H	Missouri	2 0	
9	H	South Carolina	7 6	41	H	Georgia	8 3					
9	H	South Carolina	7 10	41	H	Georgia	8 0					
9	H	South Carolina	6 8									
10	H	Kentucky	4 5									
10	H	Kentucky	1 2									
10	H	Kentucky	8 7									
19	A	Ole Miss	11 3									
19	A	Ole Miss	0 1									
19	A	Ole Miss	2 8									
				LAST 15 GAMES								
				9	H	South Carolina	7 10	1	A	Florida	2 3	
				9	H	South Carolina	7 6	112	H	Oral Roberts	6 1	
				9	H	South Carolina	6 8	19	A	Ole Miss	11 3	
				93	H	Missouri	2 0					
				93	H	Missouri	6 3					

Non-Div. I Games:

Arkansas



1	A	Florida	3	1
1	A	Florida	5	1

A  
r  
k  
a  
n  
s  
a  
s

A  
r  
k  
a  
n  
s  
a  
s



Average RPI Win: 106		WON-LOST	WINNING	LAST 15	STRENGTH OF		OPP. STRENGTH	TEAM	ADJ	CONF.	ADJ CONF.
Average RPI Loss: 38		RECORD	PCT. RANK	GAMES	SCHEDULE		OF SCHEDULE	RPI	RPI	RPI	RPI
DIV. I ONLY		31-14-1	.68478	31	11-4-0		9	27	12	.60613	12
DIV. I NON-CONF.		17-3-1	.83333	8	4-0-0		77	210	21	.59992	21
TOTALS		RPI 1-25	RPI 26-50		W-L RECORDS		RPI 51-100		RPI 101-150		RPI 150+
31-14-1		7-8-0	6-1-0		OVERALL		4-3-0		1-2-0		13-0-1
22-7-0		3-3-0	5-1-0		HOME		1-1-0		1-2-0		12-0-0
9-6-0		4-5-0	1-0-0		AWAY		3-1-0		0-0-0		1-0-0
0-1-1		0-0-0	0-0-0		NEUTRAL		0-1-0		0-0-0		0-0-1
17-3-1		0-0-0	1-0-0		NON-CONFERENCE		2-1-0		1-2-0		13-0-1
14-3-0		0-0-0	0-0-0		HOME		1-1-0		1-2-0		12-0-0
3-0-0		0-0-0	1-0-		AWAY		1-0-0		0-0-0		1-0-0
0-0-1		0-0-0	0-0-0		NEUTRAL		0-0-0		0-0-0		0-0-1
14-11-0		7-8-0	5-1-0		CONFERENCE		2-2-0		0-0-0		0-0-0
8-4-0		3-3-0	5-1-0		HOME		0-0-0		0-0-0		0-0-0
6-6-0		4-5-0	0-0-0		AWAY		2-1-0		0-0-0		0-0-0
0-1-0		0-0-0	0-0-0		NEUTRAL		0-1-0		0-0-0		0-0-0
RPI S	Opponent	Score	RPI S	Opponent	Score	RPI S	Opponent	Score	RPI S	Opponent	Score
2 A	Florida St.	3 12	26 A	Coastal Caro.	9 3	63 N	Boston College	3 5	105 H	Seton Hall	2 5
2 A	Florida St.	3 4	32 H	Virginia Tech	4 3	69 H	Liberty	0 8	105 H	Seton Hall	10 4
2 A	Florida St.	5 7	32 H	Virginia Tech	8 10	92 A	VCU	7 5	114 H	Wright St.	4 5
8 H	North Carolina	3 5	32 H	Virginia Tech	6 5	95 H	Radford	3 2	153 H	Monmouth	13 1
8 H	North Carolina	2 6	40 H	Wake Forest	9 4	98 A	Duke	10 3	153 H	Monmouth	7 1
8 H	North Carolina	1 2	40 H	Wake Forest	4 1	98 A	Duke	3 6	153 H	Monmouth	18 4
13 A	North Carolina St.	1 5	40 H	Wake Forest	11 2	98 A	Duke	12 3	171 H	Marist	8 5
13 A	North Carolina St.	5 2							171 H	Marist	10 2
13 A	North Carolina St.	6 7							174 H	William & Mary	6 5
16 A	Miami (FL)	7 3							179 H	Towson	8 0
16 A	Miami (FL)	7 4							179 H	Towson	19 5
16 A	Miami (FL)	7 4							206 H	Richmond	7 5
24 H	Clemson	5 3							221 A	James Madison	14 6
24 H	Clemson	5 1							221 H	James Madison	15 5
24 H	Clemson	6 3							221 N	James Madison	4 4
									226 H	George Washington	16 4
									260 H	VMI	12 3
			LAST 15 GAMES								
			16 A	Miami (FL)	7 4	98 A	Duke	3 6			
			16 A	Miami (FL)	7 4	206 H	Richmond	7 5			
			16 A	Miami (FL)	7 3	8 H	North Carolina	3 5			
			92 A	VCU	7 5						
			95 H	Radford	3 2						

Non-Div. I Games:

Virginia



98	A	Duke	10	3
98	A	Duke	12	3

V  
i  
r  
g  
i  
n  
i  
a

V  
i  
r  
g  
i  
n  
i  
a



Average RPI Win:		91	WON-LOST RECORD		WINNING PCT. RANK	LAST 15 GAMES		STRENGTH OF SCHEDULE		OPP. STRENGTH OF SCHEDULE	TEAM RPI	ADJ RPI	CONF. RPI	ADJ CONF. RPI			
Average RPI Loss:		39															
DIV. I ONLY			33-12-0		.73333	14	12-3-0		38	6	14	.60513	13	1	1		
DIV. I NON-CONF.			17-4-0		.80952	10	5-1-0		72	80	19	.60272	17	1	1		
TOTALS		RPI 1-25		RPI 26-50		W-L RECORDS		RPI 51-100		RPI 101-150		RPI 150+					
33-12-0		6-5-0		10-4-0		OVERALL		6-2-0		2-1-0		9-0-0					
23-4-0		3-1-0		7-1-0		HOME		6-1-0		0-1-0		7-0-0					
7-8-0		3-4-0		3-3-0		AWAY		0-1-0		0-0-0		1-0-0					
3-0-0		0-0-0		0-0-0		NEUTRAL		0-0-0		2-0-0		1-0-0					
17-4-0		1-1-0		4-1-0		NON-CONFERENCE		1-1-0		2-1-0		9-0-0					
11-1-0		1-0-0		2-0-0		HOME		1-0-0		0-1-0		7-0-0					
3-3-0		0-1-0		2-0-		AWAY		0-1-0		0-0-0		1-0-0					
3-0-0		0-0-0		0-0-0		NEUTRAL		0-0-0		2-0-0		1-0-0					
16-8-0		5-4-0		6-3-0		CONFERENCE		5-1-0		0-0-0		0-0-0					
12-3-0		2-1-0		5-1-0		HOME		5-1-0		0-0-0		0-0-0					
4-5-0		3-3-0		1-2-0		AWAY		0-0-0		0-0-0		0-0-0					
0-0-0		0-0-0		0-0-0		NEUTRAL		0-0-0		0-0-0		0-0-0					
RPI	S	Opponent		Score		RPI	S	Opponent		Score		RPI	S	Opponent		Score	
8	A	North Carolina		4 7		26	A	Coastal Caro.		2 3		63	H	Boston College		9 0	
8	A	North Carolina		3 1		31	H	Georgia Tech		8 3		63	H	Boston College		16 9	
8	A	North Carolina		3 4		31	H	Georgia Tech		8 5		63	H	Boston College		10 11	
12	H	Virginia		5 1		31	H	Georgia Tech		6 14		84	A	Campbell		6 8	
12	H	Virginia		7 6		35	A	Maryland		0 4		84	H	Campbell		9 2	
12	H	Virginia		2 5		35	A	Maryland		3 2		98	H	Duke		8 7	
23	A	East Carolina		5 6		35	A	Maryland		6 7		98	H	Duke		8 3	
23	H	East Carolina		4 3		40	H	Wake Forest		9 5		98	H	Duke		4 0	
24	A	Clemson		6 7		40	H	Wake Forest		6 2							
24	A	Clemson		3 1		40	H	Wake Forest		5 4							
24	A	Clemson		6 3		46	A	UNC Wilmington		8 3							
						46	H	UNC Wilmington		10 0							
						50	A	Elon		8 1							
						50	H	Elon		14 2							
						LAST 15 GAMES											
						165	H	CSU Bakersfield		10 7		63	H	Boston College		16 9	
						165	H	CSU Bakersfield		2 0		63	H	Boston College		9 0	
						165	H	CSU Bakersfield		8 4		63	H	Boston College		10 11	
						98	H	Duke		8 7							
						98	H	Duke		8 3							

Non-Div. I Games:

North Carolina St.



98	H	Duke	4	0
191	H	Charlotte	6	3

N  
o  
r  
t  
h  
C  
a  
r  
o  
l  
i  
n  
a  
S  
t  
.

N  
o  
r  
t  
h  
C  
a  
r  
o  
l  
i  
n  
a  
S  
t  
.



Average RPI Win:		100	WON-LOST		WINNING		LAST 15		STRENGTH OF		OPP. STRENGTH		TEAM		ADJ		CONF.		ADJ CONF.										
Average RPI Loss:		54	RECORD		PCT. RANK		GAMES		SCHEDULE		OF SCHEDULE		RPI		RPI		RPI		RPI										
DIV. I ONLY			30-14-0		.68182		33		11-4-0		15		28		16		.60396		14		12		11						
DIV. I NON-CONF.			16-10-0		.61538		79		2-2-0		1		4		6		.6201		6		8		8						
TOTALS		RPI 1-25		RPI 26-50		W-L RECORDS		RPI 51-100		RPI 101-150		RPI 150+																	
30-14-0		3-4-0		4-2-0		OVERALL		11-6-0		4-2-0		8-0-0																	
20-6-0		0-0-0		3-1-0		HOME		9-3-0		4-2-0		4-0-0																	
10-8-0		3-4-0		1-1-0		AWAY		2-3-0		0-0-0		4-0-0																	
0-0-0		0-0-0		0-0-0		NEUTRAL		0-0-0		0-0-0		0-0-0																	
16-10-0		3-4-0		4-2-0		NON-CONFERENCE		5-3-0		2-1-0		2-0-0																	
11-3-0		0-0-0		3-1-0		HOME		5-1-0		2-1-0		1-0-0																	
5-7-0		3-4-0		1-0-		AWAY		0-2-0		0-0-0		1-0-0																	
0-0-0		0-0-0		0-0-0		NEUTRAL		0-0-0		0-0-0		0-0-0																	
14-4-0		0-0-0		0-0-0		CONFERENCE		6-3-0		2-1-0		6-0-0																	
9-3-0		0-0-0		0-0-0		HOME		4-2-0		2-1-0		3-0-0																	
5-1-0		0-0-0		0-0-0		AWAY		2-1-0		0-0-0		3-0-0																	
0-0-0		0-0-0		0-0-0		NEUTRAL		0-0-0		0-0-0		0-0-0																	
RPI	S	Opponent		Score		RPI	S	Opponent		Score		RPI	S	Opponent		Score		RPI	S	Opponent		Score							
1	A	Florida		2	5	30	A	Arizona St.		0	1	52	H	Long Beach St.		2	1	112	H	Oral Roberts		0	3						
1	A	Florida		3	7	30	A	Arizona St.		9	5	52	H	Long Beach St.		2	1	112	H	Oral Roberts		7	1						
1	A	Florida		8	5	33	H	TCU		4	2	52	H	Long Beach St.		2	7	112	H	Oral Roberts		5	3						
3	A	UCLA		2	4	33	H	TCU		2	3	59	A	UC Irvine		5	3	124	H	Cal St. Northridge		1	5						
17	A	Texas A&M		4	3	33	H	TCU		11	10	59	A	UC Irvine		13	2	124	H	Cal St. Northridge		8	6						
17	A	Texas A&M		6	5	38	H	Pepperdine		8	6	59	A	UC Irvine		1	4	124	H	Cal St. Northridge		7	2						
17	A	Texas A&M		1	6							61	H	Utah Valley		11	3	158	A	San Diego St.		7	1						
												61	H	Utah Valley		2	0	158	H	San Diego St.		3	0						
												61	H	Utah Valley		6	1	197	H	UC Davis		5	4						
												73	A	Southern California		4	7	197	H	UC Davis		5	4						
												73	H	Southern California		4	2	197	H	UC Davis		11	0						
												76	H	Cal Poly		6	1	239	A	Pacific		10	0						
												76	H	Cal Poly		6	8	239	A	Pacific		21	4						
												76	H	Cal Poly		5	4	239	A	Pacific		5	2						
												82	H	Washington St.		8	9												
												96	A	Loyola Marymount		5	6												
												96	H	Loyola Marymount		6	2												
						LAST 15 GAMES																							
						239 A Pacific						10 0						76 H Cal Poly						6 1					
						239 A Pacific						21 4						38 H Pepperdine						8 6					
						239 A Pacific						5 2						59 A UC Irvine						5 3					
						73 H Southern California						4 2																	
						96 A Loyola Marymount						5 6																	



76 H Cal Poly	5	4
76 H Cal Poly	6	8

C  
a  
l  
S  
t  
.  
F  
u  
l  
l  
e  
r  
t  
o  
n

C  
a  
l  
S  
t  
.  
F  
u  
l  
l  
e  
r  
t  
o  
n



Average RPI Win:		72	WON-LOST RECORD		WINNING PCT. RANK		LAST 15 GAMES		STRENGTH OF SCHEDULE		OPP. STRENGTH OF SCHEDULE		TEAM RPI		ADJ RPI		CONF. RPI		ADJ CONF. RPI				
DIV. I ONLY			29-14-0		.67442 35		8-7-0		11		7		13		.60263 15		3		3				
DIV. I NON-CONF.			17-4-0		.80952 10		1-2-0		83		10		15		.60226 18		3		3				
TOTALS		RPI 1-25		RPI 26-50		W-L RECORDS		RPI 51-100		RPI 101-150		RPI 150+											
29-14-0		5-7-0		9-3-0		OVERALL		9-1-0		3-1-0		3-2-0											
19-5-0		3-3-0		6-0-0		HOME		7-1-0		1-0-0		2-1-0											
10-9-0		2-4-0		3-3-0		AWAY		2-0-0		2-1-0		1-1-0											
0-0-0		0-0-0		0-0-0		NEUTRAL		0-0-0		0-0-0		0-0-0											
17-4-0		2-1-0		3-0-0		NON-CONFERENCE		6-0-0		3-1-0		3-2-0											
13-2-0		2-1-0		3-0-0		HOME		5-0-0		1-0-0		2-1-0											
4-2-0		0-0-0		0-0-		AWAY		1-0-0		2-1-0		1-1-0											
0-0-0		0-0-0		0-0-0		NEUTRAL		0-0-0		0-0-0		0-0-0											
12-10-0		3-6-0		6-3-0		CONFERENCE		3-1-0		0-0-0		0-0-0											
6-3-0		1-2-0		3-0-0		HOME		2-1-0		0-0-0		0-0-0											
6-7-0		2-4-0		3-3-0		AWAY		1-0-0		0-0-0		0-0-0											
0-0-0		0-0-0		0-0-0		NEUTRAL		0-0-0		0-0-0		0-0-0											
RPI	S	Opponent		Score		RPI	S	Opponent		Score		RPI	S	Opponent		Score							
3	A	UCLA		4 7		28	A	Oregon St.		2 4		51	H	Texas		7 2							
3	A	UCLA		7 2		28	A	Oregon St.		8 2		51	H	Texas		6 2							
3	A	UCLA		7 2		28	A	Oregon St.		4 5		51	H	Texas		15 1							
6	H	Oregon		0 5		30	H	Arizona St.		8 7		73	H	Southern California		4 2							
6	H	Oregon		2 4		30	H	Arizona St.		17 5		73	H	Southern California		4 8							
6	H	Oregon		4 2		30	H	Arizona St.		9 5		73	H	Southern California		3 2							
18	H	Rice		4 2		42	A	Washington		4 6		75	A	California		19 6							
18	H	Rice		0 1		42	A	Washington		5 2		86	A	St. Mary's (CA)		5 0							
18	H	Rice		11 6		42	A	Washington		8 6		86	H	St. Mary's (CA)		9 8							
21	A	Arizona		2 4		47	H	Vanderbilt		9 5		86	H	St. Mary's (CA)		10 4							
21	A	Arizona		7 8		47	H	Vanderbilt		8 3													
21	A	Arizona		2 6		47	H	Vanderbilt		18 5													
LAST 15 GAMES																							
28 A Oregon St.						4 5						137 H BYU						10 9					
28 A Oregon St.						2 4						30 H Arizona St.						9 5					
28 A Oregon St.						8 2						30 H Arizona St.						8 7					
193 A San Jose St.						5 8																	
3 A UCLA						7 2																	

**Non-Div. I Games:**

Stanford



3	A	UCLA	4	7
3	A	UCLA	7	2

S  
t  
a  
n  
f  
o  
r  
d

S  
t  
a  
n  
f  
o  
r  
d



Average RPI Win: 93		WON-LOST	WINNING	LAST 15	STRENGTH OF		OPP. STRENGTH	TEAM	ADJ	CONF.	ADJ CONF.
Average RPI Loss: 26		RECORD	PCT. RANK	GAMES	SCHEDULE		OF SCHEDULE	RPI	RPI	RPI	RPI
DIV. I ONLY		29-17-0	.63043	55	6-9-0		4	2	15	.60253	16
DIV. I NON-CONF.		17-5-0	.77273	24	5-1-0		12	40	4	.62485	4
TOTALS		RPI 1-25	RPI 26-50		W-L RECORDS		RPI 51-100		RPI 101-150		RPI 150+
29-17-0		5-12-0	3-3-0		OVERALL		13-1-0		1-1-0		7-0-0
22-9-0		3-7-0	2-1-0		HOME		10-0-0		0-1-0		7-0-0
7-8-0		2-5-0	1-2-0		AWAY		3-1-0		1-0-0		0-0-0
0-0-0		0-0-0	0-0-0		NEUTRAL		0-0-0		0-0-0		0-0-0
17-5-0		1-4-0	0-0-0		NON-CONFERENCE		8-0-0		1-1-0		7-0-0
14-5-0		0-4-0	0-0-0		HOME		7-0-0		0-1-0		7-0-0
3-0-0		1-0-0	0-0-		AWAY		1-0-0		1-0-0		0-0-0
0-0-0		0-0-0	0-0-0		NEUTRAL		0-0-0		0-0-0		0-0-0
12-12-0		4-8-0	3-3-0		CONFERENCE		5-1-0		0-0-0		0-0-0
8-4-0		3-3-0	2-1-0		HOME		3-0-0		0-0-0		0-0-0
4-8-0		1-5-0	1-2-0		AWAY		2-1-0		0-0-0		0-0-0
0-0-0		0-0-0	0-0-0		NEUTRAL		0-0-0		0-0-0		0-0-0
RPI S	Opponent	Score	RPI S	Opponent	Score	RPI S	Opponent	Score	RPI S	Opponent	Score
1 H	Florida	5 7	32 A	Virginia Tech	4 5	53 H	Stetson	3 2	126 A	Fla. Gulf Coast	3 0
1 H	Florida	5 13	32 A	Virginia Tech	6 4	57 H	Illinois St.	11 6	126 H	Fla. Gulf Coast	2 4
1 H	Florida	5 8	32 A	Virginia Tech	2 3	63 H	Boston College	4 1	178 H	Bethune-Cookman	5 4
2 A	Florida St.	7 8	35 H	Maryland	9 1	63 H	Boston College	5 3	178 H	Bethune-Cookman	7 0
2 A	Florida St.	1 6	35 H	Maryland	4 1	63 H	Boston College	7 3	178 H	Bethune-Cookman	4 3
2 A	Florida St.	2 11	35 H	Maryland	4 6	78 A	Fla. Atlantic	8 5	181 H	Miami (OH)	4 3
8 H	North Carolina	8 0				78 H	Fla. Atlantic	10 5	230 H	Albany (NY)	11 1
8 H	North Carolina	4 0				78 H	Fla. Atlantic	3 1	230 H	Albany (NY)	15 4
8 H	North Carolina	4 3				89 H	Rutgers	4 1	230 H	Albany (NY)	12 5
12 H	Virginia	3 7				89 H	Rutgers	6 2			
12 H	Virginia	4 7				89 H	Rutgers	9 7			
12 H	Virginia	4 7				98 A	Duke	7 1			
20 A	UCF	3 2				98 A	Duke	1 5			
20 H	UCF	1 4				98 A	Duke	2 1			
24 A	Clemson	1 3									
24 A	Clemson	1 3									
24 A	Clemson	4 2									
LAST 15 GAMES											
	178 H	Bethune-Cookman	4	3		2	A Florida St.	7	8		
	178 H	Bethune-Cookman	5	4		2	A Florida St.	1	6		
	178 H	Bethune-Cookman	7	0		2	A Florida St.	2	11		
	12 H	Virginia	4	7							
	12 H	Virginia	4	7							

Non-Div. I Games: St. Thomas (FL) 11 4

Miami (FL)



12	H	Virginia	3	7
78	H	Fla. Atlantic	3	1

M  
i  
a  
m  
i  
(  
F  
L  
)

M  
i  
a  
m  
i  
(  
F  
L  
)



Average RPI Win:		117	WON-LOST RECORD		WINNING PCT. RANK		LAST 15 GAMES		STRENGTH OF SCHEDULE		OPP. STRENGTH OF SCHEDULE		TEAM RPI		ADJ RPI		CONF. RPI		ADJ CONF. RPI					
DIV. I ONLY			34-14-0		.70833		19		6-7-0		31		55		18		.60021		17		4		4	
DIV. I NON-CONF.			21-6-0		.77778		23		2-1-0		27		63		9		.6147		7		5		5	
TOTALS		RPI 1-25			RPI 26-50			W-L RECORDS			RPI 51-100			RPI 101-150			RPI 150+							
34-14-0		1-6-0			8-0-0			OVERALL			9-4-0			2-1-0			14-3-0							
26-10-0		1-4-0			3-0-0			HOME			8-3-0			2-1-0			12-2-0							
8-4-0		0-2-0			5-0-0			AWAY			1-1-0			0-0-0			2-1-0							
0-0-0		0-0-0			0-0-0			NEUTRAL			0-0-0			0-0-0			0-0-0							
21-6-0		1-3-0			8-0-0			NON-CONFERENCE			0-1-0			2-1-0			10-1-0							
16-6-0		1-3-0			3-0-0			HOME			0-1-0			2-1-0			10-1-0							
5-0-0		0-0-0			5-0-			AWAY			0-0-0			0-0-0			0-0-0							
0-0-0		0-0-0			0-0-0			NEUTRAL			0-0-0			0-0-0			0-0-0							
13-8-0		0-3-0			0-0-0			CONFERENCE			9-3-0			0-0-0			4-2-0							
10-4-0		0-1-0			0-0-0			HOME			8-2-0			0-0-0			2-1-0							
3-4-0		0-2-0			0-0-0			AWAY			1-1-0			0-0-0			2-1-0							
0-0-0		0-0-0			0-0-0			NEUTRAL			0-0-0			0-0-0			0-0-0							
RPI	S	Opponent		Score		RPI	S	Opponent		Score		RPI	S	Opponent		Score		RPI	S	Opponent		Score		
4	A	Baylor		5	7	33	A	TCU		4	1	51	A	Texas		1	2	141	H	Holy Cross		8	2	
4	A	Baylor		0	1	38	A	Pepperdine		4	0	51	A	Texas		12	4	141	H	Holy Cross		3	7	
4	H	Baylor		3	5	38	A	Pepperdine		9	2	51	H	Texas		6	5	141	H	Holy Cross		3	2	
14	H	Cal St. Fullerton		6	1	38	A	Pepperdine		12	5	58	H	Texas-Arlington		2	3	151	H	UTSA		4	3	
14	H	Cal St. Fullerton		5	6	44	H	Michigan St.		7	3	67	H	Oklahoma		5	2	159	H	Northwestern St.		14	10	
14	H	Cal St. Fullerton		3	4	44	H	Michigan St.		9	8	67	H	Oklahoma		4	3	159	H	Northwestern St.		8	1	
18	H	Rice		4	5	44	H	Michigan St.		4	0	67	H	Oklahoma		5	3	160	H	Kansas St.		9	2	
						48	A	Sam Houston St.		10	0	74	H	Texas Tech		7	2	160	H	Kansas St.		7	2	
												74	H	Texas Tech		4	2	160	H	Kansas St.		12	15	
												74	H	Texas Tech		4	8	175	A	Kansas		3	5	
												93	H	Missouri		8	6	175	A	Kansas		6	4	
												93	H	Missouri		7	6	175	A	Kansas		8	0	
												93	H	Missouri		3	4	175	H	Stephen F. Austin		4	3	
																		203	H	Tex.-Pan American		2	5	
																		203	H	Tex.-Pan American		10	4	
																		234	H	Houston Baptist		7	2	
																		241	H	Ill.-Chicago		7	0	
																		241	H	Ill.-Chicago		10	0	
																		241	H	Ill.-Chicago		9	2	
																		252	H	Prairie View		10	1	
LAST 15 GAMES																								
						74	H	Texas Tech		4	8	33	A	TCU		4	1							
						74	H	Texas Tech		7	2	4	A	Baylor		5	7							
						74	H	Texas Tech		4	2	4	A	Baylor		0	1							
						48	A	Sam Houston St.		10	0													
						51	A	Texas		1	2													

Non-Div. I Games:

Texas A&amp;M



51 A Texas	12	4
51 H Texas	6	5

T  
e  
x  
a  
s  
A  
&  
M

T  
e  
x  
a  
s  
A  
&  
M



Average RPI Win:	100	WON-LOST	WINNING	LAST 15	STRENGTH OF	OPP. STRENGTH	TEAM	ADJ	CONF.	ADJ CONF.		
Average RPI Loss:	74	RECORD	PCT. RANK	GAMES	SCHEDULE	OF SCHEDULE	RPI	RPI	RPI	RPI		
DIV. I ONLY		33-13-0	.71739	18	12-3-0	34	32	17	.59739	18	5	5
DIV. I NON-CONF.		19-8-0	.7037	42	3-0-0	11	28	10	.60916	12	4	4
<hr/>												
TOTALS	RPI 1-25	RPI 26-50		W-L RECORDS		RPI 51-100		RPI 101-150		RPI 150+		
33-13-0	8-4-0	4-2-0		OVERALL		5-3-0		9-3-0		7-1-0		
20-7-0	6-2-0	2-1-0		HOME		1-0-0		7-3-0		4-1-0		
11-5-0	2-2-0	2-1-0		AWAY		2-2-0		2-0-0		3-0-0		
2-1-0	0-0-0	0-0-0		NEUTRAL		2-1-0		0-0-0		0-0-0		
19-8-0	6-3-0	2-1-0		NON-CONFERENCE		3-2-0		4-1-0		4-1-0		
14-4-0	4-1-0	2-1-0		HOME		1-0-0		3-1-0		4-1-0		
3-3-0	2-2-0	0-0-		AWAY		0-1-0		1-0-0		0-0-0		
2-1-0	0-0-0	0-0-0		NEUTRAL		2-1-0		0-0-0		0-0-0		
14-5-0	2-1-0	2-1-0		CONFERENCE		2-1-0		5-2-0		3-0-0		
6-3-0	2-1-0	0-0-0		HOME		0-0-0		4-2-0		0-0-0		
8-2-0	0-0-0	2-1-0		AWAY		2-1-0		1-0-0		3-0-0		
0-0-0	0-0-0	0-0-0		NEUTRAL		0-0-0		0-0-0		0-0-0		
RPI S	Opponent	Score	RPI S	Opponent	Score	RPI S	Opponent	Score	RPI S	Opponent	Score	
15 A	Stanford	1 0	27 H	New Mexico St.	7 5	51 N	Texas	8 11	109 H	Southern Miss.	8 6	
15 A	Stanford	6 11	27 H	New Mexico St.	12 4	54 A	Texas St.	2 3	109 H	Southern Miss.	1 2	
15 A	Stanford	2 4	48 H	Sam Houston St.	1 2	54 H	Texas St.	6 5	109 H	Southern Miss.	6 3	
17 A	Texas A&M	5 4	49 A	Tulane	5 4	70 A	Memphis	1 0	118 H	FIU	6 2	
21 H	Arizona	5 8	49 A	Tulane	2 7	70 A	Memphis	15 4	118 H	FIU	5 4	
21 H	Arizona	5 1	49 A	Tulane	5 0	70 A	Memphis	2 6	118 H	FIU	8 1	
22 H	Dallas Baptist	2 0				74 N	Texas Tech	6 2	125 A	Lamar	17 2	
22 H	Dallas Baptist	6 5				100 N	Tennessee	11 1	125 H	Lamar	4 5	
22 H	Dallas Baptist	7 3							134 A	Houston	4 1	
23 H	East Carolina	2 0							134 H	Houston	8 2	
23 H	East Carolina	3 4							134 H	Houston	4 3	
23 H	East Carolina	6 2							134 H	Houston	6 11	
									151 H	UTSA	9 1	
									188 H	A&M-Corpus Christi	7 2	
									220 A	Marshall	3 1	
									220 A	Marshall	5 1	
									220 A	Marshall	9 0	
									253 H	Grambling	4 5	
									253 H	Grambling	12 1	
									278 H	Texas Southern	6 5	
			LAST 15 GAMES									
			134 H	Houston	8 2	17 A	Texas A&M	5 4				
			134 H	Houston	4 3	220 A	Marshall	3 1				
			134 H	Houston	6 11	220 A	Marshall	5 1				
			278 H	Texas Southern	6 5							
			23 H	East Carolina	3 4							

Non-Div. I Games:

Rice



23	H	East Carolina	6	2
23	H	East Carolina	2	0



Average RPI Win:	99	WON-LOST RECORD	WINNING PCT. RANK	LAST 15 GAMES	STRENGTH OF SCHEDULE	OPP. STRENGTH OF SCHEDULE	TEAM RPI	ADJ RPI	CONF. RPI	ADJ CONF. RPI					
Average RPI Loss:	50														
DIV. I ONLY		31-18-0	.63265	53	8-7-0	10	21	20	.59455	19	2	2			
DIV. I NON-CONF.		19-5-0	.79167	16	2-1-0	52	134	20	.60114	20	2	2			
<hr/>															
TOTALS	RPI 1-25	RPI 26-50		W-L RECORDS		RPI 51-100		RPI 101-150		RPI 150+					
31-18-0	6-6-0	8-6-0		OVERALL		2-3-0		7-2-0		8-1-0					
22-8-0	5-4-0	3-0-0		HOME		2-2-0		4-1-0		8-1-0					
7-10-0	1-2-0	4-6-0		AWAY		0-1-0		2-1-0		0-0-0					
2-0-0	0-0-0	1-0-0		NEUTRAL		0-0-0		1-0-0		0-0-0					
19-5-0	0-0-0	5-2-0		NON-CONFERENCE		1-1-0		5-1-0		8-1-0					
16-2-0	0-0-0	3-0-0		HOME		1-0-0		4-1-0		8-1-0					
2-3-0	0-0-0	2-0-		AWAY		0-1-0		0-0-0		0-0-0					
1-0-0	0-0-0	0-0-0		NEUTRAL		0-0-0		1-0-0		0-0-0					
12-13-0	6-6-0	3-4-0		CONFERENCE		1-2-0		2-1-0		0-0-0					
6-6-0	5-4-0	0-0-0		HOME		1-2-0		0-0-0		0-0-0					
5-7-0	1-2-0	2-4-0		AWAY		0-0-0		2-1-0		0-0-0					
1-0-0	0-0-0	1-0-0		NEUTRAL		0-0-0		0-0-0		0-0-0					
RPI	S	Opponent	Score	RPI	S	Opponent	Score	RPI	S	Opponent	Score	RPI	S	Opponent	Score
1	H	Florida	7 6	33	A	TCU	3 5	64	H	Auburn	4 10	109	H	Southern Miss.	0 10
1	H	Florida	3 0	33	A	TCU	7 4	64	H	Auburn	2 3	109	N	Southern Miss.	3 0
1	H	Florida	4 9	39	A	Mississippi St.	2 4	64	H	Auburn	2 1	134	H	Houston	11 3
5	H	LSU	3 4	39	A	Mississippi St.	6 2	70	A	Memphis	2 4	134	H	Houston	9 0
5	H	LSU	7 4	39	A	Mississippi St.	0 4	70	H	Memphis	7 2	134	H	Houston	8 0
5	H	LSU	3 12	39	N	Mississippi St.	6 3					139	A	Alabama	2 3
10	A	Kentucky	9 3	41	A	Georgia	8 3					139	A	Alabama	8 4
10	A	Kentucky	2 3	41	A	Georgia	4 8					139	A	Alabama	11 7
10	A	Kentucky	3 8	41	A	Georgia	3 6					140	H	Arkansas St.	8 1
11	H	Arkansas	1 0	43	A	Louisville	3 4					180	H	Central Ark.	2 1
11	H	Arkansas	8 2	43	A	Louisville	18 8					180	H	Central Ark.	4 0
11	H	Arkansas	3 11	46	H	UNC Wilmington	6 4					181	H	Miami (OH)	8 9
				46	H	UNC Wilmington	2 0					181	H	Miami (OH)	2 1
				46	H	UNC Wilmington	10 5					181	H	Miami (OH)	11 3
												198	H	Murray St.	11 5
												224	H	Jackson St.	13 1
												224	H	Jackson St.	12 0
												266	H	UT Martin	20 4
<hr/>															
LAST 15 GAMES															
				5	H	LSU	3 12	39	A	Mississippi St.	0 4				
				5	H	LSU	7 4	70	A	Memphis	2 4				
				5	H	LSU	3 4	11	H	Arkansas	3 11				
				198	H	Murray St.	11 5								
				109	N	Southern Miss.	3 0								

Non-Div. I Games:

Ole Miss



39 A Mississippi St.	2	4
39 A Mississippi St.	6	2

O  
l  
e  
M  
i  
s  
s

O  
l  
e  
M  
i  
s  
s



Average RPI Win:	138	WON-LOST	WINNING	LAST 15	STRENGTH OF	OPP. STRENGTH	TEAM	ADJ	CONF.	ADJ CONF.		
Average RPI Loss:	58	RECORD	PCT. RANK	GAMES	SCHEDULE	OF SCHEDULE	RPI	RPI	RPI	RPI		
DIV. I ONLY		38-11-0	.77551	4	11-4-0	89	54	21	.59411	20	5	5
DIV. I NON-CONF.		25-6-0	.80645	12	5-1-0	140	61	28	.59084	27	4	4
<hr/>												
TOTALS	RPI 1-25	RPI 26-50		W-L RECORDS		RPI 51-100		RPI 101-150		RPI 150+		
38-11-0	3-5-0	3-0-0		OVERALL		8-3-0		7-2-0		17-1-0		
25-9-0	2-4-0	0-0-0		HOME		5-3-0		2-1-0		16-1-0		
13-2-0	1-1-0	3-0-0		AWAY		3-0-0		5-1-0		1-0-0		
0-0-0	0-0-0	0-0-0		NEUTRAL		0-0-0		0-0-0		0-0-0		
25-6-0	1-4-0	0-0-0		NON-CONFERENCE		7-1-0		0-0-0		17-1-0		
20-5-0	0-3-0	0-0-0		HOME		4-1-0		0-0-0		16-1-0		
5-1-0	1-1-0	0-0-		AWAY		3-0-0		0-0-0		1-0-0		
0-0-0	0-0-0	0-0-0		NEUTRAL		0-0-0		0-0-0		0-0-0		
13-5-0	2-1-0	3-0-0		CONFERENCE		1-2-0		7-2-0		0-0-0		
5-4-0	2-1-0	0-0-0		HOME		1-2-0		2-1-0		0-0-0		
8-1-0	0-0-0	3-0-0		AWAY		0-0-0		5-1-0		0-0-0		
0-0-0	0-0-0	0-0-0		NEUTRAL		0-0-0		0-0-0		0-0-0		
RPI	S	Opponent	Score	RPI	S	Opponent	Score	RPI	S	Opponent	Score	
1	A	Florida	0 8	49	A	Tulane	1 0	53	A	Stetson	5 4	
2	H	Florida St.	6 7	49	A	Tulane	8 6	63	H	Boston College	6 5	
2	H	Florida St.	0 1	49	A	Tulane	8 7	63	H	Boston College	7 8	
16	A	Miami (FL)	4 1					63	H	Boston College	5 4	
16	H	Miami (FL)	2 3					70	H	Memphis	0 1	
23	H	East Carolina	10 6					70	H	Memphis	5 6	
23	H	East Carolina	6 15					70	H	Memphis	4 3	
23	H	East Carolina	2 1					78	A	Fla. Atlantic	11 3	
								78	H	Fla. Atlantic	12 3	
								80	A	South Fla.	6 2	
								80	H	South Fla.	12 1	

Non-Div. I Games:

UCF



70 H Memphis	5	6
70 H Memphis	4	3



Average RPI Win: 115		WON-LOST RECORD	WINNING PCT. RANK	LAST 15 GAMES	STRENGTH OF SCHEDULE	OPP. STRENGTH OF SCHEDULE	TEAM RPI	ADJ RPI	CONF. RPI	ADJ CONF. RPI				
Average RPI Loss: 52														
DIV. I ONLY		30-15-0	.66667	39	8-7-0	14	42	19	.59396	21	3	3		
DIV. I NON-CONF.		17-6-0	.73913	31	3-0-0	30	164	25	.59182	25	3	3		
<hr/>														
TOTALS		RPI 1-25		RPI 26-50		W-L RECORDS		RPI 51-100		RPI 101-150		RPI 150+		
30-15-0		6-5-0		4-5-0		OVERALL		5-3-0		3-0-0		12-2-0		
23-9-0		5-4-0		0-2-0		HOME		5-2-0		3-0-0		10-1-0		
7-6-0		1-1-0		4-3-0		AWAY		0-1-0		0-0-0		2-1-0		
0-0-0		0-0-0		0-0-0		NEUTRAL		0-0-0		0-0-0		0-0-0		
17-6-0		1-1-0		0-2-0		NON-CONFERENCE		3-2-0		3-0-0		10-1-0		
16-4-0		0-0-0		0-2-0		HOME		3-1-0		3-0-0		10-1-0		
1-2-0		1-1-0		0-0-		AWAY		0-1-0		0-0-0		0-0-0		
0-0-0		0-0-0		0-0-0		NEUTRAL		0-0-0		0-0-0		0-0-0		
13-9-0		5-4-0		4-3-0		CONFERENCE		2-1-0		0-0-0		2-1-0		
7-5-0		5-4-0		0-0-0		HOME		2-1-0		0-0-0		0-0-0		
6-4-0		0-0-0		4-3-0		AWAY		0-0-0		0-0-0		2-1-0		
0-0-0		0-0-0		0-0-0		NEUTRAL		0-0-0		0-0-0		0-0-0		
RPI	S	Opponent		Score	RPI	S	Opponent		Score	RPI	S	Opponent		Score
3	H	UCLA		4 3	27	H	New Mexico St.		8 13	61	A	Utah Valley		4 5
3	H	UCLA		2 6	27	H	New Mexico St.		4 7	61	H	Utah Valley		12 6
3	H	UCLA		3 15	28	A	Oregon St.		5 4	64	H	Auburn		15 4
6	H	Oregon		1 3	28	A	Oregon St.		5 6	64	H	Auburn		8 1
6	H	Oregon		1 6	28	A	Oregon St.		7 5	64	H	Auburn		3 8
6	H	Oregon		12 6	30	A	Arizona St.		8 12	82	H	Washington St.		8 7
15	H	Stanford		4 2	42	A	Washington		10 2	82	H	Washington St.		12 9
15	H	Stanford		6 2	42	A	Washington		4 1	82	H	Washington St.		0 6
15	H	Stanford		8 7	42	A	Washington		5 6					
18	A	Rice		8 5										
18	A	Rice		1 5										
<hr/>														
LAST 15 GAMES														
		6 H Oregon		1 3	42		A Washington		4 1					
		6 H Oregon		12 6	42		A Washington		10 2					
		6 H Oregon		1 6	30		A Arizona St.		8 12					
		146 H East Tenn. St.		21 6										
		146 H East Tenn. St.		6 4										

Non-Div. I Games:

Arizona



146	H	East Tenn. St.	24	7
42	A	Washington	5	6

A  
r  
i  
z  
o  
n  
a

A  
r  
i  
z  
o  
n  
a



Average RPI Win: 153		WON-LOST RECORD		WINNING PCT. RANK		LAST 15 GAMES		STRENGTH OF SCHEDULE		OPP. STRENGTH OF SCHEDULE		TEAM RPI		ADJ RPI		CONF. RPI		ADJ CONF. RPI	
DIV. I ONLY		34-14-0		.70833 19		11-4-0		51		113		24		.58723 22		19		19	
DIV. I NON-CONF.		34-14-0		.70833 39		11-4-0		43		97		32		.58723 30		20		20	
TOTALS		RPI 1-25		RPI 26-50		W-L RECORDS		RPI 51-100		RPI 101-150		RPI 150+							
34-14-0		0-3-0		4-4-0		OVERALL		5-5-0		8-1-0		17-1-0							
24-2-0		0-0-0		2-1-0		HOME		2-0-0		6-0-0		14-1-0							
10-12-0		0-3-0		2-3-0		AWAY		3-5-0		2-1-0		3-0-0							
0-0-0		0-0-0		0-0-0		NEUTRAL		0-0-0		0-0-0		0-0-0							
34-14-0		0-3-0		4-4-0		NON-CONFERENCE		5-5-0		8-1-0		17-1-0							
24-2-0		0-0-0		2-1-0		HOME		2-0-0		6-0-0		14-1-0							
10-12-0		0-3-0		2-0-		AWAY		3-5-0		2-1-0		3-0-0							
0-0-0		0-0-0		0-0-0		NEUTRAL		0-0-0		0-0-0		0-0-0							
0-0-0		0-0-0		0-0-0		CONFERENCE		0-0-0		0-0-0		0-0-0							
0-0-0		0-0-0		0-0-0		HOME		0-0-0		0-0-0		0-0-0							
0-0-0		0-0-0		0-0-0		AWAY		0-0-0		0-0-0		0-0-0							
0-0-0		0-0-0		0-0-0		NEUTRAL		0-0-0		0-0-0		0-0-0							
RPI S	Opponent	Score		RPI S	Opponent	Score		RPI S	Opponent	Score		RPI S	Opponent	Score					
18 A	Rice	5	6	33 A	TCU	4	3	51 A	Texas	1	2	107 H	Evansville	14	1				
18 A	Rice	3	7	34 H	Missouri St.	4	8	56 A	Indiana St.	15	2	107 H	Evansville	10	4				
18 A	Rice	0	2	34 H	Missouri St.	6	5	56 A	Indiana St.	5	7	107 H	Evansville	5	2				
				34 H	Missouri St.	10	6	56 A	Indiana St.	3	6	111 H	Southern Ill.	11	6				
				45 A	Wichita St.	3	13	58 A	Texas-Arlington	3	0	111 H	Southern Ill.	12	8				
				45 A	Wichita St.	7	8	58 H	Texas-Arlington	12	6	111 H	Southern Ill.	11	8				
				45 A	Wichita St.	4	1	67 A	Oklahoma	8	2	119 A	Louisiana Tech	1	2				
				48 A	Sam Houston St.	3	5	67 H	Oklahoma	7	6	119 A	Louisiana Tech	11	3				
								74 A	Texas Tech	1	7	119 A	Louisiana Tech	7	3				
								83 A	Oklahoma St.	7	9	151 H	UTSA	4	5				
												188 H	A&M-Corpus Christi	14	9				
												188 H	A&M-Corpus Christi	5	1				
												188 H	A&M-Corpus Christi	13	6				
												191 A	Charlotte	3	0				
												191 A	Charlotte	8	3				
												191 A	Charlotte	6	4				
												232 H	Southeast Mo. St.	3	2				
												232 H	Southeast Mo. St.	7	6				
												232 H	Southeast Mo. St.	3	1				
												234 H	Houston Baptist	11	1				
												234 H	Houston Baptist	4	0				
												234 H	Houston Baptist	12	0				
												252 H	Prairie View	11	0				
												252 H	Prairie View	7	0				
												252 H	Prairie View	11	4				
												278 H	Texas Southern	11	5				
												278 H	Texas Southern	10	4				
LAST 15 GAMES				107 H	Evansville	5	2	45 A	Wichita St.	3	13	252 H	Prairie View	11	0				
				107 H	Evansville	14	1	67 A	Oklahoma	8	2	252 H	Prairie View	7	0				
				107 H	Evansville	10	4	56 A	Indiana St.	5	7	252 H	Prairie View	11	4				
				58 H	Texas-Arlington	12	6					278 H	Texas Southern	11	5				
				58 A	Texas-Arlington	3	0					278 H	Texas Southern	10	4				

Non-Div. I Games:

Dallas Baptist



45	A	Wichita St.	4	1
45	A	Wichita St.	7	8

D  
a  
l  
l  
a  
s  
B  
a  
p  
t  
i  
s  
t

D  
a  
l  
l  
a  
s  
B  
a  
p  
t  
i  
s  
t



Average RPI Win:	122	WON-LOST RECORD	WINNING PCT. RANK	LAST 15 GAMES	STRENGTH OF SCHEDULE	OPP. STRENGTH OF SCHEDULE	TEAM RPI	ADJ RPI	CONF. RPI	ADJ CONF. RPI				
DIV. I ONLY		31-16-1	.65625	44	8-7-0	16	78	22	.58705	23	5	5		
DIV. I NON-CONF.		18-9-0	.66667	56	1-2-0	15	120	26	.59175	26	4	4		
-----														
TOTALS	RPI 1-25	RPI 26-50		W-L RECORDS		RPI 51-100		RPI 101-150		RPI 150+				
31-16-1	3-7-0	4-4-0		OVERALL		3-2-0		13-1-1		8-2-0				
21-7-1	1-1-0	1-4-0		HOME		1-1-0		11-0-1		7-1-0				
8-9-0	2-6-0	2-0-0		AWAY		2-1-0		1-1-0		1-1-0				
2-0-0	0-0-0	1-0-0		NEUTRAL		0-0-0		1-0-0		0-0-0				
18-9-0	1-3-0	3-2-0		NON-CONFERENCE		1-1-0		8-1-0		5-2-0				
12-5-0	1-1-0	0-2-0		HOME		1-1-0		6-0-0		4-1-0				
4-4-0	0-2-0	2-0-		AWAY		0-0-0		1-1-0		1-1-0				
2-0-0	0-0-0	1-0-0		NEUTRAL		0-0-0		1-0-0		0-0-0				
13-7-1	2-4-0	1-2-0		CONFERENCE		2-1-0		5-0-1		3-0-0				
9-2-1	0-0-0	1-2-0		HOME		0-0-0		5-0-1		3-0-0				
4-5-0	2-4-0	0-0-0		AWAY		2-1-0		0-0-0		0-0-0				
0-0-0	0-0-0	0-0-0		NEUTRAL		0-0-0		0-0-0		0-0-0				
RPI	S	Opponent	Score		RPI	S	Opponent	Score		RPI	S	Opponent	Score	
7	H	Purdue	4	6	35	H	Maryland	1	2	70	A	Memphis	5	2
8	A	North Carolina	0	1	43	N	Louisville	9	4	70	A	Memphis	2	5
13	A	North Carolina St.	3	4	46	A	UNC Wilmington	5	0	70	A	Memphis	14	7
13	H	North Carolina St.	6	5	46	H	UNC Wilmington	1	10	72	H	Western Caro.	3	1
18	A	Rice	4	3	49	H	Tulane	6	3	92	H	VCU	11	18
18	A	Rice	2	6	49	H	Tulane	1	4					
18	A	Rice	0	2	49	H	Tulane	2	4					
20	A	UCF	6	10	50	A	Elon	3	2					
20	A	UCF	1	2										
20	A	UCF	15	6										
					LAST 15 GAMES									
					220	H	Marshall	6	3	18	A	Rice	4	3
					220	H	Marshall	8	7	18	A	Rice	2	6
					220	H	Marshall	8	2	18	A	Rice	0	2
					49	H	Tulane	6	3					
					49	H	Tulane	2	4					
</														

Non-Div. I Games:

East Carolina



49	H	Tulane	1	4
8	A	North Carolina	0	1

E  
a  
s  
t  
C  
a  
r  
o  
l  
i  
n  
a

E  
a  
s  
t  
C  
a  
r  
o  
l  
i  
n  
a



Average RPI Win: 81		WON-LOST	WINNING	LAST 15	STRENGTH OF		OPP. STRENGTH	TEAM	ADJ	CONF.	ADJ CONF.
Average RPI Loss: 45		RECORD	PCT. RANK	GAMES	SCHEDULE		OF SCHEDULE	RPI	RPI	RPI	RPI
DIV. I ONLY		28-19-0	.59574	78	12		5	23	.58283	24	1
DIV. I NON-CONF.		14-9-0	.6087	84	24		60	37	.57101	38	1
TOTALS		RPI 1-25	RPI 26-50		W-L RECORDS		RPI 51-100		RPI 101-150		RPI 150+
28-19-0		4-11-0	10-3-0		OVERALL		7-2-0		3-1-0		4-2-0
17-12-0		4-6-0	3-2-0		HOME		3-1-0		3-1-0		4-2-0
10-6-0		0-4-0	6-1-0		AWAY		4-1-0		0-0-0		0-0-0
1-1-0		0-1-0	1-0-0		NEUTRAL		0-0-0		0-0-0		0-0-0
14-9-0		1-2-0	5-2-0		NON-CONFERENCE		1-2-0		3-1-0		4-2-0
11-6-0		1-0-0	3-2-0		HOME		0-1-0		3-1-0		4-2-0
2-2-0		0-1-0	1-0-		AWAY		1-1-0		0-0-0		0-0-0
1-1-0		0-1-0	1-0-0		NEUTRAL		0-0-0		0-0-0		0-0-0
14-10-0		3-9-0	5-1-0		CONFERENCE		6-0-0		0-0-0		0-0-0
6-6-0		3-6-0	0-0-0		HOME		3-0-0		0-0-0		0-0-0
8-4-0		0-3-0	5-1-0		AWAY		3-0-0		0-0-0		0-0-0
0-0-0		0-0-0	0-0-0		NEUTRAL		0-0-0		0-0-0		0-0-0
RPI S	Opponent	Score	RPI S	Opponent	Score	RPI S	Opponent	Score	RPI S	Opponent	Score
8 H	North Carolina	3 4	26 H	Coastal Caro.	7 10	63 H	Boston College	6 4	122 H	UAB	7 4
8 H	North Carolina	3 6	31 A	Georgia Tech	13 7	63 H	Boston College	6 3	122 H	UAB	1 2
8 H	North Carolina	5 6	31 A	Georgia Tech	11 8	63 H	Boston College	5 1	122 H	UAB	6 1
9 A	South Carolina	6 9	31 A	Georgia Tech	5 6	72 A	Western Caro.	4 8	141 H	Holy Cross	16 4
9 H	South Carolina	6 5	35 A	Maryland	5 3	72 H	Western Caro.	8 13	161 H	Presbyterian	4 8
9 N	South Carolina	2 3	35 A	Maryland	5 4	94 A	Furman	12 5	201 H	Winthrop	11 0
12 A	Virginia	3 6	35 A	Maryland	7 2	98 A	Duke	4 1	218 H	Maine	9 6
12 A	Virginia	1 5	37 H	Col. of Charleston	4 3	98 A	Duke	11 5	218 H	Maine	5 6
12 A	Virginia	3 5	37 H	Col. of Charleston	12 3	98 A	Duke	4 2	218 H	Maine	9 5
13 H	North Carolina St.	7 6	41 A	Georgia	10 5				222 H	Charleston So.	3 2
13 H	North Carolina St.	1 3	41 H	Georgia	7 8						
13 H	North Carolina St.	3 6	50 H	Elon	6 2						
16 H	Miami (FL)	3 1	50 N	Elon	4 2						
16 H	Miami (FL)	3 1									
16 H	Miami (FL)	2 4									
LAST 15 GAMES											
			37 H	Col. of Charleston	12 3	35 A	Maryland	5 3			
			37 H	Col. of Charleston	4 3	35 A	Maryland	5 4			
			31 A	Georgia Tech	11 8	222 H	Charleston So.	3 2			
			31 A	Georgia Tech	13 7						
			31 A	Georgia Tech	5 6						

Non-Div. I Games:

Clemson



26	H	Coastal Caro.	7	10
35	A	Maryland	7	2

C  
l  
e  
m  
s  
o  
n

C  
l  
e  
m  
s  
o  
n



Average RPI Win: 132		WON-LOST	WINNING	LAST 15	STRENGTH OF	OPP. STRENGTH	TEAM	ADJ	CONF.	ADJ CONF.					
Average RPI Loss: 85		RECORD	PCT. RANK	GAMES	SCHEDULE	OF SCHEDULE	RPI	RPI	RPI	RPI					
DIV. I ONLY		36-11-0	.76596	7	12-3-0	146	58	28	.58006	25	6	6			
DIV. I NON-CONF.		23-6-0	.7931	15	5-0-0	189	47	36	.57601	34	6	6			
<hr/>															
TOTALS		RPI 1-25		RPI 26-50		W-L RECORDS		RPI 51-100		RPI 101-150		RPI 150+			
36-11-0		0-0-0		6-4-0		OVERALL		5-4-0		14-3-0		11-0-0			
19-4-0		0-0-0		3-1-0		HOME		3-2-0		6-1-0		7-0-0			
14-6-0		0-0-0		3-3-0		AWAY		1-2-0		7-1-0		3-0-0			
3-1-0		0-0-0		0-0-0		NEUTRAL		1-0-0		1-1-0		1-0-0			
23-6-0		0-0-0		4-3-0		NON-CONFERENCE		2-1-0		6-2-0		11-0-0			
12-2-0		0-0-0		1-0-0		HOME		1-1-0		3-1-0		7-0-0			
8-3-0		0-0-0		3-0-		AWAY		0-0-0		2-0-0		3-0-0			
3-1-0		0-0-0		0-0-0		NEUTRAL		1-0-0		1-1-0		1-0-0			
13-5-0		0-0-0		2-1-0		CONFERENCE		3-3-0		8-1-0		0-0-0			
7-2-0		0-0-0		2-1-0		HOME		2-1-0		3-0-0		0-0-0			
6-3-0		0-0-0		0-0-0		AWAY		1-2-0		5-1-0		0-0-0			
0-0-0		0-0-0		0-0-0		NEUTRAL		0-0-0		0-0-0		0-0-0			
RPI	S	Opponent	Score	RPI	S	Opponent	Score	RPI	S	Opponent	Score				
				28	H	Oregon St.	13 2	76	N	Cal Poly	5 4	108	A	Lipscomb	3 2
				36	H	Gonzaga	5 2	86	H	St. Mary's (CA)	12 4	108	A	Lipscomb	13 9
				36	H	Gonzaga	2 6	86	H	St. Mary's (CA)	7 3	120	A	San Francisco	0 1
				36	H	Gonzaga	5 3	86	H	St. Mary's (CA)	1 7	120	A	San Francisco	11 5
				47	A	Vanderbilt	0 7	87	A	Portland	1 4	120	A	San Francisco	6 1
				47	A	Vanderbilt	9 7	87	A	Portland	3 1	124	N	Cal St. Northridge	3 4
				47	A	Vanderbilt	2 1	87	A	Portland	4 5	124	N	Cal St. Northridge	13 3
				48	A	Sam Houston St.	5 3	99	H	Indiana	6 7	129	H	Santa Clara	4 2
				48	A	Sam Houston St.	2 3	99	H	Indiana	9 3	129	H	Santa Clara	12 4
				48	A	Sam Houston St.	3 10					129	H	Santa Clara	6 5
												137	A	BYU	12 6
												137	A	BYU	13 2
												137	A	BYU	14 7
												150	H	Columbia	11 5
												150	H	Columbia	2 6
												150	H	Columbia	11 10
												150	H	Columbia	14 5
												158	A	San Diego St.	5 1
												158	A	San Diego St.	6 2
												160	H	Kansas St.	15 1
												169	A	UC Riverside	8 5
												169	H	UC Riverside	6 5
												237	H	La Salle	2 0
												237	H	La Salle	4 1
												237	H	La Salle	5 3
												239	H	Pacific	6 1
												239	H	Pacific	4 3
<hr/>															
				LAST 15 GAMES											
				137	A	BYU	12 6	86	H	St. Mary's (CA)	7 3	237	H	La Salle	2 0
				137	A	BYU	13 2	86	H	St. Mary's (CA)	12 4	237	H	La Salle	4 1
				137	A	BYU	14 7	86	H	St. Mary's (CA)	1 7	237	H	La Salle	5 3
				87	A	Portland	1 4					239	H	Pacific	6 1
				87	A	Portland	3 1					239	H	Pacific	4 3

Non-Div. I Games:

San Diego



87	A	Portland	4	5
169	H	UC Riverside	6	5

RPI	S	Opponent	Score	
242	N	Milwaukee	4	1

San Diego

S  
a  
n  
D  
i  
e  
g  
o

S  
a  
n  
D  
i  
e  
g  
o



Average RPI Win:		136	WON-LOST RECORD		WINNING PCT. RANK	LAST 15 GAMES		STRENGTH OF SCHEDULE		OPP. STRENGTH OF SCHEDULE	TEAM RPI	ADJ RPI	CONF. RPI	ADJ CONF. RPI			
Average RPI Loss:		96															
DIV. I ONLY			32-14-0		.69565	25	12-3-0		47	124	25	.58005	26	15	15		
DIV. I NON-CONF.			18-10-0		.64286	67	2-1-0		71	44	46	.56226	47	17	17		
TOTALS		RPI 1-25		RPI 26-50		W-L RECORDS		RPI 51-100		RPI 101-150		RPI 150+					
32-14-0		2-2-0		2-3-0		OVERALL		11-3-0		4-2-0		13-4-0					
24-8-0		1-1-0		2-1-0		HOME		6-2-0		4-1-0		11-3-0					
8-6-0		1-1-0		0-2-0		AWAY		5-1-0		0-1-0		2-1-0					
0-0-0		0-0-0		0-0-0		NEUTRAL		0-0-0		0-0-0		0-0-0					
18-10-0		2-2-0		2-3-0		NON-CONFERENCE		4-1-0		2-1-0		8-3-0					
17-6-0		1-1-0		2-1-0		HOME		4-1-0		2-0-0		8-3-0					
1-4-0		1-1-0		0-0-		AWAY		0-0-0		0-1-0		0-0-0					
0-0-0		0-0-0		0-0-0		NEUTRAL		0-0-0		0-0-0		0-0-0					
14-4-0		0-0-0		0-0-0		CONFERENCE		7-2-0		2-1-0		5-1-0					
7-2-0		0-0-0		0-0-0		HOME		2-1-0		2-1-0		3-0-0					
7-2-0		0-0-0		0-0-0		AWAY		5-1-0		0-0-0		2-1-0					
0-0-0		0-0-0		0-0-0		NEUTRAL		0-0-0		0-0-0		0-0-0					
RPI	S	Opponent		Score		RPI	S	Opponent		Score		RPI	S	Opponent		Score	
8	A	North Carolina		6	7	32	A	Virginia Tech		3	4	62	H	Ohio St.		3	2
12	H	Virginia		3	9	32	H	Virginia Tech		1	3	62	H	Ohio St.		4	1
13	H	North Carolina St.		3	2	37	H	Col. of Charleston		5	1	63	H	Boston College		3	8
24	A	Clemson		10	7	46	A	UNC Wilmington		4	5	66	H	Illinois		5	4
						46	H	UNC Wilmington		8	6	69	A	Liberty		7	1
												69	A	Liberty		5	3
												69	A	Liberty		4	2
												84	H	Campbell		11	4
												84	H	Campbell		1	2
												84	H	Campbell		6	5
												90	H	Connecticut		6	2
												95	A	Radford		5	3
												95	A	Radford		4	2
												95	A	Radford		3	6
												</					

Non-Div. I Games:

Coastal Caro.



69	A	Liberty	5	3
24	A	Clemson	10	7

C  
o  
a  
s  
t  
a  
l  
C  
a  
r  
o  
.

C  
o  
a  
s  
t  
a  
l  
C  
a  
r  
o  
.



Average RPI Win: 137		WON-LOST RECORD		WINNING PCT. RANK		LAST 15 GAMES		STRENGTH OF SCHEDULE		OPP. STRENGTH OF SCHEDULE		TEAM RPI		ADJ RPI		CONF. RPI		ADJ CONF. RPI	
DIV. I ONLY		30-17-0		.6383 50		7-8-0		26		108		30		.57825 27		9		9	
DIV. I NON-CONF.		23-11-0		.67647 55		0-3-0		23		118		29		.58974 28		11		11	
TOTALS		RPI 1-25		RPI 26-50		W-L RECORDS		RPI 51-100		RPI 101-150		RPI 150+							
30-17-0		2-4-0		3-1-0		OVERALL		6-6-0		8-5-0		11-1-0							
23-5-0		0-0-0		3-1-0		HOME		4-2-0		5-2-0		11-0-0							
7-10-0		2-4-0		0-0-0		AWAY		2-3-0		3-3-0		0-0-0							
0-2-0		0-0-0		0-0-0		NEUTRAL		0-1-0		0-0-0		0-1-0							
23-11-0		2-4-0		3-1-0		NON-CONFERENCE		4-2-0		3-3-0		11-1-0							
18-4-0		0-0-0		3-1-0		HOME		2-1-0		2-2-0		11-0-0							
5-5-0		2-4-0		0-0-		AWAY		2-0-0		1-1-0		0-0-0							
0-2-0		0-0-0		0-0-0		NEUTRAL		0-1-0		0-0-0		0-1-0							
7-6-0		0-0-0		0-0-0		CONFERENCE		2-4-0		5-2-0		0-0-0							
5-1-0		0-0-0		0-0-0		HOME		2-1-0		3-0-0		0-0-0							
2-5-0		0-0-0		0-0-0		AWAY		0-3-0		2-2-0		0-0-0							
0-0-0		0-0-0		0-0-0		NEUTRAL		0-0-0		0-0-0		0-0-0							
RPI	S	Opponent		Score		RPI	S	Opponent		Score		RPI	S	Opponent		Score			
4	A	Baylor		0	5	40	H	Wake Forest		5	3	65	A	Hawaii		2	14		
4	A	Baylor		5	15	40	H	Wake Forest		13	9	65	A	Hawaii		2	5		
18	A	Rice		4	12	40	H	Wake Forest		3	1	65	A	Hawaii		0	1		
18	A	Rice		5	7	40	H	Wake Forest		5	8	74	A	Texas Tech		7	6		
21	A	Arizona		13	8							74	H	Texas Tech		7	12		
21	A	Arizona		7	4							81	H	Nevada		5	10		
												81	H	Nevada		7	6		
												81	H	Nevada		13	6		
												85	N	Nebraska		4	6		
												88	A	New Mexico		6	2		
												88	H	New Mexico		16	12		
												88	H	New Mexico		7	5		
														132 A Minnesota		4	1		
														132 A Minnesota		1	8		
														170 N West Virginia		4	10		
														203 H Tex.-Pan American		14	6		
														203 H Tex.-Pan American		9	8		
														203 H Tex.-Pan American		11	9		
														203 H Tex.-Pan American		19	2		
														232 H Southeast Mo. St.		8	6		
														232 H Southeast Mo. St.		9	1		
														232 H Southeast Mo. St.		23	7		
														251 H Sacred Heart		23	11		
														251 H Sacred Heart		21	3		
														251 H Sacred Heart		11	6		
														251 H Sacred Heart		16	2		
				LAST 15 GAMES															
				65	A	Hawaii	0	1	119	H	Louisiana Tech	4	3	251	H	Sacred Heart	21	3	
				65	A	Hawaii	2	14	119	H	Louisiana Tech	3	2	251	H	Sacred Heart	11	6	
				65	A	Hawaii	2	5	113	A	Sacramento St.	7	8	251	H	Sacred Heart	16	2	
				74	H	Texas Tech	7	12											
				4	A	Baylor	5	15											

Non-Div. I Games:

New Mexico St.



4	A	Baylor	0	5
119	H	Louisiana Tech	10	0



Average RPI Win:	112	WON-LOST	WINNING	LAST 15	STRENGTH OF	OPP. STRENGTH	TEAM	ADJ	CONF.	ADJ CONF.		
Average RPI Loss:	56	RECORD	PCT. RANK	GAMES	SCHEDULE	OF SCHEDULE	RPI	RPI	RPI	RPI		
DIV. I ONLY		30-15-0	.66667	39	11-4-0	49	29	26	.57731	28	3	3
DIV. I NON-CONF.		18-5-0	.78261	18	5-0-0	212	137	50	.55861	51	3	3
<hr/>												
TOTALS	RPI 1-25	RPI 26-50		W-L RECORDS		RPI 51-100		RPI 101-150		RPI 150+		
30-15-0	6-5-0	2-4-0		OVERALL		10-4-0		4-1-0		8-1-0		
14-6-0	5-4-0	2-1-0		HOME		3-1-0		0-0-0		4-0-0		
11-8-0	1-1-0	0-3-0		AWAY		7-2-0		3-1-0		0-1-0		
5-1-0	0-0-0	0-0-0		NEUTRAL		0-1-0		1-0-0		4-0-0		
18-5-0	0-1-0	0-0-0		NON-CONFERENCE		6-2-0		4-1-0		8-1-0		
7-1-0	0-0-0	0-0-0		HOME		3-1-0		0-0-0		4-0-0		
6-3-0	0-1-0	0-0-		AWAY		3-0-0		3-1-0		0-1-0		
5-1-0	0-0-0	0-0-0		NEUTRAL		0-1-0		1-0-0		4-0-0		
12-10-0	6-4-0	2-4-0		CONFERENCE		4-2-0		0-0-0		0-0-0		
7-5-0	5-4-0	2-1-0		HOME		0-0-0		0-0-0		0-0-0		
5-5-0	1-0-0	0-3-0		AWAY		4-2-0		0-0-0		0-0-0		
0-0-0	0-0-0	0-0-0		NEUTRAL		0-0-0		0-0-0		0-0-0		
RPI	S	Opponent	Score	RPI	S	Opponent	Score	RPI	S	Opponent	Score	
3	H	UCLA	3 0	30	A	Arizona St.	2 3	66	H	Illinois	8 2	
3	H	UCLA	7 6	30	A	Arizona St.	2 8	67	H	Oklahoma	11 7	
3	H	UCLA	0 4	30	A	Arizona St.	1 5	73	A	Southern California	2 6	
6	A	Oregon	7 1	42	H	Washington	9 0	73	A	Southern California	5 3	
15	H	Stanford	2 8	42	H	Washington	2 3	73	A	Southern California	2 3	
15	H	Stanford	5 4	42	H	Washington	5 3	75	A	California	4 1	
15	H	Stanford	4 2					75	A	California	9 2	
21	H	Arizona	5 7					75	A	California	13 5	
21	H	Arizona	4 5					81	A	Nevada	6 5	
21	H	Arizona	6 5					81	A	Nevada	10 7	
25	A	San Diego	2 13					86	N	St. Mary's (CA)	4 5	
								87	A	Portland	5 0	
								87	H	Portland	8 2	
								90	H	Connecticut	3 6	
</												

Non-Div. I Games:

Oregon St.



73 A Southern California	5	3
6 A Oregon	7	1

O  
r  
e  
g  
o  
n  
s  
t  
.

O  
r  
e  
g  
o  
n  
s  
t  
.



[illegible]

**Non-Div. I Games:**

Appalachian St.



143 A Wofford	7	6
143 A Wofford	3	2

A  
p  
p  
a  
l  
a  
c  
h  
i  
a  
n  
s  
t  
.

A  
p  
p  
a  
l  
a  
c  
h  
i  
a  
n  
s  
t  
.



Average RPI Win: 114		WON-LOST RECORD		WINNING PCT. RANK		LAST 15 GAMES		STRENGTH OF SCHEDULE		OPP. STRENGTH OF SCHEDULE		TEAM RPI		ADJ RPI		CONF. RPI		ADJ CONF. RPI					
DIV. I ONLY		29-17-0		.63043 55		10-5-0		33		23		29		.57667 30		3		3					
DIV. I NON-CONF.		14-7-0		.66667 56		1-1-0		102		84		51		.56054 48		3		3					
TOTALS		RPI 1-25		RPI 26-50		W-L RECORDS		RPI 51-100		RPI 101-150		RPI 150+											
29-17-0		3-9-0		3-0-0		OVERALL		11-7-0		1-0-0		11-1-0											
20-5-0		2-1-0		3-0-0		HOME		6-3-0		0-0-0		9-1-0											
6-11-0		1-8-0		0-0-0		AWAY		5-3-0		0-0-0		0-0-0											
3-1-0		0-0-0		0-0-0		NEUTRAL		0-1-0		1-0-0		2-0-0											
14-7-0		1-1-0		0-0-0		NON-CONFERENCE		4-5-0		1-0-0		8-1-0											
8-4-0		1-1-0		0-0-0		HOME		1-2-0		0-0-0		6-1-0											
3-2-0		0-0-0		0-0-		AWAY		3-2-0		0-0-0		0-0-0											
3-1-0		0-0-0		0-0-0		NEUTRAL		0-1-0		1-0-0		2-0-0											
15-10-0		2-8-0		3-0-0		CONFERENCE		7-2-0		0-0-0		3-0-0											
12-1-0		1-0-0		3-0-0		HOME		5-1-0		0-0-0		3-0-0											
3-9-0		1-8-0		0-0-0		AWAY		2-1-0		0-0-0		0-0-0											
0-0-0		0-0-0		0-0-0		NEUTRAL		0-0-0		0-0-0		0-0-0											
RPI	S	Opponent		Score		RPI	S	Opponent		Score		RPI	S	Opponent		Score							
3	A	UCLA		5 6		28	H	Oregon St.		8 2		52	A	Long Beach St.		6 1		138	N	Saint Louis		9 1	
3	A	UCLA		4 3		28	H	Oregon St.		5 1		52	A	Long Beach St.		3 7		169	H	UC Riverside		11 2	
3	A	UCLA		2 4		28	H	Oregon St.		3 2		52	A	Long Beach St.		3 2		169	H	UC Riverside		11 3	
6	A	Oregon		0 1								61	H	Utah Valley		9 0		169	H	UC Riverside		1 3	
6	A	Oregon		3 4								61	H	Utah Valley		6 9		201	N	Winthrop		17 2	
6	A	Oregon		1 3								73	H	Southern California		8 1		202	H	Utah		4 2	
14	H	Cal St. Fullerton		5 9								73	H	Southern California		4 0		202	H	Utah		17 1	
14	H	Cal St. Fullerton		1 0								73	H	Southern California		5 1		202	H	Utah		5 3	
15	A	Stanford		5 17								74	H	Texas Tech		4 8		215	H	Western Mich.		13 0	
15	A	Stanford		7 8								75	H	California		9 6		215	H	Western Mich.		10 0	
15	A	Stanford		5 9								75	H	California		5 1		215	H	Western Mich.		17 2	
21	H	Arizona		12 8								75	H	California		2 3		225	H	UNLV		4 2	
												82	A	Washington St.		6 7		248	N	Northern Ill.		4 3	
												82	A	Washington St.		7 4							
												82	A	Washington St.		2 0							
												86	N	St. Mary's (CA)		3 4							
												88	A	New Mexico		6 15							
												88	A	New Mexico		3 1							
LAST 15 GAMES																							
						202	H	Utah		4 2		15	A	Stanford		7 8							
						202	H	Utah		17 1		15	A	Stanford		5 17							
						202	H	Utah		5 3		21	H	Arizona		12 8							
						82	A	Washington St.		6 7													
						82	A	Washington St.		2 0													

Non-Div. I Games:

Arizona St.



82 A Washington St.	7	4
15 A Stanford	5	9

A  
r  
i  
z  
o  
n  
a  
S  
t  
.

A  
r  
i  
z  
o  
n  
a  
S  
t  
.



Average RPI Win: 98		WON-LOST	WINNING	LAST 15	STRENGTH OF		OPP. STRENGTH	TEAM	ADJ		CONF.	ADJ CONF.
Average RPI Loss: 48		RECORD	PCT. RANK	GAMES	SCHEDULE		OF SCHEDULE	RPI	RPI		RPI	RPI
DIV. I ONLY		29-19-0	.60417	69	10-5-0		19	13	27		.57601	31
DIV. I NON-CONF.		19-5-0	.79167	16	6-0-0		79	82	22		.59419	23
TOTALS		RPI 1-25	RPI 26-50		W-L RECORDS		RPI 51-100		RPI 101-150		RPI 150+	
29-19-0		4-8-0	4-4-0		OVERALL		12-5-0		2-1-0		7-1-0	
18-9-0		1-5-0	2-1-0		HOME		9-3-0		1-0-0		5-0-0	
9-9-0		3-3-0	1-3-0		AWAY		3-2-0		0-0-0		2-1-0	
2-1-0		0-0-0	1-0-0		NEUTRAL		0-0-0		1-1-0		0-0-0	
19-5-0		0-0-0	1-1-0		NON-CONFERENCE		9-2-0		2-1-0		7-1-0	
13-2-0		0-0-0	0-0-0		HOME		7-2-0		1-0-0		5-0-0	
4-2-0		0-0-0	0-0-		AWAY		2-0-0		0-0-0		2-1-0	
2-1-0		0-0-0	1-0-0		NEUTRAL		0-0-0		1-1-0		0-0-0	
10-14-0		4-8-0	3-3-0		CONFERENCE		3-3-0		0-0-0		0-0-0	
5-7-0		1-5-0	2-1-0		HOME		2-1-0		0-0-0		0-0-0	
5-7-0		3-3-0	1-2-0		AWAY		1-2-0		0-0-0		0-0-0	
0-0-0		0-0-0	0-0-0		NEUTRAL		0-0-0		0-0-0		0-0-0	
RPI S	Opponent	Score	RPI S	Opponent	Score	RPI S	Opponent	Score	RPI S	Opponent	Score	
2	H Florida St.	4 8	32	H Virginia Tech	12 3	62	H Ohio St.	13 4	115	H Mercer	6 4	
2	H Florida St.	7 12	32	H Virginia Tech	9 12	62	H Ohio St.	12 4	117	N Kent St.	0 5	
2	H Florida St.	1 2	32	H Virginia Tech	9 1	62	H Ohio St.	3 7	117	N Kent St.	6 2	
8	A North Carolina	6 12	40	A Wake Forest	3 11	63	A Boston College	7 15	182	A Georgia St.	4 5	
8	A North Carolina	4 2	40	A Wake Forest	2 4	63	A Boston College	2 1	182	H Georgia St.	8 4	
8	A North Carolina	11 4	40	A Wake Forest	8 7	63	A Boston College	3 4	191	H Charlotte	6 3	
13	A North Carolina St.	3 8	41	A Georgia	1 7	79	A Kennesaw St.	7 3	191	H Charlotte	6 5	
13	A North Carolina St.	14 6	41	N Georgia	4 3	79	H Kennesaw St.	11 5	191	H Charlotte	9 0	
13	A North Carolina St.	5 8				89	H Rutgers	9 4	201	A Winthrop	5 0	
24	H Clemson	8 11				89	H Rutgers	6 3	201	A Winthrop	5 3	
24	H Clemson	7 13				89	H Rutgers	16 2	255	H Wagner	15 4	
24	H Clemson	6 5				91	A Ga. Southern	11 9				
						91	H Ga. Southern	10 5				
						91	H Ga. Southern	3 5				
						98	H Duke	3 4				
						98	H Duke	8 0				
						98	H Duke	1 0				
LAST 15 GAMES												
			191	H Charlotte	6 5	8	A North Carolina	4 2				
			191	H Charlotte	6 3	8	A North Carolina	6 12				
			191	H Charlotte	9 0	8	A North Carolina	11 4				
			24	H Clemson	8 11							
			24	H Clemson	7 13							

Non-Div. I Games:

Georgia Tech



24	H	Clemson	6	5
41	N	Georgia	4	3



Average RPI Win: 128		WON-LOST RECORD		WINNING PCT. RANK		LAST 15 GAMES		STRENGTH OF SCHEDULE		OPP. STRENGTH OF SCHEDULE		TEAM RPI		ADJ RPI		CONF. RPI		ADJ CONF. RPI				
DIV. I ONLY		32-16-0		.66667 39		11-4-0		69		18		31		.5747 32		1		1				
DIV. I NON-CONF.		22-2-0		.91667 1		5-0-0		174		163		17		.60281 16		1		1				
TOTALS		RPI 1-25		RPI 26-50		W-L RECORDS		RPI 51-100		RPI 101-150		RPI 150+										
32-16-0		3-6-0		6-5-0		OVERALL		6-4-0		6-1-0		11-0-0										
20-5-0		2-1-0		3-1-0		HOME		4-3-0		3-0-0		8-0-0										
8-10-0		1-5-0		3-4-0		AWAY		2-1-0		1-0-0		1-0-0										
4-1-0		0-0-0		0-0-0		NEUTRAL		0-0-0		2-1-0		2-0-0										
22-2-0		0-0-0		2-0-0		NON-CONFERENCE		3-1-0		6-1-0		11-0-0										
13-0-0		0-0-0		1-0-0		HOME		1-0-0		3-0-0		8-0-0										
5-1-0		0-0-0		1-0-		AWAY		2-1-0		1-0-0		1-0-0										
4-1-0		0-0-0		0-0-0		NEUTRAL		0-0-0		2-1-0		2-0-0										
10-14-0		3-6-0		4-5-0		CONFERENCE		3-3-0		0-0-0		0-0-0										
7-5-0		2-1-0		2-1-0		HOME		3-3-0		0-0-0		0-0-0										
3-9-0		1-5-0		2-4-0		AWAY		0-0-0		0-0-0		0-0-0										
0-0-0		0-0-0		0-0-0		NEUTRAL		0-0-0		0-0-0		0-0-0										
RPI	S	Opponent		Score		RPI	S	Opponent		Score		RPI	S	Opponent		Score						
2	A	Florida St.		1	2	26	A	Coastal Caro.		3	1	63	H	Boston College		8	4	101	N	Bradley	6	4
2	A	Florida St.		4	11	26	H	Coastal Caro.		4	3	63	H	Boston College		8	4	101	N	Bradley	11	1
2	A	Florida St.		2	5	31	A	Georgia Tech		12	9	63	H	Boston College		8	4	110	N	George Mason	1	7
12	A	Virginia		5	6	31	A	Georgia Tech		1	9	79	A	Kennesaw St.		3	2	128	H	Cornell	9	6
12	A	Virginia		3	4	31	A	Georgia Tech		3	12	79	A	Kennesaw St.		3	6	128	H	Cornell	5	4
12	A	Virginia		10	8	35	H	Maryland		1	8	95	A	Radford		13	5	130	A	High Point	10	6
16	H	Miami (FL)		4	6	35	H	Maryland		7	5	95	H	Radford		7	3	143	H	Wofford	13	4
16	H	Miami (FL)		3	2	35	H	Maryland		6	2	98	H	Duke		3	5	170	N	West Virginia	7	4
16	H	Miami (FL)		5	4	40	A	Wake Forest		8	6	98	H	Duke		3	5	183	H	Davidson	7	3
						40	A	Wake Forest		6	8	98	H	Duke		0	13	216	N	Iowa	4	3
						40	A	Wake Forest		1	5							221	A	James Madison	6	4
								LAST 15 GAMES										255	H	Wagner	14	2
						260	H	VMI		18	0	40	A	Wake Forest		6	8	260	H	VMI	18	0
						275	H	N.C. A&T		6	0	40	A	Wake Forest		1	5	272	H	Yale	17	0
						35	H	Maryland		6	2	26	H	Coastal Caro.		4	3	272	H	Yale	12	2
						35	H	Maryland		1	8							272	H	Yale	15	3
						35	H	Maryland		7	5							272	H	Yale	6	5
																		275	H	N.C. A&T	6	0

Non-Div. I Games:

Virginia Tech



183	H	Davidson	7	3
40	A	Wake Forest	8	6

V  
i  
r  
g  
i  
n  
i  
a  
T  
e  
c  
h

V  
i  
r  
g  
i  
n  
i  
a  
T  
e  
c  
h



T  
C  
U

TCU				Through Games Of Sunday, May 6								
Average RPI Win:	133	WON-LOST RECORD	WINNING PCT. RANK	LAST 15 GAMES	STRENGTH OF SCHEDULE	OPP. STRENGTH OF SCHEDULE	TEAM RPI	ADJ RPI	CONF. RPI	ADJ CONF. RPI		
DIV. I ONLY		29-16-0	.64444	47	12-3-0	36	87	33	.57368	33	18	18
DIV. I NON-CONF.		16-11-0	.59259	89	5-1-0	6	7	23	.59471	22	14	14
-----												
TOTALS	RPI 1-25		RPI 26-50	W-L RECORDS		RPI 51-100		RPI 101-150		RPI 150+		
29-16-0	3-6-0		2-1-0	OVERALL		9-7-0		1-0-0		14-2-0		
21-8-0	2-3-0		2-1-0	HOME		8-3-0		1-0-0		8-1-0		
8-8-0	1-3-0		0-0-0	AWAY		1-4-0		0-0-0		6-1-0		
0-0-0	0-0-0		0-0-0	NEUTRAL		0-0-0		0-0-0		0-0-0		
16-11-0	3-6-0		2-1-0	NON-CONFERENCE		6-4-0		1-0-0		4-0-0		
14-6-0	2-3-0		2-1-0	HOME		6-2-0		1-0-0		3-0-0		
2-5-0	1-3-0		0-0-	AWAY		0-2-0		0-0-0		1-0-0		
0-0-0	0-0-0		0-0-0	NEUTRAL		0-0-0		0-0-0		0-0-0		
13-5-0	0-0-0		0-0-0	CONFERENCE		3-3-0		0-0-0		10-2-0		
7-2-0	0-0-0		0-0-0	HOME		2-1-0		0-0-0		5-1-0		
6-3-0	0-0-0		0-0-0	AWAY		1-2-0		0-0-0		5-1-0		
0-0-0	0-0-0		0-0-0	NEUTRAL		0-0-0		0-0-0		0-0-0		
RPI	S	Opponent	Score	RPI	S	Opponent	Score	RPI	S	Opponent	Score	
4	A	Baylor	1 7	46	H	UNC Wilmington	5 7	54	A	Texas St.	4 8	
4	H	Baylor	9 4	46	H	UNC Wilmington	5 2	54	H	Texas St.	0 1	
14	A	Cal St. Fullerton	2 4	46	H	UNC Wilmington	4 0	58	A	Texas-Arlington	3 4	
14	A	Cal St. Fullerton	10 11					58	H	Texas-Arlington	5 1	
14	A	Cal St. Fullerton	3 2					67	H	Oklahoma	4 3	
17	H	Texas A&M	1 4					74	H	Texas Tech	7 4	
19	H	Ole Miss	4 7					74	H	Texas Tech	2 1	
19	H	Ole Miss	5 3					83	H	Oklahoma St.	6 5	
22	H	Dallas Baptist	3 4					83	H	Oklahoma St.	2 0	
								83	H	Oklahoma St.	3 4	
								88	A	New Mexico	7 12	
								88	A	New Mexico	5 4	
								88	A	New Mexico	8 9	
								88	H	New Mexico	5 3	
								88	H	New Mexico	5 6	
								88	H	New Mexico	2 1	

T  
C  
U

Non-Div. I Games:

TCU



185	H	Manhattan	12	5
185	H	Manhattan	2	1

T  
C  
U

T  
C  
U



Average RPI Win: 137		WON-LOST RECORD		WINNING PCT. RANK		LAST 15 GAMES		STRENGTH OF SCHEDULE		OPP. STRENGTH OF SCHEDULE		TEAM RPI		ADJ RPI		CONF. RPI		ADJ CONF. RPI					
DIV. I ONLY		34-14-0		.70833 19		10-5-0		98		89		34		.57175 34		7		8					
DIV. I NON-CONF.		24-10-0		.70588 41		4-2-0		134		94		44		.5647 43		10		10					
TOTALS		RPI 1-25		RPI 26-50		W-L RECORDS		RPI 51-100		RPI 101-150		RPI 150+											
34-14-0		1-3-0		2-1-0		OVERALL		6-2-0		10-6-0		15-2-0											
16-5-0		0-1-0		0-0-0		HOME		3-1-0		8-3-0		5-0-0											
13-7-0		1-2-0		2-1-0		AWAY		3-1-0		2-3-0		5-0-0											
5-2-0		0-0-0		0-0-0		NEUTRAL		0-0-0		0-0-0		5-2-0											
24-10-0		1-3-0		0-0-0		NON-CONFERENCE		4-2-0		7-3-0		12-2-0											
9-4-0		0-1-0		0-0-0		HOME		1-1-0		6-2-0		2-0-0											
10-4-0		1-2-0		0-0-		AWAY		3-1-0		1-1-0		5-0-0											
5-2-0		0-0-0		0-0-0		NEUTRAL		0-0-0		0-0-0		5-2-0											
10-4-0		0-0-0		2-1-0		CONFERENCE		2-0-0		3-3-0		3-0-0											
7-1-0		0-0-0		0-0-0		HOME		2-0-0		2-1-0		3-0-0											
3-3-0		0-0-0		2-1-0		AWAY		0-0-0		1-2-0		0-0-0											
0-0-0		0-0-0		0-0-0		NEUTRAL		0-0-0		0-0-0		0-0-0											
RPI	S	Opponent		Score		RPI	S	Opponent		Score		RPI	S	Opponent		Score							
7	H	Purdue		2	4	45	A	Wichita St.		6	0	57	H	Illinois St.		10	4	101	A	Bradley	1	2	
22	A	Dallas Baptist		8	4	45	A	Wichita St.		2	3	57	H	Illinois St.		14	4	101	A	Bradley	12	2	
22	A	Dallas Baptist		6	10	45	A	Wichita St.		7	2	58	A	Texas-Arlington		9	4	101	A	Bradley	3	4	
22	A	Dallas Baptist		5	6							74	A	Texas Tech		1	4	111	H	Southern Ill.	12	6	
												74	A	Texas Tech		4	2	111	H	Southern Ill.	3	8	
												83	A	Oklahoma St.		7	1	111	H	Southern Ill.	1	0	
												83	H	Oklahoma St.		5	2	112	A	Oral Roberts	5	3	
												93	H	Missouri		3	4	112	A	Oral Roberts	0	1	
																		112	H	Oral Roberts	3	2	
																		112	H	Oral Roberts	5	0	
																		138	H	Saint Louis	0	1	
																		140	H	Arkansas St.	12	5	
																		140	H	Arkansas St.	5	2	
																		145	H	SIU Edwardsville	3	0	
																		145	H	SIU Edwardsville	1	3	
																		145	H	SIU Edwardsville	10	7	
																		159	A	Northwestern St.	9	1	
																		159	A	Northwestern St.	3	2	
																		159	A	Northwestern St.	8	3	
																		160	H	Kansas St.	3	0	
																		175	A	Kansas	6	3	
																		175	H	Kansas	9	8	
																		175	N	Stephen F. Austin	8	3	
																		175	N	Stephen F. Austin	5	4	
																		200	H	Creighton	5	3	
																		200	H	Creighton	7	0	
																		200	H	Creighton	3	0	
				LAST 15 GAMES																			
						175	A	Kansas		6	3	45	A	Wichita St.		2	3	175	N	Stephen F. Austin		8	3
						258	N	Air Force		11	3	45	A	Wichita St.		7	2	175	N	Stephen F. Austin		5	4
						258	N	Air Force		7	0	45	A	Wichita St.		6	0	200	H	Creighton		5	3
						111	H	Southern Ill.		12	6							200	H	Creighton		7	0
						111	H	Southern Ill.		3	8							200	H	Creighton		3	0

Non-Div. I Games:

Missouri St.



Missouri St.

111	H	Southern Ill.	1	0
93	H	Missouri	3	4

Through Games Of Sunday, May 6

RPI	S	Opponent	Score	
211	N	Tennessee Tech	2	3
211	N	Tennessee Tech	10	8
232	A	Southeast Mo. St.	8	1
234	N	Houston Baptist	5	11
258	N	Air Force	7	0
258	N	Air Force	11	3

Missouri St.

Missouri St.

Missouri St.



Average RPI Win: 126		WON-LOST	WINNING	LAST 15	STRENGTH OF		OPP. STRENGTH	TEAM	ADJ	CONF.	ADJ CONF.
Average RPI Loss: 42		RECORD	PCT. RANK	GAMES	SCHEDULE		OF SCHEDULE	RPI	RPI	RPI	RPI
DIV. I ONLY		29-22-0	.56863	99	6-9-0		28	17	41	.57157	35
DIV. I NON-CONF.		21-4-0	.84	7	4-1-0		67	147	11	.61313	10
TOTALS		RPI 1-25	RPI 26-50		W-L RECORDS		RPI 51-100		RPI 101-150		RPI 150+
29-22-0		8-11-0	1-5-0		OVERALL		5-3-0		0-2-0		15-1-0
18-8-0		3-6-0	0-0-0		HOME		2-1-0		0-1-0		13-0-0
9-14-0		4-5-0	1-5-0		AWAY		2-2-0		0-1-0		2-1-0
2-0-0		1-0-0	0-0-0		NEUTRAL		1-0-0		0-0-0		0-0-0
21-4-0		4-1-0	0-0-0		NON-CONFERENCE		2-0-0		0-2-0		15-1-0
13-1-0		0-0-0	0-0-0		HOME		0-0-0		0-1-0		13-0-0
6-3-0		3-1-0	0-0-		AWAY		1-0-0		0-1-0		2-1-0
2-0-0		1-0-0	0-0-0		NEUTRAL		1-0-0		0-0-0		0-0-0
8-18-0		4-10-0	1-5-0		CONFERENCE		3-3-0		0-0-0		0-0-0
5-7-0		3-6-0	0-0-0		HOME		2-1-0		0-0-0		0-0-0
3-11-0		1-4-0	1-5-0		AWAY		1-2-0		0-0-0		0-0-0
0-0-0		0-0-0	0-0-0		NEUTRAL		0-0-0		0-0-0		0-0-0
RPI S	Opponent	Score	RPI S	Opponent	Score	RPI S	Opponent	Score	RPI S	Opponent	Score
2 A	Florida St.	3 10	32 A	Virginia Tech	8 1	60 A	St. John's (NY)	16 4	110 A	George Mason	3 5
2 A	Florida St.	2 9	32 A	Virginia Tech	5 7	63 A	Boston College	4 5	110 H	George Mason	6 7
3 A	UCLA	5 1	32 A	Virginia Tech	2 6	63 A	Boston College	7 1	157 A	Delaware	1 3
3 A	UCLA	2 1	40 A	Wake Forest	6 9	63 A	Boston College	3 10	157 H	Delaware	2 0
3 A	UCLA	5 6	40 A	Wake Forest	5 10	72 N	Western Caro.	3 0	170 H	West Virginia	3 0
7 N	Purdue	11 1	40 A	Wake Forest	3 4	98 H	Duke	21 2	179 A	Towson	9 1
8 H	North Carolina	3 4				98 H	Duke	3 5	179 H	Towson	2 1
8 H	North Carolina	5 9				98 H	Duke	4 2	185 H	Manhattan	10 1
8 H	North Carolina	1 0							185 H	Manhattan	4 1
13 H	North Carolina St.	4 0							185 H	Manhattan	3 2
13 H	North Carolina St.	7 6							185 H	Manhattan	9 0
13 H	North Carolina St.	2 3							221 H	James Madison	3 0
16 A	Miami (FL)	1 4							226 H	George Washington	8 6
16 A	Miami (FL)	6 4							243 H	Saint Peter's	9 0
16 A	Miami (FL)	1 9							243 H	Saint Peter's	1 0
23 A	East Carolina	2 1							247 H	Bucknell	8 3
24 H	Clemson	2 7							254 A	Navy	4 2
24 H	Clemson	4 5							286 H	Norfolk St.	1 0
24 H	Clemson	3 5									
LAST 15 GAMES											
	2 A Florida St.	2 9		179 H Towson	2 1						
	2 A Florida St.	3 10		179 A Towson	9 1						
	110 A George Mason	3 5		24 H Clemson	2 7						
	286 H Norfolk St.	1 0									
	32 A Virginia Tech	2 6									

Non-Div. I Games:

Maryland



32 A Virginia Tech	8	1
32 A Virginia Tech	5	7

M  
a  
r  
y  
l  
a  
n  
d

M  
a  
r  
y  
l  
a  
n  
d







96 H Loyola Marymount	3	4
96 H Loyola Marymount	1	0

G  
o  
n  
z  
a  
g  
a

G  
o  
n  
z  
a  
g  
a



Average RPI Win:	132	WON-LOST RECORD	WINNING PCT. RANK	LAST 15 GAMES	STRENGTH OF SCHEDULE		OPP. STRENGTH OF SCHEDULE	TEAM RPI	ADJ RPI		CONF. RPI	ADJ CONF. RPI		
DIV. I ONLY		31-15-0	.67391	36	10-5-0	78	41	36	.57028	37	8	7		
DIV. I NON-CONF.		12-7-0	.63158	72	2-2-0	142	25	64	.54759	66	7	7		
<hr/>														
TOTALS	RPI 1-25	RPI 26-50		W-L RECORDS		RPI 51-100		RPI 101-150		RPI 150+				
31-15-0	1-3-0	2-7-0		OVERALL		9-4-0		6-1-0		13-0-0				
18-6-0	0-1-0	1-3-0		HOME		3-1-0		6-1-0		8-0-0				
13-9-0	1-2-0	1-4-0		AWAY		6-3-0		0-0-0		5-0-0				
0-0-0	0-0-0	0-0-0		NEUTRAL		0-0-0		0-0-0		0-0-0				
<hr/>														
12-7-0	1-3-0	0-3-0		NON-CONFERENCE		1-0-0		0-1-0		10-0-0				
6-3-0	0-1-0	0-1-0		HOME		1-0-0		0-1-0		5-0-0				
6-4-0	1-2-0	0-0-		AWAY		0-0-0		0-0-0		5-0-0				
0-0-0	0-0-0	0-0-0		NEUTRAL		0-0-0		0-0-0		0-0-0				
<hr/>														
19-8-0	0-0-0	2-4-0		CONFERENCE		8-4-0		6-0-0		3-0-0				
12-3-0	0-0-0	1-2-0		HOME		2-1-0		6-0-0		3-0-0				
7-5-0	0-0-0	1-2-0		AWAY		6-3-0		0-0-0		0-0-0				
0-0-0	0-0-0	0-0-0		NEUTRAL		0-0-0		0-0-0		0-0-0				
<hr/>														
RPI	S	Opponent	Score		RPI	S	Opponent	Score		RPI	S	Opponent	Score	
9	A	South Carolina	4	3	26	A	Coastal Caro.	1	5	68	H	Samford	3	5
9	H	South Carolina	0	7	29	A	Appalachian St.	8	3	68	H	Samford	7	3
24	A	Clemson	3	12	29	A	Appalachian St.	6	8	68	H	Samford	10	5
24	A	Clemson	3	4	29	A	Appalachian St.	2	8	72	A	Western Caro.	5	4
					46	A	UNC Wilmington	3	7	72	A	Western Caro.	6	7
					46	H	UNC Wilmington	3	6	72	A	Western Caro.	6	2
					50	H	Elon	2	4	90	H	Connecticut	10	6
					50	H	Elon	2	3	91	A	Ga. Southern	4	1
					50	H	Elon	7	1	91	A	Ga. Southern	2	4
										91	A	Ga. Southern	2	4
										94	A	Furman	4	3
										94	A	Furman	14	6
										94	A	Furman	13	11
<hr/>														
LAST 15 GAMES														
24	A	Clemson	3	12	123	H	Citadel	8	4					
24	A	Clemson	3	4	9	A	South Carolina	4	3					
72	A	Western Caro.	6	2	68	H	Samford	10	5					
72	A	Western Caro.	6	7										
72	A	Western Caro.	5	4										

Non-Div. I Games:

Col. of Charleston



123 H Citadel	6	5
123 H Citadel	7	2

C  
o  
l  
.  
o  
f  
C  
h  
a  
r  
l  
e  
s  
t  
o  
n

C  
o  
l  
.  
o  
f  
C  
h  
a  
r  
l  
e  
s  
t  
o  
n



Average RPI Win:	100	WON-LOST RECORD	WINNING PCT. RANK	LAST 15 GAMES	STRENGTH OF SCHEDULE	OPP. STRENGTH OF SCHEDULE	TEAM RPI	ADJ RPI	CONF. RPI	ADJ CONF. RPI		
DIV. I ONLY		26-18-0	.59091	80	9-6-0	20	59	39	.56866	38	6	6
DIV. I NON-CONF.		17-12-0	.58621	94	1-2-0	13	53	35	.57536	35	6	6
<hr/>												
TOTALS	RPI 1-25	RPI 26-50		W-L RECORDS		RPI 51-100		RPI 101-150		RPI 150+		
26-18-0	0-4-0	2-4-0		OVERALL		11-5-0		12-5-0		1-0-0		
18-8-0	0-3-0	0-0-0		HOME		8-2-0		10-3-0		0-0-0		
7-10-0	0-1-0	2-4-0		AWAY		2-3-0		2-2-0		1-0-0		
1-0-0	0-0-0	0-0-0		NEUTRAL		1-0-0		0-0-0		0-0-0		
<hr/>												
17-12-0	0-4-0	1-2-0		NON-CONFERENCE		7-3-0		8-3-0		1-0-0		
14-6-0	0-3-0	0-0-0		HOME		6-1-0		8-2-0		0-0-0		
2-6-0	0-1-0	1-0-		AWAY		0-2-0		0-1-0		1-0-0		
1-0-0	0-0-0	0-0-0		NEUTRAL		1-0-0		0-0-0		0-0-0		
<hr/>												
9-6-0	0-0-0	1-2-0		CONFERENCE		4-2-0		4-2-0		0-0-0		
4-2-0	0-0-0	0-0-0		HOME		2-1-0		2-1-0		0-0-0		
5-4-0	0-0-0	1-2-0		AWAY		2-1-0		2-1-0		0-0-0		
0-0-0	0-0-0	0-0-0		NEUTRAL		0-0-0		0-0-0		0-0-0		
<hr/>												
RPI S	Opponent	Score		RPI S	Opponent	Score		RPI S	Opponent	Score		
14 A	Cal St. Fullerton	6	8	36 A	Gonzaga	7	6	52 H	Long Beach St.	12	2	
17 H	Texas A&M	2	9	36 A	Gonzaga	7	10	59 N	UC Irvine	3	2	
17 H	Texas A&M	0	4	36 A	Gonzaga	3	14	67 H	Oklahoma	7	6	
17 H	Texas A&M	5	12	43 A	Louisville	1	3	67 H	Oklahoma	3	4	
				43 A	Louisville	3	2	67 H	Oklahoma	10	0	
				43 A	Louisville	3	7	73 A	Southern California	4	5	
								73 H	Southern California	7	2	
								76 A	Cal Poly	1	2	
								86 A	St. Mary's (CA)	4	6	
								86 A	St. Mary's (CA)	6	4	
								86 A	St. Mary's (CA)	7	1	
								87 H	Portland	3	4	
								87 H	Portland	3	2	
								87 H	Portland	4	3	
								92 H	VCU	11	2	
								92 H	VCU	6	1	

Non-Div. I Games:

Pepperdine



129 A Santa Clara	6	5
129 A Santa Clara	2	6

P  
e  
p  
p  
e  
r  
d  
i  
n  
e

P  
e  
p  
p  
e  
r  
d  
i  
n  
e



Average RPI Win: 114		WON-LOST	WINNING	LAST 15	STRENGTH OF		OPP. STRENGTH	TEAM	ADJ	CONF.	ADJ CONF.
Average RPI Loss: 44		RECORD	PCT. RANK	GAMES	SCHEDULE		OF SCHEDULE	RPI	RPI	RPI	RPI
DIV. I ONLY		29-18-0	.61702	60	9-6-0		41	20	35	.56834	39
DIV. I NON-CONF.		17-5-0	.77273	24	2-0-0		146	123	34	.57379	36
TOTALS		RPI 1-25	RPI 26-50		W-L RECORDS		RPI 51-100		RPI 101-150		RPI 150+
29-18-0		4-9-0	2-1-0		OVERALL		8-6-0		9-2-0		6-0-0
24-7-0		3-3-0	2-1-0		HOME		7-2-0		6-1-0		6-0-0
4-10-0		1-5-0	0-0-0		AWAY		1-4-0		2-1-0		0-0-0
1-1-0		0-1-0	0-0-0		NEUTRAL		0-0-0		1-0-0		0-0-0
17-5-0		0-0-0	0-0-0		NON-CONFERENCE		4-4-0		7-1-0		6-0-0
16-3-0		0-0-0	0-0-0		HOME		4-2-0		6-1-0		6-0-0
0-2-0		0-0-0	0-0-		AWAY		0-2-0		0-0-0		0-0-0
1-0-0		0-0-0	0-0-0		NEUTRAL		0-0-0		1-0-0		0-0-0
12-13-0		4-9-0	2-1-0		CONFERENCE		4-2-0		2-1-0		0-0-0
8-4-0		3-3-0	2-1-0		HOME		3-0-0		0-0-0		0-0-0
4-8-0		1-5-0	0-0-0		AWAY		1-2-0		2-1-0		0-0-0
0-1-0		0-1-0	0-0-0		NEUTRAL		0-0-0		0-0-0		0-0-0
RPI S	Opponent	Score	RPI S	Opponent	Score	RPI S	Opponent	Score	RPI S	Opponent	Score
5 A	LSU	2 3	47 H	Vanderbilt	7 4	55 A	Southeastern La.	3 4	108 H	Lipscomb	6 4
5 A	LSU	3 4	47 H	Vanderbilt	8 7	55 A	Southeastern La.	1 5	108 H	Lipscomb	16 6
5 A	LSU	7 1	47 H	Vanderbilt	3 4	64 A	Auburn	2 8	109 N	Southern Miss.	5 0
9 A	South Carolina	6 7				64 A	Auburn	6 10	115 H	Mercer	3 1
9 A	South Carolina	4 6				64 A	Auburn	5 3	115 H	Mercer	1 6
9 A	South Carolina	3 5				70 H	Memphis	6 7	115 H	Mercer	5 3
11 H	Arkansas	5 8				82 H	Washington St.	6 2	127 H	Penn St.	7 3
11 H	Arkansas	0 8				82 H	Washington St.	5 6	127 H	Penn St.	10 6
11 H	Arkansas	11 2				82 H	Washington St.	5 4	139 A	Alabama	3 2
19 H	Ole Miss	4 2				90 H	Connecticut	5 4	139 A	Alabama	7 8
19 H	Ole Miss	4 0				90 H	Connecticut	3 1	139 A	Alabama	3 1
19 H	Ole Miss	2 6				100 H	Tennessee	2 1	172 H	South Ala.	2 0
19 N	Ole Miss	3 6				100 H	Tennessee	3 2	175 H	Kansas	1 0
						100 H	Tennessee	7 1	175 H	Kansas	3 1
									267 H	Alcorn St.	6 2
									291 H	Mississippi Val.	13 5
									291 H	Mississippi Val.	5 1
LAST 15 GAMES											
			139 A	Alabama	7 8		100 H	Tennessee	3 2		
			139 A	Alabama	3 2		100 H	Tennessee	7 1		
			139 A	Alabama	3 1		100 H	Tennessee	2 1		
			19 H	Ole Miss	4 2						
			19 H	Ole Miss	2 6						

Non-Div. I Games:

Mississippi St.



Mississippi St.

Through Games Of Sunday, May 6

Mississippi St.

19	H	Ole Miss	4	0
109	N	Southern Miss.	5	0

M  
i  
s  
s  
i  
s  
s  
i  
p  
p  
i  
s  
t  
.

M  
i  
s  
s  
i  
s  
s  
i  
p  
p  
i  
s  
t  
.



## Wake Forest

## Through Games Of Sunday, May 6

Average RPI Win: 121		WON-LOST	WINNING	LAST 15	STRENGTH OF		OPP. STRENGTH	TEAM	ADJ		CONF.	ADJ CONF.
Average RPI Loss: 30		RECORD	PCT. RANK	GAMES	SCHEDULE		OF SCHEDULE	RPI	RPI		RPI	RPI
DIV. I ONLY		27-20-0	.57447	92	27		12	40	.5683		1	1
DIV. I NON-CONF.		18-5-0	.78261	18	195		69	39	.56831		1	1
TOTALS		RPI 1-25	RPI 26-50		W-L RECORDS		RPI 51-100		RPI 101-150		RPI 150+	
27-20-0		2-10-0	9-6-0		OVERALL		2-3-0		4-1-0		10-0-0	
21-5-0		1-2-0	8-2-0		HOME		1-0-0		3-1-0		8-0-0	
6-15-0		1-8-0	1-4-0		AWAY		1-3-0		1-0-0		2-0-0	
0-0-0		0-0-0	0-0-0		NEUTRAL		0-0-0		0-0-0		0-0-0	
18-5-0		0-0-0	2-4-0		NON-CONFERENCE		2-0-0		4-1-0		10-0-0	
13-1-0		0-0-0	1-0-0		HOME		1-0-0		3-1-0		8-0-0	
5-4-0		0-0-0	1-0-		AWAY		1-0-0		1-0-0		2-0-0	
0-0-0		0-0-0	0-0-0		NEUTRAL		0-0-0		0-0-0		0-0-0	
9-15-0		2-10-0	7-2-0		CONFERENCE		0-3-0		0-0-0		0-0-0	
8-4-0		1-2-0	7-2-0		HOME		0-0-0		0-0-0		0-0-0	
1-11-0		1-8-0	0-0-0		AWAY		0-3-0		0-0-0		0-0-0	
0-0-0		0-0-0	0-0-0		NEUTRAL		0-0-0		0-0-0		0-0-0	
RPI S	Opponent	Score	RPI S	Opponent	Score	RPI S	Opponent	Score	RPI S	Opponent	Score	
2 H	Florida St.	7 5	27 A	New Mexico St.	3 5	63 A	Boston College	0 1	130 A	High Point	2 0	
2 H	Florida St.	2 3	27 A	New Mexico St.	8 5	63 A	Boston College	1 6	130 H	High Point	15 16	
2 H	Florida St.	4 5	27 A	New Mexico St.	1 3	63 A	Boston College	5 9	142 H	Valparaiso	13 4	
8 A	North Carolina	3 7	27 A	New Mexico St.	9 13	91 H	Ga. Southern	14 4	142 H	Valparaiso	3 0	
8 A	North Carolina	3 4	31 H	Georgia Tech	4 2	97 A	UNC Greensboro	10 2	148 H	UNC Asheville	9 8	
8 A	North Carolina	7 6	31 H	Georgia Tech	11 3				191 A	Charlotte	12 7	
12 A	Virginia	2 11	31 H	Georgia Tech	7 8				199 H	Eastern Mich.	8 7	
12 A	Virginia	1 4	32 H	Virginia Tech	6 8				199 H	Eastern Mich.	12 3	
12 A	Virginia	4 9	32 H	Virginia Tech	5 1				201 A	Winthrop	5 2	
13 A	North Carolina St.	4 5	32 H	Virginia Tech	8 6				220 H	Marshall	5 1	
13 A	North Carolina St.	5 9	35 H	Maryland	4 3				220 H	Marshall	6 1	
13 A	North Carolina St.	2 6	35 H	Maryland	9 6				223 H	Georgetown	5 2	
			35 H	Maryland	10 5				229 H	Cincinnati	7 0	
			50 A	Elon	2 3				231 H	NJIT	12 7	
			50 H	Elon	7 5				288 H	UMBC	10 2	
LAST 15 GAMES												
50 A	Elon	2 3	32 H	Virginia Tech	8 6							
50 H	Elon	7 5	32 H	Virginia Tech	5 1							
63 A	Boston College	5 9	97 A	UNC Greensboro	10 2							
63 A	Boston College	1 6										
63 A	Boston College	0 1										

Non-Div. I Games:

Wake Forest



201 A	Winthrop	5	2
32 H	Virginia Tech	6	8

Wake Forest

Wake Forest



Average RPI Win: 119		WON-LOST RECORD		WINNING PCT. RANK		LAST 15 GAMES		STRENGTH OF SCHEDULE		OPP. STRENGTH OF SCHEDULE		TEAM RPI		ADJ RPI		CONF. RPI		ADJ CONF. RPI	
DIV. I ONLY		28-20-0		.58333 84		8-7-0		30		9		38		.56812 41		2		2	
DIV. I NON-CONF.		16-8-0		.66667 56		1-2-0		188		45		71		.541 73		2		2	
TOTALS		RPI 1-25		RPI 26-50		W-L RECORDS		RPI 51-100		RPI 101-150		RPI 150+							
28-20-0		7-13-0		2-3-0		OVERALL		7-3-0		0-0-0		12-1-0							
22-11-0		3-7-0		1-0-0		HOME		6-3-0		0-0-0		12-1-0							
5-8-0		4-6-0		1-2-0		AWAY		0-0-0		0-0-0		0-0-0							
1-1-0		0-0-0		0-1-0		NEUTRAL		1-0-0		0-0-0		0-0-0							
16-8-0		1-4-0		1-1-0		NON-CONFERENCE		2-2-0		0-0-0		12-1-0							
14-7-0		0-4-0		1-0-0		HOME		1-2-0		0-0-0		12-1-0							
1-0-0		1-0-0		0-0-		AWAY		0-0-0		0-0-0		0-0-0							
1-1-0		0-0-0		0-1-0		NEUTRAL		1-0-0		0-0-0		0-0-0							
12-12-0		6-9-0		1-2-0		CONFERENCE		5-1-0		0-0-0		0-0-0							
8-4-0		3-3-0		0-0-0		HOME		5-1-0		0-0-0		0-0-0							
4-8-0		3-6-0		1-2-0		AWAY		0-0-0		0-0-0		0-0-0							
0-0-0		0-0-0		0-0-0		NEUTRAL		0-0-0		0-0-0		0-0-0							
RPI S	Opponent	Score		RPI S	Opponent	Score		RPI S	Opponent	Score		RPI S	Opponent	Score					
1 A	Florida	3	6	31 H	Georgia Tech	7	1	64 H	Auburn	6	5	161 H	Presbyterian	5	4				
1 A	Florida	5	3	31 N	Georgia Tech	3	4	64 H	Auburn	5	2	161 H	Presbyterian	6	1				
1 A	Florida	2	3	47 A	Vanderbilt	3	5	64 H	Auburn	9	3	161 H	Presbyterian	11	0				
3 H	UCLA	0	2	47 A	Vanderbilt	1	0	69 H	Liberty	5	3	182 H	Georgia St.	4	1				
3 H	UCLA	6	7	47 A	Vanderbilt	4	5	72 H	Western Caro.	3	5	201 H	Winthrop	2	1				
3 H	UCLA	3	7					79 N	Kennesaw St.	3	2	201 H	Winthrop	13	5				
5 A	LSU	4	8					94 H	Furman	4	5	201 H	Winthrop	3	0				
5 A	LSU	5	3					100 H	Tennessee	10	5	262 H	Western Ill.	4	1				
5 A	LSU	5	6					100 H	Tennessee	4	0	262 H	Western Ill.	3	2				
10 H	Kentucky	8	9					100 H	Tennessee	0	3	262 H	Western Ill.	4	7				
10 H	Kentucky	7	6									267 H	Alcorn St.	8	5				
10 H	Kentucky	2	11									267 H	Alcorn St.	23	6				
11 A	Arkansas	3	8									285 H	Savannah St.	5	0				
11 A	Arkansas	4	2																
11 A	Arkansas	0	8																
19 H	Ole Miss	6	3																
19 H	Ole Miss	3	8																
19 H	Ole Miss	8	4																
24 A	Clemson	8	7																
24 H	Clemson	5	10																
				LAST 15 GAMES															
				64 H Auburn 9 3				1 A Florida 3 6											
				64 H Auburn 6 5				1 A Florida 5 3											
				64 H Auburn 5 2				1 A Florida 2 3											
				5 A LSU 5 3															
				5 A LSU 4 8															

Non-Div. I Games:

Georgia



5	A	LSU	5	6
31	N	Georgia Tech	3	4



Average RPI Win:	116	WON-LOST RECORD	WINNING PCT. RANK	LAST 15 GAMES	STRENGTH OF SCHEDULE	OPP. STRENGTH OF SCHEDULE	TEAM RPI	ADJ RPI	CONF. RPI	ADJ CONF. RPI		
DIV. I ONLY		26-18-0	.59091	80	9-6-0	40	37	43	.56375	42	3	3
DIV. I NON-CONF.		15-8-0	.65217	63	2-1-0	81	115	53	.5598	49	3	3
<hr/>												
TOTALS	RPI 1-25	RPI 26-50		W-L RECORDS		RPI 51-100		RPI 101-150		RPI 150+		
26-18-0	4-5-0	1-4-0		OVERALL		8-6-0		1-0-0		12-3-0		
12-9-0	4-5-0	0-2-0		HOME		0-1-0		0-0-0		8-1-0		
14-9-0	0-0-0	1-2-0		AWAY		8-5-0		1-0-0		4-2-0		
0-0-0	0-0-0	0-0-0		NEUTRAL		0-0-0		0-0-0		0-0-0		
15-8-0	0-0-0	0-2-0		NON-CONFERENCE		4-4-0		1-0-0		10-2-0		
8-4-0	0-0-0	0-2-0		HOME		0-1-0		0-0-0		8-1-0		
7-4-0	0-0-0	0-0-		AWAY		4-3-0		1-0-0		2-1-0		
0-0-0	0-0-0	0-0-0		NEUTRAL		0-0-0		0-0-0		0-0-0		
11-10-0	4-5-0	1-2-0		CONFERENCE		4-2-0		0-0-0		2-1-0		
4-5-0	4-5-0	0-0-0		HOME		0-0-0		0-0-0		0-0-0		
7-5-0	0-0-0	1-2-0		AWAY		4-2-0		0-0-0		2-1-0		
0-0-0	0-0-0	0-0-0		NEUTRAL		0-0-0		0-0-0		0-0-0		
RPI S	Opponent	Score	RPI S	Opponent	Score	RPI S	Opponent	Score	RPI S	Opponent	Score	
6 H	Oregon	8 3	28 A	Oregon St.	3 2	59 A	UC Irvine	3 0	124 A	Cal St. Northridge	18 6	
6 H	Oregon	2 3	28 A	Oregon St.	0 9	59 A	UC Irvine	7 8	158 A	San Diego St.	12 9	
6 H	Oregon	5 0	28 A	Oregon St.	3 5	59 A	UC Irvine	4 3	158 A	San Diego St.	9 10	
15 H	Stanford	2 5	36 H	Gonzaga	4 6	73 A	Southern California	5 0	158 A	San Diego St.	7 4	
15 H	Stanford	6 4	36 H	Gonzaga	5 8	73 A	Southern California	7 0	165 H	CSU Bakersfield	4 2	
15 H	Stanford	6 8				73 A	Southern California	6 3	165 H	CSU Bakersfield	13 1	
21 H	Arizona	2 10				75 A	California	6 7	165 H	CSU Bakersfield	7 3	
21 H	Arizona	1 4				75 A	California	2 5	186 H	Seattle	1 5	
21 H	Arizona	6 5				75 A	California	5 3	186 H	Seattle	6 0	
						76 A	Cal Poly	10 5	202 A	Utah	0 6	
						76 A	Cal Poly	0 2	202 A	Utah	7 6	
						76 A	Cal Poly	3 6	202 A	Utah	9 1	
						87 A	Portland	6 4	210 H	Saint Joseph's	1 0	
						87 H	Portland	1 4	210 H	Saint Joseph's	9 1	
									210 H	Saint Joseph's	6 0	
									210 H	Saint Joseph's	2 1	
<hr/>												
LAST 15 GAMES												
73 A Southern California						5	0	21 H Arizona	6	5		
73 A Southern California						6	3	21 H Arizona	1	4		
73 A Southern California						7	0	21 H Arizona	2	10		
202 A Utah						7	6					
202 A Utah						0	6					

Non-Div. I Games:

Washington



202	A	Utah	9	1
87	A	Portland	6	4

W  
a  
s  
h  
i  
n  
g  
t  
o  
n

W  
a  
s  
h  
i  
n  
g  
t  
o  
n



Average RPI Win:		141	WON-LOST RECORD		WINNING PCT. RANK	LAST 15 GAMES	STRENGTH OF SCHEDULE		OPP. STRENGTH OF SCHEDULE	TEAM RPI	ADJ RPI	CONF. RPI	ADJ CONF. RPI					
Average RPI Loss:		108																
DIV. I ONLY			33-15-0		.6875	29	9-6-0		115	75	42	.56295	43	14	13			
DIV. I NON-CONF.			19-8-0		.7037	42	2-1-0		84	21	33	.57699	33	15	15			
TOTALS		RPI 1-25		RPI 26-50		W-L RECORDS		RPI 51-100		RPI 101-150		RPI 150+						
33-15-0		3-3-0		3-1-0		OVERALL		8-2-0		3-4-0		16-5-0						
22-7-0		2-1-0		2-1-0		HOME		4-1-0		2-2-0		12-2-0						
8-6-0		1-1-0		0-0-0		AWAY		3-1-0		0-1-0		4-3-0						
3-2-0		0-1-0		1-0-0		NEUTRAL		1-0-0		1-1-0		0-0-0						
19-8-0		3-3-0		3-1-0		NON-CONFERENCE		4-0-0		2-2-0		7-2-0						
14-3-0		2-1-0		2-1-0		HOME		2-0-0		1-0-0		7-1-0						
2-3-0		1-1-0		0-0-		AWAY		1-0-0		0-1-0		0-1-0						
3-2-0		0-1-0		1-0-0		NEUTRAL		1-0-0		1-1-0		0-0-0						
14-7-0		0-0-0		0-0-0		CONFERENCE		4-2-0		1-2-0		9-3-0						
8-4-0		0-0-0		0-0-0		HOME		2-1-0		1-2-0		5-1-0						
6-3-0		0-0-0		0-0-0		AWAY		2-1-0		0-0-0		4-2-0						
0-0-0		0-0-0		0-0-0		NEUTRAL		0-0-0		0-0-0		0-0-0						
RPI	S	Opponent		Score		RPI	S	Opponent		Score		RPI	S	Opponent		Score		
7	A	Purdue		1	2	38	H	Pepperdine		2	3	62	H	Ohio St.		20	0	
10	A	Kentucky		12	0	38	H	Pepperdine		7	3	66	N	Illinois		4	3	
10	H	Kentucky		10	2	38	H	Pepperdine		3	1	80	A	South Fla.		6	5	
19	H	Ole Miss		4	3	44	N	Michigan St.		7	6	80	A	South Fla.		1	5	
19	H	Ole Miss		8	18							80	A	South Fla.		12	1	
23	N	East Carolina		4	9							90	H	Connecticut		5	0	
												90	H	Connecticut		14	6	
												90	H	Connecticut		4	7	
												99	A	Indiana		21	4	
												99	H	Indiana		13	4	
														156 H Villanova		12	1	
														162 H Eastern Ill.		2	3	
														170 A West Virginia		7	6	
														170 A West Virginia		8	4	
														170 A West Virginia		3	4	
														173 A Western Ky.		1	8	
														173 H Western Ky.		9	2	
														223 A Georgetown		3	6	
														223 A Georgetown		12	1	
														223 A Georgetown		5	1	
														229 H Cincinnati		12	4	
														229 H Cincinnati		10	2	
														229 H Cincinnati		5	4	
														238 H Oakland		10	7	
														238 H Oakland		6	3	
														238 H Oakland		7	4	
														259 H Ball St.		9	4	
														259 H Ball St.		14	5	
				LAST 15 GAMES														
				170	A	West Virginia	8	4	10	H	Kentucky	10	2	238	H	Oakland	10	7
				170	A	West Virginia	7	6	80	A	South Fla.	1	5	238	H	Oakland	6	3
				170	A	West Virginia	3	4	80	A	South Fla.	12	1	238	H	Oakland	7	4
				173	A	Western Ky.	1	8						259	H	Ball St.	9	4
				90	H	Connecticut	4	7						259	H	Ball St.	14	5

Non-Div. I Games:

Louisville



Louisville

90	H	Connecticut	14	6
90	H	Connecticut	5	0

Through Games Of Sunday, May 6

RPI	S	Opponent	Score
259	H	Ball St.	13 5

Louisville

L  
o  
u  
i  
s  
v  
i  
l  
l  
e

L  
o  
u  
i  
s  
v  
i  
l  
l  
e



Average RPI Win:		144	WON-LOST RECORD		WINNING PCT. RANK	LAST 15 GAMES	STRENGTH OF SCHEDULE		OPP. STRENGTH OF SCHEDULE	TEAM RPI	ADJ RPI	CONF. RPI	ADJ CONF. RPI				
Average RPI Loss:		97															
DIV. I ONLY			29-16-0		.64444	47	9-6-0		73	104	45	.56121	44	11	12		
DIV. I NON-CONF.			19-8-0		.7037	42	2-1-0		122	144	43	.56386	44	13	13		
TOTALS		RPI 1-25		RPI 26-50		W-L RECORDS		RPI 51-100		RPI 101-150		RPI 150+					
29-16-0		2-5-0		0-1-0		OVERALL		9-4-0		4-1-0		14-5-0					
11-4-0		0-0-0		0-0-0		HOME		2-1-0		3-1-0		6-2-0					
14-8-0		2-5-0		0-0-0		AWAY		6-2-0		0-0-0		6-1-0					
4-4-0		0-0-0		0-1-0		NEUTRAL		1-1-0		1-0-0		2-2-0					
19-8-0		1-3-0		0-1-0		NON-CONFERENCE		3-1-0		2-0-0		13-3-0					
7-1-0		0-0-0		0-0-0		HOME		0-0-0		1-0-0		6-1-0					
8-3-0		1-3-0		0-0-		AWAY		2-0-0		0-0-0		5-0-0					
4-4-0		0-0-0		0-1-0		NEUTRAL		1-1-0		1-0-0		2-2-0					
10-8-0		1-2-0		0-0-0		CONFERENCE		6-3-0		2-1-0		1-2-0					
4-3-0		0-0-0		0-0-0		HOME		2-1-0		2-1-0		0-1-0					
6-5-0		1-2-0		0-0-0		AWAY		4-2-0		0-0-0		1-1-0					
0-0-0		0-0-0		0-0-0		NEUTRAL		0-0-0		0-0-0		0-0-0					
RPI	S	Opponent		Score		RPI	S	Opponent		Score		RPI	S	Opponent		Score	
4	A	Baylor		4	0	43	N	Louisville		6	7	60	N	St. John's (NY)		11	4
7	A	Purdue		5	0							62	H	Ohio St.		10	5
7	A	Purdue		2	6							62	H	Ohio St.		2	1
7	A	Purdue		3	4							62	H	Ohio St.		0	1
17	A	Texas A&M		0	4							66	A	Illinois		6	8
17	A	Texas A&M		8	9							66	A	Illinois		15	8
17	A	Texas A&M		3	7							66	A	Illinois		6	5
												80	N	South Fla.		1	2
												94	A	Furman		4	2
												94	A	Furman		6	2
												99	A	Indiana		20	10
												99	A	Indiana		2	3
												99	A	Indiana		6	0
														</			

Non-Div. I Games:

Michigan St.



7 A Purdue	2	6
132 H Minnesota	5	4

M  
i  
c  
h  
i  
g  
a  
n  
s  
t  
.

M  
i  
c  
h  
i  
g  
a  
n  
s  
t  
.



Average RPI Win: 115		WON-LOST	WINNING	LAST 15	STRENGTH OF		OPP. STRENGTH	TEAM	ADJ	CONF.	ADJ CONF.
Average RPI Loss: 72		RECORD	PCT. RANK	GAMES	SCHEDULE		OF SCHEDULE	RPI	RPI	RPI	RPI
DIV. I ONLY		29-22-0	.56863	99	8-7-0		23	69	44	.56068	45
DIV. I NON-CONF.		22-14-0	.61111	83	5-1-0		50	37	52	.55913	50
TOTALS		RPI 1-25	RPI 26-50		W-L RECORDS		RPI 51-100		RPI 101-150		RPI 150+
29-22-0		4-3-0	3-3-0		OVERALL		8-9-0		4-5-0		10-2-0
21-11-0		4-3-0	3-3-0		HOME		4-2-0		2-2-0		8-1-0
8-9-0		0-0-0	0-0-0		AWAY		4-7-0		2-2-0		2-0-0
0-2-0		0-0-0	0-0-0		NEUTRAL		0-0-0		0-1-0		0-1-0
22-14-0		4-3-0	2-1-0		NON-CONFERENCE		5-6-0		1-2-0		10-2-0
18-8-0		4-3-0	2-1-0		HOME		4-2-0		0-1-0		8-1-0
4-4-0		0-0-0	0-0-		AWAY		1-4-0		1-0-0		2-0-0
0-2-0		0-0-0	0-0-0		NEUTRAL		0-0-0		0-1-0		0-1-0
7-8-0		0-0-0	1-2-0		CONFERENCE		3-3-0		3-3-0		0-0-0
3-3-0		0-0-0	1-2-0		HOME		0-0-0		2-1-0		0-0-0
4-5-0		0-0-0	0-0-0		AWAY		3-3-0		1-2-0		0-0-0
0-0-0		0-0-0	0-0-0		NEUTRAL		0-0-0		0-0-0		0-0-0
RPI S	Opponent	Score	RPI S	Opponent	Score	RPI S	Opponent	Score	RPI S	Opponent	Score
7 H	Purdue	3 8	34 H	Missouri St.	2 7	52 H	Long Beach St.	2 3	107 A	Evansville	14 9
7 H	Purdue	5 10	34 H	Missouri St.	0 6	52 H	Long Beach St.	1 13	107 A	Evansville	1 4
7 H	Purdue	8 2	34 H	Missouri St.	3 2	52 H	Long Beach St.	8 7	107 A	Evansville	4 5
7 H	Purdue	5 3	49 H	Tulane	2 7	54 A	Texas St.	4 7	111 H	Southern Ill.	4 3
22 H	Dallas Baptist	13 3	49 H	Tulane	3 2	56 A	Indiana St.	3 6	111 H	Southern Ill.	10 7
22 H	Dallas Baptist	8 7	49 H	Tulane	3 0	56 A	Indiana St.	8 2	111 H	Southern Ill.	3 10
22 H	Dallas Baptist	1 4				56 A	Indiana St.	0 1	112 A	Oral Roberts	10 3
						57 A	Illinois St.	5 6	112 H	Oral Roberts	1 7
						57 A	Illinois St.	8 6	129 N	Santa Clara	1 7
						57 A	Illinois St.	4 2	160 A	Kansas St.	9 7
						58 H	Texas-Arlington	5 1	160 H	Kansas St.	10 3
						58 H	Texas-Arlington	5 4	164 N	La.-Lafayette	0 1
						65 A	Hawaii	4 2	172 H	South Ala.	9 4
						65 A	Hawaii	3 6	172 H	South Ala.	3 7
						65 A	Hawaii	1 2	175 A	Kansas	6 4
						65 A	Hawaii	0 4	175 H	Kansas	10 2
						83 H	Oklahoma St.	2 1	267 H	Alcorn St.	12 4
									277 H	North Dakota	26 0
									277 H	North Dakota	7 1
									277 H	North Dakota	16 1
									277 H	North Dakota	13 1
			LAST 15 GAMES								
			56 A	Indiana St.	8 2	160 A	Kansas St.	9 7			
			56 A	Indiana St.	3 6	34 H	Missouri St.	3 2			
			56 A	Indiana St.	0 1	34 H	Missouri St.	2 7			
			160 H	Kansas St.	10 3						
			22 H	Dallas Baptist	1 4						

Non-Div. I Games:

Wichita St.



Wichita St.

Through Games Of Sunday, May 6

Wichita St.

22	H	Dallas Baptist	8	7
22	H	Dallas Baptist	13	3

W  
i  
c  
h  
i  
t  
a  
s  
t  
.

W  
i  
c  
h  
i  
t  
a  
s  
t  
.



Average RPI Win:	151	WON-LOST RECORD	WINNING PCT. RANK	LAST 15 GAMES	STRENGTH OF SCHEDULE	OPP. STRENGTH OF SCHEDULE	TEAM RPI	ADJ RPI	CONF. RPI	ADJ CONF. RPI									
Average RPI Loss:	79																		
DIV. I ONLY		29-18-0	.61702	60	12-3-0	70	80	53	.5586	46	17	17							
DIV. I NON-CONF.		10-13-0	.43478	186	3-0-0	7	13	65	.54903	62	18	18							
<hr/>																			
TOTALS	RPI 1-25	RPI 26-50		W-L RECORDS		RPI 51-100		RPI 101-150		RPI 150+									
29-18-0	1-6-0	5-4-0		OVERALL		2-2-0		3-2-0		18-4-0									
16-7-0	0-2-0	3-0-0		HOME		0-1-0		3-2-0		10-2-0									
13-11-0	1-4-0	2-4-0		AWAY		2-1-0		0-0-0		8-2-0									
0-0-0	0-0-0	0-0-0		NEUTRAL		0-0-0		0-0-0		0-0-0									
10-13-0	1-6-0	5-4-0		NON-CONFERENCE		0-1-0		1-1-0		3-1-0									
6-5-0	0-2-0	3-0-0		HOME		0-1-0		1-1-0		2-1-0									
4-8-0	1-4-0	2-0-		AWAY		0-0-0		0-0-0		1-0-0									
0-0-0	0-0-0	0-0-0		NEUTRAL		0-0-0		0-0-0		0-0-0									
19-5-0	0-0-0	0-0-0		CONFERENCE		2-1-0		2-1-0		15-3-0									
10-2-0	0-0-0	0-0-0		HOME		0-0-0		2-1-0		8-1-0									
9-3-0	0-0-0	0-0-0		AWAY		2-1-0		0-0-0		7-2-0									
0-0-0	0-0-0	0-0-0		NEUTRAL		0-0-0		0-0-0		0-0-0									
RPI	S	Opponent	Score	RPI	S	Opponent	Score	RPI	S	Opponent	Score								
13	A	North Carolina St.	0 10	26	A	Coastal Caro.	6 8	60	H	St. John's (NY)	0 3	103	H	Hofstra	2 1				
13	H	North Carolina St.	3 8	26	H	Coastal Caro.	5 4	92	A	VCU	4 5	103	H	Hofstra	2 4				
19	A	Ole Miss	4 6	33	A	TCU	7 5	92	A	VCU	4 0	103	H	Hofstra	10 3				
19	A	Ole Miss	0 2	33	A	TCU	2 5	92	A	VCU	9 6	148	H	UNC Asheville	8 1				
19	A	Ole Miss	5 10	33	A	TCU	0 4					148	H	UNC Asheville	2 7				
23	A	East Carolina	10 1	37	A	Col. of Charleston	6 3					157	A	Delaware	7 0				
23	H	East Carolina	0 5	37	H	Col. of Charleston	7 3					157	A	Delaware	2 3				
				50	A	Elon	4 5					157	A	Delaware	22 3				
				50	H	Elon	7 5					179	H	Towson	12 2				
												179	H	Towson	11 2				
												179	H	Towson	1 3				
												182	A	Georgia St.	7 3				
												182	A	Georgia St.	7 8				
												182	A	Georgia St.	15 0				
												196	H	Old Dominion	7 3				
												196	H	Old Dominion	10 4				
												196	H	Old Dominion	4 3				
												212	A	Northeastern	10 2				
												212	A	Northeastern	7 3				
												212	A	Northeastern	7 2				
												221	H	James Madison	14 3				
												221	H	James Madison	8 7				
												221	H	James Madison	10 7				
												222	A	Charleston So.	10 4				
												244	H	Ohio	4 6				
												244	H	Ohio	5 2				
												244	H	Ohio	6 5				
<hr/>																			
LAST 15 GAMES																			
				179	H	Towson	12 2					212	A	Northeastern	10 2	221	H	James Madison	10 7
				179	H	Towson	11 2					212	A	Northeastern	7 2	222	A	Charleston So.	10 4
				179	H	Towson	1 3					212	A	Northeastern	7 3	244	H	Ohio	4 6
				182	A	Georgia St.	7 8									244	H	Ohio	5 2
				182	A	Georgia St.	7 3									244	H	Ohio	6 5

Non-Div. I Games:

UNC Wilmington



182 A	Georgia St.	15	0
50 H	Elon	7	5

U  
N  
C  
W  
i  
l  
m  
i  
n  
g  
t  
o  
n

U  
N  
C  
W  
i  
l  
m  
i  
n  
g  
t  
o  
n



Average RPI Win: 109		WON-LOST RECORD		WINNING PCT. RANK		LAST 15 GAMES		STRENGTH OF SCHEDULE		OPP. STRENGTH OF SCHEDULE		TEAM RPI		ADJ RPI		CONF. RPI		ADJ CONF. RPI					
Average RPI Loss: 42																							
DIV. I ONLY		23-24-0		.48936 153		10-5-0		6		16		46		.55714 47		2		2					
DIV. I NON-CONF.		12-11-0		.52174 134		3-0-0		19		52		57		.5514 58		2		2					
TOTALS		RPI 1-25		RPI 26-50		W-L RECORDS		RPI 51-100		RPI 101-150		RPI 150+											
23-24-0		4-14-0		3-3-0		OVERALL		5-3-0		6-4-0		5-0-0											
18-12-0		4-8-0		2-1-0		HOME		3-1-0		4-2-0		5-0-0											
5-12-0		0-6-0		1-2-0		AWAY		2-2-0		2-2-0		0-0-0											
0-0-0		0-0-0		0-0-0		NEUTRAL		0-0-0		0-0-0		0-0-0											
12-11-0		1-8-0		0-0-0		NON-CONFERENCE		1-1-0		5-2-0		5-0-0											
11-7-0		1-5-0		0-0-0		HOME		1-0-0		4-2-0		5-0-0											
1-4-0		0-3-0		0-0-		AWAY		0-1-0		1-0-0		0-0-0											
0-0-0		0-0-0		0-0-0		NEUTRAL		0-0-0		0-0-0		0-0-0											
11-13-0		3-6-0		3-3-0		CONFERENCE		4-2-0		1-2-0		0-0-0											
7-5-0		3-3-0		2-1-0		HOME		2-1-0		0-0-0		0-0-0											
4-8-0		0-3-0		1-2-0		AWAY		2-1-0		1-2-0		0-0-0											
0-0-0		0-0-0		0-0-0		NEUTRAL		0-0-0		0-0-0		0-0-0											
RPI	S	Opponent		Score		RPI	S	Opponent		Score		RPI	S	Opponent		Score		RPI	S	Opponent		Score	
1	A	Florida		2 10		39	A	Mississippi St.		4 3		64	H	Auburn		2 5		107	H	Evansville		3 5	
1	A	Florida		1 5		39	A	Mississippi St.		4 7		64	H	Auburn		11 2		119	H	Louisiana Tech		3 9	
1	A	Florida		2 8		39	A	Mississippi St.		7 8		64	H	Auburn		5 4		121	H	Rhode Island		8 0	
6	H	Oregon		2 7		41	H	Georgia		5 4		77	A	Belmont		5 6		121	H	Rhode Island		12 8	
6	H	Oregon		2 4		41	H	Georgia		0 1		77	H	Belmont		7 0		121	H	Rhode Island		9 4	
6	H	Oregon		6 7		41	H	Georgia		5 3		100	A	Tennessee		12 6		139	A	Alabama		4 6	
9	H	South Carolina		4 6								100	A	Tennessee		7 4		139	A	Alabama		9 7	
9	H	South Carolina		3 8								100	A	Tennessee		2 8		139	A	Alabama		6 8	
9	H	South Carolina		12 4														147	A	Middle Tenn.		8 4	
10	H	Kentucky		4 3														147	H	Middle Tenn.		5 1	
10	H	Kentucky		2 5														204	H	Siena		12 2	
10	H	Kentucky		6 1														204	H	Siena		11 4	
15	A	Stanford		5 18														211	H	Tennessee Tech		6 0	
15	A	Stanford		3 8														238	H	Oakland		11 4	
15	A	Stanford		5 9														266	H	UT Martin		16 2	
25	H	San Diego		1 2																			
25	H	San Diego		7 0																			
25	H	San Diego		7 9																			
LAST 15 GAMES																							
100 A Tennessee						12 6						139 A Alabama						9 7					
100 A Tennessee						7 4						139 A Alabama						6 8					
100 A Tennessee						2 8						139 A Alabama						4 6					
10 H Kentucky						6 1																	
10 H Kentucky						4 3																	

Non-Div. I Games:

Vanderbilt



10	H	Kentucky	2	5
147	A	Middle Tenn.	8	4

V  
a  
n  
d  
e  
r  
b  
i  
l  
l  
t

V  
a  
n  
d  
e  
r  
b  
i  
l  
l  
t



Average RPI Win:		142	WON-LOST RECORD		WINNING PCT. RANK		LAST 15 GAMES		STRENGTH OF SCHEDULE		OPP. STRENGTH OF SCHEDULE		TEAM RPI		ADJ RPI		CONF. RPI		ADJ CONF. RPI	
DIV. I ONLY			32-15-0		.68085 34		9-6-0		141		72		52		.55679 48		13		14	
DIV. I NON-CONF.			12-8-0		.6 87		2-1-0		32		48		45		.56291 46		9		9	
TOTALS		RPI 1-25		RPI 26-50		W-L RECORDS		RPI 51-100		RPI 101-150		RPI 150+								
32-15-0		4-4-0		0-0-0		OVERALL		4-2-0		4-4-0		20-5-0								
20-6-0		3-3-0		0-0-0		HOME		3-0-0		1-0-0		13-3-0								
12-9-0		1-1-0		0-0-0		AWAY		1-2-0		3-4-0		7-2-0								
0-0-0		0-0-0		0-0-0		NEUTRAL		0-0-0		0-0-0		0-0-0								
12-8-0		4-4-0		0-0-0		NON-CONFERENCE		0-0-0		2-3-0		6-1-0								
10-4-0		3-3-0		0-0-0		HOME		0-0-0		1-0-0		6-1-0								
2-4-0		1-1-0		0-0-		AWAY		0-0-0		1-3-0		0-0-0								
0-0-0		0-0-0		0-0-0		NEUTRAL		0-0-0		0-0-0		0-0-0								
20-7-0		0-0-0		0-0-0		CONFERENCE		4-2-0		2-1-0		14-4-0								
10-2-0		0-0-0		0-0-0		HOME		3-0-0		0-0-0		7-2-0								
10-5-0		0-0-0		0-0-0		AWAY		1-2-0		2-1-0		7-2-0								
0-0-0		0-0-0		0-0-0		NEUTRAL		0-0-0		0-0-0		0-0-0								
RPI	S	Opponent		Score		RPI	S	Opponent		Score		RPI	S	Opponent		Score				
4	A	Baylor		2	6					54	H	Texas St.	4	3	116	A	La.-Monroe	0	2	
4	H	Baylor		3	10					54	H	Texas St.	10	4	116	A	La.-Monroe	9	1	
17	H	Texas A&M		0	10					54	H	Texas St.	5	2	116	A	La.-Monroe	6	8	
18	A	Rice		2	1					58	A	Texas-Arlington	2	0	125	A	Lamar	5	3	
22	H	Dallas Baptist		5	3					58	A	Texas-Arlington	4	7	125	A	Lamar	2	5	
25	H	San Diego		3	2					58	A	Texas-Arlington	3	6	125	A	Lamar	6	2	
25	H	San Diego		10	3										134	A	Houston	2	12	
25	H	San Diego		3	5										134	H	Houston	5	4	
															151	A	UTSA	12	6	
															151	A	UTSA	15	1	
															151	A	UTSA	13	2	
															152	A	Nicholls St.	2	1	
															152	A	Nicholls St.	3	7	
															152	A	Nicholls St.	7	4	
															159	H	Northwestern St.	5	3	
															159	H	Northwestern St.	4	3	
															159	H	Northwestern St.	5	4	
															169	H	UC Riverside	1	10	
															169	H	UC Riverside	9	4	
															169	H	UC Riverside	4	3	
															175	H	Stephen F. Austin	9	1	
															175	H	Stephen F. Austin	2	5	
															175	H	Stephen F. Austin	5	2	
															188	H	A&M-Corpus Christi	2	5	
															188	H	A&M-Corpus Christi	8	7	
															188	H	A&M-Corpus Christi	6	3	
															217	A	McNeese St.	5	2	
LAST 15 GAMES																				
						58	A	Texas-Arlington	3	6	234	H	Houston Baptist	8	3					
						58	A	Texas-Arlington	4	7	217	A	McNeese St.	1	5					
						58	A	Texas-Arlington	2	0	217	A	McNeese St.	4	0					
						17	H	Texas A&M	0	10										
						188	H	A&M-Corpus Christi	6	3										

**Non-Div. I Games:**

Sam Houston St.



188	H	A&M-Corpus Christi	8	7
188	H	A&M-Corpus Christi	2	5

RPI	S	Opponent	Score	
217	A	McNeese St.	4	0
217	A	McNeese St.	1	5
234	H	Houston Baptist	8	3
234	H	Houston Baptist	9	8
252	H	Prairie View	8	1
278	H	Texas Southern	14	6



T  
u  
l  
a  
n  
e

Tulane				Through Games Of Sunday, May 6										
Average RPI Win:		145	WON-LOST	WINNING	LAST 15	STRENGTH OF	OPP. STRENGTH	TEAM	ADJ	CONF.	ADJ CONF.			
Average RPI Loss:		67	RECORD	PCT. RANK	GAMES	SCHEDULE	OF SCHEDULE	RPI	RPI	RPI	RPI			
DIV. I ONLY			32-16-0	.66667	39	9-6-0	114	73	49	.55669	49	5	5	
DIV. I NON-CONF.			22-8-0	.73333	32	2-1-0	246	101	80	.53728	82	4	4	
TOTALS		RPI 1-25	RPI 26-50		W-L RECORDS		RPI 51-100		RPI 101-150		RPI 150+			
32-16-0		3-8-0	1-2-0		OVERALL		8-1-0		7-4-0		13-1-0			
24-9-0		1-6-0	0-0-0		HOME		5-0-0		5-2-0		13-1-0			
8-7-0		2-2-0	1-2-0		AWAY		3-1-0		2-2-0		0-0-0			
0-0-0		0-0-0	0-0-0		NEUTRAL		0-0-0		0-0-0		0-0-0			
22-8-0		0-2-0	1-2-0		NON-CONFERENCE		6-0-0		2-3-0		13-1-0			
20-4-0		0-1-0	0-0-0		HOME		5-0-0		2-2-0		13-1-0			
2-4-0		0-1-0	1-0-		AWAY		1-0-0		0-1-0		0-0-0			
0-0-0		0-0-0	0-0-0		NEUTRAL		0-0-0		0-0-0		0-0-0			
10-8-0		3-6-0	0-0-0		CONFERENCE		2-1-0		5-1-0		0-0-0			
4-5-0		1-5-0	0-0-0		HOME		0-0-0		3-0-0		0-0-0			
6-3-0		2-1-0	0-0-0		AWAY		2-1-0		2-1-0		0-0-0			
0-0-0		0-0-0	0-0-0		NEUTRAL		0-0-0		0-0-0		0-0-0			
RPI	S	Opponent	Score		RPI	S	Opponent	Score		RPI	S	Opponent	Score	
5	A	LSU	5	9	45	A	Wichita St.	2	3	55	A	Southeastern La.	7	2
5	H	LSU	0	5	45	A	Wichita St.	0	3	55	H	Southeastern La.	12	1
18	H	Rice	4	5	45	A	Wichita St.	7	2	55	H	Southeastern La.	7	3
18	H	Rice	7	2						70	A	Memphis	0	10
18	H	Rice	0	5						70	A	Memphis	13	7
20	H	UCF	6	8						70	A	Memphis	7	3
20	H	UCF	0	1						99	H	Indiana	9	8
20	H	UCF	7	8						99	H	Indiana	6	2
23	A	East Carolina	4	2						99	H	Indiana	3	2
23	A	East Carolina	3	6								Alabama	7	2
23	A	East Carolina	4	1								Alabama	9	7
												Alabama	2	6
												Nicholls St.	5	2
												Northwestern St.	10	3
												Siena	5	3
												Siena	8	2
												Siena	5	4
												Siena	8	1
												Alcorn St.	14	1
												Alcorn St.	10	3
												Brown	14	6
												Brown	20	2
												Brown	8	7
												UMBC	13	2
												UMBC	2	3
												UMBC	8	1



23	A	East Carolina	4	2
23	A	East Carolina	4	1

T  
u  
l  
a  
n  
e

T  
u  
l  
a  
n  
e



Average RPI Win: 112		WON-LOST	WINNING	LAST 15	STRENGTH OF		OPP. STRENGTH	TEAM	ADJ		CONF.	ADJ CONF.
Average RPI Loss: 63		RECORD	PCT. RANK	GAMES	SCHEDULE		OF SCHEDULE	RPI	RPI		RPI	RPI
DIV. I ONLY		28-23-0	.54902	113	24		44	47	.55651		50	8
DIV. I NON-CONF.		11-13-0	.45833	171	18		16	73	.53956		77	7
TOTALS		RPI 1-25	RPI 26-50		W-L RECORDS		RPI 51-100		RPI 101-150		RPI 150+	
28-23-0		0-10-0	6-4-0		OVERALL		11-4-0		5-2-0		6-3-0	
18-7-0		0-3-0	4-1-0		HOME		7-2-0		3-0-0		4-1-0	
10-15-0		0-6-0	2-3-0		AWAY		4-2-0		2-2-0		2-2-0	
0-1-0		0-1-0	0-0-0		NEUTRAL		0-0-0		0-0-0		0-0-0	
11-13-0		0-10-0	2-2-0		NON-CONFERENCE		0-0-0		4-0-0		5-1-0	
9-4-0		0-3-0	2-0-0		HOME		0-0-0		3-0-0		4-1-0	
2-8-0		0-6-0	0-0-		AWAY		0-0-0		1-0-0		1-0-0	
0-1-0		0-1-0	0-0-0		NEUTRAL		0-0-0		0-0-0		0-0-0	
17-10-0		0-0-0	4-2-0		CONFERENCE		11-4-0		1-2-0		1-2-0	
9-3-0		0-0-0	2-1-0		HOME		7-2-0		0-0-0		0-0-0	
8-7-0		0-0-0	2-1-0		AWAY		4-2-0		1-2-0		1-2-0	
0-0-0		0-0-0	0-0-0		NEUTRAL		0-0-0		0-0-0		0-0-0	
RPI S	Opponent	Score	RPI S	Opponent	Score	RPI S	Opponent	Score	RPI S	Opponent	Score	
8 A	North Carolina	3 11	29 H	Appalachian St.	0 5	68 A	Samford	5 3	110 H	George Mason	4 1	
8 H	North Carolina	0 3	29 H	Appalachian St.	11 2	68 A	Samford	7 4	110 H	George Mason	4 3	
9 A	South Carolina	1 8	29 H	Appalachian St.	10 8	68 A	Samford	7 5	130 A	High Point	6 3	
9 A	South Carolina	2 3	37 A	Col. of Charleston	3 2	72 H	Western Caro.	5 6	130 H	High Point	12 3	
9 A	South Carolina	0 6	37 A	Col. of Charleston	4 2	72 H	Western Caro.	9 11	143 A	Wofford	0 2	
13 A	North Carolina St.	2 14	37 A	Col. of Charleston	1 7	72 H	Western Caro.	11 4	143 A	Wofford	13 3	
13 H	North Carolina St.	1 8	40 A	Wake Forest	5 7	91 H	Ga. Southern	7 6	143 A	Wofford	5 11	
23 H	East Carolina	2 3	40 H	Wake Forest	3 2	91 H	Ga. Southern	4 3	179 H	Towson	6 2	
24 A	Clemson	2 6	46 A	UNC Wilmington	5 7	91 H	Ga. Southern	7 2	179 H	Towson	0 9	
24 N	Clemson	2 4	46 H	UNC Wilmington	5 4	94 A	Furman	4 5	179 H	Towson	17 9	
						94 A	Furman	2 18	183 A	Davidson	10 2	
						94 A	Furman	3 1	183 A	Davidson	8 9	
						97 H	UNC Greensboro	6 4	183 A	Davidson	11 12	
						97 H	UNC Greensboro	10 2	270 H	Akron	7 1	
						97 H	UNC Greensboro	3 1	275 A	N.C. A&T	5 4	
									275 H	N.C. A&T	8 5	
LAST 15 GAMES												
			72 H	Western Caro.	11 4	97 H	UNC Greensboro	6 4				
			72 H	Western Caro.	9 11	46 A	UNC Wilmington	5 7				
			72 H	Western Caro.	5 6	143 A	Wofford	13 3				
			40 H	Wake Forest	3 2							
			40 A	Wake Forest	5 7							

Non-Div. I Games:

Elon



97	H	UNC Greensboro	3	1
97	H	UNC Greensboro	10	2

E  
l  
o  
n

E  
l  
o  
n



Average RPI Win: 113		WON-LOST RECORD		WINNING PCT. RANK		LAST 15 GAMES		STRENGTH OF SCHEDULE		OPP. STRENGTH OF SCHEDULE		TEAM RPI		ADJ RPI		CONF. RPI		ADJ CONF. RPI	
DIV. I ONLY		27-18-0		.6 72		8-5-0		62		34		48		.55632 51		4		4	
DIV. I NON-CONF.		14-10-0		.58333 96		3-0-0		61		9		58		.55087 60		5		5	
TOTALS		RPI 1-25		RPI 26-50		W-L RECORDS		RPI 51-100		RPI 101-150		RPI 150+							
27-18-0		3-6-0		0-0-0		OVERALL		14-10-0		0-0-0		10-2-0							
17-6-0		2-1-0		0-0-0		HOME		7-4-0		0-0-0		8-1-0							
8-8-0		0-4-0		0-0-0		AWAY		6-3-0		0-0-0		2-1-0							
2-4-0		1-1-0		0-0-0		NEUTRAL		1-3-0		0-0-0		0-0-0							
14-10-0		2-4-0		0-0-0		NON-CONFERENCE		6-6-0		0-0-0		6-0-0							
12-3-0		1-0-0		0-0-0		HOME		5-3-0		0-0-0		6-0-0							
0-3-0		0-3-0		0-0-		AWAY		0-0-0		0-0-0		0-0-0							
2-4-0		1-1-0		0-0-0		NEUTRAL		1-3-0		0-0-0		0-0-0							
13-8-0		1-2-0		0-0-0		CONFERENCE		8-4-0		0-0-0		4-2-0							
5-3-0		1-1-0		0-0-0		HOME		2-1-0		0-0-0		2-1-0							
8-5-0		0-1-0		0-0-0		AWAY		6-3-0		0-0-0		2-1-0							
0-0-0		0-0-0		0-0-0		NEUTRAL		0-0-0		0-0-0		0-0-0							
RPI	S	Opponent		Score		RPI	S	Opponent		Score		RPI	S	Opponent		Score			
11	N	Arkansas		3	7					54	H	Texas St.		6	1	160	A	Kansas St.	
15	A	Stanford		2	6					54	H	Texas St.		2	0	160	A	Kansas St.	
15	A	Stanford		1	15					58	H	Texas-Arlington		5	7	160	A	Kansas St.	
15	A	Stanford		2	7					67	A	Oklahoma		7	6	175	H	Kansas	
17	A	Texas A&M		5	6					67	A	Oklahoma		9	4	175	H	Kansas	
17	H	Texas A&M		2	1					67	A	Oklahoma		9	5	175	H	Kansas	
17	H	Texas A&M		4	12					74	A	Texas Tech		6	7	175	H	Stephen F. Austin	
18	N	Rice		11	8					74	A	Texas Tech		7	4	180	H	Central Ark.	
22	H	Dallas Baptist		2	1					74	A	Texas Tech		14	3	188	H	A&M-Corpus Christi	
										75	N	California		5	6	203	H	Tex.-Pan American	
										75	N	California		2	12	234	H	Houston Baptist	
										75	N	California		13	3	252	H	Prairie View	
										83	H	Oklahoma St.		5	0				
										83	H	Oklahoma St.		3	2				
										83	H	Oklahoma St.		1	3				
										93	A	Missouri		4	5				
										93	A	Missouri		6	7				
										93	A	Missouri		6	4				
										96	H	Loyola Marymount		0	1				
										96	H	Loyola Marymount		3	1				
						LAST 15 GAMES													
						93	A	Missouri		6	7								
						93	A	Missouri		4	5								
						93	A	Missouri		6	4								
						252	H	Prairie View		5	2								
						17	H	Texas A&M		2	1								

Non-Div. I Games:

Texas



				RPI	S	Opponent	Score	
17	H	Texas A&M	4	12	98	H Duke	2	5
17	A	Texas A&M	5	6	98	H Duke	5	3
					98	H Duke	4	0
					100	N Tennessee	4	5
</								



Average RPI Win:	94	WON-LOST RECORD	WINNING PCT. RANK	LAST 15 GAMES	STRENGTH OF SCHEDULE	OPP. STRENGTH OF SCHEDULE	TEAM RPI	ADJ RPI	CONF. RPI	ADJ CONF. RPI					
DIV. I ONLY		23-21-0	.52273	129	11-4-0	25	19	55	.55576	52	12	11			
DIV. I NON-CONF.		11-15-0	.42308	196	4-2-0	17	3	83	.53877	78	8	8			
<hr/>															
TOTALS	RPI 1-25	RPI 26-50		W-L RECORDS		RPI 51-100		RPI 101-150		RPI 150+					
23-21-0	1-7-0	3-4-0		OVERALL		11-7-0		5-1-0		3-2-0					
11-9-0	0-1-0	1-2-0		HOME		7-5-0		3-0-0		0-1-0					
12-12-0	1-6-0	2-2-0		AWAY		4-2-0		2-1-0		3-1-0					
0-0-0	0-0-0	0-0-0		NEUTRAL		0-0-0		0-0-0		0-0-0					
11-15-0	0-5-0	3-4-0		NON-CONFERENCE		7-5-0		0-0-0		1-1-0					
6-8-0	0-1-0	1-2-0		HOME		5-4-0		0-0-0		0-1-0					
5-7-0	0-4-0	2-0-		AWAY		2-1-0		0-0-0		1-0-0					
0-0-0	0-0-0	0-0-0		NEUTRAL		0-0-0		0-0-0		0-0-0					
12-6-0	1-2-0	0-0-0		CONFERENCE		4-2-0		5-1-0		2-1-0					
5-1-0	0-0-0	0-0-0		HOME		2-1-0		3-0-0		0-0-0					
7-5-0	1-2-0	0-0-0		AWAY		2-1-0		2-1-0		2-1-0					
0-0-0	0-0-0	0-0-0		NEUTRAL		0-0-0		0-0-0		0-0-0					
RPI	S	Opponent	Score	RPI	S	Opponent	Score	RPI	S	Opponent	Score				
3	A	UCLA	1 9	30	H	Arizona St.	2 3	59	H	UC Irvine	0 4	124	A	Cal St. Northridge	5 6
3	H	UCLA	1 2	30	H	Arizona St.	7 3	59	H	UC Irvine	5 4	124	A	Cal St. Northridge	8 2
6	A	Oregon	2 3	30	H	Arizona St.	1 6	59	H	UC Irvine	4 3	124	A	Cal St. Northridge	12 3
6	A	Oregon	4 5	38	A	Pepperdine	2 12	73	A	Southern California	1 0	136	H	UC Santa Barbara	6 3
6	A	Oregon	7 8	45	A	Wichita St.	7 8	73	H	Southern California	2 4	136	H	UC Santa Barbara	4 3
14	A	Cal St. Fullerton	1 2	45	A	Wichita St.	13 1	75	H	California	2 1	136	H	UC Santa Barbara	5 4
14	A	Cal St. Fullerton	7 2	45	A	Wichita St.	3 2	75	H	California	7 4	158	A	San Diego St.	9 4
14	A	Cal St. Fullerton	1 2					75	H	California	1 2	158	H	San Diego St.	1 3
								76	A	Cal Poly	4 3	169	A	UC Riverside	2 3
								76	A	Cal Poly	4 6	169	A	UC Riverside	5 4
								76	A	Cal Poly	4 0	169	A	UC Riverside	8 2
								82	H	Washington St.	1 11				
								92	H	VCU	3 2				
								92	H	VCU	4 5				
								92	H	VCU	7 6				
								96	A	Loyola Marymount	5 4				
								96	A	Loyola Marymount	4 5				
								96	H	Loyola Marymount	5 4				
LAST 15 GAMES															
				96	A	Loyola Marymount	5 4	59	H	UC Irvine	5 4				
				96	H	Loyola Marymount	5 4	59	H	UC Irvine	4 3				
				3	H	UCLA	1 2	59	H	UC Irvine	0 4				
				124	A	Cal St. Northridge	12 3								
				124	A	Cal St. Northridge	5 6								

Non-Div. I Games:

Long Beach St.



124	A	Cal St. Northridge	8	2
73	A	Southern California	1	0

L  
o  
n  
g  
B  
e  
a  
c  
h  
S  
t  
.

L  
o  
n  
g  
B  
e  
a  
c  
h  
S  
t  
.



Average RPI Win:		157	WON-LOST		WINNING		LAST 15		STRENGTH OF		OPP. STRENGTH		TEAM		ADJ		CONF.		ADJ CONF.					
Average RPI Loss:		91	RECORD		PCT. RANK		GAMES		SCHEDULE		OF SCHEDULE		RPI		RPI		RPI		RPI					
DIV. I ONLY			30-17-0		.6383		50		8-7-0		72		126		50		.55488		53		10		10	
DIV. I NON-CONF.			18-8-0		.69231		50		1-2-0		123		140		49		.55815		53		12		12	
TOTALS		RPI 1-25		RPI 26-50		W-L RECORDS		RPI 51-100		RPI 101-150		RPI 150+												
30-17-0		0-4-0		0-0-0		OVERALL		7-7-0		7-3-0		16-3-0												
22-8-0		0-1-0		0-0-0		HOME		4-3-0		3-1-0		15-3-0												
8-9-0		0-1-0		0-0-0		AWAY		3-4-0		4-2-0		1-0-0												
0-0-0		0-0-0		0-0-0		NEUTRAL		0-0-0		0-0-0		0-0-0												
18-8-0		0-4-0		0-0-0		NON-CONFERENCE		4-1-0		0-1-0		14-2-0												
16-5-0		0-1-0		0-0-0		HOME		3-1-0		0-1-0		13-2-0												
2-3-0		0-3-0		0-0-		AWAY		1-0-0		0-0-0		1-0-0												
0-0-0		0-0-0		0-0-0		NEUTRAL		0-0-0		0-0-0		0-0-0												
12-9-0		0-0-0		0-0-0		CONFERENCE		3-6-0		7-2-0		2-1-0												
6-3-0		0-0-0		0-0-0		HOME		1-2-0		3-0-0		2-1-0												
6-6-0		0-0-0		0-0-0		AWAY		2-4-0		4-2-0		0-0-0												
0-0-0		0-0-0		0-0-0		NEUTRAL		0-0-0		0-0-0		0-0-0												
RPI	S	Opponent		Score		RPI	S	Opponent		Score		RPI	S	Opponent		Score								
2	A	Florida St.		8	17					71	H	S.C. Upstate	6	3	102	A	North Florida	10	2					
2	A	Florida St.		1	9					71	H	S.C. Upstate	4	8	102	A	North Florida	3	4					
16	A	Miami (FL)		2	3					71	H	S.C. Upstate	6	11	102	A	North Florida	2	1					
20	H	UCF		4	5					77	A	Belmont	4	23	108	H	Lipscomb	7	2					
										77	A	Belmont	0	5	108	H	Lipscomb	4	2					
										77	A	Belmont	6	4	108	H	Lipscomb	3	2					
										79	A	Kennesaw St.	9	7	111	H	Southern Ill.	8	11					
										79	A	Kennesaw St.	7	11	115	A	Mercer	8	1					
										79	A	Kennesaw St.	2	17	115	A	Mercer	7	6					
										80	A	South Fla.	6	2	115	A	Mercer	4	7					
										80	H	South Fla.	6	4	178	A	Bethune-Cookman	7	1					
										89	H	Rutgers	0	7	178	H	Bethune-Cookman	9	8					
										89	H	Rutgers	4	3	182	H	Georgia St.	5	0					
										89	H	Rutgers	3	0	192	H	Central Mich.	4	2					
															192	H	Central Mich.	11	3					
															192	H	Central Mich.	14	3					
															192	H	Central Mich.	2	7					
															213	H	Jacksonville	9	5					
															213	H	Jacksonville	8	3					
															213	H	Jacksonville	6	9					
															218	H	Maine	3	2					
															226	H	George Washington	13	8					
															226	H	George Washington	19	7					
															226	H	George Washington	7	2					
															233	H	Harvard	1	5					
															233	H	Harvard	3	0					
															233	H	Harvard	5	0					
LAST 15 GAMES																								
				71	H	S.C. Upstate	6	11	178	H	Bethune-Cookman	9	8	226	H	George Washington	19	7						
				71	H	S.C. Upstate	6	3	108	H	Lipscomb	3	2	226	H	George Washington	7	2						
				71	H	S.C. Upstate	4	8	108	H	Lipscomb	4	2	233	H	Harvard	1	5						
				20	H	UCF	4	5						233	H	Harvard	3	0						
				102	A	North Florida	2	1						233	H	Harvard	5	0						

Non-Div. I Games:

Stetson



102	A	North Florida	3	4
102	A	North Florida	10	2

RPI	S	Opponent	Score	
233	H	Harvard	9	7
246	H	Penn	14	1

Stetson

S  
t  
e  
t  
s  
o  
n

S  
t  
e  
t  
s  
o  
n



Average RPI Win:		121	WON-LOST RECORD		WINNING PCT. RANK		LAST 15 GAMES		STRENGTH OF SCHEDULE		OPP. STRENGTH OF SCHEDULE		TEAM RPI		ADJ RPI		CONF. RPI		ADJ CONF. RPI					
Average RPI Loss:		90																						
DIV. I ONLY			27-18-0		.6		72		7-8-0		71		52		56		.55342		54		13		14	
DIV. I NON-CONF.			12-6-0		.66667		56		0-2-0		14		2		18		.60195		19		9		9	
TOTALS		RPI 1-25		RPI 26-50		W-L RECORDS		RPI 51-100		RPI 101-150		RPI 150+												
27-18-0		3-2-0		3-3-0		OVERALL		2-6-0		7-3-0		12-4-0												
18-4-0		3-0-0		2-0-0		HOME		0-0-0		5-2-0		8-2-0												
9-13-0		0-1-0		1-3-0		AWAY		2-6-0		2-1-0		4-2-0												
0-1-0		0-1-0		0-0-0		NEUTRAL		0-0-0		0-0-0		0-0-0												
12-6-0		3-2-0		3-0-0		NON-CONFERENCE		0-2-0		5-2-0		1-0-0												
9-1-0		3-0-0		2-0-0		HOME		0-0-0		3-1-0		1-0-0												
3-4-0		0-1-0		1-0-		AWAY		0-2-0		2-1-0		0-0-0												
0-1-0		0-1-0		0-0-0		NEUTRAL		0-0-0		0-0-0		0-0-0												
15-12-0		0-0-0		0-3-0		CONFERENCE		2-4-0		2-1-0		11-4-0												
9-3-0		0-0-0		0-0-0		HOME		0-0-0		2-1-0		7-2-0												
6-9-0		0-0-0		0-3-0		AWAY		2-4-0		0-0-0		4-2-0												
0-0-0		0-0-0		0-0-0		NEUTRAL		0-0-0		0-0-0		0-0-0												
RPI	S	Opponent		Score		RPI	S	Opponent		Score		RPI	S	Opponent		Score		RPI	S	Opponent		Score		
4	N	Baylor		1	5	33	A	TCU		1	0	51	A	Texas		1	6	104	H	Notre Dame		6	0	
6	H	Oregon		11	3	33	H	TCU		8	4	51	A	Texas		0	2	104	H	Notre Dame		5	0	
6	H	Oregon		7	6	45	H	Wichita St.		7	4	55	A	Southeastern La.		1	6	104	H	Notre Dame		6	0	
18	A	Rice		5	6	48	A	Sam Houston St.		2	5	55	A	Southeastern La.		1	10	125	H	Lamar		4	8	
18	H	Rice		3	2	48	A	Sam Houston St.		3	4	55	A	Southeastern La.		1	8	125	H	Lamar		5	1	
						48	A	Sam Houston St.		4	10	58	A	Texas-Arlington		3	2	125	H	Lamar		10	6	
												58	A	Texas-Arlington		4	6	129	H	Santa Clara		4	5	
												58	A	Texas-Arlington		5	3	134	A	Houston		1	2	
																		134	A	Houston		6	1	
																		134	A	Houston		6	0	
																		152	A	Nicholls St.		3	0	
																		152	A	Nicholls St.		2	5	
																		152	A	Nicholls St.		7	5	
																		164	H	La.-Lafayette		9	5	
																		175	H	Stephen F. Austin		6	8	
																		175	H	Stephen F. Austin		6	1	
																		175	H	Stephen F. Austin		12	8	
																		180	H	Central Ark.		2	1	
																		180	H	Central Ark.		5	3	
																		180	H	Central Ark.		14	5	
																		188	A	A&M-Corpus Christi		3	4	
																		188	A	A&M-Corpus Christi		2	0	
																		188	A	A&M-Corpus Christi		6	1	
																		217	H	McNeese St.		10	1	
																		217	H	McNeese St.		9	1	
																		217	H	McNeese St.		3	5	
				LAST 15 GAMES																				
				125	H	Lamar	4	8	180	H	Central Ark.	2	1	188	A	A&M-Corpus Christi	6	1	217	H	McNeese St.	10	1	
				125	H	Lamar	5	1	180	H	Central Ark.	5	3	217	H	McNeese St.	9	1	217	H	McNeese St.	3	5	
				125	H	Lamar	10	6	51	A	Texas	0	2	217	H	McNeese St.	9	1	217	H	McNeese St.	3	5	
				152	A	Nicholls St.	2	5						217	H	McNeese St.	3	5						
				152	A	Nicholls St.	7	5																

Non-Div. I Games:

Texas St.



152 A Nicholls St.	3	0
180 H Central Ark.	14	5

T  
e  
x  
a  
s  
s  
t  
.

T  
e  
x  
a  
s  
s  
t  
.



Average RPI Win:	138	WON-LOST	WINNING	LAST 15	STRENGTH OF	OPP. STRENGTH	TEAM	ADJ	CONF.	ADJ CONF.	
Average RPI Loss:	135	RECORD	PCT. RANK	GAMES	SCHEDULE	OF SCHEDULE	RPI	RPI	RPI	RPI	
DIV. I ONLY	33-16-0	.67347	37	10-5-0	123	125	54	.55316	55	13	14
DIV. I NON-CONF.	15-6-0	.71429	35	2-2-0	20	192	24	.59199	24	9	9
<hr/>											
TOTALS	RPI 1-25	RPI 26-50		W-L RECORDS		RPI 51-100		RPI 101-150		RPI 150+	
33-16-0	0-1-0	2-3-0		OVERALL		9-0-0		1-2-0		21-10-0	
21-5-0	0-0-0	2-1-0		HOME		9-0-0		0-0-0		10-4-0	
11-10-0	0-1-0	0-2-0		AWAY		0-0-0		1-2-0		10-5-0	
1-1-0	0-0-0	0-0-0		NEUTRAL		0-0-0		0-0-0		1-1-0	
<hr/>											
15-6-0	0-1-0	2-3-0		NON-CONFERENCE		3-0-0		0-0-0		10-2-0	
12-1-0	0-0-0	2-1-0		HOME		3-0-0		0-0-0		7-0-0	
2-4-0	0-1-0	0-0-		AWAY		0-0-0		0-0-0		2-1-0	
1-1-0	0-0-0	0-0-0		NEUTRAL		0-0-0		0-0-0		1-1-0	
<hr/>											
18-10-0	0-0-0	0-0-0		CONFERENCE		6-0-0		1-2-0		11-8-0	
9-4-0	0-0-0	0-0-0		HOME		6-0-0		0-0-0		3-4-0	
9-6-0	0-0-0	0-0-0		AWAY		0-0-0		1-2-0		8-4-0	
0-0-0	0-0-0	0-0-0		NEUTRAL		0-0-0		0-0-0		0-0-0	
<hr/>											
RPI S	Opponent	Score		RPI S	Opponent	Score		RPI S	Opponent	Score	
5 A	LSU	3	4	39 H	Mississippi St.	5	1	125 A	Lamar	2	1
				39 H	Mississippi St.	4	3	125 A	Lamar	4	6
				49 A	Tulane	3	7	125 A	Lamar	1	4
				49 A	Tulane	1	12	151 A	UTSA	4	2
				49 H	Tulane	2	7	151 A	UTSA	5	2
								151 A	UTSA	3	9
								152 A	Nicholls St.	9	10
								152 A	Nicholls St.	5	3
								152 H	Nicholls St.	2	4
								159 A	Northwestern St.	4	2
								159 A	Northwestern St.	1	5
								159 A	Northwestern St.	4	2
								162 H	Eastern Ill.	1	0
								162 H	Eastern Ill.	4	3
								162 H	Eastern Ill.	10	1
								164 A	La.-Lafayette	2	1
								164 H	La.-Lafayette	6	5
								172 A	South Ala.	6	3
								175 H	Stephen F. Austin	3	5
								175 H	Stephen F. Austin	4	3
								175 H	Stephen F. Austin	12	11
								180 H	Central Ark.	5	4
								180 H	Central Ark.	4	8
								180 H	Central Ark.	3	4
								188 A	A&M-Corpus Christi	13	11
								188 A	A&M-Corpus Christi	0	4
								188 A	A&M-Corpus Christi	3	1
<hr/>											
LAST 15 GAMES				LAST 15 GAMES				LAST 15 GAMES			
				175 H	Stephen F. Austin	12	11	5 A	LSU	3	4
				175 H	Stephen F. Austin	3	5	151 A	UTSA	4	2
				175 H	Stephen F. Austin	4	3	151 A	UTSA	3	9
				172 A	South Ala.	6	3				
				159 A	Northwestern St.	4	2				

Non-Div. I Games:

Southeastern La.



159	A	Northwestern St.	4	2
159	A	Northwestern St.	1	5

RPI	S	Opponent	Score	
192	N	Central Mich.	6	7
192	N	Central Mich.	8	1
217	A	McNeese St.	9	1
224	A	Jackson St.	1	3
224	H	Jackson St.	13	2
267	H	Alcorn St.	12	1
267	H	Alcorn St.	12	3



Average RPI Win: 162		WON-LOST RECORD		WINNING PCT. RANK		LAST 15 GAMES		STRENGTH OF SCHEDULE		OPP. STRENGTH OF SCHEDULE		TEAM RPI		ADJ RPI		CONF. RPI		ADJ CONF. RPI	
DIV. I ONLY		35-12-0		.74468 12		10-4-0		181		129		51		.55291 56		7		8	
DIV. I NON-CONF.		25-7-0		.78125 22		6-2-0		250		165		66		.54137 72		10		10	
TOTALS		RPI 1-25		RPI 26-50		W-L RECORDS		RPI 51-100		RPI 101-150		RPI 150+							
35-12-0		2-1-0		2-1-0		OVERALL		5-5-0		10-3-0		16-2-0							
16-4-0		2-1-0		2-1-0		HOME		4-1-0		2-0-0		6-1-0							
13-8-0		0-0-0		0-0-0		AWAY		1-4-0		6-3-0		6-1-0							
6-0-0		0-0-0		0-0-0		NEUTRAL		0-0-0		2-0-0		4-0-0							
25-7-0		2-1-0		0-0-0		NON-CONFERENCE		3-4-0		6-1-0		14-1-0							
12-2-0		2-1-0		0-0-0		HOME		2-0-0		2-0-0		6-1-0							
7-5-0		0-0-0		0-0-		AWAY		1-4-0		2-1-0		4-0-0							
6-0-0		0-0-0		0-0-0		NEUTRAL		0-0-0		2-0-0		4-0-0							
10-5-0		0-0-0		2-1-0		CONFERENCE		2-1-0		4-2-0		2-1-0							
4-2-0		0-0-0		2-1-0		HOME		2-1-0		0-0-0		0-0-0							
6-3-0		0-0-0		0-0-0		AWAY		0-0-0		4-2-0		2-1-0							
0-0-0		0-0-0		0-0-0		NEUTRAL		0-0-0		0-0-0		0-0-0							
RPI S	Opponent	Score		RPI S	Opponent	Score		RPI S	Opponent	Score		RPI S	Opponent	Score					
22 H	Dallas Baptist	2	15	45 H	Wichita St.	1	0	55 A	Southeastern La.	2	7	101 A	Bradley	14	3				
22 H	Dallas Baptist	7	5	45 H	Wichita St.	2	8	55 A	Southeastern La.	1	3	101 A	Bradley	4	5				
22 H	Dallas Baptist	6	3	45 H	Wichita St.	6	3	55 A	Southeastern La.	5	6	101 A	Bradley	5	4				
								57 H	Illinois St.	11	3	104 N	Notre Dame	6	4				
								57 H	Illinois St.	2	3	104 N	Notre Dame	6	1				
								57 H	Illinois St.	7	3	107 A	Evansville	2	0				
								66 H	Illinois	6	4	107 A	Evansville	6	0				
								93 A	Missouri	15	1	107 A	Evansville	2	3				
								99 A	Indiana	7	8	142 H	Valparaiso	2	1				
								99 H	Indiana	13	8	145 H	SIU Edwardsville	10	2				
												149 A	Eastern Ky.	13	6				
												149 A	Eastern Ky.	10	11				
												149 A	Eastern Ky.	11	10				
												162 H	Eastern Ill.	10	0				
												175 N	Kansas	2	1				
												200 A	Creighton	0	8				
												200 A	Creighton	2	0				
												200 A	Creighton	6	3				
												234 N	Houston Baptist	4	3				
												241 A	Ill.-Chicago	8	7				
												259 A	Ball St.	14	3				
												262 N	Western Ill.	1	0				
												266 H	UT Martin	5	3				
												266 H	UT Martin	7	5				
												266 H	UT Martin	15	4				
												274 H	Neb. Omaha	3	2				
												274 H	Neb. Omaha	4	7				
												274 H	Neb. Omaha	4	7				

Non-Div. I Games: Ill.-Springfield 21 1

Indiana St.



Indiana St.

274	H	Neb. Omaha	2	1
66	H	Illinois	6	4

Through Games Of Sunday, May 6

RPI	S	Opponent	Score	
274	H	Neb. Omaha	2	1
294	N	Md.-East. Shore	17	2
296	A	Alabama A&M	12	0
296	A	Alabama A&M	7	0

Indiana St.

I  
n  
d  
i  
a  
n  
a  
S  
t  
.

I  
n  
d  
i  
a  
n  
a  
S  
t  
.



Average RPI Win:		165	WON-LOST RECORD		WINNING PCT. RANK	LAST 15 GAMES	STRENGTH OF SCHEDULE		OPP. STRENGTH OF SCHEDULE	TEAM RPI	ADJ RPI	CONF. RPI	ADJ CONF. RPI	
Average RPI Loss:		82												
DIV. I ONLY			24-16-0		.6	72	46		156	57	.55127	57	7	8
DIV. I NON-CONF.			16-8-0		.66667	56	117		214	60	.54889	63	10	10
TOTALS		RPI 1-25		RPI 26-50		W-L RECORDS		RPI 51-100		RPI 101-150		RPI 150+		
24-16-0		0-2-0		1-4-0		OVERALL		2-4-0		8-5-0		13-1-0		
8-4-0		0-1-0		1-2-0		HOME		1-0-0		5-1-0		1-0-0		
10-12-0		0-1-0		0-2-0		AWAY		1-4-0		1-4-0		8-1-0		
6-0-0		0-0-0		0-0-0		NEUTRAL		0-0-0		2-0-0		4-0-0		
16-8-0		0-2-0		0-0-0		NON-CONFERENCE		1-2-0		3-4-0		12-0-0		
2-1-0		0-1-0		0-0-0		HOME		1-0-0		0-0-0		1-0-0		
8-7-0		0-1-0		0-0-		AWAY		0-2-0		1-4-0		7-0-0		
6-0-0		0-0-0		0-0-0		NEUTRAL		0-0-0		2-0-0		4-0-0		
8-8-0		0-0-0		1-4-0		CONFERENCE		1-2-0		5-1-0		1-1-0		
6-3-0		0-0-0		1-2-0		HOME		0-0-0		5-1-0		0-0-0		
2-5-0		0-0-0		0-2-0		AWAY		1-2-0		0-0-0		1-1-0		
0-0-0		0-0-0		0-0-0		NEUTRAL		0-0-0		0-0-0		0-0-0		
RPI S	Opponent		Score		RPI S	Opponent		Score		RPI S	Opponent		Score	
7 H	Purdue		2	3	34 A	Missouri St.		4	14	56 A	Indiana St.		3	2
16 A	Miami (FL)		6	11	34 A	Missouri St.		4	10	56 A	Indiana St.		3	11
					45 H	Wichita St.		6	5	56 A	Indiana St.		3	7
					45 H	Wichita St.		2	4	66 A	Illinois		5	7
					45 H	Wichita St.		6	8	66 H	Illinois		16	7
										80 A	South Fla.		5	10



7	H	Purdue	2	3
101	H	Bradley	13	5

I  
l  
l  
i  
n  
o  
i  
s  
s  
t  
.

I  
l  
l  
i  
n  
o  
i  
s  
s  
t  
.



Average RPI Win: 131		WON-LOST RECORD		WINNING PCT. RANK		LAST 15 GAMES		STRENGTH OF SCHEDULE		OPP. STRENGTH OF SCHEDULE		TEAM RPI		ADJ RPI		CONF. RPI		ADJ CONF. RPI	
DIV. I ONLY		28-20-0		.58333 84		8-7-0		67		60		59		.55095 58		13		14	
DIV. I NON-CONF.		10-9-0		.52632 130		0-3-0		10		20		42		.5669 42		9		9	
TOTALS		RPI 1-25		RPI 26-50		W-L RECORDS		RPI 51-100		RPI 101-150		RPI 150+							
28-20-0		2-3-0		3-5-0		OVERALL		3-5-0		4-2-0		16-5-0							
18-7-0		1-1-0		3-2-0		HOME		1-2-0		0-0-0		13-2-0							
10-13-0		1-2-0		0-3-0		AWAY		2-3-0		4-2-0		3-3-0							
0-0-0		0-0-0		0-0-0		NEUTRAL		0-0-0		0-0-0		0-0-0							
10-9-0		2-3-0		1-4-0		NON-CONFERENCE		2-0-0		2-1-0		3-1-0							
5-3-0		1-1-0		1-1-0		HOME		0-0-0		0-0-0		3-1-0							
5-6-0		1-2-0		0-0-		AWAY		2-0-0		2-1-0		0-0-0							
0-0-0		0-0-0		0-0-0		NEUTRAL		0-0-0		0-0-0		0-0-0							
18-11-0		0-0-0		2-1-0		CONFERENCE		1-5-0		2-1-0		13-4-0							
13-4-0		0-0-0		2-1-0		HOME		1-2-0		0-0-0		10-1-0							
5-7-0		0-0-0		0-0-0		AWAY		0-3-0		2-1-0		3-3-0							
0-0-0		0-0-0		0-0-0		NEUTRAL		0-0-0		0-0-0		0-0-0							
RPI	S	Opponent		Score		RPI	S	Opponent		Score		RPI	S	Opponent		Score			
4	A	Baylor		4	6	33	A	TCU		1	5	51	A	Texas		7	5		
4	H	Baylor		5	4	33	H	TCU		4	3	54	H	Texas St.		6	4		
17	A	Texas A&M		3	2	34	H	Missouri St.		4	9	54	H	Texas St.		2	3		
22	A	Dallas Baptist		6	12	45	A	Wichita St.		1	5	54	H	Texas St.		3	5		
22	H	Dallas Baptist		0	3	45	A	Wichita St.		4	5	55	A	Southeastern La.		0	4		
						48	H	Sam Houston St.		6	3	55	A	Southeastern La.		3	6		
						48	H	Sam Houston St.		0	2	55	A	Southeastern La.		7	8		
						48	H	Sam Houston St.		7	4	67	A	Oklahoma		10	3		

Non-Div. I Games: Dallas 13 3

Texas-Arlington



175 A Stephen F. Austin	1	3
175 A Stephen F. Austin	0	3

T  
e  
x  
a  
s  
-  
A  
r  
l  
i  
n  
g  
t  
o  
n

T  
e  
x  
a  
s  
-  
A  
r  
l  
i  
n  
g  
t  
o  
n



Average RPI Win:	150	WON-LOST RECORD	WINNING PCT. RANK	LAST 15 GAMES	STRENGTH OF SCHEDULE	OPP. STRENGTH OF SCHEDULE	TEAM RPI	ADJ RPI	CONF. RPI	ADJ CONF. RPI					
DIV. I ONLY		27-17-0	.61364	65	10-5-0	83	65	58	.54797	59	12	11			
DIV. I NON-CONF.		16-10-0	.61538	79	2-1-0	40	79	48	.55822	52	8	8			
<hr/>															
TOTALS	RPI 1-25	RPI 26-50		W-L RECORDS		RPI 51-100		RPI 101-150		RPI 150+					
27-17-0	1-5-0	1-3-0		OVERALL		4-7-0		7-1-0		14-1-0					
18-7-0	1-2-0	1-2-0		HOME		1-1-0		5-1-0		10-1-0					
4-9-0	0-3-0	0-0-0		AWAY		3-6-0		0-0-0		1-0-0					
5-1-0	0-0-0	0-1-0		NEUTRAL		0-0-0		2-0-0		3-0-0					
16-10-0	0-3-0	1-3-0		NON-CONFERENCE		3-2-0		4-1-0		8-1-0					
8-5-0	0-0-0	1-2-0		HOME		1-1-0		2-1-0		4-1-0					
3-4-0	0-3-0	0-0-		AWAY		2-1-0		0-0-0		1-0-0					
5-1-0	0-0-0	0-1-0		NEUTRAL		0-0-0		2-0-0		3-0-0					
11-7-0	1-2-0	0-0-0		CONFERENCE		1-5-0		3-0-0		6-0-0					
10-2-0	1-2-0	0-0-0		HOME		0-0-0		3-0-0		6-0-0					
1-5-0	0-0-0	0-0-0		AWAY		1-5-0		0-0-0		0-0-0					
0-0-0	0-0-0	0-0-0		NEUTRAL		0-0-0		0-0-0		0-0-0					
RPI	S	Opponent	Score	RPI	S	Opponent	Score	RPI	S	Opponent	Score				
3	A	UCLA	3 9	38	N	Pepperdine	2 3	52	A	Long Beach St.	3 4	125	N	Lamar	17 0
4	A	Baylor	1 6	42	H	Washington	3 4	52	A	Long Beach St.	4 0	125	N	Lamar	4 1
4	A	Baylor	2 4	42	H	Washington	0 3	52	A	Long Beach St.	4 5	136	H	UC Santa Barbara	2 0
14	H	Cal St. Fullerton	3 5	42	H	Washington	8 7	73	H	Southern California	4 5	136	H	UC Santa Barbara	2 0
14	H	Cal St. Fullerton	2 13					76	A	Cal Poly	0 6	136	H	UC Santa Barbara	5 4
14	H	Cal St. Fullerton	4 1					76	A	Cal Poly	1 8	137	H	BYU	9 2
								76	A	Cal Poly	2 3	137	H	BYU	3 1
								81	A	Nevada	3 8	137	H	BYU	1 6
								81	A	Nevada	6 1	158	A	San Diego St.	6 2
								81	A	Nevada	6 5	158	H	San Diego St.	10 5
								82	H	Washington St.	6 0	166	H	Dartmouth	5 4
												166	H	Dartmouth	5 4
												166	H	Dartmouth	17 5
												169	H	UC Riverside	2 0
												169	H	UC Riverside	6 5
												169	H	UC Riverside	9 2
												194	N	Southern U.	5 1
												225	H	UNLV	2 3
												239	H	Pacific	5 4
												239	H	Pacific	6 0
												239	H	Pacific	7 4
												264	N	Alabama St.	5 3
												278	N	Texas Southern	5 2



169 H UC Riverside	2	0
169 H UC Riverside	9	2



Average RPI Win:	163	WON-LOST RECORD	WINNING PCT. RANK	LAST 15 GAMES	STRENGTH OF SCHEDULE	OPP. STRENGTH OF SCHEDULE	TEAM RPI	ADJ RPI	CONF. RPI	ADJ CONF. RPI	
Average RPI Loss:	81										
DIV. I ONLY	31-17-0	.64583	46	12-3-0	124	127	63	.54793	60	14	13
DIV. I NON-CONF.	15-12-0	.55556	110	2-1-0	135	154	109	.52251	104	15	15
<hr/>											
TOTALS	RPI 1-25	RPI 26-50		W-L RECORDS		RPI 51-100		RPI 101-150		RPI 150+	
31-17-0	0-1-0	1-2-0		OVERALL		7-11-0		7-1-0		16-2-0	
15-5-0	0-0-0	0-1-0		HOME		4-2-0		3-1-0		8-1-0	
14-8-0	0-1-0	1-0-0		AWAY		3-6-0		3-0-0		7-1-0	
2-4-0	0-0-0	0-1-0		NEUTRAL		0-3-0		1-0-0		1-0-0	
<hr/>											
15-12-0	0-1-0	1-2-0		NON-CONFERENCE		1-8-0		4-1-0		9-0-0	
9-2-0	0-0-0	0-1-0		HOME		0-0-0		3-1-0		6-0-0	
4-6-0	0-1-0	1-0-		AWAY		1-5-0		0-0-0		2-0-0	
2-4-0	0-0-0	0-1-0		NEUTRAL		0-3-0		1-0-0		1-0-0	
<hr/>											
16-5-0	0-0-0	0-0-0		CONFERENCE		6-3-0		3-0-0		7-2-0	
6-3-0	0-0-0	0-0-0		HOME		4-2-0		0-0-0		2-1-0	
10-2-0	0-0-0	0-0-0		AWAY		2-1-0		3-0-0		5-1-0	
0-0-0	0-0-0	0-0-0		NEUTRAL		0-0-0		0-0-0		0-0-0	
<hr/>											
RPI S	Opponent	Score		RPI S	Opponent	Score		RPI S	Opponent	Score	
8 A	North Carolina	4	8	35 H	Maryland	4	16	63 N	Boston College	1	2
				44 N	Michigan St.	4	11	103 H	Hofstra	16	3
				46 A	UNC Wilmington	3	0	66 N	Illinois	6	4
								66 N	Illinois	3	1
								69 A	Liberty	6	4
								69 A	Liberty	6	1
								69 A	Liberty	8	4
								69 A	Liberty	13	4
								74 A	Texas Tech	6	9
								74 A	Texas Tech	8	4
								80 H	South Fla.	10	4
								80 H	South Fla.	0	8
								80 H	South Fla.	7	6
								89 A	Rutgers	14	6
								89 A	Rutgers	1	3
								89 A	Rutgers	15	7
								90 H	Connecticut	14	1
								90 H	Connecticut	9	0
								90 H	Connecticut	9	4
								227 H	Fairleigh Dickinson	11	9
								229 A	Cincinnati	6	4
								229 A	Cincinnati	5	4
								230 H	Albany (NY)	19	1
								230 H	Albany (NY)	4	3
								248 N	Northern Ill.	16	6
								250 A	Fairfield		
								255 A	Wagner		
								256 H	Iona		
								276 H	LIU Brooklyn		
								295 H	NYIT		
<hr/>											
LAST 15 GAMES											
				80 H	South Fla.	5	4	63 N	Boston College	1	2
				80 H	South Fla.	6	2	229 A	Cincinnati	9	0
				80 H	South Fla.	0	3	229 A	Cincinnati	9	4
				256 H	Iona	19	1				
				104 A	Notre Dame	3	1				

Non-Div. I Games:

St. John's (NY)



104 A Notre Dame	6	4
104 A Notre Dame	6	4

S  
t  
.  
J  
o  
h  
n  
's  
(  
N  
Y  
)

S  
t  
.  
J  
o  
h  
n  
's  
(  
N  
Y  
)



Average RPI Win:		214	WON-LOST RECORD		WINNING PCT. RANK	LAST 15 GAMES		STRENGTH OF SCHEDULE		OPP. STRENGTH OF SCHEDULE	TEAM RPI	ADJ RPI		CONF. RPI	ADJ CONF. RPI					
Average RPI Loss:		75																		
DIV. I ONLY			35-11-0		.76087	10	15-0-0		218		182	61	.54774	61	30	30				
DIV. I NON-CONF.			15-11-0		.57692	98	1-0-0		137		31	90	.53343	86	30	30				
TOTALS		RPI 1-25		RPI 26-50		W-L RECORDS		RPI 51-100		RPI 101-150		RPI 150+								
35-11-0		1-4-0		1-1-0		OVERALL		2-3-0		3-1-0		28-2-0								
19-1-0		1-0-0		0-0-0		HOME		0-0-0		3-1-0		15-0-0								
16-10-0		0-4-0		1-1-0		AWAY		2-3-0		0-0-0		13-2-0								
0-0-0		0-0-0		0-0-0		NEUTRAL		0-0-0		0-0-0		0-0-0								
15-11-0		1-4-0		1-1-0		NON-CONFERENCE		2-3-0		3-1-0		8-2-0								
7-1-0		1-0-0		0-0-0		HOME		0-0-0		3-1-0		3-0-0								
8-10-0		0-4-0		1-0-		AWAY		2-3-0		0-0-0		5-2-0								
0-0-0		0-0-0		0-0-0		NEUTRAL		0-0-0		0-0-0		0-0-0								
20-0-0		0-0-0		0-0-0		CONFERENCE		0-0-0		0-0-0		20-0-0								
12-0-0		0-0-0		0-0-0		HOME		0-0-0		0-0-0		12-0-0								
8-0-0		0-0-0		0-0-0		AWAY		0-0-0		0-0-0		8-0-0								
0-0-0		0-0-0		0-0-0		NEUTRAL		0-0-0		0-0-0		0-0-0								
RPI	S	Opponent		Score		RPI	S	Opponent		Score		RPI	S	Opponent		Score				
14	A	Cal St. Fullerton		0	2	30	A	Arizona St.		9	6	81	A	Nevada		4	6			
14	A	Cal St. Fullerton		3	11	30	A	Arizona St.		0	9	81	A	Nevada		1	9			
14	A	Cal St. Fullerton		1	6							81	A	Nevada		6	1			
21	A	Arizona		6	12							86	A	St. Mary's (CA)		2	10			
21	H	Arizona		5	4							86	A	St. Mary's (CA)		3	0			
														113		H	Sacramento St.	13	8	
														113		H	Sacramento St.	10	6	
														113		H	Sacramento St.	3	13	
														137		H	BYU	14	11	
														186		A	Seattle	2	8	
														186		A	Seattle	15	2	
														186		A	Seattle	7	9	
														202		A	Utah	4	1	
														203		H	Tex.-Pan American	13	3	
														203		H	Tex.-Pan American	11	1	
														203		H	Tex.-Pan American	7	0	
														203		H	Tex.-Pan American	12	5	
														231		H	NJIT	11	7	
														231		H	NJIT	14	0	
														231		H	NJIT	6	3	
														231		H	NJIT	12	2	
														234		A	Houston Baptist	8	6	
														234		A	Houston Baptist	6	5	
														234		A	Houston Baptist	7	5	
														234		A	Houston Baptist	14	8	
														263		A	Southern Utah	12	5	
														263		A	Southern Utah	10	0	
														263		A	Southern Utah	3	1	
														263		H	Southern Utah	15	2	
														263		H	Southern Utah	9	1	
														263		H	Southern Utah	17	7	
														277		H	North Dakota	13	3	
				LAST 15 GAMES																
				234	A	Houston Baptist		8	6	231	H	NJIT		6	3	263	A	Southern Utah	3	1
				234	A	Houston Baptist		14	8	231	H	NJIT		14	0	263	H	Southern Utah	15	2
				234	A	Houston Baptist		7	5	203	H	Tex.-Pan American		13	3	263	H	Southern Utah	9	1
				234	A	Houston Baptist		6	5							263	H	Southern Utah	17	7
				137	H	BYU		14	11											

Non-Div. I Games:

Utah Valley



231	H	NJIT	11	7
231	H	NJIT	12	2

RPI	S	Opponent	Score	
277	H	North Dakota	5	0
277	H	North Dakota	20	4
277	H	North Dakota	7	6
293	A	Chicago St.	13	2
293	A	Chicago St.	16	10
293	A	Chicago St.	21	4
293	A	Chicago St.	15	8



Average RPI Win:		158	WON-LOST RECORD		WINNING PCT. RANK		LAST 15 GAMES		STRENGTH OF SCHEDULE		OPP. STRENGTH OF SCHEDULE		TEAM RPI		ADJ RPI		CONF. RPI		ADJ CONF. RPI				
DIV. I ONLY			27-20-0		.57447 92		7-8-0		45		140		60		.54749 62		11		12				
DIV. I NON-CONF.			15-10-0		.6 87		1-2-0		65		190		67		.54336 69		13		13				
TOTALS		RPI 1-25		RPI 26-50				W-L RECORDS		RPI 51-100				RPI 101-150				RPI 150+					
27-20-0		1-2-0		2-7-0				OVERALL		3-5-0				7-3-0				14-3-0					
14-7-0		1-2-0		0-0-0				HOME		1-2-0				5-1-0				7-2-0					
6-11-0		0-0-0		2-7-0				AWAY		1-2-0				1-2-0				2-0-0					
7-2-0		0-0-0		0-0-0				NEUTRAL		1-1-0				1-0-0				5-1-0					
15-10-0		0-0-0		1-5-0				NON-CONFERENCE		1-1-0				3-1-0				10-3-0					
6-3-0		0-0-0		0-0-0				HOME		0-0-0				2-1-0				4-2-0					
3-5-0		0-0-0		1-0-				AWAY		0-0-0				0-0-0				2-0-0					
6-2-0		0-0-0		0-0-0				NEUTRAL		1-1-0				1-0-0				4-1-0					
12-10-0		1-2-0		1-2-0				CONFERENCE		2-4-0				4-2-0				4-0-0					
8-4-0		1-2-0		0-0-0				HOME		1-2-0				3-0-0				3-0-0					
3-6-0		0-0-0		1-2-0				AWAY		1-2-0				1-2-0				0-0-0					
1-0-0		0-0-0		0-0-0				NEUTRAL		0-0-0				0-0-0				1-0-0					
RPI	S	Opponent		Score		RPI	S	Opponent		Score		RPI	S	Opponent		Score		RPI	S	Opponent		Score	
7	H	Purdue		1	8	26	A	Coastal Caro.		2	3	66	A	Illinois		1	9	105	N	Seton Hall		14	7
7	H	Purdue		5	4	26	A	Coastal Caro.		1	4	66	A	Illinois		3	8	127	A	Penn St.		7	8
7	H	Purdue		5	8	31	A	Georgia Tech		4	13	66	A	Illinois		10	4	127	A	Penn St.		4	1
						31	A	Georgia Tech		7	3	80	N	South Fla.		3	5	127	A	Penn St.		4	5
						31	A	Georgia Tech		4	12	85	H	Nebraska		9	17	132	H	Minnesota		4	1
						43	A	Louisville		0	20	85	H	Nebraska		10	2	132	H	Minnesota		2	1
						44	A	Michigan St.		1	2	85	H	Nebraska		4	5	132	H	Minnesota		5	3
						44	A	Michigan St.		5	10	90	N	Connecticut		9	5	144	H	Austin Peay		2	7
						44	A	Michigan St.		1	0							144	H	Austin Peay		4	3
																		144	H	Austin Peay		7	3
																		155	H	Xavier		2	3
																		156	N	Villanova		4	3
																		171	N	Marist		17	2
																		181	A	Miami (OH)		9	2
																		190	N	Toledo		13	1
																		199	H	Eastern Mich.		13	4
																		214	A	Dayton		11	7
																		215	N	Western Mich.		5	2
																		215	N	Western Mich.		8	15
																		219	N	Michigan		9	4
																		229	H	Cincinnati		5	6
																		235	H	Bowling Green		8	4
																		240	H	Northwestern		4	1
																		240	H	Northwestern		3	1
																		240	H	Northwestern		7	1
																		244	H	Ohio		6	5
																		270	H	Akron		7	2
LAST 15 GAMES																							
						240	H	Northwestern		4	1	66	A	Illinois		10	4	240	H	Northwestern		4	1
						240	H	Northwestern		7	1	66	A	Illinois		3	8	240	H	Northwestern		3	1
						240	H	Northwestern		3	1	66	A	Illinois		1	9	240	H	Northwestern		7	1
						127	A	Penn St.		7	8							244	H	Ohio		6	5
						127	A	Penn St.		4	5							270	H	Akron		7	2

Non-Div. I Games:

Ohio St.



127	A	Penn St.	4	1
235	H	Bowling Green	8	4

O  
h  
i  
o  
s  
t  
.

O  
h  
i  
o  
s  
t  
.



Average RPI Win: 73		WON-LOST	WINNING	LAST 15	STRENGTH OF		OPP. STRENGTH	TEAM	ADJ		CONF.	ADJ CONF.
Average RPI Loss: 62		RECORD	PCT. RANK	GAMES	SCHEDULE		OF SCHEDULE	RPI	RPI		RPI	RPI
DIV. I ONLY		20-29-0	.40816	220	7-8-0		3	14	65		.54745	63
DIV. I NON-CONF.		10-11-0	.47619	154	2-2-0		70	127	121		.51901	114
TOTALS		RPI 1-25	RPI 26-50		W-L RECORDS		RPI 51-100		RPI 101-150		RPI 150+	
20-29-0		4-15-0	8-5-0		OVERALL		2-1-0		2-4-0		4-4-0	
10-7-0		1-2-0	7-2-0		HOME		1-0-0		0-2-0		1-1-0	
7-21-0		2-13-0	1-3-0		AWAY		0-1-0		2-2-0		2-2-0	
3-1-0		1-0-0	0-0-0		NEUTRAL		1-0-0		0-0-0		1-1-0	
10-11-0		1-2-0	1-0-0		NON-CONFERENCE		2-1-0		2-4-0		4-4-0	
2-3-0		0-0-0	0-0-0		HOME		1-0-0		0-2-0		1-1-0	
6-7-0		1-2-0	1-0-		AWAY		0-1-0		2-2-0		2-2-0	
2-1-0		0-0-0	0-0-0		NEUTRAL		1-0-0		0-0-0		1-1-0	
10-18-0		3-13-0	7-5-0		CONFERENCE		0-0-0		0-0-0		0-0-0	
8-4-0		1-2-0	7-2-0		HOME		0-0-0		0-0-0		0-0-0	
1-14-0		1-11-0	0-3-0		AWAY		0-0-0		0-0-0		0-0-0	
1-0-0		1-0-0	0-0-0		NEUTRAL		0-0-0		0-0-0		0-0-0	
RPI S	Opponent	Score	RPI S	Opponent	Score	RPI S	Opponent	Score	RPI S	Opponent	Score	
2 H	Florida St.	3 6	26 A	Coastal Caro.	8 3	60 N	St. John's (NY)	2 1	118 A	FIU	6 14	
2 H	Florida St.	5 6	31 H	Georgia Tech	4 3	78 A	Fla. Atlantic	4 13	121 H	Rhode Island	4 16	
2 H	Florida St.	17 6	31 H	Georgia Tech	1 2	90 H	Connecticut	8 5	126 A	Fla. Gulf Coast	3 0	
8 A	North Carolina	1 15	31 H	Georgia Tech	15 7				126 A	Fla. Gulf Coast	11 8	
8 A	North Carolina	5 6	32 A	Virginia Tech	4 8				126 A	Fla. Gulf Coast	5 8	
8 A	North Carolina	1 4	32 A	Virginia Tech	4 8				141 H	Holy Cross	1 3	
12 N	Virginia	5 3	32 A	Virginia Tech	4 8				154 A	Bryant	8 5	
13 A	North Carolina St.	11 10	35 H	Maryland	5 4				154 H	Bryant	5 3	
13 A	North Carolina St.	9 16	35 H	Maryland	10 3				166 H	Dartmouth	6 9	
13 A	North Carolina St.	0 9	35 H	Maryland	1 7				212 A	Northeastern	11 12	
16 A	Miami (FL)	3 5	40 H	Wake Forest	1 0				212 A	Northeastern	12 6	
16 A	Miami (FL)	3 7	40 H	Wake Forest	6 1				221 N	James Madison	8 5	
16 A	Miami (FL)	1 4	40 H	Wake Forest	9 5				233 A	Harvard	3 5	
20 A	UCF	4 5							233 N	Harvard	2 5	
20 A	UCF	8 7										
20 A	UCF	5 6										
24 A	Clemson	3 6										
24 A	Clemson	4 6										
24 A	Clemson	1 5										
LAST 15 GAMES												
	8 A North Carolina	1 4		166 H Dartmouth	6 9							
	8 A North Carolina	5 6		60 N St. John's (NY)	2 1							
	8 A North Carolina	1 15		13 A North Carolina St.	9 16							
	212 A Northeastern	12 6										
	40 H Wake Forest	9 5										

Non-Div. I Games:

Boston College



40 H Wake Forest	6	1
40 H Wake Forest	1	0

B  
o  
s  
t  
o  
n  
C  
o  
l  
l  
e  
g  
e

B  
o  
s  
t  
o  
n  
C  
o  
l  
l  
e  
g  
e



Average RPI Win: 121		WON-LOST RECORD	WINNING PCT. RANK	LAST 15 GAMES	STRENGTH OF SCHEDULE	OPP. STRENGTH OF SCHEDULE	TEAM RPI	ADJ RPI		CONF. RPI	ADJ CONF. RPI						
Average RPI Loss: 55																	
DIV. I ONLY		25-22-0	.53191	119	7-8-0	48	26	64	.54656	64	2	2					
DIV. I NON-CONF.		14-8-0	.63636	69	3-0-0	120	131	63	.54815	65	2	2					
<hr/>																	
TOTALS		RPI 1-25		RPI 26-50		W-L RECORDS		RPI 51-100		RPI 101-150		RPI 150+					
25-22-0		5-8-0		3-6-0		OVERALL		7-4-0		1-4-0		9-0-0					
19-10-0		2-5-0		2-1-0		HOME		7-3-0		0-1-0		8-0-0					
5-12-0		3-3-0		1-5-0		AWAY		0-1-0		0-3-0		1-0-0					
1-0-0		0-0-0		0-0-0		NEUTRAL		0-0-0		1-0-0		0-0-0					
14-8-0		1-3-0		0-0-0		NON-CONFERENCE		4-4-0		0-1-0		9-0-0					
12-5-0		0-1-0		0-0-0		HOME		4-3-0		0-1-0		8-0-0					
2-3-0		1-2-0		0-0-		AWAY		0-1-0		0-0-0		1-0-0					
0-0-0		0-0-0		0-0-0		NEUTRAL		0-0-0		0-0-0		0-0-0					
11-14-0		4-5-0		3-6-0		CONFERENCE		3-0-0		1-3-0		0-0-0					
7-5-0		2-4-0		2-1-0		HOME		3-0-0		0-0-0		0-0-0					
3-9-0		2-1-0		1-5-0		AWAY		0-0-0		0-3-0		0-0-0					
1-0-0		0-0-0		0-0-0		NEUTRAL		0-0-0		1-0-0		0-0-0					
RPI	S	Opponent		Score		RPI	S	Opponent		Score		RPI	S	Opponent		Score	
5	H	LSU		3 2		39	H	Mississippi St.		8 2		68	A	Samford		5 8	
5	H	LSU		4 3		39	H	Mississippi St.		3 5		68	H	Samford		7 5	
5	H	LSU		3 4		39	H	Mississippi St.		10 6		77	H	Belmont		1 3	
7	H	Purdue		8 9		41	A	Georgia		5 6		77	H	Belmont		3 2	
9	H	South Carolina		3 5		41	A	Georgia		2 5		77	H	Belmont		6 5	
9	H	South Carolina		5 12		41	A	Georgia		3 9		93	H	Missouri		4 6	
9	H	South Carolina		7 11		47	A	Vanderbilt		2 11		93	H	Missouri		5 2	
19	A	Ole Miss		10 4		47	A	Vanderbilt		4 5		93	H	Missouri		3 4	
19	A	Ole Miss		1 2		47	A	Vanderbilt		5 2		100	H	Tennessee		11 4	
19	A	Ole Miss		3 2								100	H	Tennessee		12 3	
21	A	Arizona		4 15								100	H	Tennessee		12 5	
21	A	Arizona		1 8													
21	A	Arizona		8 3													
<hr/>																	
LAST 15 GAMES																	
41	A	Georgia		3 9		9	H	South Carolina		7 11							
41	A	Georgia		5 6		9	H	South Carolina		3 5							
41	A	Georgia		2 5		9	H	South Carolina		5 12							
100	H	Tennessee		11 4													
100	H	Tennessee		12 3													

Non-Div. I Games:

Auburn



100	H	Tennessee	12	5
163	A	Troy	7	0

A  
u  
b  
u  
r  
n

A  
u  
b  
u  
r  
n



Average RPI Win: 144		WON-LOST RECORD		WINNING PCT. RANK		LAST 15 GAMES		STRENGTH OF SCHEDULE		OPP. STRENGTH OF SCHEDULE		TEAM RPI		ADJ RPI		CONF. RPI		ADJ CONF. RPI	
DIV. I ONLY		28-18-0		.6087 66		10-5-0		86		86		62		.54603 65		9		9	
DIV. I NON-CONF.		20-14-0		.58824 92		3-2-0		119		66		79		.53719 83		11		11	
TOTALS		RPI 1-25		RPI 26-50		W-L RECORDS		RPI 51-100		RPI 101-150		RPI 150+							
28-18-0		1-3-0		6-5-0		OVERALL		2-2-0		6-4-0		13-4-0							
24-11-0		1-3-0		6-1-0		HOME		2-2-0		5-2-0		10-3-0							
4-7-0		0-0-0		0-4-0		AWAY		0-0-0		1-2-0		3-1-0							
0-0-0		0-0-0		0-0-0		NEUTRAL		0-0-0		0-0-0		0-0-0							
20-14-0		1-3-0		3-5-0		NON-CONFERENCE		2-2-0		3-1-0		11-3-0							
19-10-0		1-3-0		3-1-0		HOME		2-2-0		3-1-0		10-3-0							
1-4-0		0-0-0		0-0-		AWAY		0-0-0		0-0-0		1-0-0							
0-0-0		0-0-0		0-0-0		NEUTRAL		0-0-0		0-0-0		0-0-0							
8-4-0		0-0-0		3-0-0		CONFERENCE		0-0-0		3-3-0		2-1-0							
5-1-0		0-0-0		3-0-0		HOME		0-0-0		2-1-0		0-0-0							
3-3-0		0-0-0		0-0-0		AWAY		0-0-0		1-2-0		2-1-0							
0-0-0		0-0-0		0-0-0		NEUTRAL		0-0-0		0-0-0		0-0-0							
RPI S	Opponent	Score		RPI S	Opponent	Score		RPI S	Opponent	Score		RPI S	Opponent	Score					
6 H	Oregon	4	1	27 H	New Mexico St.	14	2	86 H	St. Mary's (CA)	3	2	119 A	Louisiana Tech	4	3				
6 H	Oregon	6	12	27 H	New Mexico St.	5	2	86 H	St. Mary's (CA)	3	5	119 A	Louisiana Tech	4	9				
6 H	Oregon	5	14	27 H	New Mexico St.	1	0	86 H	St. Mary's (CA)	2	6	119 A	Louisiana Tech	1	4				
6 H	Oregon	2	3	36 A	Gonzaga	6	7	86 H	St. Mary's (CA)	7	5	120 H	San Francisco	2	1				
				36 A	Gonzaga	3	9					120 H	San Francisco	0	3				
				36 A	Gonzaga	0	4					120 H	San Francisco	3	2				
				36 A	Gonzaga	1	4					120 H	San Francisco	3	1				
				45 H	Wichita St.	2	1					133 H	Fresno St.	8	2				
				45 H	Wichita St.	4	0					133 H	Fresno St.	3	2				
				45 H	Wichita St.	6	3					133 H	Fresno St.	3	5				
				45 H	Wichita St.	2	4					192 H	Central Mich.	2	1				
												192 H	Central Mich.	5	1				
												192 H	Central Mich.	5	6				
												192 H	Central Mich.	1	3				
												193 A	San Jose St.	6	4				
												193 A	San Jose St.	4	1				
												193 A	San Jose St.	4	6				
												197 H	UC Davis	7	1				
												197 H	UC Davis	5	4				
												197 H	UC Davis	4	0				
												197 H	UC Davis	3	5				
												253 A	Grambling	11	8				
												255 H	Wagner	2	0				
												255 H	Wagner	6	2				
												255 H	Wagner	5	2				
												255 H	Wagner	9	2				
												255 H	Wagner	19	3				
				LAST 15 GAMES															
				27 H	New Mexico St.	1	0	193 A	San Jose St.	4	6	255 H	Wagner	2	0				
				27 H	New Mexico St.	14	2	193 A	San Jose St.	4	1	255 H	Wagner	6	2				
				27 H	New Mexico St.	5	2	193 A	San Jose St.	6	4	255 H	Wagner	5	2				
				119 A	Louisiana Tech	1	4					255 H	Wagner	9	2				
				119 A	Louisiana Tech	4	9					255 H	Wagner	19	3				

Non-Div. I Games:

Hawaii



119	A	Louisiana Tech	4	3
253	A	Grambling	11	8

H  
a  
w  
a  
i  
i

H  
a  
w  
a  
i  
i



Average RPI Win: 140		WON-LOST RECORD		WINNING PCT. RANK		LAST 15 GAMES		STRENGTH OF SCHEDULE		OPP. STRENGTH OF SCHEDULE		TEAM RPI		ADJ RPI		CONF. RPI		ADJ CONF. RPI	
DIV. I ONLY		26-21-0		.55319 110		8-7-0		52		85		67		.54504 66		11		12	
DIV. I NON-CONF.		17-12-0		.58621 94		2-2-0		97		87		75		.54088 74		13		13	
TOTALS		RPI 1-25		RPI 26-50		W-L RECORDS		RPI 51-100		RPI 101-150		RPI 150+							
26-21-0		1-3-0		1-7-0		OVERALL		9-7-0		5-3-0		10-1-0							
10-6-0		0-0-0		1-2-0		HOME		5-2-0		0-2-0		4-0-0							
9-9-0		1-3-0		0-2-0		AWAY		1-4-0		4-0-0		3-0-0							
7-6-0		0-0-0		0-3-0		NEUTRAL		3-1-0		1-1-0		3-1-0							
17-12-0		1-0-0		0-5-0		NON-CONFERENCE		4-3-0		5-3-0		7-1-0							
5-2-0		0-0-0		0-0-0		HOME		1-0-0		0-2-0		4-0-0							
5-4-0		1-0-0		0-0-		AWAY		0-2-0		4-0-0		0-0-0							
7-6-0		0-0-0		0-3-0		NEUTRAL		3-1-0		1-1-0		3-1-0							
9-9-0		0-3-0		1-2-0		CONFERENCE		5-4-0		0-0-0		3-0-0							
5-4-0		0-0-0		1-2-0		HOME		4-2-0		0-0-0		0-0-0							
4-5-0		0-3-0		0-0-0		AWAY		1-2-0		0-0-0		3-0-0							
0-0-0		0-0-0		0-0-0		NEUTRAL		0-0-0		0-0-0		0-0-0							
RPI S	Opponent	Score		RPI S	Opponent	Score		RPI S	Opponent	Score		RPI S	Opponent	Score					
6 A	Oregon	2	1	26 A	Coastal Caro.	4	5	56 A	Indiana St.	4	6	101 A	Bradley	6	3				
7 A	Purdue	1	4	28 A	Oregon St.	2	8	57 A	Illinois St.	7	16	101 H	Bradley	3	6				
7 A	Purdue	3	5	36 N	Gonzaga	3	13	57 H	Illinois St.	7	5	104 N	Notre Dame	12	13				
7 A	Purdue	0	3	36 N	Gonzaga	3	7	60 N	St. John's (NY)	9	4	111 A	Southern Ill.	8	2				
				43 N	Louisville	3	4	60 N	St. John's (NY)	4	0	111 H	Southern Ill.	3	7				
				44 H	Michigan St.	8	6	62 H	Ohio St.	4	10	111 N	Southern Ill.	13	5				
				44 H	Michigan St.	8	15	62 H	Ohio St.	8	3	125 A	Lamar	9	8				
				44 H	Michigan St.	5	6	62 H	Ohio St.	9	1	125 A	Lamar	9	2				
								85 A	Nebraska	11	3	162 H	Eastern Ill.	10	3				
								85 A	Nebraska	5	18	162 N	Eastern Ill.	5	2				
								85 A	Nebraska	3	13	170 N	West Virginia	14	3				
								90 N	Connecticut	5	1	240 A	Northwestern	3	2				
								93 N	Missouri	4	5	240 A	Northwestern	5	4				
								99 H	Indiana	7	3	240 A	Northwestern	2	0				
								99 H	Indiana	11	6	248 N	Northern Ill.	0	3				
								99 H	Indiana	3	12	248 N	Northern Ill.	7	2				
												291 H	Mississippi Val.	15	6				
												291 H	Mississippi Val.	12	4				
												291 H	Mississippi Val.	7	1				
				LAST 15 GAMES															
				44 H	Michigan St.	8	6	56 A	Indiana St.	4	6								
				44 H	Michigan St.	5	6	62 H	Ohio St.	4	10								
				44 H	Michigan St.	8	15	62 H	Ohio St.	8	3								
				111 H	Southern Ill.	3	7												
				240 A	Northwestern	3	2												

Non-Div. I Games:

Illinois



240 A Northwestern	5	4
240 A Northwestern	2	0

I  
l  
l  
i  
n  
o  
i  
s

I  
l  
l  
i  
n  
o  
i  
s



Average RPI Win: 159		WON-LOST RECORD		WINNING PCT. RANK		LAST 15 GAMES		STRENGTH OF SCHEDULE		OPP. STRENGTH OF SCHEDULE		TEAM RPI		ADJ RPI		CONF. RPI		ADJ CONF. RPI	
DIV. I ONLY		29-19-0		.60417 69		9-5-0		109		79		69		.54482 67		4		4	
DIV. I NON-CONF.		19-8-0		.7037 42		4-2-0		166		108		56		.55576 55		5		5	
TOTALS		RPI 1-25		RPI 26-50		W-L RECORDS		RPI 51-100		RPI 101-150		RPI 150+							
29-19-0		2-5-0		1-4-0		OVERALL		9-9-0		2-0-0		15-1-0							
17-7-0		1-1-0		0-0-0		HOME		3-5-0		1-0-0		12-1-0							
10-10-0		1-4-0		1-4-0		AWAY		5-2-0		1-0-0		2-0-0							
2-2-0		0-0-0		0-0-0		NEUTRAL		1-2-0		0-0-0		1-0-0							
19-8-0		2-2-0		1-4-0		NON-CONFERENCE		3-2-0		2-0-0		11-0-0							
12-3-0		1-1-0		0-0-0		HOME		0-2-0		1-0-0		10-0-0							
6-5-0		1-1-0		1-0-		AWAY		3-0-0		1-0-0		0-0-0							
1-0-0		0-0-0		0-0-0		NEUTRAL		0-0-0		0-0-0		1-0-0							
10-11-0		0-3-0		0-0-0		CONFERENCE		6-7-0		0-0-0		4-1-0							
5-4-0		0-0-0		0-0-0		HOME		3-3-0		0-0-0		2-1-0							
4-5-0		0-3-0		0-0-0		AWAY		2-2-0		0-0-0		2-0-0							
1-2-0		0-0-0		0-0-0		NEUTRAL		1-2-0		0-0-0		0-0-0							
RPI S	Opponent	Score		RPI S	Opponent	Score		RPI S	Opponent	Score		RPI S	Opponent	Score					
6 A	Oregon	3	2	28 A	Oregon St.	7	11	51 H	Texas	6	7	112 A	Oral Roberts	6	3				
11 H	Arkansas	4	0	33 A	TCU	3	4	51 H	Texas	5	9	112 H	Oral Roberts	5	2				
17 A	Texas A&M	3	4	38 A	Pepperdine	0	10	51 H	Texas	4	9	160 H	Kansas St.	4	3				
17 A	Texas A&M	2	5	38 A	Pepperdine	4	3	58 H	Texas-Arlington	3	10	160 H	Kansas St.	7	8				
17 A	Texas A&M	3	5	38 A	Pepperdine	6	7	74 A	Texas Tech	8	2	160 H	Kansas St.	5	1				
22 A	Dallas Baptist	6	7					74 A	Texas Tech	5	3	170 N	West Virginia	5	2				
22 H	Dallas Baptist	2	8					74 A	Texas Tech	1	6	175 A	Kansas	4	1				
								83 A	Oklahoma St.	1	6	175 A	Kansas	8	2				
								83 N	Oklahoma St.	8	4	258 H	Air Force	6	2				
								83 N	Oklahoma St.	2	3	258 H	Air Force	8	5				
								83 N	Oklahoma St.	0	3	264 H	Alabama St.	2	1				
								88 A	New Mexico	7	6	264 H	Alabama St.	5	0				
								88 A	New Mexico	10	5	264 H	Alabama St.	7	0				
								88 A	New Mexico	4	0	280 H	Hartford	10	5				
								90 H	Connecticut	7	8	280 H	Hartford	8	3				
								93 H	Missouri	6	5	280 H	Hartford	9	6				
								93 H	Missouri	8	4	289 H	Ark.-Pine Bluff	5	4				
								93 H	Missouri	5	4	289 H	Ark.-Pine Bluff	9	4				
				LAST 15 GAMES															
				83 N	Oklahoma St.	2	3	83 A	Oklahoma St.	1	6								
				83 N	Oklahoma St.	8	4	264 H	Alabama St.	7	0								
				83 N	Oklahoma St.	0	3	264 H	Alabama St.	2	1								
				33 A	TCU	3	4												
				175 A	Kansas	8	2												

Non-Div. I Games: Mid-Amer. Christian 11 0

Oklahoma



175	A	Kansas	4	1
22	H	Dallas Baptist	2	8

O  
k  
l  
a  
h  
o  
m  
a

O  
k  
l  
a  
h  
o  
m  
a



Average RPI Win:		134	WON-LOST RECORD		WINNING PCT. RANK		LAST 15 GAMES		STRENGTH OF SCHEDULE		OPP. STRENGTH OF SCHEDULE		TEAM RPI		ADJ RPI		CONF. RPI		ADJ CONF. RPI	
DIV. I ONLY			32-17-0		.65306 45		12-3-0		168		48		66		.54293 68		8		7	
DIV. I NON-CONF.			14-8-0		.63636 69		3-1-0		226		81		108		.52033 111		7		7	
TOTALS		RPI 1-25		RPI 26-50		W-L RECORDS		RPI 51-100		RPI 101-150		RPI 150+								
32-17-0		0-1-0		1-5-0		OVERALL		12-5-0		9-4-0		10-2-0								
16-8-0		0-0-0		0-3-0		HOME		8-2-0		5-3-0		3-0-0								
16-9-0		0-1-0		1-2-0		AWAY		4-3-0		4-1-0		7-2-0								
0-0-0		0-0-0		0-0-0		NEUTRAL		0-0-0		0-0-0		0-0-0								
14-8-0		0-1-0		0-0-0		NON-CONFERENCE		3-2-0		4-3-0		7-2-0								
9-3-0		0-0-0		0-0-0		HOME		3-1-0		3-2-0		3-0-0								
5-5-0		0-1-0		0-0-		AWAY		0-1-0		1-1-0		4-2-0								
0-0-0		0-0-0		0-0-0		NEUTRAL		0-0-0		0-0-0		0-0-0								
18-9-0		0-0-0		1-5-0		CONFERENCE		9-3-0		5-1-0		3-0-0								
7-5-0		0-0-0		0-3-0		HOME		5-1-0		2-1-0		0-0-0								
11-4-0		0-0-0		1-2-0		AWAY		4-2-0		3-0-0		3-0-0								
0-0-0		0-0-0		0-0-0		NEUTRAL		0-0-0		0-0-0		0-0-0								
RPI	S	Opponent		Score		RPI	S	Opponent		Score		RPI	S	Opponent		Score				
1	A	Florida		3 5		37	A	Col. of Charleston		5 3		64	A	Auburn		9 2				
						37	A	Col. of Charleston		3 7		64	H	Auburn		11 0				
						37	A	Col. of Charleston		5 10		72	H	Western Caro.		10 5				
						50	H	Elon		4 7		72	H	Western Caro.		4 5				
						50	H	Elon		3 5		72	H	Western Caro.		11 3				
						50	H	Elon		5 7		91	A	Ga. Southern		4 7				
												91	A	Ga. Southern		4 1				
												91	A	Ga. Southern		7 3				
												94	H	Furman		5 6				
												94	H	Furman		4 5				
												94	H	Furman		5 0				
												95	H	Radford		11 4				
												95	H	Radford		11 10				
												95	H	Radford		6 13				
												97	A	UNC Greensboro		15 4				
												97	A	UNC Greensboro		9 8				
												97	A	UNC Greensboro		8 7				
																4 9				
												183	A	Davidson		15 6				
												183	A	Davidson		5 3				
												183	A	Davidson		16 6				
												195	A	Jacksonville St.		12 4				
												195	H	Jacksonville St.		5 2				
												296	A	Alabama A&M		7 3				
												296	H	Alabama A&M		19 0				
LAST 15 GAMES																				
						91	A	Ga. Southern		2 3		122	A	UAB		9 2				
						91	A	Ga. Southern		6 5		139	H	Alabama		4 5				
						91	A	Ga. Southern		5 4		72	H	Western Caro.		10 9				
						163	H	Troy		15 4										
						183	A	Davidson		15 6										

**Non-Div. I Games:**

Samford



183 A Davidson	5	3
183 A Davidson	16	6

S  
a  
m  
f  
o  
r  
d

S  
a  
m  
f  
o  
r  
d



Average RPI Win:	170	WON-LOST RECORD	WINNING PCT. RANK	LAST 15 GAMES	STRENGTH OF SCHEDULE	OPP. STRENGTH OF SCHEDULE	TEAM RPI	ADJ RPI	CONF. RPI	ADJ CONF. RPI					
DIV. I ONLY		34-15-0	.69388	27	7-8-0	195	135	73	.54273	69	15	15			
DIV. I NON-CONF.		23-7-0	.76667	27	4-1-0	266	143	81	.54059	75	17	17			
<hr/>															
TOTALS	RPI 1-25	RPI 26-50		W-L RECORDS		RPI 51-100		RPI 101-150		RPI 150+					
34-15-0	2-0-0	0-4-0		OVERALL		6-4-0		2-2-0		24-5-0					
18-9-0	0-0-0	0-3-0		HOME		6-3-0		0-0-0		12-3-0					
11-5-0	2-0-0	0-1-0		AWAY		0-1-0		2-2-0		7-1-0					
5-1-0	0-0-0	0-0-0		NEUTRAL		0-0-0		0-0-0		5-1-0					
23-7-0	2-0-0	0-1-0		NON-CONFERENCE		3-3-0		1-0-0		17-3-0					
13-4-0	0-0-0	0-0-0		HOME		3-2-0		0-0-0		10-2-0					
5-2-0	2-0-0	0-0-		AWAY		0-1-0		1-0-0		2-0-0					
5-1-0	0-0-0	0-0-0		NEUTRAL		0-0-0		0-0-0		5-1-0					
11-8-0	0-0-0	0-3-0		CONFERENCE		3-1-0		1-2-0		7-2-0					
5-5-0	0-0-0	0-3-0		HOME		3-1-0		0-0-0		2-1-0					
6-3-0	0-0-0	0-0-0		AWAY		0-0-0		1-2-0		5-1-0					
0-0-0	0-0-0	0-0-0		NEUTRAL		0-0-0		0-0-0		0-0-0					
RPI	S	Opponent	Score	RPI	S	Opponent	Score	RPI	S	Opponent	Score				
8	A	North Carolina	5 3	26	H	Coastal Caro.	3 5	60	H	St. John's (NY)	1 3	123	A	Citadel	11 9
12	A	Virginia	8 0	26	H	Coastal Caro.	1 7	60	H	St. John's (NY)	4 1	148	A	UNC Asheville	16 6
				26	H	Coastal Caro.	2 4	60	H	St. John's (NY)	7 4	148	A	UNC Asheville	6 7
				41	A	Georgia	3 5	60	H	St. John's (NY)	12 2	148	A	UNC Asheville	0 2
								84	H	Campbell	6 7	154	H	Bryant	2 6
								84	H	Campbell	8 6	161	A	Presbyterian	5 2
								84	H	Campbell	5 4	161	A	Presbyterian	13 3
								92	A	VCU	4 5	161	A	Presbyterian	13 4
								92	H	VCU	2 4	167	H	Gardner-Webb	4 3
								95	H	Radford	6 3	167	H	Gardner-Webb	8 0
												167	H	Gardner-Webb	4 5
												179	N	Towson	12 3
												179	N	Towson	8 0
												196	A	Old Dominion	10 6
												196	H	Old Dominion	12 6
												201	A	Winthrop	7 0
												201	A	Winthrop	5 6
												201	A	Winthrop	11 1
												204	H	Siena	1 0
												204	H	Siena	4 2
												204	H	Siena	6 2
												204	H	Siena	7 9
												206	N	Richmond	12 0
												220	N	Marshall	9 5
												220	N	Marshall	10 12
												220	N	Marshall	8 4
												221	A	James Madison	12 1
LAST 15 GAMES				275	H	N.C. A&T	6 2	148	A	UNC Asheville	6 7	206	N	Richmond	12 0
				26	H	Coastal Caro.	1 7	8	A	North Carolina	5 3	220	N	Marshall	9 5
				26	H	Coastal Caro.	2 4	41	A	Georgia	3 5	220	N	Marshall	10 12
				26	H	Coastal Caro.	3 5					220	N	Marshall	8 4
				221	A	James Madison	12 1					221	A	James Madison	12 1

Non-Div. I Games:

Liberty



148	A	UNC Asheville	16	6
148	A	UNC Asheville	0	2

RPI	S	Opponent	Score	
221	H	James Madison	9	0
221	H	James Madison	5	1
275	H	N.C. A&T	6	2
297	H	Coppin St.	2	0
297	H	Coppin St.	14	0
297	H	Coppin St.	13	1

Liberty

L  
i  
b  
e  
r  
t  
y

L  
i  
b  
e  
r  
t  
y



M  
e  
m  
p  
h  
i  
s

Memphis



20	A	UCF	3	4
19	H	Ole Miss	4	2

M  
e  
m  
p  
h  
i  
s

M  
e  
m  
p  
h  
i  
s



Average RPI Win:	164	WON-LOST	WINNING	LAST 15	STRENGTH OF	OPP. STRENGTH	TEAM	ADJ	CONF.	ADJ CONF.	
Average RPI Loss:	117	RECORD	PCT. RANK	GAMES	SCHEDULE	OF SCHEDULE	RPI	RPI	RPI	RPI	
DIV. I ONLY	32-14-0	.69565	25	11-4-0	197	88	68	.54161	71	10	10
DIV. I NON-CONF.	17-8-0	.68	53	3-2-0	248	145	107	.52052	110	12	12
TOTALS	RPI 1-25	RPI 26-50	W-L RECORDS		RPI 51-100	RPI 101-150		RPI 150+			
32-14-0	0-1-0	0-0-0	OVERALL		3-5-0	15-4-0		14-4-0			
21-4-0	0-1-0	0-0-0	HOME		1-0-0	9-1-0		11-2-0			
11-10-0	0-0-0	0-0-0	AWAY		2-5-0	6-3-0		3-2-0			
0-0-0	0-0-0	0-0-0	NEUTRAL		0-0-0	0-0-0		0-0-0			
17-8-0	0-1-0	0-0-0	NON-CONFERENCE		1-1-0	5-2-0		11-4-0			
13-3-0	0-1-0	0-0-0	HOME		1-0-0	4-0-0		8-2-0			
4-5-0	0-0-0	0-0-	AWAY		0-1-0	1-2-0		3-2-0			
0-0-0	0-0-0	0-0-0	NEUTRAL		0-0-0	0-0-0		0-0-0			
15-6-0	0-0-0	0-0-0	CONFERENCE		2-4-0	10-2-0		3-0-0			
8-1-0	0-0-0	0-0-0	HOME		0-0-0	5-1-0		3-0-0			
7-5-0	0-0-0	0-0-0	AWAY		2-4-0	5-1-0		0-0-0			
0-0-0	0-0-0	0-0-0	NEUTRAL		0-0-0	0-0-0		0-0-0			
RPI S	Opponent	Score	RPI S	Opponent	Score	RPI S	Opponent	Score	RPI S	Opponent	Score
10 H	Kentucky	0 6				53 A	Stetson	8 4	102 A	North Florida	3 1
						53 A	Stetson	11 6	102 A	North Florida	14 8
						53 A	Stetson	3 6	102 A	North Florida	1 4
						77 A	Belmont	1 7	108 H	Lipscomb	10 9
						77 A	Belmont	0 3	108 H	Lipscomb	7 0
						77 A	Belmont	1 5	108 H	Lipscomb	2 1
						94 A	Furman	7 10	123 A	Citadel	6 5
						94 H	Furman	17 3	126 H	Fla. Gulf Coast	6 0
									126 H	Fla. Gulf Coast	3 4
									126 H	Fla. Gulf Coast	10 2
									142 H	Valparaiso	8 2
									143 A	Wofford	6 7
									143 A	Wofford	4 9
									146 A	East Tenn. St.	6 4
									146 A	East Tenn. St.	9 7
									146 A	East Tenn. St.	8 7
									149 H	Eastern Ky.	12 6
									149 H	Eastern Ky.	4 0
									149 H	Eastern Ky.	6 4
									167 A	Gardner-Webb	5 6
									167 H	Gardner-Webb	11 3
									182 A	Georgia St.	15 3
									182 H	Georgia St.	4 1
									183 H	Davidson	7 8
									191 A	Charlotte	0 11
									191 H	Charlotte	6 12
									199 H	Eastern Mich.	12 1
LAST 15 GAMES											
53 A	Stetson	11 6	213 H	Jacksonville	3 2	182 H	Georgia St.	4 1			
53 A	Stetson	3 6	275 A	N.C. A&T	9 6	183 H	Davidson	7 8			
53 A	Stetson	8 4	146 A	East Tenn. St.	9 7	191 A	Charlotte	0 11			
182 A	Georgia St.	15 3				191 H	Charlotte	6 12			
143 A	Wofford	6 7				199 H	Eastern Mich.	12 1			

Non-Div. I Games:

S.C. Upstate



213	H	Jacksonville	12	4
213	H	Jacksonville	4	2

RPI	S	Opponent	Score	
213	H	Jacksonville	12	4
213	H	Jacksonville	4	2
213	H	Jacksonville	3	2
222	A	Charleston So.	8	1
222	H	Charleston So.	7	5
230	H	Albany (NY)	5	2
258	H	Air Force	6	2
259	H	Ball St.	10	1
275	A	N.C. A&T	9	6
275	H	N.C. A&T	11	6



Average RPI Win: 137		WON-LOST RECORD		WINNING PCT. RANK		LAST 15 GAMES		STRENGTH OF SCHEDULE		OPP. STRENGTH OF SCHEDULE		TEAM RPI		ADJ RPI		CONF. RPI		ADJ CONF. RPI	
DIV. I ONLY		29-18-0		.61702 60		7-8-0		157		43		76		.54129 72		8		7	
DIV. I NON-CONF.		16-7-0		.69565 49		1-1-0		185		53		62		.55256 57		7		7	
TOTALS		RPI 1-25		RPI 26-50		W-L RECORDS		RPI 51-100		RPI 101-150		RPI 150+							
29-18-0		2-2-0		4-4-0		OVERALL		7-5-0		5-4-0		11-3-0							
17-5-0		1-0-0		1-2-0		HOME		6-2-0		1-0-0		8-1-0							
11-11-0		1-1-0		3-1-0		AWAY		1-3-0		4-4-0		2-2-0							
1-2-0		0-1-0		0-1-0		NEUTRAL		0-0-0		0-0-0		1-0-0							
16-7-0		2-2-0		1-1-0		NON-CONFERENCE		2-1-0		2-1-0		9-2-0							
9-1-0		1-0-0		0-0-0		HOME		1-1-0		1-0-0		6-0-0							
6-4-0		1-1-0		1-0-		AWAY		1-0-0		1-1-0		2-2-0							
1-2-0		0-1-0		0-1-0		NEUTRAL		0-0-0		0-0-0		1-0-0							
13-11-0		0-0-0		3-3-0		CONFERENCE		5-4-0		3-3-0		2-1-0							
8-4-0		0-0-0		1-2-0		HOME		5-1-0		0-0-0		2-1-0							
5-7-0		0-0-0		2-1-0		AWAY		0-3-0		3-3-0		0-0-0							
0-0-0		0-0-0		0-0-0		NEUTRAL		0-0-0		0-0-0		0-0-0							
RPI S	Opponent		Score		RPI S	Opponent		Score		RPI S	Opponent		Score		RPI S	Opponent		Score	
7 N	Purdue		7	14	35 N	Maryland		0	3	68 A	Samford		2	4	123 A	Citadel		6	5
23 A	East Carolina		1	3	37 H	Col. of Charleston		7	6	68 A	Samford		3	6	123 A	Citadel		11	4
24 A	Clemson		13	8	37 H	Col. of Charleston		2	6	68 A	Samford		9	10	123 A	Citadel		2	4
24 H	Clemson		8	4	37 H	Col. of Charleston		4	5	79 A	Kennesaw St.		7	6	143 A	Wofford		4	2
					41 A	Georgia		5	3	79 H	Kennesaw St.		9	11	143 A	Wofford		0	2
					50 A	Elon		11	9	94 H	Furman		3	0	143 A	Wofford		5	6
					50 A	Elon		4	11	94 H	Furman		9	2	146 A	East Tenn. St.		6	1
					50 A	Elon		6	5	94 H	Furman		11	5	146 H	East Tenn. St.		7	3
										97 H	UNC Greensboro		16	2	148 A	UNC Asheville		1	3
										97 H	UNC Greensboro		6	5	167 A	Gardner-Webb		4	6
										97 H	UNC Greensboro		1	5	183 H	Davidson		5	7
										98 H	Duke		12	4	183 H	Davidson		12	6
															183 H	Davidson		5	3
															201 A	Winthrop		13	3
															208 H	Fordham		12	9
															208 H	Fordham		6	1
															208 H	Fordham		9	8
															213 A	Jacksonville		2	1
															213 A	Jacksonville		2	5
															250 N	Fairfield		10	3
															256 H	Iona		8	4
															256 H	Iona		22	2
															256 H	Iona		2	0
				LAST 15 GAMES															
				50 A	Elon		4	11	68 A	Samford		9	10	256 H	Iona				
				50 A	Elon		11	9	68 A	Samford		2	4						
				50 A	Elon		6	5	68 A	Samford		3	6						
				37 H	Col. of Charleston		2	6											
				37 H	Col. of Charleston		7	6											

Non-Div. I Games:

Western Caro.



37	H	Col. of Charleston	4	5
146	A	East Tenn. St.	6	1

W  
e  
s  
t  
e  
r  
n  
C  
a  
r  
o  
.

W  
e  
s  
t  
e  
r  
n  
C  
a  
r  
o  
.



Average RPI Win: 127		WON-LOST RECORD		WINNING PCT. RANK		LAST 15 GAMES		STRENGTH OF SCHEDULE		OPP. STRENGTH OF SCHEDULE		TEAM RPI		ADJ RPI		CONF. RPI		ADJ CONF. RPI					
DIV. I ONLY		22-21-0		.51163 142		4-11-0		59		22		79		.5406 73		3		3					
DIV. I NON-CONF.		15-7-0		.68182 52		1-4-0		96		32		38		.57107 37		3		3					
TOTALS		RPI 1-25		RPI 26-50		W-L RECORDS		RPI 51-100		RPI 101-150		RPI 150+											
22-21-0		3-6-0		3-8-0		OVERALL		5-4-0		0-1-0		11-2-0											
16-10-0		1-0-0		3-4-0		HOME		2-3-0		0-1-0		10-2-0											
6-10-0		2-5-0		0-4-0		AWAY		3-1-0		0-0-0		1-0-0											
0-1-0		0-1-0		0-0-0		NEUTRAL		0-0-0		0-0-0		0-0-0											
15-7-0		2-3-0		1-1-0		NON-CONFERENCE		2-2-0		0-1-0		10-0-0											
11-3-0		1-0-0		1-0-0		HOME		0-2-0		0-1-0		9-0-0											
4-4-0		1-3-0		0-0-		AWAY		2-0-0		0-0-0		1-0-0											
0-0-0		0-0-0		0-0-0		NEUTRAL		0-0-0		0-0-0		0-0-0											
7-14-0		1-3-0		2-7-0		CONFERENCE		3-2-0		0-0-0		1-2-0											
5-7-0		0-0-0		2-4-0		HOME		2-1-0		0-0-0		1-2-0											
2-6-0		1-2-0		0-3-0		AWAY		1-1-0		0-0-0		0-0-0											
0-1-0		0-1-0		0-0-0		NEUTRAL		0-0-0		0-0-0		0-0-0											
RPI	S	Opponent		Score		RPI	S	Opponent		Score		RPI	S	Opponent		Score							
3	N	UCLA		2	7	28	H	Oregon St.		3	5	52	A	Long Beach St.		4	2	136	H	UC Santa Barbara	4	5	
8	A	North Carolina		0	1	28	H	Oregon St.		6	2	52	H	Long Beach St.		0	1	165	A	CSU Bakersfield	11	2	
8	A	North Carolina		5	2	28	H	Oregon St.		3	2	59	A	UC Irvine		5	4	165	H	CSU Bakersfield	6	5	
8	A	North Carolina		1	11	30	A	Arizona St.		0	4	75	H	California		4	5	165	H	CSU Bakersfield	6	0	
14	A	Cal St. Fullerton		2	4	30	A	Arizona St.		1	8	75	H	California		3	2	165	H	CSU Bakersfield	9	8	
14	H	Cal St. Fullerton		7	4	30	A	Arizona St.		1	5	75	H	California		2	1	202	H	Utah	1	3	
15	A	Stanford		2	4	38	A	Pepperdine		2	7	82	A	Washington St.		15	10	202	H	Utah	0	1	
15	A	Stanford		2	3	38	H	Pepperdine		5	4	82	A	Washington St.		7	9	202	H	Utah	10	5	
15	A	Stanford		8	4	42	H	Washington		0	5	96	H	Loyola Marymount		5	8	213	H	Jacksonville	8	2	
						42	H	Washington		0	7							213	H	Jacksonville	4	3	
						42	H	Washington		3	6							213	H	Jacksonville	11	3	
																		270	H	Akron	12	1	
																		270	H	Akron	10	2	
																		270	H	Akron	9	5	
						LAST 15 GAMES																	
						42	H	Washington		0	5	52	H	Long Beach St.		0	1						
						42	H	Washington		3	6	136	H	UC Santa Barbara		4	5						
						42	H	Washington		0	7	165	A	CSU Bakersfield		11	2						
						14	A	Cal St. Fullerton		2	4												
						28	H	Oregon St.		6	2												

Non-Div. I Games:

Southern California



28 H Oregon St.	3	2
28 H Oregon St.	3	5

S  
o  
u  
t  
h  
e  
r  
n  
C  
a  
l  
i  
f  
o  
r  
n  
i  
a

S  
o  
u  
t  
h  
e  
r  
n  
C  
a  
l  
i  
f  
o  
r  
n  
i  
a



Average RPI Win:		129	WON-LOST RECORD		WINNING PCT. RANK		LAST 15 GAMES		STRENGTH OF SCHEDULE		OPP. STRENGTH OF SCHEDULE		TEAM RPI		ADJ RPI		CONF. RPI		ADJ CONF. RPI				
DIV. I ONLY			26-24-0		.52 137		6-9-0		57		38		78		.53995 74		4		4				
DIV. I NON-CONF.			20-9-0		.68966 51		3-3-0		138		30		47		.56297 45		5		5				
TOTALS		RPI 1-25		RPI 26-50		W-L RECORDS		RPI 51-100		RPI 101-150		RPI 150+											
26-24-0		2-7-0		3-4-0		OVERALL		7-11-0		6-0-0		8-2-0											
20-9-0		1-0-0		1-2-0		HOME		6-7-0		5-0-0		7-0-0											
5-13-0		1-5-0		2-2-0		AWAY		1-4-0		0-0-0		1-2-0											
1-2-0		0-2-0		0-0-0		NEUTRAL		0-0-0		1-0-0		0-0-0											
20-9-0		1-2-0		3-4-0		NON-CONFERENCE		3-3-0		6-0-0		7-0-0											
16-4-0		1-0-0		1-2-0		HOME		2-2-0		5-0-0		7-0-0											
3-3-0		0-0-0		2-0-		AWAY		1-1-0		0-0-0		0-0-0											
1-2-0		0-2-0		0-0-0		NEUTRAL		0-0-0		1-0-0		0-0-0											
6-15-0		1-5-0		0-0-0		CONFERENCE		4-8-0		0-0-0		1-2-0											
4-5-0		0-0-0		0-0-0		HOME		4-5-0		0-0-0		0-0-0											
2-10-0		1-5-0		0-0-0		AWAY		0-3-0		0-0-0		1-2-0											
0-0-0		0-0-0		0-0-0		NEUTRAL		0-0-0		0-0-0		0-0-0											
RPI	S	Opponent		Score		RPI	S	Opponent		Score		RPI	S	Opponent		Score		RPI	S	Opponent		Score	
4	A	Baylor		1	8	27	A	New Mexico St.		12	7	51	H	Texas		7	6	126	H	Fla. Gulf Coast		14	8
4	A	Baylor		3	4	27	H	New Mexico St.		6	7	51	H	Texas		3	14	126	H	Fla. Gulf Coast		11	4
4	A	Baylor		4	9	30	A	Arizona St.		8	4	51	H	Texas		4	7	134	H	Houston		10	9
11	N	Arkansas		1	3	33	A	TCU		1	2	60	H	St. John's (NY)		4	1	134	H	Houston		7	1
17	A	Texas A&M		2	7	33	A	TCU		4	7	60	H	St. John's (NY)		5	2	134	H	Houston		15	4
17	A	Texas A&M		8	4	34	H	Missouri St.		4	1	67	H	Oklahoma		6	1	134	N	Houston		10	4
17	A	Texas A&M		2	4	34	H	Missouri St.		2	4	67	H	Oklahoma		3	5	175	A	Kansas		3	1
18	N	Rice		2	6							67	H	Oklahoma		2	8	175	A	Kansas		2	5
22	H	Dallas Baptist		7	1							83	A	Oklahoma St.		1	7	175	A	Kansas		3	9
												83	A	Oklahoma St.		1	2	211	H	Tennessee Tech		9	5
												83	A	Oklahoma St.		2	5	211	H	Tennessee Tech		8	0
												88	A	New Mexico		9	5	248	H	Northern Ill.		3	2
												88	A	New Mexico		13	14	248	H	Northern Ill.		10	4
												88	H	New Mexico		4	6	248	H	Northern Ill.		8	5
												88	H	New Mexico		3	10	296	H	Alabama A&M		21	1
												93	H	Missouri		0	9	296	H	Alabama A&M		25	5
												93	H	Missouri		4	3						
												93	H	Missouri		7	0						
LAST 15 GAMES																							
17	A	Texas A&M		8	4	88	A	New Mexico		13	14												
17	A	Texas A&M		2	7	88	A	New Mexico		9	5												
17	A	Texas A&M		2	4	83	A	Oklahoma St.		1	7												
27	A	New Mexico St.		12	7																		
93	H	Missouri		7	0																		

Non-Div. I Games: Angelo St. 13 8

Texas Tech



93 H Missouri	4	3
93 H Missouri	0	9

T  
e  
x  
a  
s  
T  
e  
c  
h

T  
e  
x  
a  
s  
T  
e  
c  
h



Average RPI Win:		140	WON-LOST RECORD		WINNING PCT. RANK	LAST 15 GAMES	STRENGTH OF SCHEDULE		OPP. STRENGTH OF SCHEDULE	TEAM RPI	ADJ RPI	CONF. RPI	ADJ CONF. RPI				
DIV. I ONLY			25-19-0		.56818	101	8-7-0		97	31	72	.53946	75	3	3		
DIV. I NON-CONF.			16-6-0		.72727	34	1-1-0		187	78	55	.55532	56	3	3		
TOTALS		RPI 1-25		RPI 26-50		W-L RECORDS		RPI 51-100		RPI 101-150		RPI 150+					
25-19-0		0-4-0		3-6-0		OVERALL		8-8-0		4-1-0		10-0-0					
13-5-0		0-1-0		2-4-0		HOME		0-0-0		2-0-0		9-0-0					
10-13-0		0-3-0		1-2-0		AWAY		6-7-0		2-1-0		1-0-0					
2-1-0		0-0-0		0-0-0		NEUTRAL		2-1-0		0-0-0		0-0-0					
16-6-0		0-0-0		0-0-0		NON-CONFERENCE		5-5-0		4-1-0		7-0-0					
8-0-0		0-0-0		0-0-0		HOME		0-0-0		2-0-0		6-0-0					
6-5-0		0-0-0		0-0-		AWAY		3-4-0		2-1-0		1-0-0					
2-1-0		0-0-0		0-0-0		NEUTRAL		2-1-0		0-0-0		0-0-0					
9-13-0		0-4-0		3-6-0		CONFERENCE		3-3-0		0-0-0		3-0-0					
5-5-0		0-1-0		2-4-0		HOME		0-0-0		0-0-0		3-0-0					
4-8-0		0-3-0		1-2-0		AWAY		3-3-0		0-0-0		0-0-0					
0-0-0		0-0-0		0-0-0		NEUTRAL		0-0-0		0-0-0		0-0-0					
RPI	S	Opponent		Score		RPI	S	Opponent		Score		RPI	S	Opponent		Score	
6	A	Oregon		1	4	28	H	Oregon St.		2	9	51	N	Texas		3	13
6	A	Oregon		1	7	28	H	Oregon St.		1	4	51	N	Texas		12	2
6	A	Oregon		2	3	28	H	Oregon St.		5	13	51	N	Texas		6	5
15	H	Stanford		6	19	30	A	Arizona St.		1	5	52	A	Long Beach St.		1	2
						30	A	Arizona St.		3	2	52	A	Long Beach St.		4	7
						30	A	Arizona St.		6	9	52	A	Long Beach St.		2	1
						42	H	Washington		7	6	73	A	Southern California		5	4
						42	H	Washington		5	2	73	A	Southern California		2	3
						42	H	Washington		3	5	73	A	Southern California		1	2
												82	A	Washington St.		8	0
												82	A	Washington St.		4	10
												82	A	Washington St.		9	4
												85	A	Nebraska		4	0
												85	A	Nebraska		11	8
												85	A	Nebraska		5	12
												85	A	Nebraska		5	9
LAST 15 GAMES																	
						82	A	Washington St.		8	0	202	H	Utah		9	0
						82	A	Washington St.		9	4	202	H	Utah		9	4
						82	A	Washington St.		4	10	129	H	Santa Clara		4	0
						6	A	Oregon		1	7						
						6	A	Oregon		2	3						

Non-Div. I Games:

California



6 A Oregon	1	4
202 H Utah	5	2

C  
a  
l  
i  
f  
o  
r  
n  
i  
a

C  
a  
l  
i  
f  
o  
r  
n  
i  
a



Average RPI Win: 117		WON-LOST RECORD		WINNING PCT. RANK		LAST 15 GAMES		STRENGTH OF SCHEDULE		OPP. STRENGTH OF SCHEDULE		TEAM RPI		ADJ RPI		CONF. RPI		ADJ CONF. RPI	
DIV. I ONLY		27-19-0		.58696 83		7-8-0		107		70		74		.5379 76		12		11	
DIV. I NON-CONF.		17-10-0		.62963 73		1-2-0		66		73		54		.55616 54		8		8	
TOTALS		RPI 1-25		RPI 26-50		W-L RECORDS		RPI 51-100		RPI 101-150		RPI 150+							
27-19-0		1-3-0		3-1-0		OVERALL		11-2-0		3-9-0		9-4-0							
17-6-0		0-0-0		3-1-0		HOME		7-2-0		0-2-0		7-1-0							
8-12-0		1-2-0		0-0-0		AWAY		4-0-0		2-7-0		1-3-0							
2-1-0		0-1-0		0-0-0		NEUTRAL		0-0-0		1-0-0		1-0-0							
17-10-0		0-1-0		3-1-0		NON-CONFERENCE		7-0-0		2-6-0		5-2-0							
10-4-0		0-0-0		3-1-0		HOME		3-0-0		0-2-0		4-1-0							
5-5-0		0-0-0		0-0-		AWAY		4-0-0		1-4-0		0-1-0							
2-1-0		0-1-0		0-0-0		NEUTRAL		0-0-0		1-0-0		1-0-0							
10-9-0		1-2-0		0-0-0		CONFERENCE		4-2-0		1-3-0		4-2-0							
7-2-0		0-0-0		0-0-0		HOME		4-2-0		0-0-0		3-0-0							
3-7-0		1-2-0		0-0-0		AWAY		0-0-0		1-3-0		1-2-0							
0-0-0		0-0-0		0-0-0		NEUTRAL		0-0-0		0-0-0		0-0-0							
RPI	S	Opponent		Score	RPI	S	Opponent		Score	RPI	S	Opponent		Score	RPI	S	Opponent		Score
14	A	Cal St. Fullerton		1 6	38	H	Pepperdine		2 1	52	H	Long Beach St.		3 4	120	N	San Francisco		11 9
14	A	Cal St. Fullerton		4 5	42	H	Washington		5 10	52	H	Long Beach St.		0 4	124	A	Cal St. Northridge		6 1
14	A	Cal St. Fullerton		8 6	42	H	Washington		6 3	52	H	Long Beach St.		6 4	124	A	Cal St. Northridge		3 6
25	N	San Diego		4 5	42	H	Washington		2 0	59	H	UC Irvine		8 1	124	A	Cal St. Northridge		5 6
										59	H	UC Irvine		3 2	129	A	Santa Clara		6 11
										59	H	UC Irvine		6 0	129	H	Santa Clara		2 5
										83	H	Oklahoma St.		6 0	132	A	Minnesota		3 4
										83	H	Oklahoma St.		6 0	132	A	Minnesota		4 3
										83	H	Oklahoma St.		11 3	132	A	Minnesota		1 4
										96	A	Loyola Marymount		6 2	133	A	Fresno St.		2 3
										96	A	Loyola Marymount		12 5	133	H	Fresno St.		3 5
										96	A	Loyola Marymount		9 1	136	A	UC Santa Barbara		5 6
										96	A	Loyola Marymount		9 6	158	A	San Diego St.		3 4
															158	H	San Diego St.		7 4
															158	H	San Diego St.		6 5
															158	H	San Diego St.		4 10
															158	H	San Diego St.		7 0
															166	H	Dartmouth		9 8
															197	A	UC Davis		4 5
															197	A	UC Davis		12 7
															197	A	UC Davis		4 5
															239	H	Pacific		7 1
															239	H	Pacific		15 4
															239	H	Pacific		6 4
															242	N	Milwaukee		6 2
LAST 15 GAMES																			
															197	A	UC Davis		4 5
															197	A	UC Davis		12 7
															197	A	UC Davis		4 5
															38	H	Pepperdine		2 1
															239	H	Pacific		6 4

Non-Div. I Games:

Cal Poly



239 H Pacific	15	4
239 H Pacific	7	1

C  
a  
l  
P  
o  
l  
y

C  
a  
l  
P  
o  
l  
y



Average RPI Win: 145		WON-LOST RECORD	WINNING PCT. RANK	LAST 15 GAMES	STRENGTH OF SCHEDULE	OPP. STRENGTH OF SCHEDULE	TEAM RPI	ADJ RPI	CONF. RPI	ADJ CONF. RPI				
Average RPI Loss: 118														
DIV. I ONLY		29-19-0	.60417	69	6-9-0	100	146	71	.5378	77	10	10		
DIV. I NON-CONF.		16-11-0	.59259	89	3-3-0	186	160	115	.51664	117	12	12		
<hr/>														
TOTALS		RPI 1-25		RPI 26-50		W-L RECORDS		RPI 51-100		RPI 101-150		RPI 150+		
29-19-0		0-1-0		1-1-0		OVERALL		7-5-0		10-7-0		11-5-0		
19-8-0		0-1-0		1-0-0		HOME		5-1-0		6-3-0		7-3-0		
10-11-0		0-0-0		0-1-0		AWAY		2-4-0		4-4-0		4-2-0		
0-0-0		0-0-0		0-0-0		NEUTRAL		0-0-0		0-0-0		0-0-0		
<hr/>														
16-11-0		0-1-0		1-1-0		NON-CONFERENCE		1-2-0		6-2-0		8-5-0		
13-5-0		0-1-0		1-0-0		HOME		0-0-0		5-1-0		7-3-0		
3-6-0		0-0-0		0-0-		AWAY		1-2-0		1-1-0		1-2-0		
0-0-0		0-0-0		0-0-0		NEUTRAL		0-0-0		0-0-0		0-0-0		
<hr/>														
13-8-0		0-0-0		0-0-0		CONFERENCE		6-3-0		4-5-0		3-0-0		
6-3-0		0-0-0		0-0-0		HOME		5-1-0		1-2-0		0-0-0		
7-5-0		0-0-0		0-0-0		AWAY		1-2-0		3-3-0		3-0-0		
0-0-0		0-0-0		0-0-0		NEUTRAL		0-0-0		0-0-0		0-0-0		
<hr/>														
RPI	S	Opponent	Score		RPI	S	Opponent	Score		RPI	S	Opponent	Score	
6	H	Oregon	4	13	47	A	Vanderbilt	0	7	53	H	Stetson	4	6
					47	H	Vanderbilt	6	5	53	H	Stetson	5	0
										53	H	Stetson	23	4
										64	A	Auburn	2	3
										64	A	Auburn	3	1
										64	A	Auburn	5	6
										71	H	S.C. Upstate	3	0
										71	H	S.C. Upstate	5	1
										71	H	S.C. Upstate	7	1
										79	A	Kennesaw St.	11	1
										79	A	Kennesaw St.	8	9
										79	A	Kennesaw St.	3	4

Non-Div. I Games:

Belmont



79	A	Kennesaw St.	3	4
79	A	Kennesaw St.	11	1

RPI	S	Opponent	Score	
213	A	Jacksonville	4	0
213	A	Jacksonville	6	4
266	H	UT Martin	6	3
268	H	Butler	7	8
268	H	Butler	12	4
268	H	Butler	8	2



Average RPI Win: 147		WON-LOST	WINNING	LAST 15	STRENGTH OF		OPP. STRENGTH	TEAM	ADJ	CONF.	ADJ CONF.
Average RPI Loss: 99		RECORD	PCT. RANK	GAMES	SCHEDULE		OF SCHEDULE	RPI	RPI	RPI	RPI
DIV. I ONLY		27-18-0	.672	72	7-8-0		126	74	75	.53762	78
DIV. I NON-CONF.		11-12-0	.47826	150	0-3-0		78	11	105	.52135	107
TOTALS		RPI 1-25	RPI 26-50		W-L RECORDS		RPI 51-100		RPI 101-150		RPI 150+
27-18-0		0-6-0	0-0-0		OVERALL		2-2-0		13-5-0		12-5-0
16-9-0		0-2-0	0-0-0		HOME		2-2-0		3-2-0		11-3-0
11-9-0		0-4-0	0-0-0		AWAY		0-0-0		10-3-0		1-2-0
0-0-0		0-0-0	0-0-0		NEUTRAL		0-0-0		0-0-0		0-0-0
11-12-0		0-6-0	0-0-0		NON-CONFERENCE		2-2-0		5-3-0		4-1-0
8-7-0		0-2-0	0-0-0		HOME		2-2-0		2-2-0		4-1-0
3-5-0		0-4-0	0-0-0		AWAY		0-0-0		3-1-0		0-0-0
0-0-0		0-0-0	0-0-0		NEUTRAL		0-0-0		0-0-0		0-0-0
16-6-0		0-0-0	0-0-0		CONFERENCE		0-0-0		8-2-0		8-4-0
8-2-0		0-0-0	0-0-0		HOME		0-0-0		1-0-0		7-2-0
8-4-0		0-0-0	0-0-0		AWAY		0-0-0		7-2-0		1-2-0
0-0-0		0-0-0	0-0-0		NEUTRAL		0-0-0		0-0-0		0-0-0
RPI S	Opponent	Score	RPI S	Opponent	Score	RPI S	Opponent	Score	RPI S	Opponent	Score
1 A	Florida	1 16				63 H	Boston College	13 4	116 A	La.-Monroe	6 5
16 A	Miami (FL)	5 10				89 H	Rutgers	3 6	116 A	La.-Monroe	5 13
16 A	Miami (FL)	1 3				89 H	Rutgers	4 10	116 A	La.-Monroe	9 7
16 H	Miami (FL)	5 8				89 H	Rutgers	5 2	118 A	FIU	9 5
20 A	UCF	3 12							118 A	FIU	5 1
20 H	UCF	3 11							118 A	FIU	9 3
									126 A	Fla. Gulf Coast	5 6
									135 H	Princeton	4 11
									135 H	Princeton	5 8
									135 H	Princeton	9 1
									135 H	Princeton	6 2
									139 A	Alabama	9 2
									139 A	Alabama	5 2
									139 A	Alabama	9 4
									140 H	Arkansas St.	6 2
									147 A	Middle Tenn.	4 1
									147 A	Middle Tenn.	1 5
									147 A	Middle Tenn.	3 0
									163 A	Troy	4 6
									163 A	Troy	0 9
									163 A	Troy	7 3
									164 H	La.-Lafayette	8 3
									164 H	La.-Lafayette	7 3
									164 H	La.-Lafayette	5 2
									172 H	South Ala.	4 7
									172 H	South Ala.	7 5
									172 H	South Ala.	10 7
LAST 15 GAMES			LAST 15 GAMES			LAST 15 GAMES			LAST 15 GAMES		
173 H	Western Ky.	1 6	140 H	Arkansas St.	6 2	173 H	Western Ky.	6 0	20 A	UCF	3 12
173 H	Western Ky.	6 5	116 A	La.-Monroe	6 5	173 H	Western Ky.	6 5			
163 A	Troy	0 9				163 A	Troy	0 9			
163 A	Troy	4 6				163 A	Troy	4 6			

Non-Div. I Games: Lynn 3 2 Fla. Atlantic



163	A	Troy	7	3
16	A	Miami (FL)	1	3

RPI	S	Opponent	Score	
173	H	Western Ky.	6	0
173	H	Western Ky.	1	6
173	H	Western Ky.	6	5
185	H	Manhattan	7	3
185	H	Manhattan	8	9
185	H	Manhattan	2	0
185	H	Manhattan	12	3
208	H	Fordham	8	5



Average RPI Win: 142		WON-LOST	WINNING	LAST 15	STRENGTH OF		OPP. STRENGTH	TEAM	ADJ		CONF.	ADJ CONF.
Average RPI Loss: 97		RECORD	PCT. RANK	GAMES	SCHEDULE		OF SCHEDULE	RPI	RPI		RPI	RPI
DIV. I ONLY		28-20-0	.58333	84	103		101	80	.53697		79	10
DIV. I NON-CONF.		15-11-0	.57692	98	136		112	95	.52906		93	12
TOTALS		RPI 1-25	RPI 26-50		W-L RECORDS		RPI 51-100		RPI 101-150		RPI 150+	
28-20-0		0-0-0	1-4-0		OVERALL		6-6-0		9-7-0		12-3-0	
15-7-0		0-0-0	1-2-0		HOME		4-3-0		5-1-0		5-1-0	
13-12-0		0-0-0	0-1-0		AWAY		2-3-0		4-6-0		7-2-0	
0-1-0		0-0-0	0-1-0		NEUTRAL		0-0-0		0-0-0		0-0-0	
15-11-0		0-0-0	1-4-0		NON-CONFERENCE		2-4-0		2-1-0		10-2-0	
7-5-0		0-0-0	1-2-0		HOME		0-1-0		1-1-0		5-1-0	
8-5-0		0-0-0	0-0-		AWAY		2-3-0		1-0-0		5-1-0	
0-1-0		0-0-0	0-1-0		NEUTRAL		0-0-0		0-0-0		0-0-0	
13-9-0		0-0-0	0-0-0		CONFERENCE		4-2-0		7-6-0		2-1-0	
8-2-0		0-0-0	0-0-0		HOME		4-2-0		4-0-0		0-0-0	
5-7-0		0-0-0	0-0-0		AWAY		0-0-0		3-6-0		2-1-0	
0-0-0		0-0-0	0-0-0		NEUTRAL		0-0-0		0-0-0		0-0-0	
RPI S	Opponent	Score	RPI S	Opponent	Score	RPI S	Opponent	Score	RPI S	Opponent	Score	
			31 A	Georgia Tech	5 11	53 H	Stetson	7 9	101 H	Bradley	3 4	
			31 H	Georgia Tech	3 7	53 H	Stetson	17 2	102 H	North Florida	6 2	
			32 H	Virginia Tech	6 3	53 H	Stetson	11 7	102 H	North Florida	5 1	
			32 H	Virginia Tech	2 3	70 A	Memphis	0 5	102 H	North Florida	4 3	
			41 N	Georgia	2 3	70 A	Memphis	4 8	108 A	Lipscomb	1 2	
						70 A	Memphis	11 7	108 A	Lipscomb	1 2	
						72 A	Western Caro.	11 9	108 A	Lipscomb	6 2	
						72 H	Western Caro.	6 7	115 A	Mercer	9 4	
						77 H	Belmont	9 8	115 A	Mercer	8 0	
						77 H	Belmont	1 11	115 A	Mercer	1 2	
						77 H	Belmont	4 3	115 H	Mercer	6 1	
						91 A	Ga. Southern	2 3	122 A	UAB	8 3	
									122 H	UAB	7 3	
									126 A	Fla. Gulf Coast	2 5	
									126 A	Fla. Gulf Coast	0 6	
									126 A	Fla. Gulf Coast	1 2	
									161 A	Presbyterian	8 4	
									161 H	Presbyterian	6 9	
									182 A	Georgia St.	11 5	
									182 H	Georgia St.	5 4	
									182 H	Georgia St.	7 6	
									195 A	Jacksonville St.	7 5	
									195 A	Jacksonville St.	13 3	
									195 A	Jacksonville St.	2 5	
									195 H	Jacksonville St.	5 3	
									213 A	Jacksonville	7 8	
									213 A	Jacksonville	9 2	
LAST 15 GAMES												
			126 A	Fla. Gulf Coast	0 6	77 H	Belmont	9 8				
			126 A	Fla. Gulf Coast	1 2	115 H	Mercer	6 1				
			126 A	Fla. Gulf Coast	2 5	195 H	Jacksonville St.	5 3				
			285 H	Savannah St.	9 4							
			122 A	UAB	8 3							

Non-Div. I Games:

Kennesaw St.



Kennesaw St.

77	H	Belmont	4	3
77	H	Belmont	1	11

Through Games Of Sunday, May 6

RPI	S	Opponent	Score	
213	A	Jacksonville	10	3
264	A	Alabama St.	14	2
264	H	Alabama St.	9	4
285	H	Savannah St.	9	4

Kennesaw St.

K  
e  
n  
n  
e  
s  
a  
w  
S  
t  
.

K  
e  
n  
n  
e  
s  
a  
w  
S  
t  
.



Average RPI Win: 178		WON-LOST RECORD		WINNING PCT. RANK		LAST 15 GAMES		STRENGTH OF SCHEDULE		OPP. STRENGTH OF SCHEDULE		TEAM RPI		ADJ RPI		CONF. RPI		ADJ CONF. RPI	
DIV. I ONLY		30-18-0		.625 59		7-8-0		128		183		81		.53606 80		14		13	
DIV. I NON-CONF.		17-10-0		.62963 73		2-1-0		163		205		93		.52856 95		15		15	
TOTALS		RPI 1-25		RPI 26-50		W-L RECORDS		RPI 51-100		RPI 101-150		RPI 150+							
30-18-0		1-2-0		2-2-0		OVERALL		3-4-0		3-2-0		21-8-0							
19-13-0		0-1-0		1-2-0		HOME		1-1-0		2-2-0		15-7-0							
8-5-0		1-1-0		0-0-0		AWAY		1-3-0		0-0-0		6-1-0							
3-0-0		0-0-0		1-0-0		NEUTRAL		1-0-0		1-0-0		0-0-0							
17-10-0		1-2-0		1-0-0		NON-CONFERENCE		2-2-0		1-1-0		12-5-0							
12-8-0		0-1-0		0-0-0		HOME		1-1-0		0-1-0		11-5-0							
2-2-0		1-1-0		0-0-		AWAY		0-1-0		0-0-0		1-0-0							
3-0-0		0-0-0		1-0-0		NEUTRAL		1-0-0		1-0-0		0-0-0							
13-8-0		0-0-0		1-2-0		CONFERENCE		1-2-0		2-1-0		9-3-0							
7-5-0		0-0-0		1-2-0		HOME		0-0-0		2-1-0		4-2-0							
6-3-0		0-0-0		0-0-0		AWAY		1-2-0		0-0-0		5-1-0							
0-0-0		0-0-0		0-0-0		NEUTRAL		0-0-0		0-0-0		0-0-0							
RPI S	Opponent	Score		RPI S	Opponent	Score		RPI S	Opponent	Score		RPI S	Opponent	Score					
1 A	Florida	5	3	43 H	Louisville	5	6	53 A	Stetson	4	6	102 H	North Florida	1	9				
20 A	UCF	1	12	43 H	Louisville	5	1	53 H	Stetson	2	6	104 H	Notre Dame	6	4				
20 H	UCF	2	6	43 H	Louisville	1	12	57 H	Illinois St.	10	5	104 H	Notre Dame	11	6				
				44 N	Michigan St.	2	1	60 A	St. John's (NY)	4	5	104 H	Notre Dame	3	8				
								60 A	St. John's (NY)	3	0	132 N	Minnesota	4	3				
								60 A	St. John's (NY)	2	6	156 H	Villanova	6	7				
								62 N	Ohio St.	5	3	156 H	Villanova	3	1				
												156 H	Villanova	2	3				
												162 H	Eastern Ill.	5	1				
												162 H	Eastern Ill.	0	3				
												162 H	Eastern Ill.	4	0				
												178 A	Bethune-Cookman	4	3				
												178 H	Bethune-Cookman	3	7				
												178 H	Bethune-Cookman	0	2				
												178 H	Bethune-Cookman	8	5				
												184 A	Pittsburgh	6	5				
												184 A	Pittsburgh	1	2				
												184 A	Pittsburgh	9	8				
												213 H	Jacksonville	8	0				
												213 H	Jacksonville	2	9				
												223 H	Georgetown	6	1				
												223 H	Georgetown	6	0				
												223 H	Georgetown	7	2				
												229 A	Cincinnati	8	2				
												229 A	Cincinnati	8	5				
												229 A	Cincinnati	3	2				
												271 H	Lafayette	5	0				
LAST 15 GAMES																			
				60 A	St. John's (NY)	4	5	43 H	Louisville	5	1								
				60 A	St. John's (NY)	2	6	43 H	Louisville	1	12								
				60 A	St. John's (NY)	3	0	43 H	Louisville	5	6								
				156 H	Villanova	3	1												
				156 H	Villanova	6	7												

Non-Div. I Games:

South Fla.



South Fla.

156	H	Villanova	2	3
1	A	Florida	5	3

Through Games Of Sunday, May 6

RPI	S	Opponent	Score	
271	H	Lafayette	6	7
271	H	Lafayette	9	3
272	H	Yale	2	1
285	H	Savannah St.	14	4
285	H	Savannah St.	5	3
285	H	Savannah St.	15	4
292	H	Florida A&M	6	5

South Fla.

S  
o  
u  
t  
h  
F  
l  
a  
.

S  
o  
u  
t  
h  
F  
l  
a  
.



Average RPI Win: 125		WON-LOST RECORD		WINNING PCT. RANK		LAST 15 GAMES		STRENGTH OF SCHEDULE		OPP. STRENGTH OF SCHEDULE		TEAM RPI		ADJ RPI		CONF. RPI		ADJ CONF. RPI	
DIV. I ONLY		26-20-0		.56522 104		10-5-0		77		96		77		.53514 81		9		9	
DIV. I NON-CONF.		19-15-0		.55882 109		4-2-0		92		111		89		.52984 91		11		11	
TOTALS		RPI 1-25		RPI 26-50		W-L RECORDS		RPI 51-100		RPI 101-150		RPI 150+							
26-20-0		0-1-0		1-4-0		OVERALL		8-5-0		12-6-0		5-4-0							
17-9-0		0-0-0		0-2-0		HOME		6-4-0		10-3-0		1-0-0							
9-11-0		0-1-0		1-2-0		AWAY		2-1-0		2-3-0		4-4-0							
0-0-0		0-0-0		0-0-0		NEUTRAL		0-0-0		0-0-0		0-0-0							
19-15-0		0-1-0		0-2-0		NON-CONFERENCE		8-5-0		6-3-0		5-4-0							
12-8-0		0-0-0		0-2-0		HOME		6-4-0		5-2-0		1-0-0							
7-7-0		0-1-0		0-0-		AWAY		2-1-0		1-1-0		4-4-0							
0-0-0		0-0-0		0-0-0		NEUTRAL		0-0-0		0-0-0		0-0-0							
7-5-0		0-0-0		1-2-0		CONFERENCE		0-0-0		6-3-0		0-0-0							
5-1-0		0-0-0		0-0-0		HOME		0-0-0		5-1-0		0-0-0							
2-4-0		0-0-0		1-2-0		AWAY		0-0-0		1-2-0		0-0-0							
0-0-0		0-0-0		0-0-0		NEUTRAL		0-0-0		0-0-0		0-0-0							
RPI S	Opponent	Score		RPI S	Opponent	Score		RPI S	Opponent	Score		RPI S	Opponent	Score					
11 A	Arkansas	2	10	27 A	New Mexico St.	10	5	59 H	UC Irvine	8	3	113 A	Sacramento St.	9	1				
				27 A	New Mexico St.	6	13	59 H	UC Irvine	5	6	113 A	Sacramento St.	7	8				
				27 A	New Mexico St.	6	7	59 H	UC Irvine	1	6	113 A	Sacramento St.	0	2				
				28 H	Oregon St.	5	6	61 H	Utah Valley	1	6	119 H	Louisiana Tech	4	3				
				28 H	Oregon St.	7	10	61 H	Utah Valley	6	4	119 H	Louisiana Tech	7	4				
								61 H	Utah Valley	9	1	119 H	Louisiana Tech	3	2				
								86 H	St. Mary's (CA)	6	5	120 A	San Francisco	7	3				
								88 A	New Mexico	2	3	120 H	San Francisco	10	5				
								88 A	New Mexico	9	8	129 A	Santa Clara	4	8				
								88 A	New Mexico	5	3	133 H	Fresno St.	2	14				
								96 H	Loyola Marymount	1	7	133 H	Fresno St.	8	2				
								96 H	Loyola Marymount	6	3	133 H	Fresno St.	1	0				
								96 H	Loyola Marymount	3	2	136 H	UC Santa Barbara	11	7				
												136 H	UC Santa Barbara	12	2				
												136 H	UC Santa Barbara	5	13				
												137 H	BYU	3	4				
												137 H	BYU	5	4				
												137 H	BYU	9	3				
												186 A	Seattle	1	4				
												186 A	Seattle	1	2				
												186 A	Seattle	8	5				
												197 A	UC Davis	5	4				
												225 A	UNLV	3	2				
												225 A	UNLV	1	0				
												225 A	UNLV	4	5				
												239 A	Pacific	5	6				
												239 H	Pacific	15	4				



133 H Fresno St.	2	14
133 H Fresno St.	8	2

N  
e  
v  
a  
d  
a

N  
e  
v  
a  
d  
a



[illegible]

**Non-Div. I Games:**

Washington St.



30	H	Arizona St.	4	7
186	A	Seattle	8	6

W  
a  
s  
h  
i  
n  
g  
t  
o  
n  
s  
t  
.

W  
a  
s  
h  
i  
n  
g  
t  
o  
n  
s  
t  
.



Average RPI Win: 159		WON-LOST	WINNING	LAST 15	STRENGTH OF		OPP. STRENGTH	TEAM	ADJ		CONF.	ADJ CONF.
Average RPI Loss: 58		RECORD	PCT. RANK	GAMES	SCHEDULE		OF SCHEDULE	RPI	RPI		RPI	RPI
DIV. I ONLY		26-18-0	.59091	80	10-4-0		139	76	85		.53429	83
DIV. I NON-CONF.		12-10-0	.54545	117	0-1-0		256	135	182		.48671	179
TOTALS		RPI 1-25	RPI 26-50		W-L RECORDS		RPI 51-100		RPI 101-150		RPI 150+	
26-18-0		1-3-0	1-5-0		OVERALL		8-8-0		1-2-0		15-0-0	
18-3-0		1-0-0	0-1-0		HOME		4-0-0		1-2-0		12-0-0	
6-14-0		0-3-0	1-4-0		AWAY		2-7-0		0-0-0		3-0-0	
2-1-0		0-0-0	0-0-0		NEUTRAL		2-1-0		0-0-0		0-0-0	
12-10-0		1-0-0	1-5-0		NON-CONFERENCE		0-3-0		1-2-0		9-0-0	
11-3-0		1-0-0	0-1-0		HOME		0-0-0		1-2-0		9-0-0	
1-7-0		0-0-0	1-0-		AWAY		0-3-0		0-0-0		0-0-0	
0-0-0		0-0-0	0-0-0		NEUTRAL		0-0-0		0-0-0		0-0-0	
14-8-0		0-3-0	0-0-0		CONFERENCE		8-5-0		0-0-0		6-0-0	
7-0-0		0-0-0	0-0-0		HOME		4-0-0		0-0-0		3-0-0	
5-7-0		0-3-0	0-0-0		AWAY		2-4-0		0-0-0		3-0-0	
2-1-0		0-0-0	0-0-0		NEUTRAL		2-1-0		0-0-0		0-0-0	
RPI S	Opponent	Score	RPI S	Opponent	Score	RPI S	Opponent	Score	RPI S	Opponent	Score	
4 A	Baylor	4 7	33 A	TCU	0 2	51 A	Texas	0 5	134 H	Houston	3 4	
4 A	Baylor	4 5	33 A	TCU	5 6	51 A	Texas	2 3	134 H	Houston	1 8	
4 A	Baylor	2 3	33 A	TCU	4 3	51 A	Texas	3 1	134 H	Houston	14 0	
22 H	Dallas Baptist	9 7	34 A	Missouri St.	2 5	67 H	Oklahoma	6 1	160 A	Kansas St.	13 3	
			34 H	Missouri St.	1 7	67 N	Oklahoma	4 8	160 A	Kansas St.	9 5	
			45 A	Wichita St.	1 2	67 N	Oklahoma	3 2	160 A	Kansas St.	5 0	
						67 N	Oklahoma	3 0	175 H	Kansas	4 2	
						74 H	Texas Tech	7 1	175 H	Kansas	11 1	
						74 H	Texas Tech	5 2	175 H	Kansas	7 6	
						74 H	Texas Tech	2 1	205 H	UALR	9 7	
						76 A	Cal Poly	0 6	235 H	Bowling Green	7 2	
						76 A	Cal Poly	3 11	235 H	Bowling Green	6 2	
						76 A	Cal Poly	0 6	235 H	Bowling Green	13 3	
						93 A	Missouri	2 4	289 H	Ark.-Pine Bluff	6 4	
						93 A	Missouri	1 4	289 H	Ark.-Pine Bluff	6 2	
						93 A	Missouri	3 2	296 H	Alabama A&M	2 0	
									296 H	Alabama A&M	5 0	
									296 H	Alabama A&M	13 2	
LAST 15 GAMES												
			67 N	Oklahoma	3 2	74 H	Texas Tech	7 1				
			67 N	Oklahoma	4 8	74 H	Texas Tech	5 2				
			67 N	Oklahoma	3 0	74 H	Texas Tech	2 1				
			160 A	Kansas St.	9 5							
			160 A	Kansas St.	13 3							

Non-Div. I Games: St. Gregory's 11 0 Northeastern St. 6 4

Oklahoma St.



160 A Kansas St.	5	0
67 H Oklahoma	6	1

O  
k  
l  
a  
h  
o  
m  
a  
s  
t  
.

O  
k  
l  
a  
h  
o  
m  
a  
s  
t  
.



Average RPI Win:		195	WON-LOST RECORD		WINNING PCT. RANK		LAST 15 GAMES		STRENGTH OF SCHEDULE		OPP. STRENGTH OF SCHEDULE		TEAM RPI		ADJ RPI		CONF. RPI		ADJ CONF. RPI					
DIV. I ONLY			34-14-0		.70833		19		8-7-0		216		190		83		.53312		84		15		15	
DIV. I NON-CONF.			24-6-0		.8		13		4-2-0		235		237		59		.54957		61		17		17	
TOTALS		RPI 1-25		RPI 26-50				W-L RECORDS				RPI 51-100				RPI 101-150				RPI 150+				
34-14-0		1-1-0		1-2-0				OVERALL				2-3-0				8-3-0				22-5-0				
24-5-0		1-0-0		0-0-0				HOME				0-1-0				7-1-0				16-3-0				
10-9-0		0-1-0		1-2-0				AWAY				2-2-0				1-2-0				6-2-0				
0-0-0		0-0-0		0-0-0				NEUTRAL				0-0-0				0-0-0				0-0-0				
24-6-0		1-1-0		0-0-0				NON-CONFERENCE				1-1-0				6-2-0				16-2-0				
20-3-0		1-0-0		0-0-0				HOME				0-1-0				5-0-0				14-2-0				
4-3-0		0-1-0		0-0-				AWAY				1-0-0				1-2-0				2-0-0				
0-0-0		0-0-0		0-0-0				NEUTRAL				0-0-0				0-0-0				0-0-0				
10-8-0		0-0-0		1-2-0				CONFERENCE				1-2-0				2-1-0				6-3-0				
4-2-0		0-0-0		0-0-0				HOME				0-0-0				2-1-0				2-1-0				
6-6-0		0-0-0		1-2-0				AWAY				1-2-0				0-0-0				4-2-0				
0-0-0		0-0-0		0-0-0				NEUTRAL				0-0-0				0-0-0				0-0-0				
RPI	S	Opponent		Score		RPI	S	Opponent		Score		RPI	S	Opponent		Score		RPI	S	Opponent		Score		
13	A	North Carolina St.		2	9	26	A	Coastal Caro.		5	6	69	A	Liberty		4	5	108	A	Lipscomb		4	10	
13	H	North Carolina St.		8	6	26	A	Coastal Caro.		2	1	69	A	Liberty		6	8	108	A	Lipscomb		2	6	
						26	A	Coastal Caro.		4	11	69	A	Liberty		7	6	108	A	Lipscomb		5	2	
												98	A	Duke		10	4	141	H	Holy Cross		8	0	
												98	H	Duke		7	9	141	H	Holy Cross		9	4	
																		142	H	Valparaiso		7	3	
																		142	H	Valparaiso		3	2	
																		142	H	Valparaiso		6	5	
																		148	H	UNC Asheville		4	3	
																		148	H	UNC Asheville		2	3	
																		148	H	UNC Asheville		13	6	
																		171	H	Marist		9	8	
																		171	H	Marist		10	3	
																		171	H	Marist		5	7	
																		201	A	Winthrop		6	4	
																		201	A	Winthrop		7	6	
																		201	A	Winthrop		8	0	
																		208	H	Fordham		6	7	
																		208	H	Fordham		5	2	
																		208	H	Fordham		9	0	
																		222	H	Charleston So.		6	2	
																		222	H	Charleston So.		5	2	
																		222	H	Charleston So.		3	4	
																		236	H	Rider		13	10	
																		236	H	Rider		9	3	
																		260	A	VMI		7	8	
																		260	A	VMI		6	4	
LAST 15 GAMES																		260	A	VMI		2	3	
																		260	A	VMI		6	4	
																		13	H	North Carolina St.		8	6	
																		108	A	Lipscomb		4	10	
																		108	A	Lipscomb		2	6	

Non-Div. I Games:

Campbell



108	A	Lipscomb	5	2
260	A	VMI	7	8

RPI	S	Opponent	Score	
260	A	VMI	2	3
261	H	Longwood	5	2
261	H	Longwood	9	5
261	H	Longwood	15	6
275	A	N.C. A&T	7	2
275	H	N.C. A&T	18	5
281	A	N.C. Central	20	0
281	H	N.C. Central	6	1
281	H	N.C. Central	15	2
297	H	Coppin St.	12	2
297	H	Coppin St.	12	0



Average RPI Win: 147		WON-LOST RECORD		WINNING PCT. RANK		LAST 15 GAMES		STRENGTH OF SCHEDULE		OPP. STRENGTH OF SCHEDULE		TEAM RPI		ADJ RPI		CONF. RPI		ADJ CONF. RPI			
DIV. I ONLY		28-18-0		.6087 66		9-6-0		136		110		82		.53301 85		11		12			
DIV. I NON-CONF.		18-9-0		.66667 56		3-1-0		184		132		76		.53608 84		13		13			
TOTALS		RPI 1-25		RPI 26-50		W-L RECORDS		RPI 51-100		RPI 101-150		RPI 150+									
28-18-0		1-2-0		1-3-0		OVERALL		7-6-0		4-1-0		15-6-0									
16-9-0		1-2-0		0-0-0		HOME		4-3-0		3-1-0		8-3-0									
8-5-0		0-0-0		0-0-0		AWAY		3-3-0		1-0-0		4-2-0									
4-4-0		0-0-0		1-3-0		NEUTRAL		0-0-0		0-0-0		3-1-0									
18-9-0		0-0-0		1-3-0		NON-CONFERENCE		2-2-0		3-1-0		12-3-0									
11-5-0		0-0-0		0-0-0		HOME		2-2-0		3-1-0		6-2-0									
3-0-0		0-0-0		0-0-		AWAY		0-0-0		0-0-0		3-0-0									
4-4-0		0-0-0		1-3-0		NEUTRAL		0-0-0		0-0-0		3-1-0									
10-9-0		1-2-0		0-0-0		CONFERENCE		5-4-0		1-0-0		3-3-0									
5-4-0		1-2-0		0-0-0		HOME		2-1-0		0-0-0		2-1-0									
5-5-0		0-0-0		0-0-0		AWAY		3-3-0		1-0-0		1-2-0									
0-0-0		0-0-0		0-0-0		NEUTRAL		0-0-0		0-0-0		0-0-0									
RPI	S	Opponent		Score		RPI	S	Opponent		Score		RPI	S	Opponent		Score					
7	H	Purdue		5 8		27	N	New Mexico St.		6 4		62	A	Ohio St.		17 9		119	H	Louisiana Tech	22 3
7	H	Purdue		3 8		36	N	Gonzaga		4 5		62	A	Ohio St.		5 4		119	H	Louisiana Tech	9 2
7	H	Purdue		8 3		36	N	Gonzaga		4 7		62	A	Ohio St.		2 10		119	H	Louisiana Tech	5 6
						36	N	Gonzaga		8 10		66	H	Illinois		13 3		119	H	Louisiana Tech	11 4
												66	H	Illinois		18 5		132	A	Minnesota	10 3
												66	H	Illinois		3 11		160	A	Kansas St.	6 0
												75	H	California		0 4		160	H	Kansas St.	6 3
												75	H	California		12 5		160	H	Kansas St.	9 6
												75	H	California		8 11		165	H	CSU Bakersfield	2 10
												75	H	California		9 5		165	H	CSU Bakersfield	3 2
												99	A	Indiana		6 9		170	N	West Virginia	1 4
												99	A	Indiana		5 7		188	A	A&M-Corpus Christi	7 1
												99	A	Indiana		13 2		200	A	Creighton	4 1
																		200	H	Creighton	5 3
																		202	N	Utah	15 0
																		202	N	Utah	5 2
																		216	H	Iowa	9 4
																		216	H	Iowa	9 8
																		216	H	Iowa	3 4
																		225	N	UNLV	8 7
																		240	A	Northwestern	7 4
																		240	A	Northwestern	1 6
																		240	A	Northwestern	4 8
																		273	H	South Dakota St.	12 3
																		279	H	Northern Colo.	12 3
																		279	H	Northern Colo.	4 6
				LAST 15 GAMES																	
				99	A	Indiana	6 9	7	H	Purdue	8 3	240	A	Northwestern		4 8					
				99	A	Indiana	5 7	7	H	Purdue	5 8	273	H	South Dakota St.		12 3					
				99	A	Indiana	13 2	62	A	Ohio St.	17 9	279	H	Northern Colo.		12 3					
				165	H	CSU Bakersfield	2 10														
				165	H	CSU Bakersfield	3 2														

Non-Div. I Games: Neb.-Kearney 4 1

Nebraska



200	A	Creighton	4	1
7	H	Purdue	3	8

N  
e  
b  
r  
a  
s  
k  
a

N  
e  
b  
r  
a  
s  
k  
a



Average RPI Win:	127	WON-LOST RECORD	WINNING PCT. RANK	LAST 15 GAMES	STRENGTH OF SCHEDULE	OPP. STRENGTH OF SCHEDULE	TEAM RPI	ADJ RPI	CONF. RPI	ADJ CONF. RPI		
DIV. I ONLY		22-23-0	.48889	159	7-8-0	43	77	88	.53269	86	6	6
DIV. I NON-CONF.		16-11-0	.59259	89	3-3-0	57	85	61	.55103	59	6	6
<hr/>												
TOTALS	RPI 1-25	RPI 26-50		W-L RECORDS		RPI 51-100		RPI 101-150		RPI 150+		
22-23-0	1-5-0	4-4-0		OVERALL		3-7-0		7-5-0		7-2-0		
10-10-0	0-1-0	2-4-0		HOME		1-1-0		4-3-0		3-1-0		
9-12-0	1-4-0	0-0-0		AWAY		2-6-0		3-1-0		3-1-0		
3-1-0	0-0-0	2-0-0		NEUTRAL		0-0-0		0-1-0		1-0-0		
16-11-0	0-3-0	2-0-0		NON-CONFERENCE		3-4-0		4-2-0		7-2-0		
7-4-0	0-1-0	0-0-0		HOME		1-1-0		3-1-0		3-1-0		
6-6-0	0-2-0	0-0-		AWAY		2-3-0		1-0-0		3-1-0		
3-1-0	0-0-0	2-0-0		NEUTRAL		0-0-0		0-1-0		1-0-0		
6-12-0	1-2-0	2-4-0		CONFERENCE		0-3-0		3-3-0		0-0-0		
3-6-0	0-0-0	2-4-0		HOME		0-0-0		1-2-0		0-0-0		
3-6-0	1-2-0	0-0-0		AWAY		0-3-0		2-1-0		0-0-0		
0-0-0	0-0-0	0-0-0		NEUTRAL		0-0-0		0-0-0		0-0-0		
RPI	S	Opponent	Score	RPI	S	Opponent	Score	RPI	S	Opponent	Score	
15	A	Stanford	8 9	28	N	Oregon St.	5 4	61	H	Utah Valley	10 2	
15	A	Stanford	4 10	30	N	Arizona St.	4 3	61	H	Utah Valley	0 3	
15	H	Stanford	0 5	36	H	Gonzaga	3 4	65	A	Hawaii	5 3	
25	A	San Diego	3 7	36	H	Gonzaga	6 4	65	A	Hawaii	6 2	
25	A	San Diego	7 1	36	H	Gonzaga	5 7	65	A	Hawaii	2 3	
25	A	San Diego	4 12	38	H	Pepperdine	4 6	65	A	Hawaii	5 7	
				38	H	Pepperdine	1 7	81	A	Nevada	5 6	
				38	H	Pepperdine	6 4	96	A	Loyola Marymount	1 2	
								96	A	Loyola Marymount	4 9	
								96	A	Loyola Marymount	3 5	

Non-Div. I Games:

St. Mary's (CA)



129 A Santa Clara	5	2
129 A Santa Clara	11	6

S  
t  
.  
M  
a  
r  
y  
'  
s  
(  
C  
A  
)

S  
t  
.  
M  
a  
r  
y  
'  
s  
(  
C  
A  
)



Average RPI Win: 139		WON-LOST RECORD		WINNING PCT. RANK		LAST 15 GAMES		STRENGTH OF SCHEDULE		OPP. STRENGTH OF SCHEDULE		TEAM RPI		ADJ RPI		CONF. RPI		ADJ CONF. RPI	
DIV. I ONLY		21-16-0		.56757 102		6-9-0		120		61		87		.53267 87		6		6	
DIV. I NON-CONF.		11-8-0		.57895 97		0-4-0		204		56		122		.51541 119		6		6	
TOTALS		RPI 1-25		RPI 26-50		W-L RECORDS		RPI 51-100		RPI 101-150		RPI 150+							
21-16-0		2-2-0		2-5-0		OVERALL		1-3-0		8-4-0		8-2-0							
13-7-0		2-1-0		0-2-0		HOME		0-1-0		6-3-0		5-0-0							
6-8-0		0-0-0		2-3-0		AWAY		1-2-0		2-1-0		1-2-0							
2-1-0		0-1-0		0-0-0		NEUTRAL		0-0-0		0-0-0		2-0-0							
11-8-0		0-1-0		1-3-0		NON-CONFERENCE		0-1-0		2-1-0		8-2-0							
7-4-0		0-0-0		0-2-0		HOME		0-1-0		2-1-0		5-0-0							
2-3-0		0-0-0		1-0-		AWAY		0-0-0		0-0-0		1-2-0							
2-1-0		0-1-0		0-0-0		NEUTRAL		0-0-0		0-0-0		2-0-0							
10-8-0		2-1-0		1-2-0		CONFERENCE		1-2-0		6-3-0		0-0-0							
6-3-0		2-1-0		0-0-0		HOME		0-0-0		4-2-0		0-0-0							
4-5-0		0-0-0		1-2-0		AWAY		1-2-0		2-1-0		0-0-0							
0-0-0		0-0-0		0-0-0		NEUTRAL		0-0-0		0-0-0		0-0-0							
RPI	S	Opponent		Score		RPI	S	Opponent		Score		RPI	S	Opponent		Score			
6	N	Oregon		0	3	28	A	Oregon St.		2	8	82	H	Washington St.		0	10		
25	H	San Diego		1	3	28	H	Oregon St.		0	5	96	A	Loyola Marymount		6	3		
25	H	San Diego		4	1	38	A	Pepperdine		2	3	96	A	Loyola Marymount		0	5		
25	H	San Diego		5	4	38	A	Pepperdine		3	4	96	A	Loyola Marymount		3	5		
						38	A	Pepperdine		4	3								
						42	A	Washington		4	1								
						42	H	Washington		4	6								
													</						

Non-Div. I Games: Concordia (OR) 11 4 Concordia (OR) 5 0

Portland



96 A Loyola Marymount	6	3
96 A Loyola Marymount	3	5

P  
o  
r  
t  
l  
a  
n  
d

P  
o  
r  
t  
l  
a  
n  
d



Average RPI Win:		123	WON-LOST RECORD		WINNING PCT. RANK		LAST 15 GAMES		STRENGTH OF SCHEDULE		OPP. STRENGTH OF SCHEDULE		TEAM RPI		ADJ RPI		CONF. RPI		ADJ CONF. RPI					
Average RPI Loss:		95																						
DIV. I ONLY			27-21-0		.5625		106		11-4-0		108		53		84		.53265		88		18		18	
DIV. I NON-CONF.			14-16-0		.46667		156		6-1-0		98		8		119		.51509		121		14		14	
TOTALS		RPI 1-25		RPI 26-50		W-L RECORDS		RPI 51-100		RPI 101-150		RPI 150+												
27-21-0		0-0-0		7-7-0		OVERALL		4-6-0		5-1-0		11-7-0												
17-11-0		0-0-0		6-3-0		HOME		2-6-0		3-0-0		6-2-0												
10-10-0		0-0-0		1-4-0		AWAY		2-0-0		2-1-0		5-5-0												
0-0-0		0-0-0		0-0-0		NEUTRAL		0-0-0		0-0-0		0-0-0												
14-16-0		0-0-0		4-4-0		NON-CONFERENCE		4-6-0		5-1-0		1-5-0												
9-10-0		0-0-0		4-2-0		HOME		2-6-0		3-0-0		0-2-0												
5-6-0		0-0-0		0-0-		AWAY		2-0-0		2-1-0		1-3-0												
0-0-0		0-0-0		0-0-0		NEUTRAL		0-0-0		0-0-0		0-0-0												
13-5-0		0-0-0		3-3-0		CONFERENCE		0-0-0		0-0-0		10-2-0												
8-1-0		0-0-0		2-1-0		HOME		0-0-0		0-0-0		6-0-0												
5-4-0		0-0-0		1-2-0		AWAY		0-0-0		0-0-0		4-2-0												
0-0-0		0-0-0		0-0-0		NEUTRAL		0-0-0		0-0-0		0-0-0												
RPI	S	Opponent		Score		RPI	S	Opponent		Score		RPI	S	Opponent		Score		RPI	S	Opponent		Score		
				27	A	New Mexico St.	5	7	67	H	Oklahoma	5	10	126	H	Fla. Gulf Coast	2	1						
				27	A	New Mexico St.	12	16	67	H	Oklahoma	0	4	126	H	Fla. Gulf Coast	12	6						
				27	H	New Mexico St.	2	6	67	H	Oklahoma	6	7	126	H	Fla. Gulf Coast	6	3						
				30	H	Arizona St.	15	6	74	A	Texas Tech	6	4	133	A	Fresno St.	9	3						
				30	H	Arizona St.	1	3	74	A	Texas Tech	10	3	133	A	Fresno St.	7	1						
				33	A	TCU	3	5	74	H	Texas Tech	14	13	133	A	Fresno St.	3	4						
				33	A	TCU	1	2	74	H	Texas Tech	5	9	151	A	UTSA	4	8						
				33	A	TCU	6	5	81	H	Nevada	8	9	151	A	UTSA	14	7						
				33	H	TCU	12	7	81	H	Nevada	3	2	151	A	UTSA	3	13						
				33	H	TCU	9	8	81	H	Nevada	3	5	151	A	UTSA	2	3						
				33	H	TCU	4	5						158	A	San Diego St.	5	1						
				36	H	Gonzaga	2	1						158	A	San Diego St.	3	4						
				36	H	Gonzaga	11	6						158	A	San Diego St.	11	4						
				36	H	Gonzaga	4	1						158	H	San Diego St.	11	2						
														158	H	San Diego St.	8	6						
														158	H	San Diego St.	11	9						
														175	H	Stephen F. Austin	5	9						
														175	H	Stephen F. Austin	7	8						
														225	H	UNLV	16	5						
														225	H	UNLV	9	1						
														225	H	UNLV	11	4						
														258	A	Air Force	19	0						
														258	A	Air Force	0	1						
														258	A	Air Force	17	2						
				LAST 15 GAMES																				
				33	A	TCU	1	2	74	H	Texas Tech	5	9	258	A	Air Force	0	1						
				33	A	TCU	6	5	126	H	Fla. Gulf Coast	2	1	258	A	Air Force	17	2						
				33	A	TCU	3	5	126	H	Fla. Gulf Coast	12	6											
				225	H	UNLV	9	1																
				225	H	UNLV	16	5																

Non-Div. I Games:

New Mexico



225	H	UNLV	11	4
74	H	Texas Tech	14	13

N  
e  
w  
M  
e  
x  
i  
c  
o

N  
e  
w  
M  
e  
x  
i  
c  
o



Average RPI Win:		164	WON-LOST		WINNING		LAST 15		STRENGTH OF		OPP. STRENGTH		TEAM		ADJ		CONF.		ADJ CONF.		
Average RPI Loss:		90	RECORD		PCT. RANK		GAMES		SCHEDULE		OF SCHEDULE		RPI		RPI		RPI		RPI		
DIV. I ONLY			27-20-0		.57447		92		10-5-0		131		93		93		.53226		89		
DIV. I NON-CONF.			15-11-0		.57692		98		3-1-0		101		34		74		.54307		70		
TOTALS			RPI 1-25		RPI 26-50		W-L RECORDS		RPI 51-100		RPI 101-150		RPI 150+								
27-20-0			0-3-0		0-3-0		OVERALL		5-7-0		5-3-0		17-4-0								
11-5-0			0-0-0		0-0-0		HOME		1-2-0		1-1-0		9-2-0								
16-15-0			0-3-0		0-3-0		AWAY		4-5-0		4-2-0		8-2-0								
0-0-0			0-0-0		0-0-0		NEUTRAL		0-0-0		0-0-0		0-0-0								
15-11-0			0-3-0		0-3-0		NON-CONFERENCE		3-3-0		3-2-0		9-0-0								
6-1-0			0-0-0		0-0-0		HOME		0-0-0		1-1-0		5-0-0								
9-10-0			0-3-0		0-0-		AWAY		3-3-0		2-1-0		4-0-0								
0-0-0			0-0-0		0-0-0		NEUTRAL		0-0-0		0-0-0		0-0-0								
12-9-0			0-0-0		0-0-0		CONFERENCE		2-4-0		2-1-0		8-4-0								
5-4-0			0-0-0		0-0-0		HOME		1-2-0		0-0-0		4-2-0								
7-5-0			0-0-0		0-0-0		AWAY		1-2-0		2-1-0		4-2-0								
0-0-0			0-0-0		0-0-0		NEUTRAL		0-0-0		0-0-0		0-0-0								
RPI	S	Opponent		Score		RPI	S	Opponent		Score		RPI	S	Opponent		Score					
16	A	Miami (FL)		2	6	31	A	Georgia Tech		2	16	53	A	Stetson		7	0	103	H	Hofstra	
16	A	Miami (FL)		7	9	31	A	Georgia Tech		3	6	53	A	Stetson		3	4	105	A	Seton Hall	
16	A	Miami (FL)		1	4	31	A	Georgia Tech		4	9	53	A	Stetson		0	3	105	A	Seton Hall	
												60	H	St. John's (NY)		6	2	105	A	Seton Hall	
												60	H	St. John's (NY)		10	17	126	A	Fla. Gulf Coast	
												60	H	St. John's (NY)		3	5	126	A	Fla. Gulf Coast	
												78	A	Fla. Atlantic		10	4	135	H	Princeton	
												78	A	Fla. Atlantic		2	5	150	A	Columbia	
												78	A	Fla. Atlantic		6	3	153	A	Monmouth	
												90	A	Connecticut		15	0	157	H	Delaware	
												90	A	Connecticut		8	9	170	H	West Virginia	
												90	A	Connecticut		8	9	170	H	West Virginia	
																		170	H	West Virginia	
																		184	H	Pittsburgh	
																		184	H	Pittsburgh	
																		184	H	Pittsburgh	
																		196	A	Old Dominion	
																		196	A	Old Dominion	
																		196	A	Old Dominion	
																		208	H	Fordham	
																		223	A	Georgetown	
																		223	A	Georgetown	
																		223	A	Georgetown	
																		229	A	Cincinnati	
																		229	A	Cincinnati	
																		229	A	Cincinnati	
																		229	A	Cincinnati	
																		236	H	Rider	
				LAST 15 GAMES																	

Non-Div. I Games:

Rutgers



229	A	Cincinnati	13	1
229	A	Cincinnati	3	1

RPI	S	Opponent	Score	
255	H	Wagner	13	8
271	H	Lafayette	8	3

Rutgers

R  
u  
t  
g  
e  
r  
s

R  
u  
t  
g  
e  
r  
s



Average RPI Win:		155	WON-LOST RECORD		WINNING PCT. RANK		LAST 15 GAMES		STRENGTH OF SCHEDULE		OPP. STRENGTH OF SCHEDULE		TEAM RPI		ADJ RPI		CONF. RPI		ADJ CONF. RPI				
DIV. I ONLY			26-21-0		.55319 110		7-8-0		91		114		91		.53218 90		14		13				
DIV. I NON-CONF.			12-14-0		.46154 164		1-2-0		130		91		145		.50439 141		15		15				
TOTALS		RPI 1-25		RPI 26-50		W-L RECORDS		RPI 51-100		RPI 101-150		RPI 150+											
26-21-0		0-2-0		2-6-0		OVERALL		5-6-0		4-3-0		15-4-0											
9-4-0		0-0-0		0-0-0		HOME		2-1-0		2-1-0		5-2-0											
13-11-0		0-1-0		2-6-0		AWAY		2-3-0		0-0-0		9-1-0											
4-6-0		0-1-0		0-0-0		NEUTRAL		1-2-0		2-2-0		1-1-0											
12-14-0		0-2-0		1-4-0		NON-CONFERENCE		2-3-0		2-2-0		7-3-0											
3-1-0		0-0-0		0-0-0		HOME		0-0-0		0-0-0		3-1-0											
5-7-0		0-1-0		1-0-		AWAY		1-1-0		0-0-0		3-1-0											
4-6-0		0-1-0		0-0-0		NEUTRAL		1-2-0		2-2-0		1-1-0											
14-7-0		0-0-0		1-2-0		CONFERENCE		3-3-0		2-1-0		8-1-0											
6-3-0		0-0-0		0-0-0		HOME		2-1-0		2-1-0		2-1-0											
8-4-0		0-0-0		1-2-0		AWAY		1-2-0		0-0-0		6-0-0											
0-0-0		0-0-0		0-0-0		NEUTRAL		0-0-0		0-0-0		0-0-0											
RPI	S	Opponent		Score		RPI	S	Opponent		Score		RPI	S	Opponent		Score		RPI	S	Opponent		Score	
6	A	Oregon		0	4	26	A	Coastal Caro.		2	6	60	A	St. John's (NY)		2	7	105	H	Seton Hall		7	1
7	N	Purdue		4	9	28	A	Oregon St.		6	3	60	A	St. John's (NY)		8	7	105	H	Seton Hall		6	10
						37	A	Col. of Charleston		6	10	60	A	St. John's (NY)		2	8	105	H	Seton Hall		2	1
						39	A	Mississippi St.		1	3	62	N	Ohio St.		5	9	108	N	Lipscomb		4	2
						39	A	Mississippi St.		4	5	63	A	Boston College		5	8	108	N	Lipscomb		6	5
						43	A	Louisville		7	4	66	N	Illinois		1	5	121	N	Rhode Island		0	2
						43	A	Louisville		0	5	67	A	Oklahoma		8	7	122	N	UAB		4	15
						43	A	Louisville		6	14	89	H	Rutgers		0	15	154	H	Bryant		1	7
												89	H	Rutgers		9	8	155	N	Xavier		7	2
												89	H	Rutgers		9	8	168	A	Massachusetts		12	5
												99	N	Indiana		8	0	170	A	West Virginia		8	1
																		170	A	West Virginia		15	4
																		170	A	West Virginia		10	7
																		184	A	Pittsburgh		5	3
																		184	A	Pittsburgh		3	1
																		184	A	Pittsburgh		8	2
																		207	H	Central Conn. St.		7	4
																		219	N	Michigan		5	7
																		229	H	Cincinnati		4	3
																		229	H	Cincinnati		0	1
																		229	H	Cincinnati		6	4
								LAST 15 GAMES										250	A	Fairfield		13	8
						229	H	Cincinnati		6	4	89	H	Rutgers		0	15	272	H	Yale		8	0
						229	H	Cincinnati		0	1	89	H	Rutgers		9	8	280	H	Hartford		11	6
						229	H	Cincinnati		4	3	89	H	Rutgers		9	8	282	A	Brown		7	8
						43	A	Louisville		7	4							283	A	Quinnipiac		12	7
						43	A	Louisville		6	14												

Non-Div. I Games:

Connecticut



43	A	Louisville	0	5
154	H	Bryant	1	7

C  
o  
n  
n  
e  
c  
t  
i  
c  
u  
t

C  
o  
n  
n  
e  
c  
t  
i  
c  
u  
t



Average RPI Win: 135		WON-LOST RECORD		WINNING PCT. RANK		LAST 15 GAMES		STRENGTH OF SCHEDULE		OPP. STRENGTH OF SCHEDULE		TEAM RPI		ADJ RPI		CONF. RPI		ADJ CONF. RPI	
DIV. I ONLY		26-23-0		.53061 124		7-8-0		82		50		89		.53202 91		8		7	
DIV. I NON-CONF.		14-11-0		.56 107		3-3-0		149		49		103		.52521 101		7		7	
TOTALS		RPI 1-25		RPI 26-50		W-L RECORDS		RPI 51-100		RPI 101-150		RPI 150+							
26-23-0		0-1-0		5-8-0		OVERALL		8-8-0		2-6-0		11-0-0							
17-9-0		0-0-0		4-3-0		HOME		6-4-0		1-2-0		6-0-0							
9-14-0		0-1-0		1-5-0		AWAY		2-4-0		1-4-0		5-0-0							
0-0-0		0-0-0		0-0-0		NEUTRAL		0-0-0		0-0-0		0-0-0							
14-11-0		0-1-0		1-3-0		NON-CONFERENCE		4-3-0		1-4-0		8-0-0							
10-4-0		0-0-0		0-1-0		HOME		3-1-0		1-2-0		6-0-0							
4-7-0		0-1-0		1-0-		AWAY		1-2-0		0-2-0		2-0-0							
0-0-0		0-0-0		0-0-0		NEUTRAL		0-0-0		0-0-0		0-0-0							
12-12-0		0-0-0		4-5-0		CONFERENCE		4-5-0		1-2-0		3-0-0							
7-5-0		0-0-0		4-2-0		HOME		3-3-0		0-0-0		0-0-0							
5-7-0		0-0-0		0-3-0		AWAY		1-2-0		1-2-0		3-0-0							
0-0-0		0-0-0		0-0-0		NEUTRAL		0-0-0		0-0-0		0-0-0							
RPI	S	Opponent		Score		RPI	S	Opponent		Score		RPI	S	Opponent		Score			
1	A	Florida		2	8	29	H	Appalachian St.		13	3	68	H	Samford		5	6		
						29	H	Appalachian St.		1	5	68	H	Samford		4	5		
						29	H	Appalachian St.		7	6	68	H	Samford		3	2		
						31	A	Georgia Tech		5	10	79	H	Kennesaw St.		3	2		
						31	A	Georgia Tech		5	3	94	A	Furman		2	6		
						31	H	Georgia Tech		9	11	94	A	Furman		8	9		
						37	H	Col. of Charleston		4	2	94	A	Furman		7	3		
						37	H	Col. of Charleston		1	4	95	H	Radford		7	6		
						37	H	Col. of Charleston		4	2	95	H	Radford		4	5		
						40	A	Wake Forest		4	14	95	H	Radford		7	6		
						50	A	Elon		2	7	97	H	UNC Greensboro		6	5		
						50	A	Elon		3	4	97	H	UNC Greensboro		8	3		
						50	A	Elon		6	7	97	H	UNC Greensboro		9	12		
												99	A	Indiana		9	1		
												99	A	Indiana		2	7		
												99	A	Indiana		0	3		

Non-Div. I Games:

Ga. Southern



123 A Citadel	5	2
123 A Citadel	1	4

G  
a  
.  
S  
o  
u  
t  
h  
e  
r  
n

G  
a  
.  
S  
o  
u  
t  
h  
e  
r  
n



Average RPI Win: 174		WON-LOST	WINNING	LAST 15	STRENGTH OF		OPP. STRENGTH	TEAM	ADJ		CONF.	ADJ CONF.
Average RPI Loss: 111		RECORD	PCT. RANK	GAMES	SCHEDULE		OF SCHEDULE	RPI	RPI		RPI	RPI
DIV. I ONLY		27-21-0	.5625	106	93		163	95	.532		17	17
DIV. I NON-CONF.		14-7-0	.66667	56	55		166	41	.56803		18	18
TOTALS		RPI 1-25	RPI 26-50		W-L RECORDS		RPI 51-100		RPI 101-150		RPI 150+	
27-21-0		1-1-0	1-4-0		OVERALL		3-2-0		0-6-0		22-8-0	
16-10-0		0-1-0	1-2-0		HOME		1-0-0		0-3-0		14-4-0	
11-11-0		1-0-0	0-2-0		AWAY		2-2-0		0-3-0		8-4-0	
0-0-0		0-0-0	0-0-0		NEUTRAL		0-0-0		0-0-0		0-0-0	
14-7-0		1-1-0	0-2-0		NON-CONFERENCE		3-2-0		0-0-0		10-2-0	
9-2-0		0-1-0	0-0-0		HOME		1-0-0		0-0-0		8-1-0	
5-5-0		1-0-0	0-0-		AWAY		2-2-0		0-0-0		2-1-0	
0-0-0		0-0-0	0-0-0		NEUTRAL		0-0-0		0-0-0		0-0-0	
13-14-0		0-0-0	1-2-0		CONFERENCE		0-0-0		0-6-0		12-6-0	
7-8-0		0-0-0	1-2-0		HOME		0-0-0		0-3-0		6-3-0	
6-6-0		0-0-0	0-0-0		AWAY		0-0-0		0-3-0		6-3-0	
0-0-0		0-0-0	0-0-0		NEUTRAL		0-0-0		0-0-0		0-0-0	
RPI S	Opponent	Score	RPI S	Opponent	Score	RPI S	Opponent	Score	RPI S	Opponent	Score	
12 H	Virginia	5 7	38 A	Pepperdine	2 11	52 A	Long Beach St.	5 4	103 A	Hofstra	5 12	
23 A	East Carolina	18 11	38 A	Pepperdine	1 6	52 A	Long Beach St.	6 7	103 A	Hofstra	4 13	
			46 H	UNC Wilmington	5 4	52 A	Long Beach St.	2 3	103 A	Hofstra	4 7	
			46 H	UNC Wilmington	0 4	69 A	Liberty	4 2	110 H	George Mason	2 4	
			46 H	UNC Wilmington	6 9	69 H	Liberty	5 4	110 H	George Mason	0 2	
									110 H	George Mason	4 7	
									153 H	Monmouth	5 3	
									153 H	Monmouth	8 0	
									153 H	Monmouth	4 6	
									157 A	Delaware	1 10	
									157 A	Delaware	11 4	
									157 A	Delaware	2 6	
									174 H	William & Mary	3 4	
									174 H	William & Mary	5 4	
									174 H	William & Mary	7 4	
									179 H	Towson	2 3	
									179 H	Towson	9 8	
									179 H	Towson	6 3	
									182 H	Georgia St.	6 4	
									182 H	Georgia St.	3 12	
									182 H	Georgia St.	4 3	
									187 H	Binghamton	12 3	
									187 H	Binghamton	5 1	
									187 H	Binghamton	5 1	
									196 A	Old Dominion	1 4	
									196 A	Old Dominion	3 0	
									196 A	Old Dominion	7 6	
			LAST 15 GAMES									
			182 H	Georgia St.	6 4	12 H	Virginia	5 7				
			182 H	Georgia St.	3 12	174 H	William & Mary	7 4				
			182 H	Georgia St.	4 3	174 H	William & Mary	5 4				
			260 A	VMI	6 3							
			196 A	Old Dominion	3 0							

Non-Div. I Games:

VCU



VCU

196	A	Old Dominion	7	6
196	A	Old Dominion	1	4

Through Games Of Sunday, May 6

RPI	S	Opponent	Score	
206	A	Richmond	1	7
212	A	Northeastern	6	2
212	A	Northeastern	10	3
212	A	Northeastern	8	2
249	H	Temple	6	3
260	A	VMI	6	3
260	H	VMI	18	1
261	A	Longwood	9	0
286	H	Norfolk St.	4	3

VCU

V  
C  
U

V  
C  
U



Average RPI Win:		145	WON-LOST		WINNING		LAST 15		STRENGTH OF		OPP. STRENGTH		TEAM	ADJ		CONF.	ADJ CONF.							
Average RPI Loss:		73	RECORD		PCT. RANK		GAMES		SCHEDULE		OF SCHEDULE		RPI	RPI		RPI	RPI							
DIV. I ONLY			25-22-0		.53191		119		7-8-0		85		51		90		.53166		93		4		4	
DIV. I NON-CONF.			16-10-0		.61538		79		1-2-0		236		58		124		.51471		122		5		5	
TOTALS		RPI 1-25		RPI 26-50		W-L RECORDS		RPI 51-100		RPI 101-150		RPI 150+												
25-22-0		1-7-0		1-0-0		OVERALL		8-9-0		2-4-0		13-2-0												
19-9-0		0-3-0		0-0-0		HOME		4-3-0		2-1-0		13-2-0												
5-13-0		1-4-0		1-0-0		AWAY		3-6-0		0-3-0		0-0-0												
1-0-0		0-0-0		0-0-0		NEUTRAL		1-0-0		0-0-0		0-0-0												
16-10-0		0-2-0		1-0-0		NON-CONFERENCE		3-2-0		2-4-0		10-2-0												
12-4-0		0-0-0		0-0-0		HOME		0-1-0		2-1-0		10-2-0												
3-6-0		0-2-0		1-0-		AWAY		2-1-0		0-3-0		0-0-0												
1-0-0		0-0-0		0-0-0		NEUTRAL		1-0-0		0-0-0		0-0-0												
9-12-0		1-5-0		0-0-0		CONFERENCE		5-7-0		0-0-0		3-0-0												
7-5-0		0-3-0		0-0-0		HOME		4-2-0		0-0-0		3-0-0												
2-7-0		1-2-0		0-0-0		AWAY		1-5-0		0-0-0		0-0-0												
0-0-0		0-0-0		0-0-0		NEUTRAL		0-0-0		0-0-0		0-0-0												
RPI	S	Opponent		Score		RPI	S	Opponent		Score		RPI	S	Opponent		Score								
4	H	Baylor		1 3		34	A	Missouri St.		4 3		51	H	Texas		4 6								
4	H	Baylor		7 12				51	H	Texas		5 4		120	A	San Francisco		1 3						
4	H	Baylor		3 5				51	H	Texas		7 6		120	A	San Francisco		0 6						
11	A	Arkansas		0 2				56	H	Indiana St.		1 15		130	H	High Point		7 13						
11	A	Arkansas		3 6				64	A	Auburn		4 3		130	H	High Point		4 0						
17	A	Texas A&M		6 7				64	A	Auburn		2 5		130	H	High Point		8 7						
17	A	Texas A&M		4 3				64	A	Auburn		6 4		160	H	Kansas St.		4 3						
17	A	Texas A&M		6 8				66	N	Illinois		5 4		160	H	Kansas St.		7 0						
								67	A	Oklahoma		5 6		160	H	Kansas St.		13 4						
								67	A	Oklahoma		4 8		180	H	Central Ark.		2 8						
								67	A	Oklahoma		4 5		180	H	Central Ark.		12 7						
								74	A	Texas Tech		9 0		191	H	Charlotte		5 3						
								74	A	Texas Tech		0 7		191	H	Charlotte		3 2						
								74	A	Texas Tech		3 4		191	H	Charlotte		10 4						
								83	H	Oklahoma St.		2 3		205	H	UALR		10 5						
						83	H	Oklahoma St.		4 1		259	H	Ball St.		15 5								
						83	H	Oklahoma St.		4 2		259	H	Ball St.		9 2								
												259	H	Ball St.		2 5								
												274	H	Neb. Omaha		14 4								
												277	H	North Dakota		21 5								
												277	H	North Dakota		10 7								
LAST 15 GAMES																								
51	H	Texas		7 6		74	A	Texas Tech		9 0														
51	H	Texas		5 4		34	A	Missouri St.		4 3														
51	H	Texas		4 6		160	H	Kansas St.		7 0														
11	A	Arkansas		0 2																				
11	A	Arkansas		3 6																				

Non-Div. I Games:

Missouri



74 A Texas Tech	0	7
74 A Texas Tech	3	4

M  
i  
s  
s  
o  
u  
r  
i

M  
i  
s  
s  
o  
u  
r  
i



Average RPI Win: 128		WON-LOST	WINNING	LAST 15	STRENGTH OF		OPP. STRENGTH	TEAM	ADJ		CONF.	ADJ CONF.
Average RPI Loss: 79		RECORD	PCT. RANK	GAMES	SCHEDULE		OF SCHEDULE	RPI	RPI		RPI	RPI
DIV. I ONLY		22-25-0	.46809	167	5-10-0		32	106	94		.52972	94
DIV. I NON-CONF.		13-10-0	.56522	104	3-2-0		47	159	72		.54199	71
TOTALS		RPI 1-25	RPI 26-50		W-L RECORDS		RPI 51-100		RPI 101-150		RPI 150+	
22-25-0		0-2-0	3-9-0		OVERALL		6-8-0		4-3-0		9-3-0	
14-14-0		0-2-0	2-6-0		HOME		3-1-0		2-3-0		7-2-0	
8-11-0		0-0-0	1-3-0		AWAY		3-7-0		2-0-0		2-1-0	
0-0-0		0-0-0	0-0-0		NEUTRAL		0-0-0		0-0-0		0-0-0	
13-10-0		0-2-0	1-2-0		NON-CONFERENCE		1-1-0		2-2-0		9-3-0	
8-8-0		0-2-0	0-2-0		HOME		1-0-0		0-2-0		7-2-0	
5-2-0		0-0-0	1-0-		AWAY		0-1-0		2-0-0		2-1-0	
0-0-0		0-0-0	0-0-0		NEUTRAL		0-0-0		0-0-0		0-0-0	
9-15-0		0-0-0	2-7-0		CONFERENCE		5-7-0		2-1-0		0-0-0	
6-6-0		0-0-0	2-4-0		HOME		2-1-0		2-1-0		0-0-0	
3-9-0		0-0-0	0-3-0		AWAY		3-6-0		0-0-0		0-0-0	
0-0-0		0-0-0	0-0-0		NEUTRAL		0-0-0		0-0-0		0-0-0	
RPI S	Opponent	Score	RPI S	Opponent	Score	RPI S	Opponent	Score	RPI S	Opponent	Score	
9 H	South Carolina	5 8	29 A	Appalachian St.	5 6	68 A	Samford	3 2	143 H	Wofford	10 11	
24 H	Clemson	5 12	29 A	Appalachian St.	2 14	68 A	Samford	1 11	143 H	Wofford	4 3	
			29 A	Appalachian St.	0 14	68 A	Samford	1 4	143 H	Wofford	9 5	
			37 H	Col. of Charleston	3 4	71 A	S.C. Upstate	3 17	146 A	East Tenn. St.	7 4	
			37 H	Col. of Charleston	6 14	71 H	S.C. Upstate	10 7	146 H	East Tenn. St.	2 14	
			37 H	Col. of Charleston	11 13	72 A	Western Caro.	0 3	148 A	UNC Asheville	6 1	
			41 A	Georgia	5 4	72 A	Western Caro.	2 9	148 H	UNC Asheville	4 5	
			44 H	Michigan St.	2 4	72 A	Western Caro.	5 11	161 A	Presbyterian	16 4	
			44 H	Michigan St.	2 6	91 H	Ga. Southern	9 8	161 H	Presbyterian	7 5	
			50 H	Elon	1 3	91 H	Ga. Southern	3 7	167 A	Gardner-Webb	6 4	
			50 H	Elon	5 4	91 H	Ga. Southern	6 2	167 H	Gardner-Webb	11 7	
			50 H	Elon	18 2	97 A	UNC Greensboro	9 8	181 H	Miami (OH)	11 12	
						97 A	UNC Greensboro	11 3	181 H	Miami (OH)	10 2	
						97 A	UNC Greensboro	4 9	181 H	Miami (OH)	2 8	
									181 H	Miami (OH)	8 6	
									190 H	Toledo	8 3	
									190 H	Toledo	8 5	
									190 H	Toledo	9 5	
									201 A	Winthrop	2 5	
			LAST 15 GAMES									
			143 H	Wofford	9 5	29 A	Appalachian St.	0 14				
			143 H	Wofford	10 11	29 A	Appalachian St.	2 14				
			143 H	Wofford	4 3	41 A	Georgia	5 4				
			167 H	Gardner-Webb	11 7							
			161 A	Presbyterian	16 4							

Non-Div. I Games:

Furman



146	H	East Tenn. St.	2	14
29	A	Appalachian St.	5	6

F  
u  
r  
m  
a  
n

F  
u  
r  
m  
a  
n



Average RPI Win: 164		WON-LOST RECORD		WINNING PCT. RANK		LAST 15 GAMES		STRENGTH OF SCHEDULE		OPP. STRENGTH OF SCHEDULE		TEAM RPI		ADJ RPI		CONF. RPI		ADJ CONF. RPI				
DIV. I ONLY		26-20-0		.56522 104		9-6-0		102		143		92		.52951 95		15		15				
DIV. I NON-CONF.		15-12-0		.55556 110		4-2-0		94		171		98		.52843 96		17		17				
TOTALS		RPI 1-25		RPI 26-50		W-L RECORDS		RPI 51-100		RPI 101-150		RPI 150+										
26-20-0		0-1-0		1-4-0		OVERALL		4-6-0		5-2-0		16-7-0										
16-6-0		0-0-0		1-3-0		HOME		0-0-0		3-0-0		12-3-0										
10-14-0		0-1-0		0-1-0		AWAY		4-6-0		2-2-0		4-4-0										
0-0-0		0-0-0		0-0-0		NEUTRAL		0-0-0		0-0-0		0-0-0										
15-12-0		0-1-0		0-2-0		NON-CONFERENCE		4-5-0		0-1-0		11-3-0										
10-3-0		0-0-0		0-1-0		HOME		0-0-0		0-0-0		10-2-0										
5-9-0		0-1-0		0-0-		AWAY		4-5-0		0-1-0		1-1-0										
0-0-0		0-0-0		0-0-0		NEUTRAL		0-0-0		0-0-0		0-0-0										
11-8-0		0-0-0		1-2-0		CONFERENCE		0-1-0		5-1-0		5-4-0										
6-3-0		0-0-0		1-2-0		HOME		0-0-0		3-0-0		2-1-0										
5-5-0		0-0-0		0-0-0		AWAY		0-1-0		2-1-0		3-3-0										
0-0-0		0-0-0		0-0-0		NEUTRAL		0-0-0		0-0-0		0-0-0										
RPI	S	Opponent		Score		RPI	S	Opponent		Score		RPI	S	Opponent		Score						
12	A	Virginia		2	3	26	H	Coastal Caro.		6	3	68	A	Samford		2	4	130	A	High Point	10	4
						26	H	Coastal Caro.		3	5	68	A	Samford		7	4	130	A	High Point	2	4
						26	H	Coastal Caro.		2	4	68	A	Samford		2	12	130	A	High Point	8	3
						32	A	Virginia Tech		3	7	69	A	Liberty		3	6	146	A	East Tenn. St.	2	7
						32	H	Virginia Tech		5	13	91	A	Ga. Southern		6	7	148	H	UNC Asheville	16	1
												91	A	Ga. Southern		5	4	148	H	UNC Asheville	9	0
												91	A	Ga. Southern		6	7	148	H	UNC Asheville	2	1
												97	A	UNC Greensboro		4	7	154	H	Bryant	3	5
												97	A	UNC Greensboro		7	3	154	H	Bryant	10	0
												97	A	UNC Greensboro		7	3	154	H	Bryant	11	6
														161 H Presbyterian							9	8
														161 H Presbyterian							3	5
														161 H Presbyterian							7	0
														167 A Gardner-Webb							2	8
														167 A Gardner-Webb							10	4
														167 A Gardner-Webb							1	2
														171 H Marist							2	9
														171 H Marist							6	5
														171 H Marist							6	4
														201 A Winthrop							7	1
														201 A Winthrop							9	0
														201 A Winthrop							8	9
														201 A Winthrop							8	9
														221 A James Madison							8	3
														227 H Fairleigh Dickinson							1	0
														227 H Fairleigh Dickinson							11	1
														227 H Fairleigh Dickinson							13	4
														237 H La Salle							7	2

Non-Div. I Games:

Radford



161	H	Presbyterian	7	0
12	A	Virginia	2	3

RPI	S	Opponent	Score	
237	H	La Salle	8	5
275	A	N.C. A&T	10	13
275	H	N.C. A&T	8	7

Radford

R  
a  
d  
f  
o  
r  
d

R  
a  
d  
f  
o  
r  
d



Average RPI Win:	99	WON-LOST RECORD	WINNING PCT. RANK	LAST 15 GAMES	STRENGTH OF SCHEDULE	OPP. STRENGTH OF SCHEDULE	TEAM RPI	ADJ RPI	CONF. RPI	ADJ CONF. RPI	
DIV. I ONLY		21-20-0	.5122 140	8-7-0	81	45	96	.52741 96	6	6	
DIV. I NON-CONF.		12-14-0	.46154 164	3-2-0	75	35	120	.51527 120	6	6	
<hr/>											
TOTALS	RPI 1-25	RPI 26-50	W-L RECORDS	RPI 51-100	RPI 101-150	RPI 150+					
21-20-0	1-1-0	2-1-0	OVERALL	11-11-0	5-6-0	2-1-0					
12-11-0	1-0-0	0-0-0	HOME	8-7-0	1-3-0	2-1-0					
9-9-0	0-1-0	2-1-0	AWAY	3-4-0	4-3-0	0-0-0					
0-0-0	0-0-0	0-0-0	NEUTRAL	0-0-0	0-0-0	0-0-0					
12-14-0	1-1-0	0-0-0	NON-CONFERENCE	6-10-0	3-2-0	2-1-0					
6-8-0	1-0-0	0-0-0	HOME	3-6-0	0-1-0	2-1-0					
6-6-0	0-1-0	0-0-	AWAY	3-4-0	3-1-0	0-0-0					
0-0-0	0-0-0	0-0-0	NEUTRAL	0-0-0	0-0-0	0-0-0					
9-6-0	0-0-0	2-1-0	CONFERENCE	5-1-0	2-4-0	0-0-0					
6-3-0	0-0-0	0-0-0	HOME	5-1-0	1-2-0	0-0-0					
3-3-0	0-0-0	2-1-0	AWAY	0-0-0	1-2-0	0-0-0					
0-0-0	0-0-0	0-0-0	NEUTRAL	0-0-0	0-0-0	0-0-0					
<hr/>											
RPI S	Opponent	Score	RPI S	Opponent	Score	RPI S	Opponent	Score	RPI S	Opponent	Score
14 A	Cal St. Fullerton	2 6	36 A	Gonzaga	5 4	51 A	Texas	1 0	120 H	San Francisco	4 2
14 H	Cal St. Fullerton	6 5	36 A	Gonzaga	4 3	51 A	Texas	1 3	120 H	San Francisco	9 13
			36 A	Gonzaga	0 1	52 A	Long Beach St.	4 5	120 H	San Francisco	5 8
						52 H	Long Beach St.	5 4	124 A	Cal St. Northridge	10 6
						52 H	Long Beach St.	4 5	124 H	Cal St. Northridge	1 12
						73 A	Southern California	8 5	136 A	UC Santa Barbara	7 5
						76 H	Cal Poly	6 9	136 A	UC Santa Barbara	9 5
						76 H	Cal Poly	2 6	136 A	UC Santa Barbara	2 10
						76 H	Cal Poly	1 9	137 A	BYU	2 7
						76 H	Cal Poly	5 12	137 A	BYU	3 2
						81 A	Nevada	7 1	137 A	BYU	6 8
						81 A	Nevada	2 3	225 H	UNLV	1 6
						81 A	Nevada	3 6	225 H	UNLV	4 3
						86 H	St. Mary's (CA)	2 1	225 H	UNLV	6 2
						86 H	St. Mary's (CA)	9 4			
						86 H	St. Mary's (CA)	5 3			
						87 H	Portland	5 0			
						87 H	Portland	5 3			
						87 H	Portland	3 6			
						99 H	Indiana	1 3			
			LAST 15 GAMES								
			52 H	Long Beach St.	4 5						
			52 A	Long Beach St.	4 5						
			36 A	Gonzaga	4 3						
			36 A	Gonzaga	0 1						
			36 A	Gonzaga	5 4						

Non-Div. I Games:

Loyola Marymount







Average RPI Win:		137	WON-LOST RECORD		WINNING PCT. RANK	LAST 15 GAMES		STRENGTH OF SCHEDULE		OPP. STRENGTH OF SCHEDULE	TEAM RPI	ADJ RPI		CONF. RPI	ADJ CONF. RPI		
DIV. I ONLY			22-23-0		.48889	159	5-10-0		56		92	98	.52708	97	8	7	
DIV. I NON-CONF.			15-6-0		.71429	35	2-1-0		39		153	31	.58342	31	7	7	
TOTALS		RPI 1-25		RPI 26-50		W-L RECORDS		RPI 51-100		RPI 101-150		RPI 150+					
22-23-0		1-1-0		1-6-0		OVERALL		6-10-0		6-4-0		8-2-0					
16-11-0		0-1-0		0-1-0		HOME		3-6-0		6-1-0		7-2-0					
5-12-0		1-0-0		1-5-0		AWAY		3-4-0		0-3-0		0-0-0					
1-0-0		0-0-0		0-0-0		NEUTRAL		0-0-0		0-0-0		1-0-0					
15-6-0		1-1-0		0-1-0		NON-CONFERENCE		2-2-0		6-1-0		6-1-0					
12-6-0		0-1-0		0-1-0		HOME		1-2-0		6-1-0		5-1-0					
2-0-0		1-0-0		0-0-		AWAY		1-0-0		0-0-0		0-0-0					
1-0-0		0-0-0		0-0-0		NEUTRAL		0-0-0		0-0-0		1-0-0					
7-17-0		0-0-0		1-5-0		CONFERENCE		4-8-0		0-3-0		2-1-0					
4-5-0		0-0-0		0-0-0		HOME		2-4-0		0-0-0		2-1-0					
3-12-0		0-0-0		1-5-0		AWAY		2-4-0		0-3-0		0-0-0					
0-0-0		0-0-0		0-0-0		NEUTRAL		0-0-0		0-0-0		0-0-0					
RPI	S	Opponent		Score		RPI	S	Opponent		Score		RPI	S	Opponent		Score	
8	A	North Carolina		8	4	29	A	Appalachian St.		4	5	68	H	Samford		2	8
8	H	North Carolina		1	5	29	A	Appalachian St.		7	8	68	H	Samford		1	10
						29	A	Appalachian St.		10	8	68	H	Samford		4	3
						40	H	Wake Forest		2	10	72	A	Western Caro.		5	6
						50	A	Elon		2	10	72	A	Western Caro.		2	16
						50	A	Elon		4	6	72	A	Western Caro.		5	1
						50	A	Elon		1	3	91	A	Ga. Southern		3	8
												91	A	Ga. Southern		5	6
												91	A	Ga. Southern		12	9
												94	H	Furman		9	4
												94	H	Furman		8	9
												94	H	Furman		3	11
												95	H	Radford		3	7
												95	H	Radford		7	4
												95	H	Radford		3	7
												98	A	Duke		4	3

Non-Div. I Games:

UNC Greensboro



50	A	Elon	4	6
8	A	North Carolina	8	4



Duke				Through Games Of Sunday, May 6											
Average RPI Win: 125		WON-LOST RECORD	WINNING PCT. RANK	LAST 15 GAMES	STRENGTH OF SCHEDULE	OPP. STRENGTH OF SCHEDULE	TEAM RPI	ADJ RPI	CONF. RPI	ADJ CONF. RPI					
DIV. I ONLY		17-29-0	.36957	247	4-11-0	8	36	101	.52582	98	1	1			
DIV. I NON-CONF.		10-12-0	.45455	176	2-2-0	105	221	158	.49839	157	1	1			
TOTALS		RPI 1-25	RPI 26-50		W-L RECORDS		RPI 51-100		RPI 101-150		RPI 150+				
17-29-0		2-13-0	5-6-0		OVERALL		2-5-0		0-0-0		8-5-0				
7-17-0		2-10-0	0-1-0		HOME		0-2-0		0-0-0		5-4-0				
10-12-0		0-3-0	5-5-0		AWAY		2-3-0		0-0-0		3-1-0				
0-0-0		0-0-0	0-0-0		NEUTRAL		0-0-0		0-0-0		0-0-0				
10-12-0		0-0-0	0-2-0		NON-CONFERENCE		2-5-0		0-0-0		8-5-0				
5-7-0		0-0-0	0-1-0		HOME		0-2-0		0-0-0		5-4-0				
5-5-0		0-0-0	0-0-		AWAY		2-3-0		0-0-0		3-1-0				
0-0-0		0-0-0	0-0-0		NEUTRAL		0-0-0		0-0-0		0-0-0				
7-17-0		2-13-0	5-4-0		CONFERENCE		0-0-0		0-0-0		0-0-0				
2-10-0		2-10-0	0-0-0		HOME		0-0-0		0-0-0		0-0-0				
5-7-0		0-3-0	5-4-0		AWAY		0-0-0		0-0-0		0-0-0				
0-0-0		0-0-0	0-0-0		NEUTRAL		0-0-0		0-0-0		0-0-0				
RPI	S	Opponent	Score	RPI	S	Opponent	Score	RPI	S	Opponent	Score	RPI	S	Opponent	Score
2	H	Florida St.	3 5	29	A	Appalachian St.	4 6	51	A	Texas	0 4	183	A	Davidson	1 2
2	H	Florida St.	0 5	29	H	Appalachian St.	3 6	51	A	Texas	3 5	183	H	Davidson	4 8
2	H	Florida St.	2 10	31	A	Georgia Tech	0 1	51	A	Texas	5 2	191	A	Charlotte	12 5
12	H	Virginia	3 10	31	A	Georgia Tech	4 3	72	A	Western Caro.	4 12	199	H	Eastern Mich.	9 8
12	H	Virginia	3 12	31	A	Georgia Tech	0 8	84	A	Campbell	9 7	209	H	Canisius	4 5
12	H	Virginia	6 3	32	A	Virginia Tech	5 3	84	H	Campbell	4 10	209	H	Canisius	10 1
13	A	North Carolina St.	3 8	32	A	Virginia Tech	13 0	97	H	UNC Greensboro	3 4	209	H	Canisius	4 3
13	A	North Carolina St.	7 8	32	A	Virginia Tech	5 3					209	H	Canisius	4 6
13	A	North Carolina St.	0 4	35	A	Maryland	5 3					226	H	George Washington	5 8
16	H	Miami (FL)	1 7	35	A	Maryland	2 4					226	H	George Washington	4 1
16	H	Miami (FL)	1 2	35	A	Maryland	2 21					226	H	George Washington	13 2
16	H	Miami (FL)	5 1									261	A	Longwood	9 2
24	H	Clemson	2 4									281	A	N.C. Central	17 3
24	H	Clemson	5 11												
24	H	Clemson	1 4												
				LAST 15 GAMES											
				261	A	Longwood	9 2	12	H	Virginia	6 3				
				13	A	North Carolina St.	7 8	183	H	Davidson	4 8				
				13	A	North Carolina St.	3 8	35	A	Maryland	5 3				
				13	A	North Carolina St.	0 4								
				191	A	Charlotte	12 5								

Non-Div. I Games:

Duke



12 H Virginia	3	10
12 H Virginia	3	12



Average RPI Win:		142	WON-LOST RECORD		WINNING PCT. RANK	LAST 15 GAMES	STRENGTH OF SCHEDULE		OPP. STRENGTH OF SCHEDULE	TEAM RPI	ADJ RPI	CONF. RPI	ADJ CONF. RPI
Average RPI Loss:		92											
DIV. I ONLY			24-24-0		.5 148	9-6-0	65		122	102	.52516 99	11	12
DIV. I NON-CONF.			13-17-0		.43333 189	3-3-0	54		109	131	.51065 131	13	13
TOTALS		RPI 1-25	RPI 26-50		W-L RECORDS		RPI 51-100		RPI 101-150		RPI 150+		
24-24-0		1-1-0	1-7-0		OVERALL		7-8-0		6-5-0		9-3-0		
10-8-0		0-0-0	1-3-0		HOME		5-2-0		1-0-0		3-3-0		
12-15-0		1-1-0	0-4-0		AWAY		2-5-0		5-5-0		4-0-0		
2-1-0		0-0-0	0-0-0		NEUTRAL		0-1-0		0-0-0		2-0-0		
13-17-0		1-1-0	0-5-0		NON-CONFERENCE		4-5-0		4-4-0		4-2-0		
5-4-0		0-0-0	0-1-0		HOME		3-1-0		1-0-0		1-2-0		
6-12-0		1-1-0	0-0-0		AWAY		1-3-0		3-4-0		1-0-0		
2-1-0		0-0-0	0-0-0		NEUTRAL		0-1-0		0-0-0		2-0-0		
11-7-0		0-0-0	1-2-0		CONFERENCE		3-3-0		2-1-0		5-1-0		
5-4-0		0-0-0	1-2-0		HOME		2-1-0		0-0-0		2-1-0		
6-3-0		0-0-0	0-0-0		AWAY		1-2-0		2-1-0		3-0-0		
0-0-0		0-0-0	0-0-0		NEUTRAL		0-0-0		0-0-0		0-0-0		
RPI S	Opponent	Score	RPI S	Opponent	Score	RPI S	Opponent	Score	RPI S	Opponent	Score		
25 A	San Diego	7 6	43 A	Louisville	4 13	56 A	Indiana St.	8 13	124 A	Cal St. Northridge	5 12		
25 A	San Diego	3 9	43 H	Louisville	4 21	56 H	Indiana St.	8 7	124 A	Cal St. Northridge	3 5		
			44 H	Michigan St.	3 2	66 A	Illinois	6 11	124 A	Cal St. Northridge	7 3		
			44 H	Michigan St.	0 6	66 A	Illinois	3 7	127 A	Penn St.	3 4		
			44 H	Michigan St.	10 20	66 A	Illinois	12 3	127 A	Penn St.	2 1		
			49 A	Tulane	8 9	85 H	Nebraska	2 13	127 A	Penn St.	14 2		
			49 A	Tulane	2 6	85 H	Nebraska	7 5	146 A	East Tenn. St.	10 5		
			49 A	Tulane	2 3	85 H	Nebraska	9 6	146 A	East Tenn. St.	1 2		
						90 N	Connecticut	0 8	146 A	East Tenn. St.	3 4		
						91 H	Ga. Southern	7 2	149 A	Eastern Ky.	6 4		
						91 H	Ga. Southern	1 9	149 H	Eastern Ky.	11 5		
						91 H	Ga. Southern	3 0	155 H	Xavier	3 11		
						96 A	Loyola Marymount	4 7	181 A	Miami (OH)	6 3		
						96 A	Loyola Marymount	0 9	181 H	Miami (OH)	7 8		
						96 A	Loyola Marymount	3 1	184 N	Pittsburgh	12 7		
									216 H	Iowa	0 4		
									216 H	Iowa	10 5		
									216 H	Iowa	10 7		
									219 A	Michigan	11 5		
									219 A	Michigan	8 1		
									219 A	Michigan	11 8		
									229 N	Cincinnati	7 4		
									259 H	Ball St.	6 5		
			LAST 15 GAMES										
			85 H	Nebraska	9 6	181 H	Miami (OH)	7 8					
			85 H	Nebraska	7 5	91 H	Ga. Southern	1 9					
			85 H	Nebraska	2 13	91 H	Ga. Southern	3 0					
			219 A	Michigan	11 5								
			219 A	Michigan	11 8								

Non-Div. I Games:

Indiana



219	A	Michigan	8	1
181	A	Miami (OH)	6	3

I  
n  
d  
i  
a  
n  
a

I  
n  
d  
i  
a  
n  
a



Average RPI Win: 135		WON-LOST	WINNING	LAST 15	STRENGTH OF		OPP. STRENGTH	TEAM	ADJ	CONF.	ADJ CONF.
Average RPI Loss: 65		RECORD	PCT. RANK	GAMES	SCHEDULE		OF SCHEDULE	RPI	RPI	RPI	RPI
DIV. I ONLY		23-24-0	.48936	153	74		24	97	.52489	100	2
DIV. I NON-CONF.		15-8-0	.65217	63	228		146	106	.52053	109	2
TOTALS		RPI 1-25	RPI 26-50		W-L RECORDS		RPI 51-100		RPI 101-150		RPI 150+
23-24-0		3-7-0	2-7-0		OVERALL		2-3-0		9-6-0		7-1-0
20-11-0		2-4-0	1-2-0		HOME		1-0-0		9-4-0		7-1-0
2-11-0		1-2-0	1-5-0		AWAY		0-3-0		0-1-0		0-0-0
1-2-0		0-1-0	0-0-0		NEUTRAL		1-0-0		0-1-0		0-0-0
15-8-0		0-1-0	0-0-0		NON-CONFERENCE		2-0-0		6-6-0		7-1-0
14-5-0		0-0-0	0-0-0		HOME		1-0-0		6-4-0		7-1-0
0-1-0		0-0-0	0-0-0		AWAY		0-0-0		0-1-0		0-0-0
1-2-0		0-1-0	0-0-0		NEUTRAL		1-0-0		0-1-0		0-0-0
8-16-0		3-6-0	2-7-0		CONFERENCE		0-3-0		3-0-0		0-0-0
6-6-0		2-4-0	1-2-0		HOME		0-0-0		3-0-0		0-0-0
2-10-0		1-2-0	1-5-0		AWAY		0-3-0		0-0-0		0-0-0
0-0-0		0-0-0	0-0-0		NEUTRAL		0-0-0		0-0-0		0-0-0
RPI S	Opponent	Score	RPI S	Opponent	Score	RPI S	Opponent	Score	RPI S	Opponent	Score
1 H	Florida	5 4	39 A	Mississippi St.	1 7	51 N	Texas	5 4	105 H	Seton Hall	10 2
1 H	Florida	1 3	39 A	Mississippi St.	2 3	64 A	Auburn	5 12	105 H	Seton Hall	3 2
1 H	Florida	1 8	39 A	Mississippi St.	1 2	64 A	Auburn	4 11	105 H	Seton Hall	9 2
9 A	South Carolina	5 4	41 A	Georgia	3 0	64 A	Auburn	3 12	116 H	La.-Monroe	4 0
9 A	South Carolina	1 6	41 A	Georgia	5 10	70 H	Memphis	6 3	116 H	La.-Monroe	6 8
9 A	South Carolina	1 2	41 A	Georgia	0 4				116 H	La.-Monroe	4 7
10 H	Kentucky	4 1	47 H	Vanderbilt	8 2				118 H	FIU	4 3
10 H	Kentucky	2 6	47 H	Vanderbilt	6 12				134 N	Houston	4 7
10 H	Kentucky	0 6	47 H	Vanderbilt	4 7				139 H	Alabama	4 2
18 N	Rice	1 11							139 H	Alabama	10 8
									139 H	Alabama	5 3
									144 H	Austin Peay	4 8
									146 A	East Tenn. St.	3 4
									146 H	East Tenn. St.	5 4
									147 H	Middle Tenn.	4 5
									173 H	Western Ky.	8 7
									211 H	Tennessee Tech	1 5
									248 H	Northern Ill.	10 5
									248 H	Northern Ill.	7 2
									248 H	Northern Ill.	7 1
									259 H	Ball St.	9 7
									291 H	Mississippi Val.	8 4
									291 H	Mississippi Val.	5 2
			LAST 15 GAMES								
			47 H	Vanderbilt	6 12	39 A	Mississippi St.	2 3			
			47 H	Vanderbilt	4 7	39 A	Mississippi St.	1 7			
			47 H	Vanderbilt	8 2	39 A	Mississippi St.	1 2			
			64 A	Auburn	4 11						
			64 A	Auburn	3 12						

Non-Div. I Games:

Tennessee



64	A	Auburn	5	12
144	H	Austin Peay	4	8

T  
e  
n  
n  
e  
s  
s  
e  
e

T  
e  
n  
n  
e  
s  
s  
e  
e



Average RPI Win: 156		WON-LOST	WINNING	LAST 15	STRENGTH OF		OPP. STRENGTH	TEAM	ADJ		CONF.	ADJ CONF.			
Average RPI Loss: 126		RECORD	PCT. RANK	GAMES	SCHEDULE		OF SCHEDULE	RPI	RPI		RPI	RPI			
DIV. I ONLY		25-19-1	.56667	103	8-7-0		138	153	106	.5244	101	7	8		
DIV. I NON-CONF.		17-9-1	.64815	65	3-0-0		247	198	129	.5129	126	10	10		
<hr/>															
TOTALS		RPI 1-25		RPI 26-50		W-L RECORDS		RPI 51-100		RPI 101-150		RPI 150+			
25-19-1		0-0-0		2-3-0		OVERALL		7-6-0		3-3-0		13-7-1			
6-7-0		0-0-0		2-1-0		HOME		1-3-0		0-0-0		3-3-0			
13-7-0		0-0-0		0-0-0		AWAY		6-3-0		3-3-0		4-1-0			
6-5-1		0-0-0		0-2-0		NEUTRAL		0-0-0		0-0-0		6-3-1			
17-9-1		0-0-0		0-2-0		NON-CONFERENCE		5-2-0		0-0-0		12-5-1			
2-2-0		0-0-0		0-0-0		HOME		0-1-0		0-0-0		2-1-0			
9-2-0		0-0-0		0-0-		AWAY		5-1-0		0-0-0		4-1-0			
6-5-1		0-0-0		0-2-0		NEUTRAL		0-0-0		0-0-0		6-3-1			
8-10-0		0-0-0		2-1-0		CONFERENCE		2-4-0		3-3-0		1-2-0			
4-5-0		0-0-0		2-1-0		HOME		1-2-0		0-0-0		1-2-0			
4-5-0		0-0-0		0-0-0		AWAY		1-2-0		3-3-0		0-0-0			
0-0-0		0-0-0		0-0-0		NEUTRAL		0-0-0		0-0-0		0-0-0			
RPI	S	Opponent	Score	RPI	S	Opponent	Score	RPI	S	Opponent	Score	RPI	S	Opponent	Score
				32	N	Virginia Tech	1 11	56	H	Indiana St.	3 14	107	A	Evansville	6 5
				32	N	Virginia Tech	4 6	56	H	Indiana St.	5 4	107	A	Evansville	2 4
				34	H	Missouri St.	2 12	56	H	Indiana St.	4 5	107	A	Evansville	7 2
				34	H	Missouri St.	4 3	57	A	Illinois St.	3 12	111	A	Southern Ill.	8 4
				34	H	Missouri St.	2 1	57	A	Illinois St.	13 2	111	A	Southern Ill.	2 7
								57	A	Illinois St.	5 13	111	A	Southern Ill.	5 6
								66	A	Illinois	6 3	195	N	Jacksonville St.	11 5
								66	H	Illinois	3 6	200	H	Creighton	4 7
								70	A	Memphis	5 4	200	H	Creighton	2 4
								70	A	Memphis	3 7	200	H	Creighton	3 1
								70	A	Memphis	6 2	205	N	UALR	19 3
								77	A	Belmont	2 1	205	N	UALR	5 7
								79	A	Kennesaw St.	4 3	215	N	Western Mich.	0 7
												216	A	Iowa	7 3
												216	H	Iowa	7 3
												235	N	Bowling Green	12 4
												241	A	Ill.-Chicago	9 4
												241	H	Ill.-Chicago	1 3
												247	N	Bucknell	6 5
												248	H	Northern Ill.	4 3
												250	N	Fairfield	7 6
												254	N	Navy	3 2
												262	A	Western Ill.	15 9
												262	A	Western Ill.	1 2
												262	A	Western Ill.	7 4
												272	N	Yale	7 7
												274	N	Neb. Omaha	3 4
LAST 15 GAMES															
				200	H	Creighton	2 4	216	H	Iowa	7 3	262	A	Western Ill.	15 9
				200	H	Creighton	4 7	57	A	Illinois St.	5 13	262	A	Western Ill.	1 2
				200	H	Creighton	3 1	57	A	Illinois St.	3 12	262	A	Western Ill.	7 4
				107	A	Evansville	6 5					272	N	Yale	7 7
				107	A	Evansville	2 4					274	N	Neb. Omaha	3 4

Non-Div. I Games:

Bradley



107	A	Evansville	7	2
248	H	Northern Ill.	4	3

B  
r  
a  
d  
l  
e  
y

B  
r  
a  
d  
l  
e  
y



Average RPI Win: 148		WON-LOST	WINNING	LAST 15	STRENGTH OF		OPP. STRENGTH	TEAM	ADJ	CONF.	ADJ CONF.						
Average RPI Loss: 109		RECORD	PCT. RANK	GAMES	SCHEDULE		OF SCHEDULE	RPI	RPI	RPI	RPI						
DIV. I ONLY		28-20-0	.58333	84	9-6-0		154	121	99	.52435	102	10	10				
DIV. I NON-CONF.		19-8-0	.7037	42	3-2-0		222	167	86	.53338	87	12	12				
<hr/>																	
TOTALS		RPI 1-25		RPI 26-50		W-L RECORDS		RPI 51-100		RPI 101-150		RPI 150+					
28-20-0		1-0-0		0-0-0		OVERALL		8-9-0		8-8-0		11-3-0					
15-8-0		1-0-0		0-0-0		HOME		4-4-0		3-3-0		7-1-0					
13-12-0		0-0-0		0-0-0		AWAY		4-5-0		5-5-0		4-2-0					
0-0-0		0-0-0		0-0-0		NEUTRAL		0-0-0		0-0-0		0-0-0					
19-8-0		1-0-0		0-0-0		NON-CONFERENCE		4-1-0		3-4-0		11-3-0					
11-3-0		1-0-0		0-0-0		HOME		2-0-0		1-2-0		7-1-0					
8-5-0		0-0-0		0-0-		AWAY		2-1-0		2-2-0		4-2-0					
0-0-0		0-0-0		0-0-0		NEUTRAL		0-0-0		0-0-0		0-0-0					
9-12-0		0-0-0		0-0-0		CONFERENCE		4-8-0		5-4-0		0-0-0					
4-5-0		0-0-0		0-0-0		HOME		2-4-0		2-1-0		0-0-0					
5-7-0		0-0-0		0-0-0		AWAY		2-4-0		3-3-0		0-0-0					
0-0-0		0-0-0		0-0-0		NEUTRAL		0-0-0		0-0-0		0-0-0					
RPI	S	Opponent		Score		RPI	S	Opponent		Score		RPI	S	Opponent		Score	
1	H	Florida		10	5												
								53	H	Stetson	2	10	108	H	Lipscomb	6	1
								53	H	Stetson	4	3	108	H	Lipscomb	6	0
								53	H	Stetson	1	2	108	H	Lipscomb	1	6
								71	H	S.C. Upstate	4	1	111	H	Southern Ill.	7	4
								71	H	S.C. Upstate	1	3	111	H	Southern Ill.	2	4
								71	H	S.C. Upstate	8	14	111	H	Southern Ill.	12	16
								77	A	Belmont	6	2	118	A	FIU	10	8
								77	A	Belmont	4	1	118	A	FIU	4	6
								77	A	Belmont	1	6	123	A	Citadel	6	3
								79	A	Kennesaw St.	3	4	123	A	Citadel	1	5
								79	A	Kennesaw St.	2	6	126	A	Fla. Gulf Coast	0	2
								79	A	Kennesaw St.	1	5	126	A	Fla. Gulf Coast	4	7
								80	A	South Fla.	9	1	126	A	Fla. Gulf Coast	10	4
								91	A	Ga. Southern	7	5	146	A	East Tenn. St.	1	6
								91	A	Ga. Southern	5	9	146	A	East Tenn. St.	13	4
								91	H	Ga. Southern	7	4	146	A	East Tenn. St.	5	2
								91	H	Ga. Southern	8	5	172	H	South Ala.	10	4
													172	H	South Ala.	7	3
													172	H	South Ala.	8	7
													178	A	Bethune-Cookman	2	5
													178	H	Bethune-Cookman	4	2
													178	H	Bethune-Cookman	2	4
								53	H	Stetson	2	10	195	A	Jacksonville St.	2	3
								292	H	Florida A&M	13	1	195	A	Jacksonville St.	7	2
								108	H	Lipscomb	6	1	195	A	Jacksonville St.	9	3
													285	H	Savannah St.	18	2
													292	A	Florida A&M	8	3
<hr/>																	
LAST 15 GAMES																	
				77	A	Belmont	6	2									
				77	A	Belmont	4	1									
				77	A	Belmont	1	6									
				123	A	Citadel	1	5									
				123	A	Citadel	6	3									

Non-Div. I Games:

North Florida



53	H	Stetson	1	2
53	H	Stetson	4	3

RPI	S	Opponent	Score	
292	A	Florida A&M	19	1
292	H	Florida A&M	13	1
292	H	Florida A&M	7	1

North Florida

N  
o  
r  
t  
h  
F  
l  
o  
r  
i  
d  
a

N  
o  
r  
t  
h  
F  
l  
o  
r  
i  
d  
a



Average RPI Win:		185	WON-LOST RECORD		WINNING PCT. RANK		LAST 15 GAMES		STRENGTH OF SCHEDULE		OPP. STRENGTH OF SCHEDULE		TEAM RPI		ADJ RPI		CONF. RPI		ADJ CONF. RPI				
DIV. I ONLY			27-18-0		.6 72		10-5-0		156		168		100		.52433 103		17		17				
DIV. I NON-CONF.			11-10-0		.52381 132		3-0-0		148		228		138		.50532 138		18		18				
TOTALS		RPI 1-25		RPI 26-50		W-L RECORDS		RPI 51-100		RPI 101-150		RPI 150+											
27-18-0		0-3-0		1-2-0		OVERALL		4-1-0		1-5-0		21-7-0											
13-3-0		0-0-0		0-0-0		HOME		3-0-0		0-0-0		10-3-0											
12-12-0		0-3-0		1-2-0		AWAY		1-1-0		1-2-0		9-4-0											
2-3-0		0-0-0		0-0-0		NEUTRAL		0-0-0		0-3-0		2-0-0											
11-10-0		0-3-0		0-0-0		NON-CONFERENCE		1-1-0		0-3-0		10-3-0											
4-0-0		0-0-0		0-0-0		HOME		0-0-0		0-0-0		4-0-0											
5-7-0		0-3-0		0-0-		AWAY		1-1-0		0-0-0		4-3-0											
2-3-0		0-0-0		0-0-0		NEUTRAL		0-0-0		0-3-0		2-0-0											
16-8-0		0-0-0		1-2-0		CONFERENCE		3-0-0		1-2-0		11-4-0											
9-3-0		0-0-0		0-0-0		HOME		3-0-0		0-0-0		6-3-0											
7-5-0		0-0-0		1-2-0		AWAY		0-0-0		1-2-0		5-1-0											
0-0-0		0-0-0		0-0-0		NEUTRAL		0-0-0		0-0-0		0-0-0											
RPI	S	Opponent		Score		RPI	S	Opponent		Score		RPI	S	Opponent		Score							
2	A	Florida St.		2	9	46	A	UNC Wilmington		3	10	60	A	St. John's (NY)		3	16	104	N	Notre Dame		8	10
2	A	Florida St.		6	13	46	A	UNC Wilmington		4	2	89	A	Rutgers		7	0	104	N	Notre Dame		3	6
2	A	Florida St.		8	10	46	A	UNC Wilmington		1	2	92	H	VCU		13	4	104	N	Notre Dame		4	5
												92	H	VCU		7	4	110	A	George Mason		8	3
												92	H	VCU		12	5	110	A	George Mason		3	5
																		110	A	George Mason		4	6
																		157	A	Delaware		16	1
																		157	A	Delaware		4	0
																		157	A	Delaware		10	9
																		171	A	Marist		9	7
																		182	H	Georgia St.		6	2
																		182	H	Georgia St.		4	3
																		182	H	Georgia St.		5	3
																		185	A	Manhattan		4	9
																		196	A	Old Dominion		11	1
																		196	A	Old Dominion		9	5
																		196	A	Old Dominion		5	13
																		208	A	Fordham		7	2
																		208	A	Fordham		5	6
																		208	H	Fordham		14	9
																		212	H	Northeastern		10	2
																		212	H	Northeastern		15	9
																		212	H	Northeastern		5	7
																		221	H	James Madison		15	13
																		221	H	James Madison		2	13
																		221	H	James Madison		14	20
																		221	H	James Madison		14	20
																		228	A	Delaware St.		11	3

Non-Div. I Games: Va. Wesleyan 20 2

Hofstra



157	A	Delaware	4	0
157	A	Delaware	16	1

RPI	S	Opponent	Score	
228	A	Delaware St.	2	10
228	A	Delaware St.	11	3
230	H	Albany (NY)	12	4
283	N	Quinnipiac	6	0
283	N	Quinnipiac	9	0
295	H	NYIT	24	1
295	H	NYIT	19	6

Hofstra

H  
o  
f  
s  
t  
r  
a

H  
o  
f  
s  
t  
r  
a



Average RPI Win:		176	WON-LOST RECORD		WINNING PCT. RANK		LAST 15 GAMES		STRENGTH OF SCHEDULE		OPP. STRENGTH OF SCHEDULE		TEAM RPI		ADJ RPI		CONF. RPI		ADJ CONF. RPI				
DIV. I ONLY			25-22-0		.53191 119		8-7-0		84		173		107		.52317 104		14		13				
DIV. I NON-CONF.			14-12-0		.53846 123		1-2-0		80		172		101		.52686 99		15		15				
TOTALS		RPI 1-25		RPI 26-50		W-L RECORDS		RPI 51-100		RPI 101-150		RPI 150+											
25-22-0		1-1-0		0-1-0		OVERALL		2-10-0		3-4-0		19-6-0											
9-7-0		0-0-0		0-0-0		HOME		0-3-0		0-1-0		9-3-0											
8-11-0		1-0-0		0-1-0		AWAY		1-5-0		0-3-0		6-2-0											
8-4-0		0-1-0		0-0-0		NEUTRAL		1-2-0		3-0-0		4-1-0											
14-12-0		1-1-0		0-1-0		NON-CONFERENCE		1-5-0		3-1-0		9-4-0											
4-3-0		0-0-0		0-0-0		HOME		0-0-0		0-1-0		4-2-0											
2-5-0		1-0-0		0-0-		AWAY		0-3-0		0-0-0		1-1-0											
8-4-0		0-1-0		0-0-0		NEUTRAL		1-2-0		3-0-0		4-1-0											
11-10-0		0-0-0		0-0-0		CONFERENCE		1-5-0		0-3-0		10-2-0											
5-4-0		0-0-0		0-0-0		HOME		0-3-0		0-0-0		5-1-0											
6-6-0		0-0-0		0-0-0		AWAY		1-2-0		0-3-0		5-1-0											
0-0-0		0-0-0		0-0-0		NEUTRAL		0-0-0		0-0-0		0-0-0											
RPI	S	Opponent		Score		RPI	S	Opponent		Score		RPI	S	Opponent		Score		RPI	S	Opponent		Score	
5	A	LSU		7	1	44	A	Michigan St.		2	8	54	A	Texas St.		0	5	103	N	Hofstra		10	8
7	N	Purdue		8	15							54	A	Texas St.		0	6	103	N	Hofstra		6	3
												54	A	Texas St.		0	6	103	N	Hofstra		5	4
												56	N	Indiana St.		1	6	105	A	Seton Hall		0	2
												56	N	Indiana St.		4	6	105	A	Seton Hall		2	3
												60	H	St. John's (NY)		1	3	105	A	Seton Hall		4	5
												60	H	St. John's (NY)		4	6	142	H	Valparaiso		4	7
												60	H	St. John's (NY)		4	6	151	A	UTSA		12	0
												66	N	Illinois		13	12	156	A	Villanova		6	0
												80	A	South Fla.		8	3	156	A	Villanova		5	4
												80	A	South Fla.		6	11	156	A	Villanova		9	10
												80	A	South Fla.		4	6	175	N	Kansas		1	0
																		184	H	Pittsburgh		6	5
																		184	H	Pittsburgh		3	2
																		184	H	Pittsburgh		7	5
																		190	H	Toledo		7	3
																		192	H	Central Mich.		4	9
																		199	H	Eastern Mich.		12	4
																		215	H	Western Mich.		4	5
																		216	N	Iowa		5	2
																		219	N	Michigan		2	0
																		219	N	Michigan		5	6
								LAST 15 GAMES										223	A	Georgetown		7	4
								156 A Villanova		5	4							223	A	Georgetown		14	4
								156 A Villanova		6	0							223	A	Georgetown		5	2
								156 A Villanova		9	10							229	H	Cincinnati		10	9
								142 H Valparaiso		4	7							229	H	Cincinnati		6	5
								268 H Butler		6	5												

Non-Div. I Games:

Notre Dame



60 H St. John's (NY)	1	3
60 H St. John's (NY)	4	6

RPI	S	Opponent	Score	
229	H	Cincinnati	2	6
234	N	Houston Baptist	7	3
241	A	Ill.-Chicago	5	8
268	H	Butler	6	5
287	H	IPFW	8	1

Notre Dame

N  
o  
t  
r  
e  
D  
a  
m  
e

N  
o  
t  
r  
e  
D  
a  
m  
e



Average RPI Win:	170	WON-LOST	WINNING	LAST 15	STRENGTH OF	OPP. STRENGTH	TEAM	ADJ	CONF.	ADJ CONF.		
Average RPI Loss:	124	RECORD	PCT. RANK	GAMES	SCHEDULE	OF SCHEDULE	RPI	RPI	RPI	RPI		
DIV. I ONLY		28-20-0	.58333	84	10-5-0	150	165	105	.52296	105	14	13
DIV. I NON-CONF.		15-12-0	.55556	110	3-1-0	208	212	157	.4989	156	15	15
<hr/>												
TOTALS	RPI 1-25	RPI 26-50		W-L RECORDS		RPI 51-100		RPI 101-150		RPI 150+		
28-20-0	1-1-0	2-2-0		OVERALL		2-8-0		5-2-0		18-7-0		
16-5-0	0-0-0	0-0-0		HOME		1-2-0		3-0-0		12-3-0		
8-10-0	1-1-0	2-1-0		AWAY		1-5-0		0-1-0		4-2-0		
4-5-0	0-0-0	0-1-0		NEUTRAL		0-1-0		2-1-0		2-2-0		
15-12-0	1-1-0	0-1-0		NON-CONFERENCE		0-4-0		2-2-0		12-4-0		
8-1-0	0-0-0	0-0-0		HOME		0-0-0		0-0-0		8-1-0		
3-6-0	1-1-0	0-0-		AWAY		0-3-0		0-1-0		2-1-0		
4-5-0	0-0-0	0-1-0		NEUTRAL		0-1-0		2-1-0		2-2-0		
13-8-0	0-0-0	2-1-0		CONFERENCE		2-4-0		3-0-0		6-3-0		
8-4-0	0-0-0	0-0-0		HOME		1-2-0		3-0-0		4-2-0		
5-4-0	0-0-0	2-1-0		AWAY		1-2-0		0-0-0		2-1-0		
0-0-0	0-0-0	0-0-0		NEUTRAL		0-0-0		0-0-0		0-0-0		
RPI S	Opponent	Score		RPI S	Opponent	Score		RPI S	Opponent	Score		
12 A	Virginia	5	2	43 A	Louisville	3	2	62 N	Ohio St.	7	14	
12 A	Virginia	4	10	43 A	Louisville	9	4	89 H	Rutgers	2	10	
				43 A	Louisville	7	12	89 H	Rutgers	6	9	
				44 N	Michigan St.	3	4	89 H	Rutgers	3	0	
								90 A	Connecticut	1	7	
								90 A	Connecticut	1	2	
								90 A	Connecticut	10	6	
								100 A	Tennessee	2	10	
								100 A	Tennessee	2	3	
								100 A	Tennessee	2	9	

Non-Div. I Games:

Seton Hall



170	H	West Virginia	3	1
170	H	West Virginia	11	9

RPI	S	Opponent	Score	
255	H	Wagner	9	1
256	H	Iona	4	1
270	N	Akron	3	2
271	H	Lafayette	4	3
295	H	NYIT	16	7

S  
e  
t  
o  
n  
H  
a  
l  
l

S  
e  
t  
o  
n  
H  
a  
l  
l



Average RPI Win: 228		WON-LOST RECORD		WINNING PCT. RANK		LAST 15 GAMES		STRENGTH OF SCHEDULE		OPP. STRENGTH OF SCHEDULE		TEAM RPI		ADJ RPI		CONF. RPI		ADJ CONF. RPI	
DIV. I ONLY		36-11-0		.76596 7		13-2-0		269		223		103		.52292 106		27		26	
DIV. I NON-CONF.		22-8-0		.73333 32		3-0-0		254		226		96		.5277 98		26		26	
TOTALS		RPI 1-25		RPI 26-50		W-L RECORDS		RPI 51-100		RPI 101-150		RPI 150+							
36-11-0		0-3-0		0-0-0		OVERALL		0-0-0		4-3-0		32-5-0							
18-2-0		0-0-0		0-0-0		HOME		0-0-0		1-0-0		17-2-0							
15-8-0		0-3-0		0-0-0		AWAY		0-0-0		3-3-0		12-2-0							
3-1-0		0-0-0		0-0-0		NEUTRAL		0-0-0		0-0-0		3-1-0							
22-8-0		0-3-0		0-0-0		NON-CONFERENCE		0-0-0		4-3-0		18-2-0							
10-0-0		0-0-0		0-0-0		HOME		0-0-0		1-0-0		9-0-0							
9-7-0		0-3-0		0-0-		AWAY		0-0-0		3-3-0		6-1-0							
3-1-0		0-0-0		0-0-0		NEUTRAL		0-0-0		0-0-0		3-1-0							
14-3-0		0-0-0		0-0-0		CONFERENCE		0-0-0		0-0-0		14-3-0							
8-2-0		0-0-0		0-0-0		HOME		0-0-0		0-0-0		8-2-0							
6-1-0		0-0-0		0-0-0		AWAY		0-0-0		0-0-0		6-1-0							
0-0-0		0-0-0		0-0-0		NEUTRAL		0-0-0		0-0-0		0-0-0							
RPI	S	Opponent		Score		RPI	S	Opponent		Score		RPI	S	Opponent		Score			
23	A	East Carolina		0	1							121	H	Rhode Island		8	2		
23	A	East Carolina		3	4							132	A	Minnesota		5	4		
23	A	East Carolina		1	2							132	A	Minnesota		1	7		
												141	A	Holy Cross		1	3		
												141	A	Holy Cross		3	5		
												150	A	Columbia		6	5		
												150	A	Columbia		11	10		
												152	A	Nicholls St.		8	6		
												152	A	Nicholls St.		4	1		
												171	H	Marist		14	5		
												175	N	Kansas		4	0		
												175	N	Kansas		1	3		
												187	H	Binghamton		1	3		
												187	H	Binghamton		8	0		
												187	H	Binghamton		3	0		
												187	H	Binghamton		2	5		
												187	H	Binghamton		9	2		
												187	H	Binghamton		2	1		
												207	H	Central Conn. St.		4	3		
												208	A	Fordham		11	2		
												227	A	Fairleigh Dickinson		17	5		
												227	H	Fairleigh Dickinson		9	0		
												230	A	Albany (NY)		9	2		
												230	A	Albany (NY)		6	7		
												230	A	Albany (NY)		13	3		
												230	A	Albany (NY)		6	4		
												250	A	Fairfield		6	4		
				LAST 15 GAMES															
						187	H	Binghamton		8	0	207	H	Central Conn. St.		4	3		
						187	H	Binghamton		1	3	280	H	Hartford		9	4		
						187	H	Binghamton		3	0	280	H	Hartford		4	0		
						288	A	UMBC		17	1								
						288	A	UMBC		13	6								

Non-Div. I Games:

Stony Brook



288	A	UMBC	5	0
250	A	Fairfield	6	4

RPI	S	Opponent	Score	
256	H	Iona	12	7
256	H	Iona	10	3
264	N	Alabama St.	3	2
264	N	Alabama St.	6	0
272	A	Yale	2	1
272	A	Yale	0	1
272	H	Yale	10	0
272	H	Yale	13	2
280	H	Hartford	4	0
280	H	Hartford	6	0
280	H	Hartford	9	4
280	H	Hartford	7	5
288	A	UMBC	13	6
288	A	UMBC	17	1
288	A	UMBC	5	0
295	H	NYIT	6	0
295	H	NYIT	10	1

Stony Brook

S  
t  
o  
n  
y  
B  
r  
o  
o  
k

S  
t  
o  
n  
y  
B  
r  
o  
o  
k



Average RPI Win:	162	WON-LOST RECORD	WINNING PCT. RANK	LAST 15 GAMES	STRENGTH OF SCHEDULE	OPP. STRENGTH OF SCHEDULE	TEAM RPI	ADJ RPI	CONF. RPI	ADJ CONF. RPI		
DIV. I ONLY		27-21-0	.5625	106	7-8-0	135	152	108	.52232	107	7	8
DIV. I NON-CONF.		20-13-0	.60606	86	4-5-0	196	184	118	.51788	116	10	10
<hr/>												
TOTALS	RPI 1-25	RPI 26-50		W-L RECORDS		RPI 51-100		RPI 101-150		RPI 150+		
27-21-0	0-3-0	3-1-0		OVERALL		2-3-0		8-7-0		14-7-0		
15-9-0	0-0-0	2-1-0		HOME		2-2-0		3-2-0		8-4-0		
12-12-0	0-3-0	1-0-0		AWAY		0-1-0		5-5-0		6-3-0		
0-0-0	0-0-0	0-0-0		NEUTRAL		0-0-0		0-0-0		0-0-0		
20-13-0	0-3-0	1-0-0		NON-CONFERENCE		1-1-0		6-3-0		12-6-0		
11-4-0	0-0-0	0-0-0		HOME		1-0-0		2-0-0		8-4-0		
9-9-0	0-3-0	1-0-		AWAY		0-1-0		4-3-0		4-2-0		
0-0-0	0-0-0	0-0-0		NEUTRAL		0-0-0		0-0-0		0-0-0		
7-8-0	0-0-0	2-1-0		CONFERENCE		1-2-0		2-4-0		2-1-0		
4-5-0	0-0-0	2-1-0		HOME		1-2-0		1-2-0		0-0-0		
3-3-0	0-0-0	0-0-0		AWAY		0-0-0		1-2-0		2-1-0		
0-0-0	0-0-0	0-0-0		NEUTRAL		0-0-0		0-0-0		0-0-0		
RPI S	Opponent	Score	RPI S	Opponent	Score	RPI S	Opponent	Score	RPI S	Opponent	Score	
22 A	Dallas Baptist	4 10	45 H	Wichita St.	4 1	56 H	Indiana St.	3 2	101 H	Bradley	5 6	
22 A	Dallas Baptist	2 5	45 H	Wichita St.	9 14	56 H	Indiana St.	0 6	101 H	Bradley	4 2	
22 A	Dallas Baptist	1 14	45 H	Wichita St.	5 4	56 H	Indiana St.	0 2	101 H	Bradley	2 7	
			47 A	Vanderbilt	5 3	77 A	Belmont	0 2	108 A	Lipscomb	4 3	
						77 H	Belmont	1 0	108 H	Lipscomb	5 0	
									111 A	Southern Ill.	1 9	
									111 A	Southern Ill.	6 11	
									111 A	Southern Ill.	6 2	
									140 A	Arkansas St.	2 3	
									140 A	Arkansas St.	5 1	
									140 A	Arkansas St.	4 5	
									140 A	Arkansas St.	2 4	
									144 A	Austin Peay	7 3	
									145 A	SIU Edwardsville	8 6	
									145 H	SIU Edwardsville	10 2	
									162 H	Eastern Ill.	5 1	
									162 H	Eastern Ill.	3 9	
									173 A	Western Ky.	7 2	
									198 A	Murray St.	1 3	
									198 H	Murray St.	13 2	
									200 A	Creighton	8 4	
									200 A	Creighton	2 3	
									200 A	Creighton	1 0	
									211 A	Tennessee Tech	4 1	
									211 A	Tennessee Tech	11 6	
									211 A	Tennessee Tech	2 10	
									214 H	Dayton	3 4	
LAST 15 GAMES			LAST 15 GAMES			LAST 15 GAMES			LAST 15 GAMES			
22 A	Dallas Baptist	2 5	198 H	Murray St.	13 2	22 A	Dallas Baptist	1 14	214 H	Dayton	5 9	
22 A	Dallas Baptist	4 10	22 A	Dallas Baptist	1 14	214 H	Dayton	3 4	211 A	Tennessee Tech	11 6	
77 H	Belmont	1 0							211 A	Tennessee Tech	2 10	
101 H	Bradley	5 6							214 H	Dayton	3 4	

Non-Div. I Games:

Evansville



101	H	Bradley	4	2
101	H	Bradley	2	7

RPI	S	Opponent	Score	
214	H	Dayton	5	9
214	H	Dayton	7	6
215	H	Western Mich.	11	10
215	H	Western Mich.	1	5
215	H	Western Mich.	8	7
266	A	UT Martin	9	5
266	H	UT Martin	6	5
287	H	IPFW	4	2
287	H	IPFW	9	1

E  
v  
a  
n  
s  
v  
i  
l  
l  
e

E  
v  
a  
n  
s  
v  
i  
l  
l  
e



Average RPI Win: 139		WON-LOST RECORD		WINNING PCT. RANK		LAST 15 GAMES		STRENGTH OF SCHEDULE		OPP. STRENGTH OF SCHEDULE		TEAM RPI		ADJ RPI		CONF. RPI		ADJ CONF. RPI											
DIV. I ONLY		22-25-0		.46809 167		7-8-0		39		148		104		.52203 108		10		10											
DIV. I NON-CONF.		11-15-0		.42308 196		4-2-0		48		186		143		.50314 147		12		12											
TOTALS		RPI 1-25		RPI 26-50		W-L RECORDS		RPI 51-100		RPI 101-150		RPI 150+																	
22-25-0		0-2-0		0-2-0		OVERALL		4-10-0		13-8-0		5-3-0																	
20-10-0		0-2-0		0-0-0		HOME		4-2-0		12-5-0		4-1-0																	
2-13-0		0-0-0		0-2-0		AWAY		0-6-0		1-3-0		1-2-0																	
0-2-0		0-0-0		0-0-0		NEUTRAL		0-2-0		0-0-0		0-0-0																	
11-15-0		0-2-0		0-2-0		NON-CONFERENCE		2-3-0		4-5-0		5-3-0																	
10-8-0		0-2-0		0-0-0		HOME		2-1-0		4-4-0		4-1-0																	
1-5-0		0-0-0		0-0-0		AWAY		0-0-0		0-1-0		1-2-0																	
0-2-0		0-0-0		0-0-0		NEUTRAL		0-2-0		0-0-0		0-0-0																	
11-10-0		0-0-0		0-0-0		CONFERENCE		2-7-0		9-3-0		0-0-0																	
10-2-0		0-0-0		0-0-0		HOME		2-1-0		8-1-0		0-0-0																	
1-8-0		0-0-0		0-0-0		AWAY		0-6-0		1-2-0		0-0-0																	
0-0-0		0-0-0		0-0-0		NEUTRAL		0-0-0		0-0-0		0-0-0																	
RPI	S	Opponent		Score		RPI	S	Opponent		Score		RPI	S	Opponent		Score		RPI	S	Opponent		Score							
25	H	San Diego		2	3	39	A	Mississippi St.		6	16	53	A	Stetson		2	4	102	A	North Florida		1	6						
25	H	San Diego		9	13	39	A	Mississippi St.		4	6	53	A	Stetson		2	7	102	A	North Florida		0	6						
												53	A	Stetson		2	3	102	A	North Florida		6	1						
												71	A	S.C. Upstate		9	10	107	A	Evansville		0	5						
												71	A	S.C. Upstate		1	2	107	H	Evansville		3	4						
												71	A	S.C. Upstate		0	7	115	H	Mercer		7	4						
												79	H	Kennesaw St.		2	1	115	H	Mercer		11	3						
												79	H	Kennesaw St.		2	1	115	H	Mercer		7	2						
												79	H	Kennesaw St.		2	6	117	H	Kent St.		0	4						
												84	H	Campbell		2	5	117	H	Kent St.		3	16						
												84	H	Campbell		6	2	117	H	Kent St.		2	1						
												84	H	Campbell		10	4	126	H	Fla. Gulf Coast		3	2						
												90	N	Connecticut		5	6	126	H	Fla. Gulf Coast		2	8						
												90	N	Connecticut		2	4	126	H	Fla. Gulf Coast		11	0						
																		138	H	Saint Louis		8	4						
																		144	H	Austin Peay		7	12						
																		146	H	East Tenn. St.		7	4						
																		146	H	East Tenn. St.		5	1						
																		146	H	East Tenn. St.		6	2						
																		147	H	Middle Tenn.		3	1						
																		147	H	Middle Tenn.		3	2						
																		173	A	Western Ky.		7	6						
																		173	H	Western Ky.		3	4						
																		204	H	Siena		11	1						
																		204	H	Siena		17	6						
																		204	H	Siena		13	5						
																		211	A	Tennessee Tech		8	9						
																								</					



84	H	Campbell	2	5
173	A	Western Ky.	7	6

RPI	S	Opponent	Score	
266	A	UT Martin	3	4
266	H	UT Martin	15	4



Average RPI Win:	151	WON-LOST RECORD	WINNING PCT. RANK	LAST 15 GAMES	STRENGTH OF SCHEDULE	OPP. STRENGTH OF SCHEDULE	TEAM RPI	ADJ RPI	CONF. RPI	ADJ CONF. RPI				
Average RPI Loss:	96													
DIV. I ONLY		25-22-0	.53191	119	6-9-0	152	56	113	.51975	109	5	5		
DIV. I NON-CONF.		16-13-0	.55172	114	0-3-0	218	76	150	.50431	142	4	4		
<hr/>														
TOTALS	RPI 1-25	RPI 26-50		W-L RECORDS		RPI 51-100		RPI 101-150		RPI 150+				
25-22-0	3-7-0	0-4-0		OVERALL		4-0-0		4-3-0		14-8-0				
17-8-0	1-2-0	0-0-0		HOME		3-0-0		4-1-0		9-5-0				
7-10-0	2-2-0	0-3-0		AWAY		1-0-0		0-2-0		4-3-0				
1-4-0	0-3-0	0-1-0		NEUTRAL		0-0-0		0-0-0		1-0-0				
16-13-0	1-3-0	0-1-0		NON-CONFERENCE		1-0-0		2-2-0		12-7-0				
11-5-0	0-0-0	0-0-0		HOME		0-0-0		2-0-0		9-5-0				
4-4-0	1-0-0	0-0-		AWAY		1-0-0		0-2-0		2-2-0				
1-4-0	0-3-0	0-1-0		NEUTRAL		0-0-0		0-0-0		1-0-0				
9-9-0	2-4-0	0-3-0		CONFERENCE		3-0-0		2-1-0		2-1-0				
6-3-0	1-2-0	0-0-0		HOME		3-0-0		2-1-0		0-0-0				
3-6-0	1-2-0	0-3-0		AWAY		0-0-0		0-0-0		2-1-0				
0-0-0	0-0-0	0-0-0		NEUTRAL		0-0-0		0-0-0		0-0-0				
RPI	S	Opponent	Score		RPI	S	Opponent	Score		RPI	S	Opponent	Score	
5	N	LSU	3	8	39	N	Mississippi St.	0	5	64	A	Auburn	5	4
7	N	Purdue	9	10	49	A	Tulane	2	3	70	H	Memphis	2	0
18	A	Rice	2	1	49	A	Tulane	3	4	70	H	Memphis	2	1
18	A	Rice	3	6	49	A	Tulane	5	9	70	H	Memphis	2	1
18	A	Rice	6	8										
19	A	Ole Miss	10	0										
19	N	Ole Miss	0	3										
20	H	UCF	1	0										
20	H	UCF	6	11										
20	H	UCF	3	12										
					LAST 15 GAMES									
					49	A	Tulane	3	4	39	N	Mississippi St.	0	5
					49	A	Tulane	2	3	70	H	Memphis	2	1
					49	A	Tulane	5	9	70	H	Memphis	2	0
					19	N	Ole Miss	0	3					
					220	A	Marshall	5	3					
										220	A	Marshall	1	2
										220	A	Marshall	5	3
										220	A	Marshall	2	0
										222	N	Charleston So.	16	2
										267	H	Alcorn St.	17	3
										267	H	Alcorn St.	13	1

Non-Div. I Games:

Southern Miss.



Southern Miss.

220	A	Marshall	1	2
220	A	Marshall	2	0

Through Games Of Sunday, May 6

RPI	S	Opponent	Score	
267	H	Alcorn St.	9	7
291	H	Mississippi Val.	5	1

Southern Miss.

S  
o  
u  
t  
h  
e  
r  
n  
M  
i  
s  
s  
.

S  
o  
u  
t  
h  
e  
r  
n  
M  
i  
s  
s  
.



Average RPI Win: 168		WON-LOST RECORD		WINNING PCT. RANK		LAST 15 GAMES		STRENGTH OF SCHEDULE		OPP. STRENGTH OF SCHEDULE		TEAM RPI		ADJ RPI		CONF. RPI		ADJ CONF. RPI	
DIV. I ONLY		32-20-0		.61538 64		7-8-0		178		191		109		.51908 110		17		17	
DIV. I NON-CONF.		17-8-0		.68 53		3-3-0		169		233		77		.53825 79		18		18	
TOTALS		RPI 1-25		RPI 26-50		W-L RECORDS		RPI 51-100		RPI 101-150		RPI 150+							
32-20-0		0-1-0		4-2-0		OVERALL		3-0-0		2-1-0		23-16-0							
15-9-0		0-0-0		1-0-0		HOME		0-0-0		2-1-0		12-8-0							
13-10-0		0-0-0		1-2-0		AWAY		3-0-0		0-0-0		9-8-0							
4-1-0		0-1-0		2-0-0		NEUTRAL		0-0-0		0-0-0		2-0-0							
17-8-0		0-1-0		4-2-0		NON-CONFERENCE		0-0-0		0-0-0		13-5-0							
7-2-0		0-0-0		1-0-0		HOME		0-0-0		0-0-0		6-2-0							
6-5-0		0-0-0		1-0-		AWAY		0-0-0		0-0-0		5-3-0							
4-1-0		0-1-0		2-0-0		NEUTRAL		0-0-0		0-0-0		2-0-0							
15-12-0		0-0-0		0-0-0		CONFERENCE		3-0-0		2-1-0		10-11-0							
8-7-0		0-0-0		0-0-0		HOME		0-0-0		2-1-0		6-6-0							
7-5-0		0-0-0		0-0-0		AWAY		3-0-0		0-0-0		4-5-0							
0-0-0		0-0-0		0-0-0		NEUTRAL		0-0-0		0-0-0		0-0-0							
RPI S	Opponent	Score		RPI S	Opponent	Score		RPI S	Opponent	Score		RPI S	Opponent	Score					
13 N	North Carolina St.	5	8	29 N	Appalachian St.	2	1	92 A	VCU	7	4	103 H	Hofstra	5	3				
				32 N	Virginia Tech	7	1	92 A	VCU	4	2	103 H	Hofstra	3	8				
				35 A	Maryland	7	6	92 A	VCU	2	0	103 H	Hofstra	6	4				
				35 H	Maryland	5	3					154 H	Bryant	6	18				
				50 A	Elon	1	4					154 H	Bryant	1	0				
				50 A	Elon	3	4					154 H	Bryant	12	3				
												157 H	Delaware	1	3				
												157 H	Delaware	1	2				
												157 H	Delaware	5	8				
												170 N	West Virginia	1	0				
												174 H	William & Mary	3	6				
												174 H	William & Mary	8	2				
												174 H	William & Mary	5	4				
												179 A	Towson	3	11				
												179 A	Towson	1	6				
												179 A	Towson	4	8				
												182 H	Georgia St.	3	8				
												182 H	Georgia St.	3	1				
												182 H	Georgia St.	6	3				
												196 H	Old Dominion	1	5				
												196 H	Old Dominion	16	6				
												196 H	Old Dominion	7	1				
												206 A	Richmond	12	10				
												206 H	Richmond	7	4				
												212 A	Northeastern	7	1				
												212 A	Northeastern	3	6				
												212 A	Northeastern	7	5				
LAST 15 GAMES				157 H	Delaware	1	3	221 A	James Madison	3	2	206 A	Richmond	12	10				
				157 H	Delaware	1	2	297 A	Coppin St.	4	5	206 H	Richmond	7	4				
				157 H	Delaware	5	8	223 A	Georgetown	6	3	212 A	Northeastern	7	1				
				35 H	Maryland	5	3					212 A	Northeastern	3	6				
				206 H	Richmond	7	4					212 A	Northeastern	7	5				

Non-Div. I Games:

George Mason



221	A	James Madison	6	5
221	A	James Madison	2	5

RPI	S	Opponent	Score	
216	N	Iowa	12	3
221	A	James Madison	3	2
221	A	James Madison	6	5
221	A	James Madison	2	5
223	A	Georgetown	6	3
223	H	Georgetown	12	8
226	A	George Washington	2	10
226	H	George Washington	5	4
236	A	Rider	12	1
249	H	Temple	19	4
254	A	Navy	8	6
261	A	Longwood	7	9
261	H	Longwood	6	8
284	A	Mt. St. Mary's	5	2
297	A	Coppin St.	4	5

G  
e  
o  
r  
g  
e  
M  
a  
s  
o  
n

G  
e  
o  
r  
g  
e  
M  
a  
s  
o  
n



Average RPI Win: 155		WON-LOST RECORD		WINNING PCT. RANK		LAST 15 GAMES		STRENGTH OF SCHEDULE		OPP. STRENGTH OF SCHEDULE		TEAM RPI		ADJ RPI		CONF. RPI		ADJ CONF. RPI				
DIV. I ONLY		25-23-0		.52083 134		7-8-0		116		99		111		.51868 111		7		8				
DIV. I NON-CONF.		16-14-0		.53333 128		3-3-0		201		114		152		.50147 152		10		10				
TOTALS		RPI 1-25		RPI 26-50		W-L RECORDS		RPI 51-100		RPI 101-150		RPI 150+										
25-23-0		0-3-0		2-4-0		OVERALL		2-6-0		7-4-0		14-6-0										
14-7-0		0-0-0		0-0-0		HOME		0-1-0		5-3-0		9-3-0										
9-15-0		0-3-0		2-4-0		AWAY		2-4-0		2-1-0		3-3-0										
2-1-0		0-0-0		0-0-0		NEUTRAL		0-1-0		0-0-0		2-0-0										
16-14-0		0-3-0		0-0-0		NON-CONFERENCE		2-3-0		3-2-0		11-6-0										
7-5-0		0-0-0		0-0-0		HOME		0-1-0		1-1-0		6-3-0										
7-8-0		0-3-0		0-0-		AWAY		2-1-0		2-1-0		3-3-0										
2-1-0		0-0-0		0-0-0		NEUTRAL		0-1-0		0-0-0		2-0-0										
9-9-0		0-0-0		2-4-0		CONFERENCE		0-3-0		4-2-0		3-0-0										
7-2-0		0-0-0		0-0-0		HOME		0-0-0		4-2-0		3-0-0										
2-7-0		0-0-0		2-4-0		AWAY		0-3-0		0-0-0		0-0-0										
0-0-0		0-0-0		0-0-0		NEUTRAL		0-0-0		0-0-0		0-0-0										
RPI	S	Opponent		Score		RPI	S	Opponent		Score		RPI	S	Opponent		Score						
22	A	Dallas Baptist		8	11	34	A	Missouri St.		8	3	53	A	Stetson		11	8	101	H	Bradley	6	5
22	A	Dallas Baptist		6	11	34	A	Missouri St.		0	1	57	A	Illinois St.		3	5	101	H	Bradley	7	2
22	A	Dallas Baptist		8	12	34	A	Missouri St.		6	12	57	A	Illinois St.		1	8	101	H	Bradley	4	8
						45	A	Wichita St.		10	3	57	A	Illinois St.		2	3	102	A	North Florida	16	12
						45	A	Wichita St.		3	4	66	A	Illinois		7	3	102	A	North Florida	4	7
						45	A	Wichita St.		7	10	66	H	Illinois		2	8	102	A	North Florida	4	2
												66	N	Illinois		5	13	107	H	Evansville	9	1
												77	A	Belmont		7	14	107	H	Evansville	2	6
																		107	H	Evansville	11	6
																		147	H	Middle Tenn.	5	14
																		147	H	Middle Tenn.	5	3
																		162	H	Eastern Ill.	1	5
																		173	A	Western Ky.	8	3
																		173	A	Western Ky.	10	3
																		173	A	Western Ky.	9	10
																		182	N	Georgia St.	5	4
																		195	H	Jacksonville St.	10	5
																		195	H	Jacksonville St.	3	2
																		195	H	Jacksonville St.	13	5
																		198	A	Murray St.	13	10
																		198	H	Murray St.	2	7
																		200	H	Creighton	6	5
																		200	H	Creighton	7	6
																		200	H	Creighton	4	0
																		232	A	Southeast Mo. St.	1	4
																		232	H	Southeast Mo. St.	9	5
																		246	N	Penn	11	4
				LAST 15 GAMES																		
				57	A	Illinois St.		1	8	232	H	Southeast Mo. St.		9	5							
				57	A	Illinois St.		3	5	200	H	Creighton		6	5							
				57	A	Illinois St.		2	3	200	H	Creighton		7	6							
				66	A	Illinois		7	3													
				34	A	Missouri St.		6	12													

Non-Div. I Games:

Southern Ill.



Southern Ill.

34	A	Missouri St.	8	3
34	A	Missouri St.	0	1

Through Games Of Sunday, May 6

RPI	S	Opponent	Score	
248	H	Northern Ill.	6	4
248	H	Northern Ill.	4	9
266	A	UT Martin	4	9
266	H	UT Martin	10	3

Southern Ill.

S  
o  
u  
t  
h  
e  
r  
n  
I  
l  
l  
.

S  
o  
u  
t  
h  
e  
r  
n  
I  
l  
l  
.



[illegible]

**Non-Div. I Games:**

Oral Roberts



273	A	South Dakota St.	9	3
273	A	South Dakota St.	6	1

RPI	S	Opponent	Score	
291	H	Mississippi Val.	4	3
291	H	Mississippi Val.	20	4
291	H	Mississippi Val.	8	1

Oral Roberts

O  
r  
a  
l  
R  
o  
b  
e  
r  
t  
s

O  
r  
a  
l  
R  
o  
b  
e  
r  
t  
s



Average RPI Win:		148	WON-LOST RECORD		WINNING PCT. RANK		LAST 15 GAMES		STRENGTH OF SCHEDULE		OPP. STRENGTH OF SCHEDULE		TEAM RPI		ADJ RPI		CONF. RPI		ADJ CONF. RPI			
Average RPI Loss:		110																				
DIV. I ONLY			25-23-0		.52083 134		8-7-0		119		97		112		.5182 113		9		9			
DIV. I NON-CONF.			16-16-0		.5 139		1-1-0		168		102		151		.50184 149		11		11			
TOTALS		RPI 1-25		RPI 26-50		W-L RECORDS		RPI 51-100		RPI 101-150		RPI 150+										
25-23-0		0-3-0		2-2-0		OVERALL		3-4-0		5-6-0		15-8-0										
14-9-0		0-0-0		2-2-0		HOME		2-2-0		1-3-0		9-2-0										
11-14-0		0-3-0		0-0-0		AWAY		1-2-0		4-3-0		6-6-0										
0-0-0		0-0-0		0-0-0		NEUTRAL		0-0-0		0-0-0		0-0-0										
16-16-0		0-3-0		0-0-0		NON-CONFERENCE		1-3-0		2-3-0		13-7-0										
10-6-0		0-0-0		0-0-0		HOME		0-1-0		1-3-0		9-2-0										
6-10-0		0-3-0		0-0-		AWAY		1-2-0		1-0-0		4-5-0										
0-0-0		0-0-0		0-0-0		NEUTRAL		0-0-0		0-0-0		0-0-0										
9-7-0		0-0-0		2-2-0		CONFERENCE		2-1-0		3-3-0		2-1-0										
4-3-0		0-0-0		2-2-0		HOME		2-1-0		0-0-0		0-0-0										
5-4-0		0-0-0		0-0-0		AWAY		0-0-0		3-3-0		2-1-0										
0-0-0		0-0-0		0-0-0		NEUTRAL		0-0-0		0-0-0		0-0-0										
RPI	S	Opponent		Score		RPI	S	Opponent		Score		RPI	S	Opponent		Score						
3	A	UCLA		2	5	27	H	New Mexico St.		4	16	61	A	Utah Valley		8	13	119	A	Louisiana Tech	11	6
3	A	UCLA		2	11	27	H	New Mexico St.		8	7	61	A	Utah Valley		6	10	119	A	Louisiana Tech	2	1
3	A	UCLA		2	6	27	H	New Mexico St.		10	7	61	A	Utah Valley		13	3	119	A	Louisiana Tech	5	7
						27	H	New Mexico St.		1	6	81	H	Nevada		1	9	120	A	San Francisco	3	1
												81	H	Nevada		8	7	120	H	San Francisco	1	10
												81	H	Nevada		2	0	124	H	Cal St. Northridge	4	6
												86	H	St. Mary's (CA)		2	7	124	H	Cal St. Northridge	2	0
																		124	H	Cal St. Northridge	3	5
																		133	A	Fresno St.	6	10
																		133	A	Fresno St.	6	8
																		133	A	Fresno St.	9	7
																		165	A	CSU Bakersfield	2	5
																		165	A	CSU Bakersfield	4	11
																		165	A	CSU Bakersfield	2	0
																		166	H	Dartmouth	11	3
																		166	H	Dartmouth	4	12
																		166	H	Dartmouth	1	6
																		166	H	Dartmouth	8	2
																		166	H	Dartmouth	1	0
																		169	A	UC Riverside	0	1
																		169	A	UC Riverside	4	15
																		169	A	UC Riverside	5	2
																		186	H	Seattle	9	6
																		186	H	Seattle	8	7
																		186	H	Seattle	6	5
																		193	A	San Jose St.	7	2
																		193	A	San Jose St.	7	8
				LAST 15 GAMES																		
						133	A	Fresno St.		6	8	81	H	Nevada		1	9	186	H	Seattle	9	6
						133	A	Fresno St.		6	10	81	H	Nevada		8	7	186	H	Seattle	8	7
						133	A	Fresno St.		9	7	81	H	Nevada		2	0	186	H	Seattle	6	5
						120	H	San Francisco		1	10							193	A	San Jose St.	7	2
						193	A	San Jose St.		7	8							193	A	San Jose St.	7	8

Non-Div. I Games:

Sacramento St.



Sacramento St.

193	A	San Jose St.	8	3
193	A	San Jose St.	7	2

Through Games Of Sunday, May 6

RPI	S	Opponent	Score	
193	A	San Jose St.	8	3
197	A	UC Davis	8	5
197	H	UC Davis	11	4
200	H	Creighton	7	2
202	A	Utah	6	2
239	A	Pacific	10	13
239	H	Pacific	6	3

Sacramento St.

S  
a  
c  
r  
a  
m  
e  
n  
t  
o  
s  
t  
.

S  
a  
c  
r  
a  
m  
e  
n  
t  
o  
s  
t  
.



Average RPI Win: 207		WON-LOST	WINNING	LAST 15	STRENGTH OF		OPP. STRENGTH	TEAM	ADJ	CONF.	ADJ CONF.
Average RPI Loss: 154		RECORD	PCT. RANK	GAMES	SCHEDULE		OF SCHEDULE	RPI	RPI	RPI	RPI
DIV. I ONLY		29-16-0	.64444	47	9-5-0		213	211	114	.51793	114
DIV. I NON-CONF.		12-9-0	.57143	101	3-1-0		94	95	82	.53777	80
TOTALS		RPI 1-25	RPI 26-50		W-L RECORDS		RPI 51-100		RPI 101-150		RPI 150+
29-16-0		2-4-0	0-0-0		OVERALL		0-0-0		5-3-0		22-9-0
13-7-0		0-0-0	0-0-0		HOME		0-0-0		1-2-0		12-5-0
14-6-0		2-4-0	0-0-0		AWAY		0-0-0		3-0-0		9-2-0
2-3-0		0-0-0	0-0-0		NEUTRAL		0-0-0		1-1-0		1-2-0
12-9-0		2-4-0	0-0-0		NON-CONFERENCE		0-0-0		1-1-0		9-4-0
3-2-0		0-0-0	0-0-0		HOME		0-0-0		0-0-0		3-2-0
7-4-0		2-4-0	0-0-		AWAY		0-0-0		0-0-0		5-0-0
2-3-0		0-0-0	0-0-0		NEUTRAL		0-0-0		1-1-0		1-2-0
17-7-0		0-0-0	0-0-0		CONFERENCE		0-0-0		4-2-0		13-5-0
10-5-0		0-0-0	0-0-0		HOME		0-0-0		1-2-0		9-3-0
7-2-0		0-0-0	0-0-0		AWAY		0-0-0		3-0-0		4-2-0
0-0-0		0-0-0	0-0-0		NEUTRAL		0-0-0		0-0-0		0-0-0
RPI S	Opponent	Score		RPI S	Opponent	Score		RPI S	Opponent	Score	
8 A	North Carolina	0	14					105 N	Seton Hall	4	11
8 A	North Carolina	0	3					105 N	Seton Hall	10	8
8 A	North Carolina	3	17					142 A	Valparaiso	4	3
10 A	Kentucky	1	9					142 A	Valparaiso	4	2
12 A	Virginia	5	4					142 A	Valparaiso	7	6
13 A	North Carolina St.	5	4					142 H	Valparaiso	11	12
								142 H	Valparaiso	3	4
								142 H	Valparaiso	3	2
								153 N	Monmouth	2	10
								154 N	Bryant	0	2
								155 A	Xavier	5	2
								181 A	Miami (OH)	2	1
								190 A	Toledo	5	4
								214 H	Dayton	7	6
								229 A	Cincinnati	10	1
								229 N	Cincinnati	3	2
								232 H	Southeast Mo. St.	6	5
								232 H	Southeast Mo. St.	2	0
								232 H	Southeast Mo. St.	7	10
								235 H	Bowling Green	6	8
								241 A	Ill.-Chicago	2	3
								241 A	Ill.-Chicago	4	3
								241 A	Ill.-Chicago	2	0
								241 H	Ill.-Chicago	1	5
								241 H	Ill.-Chicago	8	0
								241 H	Ill.-Chicago	13	7
								242 H	Milwaukee	8	3
LAST 15 GAMES											
				142 H	Valparaiso	3	4	214 H	Dayton	7	6
				142 H	Valparaiso	3	2	241 A	Ill.-Chicago	4	3
				142 H	Valparaiso	11	12	241 A	Ill.-Chicago	2	0
				229 A	Cincinnati	10	1				
				268 H	Butler	4	2				

Non-Div. I Games: Urbana 6 3 Wilmington (OH) 20 3 Taylor (IN) 6 3 Wright St.



Wright St.

268 H Butler	12	1
268 H Butler	7	9

Through Games Of Sunday, May 6

RPI	S	Opponent	Score	
242	H	Milwaukee	10	9
242	H	Milwaukee	7	9
244	A	Ohio	7	1
268	A	Butler	19	10
268	A	Butler	14	1
268	A	Butler	5	9
268	H	Butler	4	2
268	H	Butler	7	9
268	H	Butler	12	1
290	H	Youngstown St.	32	4
290	H	Youngstown St.	18	2
290	H	Youngstown St.	8	2

Wright St.

W  
r  
i  
g  
h  
t  
S  
t  
.

W  
r  
i  
g  
h  
t  
S  
t  
.



Average RPI Win: 181		WON-LOST RECORD	WINNING PCT. RANK	LAST 15 GAMES	STRENGTH OF SCHEDULE	OPP. STRENGTH OF SCHEDULE	TEAM RPI	ADJ RPI	CONF. RPI	ADJ CONF. RPI					
Average RPI Loss: 96															
DIV. I ONLY		29-18-0	.61702	60	9-6-0	215	120	115	.51714	115	10	10			
DIV. I NON-CONF.		19-6-0	.76	29	3-1-0	261	200	88	.53487	85	12	12			
<hr/>															
TOTALS		RPI 1-25		RPI 26-50		W-L RECORDS		RPI 51-100		RPI 101-150		RPI 150+			
29-18-0		0-0-0		1-3-0		OVERALL		5-6-0		4-8-0		19-1-0			
14-6-0		0-0-0		0-0-0		HOME		4-5-0		0-0-0		10-1-0			
15-12-0		0-0-0		1-3-0		AWAY		1-1-0		4-8-0		9-0-0			
0-0-0		0-0-0		0-0-0		NEUTRAL		0-0-0		0-0-0		0-0-0			
19-6-0		0-0-0		1-3-0		NON-CONFERENCE		1-0-0		1-2-0		16-1-0			
10-1-0		0-0-0		0-0-0		HOME		0-0-0		0-0-0		10-1-0			
9-5-0		0-0-0		1-0-		AWAY		1-0-0		1-2-0		6-0-0			
0-0-0		0-0-0		0-0-0		NEUTRAL		0-0-0		0-0-0		0-0-0			
10-12-0		0-0-0		0-0-0		CONFERENCE		4-6-0		3-6-0		3-0-0			
4-5-0		0-0-0		0-0-0		HOME		4-5-0		0-0-0		0-0-0			
6-7-0		0-0-0		0-0-0		AWAY		0-1-0		3-6-0		3-0-0			
0-0-0		0-0-0		0-0-0		NEUTRAL		0-0-0		0-0-0		0-0-0			
RPI	S	Opponent	Score	RPI	S	Opponent	Score	RPI	S	Opponent	Score				
				31	A	Georgia Tech	4 6	53	H	Stetson	6 7	108	A	Lipscomb	4 7
				39	A	Mississippi St.	1 3	53	H	Stetson	1 8	108	A	Lipscomb	3 11
				39	A	Mississippi St.	3 5	53	H	Stetson	7 4	108	A	Lipscomb	2 7
				39	A	Mississippi St.	6 1	77	H	Belmont	10 4	126	A	Fla. Gulf Coast	4 2
								77	H	Belmont	6 7	126	A	Fla. Gulf Coast	1 4
								77	H	Belmont	7 4	126	A	Fla. Gulf Coast	4 3
								79	A	Kennesaw St.	1 6	130	A	High Point	3 4
								79	H	Kennesaw St.	2 1	130	A	High Point	1 3
								79	H	Kennesaw St.	0 8	130	A	High Point	5 2
								79	H	Kennesaw St.	4 9	146	A	East Tenn. St.	8 13
								91	A	Ga. Southern	12 4	146	A	East Tenn. St.	3 1
												146	A	East Tenn. St.	2 7
												161	H	Presbyterian	9 3
												161	H	Presbyterian	10 3
												161	H	Presbyterian	12 1
												182	A	Georgia St.	12 5
												182	H	Georgia St.	11 0
												189	H	Morehead St.	10 0
												189	H	Morehead St.	2 1
												189	H	Morehead St.	22 6
												189	H	Morehead St.	8 9
				LAST 15 GAMES								213	A	Jacksonville	5 0
				213	A	Jacksonville	8 5	146	A	East Tenn. St.	3 1	213	A	Jacksonville	8 5
				213	A	Jacksonville	5 0	79	A	Kennesaw St.	1 6	213	A	Jacksonville	3 2
				213	A	Jacksonville	3 2	77	H	Belmont	6 7	264	A	Alabama St.	6 0
				264	A	Alabama St.	6 2					264	A	Alabama St.	6 2
				264	A	Alabama St.	6 0					285	A	Savannah St.	8 5

Non-Div. I Games:

Mercer



146	A	East Tenn. St.	2	7
146	A	East Tenn. St.	8	13

RPI	S	Opponent	Score	
285	H	Savannah St.	5	1
292	A	Florida A&M	19	1
292	A	Florida A&M	8	2
292	H	Florida A&M	13	2
292	H	Florida A&M	13	5

Mercer

M  
e  
r  
c  
e  
r

M  
e  
r  
c  
e  
r



Average RPI Win:		125	WON-LOST RECORD		WINNING PCT. RANK		LAST 15 GAMES		STRENGTH OF SCHEDULE		OPP. STRENGTH OF SCHEDULE		TEAM RPI		ADJ RPI		CONF. RPI		ADJ CONF. RPI					
DIV. I ONLY			24-24-0		.5		148		8-7-0		95		116		116		.51709		116		16		16	
DIV. I NON-CONF.			13-11-0		.54167		121		1-2-0		45		29		68		.54374		67		16		16	
TOTALS		RPI 1-25		RPI 26-50		W-L RECORDS		RPI 51-100		RPI 101-150		RPI 150+												
24-24-0		0-2-0		4-2-0		OVERALL		5-3-0		6-5-0		9-12-0												
13-12-0		0-0-0		3-1-0		HOME		3-2-0		3-1-0		4-8-0												
11-12-0		0-2-0		1-1-0		AWAY		2-1-0		3-4-0		5-4-0												
0-0-0		0-0-0		0-0-0		NEUTRAL		0-0-0		0-0-0		0-0-0												
13-11-0		0-2-0		4-2-0		NON-CONFERENCE		4-1-0		1-1-0		4-5-0												
7-3-0		0-0-0		3-1-0		HOME		2-0-0		1-0-0		1-2-0												
6-8-0		0-2-0		1-0-		AWAY		2-1-0		0-1-0		3-3-0												
0-0-0		0-0-0		0-0-0		NEUTRAL		0-0-0		0-0-0		0-0-0												
11-13-0		0-0-0		0-0-0		CONFERENCE		1-2-0		5-4-0		5-7-0												
6-9-0		0-0-0		0-0-0		HOME		1-2-0		2-1-0		3-6-0												
5-4-0		0-0-0		0-0-0		AWAY		0-0-0		3-3-0		2-1-0												
0-0-0		0-0-0		0-0-0		NEUTRAL		0-0-0		0-0-0		0-0-0												
RPI	S	Opponent		Score		RPI	S	Opponent		Score		RPI	S	Opponent		Score		RPI	S	Opponent		Score		
4	A	Baylor		7	8	33	A	TCU		2	9	70	H	Memphis		5	4	109	A	Southern Miss.		5	7	
4	A	Baylor		5	7	48	H	Sam Houston St.		2	0	70	H	Memphis		11	7	109	H	Southern Miss.		2	1	
						48	H	Sam Houston St.		1	9	78	H	Fla. Atlantic		13	5	118	A	FIU		6	8	
						48	H	Sam Houston St.		8	6	78	H	Fla. Atlantic		7	9	118	A	FIU		3	4	
						49	A	Tulane		5	3	78	H	Fla. Atlantic		5	6	118	A	FIU		3	2	
						49	H	Tulane		9	3	100	A	Tennessee		7	4	140	A	Arkansas St.		6	7	
												100	A	Tennessee		0	4	140	A	Arkansas St.		10	1	
												100	A	Tennessee		8	6	140	A	Arkansas St.		9	0	
																		147	H	Middle Tenn.		2	3	
																		147	H	Middle Tenn.		13	7	
																		147	H	Middle Tenn.		13	0	
																		151	A	UTSA		7	2	
																		151	A	UTSA		6	11	
																		151	A	UTSA		7	3	
																		152	H	Nicholls St.		6	10	
																		152	H	Nicholls St.		6	1	
																		152	H	Nicholls St.		4	6	
																		159	A	Northwestern St.		2	3	
																		164	H	La.-Lafayette		7	5	
																		164	H	La.-Lafayette		3	5	
																		164	H	La.-Lafayette		0	5	
								LAST 15 GAMES										172	H	South Ala.		13	20	
								205 H UALR		7	4	159	A	Northwestern St.		2	3	172	H	South Ala.		3	11	
								205 H UALR		7	6	147	H	Middle Tenn.		13	7	172	H	South Ala.		1	8	
								205 H UALR		5	6	147	H	Middle Tenn.		2	3	173	A	Western Ky.		7	6	
								217 A McNeese St.		8	6							173	A	Western Ky.		6	7	
								173 A Western Ky.		7	6							173	A	Western Ky.		14	6	

Non-Div. I Games:

La.-Monroe






173	A	Western Ky.	6	7
173	A	Western Ky.	14	6

RPI	S	Opponent	Score	
175	A	Stephen F. Austin	3	4
205	H	UALR	5	6
205	H	UALR	7	6
205	H	UALR	7	4
217	A	McNeese St.	8	6



K  
e  
n  
t  
s  
t  
.

 Tie,  Loss,  Non-Conf, S Site, H Home, A Away, N Neutral Page 233



Kent St.

215	H	Western Mich.	16	5
127	A	Penn St.	4	6

Through Games Of Sunday, May 6

RPI	S	Opponent	Score	
248	H	Northern Ill.	12	6
248	H	Northern Ill.	5	3
248	H	Northern Ill.	6	1
257	H	Niagara	8	4
259	A	Ball St.	18	2
259	A	Ball St.	7	4
259	A	Ball St.	4	2
265	H	Buffalo	6	3
265	H	Buffalo	6	3
265	H	Buffalo	5	4
290	H	Youngstown St.	14	4

Kent St.

K  
e  
n  
t  
S  
t  
.

K  
e  
n  
t  
S  
t  
.



F  
I  
U

FIU				Through Games Of Sunday, May 6														
Average RPI Win: 176		WON-LOST RECORD	WINNING PCT. RANK	LAST 15 GAMES	STRENGTH OF SCHEDULE	OPP. STRENGTH OF SCHEDULE	TEAM RPI	ADJ RPI		CONF. RPI	ADJ CONF. RPI							
Average RPI Loss: 112																		
DIV. I ONLY		28-20-0	.58333	84	8-7-0	184	119	121	.51669	118	16	16						
DIV. I NON-CONF.		15-9-0	.625	77	3-1-0	192	74	97	.52982	92	16	16						
TOTALS		RPI 1-25	RPI 26-50		W-L RECORDS		RPI 51-100		RPI 101-150		RPI 150+							
28-20-0		1-5-0	0-0-0		OVERALL		1-4-0		7-3-0		19-8-0							
19-10-0		0-0-0	0-0-0		HOME		1-3-0		6-3-0		12-4-0							
9-10-0		1-5-0	0-0-0		AWAY		0-1-0		1-0-0		7-4-0							
0-0-0		0-0-0	0-0-0		NEUTRAL		0-0-0		0-0-0		0-0-0							
15-9-0		1-5-0	0-0-0		NON-CONFERENCE		1-1-0		3-1-0		10-2-0							
11-3-0		0-0-0	0-0-0		HOME		1-0-0		2-1-0		8-2-0							
4-6-0		1-5-0	0-0-		AWAY		0-1-0		1-0-0		2-0-0							
0-0-0		0-0-0	0-0-0		NEUTRAL		0-0-0		0-0-0		0-0-0							
13-11-0		0-0-0	0-0-0		CONFERENCE		0-3-0		4-2-0		9-6-0							
8-7-0		0-0-0	0-0-0		HOME		0-3-0		4-2-0		4-2-0							
5-4-0		0-0-0	0-0-0		AWAY		0-0-0		0-0-0		5-4-0							
0-0-0		0-0-0	0-0-0		NEUTRAL		0-0-0		0-0-0		0-0-0							
RPI	S	Opponent	Score		RPI	S	Opponent	Score		RPI	S	Opponent	Score					
2	A	Florida St.	1	3			63	H	Boston College	14	6	102	H	North Florida	8	10		
2	A	Florida St.	8	5			78	H	Fla. Atlantic	1	5	102	H	North Florida	6	4		
2	A	Florida St.	1	2			78	H	Fla. Atlantic	5	9	116	H	La.-Monroe	8	6		
18	A	Rice	4	5			78	H	Fla. Atlantic	3	9	116	H	La.-Monroe	4	3		
18	A	Rice	2	6			100	A	Tennessee	3	4	116	H	La.-Monroe	2	3		
18	A	Rice	1	8								126	A	Fla. Gulf Coast	7	4		
												126	H	Fla. Gulf Coast	10	3		
												147	H	Middle Tenn.	12	6		
												147	H	Middle Tenn.	8	4		
												147	H	Middle Tenn.	3	13		
												163	H	Troy	11	7		
												163	H	Troy	4	2		
												163	H	Troy	5	3		
												164	A	La.-Lafayette	2	1		
												164	A	La.-Lafayette	4	5		
												164	A	La.-Lafayette	2	1		
												172	A	South Ala.	2	8		
												172	A	South Ala.	7	9		
												172	A	South Ala.	6	4		
												173	A	Western Ky.	4	9		
												173	A	Western Ky.	6	5		
												173	A	Western Ky.	5	3		
												178	H	Bethune-Cookman	6	2		
												178	H	Bethune-Cookman	3	6		
												205	H	UALR	6	7		
												205	H	UALR	4	6		
												205	H	UALR	10	5		
				LAST 15 GAMES														
				147	H	Middle Tenn.	3	13	172	A	South Ala.	7	9	178	H	Bethune-Cookman	6	2
				147	H	Middle Tenn.	12	6	205	H	UALR	4	6	178	H	Bethune-Cookman	3	6
				147	H	Middle Tenn.	8	4	205	H	UALR	6	7	205	H	UALR	6	7
				126	A	Fla. Gulf Coast	7	4						205	H	UALR	4	6
				178	H	Bethune-Cookman	3	6						205	H	UALR	10	5

F  
I  
U

Non-Div. I Games:

FIU



172	A	South Ala.	2	8
172	A	South Ala.	6	4

RPI	S	Opponent	Score	
208	H	Fordham	10	4
208	H	Fordham	8	10
208	H	Fordham	9	2
213	A	Jacksonville	5	4
213	A	Jacksonville	7	2
282	H	Brown	6	5
282	H	Brown	4	3
282	H	Brown	8	3
292	H	Florida A&M	9	4
292	H	Florida A&M	13	0



Average RPI Win:		160	WON-LOST RECORD		WINNING PCT. RANK		LAST 15 GAMES		STRENGTH OF SCHEDULE		OPP. STRENGTH OF SCHEDULE		TEAM RPI		ADJ RPI		CONF. RPI		ADJ CONF. RPI				
DIV. I ONLY			23-22-0		.51111 144		7-8-0		87		130		110		.51665 119		9		9				
DIV. I NON-CONF.			17-13-0		.56667 103		2-0-0		145		156		110		.51863 115		11		11				
TOTALS		RPI 1-25		RPI 26-50		W-L RECORDS		RPI 51-100		RPI 101-150		RPI 150+											
23-22-0		1-2-0		1-3-0		OVERALL		4-9-0		4-6-0		13-2-0											
16-8-0		1-2-0		0-0-0		HOME		3-3-0		2-2-0		10-1-0											
7-14-0		0-0-0		1-3-0		AWAY		1-6-0		2-4-0		3-1-0											
0-0-0		0-0-0		0-0-0		NEUTRAL		0-0-0		0-0-0		0-0-0											
17-13-0		1-2-0		1-0-0		NON-CONFERENCE		2-5-0		3-4-0		10-2-0											
10-5-0		1-2-0		0-0-0		HOME		1-2-0		1-0-0		7-1-0											
7-8-0		0-0-0		1-0-		AWAY		1-3-0		2-4-0		3-1-0											
0-0-0		0-0-0		0-0-0		NEUTRAL		0-0-0		0-0-0		0-0-0											
6-9-0		0-0-0		0-3-0		CONFERENCE		2-4-0		1-2-0		3-0-0											
6-3-0		0-0-0		0-0-0		HOME		2-1-0		1-2-0		3-0-0											
0-6-0		0-0-0		0-3-0		AWAY		0-3-0		0-0-0		0-0-0											
0-0-0		0-0-0		0-0-0		NEUTRAL		0-0-0		0-0-0		0-0-0											
RPI	S	Opponent		Score		RPI	S	Opponent		Score		RPI	S	Opponent		Score							
22	H	Dallas Baptist		2	1	27	A	New Mexico St.		2	3	58	H	Texas-Arlington		2	8	112	A	Oral Roberts		1	9
22	H	Dallas Baptist		3	11	27	A	New Mexico St.		0	10	58	H	Texas-Arlington		8	7	112	A	Oral Roberts		3	2
22	H	Dallas Baptist		3	7	27	A	New Mexico St.		3	4	58	H	Texas-Arlington		10	17	112	A	Oral Roberts		4	14
						47	A	Vanderbilt		9	3	65	H	Hawaii		4	1	113	H	Sacramento St.		7	5
												65	H	Hawaii		3	4	113	H	Sacramento St.		6	11
												65	H	Hawaii		9	4	113	H	Sacramento St.		1	2
												81	A	Nevada		4	7	125	H	Lamar		8	1
												81	A	Nevada		2	3	147	A	Middle Tenn.		2	4
												81	A	Nevada		3	4	147	A	Middle Tenn.		4	13
												85	A	Nebraska		4	11	147	A	Middle Tenn.		4	3
												85	A	Nebraska		3	22	159	H	Northwestern St.		8	2
												85	A	Nebraska		2	9	175	H	Stephen F. Austin		9	5
												85	A	Nebraska		6	5	193	H	San Jose St.		4	3
																		193	H	San Jose St.		4	1
																		193	H	San Jose St.		10	5
																		200	A	Creighton		1	3
																		205	A	UALR		11	9
																		205	H	UALR		11	2
																		217	H	McNeese St.		3	4
																		217	H	McNeese St.		5	4
																		217	H	McNeese St.		13	2
																		253	A	Grambling		10	9
																		253	H	Grambling		4	1
																		289	A	Ark.-Pine Bluff		13	8
																		289	H	Ark.-Pine Bluff		11	6
						LAST 15 GAMES																	
						193	H	San Jose St.		4	1	27	A	New Mexico St.		0	10	253	H	Grambling		4	1
						193	H	San Jose St.		10	5	27	A	New Mexico St.		3	4	289	A	Ark.-Pine Bluff		13	8
						193	H	San Jose St.		4	3	27	A	New Mexico St.		2	3	289	H	Ark.-Pine Bluff		11	6
						65	H	Hawaii		4	1												
						65	H	Hawaii		9	4												

Non-Div. I Games: Centenary (LA) 8 14

Louisiana Tech



65	H	Hawaii	3	4
205	H	UALR	11	2

L  
o  
u  
i  
s  
i  
a  
n  
a  
T  
e  
c  
h

L  
o  
u  
i  
s  
i  
a  
n  
a  
T  
e  
c  
h



Average RPI Win:		108	WON-LOST RECORD		WINNING PCT. RANK		LAST 15 GAMES		STRENGTH OF SCHEDULE		OPP. STRENGTH OF SCHEDULE		TEAM RPI		ADJ RPI		CONF. RPI		ADJ CONF. RPI				
DIV. I ONLY			22-28-0		.44	198	9-6-0		53		84		120		.51567	120	6		6				
DIV. I NON-CONF.			13-19-0		.40625	209	1-2-0		103		96		168		.49294	164	6		6				
TOTALS		RPI 1-25		RPI 26-50		W-L RECORDS		RPI 51-100		RPI 101-150		RPI 150+											
22-28-0		1-4-0		4-2-0		OVERALL		6-12-0		8-5-0		3-5-0											
12-10-0		1-2-0		3-0-0		HOME		3-2-0		4-3-0		1-3-0											
9-16-0		0-2-0		1-2-0		AWAY		3-9-0		3-2-0		2-1-0											
1-2-0		0-0-0		0-0-0		NEUTRAL		0-1-0		1-0-0		0-1-0											
13-19-0		0-2-0		0-0-0		NON-CONFERENCE		4-8-0		6-4-0		3-5-0											
6-7-0		0-0-0		0-0-0		HOME		3-2-0		2-2-0		1-3-0											
6-10-0		0-2-0		0-0-		AWAY		1-5-0		3-2-0		2-1-0											
1-2-0		0-0-0		0-0-0		NEUTRAL		0-1-0		1-0-0		0-1-0											
9-9-0		1-2-0		4-2-0		CONFERENCE		2-4-0		2-1-0		0-0-0											
6-3-0		1-2-0		3-0-0		HOME		0-0-0		2-1-0		0-0-0											
3-6-0		0-0-0		1-2-0		AWAY		2-4-0		0-0-0		0-0-0											
0-0-0		0-0-0		0-0-0		NEUTRAL		0-0-0		0-0-0		0-0-0											
RPI	S	Opponent		Score		RPI	S	Opponent		Score		RPI	S	Opponent		Score		RPI	S	Opponent		Score	
6	A	Oregon		2	4	36	H	Gonzaga		4	3	65	A	Hawaii		2	3	113	A	Sacramento St.		10	1
6	A	Oregon		1	4	36	H	Gonzaga		2	1	65	A	Hawaii		1	3	113	H	Sacramento St.		1	3
25	H	San Diego		5	11	36	H	Gonzaga		7	4	65	A	Hawaii		3	0	124	N	Cal St. Northridge		6	5
25	H	San Diego		1	6	38	A	Pepperdine		7	2	65	A	Hawaii		1	2	133	A	Fresno St.		6	3
25	H	San Diego		1	0	38	A	Pepperdine		3	8	75	A	California		3	5	133	A	Fresno St.		6	1
						38	A	Pepperdine		1	6	75	H	California		3	4	133	A	Fresno St.		1	2
												76	N	Cal Poly		9	11	133	A	Fresno St.		2	6
												81	A	Nevada		5	10	136	H	UC Santa Barbara		4	0
												81	H	Nevada		3	7	136	H	UC Santa Barbara		2	0
												87	A	Portland		3	5	136	H	UC Santa Barbara		5	9
												87	A	Portland		1	2	137	H	BYU		2	0
												87	A	Portland		1	2	137	H	BYU		1	2
												93	H	Missouri		6	0	137	H	BYU		12	0
												93	H	Missouri		3	1	158	A	San Diego St.		1	6
												93	H	Missouri		3	1	193	A	San Jose St.		5	1
												96	A	Loyola Marymount		2	4	193	A	San Jose St.		4	0
												96	A	Loyola Marymount		8	5	193	H	San Jose St.		3	7
												96	A	Loyola Marymount		13	9	193	H	San Jose St.		5	6
																		197	H	UC Davis		2	5
																		239	H	Pacific		10	2
																		242	N	Milwaukee		5	6
LAST 15 GAMES																							
						38	A	Pepperdine		1	6	197	H	UC Davis		2	5						
						38	A	Pepperdine		3	8	36	H	Gonzaga		7	4						
						38	A	Pepperdine		7	2	36	H	Gonzaga		2	1						
						113	A	Sacramento St.		10	1												
						137	H	BYU		2	0												

Non-Div. I Games: San Fran. St. 8 7

San Francisco



137 H BYU	1	2
137 H BYU	12	0

S  
a  
n  
F  
r  
a  
n  
c  
i  
s  
c  
o

S  
a  
n  
F  
r  
a  
n  
c  
i  
s  
c  
o



Average RPI Win:		193	WON-LOST RECORD		WINNING PCT. RANK		LAST 15 GAMES		STRENGTH OF SCHEDULE		OPP. STRENGTH OF SCHEDULE		TEAM RPI		ADJ RPI		CONF. RPI		ADJ CONF. RPI					
Average RPI Loss:		111																						
DIV. I ONLY			27-21-0		.5625		106		8-7-0		171		147		123		.51566		121		21		21	
DIV. I NON-CONF.			14-15-0		.48276		146		3-4-0		111		85		128		.51336		124		22		22	
TOTALS		RPI 1-25		RPI 26-50		W-L RECORDS		RPI 51-100		RPI 101-150		RPI 150+												
27-21-0		0-3-0		1-6-0		OVERALL		2-0-0		2-4-0		22-8-0												
11-3-0		0-0-0		0-0-0		HOME		0-0-0		0-0-0		11-3-0												
14-18-0		0-3-0		1-6-0		AWAY		1-0-0		2-4-0		10-5-0												
2-0-0		0-0-0		0-0-0		NEUTRAL		1-0-0		0-0-0		1-0-0												
14-15-0		0-3-0		1-6-0		NON-CONFERENCE		2-0-0		2-4-0		9-2-0												
5-0-0		0-0-0		0-0-0		HOME		0-0-0		0-0-0		5-0-0												
8-15-0		0-3-0		1-0-		AWAY		1-0-0		2-4-0		4-2-0												
1-0-0		0-0-0		0-0-0		NEUTRAL		1-0-0		0-0-0		0-0-0												
13-6-0		0-0-0		0-0-0		CONFERENCE		0-0-0		0-0-0		13-6-0												
6-3-0		0-0-0		0-0-0		HOME		0-0-0		0-0-0		6-3-0												
6-3-0		0-0-0		0-0-0		AWAY		0-0-0		0-0-0		6-3-0												
1-0-0		0-0-0		0-0-0		NEUTRAL		0-0-0		0-0-0		1-0-0												
RPI	S	Opponent		Score		RPI	S	Opponent		Score		RPI	S	Opponent		Score		RPI	S	Opponent		Score		
2	A	Florida St.		6	17	37	A	Col. of Charleston		9	5	63	A	Boston College		16	4	106	A	Stony Brook		2	8	
2	A	Florida St.		5	6	38	A	Pepperdine		1	7	90	N	Connecticut		2	0	124	A	Cal St. Northridge		5	4	
2	A	Florida St.		0	2	38	A	Pepperdine		1	2							124	A	Cal St. Northridge		10	8	
						38	A	Pepperdine		2	8							136	A	UC Santa Barbara		7	13	
						47	A	Vanderbilt		0	8							136	A	UC Santa Barbara		3	13	
						47	A	Vanderbilt		4	9							136	A	UC Santa Barbara		7	10	
						47	A	Vanderbilt		8	12							154	H	Bryant		10	3	
																		155	H	Xavier		8	7	
																		155	H	Xavier		9	5	
																		155	H	Xavier		5	14	
																		155	N	Xavier		8	4	
																		174	A	William & Mary		1	2	
																		174	A	William & Mary		4	3	
																		174	A	William & Mary		1	2	
																		191	H	Charlotte		3	6	
																		191	H	Charlotte		5	2	
																		191	H	Charlotte		5	1	
																		207	A	Central Conn. St.		10	5	
																		208	A	Fordham		6	4	
																		208	A	Fordham		5	7	
																		208	A	Fordham		1	7	
								LAST 15 GAMES										210	A	Saint Joseph's		5	4	
								208 A Fordham		5	7	282	H	Brown		13	4	210	A	Saint Joseph's		15	1	
								208 A Fordham		6	4	155	H	Xavier		9	5	210	A	Saint Joseph's		2	3	
								208 A Fordham		1	7	155	H	Xavier		5	14	212	H	Northeastern		7	1	
								2 A Florida St.		5	6							226	H	George Washington		1	0	
								2 A Florida St.		0	2							226	H	George Washington		10	2	

Non-Div. I Games:

Rhode Island



2	A	Florida St.	6	17
280	H	Hartford	5	2

RPI	S	Opponent	Score	
226	H	George Washington	0	2
245	A	St. Bonaventure	12	8
245	A	St. Bonaventure	12	6
245	A	St. Bonaventure	13	0
251	A	Sacred Heart	7	5
256	H	Iona	10	4
280	H	Hartford	5	2
282	H	Brown	13	4
283	A	Quinnipiac	8	6

R  
h  
o  
d  
e  
I  
s  
l  
a  
n  
d

R  
h  
o  
d  
e  
I  
s  
l  
a  
n  
d



Average RPI Win:	166	WON-LOST	WINNING	LAST 15	STRENGTH OF	OPP. STRENGTH	TEAM	ADJ	CONF.	ADJ CONF.		
Average RPI Loss:	83	RECORD	PCT. RANK	GAMES	SCHEDULE	OF SCHEDULE	RPI	RPI	RPI	RPI		
DIV. I ONLY		26-23-0	.53061	124	6-9-0	160	63	122	.51532	122	5	5
DIV. I NON-CONF.		19-12-0	.6129	82	2-4-0	211	100	114	.51998	112	4	4
<hr/>												
TOTALS	RPI 1-25	RPI 26-50		W-L RECORDS		RPI 51-100		RPI 101-150		RPI 150+		
26-23-0	2-7-0	1-3-0		OVERALL		1-7-0		7-1-0		15-5-0		
19-8-0	0-0-0	1-2-0		HOME		0-2-0		6-1-0		12-3-0		
6-14-0	2-7-0	0-1-0		AWAY		0-5-0		1-0-0		3-1-0		
1-1-0	0-0-0	0-0-0		NEUTRAL		1-0-0		0-0-0		0-1-0		
19-12-0	1-2-0	0-1-0		NON-CONFERENCE		1-4-0		4-1-0		13-4-0		
13-5-0	0-0-0	0-0-0		HOME		0-2-0		3-1-0		10-2-0		
5-6-0	1-2-0	0-0-		AWAY		0-2-0		1-0-0		3-1-0		
1-1-0	0-0-0	0-0-0		NEUTRAL		1-0-0		0-0-0		0-1-0		
7-11-0	1-5-0	1-2-0		CONFERENCE		0-3-0		3-0-0		2-1-0		
6-3-0	0-0-0	1-2-0		HOME		0-0-0		3-0-0		2-1-0		
1-8-0	1-5-0	0-0-0		AWAY		0-3-0		0-0-0		0-0-0		
0-0-0	0-0-0	0-0-0		NEUTRAL		0-0-0		0-0-0		0-0-0		
RPI	S	Opponent	Score	RPI	S	Opponent	Score	RPI	S	Opponent	Score	
20	A	UCF	3 7	26	A	Coastal Caro.	0 7	68	A	Samford	0 11	
20	A	UCF	11 4	49	H	Tulane	4 3	68	H	Samford	2 9	
20	A	UCF	7 8	49	H	Tulane	3 9	70	A	Memphis	2 6	
23	A	East Carolina	6 11	49	H	Tulane	6 13	70	A	Memphis	6 8	
23	A	East Carolina	2 12					70	A	Memphis	1 8	
23	A	East Carolina	5 6					79	A	Kennesaw St.	3 7	
24	A	Clemson	1 6					79	H	Kennesaw St.	3 8	
24	A	Clemson	2 1					90	N	Connecticut	15 4	
24	A	Clemson	4 7									

Non-Div. I Games:

UAB



UAB

134	H	Houston	11	9
68	H	Samford	2	9

Through Games Of Sunday, May 6

RPI	S	Opponent	Score	
264	H	Alabama St.	12	3

UAB

U  
A  
B

U  
A  
B



C  
i  
t  
a  
d  
e  
l

Citadel



91 H Ga. Southern	8	7
91 H Ga. Southern	2	5

C  
i  
t  
a  
d  
e  
l

C  
i  
t  
a  
d  
e  
l



Average RPI Win:		123	WON-LOST RECORD		WINNING PCT. RANK	LAST 15 GAMES	STRENGTH OF SCHEDULE		OPP. STRENGTH OF SCHEDULE	TEAM RPI	ADJ RPI	CONF. RPI	ADJ CONF. RPI				
DIV. I ONLY			20-23-0		.46512	174	8-7-0		79	47	118	.51516	124	12	11		
DIV. I NON-CONF.			13-15-0		.46429	160	2-1-0		87	39	123	.51257	127	8	8		
TOTALS		RPI 1-25		RPI 26-50		W-L RECORDS		RPI 51-100		RPI 101-150		RPI 150+					
20-23-0		2-5-0		0-1-0		OVERALL		8-9-0		3-6-0		7-2-0					
10-9-0		0-1-0		0-1-0		HOME		5-5-0		0-2-0		5-0-0					
9-12-0		1-3-0		0-0-0		AWAY		3-4-0		3-3-0		2-2-0					
1-2-0		1-1-0		0-0-0		NEUTRAL		0-0-0		0-1-0		0-0-0					
13-15-0		1-3-0		0-1-0		NON-CONFERENCE		5-6-0		2-4-0		5-1-0					
7-6-0		0-1-0		0-1-0		HOME		2-2-0		0-2-0		5-0-0					
5-7-0		0-1-0		0-0-0		AWAY		3-4-0		2-1-0		0-1-0					
1-2-0		1-1-0		0-0-0		NEUTRAL		0-0-0		0-1-0		0-0-0					
7-8-0		1-2-0		0-0-0		CONFERENCE		3-3-0		1-2-0		2-1-0					
3-3-0		0-0-0		0-0-0		HOME		3-3-0		0-0-0		0-0-0					
4-5-0		1-2-0		0-0-0		AWAY		0-0-0		1-2-0		2-1-0					
0-0-0		0-0-0		0-0-0		NEUTRAL		0-0-0		0-0-0		0-0-0					
RPI	S	Opponent		Score		RPI	S	Opponent		Score		RPI	S	Opponent		Score	
3	A	UCLA		4	12	42	H	Washington		6	18	52	H	Long Beach St.		6	5
3	H	UCLA		7	19							52	H	Long Beach St.		2	8
14	A	Cal St. Fullerton		2	7							52	H	Long Beach St.		3	12
14	A	Cal St. Fullerton		5	1							76	H	Cal Poly		6	3
14	A	Cal St. Fullerton		6	8							76	H	Cal Poly		6	5
25	N	San Diego		4	3							76	H	Cal Poly		1	6
25	N	San Diego		3	13							86	A	St. Mary's (CA)		3	2
												86	A	St. Mary's (CA)		1	3
												86	A	St. Mary's (CA)		3	7
												87	A	Portland		3	1
												87	A	Portland		1	8
												87	A	Portland		1	2
												96	A	Loyola Marymount		12	1
												96	H	Loyola Marymount		6	10
												99	H	Indiana		3	7
												99	H	Indiana		5	3
												99	H	Indiana		12	5

Non-Div. I Games:

Cal St. Northridge



52	H	Long Beach St.	2	8
165	H	CSU Bakersfield	5	2

C  
a  
l  
s  
t  
.  
N  
o  
r  
t  
h  
r  
i  
d  
g  
e

C  
a  
l  
s  
t  
.  
N  
o  
r  
t  
h  
r  
i  
d  
g  
e



Average RPI Win: 128		WON-LOST RECORD		WINNING PCT. RANK		LAST 15 GAMES		STRENGTH OF SCHEDULE		OPP. STRENGTH OF SCHEDULE		TEAM RPI		ADJ RPI		CONF. RPI		ADJ CONF. RPI	
DIV. I ONLY		19-26-0		.42222 206		7-8-0		60		80		134		.51491 125		13		14	
DIV. I NON-CONF.		8-10-0		.44444 182		1-2-0		9		32		69		.54836 64		9		9	
TOTALS		RPI 1-25		RPI 26-50		W-L RECORDS		RPI 51-100		RPI 101-150		RPI 150+							
19-26-0		3-2-0		1-4-0		OVERALL		4-9-0		2-2-0		9-9-0							
11-11-0		0-1-0		1-4-0		HOME		3-5-0		2-0-0		5-1-0							
8-13-0		3-1-0		0-0-0		AWAY		1-2-0		0-2-0		4-8-0							
0-2-0		0-0-0		0-0-0		NEUTRAL		0-2-0		0-0-0		0-0-0							
8-10-0		3-2-0		0-2-0		NON-CONFERENCE		0-4-0		2-2-0		3-0-0							
5-5-0		0-1-0		0-2-0		HOME		0-2-0		2-0-0		3-0-0							
3-3-0		3-1-0		0-0-		AWAY		0-0-0		0-2-0		0-0-0							
0-2-0		0-0-0		0-0-0		NEUTRAL		0-2-0		0-0-0		0-0-0							
11-16-0		0-0-0		1-2-0		CONFERENCE		4-5-0		0-0-0		6-9-0							
6-6-0		0-0-0		1-2-0		HOME		3-3-0		0-0-0		2-1-0							
5-10-0		0-0-0		0-0-0		AWAY		1-2-0		0-0-0		4-8-0							
0-0-0		0-0-0		0-0-0		NEUTRAL		0-0-0		0-0-0		0-0-0							
RPI	S	Opponent		Score		RPI	S	Opponent		Score		RPI	S	Opponent		Score			
4	A	Baylor		8	0	36	H	Gonzaga		5	6	54	A	Texas St.		8	4		
4	A	Baylor		8	7	36	H	Gonzaga		1	6	54	A	Texas St.		1	5		
5	A	LSU		4	5	48	H	Sam Houston St.		5	2	54	A	Texas St.		6	10		
18	A	Rice		5	4	48	H	Sam Houston St.		3	5	55	H	Southeastern La.		1	2		
18	H	Rice		2	17	48	H	Sam Houston St.		2	6	55	H	Southeastern La.		4	1		
												55	H	Southeastern La.		6	4		
												58	H	Texas-Arlington		1	9		
												58	H	Texas-Arlington		5	7		
												58	H	Texas-Arlington		4	3		
												59	N	UC Irvine		0	17		
												59	N	UC Irvine		1	4		
												66	H	Illinois		8	9		
												66	H	Illinois		2	9		



217	H	McNeese St.	4	1
252	H	Prairie View	9	0

L  
a  
m  
a  
r

L  
a  
m  
a  
r



Average RPI Win:	111	WON-LOST RECORD	WINNING PCT. RANK	LAST 15 GAMES		STRENGTH OF SCHEDULE	OPP. STRENGTH OF SCHEDULE	TEAM RPI	ADJ RPI	CONF. RPI	ADJ CONF. RPI
DIV. I ONLY		19-28-0	.40426 221	7-8-0		44	66	132	.5141 126	10	10
DIV. I NON-CONF.		9-17-0	.34615 235	2-4-0		25	18	135	.51164 128	12	12
TOTALS	RPI 1-25		RPI 26-50	W-L RECORDS		RPI 51-100		RPI 101-150		RPI 150+	
19-28-0	2-4-0		0-0-0	OVERALL		6-11-0		5-9-0		6-4-0	
14-13-0	0-1-0		0-0-0	HOME		5-4-0		4-6-0		5-2-0	
5-15-0	2-3-0		0-0-0	AWAY		1-7-0		1-3-0		1-2-0	
0-0-0	0-0-0		0-0-0	NEUTRAL		0-0-0		0-0-0		0-0-0	
9-17-0	2-4-0		0-0-0	NON-CONFERENCE		2-9-0		0-2-0		5-2-0	
7-8-0	0-1-0		0-0-0	HOME		2-4-0		0-1-0		5-2-0	
2-9-0	2-3-0		0-0-	AWAY		0-5-0		0-1-0		0-0-0	
0-0-0	0-0-0		0-0-0	NEUTRAL		0-0-0		0-0-0		0-0-0	
10-11-0	0-0-0		0-0-0	CONFERENCE		4-2-0		5-7-0		1-2-0	
7-5-0	0-0-0		0-0-0	HOME		3-0-0		4-5-0		0-0-0	
3-6-0	0-0-0		0-0-0	AWAY		1-2-0		1-2-0		1-2-0	
0-0-0	0-0-0		0-0-0	NEUTRAL		0-0-0		0-0-0		0-0-0	
RPI S Opponent Score		RPI S Opponent Score		RPI S Opponent Score		RPI S Opponent Score		RPI S Opponent Score			
1 A Florida 3 8				63 H Boston College 0 3		102 H North Florida 2 0					
1 A Florida 2 3				63 H Boston College 8 11		102 H North Florida 7 4					
1 A Florida 2 4				63 H Boston College 8 5		102 H North Florida 4 10					
2 A Florida St. 5 1				71 A S.C. Upstate 4 3		108 A Lipscomb 2 3					
16 A Miami (FL) 4 2				71 A S.C. Upstate 2 10		108 A Lipscomb 0 11					
16 H Miami (FL) 0 3				71 A S.C. Upstate 0 6		108 A Lipscomb 8 2					
				74 A Texas Tech 8 14		115 H Mercer 2 4					
				74 A Texas Tech 4 11		115 H Mercer 4 1					
				78 H Fla. Atlantic 6 5		115 H Mercer 3 4					
				79 H Kennesaw St. 5 2		118 A FIU 3 10					
				79 H Kennesaw St. 6 0		118 H FIU 4 7					
				79 H Kennesaw St. 2 1		146 H East Tenn. St. 1 2					
				88 A New Mexico 1 2		146 H East Tenn. St. 4 0					
				88 A New Mexico 6 12		146 H East Tenn. St. 2 7					
				88 A New Mexico 3 6		154 H Bryant 5 4					
				89 H Rutgers 2 7		154 H Bryant 5 1					
				89 H Rutgers 8 12		154 H Bryant 8 1					
						178 H Bethune-Cookman 7 3					
						178 H Bethune-Cookman 1 3					
						178 H Bethune-Cookman 6 8					
						213 A Jacksonville 4 9					
						213 A Jacksonville 7 3					
						213 A Jacksonville 0 3					
						219 H Michigan 8 1					
				LAST 15 GAMES							
				108 A Lipscomb 0 11		88 A New Mexico 1 2					
				108 A Lipscomb 8 2		88 A New Mexico 6 12					
				108 A Lipscomb 2 3		88 A New Mexico 3 6					
				118 H FIU 4 7							
				79 H Kennesaw St. 6 0							

**Non-Div. I Games:**

Fla. Gulf Coast



79 H Kennesaw St.	2	1
79 H Kennesaw St.	5	2

F  
l  
a  
.  
G  
u  
l  
f  
C  
o  
a  
s  
t

F  
l  
a  
.  
G  
u  
l  
f  
C  
o  
a  
s  
t



[illegible]

**Non-Div. I Games:**

Penn St.



Penn St.

Through Games Of Sunday, May 6

Penn St.

62	H	Ohio St.	1	4
117	H	Kent St.	6	4

P  
e  
n  
n  
s  
t  
.

P  
e  
n  
n  
s  
t  
.



Average RPI Win:	227	WON-LOST RECORD	WINNING PCT. RANK	LAST 15 GAMES	STRENGTH OF SCHEDULE	OPP. STRENGTH OF SCHEDULE	TEAM RPI	ADJ RPI	CONF. RPI	ADJ CONF. RPI		
DIV. I ONLY		31-15-1	.67021	38	8-7-0	234	253	126	.51173	128	22	22
DIV. I NON-CONF.		15-8-1	.64583	66	1-2-0	219	294	136	.50655	137	21	21
<hr/>												
TOTALS	RPI 1-25	RPI 26-50		W-L RECORDS		RPI 51-100		RPI 101-150		RPI 150+		
31-15-1	0-0-0	0-2-0		OVERALL		0-0-0		4-4-0		27-9-1		
7-7-0	0-0-0	0-0-0		HOME		0-0-0		3-3-0		4-4-0		
22-7-1	0-0-0	0-2-0		AWAY		0-0-0		1-1-0		21-4-1		
2-1-0	0-0-0	0-0-0		NEUTRAL		0-0-0		0-0-0		2-1-0		
15-8-1	0-0-0	0-2-0		NON-CONFERENCE		0-0-0		0-0-0		15-6-1		
1-3-0	0-0-0	0-0-0		HOME		0-0-0		0-0-0		1-3-0		
14-5-1	0-0-0	0-0-		AWAY		0-0-0		0-0-0		14-3-1		
0-0-0	0-0-0	0-0-0		NEUTRAL		0-0-0		0-0-0		0-0-0		
16-7-0	0-0-0	0-0-0		CONFERENCE		0-0-0		4-4-0		12-3-0		
6-4-0	0-0-0	0-0-0		HOME		0-0-0		3-3-0		3-1-0		
8-2-0	0-0-0	0-0-0		AWAY		0-0-0		1-1-0		7-1-0		
2-1-0	0-0-0	0-0-0		NEUTRAL		0-0-0		0-0-0		2-1-0		
RPI	S	Opponent	Score	RPI	S	Opponent	Score	RPI	S	Opponent	Score	
				32	A	Virginia Tech	4 5	135	A	Princeton	4 3	
				32	A	Virginia Tech	6 9	135	A	Princeton	0 6	
								135	H	Princeton	3 13	
								135	H	Princeton	0 1	
								150	H	Columbia	5 4	
								150	H	Columbia	2 1	
								150	H	Columbia	1 5	
								150	H	Columbia	3 0	
								166	H	Dartmouth	5 2	
								166	H	Dartmouth	2 0	
								166	N	Dartmouth	1 7	
								166	N	Dartmouth	11 3	
								166	N	Dartmouth	3 1	
								187	H	Binghamton	4 6	
								187	H	Binghamton	9 5	
								204	H	Siena	4 5	
								204	H	Siena	2 6	
								209	A	Canisius	3 7	
								209	A	Canisius	5 4	
								226	A	George Washington	6 3	
								226	A	George Washington	12 3	
								226	A	George Washington	3 4	
								226	A	George Washington	5 3	
								228	A	Delaware St.	2 11	
								228	A	Delaware St.	19 6	
								228	A	Delaware St.	16 6	
								230	A	Albany (NY)	5 2	
				LAST 15 GAMES								
				166	N	Dartmouth	3 1	187	H	Binghamton	9 5	
				166	N	Dartmouth	11 3	246	A	Penn	3 4	
				166	N	Dartmouth	1 7	246	A	Penn	3 0	
				135	A	Princeton	4 3					
				135	A	Princeton	0 6					

**Non-Div. I Games:**

Cornell



135 H Princeton	3	13
135 H Princeton	0	1

RPI	S	Opponent	Score	
230	A	Albany (NY)	3	3
233	H	Harvard	12	7
233	H	Harvard	2	6
246	A	Penn	3	0
246	A	Penn	3	0
246	A	Penn	3	4
246	A	Penn	9	5
261	A	Longwood	3	1
261	A	Longwood	5	1
261	A	Longwood	4	3
272	A	Yale	5	3
272	A	Yale	8	6
282	A	Brown	12	5
282	A	Brown	10	9
294	A	Md.-East. Shore	13	0
294	A	Md.-East. Shore	7	0
294	A	Md.-East. Shore	15	4
294	A	Md.-East. Shore	7	5

C  
o  
r  
n  
e  
l  
l

C  
o  
r  
n  
e  
l  
l



Average RPI Win:	152	WON-LOST RECORD	WINNING PCT. RANK	LAST 15 GAMES	STRENGTH OF SCHEDULE	OPP. STRENGTH OF SCHEDULE	TEAM RPI	ADJ RPI	CONF. RPI	ADJ CONF. RPI	
Average RPI Loss:	102										
DIV. I ONLY	22-20-0	.52381	128	5-10-0	149	115	129	.51071	129	6	6
DIV. I NON-CONF.	19-8-0	.7037	42	3-3-0	243	174	99	.52626	100	6	6
<hr/>											
TOTALS	RPI 1-25	RPI 26-50		W-L RECORDS		RPI 51-100		RPI 101-150		RPI 150+	
22-20-0	0-3-0	2-5-0		OVERALL		7-5-0		2-0-0		11-7-0	
16-8-0	0-0-0	1-2-0		HOME		5-4-0		2-0-0		8-2-0	
4-12-0	0-3-0	0-3-0		AWAY		2-1-0		0-0-0		2-5-0	
2-0-0	0-0-0	1-0-0		NEUTRAL		0-0-0		0-0-0		1-0-0	
19-8-0	0-0-0	1-0-0		NON-CONFERENCE		5-1-0		2-0-0		11-7-0	
13-2-0	0-0-0	0-0-0		HOME		3-0-0		2-0-0		8-2-0	
4-6-0	0-0-0	0-0-		AWAY		2-1-0		0-0-0		2-5-0	
2-0-0	0-0-0	1-0-0		NEUTRAL		0-0-0		0-0-0		1-0-0	
3-12-0	0-3-0	1-5-0		CONFERENCE		2-4-0		0-0-0		0-0-0	
3-6-0	0-0-0	1-2-0		HOME		2-4-0		0-0-0		0-0-0	
0-6-0	0-3-0	0-3-0		AWAY		0-0-0		0-0-0		0-0-0	
0-0-0	0-0-0	0-0-0		NEUTRAL		0-0-0		0-0-0		0-0-0	
RPI	S	Opponent	Score	RPI	S	Opponent	Score	RPI	S	Opponent	Score
25	A	San Diego	5 6	36	A	Gonzaga	1 4	54	A	Texas St.	5 4
25	A	San Diego	4 12	36	A	Gonzaga	3 8	75	A	California	0 4
25	A	San Diego	2 4	36	A	Gonzaga	2 4	75	H	California	8 5
				38	H	Pepperdine	6 9	76	A	Cal Poly	5 2
				38	H	Pepperdine	5 6	76	H	Cal Poly	11 6
				38	H	Pepperdine	6 2	81	H	Nevada	8 4
				45	N	Wichita St.	7 1	86	H	St. Mary's (CA)	6 11
								86	H	St. Mary's (CA)	9 4
								86	H	St. Mary's (CA)	2 5
								87	H	Portland	5 4
								87	H	Portland	1 3
								87	H	Portland	0 2

Non-Div. I Games:

Santa Clara



38 H Pepperdine	6	9
38 H Pepperdine	5	6

S  
a  
n  
t  
a  
C  
l  
a  
r  
a

S  
a  
n  
t  
a  
C  
l  
a  
r  
a



Average RPI Win: 165		WON-LOST	WINNING	LAST 15	STRENGTH OF		OPP. STRENGTH	TEAM	ADJ	CONF.	ADJ CONF.
Average RPI Loss: 116		RECORD	PCT. RANK	GAMES	SCHEDULE		OF SCHEDULE	RPI	RPI	RPI	RPI
DIV. I ONLY		23-24-0	.48936	153	3-12-0		90	150	130	.51062	130
DIV. I NON-CONF.		15-14-0	.51724	138	0-3-0		31	173	87	.53332	88
TOTALS		RPI 1-25	RPI 26-50		W-L RECORDS		RPI 51-100		RPI 101-150		RPI 150+
23-24-0		1-1-0	2-7-0		OVERALL		2-4-0		4-5-0		14-7-0
16-16-0		1-0-0	0-3-0		HOME		1-2-0		4-5-0		10-6-0
7-8-0		0-1-0	2-4-0		AWAY		1-2-0		0-0-0		4-1-0
0-0-0		0-0-0	0-0-0		NEUTRAL		0-0-0		0-0-0		0-0-0
15-14-0		1-1-0	1-5-0		NON-CONFERENCE		1-2-0		4-2-0		8-4-0
11-9-0		1-0-0	0-3-0		HOME		0-0-0		4-2-0		6-4-0
4-5-0		0-1-0	1-0-		AWAY		1-2-0		0-0-0		2-0-0
0-0-0		0-0-0	0-0-0		NEUTRAL		0-0-0		0-0-0		0-0-0
8-10-0		0-0-0	1-2-0		CONFERENCE		1-2-0		0-3-0		6-3-0
5-7-0		0-0-0	0-0-0		HOME		1-2-0		0-3-0		4-2-0
3-3-0		0-0-0	1-2-0		AWAY		0-0-0		0-0-0		2-1-0
0-0-0		0-0-0	0-0-0		NEUTRAL		0-0-0		0-0-0		0-0-0
RPI S	Opponent	Score	RPI S	Opponent	Score	RPI S	Opponent	Score	RPI S	Opponent	Score
8 A	North Carolina	5 10	26 A	Coastal Caro.	7 17	93 A	Missouri	7 8	115 H	Mercer	3 1
23 H	East Carolina	10 2	26 A	Coastal Caro.	8 5	93 A	Missouri	0 4	115 H	Mercer	4 3
			26 A	Coastal Caro.	7 9	93 A	Missouri	13 7	115 H	Mercer	2 5
			29 A	Appalachian St.	2 6	95 H	Radford	4 2	131 H	Army	2 0
			32 H	Virginia Tech	6 10	95 H	Radford	3 8	131 H	Army	8 5
			40 A	Wake Forest	16 15	95 H	Radford	4 10	131 H	Army	1 6
			40 H	Wake Forest	0 2				148 H	UNC Asheville	1 7
			50 A	Elon	3 12				148 H	UNC Asheville	8 11
			50 H	Elon	3 6				148 H	UNC Asheville	4 5
									161 H	Presbyterian	5 1
									161 H	Presbyterian	1 3
									161 H	Presbyterian	2 7
									185 H	Manhattan	11 6
									185 H	Manhattan	5 0
									185 H	Manhattan	2 0
									191 A	Charlotte	9 5
									191 H	Charlotte	12 5
									206 H	Richmond	4 8
									206 H	Richmond	6 7
									214 H	Dayton	2 10
									214 H	Dayton	4 3
									214 H	Dayton	6 3
									222 A	Charleston So.	5 6
									222 A	Charleston So.	13 9
									222 A	Charleston So.	2 0
									260 H	VMI	5 2
									260 H	VMI	2 0
LAST 15 GAMES			148 H	UNC Asheville	8 11	50 A	Elon	3 12			
			148 H	UNC Asheville	1 7	8 A	North Carolina	5 10			
			148 H	UNC Asheville	4 5	161 H	Presbyterian	2 7			
			29 A	Appalachian St.	2 6						
			26 A	Coastal Caro.	7 17						

Non-Div. I Games:

High Point



High Point

26	A	Coastal Caro.	7	9
26	A	Coastal Caro.	8	5

Through Games Of Sunday, May 6

RPI	S	Opponent	Score	
260	H	VMI	12	3
275	A	N.C. A&T	9	2
275	H	N.C. A&T	5	7

High Point

H  
i  
g  
h  
P  
o  
i  
n  
t

H  
i  
g  
h  
P  
o  
i  
n  
t



Average RPI Win: 243		WON-LOST RECORD	WINNING PCT. RANK	LAST 15 GAMES	STRENGTH OF SCHEDULE	OPP. STRENGTH OF SCHEDULE	TEAM RPI	ADJ RPI		CONF. RPI	ADJ CONF. RPI		
Average RPI Loss: 159													
DIV. I ONLY		35-12-0	.74468	12	10-3-0	279	237	128	.51057	131	24	25	
DIV. I NON-CONF.		17-10-0	.62963	73	1-1-0	292	211	203	.47205	201	27	27	
<hr/>													
TOTALS		RPI 1-25		RPI 26-50		W-L RECORDS		RPI 51-100		RPI 101-150		RPI 150+	
35-12-0		0-0-0		0-0-0		OVERALL		0-2-0		3-5-0		32-5-0	
18-2-0		0-0-0		0-0-0		HOME		0-0-0		0-0-0		18-2-0	
12-7-0		0-0-0		0-0-0		AWAY		0-0-0		3-5-0		9-2-0	
5-3-0		0-0-0		0-0-0		NEUTRAL		0-2-0		0-0-0		5-1-0	
17-10-0		0-0-0		0-0-0		NON-CONFERENCE		0-2-0		1-3-0		16-5-0	
6-2-0		0-0-0		0-0-0		HOME		0-0-0		0-0-0		6-2-0	
6-5-0		0-0-0		0-0-		AWAY		0-0-0		1-3-0		5-2-0	
5-3-0		0-0-0		0-0-0		NEUTRAL		0-2-0		0-0-0		5-1-0	
18-2-0		0-0-0		0-0-0		CONFERENCE		0-0-0		2-2-0		16-0-0	
12-0-0		0-0-0		0-0-0		HOME		0-0-0		0-0-0		12-0-0	
6-2-0		0-0-0		0-0-0		AWAY		0-0-0		2-2-0		4-0-0	
0-0-0		0-0-0		0-0-0		NEUTRAL		0-0-0		0-0-0		0-0-0	
RPI	S	Opponent	Score	RPI	S	Opponent	Score	RPI	S	Opponent	Score		
						57 N	Illinois St.	5	6	130 A	High Point	0	2
						57 N	Illinois St.	5	7	130 A	High Point	5	8
										130 A	High Point	6	1
										141 A	Holy Cross	4	3
										141 A	Holy Cross	0	5
										141 A	Holy Cross	4	2
										141 A	Holy Cross	3	6
										150 A	Columbia	5	7
										171 N	Marist	3	6
										185 H	Manhattan	11	18
										204 A	Siena	14	1
										216 N	Iowa	5	1
										226 A	George Washington	0	1
										226 A	George Washington	5	0
										226 A	George Washington	11	6
										227 H	Fairleigh Dickinson	4	6
										233 H	Harvard	7	6
										233 H	Harvard	1	0
										233 H	Harvard	4	2
										233 H	Harvard	5	4
										243 H	Saint Peter's	6	5
										247 H	Bucknell	2	1
										247 H	Bucknell	8	0
										247 H	Bucknell	1	0
										247 H	Bucknell	2	1
										251 N	Sacred Heart	15	6
										251 N	Sacred Heart	6	2
<hr/>													
LAST 15 GAMES													
						141 A	Holy Cross	0	5	247 H	Bucknell	2	1
						141 A	Holy Cross	4	3	247 H	Bucknell	1	0
						141 A	Holy Cross	4	2	243 H	Saint Peter's	6	5
						141 A	Holy Cross	3	6				
						171 N	Marist	3	6				

Non-Div. I Games: Bloomfield 7 1 Bloomfield 11 5

Army



247 H Bucknell	2	1
247 H Bucknell	8	0

RPI	S	Opponent	Score	
251	N	Sacred Heart	5	2
254	A	Navy	6	2
254	A	Navy	2	0
254	A	Navy	7	2
254	A	Navy	9	5
269	H	Lehigh	11	6
269	H	Lehigh	17	8
269	H	Lehigh	8	4
269	H	Lehigh	1	0
271	H	Lafayette	8	0
271	H	Lafayette	4	2
271	H	Lafayette	1	0
271	H	Lafayette	6	0
274	N	Neb. Omaha	8	3
283	H	Quinnipiac	3	0
288	A	UMBC	5	3
288	A	UMBC	8	10
288	A	UMBC	9	2

A  
r  
m  
y

A  
r  
m  
y



Average RPI Win: 173		WON-LOST RECORD		WINNING PCT. RANK		LAST 15 GAMES		STRENGTH OF SCHEDULE		OPP. STRENGTH OF SCHEDULE		TEAM RPI		ADJ RPI		CONF. RPI		ADJ CONF. RPI	
DIV. I ONLY		25-22-0		.53191 119		9-5-0		130		179		125		.50993 132		11		12	
DIV. I NON-CONF.		15-13-0		.53571 127		3-0-0		115		216		117		.51401 123		13		13	
TOTALS		RPI 1-25		RPI 26-50		W-L RECORDS		RPI 51-100		RPI 101-150		RPI 150+							
25-22-0		0-0-0		3-3-0		OVERALL		2-7-0		5-3-0		15-9-0							
22-14-0		0-0-0		1-1-0		HOME		2-2-0		5-3-0		14-8-0							
2-6-0		0-0-0		1-2-0		AWAY		0-3-0		0-0-0		1-1-0							
1-2-0		0-0-0		1-0-0		NEUTRAL		0-2-0		0-0-0		0-0-0							
15-13-0		0-0-0		2-1-0		NON-CONFERENCE		2-3-0		4-1-0		7-8-0							
13-10-0		0-0-0		1-1-0		HOME		2-1-0		4-1-0		6-7-0							
1-1-0		0-0-0		0-0-		AWAY		0-0-0		0-0-0		1-1-0							
1-2-0		0-0-0		1-0-0		NEUTRAL		0-2-0		0-0-0		0-0-0							
10-9-0		0-0-0		1-2-0		CONFERENCE		0-4-0		1-2-0		8-1-0							
9-4-0		0-0-0		0-0-0		HOME		0-1-0		1-2-0		8-1-0							
1-5-0		0-0-0		1-2-0		AWAY		0-3-0		0-0-0		0-0-0							
0-0-0		0-0-0		0-0-0		NEUTRAL		0-0-0		0-0-0		0-0-0							
RPI	S	Opponent	Score	RPI	S	Opponent	Score	RPI	S	Opponent	Score	RPI	S	Opponent	Score				
				27	H	New Mexico St.	8 1	60	N	St. John's (NY)	1 6	106	H	Stony Brook	7 1				
				27	H	New Mexico St.	1 4	62	A	Ohio St.	3 5	106	H	Stony Brook	4 5				
				43	N	Louisville	7 3	62	A	Ohio St.	1 4	123	H	Citadel	5 0				
				44	A	Michigan St.	4 5	62	A	Ohio St.	1 2	123	H	Citadel	3 0				
				44	A	Michigan St.	4 2	76	H	Cal Poly	4 3	123	H	Citadel	2 1				
				44	A	Michigan St.	2 3	76	H	Cal Poly	3 4	127	H	Penn St.	3 4				
								76	H	Cal Poly	4 1	127	H	Penn St.	8 2				
								80	N	South Fla.	3 4	127	H	Penn St.	1 5				
								85	H	Nebraska	3 10	160	H	Kansas St.	5 9				
												160	H	Kansas St.	4 8				
												170	H	West Virginia	11 3				
												175	H	Kansas	4 9				
												177	A	North Dakota St.	11 7				
												177	H	North Dakota St.	0 7				
												177	H	North Dakota St.	5 6				
												216	H	Iowa	4 3				
												216	H	Iowa	5 4				
												216	H	Iowa	4 5				
												219	H	Michigan	4 3				
												219	H	Michigan	9 4				
												219	H	Michigan	6 3				
				LAST 15 GAMES								240	H	Northwestern	6 0				
				127	H	Penn St.	8 2	44	A	Michigan St.	4 5	240	H	Northwestern	2 1				
				127	H	Penn St.	1 5	44	A	Michigan St.	2 3	240	H	Northwestern	2 1				
				127	H	Penn St.	3 4	44	A	Michigan St.	4 2	242	H	Milwaukee	1 6				
				216	H	Iowa	4 5					242	H	Milwaukee	1 3				
				216	H	Iowa	4 3					242	H	Milwaukee	1 0				
Non-Div. I Games:		St. Thomas (MN)		9	2	Hamline		3	2	Augsburg		7	1	Minnesota					



216	H	Iowa	5	4
177	A	North Dakota St.	11	7

RPI	S	Opponent	Score	
242	H	Milwaukee	5	3
273	A	South Dakota St.	1	3
273	H	South Dakota St.	9	3
274	H	Neb. Omaha	8	4
274	H	Neb. Omaha	1	0

Minnesota

M  
i  
n  
n  
e  
s  
o  
t  
a

M  
i  
n  
n  
e  
s  
o  
t  
a



Average RPI Win:		132	WON-LOST RECORD		WINNING PCT. RANK		LAST 15 GAMES		STRENGTH OF SCHEDULE		OPP. STRENGTH OF SCHEDULE		TEAM RPI		ADJ RPI		CONF. RPI		ADJ CONF. RPI	
DIV. I ONLY			21-23-0		.47727 166		7-8-0		101		118		133		.50977 133		9		9	
DIV. I NON-CONF.			17-15-0		.53125 129		3-1-0		128		99		113		.51989 113		11		11	
TOTALS		RPI 1-25		RPI 26-50		W-L RECORDS		RPI 51-100		RPI 101-150		RPI 150+								
21-23-0		1-2-0		1-2-0		OVERALL		5-7-0		7-5-0		7-7-0								
16-15-0		1-2-0		0-0-0		HOME		2-3-0		6-4-0		7-6-0								
5-8-0		0-0-0		1-2-0		AWAY		3-4-0		1-1-0		0-1-0								
0-0-0		0-0-0		0-0-0		NEUTRAL		0-0-0		0-0-0		0-0-0								
17-15-0		1-2-0		1-2-0		NON-CONFERENCE		3-3-0		5-4-0		7-4-0								
14-11-0		1-2-0		0-0-0		HOME		2-3-0		4-3-0		7-3-0								
3-4-0		0-0-0		1-0-		AWAY		1-0-0		1-1-0		0-1-0								
0-0-0		0-0-0		0-0-0		NEUTRAL		0-0-0		0-0-0		0-0-0								
4-8-0		0-0-0		0-0-0		CONFERENCE		2-4-0		2-1-0		0-3-0								
2-4-0		0-0-0		0-0-0		HOME		0-0-0		2-1-0		0-3-0								
2-4-0		0-0-0		0-0-0		AWAY		2-4-0		0-0-0		0-0-0								
0-0-0		0-0-0		0-0-0		NEUTRAL		0-0-0		0-0-0		0-0-0								
RPI	S	Opponent		Score		RPI	S	Opponent		Score		RPI	S	Opponent		Score				
15	H	Stanford		7 4		38	A	Pepperdine		2 3		65	A	Hawaii		5 3				
15	H	Stanford		2 9		38	A	Pepperdine		0 6		65	A	Hawaii		2 3				
15	H	Stanford		0 16		38	A	Pepperdine		8 4		65	A	Hawaii		2 8				
												75	H	California		6 7				
												76	A	Cal Poly		5 3				
												76	H	Cal Poly		3 2				
												81	A	Nevada		0 1				
												81	A	Nevada		14 2				
												81	A	Nevada		2 8				
												88	H	New Mexico		4 3				
												88	H	New Mexico		1 7				
												88	H	New Mexico		3 9				
			</																	



81 A Nevada	14	2
81 A Nevada	2	8

F  
r  
e  
s  
n  
o  
s  
t  
.

F  
r  
e  
s  
n  
o  
s  
t  
.



Average RPI Win: 119		WON-LOST	WINNING	LAST 15	STRENGTH OF		OPP. STRENGTH	TEAM	ADJ	CONF.	ADJ CONF.				
Average RPI Loss: 68		RECORD	PCT. RANK	GAMES	SCHEDULE		OF SCHEDULE	RPI	RPI	RPI	RPI				
DIV. I ONLY		16-28-1	.36667	251	5-10-0		29	40	131	.50972	134	5	5		
DIV. I NON-CONF.		12-14-0	.46154	164	2-4-0		34	23	94	.52797	97	4	4		
TOTALS		RPI 1-25	RPI 26-50		W-L RECORDS		RPI 51-100		RPI 101-150		RPI 150+				
16-28-1		2-12-1	1-1-0		OVERALL		4-7-0		2-5-0		7-3-0				
10-9-0		0-5-0	1-0-0		HOME		1-2-0		1-0-0		7-2-0				
4-18-1		1-7-1	0-1-0		AWAY		2-4-0		1-5-0		0-1-0				
2-1-0		1-0-0	0-0-0		NEUTRAL		1-1-0		0-0-0		0-0-0				
12-14-0		1-4-0	1-1-0		NON-CONFERENCE		4-7-0		1-0-0		5-2-0				
8-4-0		0-1-0	1-0-0		HOME		1-2-0		1-0-0		5-1-0				
2-9-0		0-3-0	0-0-		AWAY		2-4-0		0-0-0		0-1-0				
2-1-0		1-0-0	0-0-0		NEUTRAL		1-1-0		0-0-0		0-0-0				
4-14-1		1-8-1	0-0-0		CONFERENCE		0-0-0		1-5-0		2-1-0				
2-5-0		0-4-0	0-0-0		HOME		0-0-0		0-0-0		2-1-0				
2-9-1		1-4-1	0-0-0		AWAY		0-0-0		1-5-0		0-0-0				
0-0-0		0-0-0	0-0-0		NEUTRAL		0-0-0		0-0-0		0-0-0				
RPI	S	Opponent	Score	RPI	S	Opponent	Score	RPI	S	Opponent	Score	RPI	S	Opponent	Score
4	H	Baylor	5 14	48	A	Sam Houston St.	4 5	54	H	Texas St.	1 6	109	A	Southern Miss.	0 8
11	N	Arkansas	4 1	48	H	Sam Houston St.	12 2	54	H	Texas St.	0 6	109	A	Southern Miss.	2 17
18	A	Rice	3 4					54	H	Texas St.	2 1	109	A	Southern Miss.	10 5
18	A	Rice	2 8					74	A	Texas Tech	4 15	122	A	UAB	9 11
18	A	Rice	11 6					74	A	Texas Tech	1 7	122	A	UAB	0 1
18	H	Rice	1 4					74	A	Texas Tech	9 10	122	A	UAB	8 12
19	A	Ole Miss	0 9					74	N	Texas Tech	4 10	125	H	Lamar	4 3
19	A	Ole Miss	3 11					83	A	Oklahoma St.	4 3	151	H	UTSA	8 3
19	A	Ole Miss	0 8					83	A	Oklahoma St.	8 1	157	H	Delaware	9 2
20	H	UCF	1 9					83	A	Oklahoma St.	0 14	157	H	Delaware	7 5
20	H	UCF	1 3					100	N	Tennessee	7 4	157	H	Delaware	16 1
20	H	UCF	3 8									164	A	La.-Lafayette	1 3
23	A	East Carolina	4 4									188	H	A&M-Corpus Christi	2 3
23	A	East Carolina	1 16									217	H	McNeese St.	4 1
23	A	East Carolina	3 10									220	H	Marshall	3 4
												220	H	Marshall	4 3
												220	H	Marshall	3 2
LAST 15 GAMES															
		18 A Rice	2 8			220 H Marshall	4 3								
		18 A Rice	3 4			220 H Marshall	3 4								
		18 A Rice	11 6			220 H Marshall	3 2								
		151 H UTSA	8 3												
		122 A UAB	0 1												

Non-Div. I Games:

Houston



122 A UAB	8	12
122 A UAB	9	11

H  
o  
u  
s  
t  
o  
n

H  
o  
u  
s  
t  
o  
n



Average RPI Win:		196	WON-LOST		WINNING		LAST 15		STRENGTH OF		OPP. STRENGTH		TEAM		ADJ		CONF.		ADJ CONF.				
Average RPI Loss:		127	RECORD		PCT. RANK		GAMES		SCHEDULE		OF SCHEDULE		RPI		RPI		RPI		RPI				
DIV. I ONLY			20-19-0		.51282		139		8-7-0		122		208		136		.50896		135				
DIV. I NON-CONF.			7-12-0		.36842		227		1-2-0		22		161		137		.5084		134				
TOTALS		RPI 1-25		RPI 26-50		W-L RECORDS		RPI 51-100		RPI 101-150		RPI 150+											
20-19-0		0-4-0		0-0-0		OVERALL		2-5-0		5-4-0		13-6-0											
8-3-0		0-0-0		0-0-0		HOME		0-0-0		2-1-0		6-2-0											
12-16-0		0-4-0		0-0-0		AWAY		2-5-0		3-3-0		7-4-0											
0-0-0		0-0-0		0-0-0		NEUTRAL		0-0-0		0-0-0		0-0-0											
7-12-0		0-4-0		0-0-0		NON-CONFERENCE		2-5-0		1-0-0		4-3-0											
1-0-0		0-0-0		0-0-0		HOME		0-0-0		1-0-0		0-0-0											
6-12-0		0-4-0		0-0-		AWAY		2-5-0		0-0-0		4-3-0											
0-0-0		0-0-0		0-0-0		NEUTRAL		0-0-0		0-0-0		0-0-0											
13-7-0		0-0-0		0-0-0		CONFERENCE		0-0-0		4-4-0		9-3-0											
7-3-0		0-0-0		0-0-0		HOME		0-0-0		1-1-0		6-2-0											
6-4-0		0-0-0		0-0-0		AWAY		0-0-0		3-3-0		3-1-0											
0-0-0		0-0-0		0-0-0		NEUTRAL		0-0-0		0-0-0		0-0-0											
RPI	S	Opponent		Score		RPI	S	Opponent		Score		RPI	S	Opponent		Score							
8	A	North Carolina		5	15					60	A	St. John's (NY)		4	8	105	H	Seton Hall		5	4		
9	A	South Carolina		1	3					78	A	Fla. Atlantic		2	6	128	A	Cornell		1	0		
9	A	South Carolina		1	2					78	A	Fla. Atlantic		1	9	128	A	Cornell		13	3		
9	A	South Carolina		1	6					78	A	Fla. Atlantic		11	4	128	H	Cornell		6	0		
										78	A	Fla. Atlantic		8	5	128	H	Cornell		3	4		
										89	A	Rutgers		11	12	150	A	Columbia		7	8		
										97	A	UNC Greensboro		3	6	150	A	Columbia		5	2		
																150	A	Columbia		5	8		
																150	A	Columbia		1	4		
																166	H	Dartmouth		8	0		
																166	H	Dartmouth		2	8		
																206	A	Richmond		15	9		
																206	A	Richmond		7	9		
																206	A	Richmond		21	14		
																233	H	Harvard		12	6		
																233	H	Harvard		4	1		
																236	A	Rider		9	10		
																246	H	Penn		5	7		
																246	H	Penn		4	3		
																246	H	Penn		7	3		
																246	H	Penn		13	7		
																254	A	Navy		10	1		
																254	A	Navy		4	2		
																254	A	Navy		5	7		
																272	A	Yale		2	1		
																272	A	Yale		6	3		
																282	A	Brown		8	0		
LAST 15 GAMES						LAST 15 GAMES						LAST 15 GAMES											
						128	H	Cornell		3	4	150	A	Columbia		5	2	254	A	Navy		4	2
						128	H	Cornell		6	0	150	A	Columbia		1	4	254	A	Navy		5	7
						128	A	Cornell		13	3	60	A	St. John's (NY)		4	8	272	A	Yale		2	1
						128	A	Cornell		1	0							272	A	Yale		6	3
						236	A	Rider		9	10							282	A	Brown		8	0

Non-Div. I Games:

Princeton



Princeton

150	A	Columbia	5	8
150	A	Columbia	7	8

Through Games Of Sunday, May 6

RPI	S	Opponent	Score
282	A	Brown	6 13

Princeton

P  
r  
i  
n  
c  
e  
t  
o  
n

P  
r  
i  
n  
c  
e  
t  
o  
n



Average RPI Win:	143	WON-LOST RECORD	WINNING PCT. RANK	LAST 15 GAMES	STRENGTH OF SCHEDULE	OPP. STRENGTH OF SCHEDULE	TEAM RPI	ADJ RPI	CONF. RPI	ADJ CONF. RPI		
DIV. I ONLY		23-22-0	.51111	144	7-8-0	163	64	135	.50787	136	12	11
DIV. I NON-CONF.		13-13-0	.5	139	1-1-0	73	41	102	.5243	102	8	8
<hr/>												
TOTALS	RPI 1-25	RPI 26-50		W-L RECORDS		RPI 51-100		RPI 101-150		RPI 150+		
23-22-0	0-0-0	2-3-0		OVERALL		4-11-0		7-4-0		10-4-0		
13-11-0	0-0-0	2-3-0		HOME		2-2-0		5-2-0		4-4-0		
10-11-0	0-0-0	0-0-0		AWAY		2-9-0		2-2-0		6-0-0		
0-0-0	0-0-0	0-0-0		NEUTRAL		0-0-0		0-0-0		0-0-0		
13-13-0	0-0-0	2-3-0		NON-CONFERENCE		3-5-0		5-3-0		3-2-0		
6-8-0	0-0-0	2-3-0		HOME		1-2-0		3-1-0		0-2-0		
7-5-0	0-0-0	0-0-		AWAY		2-3-0		2-2-0		3-0-0		
0-0-0	0-0-0	0-0-0		NEUTRAL		0-0-0		0-0-0		0-0-0		
10-9-0	0-0-0	0-0-0		CONFERENCE		1-6-0		2-1-0		7-2-0		
7-3-0	0-0-0	0-0-0		HOME		1-0-0		2-1-0		4-2-0		
3-6-0	0-0-0	0-0-0		AWAY		0-6-0		0-0-0		3-0-0		
0-0-0	0-0-0	0-0-0		NEUTRAL		0-0-0		0-0-0		0-0-0		
RPI	S	Opponent	Score	RPI	S	Opponent	Score	RPI	S	Opponent	Score	
28	H	Oregon St.	3 7	52	A	Long Beach St.	3 4	120	A	San Francisco	9 5	
28	H	Oregon St.	2 3	52	A	Long Beach St.	4 5	120	A	San Francisco	0 4	
28	H	Oregon St.	13 12	52	A	Long Beach St.	3 6	120	A	San Francisco	0 2	
28	H	Oregon St.	6 8	59	A	UC Irvine	0 2	121	H	Rhode Island	13 3	
38	H	Pepperdine	10 5	59	A	UC Irvine	4 5	121	H	Rhode Island	10 7	
				59	A	UC Irvine	0 2	121	H	Rhode Island	13 7	
				73	A	Southern California	5 4	124	H	Cal St. Northridge	2 4	
				76	H	Cal Poly	6 5	124	H	Cal St. Northridge	8 4	
				81	A	Nevada	2 12	124	H	Cal St. Northridge	11 1	
				81	A	Nevada	7 11	133	A	Fresno St.	7 1	
				81	A	Nevada	13 5	133	H	Fresno St.	2 3	
				86	A	St. Mary's (CA)	1 2	165	H	CSU Bakersfield	6 7	
				96	H	Loyola Marymount	5 7	165	H	CSU Bakersfield	2 8	
				96	H	Loyola Marymount	10 2	169	H	UC Riverside	5 3	
				96	H	Loyola Marymount	5 9	169	H	UC Riverside	1 4	
								169	H	UC Riverside	3 1	
								193	A	San Jose St.	5 2	
								193	A	San Jose St.	3 1	
								193	A	San Jose St.	3 2	
								197	H	UC Davis	8 2	
								197	H	UC Davis	6 10	
								197	H	UC Davis	3 2	
				LAST 15 GAMES				239	A	Pacific	6 5	
				59	A	UC Irvine	4 5	239	A	Pacific	9 2	
				59	A	UC Irvine	0 2	239	A	Pacific	6 2	
				59	A	UC Irvine	0 2	239	A	Pacific	6 5	
				197	H	UC Davis	3 2					
				197	H	UC Davis	6 10					

**Non-Div. I Games:**

UC Santa Barbara



197	H	UC Davis	8	2
86	A	St. Mary's (CA)	1	2

U  
C  
S  
a  
n  
t  
a  
B  
a  
r  
b  
a  
r  
a

U  
C  
S  
a  
n  
t  
a  
B  
a  
r  
b  
a  
r  
a



Average RPI Win:	142	WON-LOST	WINNING	LAST 15	STRENGTH OF	OPP. STRENGTH	TEAM	ADJ	CONF.	ADJ CONF.						
Average RPI Loss:	91	RECORD	PCT. RANK	GAMES	SCHEDULE	OF SCHEDULE	RPI	RPI	RPI	RPI						
DIV. I ONLY		18-21-0	.46154	180	5-10-0	112	57	137	.507	137	6	6				
DIV. I NON-CONF.		11-13-0	.45833	171	3-4-0	178	42	169	.49281	166	6	6				
<hr/>																
TOTALS	RPI 1-25	RPI 26-50		W-L RECORDS		RPI 51-100		RPI 101-150		RPI 150+						
18-21-0	0-6-0	0-0-0		OVERALL		8-8-0		1-2-0		9-5-0						
3-6-0	0-3-0	0-0-0		HOME		2-1-0		0-0-0		1-2-0						
15-15-0	0-3-0	0-0-0		AWAY		6-7-0		1-2-0		8-3-0						
0-0-0	0-0-0	0-0-0		NEUTRAL		0-0-0		0-0-0		0-0-0						
<hr/>																
11-13-0	0-3-0	0-0-0		NON-CONFERENCE		2-5-0		0-0-0		9-5-0						
1-2-0	0-0-0	0-0-0		HOME		0-0-0		0-0-0		1-2-0						
10-11-0	0-3-0	0-0-		AWAY		2-5-0		0-0-0		8-3-0						
0-0-0	0-0-0	0-0-0		NEUTRAL		0-0-0		0-0-0		0-0-0						
<hr/>																
7-8-0	0-3-0	0-0-0		CONFERENCE		6-3-0		1-2-0		0-0-0						
2-4-0	0-3-0	0-0-0		HOME		2-1-0		0-0-0		0-0-0						
5-4-0	0-0-0	0-0-0		AWAY		4-2-0		1-2-0		0-0-0						
0-0-0	0-0-0	0-0-0		NEUTRAL		0-0-0		0-0-0		0-0-0						
<hr/>																
RPI	S	Opponent	Score		RPI	S	Opponent	Score		RPI	S	Opponent	Score			
11	A	Arkansas	0	5			59	A	UC Irvine	6	1	120	A	San Francisco	0	12
11	A	Arkansas	1	8			59	A	UC Irvine	2	9	120	A	San Francisco	2	1
15	A	Stanford	9	10			59	A	UC Irvine	1	3	120	A	San Francisco	0	2
25	H	San Diego	7	14			61	A	Utah Valley	11	14	169	A	UC Riverside	8	4
25	H	San Diego	2	13			81	A	Nevada	4	3	169	A	UC Riverside	0	5
25	H	San Diego	6	12			81	A	Nevada	4	5	169	A	UC Riverside	6	2
							81	A	Nevada	3	9	186	A	Seattle	4	1
							86	A	St. Mary's (CA)	4	1	186	A	Seattle	2	5
							86	A	St. Mary's (CA)	2	7	186	A	Seattle	9	3
							86	A	St. Mary's (CA)	7	3	186	A	Seattle	6	3
							87	A	Portland	7	4	186	H	Seattle	1	2
							87	A	Portland	3	2	186	H	Seattle	9	2
							87	A	Portland	1	3	200	A	Creighton	0	2
							96	H	Loyola Marymount	2	3	202	A	Utah	9	6
							96	H	Loyola Marymount	8	6	202	A	Utah	9	8
							96	H	Loyola Marymount	7	2	202	H	Utah	4	6
												274	A	Neb. Omaha	19	9
<hr/>																
LAST 15 GAMES																
25	H	San Diego	6	12	15	A	Stanford	9	10							
25	H	San Diego	2	13	202	H	Utah	4	6							
25	H	San Diego	7	14	186	A	Seattle	2	5							
61	A	Utah Valley	11	14												
120	A	San Francisco	0	2												

**Non-Div. I Games:**

BYU



120 A San Francisco	2	1
120 A San Francisco	0	12

B  
Y  
U

B  
Y  
U



[illegible]

**Non-Div. I Games:**

Saint Louis



237	A	La Salle	8	3
237	A	La Salle	11	3

RPI	S	Opponent	Score	
245	H	St. Bonaventure	1	0
248	H	Northern Ill.	4	1
248	H	Northern Ill.	7	2
249	H	Temple	10	1
249	H	Temple	2	1
249	H	Temple	8	2
262	A	Western Ill.	7	4
262	H	Western Ill.	6	2
266	N	UT Martin	3	2
277	H	North Dakota	8	2
277	H	North Dakota	11	0
277	H	North Dakota	8	1
284	N	Mt. St. Mary's	12	1
284	N	Mt. St. Mary's	2	1
284	N	Mt. St. Mary's	10	5
284	N	Mt. St. Mary's	13	11

Saint Louis

S  
a  
i  
n  
t  
L  
o  
u  
i  
s

S  
a  
i  
n  
t  
L  
o  
u  
i  
s



Average RPI Win:	121	WON-LOST RECORD	WINNING PCT. RANK	LAST 15 GAMES	STRENGTH OF SCHEDULE	OPP. STRENGTH OF SCHEDULE	TEAM RPI	ADJ RPI	CONF. RPI	ADJ CONF. RPI		
DIV. I ONLY		18-30-0	.375	243	5-10-0	42	33	138	.50642	139	2	2
DIV. I NON-CONF.		11-12-0	.47826	150	2-1-0	176	168	173	.4909	169	2	2
<hr/>												
TOTALS	RPI 1-25	RPI 26-50		W-L RECORDS		RPI 51-100		RPI 101-150		RPI 150+		
18-30-0	1-12-0	5-5-0		OVERALL		5-7-0		1-4-0		6-2-0		
15-12-0	1-3-0	4-3-0		HOME		4-3-0		1-2-0		5-1-0		
3-17-0	0-9-0	1-2-0		AWAY		1-3-0		0-2-0		1-1-0		
0-1-0	0-0-0	0-0-0		NEUTRAL		0-1-0		0-0-0		0-0-0		
11-12-0	0-1-0	2-2-0		NON-CONFERENCE		2-3-0		1-4-0		6-2-0		
8-7-0	0-1-0	1-0-0		HOME		1-3-0		1-2-0		5-1-0		
3-5-0	0-0-0	1-0-		AWAY		1-0-0		0-2-0		1-1-0		
0-0-0	0-0-0	0-0-0		NEUTRAL		0-0-0		0-0-0		0-0-0		
7-18-0	1-11-0	3-3-0		CONFERENCE		3-4-0		0-0-0		0-0-0		
7-5-0	1-2-0	3-3-0		HOME		3-0-0		0-0-0		0-0-0		
0-12-0	0-9-0	0-0-0		AWAY		0-3-0		0-0-0		0-0-0		
0-1-0	0-0-0	0-0-0		NEUTRAL		0-1-0		0-0-0		0-0-0		
<hr/>												
RPI	S	Opponent	Score	RPI	S	Opponent	Score	RPI	S	Opponent	Score	
5	A	LSU	1 7	39	H	Mississippi St.	2 3	64	H	Auburn	6 2	
5	A	LSU	1 5	39	H	Mississippi St.	1 3	64	H	Auburn	4 3	
5	A	LSU	2 10	39	H	Mississippi St.	8 7	64	H	Auburn	10 6	
9	A	South Carolina	0 1	43	H	Louisville	7 6	64	N	Auburn	3 8	
9	A	South Carolina	11 12	47	H	Vanderbilt	6 4	68	A	Samford	5 4	
9	A	South Carolina	1 9	47	H	Vanderbilt	7 9	68	H	Samford	6 5	
11	A	Arkansas	4 8	47	H	Vanderbilt	8 6	78	H	Fla. Atlantic	2 5	
11	A	Arkansas	3 4	49	A	Tulane	7 9	78	H	Fla. Atlantic	2 9	
11	A	Arkansas	4 7	49	A	Tulane	6 2	78	H	Fla. Atlantic	4 9	
19	H	Ole Miss	3 2	49	A	Tulane	2 7	100	A	Tennessee	3 5	
19	H	Ole Miss	7 11					100	A	Tennessee	2 4	
19	H	Ole Miss	4 8					100	A	Tennessee	8 10	
23	H	East Carolina	1 3									

Non-Div. I Games:

Alabama



9	A	South Carolina	0	1
68	A	Samford	5	4

A  
l  
a  
b  
a  
m  
a

A  
l  
a  
b  
a  
m  
a



[illegible]

**Non-Div. I Games:**

Arkansas St.



147	A	Middle Tenn.	8	5
78	A	Fla. Atlantic	2	6

RPI	S	Opponent	Score	
198	H	Murray St.	11	3
205	H	UALR	7	3
205	H	UALR	8	4
205	H	UALR	3	2
214	N	Dayton	9	3
232	A	Southeast Mo. St.	3	5
232	H	Southeast Mo. St.	10	5
248	N	Northern Ill.	5	6
273	H	South Dakota St.	12	7
273	H	South Dakota St.	15	5
273	H	South Dakota St.	10	1
289	H	Ark.-Pine Bluff	4	2



Average RPI Win: 211		WON-LOST RECORD		WINNING PCT. RANK		LAST 15 GAMES		STRENGTH OF SCHEDULE		OPP. STRENGTH OF SCHEDULE		TEAM RPI		ADJ RPI		CONF. RPI		ADJ CONF. RPI			
DIV. I ONLY		29-20-0		.59184 79		9-5-0		202		235		142		.50474 141		24		25			
DIV. I NON-CONF.		16-13-0		.55172 114		3-1-0		202		169		147		.50374 144		27		27			
TOTALS		RPI 1-25		RPI 26-50		W-L RECORDS		RPI 51-100		RPI 101-150		RPI 150+									
29-20-0		1-3-0		0-0-0		OVERALL		1-3-0		4-4-0		23-10-0									
8-8-0		0-0-0		0-0-0		HOME		0-0-0		4-4-0		4-4-0									
18-12-0		1-3-0		0-0-0		AWAY		1-3-0		0-0-0		16-6-0									
3-0-0		0-0-0		0-0-0		NEUTRAL		0-0-0		0-0-0		3-0-0									
16-13-0		1-3-0		0-0-0		NON-CONFERENCE		1-3-0		2-2-0		12-5-0									
4-4-0		0-0-0		0-0-0		HOME		0-0-0		2-2-0		2-2-0									
9-9-0		1-3-0		0-0-		AWAY		1-3-0		0-0-0		7-3-0									
3-0-0		0-0-0		0-0-0		NEUTRAL		0-0-0		0-0-0		3-0-0									
13-7-0		0-0-0		0-0-0		CONFERENCE		0-0-0		2-2-0		11-5-0									
4-4-0		0-0-0		0-0-0		HOME		0-0-0		2-2-0		2-2-0									
9-3-0		0-0-0		0-0-0		AWAY		0-0-0		0-0-0		9-3-0									
0-0-0		0-0-0		0-0-0		NEUTRAL		0-0-0		0-0-0		0-0-0									
RPI S	Opponent		Score		RPI S	Opponent		Score		RPI S	Opponent		Score		RPI S	Opponent		Score			
17 A	Texas A&M		2	3						60 A	St. John's (NY)		4	13	106 H	Stony Brook		5	3		
17 A	Texas A&M		7	3						63 A	Boston College		3	1	106 H	Stony Brook		3	1		
17 A	Texas A&M		2	8						84 A	Campbell		4	9	131 H	Army		3	4		
24 A	Clemson		4	16						84 A	Campbell		0	8	131 H	Army		5	0		
															131 H	Army		2	4		
															131 H	Army		6	3		
															150 H	Columbia		1	3		
															150 H	Columbia		0	6		
															166 A	Dartmouth		2	4		
															168 A	Massachusetts		4	3		
															171 H	Marist		11	7		
															191 A	Charlotte		5	1		
															201 A	Winthrop		3	0		
															201 A	Winthrop		4	3		
															201 A	Winthrop		2	3		
															204 A	Siena		6	4		
															207 H	Central Conn. St.		4	13		
															230 N	Albany (NY)		4	3		
															230 N	Albany (NY)		10	9		
															233 H	Harvard		6	7		
															247 A	Bucknell		11	7		
															247 A	Bucknell		3	1		
															247 A	Bucknell		1	3		
															247 A	Bucknell		5	1		
															254 A	Navy		6	3		
															254 A	Navy		15	3		
															254 A	Navy		2	8		
LAST 15 GAMES				131 H Army				5	0	269 A Lehigh				3	1	247 A Bucknell				1	3
				131 H Army				3	4	269 A Lehigh				1	4	247 A Bucknell				5	1
				131 H Army				2	4	269 A Lehigh				11	7	254 A Navy				6	3
				131 H Army				6	3							254 A Navy				15	3
				204 A Siena				6	4							254 A Navy				2	8

Non-Div. I Games: Anna Maria 7 0

Holy Cross



Holy Cross

272	A	Yale	4	5
269	A	Lehigh	16	5

Through Games Of Sunday, May 6

RPI	S	Opponent	Score	
254	A	Navy	8	4
269	A	Lehigh	16	5
269	A	Lehigh	3	1
269	A	Lehigh	1	4
269	A	Lehigh	11	7
271	H	Lafayette	6	12
271	H	Lafayette	4	0
271	H	Lafayette	8	0
271	H	Lafayette	6	12
272	A	Yale	4	5
280	H	Hartford	8	2
281	N	N.C. Central	7	1
282	A	Brown	9	0
282	A	Brown	12	6

Holy Cross

H  
O  
L  
Y  
C  
r  
o  
s  
s

H  
O  
L  
Y  
C  
r  
o  
s  
s



Average RPI Win: 219		WON-LOST	WINNING	LAST 15	STRENGTH OF		OPP. STRENGTH	TEAM	ADJ	CONF.	ADJ CONF.						
Average RPI Loss: 122		RECORD	PCT. RANK	GAMES	SCHEDULE		OF SCHEDULE	RPI	RPI	RPI	RPI						
DIV. I ONLY		24-21-0	.53333	118	13-2-0		155	232	143	.50458	142	26	27				
DIV. I NON-CONF.		7-14-0	.33333	239	2-1-0		44	116	180	.48788	176	24	25				
<hr/>																	
TOTALS		RPI 1-25		RPI 26-50		W-L RECORDS		RPI 51-100		RPI 101-150		RPI 150+					
24-21-0		1-2-0		0-2-0		OVERALL		0-6-0		4-4-0		19-7-0					
7-3-0		0-0-0		0-0-0		HOME		0-0-0		0-3-0		7-0-0					
17-18-0		1-2-0		0-2-0		AWAY		0-6-0		4-1-0		12-7-0					
0-0-0		0-0-0		0-0-0		NEUTRAL		0-0-0		0-0-0		0-0-0					
7-14-0		1-2-0		0-2-0		NON-CONFERENCE		0-6-0		2-0-0		4-4-0					
1-0-0		0-0-0		0-0-0		HOME		0-0-0		0-0-0		1-0-0					
6-14-0		1-2-0		0-0-		AWAY		0-6-0		2-0-0		3-4-0					
0-0-0		0-0-0		0-0-0		NEUTRAL		0-0-0		0-0-0		0-0-0					
17-7-0		0-0-0		0-0-0		CONFERENCE		0-0-0		2-4-0		15-3-0					
6-3-0		0-0-0		0-0-0		HOME		0-0-0		0-3-0		6-0-0					
11-4-0		0-0-0		0-0-0		AWAY		0-0-0		2-1-0		9-3-0					
0-0-0		0-0-0		0-0-0		NEUTRAL		0-0-0		0-0-0		0-0-0					
RPI	S	Opponent		Score		RPI	S	Opponent		Score		RPI	S	Opponent		Score	
11	A	Arkansas		3	7	40	A	Wake Forest		0	3	56	A	Indiana St.		1	2
11	A	Arkansas		10	9	40	A	Wake Forest		4	13	71	A	S.C. Upstate		2	8
11	A	Arkansas		3	4							77	A	Belmont		3	5
												84	A	Campbell		3	7
												84	A	Campbell		5	6
												84	A	Campbell		2	3
														114 A Wright St.			
														114 A Wright St.			
														114 A Wright St.			
														114 H Wright St.			
														114 H Wright St.			
														114 H Wright St.			
														143 A Wofford			
														167 A Gardner-Webb			
														198 A Murray St.			
														198 A Murray St.			
														198 A Murray St.			
														201 A Winthrop			
														215 A Western Mich.			
														215 H Western Mich.			
														241 A Ill.-Chicago			
														241 A Ill.-Chicago			
														241 A Ill.-Chicago			
														242 A Milwaukee			
														242 A Milwaukee			
														242 A Milwaukee			
														242 H Milwaukee			
														242 H Milwaukee			
														242 H Milwaukee			
														268 A Butler			
														268 A Butler			
														268 A Butler			
														268 A Butler			
LAST 15 GAMES																	
														287 A IPFW		11	8
														268 H Butler		3	2
														268 H Butler		1	0
														114 A Wright St.		4	3
														114 A Wright St.		2	3
														114 A Wright St.		12	11
														104 A Notre Dame		7	4
														242 A Milwaukee		4	1

Non-Div. I Games: Grace (IN) 12 5

Valparaiso



242	A	Milwaukee	2	1
242	A	Milwaukee	9	3

RPI	S	Opponent	Score	
268	H	Butler	1	0
268	H	Butler	4	2
268	H	Butler	3	2
287	A	IPFW	11	8
290	A	Youngstown St.	7	4
290	A	Youngstown St.	5	4
290	A	Youngstown St.	10	0



Average RPI Win:		133	WON-LOST RECORD		WINNING PCT. RANK		LAST 15 GAMES		STRENGTH OF SCHEDULE		OPP. STRENGTH OF SCHEDULE		TEAM RPI		ADJ RPI		CONF. RPI		ADJ CONF. RPI	
DIV. I ONLY			19-28-0		.40426 221		6-9-0		64		112		149		.5028 143		8		7	
DIV. I NON-CONF.			13-10-0		.56522 104		3-0-0		91		185		92		.53169 89		7		7	
TOTALS		RPI 1-25		RPI 26-50		W-L RECORDS		RPI 51-100		RPI 101-150		RPI 150+								
19-28-0		1-1-0		2-8-0		OVERALL		5-6-0		4-6-0		7-7-0								
14-16-0		0-1-0		2-4-0		HOME		4-4-0		2-4-0		6-3-0								
5-12-0		1-0-0		0-4-0		AWAY		1-2-0		2-2-0		1-4-0								
0-0-0		0-0-0		0-0-0		NEUTRAL		0-0-0		0-0-0		0-0-0								
13-10-0		1-1-0		0-1-0		NON-CONFERENCE		2-0-0		3-4-0		7-4-0								
10-8-0		0-1-0		0-0-0		HOME		2-0-0		2-4-0		6-3-0								
3-2-0		1-0-0		0-0-		AWAY		0-0-0		1-0-0		1-1-0								
0-0-0		0-0-0		0-0-0		NEUTRAL		0-0-0		0-0-0		0-0-0								
6-18-0		0-0-0		2-7-0		CONFERENCE		3-6-0		1-2-0		0-3-0								
4-8-0		0-0-0		2-4-0		HOME		2-4-0		0-0-0		0-0-0								
2-10-0		0-0-0		0-3-0		AWAY		1-2-0		1-2-0		0-3-0								
0-0-0		0-0-0		0-0-0		NEUTRAL		0-0-0		0-0-0		0-0-0								
RPI	S	Opponent		Score		RPI	S	Opponent		Score		RPI	S	Opponent		Score				
9	A	South Carolina		5	4	29	H	Appalachian St.		6	7	123	A	Citadel		7	8			
10	H	Kentucky		4	10	29	H	Appalachian St.		2	3	123	A	Citadel		8	2			
						29	H	Appalachian St.		0	6	123	A	Citadel		4	8			
						32	A	Virginia Tech		4	13	142	H	Valparaiso		7	8			
						37	A	Col. of Charleston		4	8	146	H	East Tenn. St.		3	5			
						37	A	Col. of Charleston		1	5	148	A	UNC Asheville		9	4			
						37	A	Col. of Charleston		1	8	148	H	UNC Asheville		4	3			
						50	H	Elon		3	13	149	H	Eastern Ky.		2	10			
						50	H	Elon		2	0	149	H	Eastern Ky.		6	5			
						50	H	Elon		11	5	149	H	Eastern Ky.		3	8			
												161	A	Presbyterian		5	8			
												161	H	Presbyterian		5	4			
												167	A	Gardner-Webb		9	2			
												167	H	Gardner-Webb		2	3			
												183	A	Davidson		1	2			
												183	A	Davidson		0	1			
												183	A	Davidson		4	5			
												184	H	Pittsburgh		8	7			
												184	H	Pittsburgh		4	8			
												184	H	Pittsburgh		12	22			
												214	H	Dayton		6	5			
												230	H	Albany (NY)		8	1			
												258	H	Air Force		2	0			
												258	H	Air Force		5	4			
LAST 15 GAMES																				
						94	A	Furman		5	9	148	A	UNC Asheville		9	4			
						94	A	Furman		11	10	50	H	Elon		3	13			
						94	A	Furman		3	4	50	H	Elon		2	0			
						71	H	S.C. Upstate		7	6									
						29	H	Appalachian St.		0	6									

**Non-Div. I Games:**

Wofford



29 H Appalachian St.	6	7
29 H Appalachian St.	2	3

W  
o  
f  
f  
o  
r  
d

W  
o  
f  
f  
o  
r  
d



Average RPI Win:	183	WON-LOST RECORD	WINNING PCT. RANK	LAST 15 GAMES	STRENGTH OF SCHEDULE	OPP. STRENGTH OF SCHEDULE	TEAM RPI	ADJ RPI	CONF. RPI	ADJ CONF. RPI			
Average RPI Loss:	146												
DIV. I ONLY	28-18-0	.6087	66	9-6-0	248	145	144	.50163	144	20	20		
DIV. I NON-CONF.	14-12-0	.53846	123	2-1-0	220	129	162	.49419	163	19	19		
<hr/>													
TOTALS	RPI 1-25	RPI 26-50		W-L RECORDS	RPI 51-100		RPI 101-150		RPI 150+				
28-18-0	0-0-0	0-0-0		OVERALL	5-5-0		7-4-0		16-9-0				
15-9-0	0-0-0	0-0-0		HOME	3-2-0		2-1-0		10-6-0				
13-9-0	0-0-0	0-0-0		AWAY	2-3-0		5-3-0		6-3-0				
0-0-0	0-0-0	0-0-0		NEUTRAL	0-0-0		0-0-0		0-0-0				
<hr/>													
14-12-0	0-0-0	0-0-0		NON-CONFERENCE	5-5-0		3-2-0		6-5-0				
9-6-0	0-0-0	0-0-0		HOME	3-2-0		2-1-0		4-3-0				
5-6-0	0-0-0	0-0-		AWAY	2-3-0		1-1-0		2-2-0				
0-0-0	0-0-0	0-0-0		NEUTRAL	0-0-0		0-0-0		0-0-0				
<hr/>													
14-6-0	0-0-0	0-0-0		CONFERENCE	0-0-0		4-2-0		10-4-0				
6-3-0	0-0-0	0-0-0		HOME	0-0-0		0-0-0		6-3-0				
8-3-0	0-0-0	0-0-0		AWAY	0-0-0		4-2-0		4-1-0				
0-0-0	0-0-0	0-0-0		NEUTRAL	0-0-0		0-0-0		0-0-0				
<hr/>													
RPI S	Opponent	Score	RPI S	Opponent	Score	RPI S	Opponent	Score	RPI S	Opponent	Score		
						57 H	Illinois St.	9 6	107 H	Evansville	3 7		
						57 H	Illinois St.	2 0	108 A	Lipscomb	12 7		
						57 H	Illinois St.	3 2	140 H	Arkansas St.	10 9		
						57 H	Illinois St.	1 10	145 A	SIU Edwardsville	8 9		
						62 A	Ohio St.	3 7	145 A	SIU Edwardsville	6 2		
						62 A	Ohio St.	3 4	145 A	SIU Edwardsville	9 5		
						62 A	Ohio St.	7 2	147 A	Middle Tenn.	7 10		
						70 A	Memphis	2 3	147 H	Middle Tenn.	10 3		
						77 H	Belmont	2 6	149 A	Eastern Ky.	10 9		
						100 A	Tennessee	8 4	149 A	Eastern Ky.	18 2		
									149 A	Eastern Ky.	6 7		
									162 A	Eastern Ill.	8 7		
									162 A	Eastern Ill.	1 2		
									173 H	Western Ky.	8 12		
									182 A	Georgia St.	7 9		
									182 A	Georgia St.	5 8		
									182 A	Georgia St.	5 3		
									195 H	Jacksonville St.	5 2		
									195 H	Jacksonville St.	2 17		
									195 H	Jacksonville St.	2 8		
									198 H	Murray St.	13 12		
									198 H	Murray St.	7 13		
									198 H	Murray St.	9 8		
									214 H	Dayton	1 12		
									216 H	Iowa	4 3		
									232 A	Southeast Mo. St.	5 2		
									232 A	Southeast Mo. St.	11 7		
<hr/>													
			LAST 15 GAMES										
			145 A	SIU Edwardsville	8 9	149 A	Eastern Ky.	18 2	198 H	Murray St.	9 8		
			145 A	SIU Edwardsville	6 2	149 A	Eastern Ky.	6 7	214 H	Dayton	1 12		
			145 A	SIU Edwardsville	9 5	149 A	Eastern Ky.	10 9	216 H	Iowa	4 3		
			195 H	Jacksonville St.	2 8						232 A	Southeast Mo. St.	5 2
			195 H	Jacksonville St.	2 17						232 A	Southeast Mo. St.	11 7

Non-Div. I Games:

Austin Peay



195	H	Jacksonville St.	5	2
100	A	Tennessee	8	4

RPI	S	Opponent	Score	
232	A	Southeast Mo. St.	8	5
248	H	Northern Ill.	1	5
266	H	UT Martin	12	8
266	H	UT Martin	10	2
266	H	UT Martin	4	0
270	H	Akron	14	4
290	H	Youngstown St.	8	2
296	A	Alabama A&M	7	1
296	H	Alabama A&M	19	4

A  
u  
s  
t  
i  
n  
P  
e  
a  
y

A  
u  
s  
t  
i  
n  
P  
e  
a  
y



[illegible]

<b>Non-Div. I Games:</b>	<b>Benedictine-Sprngfld</b>	<b>10</b>	<b>9</b>	<b>Mo.-St. Louis</b>	<b>9</b>	<b>3</b>
--------------------------	-----------------------------	-----------	----------	----------------------	----------	----------

SIU Edwardsville



198	A	Murray St.	8	6
198	A	Murray St.	5	11

RPI	S	Opponent	Score	
198	A	Murray St.	8	6
198	A	Murray St.	5	11
211	A	Tennessee Tech	5	18
211	A	Tennessee Tech	10	6
211	A	Tennessee Tech	10	3
266	H	UT Martin	10	2
266	H	UT Martin	3	2
266	H	UT Martin	12	5
273	H	South Dakota St.	4	2
273	H	South Dakota St.	0	5
273	H	South Dakota St.	8	11

SIU Edwardsville

SIU Edwardsville

SIU Edwardsville



Average RPI Win: 140		WON-LOST RECORD		WINNING PCT. RANK		LAST 15 GAMES		STRENGTH OF SCHEDULE		OPP. STRENGTH OF SCHEDULE		TEAM RPI		ADJ RPI		CONF. RPI		ADJ CONF. RPI	
DIV. I ONLY		21-26-0		.44681 195		5-10-0		106		95		148		.50009 146		10		10	
DIV. I NON-CONF.		14-12-0		.53846 123		2-5-0		112		76		100		.5238 103		12		12	
TOTALS		RPI 1-25		RPI 26-50		W-L RECORDS		RPI 51-100		RPI 101-150		RPI 150+							
21-26-0		0-3-0		1-0-0		OVERALL		6-10-0		8-10-0		6-3-0							
16-14-0		0-0-0		1-0-0		HOME		5-8-0		5-5-0		5-1-0							
5-12-0		0-3-0		0-0-0		AWAY		1-2-0		3-5-0		1-2-0							
0-0-0		0-0-0		0-0-0		NEUTRAL		0-0-0		0-0-0		0-0-0							
14-12-0		0-3-0		1-0-0		NON-CONFERENCE		5-5-0		3-3-0		5-1-0							
12-6-0		0-0-0		1-0-0		HOME		4-3-0		2-2-0		5-1-0							
2-6-0		0-3-0		0-0-		AWAY		1-2-0		1-1-0		0-0-0							
0-0-0		0-0-0		0-0-0		NEUTRAL		0-0-0		0-0-0		0-0-0							
7-14-0		0-0-0		0-0-0		CONFERENCE		1-5-0		5-7-0		1-2-0							
4-8-0		0-0-0		0-0-0		HOME		1-5-0		3-3-0		0-0-0							
3-6-0		0-0-0		0-0-0		AWAY		0-0-0		2-4-0		1-2-0							
0-0-0		0-0-0		0-0-0		NEUTRAL		0-0-0		0-0-0		0-0-0							
RPI S	Opponent	Score		RPI S	Opponent	Score		RPI S	Opponent	Score		RPI S	Opponent	Score					
21 A	Arizona	7	24	29 H	Appalachian St.	7	4	71 H	S.C. Upstate	7	9	102 H	North Florida	4	13				
21 A	Arizona	6	21					71 H	S.C. Upstate	7	8	102 H	North Florida	2	5				
21 A	Arizona	4	6					71 H	S.C. Upstate	4	6	102 H	North Florida	6	1				
								72 A	Western Caro.	3	7	108 A	Lipscomb	2	6				
								72 H	Western Caro.	1	6	108 A	Lipscomb	1	5				
								77 H	Belmont	2	8	108 A	Lipscomb	4	7				
								77 H	Belmont	8	3	115 H	Mercer	1	3				
								77 H	Belmont	3	4	115 H	Mercer	13	8				
								94 A	Furman	14	2	115 H	Mercer	7	2				
								94 H	Furman	4	7	126 A	Fla. Gulf Coast	0	4				
								95 H	Radford	7	2	126 A	Fla. Gulf Coast	7	2				
								99 H	Indiana	2	1	126 A	Fla. Gulf Coast	2	1				
								99 H	Indiana	5	10	143 A	Wofford	5	3				
								99 H	Indiana	4	3	148 A	UNC Asheville	3	7				
								100 A	Tennessee	4	5	148 H	UNC Asheville	3	1				
								100 H	Tennessee	4	3	149 H	Eastern Ky.	6	7				
												149 H	Eastern Ky.	8	3				
												149 H	Eastern Ky.	2	8				
												210 H	Saint Joseph's	12	4				
												210 H	Saint Joseph's	3	2				
												210 H	Saint Joseph's	4	3				
												213 A	Jacksonville	7	6				
												213 A	Jacksonville	3	6				
												213 A	Jacksonville	2	5				
												237 H	La Salle	15	3				
												237 H	La Salle	9	6				
												237 H	La Salle	3	6				
LAST 15 GAMES				213 A	Jacksonville	3	6	72 H	Western Caro.	1	6	213 A	Jacksonville	3	6				
				213 A	Jacksonville	7	6	94 A	Furman	14	2	213 A	Jacksonville	2	5				
				213 A	Jacksonville	2	5	115 H	Mercer	7	2	237 H	La Salle	15	3				
				29 H	Appalachian St.	7	4					237 H	La Salle	9	6				
				21 A	Arizona	6	21					237 H	La Salle	3	6				

Non-Div. I Games:

East Tenn. St.



21	A	Arizona	4	6
21	A	Arizona	7	24

E  
a  
s  
t  
T  
e  
n  
n  
.  
S  
t  
.

E  
a  
s  
t  
T  
e  
n  
n  
.  
S  
t  
.



Average RPI Win: 169		WON-LOST	WINNING	LAST 15	STRENGTH OF		OPP. STRENGTH	TEAM	ADJ		CONF.	ADJ CONF.
Average RPI Loss: 123		RECORD	PCT. RANK	GAMES	SCHEDULE		OF SCHEDULE	RPI	RPI		RPI	RPI
DIV. I ONLY		26-23-0	.53061	124	5-10-0		177	137	145		.49999	147
DIV. I NON-CONF.		14-11-0	.56	107	2-2-0		214	113	142		.50156	151
TOTALS		RPI 1-25	RPI 26-50		W-L RECORDS		RPI 51-100		RPI 101-150		RPI 150+	
26-23-0		0-0-0	0-2-0		OVERALL		3-4-0		8-11-0		15-6-0	
18-10-0		0-0-0	0-1-0		HOME		2-3-0		5-3-0		11-3-0	
8-13-0		0-0-0	0-1-0		AWAY		1-1-0		3-8-0		4-3-0	
0-0-0		0-0-0	0-0-0		NEUTRAL		0-0-0		0-0-0		0-0-0	
14-11-0		0-0-0	0-2-0		NON-CONFERENCE		2-2-0		5-5-0		7-2-0	
11-5-0		0-0-0	0-1-0		HOME		1-1-0		4-1-0		6-2-0	
3-6-0		0-0-0	0-0-		AWAY		1-1-0		1-4-0		1-0-0	
0-0-0		0-0-0	0-0-0		NEUTRAL		0-0-0		0-0-0		0-0-0	
12-12-0		0-0-0	0-0-0		CONFERENCE		1-2-0		3-6-0		8-4-0	
7-5-0		0-0-0	0-0-0		HOME		1-2-0		1-2-0		5-1-0	
5-7-0		0-0-0	0-0-0		AWAY		0-0-0		2-4-0		3-3-0	
0-0-0		0-0-0	0-0-0		NEUTRAL		0-0-0		0-0-0		0-0-0	
RPI S	Opponent	Score	RPI S	Opponent	Score	RPI S	Opponent	Score	RPI S	Opponent	Score	
			47 A	Vanderbilt	1 5	70 H	Memphis	5 13	108 A	Lipscomb	2 3	
			47 H	Vanderbilt	4 8	70 H	Memphis	8 7	108 A	Lipscomb	1 3	
						77 A	Belmont	5 20	111 A	Southern Ill.	3 5	
						78 H	Fla. Atlantic	0 3	111 A	Southern Ill.	14 5	
						78 H	Fla. Atlantic	5 1	116 A	La.-Monroe	3 2	
						78 H	Fla. Atlantic	1 4	116 A	La.-Monroe	0 13	
						100 A	Tennessee	5 4	116 A	La.-Monroe	7 13	
									118 A	FIU	6 12	
									118 A	FIU	13 3	
									118 A	FIU	4 8	
									119 H	Louisiana Tech	13 4	
									119 H	Louisiana Tech	3 4	
									119 H	Louisiana Tech	4 2	
									138 H	Saint Louis	3 2	
									140 H	Arkansas St.	5 3	
									140 H	Arkansas St.	5 8	
									140 H	Arkansas St.	5 8	
									144 A	Austin Peay	3 10	
									144 H	Austin Peay	10 7	
									163 A	Troy	3 10	
									163 A	Troy	2 6	
									163 A	Troy	12 10	
									172 A	South Ala.	17 1	
									172 A	South Ala.	12 3	
									172 A	South Ala.	5 7	
									173 H	Western Ky.	9 1	
									173 H	Western Ky.	7 2	
LAST 15 GAMES												
			118 A	FIU	13 3		211 A	Tennessee Tech	10 7			
			118 A	FIU	6 12		116 A	La.-Monroe	7 13			
			118 A	FIU	4 8		116 A	La.-Monroe	3 2			
			140 H	Arkansas St.	5 3							
			140 H	Arkansas St.	5 8							

Non-Div. I Games:

Middle Tenn.



Middle Tenn.

140	H	Arkansas St.	5	8
47	H	Vanderbilt	4	8

Through Games Of Sunday, May 6

RPI	S	Opponent	Score	
173	H	Western Ky.	2	9
175	H	Kansas	3	7
205	H	UALR	7	6
205	H	UALR	4	0
205	H	UALR	4	3
211	A	Tennessee Tech	10	7
211	H	Tennessee Tech	3	1
244	H	Ohio	4	1
244	H	Ohio	4	0
244	H	Ohio	2	1
259	H	Ball St.	7	4
259	H	Ball St.	6	1
259	H	Ball St.	4	5

Middle Tenn.

M  
i  
d  
d  
l  
e  
T  
e  
n  
n  
.

M  
i  
d  
d  
l  
e  
T  
e  
n  
n  
.



Average RPI Win:		177	WON-LOST RECORD		WINNING PCT. RANK	LAST 15 GAMES		STRENGTH OF SCHEDULE		OPP. STRENGTH OF SCHEDULE	TEAM RPI	ADJ RPI	CONF. RPI	ADJ CONF. RPI			
Average RPI Loss:		115															
DIV. I ONLY			22-23-0		.48889	159	8-7-0		148	149	150	.49972	148	15	15		
DIV. I NON-CONF.			11-13-0		.45833	171	1-2-0		162	139	174	.49011	174	17	17		
TOTALS		RPI 1-25		RPI 26-50		W-L RECORDS		RPI 51-100		RPI 101-150		RPI 150+					
22-23-0		0-3-0		1-2-0		OVERALL		5-8-0		4-3-0		12-7-0					
12-8-0		0-0-0		0-0-0		HOME		3-2-0		1-1-0		8-5-0					
10-14-0		0-2-0		1-2-0		AWAY		2-6-0		3-2-0		4-2-0					
0-1-0		0-1-0		0-0-0		NEUTRAL		0-0-0		0-0-0		0-0-0					
11-13-0		0-3-0		1-2-0		NON-CONFERENCE		2-2-0		1-3-0		7-3-0					
6-5-0		0-0-0		0-0-0		HOME		1-1-0		1-1-0		4-3-0					
5-7-0		0-2-0		1-0-		AWAY		1-1-0		0-2-0		3-0-0					
0-1-0		0-1-0		0-0-0		NEUTRAL		0-0-0		0-0-0		0-0-0					
11-10-0		0-0-0		0-0-0		CONFERENCE		3-6-0		3-0-0		5-4-0					
6-3-0		0-0-0		0-0-0		HOME		2-1-0		0-0-0		4-2-0					
5-7-0		0-0-0		0-0-0		AWAY		1-5-0		3-0-0		1-2-0					
0-0-0		0-0-0		0-0-0		NEUTRAL		0-0-0		0-0-0		0-0-0					
RPI	S	Opponent		Score		RPI	S	Opponent		Score		RPI	S	Opponent		Score	
8	A	North Carolina		5	10	40	A	Wake Forest		8	9	69	H	Liberty		2	0
9	A	South Carolina		1	8	46	A	UNC Wilmington		7	2	69	H	Liberty		7	6
13	N	North Carolina St.		1	10	46	A	UNC Wilmington		1	8	69	H	Liberty		6	16
												72	H	Western Caro.		3	1
												84	A	Campbell		6	13
												84	A	Campbell		3	2
												84	A	Campbell		3	4
												94	A	Furman		5	4
												94	H	Furman		1	6
												95	A	Radford		0	9
												95	A	Radford		1	16
												95	A	Radford		1	2
												97	A	UNC Greensboro		5	13



69 H Liberty	2	0
69 H Liberty	7	6



Average RPI Win: 180		WON-LOST	WINNING	LAST 15	STRENGTH OF		OPP. STRENGTH	TEAM	ADJ		CONF.	ADJ CONF.					
Average RPI Loss: 138		RECORD	PCT. RANK	GAMES	SCHEDULE		OF SCHEDULE	RPI	RPI		RPI	RPI					
DIV. I ONLY		24-20-0	.54545	114	10-5-0		186	155	146	.49937	149	20	20				
DIV. I NON-CONF.		10-13-0	.43478	186	2-0-0		144	130	175	.48732	178	19	19				
TOTALS		RPI 1-25	RPI 26-50		W-L RECORDS		RPI 51-100		RPI 101-150		RPI 150+						
24-20-0		0-0-0	0-1-0		OVERALL		2-8-0		8-4-0		14-7-0						
11-10-0		0-0-0	0-0-0		HOME		1-3-0		4-2-0		6-5-0						
13-10-0		0-0-0	0-1-0		AWAY		1-5-0		4-2-0		8-2-0						
0-0-0		0-0-0	0-0-0		NEUTRAL		0-0-0		0-0-0		0-0-0						
10-13-0		0-0-0	0-1-0		NON-CONFERENCE		2-8-0		4-2-0		4-2-0						
4-5-0		0-0-0	0-0-0		HOME		1-3-0		0-0-0		3-2-0						
6-8-0		0-0-0	0-0-		AWAY		1-5-0		4-2-0		1-0-0						
0-0-0		0-0-0	0-0-0		NEUTRAL		0-0-0		0-0-0		0-0-0						
14-7-0		0-0-0	0-0-0		CONFERENCE		0-0-0		4-2-0		10-5-0						
7-5-0		0-0-0	0-0-0		HOME		0-0-0		4-2-0		3-3-0						
7-2-0		0-0-0	0-0-0		AWAY		0-0-0		0-0-0		7-2-0						
0-0-0		0-0-0	0-0-0		NEUTRAL		0-0-0		0-0-0		0-0-0						
RPI	S	Opponent	Score		RPI	S	Opponent	Score		RPI	S	Opponent	Score				
			43	A	Louisville	2	7	56	H	Indiana St.	6	13	143	A	Wofford	10	2
								56	H	Indiana St.	10	11	143	A	Wofford	5	6
								56	H	Indiana St.	11	10	143	A	Wofford	8	3
								71	A	S.C. Upstate	0	4	144	H	Austin Peay	7	6
								71	A	S.C. Upstate	4	6	144	H	Austin Peay	9	10
								71	A	S.C. Upstate	6	12	144	H	Austin Peay	2	18
								97	A	UNC Greensboro	6	5	145	H	SIU Edwardsville	8	2
								97	A	UNC Greensboro	5	7	145	H	SIU Edwardsville	8	1
								99	A	Indiana	5	11	145	H	SIU Edwardsville	15	11
								99	H	Indiana	4	6	146	A	East Tenn. St.	7	6
													146	A	East Tenn. St.	3	8
													146	A	East Tenn. St.	8	2
													162	H	Eastern Ill.	7	9
													162	H	Eastern Ill.	9	2
													162	H	Eastern Ill.	5	4
													189	A	Morehead St.	6	4
													189	A	Morehead St.	4	3
													189	A	Morehead St.	9	1
													195	H	Jacksonville St.	2	4
													195	H	Jacksonville St.	1	4
													195	H	Jacksonville St.	3	2
			LAST 15 GAMES										220	A	Marshall	12	4
			266	A	UT Martin	8	7	244	H	Ohio	12	1	220	H	Marshall	10	3
			266	A	UT Martin	16	3	144	H	Austin Peay	2	18	232	A	Southeast Mo. St.	7	9
			266	A	UT Martin	7	11	144	H	Austin Peay	7	6	232	A	Southeast Mo. St.	9	6
			189	A	Morehead St.	9	1						232	A	Southeast Mo. St.	9	1
			189	A	Morehead St.	4	3						235	H	Bowling Green	4	8

Non-Div. I Games:

Eastern Ky.



Eastern Ky.

189	A	Morehead St.	6	4
220	A	Marshall	12	4

Through Games Of Sunday, May 6

RPI	S	Opponent	Score	
235	H	Bowling Green	2	22
235	H	Bowling Green	10	8
244	H	Ohio	12	1
266	A	UT Martin	8	7
266	A	UT Martin	7	11
266	A	UT Martin	16	3

Eastern Ky.

E  
a  
s  
t  
e  
r  
n  
K  
y  
.

E  
a  
s  
t  
e  
r  
n  
K  
y  
.



Average RPI Win: 175		WON-LOST	WINNING	LAST 15	STRENGTH OF		OPP. STRENGTH	TEAM	ADJ	CONF.	ADJ CONF.				
Average RPI Loss: 143		RECORD	PCT. RANK	GAMES	SCHEDULE		OF SCHEDULE	RPI	RPI	RPI	RPI				
DIV. I ONLY		21-24-0	.46667	170	8-7-0		118	208	156	.49836	150	22	22		
DIV. I NON-CONF.		9-16-0	.36	231	1-3-0		35	178	165	.49541	161	21	21		
TOTALS		RPI 1-25	RPI 26-50		W-L RECORDS		RPI 51-100		RPI 101-150		RPI 150+				
21-24-0		1-3-0	0-1-0		OVERALL		2-0-0		8-10-0		10-10-0				
10-6-0		0-0-0	0-0-0		HOME		1-0-0		4-3-0		5-3-0				
10-17-0		1-3-0	0-1-0		AWAY		1-0-0		4-7-0		4-6-0				
1-1-0		0-0-0	0-0-0		NEUTRAL		0-0-0		0-0-0		1-1-0				
9-16-0		1-3-0	0-1-0		NON-CONFERENCE		2-0-0		4-6-0		2-6-0				
3-3-0		0-0-0	0-0-0		HOME		1-0-0		1-2-0		1-1-0				
5-12-0		1-3-0	0-0-		AWAY		1-0-0		3-4-0		0-4-0				
1-1-0		0-0-0	0-0-0		NEUTRAL		0-0-0		0-0-0		1-1-0				
12-8-0		0-0-0	0-0-0		CONFERENCE		0-0-0		4-4-0		8-4-0				
7-3-0		0-0-0	0-0-0		HOME		0-0-0		3-1-0		4-2-0				
5-5-0		0-0-0	0-0-0		AWAY		0-0-0		1-3-0		4-2-0				
0-0-0		0-0-0	0-0-0		NEUTRAL		0-0-0		0-0-0		0-0-0				
RPI S	Opponent	Score		RPI S	Opponent	Score		RPI S	Opponent	Score		RPI S	Opponent	Score	
25 A	San Diego	5	14	38 A	Pepperdine	1	3	60 A	St. John's (NY)	9	6	106 H	Stony Brook	10	11
25 A	San Diego	10	11					89 H	Rutgers	7	6	106 H	Stony Brook	5	6
25 A	San Diego	6	2									123 A	Citadel	1	4
25 A	San Diego	5	11									123 A	Citadel	0	2
												123 A	Citadel	11	7
												123 A	Citadel	4	5
												128 A	Cornell	4	5
												128 A	Cornell	5	1
												128 A	Cornell	0	3
												128 A	Cornell	1	2
												129 A	Santa Clara	0	3
												131 H	Army	7	5
												135 H	Princeton	8	7
												135 H	Princeton	4	1
												135 H	Princeton	2	5
												135 H	Princeton	8	5
												141 A	Holy Cross	3	1
												141 A	Holy Cross	6	0
												166 A	Dartmouth	4	3
												166 A	Dartmouth	3	11
												185 A	Manhattan	3	6
												185 A	Manhattan	2	9
												193 A	San Jose St.	1	6
												193 A	San Jose St.	2	4
												202 N	Utah	1	7
												208 H	Fordham	6	1
												208 H	Fordham	2	4
				LAST 15 GAMES											
				246 H	Penn	5	8	135 H	Princeton	8	7				
				246 H	Penn	11	1	135 H	Princeton	2	5				
				246 A	Penn	12	2	135 H	Princeton	4	1				
				246 A	Penn	13	3								
				208 H	Fordham	2	4								

Non-Div. I Games:

Columbia



208	H	Fordham	6	1
135	H	Princeton	8	5

RPI	S	Opponent	Score	
233	A	Harvard	2	6
233	A	Harvard	10	1
246	A	Penn	12	2
246	A	Penn	13	3
246	H	Penn	11	1
246	H	Penn	5	8
269	N	Lehigh	14	2
272	H	Yale	3	0
272	H	Yale	3	1
282	H	Brown	3	4
282	H	Brown	14	6



Average RPI Win: 141		WON-LOST RECORD		WINNING PCT. RANK		LAST 15 GAMES		STRENGTH OF SCHEDULE		OPP. STRENGTH OF SCHEDULE		TEAM RPI		ADJ RPI		CONF. RPI		ADJ CONF. RPI	
DIV. I ONLY		20-27-0		.42553 203		7-8-0		110		98		157		.497 151		13		14	
DIV. I NON-CONF.		11-10-0		.52381 132		3-1-0		33		51		70		.54338 68		9		9	
TOTALS		RPI 1-25		RPI 26-50		W-L RECORDS		RPI 51-100		RPI 101-150		RPI 150+							
20-27-0		2-2-0		0-5-0		OVERALL		5-5-0		1-4-0		12-11-0							
12-17-0		1-0-0		0-5-0		HOME		5-5-0		1-3-0		5-4-0							
8-10-0		1-2-0		0-0-0		AWAY		0-0-0		0-1-0		7-7-0							
0-0-0		0-0-0		0-0-0		NEUTRAL		0-0-0		0-0-0		0-0-0							
11-10-0		2-2-0		0-2-0		NON-CONFERENCE		3-1-0		1-4-0		5-1-0							
8-7-0		1-0-0		0-2-0		HOME		3-1-0		1-3-0		3-1-0							
3-3-0		1-2-0		0-0-		AWAY		0-0-0		0-1-0		2-0-0							
0-0-0		0-0-0		0-0-0		NEUTRAL		0-0-0		0-0-0		0-0-0							
9-17-0		0-0-0		0-3-0		CONFERENCE		2-4-0		0-0-0		7-10-0							
4-10-0		0-0-0		0-3-0		HOME		2-4-0		0-0-0		2-3-0							
5-7-0		0-0-0		0-0-0		AWAY		0-0-0		0-0-0		5-7-0							
0-0-0		0-0-0		0-0-0		NEUTRAL		0-0-0		0-0-0		0-0-0							
RPI S	Opponent	Score		RPI S	Opponent	Score		RPI S	Opponent	Score		RPI S	Opponent	Score					
4 H	Baylor	4	1	33 H	TCU	3	7	55 H	Southeastern La.	9	3	104 H	Notre Dame	0	12				
17 A	Texas A&M	3	4	36 H	Gonzaga	1	4	55 H	Southeastern La.	2	5	116 H	La.-Monroe	11	6				
18 A	Rice	1	9	48 H	Sam Houston St.	2	13	55 H	Southeastern La.	2	4	116 H	La.-Monroe	3	7				
22 A	Dallas Baptist	5	4	48 H	Sam Houston St.	1	15	58 H	Texas-Arlington	5	10	116 H	La.-Monroe	2	7				
				48 H	Sam Houston St.	6	12	58 H	Texas-Arlington	6	10	134 A	Houston	3	8				
								58 H	Texas-Arlington	8	5	152 H	Nicholls St.	14	1				
								88 H	New Mexico	13	3	152 H	Nicholls St.	2	10				
								88 H	New Mexico	3	2	159 H	Northwestern St.	13	3				
								88 H	New Mexico	7	14	159 H	Northwestern St.	17	20				
								88 H	New Mexico	8	4	159 H	Northwestern St.	4	9				
												164 H	La.-Lafayette	5	2				
												175 A	Stephen F. Austin	7	3				
												175 A	Stephen F. Austin	1	4				
												175 A	Stephen F. Austin	3	4				
												175 H	Kansas	7	4				
												180 A	Central Ark.	10	2				
												180 A	Central Ark.	1	12				
												180 A	Central Ark.	4	8				
												188 A	A&M-Corpus Christi	7	2				
												188 A	A&M-Corpus Christi	0	1				
												188 A	A&M-Corpus Christi	3	6				
												203 A	Tex.-Pan American	7	3				
												203 H	Tex.-Pan American	13	18				
												217 A	McNeese St.	4	3				
												217 A	McNeese St.	2	3				
												217 A	McNeese St.	3	0				
												234 A	Houston Baptist	9	6				
				LAST 15 GAMES															
				152 H	Nicholls St.	2	10	55 H	Southeastern La.	2	4	203 H	Tex.-Pan American	13	18				
				152 H	Nicholls St.	14	1	55 H	Southeastern La.	9	3	217 A	McNeese St.	4	3				
				134 A	Houston	3	8	55 H	Southeastern La.	2	5	217 A	McNeese St.	2	3				
				180 A	Central Ark.	10	2					217 A	McNeese St.	3	0				
				180 A	Central Ark.	1	12					234 A	Houston Baptist	9	6				

Non-Div. I Games:

UTSA



180	A	Central Ark.	4	8
4	H	Baylor	4	1

RPI	S	Opponent	Score	
234	H	Houston Baptist	11	1

UTSA

U  
T  
S  
A

U  
T  
S  
A



Average RPI Win: 149		WON-LOST	WINNING	LAST 15	STRENGTH OF		OPP. STRENGTH	TEAM	ADJ	CONF.	ADJ CONF.
Average RPI Loss: 122		RECORD	PCT. RANK	GAMES	SCHEDULE		OF SCHEDULE	RPI	RPI	RPI	RPI
DIV. I ONLY		20-23-0	.46512	174	6-9-0		99	157	141	.49672	152
DIV. I NON-CONF.		10-7-0	.58824	92	2-1-0		68	257	84	.5288	94
TOTALS		RPI 1-25	RPI 26-50		W-L RECORDS		RPI 51-100		RPI 101-150		RPI 150+
20-23-0		0-0-0	1-3-0		OVERALL		4-5-0		4-7-0		11-8-0
10-11-0		0-0-0	1-2-0		HOME		2-3-0		1-4-0		6-2-0
10-12-0		0-0-0	0-1-0		AWAY		2-2-0		3-3-0		5-6-0
0-0-0		0-0-0	0-0-0		NEUTRAL		0-0-0		0-0-0		0-0-0
10-7-0		0-0-0	0-1-0		NON-CONFERENCE		0-0-0		3-5-0		7-1-0
4-3-0		0-0-0	0-0-0		HOME		0-0-0		0-2-0		4-1-0
6-4-0		0-0-0	0-0-		AWAY		0-0-0		3-3-0		3-0-0
0-0-0		0-0-0	0-0-0		NEUTRAL		0-0-0		0-0-0		0-0-0
10-16-0		0-0-0	1-2-0		CONFERENCE		4-5-0		1-2-0		4-7-0
6-8-0		0-0-0	1-2-0		HOME		2-3-0		1-2-0		2-1-0
4-8-0		0-0-0	0-0-0		AWAY		2-2-0		0-0-0		2-6-0
0-0-0		0-0-0	0-0-0		NEUTRAL		0-0-0		0-0-0		0-0-0
RPI S	Opponent	Score	RPI S	Opponent	Score	RPI S	Opponent	Score	RPI S	Opponent	Score
			48 H	Sam Houston St.	7 3	54 H	Texas St.	5 7	106 H	Stony Brook	6 8
			48 H	Sam Houston St.	4 7	54 H	Texas St.	0 3	106 H	Stony Brook	1 4
			48 H	Sam Houston St.	1 2	54 H	Texas St.	5 2	109 A	Southern Miss.	2 5
			49 A	Tulane	2 5	55 A	Southeastern La.	4 2	109 A	Southern Miss.	5 4
						55 H	Southeastern La.	3 5	109 A	Southern Miss.	1 5
						55 H	Southeastern La.	10 9	116 A	La.-Monroe	10 6
						58 A	Texas-Arlington	8 4	116 A	La.-Monroe	1 6
						58 A	Texas-Arlington	6 7	116 A	La.-Monroe	6 4
						58 A	Texas-Arlington	2 4	125 H	Lamar	4 5
									125 H	Lamar	4 12
									125 H	Lamar	10 4
									151 A	UTSA	1 14
									151 A	UTSA	10 2
									172 A	South Ala.	8 4
									172 H	South Ala.	11 3
									180 A	Central Ark.	1 13
									180 A	Central Ark.	7 12
									180 A	Central Ark.	0 5
									188 H	A&M-Corpus Christi	1 6
									188 H	A&M-Corpus Christi	7 1
									188 H	A&M-Corpus Christi	6 1
									194 A	Southern U.	14 11
									194 H	Southern U.	10 3
									217 A	McNeese St.	0 2
									217 A	McNeese St.	7 8
									217 A	McNeese St.	1 0
									224 H	Jackson St.	6 0

Non-Div. I Games: New Orleans 6 4 LSU-Alexandria 7 3 New Orleans 15 7

Nicholls St.



Nicholls St.

54	H	Texas St.	0	3
172	H	South Ala.	11	3

Through Games Of Sunday, May 6

RPI	S	Opponent	Score	
264	H	Alabama St.	4	6
267	A	Alcorn St.	9	2
267	H	Alcorn St.	17	4

Nicholls St.

N  
i  
c  
h  
o  
l  
l  
s  
s  
t  
.

N  
i  
c  
h  
o  
l  
l  
s  
s  
t  
.



Average RPI Win: 231		WON-LOST RECORD	WINNING PCT. RANK	LAST 15 GAMES	STRENGTH OF SCHEDULE	OPP. STRENGTH OF SCHEDULE	TEAM RPI	ADJ RPI	CONF. RPI	ADJ CONF. RPI													
Average RPI Loss: 161																							
DIV. I ONLY		32-19-0	.62745	58	10-5-0	247	245	151	.49656	153	29	29											
DIV. I NON-CONF.		12-11-0	.52174	134	1-2-0	199	149	160	.4948	162	29	29											
<hr/>																							
TOTALS		RPI 1-25		RPI 26-50		W-L RECORDS		RPI 51-100		RPI 101-150		RPI 150+											
32-19-0		0-3-0		0-0-0		OVERALL		1-3-0		1-1-0		30-12-0											
18-6-0		0-0-0		0-0-0		HOME		0-1-0		0-1-0		18-4-0											
11-13-0		0-3-0		0-0-0		AWAY		1-2-0		0-0-0		10-8-0											
3-0-0		0-0-0		0-0-0		NEUTRAL		0-0-0		1-0-0		2-0-0											
12-11-0		0-3-0		0-0-0		NON-CONFERENCE		1-3-0		1-1-0		10-4-0											
5-3-0		0-0-0		0-0-0		HOME		0-1-0		0-1-0		5-1-0											
4-8-0		0-3-0		0-0-		AWAY		1-2-0		0-0-0		3-3-0											
3-0-0		0-0-0		0-0-0		NEUTRAL		0-0-0		1-0-0		2-0-0											
20-8-0		0-0-0		0-0-0		CONFERENCE		0-0-0		0-0-0		20-8-0											
13-3-0		0-0-0		0-0-0		HOME		0-0-0		0-0-0		13-3-0											
7-5-0		0-0-0		0-0-0		AWAY		0-0-0		0-0-0		7-5-0											
0-0-0		0-0-0		0-0-0		NEUTRAL		0-0-0		0-0-0		0-0-0											
RPI	S	Opponent		Score		RPI	S	Opponent		Score		RPI	S	Opponent		Score							
12	A	Virginia		4	18			89	H	Rutgers		1	8	105	H	Seton Hall		3	15				
12	A	Virginia		1	13			92	A	VCU		3	5	114	N	Wright St.		10	2				
12	A	Virginia		1	7			92	A	VCU		6	4	154	H	Bryant		2	6				
								92	A	VCU		0	8	154	H	Bryant		4	3				
													154	H	Bryant		5	6					
													154	H	Bryant		3	0					
													163	A	Troy		7	5					
													163	A	Troy		5	6					
													163	A	Troy		5	1					
													168	H	Massachusetts		2	1					
													182	A	Georgia St.		8	3					
													207	A	Central Conn. St.		11	3					
													207	A	Central Conn. St.		1	6					
													207	A	Central Conn. St.		14	12					
													207	A	Central Conn. St.		1	3					
													210	N	Saint Joseph's		7	1					
													227	H	Fairleigh Dickinson		8	12					
													227	H	Fairleigh Dickinson		3	1					
													227	H	Fairleigh Dickinson		9	0					
													227	H	Fairleigh Dickinson		3	1					
													236	H	Rider		6	5					
													243	A	Saint Peter's		3	6					
													243	H	Saint Peter's		7	3					
													249	A	Temple		1	7					
													249	H	Temple		3	5					
													249	H	Temple		3	2					
													255	A	Wagner		7	4					
<hr/>																							
LAST 15 GAMES																							
154 H Bryant						4	3	276 A LIU Brooklyn						6	5	243 H Saint Peter's						7	3
154 H Bryant						2	6	243 H Saint Peter's						7	3	249 A Temple						1	7
154 H Bryant						3	0	105 H Seton Hall						3	15	249 H Temple						3	5
154 H Bryant						5	6									249 H Temple						3	2
276 A LIU Brooklyn						3	6									255 A Wagner						7	4

Non-Div. I Games:

Monmouth



276	A	LIU Brooklyn	5	4
276	A	LIU Brooklyn	3	2

RPI	S	Opponent	Score	
255	A	Wagner	4	7
255	A	Wagner	2	0
255	A	Wagner	2	9
271	H	Lafayette	7	2
276	A	LIU Brooklyn	5	4
276	A	LIU Brooklyn	3	6
276	A	LIU Brooklyn	3	2
276	A	LIU Brooklyn	6	5
283	H	Quinnipiac	7	3
283	H	Quinnipiac	6	1
283	H	Quinnipiac	11	4
283	H	Quinnipiac	4	1
284	H	Mt. St. Mary's	5	4
284	H	Mt. St. Mary's	2	0
284	H	Mt. St. Mary's	4	3
284	H	Mt. St. Mary's	2	1
290	N	Youngstown St.	14	2

Monmouth

Monmouth

Monmouth







227	H	Fairleigh Dickinson	5	1
227	H	Fairleigh Dickinson	3	5

RPI	S	Opponent	Score	
251	H	Sacred Heart	10	4
251	H	Sacred Heart	3	2
251	H	Sacred Heart	1	0
251	H	Sacred Heart	2	5
276	A	LIU Brooklyn	3	7
276	A	LIU Brooklyn	2	1
276	A	LIU Brooklyn	4	0
276	A	LIU Brooklyn	1	8
283	A	Quinnipiac	22	4
283	A	Quinnipiac	11	5
283	A	Quinnipiac	1	0
283	A	Quinnipiac	5	2
284	A	Mt. St. Mary's	3	2
284	A	Mt. St. Mary's	13	6
284	A	Mt. St. Mary's	11	3
284	A	Mt. St. Mary's	4	2

B  
r  
y  
a  
n  
t

B  
r  
y  
a  
n  
t



x  
a  
v  
i  
e  
r

Xavier



208	H	Fordham	3	5
229	A	Cincinnati	7	4

RPI	S	Opponent	Score	
229	A	Cincinnati	7	4
229	H	Cincinnati	4	1
229	N	Cincinnati	4	2
237	A	La Salle	1	3
237	A	La Salle	5	1
237	A	La Salle	4	3
240	N	Northwestern	2	3
251	N	Sacred Heart	4	1
262	A	Western Ill.	4	6
262	A	Western Ill.	11	5
262	A	Western Ill.	2	8
268	A	Butler	4	3
270	N	Akron	0	4

Xavier

X  
a  
v  
i  
e  
r

X  
a  
v  
i  
e  
r



Average RPI Win:		204	WON-LOST RECORD		WINNING PCT. RANK	LAST 15 GAMES	STRENGTH OF SCHEDULE		OPP. STRENGTH OF SCHEDULE	TEAM RPI	ADJ RPI	CONF. RPI	ADJ CONF. RPI
Average RPI Loss:		128											
DIV. I ONLY		26-22-0			.54167 115	9-6-0	189		202	153	.49578 156	14	13
DIV. I NON-CONF.		17-10-0			.62963 73	3-0-0	280		267	184	.48307 188	15	15
TOTALS		RPI 1-25	RPI 26-50		W-L RECORDS		RPI 51-100		RPI 101-150		RPI 150+		
26-22-0		0-3-0	1-2-0		OVERALL		3-4-0		3-3-0		19-10-0		
10-9-0		0-0-0	0-0-0		HOME		1-2-0		1-2-0		8-5-0		
12-11-0		0-3-0	1-2-0		AWAY		2-1-0		2-1-0		7-4-0		
4-2-0		0-0-0	0-0-0		NEUTRAL		0-1-0		0-0-0		4-1-0		
17-10-0		0-3-0	0-0-0		NON-CONFERENCE		0-1-0		0-0-0		17-6-0		
7-3-0		0-0-0	0-0-0		HOME		0-0-0		0-0-0		7-3-0		
6-5-0		0-3-0	0-0-		AWAY		0-0-0		0-0-0		6-2-0		
4-2-0		0-0-0	0-0-0		NEUTRAL		0-1-0		0-0-0		4-1-0		
9-12-0		0-0-0	1-2-0		CONFERENCE		3-3-0		3-3-0		2-4-0		
3-6-0		0-0-0	0-0-0		HOME		1-2-0		1-2-0		1-2-0		
6-6-0		0-0-0	1-2-0		AWAY		2-1-0		2-1-0		1-2-0		
0-0-0		0-0-0	0-0-0		NEUTRAL		0-0-0		0-0-0		0-0-0		
RPI S	Opponent	Score	RPI S	Opponent	Score	RPI S	Opponent	Score	RPI S	Opponent	Score		
11 A	Arkansas	5 11	43 A	Louisville	1 12	60 H	St. John's (NY)	4 10	104 H	Notre Dame	0 6		
11 A	Arkansas	1 17	43 A	Louisville	1 6	60 H	St. John's (NY)	8 0	104 H	Notre Dame	10 9		
11 A	Arkansas	1 13	43 A	Louisville	5 2	60 H	St. John's (NY)	4 8	104 H	Notre Dame	4 5		
						62 N	Ohio St.	3 4	105 A	Seton Hall	12 5		
						80 A	South Fla.	1 3	105 A	Seton Hall	7 4		
						80 A	South Fla.	7 6	105 A	Seton Hall	2 8		
						80 A	South Fla.	3 2	155 N	Xavier	7 2		
									170 A	West Virginia	6 7		
									170 A	West Virginia	26 11		
									170 A	West Virginia	5 6		
									181 N	Miami (OH)	12 5		
									187 H	Binghamton	10 13		
									207 H	Central Conn. St.	4 7		
									210 A	Saint Joseph's	10 7		
									215 N	Western Mich.	5 6		
									223 H	Georgetown	2 8		
									223 H	Georgetown	10 9		
									223 H	Georgetown	5 6		
									237 A	La Salle	4 5		
									237 H	La Salle	7 5		
									240 N	Northwestern	6 3		
									246 A	Penn	4 11		
									246 H	Penn	3 6		
									249 A	Temple	4 3		
									249 H	Temple	13 1		
									256 H	Iona	7 2		
									265 H	Buffalo	5 4		
LAST 15 GAMES													
			104 H	Notre Dame	4 5	249 A	Temple	4 3					
			104 H	Notre Dame	0 6	105 A	Seton Hall	12 5					
			104 H	Notre Dame	10 9	105 A	Seton Hall	7 4					
			249 H	Temple	13 1								
			80 A	South Fla.	1 3								

Non-Div. I Games: USciences 4 1

Villanova



80	A	South Fla.	7	6
80	A	South Fla.	3	2

RPI	S	Opponent	Score	
271	A	Lafayette	5	3
271	H	Lafayette	2	1
286	A	Norfolk St.	1	0
286	A	Norfolk St.	17	5
286	A	Norfolk St.	2	1
293	N	Chicago St.	20	3
294	H	Md.-East. Shore	9	4
295	H	NYIT	14	3

Villanova

V  
i  
l  
l  
a  
n  
o  
v  
a

V  
i  
l  
l  
a  
n  
o  
v  
a



Average RPI Win:	173	WON-LOST RECORD	WINNING PCT. RANK	LAST 15 GAMES	STRENGTH OF SCHEDULE	OPP. STRENGTH OF SCHEDULE	TEAM RPI	ADJ RPI	CONF. RPI	ADJ CONF. RPI	
Average RPI Loss:	142										
DIV. I ONLY	23-22-0	.51111	144	8-6-0	172	170	152	.49488	157	17	17
DIV. I NON-CONF.	9-12-0	.42857	190	2-2-0	242	209	225	.45326	226	18	18
<hr/>											
TOTALS	RPI 1-25	RPI 26-50		W-L RECORDS	RPI 51-100		RPI 101-150		RPI 150+		
23-22-0	0-0-0	2-3-0		OVERALL	2-2-0		5-8-0		14-9-0		
9-10-0	0-0-0	2-2-0		HOME	2-1-0		0-3-0		5-4-0		
14-12-0	0-0-0	0-1-0		AWAY	0-1-0		5-5-0		9-5-0		
0-0-0	0-0-0	0-0-0		NEUTRAL	0-0-0		0-0-0		0-0-0		
<hr/>											
9-12-0	0-0-0	1-1-0		NON-CONFERENCE	0-1-0		2-5-0		6-5-0		
5-2-0	0-0-0	1-0-0		HOME	0-0-0		0-0-0		4-2-0		
4-10-0	0-0-0	0-0-		AWAY	0-1-0		2-5-0		2-3-0		
0-0-0	0-0-0	0-0-0		NEUTRAL	0-0-0		0-0-0		0-0-0		
<hr/>											
14-10-0	0-0-0	1-2-0		CONFERENCE	2-1-0		3-3-0		8-4-0		
4-8-0	0-0-0	1-2-0		HOME	2-1-0		0-3-0		1-2-0		
10-2-0	0-0-0	0-0-0		AWAY	0-0-0		3-0-0		7-2-0		
0-0-0	0-0-0	0-0-0		NEUTRAL	0-0-0		0-0-0		0-0-0		
<hr/>											
RPI S	Opponent	Score	RPI S	Opponent	Score	RPI S	Opponent	Score	RPI S	Opponent	Score
			35 A	Maryland	0 2	89 A	Rutgers	4 6	103 H	Hofstra	1 16
			35 H	Maryland	3 1	92 H	VCU	6 2	103 H	Hofstra	9 10
			46 H	UNC Wilmington	0 7	92 H	VCU	10 1	103 H	Hofstra	0 4
			46 H	UNC Wilmington	3 22	92 H	VCU	4 11	110 A	George Mason	8 5
			46 H	UNC Wilmington	3 2				110 A	George Mason	2 1
									110 A	George Mason	3 1
									123 A	Citadel	2 3
									123 A	Citadel	8 12
									123 A	Citadel	3 2
									123 A	Citadel	5 0
									134 A	Houston	2 9
									134 A	Houston	5 7
									134 A	Houston	1 16
									174 A	William & Mary	2 10
									174 A	William & Mary	16 14
									174 A	William & Mary	7 6
									179 H	Towson	1 6
									179 H	Towson	2 1
									179 H	Towson	2 3
									196 A	Old Dominion	8 6
									196 A	Old Dominion	6 2
									196 A	Old Dominion	3 5
									210 A	Saint Joseph's	2 7
									210 A	Saint Joseph's	2 3
									221 A	James Madison	6 4
									221 A	James Madison	7 5
									221 A	James Madison	10 7
<hr/>											
			LAST 15 GAMES								
			110 A	George Mason	3 1	249 A	Temple	7 5	210 A	Saint Joseph's	2 7
			110 A	George Mason	2 1	92 H	VCU	6 2	210 A	Saint Joseph's	2 3
			110 A	George Mason	8 5	92 H	VCU	4 11	221 A	James Madison	6 4
			103 H	Hofstra	9 10				221 A	James Madison	7 5
			103 H	Hofstra	0 4				221 A	James Madison	10 7

Non-Div. I Games: Wilmington (DE) 6 2

Delaware



Delaware

103	H	Hofstra	1	16
89	A	Rutgers	4	6

Through Games Of Sunday, May 6

RPI	S	Opponent	Score	
228	A	Delaware St.	1	4
228	H	Delaware St.	6	10
249	A	Temple	7	5
250	H	Fairfield	4	3
250	H	Fairfield	10	4
250	H	Fairfield	0	4
250	H	Fairfield	4	1
269	A	Lehigh	5	0
288	H	UMBC	17	8

Delaware

D  
e  
l  
a  
w  
a  
r  
e

D  
e  
l  
a  
w  
a  
r  
e



Average RPI Win:		161	WON-LOST RECORD		WINNING PCT. RANK		LAST 15 GAMES		STRENGTH OF SCHEDULE		OPP. STRENGTH OF SCHEDULE		TEAM RPI		ADJ RPI		CONF. RPI		ADJ CONF. RPI	
DIV. I ONLY			22-27-0		.44898 191		5-10-0		153		91		162		.49486 158		18		18	
DIV. I NON-CONF.			11-17-0		.39286 214		0-3-0		69		17		149		.50344 146		14		14	
TOTALS		RPI 1-25		RPI 26-50		W-L RECORDS		RPI 51-100		RPI 101-150		RPI 150+								
22-27-0		0-4-0		3-4-0		OVERALL		5-13-0		2-0-0		12-6-0								
16-16-0		0-3-0		3-4-0		HOME		3-6-0		2-0-0		8-3-0								
6-11-0		0-1-0		0-0-0		AWAY		2-7-0		0-0-0		4-3-0								
0-0-0		0-0-0		0-0-0		NEUTRAL		0-0-0		0-0-0		0-0-0								
11-17-0		0-4-0		2-2-0		NON-CONFERENCE		4-8-0		2-0-0		3-3-0								
9-11-0		0-3-0		2-2-0		HOME		2-4-0		2-0-0		3-2-0								
2-6-0		0-1-0		0-0-		AWAY		2-4-0		0-0-0		0-1-0								
0-0-0		0-0-0		0-0-0		NEUTRAL		0-0-0		0-0-0		0-0-0								
11-10-0		0-0-0		1-2-0		CONFERENCE		1-5-0		0-0-0		9-3-0								
7-5-0		0-0-0		1-2-0		HOME		1-2-0		0-0-0		5-1-0								
4-5-0		0-0-0		0-0-0		AWAY		0-3-0		0-0-0		4-2-0								
0-0-0		0-0-0		0-0-0		NEUTRAL		0-0-0		0-0-0		0-0-0								
RPI	S	Opponent		Score		RPI	S	Opponent		Score		RPI	S	Opponent		Score				
14	A	Cal St. Fullerton		0	3	28	H	Oregon St.		18	2	52	A	Long Beach St.		3	1			
14	H	Cal St. Fullerton		1	7	33	H	TCU		5	3	52	H	Long Beach St.		4	9			
25	H	San Diego		2	6	33	H	TCU		1	6	59	A	UC Irvine		5	10			
25	H	San Diego		1	5	33	H	TCU		1	5	59	H	UC Irvine		2	6			
						42	H	Washington		9	12	76	A	Cal Poly		4	7			
						42	H	Washington		10	9	76	A	Cal Poly		0	7			
						42	H	Washington		4	7	76	A	Cal Poly		5	6			
												76	A	Cal Poly		10	4			
												76	H	Cal Poly		4	3			
												86	H	St. Mary's (CA)		4	1			
												86	H	St. Mary's (CA)		5	8			
												86	H	St. Mary's (CA)		3	6			
												88	A	New Mexico		9	11			
												88	A	New Mexico		2	11			
												88	A	New Mexico		6	8			
												88	H	New Mexico		1	5			
												88	H	New Mexico		4	3			
												88	H	New Mexico		4	11			

Non-Div. I Games:

San Diego St.



258 A Air Force	12	2
258 A Air Force	7	10

S  
a  
n  
D  
i  
e  
g  
o  
s  
t  
.

S  
a  
n  
D  
i  
e  
g  
o  
s  
t  
.



Average RPI Win:	167	WON-LOST RECORD	WINNING PCT. RANK	LAST 15 GAMES	STRENGTH OF SCHEDULE	OPP. STRENGTH OF SCHEDULE	TEAM RPI	ADJ RPI	CONF. RPI	ADJ CONF. RPI		
DIV. I ONLY		17-28-0	.37778 241	4-11-0	61	123	158	.49459 159	13	14		
DIV. I NON-CONF.		5-13-0	.27778 261	1-2-0	4	128	132	.5089 133	9	9		
<hr/>												
TOTALS	RPI 1-25	RPI 26-50		W-L RECORDS	RPI 51-100		RPI 101-150		RPI 150+			
17-28-0	0-5-0	0-7-0		OVERALL	1-5-0		4-1-0		12-10-0			
12-11-0	0-0-0	0-3-0		HOME	1-2-0		4-0-0		7-6-0			
5-17-0	0-5-0	0-4-0		AWAY	0-3-0		0-1-0		5-4-0			
0-0-0	0-0-0	0-0-0		NEUTRAL	0-0-0		0-0-0		0-0-0			
5-13-0	0-5-0	0-4-0		NON-CONFERENCE	0-0-0		1-1-0		4-3-0			
3-5-0	0-0-0	0-3-0		HOME	0-0-0		1-0-0		2-2-0			
2-8-0	0-5-0	0-0-		AWAY	0-0-0		0-1-0		2-1-0			
0-0-0	0-0-0	0-0-0		NEUTRAL	0-0-0		0-0-0		0-0-0			
12-15-0	0-0-0	0-3-0		CONFERENCE	1-5-0		3-0-0		8-7-0			
9-6-0	0-0-0	0-0-0		HOME	1-2-0		3-0-0		5-4-0			
3-9-0	0-0-0	0-3-0		AWAY	0-3-0		0-0-0		3-3-0			
0-0-0	0-0-0	0-0-0		NEUTRAL	0-0-0		0-0-0		0-0-0			
<hr/>												
RPI S	Opponent	Score	RPI S	Opponent	Score	RPI S	Opponent	Score	RPI S	Opponent	Score	
5 A	LSU	0 13	34 H	Missouri St.	3 8	55 H	Southeastern La.	2 4	116 H	La.-Monroe	3 2	
11 A	Arkansas	7 8	34 H	Missouri St.	2 3	55 H	Southeastern La.	5 1	119 A	Louisiana Tech	2 8	
11 A	Arkansas	2 6	34 H	Missouri St.	1 9	55 H	Southeastern La.	2 4	125 H	Lamar	10 5	
17 A	Texas A&M	1 8	48 A	Sam Houston St.	4 5	58 A	Texas-Arlington	4 13	125 H	Lamar	3 0	
17 A	Texas A&M	10 14	48 A	Sam Houston St.	3 4	58 A	Texas-Arlington	1 3	125 H	Lamar	7 5	
			48 A	Sam Houston St.	3 5	58 A	Texas-Arlington	6 8	151 A	UTSA	20 17	
			49 A	Tulane	3 10				151 A	UTSA	3 13	
									151 A	UTSA	9 4	
									164 A	La.-Lafayette	8 10	
									175 H	Stephen F. Austin	4 2	
									175 H	Stephen F. Austin	2 8	
									175 H	Stephen F. Austin	2 0	
									180 A	Central Ark.	6 16	
									180 A	Central Ark.	12 9	
									180 A	Central Ark.	6 8	
									188 H	A&M-Corpus Christi	5 13	
									188 H	A&M-Corpus Christi	1 5	
									188 H	A&M-Corpus Christi	2 1	
									194 A	Southern U.	9 3	
									194 H	Southern U.	3 5	
									194 H	Southern U.	4 7	
									194 H	Southern U.	5 3	
									195 H	Jacksonville St.	4 2	
									217 H	McNeese St.	1 4	
									217 H	McNeese St.	5 3	
									217 H	McNeese St.	8 0	
									253 A	Grambling	6 5	
<hr/>												
			LAST 15 GAMES									
			180 A Central Ark.			12 9			49 A Tulane		3 10	
			180 A Central Ark.			6 16			58 A Texas-Arlington			6 8
			180 A Central Ark.			6 8			58 A Texas-Arlington			4 13
			55 H Southeastern La.			2 4						
			55 H Southeastern La.			2 4						

**Non-Div. I Games:**

Northwestern St.



55	H	Southeastern La.	5	1
116	H	La.-Monroe	3	2

N  
o  
r  
t  
h  
w  
e  
s  
t  
e  
r  
n  
S  
t  
.

N  
o  
r  
t  
h  
w  
e  
s  
t  
e  
r  
n  
S  
t  
.



Average RPI Win: 210		WON-LOST	WINNING	LAST 15	STRENGTH OF		OPP. STRENGTH	TEAM	ADJ	CONF.	ADJ CONF.			
Average RPI Loss: 74		RECORD	PCT. RANK	GAMES	SCHEDULE		OF SCHEDULE	RPI	RPI	RPI	RPI			
DIV. I ONLY		22-27-0	.44898	191	5-10-0		134	131	159	.49311	160	4	4	
DIV. I NON-CONF.		19-11-0	.63333	71	5-2-0		257	217	144	.50053	153	5	5	
TOTALS		RPI 1-25	RPI 26-50		W-L RECORDS		RPI 51-100		RPI 101-150		RPI 150+			
22-27-0		1-6-0	0-4-0		OVERALL		2-13-0		2-0-0		17-4-0			
15-11-0		0-3-0	0-1-0		HOME		1-6-0		0-0-0		14-1-0			
7-15-0		1-3-0	0-2-0		AWAY		1-7-0		2-0-0		3-3-0			
0-1-0		0-0-0	0-1-0		NEUTRAL		0-0-0		0-0-0		0-0-0			
19-11-0		0-1-0	0-4-0		NON-CONFERENCE		0-3-0		2-0-0		17-3-0			
14-3-0		0-0-0	0-1-0		HOME		0-1-0		0-0-0		14-1-0			
5-7-0		0-1-0	0-0-		AWAY		0-2-0		2-0-0		3-2-0			
0-1-0		0-0-0	0-1-0		NEUTRAL		0-0-0		0-0-0		0-0-0			
3-16-0		1-5-0	0-0-0		CONFERENCE		2-10-0		0-0-0		0-1-0			
1-8-0		0-3-0	0-0-0		HOME		1-5-0		0-0-0		0-0-0			
2-8-0		1-2-0	0-0-0		AWAY		1-5-0		0-0-0		0-1-0			
0-0-0		0-0-0	0-0-0		NEUTRAL		0-0-0		0-0-0		0-0-0			
RPI	S	Opponent	Score		RPI	S	Opponent	Score		RPI	S	Opponent	Score	
4	H	Baylor	2	5	28	N	Oregon St.	5	13	51	H	Texas	5	8
4	H	Baylor	11	12	34	A	Missouri St.	0	3	51	H	Texas	5	2
4	H	Baylor	12	14	45	A	Wichita St.	3	10	51	H	Texas	4	6
17	A	Texas A&M	2	9	45	H	Wichita St.	7	9	67	A	Oklahoma	3	4
17	A	Texas A&M	15	12						67	A	Oklahoma	8	7
17	A	Texas A&M	2	7						67	A	Oklahoma	1	5
25	A	San Diego	1	15						83	H	Oklahoma St.	0	5
										83	H	Oklahoma St.	3	13
										83	H	Oklahoma St.	5	9
										85	A	Nebraska	3	6
										85	A	Nebraska	6	9
										85	H	Nebraska	0	6
										93	A	Missouri	0	7
										93	A	Missouri	4	13
										93	A	Missouri	3	4
				</										

Non-Div. I Games:

Kansas St.



83 H Oklahoma St.	3	13
83 H Oklahoma St.	0	5

K  
a  
n  
s  
a  
s  
S  
t  
.

K  
a  
n  
s  
a  
s  
S  
t  
.



[illegible]

**Non-Div. I Games:**

Presbyterian



95	A	Radford	0	7
94	H	Furman	4	16

P  
r  
e  
s  
b  
y  
t  
e  
r  
i  
a  
n

P  
r  
e  
s  
b  
y  
t  
e  
r  
i  
a  
n



Average RPI Win: 181		WON-LOST	WINNING	LAST 15	STRENGTH OF		OPP. STRENGTH	TEAM	ADJ		CONF.	ADJ CONF.
Average RPI Loss: 140		RECORD	PCT. RANK	GAMES	SCHEDULE		OF SCHEDULE	RPI	RPI		RPI	RPI
DIV. I ONLY		20-23-0	.46512	174	8-6-0		145	199	167		.49241	162
DIV. I NON-CONF.		8-15-0	.34783	234	0-2-0		60	231	195		.48028	191
TOTALS		RPI 1-25	RPI 26-50		W-L RECORDS		RPI 51-100		RPI 101-150		RPI 150+	
20-23-0		0-0-0	1-0-0		OVERALL		1-9-0		6-6-0		12-8-0	
5-4-0		0-0-0	0-0-0		HOME		0-0-0		2-1-0		3-3-0	
12-15-0		0-0-0	1-0-0		AWAY		1-8-0		4-5-0		6-2-0	
3-4-0		0-0-0	0-0-0		NEUTRAL		0-1-0		0-0-0		3-3-0	
8-15-0		0-0-0	1-0-0		NON-CONFERENCE		1-9-0		3-1-0		3-5-0	
1-0-0		0-0-0	0-0-0		HOME		0-0-0		1-0-0		0-0-0	
4-11-0		0-0-0	1-0-		AWAY		1-8-0		2-1-0		0-2-0	
3-4-0		0-0-0	0-0-0		NEUTRAL		0-1-0		0-0-0		3-3-0	
12-8-0		0-0-0	0-0-0		CONFERENCE		0-0-0		3-5-0		9-3-0	
4-4-0		0-0-0	0-0-0		HOME		0-0-0		1-1-0		3-3-0	
8-4-0		0-0-0	0-0-0		AWAY		0-0-0		2-4-0		6-0-0	
0-0-0		0-0-0	0-0-0		NEUTRAL		0-0-0		0-0-0		0-0-0	
RPI S	Opponent	Score	RPI S	Opponent	Score	RPI S	Opponent	Score	RPI S	Opponent	Score	
			43 A	Louisville	3 2	55 A	Southeastern La.	0 1	107 A	Evansville	1 5	
						55 A	Southeastern La.	1 10	107 A	Evansville	9 3	
						55 A	Southeastern La.	3 4	111 A	Southern Ill.	5 1	
						56 A	Indiana St.	0 10	138 H	Saint Louis	13 6	
						57 A	Illinois St.	1 9	144 H	Austin Peay	7 8	
						66 A	Illinois	3 10	144 H	Austin Peay	2 1	
						66 N	Illinois	2 5	145 A	SIU Edwardsville	1 2	
						80 A	South Fla.	1 5	145 A	SIU Edwardsville	0 2	
						80 A	South Fla.	3 0	145 A	SIU Edwardsville	6 3	
						80 A	South Fla.	0 4	149 A	Eastern Ky.	2 9	
									149 A	Eastern Ky.	9 7	
									149 A	Eastern Ky.	4 5	
									189 H	Morehead St.	3 6	
									189 H	Morehead St.	2 13	
									189 H	Morehead St.	13 8	
									198 A	Murray St.	12 7	
									198 A	Murray St.	16 5	
									198 A	Murray St.	11 5	
									211 A	Tennessee Tech	9 8	
									211 A	Tennessee Tech	7 6	
									211 A	Tennessee Tech	9 3	
									216 N	Iowa	1 2	
									224 A	Jackson St.	1 2	
									232 H	Southeast Mo. St.	5 12	
									232 H	Southeast Mo. St.	5 1	
									232 H	Southeast Mo. St.	10 0	
									240 N	Northwestern	0 1	
Non-Div. I Games:			Benedictine-Sprngfld	7 6	Illinois Col.	10 3	Eastern Ill.					



Eastern Ill.

211	A	Tennessee Tech	7	6
262	A	Western Ill.	1	11

Through Games Of Sunday, May 6

RPI	S	Opponent	Score	
247	N	Bucknell	6	5
254	N	Navy	6	9
262	A	Western Ill.	1	11
287	N	IPFW	8	2
291	N	Mississippi Val.	11	2

Eastern Ill.

E  
a  
s  
t  
e  
r  
n  
I  
l  
l  
.

E  
a  
s  
t  
e  
r  
n  
I  
l  
l  
.



Average RPI Win: 154		WON-LOST RECORD	WINNING PCT. RANK	LAST 15 GAMES	STRENGTH OF SCHEDULE	OPP. STRENGTH OF SCHEDULE	TEAM RPI	ADJ RPI	CONF. RPI	ADJ CONF. RPI					
Average RPI Loss: 143															
DIV. I ONLY		22-26-0	.45833 183	8-7-0	133	193	163	.49228 163	16	16					
DIV. I NON-CONF.		12-12-0	.5 139	1-3-0	109	224	133	.50758 135	16	16					
<hr/>															
TOTALS		RPI 1-25	RPI 26-50		W-L RECORDS		RPI 51-100		RPI 101-150		RPI 150+				
22-26-0		1-0-0	0-0-0		OVERALL		3-4-0		5-10-0		13-12-0				
13-9-0		1-0-0	0-0-0		HOME		3-2-0		4-4-0		5-3-0				
9-17-0		0-0-0	0-0-0		AWAY		0-2-0		1-6-0		8-9-0				
0-0-0		0-0-0	0-0-0		NEUTRAL		0-0-0		0-0-0		0-0-0				
12-12-0		1-0-0	0-0-0		NON-CONFERENCE		1-3-0		2-4-0		8-5-0				
8-5-0		1-0-0	0-0-0		HOME		1-1-0		1-1-0		5-3-0				
4-7-0		0-0-0	0-0-		AWAY		0-2-0		1-3-0		3-2-0				
0-0-0		0-0-0	0-0-0		NEUTRAL		0-0-0		0-0-0		0-0-0				
10-14-0		0-0-0	0-0-0		CONFERENCE		2-1-0		3-6-0		5-7-0				
5-4-0		0-0-0	0-0-0		HOME		2-1-0		3-3-0		0-0-0				
5-10-0		0-0-0	0-0-0		AWAY		0-0-0		0-3-0		5-7-0				
0-0-0		0-0-0	0-0-0		NEUTRAL		0-0-0		0-0-0		0-0-0				
RPI	S	Opponent	Score		RPI	S	Opponent	Score		RPI	S	Opponent	Score		
23	H	East Carolina	8	2						109	A	Southern Miss.	1	8	
										109	A	Southern Miss.	1	2	
										109	A	Southern Miss.	3	0	
										118	A	FIU	7	11	
										118	A	FIU	2	4	
										118	A	FIU	3	5	
										122	A	UAB	3	4	
										122	H	UAB	7	9	
										139	H	Alabama	9	0	
										140	H	Arkansas St.	7	6	
										140	H	Arkansas St.	8	16	
										140	H	Arkansas St.	4	5	
										147	H	Middle Tenn.	10	3	
										147	H	Middle Tenn.	6	2	
										147	H	Middle Tenn.	10	12	
										153	H	Monmouth	1	5	
										153	H	Monmouth	5	7	
										153	H	Monmouth	6	5	
										164	A	La.-Lafayette	8	9	
										164	A	La.-Lafayette	8	1	
										164	A	La.-Lafayette	10	8	
										172	A	South Ala.	10	6	
										172	A	South Ala.	2	7	
										172	A	South Ala.	4	16	
										173	A	Western Ky.	5	6	
										173	A	Western Ky.	4	9	
										173	A	Western Ky.	13	3	
				LAST 15 GAMES											
										296	H	Alabama A&M	9	1	
										64	H	Auburn	0	7	
										173	A	Western Ky.	5	6	

Non-Div. I Games:

Troy



Troy

78 H Fla. Atlantic	6	4
78 H Fla. Atlantic	3	7

Through Games Of Sunday, May 6

RPI	S	Opponent	Score	
178	A	Bethune-Cookman	2	3
178	A	Bethune-Cookman	26	3
178	A	Bethune-Cookman	7	6
192	H	Central Mich.	7	14
192	H	Central Mich.	7	3
192	H	Central Mich.	12	10
195	A	Jacksonville St.	9	1
195	H	Jacksonville St.	15	7
205	A	UALR	3	7
205	A	UALR	8	7
205	A	UALR	3	5
264	A	Alabama St.	2	4
296	H	Alabama A&M	9	1

Troy

T  
r  
o  
y

T  
r  
o  
y



Average RPI Win: 163		WON-LOST	WINNING	LAST 15	STRENGTH OF		OPP. STRENGTH	TEAM	ADJ	CONF.	ADJ CONF.			
Average RPI Loss: 121		RECORD	PCT. RANK	GAMES	SCHEDULE		OF SCHEDULE	RPI	RPI	RPI	RPI			
DIV. I ONLY		21-25-0	.45652	185	6-9-0		151	136	164	.49224	164			
DIV. I NON-CONF.		12-10-0	.54545	117	2-1-0		125	106	104	.5225	105			
TOTALS		RPI 1-25	RPI 26-50		W-L RECORDS		RPI 51-100		RPI 101-150		RPI 150+			
21-25-0	0-1-0	1-1-0		OVERALL		0-6-0		6-8-0		14-9-0				
14-10-0	0-0-0	0-0-0		HOME		0-1-0		4-6-0		10-3-0				
5-13-0	0-1-0	0-0-0		AWAY		0-5-0		2-1-0		3-6-0				
2-2-0	0-0-0	1-1-0		NEUTRAL		0-0-0		0-1-0		1-0-0				
12-10-0	0-1-0	1-1-0		NON-CONFERENCE		0-3-0		2-3-0		9-2-0				
9-3-0	0-0-0	0-0-0		HOME		0-1-0		2-2-0		7-0-0				
1-5-0	0-1-0	0-0-		AWAY		0-2-0		0-0-0		1-2-0				
2-2-0	0-0-0	1-1-0		NEUTRAL		0-0-0		0-1-0		1-0-0				
9-15-0	0-0-0	0-0-0		CONFERENCE		0-3-0		4-5-0		5-7-0				
5-7-0	0-0-0	0-0-0		HOME		0-0-0		2-4-0		3-3-0				
4-8-0	0-0-0	0-0-0		AWAY		0-3-0		2-1-0		2-4-0				
0-0-0	0-0-0	0-0-0		NEUTRAL		0-0-0		0-0-0		0-0-0				
RPI	S	Opponent	Score		RPI	S	Opponent	Score		RPI	S	Opponent	Score	
5	A	LSU	0	5	36	N	Gonzaga	1	6	54	A	Texas St.	5	9
					45	N	Wichita St.	1	0	55	A	Southeastern La.	5	6
										55	H	Southeastern La.	1	2
										78	A	Fla. Atlantic	3	8
										78	A	Fla. Atlantic	2	5
										78	A	Fla. Atlantic	3	7
												Southern Miss.	3	11
												Southern Miss.	3	4
												Southern Miss.	12	5
										116	A	La.-Monroe	5	7
										116	A	La.-Monroe	5	3
										116	A	La.-Monroe	5	0
										118	H	FIU	5	4
										118	H	FIU	1	2
										118	H	FIU	1	2
										129	N	Santa Clara	5	8
										134	H	Houston	3	1
										140	H	Arkansas St.	9	2
										140	H	Arkansas St.	7	8
										140	H	Arkansas St.	4	6
										151	A	UTSA	2	5
										159	H	Northwestern St.	10	8
										163	H	Troy	1	8
										163	H	Troy	8	10
										163	H	Troy	9	8
										172	A	South Ala.	5	7
										172	A	South Ala.	6	1
										172	A	South Ala.	3	5
										173	H	Western Ky.	2	1
										173	H	Western Ky.	2	6
										173	H	Western Ky.	1	0
										175	N	Kansas	8	6
										179	H	Towson	11	1
LAST 15 GAMES														
					163	H	Troy	8	10	172	A	South Ala.	3	5
					163	H	Troy	1	8	172	A	South Ala.	6	1
					163	H	Troy	9	8	172	A	South Ala.	5	7
					205	A	UALR	8	9					
					205	A	UALR	7	6					

Non-Div. I Games:

La.-Lafayette



205	A	UALR	2	7
217	H	McNeese St.	5	4

RPI	S	Opponent	Score	
179	H	Towson	6	5
179	H	Towson	6	2
194	A	Southern U.	2	3
194	H	Southern U.	6	5
205	A	UALR	2	7
205	A	UALR	7	6
205	A	UALR	8	9
217	A	McNeese St.	14	8
217	H	McNeese St.	5	4
267	H	Alcorn St.	6	4



Average RPI Win:		146	WON-LOST RECORD		WINNING PCT. RANK	LAST 15 GAMES		STRENGTH OF SCHEDULE		OPP. STRENGTH OF SCHEDULE	TEAM RPI	ADJ RPI	CONF. RPI	ADJ CONF. RPI			
Average RPI Loss:		106															
DIV. I ONLY			19-23-0		.45238	189	7-8-0		161		89	166	.49157	165	19	19	
DIV. I NON-CONF.			19-23-0		.45238	178	7-8-0		161		75	170	.49157	167	20	20	
TOTALS		RPI 1-25		RPI 26-50		W-L RECORDS		RPI 51-100		RPI 101-150		RPI 150+					
19-23-0		0-3-0		0-3-0		OVERALL		3-6-0		9-5-0		7-6-0					
13-6-0		0-0-0		0-0-0		HOME		2-2-0		6-1-0		5-3-0					
6-17-0		0-3-0		0-3-0		AWAY		1-4-0		3-4-0		2-3-0					
0-0-0		0-0-0		0-0-0		NEUTRAL		0-0-0		0-0-0		0-0-0					
19-23-0		0-3-0		0-3-0		NON-CONFERENCE		3-6-0		9-5-0		7-6-0					
13-6-0		0-0-0		0-0-0		HOME		2-2-0		6-1-0		5-3-0					
6-17-0		0-3-0		0-0-		AWAY		1-4-0		3-4-0		2-3-0					
0-0-0		0-0-0		0-0-0		NEUTRAL		0-0-0		0-0-0		0-0-0					
0-0-0		0-0-0		0-0-0		CONFERENCE		0-0-0		0-0-0		0-0-0					
0-0-0		0-0-0		0-0-0		HOME		0-0-0		0-0-0		0-0-0					
0-0-0		0-0-0		0-0-0		AWAY		0-0-0		0-0-0		0-0-0					
0-0-0		0-0-0		0-0-0		NEUTRAL		0-0-0		0-0-0		0-0-0					
RPI	S	Opponent		Score		RPI	S	Opponent		Score		RPI	S	Opponent		Score	
13	A	North Carolina St.		4	8	42	A	Washington		2	4	73	A	Southern California		8	9
13	A	North Carolina St.		7	10	42	A	Washington		1	13	73	A	Southern California		0	6
13	A	North Carolina St.		0	2	42	A	Washington		3	7	73	A	Southern California		5	6
												73	H	Southern California		2	11
												85	A	Nebraska		10	2
												85	A	Nebraska		2	3
												87	H	Portland		5	1
												87	H	Portland		0	3
												87	H	Portland		14	2
														113 H Sacramento St.		11	4
														113 H Sacramento St.		0	2
														113 H Sacramento St.		5	2
														124 A Cal St. Northridge		2	5
														124 A Cal St. Northridge		3	4
														129 H Santa Clara		3	1
														129 H Santa Clara		4	0
														129 H Santa Clara		9	5
														133 A Fresno St.		1	2
														133 A Fresno St.		0	5
														133 A Fresno St.		8	1
														133 H Fresno St.		4	0
														136 A UC Santa Barbara		8	2
														136 A UC Santa Barbara		7	6
														160 H Kansas St.		8	1
														160 H Kansas St.		5	7
														160 H Kansas St.		7	3
														169 A UC Riverside		6	3
														169 A UC Riverside		0	7
														169 A UC Riverside		2	1
														197 H UC Davis		7	4
														197 H UC Davis		5	6
														197 H UC Davis		6	10
														225 A UNLV		6	15
														225 A UNLV		3	4
														258 H Air Force		4	1
														258 H Air Force		6	2
LAST 15 GAMES																	
13	A	North Carolina St.		7	10	73	H	Southern California		2	11	197	H	UC Davis		6	10
13	A	North Carolina St.		0	2	169	A	UC Riverside		6	3	225	A	UNLV		6	15
13	A	North Carolina St.		4	8	169	A	UC Riverside		0	7	225	A	UNLV		3	4
85	A	Nebraska		10	2							258	H	Air Force		4	1
85	A	Nebraska		2	3							258	H	Air Force		6	2

Non-Div. I Games:

CSU Bakersfield



124	A	Cal St. Northridge	2	5
133	A	Fresno St.	8	1

C  
S  
U  
B  
a  
k  
e  
r  
s  
f  
i  
e  
l  
d

C  
S  
U  
B  
a  
k  
e  
r  
s  
f  
i  
e  
l  
d



[illegible]

**Non-Div. I Games:**                      **St. Anselm**

**12 4 Amherst 5 2**

Dartmouth



233	H	Harvard	7	8
233	A	Harvard	12	3

RPI	S	Opponent	Score	
282	A	Brown	9	5
282	A	Brown	3	4
282	A	Brown	9	5
282	A	Brown	12	1
283	H	Quinnipiac	5	3

Dartmouth

D  
a  
r  
t  
m  
o  
u  
t  
h

D  
a  
r  
t  
m  
o  
u  
t  
h



Average RPI Win:		185	WON-LOST RECORD		WINNING PCT. RANK		LAST 15 GAMES		STRENGTH OF SCHEDULE		OPP. STRENGTH OF SCHEDULE		TEAM RPI		ADJ RPI		CONF. RPI		ADJ CONF. RPI				
DIV. I ONLY			27-20-0		.57447 92		9-6-0		228		174		155		.49119 167		15		15				
DIV. I NON-CONF.			18-11-0		.62069 78		3-3-0		263		225		161		.49038 173		17		17				
TOTALS		RPI 1-25		RPI 26-50		W-L RECORDS		RPI 51-100		RPI 101-150		RPI 150+											
27-20-0		1-0-0		2-2-0		OVERALL		5-6-0		3-3-0		16-9-0											
22-12-0		0-0-0		2-2-0		HOME		4-2-0		1-1-0		15-7-0											
5-8-0		1-0-0		0-0-0		AWAY		1-4-0		2-2-0		1-2-0											
0-0-0		0-0-0		0-0-0		NEUTRAL		0-0-0		0-0-0		0-0-0											
18-11-0		1-0-0		1-0-0		NON-CONFERENCE		2-3-0		3-3-0		11-5-0											
15-7-0		0-0-0		1-0-0		HOME		2-1-0		1-1-0		11-5-0											
3-4-0		1-0-0		0-0-		AWAY		0-2-0		2-2-0		0-0-0											
0-0-0		0-0-0		0-0-0		NEUTRAL		0-0-0		0-0-0		0-0-0											
9-9-0		0-0-0		1-2-0		CONFERENCE		3-3-0		0-0-0		5-4-0											
7-5-0		0-0-0		1-2-0		HOME		2-1-0		0-0-0		4-2-0											
2-4-0		0-0-0		0-0-0		AWAY		1-2-0		0-0-0		1-2-0											
0-0-0		0-0-0		0-0-0		NEUTRAL		0-0-0		0-0-0		0-0-0											
RPI	S	Opponent		Score		RPI	S	Opponent		Score		RPI	S	Opponent		Score		RPI	S	Opponent		Score	
8	A	North Carolina		7	4	26	H	Coastal Caro.		2	5	69	A	Liberty		5	4	122	A	UAB		5	1
						26	H	Coastal Caro.		4	11	69	A	Liberty		0	8	122	A	UAB		1	5
						26	H	Coastal Caro.		7	3	69	A	Liberty		3	4	122	A	UAB		5	10
						29	H	Appalachian St.		6	3	71	A	S.C. Upstate		3	11	142	H	Valparaiso		2	1
												71	H	S.C. Upstate		6	5	143	A	Wofford		3	2
												72	H	Western Caro.		6	4	143	H	Wofford		2	9
												94	A	Furman		7	11	201	H	Winthrop		1	4
												94	H	Furman		4	6	201	H	Winthrop		3	5
												95	H	Radford		4	10	201	H	Winthrop		5	1
												95	H	Radford		2	1	220	H	Marshall		1	3
												95	H	Radford		8	2	220	H	Marshall		3	4
																		220	H	Marshall		5	13
																		222	A	Charleston So.		4	8
																		222	A	Charleston So.		3	4
																		222	A	Charleston So.		14	11
																		230	H	Albany (NY)		4	3
																		237	H	La Salle		9	3
																		237	H	La Salle		3	11
																		237	H	La Salle		6	5
																		258	H	Air Force		8	2
																		260	H	VMI		5	4
																		260	H	VMI		6	4
																		260	H	VMI		4	3
																		264	H	Alabama St.		9	3
																		264	H	Alabama St.		14	10
																		264	H	Alabama St.		13	6
																		264	H	Alabama St.		0	7

**Non-Div. I Games:**

## Mars Hill

**3**

5

## Brevard

6

8

Gardner-Webb



260	H	VMI	5	4
260	H	VMI	4	3

RPI	S	Opponent	Score	
275	H	N.C. A&T	10	7
294	H	Md.-East. Shore	8	4
294	H	Md.-East. Shore	11	4
294	H	Md.-East. Shore	7	0

Gardner-Webb

Gardner-Webb

Gardner-Webb



Average RPI Win: 215		WON-LOST	WINNING	LAST 15	STRENGTH OF		OPP. STRENGTH	TEAM	ADJ	CONF.	ADJ CONF.
Average RPI Loss: 161		RECORD	PCT. RANK	GAMES	SCHEDULE		OF SCHEDULE	RPI	RPI	RPI	RPI
DIV. I ONLY		19-17-0	.52778	127	9-6-0		187	225	165	.49053	168
DIV. I NON-CONF.		8-10-0	.44444	182	3-1-0		190	197	198	.47492	197
TOTALS		RPI 1-25	RPI 26-50		W-L RECORDS		RPI 51-100		RPI 101-150		RPI 150+
19-17-0		0-3-0	0-0-0		OVERALL		0-1-0		2-2-0		17-11-0
10-6-0		0-0-0	0-0-0		HOME		0-1-0		0-1-0		10-4-0
7-11-0		0-3-0	0-0-0		AWAY		0-0-0		2-1-0		5-7-0
2-0-0		0-0-0	0-0-0		NEUTRAL		0-0-0		0-0-0		2-0-0
8-10-0		0-3-0	0-0-0		NON-CONFERENCE		0-1-0		0-1-0		8-5-0
4-3-0		0-0-0	0-0-0		HOME		0-1-0		0-1-0		4-1-0
2-7-0		0-3-0	0-0-		AWAY		0-0-0		0-0-0		2-4-0
2-0-0		0-0-0	0-0-0		NEUTRAL		0-0-0		0-0-0		2-0-0
11-7-0		0-0-0	0-0-0		CONFERENCE		0-0-0		2-1-0		9-6-0
6-3-0		0-0-0	0-0-0		HOME		0-0-0		0-0-0		6-3-0
5-4-0		0-0-0	0-0-0		AWAY		0-0-0		2-1-0		3-3-0
0-0-0		0-0-0	0-0-0		NEUTRAL		0-0-0		0-0-0		0-0-0
RPI S	Opponent	Score	RPI S	Opponent	Score	RPI S	Opponent	Score	RPI S	Opponent	Score
20 A	UCF	4 16				90 H	Connecticut	5 12	138 A	Saint Louis	12 0
20 A	UCF	1 2							138 A	Saint Louis	2 3
20 A	UCF	4 5							138 A	Saint Louis	6 5
									141 H	Holy Cross	3 4
									153 A	Monmouth	1 2
									196 A	Old Dominion	1 6
									196 A	Old Dominion	2 3
									196 A	Old Dominion	8 0
									206 H	Richmond	8 13
									206 H	Richmond	5 3
									206 H	Richmond	3 1
									207 A	Central Conn. St.	2 11
									208 A	Fordham	4 5
									208 A	Fordham	3 1
									208 A	Fordham	5 4
									210 A	Saint Joseph's	0 6
									210 A	Saint Joseph's	5 11
									210 A	Saint Joseph's	3 2
									212 H	Northeastern	7 6
									212 N	Northeastern	4 1
									218 H	Maine	11 5
									230 H	Albany (NY)	4 9
									230 H	Albany (NY)	2 1
									230 H	Albany (NY)	5 1
									233 N	Harvard	8 7
									237 H	La Salle	2 1
									237 H	La Salle	5 4
			LAST 15 GAMES								
			206 H	Richmond	5 3	218 H	Maine	11 5			
			206 H	Richmond	8 13	138 A	Saint Louis	12 0			
			206 H	Richmond	3 1	138 A	Saint Louis	2 3			
			212 H	Northeastern	7 6						
			249 H	Temple	5 4						

Non-Div. I Games:

Massachusetts



249	H	Temple	4	8
249	H	Temple	3	6

RPI	S	Opponent	Score	
237	H	La Salle	2	1
249	H	Temple	3	6
249	H	Temple	4	8
249	H	Temple	5	4
280	A	Hartford	8	7

Massachusetts

M  
a  
s  
s  
a  
c  
h  
u  
s  
e  
t  
t  
s

M  
a  
s  
s  
a  
c  
h  
u  
s  
e  
t  
t  
s



Average RPI Win:		142	WON-LOST RECORD		WINNING PCT. RANK		LAST 15 GAMES		STRENGTH OF SCHEDULE		OPP. STRENGTH OF SCHEDULE		TEAM RPI		ADJ RPI		CONF. RPI		ADJ CONF. RPI				
Average RPI Loss:		95																					
DIV. I ONLY			16-26-0		.38095 239		6-9-0		92		102		181		.48984 169		12		11				
DIV. I NON-CONF.			11-16-0		.40741 207		3-3-0		58		103		148		.50423 143		8		8				
TOTALS		RPI 1-25		RPI 26-50		W-L RECORDS		RPI 51-100		RPI 101-150		RPI 150+											
16-26-0		0-3-0		2-5-0		OVERALL		1-5-0		6-8-0		7-5-0											
11-12-0		0-1-0		0-1-0		HOME		1-2-0		4-5-0		6-3-0											
5-14-0		0-2-0		2-4-0		AWAY		0-3-0		2-3-0		1-2-0											
0-0-0		0-0-0		0-0-0		NEUTRAL		0-0-0		0-0-0		0-0-0											
11-16-0		0-3-0		2-5-0		NON-CONFERENCE		0-0-0		4-4-0		5-4-0											
7-7-0		0-1-0		0-1-0		HOME		0-0-0		3-3-0		4-2-0											
4-9-0		0-2-0		2-0-		AWAY		0-0-0		1-1-0		1-2-0											
0-0-0		0-0-0		0-0-0		NEUTRAL		0-0-0		0-0-0		0-0-0											
5-10-0		0-0-0		0-0-0		CONFERENCE		1-5-0		2-4-0		2-1-0											
4-5-0		0-0-0		0-0-0		HOME		1-2-0		1-2-0		2-1-0											
1-5-0		0-0-0		0-0-0		AWAY		0-3-0		1-2-0		0-0-0											
0-0-0		0-0-0		0-0-0		NEUTRAL		0-0-0		0-0-0		0-0-0											
RPI	S	Opponent		Score		RPI	S	Opponent		Score		RPI	S	Opponent		Score		RPI	S	Opponent		Score	
3	A	UCLA		0	4	30	A	Arizona St.		3	1	52	H	Long Beach St.		3	2	113	H	Sacramento St.		15	4
25	A	San Diego		5	6	30	A	Arizona St.		3	11	52	H	Long Beach St.		4	5	113	H	Sacramento St.		1	0
25	H	San Diego		5	8	30	A	Arizona St.		2	11	52	H	Long Beach St.		2	8	113	H	Sacramento St.		2	5
						38	H	Pepperdine		7	8	59	A	UC Irvine		2	9	124	H	Cal St. Northridge		3	7
						48	A	Sam Houston St.		3	4	59	A	UC Irvine		0	2	124	H	Cal St. Northridge		7	8
						48	A	Sam Houston St.		10	1	59	A	UC Irvine		5	6	124	H	Cal St. Northridge		3	1
						48	A	Sam Houston St.		4	9							133	A	Fresno St.		1	2
																		133	A	Fresno St.		5	1
																		136	A	UC Santa Barbara		1	3
																		136	A	UC Santa Barbara		4	1
																		136	A	UC Santa Barbara		3	5
																		137	H	BYU		5	0
																		137	H	BYU		4	8
																		137	H	BYU		2	6
																		158	A	San Diego St.		3	7
																		158	H	San Diego St.		7	1
																		165	H	CSU Bakersfield		7	0
																		165	H	CSU Bakersfield		1	2
																		165	H	CSU Bakersfield		3	6
																		197	H	UC Davis		7	6
																		197	H	UC Davis		2	7
																		197	H	UC Davis		8	0
																		225	A	UNLV		5	2
																		225	A	UNLV		1	10
																		225	H	UNLV		13	5
																		225	H	UNLV		3	1
				LAST 15 GAMES																			
						124	H	Cal St. Northridge		3	1	59	A	UC Irvine		2	9	225	A	UNLV		5	2
						124	H	Cal St. Northridge		3	7	25	A	San Diego		5	6	225	A	UNLV		1	10
						124	H	Cal St. Northridge		7	8	197	H	UC Davis		8	0	225	H	UNLV		13	5
						225	A	UNLV		5	2							225	H	UNLV		3	1
						225	A	UNLV		1	10												

Non-Div. I Games:

UC Riverside



59 A UC Irvine	5	6
59 A UC Irvine	0	2

U  
C  
R  
i  
v  
e  
r  
s  
i  
d  
e

U  
C  
R  
i  
v  
e  
r  
s  
i  
d  
e



Average RPI Win: 168		WON-LOST	WINNING	LAST 15	STRENGTH OF		OPP. STRENGTH	TEAM	ADJ	CONF.	ADJ CONF.
Average RPI Loss: 104		RECORD	PCT. RANK	GAMES	SCHEDULE		OF SCHEDULE	RPI	RPI	RPI	RPI
DIV. I ONLY		18-29-0	.38298	235	58		164	160	.48968	170	14
DIV. I NON-CONF.		12-14-0	.46154	164	121		182	155	.49547	160	15
TOTALS		RPI 1-25	RPI 26-50		W-L RECORDS		RPI 51-100		RPI 101-150		RPI 150+
18-29-0		0-2-0	2-5-0		OVERALL		2-10-0		1-5-0		13-7-0
11-10-0		0-0-0	1-2-0		HOME		0-3-0		0-0-0		10-5-0
2-12-0		0-1-0	0-2-0		AWAY		1-5-0		0-4-0		1-0-0
5-7-0		0-1-0	1-1-0		NEUTRAL		1-2-0		1-1-0		2-2-0
12-14-0		0-2-0	1-3-0		NON-CONFERENCE		1-2-0		1-2-0		9-5-0
6-3-0		0-0-0	0-0-0		HOME		0-0-0		0-0-0		6-3-0
1-4-0		0-1-0	0-0-		AWAY		0-0-0		0-1-0		1-0-0
5-7-0		0-1-0	1-1-0		NEUTRAL		1-2-0		1-1-0		2-2-0
6-15-0		0-0-0	1-2-0		CONFERENCE		1-8-0		0-3-0		4-2-0
5-7-0		0-0-0	1-2-0		HOME		0-3-0		0-0-0		4-2-0
1-8-0		0-0-0	0-0-0		AWAY		1-5-0		0-3-0		0-0-0
0-0-0		0-0-0	0-0-0		NEUTRAL		0-0-0		0-0-0		0-0-0
RPI S	Opponent	Score	RPI S	Opponent	Score	RPI S	Opponent	Score	RPI S	Opponent	Score
6 A	Oregon	0 12	27 N	New Mexico St.	10 4	60 A	St. John's (NY)	3 1	105 A	Seton Hall	1 3
13 N	North Carolina St.	0 16	28 A	Oregon St.	0 11	60 A	St. John's (NY)	6 7	105 A	Seton Hall	4 9
			32 N	Virginia Tech	4 7	60 A	St. John's (NY)	6 14	105 A	Seton Hall	9 11
			35 A	Maryland	0 3	66 N	Illinois	3 14	110 N	George Mason	0 1
			43 H	Louisville	4 3	67 N	Oklahoma	2 5	127 N	Penn St.	4 1
			43 H	Louisville	6 7	85 N	Nebraska	4 1	132 A	Minnesota	3 11
			43 H	Louisville	4 8	89 A	Rutgers	1 3	156 H	Villanova	7 6
						89 A	Rutgers	2 3	156 H	Villanova	6 5
						89 A	Rutgers	4 8	156 H	Villanova	11 26
						90 H	Connecticut	4 15	184 H	Pittsburgh	7 5
						90 H	Connecticut	7 10	184 H	Pittsburgh	5 14
						90 H	Connecticut	1 8	184 H	Pittsburgh	8 4
									185 H	Manhattan	7 6
									185 H	Manhattan	2 0
									185 H	Manhattan	3 1
									185 H	Manhattan	11 13
									189 N	Morehead St.	5 7
									199 H	Eastern Mich.	2 1
									216 N	Iowa	4 3
									219 N	Michigan	3 14
									240 N	Northwestern	7 3
									257 H	Niagara	4 5
									257 H	Niagara	6 5
									270 A	Akron	17 6
									270 H	Akron	12 7
									270 H	Akron	2 8
			LAST 15 GAMES								
			43 H	Louisville	4 8	184 H	Pittsburgh	7 5			
			43 H	Louisville	6 7	184 H	Pittsburgh	8 4			
			43 H	Louisville	4 3	270 A	Akron	17 6			
			105 A	Seton Hall	4 9						
			105 A	Seton Hall	1 3						

Non-Div. I Games:

West Virginia



105 A Seton Hall	9	11
184 H Pittsburgh	5	14

W  
e  
s  
t  
V  
i  
r  
g  
i  
n  
i  
a

W  
e  
s  
t  
V  
i  
r  
g  
i  
n  
i  
a



Average RPI Win: 207		WON-LOST RECORD		WINNING PCT. RANK		LAST 15 GAMES		STRENGTH OF SCHEDULE		OPP. STRENGTH OF SCHEDULE		TEAM RPI		ADJ RPI		CONF. RPI		ADJ CONF. RPI					
DIV. I ONLY		23-21-0		.52273 129		13-2-0		205		207		175		.48956 171		25		24					
DIV. I NON-CONF.		14-13-0		.51852 137		8-0-0		129		181		127		.51311 125		25		24					
TOTALS		RPI 1-25		RPI 26-50		W-L RECORDS		RPI 51-100		RPI 101-150		RPI 150+											
23-21-0		0-2-0		1-0-0		OVERALL		2-5-0		1-3-0		19-11-0											
10-5-0		0-0-0		0-0-0		HOME		0-0-0		0-1-0		10-4-0											
12-14-0		0-2-0		1-0-0		AWAY		2-4-0		0-2-0		9-6-0											
1-2-0		0-0-0		0-0-0		NEUTRAL		0-1-0		1-0-0		0-1-0											
14-13-0		0-2-0		1-0-0		NON-CONFERENCE		2-5-0		1-3-0		10-3-0											
5-1-0		0-0-0		0-0-0		HOME		0-0-0		0-1-0		5-0-0											
8-10-0		0-2-0		1-0-		AWAY		2-4-0		0-2-0		5-2-0											
1-2-0		0-0-0		0-0-0		NEUTRAL		0-1-0		1-0-0		0-1-0											
9-8-0		0-0-0		0-0-0		CONFERENCE		0-0-0		0-0-0		9-8-0											
5-4-0		0-0-0		0-0-0		HOME		0-0-0		0-0-0		5-4-0											
4-4-0		0-0-0		0-0-0		AWAY		0-0-0		0-0-0		4-4-0											
0-0-0		0-0-0		0-0-0		NEUTRAL		0-0-0		0-0-0		0-0-0											
RPI	S	Opponent		Score		RPI	S	Opponent		Score		RPI	S	Opponent		Score							
12	A	Virginia		2	10	26	A	Coastal Caro.		5	4	62	N	Ohio St.		2	17	103	H	Hofstra		7	9
12	A	Virginia		5	8							84	A	Campbell		7	5	106	A	Stony Brook		5	14
												84	A	Campbell		8	9	131	N	Army		6	3
												84	A	Campbell		3	10	141	A	Holy Cross		7	11
												95	A	Radford		5	6	185	H	Manhattan		3	7
												95	A	Radford		9	2	185	H	Manhattan		1	0
												95	A	Radford		4	6	185	H	Manhattan		4	2
																		187	H	Binghamton		4	3
																		187	H	Binghamton		7	4
																		190	N	Toledo		3	9
																		196	A	Old Dominion		7	2
																		196	A	Old Dominion		3	6
																		204	H	Siena		8	7
																		204	H	Siena		3	4
																		204	H	Siena		0	1
																		208	A	Fordham		3	2
																		230	A	Albany (NY)		3	10
																		230	H	Albany (NY)		10	8
																		236	A	Rider		13	0
																		236	A	Rider		6	9
																		236	A	Rider		4	3
																		243	H	Saint Peter's		4	3
																		243	H	Saint Peter's		2	5
																		243	H	Saint Peter's		6	4
																		256	A	Iona		1	3
																		256	A	Iona		7	2
																		256	A	Iona		6	2
				LAST 15 GAMES																			
		271 A Lafayette		9	0			256 A Iona		6	2			243 H Saint Peter's		4	3						
		271 H Lafayette		11	1			131 N Army		6	3			243 H Saint Peter's		6	4						
		271 H Lafayette		7	1			236 A Rider		13	0			256 A Iona		1	3						
		282 A Brown		4	2									256 A Iona		7	2						
		282 A Brown		6	0									256 A Iona		6	2						

Non-Div. I Games:

Marist



256	A	Iona	1	3
256	A	Iona	7	2

RPI	S	Opponent	Score	
257	A	Niagara	6	9
257	A	Niagara	2	3
271	A	Lafayette	9	0
271	H	Lafayette	11	1
271	H	Lafayette	7	1
282	A	Brown	6	0
282	A	Brown	4	2



Average RPI Win:	133	WON-LOST RECORD	WINNING PCT. RANK	LAST 15 GAMES	STRENGTH OF SCHEDULE	OPP. STRENGTH OF SCHEDULE	TEAM RPI	ADJ RPI	CONF. RPI	ADJ CONF. RPI	
DIV. I ONLY		18-30-0	.375 243	6-9-0	75	139	178	.48885 172	16	16	
DIV. I NON-CONF.		6-18-0	.25 268	1-2-0	59	70	216	.46523 213	16	16	
<hr/>											
TOTALS	RPI 1-25	RPI 26-50		W-L RECORDS	RPI 51-100		RPI 101-150		RPI 150+		
18-30-0	0-0-0	1-5-0		OVERALL	2-6-0		8-11-0		7-8-0		
10-13-0	0-0-0	0-3-0		HOME	1-3-0		4-4-0		5-3-0		
8-17-0	0-0-0	1-2-0		AWAY	1-3-0		4-7-0		2-5-0		
0-0-0	0-0-0	0-0-0		NEUTRAL	0-0-0		0-0-0		0-0-0		
<hr/>											
6-18-0	0-0-0	1-5-0		NON-CONFERENCE	1-4-0		2-5-0		2-4-0		
3-8-0	0-0-0	0-3-0		HOME	1-3-0		1-1-0		1-1-0		
3-10-0	0-0-0	1-0-		AWAY	0-1-0		1-4-0		1-3-0		
0-0-0	0-0-0	0-0-0		NEUTRAL	0-0-0		0-0-0		0-0-0		
<hr/>											
12-12-0	0-0-0	0-0-0		CONFERENCE	1-2-0		6-6-0		5-4-0		
7-5-0	0-0-0	0-0-0		HOME	0-0-0		3-3-0		4-2-0		
5-7-0	0-0-0	0-0-0		AWAY	1-2-0		3-3-0		1-2-0		
0-0-0	0-0-0	0-0-0		NEUTRAL	0-0-0		0-0-0		0-0-0		
<hr/>											
RPI S	Opponent	Score	RPI S	Opponent	Score	RPI S	Opponent	Score	RPI S	Opponent	Score
			37 H	Col. of Charleston	2 5	55 H	Southeastern La.	3 6	102 A	North Florida	3 7
			37 H	Col. of Charleston	3 6	64 A	Auburn	0 7	102 A	North Florida	7 8
			37 H	Col. of Charleston	0 3	68 H	Samford	7 8	102 A	North Florida	4 10
			39 A	Mississippi St.	0 2	68 H	Samford	9 4	109 A	Southern Miss.	5 3
			45 A	Wichita St.	7 3	68 H	Samford	8 9	109 H	Southern Miss.	8 7
			45 A	Wichita St.	4 9	78 A	Fla. Atlantic	5 7	116 A	La.-Monroe	11 3
						78 A	Fla. Atlantic	7 10	116 A	La.-Monroe	20 13
						78 A	Fla. Atlantic	7 4	116 A	La.-Monroe	8 1
									118 H	FIU	4 6
									118 H	FIU	8 2
									118 H	FIU	9 7
									139 A	Alabama	3 4
									139 H	Alabama	5 9
									140 A	Arkansas St.	1 6
									140 A	Arkansas St.	1 2
									140 A	Arkansas St.	1 8
									147 H	Middle Tenn.	7 5
									147 H	Middle Tenn.	3 12
									147 H	Middle Tenn.	1 17
									152 A	Nicholls St.	3 11
									152 H	Nicholls St.	4 8
			LAST 15 GAMES						163 H	Troy	6 10
			140 A	Arkansas St.	1 2	152 A	Nicholls St.	3 11	163 H	Troy	16 4
			140 A	Arkansas St.	1 6	164 H	La.-Lafayette	5 3	163 H	Troy	7 2
			140 A	Arkansas St.	1 8	164 H	La.-Lafayette	1 6	164 H	La.-Lafayette	7 5
			55 H	Southeastern La.	3 6				164 H	La.-Lafayette	1 6
			118 H	FIU	8 2				164 H	La.-Lafayette	5 3

**Non-Div. I Games:**

South Ala.



South Ala.

118	H	FIU	4	6
118	H	FIU	9	7

Through Games Of Sunday, May 6

RPI	S	Opponent	Score	
175	A	Stephen F. Austin	0	9
175	A	Stephen F. Austin	5	2
175	A	Stephen F. Austin	4	5
205	A	UALR	14	7
205	A	UALR	9	13
205	A	UALR	7	18
224	H	Jackson St.	12	4

South Ala.

S  
o  
u  
t  
h  
A  
l  
a  
.

S  
o  
u  
t  
h  
A  
l  
a  
.



[illegible]

**Non-Div. I Games:**

Western Ky.



Western Ky.

116	H	La.-Monroe	7	6
116	H	La.-Monroe	6	14

Through Games Of Sunday, May 6

RPI	S	Opponent	Score	
164	A	La.-Lafayette	1	2
190	H	Toledo	6	7
190	H	Toledo	9	3
190	H	Toledo	2	5
198	A	Murray St.	2	10
205	H	UALR	1	3
205	H	UALR	5	1
205	H	UALR	8	7
262	H	Western Ill.	9	4
262	H	Western Ill.	7	2
262	H	Western Ill.	1	11
268	H	Butler	13	1

Western Ky.

W  
e  
s  
t  
e  
r  
n  
K  
y  
.

W  
e  
s  
t  
e  
r  
n  
K  
y  
.



Average RPI Win:		223	WON-LOST RECORD		WINNING PCT. RANK		LAST 15 GAMES		STRENGTH OF SCHEDULE		OPP. STRENGTH OF SCHEDULE		TEAM RPI		ADJ RPI		CONF. RPI		ADJ CONF. RPI					
DIV. I ONLY			28-20-0		.58333		84		6-9-0		259		194		173		.48799		174		17		17	
DIV. I NON-CONF.			17-7-0		.70833		39		3-1-0		277		253		134		.50725		136		18		18	
TOTALS		RPI 1-25		RPI 26-50		W-L RECORDS		RPI 51-100		RPI 101-150		RPI 150+												
28-20-0		0-5-0		0-0-0		OVERALL		1-2-0		3-3-0		24-10-0												
19-8-0		0-0-0		0-0-0		HOME		0-0-0		2-1-0		17-7-0												
9-12-0		0-5-0		0-0-0		AWAY		1-2-0		1-2-0		7-3-0												
0-0-0		0-0-0		0-0-0		NEUTRAL		0-0-0		0-0-0		0-0-0												
17-7-0		0-5-0		0-0-0		NON-CONFERENCE		0-0-0		2-1-0		15-1-0												
14-1-0		0-0-0		0-0-0		HOME		0-0-0		2-1-0		12-0-0												
3-6-0		0-5-0		0-0-		AWAY		0-0-0		0-0-0		3-1-0												
0-0-0		0-0-0		0-0-0		NEUTRAL		0-0-0		0-0-0		0-0-0												
11-13-0		0-0-0		0-0-0		CONFERENCE		1-2-0		1-2-0		9-9-0												
5-7-0		0-0-0		0-0-0		HOME		0-0-0		0-0-0		5-7-0												
6-6-0		0-0-0		0-0-0		AWAY		1-2-0		1-2-0		4-2-0												
0-0-0		0-0-0		0-0-0		NEUTRAL		0-0-0		0-0-0		0-0-0												
RPI	S	Opponent		Score		RPI	S	Opponent		Score		RPI	S	Opponent		Score								
1	A	Florida		1	5			92	A	VCU	4	3	110	A	George Mason		4	5						
1	A	Florida		3	5			92	A	VCU	4	7	110	A	George Mason		6	3						
1	A	Florida		1	4			92	A	VCU	4	5	110	A	George Mason		2	8						
12	A	Virginia		5	6								121	H	Rhode Island		3	4						
23	A	East Carolina		4	13								121	H	Rhode Island		2	1						
													121	H	Rhode Island		2	1						
													157	H	Delaware		6	7						
													157	H	Delaware		10	2						
													157	H	Delaware		14	16						
													179	H	Towson		1	2						
													179	H	Towson		8	2						
													179	H	Towson		19	2						
													182	A	Georgia St.		6	5						
													182	A	Georgia St.		6	7						
													182	A	Georgia St.		0	1						
													196	H	Old Dominion		4	9						
													196	H	Old Dominion		3	2						
													196	H	Old Dominion		1	2						
													206	A	Richmond		9	5						
													206	H	Richmond		17	4						
													212	H	Northeastern		3	4						
													212	H	Northeastern		4	3						
													212	H	Northeastern		0	8						
													221	A	James Madison		5	0						
													221	A	James Madison		5	2						
													221	A	James Madison		3	1						
													226	H	George Washington		11	1						
					LAST 15 GAMES																			
					196	H	Old Dominion		1	2	92	A	VCU	4	3									
					196	H	Old Dominion		4	9	23	A	East Carolina	4	13									
					196	H	Old Dominion		3	2	182	A	Georgia St.	6	5									
					286	H	Norfolk St.		8	2														
					286	H	Norfolk St.		4	0														

Non-Div. I Games:

William &amp; Mary



92	A	VCU	4	7
92	A	VCU	4	5

RPI	S	Opponent	Score	
260	A	VMI	6	2
260	H	VMI	10	2
261	A	Longwood	6	0
283	H	Quinnipiac	9	5
283	H	Quinnipiac	13	5
286	A	Norfolk St.	1	3
286	H	Norfolk St.	8	2
286	H	Norfolk St.	4	0
294	H	Md.-East. Shore	18	3
295	H	NYIT	19	2
295	H	NYIT	9	1
295	H	NYIT	7	0
295	H	NYIT	10	0



Average RPI Win: 137		WON-LOST	WINNING	LAST 15	STRENGTH OF		OPP. STRENGTH	TEAM	ADJ	CONF.	ADJ CONF.
Average RPI Loss: 104		RECORD	PCT. RANK	GAMES	SCHEDULE		OF SCHEDULE	RPI	RPI	RPI	RPI
DIV. I ONLY		19-28-0	.40426	221	6-9-0		127	82	174	.48786	175
DIV. I NON-CONF.		7-12-0	.36842	227	0-3-0		106	72	186	.48328	186
TOTALS		RPI 1-25	RPI 26-50		W-L RECORDS		RPI 51-100		RPI 101-150		RPI 150+
19-28-0		0-3-0	1-4-0		OVERALL		6-9-0		2-3-0		10-9-0
10-7-0		0-0-0	0-0-0		HOME		2-1-0		2-2-0		6-4-0
9-16-0		0-3-0	1-2-0		AWAY		4-6-0		0-1-0		4-4-0
0-5-0		0-0-0	0-2-0		NEUTRAL		0-2-0		0-0-0		0-1-0
7-12-0		0-3-0	0-2-0		NON-CONFERENCE		2-3-0		1-1-0		4-3-0
4-1-0		0-0-0	0-0-0		HOME		0-0-0		1-0-0		3-1-0
3-6-0		0-3-0	0-0-		AWAY		2-1-0		0-1-0		1-1-0
0-5-0		0-0-0	0-2-0		NEUTRAL		0-2-0		0-0-0		0-1-0
12-16-0		0-0-0	1-2-0		CONFERENCE		4-6-0		1-2-0		6-6-0
6-6-0		0-0-0	0-0-0		HOME		2-1-0		1-2-0		3-3-0
6-10-0		0-0-0	1-2-0		AWAY		2-5-0		0-0-0		3-3-0
0-0-0		0-0-0	0-0-0		NEUTRAL		0-0-0		0-0-0		0-0-0
RPI S	Opponent	Score	RPI S	Opponent	Score	RPI S	Opponent	Score	RPI S	Opponent	Score
11 A	Arkansas	3 8	34 N	Missouri St.	3 8	51 A	Texas	1 9	116 H	La.-Monroe	4 3
11 A	Arkansas	3 4	34 N	Missouri St.	4 5	54 A	Texas St.	8 12	119 A	Louisiana Tech	5 9
17 A	Texas A&M	3 4	48 A	Sam Houston St.	5 2	54 A	Texas St.	8 6	125 H	Lamar	4 6
			48 A	Sam Houston St.	1 9	54 A	Texas St.	1 6	125 H	Lamar	7 5
			48 A	Sam Houston St.	2 5	55 A	Southeastern La.	5 3	125 H	Lamar	4 7
						55 A	Southeastern La.	3 4	151 H	UTSA	3 7
						55 A	Southeastern La.	11 12	151 H	UTSA	4 3
						58 A	Texas-Arlington	1 3	151 H	UTSA	4 1
						58 H	Texas-Arlington	2 4	159 A	Northwestern St.	2 4
						58 H	Texas-Arlington	3 0	159 A	Northwestern St.	8 2
						58 H	Texas-Arlington	3 1	159 A	Northwestern St.	0 2
						87 N	Portland	0 11	172 H	South Ala.	9 0
						87 N	Portland	5 10	172 H	South Ala.	5 4
						88 A	New Mexico	8 7	172 H	South Ala.	2 5
						88 A	New Mexico	9 5	188 A	A&M-Corpus Christi	1 6
									188 A	A&M-Corpus Christi	2 1
									188 A	A&M-Corpus Christi	4 2
									217 H	McNeese St.	7 0
									217 H	McNeese St.	1 4
									217 H	McNeese St.	1 4
									234 N	Houston Baptist	5 6
									253 A	Grambling	7 3
									253 H	Grambling	10 3
									289 A	Ark.-Pine Bluff	9 10
LAST 15 GAMES			LAST 15 GAMES			LAST 15 GAMES			LAST 15 GAMES		
			55 A	Southeastern La.	11 12	188 A	A&M-Corpus Christi	1 6			
			55 A	Southeastern La.	5 3	188 A	A&M-Corpus Christi	2 1			
			55 A	Southeastern La.	3 4	188 A	A&M-Corpus Christi	4 2			
			58 H	Texas-Arlington	3 1						
			58 H	Texas-Arlington	3 0						

Non-Div. I Games:

Stephen F. Austin



58	H	Texas-Arlington	2	4
289	A	Ark.-Pine Bluff	9	10

S  
t  
e  
p  
h  
e  
n  
F  
.  
A  
u  
s  
t  
i  
n

S  
t  
e  
p  
h  
e  
n  
F  
.  
A  
u  
s  
t  
i  
n



Average RPI Win: 170		WON-LOST	WINNING	LAST 15	STRENGTH OF		OPP. STRENGTH	TEAM	ADJ		CONF.	ADJ CONF.			
Average RPI Loss: 84		RECORD	PCT. RANK	GAMES	SCHEDULE		OF SCHEDULE	RPI	RPI		RPI	RPI			
DIV. I ONLY		17-29-0	.36957	247	5-8-0		68	107	168	.48786	175	4	4		
DIV. I NON-CONF.		12-16-0	.42857	190	2-2-0		193	176	204	.47011	206	5	5		
TOTALS		RPI 1-25	RPI 26-50		W-L RECORDS		RPI 51-100		RPI 101-150		RPI 150+				
17-29-0		1-5-0	0-7-0		OVERALL		4-9-0		3-2-0		9-6-0				
7-9-0		1-2-0	0-2-0		HOME		2-3-0		0-0-0		4-2-0				
5-14-0		0-3-0	0-4-0		AWAY		2-5-0		2-0-0		1-2-0				
5-6-0		0-0-0	0-1-0		NEUTRAL		0-1-0		1-2-0		4-2-0				
12-16-0		0-0-0	0-7-0		NON-CONFERENCE		1-1-0		3-2-0		8-6-0				
3-4-0		0-0-0	0-2-0		HOME		0-0-0		0-0-0		3-2-0				
4-6-0		0-0-0	0-0-		AWAY		1-0-0		2-0-0		1-2-0				
5-6-0		0-0-0	0-1-0		NEUTRAL		0-1-0		1-2-0		4-2-0				
5-13-0		1-5-0	0-0-0		CONFERENCE		3-8-0		0-0-0		1-0-0				
4-5-0		1-2-0	0-0-0		HOME		2-3-0		0-0-0		1-0-0				
1-8-0		0-3-0	0-0-0		AWAY		1-5-0		0-0-0		0-0-0				
0-0-0		0-0-0	0-0-0		NEUTRAL		0-0-0		0-0-0		0-0-0				
RPI	S	Opponent	Score	RPI	S	Opponent	Score	RPI	S	Opponent	Score	RPI	S	Opponent	Score
4	A	Baylor	2 10	34	A	Missouri St.	8 9	51	A	Texas	2 7	104	N	Notre Dame	0 1
4	A	Baylor	0 9	34	H	Missouri St.	3 6	51	A	Texas	0 3	106	N	Stony Brook	0 4
4	A	Baylor	6 8	36	N	Gonzaga	2 7	51	A	Texas	7 2	106	N	Stony Brook	3 1
17	H	Texas A&M	0 8	39	A	Mississippi St.	1 3	56	N	Indiana St.	1 2	132	A	Minnesota	9 4
17	H	Texas A&M	4 6	39	A	Mississippi St.	0 1	67	H	Oklahoma	2 8	147	A	Middle Tenn.	7 3
17	H	Texas A&M	5 3	45	A	Wichita St.	2 10	67	H	Oklahoma	1 4	151	A	UTSA	4 7
				45	H	Wichita St.	4 6	74	H	Texas Tech	5 2	160	H	Kansas St.	8 7
								74	H	Texas Tech	1 3	164	N	La.-Lafayette	6 8
								74	H	Texas Tech	9 3	200	A	Creighton	3 7
								77	A	Belmont	2 0	205	A	UALR	16 12
								83	A	Oklahoma St.	2 4	234	N	Houston Baptist	3 2
								83	A	Oklahoma St.	6 7	234	N	Houston Baptist	4 7
								83	A	Oklahoma St.	1 11	235	N	Bowling Green	3 1
												258	H	Air Force	0 3
												258	H	Air Force	5 2
												263	H	Southern Utah	11 10
												277	H	North Dakota	7 4
												277	H	North Dakota	9 12
												291	N	Mississippi Val.	14 1
												291	N	Mississippi Val.	9 2
				LAST 15 GAMES											
				34	H	Missouri St.	3 6	51	A	Texas	2 7				
				258	H	Air Force	0 3	51	A	Texas	0 3				
				258	H	Air Force	5 2	51	A	Texas	7 2				
				205	A	UALR	16 12								
				67	H	Oklahoma	2 8								

Non-Div. I Games: Baker 7 3 St. Mary (KS) 6 0

Kansas



67 H Oklahoma	1	4
160 H Kansas St.	8	7

K  
a  
n  
s  
a  
s

K  
a  
n  
s  
a  
s



Average RPI Win: 253		WON-LOST RECORD		WINNING PCT. RANK		LAST 15 GAMES		STRENGTH OF SCHEDULE		OPP. STRENGTH OF SCHEDULE		TEAM RPI		ADJ RPI		CONF. RPI		ADJ CONF. RPI	
DIV. I ONLY		33-12-0		.73333 14		10-4-0		293		252		175		.48736 177		28		28	
DIV. I NON-CONF.		21-7-0		.75 30		0-1-0		284		250		126		.51099 130		28		28	
TOTALS		RPI 1-25		RPI 26-50		W-L RECORDS		RPI 51-100		RPI 101-150		RPI 150+							
33-12-0		1-2-0		0-0-0		OVERALL		0-0-0		3-4-0		29-6-0							
8-3-0		0-0-0		0-0-0		HOME		0-0-0		0-1-0		8-2-0							
19-9-0		1-2-0		0-0-0		AWAY		0-0-0		3-3-0		15-4-0							
6-0-0		0-0-0		0-0-0		NEUTRAL		0-0-0		0-0-0		6-0-0							
21-7-0		1-2-0		0-0-0		NON-CONFERENCE		0-0-0		3-4-0		17-1-0							
2-1-0		0-0-0		0-0-0		HOME		0-0-0		0-1-0		2-0-0							
13-6-0		1-2-0		0-0-0		AWAY		0-0-0		3-3-0		9-1-0							
6-0-0		0-0-0		0-0-0		NEUTRAL		0-0-0		0-0-0		6-0-0							
12-5-0		0-0-0		0-0-0		CONFERENCE		0-0-0		0-0-0		12-5-0							
6-2-0		0-0-0		0-0-0		HOME		0-0-0		0-0-0		6-2-0							
6-3-0		0-0-0		0-0-0		AWAY		0-0-0		0-0-0		6-3-0							
0-0-0		0-0-0		0-0-0		NEUTRAL		0-0-0		0-0-0		0-0-0							
RPI	S	Opponent		Score		RPI	S	Opponent		Score		RPI	S	Opponent		Score			
21	A	Arizona		1	3							132	A	Minnesota		6	5		
21	A	Arizona		0	8							132	A	Minnesota		7	0		
21	A	Arizona		8	2							132	H	Minnesota		7	11		
												145	A	SIU Edwardsville		11	4		
												145	A	SIU Edwardsville		5	6		
												145	A	SIU Edwardsville		2	10		
												145	A	SIU Edwardsville		6	14		
												246	N	Penn		15	3		
												247	N	Bucknell		16	8		
												262	A	Western Ill.		10	4		
												262	A	Western Ill.		8	1		
												262	A	Western Ill.		2	3		
												262	A	Western Ill.		3	7		
												263	H	Southern Utah		2	0		
												263	H	Southern Utah		2	4		
												263	H	Southern Utah		4	1		
												263	H	Southern Utah		1	4		
												270	N	Akron		4	3		
												271	N	Lafayette		4	0		
												272	N	Yale		2	1		
												273	A	South Dakota St.		6	1		
												273	H	South Dakota St.		3	2		
												273	H	South Dakota St.		3	2		
												273	H	South Dakota St.		7	6		
												273	H	South Dakota St.		4	1		
												274	A	Neb. Omaha		1	9		
												274	A	Neb. Omaha		7	0		
LAST 15 GAMES																			
263	H	Southern Utah		1	4	287	A	IPFW		8	4	273	H	South Dakota St.		3	2		
263	H	Southern Utah		4	1	132	H	Minnesota		7	11	273	H	South Dakota St.		7	6		
263	H	Southern Utah		2	4	273	H	South Dakota St.		4	1	273	H	South Dakota St.		4	1		
263	H	Southern Utah		2	0							274	A	Neb. Omaha		1	9		
287	A	IPFW		3	4							274	A	Neb. Omaha		7	0		

Non-Div. I Games: Minot St. 6 1 Valley City St. 14 4 Mayville St. 5 6 North Dakota St.



North Dakota St.

287	A	IPFW	6	0
287	A	IPFW	11	4

Through Games Of Sunday, May 6

RPI	S	Opponent	Score	
274	A	Neb. Omaha	8	1
274	A	Neb. Omaha	7	4
277	A	North Dakota	1	0
277	A	North Dakota	4	3
277	H	North Dakota	3	1
277	H	North Dakota	7	3
279	A	Northern Colo.	18	4
279	A	Northern Colo.	11	2
279	A	Northern Colo.	11	4
279	A	Northern Colo.	18	2
287	A	IPFW	3	4
287	A	IPFW	6	0
287	A	IPFW	8	4
287	A	IPFW	11	4
293	N	Chicago St.	2	1

North Dakota St.

N  
o  
r  
t  
h  
D  
a  
k  
o  
t  
a  
S  
t  
.

N  
o  
r  
t  
h  
D  
a  
k  
o  
t  
a  
S  
t  
.



Average RPI Win:		226	WON-LOST RECORD		WINNING PCT. RANK		LAST 15 GAMES		STRENGTH OF SCHEDULE		OPP. STRENGTH OF SCHEDULE		TEAM RPI		ADJ RPI		CONF. RPI		ADJ CONF. RPI				
DIV. I ONLY			28-21-0		.57143 97		8-7-0		251		180		179		.48713 178		32		32				
DIV. I NON-CONF.			12-17-0		.41379 203		1-6-0		49		12		125		.51149 129		32		32				
TOTALS		RPI 1-25		RPI 26-50		W-L RECORDS		RPI 51-100		RPI 101-150		RPI 150+											
28-21-0		0-7-0		0-0-0		OVERALL		2-5-0		5-3-0		21-6-0											
16-6-0		0-1-0		0-0-0		HOME		0-2-0		1-0-0		15-3-0											
12-15-0		0-6-0		0-0-0		AWAY		2-3-0		4-3-0		6-3-0											
0-0-0		0-0-0		0-0-0		NEUTRAL		0-0-0		0-0-0		0-0-0											
12-17-0		0-7-0		0-0-0		NON-CONFERENCE		2-5-0		5-3-0		5-2-0											
5-5-0		0-1-0		0-0-0		HOME		0-2-0		1-0-0		4-2-0											
7-12-0		0-6-0		0-0-		AWAY		2-3-0		4-3-0		1-0-0											
0-0-0		0-0-0		0-0-0		NEUTRAL		0-0-0		0-0-0		0-0-0											
16-4-0		0-0-0		0-0-0		CONFERENCE		0-0-0		0-0-0		16-4-0											
11-1-0		0-0-0		0-0-0		HOME		0-0-0		0-0-0		11-1-0											
5-3-0		0-0-0		0-0-0		AWAY		0-0-0		0-0-0		5-3-0											
0-0-0		0-0-0		0-0-0		NEUTRAL		0-0-0		0-0-0		0-0-0											
RPI	S	Opponent		Score		RPI	S	Opponent		Score		RPI	S	Opponent		Score							
1	A	Florida		6	8							53	A	Stetson		8	9	102	A	North Florida		2	4
1	A	Florida		1	10							53	H	Stetson		1	7	102	A	North Florida		4	2
16	A	Miami (FL)		3	4							80	A	South Fla.		2	0	102	H	North Florida		5	2
16	A	Miami (FL)		0	7							80	A	South Fla.		5	8	118	A	FIU		2	6
16	A	Miami (FL)		4	5							80	A	South Fla.		7	3	118	A	FIU		6	3
20	A	UCF		2	6							80	H	South Fla.		3	4	126	A	Fla. Gulf Coast		3	7
20	H	UCF		4	8							91	A	Ga. Southern		6	8	126	A	Fla. Gulf Coast		3	1
																		126	A	Fla. Gulf Coast		8	6
																		163	H	Troy		3	26
																		163	H	Troy		3	2
																		163	H	Troy		6	7
																		213	A	Jacksonville		6	0
																		233	H	Harvard		6	4
																		233	H	Harvard		11	2
																		233	H	Harvard		8	7
																		275	A	N.C. A&T		15	13
																		275	A	N.C. A&T		3	1
																		275	A	N.C. A&T		7	5
																		275	H	N.C. A&T		3	5
																		275	H	N.C. A&T		7	5
																		275	H	N.C. A&T		6	2
																		281	A	N.C. Central		5	4
																		281	A	N.C. Central		3	4
																		281	H	N.C. Central		3	0
																		281	H	N.C. Central		11	10
																		281	H	N.C. Central		5	4
																		285	H	Savannah St.		9	8
				LAST 15 GAMES																			
16	A	Miami (FL)		3	4	1	A	Florida		1	10	53	A	Stetson		8	9	281	H	N.C. Central		3	0
16	A	Miami (FL)		4	5	281	A	N.C. Central		3	4												
16	A	Miami (FL)		0	7																		
118	A	FIU		6	3																		
275	A	N.C. A&T		15	13																		

Non-Div. I Games:

Bethune-Cookman



275	A	N.C.	A&T	3	1
275	A	N.C.	A&T	7	5

RPI	S	Opponent	Score	
285	H	Savannah St.	2	1
285	H	Savannah St.	10	1
292	A	Florida A&M	6	3
292	A	Florida A&M	4	5
292	A	Florida A&M	2	3
292	H	Florida A&M	11	1
292	H	Florida A&M	8	1
292	H	Florida A&M	10	0

Bethune-Cookman

B  
e  
t  
h  
u  
n  
e  
-  
C  
o  
o  
k  
m  
a  
n

B  
e  
t  
h  
u  
n  
e  
-  
C  
o  
o  
k  
m  
a  
n



Average RPI Win: 174		WON-LOST	WINNING	LAST 15	STRENGTH OF		OPP. STRENGTH	TEAM	ADJ		CONF.	ADJ CONF.
Average RPI Loss: 130		RECORD	PCT. RANK	GAMES	SCHEDULE		OF SCHEDULE	RPI	RPI		RPI	RPI
DIV. I ONLY		21-27-0	.4375	200	4-11-0		142	167	180		.48705	179
DIV. I NON-CONF.		10-14-0	.41667	200	2-4-0		155	180	192		.47887	194
TOTALS		RPI 1-25	RPI 26-50		W-L RECORDS		RPI 51-100		RPI 101-150		RPI 150+	
21-27-0		0-2-0	2-6-0		OVERALL		1-4-0		4-0-0		14-15-0	
12-6-0		0-0-0	0-1-0		HOME		0-0-0		3-0-0		9-5-0	
9-19-0		0-2-0	2-5-0		AWAY		1-2-0		1-0-0		5-10-0	
0-2-0		0-0-0	0-0-0		NEUTRAL		0-2-0		0-0-0		0-0-0	
10-14-0		0-2-0	1-4-0		NON-CONFERENCE		0-2-0		1-0-0		8-6-0	
6-3-0		0-0-0	0-1-0		HOME		0-0-0		0-0-0		6-2-0	
4-9-0		0-2-0	1-0-		AWAY		0-0-0		1-0-0		2-4-0	
0-2-0		0-0-0	0-0-0		NEUTRAL		0-2-0		0-0-0		0-0-0	
11-13-0		0-0-0	1-2-0		CONFERENCE		1-2-0		3-0-0		6-9-0	
6-3-0		0-0-0	0-0-0		HOME		0-0-0		3-0-0		3-3-0	
5-10-0		0-0-0	1-2-0		AWAY		1-2-0		0-0-0		3-6-0	
0-0-0		0-0-0	0-0-0		NEUTRAL		0-0-0		0-0-0		0-0-0	
RPI S	Opponent	Score	RPI S	Opponent	Score	RPI S	Opponent	Score	RPI S	Opponent	Score	
12 A	Virginia	5 19	35 A	Maryland	1 2	69 N	Liberty	3 12	110 H	George Mason	6 1	
12 A	Virginia	0 8	35 H	Maryland	1 9	69 N	Liberty	0 8	110 H	George Mason	11 3	
			46 A	UNC Wilmington	2 12	92 A	VCU	3 2	110 H	George Mason	8 4	
			46 A	UNC Wilmington	3 1	92 A	VCU	8 9	123 A	Citadel	6 5	
			46 A	UNC Wilmington	2 11	92 A	VCU	3 6	157 A	Delaware	3 2	
			50 A	Elon	2 6				157 A	Delaware	1 2	
			50 A	Elon	9 17				157 A	Delaware	6 1	
			50 A	Elon	9 0				164 A	La.-Lafayette	2 6	
									164 A	La.-Lafayette	1 11	
									164 A	La.-Lafayette	5 6	
									174 A	William & Mary	2 1	
									174 A	William & Mary	2 8	
									174 A	William & Mary	2 19	
									182 H	Georgia St.	5 14	
									182 H	Georgia St.	5 8	
									182 H	Georgia St.	11 1	
									196 H	Old Dominion	0 7	
									196 H	Old Dominion	4 3	
									196 H	Old Dominion	14 10	
									207 H	Central Conn. St.	6 0	
									207 H	Central Conn. St.	9 2	
									212 A	Northeastern	0 2	
									212 A	Northeastern	4 5	
									212 A	Northeastern	1 10	
									226 A	George Washington	1 9	
									226 H	George Washington	4 8	
									228 A	Delaware St.	9 2	
			LAST 15 GAMES									
			46 A	UNC Wilmington	2 12	35 H	Maryland	1 9				
			46 A	UNC Wilmington	2 11	182 H	Georgia St.	5 14				
			46 A	UNC Wilmington	3 1	182 H	Georgia St.	11 1				
			212 A	Northeastern	0 2							
			212 A	Northeastern	4 5							

Non-Div. I Games:

Towson



212	A	Northeastern	1	10
35	A	Maryland	1	2

RPI	S	Opponent	Score	
228	H	Delaware St.	8	6
247	H	Bucknell	10	8
254	A	Navy	9	2
265	H	Buffalo	6	8
284	H	Mt. St. Mary's	10	5
288	H	UMBC	11	0

Towson

T  
O  
W  
S  
O  
N

T  
O  
W  
S  
O  
N



[illegible]

**Non-Div. I Games:**

Central Ark.



151	H	UTSA	8	4
51	A	Texas	2	4

RPI	S	Opponent	Score	
217	A	McNeese St.	5	6
291	A	Mississippi Val.	12	7



Average RPI Win: 184		WON-LOST RECORD		WINNING PCT. RANK		LAST 15 GAMES		STRENGTH OF SCHEDULE		OPP. STRENGTH OF SCHEDULE		TEAM RPI		ADJ RPI		CONF. RPI		ADJ CONF. RPI	
DIV. I ONLY		25-23-0		.52083 134		8-7-0		230		161		190		.48572 181		23		23	
DIV. I NON-CONF.		15-12-0		.55556 110		2-1-0		64		68		78		.54038 76		23		23	
TOTALS		RPI 1-25		RPI 26-50		W-L RECORDS		RPI 51-100		RPI 101-150		RPI 150+							
25-23-0		1-3-0		1-1-0		OVERALL		3-4-0		1-1-0		19-14-0							
14-9-0		0-0-0		0-0-0		HOME		0-2-0		0-1-0		14-6-0							
7-12-0		1-3-0		0-0-0		AWAY		3-2-0		0-0-0		3-7-0							
4-2-0		0-0-0		1-1-0		NEUTRAL		0-0-0		1-0-0		2-1-0							
15-12-0		1-3-0		1-1-0		NON-CONFERENCE		3-4-0		1-1-0		9-3-0							
7-4-0		0-0-0		0-0-0		HOME		0-2-0		0-1-0		7-1-0							
4-6-0		1-3-0		0-0-		AWAY		3-2-0		0-0-0		0-1-0							
4-2-0		0-0-0		1-1-0		NEUTRAL		0-0-0		1-0-0		2-1-0							
10-11-0		0-0-0		0-0-0		CONFERENCE		0-0-0		0-0-0		10-11-0							
7-5-0		0-0-0		0-0-0		HOME		0-0-0		0-0-0		7-5-0							
3-6-0		0-0-0		0-0-0		AWAY		0-0-0		0-0-0		3-6-0							
0-0-0		0-0-0		0-0-0		NEUTRAL		0-0-0		0-0-0		0-0-0							
RPI S	Opponent	Score		RPI S	Opponent	Score		RPI S	Opponent	Score		RPI S	Opponent	Score					
16 A	Miami (FL)	3	4	44 N	Michigan St.	1	0	62 H	Ohio St.	2	9	105 N	Seton Hall	7	5				
19 A	Ole Miss	1	2	44 N	Michigan St.	4	13	94 A	Furman	12	11	114 H	Wright St.	1	2				
19 A	Ole Miss	9	8					94 A	Furman	8	2	155 A	Xavier	3	8				
19 A	Ole Miss	3	11					94 A	Furman	2	10	155 H	Xavier	6	3				
								94 A	Furman	6	8	155 H	Xavier	1	0				
								99 A	Indiana	8	7	156 N	Villanova	5	12				
								99 H	Indiana	3	6	184 N	Pittsburgh	6	1				
												189 H	Morehead St.	6	5				
												189 H	Morehead St.	2	15				
												189 H	Morehead St.	3	1				
												190 H	Toledo	5	3				
												190 H	Toledo	11	3				
												190 H	Toledo	6	7				
												199 A	Eastern Mich.	2	4				
												199 A	Eastern Mich.	1	3				
												199 A	Eastern Mich.	9	1				
												209 H	Canisius	13	10				
												209 H	Canisius	6	2				
												214 H	Dayton	13	8				
												235 H	Bowling Green	5	2				
												235 H	Bowling Green	7	0				
												235 H	Bowling Green	2	7				
												248 H	Northern Ill.	7	8				
												248 H	Northern Ill.	5	7				
												248 H	Northern Ill.	11	13				
												251 N	Sacred Heart	8	2				
												259 A	Ball St.	9	5				



265	A	Buffalo	3	9
99	H	Indiana	3	6

RPI	S	Opponent	Score	
259	A	Ball St.	3	4
259	A	Ball St.	6	7
265	A	Buffalo	3	9
265	A	Buffalo	2	4
265	A	Buffalo	6	5
270	H	Akron	4	3
270	H	Akron	6	0
270	H	Akron	4	3



Average RPI Win:	186	WON-LOST	WINNING	LAST 15	STRENGTH OF	OPP. STRENGTH	TEAM	ADJ	CONF.	ADJ CONF.		
Average RPI Loss:	116	RECORD	PCT. RANK	GAMES	SCHEDULE	OF SCHEDULE	RPI	RPI	RPI	RPI		
DIV. I ONLY		20-28-0	.41667	210	6-9-0	104	195	177	.48565	182	17	17
DIV. I NON-CONF.		9-15-0	.375	219	0-3-0	108	241	199	.47367	198	18	18
<hr/>												
TOTALS	RPI 1-25	RPI 26-50		W-L RECORDS		RPI 51-100		RPI 101-150		RPI 150+		
20-28-0	0-0-0	2-4-0		OVERALL		1-8-0		3-9-0		14-7-0		
15-11-0	0-0-0	2-2-0		HOME		0-2-0		2-2-0		11-5-0		
4-16-0	0-0-0	0-2-0		AWAY		1-6-0		1-6-0		2-2-0		
1-1-0	0-0-0	0-0-0		NEUTRAL		0-0-0		0-1-0		1-0-0		
9-15-0	0-0-0	1-2-0		NON-CONFERENCE		0-6-0		2-4-0		6-3-0		
8-6-0	0-0-0	1-0-0		HOME		0-2-0		2-2-0		5-2-0		
0-8-0	0-0-0	0-0-		AWAY		0-4-0		0-1-0		0-1-0		
1-1-0	0-0-0	0-0-0		NEUTRAL		0-0-0		0-1-0		1-0-0		
11-13-0	0-0-0	1-2-0		CONFERENCE		1-2-0		1-5-0		8-4-0		
7-5-0	0-0-0	1-2-0		HOME		0-0-0		0-0-0		6-3-0		
4-8-0	0-0-0	0-0-0		AWAY		1-2-0		1-5-0		2-1-0		
0-0-0	0-0-0	0-0-0		NEUTRAL		0-0-0		0-0-0		0-0-0		
RPI	S	Opponent	Score	RPI	S	Opponent	Score	RPI	S	Opponent	Score	
31	A	Georgia Tech	4 8	53	A	Stetson	0 5	103	A	Hofstra	3 4	
31	H	Georgia Tech	5 4	71	A	S.C. Upstate	1 4	103	A	Hofstra	2 6	
41	A	Georgia	1 4	71	H	S.C. Upstate	3 15	103	A	Hofstra	3 5	
46	H	UNC Wilmington	8 7	79	A	Kennesaw St.	4 5	110	A	George Mason	8 3	
46	H	UNC Wilmington	0 15	79	A	Kennesaw St.	6 7	110	A	George Mason	1 3	
46	H	UNC Wilmington	3 7	79	H	Kennesaw St.	5 11	110	A	George Mason	3 6	
				92	A	VCU	3 4	111	N	Southern Ill.	4 5	
				92	A	VCU	12 3	115	A	Mercer	0 11	
				92	A	VCU	4 6	115	H	Mercer	5 12	
								144	H	Austin Peay	9 7	
								144	H	Austin Peay	8 5	
								144	H	Austin Peay	3 5	
								153	H	Monmouth	3 8	
								174	H	William & Mary	5 6	
								174	H	William & Mary	7 6	
								174	H	William & Mary	1 0	
								179	A	Towson	8 5	
								179	A	Towson	1 11	
								179	A	Towson	14 5	
								212	H	Northeastern	9 8	
								212	H	Northeastern	13 12	
								212	H	Northeastern	4 13	
								221	H	James Madison	13 15	
								221	H	James Madison	9 8	
								221	H	James Madison	4 2	
								246	N	Penn	4 3	
								262	H	Western Ill.	9 4	
<hr/>												
LAST 15 GAMES												
92	A	VCU	4 6	179	A	Towson	14 5					
92	A	VCU	12 3	179	A	Towson	1 11					
92	A	VCU	3 4	179	A	Towson	8 5					
71	H	S.C. Upstate	3 15									
46	H	UNC Wilmington	8 7									

**Non-Div. I Games:**

Georgia St.



Georgia St.

46	H	UNC Wilmington	3	7
46	H	UNC Wilmington	0	15

Through Games Of Sunday, May 6

RPI	S	Opponent	Score	
262	H	Western Ill.	11	9
262	H	Western Ill.	7	0
262	H	Western Ill.	5	7
264	A	Alabama St.	9	14
264	H	Alabama St.	9	4
285	H	Savannah St.	15	3

Georgia St.

G  
e  
o  
r  
g  
i  
a  
S  
t  
.

G  
e  
o  
r  
g  
i  
a  
S  
t  
.



Average RPI Win: 155		WON-LOST	WINNING	LAST 15	STRENGTH OF		OPP. STRENGTH	TEAM	ADJ		CONF.	ADJ CONF.
Average RPI Loss: 88		RECORD	PCT. RANK	GAMES	SCHEDULE		OF SCHEDULE	RPI	RPI		RPI	RPI
DIV. I ONLY		17-28-0	.37778	241	6-9-0		80	105	171		.48558	183
DIV. I NON-CONF.		9-9-0	.5	139	1-2-0		181	202	166		.48915	175
TOTALS		RPI 1-25	RPI 26-50		W-L RECORDS		RPI 51-100		RPI 101-150		RPI 150+	
17-28-0		0-3-0	2-8-0		OVERALL		5-10-0		4-2-0		6-5-0	
12-13-0		0-0-0	2-1-0		HOME		1-6-0		4-2-0		5-4-0	
5-15-0		0-3-0	0-7-0		AWAY		4-4-0		0-0-0		1-1-0	
0-0-0		0-0-0	0-0-0		NEUTRAL		0-0-0		0-0-0		0-0-0	
9-9-0		0-3-0	0-1-0		NON-CONFERENCE		3-0-0		0-0-0		6-5-0	
6-4-0		0-0-0	0-0-0		HOME		1-0-0		0-0-0		5-4-0	
3-5-0		0-3-0	0-0-		AWAY		2-0-0		0-0-0		1-1-0	
0-0-0		0-0-0	0-0-0		NEUTRAL		0-0-0		0-0-0		0-0-0	
8-19-0		0-0-0	2-7-0		CONFERENCE		2-10-0		4-2-0		0-0-0	
6-9-0		0-0-0	2-1-0		HOME		0-6-0		4-2-0		0-0-0	
2-10-0		0-0-0	0-6-0		AWAY		2-4-0		0-0-0		0-0-0	
0-0-0		0-0-0	0-0-0		NEUTRAL		0-0-0		0-0-0		0-0-0	
RPI S	Opponent	Score	RPI S	Opponent	Score	RPI S	Opponent	Score	RPI S	Opponent	Score	
8 A	North Carolina	4 5	29 A	Appalachian St.	4 5	68 H	Samford	6 16	123 H	Citadel	0 2	
9 A	South Carolina	1 2	29 A	Appalachian St.	4 10	68 H	Samford	3 5	123 H	Citadel	2 15	
13 A	North Carolina St.	0 11	29 A	Appalachian St.	3 16	68 H	Samford	6 15	123 H	Citadel	6 2	
			32 A	Virginia Tech	3 7	71 A	S.C. Upstate	8 7	143 H	Wofford	5 4	
			37 A	Col. of Charleston	0 6	72 A	Western Caro.	3 5	143 H	Wofford	2 1	
			37 A	Col. of Charleston	2 6	72 A	Western Caro.	7 5	143 H	Wofford	1 0	
			37 A	Col. of Charleston	3 16	72 A	Western Caro.	6 12	161 A	Presbyterian	5 13	
			50 H	Elon	9 8	91 H	Ga. Southern	6 7	161 H	Presbyterian	6 7	
			50 H	Elon	2 10	91 H	Ga. Southern	3 8	227 H	Fairleigh Dickinson	7 3	
			50 H	Elon	12 11	91 H	Ga. Southern	3 6	237 H	La Salle	4 3	
						97 A	UNC Greensboro	7 5	244 H	Ohio	6 7	
						97 A	UNC Greensboro	2 4	244 H	Ohio	4 1	
						97 A	UNC Greensboro	6 8	257 H	Niagara	4 9	
						98 A	Duke	8 4	269 H	Lehigh	9 1	
						98 H	Duke	2 1	269 H	Lehigh	1 3	
									281 A	N.C. Central	4 1	
									281 H	N.C. Central	12 3	
LAST 15 GAMES												
			123 H	Citadel	2 15	32 A	Virginia Tech	3 7				
			123 H	Citadel	0 2	97 A	UNC Greensboro	6 8				
			123 H	Citadel	6 2	97 A	UNC Greensboro	2 4				
			9 A	South Carolina	1 2							
			68 H	Samford	6 15							

Non-Div. I Games:

Davidson



68 H Samford	3	5
68 H Samford	6	16

D  
a  
v  
i  
d  
s  
o  
n

D  
a  
v  
i  
d  
s  
o  
n



Average RPI Win: 186		WON-LOST RECORD		WINNING PCT. RANK		LAST 15 GAMES		STRENGTH OF SCHEDULE		OPP. STRENGTH OF SCHEDULE		TEAM RPI		ADJ RPI		CONF. RPI		ADJ CONF. RPI	
DIV. I ONLY		24-22-0		.52174 131		8-7-0		232		178		191		.48482 184		14		13	
DIV. I NON-CONF.		16-9-0		.64 68		2-1-0		259		247		154		.50194 148		15		15	
TOTALS		RPI 1-25		RPI 26-50		W-L RECORDS		RPI 51-100		RPI 101-150		RPI 150+							
24-22-0		0-0-0		2-0-0		OVERALL		3-7-0		4-6-0		15-9-0							
10-6-0		0-0-0		0-0-0		HOME		1-5-0		2-0-0		7-1-0							
10-10-0		0-0-0		1-0-0		AWAY		2-1-0		2-6-0		5-3-0							
4-6-0		0-0-0		1-0-0		NEUTRAL		0-1-0		0-0-0		3-5-0							
16-9-0		0-0-0		2-0-0		NON-CONFERENCE		0-1-0		4-3-0		10-5-0							
7-0-0		0-0-0		0-0-0		HOME		0-0-0		2-0-0		5-0-0							
5-3-0		0-0-0		1-0-		AWAY		0-0-0		2-3-0		2-0-0							
4-6-0		0-0-0		1-0-0		NEUTRAL		0-1-0		0-0-0		3-5-0							
8-13-0		0-0-0		0-0-0		CONFERENCE		3-6-0		0-3-0		5-4-0							
3-6-0		0-0-0		0-0-0		HOME		1-5-0		0-0-0		2-1-0							
5-7-0		0-0-0		0-0-0		AWAY		2-1-0		0-3-0		3-3-0							
0-0-0		0-0-0		0-0-0		NEUTRAL		0-0-0		0-0-0		0-0-0							
RPI S	Opponent	Score		RPI S	Opponent	Score		RPI S	Opponent	Score		RPI S	Opponent	Score					
26 A	Coastal Caro.	3 1		80 H	South Fla.	2 1		104 A	Notre Dame	5 6									
44 N	Michigan St.	3 1		80 H	South Fla.	8 9		104 A	Notre Dame	2 3									
				80 H	South Fla.	5 6		104 A	Notre Dame	5 7									
				89 A	Rutgers	4 3		117 A	Kent St.	5 6									
				89 A	Rutgers	1 3		117 H	Kent St.	6 5									
				89 A	Rutgers	5 2		127 A	Penn St.	3 5									
				90 H	Connecticut	3 5		127 H	Penn St.	5 3									
				90 H	Connecticut	1 3		143 A	Wofford	7 8									
				90 H	Connecticut	2 8		143 A	Wofford	8 4									
				99 N	Indiana	7 12		143 A	Wofford	22 12									
								155 N	Xavier	6 5									
								170 A	West Virginia	4 8									
								170 A	West Virginia	5 7									
								170 A	West Virginia	14 5									
								181 N	Miami (OH)	1 6									
								216 N	Iowa	5 7									
								219 N	Michigan	9 8									
								223 H	Georgetown	3 6									
								223 H	Georgetown	8 3									
								223 H	Georgetown	5 0									
								229 A	Cincinnati	0 2									
								229 A	Cincinnati	6 0									
								229 A	Cincinnati	10 9									
								240 N	Northwestern	11 12									
								244 A	Ohio	5 1									
								251 N	Sacred Heart	5 4									
								251 N	Sacred Heart	6 7									
LAST 15 GAMES				89 A	Rutgers	4 3		170 A	West Virginia	14 5									
				89 A	Rutgers	5 2		170 A	West Virginia	5 7									
				89 A	Rutgers	1 3		170 A	West Virginia	4 8									
				244 A	Ohio	5 1													
				223 H	Georgetown	3 6													

Non-Div. I Games:

Pittsburgh



223	H	Georgetown	8	3
223	H	Georgetown	5	0

RPI	S	Opponent	Score	
270	A	Akron	9	5
270	H	Akron	3	2
270	N	Akron	4	12
280	H	Hartford	8	3
280	H	Hartford	4	2
280	H	Hartford	10	6
290	H	Youngstown St.	9	1

P  
i  
t  
t  
s  
b  
u  
r  
g  
h

P  
i  
t  
t  
s  
b  
u  
r  
g  
h



Average RPI Win:	210	WON-LOST	WINNING	LAST 15	STRENGTH OF	OPP. STRENGTH	TEAM	ADJ	CONF.	ADJ CONF.					
Average RPI Loss:	124	RECORD	PCT. RANK	GAMES	SCHEDULE	OF SCHEDULE	RPI	RPI	RPI	RPI					
DIV. I ONLY		23-24-0	.48936	153	9-6-0	196	188	189	.48469	185	25	24			
DIV. I NON-CONF.		11-18-0	.37931	218	4-3-0	179	67	208	.4714	205	25	24			
<hr/>															
TOTALS	RPI 1-25	RPI 26-50		W-L RECORDS		RPI 51-100		RPI 101-150		RPI 150+					
23-24-0	0-0-0	0-7-0		OVERALL		1-3-0		4-4-0		18-10-0					
12-0-0	0-0-0	0-0-0		HOME		0-0-0		3-0-0		9-0-0					
11-24-0	0-0-0	0-6-0		AWAY		1-3-0		1-3-0		9-10-0					
0-0-0	0-0-0	0-0-0		NEUTRAL		0-0-0		0-0-0		0-0-0					
11-18-0	0-0-0	0-7-0		NON-CONFERENCE		1-3-0		4-4-0		6-4-0					
6-0-0	0-0-0	0-0-0		HOME		0-0-0		3-0-0		3-0-0					
5-18-0	0-0-0	0-0-		AWAY		1-3-0		1-4-0		3-4-0					
0-0-0	0-0-0	0-0-0		NEUTRAL		0-0-0		0-0-0		0-0-0					
12-6-0	0-0-0	0-0-0		CONFERENCE		0-0-0		0-0-0		12-6-0					
6-0-0	0-0-0	0-0-0		HOME		0-0-0		0-0-0		6-0-0					
6-6-0	0-0-0	0-0-0		AWAY		0-0-0		0-0-0		6-6-0					
0-0-0	0-0-0	0-0-0		NEUTRAL		0-0-0		0-0-0		0-0-0					
<hr/>															
RPI	S	Opponent	Score	RPI	S	Opponent	Score	RPI	S	Opponent	Score				
				33	A	TCU	5 12	78	A	Fla. Atlantic	0 2	103	H	Hofstra	9 4
				33	A	TCU	1 2	78	A	Fla. Atlantic	3 7	105	A	Seton Hall	0 3
				33	A	TCU	0 11	78	A	Fla. Atlantic	9 8	130	A	High Point	6 11
				35	A	Maryland	1 10	78	A	Fla. Atlantic	3 12	130	A	High Point	0 5
				35	A	Maryland	1 4					130	A	High Point	0 2
				35	A	Maryland	2 3					131	A	Army	18 11
				35	A	Maryland	0 9					150	H	Columbia	9 2
												150	H	Columbia	6 3
												170	A	West Virginia	1 3
												170	A	West Virginia	13 11
												170	A	West Virginia	6 7
												170	A	West Virginia	0 2
												171	A	Marist	7 3
												171	A	Marist	2 4
												171	A	Marist	0 1
												208	A	Fordham	6 4
												208	H	Fordham	6 5
												209	A	Canisius	3 2
												209	A	Canisius	7 0
												209	A	Canisius	1 4
												227	A	Fairleigh Dickinson	4 7
				LAST 15 GAMES								230	A	Albany (NY)	8 5
				250	A	Fairfield	8 5	230	A	Albany (NY)	8 5	236	A	Rider	13 4
				250	A	Fairfield	3 6	209	A	Canisius	1 4	236	A	Rider	9 11
				250	A	Fairfield	7 5	209	A	Canisius	7 0	236	A	Rider	1 3
				208	A	Fordham	6 4					250	A	Fairfield	8 5
				33	A	TCU	0 11					250	A	Fairfield	3 6

**Non-Div. I Games:**

## Manhattan



Manhattan

33	A	TCU	5	12
33	A	TCU	1	2

Through Games Of Sunday, May 6

RPI	S	Opponent	Score	
250	A	Fairfield	7	5
251	H	Sacred Heart	11	5
256	H	Iona	8	6
256	H	Iona	8	7
256	H	Iona	4	1
257	H	Niagara	4	2
257	H	Niagara	6	5
257	H	Niagara	8	4
295	H	NYIT	8	5

Manhattan

M  
a  
n  
h  
a  
t  
t  
a  
n

M  
a  
n  
h  
a  
t  
t  
a  
n



Average RPI Win: 164		WON-LOST RECORD		WINNING PCT. RANK		LAST 15 GAMES		STRENGTH OF SCHEDULE		OPP. STRENGTH OF SCHEDULE		TEAM RPI		ADJ RPI		CONF. RPI		ADJ CONF. RPI			
DIV. I ONLY		17-20-0		.45946 182		4-8-0		169		189		186		.48411 186		19		19			
DIV. I NON-CONF.		15-19-0		.44118 184		4-8-0		130		188		172		.49072 170		20		20			
TOTALS		RPI 1-25		RPI 26-50		W-L RECORDS		RPI 51-100		RPI 101-150		RPI 150+									
17-20-0		0-0-0		1-1-0		OVERALL		5-5-0		2-9-0		9-5-0									
11-10-0		0-0-0		0-0-0		HOME		4-3-0		1-5-0		6-2-0									
6-10-0		0-0-0		1-1-0		AWAY		1-2-0		1-4-0		3-3-0									
0-0-0		0-0-0		0-0-0		NEUTRAL		0-0-0		0-0-0		0-0-0									
15-19-0		0-0-0		1-1-0		NON-CONFERENCE		5-5-0		2-9-0		7-4-0									
9-9-0		0-0-0		0-0-0		HOME		4-3-0		1-5-0		4-1-0									
6-10-0		0-0-0		1-0-		AWAY		1-2-0		1-4-0		3-3-0									
0-0-0		0-0-0		0-0-0		NEUTRAL		0-0-0		0-0-0		0-0-0									
2-1-0		0-0-0		0-0-0		CONFERENCE		0-0-0		0-0-0		2-1-0									
2-1-0		0-0-0		0-0-0		HOME		0-0-0		0-0-0		2-1-0									
0-0-0		0-0-0		0-0-0		AWAY		0-0-0		0-0-0		0-0-0									
0-0-0		0-0-0		0-0-0		NEUTRAL		0-0-0		0-0-0		0-0-0									
RPI	S	Opponent		Score		RPI	S	Opponent		Score		RPI	S	Opponent		Score					
						42	A	Washington	0	6		61	H	Utah Valley	9	7	113	A	Sacramento St.	6	9
						42	A	Washington	5	1		61	H	Utah Valley	8	2	113	A	Sacramento St.	5	6
												61	H	Utah Valley	2	15	113	A	Sacramento St.	7	8
												81	H	Nevada	2	1	129	H	Santa Clara	4	8
												81	H	Nevada	4	1	129	H	Santa Clara	2	3
												81	H	Nevada	5	8	137	A	BYU	2	1
												82	A	Washington St.	5	4	137	A	BYU	2	9
												82	A	Washington St.	1	2	137	H	BYU	3	6
												82	A	Washington St.	1	19	137	H	BYU	5	2
												82	H	Washington St.	6	8	137	H	BYU	1	4
																	137	H	BYU	3	9
																	193	A	San Jose St.	1	2
																	193	A	San Jose St.	6	4
																	193	A	San Jose St.	9	4
																	197	A	UC Davis	4	3
																	197	A	UC Davis	3	5
																	197	A	UC Davis	0	3
																	210	H	Saint Joseph's	1	0
																	210	H	Saint Joseph's	4	3
																	274	H	Neb. Omaha	2	3
																	274	H	Neb. Omaha	3	2
																	274	H	Neb. Omaha	8	3
																	279	H	Northern Colo.	1	4
																	279	H	Northern Colo.	4	3
																	279	H	Northern Colo.	5	2
Non-Div. I Games:		Concordia (OR)		4	1	Concordia (OR)		9	4	Saint Martin's		6	3	British Columbia		5	4	Seattle			



82	H	Washington St.	6	8
42	A	Washington	0	6

S  
e  
a  
t  
t  
l  
e

S  
e  
a  
t  
t  
l  
e



[illegible]

**Non-Div. I Games:**

Binghamton



280	A	Hartford	7	3
280	A	Hartford	2	4

RPI	S	Opponent	Score	
280	A	Hartford	11	3
280	A	Hartford	7	3
280	A	Hartford	2	1
288	H	UMBC	8	6
288	H	UMBC	14	8
288	H	UMBC	4	1

B  
i  
n  
g  
h  
a  
m  
t  
o  
n

B  
i  
n  
g  
h  
a  
m  
t  
o  
n



[illegible]

Non-Div. I Games:	Houston-Victoria	10	8	Houston-Victoria	3	2
-------------------	------------------	----	---	------------------	---	---

A&amp;M-Corpus Christi



48	A	Sam Houston St.	7	8
48	A	Sam Houston St.	5	2

RPI	S	Opponent	Score	
274	H	Neb. Omaha	7	2

A&M-Corpus Christi

A  
&  
M  
-  
C  
o  
r  
p  
u  
s  
C  
h  
r  
i  
s  
t  
i

A  
&  
M  
-  
C  
o  
r  
p  
u  
s  
C  
h  
r  
i  
s  
t  
i



Average RPI Win: 195		WON-LOST	WINNING	LAST 15	STRENGTH OF		OPP. STRENGTH	TEAM	ADJ		CONF.	ADJ CONF.					
Average RPI Loss: 172		RECORD	PCT. RANK	GAMES	SCHEDULE		OF SCHEDULE	RPI	RPI		RPI	RPI					
DIV. I ONLY		22-21-0	.51163	142	7-7-0		198	220	183	.48129	189	20	20				
DIV. I NON-CONF.		12-10-0	.54545	117	1-0-0		133	272	130	.50477	140	19	19				
<hr/>																	
TOTALS		RPI 1-25		RPI 26-50		W-L RECORDS		RPI 51-100		RPI 101-150		RPI 150+					
22-21-0		0-1-0		0-0-0		OVERALL		0-0-0		5-8-0		17-12-0					
9-9-0		0-0-0		0-0-0		HOME		0-0-0		0-3-0		9-6-0					
12-12-0		0-1-0		0-0-0		AWAY		0-0-0		5-5-0		7-6-0					
1-0-0		0-0-0		0-0-0		NEUTRAL		0-0-0		0-0-0		1-0-0					
<hr/>																	
12-10-0		0-1-0		0-0-0		NON-CONFERENCE		0-0-0		3-4-0		9-5-0					
6-3-0		0-0-0		0-0-0		HOME		0-0-0		0-0-0		6-3-0					
5-7-0		0-1-0		0-0-		AWAY		0-0-0		3-4-0		2-2-0					
1-0-0		0-0-0		0-0-0		NEUTRAL		0-0-0		0-0-0		1-0-0					
<hr/>																	
10-11-0		0-0-0		0-0-0		CONFERENCE		0-0-0		2-4-0		8-7-0					
3-6-0		0-0-0		0-0-0		HOME		0-0-0		0-3-0		3-3-0					
7-5-0		0-0-0		0-0-0		AWAY		0-0-0		2-1-0		5-4-0					
0-0-0		0-0-0		0-0-0		NEUTRAL		0-0-0		0-0-0		0-0-0					
<hr/>																	
RPI	S	Opponent		Score		RPI	S	Opponent		Score		RPI	S	Opponent		Score	
10	A	Kentucky		2	3						115	A	Mercer		9	8	
						115	A	Mercer		6	22						
						115	A	Mercer		1	2						
						115	A	Mercer		0	10						
						145	A	SIU Edwardsville		1	2						
						145	A	SIU Edwardsville		3	2						
						145	A	SIU Edwardsville		12	4						
						148	A	UNC Asheville		0	13						
						148	A	UNC Asheville		7	5						
						148	A	UNC Asheville		4	3						
						149	H	Eastern Ky.		3	4						
						149	H	Eastern Ky.		1	9						
						149	H	Eastern Ky.		4	6						
						162	A	Eastern Ill.		8	13						
						162	A	Eastern Ill.		6	3						
						162	A	Eastern Ill.		13	2						
						170	N	West Virginia		7	5						
						181	A	Miami (OH)		15	2						
						181	A	Miami (OH)		1	3						
						181	A	Miami (OH)		5	6						
						195	H	Jacksonville St.		4	10						
						195	H	Jacksonville St.		3	2						
						195	H	Jacksonville St.		3	8						
						198	A	Murray St.		5	4						
						198	A	Murray St.		9	13						
						198	A	Murray St.		11	10						
						211	A	Tennessee Tech		3	2						
<hr/>																	
Non-Div. I Games:		Georgetown (KY)		7	3	St. Catharine		18	9	Berea		12	10	Morehead St.			



Morehead St.

149 H Eastern Ky.	4	6
162 A Eastern Ill.	8	13

Through Games Of Sunday, May 6

RPI	S	Opponent	Score	
211	A	Tennessee Tech	7	13
211	A	Tennessee Tech	9	10
220	A	Marshall	7	2
220	H	Marshall	11	8
224	H	Jackson St.	7	6
224	H	Jackson St.	12	4
224	H	Jackson St.	5	4
224	H	Jackson St.	0	16
232	H	Southeast Mo. St.	4	9
232	H	Southeast Mo. St.	7	2
232	H	Southeast Mo. St.	16	14
265	H	Buffalo	8	7
265	H	Buffalo	12	11
265	H	Buffalo	3	6
265	H	Buffalo	11	18

Morehead St.

M  
o  
r  
e  
h  
e  
a  
d  
s  
t  
.

M  
o  
r  
e  
h  
e  
a  
d  
s  
t  
.



Average RPI Win:	207	WON-LOST RECORD	WINNING PCT. RANK	LAST 15 GAMES	STRENGTH OF SCHEDULE	OPP. STRENGTH OF SCHEDULE	TEAM RPI	ADJ RPI	CONF. RPI	ADJ CONF. RPI	
Average RPI Loss:	152										
DIV. I ONLY		24-22-0	.52174 131	10-4-0	241	187	193	.48032 190	23	23	
DIV. I NON-CONF.		10-13-0	.43478 186	1-1-0	172	98	185	.484 183	23	23	
<hr/>											
TOTALS	RPI 1-25	RPI 26-50		W-L RECORDS	RPI 51-100		RPI 101-150		RPI 150+		
24-22-0	0-0-0	1-2-0		OVERALL	0-4-0		1-3-0		22-13-0		
10-6-0	0-0-0	0-0-0		HOME	0-0-0		0-2-0		10-4-0		
13-15-0	0-0-0	1-2-0		AWAY	0-3-0		1-1-0		11-9-0		
1-1-0	0-0-0	0-0-0		NEUTRAL	0-1-0		0-0-0		1-0-0		
10-13-0	0-0-0	1-2-0		NON-CONFERENCE	0-4-0		0-2-0		9-5-0		
2-1-0	0-0-0	0-0-0		HOME	0-0-0		0-1-0		2-0-0		
7-11-0	0-0-0	1-0-		AWAY	0-3-0		0-1-0		6-5-0		
1-1-0	0-0-0	0-0-0		NEUTRAL	0-1-0		0-0-0		1-0-0		
14-9-0	0-0-0	0-0-0		CONFERENCE	0-0-0		1-1-0		13-8-0		
8-5-0	0-0-0	0-0-0		HOME	0-0-0		0-1-0		8-4-0		
6-4-0	0-0-0	0-0-0		AWAY	0-0-0		1-0-0		5-4-0		
0-0-0	0-0-0	0-0-0		NEUTRAL	0-0-0		0-0-0		0-0-0		
RPI S	Opponent	Score	RPI S	Opponent	Score	RPI S	Opponent	Score	RPI S	Opponent	Score
			26 A	Coastal Caro.	4 10	62 N	Ohio St.	1 13	104 A	Notre Dame	3 7
			26 A	Coastal Caro.	10 7	94 A	Furman	5 8	114 H	Wright St.	4 5
			37 A	Col. of Charleston	0 2	94 A	Furman	3 8	117 A	Kent St.	4 3
						94 A	Furman	5 9	117 H	Kent St.	4 8
									155 A	Xavier	2 3
									155 A	Xavier	0 1
									155 A	Xavier	3 1
									171 N	Marist	9 3
									173 A	Western Ky.	3 9
									173 A	Western Ky.	5 2
									173 A	Western Ky.	7 6
									181 A	Miami (OH)	7 6
									181 A	Miami (OH)	3 11
									181 A	Miami (OH)	3 5
									191 A	Charlotte	2 3
									191 A	Charlotte	6 5
									191 A	Charlotte	4 8
									192 A	Central Mich.	2 7
									192 A	Central Mich.	3 7
									192 A	Central Mich.	10 9
									214 A	Dayton	7 4
									214 H	Dayton	7 5
									215 H	Western Mich.	7 4
									215 H	Western Mich.	12 7
									215 H	Western Mich.	5 6
									219 A	Michigan	6 2
									238 H	Oakland	3 2
			LAST 15 GAMES								
			265 H	Buffalo	2 6	248 A	Northern Ill.	5 1	215 H	Western Mich.	7 4
			265 H	Buffalo	3 0	248 A	Northern Ill.	7 3	215 H	Western Mich.	12 7
			265 H	Buffalo	1 5	114 H	Wright St.	4 5	215 H	Western Mich.	5 6
			259 H	Ball St.	10 3				219 A	Michigan	6 2
			259 H	Ball St.	3 1				238 H	Oakland	3 2

Non-Div. I Games: Northwestern Ohio 1 3

Toledo



Toledo

259 H Ball St.	5	0
248 A Northern Ill.	4	3

Through Games Of Sunday, May 6

RPI	S	Opponent	Score	
244	H	Ohio	5	2
244	H	Ohio	6	5
244	H	Ohio	3	9
248	A	Northern Ill.	7	3
248	A	Northern Ill.	5	1
248	A	Northern Ill.	4	3
259	H	Ball St.	5	0
259	H	Ball St.	3	1
259	H	Ball St.	10	3
265	H	Buffalo	1	5
265	H	Buffalo	3	0
265	H	Buffalo	2	6

Toledo

T  
o  
l  
e  
d  
o

T  
o  
l  
e  
d  
o



Average RPI Win: 204		WON-LOST RECORD		WINNING PCT. RANK		LAST 15 GAMES		STRENGTH OF SCHEDULE		OPP. STRENGTH OF SCHEDULE		TEAM RPI		ADJ RPI		CONF. RPI		ADJ CONF. RPI					
DIV. I ONLY		20-26-0		.43478 201		6-9-0		167		158		192		.48001 191		21		21					
DIV. I NON-CONF.		12-17-0		.41379 203		0-6-0		116		125		171		.49063 171		22		22					
TOTALS		RPI 1-25		RPI 26-50		W-L RECORDS		RPI 51-100		RPI 101-150		RPI 150+											
20-26-0		0-4-0		0-4-0		OVERALL		2-4-0		1-5-0		17-9-0											
11-13-0		0-3-0		0-1-0		HOME		1-1-0		0-2-0		10-6-0											
9-13-0		0-1-0		0-3-0		AWAY		1-3-0		1-3-0		7-3-0											
0-0-0		0-0-0		0-0-0		NEUTRAL		0-0-0		0-0-0		0-0-0											
12-17-0		0-4-0		0-4-0		NON-CONFERENCE		2-4-0		0-3-0		10-2-0											
10-9-0		0-3-0		0-1-0		HOME		1-1-0		0-2-0		9-2-0											
2-8-0		0-1-0		0-0-		AWAY		1-3-0		0-1-0		1-0-0											
0-0-0		0-0-0		0-0-0		NEUTRAL		0-0-0		0-0-0		0-0-0											
8-9-0		0-0-0		0-0-0		CONFERENCE		0-0-0		1-2-0		7-7-0											
1-4-0		0-0-0		0-0-0		HOME		0-0-0		0-0-0		1-4-0											
7-5-0		0-0-0		0-0-0		AWAY		0-0-0		1-2-0		6-3-0											
0-0-0		0-0-0		0-0-0		NEUTRAL		0-0-0		0-0-0		0-0-0											
RPI	S	Opponent		Score		RPI	S	Opponent		Score		RPI	S	Opponent		Score							
13	A	North Carolina St.		3	6	31	A	Georgia Tech		0	9	71	A	S.C. Upstate		12	6	121	A	Rhode Island		2	5
22	H	Dallas Baptist		3	8	31	A	Georgia Tech		5	6	71	H	S.C. Upstate		11	0	121	A	Rhode Island		1	5
22	H	Dallas Baptist		0	3	31	A	Georgia Tech		3	6	93	A	Missouri		3	5	121	A	Rhode Island		6	3
22	H	Dallas Baptist		4	6	40	H	Wake Forest		7	12	93	A	Missouri		4	10	130	A	High Point		5	12
												93	A	Missouri		2	3	130	H	High Point		5	9
												98	H	Duke		5	12	141	H	Holy Cross		1	5
																		155	A	Xavier		6	5
																		155	A	Xavier		4	5
																		155	A	Xavier		6	12
																		190	H	Toledo		5	6
																		190	H	Toledo		8	4
																		190	H	Toledo		3	2
																		201	A	Winthrop		7	1
																		201	H	Winthrop		7	4
																		210	H	Saint Joseph's		7	2
																		210	H	Saint Joseph's		7	8
																		214	H	Dayton		2	3
																		214	H	Dayton		4	9
																		214	H	Dayton		7	8
																		226	A	George Washington		8	2
																		226	A	George Washington		15	3
																		226	A	George Washington		9	5
																		243	H	Saint Peter's		10	0
																		243	H	Saint Peter's		5	2
																		243	H	Saint Peter's		4	1
																		249	A	Temple		4	6
																		249	A	Temple		10	1
LAST 15 GAMES																							
						31	A	Georgia Tech		5	6	98	H	Duke		5	12	243	H	Saint Peter's		10	0
						31	A	Georgia Tech		3	6	210	H	Saint Joseph's		7	2	243	H	Saint Peter's		5	2
						31	A	Georgia Tech		0	9	210	H	Saint Joseph's		7	8	243	H	Saint Peter's		4	1
						226	A	George Washington		15	3							249	A	Temple		4	6
						226	A	George Washington		8	2							249	A	Temple		10	1

Non-Div. I Games:

Charlotte



226	A	George Washington	9	5
13	A	North Carolina St.	3	6

RPI	S	Opponent	Score	
249	A	Temple	3	2
255	H	Wagner	7	4
255	H	Wagner	7	3
255	H	Wagner	4	11
255	H	Wagner	11	0

Charlotte

C  
h  
a  
r  
l  
o  
t  
t  
e

C  
h  
a  
r  
l  
o  
t  
t  
e



Average RPI Win: 186		WON-LOST	WINNING	LAST 15	STRENGTH OF		OPP. STRENGTH	TEAM	ADJ	CONF.	ADJ CONF.
Average RPI Loss: 153		RECORD	PCT. RANK	GAMES	SCHEDULE		OF SCHEDULE	RPI	RPI	RPI	RPI
DIV. I ONLY		21-24-0	.46667	170	191		198	196	.47944	192	23
DIV. I NON-CONF.		9-15-0	.375	219	99		122	183	.48602	180	23
TOTALS		RPI 1-25	RPI 26-50		W-L RECORDS		RPI 51-100		RPI 101-150		RPI 150+
21-24-0	0-0-0	0-2-0		OVERALL		4-6-0		2-2-0		15-14-0	
6-5-0	0-0-0	0-1-0		HOME		0-0-0		1-2-0		5-2-0	
14-18-0	0-0-0	0-1-0		AWAY		3-5-0		1-0-0		10-12-0	
1-1-0	0-0-0	0-0-0		NEUTRAL		1-1-0		0-0-0		0-0-0	
9-15-0	0-0-0	0-2-0		NON-CONFERENCE		4-6-0		1-0-0		4-7-0	
1-1-0	0-0-0	0-1-0		HOME		0-0-0		0-0-0		1-0-0	
7-13-0	0-0-0	0-0-		AWAY		3-5-0		1-0-0		3-7-0	
1-1-0	0-0-0	0-0-0		NEUTRAL		1-1-0		0-0-0		0-0-0	
12-9-0	0-0-0	0-0-0		CONFERENCE		0-0-0		1-2-0		11-7-0	
5-4-0	0-0-0	0-0-0		HOME		0-0-0		1-2-0		4-2-0	
7-5-0	0-0-0	0-0-0		AWAY		0-0-0		0-0-0		7-5-0	
0-0-0	0-0-0	0-0-0		NEUTRAL		0-0-0		0-0-0		0-0-0	
RPI S	Opponent	Score		RPI S	Opponent	Score		RPI S	Opponent	Score	
44 A	Michigan St.	5	6	53 A	Stetson	2	4	104 A	Notre Dame	9	4
44 H	Michigan St.	1	11	53 A	Stetson	3	11	117 H	Kent St.	4	6
				53 A	Stetson	7	2	117 H	Kent St.	3	6
				53 A	Stetson	3	14	117 H	Kent St.	3	0
				55 N	Southeastern La.	7	6	163 A	Troy	3	7
				55 N	Southeastern La.	1	8	163 A	Troy	10	12
				65 A	Hawaii	6	5	163 A	Troy	14	7
				65 A	Hawaii	1	5	190 H	Toledo	7	3
				65 A	Hawaii	1	2	190 H	Toledo	9	10
				65 A	Hawaii	3	1	190 H	Toledo	7	2
								199 A	Eastern Mich.	8	6
								199 A	Eastern Mich.	0	4
								199 A	Eastern Mich.	7	8
								211 A	Tennessee Tech	13	14
								211 A	Tennessee Tech	12	11
								211 A	Tennessee Tech	4	7
								217 A	McNeese St.	2	3
								217 A	McNeese St.	7	4
								219 A	Michigan	3	7
								235 A	Bowling Green	4	5
								235 A	Bowling Green	8	12
								235 A	Bowling Green	4	0
								238 A	Oakland	8	11
								238 H	Oakland	15	4
								248 A	Northern Ill.	7	0
								248 A	Northern Ill.	11	2
								248 A	Northern Ill.	3	1
Non-Div. I Games:				Davenport				15 7			
				Madonna				3 6			
				Northwood (MI)				4 3			
				Central Mich.							



270	A	Akron	0	7
104	A	Notre Dame	9	4

RPI	S	Opponent	Score	
265	H	Buffalo	7	2
265	H	Buffalo	10	11
265	H	Buffalo	14	13
270	A	Akron	10	9
270	A	Akron	7	1
270	A	Akron	0	7



Average RPI Win:		151	WON-LOST RECORD		WINNING PCT. RANK		LAST 15 GAMES		STRENGTH OF SCHEDULE		OPP. STRENGTH OF SCHEDULE		TEAM RPI		ADJ RPI		CONF. RPI		ADJ CONF. RPI				
Average RPI Loss:		145																					
DIV. I ONLY			21-20-0		.5122	140	7-7-0		238		109		187		.47882	193	9		9				
DIV. I NON-CONF.			16-13-0		.55172	114	2-0-0		274		119		193		.47312	199	11		11				
TOTALS		RPI 1-25		RPI 26-50		W-L RECORDS		RPI 51-100		RPI 101-150		RPI 150+											
21-20-0		2-0-0		0-0-0		OVERALL		2-2-0		10-12-0		7-6-0											
12-13-0		1-0-0		0-0-0		HOME		1-2-0		5-7-0		5-4-0											
9-7-0		1-0-0		0-0-0		AWAY		1-0-0		5-5-0		2-2-0											
0-0-0		0-0-0		0-0-0		NEUTRAL		0-0-0		0-0-0		0-0-0											
16-13-0		2-0-0		0-0-0		NON-CONFERENCE		1-0-0		6-7-0		7-6-0											
10-9-0		1-0-0		0-0-0		HOME		0-0-0		4-5-0		5-4-0											
6-4-0		1-0-0		0-0-		AWAY		1-0-0		2-2-0		2-2-0											
0-0-0		0-0-0		0-0-0		NEUTRAL		0-0-0		0-0-0		0-0-0											
5-7-0		0-0-0		0-0-0		CONFERENCE		1-2-0		4-5-0		0-0-0											
2-4-0		0-0-0		0-0-0		HOME		1-2-0		1-2-0		0-0-0											
3-3-0		0-0-0		0-0-0		AWAY		0-0-0		3-3-0		0-0-0											
0-0-0		0-0-0		0-0-0		NEUTRAL		0-0-0		0-0-0		0-0-0											
RPI	S	Opponent		Score		RPI	S	Opponent		Score		RPI	S	Opponent		Score		RPI	S	Opponent		Score	
15	A	Stanford		3	2					65	H	Hawaii	4	6	113	H	Sacramento St.	8	7				
15	H	Stanford		8	5					65	H	Hawaii	6	4	113	H	Sacramento St.	3	8				
										65	H	Hawaii	1	4	113	H	Sacramento St.	2	7				
										86	A	St. Mary's (CA)	5	3	119	A	Louisiana Tech	1	4				
															119	A	Louisiana Tech	5	10				
															119	A	Louisiana Tech	3	4				
															120	A	San Francisco	6	5				
															120	A	San Francisco	7	3				
															120	H	San Francisco	0	4				
															120	H	San Francisco	1	5				
															129	A	Santa Clara	1	3				
															129	A	Santa Clara	0	4				
															129	H	Santa Clara	13	12				
															129	H	Santa Clara	6	5				
															133	A	Fresno St.	11	2				
															133	A	Fresno St.	4	3				
															133	A	Fresno St.	4	0				
															136	H	UC Santa Barbara	1	3				
															136	H	UC Santa Barbara	2	3				
															136	H	UC Santa Barbara	2	5				
															150	H	Columbia	4	2				
															150	H	Columbia	6	1				
															186	H	Seattle	2	1				
															186	H	Seattle	4	9				
															186	H	Seattle	4	6				
															197	A	UC Davis	0	4				
															197	A	UC Davis	1	2				
LAST 15 GAMES																							
119	A	Louisiana Tech		1	4	65	H	Hawaii		6	4	186	H	Seattle		2	1						
119	A	Louisiana Tech		5	10	65	H	Hawaii		1	4	186	H	Seattle		4	9						
119	A	Louisiana Tech		3	4	65	H	Hawaii		4	6	186	H	Seattle		4	6						
15	H	Stanford		8	5										197	A	UC Davis	0	4				
113	H	Sacramento St.		8	7										197	A	UC Davis	1	2				

Non-Div. I Games: Cal St. East Bay 2 4 Fresno Pacific 5 14

San Jose St.



San Jose St.

113 H Sacramento St.	3	8
113 H Sacramento St.	2	7

Through Games Of Sunday, May 6

RPI	S	Opponent	Score	
202	H	Utah	3	2
239	A	Pacific	3	0
239	A	Pacific	6	2
239	H	Pacific	0	7
269	H	Lehigh	8	4
269	H	Lehigh	5	2
282	H	Brown	4	6
282	H	Brown	20	8

San Jose St.

S  
a  
n  
J  
o  
s  
e  
S  
t  
.

S  
a  
n  
J  
o  
s  
e  
S  
t  
.



Average RPI Win: 252		WON-LOST RECORD		WINNING PCT. RANK		LAST 15 GAMES		STRENGTH OF SCHEDULE		OPP. STRENGTH OF SCHEDULE		TEAM RPI		ADJ RPI		CONF. RPI		ADJ CONF. RPI	
Average RPI Loss: 191		24-14-0		.63158 54		13-0-0		268		265		185		.4782 194		31		31	
DIV. I ONLY		3-7-0		.3 252		1-0-0		230		19		241		.43309 249		31		31	
DIV. I NON-CONF.																			
TOTALS		RPI 1-25		RPI 26-50		W-L RECORDS		RPI 51-100		RPI 101-150		RPI 150+							
24-14-0		0-1-0		0-0-0		OVERALL		0-1-0		0-0-0		24-12-0							
8-8-0		0-0-0		0-0-0		HOME		0-0-0		0-0-0		8-8-0							
14-5-0		0-1-0		0-0-0		AWAY		0-0-0		0-0-0		14-4-0							
2-1-0		0-0-0		0-0-0		NEUTRAL		0-1-0		0-0-0		2-0-0							
3-7-0		0-1-0		0-0-0		NON-CONFERENCE		0-1-0		0-0-0		3-5-0							
1-2-0		0-0-0		0-0-0		HOME		0-0-0		0-0-0		1-2-0							
2-4-0		0-1-0		0-0-		AWAY		0-0-0		0-0-0		2-3-0							
0-1-0		0-0-0		0-0-0		NEUTRAL		0-1-0		0-0-0		0-0-0							
21-7-0		0-0-0		0-0-0		CONFERENCE		0-0-0		0-0-0		21-7-0							
7-6-0		0-0-0		0-0-0		HOME		0-0-0		0-0-0		7-6-0							
12-1-0		0-0-0		0-0-0		AWAY		0-0-0		0-0-0		12-1-0							
2-0-0		0-0-0		0-0-0		NEUTRAL		0-0-0		0-0-0		2-0-0							
RPI S	Opponent	Score		RPI S	Opponent	Score		RPI S	Opponent	Score		RPI S	Opponent	Score					
5 A	LSU	5	15					59 N	UC Irvine	1	5	152 A	Nicholls St.	3	10				
												152 H	Nicholls St.	11	14				
												159 A	Northwestern St.	3	5				
												159 A	Northwestern St.	7	4				
												159 A	Northwestern St.	5	3				
												159 H	Northwestern St.	3	9				
												164 A	La.-Lafayette	5	6				
												164 H	La.-Lafayette	3	2				
												224 A	Jackson St.	14	4				
												224 H	Jackson St.	8	2				
												252 A	Prairie View	3	0				
												252 A	Prairie View	12	2				
												252 A	Prairie View	8	5				
												252 H	Prairie View	1	6				
												252 H	Prairie View	1	6				
												252 H	Prairie View	7	1				
												252 N	Prairie View	6	0				
												253 A	Grambling	14	4				
												253 A	Grambling	11	9				
												253 A	Grambling	9	8				
												253 H	Grambling	3	4				
												253 H	Grambling	5	13				
												253 H	Grambling	1	7				
												264 N	Alabama St.	10	2				
												278 A	Texas Southern	13	6				
												278 A	Texas Southern	1	0				
												278 A	Texas Southern	11	2				
Non-Div. I Games:		New Orleans		9	4	Selma		13	3	Selma		8	3	Loyola (LA)		17	7		
		Selma		9	2	Loyola (LA)		9	5	New Orleans		4	2			Southern U.			



Southern U.

252 A Prairie View	12	2
252 A Prairie View	8	5

Through Games Of Sunday, May 6

RPI	S	Opponent	Score	
278	H	Texas Southern	3	5
278	H	Texas Southern	5	2
278	H	Texas Southern	4	2
289	A	Ark.-Pine Bluff	13	7
289	A	Ark.-Pine Bluff	5	2
289	A	Ark.-Pine Bluff	0	2
289	H	Ark.-Pine Bluff	11	1
289	H	Ark.-Pine Bluff	13	4
289	H	Ark.-Pine Bluff	7	6

Southern U.

S  
o  
u  
t  
h  
e  
r  
n  
U  
.

S  
o  
u  
t  
h  
e  
r  
n  
U  
.



Average RPI Win:	200	WON-LOST RECORD	WINNING PCT. RANK	LAST 15 GAMES	STRENGTH OF SCHEDULE	OPP. STRENGTH OF SCHEDULE	TEAM RPI	ADJ RPI	CONF. RPI	ADJ CONF. RPI		
DIV. I ONLY		22-24-0	.47826	164	10-5-0	210	192	197	.47704	195	20	20
DIV. I NON-CONF.		8-17-0	.32	245	2-1-0	175	170	231	.45066	228	19	19
<hr/>												
TOTALS	RPI 1-25	RPI 26-50		W-L RECORDS		RPI 51-100		RPI 101-150		RPI 150+		
22-24-0	0-0-0	0-0-0		OVERALL		1-5-0		6-10-0		15-9-0		
10-10-0	0-0-0	0-0-0		HOME		1-3-0		2-3-0		7-4-0		
9-12-0	0-0-0	0-0-0		AWAY		0-2-0		4-6-0		5-4-0		
3-2-0	0-0-0	0-0-0		NEUTRAL		0-0-0		0-1-0		3-1-0		
8-17-0	0-0-0	0-0-0		NON-CONFERENCE		1-5-0		2-8-0		5-4-0		
4-7-0	0-0-0	0-0-0		HOME		1-3-0		2-3-0		1-1-0		
1-8-0	0-0-0	0-0-		AWAY		0-2-0		0-4-0		1-2-0		
3-2-0	0-0-0	0-0-0		NEUTRAL		0-0-0		0-1-0		3-1-0		
14-7-0	0-0-0	0-0-0		CONFERENCE		0-0-0		4-2-0		10-5-0		
6-3-0	0-0-0	0-0-0		HOME		0-0-0		0-0-0		6-3-0		
8-4-0	0-0-0	0-0-0		AWAY		0-0-0		4-2-0		4-2-0		
0-0-0	0-0-0	0-0-0		NEUTRAL		0-0-0		0-0-0		0-0-0		
RPI	S	Opponent	Score	RPI	S	Opponent	Score	RPI	S	Opponent	Score	
						68 A Samford	2 5	101 N Bradley		5 11		
						68 H Samford	4 12	102 H North Florida		2 7		
						79 A Kennesaw St.	3 5	102 H North Florida		3 9		
						79 H Kennesaw St.	5 2	102 H North Florida		3 2		
						79 H Kennesaw St.	3 13	111 A Southern Ill.		5 13		
						79 H Kennesaw St.	5 7	111 A Southern Ill.		2 3		
								111 A Southern Ill.		5 10		
								122 A UAB		4 5		
								122 H UAB		4 3		
								122 H UAB		8 14		
								144 A Austin Peay		8 2		
								144 A Austin Peay		2 5		
								144 A Austin Peay		17 2		
								149 A Eastern Ky.		4 2		
								149 A Eastern Ky.		2 3		
								149 A Eastern Ky.		4 1		
								159 A Northwestern St.		2 4		
								163 A Troy		7 15		
								163 H Troy		1 9		
								189 A Morehead St.		8 3		
								189 A Morehead St.		10 4		
								189 A Morehead St.		2 3		
								198 H Murray St.		4 5		
								198 H Murray St.		5 1		
								198 H Murray St.		7 2		
								211 H Tennessee Tech		8 6		
								211 H Tennessee Tech		5 2		
LAST 15 GAMES												
						232 H Southeast Mo. St.	8 7	144 A Austin Peay		2 5		
						232 H Southeast Mo. St.	4 3	198 H Murray St.		7 2		
						232 H Southeast Mo. St.	3 5	198 H Murray St.		5 1		
						264 A Alabama St.	8 6					
						264 H Alabama St.	5 4					

Non-Div. I Games:

Jacksonville St.



144	A	Austin Peay	8	2
144	A	Austin Peay	17	2

RPI	S	Opponent	Score	
211	H	Tennessee Tech	6	7
216	N	Iowa	3	6
232	H	Southeast Mo. St.	8	7
232	H	Southeast Mo. St.	4	3
232	H	Southeast Mo. St.	3	5
240	N	Northwestern	6	5
264	A	Alabama St.	8	6
264	H	Alabama St.	5	4
266	A	UT Martin	13	10
266	A	UT Martin	14	8
266	A	UT Martin	4	7
274	N	Neb. Omaha	5	2
276	N	LIU Brooklyn	5	4

Jacksonville St.

J  
a  
c  
k  
s  
o  
n  
v  
i  
l  
l  
e  
s  
t  
.

J  
a  
c  
k  
s  
o  
n  
v  
i  
l  
l  
e  
s  
t  
.



[illegible]

**Non-Div. I Games:**

Old Dominion



92	H	VCU	4	1
110	A	George Mason	6	16

RPI	S	Opponent	Score	
260	A	VMI	2	0
260	H	VMI	13	12
260	N	VMI	8	3
286	A	Norfolk St.	11	8
286	H	Norfolk St.	5	7



Average RPI Win:		167	WON-LOST RECORD		WINNING PCT. RANK		LAST 15 GAMES		STRENGTH OF SCHEDULE		OPP. STRENGTH OF SCHEDULE		TEAM RPI		ADJ RPI		CONF. RPI		ADJ CONF. RPI				
DIV. I ONLY			18-25-0		.4186	208	7-8-0		192		71		199		.47599	197	12		11				
DIV. I NON-CONF.			12-16-0		.42857	190	1-2-0		198		50		193		.47972	192	8		8				
TOTALS		RPI 1-25		RPI 26-50		W-L RECORDS		RPI 51-100		RPI 101-150		RPI 150+											
18-25-0		0-6-0		0-0-0		OVERALL		3-6-0		2-5-0		13-8-0											
12-9-0		0-0-0		0-0-0		HOME		2-3-0		0-1-0		10-5-0											
6-16-0		0-6-0		0-0-0		AWAY		1-3-0		2-4-0		3-3-0											
0-0-0		0-0-0		0-0-0		NEUTRAL		0-0-0		0-0-0		0-0-0											
12-16-0		0-3-0		0-0-0		NON-CONFERENCE		1-5-0		1-3-0		10-5-0											
8-7-0		0-0-0		0-0-0		HOME		0-2-0		0-1-0		8-4-0											
4-9-0		0-3-0		0-0-		AWAY		1-3-0		1-2-0		2-1-0											
0-0-0		0-0-0		0-0-0		NEUTRAL		0-0-0		0-0-0		0-0-0											
6-9-0		0-3-0		0-0-0		CONFERENCE		2-1-0		1-2-0		3-3-0											
4-2-0		0-0-0		0-0-0		HOME		2-1-0		0-0-0		2-1-0											
2-7-0		0-3-0		0-0-0		AWAY		0-0-0		1-2-0		1-2-0											
0-0-0		0-0-0		0-0-0		NEUTRAL		0-0-0		0-0-0		0-0-0											
RPI	S	Opponent		Score		RPI	S	Opponent		Score		RPI	S	Opponent		Score							
14	A	Cal St. Fullerton		4	5							65	A	Hawaii		4	5	113	A	Sacramento St.		4	11
14	A	Cal St. Fullerton		0	11							65	A	Hawaii		1	7	113	H	Sacramento St.		5	8
14	A	Cal St. Fullerton		4	5							65	A	Hawaii		0	4	120	A	San Francisco		5	2
15	A	Stanford		1	5							65	A	Hawaii		5	3	133	A	Fresno St.		4	11
21	A	Arizona		0	6							76	H	Cal Poly		5	4	136	A	UC Santa Barbara		2	8
21	A	Arizona		4	6							76	H	Cal Poly		5	4	136	A	UC Santa Barbara		10	6
												76	H	Cal Poly		7	12	136	A	UC Santa Barbara		2	3
												81	H	Nevada		4	5	165	A	CSU Bakersfield		4	7
												86	H	St. Mary's (CA)		2	5	165	A	CSU Bakersfield		10	6
																		165	A	CSU Bakersfield		6	5
																		169	A	UC Riverside		7	2
																		169	A	UC Riverside		0	8
																		169	A	UC Riverside		6	7
																		186	H	Seattle		3	0
																		186	H	Seattle		5	3
																		186	H	Seattle		3	4
																		193	H	San Jose St.		2	1
																		193	H	San Jose St.		4	0
																		200	H	Creighton		6	7
																		200	H	Creighton		6	3
																		200	H	Creighton		3	4
																		202	H	Utah		3	0
																		202	H	Utah		9	8
																		202	H	Utah		6	2
																		202	H	Utah		1	7
																		239	H	Pacific		1	0
																		239	H	Pacific		9	7
LAST 15 GAMES																							
						76	H	Cal Poly		5	4	120	A	San Francisco		5	2						
						76	H	Cal Poly		7	12	169	A	UC Riverside		0	8						
						76	H	Cal Poly		5	4	169	A	UC Riverside		6	7						
						133	A	Fresno St.		4	11												
						136	A	UC Santa Barbara		2	3												

Non-Div. I Games:

UC Davis



136	A	UC Santa Barbara	10	6
136	A	UC Santa Barbara	2	8

RPI	S	Opponent	Score
239	H	Pacific	0 1

UC Davis

U  
C  
D  
a  
v  
i  
s

U  
C  
D  
a  
v  
i  
s



Average RPI Win:	177	WON-LOST	WINNING	LAST 15	STRENGTH OF	OPP. STRENGTH	TEAM	ADJ	CONF.	ADJ CONF.			
Average RPI Loss:	133	RECORD	PCT. RANK	GAMES	SCHEDULE	OF SCHEDULE	RPI	RPI	RPI	RPI			
DIV. I ONLY		19-28-0	.40426	221	4-11-0	159	154	198	.47572	198	20	20	
DIV. I NON-CONF.		12-14-0	.46154	164	0-3-0	53	104	116	.5163	118	19	19	
<hr/>													
TOTALS	RPI 1-25	RPI 26-50		W-L RECORDS		RPI 51-100		RPI 101-150		RPI 150+			
19-28-0	0-5-0	0-0-0		OVERALL		1-2-0		8-9-0		10-12-0			
12-14-0	0-3-0	0-0-0		HOME		1-1-0		4-4-0		7-6-0			
7-14-0	0-2-0	0-0-0		AWAY		0-1-0		4-5-0		3-6-0			
0-0-0	0-0-0	0-0-0		NEUTRAL		0-0-0		0-0-0		0-0-0			
<hr/>													
12-14-0	0-5-0	0-0-0		NON-CONFERENCE		1-2-0		5-6-0		6-1-0			
7-7-0	0-3-0	0-0-0		HOME		1-1-0		2-3-0		4-0-0			
5-7-0	0-2-0	0-0-		AWAY		0-1-0		3-3-0		2-1-0			
0-0-0	0-0-0	0-0-0		NEUTRAL		0-0-0		0-0-0		0-0-0			
<hr/>													
7-14-0	0-0-0	0-0-0		CONFERENCE		0-0-0		3-3-0		4-11-0			
5-7-0	0-0-0	0-0-0		HOME		0-0-0		2-1-0		3-6-0			
2-7-0	0-0-0	0-0-0		AWAY		0-0-0		1-2-0		1-5-0			
0-0-0	0-0-0	0-0-0		NEUTRAL		0-0-0		0-0-0		0-0-0			
<hr/>													
RPI S	Opponent	Score		RPI S	Opponent	Score		RPI S	Opponent	Score			
7 H	Purdue	2	5			70 H	Memphis	4	10	107 A	Evansville	2	13
7 H	Purdue	1	22			77 A	Belmont	2	3	107 H	Evansville	3	1
7 H	Purdue	2	13			77 H	Belmont	11	5	109 A	Southern Miss.	11	6
10 A	Kentucky	1	2							109 A	Southern Miss.	7	9
19 A	Ole Miss	5	11							109 A	Southern Miss.	6	4
										111 A	Southern Ill.	7	2
										111 H	Southern Ill.	10	13
										140 A	Arkansas St.	3	11
										142 H	Valparaiso	4	7
										142 H	Valparaiso	2	5
										142 H	Valparaiso	2	1
										144 A	Austin Peay	8	9
										144 A	Austin Peay	12	13
										144 A	Austin Peay	13	7
										145 H	SIU Edwardsville	11	5
										145 H	SIU Edwardsville	6	8
										145 H	SIU Edwardsville	16	10
										162 H	Eastern Ill.	5	16
										162 H	Eastern Ill.	7	12
										162 H	Eastern Ill.	5	11
										173 H	Western Ky.	10	2
										180 A	Central Ark.	6	5
										180 A	Central Ark.	5	4
										180 A	Central Ark.	6	16
										189 H	Morehead St.	10	11
										189 H	Morehead St.	4	5
										189 H	Morehead St.	13	9
<hr/>													
LAST 15 GAMES													
162 H	Eastern Ill.	7	12	107 A	Evansville	2	13	180 A	Central Ark.	5	4		
162 H	Eastern Ill.	5	16	195 A	Jacksonville St.	2	7	180 A	Central Ark.	6	16		
162 H	Eastern Ill.	5	11	195 A	Jacksonville St.	1	5	189 H	Morehead St.	10	11		
19 A	Ole Miss	5	11					189 H	Morehead St.	4	5		
145 H	SIU Edwardsville	16	10					189 H	Morehead St.	13	9		

<b>Non-Div. I Games:</b>	<b>Mid-Continent</b>	<b>10</b>	<b>6</b>	<b>Mid-Continent</b>	<b>11</b>	<b>1</b>
--------------------------	----------------------	-----------	----------	----------------------	-----------	----------

Murray St.



Murray St.

145	H	SIU Edwardsville	6	8
145	H	SIU Edwardsville	11	5

Through Games Of Sunday, May 6

RPI	S	Opponent	Score	
195	A	Jacksonville St.	5	4
195	A	Jacksonville St.	2	7
195	A	Jacksonville St.	1	5
211	A	Tennessee Tech	7	8
211	A	Tennessee Tech	11	12
211	A	Tennessee Tech	1	6
266	H	UT Martin	4	2
266	H	UT Martin	3	4
266	H	UT Martin	7	0
273	H	South Dakota St.	3	2
273	H	South Dakota St.	12	4
273	H	South Dakota St.	6	1

Murray St.

M  
u  
r  
r  
a  
y  
S  
t  
.

M  
u  
r  
r  
a  
y  
S  
t  
.



Average RPI Win: 213		WON-LOST	WINNING	LAST 15	STRENGTH OF		OPP. STRENGTH	TEAM	ADJ	CONF.	ADJ CONF.						
Average RPI Loss: 136		RECORD	PCT. RANK	GAMES	SCHEDULE		OF SCHEDULE	RPI	RPI	RPI	RPI						
DIV. I ONLY		21-24-0	.46667	170	8-6-0		220	169	201	.47385	199	23	23				
DIV. I NON-CONF.		9-15-0	.375	219	2-0-0		118	83	187	.48489	182	23	23				
<hr/>																	
TOTALS		RPI 1-25		RPI 26-50		W-L RECORDS		RPI 51-100		RPI 101-150		RPI 150+					
21-24-0		0-4-0		1-3-0		OVERALL		0-3-0		1-3-0		19-11-0					
11-6-0		0-0-0		0-1-0		HOME		0-0-0		0-0-0		11-5-0					
9-16-0		0-3-0		1-2-0		AWAY		0-3-0		1-3-0		7-5-0					
1-2-0		0-1-0		0-0-0		NEUTRAL		0-0-0		0-0-0		1-1-0					
<hr/>																	
9-15-0		0-4-0		1-3-0		NON-CONFERENCE		0-3-0		1-3-0		7-2-0					
4-1-0		0-0-0		0-1-0		HOME		0-0-0		0-0-0		4-0-0					
4-12-0		0-3-0		1-0-		AWAY		0-3-0		1-3-0		2-1-0					
1-2-0		0-1-0		0-0-0		NEUTRAL		0-0-0		0-0-0		1-1-0					
<hr/>																	
12-9-0		0-0-0		0-0-0		CONFERENCE		0-0-0		0-0-0		12-9-0					
7-5-0		0-0-0		0-0-0		HOME		0-0-0		0-0-0		7-5-0					
5-4-0		0-0-0		0-0-0		AWAY		0-0-0		0-0-0		5-4-0					
0-0-0		0-0-0		0-0-0		NEUTRAL		0-0-0		0-0-0		0-0-0					
<hr/>																	
RPI	S	Opponent		Score		RPI	S	Opponent		Score		RPI	S	Opponent		Score	
10	N	Kentucky		2	10	40	A	Wake Forest		7	8	62	A	Ohio St.		4	13
21	A	Arizona		7	16	40	A	Wake Forest		3	12	71	A	S.C. Upstate		1	12
21	A	Arizona		8	9	44	A	Michigan St.		13	5	98	A	Duke		8	9
21	A	Arizona		2	9	44	H	Michigan St.		1	6						

Non-Div. I Games: Hillsdale 5 4

Eastern Mich.



Eastern Mich.

248 H Northern Ill.	0	1
259 A Ball St.	4	5

Through Games Of Sunday, May 6

RPI	S	Opponent	Score	
257	H	Niagara	15	1
257	H	Niagara	19	10
257	H	Niagara	12	5
259	A	Ball St.	4	0
259	A	Ball St.	4	8
259	A	Ball St.	4	5
281	A	N.C. Central	8	4

Eastern Mich.

E  
a  
s  
t  
e  
r  
n  
M  
i  
c  
h  
.

E  
a  
s  
t  
e  
r  
n  
M  
i  
c  
h  
.



Average RPI Win: 172		WON-LOST	WINNING	LAST 15	STRENGTH OF		OPP. STRENGTH	TEAM	ADJ		CONF.	ADJ CONF.
Average RPI Loss: 118		RECORD	PCT. RANK	GAMES	SCHEDULE		OF SCHEDULE	RPI	RPI		RPI	RPI
DIV. I ONLY		18-23-0	.43902	199	5-10-0		175	138	194		.47355	200
DIV. I NON-CONF.		13-11-0	.54167	121	1-3-0		286	162	220		.45363	225
TOTALS		RPI 1-25	RPI 26-50		W-L RECORDS		RPI 51-100		RPI 101-150		RPI 150+	
18-23-0		0-0-0	0-3-0		OVERALL		2-8-0		5-7-0		11-5-0	
9-9-0		0-0-0	0-0-0		HOME		2-4-0		3-2-0		4-3-0	
9-14-0		0-0-0	0-3-0		AWAY		0-4-0		2-5-0		7-2-0	
0-0-0		0-0-0	0-0-0		NEUTRAL		0-0-0		0-0-0		0-0-0	
13-11-0		0-0-0	0-0-0		NON-CONFERENCE		0-5-0		2-1-0		11-5-0	
6-4-0		0-0-0	0-0-0		HOME		0-1-0		2-0-0		4-3-0	
7-7-0		0-0-0	0-0-		AWAY		0-4-0		0-1-0		7-2-0	
0-0-0		0-0-0	0-0-0		NEUTRAL		0-0-0		0-0-0		0-0-0	
5-12-0		0-0-0	0-3-0		CONFERENCE		2-3-0		3-6-0		0-0-0	
3-5-0		0-0-0	0-0-0		HOME		2-3-0		1-2-0		0-0-0	
2-7-0		0-0-0	0-3-0		AWAY		0-0-0		2-4-0		0-0-0	
0-0-0		0-0-0	0-0-0		NEUTRAL		0-0-0		0-0-0		0-0-0	
RPI S	Opponent	Score	RPI S	Opponent	Score	RPI S	Opponent	Score	RPI S	Opponent	Score	
			34 A	Missouri St.	0 3	56 H	Indiana St.	0 2	101 A	Bradley	1 3	
			34 A	Missouri St.	3 5	56 H	Indiana St.	8 0	101 A	Bradley	7 4	
			34 A	Missouri St.	0 7	56 H	Indiana St.	3 6	101 A	Bradley	4 2	
						57 H	Illinois St.	2 7	107 H	Evansville	0 1	
						57 H	Illinois St.	6 5	107 H	Evansville	3 2	
						75 A	California	5 7	107 H	Evansville	4 8	
						85 A	Nebraska	3 5	111 A	Southern Ill.	6 7	
						85 H	Nebraska	1 4	111 A	Southern Ill.	0 4	
						87 A	Portland	3 5	111 A	Southern Ill.	5 6	
						87 A	Portland	2 3	113 A	Sacramento St.	2 7	
									119 H	Louisiana Tech	3 1	
									137 H	BYU	2 0	
									175 H	Kansas	7 3	
									180 A	Central Ark.	5 1	
									180 A	Central Ark.	4 3	
									180 A	Central Ark.	7 3	
									197 A	UC Davis	3 6	
									197 A	UC Davis	4 3	
									197 A	UC Davis	7 6	
									239 A	Pacific	3 9	
									239 A	Pacific	12 2	
									239 A	Pacific	11 9	
									273 H	South Dakota St.	2 5	
									273 H	South Dakota St.	6 5	
									274 H	Neb. Omaha	2 3	
									277 H	North Dakota	1 4	
									277 H	North Dakota	12 3	
LAST 15 GAMES												
			101 A	Bradley	4 2		111 A	Southern Ill.	6 7			
			101 A	Bradley	7 4		111 A	Southern Ill.	0 4			
			101 A	Bradley	1 3		273 H	South Dakota St.	6 5			
			57 H	Illinois St.	2 7							
			57 H	Illinois St.	6 5							

Non-Div. I Games:

Creighton



85	H	Nebraska	1	4
111	A	Southern Ill.	5	6

RPI	S	Opponent	Score	
277	H	North Dakota	16	3

Creighton

C  
r  
e  
i  
g  
h  
t  
o  
n

C  
r  
e  
i  
g  
h  
t  
o  
n



Average RPI Win:		184	WON-LOST RECORD		WINNING PCT. RANK		LAST 15 GAMES		STRENGTH OF SCHEDULE		OPP. STRENGTH OF SCHEDULE		TEAM RPI		ADJ RPI		CONF. RPI		ADJ CONF. RPI				
DIV. I ONLY			14-32-0		.30435	270	5-10-0		66		132		200		.47267		201	15		15			
DIV. I NON-CONF.			7-21-0		.25	268	0-4-0		56		46		213		.46534		212	17		17			
TOTALS		RPI 1-25		RPI 26-50		W-L RECORDS		RPI 51-100		RPI 101-150		RPI 150+											
14-32-0		0-2-0		0-10-0		OVERALL		3-8-0		2-6-0		9-6-0											
8-17-0		0-0-0		0-4-0		HOME		3-8-0		2-4-0		3-1-0											
5-12-0		0-2-0		0-4-0		AWAY		0-0-0		0-1-0		5-5-0											
1-3-0		0-0-0		0-2-0		NEUTRAL		0-0-0		0-1-0		1-0-0											
7-21-0		0-2-0		0-10-0		NON-CONFERENCE		1-1-0		2-6-0		4-2-0											
6-10-0		0-0-0		0-4-0		HOME		1-1-0		2-4-0		3-1-0											
0-8-0		0-2-0		0-0-		AWAY		0-0-0		0-1-0		0-1-0											
1-3-0		0-0-0		0-2-0		NEUTRAL		0-0-0		0-1-0		1-0-0											
7-11-0		0-0-0		0-0-0		CONFERENCE		2-7-0		0-0-0		5-4-0											
2-7-0		0-0-0		0-0-0		HOME		2-7-0		0-0-0		0-0-0											
5-4-0		0-0-0		0-0-0		AWAY		0-0-0		0-0-0		5-4-0											
0-0-0		0-0-0		0-0-0		NEUTRAL		0-0-0		0-0-0		0-0-0											
RPI	S	Opponent		Score		RPI	S	Opponent		Score		RPI	S	Opponent		Score		RPI	S	Opponent		Score	
8	A	North Carolina		0	2	28	N	Oregon St.		4	9	69	H	Liberty		0	7	117	H	Kent St.		3	11
24	A	Clemson		0	11	30	N	Arizona St.		2	17	69	H	Liberty		1	11	123	A	Citadel		2	9
						31	H	Georgia Tech		0	5	69	H	Liberty		6	5	123	H	Citadel		3	10
						31	H	Georgia Tech		3	5	72	H	Western Caro.		3	13	138	N	Saint Louis		2	6
						37	A	Col. of Charleston		3	16	84	H	Campbell		4	6	141	H	Holy Cross		3	2
						37	H	Col. of Charleston		3	6	84	H	Campbell		6	7	141	H	Holy Cross		0	3
						40	H	Wake Forest		2	5	84	H	Campbell		0	8	141	H	Holy Cross		3	4
						41	A	Georgia		1	2	94	H	Furman		5	2	142	H	Valparaiso		8	6
						41	A	Georgia		5	13	95	H	Radford		0	9	167	A	Gardner-Webb		5	3
						41	A	Georgia		0	3	95	H	Radford		9	8	167	A	Gardner-Webb		1	5
												95	H	Radford		1	7	167	A	Gardner-Webb		4	1
																		191	A	Charlotte		4	7
																		191	H	Charlotte		1	7
																		222	A	Charleston So.		2	6
																		222	A	Charleston So.		2	1
																		222	A	Charleston So.		4	5
																		236	H	Rider		4	0
																		236	H	Rider		5	2
																		236	H	Rider		5	2
																		248	N	Northern Ill.		14	7
																		260	A	VMI		4	10
																		260	A	VMI		6	5
																		260	A	VMI		7	4
LAST 15 GAMES																							
						222	A	Charleston So.		2	1	95	H	Radford		9	8	222	A	Charleston So.		3	10
						222	A	Charleston So.		2	6	123	H	Citadel		3	10	69	H	Liberty		1	11
						222	A	Charleston So.		4	5												
						8	A	North Carolina		0	2												
						40	H	Wake Forest		2	5												

Non-Div. I Games:

Winthrop



95 H Radford	0	9
95 H Radford	1	7

W  
i  
n  
t  
h  
r  
o  
p

W  
i  
n  
t  
h  
r  
o  
p



Average RPI Win: 120		WON-LOST RECORD	WINNING PCT. RANK	LAST 15 GAMES	STRENGTH OF SCHEDULE	OPP. STRENGTH OF SCHEDULE	TEAM RPI	ADJ RPI	CONF. RPI	ADJ CONF. RPI							
Average RPI Loss: 87																	
DIV. I ONLY		12-33-0	.26667	279	4-11-0	63	49	205	.47051	202	3	3					
DIV. I NON-CONF.		6-15-0	.28571	256	2-1-0	213	196	261	.43029	255	3	3					
<hr/>																	
TOTALS		RPI 1-25		RPI 26-50		W-L RECORDS		RPI 51-100		RPI 101-150		RPI 150+					
12-33-0		2-7-0		1-5-0		OVERALL		3-9-0		3-6-0		3-6-0					
3-11-0		1-5-0		1-2-0		HOME		0-1-0		0-3-0		1-0-0					
7-19-0		1-2-0		0-3-0		AWAY		3-6-0		2-3-0		1-5-0					
2-3-0		0-0-0		0-0-0		NEUTRAL		0-2-0		1-0-0		1-1-0					
6-15-0		0-0-0		0-0-0		NON-CONFERENCE		0-3-0		3-6-0		3-6-0					
1-4-0		0-0-0		0-0-0		HOME		0-1-0		0-3-0		1-0-0					
3-8-0		0-0-0		0-0-		AWAY		0-0-0		2-3-0		1-5-0					
2-3-0		0-0-0		0-0-0		NEUTRAL		0-2-0		1-0-0		1-1-0					
6-18-0		2-7-0		1-5-0		CONFERENCE		3-6-0		0-0-0		0-0-0					
2-7-0		1-5-0		1-2-0		HOME		0-0-0		0-0-0		0-0-0					
4-11-0		1-2-0		0-3-0		AWAY		3-6-0		0-0-0		0-0-0					
0-0-0		0-0-0		0-0-0		NEUTRAL		0-0-0		0-0-0		0-0-0					
RPI	S	Opponent		Score		RPI	S	Opponent		Score		RPI	S	Opponent		Score	
3	H	UCLA		6 9		30	A	Arizona St.		1 17		61	H	Utah Valley		1 4	
3	H	UCLA		1 5		30	A	Arizona St.		3 5		73	A	Southern California		3 1	
3	H	UCLA		0 16		30	A	Arizona St.		2 4		73	A	Southern California		1 0	
6	A	Oregon		4 3		42	H	Washington		6 0		73	A	Southern California		5 10	
6	A	Oregon		3 5		42	H	Washington		1 9		75	A	California		0 9	
6	A	Oregon		1 3		42	H	Washington		6 7		75	A	California		2 5	
21	H	Arizona		2 11								75	A	California		4 9	
21	H	Arizona		7 11								82	A	Washington St.		0 6	
21	H	Arizona		7 6								82	A	Washington St.		4 3	
												82	A	Washington St.		2 9	
												85	N	Nebraska		0 15	
												85	N	Nebraska		2 5	
						</											

Non-Div. I Games:

Utah



42	H	Washington	1	9
263	H	Southern Utah	15	4

U  
t  
a  
h

U  
t  
a  
h



Average RPI Win: 245		WON-LOST RECORD	WINNING PCT. RANK	LAST 15 GAMES	STRENGTH OF SCHEDULE	OPP. STRENGTH OF SCHEDULE	TEAM RPI	ADJ RPI		CONF. RPI	ADJ CONF. RPI												
Average RPI Loss: 105																							
DIV. I ONLY		20-15-0	.57143	97	6-8-0	275	215	203	.46978	203	30	30											
DIV. I NON-CONF.		7-8-0	.46667	156	0-1-0	141	27	140	.50162	150	30	30											
<hr/>																							
TOTALS		RPI 1-25		RPI 26-50		W-L RECORDS		RPI 51-100		RPI 101-150		RPI 150+											
20-15-0		1-1-0		0-4-0		OVERALL		0-5-0		0-0-0		19-5-0											
13-1-0		0-0-0		0-0-0		HOME		0-0-0		0-0-0		13-1-0											
7-14-0		1-1-0		0-4-0		AWAY		0-5-0		0-0-0		6-4-0											
0-0-0		0-0-0		0-0-0		NEUTRAL		0-0-0		0-0-0		0-0-0											
7-8-0		1-1-0		0-4-0		NON-CONFERENCE		0-1-0		0-0-0		6-2-0											
5-1-0		0-0-0		0-0-0		HOME		0-0-0		0-0-0		5-1-0											
2-7-0		1-1-0		0-0-		AWAY		0-1-0		0-0-0		1-1-0											
0-0-0		0-0-0		0-0-0		NEUTRAL		0-0-0		0-0-0		0-0-0											
13-7-0		0-0-0		0-0-0		CONFERENCE		0-4-0		0-0-0		13-3-0											
8-0-0		0-0-0		0-0-0		HOME		0-0-0		0-0-0		8-0-0											
5-7-0		0-0-0		0-0-0		AWAY		0-4-0		0-0-0		5-3-0											
0-0-0		0-0-0		0-0-0		NEUTRAL		0-0-0		0-0-0		0-0-0											
RPI	S	Opponent		Score		RPI	S	Opponent		Score		RPI	S	Opponent		Score							
17	A	Texas A&M		5	2	27	A	New Mexico St.		6	14	51	A	Texas		5	9	151	A	UTSA		18	13
17	A	Texas A&M		4	10	27	A	New Mexico St.		2	19	61	A	Utah Valley		3	13	151	H	UTSA		3	7
						27	A	New Mexico St.		8	9	61	A	Utah Valley		0	7	188	A	A&M-Corpus Christi		5	6
						27	A	New Mexico St.		9	11	61	A	Utah Valley		5	12	188	H	A&M-Corpus Christi		11	1
												61	A	Utah Valley		1	11	188	H	A&M-Corpus Christi		11	9
																		231	A	NJIT		2	1
																		231	A	NJIT		3	4
																		231	A	NJIT		1	0
																		231	A	NJIT		5	3
																		263	H	Southern Utah		6	5
																		263	H	Southern Utah		1	0
																		263	H	Southern Utah		10	5
																		277	H	North Dakota		14	8
																		277	H	North Dakota		14	8
																		277	H	North Dakota		10	5
																		277	H	North Dakota		6	5
																		293	A	Chicago St.		9	5
																		293	A	Chicago St.		1	4
																		293	A	Chicago St.		5	3
																		293	A	Chicago St.		0	3
																		295	H	NYIT		13	3
																		295	H	NYIT		4	1
																		295	H	NYIT		11	1
																		295	H	NYIT		5	4
Non-Div. I Games:		Arlington Baptist		10	0	Texas-Brownsville		13	1	Arlington Baptist		14	3	Arlington Baptist		10	0	Tex.-Pan American					
		Texas-Brownsville		9	2	Texas-Brownsville		5	3														

Tex.-Pan American



293 A Chicago St.	9	5
293 A Chicago St.	0	3

T  
e  
x  
.  
-  
P  
a  
n  
A  
m  
e  
r  
i  
c  
a  
n

T  
e  
x  
.  
-  
P  
a  
n  
A  
m  
e  
r  
i  
c  
a  
n



Average RPI Win: 200		WON-LOST RECORD		WINNING PCT. RANK		LAST 15 GAMES		STRENGTH OF SCHEDULE		OPP. STRENGTH OF SCHEDULE		TEAM RPI		ADJ RPI		CONF. RPI		ADJ CONF. RPI	
DIV. I ONLY		18-31-0		.36735 250		7-8-0		143		204		212		.46758 204		25		24	
DIV. I NON-CONF.		10-21-0		.32258 243		3-2-0		41		148		188		.48382 184		25		24	
TOTALS		RPI 1-25		RPI 26-50		W-L RECORDS		RPI 51-100		RPI 101-150		RPI 150+							
18-31-0		0-3-0		0-6-0		OVERALL		2-5-0		2-5-0		14-12-0							
6-9-0		0-0-0		0-0-0		HOME		0-0-0		0-2-0		6-7-0							
12-22-0		0-3-0		0-6-0		AWAY		2-5-0		2-3-0		8-5-0							
0-0-0		0-0-0		0-0-0		NEUTRAL		0-0-0		0-0-0		0-0-0							
10-21-0		0-3-0		0-6-0		NON-CONFERENCE		2-5-0		2-5-0		6-2-0							
2-4-0		0-0-0		0-0-0		HOME		0-0-0		0-2-0		2-2-0							
8-17-0		0-3-0		0-0-0		AWAY		2-5-0		2-3-0		4-0-0							
0-0-0		0-0-0		0-0-0		NEUTRAL		0-0-0		0-0-0		0-0-0							
8-10-0		0-0-0		0-0-0		CONFERENCE		0-0-0		0-0-0		8-10-0							
4-5-0		0-0-0		0-0-0		HOME		0-0-0		0-0-0		4-5-0							
4-5-0		0-0-0		0-0-0		AWAY		0-0-0		0-0-0		4-5-0							
0-0-0		0-0-0		0-0-0		NEUTRAL		0-0-0		0-0-0		0-0-0							
RPI	S	Opponent		Score		RPI	S	Opponent		Score		RPI	S	Opponent		Score			
20	A	UCF		4	12	47	A	Vanderbilt		2	12	69	A	Liberty		2	6		
20	A	UCF		2	15	47	A	Vanderbilt		4	11	69	A	Liberty		0	1		
20	A	UCF		4	6	49	A	Tulane		3	5	69	A	Liberty		9	7		
						49	A	Tulane		1	8	69	A	Liberty		2	4		
						49	A	Tulane		4	5	70	A	Memphis		6	3		
						49	A	Tulane		2	8	70	A	Memphis		0	6		
												70	A	Memphis		4	16		

Non-Div. I Games:

Siena



257	H	Niagara	6	5
257	H	Niagara	7	4

RPI	S	Opponent	Score	
257	H	Niagara	6	5
257	H	Niagara	11	10
257	H	Niagara	7	4
282	A	Brown	8	6
282	A	Brown	9	5
295	A	NYIT	7	2

Siena

S  
i  
e  
n  
a

S  
i  
e  
n  
a



U  
A  
L  
R

UALR



164 H La.-Lafayette	6	7
164 H La.-Lafayette	7	2

RPI	S	Opponent	Score	
173	A	Western Ky.	3	1
173	A	Western Ky.	7	8
175	H	Kansas	12	16
232	A	Southeast Mo. St.	7	10
232	A	Southeast Mo. St.	16	2
242	H	Milwaukee	10	3
242	H	Milwaukee	5	10
242	H	Milwaukee	12	5
266	A	UT Martin	11	3
266	A	UT Martin	12	4
266	A	UT Martin	12	11
273	H	South Dakota St.	14	13
273	H	South Dakota St.	20	8
289	H	Ark.-Pine Bluff	13	4
289	H	Ark.-Pine Bluff	10	2
289	H	Ark.-Pine Bluff	13	0

U  
A  
L  
R

U  
A  
L  
R



Average RPI Win: 215		WON-LOST RECORD	WINNING PCT. RANK	LAST 15 GAMES	STRENGTH OF SCHEDULE	OPP. STRENGTH OF SCHEDULE	TEAM RPI	ADJ RPI		CONF. RPI	ADJ CONF. RPI						
Average RPI Loss: 171																	
DIV. I ONLY		22-22-0	.5	148	6-9-0	249	213	208	.46685	206	21	21					
DIV. I NON-CONF.		13-13-0	.5	139	0-3-0	237	229	202	.47231	200	22	22					
<hr/>																	
TOTALS		RPI 1-25		RPI 26-50		W-L RECORDS		RPI 51-100		RPI 101-150		RPI 150+					
22-22-0		0-1-0		0-0-0		OVERALL		1-1-0		3-5-0		18-15-0					
14-12-0		0-0-0		0-0-0		HOME		1-0-0		1-3-0		12-9-0					
8-9-0		0-1-0		0-0-0		AWAY		0-0-0		2-2-0		6-6-0					
0-1-0		0-0-0		0-0-0		NEUTRAL		0-1-0		0-0-0		0-0-0					
13-13-0		0-1-0		0-0-0		NON-CONFERENCE		1-1-0		3-5-0		9-6-0					
10-7-0		0-0-0		0-0-0		HOME		1-0-0		1-3-0		8-4-0					
3-5-0		0-1-0		0-0-		AWAY		0-0-0		2-2-0		1-2-0					
0-1-0		0-0-0		0-0-0		NEUTRAL		0-1-0		0-0-0		0-0-0					
9-9-0		0-0-0		0-0-0		CONFERENCE		0-0-0		0-0-0		9-9-0					
4-5-0		0-0-0		0-0-0		HOME		0-0-0		0-0-0		4-5-0					
5-4-0		0-0-0		0-0-0		AWAY		0-0-0		0-0-0		5-4-0					
0-0-0		0-0-0		0-0-0		NEUTRAL		0-0-0		0-0-0		0-0-0					
RPI	S	Opponent		Score		RPI	S	Opponent		Score		RPI	S	Opponent		Score	
12	A	Virginia		5	7												

Non-Div. I Games:

Richmond



214	H	Dayton	0	1
214	H	Dayton	3	5

RPI	S	Opponent	Score	
237	A	La Salle	2	5
243	H	Saint Peter's	8	2
243	H	Saint Peter's	7	2
243	H	Saint Peter's	17	8
249	A	Temple	14	6
249	A	Temple	6	7
249	A	Temple	9	4
257	H	Niagara	10	1
257	H	Niagara	6	4
257	H	Niagara	10	11
260	A	VMI	3	4
283	H	Quinnipiac	8	0
283	H	Quinnipiac	3	0
283	H	Quinnipiac	7	5

Richmond

R  
i  
c  
h  
m  
o  
n  
d

R  
i  
c  
h  
m  
o  
n  
d



Average RPI Win:	235	WON-LOST RECORD	WINNING PCT. RANK	LAST 15 GAMES	STRENGTH OF SCHEDULE	OPP. STRENGTH OF SCHEDULE	TEAM RPI	ADJ RPI	CONF. RPI	ADJ CONF. RPI	
DIV. I ONLY		24-22-0	.52174 131	7-8-0	246	275	207	.46655 207	29	29	
DIV. I NON-CONF.		9-9-0	.5 139	2-2-0	223	273	201	.47195 203	29	29	
<hr/>											
TOTALS	RPI 1-25	RPI 26-50		W-L RECORDS	RPI 51-100		RPI 101-150		RPI 150+		
24-22-0	0-0-0	0-0-0		OVERALL	0-1-0		1-2-0		23-19-0		
15-6-0	0-0-0	0-0-0		HOME	0-0-0		0-1-0		15-5-0		
9-16-0	0-0-0	0-0-0		AWAY	0-1-0		1-1-0		8-14-0		
0-0-0	0-0-0	0-0-0		NEUTRAL	0-0-0		0-0-0		0-0-0		
9-9-0	0-0-0	0-0-0		NON-CONFERENCE	0-1-0		1-2-0		8-6-0		
3-2-0	0-0-0	0-0-0		HOME	0-0-0		0-1-0		3-1-0		
6-7-0	0-0-0	0-0-		AWAY	0-1-0		1-1-0		5-5-0		
0-0-0	0-0-0	0-0-0		NEUTRAL	0-0-0		0-0-0		0-0-0		
15-13-0	0-0-0	0-0-0		CONFERENCE	0-0-0		0-0-0		15-13-0		
12-4-0	0-0-0	0-0-0		HOME	0-0-0		0-0-0		12-4-0		
3-9-0	0-0-0	0-0-0		AWAY	0-0-0		0-0-0		3-9-0		
0-0-0	0-0-0	0-0-0		NEUTRAL	0-0-0		0-0-0		0-0-0		
RPI	S	Opponent	Score	RPI	S	Opponent	Score	RPI	S	Opponent	Score

Non-Div. I Games:

Central Conn. St.



255	H	Wagner	4	3
106	A	Stony Brook	3	4

RPI	S	Opponent	Score	
251	A	Sacred Heart	7	0
251	A	Sacred Heart	7	4
254	A	Navy	3	4
254	A	Navy	3	2
255	H	Wagner	6	2
255	H	Wagner	4	3
255	H	Wagner	7	4
255	H	Wagner	2	5
276	H	LIU Brooklyn	5	0
276	H	LIU Brooklyn	2	3
276	H	LIU Brooklyn	5	3
276	H	LIU Brooklyn	5	4
280	A	Hartford	2	5
280	H	Hartford	2	3
283	H	Quinnipiac	6	5
283	H	Quinnipiac	3	2
283	H	Quinnipiac	13	7
283	H	Quinnipiac	9	3



Average RPI Win:	200	WON-LOST RECORD	WINNING PCT. RANK	LAST 15 GAMES	STRENGTH OF SCHEDULE	OPP. STRENGTH OF SCHEDULE	TEAM RPI	ADJ RPI	CONF. RPI	ADJ CONF. RPI		
DIV. I ONLY		21-30-0	.41176	216	7-8-0	158	233	204	.46631	208	21	21
DIV. I NON-CONF.		9-21-0	.3	252	1-4-0	113	252	226	.44978	229	22	22
<hr/>												
TOTALS	RPI 1-25	RPI 26-50		W-L RECORDS		RPI 51-100		RPI 101-150		RPI 150+		
21-30-0	0-0-0	0-0-0		OVERALL		1-7-0		5-8-0		15-15-0		
12-11-0	0-0-0	0-0-0		HOME		0-0-0		3-3-0		9-8-0		
7-19-0	0-0-0	0-0-0		AWAY		1-7-0		2-4-0		4-7-0		
2-0-0	0-0-0	0-0-0		NEUTRAL		0-0-0		0-0-0		2-0-0		
<hr/>												
9-21-0	0-0-0	0-0-0		NON-CONFERENCE		1-7-0		3-7-0		5-7-0		
4-7-0	0-0-0	0-0-0		HOME		0-0-0		1-2-0		3-5-0		
3-14-0	0-0-0	0-0-		AWAY		1-7-0		2-5-0		0-2-0		
2-0-0	0-0-0	0-0-0		NEUTRAL		0-0-0		0-0-0		2-0-0		
<hr/>												
12-9-0	0-0-0	0-0-0		CONFERENCE		0-0-0		2-1-0		10-8-0		
8-4-0	0-0-0	0-0-0		HOME		0-0-0		2-1-0		6-3-0		
4-5-0	0-0-0	0-0-0		AWAY		0-0-0		0-0-0		4-5-0		
0-0-0	0-0-0	0-0-0		NEUTRAL		0-0-0		0-0-0		0-0-0		
<hr/>												
RPI	S	Opponent	Score	RPI	S	Opponent	Score	RPI	S	Opponent	Score	
						72 A Western Caro.	8 9			103 A Hofstra	9 14	
						72 A Western Caro.	1 6			103 H Hofstra	2 7	
						72 A Western Caro.	9 12			103 H Hofstra	6 5	
						78 A Fla. Atlantic	5 8			105 A Seton Hall	0 5	
						84 A Campbell	0 9			106 H Stony Brook	2 11	
						84 A Campbell	2 5			118 A FIU	2 9	
						84 A Campbell	7 6			118 A FIU	4 10	
						89 A Rutgers	4 15			118 A FIU	10 8	
										121 H Rhode Island	7 1	
										121 H Rhode Island	4 6	
										121 H Rhode Island	7 5	
										150 A Columbia	4 2	
										150 A Columbia	1 6	
										155 A Xavier	5 3	
										155 A Xavier	1 2	
										155 A Xavier	3 4	
										168 H Massachusetts	4 5	
										168 H Massachusetts	5 4	
										168 H Massachusetts	1 3	
										171 H Marist	2 3	
										185 A Manhattan	5 6	
										185 H Manhattan	4 6	
				LAST 15 GAMES						185 H Manhattan	4 6	
						121 H Rhode Island	7 5			214 A Dayton	9 8	
						121 H Rhode Island	4 6			214 A Dayton	5 11	
						121 H Rhode Island	7 1			214 A Dayton	3 4	
						185 H Manhattan	4 6			218 N Maine	6 5	
						155 A Xavier	3 4			218 N Maine	3 2	

Non-Div. I Games:

Fordham



155	A	Xavier	1	2
155	A	Xavier	5	3

RPI	S	Opponent	Score	
230	H	Albany (NY)	6	7
237	H	La Salle	5	0
237	H	La Salle	1	2
237	H	La Salle	3	1
245	A	St. Bonaventure	0	12
245	A	St. Bonaventure	5	3
245	A	St. Bonaventure	6	3
249	H	Temple	6	5
249	H	Temple	9	2
249	H	Temple	8	5
250	A	Fairfield	0	9
250	H	Fairfield	5	3
256	H	Iona	3	5
276	H	LIU Brooklyn	9	7
283	H	Quinnipiac	0	2
283	H	Quinnipiac	3	2

Fordham

F  
o  
r  
d  
h  
a  
m

F  
o  
r  
d  
h  
a  
m



Average RPI Win: 229		WON-LOST RECORD		WINNING PCT. RANK		LAST 15 GAMES		STRENGTH OF SCHEDULE		OPP. STRENGTH OF SCHEDULE		TEAM RPI		ADJ RPI		CONF. RPI		ADJ CONF. RPI	
DIV. I ONLY		26-24-0		.52 137		9-6-0		262		222		213		.46628 209		25		24	
DIV. I NON-CONF.		15-17-0		.46875 155		3-0-0		255		219		218		.4613 218		25		24	
TOTALS		RPI 1-25		RPI 26-50		W-L RECORDS		RPI 51-100		RPI 101-150		RPI 150+							
26-24-0		0-3-0		0-0-0		OVERALL		2-2-0		1-4-0		23-15-0							
12-5-0		0-0-0		0-0-0		HOME		0-0-0		1-1-0		11-4-0							
9-15-0		0-3-0		0-0-0		AWAY		2-2-0		0-3-0		7-7-0							
5-4-0		0-0-0		0-0-0		NEUTRAL		0-0-0		0-0-0		5-4-0							
15-17-0		0-3-0		0-0-0		NON-CONFERENCE		2-2-0		1-4-0		12-8-0							
4-1-0		0-0-0		0-0-0		HOME		0-0-0		1-1-0		3-0-0							
6-12-0		0-3-0		0-0-		AWAY		2-2-0		0-3-0		4-4-0							
5-4-0		0-0-0		0-0-0		NEUTRAL		0-0-0		0-0-0		5-4-0							
11-7-0		0-0-0		0-0-0		CONFERENCE		0-0-0		0-0-0		11-7-0							
8-4-0		0-0-0		0-0-0		HOME		0-0-0		0-0-0		8-4-0							
3-3-0		0-0-0		0-0-0		AWAY		0-0-0		0-0-0		3-3-0							
0-0-0		0-0-0		0-0-0		NEUTRAL		0-0-0		0-0-0		0-0-0							
RPI	S	Opponent		Score		RPI	S	Opponent		Score		RPI	S	Opponent		Score			
10	A	Kentucky		9	19							127	A	Penn St.		5	15		
10	A	Kentucky		4	5							127	A	Penn St.		3	4		
10	A	Kentucky		5	7							127	A	Penn St.		3	4		
												128	H	Cornell		7	3		
												128	H	Cornell		4	5		
												181	A	Miami (OH)		2	6		
												181	A	Miami (OH)		10	13		
												185	H	Manhattan		0	7		
												185	H	Manhattan		4	1		
												185	H	Manhattan		2	3		
												204	H	Siena		7	3		
												204	H	Siena		4	5		
												204	H	Siena		9	3		
												210	N	Saint Joseph's		2	10		
												214	A	Dayton		7	8		
												214	A	Dayton		9	5		
												220	N	Marshall		7	5		
												236	H	Rider		14	8		
												236	H	Rider		8	7		
												236	H	Rider		6	5		
												238	N	Oakland		0	1		
												238	N	Oakland		5	3		
												243	A	Saint Peter's		6	3		
												243	A	Saint Peter's		10	1		
												243	A	Saint Peter's		3	5		
												245	A	St. Bonaventure		4	3		
												245	H	St. Bonaventure		10	1		
LAST 15 GAMES																			
						256	H	Iona		7	0	270	A	Akron		10	6		
						256	H	Iona		3	0	185	H	Manhattan		4	1		
						256	H	Iona		2	6	185	H	Manhattan		0	7		
						245	H	St. Bonaventure		10	1								
						250	A	Fairfield		3	7								

**Non-Div. I Games:**

Canisius



250 A Fairfield	0	4
250 A Fairfield	5	2

RPI	S	Opponent	Score	
250	A	Fairfield	0	4
250	A	Fairfield	5	2
250	A	Fairfield	3	7
256	H	Iona	2	6
256	H	Iona	7	0
256	H	Iona	3	0
265	A	Buffalo	4	13
265	A	Buffalo	14	4
265	H	Buffalo	24	12
265	H	Buffalo	8	6
270	A	Akron	10	6
276	N	LIU Brooklyn	8	5
276	N	LIU Brooklyn	8	3
276	N	LIU Brooklyn	1	2
276	N	LIU Brooklyn	1	2
290	N	Youngstown St.	14	3

C  
a  
n  
i  
s  
i  
u  
s

C  
a  
n  
i  
s  
i  
u  
s



Average RPI Win:	206	WON-LOST	WINNING	LAST 15	STRENGTH OF	OPP. STRENGTH	TEAM	ADJ	CONF.	ADJ CONF.					
Average RPI Loss:	166	RECORD	PCT. RANK	GAMES	SCHEDULE	OF SCHEDULE	RPI	RPI	RPI	RPI					
DIV. I ONLY		21-25-0	.45652	185	10-5-0	193	228	202	.46604	210	21	21			
DIV. I NON-CONF.		9-19-0	.32143	244	2-1-0	240	236	262	.422	264	22	22			
<hr/>															
TOTALS	RPI 1-25	RPI 26-50		W-L RECORDS		RPI 51-100		RPI 101-150		RPI 150+					
21-25-0	0-0-0	0-4-0		OVERALL		0-0-0		4-5-0		17-16-0					
12-12-0	0-0-0	0-0-0		HOME		0-0-0		1-2-0		11-10-0					
7-11-0	0-0-0	0-4-0		AWAY		0-0-0		3-3-0		4-4-0					
2-2-0	0-0-0	0-0-0		NEUTRAL		0-0-0		0-0-0		2-2-0					
9-19-0	0-0-0	0-4-0		NON-CONFERENCE		0-0-0		0-3-0		9-12-0					
7-8-0	0-0-0	0-0-0		HOME		0-0-0		0-0-0		7-8-0					
0-9-0	0-0-0	0-0-		AWAY		0-0-0		0-3-0		0-2-0					
2-2-0	0-0-0	0-0-0		NEUTRAL		0-0-0		0-0-0		2-2-0					
12-6-0	0-0-0	0-0-0		CONFERENCE		0-0-0		4-2-0		8-4-0					
5-4-0	0-0-0	0-0-0		HOME		0-0-0		1-2-0		4-2-0					
7-2-0	0-0-0	0-0-0		AWAY		0-0-0		3-0-0		4-2-0					
0-0-0	0-0-0	0-0-0		NEUTRAL		0-0-0		0-0-0		0-0-0					
RPI	S	Opponent	Score	RPI	S	Opponent	Score	RPI	S	Opponent	Score				
				42	A	Washington	0 1			121	H	Rhode Island	3 2		
				42	A	Washington	1 2			121	H	Rhode Island	4 5		
				42	A	Washington	0 6			121	H	Rhode Island	1 15		
				42	A	Washington	1 9			138	A	Saint Louis	3 2		
										138	A	Saint Louis	5 3		
										138	A	Saint Louis	10 4		
										146	A	East Tenn. St.	2 3		
										146	A	East Tenn. St.	4 12		
										146	A	East Tenn. St.	3 4		
										153	N	Monmouth	1 7		
										154	N	Bryant	1 4		
										156	H	Villanova	7 10		
										157	H	Delaware	7 2		
										157	H	Delaware	3 2		
										168	H	Massachusetts	11 5		
										168	H	Massachusetts	6 0		
										168	H	Massachusetts	2 3		
										186	A	Seattle	3 4		
										186	A	Seattle	0 1		
										187	H	Binghamton	0 7		
										191	A	Charlotte	8 7		
				LAST 15 GAMES						191	A	Charlotte	2 7		
				226	H	George Washington	1 2	191	A	Charlotte	2 7	207	H	Central Conn. St.	0 4
				226	H	George Washington	4 0	191	A	Charlotte	8 7	209	N	Canisius	10 2
				226	H	George Washington	5 4	246	N	Penn	6 3	226	H	George Washington	4 0
				245	A	St. Bonaventure	7 3					226	H	George Washington	1 2
				245	A	St. Bonaventure	1 4					226	H	George Washington	5 4

**Non-Div. I Games:**

Saint Joseph's



245	A	St. Bonaventure	7	2
236	H	Rider	5	7

RPI	S	Opponent	Score	
236	H	Rider	5	7
243	H	Saint Peter's	1	5
245	A	St. Bonaventure	7	3
245	A	St. Bonaventure	1	4
245	A	St. Bonaventure	7	2
246	N	Penn	6	3
247	H	Bucknell	3	4
247	H	Bucknell	3	4
247	H	Bucknell	7	1
247	H	Bucknell	2	1
249	A	Temple	4	1
256	H	Iona	5	1
265	H	Buffalo	5	2
269	H	Lehigh	3	6
294	H	Md.-East. Shore	6	3

S  
a  
i  
n  
t  
J  
o  
s  
e  
p  
h  
'  
s

S  
a  
i  
n  
t  
J  
o  
s  
e  
p  
h  
'  
s



Average RPI Win:		176	WON-LOST RECORD		WINNING PCT. RANK		LAST 15 GAMES		STRENGTH OF SCHEDULE		OPP. STRENGTH OF SCHEDULE		TEAM RPI		ADJ RPI		CONF. RPI		ADJ CONF. RPI				
DIV. I ONLY			19-27-0		.41304 214		6-9-0		206		133		215		.46539 211		20		20				
DIV. I NON-CONF.			10-15-0		.4 211		2-1-0		93		89		164		.49293 165		19		19				
TOTALS		RPI 1-25		RPI 26-50		W-L RECORDS		RPI 51-100		RPI 101-150		RPI 150+											
19-27-0		0-1-0		1-2-0		OVERALL		2-6-0		3-6-0		13-12-0											
14-14-0		0-0-0		0-0-0		HOME		1-3-0		3-5-0		10-6-0											
4-12-0		0-1-0		0-1-0		AWAY		1-3-0		0-1-0		3-6-0											
1-1-0		0-0-0		1-1-0		NEUTRAL		0-0-0		0-0-0		0-0-0											
10-15-0		0-1-0		1-2-0		NON-CONFERENCE		2-6-0		2-4-0		5-2-0											
8-8-0		0-0-0		0-0-0		HOME		1-3-0		2-3-0		5-2-0											
1-6-0		0-1-0		0-0-		AWAY		1-3-0		0-1-0		0-0-0											
1-1-0		0-0-0		1-1-0		NEUTRAL		0-0-0		0-0-0		0-0-0											
9-12-0		0-0-0		0-0-0		CONFERENCE		0-0-0		1-2-0		8-10-0											
6-6-0		0-0-0		0-0-0		HOME		0-0-0		1-2-0		5-4-0											
3-6-0		0-0-0		0-0-0		AWAY		0-0-0		0-0-0		3-6-0											
0-0-0		0-0-0		0-0-0		NEUTRAL		0-0-0		0-0-0		0-0-0											
RPI	S	Opponent		Score		RPI	S	Opponent		Score		RPI	S	Opponent		Score		RPI	S	Opponent		Score	
10	A	Kentucky		6	10	34	N	Missouri St.		3	2	57	H	Illinois St.		4	9	107	H	Evansville		1	4
						34	N	Missouri St.		8	10	57	H	Illinois St.		2	28	107	H	Evansville		6	11
						47	A	Vanderbilt		0	6	57	H	Illinois St.		4	9	107	H	Evansville		10	2
												74	A	Texas Tech		0	8	108	H	Lipscomb		9	8
												74	A	Texas Tech		5	9	145	H	SIU Edwardsville		6	10
												77	A	Belmont		1	8	145	H	SIU Edwardsville		3	10
												77	H	Belmont		7	6	145	H	SIU Edwardsville		18	5
												100	A	Tennessee		5	1	147	A	Middle Tenn.		1	3
																		147	H	Middle Tenn.		7	10
																		162	H	Eastern Ill.		6	7
																		162	H	Eastern Ill.		3	9
																		162	H	Eastern Ill.		8	9
																		189	H	Morehead St.		2	3
																		189	H	Morehead St.		13	7
																		189	H	Morehead St.		10	9
																		192	H	Central Mich.		11	12
																		192	H	Central Mich.		7	4
																		192	H	Central Mich.		14	13
																		195	A	Jacksonville St.		7	6
																		195	A	Jacksonville St.		6	8
																		195	A	Jacksonville St.		2	5
																		198	H	Murray St.		12	11
																		198	H	Murray St.		6	1
																		198	H	Murray St.		8	7
																		214	H	Dayton		9	13
																		214	H	Dayton		9	8
																		214	H	Dayton		5	2
-----																							
TOTALS		RPI 1-25		RPI 26-50		W-L RECORDS		RPI 51-100		RPI 101-150		RPI 150+											
19-27-0		0-1-0		1-2-0		OVERALL		2-6-0		3-6-0		13-12-0											
14-14-0		0-0-0		0-0-0		HOME		1-3-0		3-5-0		10-6-0											
4-12-0		0-1-0		0-1-0		AWAY		1-3-0		0-1-0		3-6-0											
1-1-0		0-0-0		1-1-0		NEUTRAL		0-0-0		0-0-0		0-0-0											
10-15-0		0-1-0		1-2-0		NON-CONFERENCE		2-6-0		2-4-0		5-2-0											
8-8-0		0-0-0		0-0-0		HOME		1-3-0		2-3-0		5-2-0											
1-6-0		0-1-0		0-0-		AWAY		1-3-0		0-1-0		0-0-0											
1-1-0		0-0-0		1-1-0		NEUTRAL		0-0-0		0-0-0		0-0-0											
9-12-0		0-0-0		0-0-0		CONFERENCE		0-0-0		1-2-0		8-10-0											
6-6-0		0-0-0		0-0-0		HOME		0-0-0		1-2-0		5-4-0											
3-6-0		0-0-0		0-0-0		AWAY		0-0-0		0-0-0		3-6-0											
0-0-0		0-0-0		0-0-0		NEUTRAL		0-0-0		0-0-0		0-0-0											

RPI	S	Opponent	Score	RPI	S	Opponent	Score	RPI	S	Opponent	Score	RPI	S	Opponent	Score
10	A	Kentucky	6 10	34	N	Missouri St.	3 2	57	H	Illinois St.	4 9	107	H	Evansville	1 4
				34	N	Missouri St.	8 10	57	H	Illinois St.	2 28	107	H	Evansville	6 11
				47	A	Vanderbilt	0 6	57	H	Illinois St.	4 9	107	H	Evansville	10 2
								74	A	Texas Tech	0 8	108	H	Lipscomb	9 8
								74	A	Texas Tech	5 9	145	H	SIU Edwardsville	6 10
								77	A	Belmont	1 8	145	H	SIU Edwardsville	3 10
								77	H	Belmont	7 6	145	H	SIU Edwardsville	18 5
								100	A	Tennessee	5 1	147	A	Middle Tenn.	1 3
												147	H	Middle Tenn.	7 10
												162	H	Eastern Ill.	6 7
												162	H	Eastern Ill.	3 9
												162	H	Eastern Ill.	8 9
												189	H	Morehead St.	2 3
												189	H	Morehead St.	13 7
												189	H	Morehead St.	10 9
												192	H	Central Mich.	11 12
												192	H	Central Mich.	7 4
												192	H	Central Mich.	14 13
												195	A	Jacksonville St.	7 6
												195	A	Jacksonville St.	6 8
												195	A	Jacksonville St.	2 5
												198	H	Murray St.	12 11
												198	H	Murray St.	6 1
												198	H	Murray St.	8 7
												214	H	Dayton	9 13
												214	H	Dayton	9 8
												214	H	Dayton	5 2
-----															
				LAST 15 GAMES											
				189	H	Morehead St.	13 7	232	A	Southeast Mo. St.	1 3	198	H	Murray St.	6 1
				189	H	Morehead St.	10 9	232	A	Southeast Mo. St.	8 3	198	H	Murray St.	8 7
				189	H	Morehead St.	2 3	232	A	Southeast Mo. St.	6 9	214	H	Dayton	9 13
				162	H	Eastern Ill.	3 9					214	H	Dayton	9 8
				162	H	Eastern Ill.	8 9					214	H	Dayton	5 2

Non-Div. I Games:

Tennessee Tech



162	H	Eastern Ill.	6	7
147	H	Middle Tenn.	7	10

RPI	S	Opponent	Score	
232	A	Southeast Mo. St.	1	3
232	A	Southeast Mo. St.	6	9
232	A	Southeast Mo. St.	8	3
266	A	UT Martin	5	6
266	A	UT Martin	6	13
266	A	UT Martin	11	1
296	H	Alabama A&M	13	1



Average RPI Win: 190		WON-LOST	WINNING	LAST 15	STRENGTH OF		OPP. STRENGTH	TEAM	ADJ		CONF.	ADJ CONF.
Average RPI Loss: 144		RECORD	PCT. RANK	GAMES	SCHEDULE		OF SCHEDULE	RPI	RPI		RPI	RPI
DIV. I ONLY		18-25-0	.4186	208	5-10-0		201	162	216		.46529	212
DIV. I NON-CONF.		10-9-0	.52632	130	0-3-0		276	201	212		.46548	211
TOTALS		RPI 1-25	RPI 26-50		W-L RECORDS		RPI 51-100		RPI 101-150		RPI 150+	
18-25-0		0-0-0	0-3-0		OVERALL		1-4-0		2-5-0		15-13-0	
7-11-0		0-0-0	0-3-0		HOME		1-4-0		1-2-0		5-2-0	
7-12-0		0-0-0	0-0-0		AWAY		0-0-0		1-3-0		6-9-0	
4-2-0		0-0-0	0-0-0		NEUTRAL		0-0-0		0-0-0		4-2-0	
10-9-0		0-0-0	0-0-0		NON-CONFERENCE		1-1-0		0-1-0		9-7-0	
3-3-0		0-0-0	0-0-0		HOME		1-1-0		0-0-0		2-2-0	
3-4-0		0-0-0	0-0-		AWAY		0-0-0		0-1-0		3-3-0	
4-2-0		0-0-0	0-0-0		NEUTRAL		0-0-0		0-0-0		4-2-0	
8-16-0		0-0-0	0-3-0		CONFERENCE		0-3-0		2-4-0		6-6-0	
4-8-0		0-0-0	0-3-0		HOME		0-3-0		1-2-0		3-0-0	
4-8-0		0-0-0	0-0-0		AWAY		0-0-0		1-2-0		3-6-0	
0-0-0		0-0-0	0-0-0		NEUTRAL		0-0-0		0-0-0		0-0-0	
RPI S	Opponent	Score	RPI S	Opponent	Score	RPI S	Opponent	Score	RPI S	Opponent	Score	
			46 H	UNC Wilmington	3 7	63 H	Boston College	12 11	103 A	Hofstra	7 5	
			46 H	UNC Wilmington	2 10	63 H	Boston College	6 12	103 A	Hofstra	9 15	
			46 H	UNC Wilmington	2 7	92 H	VCU	3 10	103 A	Hofstra	2 10	
						92 H	VCU	2 6	110 H	George Mason	5 7	
						92 H	VCU	2 8	110 H	George Mason	6 3	
									110 H	George Mason	1 7	
									121 A	Rhode Island	1 7	
									154 H	Bryant	5 13	
									168 A	Massachusetts	6 7	
									168 N	Massachusetts	1 4	
									174 A	William & Mary	3 4	
									174 A	William & Mary	8 0	
									174 A	William & Mary	4 3	
									179 H	Towson	10 1	
									179 H	Towson	5 4	
									179 H	Towson	2 0	
									182 A	Georgia St.	8 9	
									182 A	Georgia St.	13 4	
									182 A	Georgia St.	12 13	
									206 A	Richmond	15 10	
									206 A	Richmond	8 2	
									207 H	Central Conn. St.	3 4	
									213 A	Jacksonville	6 7	
									213 A	Jacksonville	1 4	
									213 A	Jacksonville	8 1	
									221 A	James Madison	7 16	
									221 A	James Madison	6 14	
LAST 15 GAMES												
			103 A	Hofstra	9 15		179 H	Towson	10 1			
			103 A	Hofstra	2 10		46 H	UNC Wilmington	2 10			
			103 A	Hofstra	7 5		46 H	UNC Wilmington	2 7			
			168 A	Massachusetts	6 7							
			63 H	Boston College	6 12							

Non-Div. I Games:

Northeastern



179	H	Towson	2	0
179	H	Towson	5	4

RPI	S	Opponent	Score	
221	A	James Madison	2	3
223	N	Georgetown	9	7
233	H	Harvard	9	4
235	N	Bowling Green	5	2
235	N	Bowling Green	4	3
245	N	St. Bonaventure	9	6
246	N	Penn	2	3
282	H	Brown	4	3

Northeastern

N  
o  
r  
t  
h  
e  
a  
s  
t  
e  
r  
n

N  
o  
r  
t  
h  
e  
a  
s  
t  
e  
r  
n



Average RPI Win: 180		WON-LOST RECORD		WINNING PCT. RANK		LAST 15 GAMES		STRENGTH OF SCHEDULE		OPP. STRENGTH OF SCHEDULE		TEAM RPI		ADJ RPI		CONF. RPI		ADJ CONF. RPI	
DIV. I ONLY		16-33-0		.32653 262		4-11-0		88		151		206		.46511 213		10		10	
DIV. I NON-CONF.		10-18-0		.35714 232		0-3-0		154		203		217		.45762 222		12		12	
TOTALS		RPI 1-25		RPI 26-50		W-L RECORDS		RPI 51-100		RPI 101-150		RPI 150+							
16-33-0		0-2-0		0-2-0		OVERALL		4-17-0		4-7-0		8-5-0							
14-21-0		0-1-0		0-1-0		HOME		2-7-0		4-7-0		8-5-0							
2-12-0		0-1-0		0-1-0		AWAY		2-10-0		0-0-0		0-0-0							
0-0-0		0-0-0		0-0-0		NEUTRAL		0-0-0		0-0-0		0-0-0							
10-18-0		0-2-0		0-2-0		NON-CONFERENCE		2-7-0		0-2-0		8-5-0							
9-11-0		0-1-0		0-1-0		HOME		1-2-0		0-2-0		8-5-0							
1-7-0		0-1-0		0-0-		AWAY		1-5-0		0-0-0		0-0-0							
0-0-0		0-0-0		0-0-0		NEUTRAL		0-0-0		0-0-0		0-0-0							
6-15-0		0-0-0		0-0-0		CONFERENCE		2-10-0		4-5-0		0-0-0							
5-10-0		0-0-0		0-0-0		HOME		1-5-0		4-5-0		0-0-0							
1-5-0		0-0-0		0-0-0		AWAY		1-5-0		0-0-0		0-0-0							
0-0-0		0-0-0		0-0-0		NEUTRAL		0-0-0		0-0-0		0-0-0							
RPI	S	Opponent		Score		RPI	S	Opponent		Score		RPI	S	Opponent		Score			
2	A	Florida St.		9	16	37	A	Col. of Charleston		3	16	53	A	Stetson		9	6		
2	H	Florida St.		0	3	37	H	Col. of Charleston		0	7	53	A	Stetson		5	9		
												53	A	Stetson		3	8		
												71	A	S.C. Upstate		4	12		
												71	A	S.C. Upstate		2	4		
												71	A	S.C. Upstate		2	3		
												72	H	Western Caro.		5	2		
												72	H	Western Caro.		1	2		
												73	A	Southern California		3	4		
												73	A	Southern California		2	8		
												73	A	Southern California		3	11		
												77	H	Belmont		4	6		
												77	H	Belmont		0	4		
												77	H	Belmont		3	4		
												79	H	Kennesaw St.		8	7		
												79	H	Kennesaw St.		3	10		
												79	H	Kennesaw St.		2	9		
												80	A	South Fla.		9	2		
												80	A	South Fla.		0	8		
												91	A	Ga. Southern		11	17		
LAST 15 GAMES																			
						146	H	East Tenn. St.		6	3								
						146	H	East Tenn. St.		6	7								
						146	H	East Tenn. St.		5	2								
						2	H	Florida St.		0	3								
						115	H	Mercer		5	8								
												115	H	Mercer		2	3		
												115	H	Mercer		0	5		
												118	H	FIU		2	7		
												118	H	FIU		4	5		
												126	H	Fla. Gulf Coast		3	0		
												126	H	Fla. Gulf Coast		9	4		
												126	H	Fla. Gulf Coast		3	7		
												146	H	East Tenn. St.		6	7		
												146	H	East Tenn. St.		6	3		
												146	H	East Tenn. St.		5	2		
												178	H	Bethune-Cookman		0	6		
												212	H	Northeastern		1	8		
												212	H	Northeastern		7	6		
												212	H	Northeastern		4	1		
												250	H	Fairfield		3	9		
												250	H	Fairfield		5	4		
												255	H	Wagner		1	4		
												255	H	Wagner		10	0		
												255	H	Wagner		5	6		
												270	H	Akron		5	1		
												270	H	Akron		5	2		
												292	H	Florida A&M		11	10		
												292	H	Florida A&M		13	8		

Non-Div. I Games:

Jacksonville







Average RPI Win:		203	WON-LOST RECORD		WINNING PCT. RANK		LAST 15 GAMES		STRENGTH OF SCHEDULE		OPP. STRENGTH OF SCHEDULE		TEAM RPI		ADJ RPI		CONF. RPI		ADJ CONF. RPI	
DIV. I ONLY			22-26-0		.45833 183		7-8-0		217		230		211		.4644 214		21		21	
DIV. I NON-CONF.			11-19-0		.36667 229		2-4-0		238		227		240		.43852 239		22		22	
TOTALS		RPI 1-25		RPI 26-50		W-L RECORDS		RPI 51-100		RPI 101-150		RPI 150+								
22-26-0		0-1-0		0-0-0		OVERALL		0-1-0		5-8-0		17-16-0								
9-9-0		0-0-0		0-0-0		HOME		0-1-0		1-2-0		8-6-0								
12-15-0		0-1-0		0-0-0		AWAY		0-0-0		4-5-0		8-8-0								
1-2-0		0-0-0		0-0-0		NEUTRAL		0-0-0		0-1-0		1-1-0								
11-19-0		0-1-0		0-0-0		NON-CONFERENCE		0-1-0		4-6-0		7-11-0								
4-5-0		0-0-0		0-0-0		HOME		0-1-0		0-0-0		4-4-0								
6-12-0		0-1-0		0-0-		AWAY		0-0-0		4-5-0		2-6-0								
1-2-0		0-0-0		0-0-0		NEUTRAL		0-0-0		0-1-0		1-1-0								
11-7-0		0-0-0		0-0-0		CONFERENCE		0-0-0		1-2-0		10-5-0								
5-4-0		0-0-0		0-0-0		HOME		0-0-0		1-2-0		4-2-0								
6-3-0		0-0-0		0-0-0		AWAY		0-0-0		0-0-0		6-3-0								
0-0-0		0-0-0		0-0-0		NEUTRAL		0-0-0		0-0-0		0-0-0								
RPI	S	Opponent		Score		RPI	S	Opponent		Score		RPI	S	Opponent		Score				
10	A	Kentucky		6	19							62	H	Ohio St.		7	11			
												107	A	Evansville		4	3			
												107	A	Evansville		9	5			
												107	A	Evansville		6	7			
												114	A	Wright St.		6	7			
												130	A	High Point		10	2			
												130	A	High Point		3	4			
												130	A	High Point		3	6			
												138	H	Saint Louis		5	12			
												138	H	Saint Louis		3	7			
												138	H	Saint Louis		13	12			
												140	N	Arkansas St.		3	9			
												143	A	Wofford		5	6			
												144	A	Austin Peay		12	1			
												181	A	Miami (OH)		8	13			
												190	A	Toledo		5	7			
												190	H	Toledo		4	7			
												191	A	Charlotte		8	7			
												191	A	Charlotte		3	2			
												191	A	Charlotte		9	4			
												206	A	Richmond		4	5			
												206	A	Richmond		1	0			
												206	A	Richmond		5	3			
												208	H	Fordham		8	9			
												208	H	Fordham		11	5			
												208	H	Fordham		4	3			
												209	H	Canisius		5	9			
												209	H	Canisius		8	7			
				LAST 15 GAMES																
						249	A	Temple		3	8	107	A	Evansville		9	5			
						249	A	Temple		7	1	107	A	Evansville		4	3			
						249	A	Temple		1	3	107	A	Evansville		6	7			
						206	A	Richmond		4	5									
						206	A	Richmond		1	0									

Non-Div. I Games:

Dayton



Dayton

206	A	Richmond	5	3
114	A	Wright St.	6	7

Through Games Of Sunday, May 6

RPI	S	Opponent	Score	
211	A	Tennessee Tech	2	5
211	A	Tennessee Tech	13	9
211	A	Tennessee Tech	8	9
229	H	Cincinnati	8	17
235	A	Bowling Green	2	3
235	H	Bowling Green	2	5
238	H	Oakland	8	7
238	H	Oakland	11	5
245	H	St. Bonaventure	6	13
245	H	St. Bonaventure	6	2
245	H	St. Bonaventure	6	3
248	N	Northern Ill.	13	9
249	A	Temple	7	1
249	A	Temple	3	8
249	A	Temple	1	3
259	H	Ball St.	14	5
259	N	Ball St.	3	4
268	A	Butler	5	8
287	A	IPFW	15	2

Dayton

D  
a  
y  
t  
o  
n

D  
a  
y  
t  
o  
n



Average RPI Win: 206		WON-LOST	WINNING	LAST 15	STRENGTH OF		OPP. STRENGTH	TEAM	ADJ	CONF.	ADJ CONF.		
Average RPI Loss: 155		RECORD	PCT. RANK	GAMES	SCHEDULE		OF SCHEDULE	RPI	RPI	RPI	RPI		
DIV. I ONLY		20-24-0	.45455	188	6-9-0		219	214	214	.46388	215	23	23
DIV. I NON-CONF.		10-14-0	.41667	200	1-2-0		147	179	189	.47924	193	23	23
TOTALS		RPI 1-25	RPI 26-50		W-L RECORDS		RPI 51-100		RPI 101-150		RPI 150+		
20-24-0		0-0-0	0-4-0		OVERALL		1-2-0		4-6-0		15-12-0		
6-6-0		0-0-0	0-0-0		HOME		0-0-0		1-0-0		5-6-0		
8-13-0		0-0-0	0-4-0		AWAY		0-0-0		2-6-0		6-3-0		
6-5-0		0-0-0	0-0-0		NEUTRAL		1-2-0		1-0-0		4-3-0		
10-14-0		0-0-0	0-4-0		NON-CONFERENCE		1-2-0		4-3-0		5-5-0		
2-1-0		0-0-0	0-0-0		HOME		0-0-0		1-0-0		1-1-0		
2-8-0		0-0-0	0-0-		AWAY		0-0-0		2-3-0		0-1-0		
6-5-0		0-0-0	0-0-0		NEUTRAL		1-2-0		1-0-0		4-3-0		
10-10-0		0-0-0	0-0-0		CONFERENCE		0-0-0		0-3-0		10-7-0		
4-5-0		0-0-0	0-0-0		HOME		0-0-0		0-0-0		4-5-0		
6-5-0		0-0-0	0-0-0		AWAY		0-0-0		0-3-0		6-2-0		
0-0-0		0-0-0	0-0-0		NEUTRAL		0-0-0		0-0-0		0-0-0		
RPI S	Opponent	Score	RPI S	Opponent	Score	RPI S	Opponent	Score	RPI S	Opponent	Score		
			30 A	Arizona St.	0 10	57 N	Illinois St.	9 10	101 N	Bradley	7 0		
			30 A	Arizona St.	0 13	62 N	Ohio St.	15 8	104 A	Notre Dame	5 4		
			30 A	Arizona St.	2 17	62 N	Ohio St.	2 5	107 A	Evansville	5 1		
			44 A	Michigan St.	3 13				107 A	Evansville	7 8		
									107 A	Evansville	10 11		
									117 A	Kent St.	5 16		
									117 A	Kent St.	0 4		
									117 A	Kent St.	1 7		
									142 A	Valparaiso	2 6		
									142 H	Valparaiso	5 4		
									156 N	Villanova	6 5		
									190 A	Toledo	6 5		
									190 A	Toledo	4 7		
									190 A	Toledo	7 12		
									199 H	Eastern Mich.	5 9		
									199 H	Eastern Mich.	14 15		
									199 H	Eastern Mich.	9 13		
									218 N	Maine	7 13		
									235 H	Bowling Green	1 0		
									235 H	Bowling Green	4 3		
									235 H	Bowling Green	10 3		
									238 A	Oakland	3 4		
									238 H	Oakland	3 2		
									240 N	Northwestern	4 1		
									245 N	St. Bonaventure	5 7		
									245 N	St. Bonaventure	6 4		
									245 N	St. Bonaventure	3 5		
LAST 15 GAMES			259 A	Ball St.	9 7	270 H	Akron	1 6					
			259 A	Ball St.	3 2	270 H	Akron	10 6					
			259 A	Ball St.	10 5	270 H	Akron	1 3					
			293 H	Chicago St.	0 1								
			117 A	Kent St.	1 7								

Non-Div. I Games:

Western Mich.



117 A Kent St.	0	4
117 A Kent St.	5	16

RPI	S	Opponent	Score	
246	N	Penn	11	4
259	A	Ball St.	9	7
259	A	Ball St.	3	2
259	A	Ball St.	10	5
265	A	Buffalo	6	4
265	A	Buffalo	2	0
270	H	Akron	1	3
270	H	Akron	1	6
270	H	Akron	10	6
293	H	Chicago St.	0	1



Average RPI Win:	212	WON-LOST RECORD	WINNING PCT. RANK	LAST 15 GAMES	STRENGTH OF SCHEDULE	OPP. STRENGTH OF SCHEDULE	TEAM RPI	ADJ RPI	CONF. RPI	ADJ CONF. RPI	
Average RPI Loss:	138										
DIV. I ONLY	18-24-0	.42857	202	6-9-0	208	196	217	.46212	216	11	12
DIV. I NON-CONF.	11-13-0	.45833	171	3-2-0	225	246	211	.46361	216	13	13
<hr/>											
TOTALS	RPI 1-25	RPI 26-50		W-L RECORDS	RPI 51-100		RPI 101-150		RPI 150+		
18-24-0	0-0-0	0-2-0		OVERALL	2-5-0		2-10-0		14-7-0		
8-7-0	0-0-0	0-0-0		HOME	0-0-0		1-3-0		7-4-0		
3-9-0	0-0-0	0-1-0		AWAY	2-4-0		1-4-0		0-0-0		
7-8-0	0-0-0	0-1-0		NEUTRAL	0-1-0		0-3-0		7-3-0		
11-13-0	0-0-0	0-2-0		NON-CONFERENCE	0-1-0		0-6-0		11-4-0		
4-2-0	0-0-0	0-0-0		HOME	0-0-0		0-1-0		4-1-0		
0-3-0	0-0-0	0-0-		AWAY	0-0-0		0-2-0		0-0-0		
7-8-0	0-0-0	0-1-0		NEUTRAL	0-1-0		0-3-0		7-3-0		
7-11-0	0-0-0	0-0-0		CONFERENCE	2-4-0		2-4-0		3-3-0		
4-5-0	0-0-0	0-0-0		HOME	0-0-0		1-2-0		3-3-0		
3-6-0	0-0-0	0-0-0		AWAY	2-4-0		1-2-0		0-0-0		
0-0-0	0-0-0	0-0-0		NEUTRAL	0-0-0		0-0-0		0-0-0		
RPI	S	Opponent	Score	RPI	S	Opponent	Score	RPI	S	Opponent	Score
				26	A	Coastal Caro.	0 1	57	N	Illinois St.	6 10
				32	N	Virginia Tech	3 4	85	A	Nebraska	4 9
								85	A	Nebraska	4 3
								85	A	Nebraska	8 9
								99	A	Indiana	4 0
								99	A	Indiana	7 10
								99	A	Indiana	5 10
								101	A	Bradley	3 7
								101	H	Bradley	3 7
								104	N	Notre Dame	2 5
								110	N	George Mason	3 12
								127	H	Penn St.	2 5
								127	H	Penn St.	0 2
								127	H	Penn St.	4 2
								131	N	Army	1 5
								132	A	Minnesota	4 5
								132	A	Minnesota	5 4
								132	A	Minnesota	3 4
								144	A	Austin Peay	3 4
								162	N	Eastern Ill.	2 1
								170	N	West Virginia	3 4
								184	N	Pittsburgh	7 5
								195	N	Jacksonville St.	6 3
								219	H	Michigan	2 8
								219	H	Michigan	7 2
								219	H	Michigan	0 11
								223	N	Georgetown	1 6
								240	H	Northwestern	3 1
								240	H	Northwestern	0 3
								240	H	Northwestern	3 2
								242	H	Milwaukee	10 9
								247	N	Bucknell	8 6
								262	H	Western Ill.	8 7
								270	N	Akron	17 3
LAST 15 GAMES											
				219	H	Michigan	7 2	101	A	Bradley	3 7
				219	H	Michigan	2 8	127	H	Penn St.	4 2
				219	H	Michigan	0 11	127	H	Penn St.	0 2
				242	H	Milwaukee	10 9				
				132	A	Minnesota	5 4				

Non-Div. I Games: Grand View 20 1

Iowa



132	A	Minnesota	3	4
132	A	Minnesota	4	5

RPI	S	Opponent	Score	
273	H	South Dakota St.	11	4
273	H	South Dakota St.	6	2
273	N	South Dakota St.	6	1
274	H	Neb. Omaha	1	3
276	N	LIU Brooklyn	3	5
290	N	Youngstown St.	16	15



Average RPI Win:		161	WON-LOST RECORD		WINNING PCT. RANK		LAST 15 GAMES		STRENGTH OF SCHEDULE		OPP. STRENGTH OF SCHEDULE		TEAM RPI		ADJ RPI		CONF. RPI		ADJ CONF. RPI								
Average RPI Loss:		128																									
DIV. I ONLY			17-26-0		.39535 228		5-9-0		190		100		209		.46195 217		13		14								
DIV. I NON-CONF.			4-11-0		.26667 264		0-2-0		191		125		250		.43024 256		9		9								
TOTALS		RPI 1-25		RPI 26-50		W-L RECORDS		RPI 51-100		RPI 101-150		RPI 150+															
17-26-0		0-2-0		1-2-0		OVERALL		1-3-0		2-6-0		13-13-0															
8-11-0		0-1-0		1-2-0		HOME		0-1-0		0-1-0		7-6-0															
9-15-0		0-1-0		0-0-0		AWAY		1-2-0		2-5-0		6-7-0															
0-0-0		0-0-0		0-0-0		NEUTRAL		0-0-0		0-0-0		0-0-0															
4-11-0		0-2-0		0-0-0		NON-CONFERENCE		0-0-0		1-4-0		3-5-0															
1-5-0		0-1-0		0-0-0		HOME		0-0-0		0-1-0		1-3-0															
3-6-0		0-1-0		0-0-		AWAY		0-0-0		1-3-0		2-2-0															
0-0-0		0-0-0		0-0-0		NEUTRAL		0-0-0		0-0-0		0-0-0															
13-15-0		0-0-0		1-2-0		CONFERENCE		1-3-0		1-2-0		10-8-0															
7-6-0		0-0-0		1-2-0		HOME		0-1-0		0-0-0		6-3-0															
6-9-0		0-0-0		0-0-0		AWAY		1-2-0		1-2-0		4-5-0															
0-0-0		0-0-0		0-0-0		NEUTRAL		0-0-0		0-0-0		0-0-0															
RPI	S	Opponent		Score		RPI	S	Opponent		Score		RPI	S	Opponent		Score											
5	A	LSU		4	11	48	H	Sam Houston St.		2	5	54	A	Texas St.		1	9	116	H	La.-Monroe		6	8				
5	H	LSU		10	19	48	H	Sam Houston St.		5	1	54	A	Texas St.		5	3	119	A	Louisiana Tech		4	3				
						48	H	Sam Houston St.		0	4	54	A	Texas St.		1	10	119	A	Louisiana Tech		2	13				
												55	H	Southeastern La.		1	9	119	A	Louisiana Tech		4	5				
																		125	A	Lamar		0	6				
																		125	A	Lamar		5	4				
																		125	A	Lamar		1	4				
																		134	A	Houston		1	4				
																		151	H	UTSA		3	2				
																		151	H	UTSA		3	4				
																		151	H	UTSA		0	3				
																		152	H	Nicholls St.		8	7				
																		152	H	Nicholls St.		2	0				
																		152	H	Nicholls St.		0	1				
																		159	A	Northwestern St.		0	8				
																		159	A	Northwestern St.		4	1				
																		159	A	Northwestern St.		3	5				
																		164	A	La.-Lafayette		4	5				
																		164	H	La.-Lafayette		8	14				
																		175	A	Stephen F. Austin		4	1				
																		175	A	Stephen F. Austin		0	7				
																		175	A	Stephen F. Austin		4	1				
																		180	H	Central Ark.		7	5				
																		180	H	Central Ark.		6	2				
																		180	H	Central Ark.		6	5				
																		188	A	A&M-Corpus Christi		3	6				
																		188	A	A&M-Corpus Christi		2	11				
LAST 15 GAMES																											
						188	A	A&M-Corpus Christi		2	11	164	A	La.-Lafayette		4	5	180	H	Central Ark.		7	5				
						188	A	A&M-Corpus Christi		3	6	48	H	Sam Houston St.		5	1	180	H	Central Ark.		6	2				
						188	A	A&M-Corpus Christi		7	3	48	H	Sam Houston St.		0	4	180	H	Central Ark.		6	5				
						116	H	La.-Monroe		6	8											188	A	A&M-Corpus Christi		3	6
						125	A	Lamar		0	6											188	A	A&M-Corpus Christi		2	11

Non-Div. I Games: New Orleans 7 2 New Orleans 7 0

McNeese St.



McNeese St.

125	A	Lamar	5	4
125	A	Lamar	1	4

Through Games Of Sunday, May 6

RPI	S	Opponent	Score	
188	A	A&M-Corpus Christi	7	3
192	H	Central Mich.	3	2
192	H	Central Mich.	4	7
234	A	Houston Baptist	3	4
234	A	Houston Baptist	8	7
252	H	Prairie View	7	8
278	A	Texas Southern	8	3

McNeese St.

McNeese St.

McNeese St.







230	H	Albany (NY)	2	4
168	A	Massachusetts	5	11

RPI	S	Opponent	Score	
288	A	UMBC	17	11
288	A	UMBC	32	14
288	A	UMBC	9	3
288	A	UMBC	18	1
292	A	Florida A&M	17	7
292	A	Florida A&M	5	3

Maine

M  
a  
i  
n  
e

M  
a  
i  
n  
e



M  
i  
c  
h  
i  
g  
a  
n

Michigan



99	H	Indiana	1	8
240	H	Northwestern	5	4

RPI	S	Opponent	Score	
256	N	Iona	11	2
256	N	Iona	1	3
256	N	Iona	6	5
256	N	Iona	9	6
287	H	IPFW	6	8
287	H	IPFW	4	2
287	H	IPFW	11	3
293	N	Chicago St.	17	8



[illegible]

**Non-Div. I Games:**

Marshall



109	H	Southern Miss.	0	2
149	H	Eastern Ky.	4	12

RPI	S	Opponent	Score	
245	H	St. Bonaventure	1	3
297	N	Coppin St.	19	1
297	N	Coppin St.	18	1

Marshall

M  
a  
r  
s  
h  
a  
l  
l

M  
a  
r  
s  
h  
a  
l  
l



Average RPI Win:		207	WON-LOST RECORD		WINNING PCT. RANK		LAST 15 GAMES		STRENGTH OF SCHEDULE		OPP. STRENGTH OF SCHEDULE		TEAM RPI		ADJ RPI		CONF. RPI		ADJ CONF. RPI	
DIV. I ONLY			15-29-1		.34444 260		8-7-0		143		159		218		.45854 221		17		17	
DIV. I NON-CONF.			6-14-1		.30952 249		1-3-0		158		150		229		.44726 231		18		18	
TOTALS		RPI 1-25		RPI 26-50		W-L RECORDS		RPI 51-100		RPI 101-150		RPI 150+								
15-29-1		0-2-1		0-6-0		OVERALL		0-5-0		3-3-0		12-13-0								
9-16-0		0-1-0		0-1-0		HOME		0-2-0		1-2-0		8-10-0								
6-12-0		0-1-0		0-5-0		AWAY		0-2-0		2-1-0		4-3-0								
0-1-1		0-0-1		0-0-0		NEUTRAL		0-1-0		0-0-0		0-0-0								
6-14-1		0-2-1		0-3-0		NON-CONFERENCE		0-5-0		0-0-0		6-4-0								
5-8-0		0-1-0		0-1-0		HOME		0-2-0		0-0-0		5-4-0								
1-5-0		0-1-0		0-0-		AWAY		0-2-0		0-0-0		1-0-0								
0-1-1		0-0-1		0-0-0		NEUTRAL		0-1-0		0-0-0		0-0-0								
9-15-0		0-0-0		0-3-0		CONFERENCE		0-0-0		3-3-0		6-9-0								
4-8-0		0-0-0		0-0-0		HOME		0-0-0		1-2-0		3-6-0								
5-7-0		0-0-0		0-3-0		AWAY		0-0-0		2-1-0		3-3-0								
0-0-0		0-0-0		0-0-0		NEUTRAL		0-0-0		0-0-0		0-0-0								
RPI	S	Opponent		Score		RPI	S	Opponent		Score		RPI	S	Opponent		Score				
12	A	Virginia		5	15	26	A	Coastal Caro.		1	7	63	N	Boston College		5	8			
12	H	Virginia		6	14	32	H	Virginia Tech		4	6	69	A	Liberty		0	9			
12	N	Virginia		4	4	35	A	Maryland		0	3	69	A	Liberty		1	5			
						46	A	UNC Wilmington		3	14	69	H	Liberty		1	12			
						46	A	UNC Wilmington		7	10	95	H	Radford		3	8			
						46	A	UNC Wilmington		7	8									

Non-Div. I Games:

James Madison



103	A	Hofstra	13	15
103	A	Hofstra	20	14

RPI	S	Opponent	Score	
271	H	Lafayette	10	9
271	H	Lafayette	7	5
271	H	Lafayette	9	0
284	H	Mt. St. Mary's	6	9

James Madison

J  
a  
m  
e  
s  
M  
a  
d  
i  
s  
o  
n

J  
a  
m  
e  
s  
M  
a  
d  
i  
s  
o  
n



Average RPI Win: 194		WON-LOST RECORD		WINNING PCT. RANK		LAST 15 GAMES		STRENGTH OF SCHEDULE		OPP. STRENGTH OF SCHEDULE		TEAM RPI		ADJ RPI		CONF. RPI		ADJ CONF. RPI			
DIV. I ONLY		18-29-0		.38298 235		6-9-0		179		177		221		.45845 222		15		15			
DIV. I NON-CONF.		9-20-0		.31034 248		1-4-0		205		204		245		.43501 247		17		17			
TOTALS		RPI 1-25		RPI 26-50		W-L RECORDS		RPI 51-100		RPI 101-150		RPI 150+									
18-29-0		0-3-0		0-2-0		OVERALL		1-7-0		4-5-0		13-12-0									
14-14-0		0-0-0		0-1-0		HOME		0-2-0		2-2-0		12-9-0									
4-13-0		0-2-0		0-1-0		AWAY		1-5-0		2-2-0		1-3-0									
0-2-0		0-1-0		0-0-0		NEUTRAL		0-0-0		0-1-0		0-0-0									
9-20-0		0-3-0		0-2-0		NON-CONFERENCE		0-5-0		1-2-0		8-8-0									
9-10-0		0-0-0		0-1-0		HOME		0-2-0		1-0-0		8-7-0									
0-8-0		0-2-0		0-0-		AWAY		0-3-0		0-1-0		0-1-0									
0-2-0		0-1-0		0-0-0		NEUTRAL		0-0-0		0-1-0		0-0-0									
9-9-0		0-0-0		0-0-0		CONFERENCE		1-2-0		3-3-0		5-4-0									
5-4-0		0-0-0		0-0-0		HOME		0-0-0		1-2-0		4-2-0									
4-5-0		0-0-0		0-0-0		AWAY		1-2-0		2-1-0		1-2-0									
0-0-0		0-0-0		0-0-0		NEUTRAL		0-0-0		0-0-0		0-0-0									
RPI	S	Opponent		Score		RPI	S	Opponent		Score		RPI	S	Opponent		Score					
7	N	Purdue		2	5	37	A	Col. of Charleston		2	3	64	A	Auburn		1	13				
9	A	South Carolina		2	5	46	H	UNC Wilmington		4	10	71	A	S.C. Upstate		5	7				
24	A	Clemson		2	3							71	H	S.C. Upstate		1	8				
												84	A	Campbell		4	3				
												84	A	Campbell		2	5				
												84	A	Campbell		2	6				
												91	A	Ga. Southern		1	2				
												91	H	Ga. Southern		1	10				
														109		N	Southern Miss.	2	16		
														123		A	Citadel	0	4		
														123		H	Citadel	5	2		
														130		H	High Point	0	2		
														130		H	High Point	9	13		
														130		H	High Point	6	5		
														148		A	UNC Asheville	6	11		
														148		A	UNC Asheville	10	2		
														148		A	UNC Asheville	6	1		
														161		A	Presbyterian	3	6		
														161		A	Presbyterian	1	2		
														161		A	Presbyterian	7	4		
														167		H	Gardner-Webb	8	4		
														167		H	Gardner-Webb	11	14		
														167		H	Gardner-Webb	4	3		
														201		H	Winthrop	6	2		
														201		H	Winthrop	1	2		
														201		H	Winthrop	5	4		
														220		H	Marshall	13	3		
														220		H	Marshall	2	8		
														220		H	Marshall	6	4		
														220		H	Marshall	0	4		
														223		H	Georgetown	6	2		
														223		H	Georgetown	1	2		
														223		H	Georgetown	3	12		
														236		H	Rider	3	4		
														236		H	Rider	12	7		
LAST 15 GAMES				201 H Winthrop				1	2	285 H Savannah St.				11	7	201 H Winthrop				6	2
				201 H Winthrop				6	2	24 A Clemson				2	3	167 H Gardner-Webb				8	4
				201 H Winthrop				5	4							91 A Ga. Southern				1	2
				91 A Ga. Southern				1	2							161 A Presbyterian				3	6
				161 A Presbyterian				3	6												

Non-Div. I Games:

Charleston So.



161	A	Presbyterian	7	4
161	A	Presbyterian	1	2

RPI	S	Opponent	Score	
236	H	Rider	1	5
246	H	Penn	5	1
246	H	Penn	3	4
246	H	Penn	8	5
285	A	Savannah St.	2	3
285	H	Savannah St.	9	3
285	H	Savannah St.	11	7

C  
h  
a  
r  
l  
e  
s  
t  
o  
n  
s  
o  
.

C  
h  
a  
r  
l  
e  
s  
t  
o  
n  
s  
o  
.



Average RPI Win: 211		WON-LOST	WINNING	LAST 15	STRENGTH OF		OPP. STRENGTH	TEAM	ADJ	CONF.	ADJ CONF.
Average RPI Loss: 150		RECORD	PCT. RANK	GAMES	SCHEDULE		OF SCHEDULE	RPI	RPI	RPI	RPI
DIV. I ONLY		21-26-0	.44681	195	6-9-0		236	216	222	.45816	223
DIV. I NON-CONF.		13-12-0	.52	136	2-1-0		296	277	264	.42497	261
TOTALS		RPI 1-25	RPI 26-50		W-L RECORDS		RPI 51-100		RPI 101-150		RPI 150+
21-26-0	0-0-0	1-3-0		OVERALL		2-4-0		1-7-0		17-12-0	
7-12-0	0-0-0	1-2-0		HOME		2-1-0		1-6-0		3-3-0	
7-10-0	0-0-0	0-1-0		AWAY		0-3-0		0-1-0		7-5-0	
7-4-0	0-0-0	0-0-0		NEUTRAL		0-0-0		0-0-0		7-4-0	
13-12-0	0-0-0	0-1-0		NON-CONFERENCE		0-0-0		0-2-0		13-9-0	
3-4-0	0-0-0	0-0-0		HOME		0-0-0		0-1-0		3-3-0	
4-4-0	0-0-0	0-0-		AWAY		0-0-0		0-1-0		4-2-0	
6-4-0	0-0-0	0-0-0		NEUTRAL		0-0-0		0-0-0		6-4-0	
8-14-0	0-0-0	1-2-0		CONFERENCE		2-4-0		1-5-0		4-3-0	
4-8-0	0-0-0	1-2-0		HOME		2-1-0		1-5-0		0-0-0	
3-6-0	0-0-0	0-0-0		AWAY		0-3-0		0-0-0		3-3-0	
1-0-0	0-0-0	0-0-0		NEUTRAL		0-0-0		0-0-0		1-0-0	
RPI S	Opponent	Score	RPI S	Opponent	Score	RPI S	Opponent	Score	RPI S	Opponent	Score
			40 A	Wake Forest	2 5	80 A	South Fla.	0 6	104 H	Notre Dame	2 5
			43 H	Louisville	1 12	80 A	South Fla.	1 6	104 H	Notre Dame	4 7
			43 H	Louisville	6 3	80 A	South Fla.	2 7	104 H	Notre Dame	4 14
			43 H	Louisville	1 5	89 H	Rutgers	13 1	105 H	Seton Hall	5 4
						89 H	Rutgers	13 12	105 H	Seton Hall	1 2
						89 H	Rutgers	4 9	105 H	Seton Hall	3 5
									110 A	George Mason	8 12
									110 H	George Mason	3 6
									156 A	Villanova	9 10
									156 A	Villanova	6 5
									156 A	Villanova	8 2
									184 A	Pittsburgh	3 8
									184 A	Pittsburgh	6 3
									184 A	Pittsburgh	0 5
									212 N	Northeastern	7 9
									216 N	Iowa	6 1
									222 A	Charleston So.	2 6
									222 A	Charleston So.	2 1
									222 A	Charleston So.	12 3
									226 A	George Washington	13 2
									226 H	George Washington	6 8
									226 H	George Washington	2 4
									229 N	Cincinnati	11 6
									235 N	Bowling Green	3 4
									245 N	St. Bonaventure	12 7
									245 N	St. Bonaventure	5 3
									247 N	Bucknell	3 18
LAST 15 GAMES			105 H	Seton Hall	5 4	110 H	George Mason	3 6	229 N	Cincinnati	11 6
			105 H	Seton Hall	1 2	104 H	Notre Dame	4 14	235 N	Bowling Green	3 4
			105 H	Seton Hall	3 5	104 H	Notre Dame	4 7	245 N	St. Bonaventure	12 7
			288 A	UMBC	13 8				245 N	St. Bonaventure	5 3
			184 A	Pittsburgh	6 3				247 N	Bucknell	3 18

Non-Div. I Games:

Georgetown



184	A	Pittsburgh	3	8
184	A	Pittsburgh	0	5

RPI	S	Opponent	Score	
254	H	Navy	3	6
272	N	Yale	9	3
272	N	Yale	2	3
284	A	Mt. St. Mary's	9	10
284	H	Mt. St. Mary's	5	3
288	A	UMBC	13	8
288	H	UMBC	7	1
288	N	UMBC	11	4
288	N	UMBC	13	6
297	H	Coppin St.	17	11



Average RPI Win: 264		WON-LOST	WINNING	LAST 15	STRENGTH OF		OPP. STRENGTH	TEAM	ADJ		CONF.	ADJ CONF.			
Average RPI Loss: 180		RECORD	PCT. RANK	GAMES	SCHEDULE		OF SCHEDULE	RPI	RPI		RPI	RPI			
DIV. I ONLY		27-14-0	.65854	43	9-4-0		294	277	227	.4581	224	31			
DIV. I NON-CONF.		6-9-0	.4	211	0-1-0		275	152	246	.43787	240	31			
TOTALS		RPI 1-25	RPI 26-50		W-L RECORDS		RPI 51-100		RPI 101-150		RPI 150+				
27-14-0		0-2-0	0-0-0		OVERALL		1-1-0		0-0-0		26-11-0				
15-1-0		0-0-0	0-0-0		HOME		1-0-0		0-0-0		14-1-0				
12-13-0		0-2-0	0-0-0		AWAY		0-1-0		0-0-0		12-10-0				
0-0-0		0-0-0	0-0-0		NEUTRAL		0-0-0		0-0-0		0-0-0				
6-9-0		0-2-0	0-0-0		NON-CONFERENCE		1-1-0		0-0-0		5-6-0				
3-0-0		0-0-0	0-0-0		HOME		1-0-0		0-0-0		2-0-0				
3-9-0		0-2-0	0-0-		AWAY		0-1-0		0-0-0		3-6-0				
0-0-0		0-0-0	0-0-0		NEUTRAL		0-0-0		0-0-0		0-0-0				
21-5-0		0-0-0	0-0-0		CONFERENCE		0-0-0		0-0-0		21-5-0				
12-1-0		0-0-0	0-0-0		HOME		0-0-0		0-0-0		12-1-0				
9-4-0		0-0-0	0-0-0		AWAY		0-0-0		0-0-0		9-4-0				
0-0-0		0-0-0	0-0-0		NEUTRAL		0-0-0		0-0-0		0-0-0				
RPI	S	Opponent	Score		RPI	S	Opponent	Score		RPI	S	Opponent	Score		
19	A	Ole Miss	0	12						152	A	Nicholls St.	0	6	
19	A	Ole Miss	1	13						162	H	Eastern Ill.	2	1	
										172	A	South Ala.	4	12	
										189	A	Morehead St.	4	12	
										189	A	Morehead St.	6	7	
										189	A	Morehead St.	4	5	
										189	A	Morehead St.	16	0	
										194	A	Southern U.	2	8	
										194	H	Southern U.	4	14	
										264	A	Alabama St.	2	1	
										264	A	Alabama St.	5	1	
										264	A	Alabama St.	10	6	
										264	H	Alabama St.	6	3	
										264	H	Alabama St.	2	1	
										264	H	Alabama St.	4	3	
										267	A	Alcorn St.	11	5	
										267	A	Alcorn St.	6	2	
										267	A	Alcorn St.	4	5	
										267	H	Alcorn St.	7	3	
										267	H	Alcorn St.	8	6	
										267	H	Alcorn St.	7	2	
					LAST 15 GAMES					291	A	Mississippi Val.	2	3	
					296	H	Alabama A&M	10	0	267	A	Alcorn St.	6	2	
					296	H	Alabama A&M	2	1	55	A	Southeastern La.	2	13	
					296	H	Alabama A&M	6	0	264	A	Alabama St.	2	1	
					194	A	Southern U.	2	8						
					194	H	Southern U.	4	14						
Non-Div. I Games: Tougalo				10	0	Tougalo				7	1	Tougalo			
												Tougalo			
												11			
												Jackson St.			



Jackson St.

267	A	Alcorn St.	11	5
267	A	Alcorn St.	4	5

Through Games Of Sunday, May 6

RPI	S	Opponent	Score	
292	A	Florida A&M	11	9
292	A	Florida A&M	4	5
292	A	Florida A&M	4	3
292	H	Florida A&M	15	6
296	A	Alabama A&M	10	11
296	A	Alabama A&M	3	1
296	A	Alabama A&M	14	0
296	H	Alabama A&M	10	0
296	H	Alabama A&M	6	0
296	H	Alabama A&M	2	1

Jackson St.

J  
a  
c  
k  
s  
o  
n  
s  
t  
.

J  
a  
c  
k  
s  
o  
n  
s  
t  
.



Average RPI Win: 191		WON-LOST	WINNING	LAST 15	STRENGTH OF		OPP. STRENGTH	TEAM	ADJ		CONF.	ADJ CONF.					
Average RPI Loss: 121		RECORD	PCT. RANK	GAMES	SCHEDULE		OF SCHEDULE	RPI	RPI		RPI	RPI					
DIV. I ONLY		22-27-0	.44898	191	7-8-0		260	103	225		.45803	225					
DIV. I NON-CONF.		16-12-0	.57143	101	3-3-0		269	92	176		.48747	177					
TOTALS		RPI 1-25	RPI 26-50		W-L RECORDS		RPI 51-100		RPI 101-150		RPI 150+						
22-27-0		0-0-0	1-6-0		OVERALL		5-9-0		0-0-0		16-12-0						
15-11-0		0-0-0	0-3-0		HOME		3-3-0		0-0-0		12-5-0						
6-15-0		0-0-0	1-3-0		AWAY		2-5-0		0-0-0		3-7-0						
1-1-0		0-0-0	0-0-0		NEUTRAL		0-1-0		0-0-0		1-0-0						
16-12-0		0-0-0	0-1-0		NON-CONFERENCE		5-6-0		0-0-0		11-5-0						
12-5-0		0-0-0	0-0-0		HOME		3-3-0		0-0-0		9-2-0						
3-6-0		0-0-0	0-0-		AWAY		2-2-0		0-0-0		1-3-0						
1-1-0		0-0-0	0-0-0		NEUTRAL		0-1-0		0-0-0		1-0-0						
6-15-0		0-0-0	1-5-0		CONFERENCE		0-3-0		0-0-0		5-7-0						
3-6-0		0-0-0	0-3-0		HOME		0-0-0		0-0-0		3-3-0						
3-9-0		0-0-0	1-2-0		AWAY		0-3-0		0-0-0		2-4-0						
0-0-0		0-0-0	0-0-0		NEUTRAL		0-0-0		0-0-0		0-0-0						
RPI	S	Opponent	Score		RPI	S	Opponent	Score		RPI	S	Opponent	Score				
			30	A	Arizona St.	2	4	59	A	UC Irvine	3	2	158	A	San Diego St.	2	9
			33	A	TCU	11	0	81	H	Nevada	2	3	158	A	San Diego St.	7	10
			33	A	TCU	2	4	81	H	Nevada	0	1	158	A	San Diego St.	5	4
			33	A	TCU	1	2	81	H	Nevada	5	4	158	H	San Diego St.	5	9
			33	H	TCU	2	10	82	H	Washington St.	2	1	158	H	San Diego St.	3	6
			33	H	TCU	6	15	82	H	Washington St.	8	9	158	H	San Diego St.	6	12
			33	H	TCU	2	5	82	H	Washington St.	4	3	165	H	CSU Bakersfield	15	6
								85	N	Nebraska	7	8	165	H	CSU Bakersfield	4	3
								88	A	New Mexico	5	16	169	A	UC Riverside	5	13
								88	A	New Mexico	1	9	169	A	UC Riverside	1	3
								88	A	New Mexico	4	11	169	H	UC Riverside	2	5
								96	A	Loyola Marymount	6	1	169	H	UC Riverside	10	1
								96	A	Loyola Marymount	3	4	188	A	A&M-Corpus Christi	1	3
								96	A	Loyola Marymount	2	6	202	N	Utah	9	2
													258	A	Air Force	5	12
													258	A	Air Force	15	4
													258	A	Air Force	7	10
													258	H	Air Force	5	4
													258	H	Air Force	4	1
													258	H	Air Force	7	6
													263	A	Southern Utah	21	6
													263	H	Southern Utah	19	2
													263	H	Southern Utah	14	3
													263	H	Southern Utah	22	12
													274	H	Neb. Omaha	6	8
													274	H	Neb. Omaha	10	7
													274	H	Neb. Omaha	11	2
LAST 15 GAMES																	
			158	A	San Diego St.	5	4	88	A	New Mexico	4	11	258	H	Air Force	5	4
			158	A	San Diego St.	2	9	258	H	Air Force	7	6	274	H	Neb. Omaha	10	7
			158	A	San Diego St.	7	10										
			169	H	UC Riverside	2	5										
			169	H	UC Riverside	10	1										

Non-Div. I Games:

UNLV



88	A	New Mexico	1	9
88	A	New Mexico	5	16

RPI	S	Opponent	Score	
274	H	Neb. Omaha	20	1



Average RPI Win: 202		WON-LOST	WINNING	LAST 15	STRENGTH OF		OPP. STRENGTH	TEAM	ADJ	CONF.	ADJ CONF.
Average RPI Loss: 152		RECORD	PCT. RANK	GAMES	SCHEDULE		OF SCHEDULE	RPI	RPI	RPI	RPI
DIV. I ONLY		17-29-0	.36957	247	5-10-0		164	227	223	.45733	226
DIV. I NON-CONF.		13-15-0	.46429	160	4-0-0		90	234	146	.49936	155
TOTALS		RPI 1-25	RPI 26-50		W-L RECORDS		RPI 51-100		RPI 101-150		RPI 150+
17-29-0	0-1-0	0-1-0		OVERALL		1-5-0		4-8-0		12-14-0	
8-14-0	0-0-0	0-0-0		HOME		0-0-0		3-5-0		5-9-0	
9-15-0	0-1-0	0-1-0		AWAY		1-5-0		1-3-0		7-5-0	
0-0-0	0-0-0	0-0-0		NEUTRAL		0-0-0		0-0-0		0-0-0	
13-15-0	0-1-0	0-1-0		NON-CONFERENCE		1-5-0		3-6-0		9-2-0	
7-6-0	0-0-0	0-0-0		HOME		0-0-0		3-5-0		4-1-0	
6-9-0	0-1-0	0-0-		AWAY		1-5-0		0-1-0		5-1-0	
0-0-0	0-0-0	0-0-0		NEUTRAL		0-0-0		0-0-0		0-0-0	
4-14-0	0-0-0	0-0-0		CONFERENCE		0-0-0		1-2-0		3-12-0	
1-8-0	0-0-0	0-0-0		HOME		0-0-0		0-0-0		1-8-0	
3-6-0	0-0-0	0-0-0		AWAY		0-0-0		1-2-0		2-4-0	
0-0-0	0-0-0	0-0-0		NEUTRAL		0-0-0		0-0-0		0-0-0	
RPI S	Opponent	Score		RPI S	Opponent	Score		RPI S	Opponent	Score	
12 A	Virginia	4	16	35 A	Maryland	6	8	53 A	Stetson	7	19
								53 A	Stetson	2	7
								53 A	Stetson	8	13
								98 A	Duke	2	13
								98 A	Duke	1	4
								98 A	Duke	8	5
								110 A	George Mason	4	5
								110 H	George Mason	10	2
								121 A	Rhode Island	0	1
								121 A	Rhode Island	2	10
								121 A	Rhode Island	2	0
								128 H	Cornell	3	12
								128 H	Cornell	3	5
								128 H	Cornell	3	6
								128 H	Cornell	4	3
								131 H	Army	1	0
								131 H	Army	0	5
								131 H	Army	6	11
								174 A	William & Mary	1	11
								179 A	Towson	8	4
								179 H	Towson	9	1
								191 H	Charlotte	2	8
								191 H	Charlotte	5	9
								191 H	Charlotte	3	15
								206 A	Richmond	3	9
								206 A	Richmond	0	6
								206 A	Richmond	9	4
								210 A	Saint Joseph's	4	5
								210 A	Saint Joseph's	2	1
								210 A	Saint Joseph's	0	4
								223 A	Georgetown	8	6
								223 A	Georgetown	4	2
								223 H	Georgetown	2	13
Non-Div. I Games: Shepherd				8	5	Shepherd				1	2

George Washington



191	H	Charlotte	5	9
254	H	Navy	10	9

RPI	S	Opponent	Score	
237	H	La Salle	4	7
237	H	La Salle	6	4
237	H	La Salle	1	2
245	H	St. Bonaventure	5	9
245	H	St. Bonaventure	1	2
245	H	St. Bonaventure	1	3
254	H	Navy	10	9
261	A	Longwood	5	2
288	A	UMBC	6	4
288	H	UMBC	8	1
294	H	Md.-East. Shore	9	6

George Washington

G  
e  
o  
r  
g  
e  
W  
a  
s  
h  
i  
n  
g  
t  
o  
n

G  
e  
o  
r  
g  
e  
W  
a  
s  
h  
i  
n  
g  
t  
o  
n



[illegible]

**Non-Div. I Games:**

Fairleigh Dickinson



154	A	Bryant	5	3
154	A	Bryant	3	1

RPI	S	Opponent	Score	
255	H	Wagner	4	3
269	N	Lehigh	7	8
269	N	Lehigh	6	3
271	A	Lafayette	6	7
271	H	Lafayette	3	3
271	H	Lafayette	6	2
280	A	Hartford	4	8
283	A	Quinnipiac	5	3
283	A	Quinnipiac	11	2
283	A	Quinnipiac	8	4
283	A	Quinnipiac	4	11
284	H	Mt. St. Mary's	4	1
284	H	Mt. St. Mary's	5	9
284	H	Mt. St. Mary's	4	7
284	H	Mt. St. Mary's	9	6
295	H	NYIT	3	6

Fairleigh Dickinson

F  
a  
i  
r  
l  
e  
i  
g  
h  
D  
i  
c  
k  
i  
n  
s  
o  
n

F  
a  
i  
r  
l  
e  
i  
g  
h  
D  
i  
c  
k  
i  
n  
s  
o  
n



Average RPI Win: 266		WON-LOST	WINNING	LAST 15	STRENGTH OF		OPP. STRENGTH	TEAM	ADJ		CONF.	ADJ CONF.
Average RPI Loss: 173		RECORD	PCT. RANK	GAMES	SCHEDULE		OF SCHEDULE	RPI	RPI		RPI	RPI
DIV. I ONLY		31-14-1	.68478	31	15-0-0		296	294	228		32	32
DIV. I NON-CONF.		8-12-1	.40476	210	3-0-0		165	243	209		32	32
TOTALS		RPI 1-25	RPI 26-50		W-L RECORDS		RPI 51-100		RPI 101-150		RPI 150+	
31-14-1		0-0-0	0-0-0		OVERALL		0-3-0		2-4-0		29-7-1	
18-7-1		0-0-0	0-0-0		HOME		0-0-0		2-4-0		16-3-1	
13-7-0		0-0-0	0-0-0		AWAY		0-3-0		0-0-0		13-4-0	
0-0-0		0-0-0	0-0-0		NEUTRAL		0-0-0		0-0-0		0-0-0	
8-12-1		0-0-0	0-0-0		NON-CONFERENCE		0-3-0		2-4-0		6-5-1	
6-7-1		0-0-0	0-0-0		HOME		0-0-0		2-4-0		4-3-1	
2-5-0		0-0-0	0-0-		AWAY		0-3-0		0-0-0		2-2-0	
0-0-0		0-0-0	0-0-0		NEUTRAL		0-0-0		0-0-0		0-0-0	
23-2-0		0-0-0	0-0-0		CONFERENCE		0-0-0		0-0-0		23-2-0	
12-0-0		0-0-0	0-0-0		HOME		0-0-0		0-0-0		12-0-0	
11-2-0		0-0-0	0-0-0		AWAY		0-0-0		0-0-0		11-2-0	
0-0-0		0-0-0	0-0-0		NEUTRAL		0-0-0		0-0-0		0-0-0	
RPI S	Opponent	Score	RPI S	Opponent	Score	RPI S	Opponent	Score	RPI S	Opponent	Score	
						97 A	UNC Greensboro	0 13	103 H	Hofstra	10 2	
						97 A	UNC Greensboro	1 13	103 H	Hofstra	3 11	
						97 A	UNC Greensboro	4 5	103 H	Hofstra	3 11	
									128 H	Cornell	6 19	
									128 H	Cornell	11 2	
									128 H	Cornell	6 16	
									157 A	Delaware	10 6	
									157 H	Delaware	4 1	
									179 A	Towson	6 8	
									179 H	Towson	2 9	
									231 H	NJIT	2 4	
									231 H	NJIT	4 18	
									231 H	NJIT	3 2	
									237 H	La Salle	7 2	
									254 A	Navy	4 1	
									254 H	Navy	6 4	
									269 A	Lehigh	2 3	
									269 H	Lehigh	11 11	
									285 A	Savannah St.	6 2	
									285 A	Savannah St.	0 3	
									285 A	Savannah St.	4 2	
									285 A	Savannah St.	11 5	
									286 A	Norfolk St.	11 0	
									286 A	Norfolk St.	4 1	
									286 A	Norfolk St.	4 1	
									286 H	Norfolk St.	5 4	
									286 H	Norfolk St.	10 2	
Non-Div. I Games:			Lincoln (PA)		22 1	Lincoln (PA)		20 2	Delaware St.			



Delaware St.

297 H Coppin St.	8	2
297 H Coppin St.	23	0

Through Games Of Sunday, May 6

RPI	S	Opponent	Score	
286	H	Norfolk St.	11	1
294	A	Md.-East. Shore	13	3
294	A	Md.-East. Shore	4	5
294	A	Md.-East. Shore	13	0
294	H	Md.-East. Shore	3	2
294	H	Md.-East. Shore	17	2
294	H	Md.-East. Shore	12	0
297	A	Coppin St.	8	4
297	A	Coppin St.	8	3
297	A	Coppin St.	15	0
297	H	Coppin St.	12	2
297	H	Coppin St.	9	5
297	H	Coppin St.	8	2
297	H	Coppin St.	23	0
297	H	Coppin St.	27	0
297	H	Coppin St.	17	5

Delaware St.

D  
e  
l  
a  
w  
a  
r  
e  
S  
t  
.

D  
e  
l  
a  
w  
a  
r  
e  
S  
t  
.



Average RPI Win:		219	WON-LOST RECORD		WINNING PCT. RANK		LAST 15 GAMES		STRENGTH OF SCHEDULE		OPP. STRENGTH OF SCHEDULE		TEAM RPI		ADJ RPI		CONF. RPI		ADJ CONF. RPI				
DIV. I ONLY			14-35-0		.28571	275	3-12-0		105		181		230		.45529		229	14		13			
DIV. I NON-CONF.			11-16-0		.40741	207	1-4-0		194		235		215		.46409		215	15		15			
TOTALS		RPI 1-25		RPI 26-50			W-L RECORDS			RPI 51-100			RPI 101-150			RPI 150+							
14-35-0		0-3-0		0-7-0			OVERALL			2-12-0			1-5-0			11-8-0							
8-18-0		0-1-0		0-3-0			HOME			0-9-0			0-1-0			8-4-0							
5-11-0		0-1-0		0-4-0			AWAY			2-2-0			1-2-0			2-2-0							
1-6-0		0-1-0		0-0-0			NEUTRAL			0-1-0			0-2-0			1-2-0							
11-16-0		0-3-0		0-4-0			NON-CONFERENCE			1-1-0			0-3-0			10-5-0							
7-7-0		0-1-0		0-3-0			HOME			0-0-0			0-1-0			7-2-0							
3-4-0		0-1-0		0-0-			AWAY			1-0-0			0-0-0			2-2-0							
1-5-0		0-1-0		0-0-0			NEUTRAL			0-1-0			0-2-0			1-1-0							
3-19-0		0-0-0		0-3-0			CONFERENCE			1-11-0			1-2-0			1-3-0							
1-11-0		0-0-0		0-0-0			HOME			0-9-0			0-0-0			1-2-0							
2-7-0		0-0-0		0-3-0			AWAY			1-2-0			1-2-0			0-0-0							
0-1-0		0-0-0		0-0-0			NEUTRAL			0-0-0			0-0-0			0-1-0							
RPI	S	Opponent		Score		RPI	S	Opponent		Score		RPI	S	Opponent		Score		RPI	S	Opponent		Score	
7	N	Purdue		0	6	40	A	Wake Forest		0	7	60	H	St. John's (NY)		4	9	104	A	Notre Dame		9	10
10	A	Kentucky		0	7	43	A	Louisville		4	5	60	H	St. John's (NY)		0	9	104	A	Notre Dame		5	6
10	H	Kentucky		7	10	43	A	Louisville		2	10	60	H	St. John's (NY)		1	14	104	A	Notre Dame		6	2
						43	A	Louisville		4	12	62	A	Ohio St.		6	5	114	H	Wright St.		1	10
						44	H	Michigan St.		4	5	80	H	South Fla.		5	8	114	N	Wright St.		2	3
						44	H	Michigan St.		3	4	80	H	South Fla.		2	8	127	N	Penn St.		3	5
						44	H	Michigan St.		4	9	80	H	South Fla.		2	3	155	A	Xavier		1	4
												89	H	Rutgers		1	3	155	H	Xavier		4	7
												89	H	Rutgers		2	5	155	N	Xavier		2	4
												89	H	Rutgers		1	13	184	H	Pittsburgh		0	6
												90	A	Connecticut		3	4	184	H	Pittsburgh		9	10
												90	A	Connecticut		4	6	184	H	Pittsburgh		2	0
												90	A	Connecticut		1	0	214	A	Dayton		17	8
												99	N	Indiana		4	7	223	N	Georgetown		6	11
																		238	H	Oakland		5	6
																		238	H	Oakland		4	2
																		238	H	Oakland		5	4
																		238	H	Oakland		5	4
																		244	A	Ohio		11	2
																		268	A	Butler		5	7
																		288	N	UMBC		13	0
																		293	H	Chicago St.		4	3
																		293	H	Chicago St.		9	2
																		293	H	Chicago St.		6	0
																		293	H	Chicago St.		20	4
LAST 15 GAMES																							
						90	A	Connecticut		4	6	155	H	Xavier		4	7	293	H	Chicago St.		9	2
						90	A	Connecticut		1	0	155	A	Xavier		1	4	293	H	Chicago St.		6	0
						90	A	Connecticut		3	4	60	H	St. John's (NY)		0	9	293	H	Chicago St.		20	4
						114	H	Wright St.		1	10												
						89	H	Rutgers		2	5												

Non-Div. I Games:

Cincinnati



89 H Rutgers	1	13
89 H Rutgers	1	3

C  
i  
n  
c  
i  
n  
n  
a  
t  
i

C  
i  
n  
c  
i  
n  
n  
a  
t  
i



Average RPI Win:	240	WON-LOST	WINNING	LAST 15	STRENGTH OF	OPP. STRENGTH	TEAM	ADJ	CONF.	ADJ CONF.							
Average RPI Loss:	131	RECORD	PCT. RANK	GAMES	SCHEDULE	OF SCHEDULE	RPI	RPI	RPI	RPI							
DIV. I ONLY		16-28-1	.36667	251	8-7-0	173	243	233	.4544	230	27	26					
DIV. I NON-CONF.		6-21-1	.23214	274	0-1-0	139	189	251	.43556	245	26	26					
<hr/>																	
TOTALS	RPI 1-25	RPI 26-50		W-L RECORDS		RPI 51-100		RPI 101-150		RPI 150+							
16-28-1	0-3-0	0-3-0		OVERALL		0-3-0		1-8-1		15-11-0							
4-6-1	0-0-0	0-0-0		HOME		0-0-0		1-4-1		3-2-0							
12-20-0	0-3-0	0-3-0		AWAY		0-2-0		0-2-0		12-9-0							
0-2-0	0-0-0	0-0-0		NEUTRAL		0-0-0		0-2-0		0-0-0							
<hr/>																	
6-21-1	0-3-0	0-3-0		NON-CONFERENCE		0-3-0		0-5-1		6-7-0							
1-2-1	0-0-0	0-0-0		HOME		0-0-0		0-1-1		1-1-0							
5-17-0	0-3-0	0-0-		AWAY		0-3-0		0-2-0		5-6-0							
0-2-0	0-0-0	0-0-0		NEUTRAL		0-0-0		0-2-0		0-0-0							
<hr/>																	
10-7-0	0-0-0	0-0-0		CONFERENCE		0-0-0		1-3-0		9-4-0							
3-4-0	0-0-0	0-0-0		HOME		0-0-0		1-3-0		2-1-0							
7-3-0	0-0-0	0-0-0		AWAY		0-0-0		0-0-0		7-3-0							
0-0-0	0-0-0	0-0-0		NEUTRAL		0-0-0		0-0-0		0-0-0							
<hr/>																	
RPI S	Opponent	Score		RPI S	Opponent	Score		RPI S	Opponent	Score							
16 A	Miami (FL)	4	15	26 A	Coastal Caro.	4	7	60 A	St. John's (NY)	3	8	103 A	Hofstra	4	12		
16 A	Miami (FL)	5	12	26 A	Coastal Caro.	8	12	60 A	St. John's (NY)	3	8	106 H	Stony Brook	7	6		
16 A	Miami (FL)	1	11	26 A	Coastal Caro.	2	3	71 A	S.C. Upstate	2	5	106 H	Stony Brook	3	13		
												106 H	Stony Brook	4	6		
												106 H	Stony Brook	2	9		
												128 H	Cornell	2	5		
												128 H	Cornell	3	3		
												141 N	Holy Cross	3	4		
												141 N	Holy Cross	9	10		
												143 A	Wofford	1	8		
												167 A	Gardner-Webb	3	4		
												168 A	Massachusetts	1	5		
												168 A	Massachusetts	1	2		
												168 A	Massachusetts	9	4		
												171 A	Marist	8	10		
												171 H	Marist	10	3		
												185 H	Manhattan	5	8		
												207 A	Central Conn. St.	4	5		
												208 A	Fordham	7	6		
												218 A	Maine	4	2		
												218 A	Maine	1	0		
												218 A	Maine	0	10		
												218 H	Maine	9	5		
												218 H	Maine	2	4		
												218 H	Maine	12	2		
												280 A	Hartford	3	2		
												280 A	Hartford	2	1		
<hr/>																	
				LAST 15 GAMES													
				218 H Maine				2	4	288 A UMBC				11	4		
				218 H Maine				9	5	288 A UMBC				13	3		
				218 H Maine				12	2	288 A UMBC				4	5		
				218 A Maine				0	10								
				218 A Maine				1	0								



218	A	Maine	4	2
185	H	Manhattan	5	8

RPI	S	Opponent	Score	
280	A	Hartford	4	6
288	A	UMBC	13	3
288	A	UMBC	11	4
288	A	UMBC	20	4
288	A	UMBC	4	5
295	A	NYIT	6	7
295	A	NYIT	6	5
295	A	NYIT	6	4
295	A	NYIT	16	4

A  
l  
b  
a  
n  
y  
(  
N  
Y  
)

A  
l  
b  
a  
n  
y  
(  
N  
Y  
)



Average RPI Win: 254		WON-LOST	WINNING	LAST 15	STRENGTH OF		OPP. STRENGTH	TEAM	ADJ		CONF.	ADJ CONF.	
Average RPI Loss: 184		RECORD	PCT. RANK	GAMES	SCHEDULE		OF SCHEDULE	RPI	RPI		RPI	RPI	
DIV. I ONLY		19-22-0	.46341	178	7-8-0		237	288	232	.45364	231	30	30
DIV. I NON-CONF.		9-12-0	.42857	190	2-0-0		265	295	249	.43614	242	30	30
TOTALS		RPI 1-25	RPI 26-50		W-L RECORDS		RPI 51-100		RPI 101-150		RPI 150+		
19-22-0	0-0-0	0-1-0		OVERALL		0-4-0		0-1-0		19-16-0			
8-6-0	0-0-0	0-0-0		HOME		0-0-0		0-0-0		8-6-0			
11-15-0	0-0-0	0-1-0		AWAY		0-4-0		0-1-0		11-9-0			
0-1-0	0-0-0	0-0-0		NEUTRAL		0-0-0		0-0-0		0-1-0			
9-12-0	0-0-0	0-1-0		NON-CONFERENCE		0-0-0		0-1-0		9-10-0			
1-1-0	0-0-0	0-0-0		HOME		0-0-0		0-0-0		1-1-0			
8-10-0	0-0-0	0-0-		AWAY		0-0-0		0-1-0		8-8-0			
0-1-0	0-0-0	0-0-0		NEUTRAL		0-0-0		0-0-0		0-1-0			
10-10-0	0-0-0	0-0-0		CONFERENCE		0-4-0		0-0-0		10-6-0			
7-5-0	0-0-0	0-0-0		HOME		0-0-0		0-0-0		7-5-0			
3-5-0	0-0-0	0-0-0		AWAY		0-4-0		0-0-0		3-1-0			
0-0-0	0-0-0	0-0-0		NEUTRAL		0-0-0		0-0-0		0-0-0			
RPI S	Opponent	Score	RPI S	Opponent	Score	RPI S	Opponent	Score	RPI S	Opponent	Score		
			40 A	Wake Forest	7 12	61 A	Utah Valley	0 14	105 A	Seton Hall	0 3		
						61 A	Utah Valley	7 11	161 A	Presbyterian	1 6		
						61 A	Utah Valley	2 12	161 A	Presbyterian	1 7		
						61 A	Utah Valley	3 6	161 A	Presbyterian	3 4		
									203 H	Tex.-Pan American	3 5		
									203 H	Tex.-Pan American	1 2		
									203 H	Tex.-Pan American	4 3		
									203 H	Tex.-Pan American	0 1		
									218 N	Maine	2 3		
									227 A	Fairleigh Dickinson	12 5		
									228 A	Delaware St.	2 3		
									228 A	Delaware St.	18 4		
									228 A	Delaware St.	4 2		
									234 A	Houston Baptist	9 1		
									234 A	Houston Baptist	1 6		
									234 A	Houston Baptist	13 1		
									234 A	Houston Baptist	10 3		
									236 A	Rider	2 1		
									243 A	Saint Peter's	2 5		
									243 H	Saint Peter's	4 5		
									243 H	Saint Peter's	11 0		
									255 A	Wagner	4 3		
						203 H	Tex.-Pan American	1 2	277 H	North Dakota	8 7		
						203 H	Tex.-Pan American	4 3	277 H	North Dakota	5 2		
						203 H	Tex.-Pan American	0 1	277 H	North Dakota	7 5		
						203 H	Tex.-Pan American	3 5	277 H	North Dakota	3 6		
						255 A	Wagner	4 3	279 H	Northern Colo.	6 11		
LAST 15 GAMES						61 A	Utah Valley	3 6	277 H	North Dakota	5 2		
						61 A	Utah Valley	0 14	277 H	North Dakota	7 5		
						227 A	Fairleigh Dickinson	12 5	277 H	North Dakota	3 6		
									279 H	Northern Colo.	6 11		

Non-Div. I Games:

NJIT



61	A	Utah Valley	7	11
61	A	Utah Valley	2	12

RPI	S	Opponent	Score	
279	H	Northern Colo.	11	4
279	H	Northern Colo.	7	6
279	H	Northern Colo.	8	2
280	A	Hartford	2	3
280	A	Hartford	9	6
280	A	Hartford	10	11
281	A	N.C. Central	17	15
281	A	N.C. Central	15	2
281	A	N.C. Central	5	8



Average RPI Win:		200	WON-LOST RECORD		WINNING PCT. RANK	LAST 15 GAMES	STRENGTH OF SCHEDULE		OPP. STRENGTH OF SCHEDULE	TEAM RPI	ADJ RPI	CONF. RPI	ADJ CONF. RPI
Average RPI Loss:		126	14-31-0		.31111 268	7-8-0	111		206	229	.45337 232	20	20
DIV. I ONLY			6-18-0		.25 268	1-2-0	26		193	206	.46655 209	19	19
DIV. I NON-CONF.													
TOTALS		RPI 1-25	RPI 26-50		W-L RECORDS		RPI 51-100		RPI 101-150		RPI 150+		
14-31-0		0-3-0	0-4-0		OVERALL		0-3-0		4-11-0		10-10-0		
8-13-0		0-0-0	0-1-0		HOME		0-3-0		3-6-0		5-3-0		
6-18-0		0-3-0	0-3-0		AWAY		0-0-0		1-5-0		5-7-0		
0-0-0		0-0-0	0-0-0		NEUTRAL		0-0-0		0-0-0		0-0-0		
6-18-0		0-3-0	0-4-0		NON-CONFERENCE		0-3-0		3-6-0		3-2-0		
5-7-0		0-0-0	0-1-0		HOME		0-3-0		2-1-0		3-2-0		
1-11-0		0-3-0	0-0-		AWAY		0-0-0		1-5-0		0-0-0		
0-0-0		0-0-0	0-0-0		NEUTRAL		0-0-0		0-0-0		0-0-0		
8-13-0		0-0-0	0-0-0		CONFERENCE		0-0-0		1-5-0		7-8-0		
3-6-0		0-0-0	0-0-0		HOME		0-0-0		1-5-0		2-1-0		
5-7-0		0-0-0	0-0-0		AWAY		0-0-0		0-0-0		5-7-0		
0-0-0		0-0-0	0-0-0		NEUTRAL		0-0-0		0-0-0		0-0-0		
RPI S	Opponent	Score	RPI S	Opponent	Score	RPI S	Opponent	Score	RPI S	Opponent	Score		
22 A	Dallas Baptist	6 7	27 A	New Mexico St.	1 9	57 H	Illinois St.	11 13	111 A	Southern Ill.	5 9		
22 A	Dallas Baptist	1 3	27 A	New Mexico St.	7 23	57 H	Illinois St.	4 14	111 H	Southern Ill.	4 1		
22 A	Dallas Baptist	2 3	27 A	New Mexico St.	6 8	57 H	Illinois St.	2 8	114 A	Wright St.	10 7		
			34 H	Missouri St.	1 8				114 A	Wright St.	0 2		
									114 A	Wright St.	5 6		
									138 A	Saint Louis	0 4		
									138 H	Saint Louis	11 22		
									140 A	Arkansas St.	5 10		
									140 H	Arkansas St.	5 3		
									144 H	Austin Peay	2 5		
									144 H	Austin Peay	5 8		
									144 H	Austin Peay	7 11		
									149 H	Eastern Ky.	1 9		
									149 H	Eastern Ky.	9 7		
									149 H	Eastern Ky.	6 9		
									162 A	Eastern Ill.	0 10		
									162 A	Eastern Ill.	12 5		
									162 A	Eastern Ill.	1 5		
									189 A	Morehead St.	9 4		
									189 A	Morehead St.	2 7		
									189 A	Morehead St.	14 16		
									195 A	Jacksonville St.	3 4		
									195 A	Jacksonville St.	7 8		
									195 A	Jacksonville St.	5 3		
									205 H	UALR	2 16		
									205 H	UALR	10 7		
									211 H	Tennessee Tech	3 8		
			LAST 15 GAMES										
			195 A	Jacksonville St.	7 8	111 A	Southern Ill.	5 9					
			195 A	Jacksonville St.	3 4	211 H	Tennessee Tech	3 1					
			195 A	Jacksonville St.	5 3	211 H	Tennessee Tech	3 8					
			138 A	Saint Louis	0 4								
			266 A	UT Martin	14 2								
Non-Div. I Games:		Harris-Stowe	8	6	Mid-Continent	9	10	Hannibal-La Grange	13	6	Hannibal-La Grange	6	5
												Southeast Mo. St.	



266	A	UT Martin	13	1
266	A	UT Martin	4	5

RPI	S	Opponent	Score	
211	H	Tennessee Tech	3	1
211	H	Tennessee Tech	9	6
266	A	UT Martin	14	2
266	A	UT Martin	4	5
266	A	UT Martin	13	1
287	H	IPFW	26	7
287	H	IPFW	4	6
287	H	IPFW	7	1



H  
a  
r  
v  
a  
r  
d

Harvard



Harvard

282	H	Brown	6	5
282	H	Brown	7	4

Through Games Of Sunday, May 6

RPI	S	Opponent	Score	
282	H	Brown	7	4
282	H	Brown	4	2
282	H	Brown	6	5

Harvard

H  
a  
r  
v  
a  
r  
d

H  
a  
r  
v  
a  
r  
d



Average RPI Win:	238	WON-LOST RECORD	WINNING PCT. RANK	LAST 15 GAMES	STRENGTH OF SCHEDULE	OPP. STRENGTH OF SCHEDULE	TEAM RPI	ADJ RPI	CONF. RPI	ADJ CONF. RPI		
DIV. I ONLY		18-28-0	.3913	230	5-10-0	207	239	237	.45173	234	30	30
DIV. I NON-CONF.		8-18-0	.30769	250	0-2-0	86	90	207	.4718	204	30	30
<hr/>												
TOTALS	RPI 1-25	RPI 26-50		W-L RECORDS		RPI 51-100		RPI 101-150		RPI 150+		
18-28-0	0-4-0	1-2-0		OVERALL		1-9-0		0-2-0		16-11-0		
8-9-0	0-0-0	0-0-0		HOME		0-4-0		0-0-0		8-5-0		
7-16-0	0-4-0	0-2-0		AWAY		1-4-0		0-1-0		6-5-0		
3-3-0	0-0-0	1-0-0		NEUTRAL		0-1-0		0-1-0		2-1-0		
8-18-0	0-4-0	1-2-0		NON-CONFERENCE		1-5-0		0-2-0		6-5-0		
3-2-0	0-0-0	0-0-0		HOME		0-0-0		0-0-0		3-2-0		
2-13-0	0-4-0	0-0-		AWAY		1-4-0		0-1-0		1-2-0		
3-3-0	0-0-0	1-0-0		NEUTRAL		0-1-0		0-1-0		2-1-0		
10-10-0	0-0-0	0-0-0		CONFERENCE		0-4-0		0-0-0		10-6-0		
5-7-0	0-0-0	0-0-0		HOME		0-4-0		0-0-0		5-3-0		
5-3-0	0-0-0	0-0-0		AWAY		0-0-0		0-0-0		5-3-0		
0-0-0	0-0-0	0-0-0		NEUTRAL		0-0-0		0-0-0		0-0-0		
RPI S	Opponent	Score	RPI S	Opponent	Score	RPI S	Opponent	Score	RPI S	Opponent	Score	
17 A	Texas A&M	2 7	34 N	Missouri St.	11 5	51 A	Texas	0 2	104 N	Notre Dame	3 7	
22 A	Dallas Baptist	1 11	48 A	Sam Houston St.	3 8	56 N	Indiana St.	3 4	125 A	Lamar	5 6	
22 A	Dallas Baptist	0 4	48 A	Sam Houston St.	8 9	58 A	Texas-Arlington	2 12	151 A	UTSA	1 11	
22 A	Dallas Baptist	0 12				58 A	Texas-Arlington	1 2	151 H	UTSA	6 9	
						58 A	Texas-Arlington	3 6	175 N	Kansas	2 3	
						58 A	Texas-Arlington	15 1	175 N	Stephen F. Austin	6 5	
						61 H	Utah Valley	5 6	175 N	Kansas	7 4	
						61 H	Utah Valley	5 7	217 H	McNeese St.	7 8	
						61 H	Utah Valley	8 14	217 H	McNeese St.	4 3	
						61 H	Utah Valley	6 8	231 H	NJIT	3 10	
									231 H	NJIT	1 13	
									231 H	NJIT	6 1	
									231 H	NJIT	1 9	
									252 A	Prairie View	12 9	
									252 H	Prairie View	10 5	
									278 A	Texas Southern	4 5	
									278 H	Texas Southern	10 2	
									279 A	Northern Colo.	17 5	
									279 A	Northern Colo.	5 6	
									279 A	Northern Colo.	3 5	
									279 A	Northern Colo.	6 5	
									293 H	Chicago St.	14 9	
									293 H	Chicago St.	5 1	
									293 H	Chicago St.	8 4	
									293 H	Chicago St.	11 1	
									295 A	NYIT	6 4	
									295 A	NYIT	2 1	
			LAST 15 GAMES									
			61 H	Utah Valley	6 8	295 A	NYIT	6 4				
			61 H	Utah Valley	8 14	48 A	Sam Houston St.	3 8				
			61 H	Utah Valley	5 7	279 A	Northern Colo.	5 6				
			61 H	Utah Valley	5 6							
			295 A	NYIT	2 1							

**Non-Div. I Games:**

Houston Baptist



295	A	NYIT	3	10
295	A	NYIT	2	1

RPI	S	Opponent	Score	
295	A	NYIT	2	1
295	A	NYIT	3	10

Houston Baptist

H  
o  
u  
s  
t  
o  
n  
B  
a  
p  
t  
i  
s  
t

H  
o  
u  
s  
t  
o  
n  
B  
a  
p  
t  
i  
s  
t



Average RPI Win: 191		WON-LOST	WINNING	LAST 15	STRENGTH OF		OPP. STRENGTH	TEAM	ADJ	CONF.	ADJ CONF.				
Average RPI Loss: 179		RECORD	PCT. RANK	GAMES	SCHEDULE		OF SCHEDULE	RPI	RPI	RPI	RPI				
DIV. I ONLY		16-27-0	.37209	246	8-7-0		182	247	234	.45141	235	23	23		
DIV. I NON-CONF.		8-14-0	.36364	230	2-1-0		171	240	223	.45838	220	23	23		
<hr/>															
TOTALS		RPI 1-25		RPI 26-50		W-L RECORDS		RPI 51-100		RPI 101-150		RPI 150+			
16-27-0		0-0-0		0-1-0		OVERALL		0-4-0		5-4-0		11-18-0			
7-3-0		0-0-0		0-0-0		HOME		0-0-0		2-1-0		5-2-0			
7-16-0		0-0-0		0-1-0		AWAY		0-4-0		3-1-0		4-10-0			
2-8-0		0-0-0		0-0-0		NEUTRAL		0-0-0		0-2-0		2-6-0			
<hr/>															
8-14-0		0-0-0		0-1-0		NON-CONFERENCE		0-4-0		3-3-0		5-6-0			
1-0-0		0-0-0		0-0-0		HOME		0-0-0		0-0-0		1-0-0			
5-6-0		0-0-0		0-0-		AWAY		0-4-0		3-1-0		2-0-0			
2-8-0		0-0-0		0-0-0		NEUTRAL		0-0-0		0-2-0		2-6-0			
<hr/>															
8-13-0		0-0-0		0-0-0		CONFERENCE		0-0-0		2-1-0		6-12-0			
6-3-0		0-0-0		0-0-0		HOME		0-0-0		2-1-0		4-2-0			
2-10-0		0-0-0		0-0-0		AWAY		0-0-0		0-0-0		2-10-0			
0-0-0		0-0-0		0-0-0		NEUTRAL		0-0-0		0-0-0		0-0-0			
<hr/>															
RPI	S	Opponent	Score	RPI	S	Opponent	Score	RPI	S	Opponent	Score	RPI	S	Opponent	Score
				44	A	Michigan St.	3 13	62	A	Ohio St.	4 8	101	N	Bradley	4 12
								83	A	Oklahoma St.	2 6	114	A	Wright St.	8 6
								83	A	Oklahoma St.	2 7	117	H	Kent St.	20 31
								83	A	Oklahoma St.	3 13	117	H	Kent St.	6 5
												117	H	Kent St.	9 6
												138	N	Saint Louis	1 6
												149	A	Eastern Ky.	8 10
												149	A	Eastern Ky.	8 4
												149	A	Eastern Ky.	22 2
												175	N	Kansas	1 3
												181	A	Miami (OH)	7 2
												181	A	Miami (OH)	0 7
												181	A	Miami (OH)	2 5
												192	H	Central Mich.	0 4
												192	H	Central Mich.	5 4
												192	H	Central Mich.	12 8
												199	A	Eastern Mich.	0 6
												199	A	Eastern Mich.	3 10
												199	A	Eastern Mich.	9 3
												212	N	Northeastern	3 4
												212	N	Northeastern	2 5
												214	A	Dayton	5 2
												214	H	Dayton	3 2
												215	A	Western Mich.	3 4
												215	A	Western Mich.	0 1
												215	A	Western Mich.	3 10
												218	N	Maine	1 6
<hr/>															
Non-Div. I Games:		Defiance	10	2	Malone	24	11	Shawnee St.	6	3	Bowling Green				



Bowling Green

244	H	Ohio	4	3
62	A	Ohio St.	4	8

Through Games Of Sunday, May 6

RPI	S	Opponent	Score	
219	A	Michigan	2	1
223	N	Georgetown	4	3
244	H	Ohio	4	3
244	H	Ohio	8	7
244	H	Ohio	0	11
246	N	Penn	2	13
270	A	Akron	3	4
270	A	Akron	0	3
270	A	Akron	1	2
272	N	Yale	9	11
284	N	Mt. St. Mary's	12	4

Bowling Green

B  
o  
w  
l  
i  
n  
g  
G  
r  
e  
e  
n

B  
o  
w  
l  
i  
n  
g  
G  
r  
e  
e  
n



Average RPI Win: 228		WON-LOST	WINNING	LAST 15	STRENGTH OF	OPP. STRENGTH	TEAM	ADJ	CONF.	ADJ CONF.					
Average RPI Loss: 169		RECORD	PCT. RANK	GAMES	SCHEDULE	OF SCHEDULE	RPI	RPI	RPI	RPI					
DIV. I ONLY		18-28-0	.3913	230	9-6-0	200	249	236	.44964	236	25	24			
DIV. I NON-CONF.		7-18-0	.28	260	2-1-0	180	260	255	.43254	250	25	24			
<hr/>															
TOTALS		RPI 1-25		RPI 26-50		W-L RECORDS		RPI 51-100		RPI 101-150		RPI 150+			
18-28-0		0-0-0		0-4-0		OVERALL		0-3-0		1-2-0		17-19-0			
8-8-0		0-0-0		0-0-0		HOME		0-0-0		1-2-0		7-6-0			
10-20-0		0-0-0		0-4-0		AWAY		0-3-0		0-0-0		10-13-0			
0-0-0		0-0-0		0-0-0		NEUTRAL		0-0-0		0-0-0		0-0-0			
7-18-0		0-0-0		0-4-0		NON-CONFERENCE		0-3-0		1-2-0		6-9-0			
1-3-0		0-0-0		0-0-0		HOME		0-0-0		1-2-0		0-1-0			
6-15-0		0-0-0		0-0-		AWAY		0-3-0		0-0-0		6-8-0			
0-0-0		0-0-0		0-0-0		NEUTRAL		0-0-0		0-0-0		0-0-0			
11-10-0		0-0-0		0-0-0		CONFERENCE		0-0-0		0-0-0		11-10-0			
7-5-0		0-0-0		0-0-0		HOME		0-0-0		0-0-0		7-5-0			
4-5-0		0-0-0		0-0-0		AWAY		0-0-0		0-0-0		4-5-0			
0-0-0		0-0-0		0-0-0		NEUTRAL		0-0-0		0-0-0		0-0-0			
RPI	S	Opponent	Score	RPI	S	Opponent	Score	RPI	S	Opponent	Score				
				29	A	Appalachian St.	3 6	84	A	Campbell	10 13	105	H	Seton Hall	6 7
				29	A	Appalachian St.	4 15	84	A	Campbell	3 9	110	H	George Mason	1 12
				29	A	Appalachian St.	4 22	89	A	Rutgers	0 5	135	H	Princeton	10 9
				29	A	Appalachian St.	4 10					153	A	Monmouth	5 6
												171	H	Marist	0 13
												171	H	Marist	9 6
												171	H	Marist	3 4
												185	H	Manhattan	11 9
												185	H	Manhattan	3 1
												185	H	Manhattan	4 13
												201	A	Winthrop	2 5
												201	A	Winthrop	0 4
												201	A	Winthrop	2 5
												204	H	Siena	8 5
												204	H	Siena	2 3
												204	H	Siena	2 1
												209	A	Canisius	5 6
												209	A	Canisius	8 14
												209	A	Canisius	7 8
												210	A	Saint Joseph's	7 5
												222	A	Charleston So.	7 12
												222	A	Charleston So.	4 3
												222	A	Charleston So.	5 1
												231	H	NJIT	1 2
												243	A	Saint Peter's	8 4
												243	A	Saint Peter's	0 8
												243	A	Saint Peter's	4 3
<hr/>															
LAST 15 GAMES															
				204	H	Siena	2 3	210	A	Saint Joseph's	7 5				
				204	H	Siena	8 5	171	H	Marist	0 13				
				204	H	Siena	2 1	171	H	Marist	3 4				
				243	A	Saint Peter's	8 4								
				243	A	Saint Peter's	4 3								

Non-Div. I Games:

Rider



Rider

243	A	Saint Peter's	0	8
135	H	Princeton	10	9

Through Games Of Sunday, May 6

RPI	S	Opponent	Score	
250	A	Fairfield	1	3
250	A	Fairfield	5	3
250	A	Fairfield	11	1
257	H	Niagara	3	2
257	H	Niagara	9	4
257	H	Niagara	3	4
271	A	Lafayette	3	6
276	A	LIU Brooklyn	8	10
286	A	Norfolk St.	0	1
286	A	Norfolk St.	5	3
286	A	Norfolk St.	11	2
286	A	Norfolk St.	2	1

Rider

R  
i  
d  
e  
r

R  
i  
d  
e  
r



Average RPI Win: 229		WON-LOST	WINNING	LAST 15	STRENGTH OF	OPP. STRENGTH	TEAM	ADJ	CONF.	ADJ CONF.							
Average RPI Loss: 161		RECORD	PCT. RANK	GAMES	SCHEDULE	OF SCHEDULE	RPI	RPI	RPI	RPI							
DIV. I ONLY		18-28-0	.3913	230	3-12-0	212	231	238	.44941	237	21	21					
DIV. I NON-CONF.		12-14-0	.46154	164	1-5-0	221	251	210	.46631	210	22	22					
<hr/>																	
TOTALS		RPI 1-25		RPI 26-50		W-L RECORDS		RPI 51-100		RPI 101-150		RPI 150+					
18-28-0		0-3-0		0-0-0		OVERALL		0-2-0		1-5-0		17-18-0					
7-9-0		0-0-0		0-0-0		HOME		0-0-0		0-3-0		7-6-0					
10-19-0		0-3-0		0-0-0		AWAY		0-2-0		1-2-0		9-12-0					
1-0-0		0-0-0		0-0-0		NEUTRAL		0-0-0		0-0-0		1-0-0					
12-14-0		0-3-0		0-0-0		NON-CONFERENCE		0-2-0		1-2-0		11-7-0					
5-1-0		0-0-0		0-0-0		HOME		0-0-0		0-0-0		5-1-0					
6-13-0		0-3-0		0-0-		AWAY		0-2-0		1-2-0		5-6-0					
1-0-0		0-0-0		0-0-0		NEUTRAL		0-0-0		0-0-0		1-0-0					
6-14-0		0-0-0		0-0-0		CONFERENCE		0-0-0		0-3-0		6-11-0					
2-8-0		0-0-0		0-0-0		HOME		0-0-0		0-3-0		2-5-0					
4-6-0		0-0-0		0-0-0		AWAY		0-0-0		0-0-0		4-6-0					
0-0-0		0-0-0		0-0-0		NEUTRAL		0-0-0		0-0-0		0-0-0					
RPI	S	Opponent		Score		RPI	S	Opponent		Score		RPI	S	Opponent		Score	
25	A	San Diego		1	4							138	H	Saint Louis		3	11
25	A	San Diego		3	5							138	H	Saint Louis		3	8
25	A	San Diego		0	2							138	H	Saint Louis		2	5
												146	A	East Tenn. St.		6	3
												146	A	East Tenn. St.		6	9
												146	A	East Tenn. St.		3	15
												155	H	Xavier		1	5
												155	H	Xavier		3	1
												155	H	Xavier		3	4
												156	A	Villanova		5	7
												156	H	Villanova		5	4
												167	A	Gardner-Webb		5	6
												167	A	Gardner-Webb		11	3
												167	A	Gardner-Webb		3	9
												168	A	Massachusetts		1	2
												168	A	Massachusetts		4	5
												168	A	Massachusetts		1	2
												183	A	Davidson		3	4
												206	H	Richmond		1	2
												206	H	Richmond		5	7
												206	H	Richmond		5	2
												208	A	Fordham		1	3
												208	A	Fordham		0	5
												208	A	Fordham		2	1
												226	A	George Washington		4	6
												226	A	George Washington		2	1
												226	A	George Washington		7	4
<hr/>																	
LAST 15 GAMES																	
						155	H	Xavier		3	4	208	A	Fordham		2	1
						155	H	Xavier		3	1	208	A	Fordham		1	3
						155	H	Xavier		1	5	208	A	Fordham		0	5
						138	H	Saint Louis		3	8						
						138	H	Saint Louis		3	11						

Non-Div. I Games:

La Salle



138	H	Saint Louis	2	5
228	A	Delaware St.	2	7

RPI	S	Opponent	Score	
228	A	Delaware St.	2	7
243	H	Saint Peter's	3	2
246	A	Penn	11	4
246	H	Penn	4	9
247	N	Bucknell	3	1
249	A	Temple	9	7
249	H	Temple	3	6
265	H	Buffalo	7	6
271	A	Lafayette	11	2
271	H	Lafayette	11	1
275	A	N.C. A&T	4	9
275	A	N.C. A&T	5	3
275	A	N.C. A&T	8	6
295	H	NYIT	7	6



Average RPI Win:	240	WON-LOST RECORD	WINNING PCT. RANK	LAST 15 GAMES	STRENGTH OF SCHEDULE	OPP. STRENGTH OF SCHEDULE	TEAM RPI	ADJ RPI	CONF. RPI	ADJ CONF. RPI	
Average RPI Loss:	145										
DIV. I ONLY		18-26-0	.40909 218	11-3-0	240	229	239	.44848 238	28	28	
DIV. I NON-CONF.		8-23-0	.25806 267	3-2-0	209	207	265	.42361 262	28	28	
<hr/>											
TOTALS	RPI 1-25	RPI 26-50		W-L RECORDS	RPI 51-100		RPI 101-150		RPI 150+		
18-26-0	0-0-0	0-10-0		OVERALL	0-0-0		2-2-0		16-14-0		
12-1-0	0-0-0	0-0-0		HOME	0-0-0		0-0-0		12-1-0		
5-24-0	0-0-0	0-10-0		AWAY	0-0-0		2-2-0		3-12-0		
1-1-0	0-0-0	0-0-0		NEUTRAL	0-0-0		0-0-0		1-1-0		
<hr/>											
8-23-0	0-0-0	0-10-0		NON-CONFERENCE	0-0-0		0-0-0		8-13-0		
5-0-0	0-0-0	0-0-0		HOME	0-0-0		0-0-0		5-0-0		
2-22-0	0-0-0	0-0-		AWAY	0-0-0		0-0-0		2-12-0		
1-1-0	0-0-0	0-0-0		NEUTRAL	0-0-0		0-0-0		1-1-0		
<hr/>											
10-3-0	0-0-0	0-0-0		CONFERENCE	0-0-0		2-2-0		8-1-0		
7-1-0	0-0-0	0-0-0		HOME	0-0-0		0-0-0		7-1-0		
3-2-0	0-0-0	0-0-0		AWAY	0-0-0		2-2-0		1-0-0		
0-0-0	0-0-0	0-0-0		NEUTRAL	0-0-0		0-0-0		0-0-0		
<hr/>											
RPI S	Opponent	Score	RPI S	Opponent	Score	RPI S	Opponent	Score	RPI S	Opponent	Score
			29 A	Appalachian St.	8 13				112 A	Oral Roberts	5 13
			29 A	Appalachian St.	5 10				112 A	Oral Roberts	2 0
			29 A	Appalachian St.	5 14				112 A	Oral Roberts	4 1
			43 A	Louisville	4 7				112 A	Oral Roberts	6 8
			43 A	Louisville	7 10				190 A	Toledo	2 3
			43 A	Louisville	3 6				192 A	Central Mich.	4 15
			44 A	Michigan St.	1 10				192 H	Central Mich.	11 8
			44 A	Michigan St.	2 11				209 N	Canisius	3 5
			44 A	Michigan St.	1 2				209 N	Canisius	1 0
			47 A	Vanderbilt	4 11				214 A	Dayton	7 8
									214 A	Dayton	5 11
									215 A	Western Mich.	2 3
									215 H	Western Mich.	4 3
									219 A	Michigan	1 6
									229 A	Cincinnati	6 5
									229 A	Cincinnati	4 5
									229 A	Cincinnati	2 4
									229 A	Cincinnati	4 5
									240 A	Northwestern	0 6
									244 A	Ohio	6 7
									244 A	Ohio	8 9
									244 A	Ohio	9 2
									262 H	Western Ill.	3 2
									262 H	Western Ill.	11 10
									262 H	Western Ill.	6 4
									262 H	Western Ill.	8 1
									273 A	South Dakota St.	4 2
									274 H	Neb. Omaha	4 3
									274 H	Neb. Omaha	4 1
									192 A	Central Mich.	4 15
									262 H	Western Ill.	6 4
									262 H	Western Ill.	8 1
									262 H	Western Ill.	11 10

Non-Div. I Games: Olivet 23 7

Oakland



262	H	Western Ill.	3	2
274	H	Neb. Omaha	5	4

RPI	S	Opponent	Score	
274	H	Neb. Omaha	4	3
274	H	Neb. Omaha	4	1
274	H	Neb. Omaha	5	4
287	H	IPFW	11	6
287	H	IPFW	7	4
287	H	IPFW	3	6
287	H	IPFW	7	5

Oakland

O  
a  
k  
l  
a  
n  
d

O  
a  
k  
l  
a  
n  
d



Average RPI Win: 192		WON-LOST RECORD		WINNING PCT. RANK		LAST 15 GAMES		STRENGTH OF SCHEDULE		OPP. STRENGTH OF SCHEDULE		TEAM RPI		ADJ RPI		CONF. RPI		ADJ CONF. RPI					
DIV. I ONLY		11-34-0		.24444 284		2-13-0		129		111		245		.44689 239		12		11					
DIV. I NON-CONF.		10-20-0		.33333 239		1-2-0		159		121		219		.46203 217		8		8					
TOTALS		RPI 1-25		RPI 26-50		W-L RECORDS		RPI 51-100		RPI 101-150		RPI 150+											
11-34-0		0-7-0		1-3-0		OVERALL		1-10-0		1-5-0		8-9-0											
7-12-0		0-4-0		0-0-0		HOME		1-1-0		1-3-0		5-4-0											
4-21-0		0-3-0		1-2-0		AWAY		0-9-0		0-2-0		3-5-0											
0-1-0		0-0-0		0-1-0		NEUTRAL		0-0-0		0-0-0		0-0-0											
10-20-0		0-4-0		1-3-0		NON-CONFERENCE		1-4-0		1-2-0		7-7-0											
7-6-0		0-1-0		0-0-0		HOME		1-1-0		1-0-0		5-4-0											
3-13-0		0-3-0		1-0-		AWAY		0-3-0		0-2-0		2-3-0											
0-1-0		0-0-0		0-1-0		NEUTRAL		0-0-0		0-0-0		0-0-0											
1-14-0		0-3-0		0-0-0		CONFERENCE		0-6-0		0-3-0		1-2-0											
0-6-0		0-3-0		0-0-0		HOME		0-0-0		0-3-0		0-0-0											
1-8-0		0-0-0		0-0-0		AWAY		0-6-0		0-0-0		1-2-0											
0-0-0		0-0-0		0-0-0		NEUTRAL		0-0-0		0-0-0		0-0-0											
RPI	S	Opponent		Score		RPI	S	Opponent		Score		RPI	S	Opponent		Score		RPI	S	Opponent		Score	
14	H	Cal St. Fullerton		4	21	28	N	Oregon St.		7	10	59	A	UC Irvine		0	6	113	A	Sacramento St.		3	6
14	H	Cal St. Fullerton		2	5	36	A	Gonzaga		0	2	59	A	UC Irvine		4	7	113	H	Sacramento St.		13	10
14	H	Cal St. Fullerton		0	10	36	A	Gonzaga		4	2	59	A	UC Irvine		4	5	120	A	San Francisco		2	10
15	A	Stanford		3	8	36	A	Gonzaga		4	6	75	A	California		3	9	136	H	UC Santa Barbara		2	9
15	H	Stanford		7	9							75	A	California		1	9	136	H	UC Santa Barbara		2	6
25	A	San Diego		1	6							75	H	California		3	6	136	H	UC Santa Barbara		5	6
25	A	San Diego		3	4							76	A	Cal Poly		1	7	158	A	San Diego St.		4	5
												76	A	Cal Poly		4	15	160	A	Kansas St.		3	9
												76	A	Cal Poly		4	6	160	A	Kansas St.		7	2
												81	A	Nevada		4	15	160	A	Kansas St.		1	12
												81	H	Nevada		6	5	193	A	San Jose St.		7	0
																		193	H	San Jose St.		0	3
																		193	H	San Jose St.		2	6
																		197	A	UC Davis		7	9
																		197	A	UC Davis		1	0
																		197	A	UC Davis		0	1
																		200	H	Creighton		2	12
																		200	H	Creighton		9	3
																		200	H	Creighton		9	11
																		282	H	Brown		11	4
																		282	H	Brown		5	4
																		282	H	Brown		10	0
																		282	H	Brown		16	6
LAST 15 GAMES																							
14	H	Cal St. Fullerton		0	10	136	H	UC Santa Barbara		2	6	136	H	UC Santa Barbara		2	9						
14	H	Cal St. Fullerton		4	21	136	H	UC Santa Barbara		2	9												
14	H	Cal St. Fullerton		2	5	136	H	UC Santa Barbara		5	6												
76	A	Cal Poly		4	6																		
76	A	Cal Poly		4	15																		

Non-Div. I Games:

Pacific



76	A	Cal Poly	1	7
81	A	Nevada	4	15

P  
a  
c  
i  
f  
i  
c

P  
a  
c  
i  
f  
i  
c



Average RPI Win:		214	WON-LOST RECORD		WINNING PCT. RANK		LAST 15 GAMES		STRENGTH OF SCHEDULE		OPP. STRENGTH OF SCHEDULE		TEAM RPI		ADJ RPI		CONF. RPI		ADJ CONF. RPI	
DIV. I ONLY			16-28-0		.36364 253		6-9-0		214		172		240		.44601 240		11		12	
DIV. I NON-CONF.			11-12-0		.47826 150		4-0-0		288		258		247		.4356 244		13		13	
TOTALS		RPI 1-25		RPI 26-50		W-L RECORDS		RPI 51-100		RPI 101-150		RPI 150+								
16-28-0		0-3-0		0-0-0		OVERALL		2-7-0		0-7-0		14-11-0								
5-7-0		0-3-0		0-0-0		HOME		2-4-0		0-0-0		3-0-0								
4-14-0		0-0-0		0-0-0		AWAY		0-3-0		0-6-0		4-5-0								
7-7-0		0-0-0		0-0-0		NEUTRAL		0-0-0		0-1-0		7-6-0								
11-12-0		0-0-0		0-0-0		NON-CONFERENCE		0-0-0		0-4-0		11-8-0								
3-0-0		0-0-0		0-0-0		HOME		0-0-0		0-0-0		3-0-0								
1-5-0		0-0-0		0-0-		AWAY		0-0-0		0-3-0		1-2-0								
7-7-0		0-0-0		0-0-0		NEUTRAL		0-0-0		0-1-0		7-6-0								
5-16-0		0-3-0		0-0-0		CONFERENCE		2-7-0		0-3-0		3-3-0								
2-7-0		0-3-0		0-0-0		HOME		2-4-0		0-0-0		0-0-0								
3-9-0		0-0-0		0-0-0		AWAY		0-3-0		0-3-0		3-3-0								
0-0-0		0-0-0		0-0-0		NEUTRAL		0-0-0		0-0-0		0-0-0								
RPI	S	Opponent		Score		RPI	S	Opponent		Score		RPI	S	Opponent		Score				
7	H	Purdue		0 7				62 A Ohio St.		1 7		105	N	Seton Hall		3 6				
7	H	Purdue		4 8				62 A Ohio St.		1 3		124	A	Cal St. Northridge		7 8				
7	H	Purdue		1 3				62 A Ohio St.		1 4		124	A	Cal St. Northridge		7 8				
								66 H Illinois		0 2		124	A	Cal St. Northridge		3 4				
								66 H Illinois		4 5		132	A	Minnesota		1 2				
								66 H Illinois		2 3		132	A	Minnesota		1 2				
								85 H Nebraska		8 4		132	A	Minnesota		0 6				
								85 H Nebraska		4 7		155	N	Xavier		3 2				
								85 H Nebraska		6 1		156	N	Villanova		3 6				
												162	N	Eastern Ill.		1 0				
												170	N	West Virginia		3 7				
												184	N	Pittsburgh		12 11				
												195	N	Jacksonville St.		5 6				
												215	N	Western Mich.		1 4				
												216	A	Iowa		2 3				
												216	A	Iowa		3 0				
												216	A	Iowa		1 3				
												219	A	Michigan		8 5				
												219	A	Michigan		4 5				
												219	A	Michigan		6 5				
												238	H	Oakland		6 0				
								LAST 15 GAMES				241	A	Ill.-Chicago		2 5				
								62 A Ohio St.		1 4		66	H	Illinois		0 2				
								62 A Ohio St.		1 7		293	H	Chicago St.		12 7				
								62 A Ohio St.		1 3		219	A	Michigan		4 5				
								238 H Oakland		6 0				242 H Milwaukee		4 3				
								248 N Northern Ill.		2 1				247 N Bucknell		6 10				
												248	N	Northern Ill.		2 1				

Non-Div. I Games: St. Xavier 3 9

Northwestern



66	H	Illinois	2	3
66	H	Illinois	4	5

RPI	S	Opponent	Score	
254	N	Navy	5	6
274	N	Neb. Omaha	3	1
276	N	LIU Brooklyn	9	4
293	H	Chicago St.	12	7
293	N	Chicago St.	14	6

N  
o  
r  
t  
h  
w  
e  
s  
t  
e  
r  
n

N  
o  
r  
t  
h  
w  
e  
s  
t  
e  
r  
n

Northwestern



Average RPI Win: 197		WON-LOST	WINNING	LAST 15	STRENGTH OF		OPP. STRENGTH	TEAM	ADJ	CONF.	ADJ CONF.
Average RPI Loss: 146		RECORD	PCT. RANK	GAMES	SCHEDULE		OF SCHEDULE	RPI	RPI	RPI	RPI
DIV. I ONLY		15-28-0	.34884	257	3-11-0		185	218	241	.44513	241
DIV. I NON-CONF.		6-14-0	.3	252	0-3-0		28	65	179	.48355	185
TOTALS		RPI 1-25	RPI 26-50		W-L RECORDS		RPI 51-100		RPI 101-150		RPI 150+
15-28-0		0-7-0	0-0-0		OVERALL		0-1-0		7-9-0		8-11-0
8-11-0		0-1-0	0-0-0		HOME		0-1-0		3-5-0		5-4-0
7-17-0		0-6-0	0-0-0		AWAY		0-0-0		4-4-0		3-7-0
0-0-0		0-0-0	0-0-0		NEUTRAL		0-0-0		0-0-0		0-0-0
6-14-0		0-7-0	0-0-0		NON-CONFERENCE		0-1-0		4-3-0		2-3-0
3-5-0		0-1-0	0-0-0		HOME		0-1-0		1-1-0		2-2-0
3-9-0		0-6-0	0-0-0		AWAY		0-0-0		3-2-0		0-1-0
0-0-0		0-0-0	0-0-0		NEUTRAL		0-0-0		0-0-0		0-0-0
9-14-0		0-0-0	0-0-0		CONFERENCE		0-0-0		3-6-0		6-8-0
5-6-0		0-0-0	0-0-0		HOME		0-0-0		2-4-0		3-2-0
4-8-0		0-0-0	0-0-0		AWAY		0-0-0		1-2-0		3-6-0
0-0-0		0-0-0	0-0-0		NEUTRAL		0-0-0		0-0-0		0-0-0
RPI S	Opponent	Score	RPI S	Opponent	Score	RPI S	Opponent	Score	RPI S	Opponent	Score
7 H	Purdue	2 12				56 H	Indiana St.	7 8	101 A	Bradley	3 1
10 A	Kentucky	3 4							101 H	Bradley	4 9
10 A	Kentucky	0 20							104 H	Notre Dame	8 5
10 A	Kentucky	2 8							114 A	Wright St.	5 1
17 A	Texas A&M	0 10							114 A	Wright St.	7 13
17 A	Texas A&M	0 7							114 A	Wright St.	0 8
17 A	Texas A&M	2 9							114 H	Wright St.	0 2
									114 H	Wright St.	3 4
									114 H	Wright St.	3 2
									129 A	Santa Clara	7 6
									129 A	Santa Clara	12 1
									129 A	Santa Clara	3 9
									129 A	Santa Clara	7 12
									142 H	Valparaiso	2 3
									142 H	Valparaiso	7 8
									142 H	Valparaiso	3 2
									240 H	Northwestern	5 2
									240 H	Northwestern	14 6
									240 H	Northwestern	10 11
									242 A	Milwaukee	3 7
									242 A	Milwaukee	1 0
									242 A	Milwaukee	1 7
									242 H	Milwaukee	7 8
									242 H	Milwaukee	4 7
									248 A	Northern Ill.	6 8
									248 H	Northern Ill.	9 11
									268 A	Butler	8 9
			LAST 15 GAMES								
			242 H	Milwaukee	4 7	114 H	Wright St.	0 2			
			242 H	Milwaukee	7 8	114 H	Wright St.	3 2			
			248 H	Northern Ill.	9 11	7 H	Purdue	2 12			
			290 A	Youngstown St.	0 9						
			290 A	Youngstown St.	7 9						

Non-Div. I Games: Edgewood 7 1

Ill.-Chicago



290 A Youngstown St.	3	11
114 H Wright St.	3	4

RPI	S	Opponent	Score	
268	A	Butler	7	5
268	A	Butler	14	9
290	A	Youngstown St.	3	11
290	A	Youngstown St.	0	9
290	A	Youngstown St.	7	9
290	H	Youngstown St.	8	0
290	H	Youngstown St.	4	3
290	H	Youngstown St.	6	5

I  
l  
l  
.  
-  
C  
h  
i  
c  
a  
g  
o

I  
l  
l  
.  
-  
C  
h  
i  
c  
a  
g  
o



Average RPI Win: 229		WON-LOST	WINNING	LAST 15	STRENGTH OF		OPP. STRENGTH	TEAM	ADJ	CONF.	ADJ CONF.
Average RPI Loss: 149		RECORD	PCT. RANK	GAMES	SCHEDULE		OF SCHEDULE	RPI	RPI	RPI	RPI
DIV. I ONLY		17-24-0	.41463	213	7-7-0		254	218	246	.44442	242
DIV. I NON-CONF.		5-13-0	.27778	261	1-2-0		156	133	233	.44677	232
TOTALS		RPI 1-25	RPI 26-50		W-L RECORDS		RPI 51-100		RPI 101-150		RPI 150+
17-24-0		0-4-0	0-0-0		OVERALL		0-1-0		4-10-0		13-9-0
7-5-0		0-0-0	0-0-0		HOME		0-0-0		0-3-0		7-2-0
9-17-0		0-3-0	0-0-0		AWAY		0-0-0		3-7-0		6-7-0
1-2-0		0-1-0	0-0-0		NEUTRAL		0-1-0		1-0-0		0-0-0
5-13-0		0-4-0	0-0-0		NON-CONFERENCE		0-1-0		3-2-0		2-6-0
0-0-0		0-0-0	0-0-0		HOME		0-0-0		0-0-0		0-0-0
4-11-0		0-3-0	0-0-		AWAY		0-0-0		2-2-0		2-6-0
1-2-0		0-1-0	0-0-0		NEUTRAL		0-1-0		1-0-0		0-0-0
12-11-0		0-0-0	0-0-0		CONFERENCE		0-0-0		1-8-0		11-3-0
7-5-0		0-0-0	0-0-0		HOME		0-0-0		0-3-0		7-2-0
5-6-0		0-0-0	0-0-0		AWAY		0-0-0		1-5-0		4-1-0
0-0-0		0-0-0	0-0-0		NEUTRAL		0-0-0		0-0-0		0-0-0
RPI S	Opponent	Score		RPI S	Opponent	Score		RPI S	Opponent	Score	
23 A	East Carolina	0	4					76 N	Cal Poly	2	6
23 A	East Carolina	1	16						114 A Wright St.	3	8
23 A	East Carolina	3	6						114 A Wright St.	9	7
25 N	San Diego	1	4						114 A Wright St.	9	10
									120 N San Francisco	6	5
									132 A Minnesota	6	1
									132 A Minnesota	3	1
									132 A Minnesota	0	1
									132 A Minnesota	3	5
									142 A Valparaiso	0	7
									142 A Valparaiso	2	3
									142 A Valparaiso	0	1
									142 H Valparaiso	1	2
									142 H Valparaiso	3	9
									142 H Valparaiso	1	4
									158 A San Diego St.	4	7
									205 A UALR	10	5
									205 A UALR	3	10
									205 A UALR	5	12
									216 A Iowa	9	10
									240 A Northwestern	3	4
									241 A Ill.-Chicago	8	7
									241 A Ill.-Chicago	7	4
									241 H Ill.-Chicago	7	3
									241 H Ill.-Chicago	0	1
									241 H Ill.-Chicago	7	1
									248 A Northern Ill.	13	2
									248 A Northern Ill.	4	5
Non-Div. I Games: Cardinal Stritch				8	6	Wis. Lutheran				13	2

Milwaukee



142	H	Valparaiso	3	9
248	A	Northern Ill.	13	2

RPI	S	Opponent	Score	
268	H	Butler	14	2
268	H	Butler	2	3
268	H	Butler	16	4
290	A	Youngstown St.	3	4
290	A	Youngstown St.	7	2
290	A	Youngstown St.	5	4
290	H	Youngstown St.	8	1
290	H	Youngstown St.	3	2
290	H	Youngstown St.	5	2

M  
i  
l  
w  
a  
u  
k  
e  
e

M  
i  
l  
w  
a  
u  
k  
e  
e



Average RPI Win:	211	WON-LOST	WINNING	LAST 15	STRENGTH OF	OPP. STRENGTH	TEAM	ADJ	CONF.	ADJ CONF.	
Average RPI Loss:	198	RECORD	PCT. RANK	GAMES	SCHEDULE	OF SCHEDULE	RPI	RPI	RPI	RPI	
DIV. I ONLY	19-29-0	.39583	226	7-8-0	225	264	247	.44389	243	25	24
DIV. I NON-CONF.	10-20-0	.33333	239	1-3-0	215	278	254	.43417	248	25	24
<hr/>											
TOTALS	RPI 1-25	RPI 26-50		W-L RECORDS		RPI 51-100		RPI 101-150		RPI 150+	
19-29-0	0-0-0	0-2-0		OVERALL		0-0-0		3-4-0		16-23-0	
7-5-0	0-0-0	0-0-0		HOME		0-0-0		1-0-0		6-5-0	
12-24-0	0-0-0	0-2-0		AWAY		0-0-0		2-4-0		10-18-0	
0-0-0	0-0-0	0-0-0		NEUTRAL		0-0-0		0-0-0		0-0-0	
<hr/>											
10-20-0	0-0-0	0-2-0		NON-CONFERENCE		0-0-0		3-4-0		7-14-0	
3-0-0	0-0-0	0-0-0		HOME		0-0-0		1-0-0		2-0-0	
7-20-0	0-0-0	0-0-		AWAY		0-0-0		2-4-0		5-14-0	
0-0-0	0-0-0	0-0-0		NEUTRAL		0-0-0		0-0-0		0-0-0	
<hr/>											
9-9-0	0-0-0	0-0-0		CONFERENCE		0-0-0		0-0-0		9-9-0	
4-5-0	0-0-0	0-0-0		HOME		0-0-0		0-0-0		4-5-0	
5-4-0	0-0-0	0-0-0		AWAY		0-0-0		0-0-0		5-4-0	
0-0-0	0-0-0	0-0-0		NEUTRAL		0-0-0		0-0-0		0-0-0	
<hr/>											
RPI S	Opponent	Score	RPI S	Opponent	Score	RPI S	Opponent	Score	RPI S	Opponent	Score
			35 A	Maryland	0 9				105 A	Seton Hall	3 1
			35 A	Maryland	0 1				105 H	Seton Hall	7 0
									131 A	Army	5 6
									148 A	UNC Asheville	3 1
									148 A	UNC Asheville	0 3
									148 A	UNC Asheville	3 4
									148 A	UNC Asheville	3 7
									153 A	Monmouth	3 7
									153 H	Monmouth	6 3
									171 A	Marist	3 4
									171 A	Marist	4 6
									171 A	Marist	5 2
									191 A	Charlotte	2 5
									191 A	Charlotte	1 4
									191 A	Charlotte	0 10
									204 A	Siena	5 4
									204 A	Siena	4 0
									204 A	Siena	4 3
									206 A	Richmond	2 8
									206 A	Richmond	8 17
									206 A	Richmond	2 7
			LAST 15 GAMES						209 H	Canisius	3 6
			257 A	Niagara	8 6	153 A	Monmouth	3 7	209 H	Canisius	1 10
			257 A	Niagara	0 7	204 A	Siena	4 3	209 H	Canisius	5 3
			257 A	Niagara	2 4	204 A	Siena	4 0	210 A	Saint Joseph's	5 1
			105 H	Seton Hall	7 0				227 A	Fairleigh Dickinson	4 7
			236 H	Rider	4 8				231 A	NJIT	5 4

Non-Div. I Games:

Saint Peter's



236 H Rider	3	4
236 H Rider	8	0

RPI	S	Opponent	Score	
231	A	NJIT	0	11
231	H	NJIT	5	2
236	H	Rider	3	4
236	H	Rider	4	8
236	H	Rider	8	0
237	A	La Salle	2	3
249	A	Temple	1	4
250	H	Fairfield	2	1
250	H	Fairfield	5	6
250	H	Fairfield	5	1
255	A	Wagner	2	19
257	A	Niagara	0	7
257	A	Niagara	8	6
257	A	Niagara	2	4
276	A	LIU Brooklyn	3	1
285	A	Savannah St.	13	0
285	A	Savannah St.	3	4
285	A	Savannah St.	10	3
285	A	Savannah St.	1	6



<b>Non-Div. I Games:</b>	<b>Otterbein</b>	<b>11</b>	<b>5</b>	<b>West Virginia St.</b>	<b>12</b>	<b>3</b>
--------------------------	------------------	-----------	----------	--------------------------	-----------	----------

 Tie,  Loss,  Non-Conf, S Site, H Home, A Away, N Neutral Page 487



235	A	Bowling Green	11	0
235	A	Bowling Green	3	4

RPI	S	Opponent	Score	
248	A	Northern Ill.	19	10
248	A	Northern Ill.	13	2
248	A	Northern Ill.	3	1
259	H	Ball St.	11	9
259	H	Ball St.	6	1
259	H	Ball St.	3	4
265	H	Buffalo	4	1
265	H	Buffalo	5	3
265	H	Buffalo	6	4
287	H	IPFW	10	1
287	H	IPFW	13	0
287	H	IPFW	6	1
287	H	IPFW	4	6
290	A	Youngstown St.	8	3



[illegible]

**Non-Div. I Games:**

St. Bonaventure



210	H	Saint Joseph's	4	1
210	H	Saint Joseph's	2	7

RPI	S	Opponent	Score	
226	A	George Washington	2	1
226	A	George Washington	3	1
247	A	Bucknell	0	5
247	A	Bucknell	6	5
257	A	Niagara	8	2
257	A	Niagara	2	5
257	H	Niagara	8	6
265	H	Buffalo	8	4
265	H	Buffalo	7	6
284	N	Mt. St. Mary's	3	14
284	N	Mt. St. Mary's	5	3
284	N	Mt. St. Mary's	5	0
284	N	Mt. St. Mary's	20	4

St. Bonaventure

S  
t  
.  
B  
o  
n  
a  
v  
e  
n  
t  
u  
r  
e

S  
t  
.  
B  
o  
n  
a  
v  
e  
n  
t  
u  
r  
e



[illegible]

**Non-Div. I Games:**

Penn



Penn

128	H	Cornell	0	3
128	H	Cornell	5	9

Through Games Of Sunday, May 6

RPI	S	Opponent	Score	
235	N	Bowling Green	13	2
237	A	La Salle	9	4
237	H	La Salle	4	11
249	H	Temple	9	11
250	N	Fairfield	7	3
271	A	Lafayette	2	0
271	H	Lafayette	9	8
271	H	Lafayette	2	3
272	H	Yale	4	1
272	H	Yale	8	1
282	H	Brown	7	5
282	H	Brown	2	12

Penn

P  
e  
n  
n

P  
e  
n  
n



Average RPI Win: 238		WON-LOST RECORD	WINNING PCT. RANK	LAST 15 GAMES	STRENGTH OF SCHEDULE	OPP. STRENGTH OF SCHEDULE	TEAM RPI	ADJ RPI		CONF. RPI	ADJ CONF. RPI				
Average RPI Loss: 192															
DIV. I ONLY		20-28-0	.41667	210	5-10-0	244	257	244	.44253	247	24	25			
DIV. I NON-CONF.		13-15-0	.46429	160	1-2-0	268	261	230	.44946	230	27	27			
<hr/>															
TOTALS		RPI 1-25		RPI 26-50		W-L RECORDS		RPI 51-100		RPI 101-150		RPI 150+			
20-28-0		0-0-0		0-1-0		OVERALL		0-0-0		1-9-0		19-18-0			
10-9-0		0-0-0		0-0-0		HOME		0-0-0		1-3-0		9-6-0			
7-13-0		0-0-0		0-1-0		AWAY		0-0-0		0-5-0		7-7-0			
3-6-0		0-0-0		0-0-0		NEUTRAL		0-0-0		0-1-0		3-5-0			
<hr/>															
13-15-0		0-0-0		0-1-0		NON-CONFERENCE		0-0-0		0-2-0		13-12-0			
4-3-0		0-0-0		0-0-0		HOME		0-0-0		0-0-0		4-3-0			
6-6-0		0-0-0		0-0-		AWAY		0-0-0		0-1-0		6-4-0			
3-6-0		0-0-0		0-0-0		NEUTRAL		0-0-0		0-1-0		3-5-0			
<hr/>															
7-13-0		0-0-0		0-0-0		CONFERENCE		0-0-0		1-7-0		6-6-0			
6-6-0		0-0-0		0-0-0		HOME		0-0-0		1-3-0		5-3-0			
1-7-0		0-0-0		0-0-0		AWAY		0-0-0		0-4-0		1-3-0			
0-0-0		0-0-0		0-0-0		NEUTRAL		0-0-0		0-0-0		0-0-0			
RPI	S	Opponent	Score	RPI	S	Opponent	Score	RPI	S	Opponent	Score	RPI	S	Opponent	Score
				35	A	Maryland	3 8			101	N	Bradley	5	6	
										127	A	Penn St.	0	2	
										131	A	Army	1	2	
										131	A	Army	0	8	
										131	A	Army	0	1	
										131	A	Army	1	2	
										141	H	Holy Cross	1	3	
										141	H	Holy Cross	7	11	
										141	H	Holy Cross	1	5	
										141	H	Holy Cross	3	1	
										162	N	Eastern Ill.	5	6	
										177	N	North Dakota St.	8	16	
										179	A	Towson	8	10	
										187	H	Binghamton	4	10	
										187	H	Binghamton	2	1	
										210	A	Saint Joseph's	4	3	
										210	A	Saint Joseph's	1	7	
										210	A	Saint Joseph's	1	2	
										210	A	Saint Joseph's	4	3	
										216	N	Iowa	6	8	
										221	A	James Madison	8	6	
										221	A	James Madison	1	12	
										221	A	James Madison	13	6	
										221	A	James Madison	22	6	
										223	N	Georgetown	18	3	
										237	N	La Salle	1	3	
										240	N	Northwestern	10	6	
<hr/>															
				LAST 15 GAMES											
				271	A	Lafayette	10 4	131	A	Army	0 8	221	A	James Madison	13 6
				271	A	Lafayette	2 6	131	A	Army	1 2	221	A	James Madison	22 6
				271	A	Lafayette	4 5	131	A	Army	0 1	223	N	Georgetown	18 3
				271	A	Lafayette	2 3					237	N	La Salle	1 3
				245	H	St. Bonaventure	5 0					240	N	Northwestern	10 6

Non-Div. I Games: Lock Haven 10 3

Bucknell



245	H	St. Bonaventure	5	6
131	A	Army	1	2

RPI	S	Opponent	Score	
245	H	St. Bonaventure	5	0
245	H	St. Bonaventure	5	6
254	H	Navy	2	3
254	H	Navy	10	3
254	H	Navy	3	2
254	H	Navy	2	3
257	H	Niagara	11	10
257	H	Niagara	4	17
257	H	Niagara	4	3
257	N	Niagara	8	4
269	H	Lehigh	6	0
269	H	Lehigh	11	5
269	H	Lehigh	1	8
269	H	Lehigh	7	6
271	A	Lafayette	2	6
271	A	Lafayette	10	4
271	A	Lafayette	2	3
271	A	Lafayette	4	5
274	N	Neb. Omaha	1	13
284	A	Mt. St. Mary's	7	3



Average RPI Win:	190	WON-LOST RECORD	WINNING PCT. RANK	LAST 15 GAMES	STRENGTH OF SCHEDULE	OPP. STRENGTH OF SCHEDULE	TEAM RPI	ADJ RPI	CONF. RPI	ADJ CONF. RPI					
DIV. I ONLY	145	14-34-0	.29167	273	5-10-0	165	212	251	.44017	248	23	23			
DIV. I NON-CONF.		7-20-0	.25926	265	1-3-0	143	124	234	.44489	233	23	23			
<hr/>															
TOTALS	RPI 1-25	RPI 26-50		W-L RECORDS		RPI 51-100		RPI 101-150		RPI 150+					
14-34-0	0-0-0	0-2-0		OVERALL		1-10-0		3-7-0		10-15-0					
4-12-0	0-0-0	0-0-0		HOME		0-1-0		0-0-0		4-11-0					
8-14-0	0-0-0	0-0-0		AWAY		0-6-0		2-7-0		6-1-0					
2-8-0	0-0-0	0-2-0		NEUTRAL		1-3-0		1-0-0		0-3-0					
7-20-0	0-0-0	0-2-0		NON-CONFERENCE		1-10-0		3-4-0		3-4-0					
2-2-0	0-0-0	0-0-0		HOME		0-1-0		0-0-0		2-1-0					
3-10-0	0-0-0	0-0-		AWAY		0-6-0		2-4-0		1-0-0					
2-8-0	0-0-0	0-2-0		NEUTRAL		1-3-0		1-0-0		0-3-0					
7-14-0	0-0-0	0-0-0		CONFERENCE		0-0-0		0-3-0		7-11-0					
2-10-0	0-0-0	0-0-0		HOME		0-0-0		0-0-0		2-10-0					
5-4-0	0-0-0	0-0-0		AWAY		0-0-0		0-3-0		5-1-0					
0-0-0	0-0-0	0-0-0		NEUTRAL		0-0-0		0-0-0		0-0-0					
RPI	S	Opponent	Score	RPI	S	Opponent	Score	RPI	S	Opponent	Score				
				28	N	Oregon St.	3 11	57	H	Illinois St.	3 22				
				30	N	Arizona St.	3 4	60	N	St. John's (NY)	9 11				
								66	N	Illinois	3 0				
								66	N	Illinois	2 7				
								74	A	Texas Tech	5 8				
								74	A	Texas Tech	4 10				
								74	A	Texas Tech	2 3				
								86	N	St. Mary's (CA)	5 10				
								100	A	Tennessee	2 7				
								100	A	Tennessee	1 7				
								100	A	Tennessee	5 10				
										101	A	Bradley	3 4		
										111	A	Southern Ill.	4 6		
										111	A	Southern Ill.	9 4		
										117	A	Kent St.	3 5		
										117	A	Kent St.	1 6		
										117	A	Kent St.	6 12		
										138	A	Saint Louis	1 4		
										138	A	Saint Louis	2 7		
										140	N	Arkansas St.	6 5		
										144	A	Austin Peay	5 1		
										181	A	Miami (OH)	8 7		
										181	A	Miami (OH)	13 11		
										181	A	Miami (OH)	7 5		
										190	H	Toledo	3 4		
										190	H	Toledo	3 7		
										190	H	Toledo	1 5		
										192	H	Central Mich.	1 3		
										192	H	Central Mich.	0 7		
										192	H	Central Mich.	2 11		
										199	A	Eastern Mich.	3 1		
										199	A	Eastern Mich.	1 0		
										199	A	Eastern Mich.	5 7		
										201	N	Winthrop	7 14		
										214	N	Dayton	9 13		
										240	N	Northwestern	1 2		
										241	A	Ill.-Chicago	11 9		
										241	H	Ill.-Chicago	8 6		
<hr/>															
LAST 15 GAMES															
				192	H	Central Mich.	0 7	199	A	Eastern Mich.	1 0	201	N	Winthrop	7 14
				192	H	Central Mich.	1 3	101	A	Bradley	3 4	214	N	Dayton	9 13
				192	H	Central Mich.	2 11	242	H	Milwaukee	2 13	240	N	Northwestern	1 2
				241	A	Ill.-Chicago	11 9					241	A	Ill.-Chicago	11 9
				240	N	Northwestern	1 2					241	H	Ill.-Chicago	8 6

Non-Div. I Games:

Northern Ill.



Northern Ill.

199 A Eastern Mich.	3	1
199 A Eastern Mich.	5	7

Through Games Of Sunday, May 6

RPI	S	Opponent	Score	
242	H	Milwaukee	5	4
242	H	Milwaukee	2	13
244	H	Ohio	1	3
244	H	Ohio	2	13
244	H	Ohio	10	19
270	H	Akron	8	2
270	H	Akron	1	8
270	H	Akron	10	5

Northern Ill.

N  
o  
r  
t  
h  
e  
r  
n  
I  
l  
l  
.

N  
o  
r  
t  
h  
e  
r  
n  
I  
l  
l  
.



Average RPI Win:	217	WON-LOST RECORD	WINNING PCT. RANK	LAST 15 GAMES		STRENGTH OF SCHEDULE	OPP. STRENGTH OF SCHEDULE	TEAM RPI	ADJ RPI	CONF. RPI	ADJ CONF. RPI	
DIV. I ONLY		18-29-0	.38298	235	6-9-0	222	251	249	.43931	249	21	21
DIV. I NON-CONF.		11-15-0	.42308	196	0-3-0	253	281	235	.44064	237	22	22
<hr/>												
TOTALS	RPI 1-25		RPI 26-50		W-L RECORDS		RPI 51-100		RPI 101-150		RPI 150+	
18-29-0	0-0-0		0-0-0		OVERALL		0-1-0		0-4-0		18-24-0	
10-12-0	0-0-0		0-0-0		HOME		0-0-0		0-0-0		10-12-0	
8-17-0	0-0-0		0-0-0		AWAY		0-1-0		0-4-0		8-12-0	
0-0-0	0-0-0		0-0-0		NEUTRAL		0-0-0		0-0-0		0-0-0	
11-15-0	0-0-0		0-0-0		NON-CONFERENCE		0-1-0		0-1-0		11-13-0	
6-5-0	0-0-0		0-0-0		HOME		0-0-0		0-0-0		6-5-0	
5-10-0	0-0-0		0-0-		AWAY		0-1-0		0-1-0		5-8-0	
0-0-0	0-0-0		0-0-0		NEUTRAL		0-0-0		0-0-0		0-0-0	
7-14-0	0-0-0		0-0-0		CONFERENCE		0-0-0		0-3-0		7-11-0	
4-7-0	0-0-0		0-0-0		HOME		0-0-0		0-0-0		4-7-0	
3-7-0	0-0-0		0-0-0		AWAY		0-0-0		0-3-0		3-4-0	
0-0-0	0-0-0		0-0-0		NEUTRAL		0-0-0		0-0-0		0-0-0	
RPI	S	Opponent	Score	RPI	S	Opponent	Score	RPI	S	Opponent	Score	
						92 A VCU	3 6			110 A George Mason	4 19	
										138 A Saint Louis	2 8	
										138 A Saint Louis	1 10	
										138 A Saint Louis	1 2	
										153 A Monmouth	5 3	
										153 A Monmouth	2 3	
										153 H Monmouth	7 1	
										156 A Villanova	1 13	
										156 H Villanova	3 4	
										157 H Delaware	5 7	
										168 A Massachusetts	6 3	
										168 A Massachusetts	8 4	
										168 A Massachusetts	4 5	
										187 H Binghamton	2 1	
										187 H Binghamton	5 13	
										191 H Charlotte	6 4	
										191 H Charlotte	2 3	
										191 H Charlotte	1 10	
										196 A Old Dominion	2 6	
										196 A Old Dominion	4 5	
										196 A Old Dominion	5 4	
						LAST 15 GAMES				206 H Richmond	7 6	
						214 H Dayton	8 3			206 H Richmond	4 9	
						214 H Dayton	1 7			206 H Richmond	6 14	
						214 H Dayton	3 1			207 H Central Conn. St.	10 6	
						156 A Villanova	1 13			208 A Fordham	5 8	
						168 A Massachusetts	4 5			208 A Fordham	5 6	

**Non-Div. I Games:**

Temple



Temple

168	A	Massachusetts	8	4
168	A	Massachusetts	6	3

Through Games Of Sunday, May 6

RPI	S	Opponent	Score	
208	A	Fordham	2	9
210	H	Saint Joseph's	1	4
214	H	Dayton	1	7
214	H	Dayton	3	1
214	H	Dayton	8	3
237	A	La Salle	6	3
237	H	La Salle	7	9
243	H	Saint Peter's	4	1
246	A	Penn	11	9
256	H	Iona	4	9
261	A	Longwood	6	7
261	A	Longwood	11	1
261	A	Longwood	2	3
269	H	Lehigh	5	8
275	A	N.C. A&T	13	9
275	A	N.C. A&T	1	3
275	A	N.C. A&T	3	6
294	H	Md.-East. Shore	8	4
295	H	NYIT	17	1

Temple



Average RPI Win:	244	WON-LOST RECORD	WINNING PCT. RANK	LAST 15 GAMES	STRENGTH OF SCHEDULE	OPP. STRENGTH OF SCHEDULE	TEAM RPI	ADJ RPI	CONF. RPI	ADJ CONF. RPI	
DIV. I ONLY		21-25-0	.45652 185	9-6-0	273	255	253	.43911 250	25	24	
DIV. I NON-CONF.		12-16-0	.42857 190	3-3-0	282	268	259	.43126 253	25	24	
<hr/>											
TOTALS	RPI 1-25	RPI 26-50	W-L RECORDS	RPI 51-100	RPI 101-150	RPI 150+					
21-25-0	0-0-0	0-0-0	OVERALL	0-3-0	0-2-0	21-20-0					
6-9-0	0-0-0	0-0-0	HOME	0-2-0	0-1-0	6-6-0					
10-11-0	0-0-0	0-0-0	AWAY	0-0-0	0-0-0	10-11-0					
5-5-0	0-0-0	0-0-0	NEUTRAL	0-1-0	0-1-0	5-3-0					
12-16-0	0-0-0	0-0-0	NON-CONFERENCE	0-3-0	0-2-0	12-11-0					
2-4-0	0-0-0	0-0-0	HOME	0-2-0	0-1-0	2-1-0					
5-7-0	0-0-0	0-0-	AWAY	0-0-0	0-0-0	5-7-0					
5-5-0	0-0-0	0-0-0	NEUTRAL	0-1-0	0-1-0	5-3-0					
9-9-0	0-0-0	0-0-0	CONFERENCE	0-0-0	0-0-0	9-9-0					
4-5-0	0-0-0	0-0-0	HOME	0-0-0	0-0-0	4-5-0					
5-4-0	0-0-0	0-0-0	AWAY	0-0-0	0-0-0	5-4-0					
0-0-0	0-0-0	0-0-0	NEUTRAL	0-0-0	0-0-0	0-0-0					
RPI S	Opponent	Score	RPI S	Opponent	Score	RPI S	Opponent	Score	RPI S	Opponent	Score
						60 H	St. John's (NY)	4 6	101 N	Bradley	6 7
						72 N	Western Caro.	3 10	106 H	Stony Brook	4 6
						90 H	Connecticut	8 13	157 A	Delaware	1 4
									157 A	Delaware	4 0
									157 A	Delaware	4 10
									157 A	Delaware	3 4
									185 H	Manhattan	6 3
									185 H	Manhattan	5 7
									185 H	Manhattan	5 8
									207 A	Central Conn. St.	5 6
									207 H	Central Conn. St.	2 7
									208 A	Fordham	3 5
									208 H	Fordham	9 0
									209 H	Canisius	7 3
									209 H	Canisius	2 5
									209 H	Canisius	4 0
									213 A	Jacksonville	9 3
									213 A	Jacksonville	4 5
									218 N	Maine	8 4
									236 H	Rider	1 11
									236 H	Rider	3 1
									236 H	Rider	3 5
									243 A	Saint Peter's	6 5
									243 A	Saint Peter's	1 2
									243 A	Saint Peter's	1 5
									246 N	Penn	3 7
									251 A	Sacred Heart	10 5

Non-Div. I Games:

Fairfield



209 H Canisius	4	0
209 H Canisius	2	5

RPI	S	Opponent	Score	
256	A	Iona	9	3
256	A	Iona	2	5
256	A	Iona	5	8
257	A	Niagara	3	1
257	A	Niagara	13	1
257	A	Niagara	4	2
270	N	Akron	4	8
272	A	Yale	4	3
272	A	Yale	8	4
276	N	LIU Brooklyn	2	0
276	N	LIU Brooklyn	0	3
280	A	Hartford	1	9
283	H	Quinnipiac	6	3
290	N	Youngstown St.	11	1
290	N	Youngstown St.	10	4
293	N	Chicago St.	7	4

F  
a  
i  
r  
f  
i  
e  
l  
d

F  
a  
i  
r  
f  
i  
e  
l  
d



Average RPI Win:	254	WON-LOST RECORD		WINNING PCT. RANK		LAST 15 GAMES		STRENGTH OF SCHEDULE		OPP. STRENGTH OF SCHEDULE		TEAM RPI		ADJ RPI		CONF. RPI		ADJ CONF. RPI
DIV. I ONLY		19-29-0		.39583	226	9-6-0		243		262		252		.43864	251	29		29
DIV. I NON-CONF.		3-17-0		.15	282	0-2-0		132		218		272		.41466	275	29		29
<hr/>																		
TOTALS		RPI 1-25		RPI 26-50		W-L RECORDS		RPI 51-100		RPI 101-150		RPI 150+						
19-29-0		0-0-0		0-4-0		OVERALL		0-0-0		0-4-0		19-21-0						
11-5-0		0-0-0		0-0-0		HOME		0-0-0		0-1-0		11-4-0						
7-18-0		0-0-0		0-4-0		AWAY		0-0-0		0-0-0		7-14-0						
1-6-0		0-0-0		0-0-0		NEUTRAL		0-0-0		0-3-0		1-3-0						
3-17-0		0-0-0		0-4-0		NON-CONFERENCE		0-0-0		0-4-0		3-9-0						
2-2-0		0-0-0		0-0-0		HOME		0-0-0		0-1-0		2-1-0						
0-9-0		0-0-0		0-0-		AWAY		0-0-0		0-0-0		0-5-0						
1-6-0		0-0-0		0-0-0		NEUTRAL		0-0-0		0-3-0		1-3-0						
16-12-0		0-0-0		0-0-0		CONFERENCE		0-0-0		0-0-0		16-12-0						
9-3-0		0-0-0		0-0-0		HOME		0-0-0		0-0-0		9-3-0						
7-9-0		0-0-0		0-0-0		AWAY		0-0-0		0-0-0		7-9-0						
0-0-0		0-0-0		0-0-0		NEUTRAL		0-0-0		0-0-0		0-0-0						
RPI	S	Opponent	Score	RPI	S	Opponent	Score	RPI	S	Opponent	Score	RPI	S	Opponent	Score			
				27	A	New Mexico St.	6 11					121	H	Rhode Island	5 7			
				27	A	New Mexico St.	2 16					131	N	Army	2 5			
				27	A	New Mexico St.	11 23					131	N	Army	6 15			
				27	A	New Mexico St.	3 21					131	N	Army	2 6			
												154	A	Bryant	0 1			
												154	A	Bryant	4 10			
												154	A	Bryant	2 3			
												154	A	Bryant	5 2			
												155	N	Xavier	1 4			
												160	A	Kansas St.	0 7			
												160	A	Kansas St.	1 6			
												160	A	Kansas St.	7 9			
												181	N	Miami (OH)	2 8			
												184	N	Pittsburgh	4 5			
												184	N	Pittsburgh	7 6			
												185	A	Manhattan	5 11			
												207	H	Central Conn. St.	8 3			
												207	H	Central Conn. St.	4 7			
												207	H	Central Conn. St.	0 7			
												207	H	Central Conn. St.	9 0			
												227	A	Fairleigh Dickinson	3 6			
												227	A	Fairleigh Dickinson	0 2			
												227	A	Fairleigh Dickinson	6 8			
												227	A	Fairleigh Dickinson	6 1			
												250	H	Fairfield	5 10			
												255	A	Wagner	2 4			
												255	A	Wagner	7 4			
												255	A	Wagner	4 1			
												255	A	Wagner	4 1			
												255	A	Wagner	4 1			
												255	A	Wagner	4 1			
												255	A	Wagner	4 1			
												255	A	Wagner	4 1			
												255	A	Wagner	4 1			
												255	A	Wagner	4 1			
												255	A	Wagner	4 1			
												255	A	Wagner	4 1			
												255	A	Wagner	4 1			
												255	A	Wagner	4 1			
												255	A	Wagner	4 1			
												255	A	Wagner	4 1			
												255	A	Wagner	4 1			
												255	A	Wagner	4 1			
												255	A	Wagner	4 1			
												255	A	Wagner	4 1			
												255	A	Wagner	4 1			
												255	A	Wagner	4 1			
												255	A	Wagner	4 1			
												255	A	Wagner	4 1			
												255	A	Wagner	4 1			
												255	A	Wagner	4 1			
												255	A	Wagner	4 1			
												255	A	Wagner	4 1			
												255	A	Wagner	4 1			
												255	A	Wagner	4 1			
												255	A	Wagner	4 1			
												255	A	Wagner	4 1			
												255	A	Wagner	4 1			
												255	A	Wagner	4 1			
												255	A	Wagner	4 1			
												255	A	Wagner	4 1			
												255	A	Wagner	4 1			
												255	A	Wagner	4 1			
												255	A	Wagner	4 1			
												255	A	Wagner	4 1			
												255	A	Wagner	4 1			
												255	A	Wagner	4 1			
												255	A	Wagner	4 1			
					</													

**Non-Div. I Games:**

Sacred Heart



283	H	Quinnipiac	5	4
283	H	Quinnipiac	6	1

RPI	S	Opponent	Score	
255	A	Wagner	8	6
255	A	Wagner	5	15
256	H	Iona	12	7
272	A	Yale	4	7
272	H	Yale	6	3
276	A	LIU Brooklyn	3	2
276	A	LIU Brooklyn	4	1
276	A	LIU Brooklyn	1	5
276	A	LIU Brooklyn	6	3
283	H	Quinnipiac	3	2
283	H	Quinnipiac	6	1
283	H	Quinnipiac	8	9
283	H	Quinnipiac	5	4
284	H	Mt. St. Mary's	7	3
284	H	Mt. St. Mary's	4	2
284	H	Mt. St. Mary's	2	0
284	H	Mt. St. Mary's	10	5

S  
a  
c  
r  
e  
d  
H  
e  
a  
r  
t

S  
a  
c  
r  
e  
d  
H  
e  
a  
r  
t



Average RPI Win: 261		WON-LOST	WINNING	LAST 15	STRENGTH OF		OPP. STRENGTH	TEAM	ADJ	CONF.	ADJ CONF.								
Average RPI Loss: 167		RECORD	PCT. RANK	GAMES	SCHEDULE		OF SCHEDULE	RPI	RPI	RPI	RPI								
DIV. I ONLY		16-20-0	.44444	197	6-9-0		223	274	231	.43605	252	31	31						
DIV. I NON-CONF.		1-9-0	.1	288	0-3-0		36	43	252	.41597	270	31	31						
<hr/>																			
TOTALS		RPI 1-25		RPI 26-50		W-L RECORDS		RPI 51-100		RPI 101-150		RPI 150+							
16-20-0		0-4-0		0-1-0		OVERALL		0-1-0		0-1-0		16-13-0							
7-5-0		0-0-0		0-0-0		HOME		0-0-0		0-0-0		7-5-0							
9-12-0		0-4-0		0-1-0		AWAY		0-1-0		0-1-0		9-5-0							
0-3-0		0-0-0		0-0-0		NEUTRAL		0-0-0		0-0-0		0-3-0							
1-9-0		0-4-0		0-1-0		NON-CONFERENCE		0-1-0		0-1-0		1-2-0							
0-1-0		0-0-0		0-0-0		HOME		0-0-0		0-0-0		0-1-0							
1-8-0		0-4-0		0-0-		AWAY		0-1-0		0-1-0		1-1-0							
0-0-0		0-0-0		0-0-0		NEUTRAL		0-0-0		0-0-0		0-0-0							
15-11-0		0-0-0		0-0-0		CONFERENCE		0-0-0		0-0-0		15-11-0							
7-4-0		0-0-0		0-0-0		HOME		0-0-0		0-0-0		7-4-0							
8-4-0		0-0-0		0-0-0		AWAY		0-0-0		0-0-0		8-4-0							
0-3-0		0-0-0		0-0-0		NEUTRAL		0-0-0		0-0-0		0-3-0							
RPI	S	Opponent		Score		RPI	S	Opponent		Score		RPI	S	Opponent		Score			
17	A	Texas A&M		1	10	48	A	Sam Houston St.		1	8	51	A	Texas		2	5		
22	A	Dallas Baptist		0	7							125	A	Lamar		0	9		
22	A	Dallas Baptist		4	11							194	A	Southern U.		6	1		
22	A	Dallas Baptist		0	11							194	A	Southern U.		1	7		
												194	A	Southern U.		6	1		
												194	H	Southern U.		2	12		
												194	H	Southern U.		5	8		
												194	H	Southern U.		0	3		
												194	N	Southern U.		0	6		
												217	A	McNeese St.		8	7		
												234	A	Houston Baptist		5	10		
												234	H	Houston Baptist		9	12		
												253	A	Grambling		10	4		
												253	A	Grambling		7	5		
												253	A	Grambling		0	1		
												253	H	Grambling		5	0		
						253	H	Grambling		4	16								
						253	H	Grambling		8	5								
						253	N	Grambling		3	5								
						278	A	Texas Southern		7	2								
						278	A	Texas Southern		9	8								
						278	A	Texas Southern		5	9								
						278	H	Texas Southern		11	1								
						278	H	Texas Southern		6	4								
						278	N	Texas Southern		1	7								
						289	A	Ark.-Pine Bluff		2	5								
						289	A	Ark.-Pine Bluff		9	4								
						289	A	Ark.-Pine Bluff		5	2								
<hr/>																			
LAST 15 GAMES																			
253 H Grambling		4		16		125 A Lamar		0		9									
253 H Grambling		5		0		194 H Southern U.		2		12									
253 H Grambling		8		5		194 H Southern U.		5		8									
51 A Texas		2		5															
289 A Ark.-Pine Bluff		5		2															
<hr/>																			
Non-Div. I Games:		Huston-Tillotson		7	6	Texas Col.		6	4	Texas Col.		4	1	Huston-Tillotson				6	5
		Wiley		15	3	Texas Col.		5	4	Texas Col.		1	6	Huston-Tillotson				4	2



Prairie View

Non-Div. I Games:

Huston-Tillotson

6	1	Wiley	2	3
289	A	Ark.-Pine Bluff	9	4
289	A	Ark.-Pine Bluff	2	5

Through Games Of Sunday, May 6

RPI	S	Opponent	Score	
289	H	Ark.-Pine Bluff	9	5
289	H	Ark.-Pine Bluff	3	2
289	H	Ark.-Pine Bluff	9	6

Prairie View

P  
r  
a  
i  
r  
i  
e  
V  
i  
e  
w

P  
r  
a  
i  
r  
i  
e  
V  
i  
e  
w



Average RPI Win: 250		WON-LOST	WINNING	LAST 15	STRENGTH OF		OPP. STRENGTH	TEAM	ADJ	CONF.	ADJ CONF.
Average RPI Loss: 199		RECORD	PCT. RANK	GAMES	SCHEDULE		OF SCHEDULE	RPI	RPI	RPI	RPI
DIV. I ONLY		19-22-0	.46341	178	282		254	255	.43603	253	31
DIV. I NON-CONF.		4-8-0	.33333	239	249		62	248	.43629	241	31
TOTALS		RPI 1-25	RPI 26-50		W-L RECORDS		RPI 51-100		RPI 101-150		RPI 150+
19-22-0	1-2-0	0-0-0		OVERALL		0-1-0		0-2-0		18-17-0	
9-11-0	0-0-0	0-0-0		HOME		0-1-0		0-1-0		9-9-0	
8-10-0	1-2-0	0-0-0		AWAY		0-0-0		0-1-0		7-7-0	
2-1-0	0-0-0	0-0-0		NEUTRAL		0-0-0		0-0-0		2-1-0	
4-8-0	1-2-0	0-0-0		NON-CONFERENCE		0-1-0		0-2-0		3-3-0	
3-4-0	0-0-0	0-0-0		HOME		0-1-0		0-1-0		3-2-0	
1-4-0	1-2-0	0-0-0		AWAY		0-0-0		0-1-0		0-1-0	
0-0-0	0-0-0	0-0-0		NEUTRAL		0-0-0		0-0-0		0-0-0	
15-14-0	0-0-0	0-0-0		CONFERENCE		0-0-0		0-0-0		15-14-0	
6-7-0	0-0-0	0-0-0		HOME		0-0-0		0-0-0		6-7-0	
7-6-0	0-0-0	0-0-0		AWAY		0-0-0		0-0-0		7-6-0	
2-1-0	0-0-0	0-0-0		NEUTRAL		0-0-0		0-0-0		2-1-0	
RPI S	Opponent	Score		RPI S	Opponent	Score		RPI S	Opponent	Score	
5 A	LSU	10	17					65 H	Hawaii	8	11
18 A	Rice	5	4					119 A	Louisiana Tech	1	4
18 A	Rice	1	12					119 H	Louisiana Tech	9	10
								159 H	Northwestern St.	5	6
								175 A	Stephen F. Austin	3	10
								175 H	Stephen F. Austin	3	7
								194 A	Southern U.	13	5
								194 A	Southern U.	4	3
								194 A	Southern U.	7	1
								194 H	Southern U.	4	14
								194 H	Southern U.	8	9
								194 H	Southern U.	9	11
								252 A	Prairie View	0	5
								252 A	Prairie View	5	8
								252 A	Prairie View	16	4
								252 H	Prairie View	5	7
								252 H	Prairie View	4	10
								252 H	Prairie View	1	0
								252 N	Prairie View	5	3
								264 N	Alabama St.	8	5
								267 A	Alcorn St.	7	9
								267 H	Alcorn St.	4	9
								278 A	Texas Southern	5	1
								278 A	Texas Southern	8	2
								278 A	Texas Southern	14	15
								278 H	Texas Southern	10	9
								278 H	Texas Southern	22	6
								278 H	Texas Southern	6	2
LAST 15 GAMES											
252 A	Prairie View	16	4	65 H	Hawaii	8	11	278 A	Texas Southern	8	2
252 A	Prairie View	0	5	267 A	Alcorn St.	7	9	278 A	Texas Southern	14	15
252 A	Prairie View	5	8	194 H	Southern U.	8	9	278 H	Texas Southern	10	9
278 H	Texas Southern	22	6					278 H	Texas Southern	22	6
278 H	Texas Southern	6	2					278 H	Texas Southern	6	2

Non-Div. I Games:

Centenary (LA)

8

11

Wiley

11

1

Wiley

2

0

Grambling



Grambling

278 H Texas Southern	10	9
267 H Alcorn St.	4	9

Through Games Of Sunday, May 6

RPI	S	Opponent	Score	
278	N	Texas Southern	5	6
289	A	Ark.-Pine Bluff	9	2
289	A	Ark.-Pine Bluff	2	3
289	A	Ark.-Pine Bluff	5	6
289	H	Ark.-Pine Bluff	5	1
289	H	Ark.-Pine Bluff	5	10
289	H	Ark.-Pine Bluff	9	8
292	H	Florida A&M	6	1
292	H	Florida A&M	15	7
292	H	Florida A&M	11	2

Grambling

G  
r  
a  
m  
b  
l  
i  
n  
g

G  
r  
a  
m  
b  
l  
i  
n  
g



Average RPI Win: 252		WON-LOST RECORD	WINNING PCT. RANK		LAST 15 GAMES		STRENGTH OF SCHEDULE		OPP. STRENGTH OF SCHEDULE		TEAM RPI	ADJ RPI	CONF. RPI	ADJ CONF. RPI			
Average RPI Loss: 185																	
DIV. I ONLY		23-27-0	.46	181	9-6-0		276		266		254	.43468	254	24	25		
DIV. I NON-CONF.		14-16-0	.46667	156	2-3-0		294		275		269	.41871	266	27	27		
TOTALS		RPI 1-25		RPI 26-50		W-L RECORDS		RPI 51-100		RPI 101-150		RPI 150+					
23-27-0	0-0-0	0-1-0		OVERALL		0-1-0		2-11-0		21-14-0							
10-17-0	0-0-0	0-1-0		HOME		0-0-0		2-10-0		8-6-0							
10-6-0	0-0-0	0-0-0		AWAY		0-0-0		0-0-0		10-6-0							
3-4-0	0-0-0	0-0-0		NEUTRAL		0-1-0		0-1-0		3-2-0							
14-16-0	0-0-0	0-1-0		NON-CONFERENCE		0-1-0		1-4-0		13-10-0							
7-8-0	0-0-0	0-1-0		HOME		0-0-0		1-3-0		6-4-0							
4-4-0	0-0-0	0-0-		AWAY		0-0-0		0-0-0		4-4-0							
3-4-0	0-0-0	0-0-0		NEUTRAL		0-1-0		0-1-0		3-2-0							
9-11-0	0-0-0	0-0-0		CONFERENCE		0-0-0		1-7-0		8-4-0							
3-9-0	0-0-0	0-0-0		HOME		0-0-0		1-7-0		2-2-0							
6-2-0	0-0-0	0-0-0		AWAY		0-0-0		0-0-0		6-2-0							
0-0-0	0-0-0	0-0-0		NEUTRAL		0-0-0		0-0-0		0-0-0							
RPI	S	Opponent	Score		RPI	S	Opponent	Score		RPI	S	Opponent	Score				
			35	H	Maryland	2	4	57	N	Illinois St.	5	6	101	N	Bradley	2	3
													110	H	George Mason	6	8
													131	H	Army	5	9
													131	H	Army	0	2
													131	H	Army	2	6
													131	H	Army	2	7
													135	H	Princeton	7	5
													135	H	Princeton	2	4
													135	H	Princeton	1	10
													141	H	Holy Cross	8	2
													141	H	Holy Cross	3	6
													141	H	Holy Cross	3	15
													141	H	Holy Cross	4	8
													162	N	Eastern Ill.	9	6
													179	H	Towson	2	9
													207	H	Central Conn. St.	4	3
													207	H	Central Conn. St.	2	3
													223	A	Georgetown	6	3
													226	A	George Washington	9	10
													228	A	Delaware St.	4	6
													228	H	Delaware St.	1	4
			LAST 15 GAMES										240	N	Northwestern	6	5
			228	A	Delaware St.	4	6	271	A	Lafayette	4	1	247	A	Bucknell	3	10
			297	H	Coppin St.	17	12	271	A	Lafayette	10	2	247	A	Bucknell	3	2
			269	H	Lehigh	2	1	271	A	Lafayette	21	3	247	A	Bucknell	2	3
			269	H	Lehigh	5	1						247	A	Bucknell	3	2
			269	H	Lehigh	2	3						258	N	Air Force	4	10

Non-Div. I Games:

Navy



269	H	Lehigh	1	4
226	A	George Washington	9	10

RPI	S	Opponent	Score	
258	N	Air Force	7	8
258	N	Air Force	7	4
269	H	Lehigh	1	4
269	H	Lehigh	2	1
269	H	Lehigh	2	3
269	H	Lehigh	5	1
271	A	Lafayette	10	2
271	A	Lafayette	4	1
271	A	Lafayette	21	3
271	A	Lafayette	13	3
275	A	N.C. A&T	2	7
275	A	N.C. A&T	3	1
275	A	N.C. A&T	11	4
284	H	Mt. St. Mary's	6	10
288	A	UMBC	6	15
288	H	UMBC	6	1
288	H	UMBC	15	2
294	A	Md.-East. Shore	10	0
294	H	Md.-East. Shore	21	1
297	H	Coppin St.	5	0
297	H	Coppin St.	17	12



Average RPI Win: 244		WON-LOST	WINNING	LAST 15	STRENGTH OF		OPP. STRENGTH	TEAM	ADJ	CONF.	ADJ CONF.
Average RPI Loss: 172		RECORD	PCT. RANK	GAMES	SCHEDULE		OF SCHEDULE	RPI	RPI	RPI	RPI
DIV. I ONLY		21-30-0	.41176	216	7-8-0		264	241	257	.43337	255
DIV. I NON-CONF.		7-16-0	.30435	251	3-2-0		227	142	253	.43157	252
TOTALS		RPI 1-25	RPI 26-50		W-L RECORDS		RPI 51-100		RPI 101-150		RPI 150+
21-30-0	0-0-0	0-2-0		OVERALL		0-7-0		0-1-0		21-20-0	
13-9-0	0-0-0	0-0-0		HOME		0-1-0		0-0-0		13-8-0	
8-21-0	0-0-0	0-2-0		AWAY		0-6-0		0-1-0		8-12-0	
0-0-0	0-0-0	0-0-0		NEUTRAL		0-0-0		0-0-0		0-0-0	
7-16-0	0-0-0	0-2-0		NON-CONFERENCE		0-7-0		0-1-0		7-6-0	
3-3-0	0-0-0	0-0-0		HOME		0-1-0		0-0-0		3-2-0	
4-13-0	0-0-0	0-0-		AWAY		0-6-0		0-1-0		4-4-0	
0-0-0	0-0-0	0-0-0		NEUTRAL		0-0-0		0-0-0		0-0-0	
14-14-0	0-0-0	0-0-0		CONFERENCE		0-0-0		0-0-0		14-14-0	
10-6-0	0-0-0	0-0-0		HOME		0-0-0		0-0-0		10-6-0	
4-8-0	0-0-0	0-0-0		AWAY		0-0-0		0-0-0		4-8-0	
0-0-0	0-0-0	0-0-0		NEUTRAL		0-0-0		0-0-0		0-0-0	
RPI S	Opponent	Score		RPI S	Opponent	Score		RPI S	Opponent	Score	
31 A	Georgia Tech	4	15	60 H	St. John's (NY)	4	5	105 A	Seton Hall	1	9
32 A	Virginia Tech	2	14	65 A	Hawaii	2	5	153 H	Monmouth	9	2
				65 A	Hawaii	2	6	153 H	Monmouth	0	2
				65 A	Hawaii	3	19	153 H	Monmouth	4	7
				65 A	Hawaii	2	9	153 H	Monmouth	7	4
				65 A	Hawaii	0	2	191 A	Charlotte	0	11
				89 A	Rutgers	8	13	191 A	Charlotte	11	4
								191 A	Charlotte	4	7
								191 A	Charlotte	3	7
								207 A	Central Conn. St.	5	2
								207 A	Central Conn. St.	3	4
								207 A	Central Conn. St.	2	6
								207 A	Central Conn. St.	4	7
								213 A	Jacksonville	6	5
								213 A	Jacksonville	4	1
								213 A	Jacksonville	0	10
								227 A	Fairleigh Dickinson	3	1
								227 A	Fairleigh Dickinson	3	4
								227 A	Fairleigh Dickinson	3	5
								227 A	Fairleigh Dickinson	0	4
								231 H	NJIT	3	4
								243 H	Saint Peter's	19	2
								251 H	Sacred Heart	4	7
								251 H	Sacred Heart	15	5
								251 H	Sacred Heart	6	8
								251 H	Sacred Heart	4	2
								256 H	Iona	1	0
LAST 15 GAMES				251 H	Sacred Heart	4	7	207 A	Central Conn. St.	5	2
				251 H	Sacred Heart	4	2	207 A	Central Conn. St.	3	4
				251 H	Sacred Heart	6	8	256 H	Iona	18	10
				251 H	Sacred Heart	15	5				
				231 H	NJIT	3	4				

Non-Div. I Games:

Wagner



207 A Central Conn. St.	2	6
207 A Central Conn. St.	4	7

RPI	S	Opponent	Score	
256	H	Iona	18	10
256	H	Iona	7	11
271	A	Lafayette	13	9
276	H	LIU Brooklyn	5	4
276	H	LIU Brooklyn	3	2
276	H	LIU Brooklyn	1	16
276	H	LIU Brooklyn	2	1
283	H	Quinnipiac	1	0
283	H	Quinnipiac	7	1
283	H	Quinnipiac	10	1
283	H	Quinnipiac	2	6
284	A	Mt. St. Mary's	4	6
284	A	Mt. St. Mary's	3	9
284	A	Mt. St. Mary's	8	7
284	A	Mt. St. Mary's	9	6

W  
a  
g  
n  
e  
r

W  
a  
g  
n  
e  
r



Average RPI Win:	242	WON-LOST RECORD	WINNING PCT. RANK	LAST 15 GAMES	STRENGTH OF SCHEDULE	OPP. STRENGTH OF SCHEDULE	TEAM RPI	ADJ RPI	CONF. RPI	ADJ CONF. RPI	
Average RPI Loss:	186										
DIV. I ONLY	17-30-0	.3617	254	5-10-0	233	268	259	.43316	256	25	24
DIV. I NON-CONF.	10-19-0	.34483	236	2-4-0	232	285	260	.43045	254	25	24
<hr/>											
TOTALS	RPI 1-25	RPI 26-50		W-L RECORDS		RPI 51-100		RPI 101-150		RPI 150+	
17-30-0	0-0-0	0-0-0		OVERALL		0-4-0		0-4-0		17-22-0	
4-5-0	0-0-0	0-0-0		HOME		0-0-0		0-0-0		4-5-0	
12-22-0	0-0-0	0-0-0		AWAY		0-4-0		0-4-0		12-14-0	
1-3-0	0-0-0	0-0-0		NEUTRAL		0-0-0		0-0-0		1-3-0	
<hr/>											
10-19-0	0-0-0	0-0-0		NON-CONFERENCE		0-4-0		0-4-0		10-11-0	
0-0-0	0-0-0	0-0-0		HOME		0-0-0		0-0-0		0-0-0	
9-16-0	0-0-0	0-0-		AWAY		0-4-0		0-4-0		9-8-0	
1-3-0	0-0-0	0-0-0		NEUTRAL		0-0-0		0-0-0		1-3-0	
<hr/>											
7-11-0	0-0-0	0-0-0		CONFERENCE		0-0-0		0-0-0		7-11-0	
4-5-0	0-0-0	0-0-0		HOME		0-0-0		0-0-0		4-5-0	
3-6-0	0-0-0	0-0-0		AWAY		0-0-0		0-0-0		3-6-0	
0-0-0	0-0-0	0-0-0		NEUTRAL		0-0-0		0-0-0		0-0-0	
<hr/>											
RPI	S	Opponent	Score	RPI	S	Opponent	Score	RPI	S	Opponent	Score
				60 A St. John's (NY) 1 19				105 A Seton Hall 1 4			
				72 A Western Caro. 4 8				106 A Stony Brook 3 10			
				72 A Western Caro. 0 2				106 A Stony Brook 7 12			
				72 A Western Caro. 2 22				121 A Rhode Island 4 10			
								156 A Villanova 2 7			
								171 H Marist 3 1			
								171 H Marist 2 7			
								171 H Marist 2 6			
								185 A Manhattan 1 4			
								185 A Manhattan 7 8			
								185 A Manhattan 6 8			
								204 A Siena 4 3			
								204 A Siena 0 3			
								204 A Siena 2 1			
								208 A Fordham 5 3			
								209 A Canisius 0 3			
								209 A Canisius 0 7			
								209 A Canisius 6 2			
								210 A Saint Joseph's 1 5			
								219 N Michigan 2 11			
				219 N Michigan 3 1							
				219 N Michigan 5 6							
				219 N Michigan 6 9							
				249 A Temple 9 4							
				250 H Fairfield 3 9							
				250 H Fairfield 5 2							
				250 H Fairfield 8 5							
<hr/>											
				LAST 15 GAMES							
				209 A Canisius 0 7				105 A Seton Hall 1 4			
				209 A Canisius 0 3				255 A Wagner 10 18			
				209 A Canisius 6 2				255 A Wagner 11 7			
				60 A St. John's (NY) 1 19				250 H Fairfield 5 2			
				171 H Marist 3 1				250 H Fairfield 8 5			

Non-Div. I Games:

Iona



171	H	Marist	2	7
171	H	Marist	2	6

RPI	S	Opponent	Score	
251	A	Sacred Heart	7	12
255	A	Wagner	0	1
255	A	Wagner	11	7
255	A	Wagner	10	18
257	H	Niagara	8	17
257	H	Niagara	18	5
257	H	Niagara	3	4
261	A	Longwood	5	6
261	A	Longwood	2	8
261	A	Longwood	10	4
269	A	Lehigh	7	13
269	A	Lehigh	10	7
269	A	Lehigh	7	3
269	A	Lehigh	6	4
280	A	Hartford	2	0
295	A	NYIT	16	14



Average RPI Win:		235	WON-LOST RECORD		WINNING PCT. RANK		LAST 15 GAMES		STRENGTH OF SCHEDULE		OPP. STRENGTH OF SCHEDULE		TEAM RPI		ADJ RPI		CONF. RPI		ADJ CONF. RPI				
Average RPI Loss:		218	19-26-0		.42222 206		7-8-0		267		261		260		.43191 257		25		24				
DIV. I ONLY			12-13-0		.48 148		4-1-0		260		287		227		.45305 227		25		24				
DIV. I NON-CONF.																							
TOTALS		RPI 1-25		RPI 26-50		W-L RECORDS		RPI 51-100		RPI 101-150		RPI 150+											
19-26-0		0-0-0		0-0-0		OVERALL		0-0-0		0-1-0		19-25-0											
7-5-0		0-0-0		0-0-0		HOME		0-0-0		0-0-0		7-5-0											
12-20-0		0-0-0		0-0-0		AWAY		0-0-0		0-1-0		12-19-0											
0-1-0		0-0-0		0-0-0		NEUTRAL		0-0-0		0-0-0		0-1-0											
12-13-0		0-0-0		0-0-0		NON-CONFERENCE		0-0-0		0-1-0		12-12-0											
3-1-0		0-0-0		0-0-0		HOME		0-0-0		0-0-0		3-1-0											
9-11-0		0-0-0		0-0-		AWAY		0-0-0		0-1-0		9-10-0											
0-1-0		0-0-0		0-0-0		NEUTRAL		0-0-0		0-0-0		0-1-0											
7-13-0		0-0-0		0-0-0		CONFERENCE		0-0-0		0-0-0		7-13-0											
4-4-0		0-0-0		0-0-0		HOME		0-0-0		0-0-0		4-4-0											
3-9-0		0-0-0		0-0-0		AWAY		0-0-0		0-0-0		3-9-0											
0-0-0		0-0-0		0-0-0		NEUTRAL		0-0-0		0-0-0		0-0-0											
RPI	S	Opponent		Score		RPI	S	Opponent		Score		RPI	S	Opponent		Score		RPI	S	Opponent		Score	



204	A	Siena	10	11
204	A	Siena	5	6

RPI	S	Opponent	Score	
247	A	Bucknell	17	4
247	A	Bucknell	10	11
247	A	Bucknell	3	4
247	N	Bucknell	4	8
250	H	Fairfield	1	13
250	H	Fairfield	1	3
250	H	Fairfield	2	4
256	A	Iona	4	3
256	A	Iona	5	18
256	A	Iona	17	8
261	A	Longwood	6	5
261	A	Longwood	10	9
261	A	Longwood	9	13
261	A	Longwood	15	1
265	A	Buffalo	9	6
265	A	Buffalo	12	5
265	H	Buffalo	4	3
265	H	Buffalo	5	1

Niagara

N  
i  
a  
g  
a  
r  
a

N  
i  
a  
g  
a  
r  
a



[illegible]

Non-Div. I Games:	Regis (CO)	8	1
-------------------	------------	---	---

Air Force



158	H	San Diego St.	2	12
158	H	San Diego St.	10	7

RPI	S	Opponent	Score	
279	H	Northern Colo.	16	5
279	H	Northern Colo.	10	9



Average RPI Win: 192		WON-LOST	WINNING	LAST 15	STRENGTH OF		OPP. STRENGTH	TEAM	ADJ		CONF.	ADJ CONF.		
Average RPI Loss: 149		RECORD	PCT. RANK	GAMES	SCHEDULE		OF SCHEDULE	RPI	RPI		RPI	RPI		
DIV. I ONLY		9-32-0	.21951	286	3-11-0		125	234	262		.43028	259		
DIV. I NON-CONF.		3-17-0	.15	282	0-2-0		37	151	239		.4408	236		
TOTALS		RPI 1-25	RPI 26-50		W-L RECORDS		RPI 51-100		RPI 101-150		RPI 150+			
9-32-0		0-1-0	0-3-0		OVERALL		1-6-0		1-8-0		7-14-0			
4-10-0		0-1-0	0-0-0		HOME		0-1-0		0-3-0		4-5-0			
4-21-0		0-0-0	0-3-0		AWAY		1-5-0		1-5-0		2-8-0			
1-1-0		0-0-0	0-0-0		NEUTRAL		0-0-0		0-0-0		1-1-0			
3-17-0		0-1-0	0-3-0		NON-CONFERENCE		1-6-0		1-5-0		1-2-0			
0-2-0		0-1-0	0-0-0		HOME		0-1-0		0-0-0		0-0-0			
2-14-0		0-0-0	0-0-		AWAY		1-5-0		1-5-0		0-1-0			
1-1-0		0-0-0	0-0-0		NEUTRAL		0-0-0		0-0-0		1-1-0			
6-15-0		0-0-0	0-0-0		CONFERENCE		0-0-0		0-3-0		6-12-0			
4-8-0		0-0-0	0-0-0		HOME		0-0-0		0-3-0		4-5-0			
2-7-0		0-0-0	0-0-0		AWAY		0-0-0		0-0-0		2-7-0			
0-0-0		0-0-0	0-0-0		NEUTRAL		0-0-0		0-0-0		0-0-0			
RPI	S	Opponent	Score		RPI	S	Opponent	Score		RPI	S	Opponent	Score	
7	H	Purdue	2	15	43	A	Louisville	4	9	56	H	Indiana St.	3	14
					43	A	Louisville	5	13	71	A	S.C. Upstate	1	10
					43	A	Louisville	5	14	93	A	Missouri	5	15
										93	A	Missouri	5	2
										93	A	Missouri	2	9
										99	A	Indiana	5	6
										100	A	Tennessee	7	9



Ball St.

190 A Toledo	0	5
199 H Eastern Mich.	5	4

Through Games Of Sunday, May 6

RPI	S	Opponent	Score	
270	A	Akron	3	6
270	A	Akron	0	4
270	A	Akron	2	1

Ball St.

B  
a  
l  
l  
S  
t  
.

B  
a  
l  
l  
S  
t  
.



Average RPI Win: 215		WON-LOST RECORD	WINNING PCT. RANK	LAST 15 GAMES	STRENGTH OF SCHEDULE	OPP. STRENGTH OF SCHEDULE	TEAM RPI	ADJ RPI	CONF. RPI	ADJ CONF. RPI							
Average RPI Loss: 138																	
DIV. I ONLY		14-32-0	.30435	270	3-12-0	199	176	256	.4296	260	15	15					
DIV. I NON-CONF.		8-17-0	.32	245	1-5-0	258	239	270	.41415	276	17	17					
<hr/>																	
TOTALS		RPI 1-25		RPI 26-50		W-L RECORDS		RPI 51-100		RPI 101-150		RPI 150+					
14-32-0		0-4-0		0-4-0		OVERALL		2-3-0		0-6-0		12-15-0					
13-11-0		0-0-0		0-0-0		HOME		2-2-0		0-0-0		11-9-0					
1-20-0		0-4-0		0-4-0		AWAY		0-1-0		0-6-0		1-5-0					
0-1-0		0-0-0		0-0-0		NEUTRAL		0-0-0		0-0-0		0-1-0					
8-17-0		0-4-0		0-1-0		NON-CONFERENCE		0-2-0		0-0-0		8-10-0					
7-8-0		0-0-0		0-0-0		HOME		0-1-0		0-0-0		7-7-0					
1-8-0		0-4-0		0-0-		AWAY		0-1-0		0-0-0		1-2-0					
0-1-0		0-0-0		0-0-0		NEUTRAL		0-0-0		0-0-0		0-1-0					
6-15-0		0-0-0		0-3-0		CONFERENCE		2-1-0		0-6-0		4-5-0					
6-3-0		0-0-0		0-0-0		HOME		2-1-0		0-0-0		4-2-0					
0-12-0		0-0-0		0-3-0		AWAY		0-0-0		0-6-0		0-3-0					
0-0-0		0-0-0		0-0-0		NEUTRAL		0-0-0		0-0-0		0-0-0					
RPI	S	Opponent		Score		RPI	S	Opponent		Score		RPI	S	Opponent		Score	
9	A	South Carolina		1	2	26	A	Coastal Caro.		2	3	84	H	Campbell		3	2
9	A	South Carolina		2	3	26	A	Coastal Caro.		0	3	84	H	Campbell		8	7
9	A	South Carolina		1	13	26	A	Coastal Caro.		2	3	84	H	Campbell		4	6
12	A	Virginia		3	12	32	A	Virginia Tech		0	18	92	A	VCU		1	18
												92	H	VCU		3	6

Non-Div. I Games:

VMI



221	H	James Madison	4	5
261	A	Longwood	6	2

RPI	S	Opponent	Score	
280	H	Hartford	6	4
280	H	Hartford	6	5
280	H	Hartford	9	7
290	H	Youngstown St.	2	10
290	H	Youngstown St.	11	3
290	H	Youngstown St.	9	4



Average RPI Win: 262		WON-LOST RECORD	WINNING PCT. RANK	LAST 15 GAMES	STRENGTH OF SCHEDULE	OPP. STRENGTH OF SCHEDULE	TEAM RPI	ADJ RPI	CONF. RPI	ADJ CONF. RPI	
Average RPI Loss: 187											
DIV. I ONLY		22-19-0	.53659 116	10-5-0	288	285	250	.42905 261	19	19	
DIV. I NON-CONF.		22-19-0	.53659 126	10-5-0	291	293	238	.42905 258	20	20	
<hr/>											
TOTALS		RPI 1-25		RPI 26-50		W-L RECORDS		RPI 51-100		RPI 101-150	RPI 150+
22-19-0		0-0-0		0-0-0		OVERALL		0-5-0		2-3-0	20-11-0
15-14-0		0-0-0		0-0-0		HOME		0-2-0		1-3-0	14-9-0
7-5-0		0-0-0		0-0-0		AWAY		0-3-0		1-0-0	6-2-0
0-0-0		0-0-0		0-0-0		NEUTRAL		0-0-0		0-0-0	0-0-0
<hr/>											
22-19-0		0-0-0		0-0-0		NON-CONFERENCE		0-5-0		2-3-0	20-11-0
15-14-0		0-0-0		0-0-0		HOME		0-2-0		1-3-0	14-9-0
7-5-0		0-0-0		0-0-		AWAY		0-3-0		1-0-0	6-2-0
0-0-0		0-0-0		0-0-0		NEUTRAL		0-0-0		0-0-0	0-0-0
<hr/>											
0-0-0		0-0-0		0-0-0		CONFERENCE		0-0-0		0-0-0	0-0-0
0-0-0		0-0-0		0-0-0		HOME		0-0-0		0-0-0	0-0-0
0-0-0		0-0-0		0-0-0		AWAY		0-0-0		0-0-0	0-0-0
0-0-0		0-0-0		0-0-0		NEUTRAL		0-0-0		0-0-0	0-0-0
<hr/>											
RPI	S	Opponent	Score	RPI	S	Opponent	Score	RPI	S	Opponent	Score
						84 A Campbell	6 15			110 A George Mason	8 6
						84 A Campbell	5 9			110 H George Mason	9 7
						84 A Campbell	2 5			128 H Cornell	1 5
						92 H VCU	0 9			128 H Cornell	3 4
						98 H Duke	2 9			128 H Cornell	1 3
										174 H William & Mary	0 6
										221 A James Madison	7 13
										226 H George Washington	2 5
										249 H Temple	3 2
										249 H Temple	1 11
										249 H Temple	7 6
										256 H Iona	4 10
										256 H Iona	8 2
										256 H Iona	6 5
										257 H Niagara	1 15
										257 H Niagara	13 9
										257 H Niagara	9 10
										257 H Niagara	5 6
										260 A VMI	8 6
										260 H VMI	2 6
										275 H N.C. A&T	4 3
										275 H N.C. A&T	4 3
						260 A VMI	8 6			281 A N.C. Central	6 10
						281 A N.C. Central	23 8			281 A N.C. Central	23 8
						281 A N.C. Central	5 3			281 A N.C. Central	5 3
										281 H N.C. Central	2 4
										281 H N.C. Central	13 3
<hr/>											
LAST 15 GAMES											
						98 H Duke	2 9			260 A VMI	8 6
						294 H Md.-East. Shore	7 1			281 A N.C. Central	23 8
						260 H VMI	2 6			281 A N.C. Central	5 3
						275 H N.C. A&T	4 3			281 H N.C. Central	2 4
						275 H N.C. A&T	4 3			281 H N.C. Central	13 3

Non-Div. I Games:

Longwood



110	A	George Mason	8	6
92	H	VCU	0	9

RPI	S	Opponent	Score	
286	H	Norfolk St.	4	3
286	H	Norfolk St.	2	1
288	H	UMBC	5	2
288	H	UMBC	3	1
288	H	UMBC	15	4
294	H	Md.-East. Shore	7	1
297	A	Coppin St.	6	5
297	A	Coppin St.	11	0
297	A	Coppin St.	13	1



Average RPI Win: 196		WON-LOST	WINNING	LAST 15	STRENGTH OF		OPP. STRENGTH	TEAM	ADJ	CONF.	ADJ CONF.
Average RPI Loss: 175		RECORD	PCT. RANK	GAMES	SCHEDULE		OF SCHEDULE	RPI	RPI	RPI	RPI
DIV. I ONLY		14-30-0	.31818	264	4-11-0		229	238	265	.42802	262
DIV. I NON-CONF.		9-15-0	.375	219	1-0-0		217	157	228	.45488	223
TOTALS		RPI 1-25	RPI 26-50		W-L RECORDS		RPI 51-100		RPI 101-150		RPI 150+
14-30-0	0-0-0		1-2-0		OVERALL		0-1-0		1-8-0		12-19-0
9-11-0	0-0-0		0-0-0		HOME		0-0-0		1-3-0		8-8-0
4-17-0	0-0-0		1-2-0		AWAY		0-0-0		0-5-0		3-10-0
1-2-0	0-0-0		0-0-0		NEUTRAL		0-1-0		0-0-0		1-1-0
9-15-0	0-0-0		1-2-0		NON-CONFERENCE		0-1-0		1-4-0		7-8-0
4-4-0	0-0-0		0-0-0		HOME		0-0-0		1-3-0		3-1-0
4-9-0	0-0-0		1-0-		AWAY		0-0-0		0-1-0		3-6-0
1-2-0	0-0-0		0-0-0		NEUTRAL		0-1-0		0-0-0		1-1-0
5-15-0	0-0-0		0-0-0		CONFERENCE		0-0-0		0-4-0		5-11-0
5-7-0	0-0-0		0-0-0		HOME		0-0-0		0-0-0		5-7-0
0-8-0	0-0-0		0-0-0		AWAY		0-0-0		0-4-0		0-4-0
0-0-0	0-0-0		0-0-0		NEUTRAL		0-0-0		0-0-0		0-0-0
RPI S	Opponent	Score	RPI S	Opponent	Score	RPI S	Opponent	Score	RPI S	Opponent	Score
			41 A	Georgia	1 4	56 N	Indiana St.	0 1	101 H	Bradley	9 15
			41 A	Georgia	7 4				101 H	Bradley	2 1
			41 A	Georgia	2 3				101 H	Bradley	4 7
									112 A	Oral Roberts	0 2
									112 A	Oral Roberts	6 16
									112 A	Oral Roberts	3 9
									112 A	Oral Roberts	0 10
									138 A	Saint Louis	2 6
									138 H	Saint Louis	4 7
									155 H	Xavier	6 4
									155 H	Xavier	8 2
									155 H	Xavier	5 11
									162 H	Eastern Ill.	11 1
									173 A	Western Ky.	11 1
									173 A	Western Ky.	4 9
									173 A	Western Ky.	2 7
									177 H	North Dakota St.	1 8
									177 H	North Dakota St.	3 2
									177 H	North Dakota St.	4 10
									177 H	North Dakota St.	7 3
									182 A	Georgia St.	9 11
									182 A	Georgia St.	0 7
									182 A	Georgia St.	4 9
									182 A	Georgia St.	7 5
									216 A	Iowa	7 8
									238 A	Oakland	10 11
									238 A	Oakland	4 6
LAST 15 GAMES			LAST 15 GAMES			LAST 15 GAMES			LAST 15 GAMES		
			287 H	IPFW	5 8		238 A	Oakland	2 3		
			287 H	IPFW	4 1		162 H	Eastern Ill.	11 1		
			287 H	IPFW	5 0		112 A	Oral Roberts	6 16		
			287 H	IPFW	0 10						
			238 A	Oakland	4 6						

Non-Div. I Games: Culver-Stockton 9 0 St. Ambrose 4 4

Western Ill.



Western Ill.

238	A	Oakland	1	8
238	A	Oakland	10	11

Through Games Of Sunday, May 6

RPI	S	Opponent	Score	
238	A	Oakland	1	8
238	A	Oakland	2	3
258	N	Air Force	3	7
263	H	Southern Utah	4	2
263	H	Southern Utah	4	5
263	H	Southern Utah	5	9
263	H	Southern Utah	1	4
287	H	IPFW	0	10
287	H	IPFW	5	0
287	H	IPFW	4	1
287	H	IPFW	5	8
294	N	Md.-East. Shore	9	3
296	A	Alabama A&M	11	2

Western Ill.

W  
e  
s  
t  
e  
r  
n  
I  
l  
l  
.

W  
e  
s  
t  
e  
r  
n  
I  
l  
l  
.



S  
o  
u  
t  
h  
e  
r  
n  
U  
t  
a  
h



287	H	IPFW	8	2
287	H	IPFW	20	14

RPI	S	Opponent	Score	
293	H	Chicago St.	8	7
293	H	Chicago St.	9	2
293	H	Chicago St.	7	6

Southern Utah

S  
o  
u  
t  
h  
e  
r  
n  
U  
t  
a  
h

S  
o  
u  
t  
h  
e  
r  
n  
U  
t  
a  
h



Average RPI Win: 264		WON-LOST	WINNING	LAST 15	STRENGTH OF		OPP. STRENGTH	TEAM	ADJ	CONF.	ADJ CONF.		
Average RPI Loss: 162		RECORD	PCT. RANK	GAMES	SCHEDULE		OF SCHEDULE	RPI	RPI	RPI	RPI		
DIV. I ONLY		20-32-0	.38462	234	4-11-0		261	284	266	.42539	264	31	31
DIV. I NON-CONF.		6-20-0	.23077	275	0-7-0		127	194	244	.43903	238	31	31
TOTALS		RPI 1-25	RPI 26-50		W-L RECORDS		RPI 51-100		RPI 101-150		RPI 150+		
20-32-0		0-0-0	0-0-0		OVERALL		0-8-0		0-6-0		20-18-0		
10-9-0		0-0-0	0-0-0		HOME		0-1-0		0-3-0		10-5-0		
10-18-0		0-0-0	0-0-0		AWAY		0-6-0		0-1-0		10-11-0		
0-5-0		0-0-0	0-0-0		NEUTRAL		0-1-0		0-2-0		0-2-0		
6-20-0		0-0-0	0-0-0		NON-CONFERENCE		0-8-0		0-6-0		6-6-0		
2-5-0		0-0-0	0-0-0		HOME		0-1-0		0-3-0		2-1-0		
4-12-0		0-0-0	0-0-		AWAY		0-6-0		0-1-0		4-5-0		
0-3-0		0-0-0	0-0-0		NEUTRAL		0-1-0		0-2-0		0-0-0		
14-12-0		0-0-0	0-0-0		CONFERENCE		0-0-0		0-0-0		14-12-0		
8-4-0		0-0-0	0-0-0		HOME		0-0-0		0-0-0		8-4-0		
6-6-0		0-0-0	0-0-0		AWAY		0-0-0		0-0-0		6-6-0		
0-2-0		0-0-0	0-0-0		NEUTRAL		0-0-0		0-0-0		0-2-0		
RPI	S	Opponent	Score	RPI	S	Opponent	Score	RPI	S	Opponent	Score		
						59 N UC Irvine	3 5	106 N		Stony Brook	0 6		
						64 A Auburn	4 12	106 N		Stony Brook	2 3		
						64 A Auburn	1 7	115 H		Mercer	0 6		
						67 A Oklahoma	0 7	115 H		Mercer	2 6		
						67 A Oklahoma	0 5	122 A		UAB	3 12		
						67 A Oklahoma	1 2	122 H		UAB	2 3		
						79 A Kennesaw St.	4 9	152 A		Nicholls St.	6 4		
						79 H Kennesaw St.	2 14	163 H		Troy	4 2		
								167 A		Gardner-Webb	10 14		
								167 A		Gardner-Webb	3 9		
								167 A		Gardner-Webb	6 13		
								167 A		Gardner-Webb	7 0		
								182 A		Georgia St.	4 9		
								182 H		Georgia St.	14 9		
								194 N		Southern U.	2 10		
								195 A		Jacksonville St.	4 5		
								195 H		Jacksonville St.	6 8		
								224 A		Jackson St.	1 2		
								224 A		Jackson St.	3 6		
								224 A		Jackson St.	3 4		
								224 H		Jackson St.	1 2		
								224 H		Jackson St.	1 5		
								224 H		Jackson St.	6 10		
								253 N		Grambling	5 8		
								267 A		Alcorn St.	3 4		
								267 A		Alcorn St.	13 12		
								267 A		Alcorn St.	2 10		
LAST 15 GAMES						291 H	Mississippi Val.	5 4					
						267 A	Alcorn St.	13 12	115 H	Mercer	2 6		
						267 A	Alcorn St.	3 4	115 H	Mercer	0 6		
						267 A	Alcorn St.	2 10					
						195 H	Jacksonville St.	6 8					
						195 A	Jacksonville St.	4 5					

Non-Div. I Games:

Alabama St.



Alabama St.

291 H Mississippi Val.	12	2
291 H Mississippi Val.	4	2

Through Games Of Sunday, May 6

RPI	S	Opponent	Score
267	H	Alcorn St.	4 <span>7</span>
267	H	Alcorn St.	3 2
267	H	Alcorn St.	11 7
291	A	Mississippi Val.	3 <span>4</span>
291	A	Mississippi Val.	9 2
291	A	Mississippi Val.	7 2
291	H	Mississippi Val.	12 2
291	H	Mississippi Val.	5 4
291	H	Mississippi Val.	4 2
292	A	Florida A&M	17 4
292	A	Florida A&M	8 2
296	A	Alabama A&M	12 2
296	A	Alabama A&M	7 0
296	A	Alabama A&M	12 8
296	H	Alabama A&M	9 2
296	H	Alabama A&M	7 3
296	H	Alabama A&M	14 2

Alabama St.

A  
l  
a  
b  
a  
m  
a  
s  
t  
.

A  
l  
a  
b  
a  
m  
a  
s  
t  
.



Average RPI Win:		222	WON-LOST RECORD		WINNING PCT. RANK		LAST 15 GAMES		STRENGTH OF SCHEDULE		OPP. STRENGTH OF SCHEDULE		TEAM RPI		ADJ RPI		CONF. RPI		ADJ CONF. RPI				
DIV. I ONLY			14-30-0		.31818	264	5-10-0		209		270		263		.4251		265	23		23			
DIV. I NON-CONF.			7-17-0		.29167	255	0-5-0		233		276		271		.41506		273	23		23			
TOTALS		RPI 1-25		RPI 26-50			W-L RECORDS			RPI 51-100			RPI 101-150			RPI 150+							
14-30-0		0-3-0		0-0-0			OVERALL			0-0-0			0-3-0			14-24-0							
5-7-0		0-0-0		0-0-0			HOME			0-0-0			0-0-0			5-7-0							
8-23-0		0-3-0		0-0-0			AWAY			0-0-0			0-3-0			8-17-0							
1-0-0		0-0-0		0-0-0			NEUTRAL			0-0-0			0-0-0			1-0-0							
7-17-0		0-3-0		0-0-0			NON-CONFERENCE			0-0-0			0-0-0			7-14-0							
1-3-0		0-0-0		0-0-0			HOME			0-0-0			0-0-0			1-3-0							
5-14-0		0-3-0		0-0-			AWAY			0-0-0			0-0-0			5-11-0							
1-0-0		0-0-0		0-0-0			NEUTRAL			0-0-0			0-0-0			1-0-0							
7-13-0		0-0-0		0-0-0			CONFERENCE			0-0-0			0-3-0			7-10-0							
4-4-0		0-0-0		0-0-0			HOME			0-0-0			0-0-0			4-4-0							
3-9-0		0-0-0		0-0-0			AWAY			0-0-0			0-3-0			3-6-0							
0-0-0		0-0-0		0-0-0			NEUTRAL			0-0-0			0-0-0			0-0-0							
RPI	S	Opponent		Score		RPI	S	Opponent		Score		RPI	S	Opponent		Score		RPI	S	Opponent		Score	
10	A	Kentucky		4	13									117	A	Kent St.		4	5				
10	A	Kentucky		6	7									117	A	Kent St.		3	6				
10	A	Kentucky		5	9									117	A	Kent St.		3	6				
														156	A	Villanova		4	5				
														179	A	Towson		8	6				
														181	H	Miami (OH)		5	6				
														181	H	Miami (OH)		4	2				
														181	H	Miami (OH)		9	3				
														189	A	Morehead St.		18	11				
														189	A	Morehead St.		6	3				
														189	A	Morehead St.		7	8				
														189	A	Morehead St.		11	12				
														190	A	Toledo		6	2				
														190	A	Toledo		5	1				
														190	A	Toledo		0	3				
														192	A	Central Mich.		13	14				
														192	A	Central Mich.		2	7				
														192	A	Central Mich.		11	10				
														209	A	Canisius		6	8				
														209	A	Canisius		12	24				
														209	H	Canisius		4	14				
								LAST 15 GAMES						209	H	Canisius		13	4				
								190 A Toledo		6	2			181 H Miami (OH)	9	3							
								190 A Toledo		0	3			244 A Ohio	1	4							
								190 A Toledo		5	1			244 A Ohio	3	5							
								257 A Niagara		3	4												
								257 A Niagara		1	5												
														237 A La Salle	6	7							
														244 A Ohio	3	5							

Non-Div. I Games:

Buffalo



Buffalo

181	H	Miami (OH)	5	6
181	H	Miami (OH)	4	2

Through Games Of Sunday, May 6

RPI	S	Opponent	Score	
244	A	Ohio	1	4
244	A	Ohio	4	6
245	A	St. Bonaventure	4	8
245	A	St. Bonaventure	6	7
257	A	Niagara	1	5
257	A	Niagara	3	4
257	H	Niagara	5	12
257	H	Niagara	6	9
270	H	Akron	4	5
270	H	Akron	7	6
270	H	Akron	3	2
276	N	LIU Brooklyn	27	13
288	A	UMBC	16	8
297	A	Coppin St.	8	1

Buffalo

B  
u  
f  
f  
a  
l  
o

B  
u  
f  
f  
a  
l  
o







232	H	Southeast Mo. St.	5	4
77	A	Belmont	3	6

RPI	S	Opponent	Score	
211	H	Tennessee Tech	13	6
232	H	Southeast Mo. St.	5	4
232	H	Southeast Mo. St.	2	14
232	H	Southeast Mo. St.	1	13
258	N	Air Force	6	2
268	H	Butler	5	13
268	H	Butler	5	4
268	H	Butler	5	0



Average RPI Win:	278	WON-LOST RECORD	WINNING PCT. RANK	LAST 15 GAMES	STRENGTH OF SCHEDULE	OPP. STRENGTH OF SCHEDULE	TEAM RPI	ADJ RPI	CONF. RPI	ADJ CONF. RPI	
DIV. I ONLY		17-32-0	.34694 259	10-5-0	250	260	269	.42386 267	31	31	
DIV. I NON-CONF.		1-22-0	.04348 295	0-1-0	62	36	277	.41287 277	31	31	
<hr/>											
TOTALS	RPI 1-25	RPI 26-50		W-L RECORDS	RPI 51-100		RPI 101-150		RPI 150+		
17-32-0	0-2-0	0-6-0		OVERALL	0-4-0		0-6-0		17-14-0		
9-5-0	0-0-0	0-0-0		HOME	0-0-0		0-0-0		9-5-0		
7-26-0	0-2-0	0-6-0		AWAY	0-4-0		0-6-0		7-8-0		
1-1-0	0-0-0	0-0-0		NEUTRAL	0-0-0		0-0-0		1-1-0		
<hr/>											
1-22-0	0-2-0	0-6-0		NON-CONFERENCE	0-4-0		0-6-0		1-4-0		
0-1-0	0-0-0	0-0-0		HOME	0-0-0		0-0-0		0-1-0		
0-20-0	0-2-0	0-0-		AWAY	0-4-0		0-6-0		0-2-0		
1-1-0	0-0-0	0-0-0		NEUTRAL	0-0-0		0-0-0		1-1-0		
<hr/>											
16-10-0	0-0-0	0-0-0		CONFERENCE	0-0-0		0-0-0		16-10-0		
9-4-0	0-0-0	0-0-0		HOME	0-0-0		0-0-0		9-4-0		
7-6-0	0-0-0	0-0-0		AWAY	0-0-0		0-0-0		7-6-0		
0-0-0	0-0-0	0-0-0		NEUTRAL	0-0-0		0-0-0		0-0-0		
<hr/>											
RPI S	Opponent	Score	RPI S	Opponent	Score	RPI S	Opponent	Score	RPI S	Opponent	Score
5 A	LSU	2 7	39 A	Mississippi St.	2 6	55 A	Southeastern La.	1 12	109 A	Southern Miss.	1 13
5 A	LSU	0 19	41 A	Georgia	5 8	55 A	Southeastern La.	3 12	109 A	Southern Miss.	7 9
			41 A	Georgia	6 23	64 A	Auburn	0 22	109 A	Southern Miss.	3 17
			45 A	Wichita St.	4 12	64 A	Auburn	1 7	112 A	Oral Roberts	5 11
			49 A	Tulane	3 10				112 A	Oral Roberts	1 12
			49 A	Tulane	1 14				112 A	Oral Roberts	1 11
									152 A	Nicholls St.	4 17
									152 H	Nicholls St.	2 9
									164 A	La.-Lafayette	4 6
									224 A	Jackson St.	3 7
									224 A	Jackson St.	2 7
									224 A	Jackson St.	6 8
									224 H	Jackson St.	5 11
									224 H	Jackson St.	2 6
									224 H	Jackson St.	5 4
									253 A	Grambling	9 4
									253 H	Grambling	9 7
									258 N	Air Force	1 6
									258 N	Air Force	7 5
									264 A	Alabama St.	7 4
									264 A	Alabama St.	2 3
									264 A	Alabama St.	7 11
									264 H	Alabama St.	10 2
									264 H	Alabama St.	4 3
									264 H	Alabama St.	12 13
									291 A	Mississippi Val.	12 7
									291 A	Mississippi Val.	5 4
<hr/>											
			LAST 15 GAMES								
			264 H Alabama St. 12 13			253 A Grambling 9 4			264 H Alabama St. 10 2		
			264 H Alabama St. 4 3			224 H Jackson St. 5 11			264 H Alabama St. 4 3		
			264 H Alabama St. 10 2			224 H Jackson St. 5 4			264 H Alabama St. 12 13		
			152 A Nicholls St. 4 17						291 A Mississippi Val. 12 7		
			296 A Alabama A&M 7 6						291 A Mississippi Val. 5 4		

**Non-Div. I Games:**

Alcorn St.



Alcorn St.

296	A	Alabama A&M	8	2
296	A	Alabama A&M	9	0

Through Games Of Sunday, May 6

RPI	S	Opponent	Score	
291	A	Mississippi Val.	4	9
291	H	Mississippi Val.	9	10
291	H	Mississippi Val.	9	6
291	H	Mississippi Val.	6	5
296	A	Alabama A&M	8	2
296	A	Alabama A&M	9	0
296	A	Alabama A&M	7	6
296	H	Alabama A&M	14	1
296	H	Alabama A&M	6	3
296	H	Alabama A&M	9	7

Alcorn St.

A  
l  
c  
o  
r  
n  
S  
t  
.

A  
l  
c  
o  
r  
n  
S  
t  
.



Average RPI Win: 217		WON-LOST RECORD	WINNING PCT. RANK	LAST 15 GAMES	STRENGTH OF SCHEDULE	OPP. STRENGTH OF SCHEDULE	TEAM RPI	ADJ RPI		CONF. RPI	ADJ CONF. RPI	
Average RPI Loss: 179												
DIV. I ONLY		18-26-0	.40909	218	3-11-0	283	236	268	.42248	268	26	27
DIV. I NON-CONF.		9-11-0	.45	179	0-2-0	289	220	257	.42953	257	24	25
<hr/>												
TOTALS		RPI 1-25		RPI 26-50		W-L RECORDS		RPI 51-100		RPI 101-150		RPI 150+
18-26-0		0-0-0		0-0-0		OVERALL		1-2-0		5-12-0		12-12-0
10-9-0		0-0-0		0-0-0		HOME		0-0-0		3-3-0		7-6-0
7-17-0		0-0-0		0-0-0		AWAY		1-2-0		2-9-0		4-6-0
1-0-0		0-0-0		0-0-0		NEUTRAL		0-0-0		0-0-0		1-0-0
<hr/>												
9-11-0		0-0-0		0-0-0		NON-CONFERENCE		1-2-0		1-4-0		7-5-0
5-2-0		0-0-0		0-0-0		HOME		0-0-0		0-0-0		5-2-0
3-9-0		0-0-0		0-0-		AWAY		1-2-0		1-4-0		1-3-0
1-0-0		0-0-0		0-0-0		NEUTRAL		0-0-0		0-0-0		1-0-0
<hr/>												
9-15-0		0-0-0		0-0-0		CONFERENCE		0-0-0		4-8-0		5-7-0
5-7-0		0-0-0		0-0-0		HOME		0-0-0		3-3-0		2-4-0
4-8-0		0-0-0		0-0-0		AWAY		0-0-0		1-5-0		3-3-0
0-0-0		0-0-0		0-0-0		NEUTRAL		0-0-0		0-0-0		0-0-0
<hr/>												
RPI	S	Opponent	Score	RPI	S	Opponent	Score	RPI	S	Opponent	Score	
						77 A	Belmont	8	7	104 A	Notre Dame	5 6
						77 A	Belmont	2	8	114 A	Wright St.	2 4
						77 A	Belmont	4	12	114 A	Wright St.	1 12
										114 A	Wright St.	9 7
										114 H	Wright St.	9 5
										114 H	Wright St.	1 14
										114 H	Wright St.	10 19
										133 A	Fresno St.	0 6
										133 A	Fresno St.	0 3
										133 A	Fresno St.	12 9
										133 A	Fresno St.	2 17
										142 A	Valparaiso	2 4
										142 A	Valparaiso	2 3
										142 A	Valparaiso	0 1
										142 H	Valparaiso	7 15
										142 H	Valparaiso	13 8
										142 H	Valparaiso	5 4
										155 H	Xavier	3 4
										173 A	Western Ky.	1 13
										214 H	Dayton	8 5
										229 H	Cincinnati	7 5
										241 H	Ill.-Chicago	5 7
										241 H	Ill.-Chicago	9 14
										241 H	Ill.-Chicago	9 8
										242 A	Milwaukee	2 14
										242 A	Milwaukee	3 2
										242 A	Milwaukee	4 16
<hr/>												
Non-Div. I Games:		Indianapolis	12	13	Bellarmine	12	5	Wabash	17	3	Marian (IN)	12 6
<hr/>												



Butler

114 A Wright St.	1	12
114 A Wright St.	9	7

Through Games Of Sunday, May 6

RPI	S	Opponent	Score	
259	N	Ball St.	8	6
266	A	UT Martin	4	5
266	A	UT Martin	0	5
266	A	UT Martin	13	5
287	H	IPFW	6	4
287	H	IPFW	4	2
287	H	IPFW	1	7
287	H	IPFW	11	4
290	A	Youngstown St.	18	5
290	A	Youngstown St.	3	9
290	A	Youngstown St.	7	5
290	H	Youngstown St.	4	12
290	H	Youngstown St.	14	2
290	H	Youngstown St.	7	9

Butler

B  
u  
t  
l  
e  
r

B  
u  
t  
l  
e  
r



Average RPI Win:	245	WON-LOST RECORD	WINNING PCT. RANK	LAST 15 GAMES	STRENGTH OF SCHEDULE	OPP. STRENGTH OF SCHEDULE	TEAM RPI	ADJ RPI	CONF. RPI	ADJ CONF. RPI	
DIV. I ONLY	17-31-1	.35714	256	7-8-0	251	263	267	.41972	269	24	25
DIV. I NON-CONF.	11-17-1	.39655	213	3-0-0	283	266	267	.41768	267	27	27
<hr/>											
TOTALS	RPI 1-25	RPI 26-50		W-L RECORDS		RPI 51-100		RPI 101-150		RPI 150+	
17-31-1	0-0-0	0-0-0		OVERALL		0-3-0		1-9-0		16-19-1	
7-12-0	0-0-0	0-0-0		HOME		0-0-0		1-3-0		6-9-0	
9-16-1	0-0-0	0-0-0		AWAY		0-3-0		0-5-0		9-8-1	
1-3-0	0-0-0	0-0-0		NEUTRAL		0-0-0		0-1-0		1-2-0	
11-17-1	0-0-0	0-0-0		NON-CONFERENCE		0-3-0		0-2-0		11-12-1	
4-7-0	0-0-0	0-0-0		HOME		0-0-0		0-0-0		4-7-0	
6-7-1	0-0-0	0-0-		AWAY		0-3-0		0-1-0		6-3-1	
1-3-0	0-0-0	0-0-0		NEUTRAL		0-0-0		0-1-0		1-2-0	
6-14-0	0-0-0	0-0-0		CONFERENCE		0-0-0		1-7-0		5-7-0	
3-5-0	0-0-0	0-0-0		HOME		0-0-0		1-3-0		2-2-0	
3-9-0	0-0-0	0-0-0		AWAY		0-0-0		0-4-0		3-5-0	
0-0-0	0-0-0	0-0-0		NEUTRAL		0-0-0		0-0-0		0-0-0	
RPI S	Opponent	Score	RPI S	Opponent	Score	RPI S	Opponent	Score	RPI S	Opponent	Score
						75 A	California	3 9	129 A	Santa Clara	3 5
						75 A	California	0 10	131 A	Army	4 8
						75 A	California	3 18	131 A	Army	0 1
									131 A	Army	8 17
									131 A	Army	6 11
									141 H	Holy Cross	4 1
									141 H	Holy Cross	1 3
									141 H	Holy Cross	7 11
									141 H	Holy Cross	5 16
									150 N	Columbia	2 14
									157 H	Delaware	0 5
									183 A	Davidson	3 1
									183 A	Davidson	1 9
									187 H	Binghamton	4 10
									187 H	Binghamton	5 4
									187 H	Binghamton	4 6
									187 H	Binghamton	1 3
									193 A	San Jose St.	2 5
									193 A	San Jose St.	4 8
									202 N	Utah	3 11
									210 A	Saint Joseph's	6 3
									227 N	Fairleigh Dickinson	8 7
									227 N	Fairleigh Dickinson	3 6
									228 A	Delaware St.	11 11
									228 H	Delaware St.	3 2
									247 A	Bucknell	8 1
									247 A	Bucknell	5 11
									</		

Non-Div. I Games: Scranton 17 3

Lehigh



141 H Holy Cross	1	3
141 H Holy Cross	4	1

RPI	S	Opponent	Score
247	A	Bucknell	0 6
247	A	Bucknell	6 7
249	A	Temple	8 5
254	A	Navy	1 5
254	A	Navy	1 2
254	A	Navy	3 2
254	A	Navy	4 1
256	H	Iona	3 7
256	H	Iona	4 6
256	H	Iona	13 7
256	H	Iona	7 10
271	H	Lafayette	1 8
271	H	Lafayette	6 8
271	H	Lafayette	3 1
271	H	Lafayette	10 2
294	A	Md.-East. Shore	5 3
294	A	Md.-East. Shore	7 6
297	A	Coppin St.	14 4
297	H	Coppin St.	4 2

L  
e  
h  
i  
g  
h

L  
e  
h  
i  
g  
h



Average RPI Win: 235		WON-LOST RECORD	WINNING PCT. RANK		LAST 15 GAMES	STRENGTH OF SCHEDULE	OPP. STRENGTH OF SCHEDULE	TEAM RPI	ADJ RPI		CONF. RPI	ADJ CONF. RPI								
Average RPI Loss: 170																				
DIV. I ONLY		17-30-0	.3617	254	4-11-0	278	210	273	.41938	270	23	23								
DIV. I NON-CONF.		7-19-0	.26923	263	0-3-0	239	215	273	.41635	268	23	23								
<hr/>																				
TOTALS		RPI 1-25		RPI 26-50		W-L RECORDS		RPI 51-100		RPI 101-150		RPI 150+								
17-30-0		0-0-0		0-3-0		OVERALL		0-4-0		0-2-0		17-21-0								
7-6-0		0-0-0		0-0-0		HOME		0-0-0		0-0-0		7-6-0								
5-19-0		0-0-0		0-1-0		AWAY		0-4-0		0-1-0		5-13-0								
5-5-0		0-0-0		0-2-0		NEUTRAL		0-0-0		0-1-0		5-2-0								
7-19-0		0-0-0		0-3-0		NON-CONFERENCE		0-4-0		0-2-0		7-10-0								
1-3-0		0-0-0		0-0-0		HOME		0-0-0		0-0-0		1-3-0								
1-11-0		0-0-0		0-0-		AWAY		0-4-0		0-1-0		1-5-0								
5-5-0		0-0-0		0-2-0		NEUTRAL		0-0-0		0-1-0		5-2-0								
10-11-0		0-0-0		0-0-0		CONFERENCE		0-0-0		0-0-0		10-11-0								
6-3-0		0-0-0		0-0-0		HOME		0-0-0		0-0-0		6-3-0								
4-8-0		0-0-0		0-0-0		AWAY		0-0-0		0-0-0		4-8-0								
0-0-0		0-0-0		0-0-0		NEUTRAL		0-0-0		0-0-0		0-0-0								
RPI	S	Opponent	Score		RPI	S	Opponent	Score		RPI	S	Opponent	Score							
			29	N	Appalachian St.	1		4	62	A	Ohio St.	2		7						
			29	N	Appalachian St.	3		8	73	A	Southern California	5		9						
			50	A	Elon	1		7	73	A	Southern California	1		12						
									73	A	Southern California	2		10						
												105	N	Seton Hall	2		3			
												144	A	Austin Peay	4		14			
												155	N	Xavier	4		0			
												170	A	West Virginia	8		2			
												170	A	West Virginia	7		12			
												170	H	West Virginia	6		17			
												177	N	North Dakota St.	3		4			
												181	A	Miami (OH)	3		4			
												181	A	Miami (OH)	0		6			
												181	A	Miami (OH)	3		4			
												184	A	Pittsburgh	2		3			
												184	H	Pittsburgh	5		9			
												184	N	Pittsburgh	12		4			
												192	H	Central Mich.	9		10			
												192	H	Central Mich.	1		7			
												192	H	Central Mich.	7		0			
												209	H	Canisius	6		10			
												213	A	Jacksonville	1		5			
												213	A	Jacksonville	2		5			
												215	A	Western Mich.	6		10			
												215	A	Western Mich.	3		1			
												215	A	Western Mich.	6		1			
												216	N	Iowa	3		17			
												235	H	Bowling Green	3		0			
												235	H	Bowling Green	4		3			
												235	H	Bowling Green	2		1			
												248	A	Northern Ill.	2		8			
<hr/>																				
LAST 15 GAMES																				
			181	A	Miami (OH)	3		4	215	A	Western Mich.	6		1	215	A	Western Mich.	6		10
			181	A	Miami (OH)	0		6	215	A	Western Mich.	6		10	235	H	Bowling Green	3		0
			181	A	Miami (OH)	3		4	215	A	Western Mich.	3		1	235	H	Bowling Green	4		3
			192	H	Central Mich.	9		10							235	H	Bowling Green	2		1
			192	H	Central Mich.	1		7							248	A	Northern Ill.	2		8

Non-Div. I Games:

Akron



192	H	Central Mich.	7	0
209	H	Canisius	6	10

RPI	S	Opponent	Score	
248	A	Northern Ill.	5	10
248	A	Northern Ill.	8	1
250	N	Fairfield	8	4
259	H	Ball St.	6	3
259	H	Ball St.	4	0
259	H	Ball St.	1	2
265	A	Buffalo	5	4
265	A	Buffalo	6	7
265	A	Buffalo	2	3
290	A	Youngstown St.	4	8
290	H	Youngstown St.	5	2
290	N	Youngstown St.	7	6
293	N	Chicago St.	14	5



Average RPI Win: 225		WON-LOST	WINNING	LAST 15	STRENGTH OF		OPP. STRENGTH	TEAM	ADJ		CONF.	ADJ CONF.
Average RPI Loss: 193		RECORD	PCT. RANK	GAMES	SCHEDULE		OF SCHEDULE	RPI	RPI		RPI	RPI
DIV. I ONLY		14-35-1	.29	274	4-11-0		203	267	271		24	25
DIV. I NON-CONF.		7-22-1	.25	268	1-4-0		244	265	280		27	27
TOTALS		RPI 1-25	RPI 26-50		W-L RECORDS		RPI 51-100		RPI 101-150		RPI 150+	
14-35-1		0-0-0	0-0-0		OVERALL		1-3-0		2-7-0		11-25-1	
5-10-0		0-0-0	0-0-0		HOME		0-0-0		0-0-0		5-10-0	
9-23-1		0-0-0	0-0-0		AWAY		1-3-0		2-7-0		6-13-1	
0-2-0		0-0-0	0-0-0		NEUTRAL		0-0-0		0-0-0		0-2-0	
7-22-1		0-0-0	0-0-0		NON-CONFERENCE		1-3-0		0-1-0		6-18-1	
2-5-0		0-0-0	0-0-0		HOME		0-0-0		0-0-0		2-5-0	
5-15-1		0-0-0	0-0-		AWAY		1-3-0		0-1-0		4-11-1	
0-2-0		0-0-0	0-0-0		NEUTRAL		0-0-0		0-0-0		0-2-0	
7-13-0		0-0-0	0-0-0		CONFERENCE		0-0-0		2-6-0		5-7-0	
3-5-0		0-0-0	0-0-0		HOME		0-0-0		0-0-0		3-5-0	
4-8-0		0-0-0	0-0-0		AWAY		0-0-0		2-6-0		2-2-0	
0-0-0		0-0-0	0-0-0		NEUTRAL		0-0-0		0-0-0		0-0-0	
RPI S	Opponent	Score	RPI S	Opponent	Score	RPI S	Opponent	Score	RPI S	Opponent	Score	
						80 A	South Fla.	0 5	105 A	Seton Hall	3 4	
						80 A	South Fla.	3 9	131 A	Army	0 8	
						80 A	South Fla.	7 6	131 A	Army	2 4	
						89 A	Rutgers	3 8	131 A	Army	0 1	
									131 A	Army	0 6	
									141 A	Holy Cross	0 8	
									141 A	Holy Cross	12 6	
									141 A	Holy Cross	0 4	
									141 A	Holy Cross	12 6	
									153 A	Monmouth	2 7	
									156 A	Villanova	1 2	
									156 H	Villanova	3 5	
									171 A	Marist	1 7	
									171 A	Marist	1 11	
									171 H	Marist	0 9	
									177 N	North Dakota St.	0 4	
									221 A	James Madison	0 9	
									221 A	James Madison	9 10	
									221 A	James Madison	5 7	
									227 A	Fairleigh Dickinson	2 6	
									227 A	Fairleigh Dickinson	3 3	
									227 H	Fairleigh Dickinson	7 6	
									236 H	Rider	6 3	
									237 A	La Salle	1 11	
									237 H	La Salle	2 11	
									246 A	Penn	8 9	
									246 A	Penn	3 2	
LAST 15 GAMES												
						171 H	Marist	0 9	276 A	LIU Brooklyn	8 6	
						171 A	Marist	1 11	254 H	Navy	1 4	
						171 A	Marist	1 7	254 H	Navy	2 10	
						247 H	Bucknell	4 10				
						247 H	Bucknell	6 2				

Non-Div. I Games:

Lafayette



Lafayette

247	H	Bucknell	5	4
247	H	Bucknell	3	2

Through Games Of Sunday, May 6

RPI	S	Opponent	Score	
246	H	Penn	0	2
247	H	Bucknell	6	2
247	H	Bucknell	4	10
247	H	Bucknell	3	2
247	H	Bucknell	5	4
254	H	Navy	2	10
254	H	Navy	1	4
254	H	Navy	3	13
254	H	Navy	3	21
255	H	Wagner	9	13
260	A	VMI	5	4
260	A	VMI	0	8
260	A	VMI	12	5
269	A	Lehigh	8	1
269	A	Lehigh	8	6
269	A	Lehigh	2	10
269	A	Lehigh	1	3
272	N	Yale	3	9
276	A	LIU Brooklyn	8	6

Lafayette

L  
a  
f  
a  
y  
e  
t  
t  
e

L  
a  
f  
a  
y  
e  
t  
t  
e



Average RPI Win: 238		WON-LOST RECORD		WINNING PCT. RANK		LAST 15 GAMES		STRENGTH OF SCHEDULE		OPP. STRENGTH OF SCHEDULE		TEAM RPI		ADJ RPI		CONF. RPI		ADJ CONF. RPI	
DIV. I ONLY		13-31-1		.3 272		7-8-0		224		242		270		.41734 272		22		22	
DIV. I NON-CONF.		8-16-1		.34 238		2-1-0		124		270		221		.45427 224		21		21	
TOTALS		RPI 1-25		RPI 26-50		W-L RECORDS		RPI 51-100		RPI 101-150		RPI 150+							
13-31-1		0-0-0		0-4-0		OVERALL		0-2-0		2-9-1		11-16-0							
8-10-0		0-0-0		0-0-0		HOME		0-0-0		2-5-0		6-5-0							
2-19-0		0-0-0		0-4-0		AWAY		0-2-0		0-4-0		2-9-0							
3-2-1		0-0-0		0-0-0		NEUTRAL		0-0-0		0-0-1		3-2-0							
8-16-1		0-0-0		0-4-0		NON-CONFERENCE		0-2-0		2-3-1		6-7-0							
4-4-0		0-0-0		0-0-0		HOME		0-0-0		2-1-0		2-3-0							
1-10-0		0-0-0		0-0-		AWAY		0-2-0		0-2-0		1-2-0							
3-2-1		0-0-0		0-0-0		NEUTRAL		0-0-0		0-0-1		3-2-0							
5-15-0		0-0-0		0-0-0		CONFERENCE		0-0-0		0-6-0		5-9-0							
4-6-0		0-0-0		0-0-0		HOME		0-0-0		0-4-0		4-2-0							
1-9-0		0-0-0		0-0-0		AWAY		0-0-0		0-2-0		1-7-0							
0-0-0		0-0-0		0-0-0		NEUTRAL		0-0-0		0-0-0		0-0-0							
RPI S	Opponent	Score		RPI S	Opponent	Score		RPI S	Opponent	Score		RPI S	Opponent	Score					
				32 A	Virginia Tech	3	15	80 A	South Fla.	1	2	101 N	Bradley	7	7				
				32 A	Virginia Tech	0	17	90 A	Connecticut	0	8	106 A	Stony Brook	2	13				
				32 A	Virginia Tech	5	6					106 A	Stony Brook	0	10				
				32 A	Virginia Tech	2	12					106 H	Stony Brook	1	2				
												106 H	Stony Brook	1	0				
												128 H	Cornell	6	8				
												128 H	Cornell	3	5				
												135 H	Princeton	1	2				
												135 H	Princeton	3	6				
												141 H	Holy Cross	5	4				
												150 A	Columbia	1	3				
												150 A	Columbia	0	3				
												166 A	Dartmouth	0	2				
												166 A	Dartmouth	3	4				
												166 A	Dartmouth	4	5				
												166 A	Dartmouth	4	8				
												177 N	North Dakota St.	1	2				
												223 N	Georgetown	3	9				
												223 N	Georgetown	3	2				
												233 H	Harvard	3	2				
												233 H	Harvard	6	7				
												233 H	Harvard	5	3				
												233 H	Harvard	3	4				
												235 N	Bowling Green	11	9				
												246 A	Penn	1	8				
												246 A	Penn	1	4				
												250 H	Fairfield	3	4				
				LAST 15 GAMES															
				282 H	Brown	13	7	166 A	Dartmouth	4	5	233 H	Harvard	3	4				
				282 H	Brown	5	4	166 A	Dartmouth	3	4	235 N	Bowling Green	11	9				
				282 A	Brown	1	2	251 H	Sacred Heart	7	4	246 A	Penn	1	8				
				282 A	Brown	10	8					246 A	Penn	1	4				
				141 H	Holy Cross	5	4					250 H	Fairfield	3	4				

Non-Div. I Games:

Yale



166	A	Dartmouth	4	8
166	A	Dartmouth	0	2

RPI	S	Opponent	Score	
250	H	Fairfield	4	8
251	A	Sacred Heart	3	6
251	H	Sacred Heart	7	4
271	N	Lafayette	9	3
280	A	Hartford	4	1
280	A	Hartford	0	2
280	H	Hartford	5	7
280	H	Hartford	8	5
282	A	Brown	10	8
282	A	Brown	1	2
282	H	Brown	5	4
282	H	Brown	13	7



Average RPI Win:	227	WON-LOST	WINNING	LAST 15	STRENGTH OF	OPP. STRENGTH	TEAM	ADJ	CONF.	ADJ CONF.	
Average RPI Loss:	187	RECORD	PCT. RANK	GAMES	SCHEDULE	OF SCHEDULE	RPI	RPI	RPI	RPI	
DIV. I ONLY	12-28-1	.30488	269	3-11-0	235	281	275	.41646	273	28	28
DIV. I NON-CONF.	9-17-1	.35185	233	2-2-0	279	269	275	.41526	272	28	28
<hr/>											
TOTALS	RPI 1-25	RPI 26-50		W-L RECORDS		RPI 51-100		RPI 101-150		RPI 150+	
12-28-1	0-0-0	0-0-0		OVERALL		0-1-0		4-8-0		8-19-1	
3-5-0	0-0-0	0-0-0		HOME		0-0-0		2-3-0		1-2-0	
9-22-1	0-0-0	0-0-0		AWAY		0-1-0		2-5-0		7-16-1	
0-1-0	0-0-0	0-0-0		NEUTRAL		0-0-0		0-0-0		0-1-0	
<hr/>											
9-17-1	0-0-0	0-0-0		NON-CONFERENCE		0-1-0		3-5-0		6-11-1	
2-0-0	0-0-0	0-0-0		HOME		0-0-0		1-0-0		1-0-0	
7-16-1	0-0-0	0-0-		AWAY		0-1-0		2-5-0		5-10-1	
0-1-0	0-0-0	0-0-0		NEUTRAL		0-0-0		0-0-0		0-1-0	
<hr/>											
3-11-0	0-0-0	0-0-0		CONFERENCE		0-0-0		1-3-0		2-8-0	
1-5-0	0-0-0	0-0-0		HOME		0-0-0		1-3-0		0-2-0	
2-6-0	0-0-0	0-0-0		AWAY		0-0-0		0-0-0		2-6-0	
0-0-0	0-0-0	0-0-0		NEUTRAL		0-0-0		0-0-0		0-0-0	
<hr/>											
RPI S	Opponent	Score	RPI S	Opponent	Score	RPI S	Opponent	Score	RPI S	Opponent	Score
						85 A	Nebraska	3 12	112 H	Oral Roberts	1 6
						112 H	Oral Roberts	3 1			
						112 H	Oral Roberts	3 9			
						112 H	Oral Roberts	6 7			
						132 A	Minnesota	3 9			
						132 H	Minnesota	3 1			
						140 A	Arkansas St.	7 12			
						140 A	Arkansas St.	5 15			
						140 A	Arkansas St.	1 10			
						145 A	SIU Edwardsville	5 0			
						145 A	SIU Edwardsville	2 4			
						145 A	SIU Edwardsville	11 8			
						177 A	North Dakota St.	2 3			
						177 A	North Dakota St.	2 3			
						177 A	North Dakota St.	6 7			
						177 A	North Dakota St.	1 4			
						177 H	North Dakota St.	1 6			
						198 A	Murray St.	4 12			
						198 A	Murray St.	2 3			
						198 A	Murray St.	1 6			
						200 A	Creighton	5 6			
						200 A	Creighton	5 2			
						205 A	UALR	13 14			
						205 A	UALR	8 20			
						216 A	Iowa	2 6			
216 A	Iowa	4 11									
216 N	Iowa	1 6									

Non-Div. I Games: Mt. Marty 3 1 Sioux Falls 8 5

South Dakota St.



South Dakota St.

177 A North Dakota St.	1	4
177 A North Dakota St.	6	7

Through Games Of Sunday, May 6

RPI	S	Opponent	Score	
238	H	Oakland	2	4
277	H	North Dakota	12	6
279	A	Northern Colo.	13	15
279	A	Northern Colo.	7	8
279	A	Northern Colo.	10	5
279	A	Northern Colo.	7	3
287	A	IPFW	2	3
287	A	IPFW	3	0
287	A	IPFW	13	3
287	A	IPFW	2	3
289	A	Ark.-Pine Bluff	3	3
289	A	Ark.-Pine Bluff	4	2
289	A	Ark.-Pine Bluff	11	0

South Dakota St.

S  
o  
u  
t  
h  
D  
a  
k  
o  
t  
a  
S  
t  
.

S  
o  
u  
t  
h  
D  
a  
k  
o  
t  
a  
S  
t  
.



Average RPI Win: 204		WON-LOST	WINNING		LAST 15	STRENGTH OF		OPP. STRENGTH	TEAM	ADJ		CONF.	ADJ CONF.					
Average RPI Loss: 179		RECORD	PCT. RANK		GAMES	SCHEDULE		OF SCHEDULE	RPI	RPI		RPI	RPI					
DIV. I ONLY		12-35-0	.25532	282	2-12-0	204		259	276	.41581	274	19	19					
DIV. I NON-CONF.		11-33-0	.25	268	2-12-0	210		283	276	.41494	274	20	20					
TOTALS		RPI 1-25	RPI 26-50		W-L RECORDS		RPI 51-100		RPI 101-150		RPI 150+							
12-35-0		0-0-0	0-0-0		OVERALL		1-7-0		1-4-0		10-24-0							
1-4-0		0-0-0	0-0-0		HOME		0-0-0		0-1-0		1-3-0							
7-28-0		0-0-0	0-0-0		AWAY		1-7-0		0-2-0		6-19-0							
4-3-0		0-0-0	0-0-0		NEUTRAL		0-0-0		1-1-0		3-2-0							
11-33-0		0-0-0	0-0-0		NON-CONFERENCE		1-7-0		1-4-0		9-22-0							
1-4-0		0-0-0	0-0-0		HOME		0-0-0		0-1-0		1-3-0							
6-26-0		0-0-0	0-0-		AWAY		1-7-0		0-2-0		5-17-0							
4-3-0		0-0-0	0-0-0		NEUTRAL		0-0-0		1-1-0		3-2-0							
1-2-0		0-0-0	0-0-0		CONFERENCE		0-0-0		0-0-0		1-2-0							
0-0-0		0-0-0	0-0-0		HOME		0-0-0		0-0-0		0-0-0							
1-2-0		0-0-0	0-0-0		AWAY		0-0-0		0-0-0		1-2-0							
0-0-0		0-0-0	0-0-0		NEUTRAL		0-0-0		0-0-0		0-0-0							
RPI	S	Opponent	Score	RPI	S	Opponent	Score	RPI	S	Opponent	Score	RPI	S	Opponent	Score			
								56	A	Indiana St.	1	2	101	N	Bradley	4	3	
								56	A	Indiana St.	2	3	131	N	Army	3	8	
								56	A	Indiana St.	7	4	132	A	Minnesota	0	1	
								82	A	Washington St.	1	7	132	A	Minnesota	4	8	
								82	A	Washington St.	6	12	137	H	BYU	9	19	
								82	A	Washington St.	4	13	160	A	Kansas St.	4	9	
								82	A	Washington St.	3	5	160	A	Kansas St.	2	10	
								93	A	Missouri	4	14	160	A	Kansas St.	5	14	
													177	H	North Dakota St.	0	7	
													177	H	North Dakota St.	4	7	
													177	H	North Dakota St.	1	8	
													177	H	North Dakota St.	9	1	
													186	A	Seattle	3	2	
													186	A	Seattle	3	8	
													186	A	Seattle	2	3	
													188	A	A&M-Corpus Christi	2	7	
													188	A	A&M-Corpus Christi	2	3	
													188	A	A&M-Corpus Christi	0	3	
													188	A	A&M-Corpus Christi	2	1	
													195	N	Jacksonville St.	2	5	
													200	A	Creighton	3	2	
													216	A	Iowa	3	1	
													225	A	UNLV	2	11	
													225	A	UNLV	8	6	
													225	A	UNLV	7	10	
													225	A	UNLV	1	20	
													238	A	Oakland	1	4	
LAST 15 GAMES				160	A	Kansas St.	2	10	238	A	Oakland	3	4	225	A	UNLV	2	11
				160	A	Kansas St.	5	14	238	A	Oakland	1	4	225	A	UNLV	8	6
				160	A	Kansas St.	4	9	132	A	Minnesota	0	1	225	A	UNLV	7	10
				56	A	Indiana St.	7	4						225	A	UNLV	1	20
				56	A	Indiana St.	2	3						238	A	Oakland	1	4

Non-Div. I Games:

Neb. Omaha



56	A	Indiana St.	1	2
238	A	Oakland	4	5

RPI	S	Opponent	Score	
238	A	Oakland	4	5
238	A	Oakland	3	4
240	N	Northwestern	1	3
247	N	Bucknell	13	1
276	N	LIU Brooklyn	3	2
279	A	Northern Colo.	12	13
279	A	Northern Colo.	5	9
279	A	Northern Colo.	8	1
287	A	IPFW	3	6
287	A	IPFW	0	4
287	A	IPFW	7	13
293	N	Chicago St.	8	4







178	H	Bethune-Cookman	13	15
178	H	Bethune-Cookman	1	3

RPI	S	Opponent	Score	
285	A	Savannah St.	3	8
285	A	Savannah St.	5	2
285	H	Savannah St.	2	3
285	H	Savannah St.	9	4
285	H	Savannah St.	8	7
292	H	Florida A&M	6	0
292	H	Florida A&M	8	1
292	H	Florida A&M	5	7



Average RPI Win:		242	WON-LOST RECORD		WINNING PCT. RANK		LAST 15 GAMES		STRENGTH OF SCHEDULE		OPP. STRENGTH OF SCHEDULE		TEAM RPI	ADJ RPI		CONF. RPI	ADJ CONF. RPI
DIV. I ONLY			19-32-0		.37255	245	5-10-0		277		273		277	.41171	276	29	29
DIV. I NON-CONF.			9-14-0		.3913	215	1-1-0		281		279		266	.42001	265	29	29
TOTALS		RPI 1-25		RPI 26-50			W-L RECORDS			RPI 51-100			RPI 101-150			RPI 150+	
19-32-0		0-3-0		0-0-0			OVERALL			0-1-0			0-0-0			19-28-0	
5-10-0		0-0-0		0-0-0			HOME			0-0-0			0-0-0			5-10-0	
8-15-0		0-3-0		0-0-0			AWAY			0-1-0			0-0-0			8-11-0	
6-7-0		0-0-0		0-0-0			NEUTRAL			0-0-0			0-0-0			6-7-0	
9-14-0		0-3-0		0-0-0			NON-CONFERENCE			0-1-0			0-0-0			9-10-0	
1-2-0		0-0-0		0-0-0			HOME			0-0-0			0-0-0			1-2-0	
2-5-0		0-3-0		0-0-			AWAY			0-1-0			0-0-0			2-1-0	
6-7-0		0-0-0		0-0-0			NEUTRAL			0-0-0			0-0-0			6-7-0	
10-18-0		0-0-0		0-0-0			CONFERENCE			0-0-0			0-0-0			10-18-0	
4-8-0		0-0-0		0-0-0			HOME			0-0-0			0-0-0			4-8-0	
6-10-0		0-0-0		0-0-0			AWAY			0-0-0			0-0-0			6-10-0	
0-0-0		0-0-0		0-0-0			NEUTRAL			0-0-0			0-0-0			0-0-0	
RPI	S	Opponent		Score		RPI	S	Opponent		Score		RPI	S	Opponent		Score	
20	A	UCF		7	13							60	A	St. John's (NY)		3	4
20	A	UCF		1	9							153	H	Monmouth		5	6
20	A	UCF		1	9							153	H	Monmouth		4	5
												153	H	Monmouth		6	3
												153	H	Monmouth		2	3
												154	H	Bryant		7	3
												154	H	Bryant		0	4
												154	H	Bryant		8	1
												154	H	Bryant		1	2
												195	N	Jacksonville St.		4	5
												207	A	Central Conn. St.		0	5
												207	A	Central Conn. St.		3	2
												207	A	Central Conn. St.		4	5
												207	A	Central Conn. St.		3	5
												208	A	Fordham		7	9
						209	N	Canisius		5	8						
						209	N	Canisius		2	1						
						209	N	Canisius		2	1						
						209	N	Canisius		3	8						
						216	N	Iowa		5	3						
						236	H	Rider		10	8						
						240	N	Northwestern		4	9						
						243	H	Saint Peter's		1	3						
						250	N	Fairfield		0	2						
						250	N	Fairfield		3	0						
						251	H	Sacred Heart		1	4						
						251	H	Sacred Heart		2	3						
						251	H	Sacred Heart		3	6						
LAST 15 GAMES																	
						283	A	Quinnipiac		14	4	153	H	Monmouth		5	6
						283	A	Quinnipiac		4	13	271	H	Lafayette		6	8
						283	A	Quinnipiac		0	1	251	H	Sacred Heart		3	6
						283	A	Quinnipiac		7	4						
						153	H	Monmouth		6	3						



153 H Monmouth	4	5
153 H Monmouth	2	3

RPI	S	Opponent	Score	
251	H	Sacred Heart	5	1
255	A	Wagner	1	2
255	A	Wagner	4	5
255	A	Wagner	16	1
255	A	Wagner	2	3
265	N	Buffalo	13	27
271	H	Lafayette	6	8
274	N	Neb. Omaha	2	3
283	A	Quinnipiac	4	13
283	A	Quinnipiac	0	1
283	A	Quinnipiac	7	4
283	A	Quinnipiac	14	4
284	A	Mt. St. Mary's	11	3
284	A	Mt. St. Mary's	1	5
284	A	Mt. St. Mary's	3	2
284	A	Mt. St. Mary's	5	9
290	N	Youngstown St.	10	3
290	N	Youngstown St.	7	6
297	A	Coppin St.	3	0
297	A	Coppin St.	19	0



Average RPI Win: 256		WON-LOST	WINNING	LAST 15	STRENGTH OF		OPP. STRENGTH	TEAM	ADJ		CONF.	ADJ CONF.				
Average RPI Loss: 159		RECORD	PCT. RANK	GAMES	SCHEDULE		OF SCHEDULE	RPI	RPI		RPI	RPI				
DIV. I ONLY		8-31-0	.20513	289	6-7-0		166	279	278	.41099	277	30	30			
DIV. I NON-CONF.		2-17-0	.10526	286	0-1-0		63	241	274	.41632	269	30	30			
TOTALS		RPI 1-25	RPI 26-50		W-L RECORDS		RPI 51-100		RPI 101-150		RPI 150+					
8-31-0		0-0-0	0-4-0		OVERALL		0-6-0		0-3-0		8-18-0					
5-5-0		0-0-0	0-0-0		HOME		0-0-0		0-0-0		5-5-0					
3-26-0		0-0-0	0-3-0		AWAY		0-6-0		0-3-0		3-13-0					
0-0-0		0-0-0	0-0-0		NEUTRAL		0-0-0		0-0-0		0-0-0					
2-17-0		0-0-0	0-4-0		NON-CONFERENCE		0-2-0		0-3-0		2-8-0					
0-2-0		0-0-0	0-0-0		HOME		0-0-0		0-0-0		0-2-0					
2-15-0		0-0-0	0-0-		AWAY		0-2-0		0-3-0		2-6-0					
0-0-0		0-0-0	0-0-0		NEUTRAL		0-0-0		0-0-0		0-0-0					
6-14-0		0-0-0	0-0-0		CONFERENCE		0-4-0		0-0-0		6-10-0					
5-3-0		0-0-0	0-0-0		HOME		0-0-0		0-0-0		5-3-0					
1-11-0		0-0-0	0-0-0		AWAY		0-4-0		0-0-0		1-7-0					
0-0-0		0-0-0	0-0-0		NEUTRAL		0-0-0		0-0-0		0-0-0					
RPI	S	Opponent	Score	RPI	S	Opponent	Score	RPI	S	Opponent	Score	RPI	S	Opponent	Score	
				45	A	Wichita St.	1 7	61	A	Utah Valley	6 7	138	A	Saint Louis	1 8	
				45	A	Wichita St.	1 16	61	A	Utah Valley	0 5	138	A	Saint Louis	2 8	
				45	A	Wichita St.	1 13	61	A	Utah Valley	3 13	138	A	Saint Louis	0 11	
				45	A	Wichita St.	0 26	61	A	Utah Valley	4 20	175	A	Kansas	4 7	
								93	A	Missouri	5 21	175	A	Kansas	12 9	
								93	A	Missouri	7 10	177	A	North Dakota St.	3 7	
												177	A	North Dakota St.	1 3	
												177	H	North Dakota St.	0 1	
												177	H	North Dakota St.	3 4	
												200	A	Creighton	3 16	
												200	A	Creighton	3 12	
												200	A	Creighton	4 1	
												203	A	Tex.-Pan American	5 6	
												203	A	Tex.-Pan American	8 14	
												203	A	Tex.-Pan American	5 10	
												203	A	Tex.-Pan American	8 14	
												231	A	NJIT	5 7	
												231	A	NJIT	2 5	
												231	A	NJIT	7 8	
												231	A	NJIT	6 3	
												273	A	South Dakota St.	6 12	
												279	H	Northern Colo.	9 0	
												279	H	Northern Colo.	4 2	
												279	H	Northern Colo.	3 11	
												279	H	Northern Colo.	3 13	
												295	H	NYIT	5 0	
												295	H	NYIT	8 5	
Non-Div. I Games:		Valley City St.	21	10	Valley City St.	7	6	Minot St.	3	2	Minot St.	3	2	North Dakota	3	2



279	H	Northern Colo.	3	13
279	H	Northern Colo.	4	2

RPI	S	Opponent	Score	
295	H	NYIT	8	13
295	H	NYIT	10	2

North Dakota

N  
o  
r  
t  
h  
D  
a  
k  
o  
t  
a

N  
o  
r  
t  
h  
D  
a  
k  
o  
t  
a



Average RPI Win: 270		WON-LOST	WINNING	LAST 15	STRENGTH OF		OPP. STRENGTH	TEAM	ADJ		CONF.	ADJ CONF.
Average RPI Loss: 186		RECORD	PCT. RANK	GAMES	SCHEDULE		OF SCHEDULE	RPI	RPI		RPI	RPI
DIV. I ONLY		15-23-0	.39474	229	5-8-0		281	276	274	.40427	278	31
DIV. I NON-CONF.		5-8-0	.38462	217	1-3-0		252	244	242	.42605	260	31
TOTALS		RPI 1-25	RPI 26-50		W-L RECORDS		RPI 51-100		RPI 101-150		RPI 150+	
15-23-0		0-3-0	0-1-0		OVERALL		0-1-0		0-1-0		15-17-0	
10-8-0		0-0-0	0-0-0		HOME		0-0-0		0-0-0		10-8-0	
3-14-0		0-3-0	0-1-0		AWAY		0-0-0		0-1-0		3-9-0	
2-1-0		0-0-0	0-0-0		NEUTRAL		0-1-0		0-0-0		2-0-0	
5-8-0		0-3-0	0-1-0		NON-CONFERENCE		0-1-0		0-1-0		5-2-0	
5-1-0		0-0-0	0-0-0		HOME		0-0-0		0-0-0		5-1-0	
0-6-0		0-3-0	0-0-		AWAY		0-0-0		0-1-0		0-1-0	
0-1-0		0-0-0	0-0-0		NEUTRAL		0-1-0		0-0-0		0-0-0	
10-15-0		0-0-0	0-0-0		CONFERENCE		0-0-0		0-0-0		10-15-0	
5-7-0		0-0-0	0-0-0		HOME		0-0-0		0-0-0		5-7-0	
3-8-0		0-0-0	0-0-0		AWAY		0-0-0		0-0-0		3-8-0	
2-0-0		0-0-0	0-0-0		NEUTRAL		0-0-0		0-0-0		2-0-0	
RPI S	Opponent	Score	RPI S	Opponent	Score	RPI S	Opponent	Score	RPI S	Opponent	Score	
18 A	Rice	5 6	48 A	Sam Houston St.	6 14	59 N	UC Irvine	2 5	125 A	Lamar	1 4	
22 A	Dallas Baptist	5 11							194 A	Southern U.	5 3	
22 A	Dallas Baptist	4 10							194 A	Southern U.	2 4	
									194 A	Southern U.	2 5	
									194 H	Southern U.	2 11	
									194 H	Southern U.	6 13	
									194 H	Southern U.	0 1	
									217 H	McNeese St.	3 8	
									234 A	Houston Baptist	2 10	
									234 H	Houston Baptist	5 4	
									252 A	Prairie View	4 6	
									252 A	Prairie View	1 11	
									252 H	Prairie View	8 9	
									252 H	Prairie View	9 5	
									252 H	Prairie View	2 7	
									252 N	Prairie View	7 1	
									253 A	Grambling	2 6	
									253 A	Grambling	6 22	
									253 A	Grambling	9 10	
									253 H	Grambling	15 14	
									253 H	Grambling	1 5	
									253 H	Grambling	2 8	
									253 N	Grambling	6 5	
									289 A	Ark.-Pine Bluff	6 3	
									289 A	Ark.-Pine Bluff	9 10	
									289 A	Ark.-Pine Bluff	9 3	
									289 H	Ark.-Pine Bluff	2 1	
Non-Div. I Games:		Texas Col.	9 0	Texas Col.	7 2	Huston-Tillotson		3 4	Wiley		11 5	
		Wiley	19 7	Texas Col.	12 5	Huston-Tillotson		5 4	Huston-Tillotson		29 4	Texas Southern



Huston-Tillotson

19	4			
289	H Ark.-Pine Bluff	6	4	
289	H Ark.-Pine Bluff	5	4	

Texas Southern

RPI	S	Opponent	Score	
289	H	Ark.-Pine Bluff	5	4
289	H	Ark.-Pine Bluff	6	4
293	H	Chicago St.	19	4
293	H	Chicago St.	5	3
293	H	Chicago St.	8	7
293	H	Chicago St.	9	4

Texas Southern



Average RPI Win:	252	WON-LOST RECORD	WINNING PCT. RANK	LAST 15 GAMES	STRENGTH OF SCHEDULE	OPP. STRENGTH OF SCHEDULE	TEAM RPI	ADJ RPI	CONF. RPI	ADJ CONF. RPI								
DIV. I ONLY		22-25-0	.46809	167	8-7-0	297	256	279	.40258	279	30	30						
DIV. I NON-CONF.		10-17-0	.37037	226	1-2-0	278	259	268	.41551	271	30	30						
<hr/>																		
TOTALS	RPI 1-25	RPI 26-50		W-L RECORDS		RPI 51-100		RPI 101-150		RPI 150+								
22-25-0	0-0-0	0-0-0		OVERALL		2-3-0		0-0-0		20-22-0								
14-10-0	0-0-0	0-0-0		HOME		0-0-0		0-0-0		14-10-0								
8-15-0	0-0-0	0-0-0		AWAY		2-3-0		0-0-0		6-12-0								
0-0-0	0-0-0	0-0-0		NEUTRAL		0-0-0		0-0-0		0-0-0								
10-17-0	0-0-0	0-0-0		NON-CONFERENCE		2-3-0		0-0-0		8-14-0								
5-7-0	0-0-0	0-0-0		HOME		0-0-0		0-0-0		5-7-0								
5-10-0	0-0-0	0-0-		AWAY		2-3-0		0-0-0		3-7-0								
0-0-0	0-0-0	0-0-0		NEUTRAL		0-0-0		0-0-0		0-0-0								
12-8-0	0-0-0	0-0-0		CONFERENCE		0-0-0		0-0-0		12-8-0								
9-3-0	0-0-0	0-0-0		HOME		0-0-0		0-0-0		9-3-0								
3-5-0	0-0-0	0-0-0		AWAY		0-0-0		0-0-0		3-5-0								
0-0-0	0-0-0	0-0-0		NEUTRAL		0-0-0		0-0-0		0-0-0								
RPI	S	Opponent	Score	RPI	S	Opponent	Score	RPI	S	Opponent	Score	RPI	S	Opponent	Score			
						82	A	Washington St.	2	8		160	A	Kansas St.	5	7		
						82	A	Washington St.	7	3		160	A	Kansas St.	3	4		
						82	A	Washington St.	3	7		177	H	North Dakota St.	2	11		
						85	A	Nebraska	3	12		177	H	North Dakota St.	2	18		
						85	A	Nebraska	6	4		177	H	North Dakota St.	4	18		
												177	H	North Dakota St.	4	11		
												186	A	Seattle	3	4		
												186	A	Seattle	4	1		
												186	A	Seattle	2	5		
												231	A	NJIT	11	6		
												231	A	NJIT	4	11		
												231	A	NJIT	2	8		
												231	A	NJIT	6	7		
												234	H	Houston Baptist	5	6		
												234	H	Houston Baptist	5	3		
												234	H	Houston Baptist	6	5		
												234	H	Houston Baptist	5	17		
												258	A	Air Force	5	16		
												258	A	Air Force	9	10		
												258	H	Air Force	7	6		
												263	A	Southern Utah	3	2		
												263	A	Southern Utah	11	20		
												263	A	Southern Utah	12	5		
												273	H	South Dakota St.	15	13		
												273	H	South Dakota St.	5	10		
												273	H	South Dakota St.	3	7		
												273	H	South Dakota St.	8	7		
LAST 15 GAMES				293	H	Chicago St.	6	0	277	A	North Dakota	0	9	263	A	Southern Utah	12	5
				293	H	Chicago St.	5	2	258	H	Air Force	7	6	273	H	South Dakota St.	15	13
				293	H	Chicago St.	4	5	258	A	Air Force	9	10	273	H	South Dakota St.	5	10
				293	H	Chicago St.	19	9						273	H	South Dakota St.	3	7
				277	A	North Dakota	11	3						273	H	South Dakota St.	8	7

Non-Div. I Games:

Northern Colo.



277	A	North Dakota	13	3
277	A	North Dakota	2	4

RPI	S	Opponent	Score	
274	H	Neb. Omaha	9	5
274	H	Neb. Omaha	1	8
274	H	Neb. Omaha	13	12
277	A	North Dakota	13	3
277	A	North Dakota	2	4
277	A	North Dakota	0	9
277	A	North Dakota	11	3
293	H	Chicago St.	19	9
293	H	Chicago St.	5	2
293	H	Chicago St.	6	0
293	H	Chicago St.	4	5
295	H	NYIT	13	1
295	H	NYIT	15	2
295	H	NYIT	14	8
295	H	NYIT	10	0

N  
o  
r  
t  
h  
e  
r  
n  
C  
o  
l  
o  
.

N  
o  
r  
t  
h  
e  
r  
n  
C  
o  
l  
o  
.



Average RPI Win: 247		WON-LOST RECORD	WINNING PCT. RANK		LAST 15 GAMES	STRENGTH OF SCHEDULE	OPP. STRENGTH OF SCHEDULE	TEAM RPI	ADJ RPI		CONF. RPI	ADJ CONF. RPI			
Average RPI Loss: 179															
DIV. I ONLY		14-36-0	.28	277	5-10-0	257	246	280	.40219	280	27	26			
DIV. I NON-CONF.		9-23-0	.28125	259	1-2-0	267	255	278	.40265	278	26	26			
<hr/>															
TOTALS		RPI 1-25		RPI 26-50		W-L RECORDS		RPI 51-100		RPI 101-150		RPI 150+			
14-36-0	0-0-0			0-0-0		OVERALL		0-4-0		0-6-0		14-26-0			
12-11-0	0-0-0			0-0-0		HOME		0-0-0		0-0-0		12-11-0			
2-25-0	0-0-0			0-0-0		AWAY		0-4-0		0-6-0		2-15-0			
0-0-0	0-0-0			0-0-0		NEUTRAL		0-0-0		0-0-0		0-0-0			
<hr/>															
9-23-0	0-0-0			0-0-0		NON-CONFERENCE		0-4-0		0-2-0		9-17-0			
7-5-0	0-0-0			0-0-0		HOME		0-0-0		0-0-0		7-5-0			
2-18-0	0-0-0			0-0-		AWAY		0-4-0		0-2-0		2-12-0			
0-0-0	0-0-0			0-0-0		NEUTRAL		0-0-0		0-0-0		0-0-0			
<hr/>															
5-13-0	0-0-0			0-0-0		CONFERENCE		0-0-0		0-4-0		5-9-0			
5-6-0	0-0-0			0-0-0		HOME		0-0-0		0-0-0		5-6-0			
0-7-0	0-0-0			0-0-0		AWAY		0-0-0		0-4-0		0-3-0			
0-0-0	0-0-0			0-0-0		NEUTRAL		0-0-0		0-0-0		0-0-0			
<hr/>															
RPI	S	Opponent	Score	RPI	S	Opponent	Score	RPI	S	Opponent	Score				
						67	A	Oklahoma	6	9	106	A	Stony Brook	4	9
						67	A	Oklahoma	5	10	106	A	Stony Brook	0	6
						67	A	Oklahoma	3	8	106	A	Stony Brook	5	7
						90	A	Connecticut	6	11	106	A	Stony Brook	0	4
						121	A	Rhode Island	2	5					
						141	A	Holy Cross	2	8					
						160	A	Kansas St.	3	14					
						160	A	Kansas St.	2	10					
						160	A	Kansas St.	3	8					
						160	A	Kansas St.	2	13					
						166	A	Dartmouth	6	13					
						166	H	Dartmouth	5	14					
						168	H	Massachusetts	7	8					
						184	A	Pittsburgh	6	10					
						184	A	Pittsburgh	3	8					
						184	A	Pittsburgh	2	4					
						187	H	Binghamton	4	2					
						187	H	Binghamton	1	2					
						187	H	Binghamton	3	11					
						187	H	Binghamton	3	7					
207	A	Central Conn. St.	3	2											
207	H	Central Conn. St.	5	2											
LAST 15 GAMES															
288	H	UMBC	16	9	187	H	Binghamton	3	11	218	A	Maine	3	11	
288	H	UMBC	3	2	187	H	Binghamton	3	7	218	A	Maine	2	7	
288	H	UMBC	16	10	187	H	Binghamton	4	2	218	A	Maine	1	6	
288	H	UMBC	3	7						227	H	Fairleigh Dickinson	8	4	
207	A	Central Conn. St.	3	2						230	H	Albany (NY)	2	3	

Non-Div. I Games:

Hartford



166	A	Dartmouth	6	13
187	H	Binghamton	1	2

RPI	S	Opponent	Score	
230	H	Albany (NY)	1	2
230	H	Albany (NY)	6	4
231	H	NJIT	6	9
231	H	NJIT	3	2
231	H	NJIT	11	10
250	H	Fairfield	9	1
256	H	Iona	0	2
260	A	VMI	7	9
260	A	VMI	4	6
260	A	VMI	5	6
272	A	Yale	5	8
272	A	Yale	7	5
272	H	Yale	1	4
272	H	Yale	2	0
283	H	Quinnipiac	11	5
288	H	UMBC	3	2
288	H	UMBC	16	10
288	H	UMBC	3	7
288	H	UMBC	16	9



Average RPI Win: 272		WON-LOST RECORD		WINNING PCT. RANK		LAST 15 GAMES		STRENGTH OF SCHEDULE		OPP. STRENGTH OF SCHEDULE		TEAM RPI		ADJ RPI		CONF. RPI		ADJ CONF. RPI	
DIV. I ONLY		16-30-0		.34783 258		7-8-0		285		287		281		.39413 281		32		32	
DIV. I NON-CONF.		3-18-0		.14286 284		0-3-0		183		264		283		.39261 283		32		32	
TOTALS		RPI 1-25		RPI 26-50		W-L RECORDS		RPI 51-100		RPI 101-150		RPI 150+							
16-30-0		0-0-0		0-0-0		OVERALL		0-4-0		0-4-0		16-22-0							
9-18-0		0-0-0		0-0-0		HOME		0-2-0		0-3-0		9-13-0							
7-11-0		0-0-0		0-0-0		AWAY		0-2-0		0-0-0		7-9-0							
0-1-0		0-0-0		0-0-0		NEUTRAL		0-0-0		0-1-0		0-0-0							
3-18-0		0-0-0		0-0-0		NON-CONFERENCE		0-4-0		0-4-0		3-10-0							
2-13-0		0-0-0		0-0-0		HOME		0-2-0		0-3-0		2-8-0							
1-4-0		0-0-0		0-0-		AWAY		0-2-0		0-0-0		1-2-0							
0-1-0		0-0-0		0-0-0		NEUTRAL		0-0-0		0-1-0		0-0-0							
13-12-0		0-0-0		0-0-0		CONFERENCE		0-0-0		0-0-0		13-12-0							
7-5-0		0-0-0		0-0-0		HOME		0-0-0		0-0-0		7-5-0							
6-7-0		0-0-0		0-0-0		AWAY		0-0-0		0-0-0		6-7-0							
0-0-0		0-0-0		0-0-0		NEUTRAL		0-0-0		0-0-0		0-0-0							
RPI	S	Opponent		Score		RPI	S	Opponent		Score		RPI	S	Opponent		Score			

Non-Div. I Games: Virginia St. 7 3

N.C. Central



285 A Savannah St.	11	13
286 A Norfolk St.	4	8

RPI	S	Opponent	Score	
275	H	N.C. A&T	8	19
285	A	Savannah St.	11	13
285	A	Savannah St.	0	10
285	A	Savannah St.	12	8
285	H	Savannah St.	7	8
285	H	Savannah St.	3	2
285	H	Savannah St.	0	3
286	A	Norfolk St.	4	8
292	A	Florida A&M	18	3
292	A	Florida A&M	8	3
292	A	Florida A&M	9	5
292	H	Florida A&M	4	3
292	H	Florida A&M	13	7
292	H	Florida A&M	4	2
294	H	Md.-East. Shore	1	7



[illegible]

**Non-Div. I Games:**

Brown



Brown

272	H	Yale	8	10
121	A	Rhode Island	4	13

Through Games Of Sunday, May 6

RPI	S	Opponent	Score
233	A	Harvard	4 7
233	A	Harvard	5 6
233	A	Harvard	2 4
239	A	Pacific	6 16
239	A	Pacific	4 11
239	A	Pacific	4 5
239	A	Pacific	0 10
246	A	Penn	12 2
246	A	Penn	5 7
272	A	Yale	4 5
272	A	Yale	7 13
272	H	Yale	8 10
272	H	Yale	2 1

Brown

B  
r  
o  
w  
n

B  
r  
o  
w  
n



Quinnipiac

Through Games Of Sunday, May 6

Average RPI Win:	261	WON-LOST RECORD	WINNING PCT. RANK	LAST 15 GAMES	STRENGTH OF SCHEDULE	OPP. STRENGTH OF SCHEDULE	TEAM RPI	ADJ RPI	CONF. RPI	ADJ CONF. RPI										
Average RPI Loss:	198																			
DIV. I ONLY	9-38-0	.19149	292	3-12-0	226	283	285	.38971	283	29	29									
DIV. I NON-CONF.	1-14-0	.06667	293	0-2-0	150	271	289	.38569	287	29	29									
<hr/>																				
TOTALS	RPI 1-25	RPI 26-50		W-L RECORDS		RPI 51-100		RPI 101-150		RPI 150+										
9-38-0	0-0-0	0-0-0		OVERALL		0-1-0		0-4-0		9-33-0										
6-12-0	0-0-0	0-0-0		HOME		0-1-0		0-1-0		6-10-0										
3-24-0	0-0-0	0-0-0		AWAY		0-0-0		0-1-0		3-23-0										
0-2-0	0-0-0	0-0-0		NEUTRAL		0-0-0		0-2-0		0-0-0										
<hr/>																				
1-14-0	0-0-0	0-0-0		NON-CONFERENCE		0-1-0		0-4-0		1-9-0										
0-2-0	0-0-0	0-0-0		HOME		0-1-0		0-1-0		0-0-0										
1-10-0	0-0-0	0-0-		AWAY		0-0-0		0-1-0		1-9-0										
0-2-0	0-0-0	0-0-0		NEUTRAL		0-0-0		0-2-0		0-0-0										
<hr/>																				
8-24-0	0-0-0	0-0-0		CONFERENCE		0-0-0		0-0-0		8-24-0										
6-10-0	0-0-0	0-0-0		HOME		0-0-0		0-0-0		6-10-0										
2-14-0	0-0-0	0-0-0		AWAY		0-0-0		0-0-0		2-14-0										
0-0-0	0-0-0	0-0-0		NEUTRAL		0-0-0		0-0-0		0-0-0										
<hr/>																				
RPI	S	Opponent	Score	RPI	S	Opponent	Score	RPI	S	Opponent	Score									
								90	H	Connecticut	7	12								
								103	N	Hofstra	0	9								
								103	N	Hofstra	0	6								
								121	H	Rhode Island	6	8								
								131	A	Army	0	3								
								153	A	Monmouth	1	6								
								153	A	Monmouth	1	4								
								153	A	Monmouth	4	11								
								153	A	Monmouth	3	7								
								154	H	Bryant	0	1								
								154	H	Bryant	4	22								
								154	H	Bryant	2	5								
								154	H	Bryant	5	11								
								166	A	Dartmouth	3	5								
								174	A	William & Mary	5	13								
								174	A	William & Mary	5	9								
								206	A	Richmond	0	8								
								206	A	Richmond	5	7								
								206	A	Richmond	0	3								
								207	A	Central Conn. St.	5	6								
								207	A	Central Conn. St.	3	9								
								207	A	Central Conn. St.	7	13								
								207	A	Central Conn. St.	2	3								
								LAST 15 GAMES								207	A	Central Conn. St.	2	3
								276	H	LIU Brooklyn	4	14	251	A	Sacred Heart	2	3	208	A	Fordham
276	H	LIU Brooklyn	13	4	166	A	Dartmouth	3	5	208	A	Fordham	2	0						
276	H	LIU Brooklyn	1	0	154	H	Bryant	4	22	227	H	Fairleigh Dickinson	11	4						
276	H	LIU Brooklyn	4	7						227	H	Fairleigh Dickinson	3	5						
251	A	Sacred Heart	9	8						227	H	Fairleigh Dickinson	2	11						

Non-Div. I Games:

Quinnipiac



251	A	Sacred Heart	4	5
251	A	Sacred Heart	1	6

RPI	S	Opponent	Score	
227	H	Fairleigh Dickinson	4	8
250	A	Fairfield	3	6
251	A	Sacred Heart	2	3
251	A	Sacred Heart	1	6
251	A	Sacred Heart	4	5
251	A	Sacred Heart	9	8
255	A	Wagner	1	10
255	A	Wagner	1	7
255	A	Wagner	0	1
255	A	Wagner	6	2
276	H	LIU Brooklyn	1	0
276	H	LIU Brooklyn	13	4
276	H	LIU Brooklyn	4	7
276	H	LIU Brooklyn	4	14
280	A	Hartford	5	11
284	H	Mt. St. Mary's	7	2
284	H	Mt. St. Mary's	5	4
284	H	Mt. St. Mary's	6	7
284	H	Mt. St. Mary's	17	3

Q  
u  
i  
n  
n  
i  
p  
i  
a  
c

Q  
u  
i  
n  
n  
i  
p  
i  
a  
c



Average RPI Win:	259	WON-LOST	WINNING	LAST 15	STRENGTH OF	OPP. STRENGTH	TEAM	ADJ	CONF.	ADJ CONF.		
Average RPI Loss:	211	RECORD	PCT. RANK	GAMES	SCHEDULE	OF SCHEDULE	RPI	RPI	RPI	RPI		
DIV. I ONLY		14-36-0	.28	277	3-12-0	271	289	283	.38834	284	29	29
DIV. I NON-CONF.		7-15-0	.31818	247	0-3-0	273	297	281	.40164	280	29	29
<hr/>												
TOTALS	RPI 1-25	RPI 26-50		W-L RECORDS		RPI 51-100		RPI 101-150		RPI 150+		
14-36-0	0-0-0	0-0-0		OVERALL		0-0-0		0-6-0		14-30-0		
5-11-0	0-0-0	0-0-0		HOME		0-0-0		0-1-0		5-10-0		
8-17-0	0-0-0	0-0-0		AWAY		0-0-0		0-1-0		8-16-0		
1-8-0	0-0-0	0-0-0		NEUTRAL		0-0-0		0-4-0		1-4-0		
<hr/>												
7-15-0	0-0-0	0-0-0		NON-CONFERENCE		0-0-0		0-6-0		7-9-0		
1-3-0	0-0-0	0-0-0		HOME		0-0-0		0-1-0		1-2-0		
5-4-0	0-0-0	0-0-		AWAY		0-0-0		0-1-0		5-3-0		
1-8-0	0-0-0	0-0-0		NEUTRAL		0-0-0		0-4-0		1-4-0		
<hr/>												
7-21-0	0-0-0	0-0-0		CONFERENCE		0-0-0		0-0-0		7-21-0		
4-8-0	0-0-0	0-0-0		HOME		0-0-0		0-0-0		4-8-0		
3-13-0	0-0-0	0-0-0		AWAY		0-0-0		0-0-0		3-13-0		
0-0-0	0-0-0	0-0-0		NEUTRAL		0-0-0		0-0-0		0-0-0		
<hr/>												
RPI	S	Opponent	Score	RPI	S	Opponent	Score	RPI	S	Opponent	Score	
								110	H	George Mason	2	5
								127	A	Penn St.	3	5
								138	N	Saint Louis	5	10
								138	N	Saint Louis	1	2
								138	N	Saint Louis	1	12
								138	N	Saint Louis	11	13
								153	A	Monmouth	0	2
								153	A	Monmouth	4	5
								153	A	Monmouth	1	2
								153	A	Monmouth	3	4
								154	H	Bryant	3	11
								154	H	Bryant	2	4
								154	H	Bryant	2	3
								154	H	Bryant	6	13
								179	A	Towson	5	10
								221	A	James Madison	9	6
								223	A	Georgetown	3	5
								223	H	Georgetown	10	9
								227	A	Fairleigh Dickinson	6	9
								227	A	Fairleigh Dickinson	1	4
								227	A	Fairleigh Dickinson	9	5
								227	A	Fairleigh Dickinson	7	4
								227	A	Fairleigh Dickinson	1	4
								227	A	Fairleigh Dickinson	6	9
								227	A	Fairleigh Dickinson	9	5
								227	A	Fairleigh Dickinson	7	4
								228	A	UMBC	10	15
								227	A	Fairleigh Dickinson	7	4
								235	N	Bowling Green	4	12
								245	N	St. Bonaventure	3	5
								245	N	St. Bonaventure	4	20
								245	N	St. Bonaventure	0	5
								245	N	St. Bonaventure	14	3

**Non-Div. I Games:**

Mt. St. Mary's



127	A	Penn St.	3	5
153	A	Monmouth	1	2

RPI	S	Opponent	Score	
247	H	Bucknell	3	7
251	A	Sacred Heart	5	10
251	A	Sacred Heart	0	2
251	A	Sacred Heart	3	7
251	A	Sacred Heart	2	4
254	A	Navy	10	6
255	H	Wagner	7	8
255	H	Wagner	6	9
255	H	Wagner	9	3
255	H	Wagner	6	4
276	H	LIU Brooklyn	3	11
276	H	LIU Brooklyn	2	3
276	H	LIU Brooklyn	9	5
276	H	LIU Brooklyn	5	1
283	A	Quinnipiac	3	17
283	A	Quinnipiac	2	7
283	A	Quinnipiac	7	6
283	A	Quinnipiac	4	5
288	A	UMBC	10	15
288	H	UMBC	3	7
294	A	Md.-East. Shore	6	3
294	A	Md.-East. Shore	6	0
294	A	Md.-East. Shore	11	6

M  
t  
.  
S  
t  
.  
M  
a  
r  
y  
.  
s

M  
t  
.  
S  
t  
.  
M  
a  
r  
y  
.  
s



Average RPI Win:	276	WON-LOST	WINNING	LAST 15	STRENGTH OF	OPP. STRENGTH	TEAM	ADJ	CONF.	ADJ CONF.			
Average RPI Loss:	202	RECORD	PCT. RANK	GAMES	SCHEDULE	OF SCHEDULE	RPI	RPI	RPI	RPI			
DIV. I ONLY		18-29-0	.38298	235	7-8-0	295	285	286	.38519	285	32	32	
DIV. I NON-CONF.		5-15-0	.25	268	2-4-0	285	254	291	.38238	290	32	32	
<hr/>													
TOTALS	RPI 1-25	RPI 26-50		W-L RECORDS		RPI 51-100		RPI 101-150		RPI 150+			
18-29-0	0-0-0	0-1-0		OVERALL		0-4-0		0-3-0		18-21-0			
11-10-0	0-0-0	0-0-0		HOME		0-0-0		0-1-0		11-9-0			
7-19-0	0-0-0	0-1-0		AWAY		0-4-0		0-2-0		7-12-0			
0-0-0	0-0-0	0-0-0		NEUTRAL		0-0-0		0-0-0		0-0-0			
5-15-0	0-0-0	0-1-0		NON-CONFERENCE		0-4-0		0-3-0		5-7-0			
3-3-0	0-0-0	0-0-0		HOME		0-0-0		0-1-0		3-2-0			
2-12-0	0-0-0	0-0-		AWAY		0-4-0		0-2-0		2-5-0			
0-0-0	0-0-0	0-0-0		NEUTRAL		0-0-0		0-0-0		0-0-0			
13-14-0	0-0-0	0-0-0		CONFERENCE		0-0-0		0-0-0		13-14-0			
8-7-0	0-0-0	0-0-0		HOME		0-0-0		0-0-0		8-7-0			
5-7-0	0-0-0	0-0-0		AWAY		0-0-0		0-0-0		5-7-0			
0-0-0	0-0-0	0-0-0		NEUTRAL		0-0-0		0-0-0		0-0-0			
RPI	S	Opponent	Score	RPI	S	Opponent	Score	RPI	S	Opponent	Score		
				41	A	Georgia	0 5	79	A	Kennesaw St.	4 9		
								80	A	South Fla.	3 5		
								80	A	South Fla.	4 15		
								80	A	South Fla.	4 14		
										102	A	North Florida	2 18
										115	A	Mercer	1 5
										115	H	Mercer	5 8
										178	A	Bethune-Cookman	1 10
										178	A	Bethune-Cookman	1 2
										178	A	Bethune-Cookman	8 9
										182	A	Georgia St.	3 15
										222	A	Charleston So.	7 11
										222	A	Charleston So.	3 9
										222	H	Charleston So.	3 2
										228	H	Delaware St.	5 11
										228	H	Delaware St.	3 0
										228	H	Delaware St.	2 6
										228	H	Delaware St.	2 4
										243	H	Saint Peter's	6 1
										243	H	Saint Peter's	4 3
										243	H	Saint Peter's	3 10
										243	H	Saint Peter's	0 13
										275	A	N.C. A&T	7 8
										275	A	N.C. A&T	3 2
										275	A	N.C. A&T	4 9
										275	H	N.C. A&T	8 3
										275	H	N.C. A&T	2 5
										275	H	N.C. A&T	3 7
										281	A	N.C. Central	8 7
										281	A	N.C. Central	3 0
										281	A	N.C. Central	2 3
<hr/>													
LAST 15 GAMES													
275 A N.C. A&T				3 2				292 H Florida A&M				4 3	
275 A N.C. A&T				7 8				292 H Florida A&M				3 8	
275 A N.C. A&T				4 9				292 H Florida A&M				6 0	
281 H N.C. Central				8 12									
281 H N.C. Central				10 0									

**Non-Div. I Games:**

Savannah St.



Savannah St.

281	H	N.C. Central	13	11
79	A	Kennesaw St.	4	9

Through Games Of Sunday, May 6

RPI	S	Opponent	Score	
281	H	N.C. Central	8	12
281	H	N.C. Central	10	0
281	H	N.C. Central	13	11
292	A	Florida A&M	9	2
292	A	Florida A&M	1	10
292	A	Florida A&M	12	6
292	H	Florida A&M	6	0
292	H	Florida A&M	3	8
292	H	Florida A&M	4	3
296	A	Alabama A&M	4	7
296	A	Alabama A&M	12	5
296	A	Alabama A&M	0	4
296	A	Alabama A&M	5	2
297	H	Coppin St.	10	0
297	H	Coppin St.	4	3

Savannah St.

S  
a  
v  
a  
n  
n  
a  
h  
S  
t  
.

S  
a  
v  
a  
n  
n  
a  
h  
S  
t  
.



Average RPI Win:	277	WON-LOST	WINNING	LAST 15	STRENGTH OF	OPP. STRENGTH	TEAM	ADJ	CONF.	ADJ CONF.		
Average RPI Loss:	211	RECORD	PCT. RANK	GAMES	SCHEDULE	OF SCHEDULE	RPI	RPI	RPI	RPI		
DIV. I ONLY		16-26-0	.38095	239	7-7-0	292	295	284	.3825	286	32	32
DIV. I NON-CONF.		4-17-0	.19048	279	0-4-0	241	274	286	.38296	289	32	32
<hr/>												
TOTALS	RPI 1-25	RPI 26-50		W-L RECORDS		RPI 51-100		RPI 101-150		RPI 150+		
16-26-0	0-0-0	0-1-0		OVERALL		0-1-0		0-0-0		16-24-0		
11-16-0	0-0-0	0-0-0		HOME		0-0-0		0-0-0		11-16-0		
5-10-0	0-0-0	0-1-0		AWAY		0-1-0		0-0-0		5-8-0		
0-0-0	0-0-0	0-0-0		NEUTRAL		0-0-0		0-0-0		0-0-0		
4-17-0	0-0-0	0-1-0		NON-CONFERENCE		0-1-0		0-0-0		4-15-0		
3-11-0	0-0-0	0-0-0		HOME		0-0-0		0-0-0		3-11-0		
1-6-0	0-0-0	0-0-		AWAY		0-1-0		0-0-0		1-4-0		
0-0-0	0-0-0	0-0-0		NEUTRAL		0-0-0		0-0-0		0-0-0		
12-9-0	0-0-0	0-0-0		CONFERENCE		0-0-0		0-0-0		12-9-0		
8-5-0	0-0-0	0-0-0		HOME		0-0-0		0-0-0		8-5-0		
4-4-0	0-0-0	0-0-0		AWAY		0-0-0		0-0-0		4-4-0		
0-0-0	0-0-0	0-0-0		NEUTRAL		0-0-0		0-0-0		0-0-0		
RPI	S	Opponent	Score	RPI	S	Opponent	Score	RPI	S	Opponent	Score	
				35	A	Maryland	0 1	92	A	VCU	3 4	
								156	H	Villanova	5 17	
								156	H	Villanova	1 2	
								156	H	Villanova	0 1	
								174	A	William & Mary	0 4	
								174	A	William & Mary	2 8	
								174	H	William & Mary	3 1	
								196	A	Old Dominion	7 5	
								196	H	Old Dominion	8 11	
								218	H	Maine	2 6	
								218	H	Maine	5 16	
								218	H	Maine	1 9	
								218	H	Maine	2 4	
								228	A	Delaware St.	1 11	
								228	A	Delaware St.	2 10	
								228	A	Delaware St.	4 5	
								228	H	Delaware St.	1 4	
								228	H	Delaware St.	0 11	
								228	H	Delaware St.	1 4	
								236	H	Rider	1 2	
								236	H	Rider	2 11	
								236	H	Rider	1 0	
								236	H	Rider	3 5	
								261	A	Longwood	1 2	
								261	A	Longwood	3 4	
								281	H	N.C. Central	8 4	
								290	H	Youngstown St.	10 4	
								294	A	Md.-East. Shore	9 5	
LAST 15 GAMES												
				294	H	Md.-East. Shore	9 1	297	H	Coppin St.	9 1	
				294	H	Md.-East. Shore	0 4	297	H	Coppin St.	8 6	
				294	H	Md.-East. Shore	2 3	297	H	Coppin St.	12 5	
				35	A	Maryland	0 1					
				174	A	William & Mary	2 8					

Non-Div. I Games: Virginia St. 10 2

Norfolk St.



174	A	William & Mary	0	4
281	H	N.C. Central	8	4

RPI	S	Opponent	Score	
294	A	Md.-East. Shore	11	10
294	A	Md.-East. Shore	4	11
294	H	Md.-East. Shore	8	1
294	H	Md.-East. Shore	7	5
294	H	Md.-East. Shore	5	2
294	H	Md.-East. Shore	0	4
294	H	Md.-East. Shore	2	3
294	H	Md.-East. Shore	9	1
297	A	Coppin St.	10	3
297	A	Coppin St.	11	5
297	H	Coppin St.	9	1
297	H	Coppin St.	8	6
297	H	Coppin St.	12	5

N  
o  
r  
f  
o  
l  
k  
S  
t  
.

N  
o  
r  
f  
o  
l  
k  
S  
t  
.



**I  
P  
F  
W**

IPFW



IPFW

177 H North Dakota St.	0	6
177 H North Dakota St.	4	11

Through Games Of Sunday, May 6

RPI	S	Opponent	Score
262	A	Western Ill.	1 4
263	A	Southern Utah	2 8
263	A	Southern Utah	14 20
263	A	Southern Utah	3 7
263	A	Southern Utah	7 5
268	A	Butler	4 6
268	A	Butler	2 4
268	A	Butler	4 11
268	A	Butler	7 1
273	H	South Dakota St.	0 3
273	H	South Dakota St.	3 13
273	H	South Dakota St.	3 2
273	H	South Dakota St.	3 2
274	H	Neb. Omaha	6 3
274	H	Neb. Omaha	4 0
274	H	Neb. Omaha	13 7
293	A	Chicago St.	2 3
296	A	Alabama A&M	2 3
296	A	Alabama A&M	11 2
296	A	Alabama A&M	5 8

IPFW

I  
P  
F  
W

I  
P  
F  
W



U  
M  
B  
C

UMBC				Through Games Of Sunday, May 6															
Average RPI Win: 240		WON-LOST RECORD		WINNING PCT. RANK		LAST 15 GAMES		STRENGTH OF SCHEDULE		OPP. STRENGTH OF SCHEDULE		TEAM RPI		ADJ RPI		CONF. RPI		ADJ CONF. RPI	
DIV. I ONLY		10-36-0		.21739 287		3-12-0		266		272		289		.38152 288		27		26	
DIV. I NON-CONF.		8-20-0		.28571 256		1-2-0		272		289		282		.40022 281		26		26	
TOTALS		RPI 1-25		RPI 26-50		W-L RECORDS		RPI 51-100		RPI 101-150		RPI 150+							
10-36-0		0-0-0		1-3-0		OVERALL		0-0-0		1-5-0		8-28-0							
4-15-0		0-0-0		0-0-0		HOME		0-0-0		1-5-0		3-10-0							
6-18-0		0-0-0		1-3-0		AWAY		0-0-0		0-0-0		5-15-0							
0-3-0		0-0-0		0-0-0		NEUTRAL		0-0-0		0-0-0		0-3-0							
8-20-0		0-0-0		1-3-0		NON-CONFERENCE		0-0-0		1-2-0		6-15-0							
3-5-0		0-0-0		0-0-0		HOME		0-0-0		1-2-0		2-3-0							
5-12-0		0-0-0		1-0-		AWAY		0-0-0		0-0-0		4-9-0							
0-3-0		0-0-0		0-0-0		NEUTRAL		0-0-0		0-0-0		0-3-0							
2-16-0		0-0-0		0-0-0		CONFERENCE		0-0-0		0-3-0		2-13-0							
1-10-0		0-0-0		0-0-0		HOME		0-0-0		0-3-0		1-7-0							
1-6-0		0-0-0		0-0-0		AWAY		0-0-0		0-0-0		1-6-0							
0-0-0		0-0-0		0-0-0		NEUTRAL		0-0-0		0-0-0		0-0-0							
RPI S	Opponent	Score		RPI S	Opponent	Score		RPI S	Opponent	Score		RPI S	Opponent	Score					
				40 A	Wake Forest	2	10					106 H	Stony Brook	6	13				
				49 A	Tulane	3	2					106 H	Stony Brook	0	5				
				49 A	Tulane	2	13					106 H	Stony Brook	1	17				
				49 A	Tulane	1	8					131 H	Army	2	9				
												131 H	Army	3	5				
												131 H	Army	10	8				
												157 A	Delaware	8	17				
												179 A	Towson	0	11				
												187 A	Binghamton	6	8				
												187 A	Binghamton	1	4				
												187 A	Binghamton	8	14				
												218 H	Maine	14	32				
												218 H	Maine	3	9				
												218 H	Maine	1	18				
												218 H	Maine	11	17				
												223 A	Georgetown	1	7				
												223 H	Georgetown	8	13				
												223 N	Georgetown	6	13				
												223 N	Georgetown	4	11				
												226 A	George Washington	1	8				
												226 H	George Washington	4	6				
												229 N	Cincinnati	0	13				
												230 H	Albany (NY)	4	20				
												230 H	Albany (NY)	4	11				
												230 H	Albany (NY)	3	13				
												230 H	Albany (NY)	5	4				
												254 A	Navy	1	6				
				LAST 15 GAMES															
				280 A	Hartford	9	16	106 H	Stony Brook	0	5	230 H	Albany (NY)	4	20				
				280 A	Hartford	2	3	284 H	Mt. St. Mary's	15	10	230 H	Albany (NY)	4	11				
				280 A	Hartford	10	16	230 H	Albany (NY)	4	11	230 H	Albany (NY)	3	13				
				280 A	Hartford	7	3					230 H	Albany (NY)	5	4				
				223 H	Georgetown	8	13					254 A	Navy	1	6				

U  
M  
B  
C



106	H	Stony Brook	1	17
106	H	Stony Brook	6	13

RPI	S	Opponent	Score	
254	A	Navy	2	15
254	H	Navy	15	6
261	A	Longwood	2	5
261	A	Longwood	1	3
261	A	Longwood	4	15
265	H	Buffalo	8	16
280	A	Hartford	2	3
280	A	Hartford	10	16
280	A	Hartford	7	3
280	A	Hartford	9	16
284	A	Mt. St. Mary's	7	3
284	H	Mt. St. Mary's	15	10
297	A	Coppin St.	12	3
297	A	Coppin St.	17	8
297	A	Coppin St.	12	4

U  
M  
B  
C

U  
M  
B  
C



Average RPI Win: 237		WON-LOST	WINNING	LAST 15	STRENGTH OF		OPP. STRENGTH	TEAM	ADJ	CONF.	ADJ CONF.
Average RPI Loss: 182		RECORD	PCT. RANK	GAMES	SCHEDULE		OF SCHEDULE	RPI	RPI	RPI	RPI
DIV. I ONLY		7-37-1	.16667	293	242		248	287	.38075	289	31
DIV. I NON-CONF.		1-19-1	.07143	292	203		117	290	.38022	291	31
TOTALS		RPI 1-25	RPI 26-50		W-L RECORDS		RPI 51-100		RPI 101-150		RPI 150+
7-37-1		0-1-0	0-3-0		OVERALL		0-4-0		0-6-0		7-23-1
6-10-1		0-0-0	0-0-0		HOME		0-0-0		0-1-0		6-9-1
1-27-0		0-1-0	0-3-0		AWAY		0-4-0		0-5-0		1-14-0
0-0-0		0-0-0	0-0-0		NEUTRAL		0-0-0		0-0-0		0-0-0
1-19-1		0-1-0	0-3-0		NON-CONFERENCE		0-4-0		0-6-0		1-5-1
1-3-1		0-0-0	0-0-0		HOME		0-0-0		0-1-0		1-2-1
0-16-0		0-1-0	0-0-		AWAY		0-4-0		0-5-0		0-3-0
0-0-0		0-0-0	0-0-0		NEUTRAL		0-0-0		0-0-0		0-0-0
6-18-0		0-0-0	0-0-0		CONFERENCE		0-0-0		0-0-0		6-18-0
5-7-0		0-0-0	0-0-0		HOME		0-0-0		0-0-0		5-7-0
1-11-0		0-0-0	0-0-0		AWAY		0-0-0		0-0-0		1-11-0
0-0-0		0-0-0	0-0-0		NEUTRAL		0-0-0		0-0-0		0-0-0
RPI S	Opponent	Score	RPI S	Opponent	Score	RPI S	Opponent	Score	RPI S	Opponent	Score
6 A	Oregon	2 3	28 A	Oregon St.	3 5	67 A	Oklahoma	4 9	119 A	Louisiana Tech	6 11
			28 A	Oregon St.	1 16	67 A	Oklahoma	4 5	119 H	Louisiana Tech	8 13
			28 A	Oregon St.	2 12	83 A	Oklahoma St.	2 6	139 A	Alabama	3 9
						83 A	Oklahoma St.	4 6	139 A	Alabama	0 7
									139 A	Alabama	0 14
									140 A	Arkansas St.	2 4
									175 H	Stephen F. Austin	10 9
									194 A	Southern U.	6 7
									194 A	Southern U.	4 13
									194 A	Southern U.	1 11
									194 H	Southern U.	7 13
									194 H	Southern U.	2 5
									194 H	Southern U.	2 0
									205 A	UALR	4 13
									205 A	UALR	0 13
									205 A	UALR	2 10
									252 A	Prairie View	5 9
									252 A	Prairie View	2 3
									252 A	Prairie View	6 9
									252 H	Prairie View	2 5
									252 H	Prairie View	4 9
									252 H	Prairie View	5 2
									253 A	Grambling	1 5
									253 A	Grambling	8 9
									253 A	Grambling	10 5
									253 H	Grambling	6 5
									253 H	Grambling	3 2
LAST 15 GAMES			LAST 15 GAMES			LAST 15 GAMES			LAST 15 GAMES		
			194 A	Southern U.	1 11	278 A	Texas Southern	1 2			
			194 A	Southern U.	6 7	278 A	Texas Southern	4 6			
			194 A	Southern U.	4 13	278 A	Texas Southern	4 5			
			252 H	Prairie View	2 5						
			252 H	Prairie View	4 9						

Non-Div. I Games: Northeastern St. 11 0

Ark.-Pine Bluff



252	H	Prairie View	5	2
175	H	Stephen F. Austin	10	9

RPI	S	Opponent	Score	
253	H	Grambling	2	9
273	H	South Dakota St.	3	3
273	H	South Dakota St.	0	11
273	H	South Dakota St.	2	4
278	A	Texas Southern	4	6
278	A	Texas Southern	4	5
278	A	Texas Southern	1	2
278	H	Texas Southern	10	9
278	H	Texas Southern	3	6
278	H	Texas Southern	3	9

Ark.-Pine Bluff

A  
r  
k  
.  
-  
P  
i  
n  
e  
B  
l  
u  
f  
f

A  
r  
k  
.  
-  
P  
i  
n  
e  
B  
l  
u  
f  
f



Average RPI Win: 255		WON-LOST	WINNING	LAST 15	STRENGTH OF		OPP. STRENGTH	TEAM	ADJ	CONF.	ADJ CONF.
Average RPI Loss: 211		RECORD	PCT. RANK	GAMES	SCHEDULE		OF SCHEDULE	RPI	RPI	RPI	RPI
DIV. I ONLY		9-34-0	.2093	288	5-10-0		274	280	292	.37039	290
DIV. I NON-CONF.		2-17-0	.10526	286	0-2-0		270	296	294	.35089	294
TOTALS		RPI 1-25	RPI 26-50		W-L RECORDS		RPI 51-100		RPI 101-150		RPI 150+
9-34-0	0-1-0	0-0-0		OVERALL		0-0-0		0-8-0		9-25-0	
6-8-0	0-0-0	0-0-0		HOME		0-0-0		0-3-0		6-5-0	
3-18-0	0-1-0	0-0-0		AWAY		0-0-0		0-5-0		3-12-0	
0-8-0	0-0-0	0-0-0		NEUTRAL		0-0-0		0-0-0		0-8-0	
2-17-0	0-1-0	0-0-0		NON-CONFERENCE		0-0-0		0-2-0		2-14-0	
1-1-0	0-0-0	0-0-0		HOME		0-0-0		0-0-0		1-1-0	
1-8-0	0-1-0	0-0-0		AWAY		0-0-0		0-2-0		1-5-0	
0-8-0	0-0-0	0-0-0		NEUTRAL		0-0-0		0-0-0		0-8-0	
7-17-0	0-0-0	0-0-0		CONFERENCE		0-0-0		0-6-0		7-11-0	
5-7-0	0-0-0	0-0-0		HOME		0-0-0		0-3-0		5-4-0	
2-10-0	0-0-0	0-0-0		AWAY		0-0-0		0-3-0		2-7-0	
0-0-0	0-0-0	0-0-0		NEUTRAL		0-0-0		0-0-0		0-0-0	
RPI S	Opponent	Score		RPI S	Opponent	Score		RPI S	Opponent	Score	
13 A	North Carolina St.	3	14					114 A	Wright St.	2	8
								114 A	Wright St.	2	18
								114 A	Wright St.	4	32
								117 A	Kent St.	4	14
								142 H	Valparaiso	4	7
								142 H	Valparaiso	0	10
								142 H	Valparaiso	4	5
								144 A	Austin Peay	2	8
								153 N	Monmouth	2	14
								184 A	Pittsburgh	1	9
								209 N	Canisius	3	14
								216 N	Iowa	15	16
								241 A	Ill.-Chicago	5	6
								241 A	Ill.-Chicago	3	4
								241 A	Ill.-Chicago	0	8
								241 H	Ill.-Chicago	11	3
								241 H	Ill.-Chicago	9	0
								241 H	Ill.-Chicago	9	7
								242 A	Milwaukee	2	5
								242 A	Milwaukee	1	8
								242 A	Milwaukee	2	3
								242 H	Milwaukee	2	7
								242 H	Milwaukee	4	5
								242 H	Milwaukee	4	3
								244 H	Ohio	3	8
								250 N	Fairfield	1	11
								250 N	Fairfield	4	10
LAST 15 GAMES											
268 A	Butler	9	7	242 A	Milwaukee	1	8	242 H	Milwaukee	4	5
268 A	Butler	2	14	242 A	Milwaukee	2	3	242 H	Milwaukee	4	3
268 A	Butler	12	4	244 H	Ohio	3	8	244 H	Ohio	3	8
241 H	Ill.-Chicago	9	0					250 N	Fairfield	1	11
241 H	Ill.-Chicago	9	7					250 N	Fairfield	4	10

Non-Div. I Games: Notre Dame (OH) 3 12

Youngstown St.



Youngstown St.

241 H Ill.-Chicago	11	3
242 A Milwaukee	2	5

Through Games Of Sunday, May 6

RPI	S	Opponent	Score	
260	A	VMI	3	11
260	A	VMI	4	9
260	A	VMI	10	2
268	A	Butler	2	14
268	A	Butler	9	7
268	A	Butler	12	4
268	H	Butler	5	7
268	H	Butler	9	3
268	H	Butler	5	18
270	A	Akron	2	5
270	H	Akron	8	4
270	N	Akron	6	7
276	N	LIU Brooklyn	6	7
276	N	LIU Brooklyn	3	10
286	A	Norfolk St.	4	10

Youngstown St.

Y  
o  
u  
n  
g  
s  
t  
o  
w  
n  
s  
t  
.

Y  
o  
u  
n  
g  
s  
t  
o  
w  
n  
s  
t  
.



Average RPI Win: 267		WON-LOST RECORD		WINNING PCT. RANK		LAST 15 GAMES		STRENGTH OF SCHEDULE		OPP. STRENGTH OF SCHEDULE		TEAM RPI		ADJ RPI		CONF. RPI		ADJ CONF. RPI	
DIV. I ONLY		11-31-0		.2619 281		5-8-0		287		258		290		.36864 291		31		31	
DIV. I NON-CONF.		1-17-0		.05556 294		1-4-0		231		38		292		.36508 293		31		31	
TOTALS		RPI 1-25		RPI 26-50		W-L RECORDS		RPI 51-100		RPI 101-150		RPI 150+							
11-31-0		0-0-0		0-2-0		OVERALL		0-5-0		1-5-0		10-19-0							
6-7-0		0-0-0		0-0-0		HOME		0-0-0		0-0-0		6-7-0							
5-20-0		0-0-0		0-2-0		AWAY		0-5-0		1-5-0		4-8-0							
0-4-0		0-0-0		0-0-0		NEUTRAL		0-0-0		0-0-0		0-4-0							
1-17-0		0-0-0		0-2-0		NON-CONFERENCE		0-5-0		1-5-0		0-5-0							
0-1-0		0-0-0		0-0-0		HOME		0-0-0		0-0-0		0-1-0							
1-12-0		0-0-0		0-0-		AWAY		0-5-0		1-5-0		0-0-0							
0-4-0		0-0-0		0-0-0		NEUTRAL		0-0-0		0-0-0		0-4-0							
10-14-0		0-0-0		0-0-0		CONFERENCE		0-0-0		0-0-0		10-14-0							
6-6-0		0-0-0		0-0-0		HOME		0-0-0		0-0-0		6-6-0							
4-8-0		0-0-0		0-0-0		AWAY		0-0-0		0-0-0		4-8-0							
0-0-0		0-0-0		0-0-0		NEUTRAL		0-0-0		0-0-0		0-0-0							
RPI	S	Opponent	Score	RPI	S	Opponent	Score	RPI	S	Opponent	Score	RPI	S	Opponent	Score				
39	A	Mississippi St.	1 5	66	A	Illinois	6 15	109	A	Southern Miss.	1 5								
39	A	Mississippi St.	5 13	66	A	Illinois	4 12	112	A	Oral Roberts	3 4								
				66	A	Illinois	1 7	112	A	Oral Roberts	4 20								
				100	A	Tennessee	4 8	112	A	Oral Roberts	1 8								
				100	A	Tennessee	2 5	139	A	Alabama	0 8								
								139	A	Alabama	8 3								
								162	N	Eastern Ill.	2 11								
								175	N	Kansas	1 14								
								175	N	Kansas	2 9								
								180	H	Central Ark.	7 12								
								224	A	Jackson St.	1 3								
								224	A	Jackson St.	2 4								
								224	A	Jackson St.	1 5								
								224	H	Jackson St.	8 10								
								224	H	Jackson St.	3 2								
								224	H	Jackson St.	2 4								
								264	A	Alabama St.	2 4								
								264	A	Alabama St.	2 12								
								264	A	Alabama St.	4 5								
								264	H	Alabama St.	4 3								
								264	H	Alabama St.	2 7								
								264	H	Alabama St.	2 9								
				112	A	Oral Roberts	4 20	296	H	Alabama A&M	4 3	267	A	Alcorn St.	5 6				
				112	A	Oral Roberts	1 8	296	H	Alabama A&M	5 0	267	A	Alcorn St.	10 9				
				112	A	Oral Roberts	3 4	139	A	Alabama	8 3	267	A	Alcorn St.	6 9				
				264	A	Alabama St.	2 12					267	H	Alcorn St.	9 4				
				264	A	Alabama St.	2 4					267	H	Alcorn St.	4 5				
Non-Div. I Games:		West Fla.		2 4	Delta St.		2 11	West Fla.		3 5	Tougaloo		12 4		Mississippi Val.				
		West Fla.		1 4	Delta St.		2 0	Tougaloo		5 1									



Mississippi Val.

264	A	Alabama St.	4	5
296	H	Alabama A&M	10	5

Through Games Of Sunday, May 6

RPI	S	Opponent	Score	
267	H	Alcorn St.	7	12
292	N	Florida A&M	2	5
296	A	Alabama A&M	7	1
296	A	Alabama A&M	7	6
296	A	Alabama A&M	8	6
296	H	Alabama A&M	4	3
296	H	Alabama A&M	5	0
296	H	Alabama A&M	10	5

Mississippi Val.

Mississippi Val.

Mississippi Val.



Average RPI Win:		245	WON-LOST RECORD		WINNING PCT. RANK	LAST 15 GAMES	STRENGTH OF SCHEDULE		OPP. STRENGTH OF SCHEDULE	TEAM RPI	ADJ RPI	CONF. RPI	ADJ CONF. RPI
Average RPI Loss:		198											
DIV. I ONLY		7-41-0			.14583 294	2-13-0	239		292	291	.366 292	32	32
DIV. I NON-CONF.		2-25-0			.07407 291	0-3-0	110		282	284	.38689 284	32	32
TOTALS		RPI 1-25	RPI 26-50		W-L RECORDS		RPI 51-100		RPI 101-150		RPI 150+		
7-41-0		0-2-0	0-0-0		OVERALL		0-1-0		0-10-0		7-28-0		
4-16-0		0-0-0	0-0-0		HOME		0-0-0		0-4-0		4-12-0		
2-25-0		0-1-0	0-0-0		AWAY		0-0-0		0-6-0		2-16-0		
1-0-0		0-0-0	0-0-0		NEUTRAL		0-0-0		0-0-0		1-0-0		
2-25-0		0-2-0	0-0-0		NON-CONFERENCE		0-1-0		0-10-0		2-12-0		
1-10-0		0-0-0	0-0-0		HOME		0-0-0		0-4-0		1-6-0		
0-15-0		0-2-0	0-0-		AWAY		0-1-0		0-6-0		0-6-0		
1-0-0		0-0-0	0-0-0		NEUTRAL		0-0-0		0-0-0		1-0-0		
5-16-0		0-0-0	0-0-0		CONFERENCE		0-0-0		0-0-0		5-16-0		
3-6-0		0-0-0	0-0-0		HOME		0-0-0		0-0-0		3-6-0		
2-10-0		0-0-0	0-0-0		AWAY		0-0-0		0-0-0		2-10-0		
0-0-0		0-0-0	0-0-0		NEUTRAL		0-0-0		0-0-0		0-0-0		
RPI S	Opponent	Score	RPI S	Opponent	Score	RPI S	Opponent	Score	RPI S	Opponent	Score		
1 A	Florida	2 15				80 A	South Fla.	5 6	102 A	North Florida	1 13		
20 A	UCF	4 16							102 A	North Florida	1 7		
									102 H	North Florida	3 8		
									102 H	North Florida	1 19		
									115 A	Mercer	5 13		
									115 A	Mercer	2 13		
									115 H	Mercer	2 8		
									115 H	Mercer	1 19		
									118 A	FIU	4 9		
									118 A	FIU	0 13		
									178 A	Bethune-Cookman	1 8		
									178 A	Bethune-Cookman	0 10		
									178 A	Bethune-Cookman	1 11		
									178 H	Bethune-Cookman	3 2		
									178 H	Bethune-Cookman	5 4		
									178 H	Bethune-Cookman	3 6		
									213 A	Jacksonville	8 13		
									213 A	Jacksonville	10 11		
									218 H	Maine	7 17		
									218 H	Maine	3 5		
									224 A	Jackson St.	6 15		
									224 H	Jackson St.	3 4		
									224 H	Jackson St.	5 4		
									224 H	Jackson St.	9 11		
									253 A	Grambling	1 6		
									253 A	Grambling	7 15		
									253 A	Grambling	2 11		
LAST 15 GAMES													
			281 A	N.C. Central	3 4	178 A	Bethune-Cookman	1 11					
			281 A	N.C. Central	2 4	178 A	Bethune-Cookman	1 8					
			281 A	N.C. Central	7 13	178 A	Bethune-Cookman	0 10					
			285 A	Savannah St.	3 4								
			285 A	Savannah St.	8 3								

Non-Div. I Games:

Florida A&amp;M



285	A	Savannah St.	0	6
102	A	North Florida	1	13

RPI	S	Opponent	Score	
264	H	Alabama St.	2	8
264	H	Alabama St.	4	17
275	A	N.C. A&T	7	5
275	A	N.C. A&T	0	6
275	A	N.C. A&T	1	8
281	A	N.C. Central	2	4
281	A	N.C. Central	3	4
281	A	N.C. Central	7	13
281	H	N.C. Central	3	18
281	H	N.C. Central	3	8
281	H	N.C. Central	5	9
285	A	Savannah St.	0	6
285	A	Savannah St.	3	4
285	A	Savannah St.	8	3
285	H	Savannah St.	6	12
285	H	Savannah St.	2	9
285	H	Savannah St.	10	1
291	N	Mississippi Val.	5	2

Florida A&M

F  
l  
o  
r  
i  
d  
a  
  
A  
&  
M

F  
l  
o  
r  
i  
d  
a  
  
A  
&  
M



Average RPI Win: 259		WON-LOST	WINNING	LAST 15	STRENGTH OF		OPP. STRENGTH	TEAM	ADJ	CONF.	ADJ CONF.
Average RPI Loss: 223		RECORD	PCT. RANK	GAMES	SCHEDULE		OF SCHEDULE	RPI	RPI	RPI	RPI
DIV. I ONLY		8-33-0	.19512	291	7-8-0		290	290	294	.35347	293
DIV. I NON-CONF.		2-19-0	.09524	289	1-1-0		297	284	297	.3083	297
TOTALS		RPI 1-25	RPI 26-50		W-L RECORDS		RPI 51-100		RPI 101-150		RPI 150+
8-33-0		0-0-0	0-0-0		OVERALL		0-4-0		0-0-0		8-29-0
3-6-0		0-0-0	0-0-0		HOME		0-4-0		0-0-0		3-2-0
5-20-0		0-0-0	0-0-0		AWAY		0-0-0		0-0-0		5-20-0
0-7-0		0-0-0	0-0-0		NEUTRAL		0-0-0		0-0-0		0-7-0
2-19-0		0-0-0	0-0-0		NON-CONFERENCE		0-0-0		0-0-0		2-19-0
1-0-0		0-0-0	0-0-0		HOME		0-0-0		0-0-0		1-0-0
1-12-0		0-0-0	0-0-		AWAY		0-0-0		0-0-0		1-12-0
0-7-0		0-0-0	0-0-0		NEUTRAL		0-0-0		0-0-0		0-7-0
6-14-0		0-0-0	0-0-0		CONFERENCE		0-4-0		0-0-0		6-10-0
2-6-0		0-0-0	0-0-0		HOME		0-4-0		0-0-0		2-2-0
4-8-0		0-0-0	0-0-0		AWAY		0-0-0		0-0-0		4-8-0
0-0-0		0-0-0	0-0-0		NEUTRAL		0-0-0		0-0-0		0-0-0
RPI S	Opponent	Score	RPI S	Opponent	Score	RPI S	Opponent	Score	RPI S	Opponent	Score
						61 H	Utah Valley	4 <b>21</b>	156 N	Villanova	3 <b>20</b>
						61 H	Utah Valley	8 <b>15</b>	177 N	North Dakota St.	1 <b>2</b>
						61 H	Utah Valley	2 <b>13</b>	203 H	Tex.-Pan American	4 1
						61 H	Utah Valley	10 <b>16</b>	203 H	Tex.-Pan American	3 0
									203 H	Tex.-Pan American	3 <b>5</b>
									203 H	Tex.-Pan American	5 <b>9</b>
									215 A	Western Mich.	1 0
									219 N	Michigan	8 <b>17</b>
									229 A	Cincinnati	3 <b>4</b>
									229 A	Cincinnati	4 <b>20</b>
									229 A	Cincinnati	0 <b>6</b>
									229 A	Cincinnati	2 <b>9</b>
									234 A	Houston Baptist	4 <b>8</b>
									234 A	Houston Baptist	1 <b>5</b>
									234 A	Houston Baptist	1 <b>11</b>
									234 A	Houston Baptist	9 <b>14</b>
									240 A	Northwestern	7 <b>12</b>
									240 N	Northwestern	6 <b>14</b>
									250 N	Fairfield	4 <b>7</b>
									263 A	Southern Utah	7 <b>8</b>
									263 A	Southern Utah	6 <b>7</b>
									263 A	Southern Utah	2 <b>9</b>
									270 N	Akron	5 <b>14</b>
									274 N	Neb. Omaha	4 <b>8</b>
									278 A	Texas Southern	7 <b>8</b>
									278 A	Texas Southern	3 <b>5</b>
									278 A	Texas Southern	4 <b>9</b>
LAST 15 GAMES											
			279 A	Northern Colo.	0 <b>6</b>	203 H	Tex.-Pan American	4 1			
			279 A	Northern Colo.	2 <b>5</b>	203 H	Tex.-Pan American	3 <b>5</b>			
			279 A	Northern Colo.	5 4	240 A	Northwestern	7 <b>12</b>			
			279 A	Northern Colo.	9 <b>19</b>						
			215 A	Western Mich.	1 0						

Non-Div. I Games: Calumet Col. 14 2

Chicago St.



Chicago St.

203 H Tex.-Pan American	5	9
203 H Tex.-Pan American	3	0

Through Games Of Sunday, May 6

RPI	S	Opponent	Score	
278	A	Texas Southern	4	19
279	A	Northern Colo.	0	6
279	A	Northern Colo.	2	5
279	A	Northern Colo.	5	4
279	A	Northern Colo.	9	19
287	H	IPFW	3	2
295	A	NYIT	20	9
295	A	NYIT	5	4
295	A	NYIT	14	15
295	A	NYIT	15	4

Chicago St.

C  
h  
i  
c  
a  
g  
o  
s  
t  
.

C  
h  
i  
c  
a  
g  
o  
s  
t  
.



Average RPI Win: 286		WON-LOST RECORD		WINNING PCT. RANK		LAST 15 GAMES		STRENGTH OF SCHEDULE		OPP. STRENGTH OF SCHEDULE		TEAM RPI		ADJ RPI		CONF. RPI		ADJ CONF. RPI	
DIV. I ONLY		11-34-0		.24444 284		4-11-0		289		296		293		.34876 294		32		32	
DIV. I NON-CONF.		0-23-0		0 297		0-5-0		245		292		296		.32572 295		32		32	
TOTALS		RPI 1-25		RPI 26-50		W-L RECORDS		RPI 51-100		RPI 101-150		RPI 150+							
11-34-0		0-0-0		0-0-0		OVERALL		0-1-0		0-4-0		11-29-0							
5-14-0		0-0-0		0-0-0		HOME		0-0-0		0-4-0		5-10-0							
6-18-0		0-0-0		0-0-0		AWAY		0-0-0		0-0-0		6-18-0							
0-2-0		0-0-0		0-0-0		NEUTRAL		0-1-0		0-0-0		0-1-0							
0-23-0		0-0-0		0-0-0		NON-CONFERENCE		0-1-0		0-4-0		0-18-0							
0-10-0		0-0-0		0-0-0		HOME		0-0-0		0-4-0		0-6-0							
0-11-0		0-0-0		0-0-		AWAY		0-0-0		0-0-0		0-11-0							
0-2-0		0-0-0		0-0-0		NEUTRAL		0-1-0		0-0-0		0-1-0							
11-11-0		0-0-0		0-0-0		CONFERENCE		0-0-0		0-0-0		11-11-0							
5-4-0		0-0-0		0-0-0		HOME		0-0-0		0-0-0		5-4-0							
6-7-0		0-0-0		0-0-0		AWAY		0-0-0		0-0-0		6-7-0							
0-0-0		0-0-0		0-0-0		NEUTRAL		0-0-0		0-0-0		0-0-0							
RPI	S	Opponent		Score		RPI	S	Opponent		Score		RPI	S	Opponent		Score			

Non-Div. I Games:

Md.-East. Shore



228 A Delaware St.	2	17
228 A Delaware St.	0	12

RPI	S	Opponent	Score	
284	H	Mt. St. Mary's	3	6
286	A	Norfolk St.	1	8
286	A	Norfolk St.	5	7
286	A	Norfolk St.	2	5
286	A	Norfolk St.	3	2
286	A	Norfolk St.	4	0
286	A	Norfolk St.	1	9
286	H	Norfolk St.	5	9
286	H	Norfolk St.	11	4
286	H	Norfolk St.	10	11
296	A	Alabama A&M	2	7
297	A	Coppin St.	6	4
297	A	Coppin St.	18	1
297	A	Coppin St.	8	3
297	H	Coppin St.	6	5
297	H	Coppin St.	10	4
297	H	Coppin St.	7	6

M  
d  
.  
-  
E  
a  
s  
t  
.  
S  
h  
o  
r  
e

M  
d  
.  
-  
E  
a  
s  
t  
.  
S  
h  
o  
r  
e



Average RPI Win: 252		WON-LOST RECORD	WINNING PCT. RANK		LAST 15 GAMES	STRENGTH OF SCHEDULE	OPP. STRENGTH OF SCHEDULE	TEAM RPI	ADJ RPI	CONF. RPI	ADJ CONF. RPI	
Average RPI Loss: 211												
DIV. I ONLY		5-36-0	.12195	296	3-12-0	284	282	295	.34049	295	30	30
DIV. I NON-CONF.		2-19-0	.09524	289	0-2-0	177	262	287	.38305	288	30	30
<hr/>												
TOTALS		RPI 1-25		RPI 26-50		W-L RECORDS		RPI 51-100		RPI 101-150		RPI 150+
5-36-0		0-0-0		0-0-0		OVERALL		0-1-0		0-5-0		5-30-0
3-11-0		0-0-0		0-0-0		HOME		0-0-0		0-0-0		3-11-0
2-25-0		0-0-0		0-0-0		AWAY		0-1-0		0-5-0		2-19-0
0-0-0		0-0-0		0-0-0		NEUTRAL		0-0-0		0-0-0		0-0-0
2-19-0		0-0-0		0-0-0		NON-CONFERENCE		0-1-0		0-5-0		2-13-0
1-5-0		0-0-0		0-0-0		HOME		0-0-0		0-0-0		1-5-0
1-14-0		0-0-0		0-0-		AWAY		0-1-0		0-5-0		1-8-0
0-0-0		0-0-0		0-0-0		NEUTRAL		0-0-0		0-0-0		0-0-0
3-17-0		0-0-0		0-0-0		CONFERENCE		0-0-0		0-0-0		3-17-0
2-6-0		0-0-0		0-0-0		HOME		0-0-0		0-0-0		2-6-0
1-11-0		0-0-0		0-0-0		AWAY		0-0-0		0-0-0		1-11-0
0-0-0		0-0-0		0-0-0		NEUTRAL		0-0-0		0-0-0		0-0-0
RPI	S	Opponent	Score	RPI	S	Opponent	Score	RPI	S	Opponent	Score	

Non-Div. I Games:

NYIT



234	H	Houston Baptist	10	3
234	H	Houston Baptist	1	2

RPI	S	Opponent	Score	
256	H	Iona	14	16
277	A	North Dakota	2	10
277	A	North Dakota	5	8
277	A	North Dakota	13	8
277	A	North Dakota	0	5
279	A	Northern Colo.	1	13
279	A	Northern Colo.	8	14
279	A	Northern Colo.	0	10
279	A	Northern Colo.	2	15
293	H	Chicago St.	4	15
293	H	Chicago St.	15	14
293	H	Chicago St.	4	5
293	H	Chicago St.	9	20



Average RPI Win: 277		WON-LOST	WINNING	LAST 15	STRENGTH OF		OPP. STRENGTH	TEAM	ADJ	CONF.	ADJ CONF.
Average RPI Loss: 208		RECORD	PCT. RANK	GAMES	SCHEDULE		OF SCHEDULE	RPI	RPI	RPI	RPI
DIV. I ONLY		6-41-0	.12766	295	2-12-0		286	293	296	.33162	296
DIV. I NON-CONF.		5-18-0	.21739	277	2-3-0		206	286	279	.39648	282
TOTALS		RPI 1-25	RPI 26-50		W-L RECORDS		RPI 51-100		RPI 101-150		RPI 150+
6-41-0	0-0-0	0-0-0		OVERALL		0-10-0		0-2-0		6-29-0	
6-19-0	0-0-0	0-0-0		HOME		0-3-0		0-1-0		6-15-0	
0-22-0	0-0-0	0-0-0		AWAY		0-7-0		0-1-0		0-14-0	
0-0-0	0-0-0	0-0-0		NEUTRAL		0-0-0		0-0-0		0-0-0	
5-18-0	0-0-0	0-0-0		NON-CONFERENCE		0-10-0		0-2-0		5-6-0	
5-8-0	0-0-0	0-0-0		HOME		0-3-0		0-1-0		5-4-0	
0-10-0	0-0-0	0-0-		AWAY		0-7-0		0-1-0		0-2-0	
0-0-0	0-0-0	0-0-0		NEUTRAL		0-0-0		0-0-0		0-0-0	
1-23-0	0-0-0	0-0-0		CONFERENCE		0-0-0		0-0-0		1-23-0	
1-11-0	0-0-0	0-0-0		HOME		0-0-0		0-0-0		1-11-0	
0-12-0	0-0-0	0-0-0		AWAY		0-0-0		0-0-0		0-12-0	
0-0-0	0-0-0	0-0-0		NEUTRAL		0-0-0		0-0-0		0-0-0	
RPI S	Opponent	Score	RPI S	Opponent	Score	RPI S	Opponent	Score	RPI S	Opponent	Score
						56 H	Indiana St.	0 7	144 A	Austin Peay	4 19
						56 H	Indiana St.	0 12	144 H	Austin Peay	1 7
						64 A	Auburn	1 7	163 A	Troy	1 9
						68 A	Samford	0 19	211 A	Tennessee Tech	1 13
						68 H	Samford	3 7	224 A	Jackson St.	1 2
						74 A	Texas Tech	5 25	224 A	Jackson St.	0 6
						74 A	Texas Tech	1 21	224 A	Jackson St.	0 10
						83 A	Oklahoma St.	0 5	224 H	Jackson St.	0 14
						83 A	Oklahoma St.	0 2	224 H	Jackson St.	11 10
						83 A	Oklahoma St.	2 13	224 H	Jackson St.	1 3
									262 H	Western Ill.	2 11
									264 A	Alabama St.	2 9
									264 A	Alabama St.	2 14
									264 A	Alabama St.	3 7
									264 H	Alabama St.	2 12
									264 H	Alabama St.	0 7
									264 H	Alabama St.	8 12
									267 A	Alcorn St.	1 14
									267 A	Alcorn St.	7 9
									267 A	Alcorn St.	3 6
									267 H	Alcorn St.	0 9
									267 H	Alcorn St.	6 7
									267 H	Alcorn St.	2 8
						224 A	Jackson St.	0 10	285 H	Savannah St.	2 5
						224 A	Jackson St.	1 2	285 H	Savannah St.	7 4
						224 A	Jackson St.	0 6	285 H	Savannah St.	5 12
						267 H	Alcorn St.	6 7	285 H	Savannah St.	4 0
						267 H	Alcorn St.	2 8			

Non-Div. I Games: Tuskegee 8 0 Tuskegee 8 7 Ala.-Huntsville 0 15 Alabama A&M



267	H	Alcorn St.	0	9
163	A	Troy	1	9

RPI	S	Opponent	Score	
287	H	IPFW	8	5
287	H	IPFW	2	11
287	H	IPFW	3	2
291	A	Mississippi Val.	5	10
291	A	Mississippi Val.	3	4
291	A	Mississippi Val.	0	5
291	H	Mississippi Val.	1	7
291	H	Mississippi Val.	6	7
291	H	Mississippi Val.	6	8
294	H	Md.-East. Shore	7	2



Average RPI Win:	110	WON-LOST RECORD	WINNING PCT. RANK	LAST 15 GAMES	STRENGTH OF SCHEDULE	OPP. STRENGTH OF SCHEDULE	TEAM RPI	ADJ RPI	CONF. RPI	ADJ CONF. RPI	
Average RPI Loss:	236										
DIV. I ONLY	1-45-0	.02174	297	1-14-0	280	297	297	.29582	297	32	32
DIV. I NON-CONF.	1-23-0	.04167	296	1-2-0	262	290	295	.32388	296	32	32
<hr/>											
TOTALS	RPI 1-25	RPI 26-50		W-L RECORDS		RPI 51-100		RPI 101-150		RPI 150+	
1-45-0	0-0-0	0-0-0		OVERALL		0-5-0		1-2-0		0-38-0	
1-18-0	0-0-0	0-0-0		HOME		0-0-0		1-0-0		0-18-0	
0-25-0	0-0-0	0-0-0		AWAY		0-5-0		0-2-0		0-18-0	
0-2-0	0-0-0	0-0-0		NEUTRAL		0-0-0		0-0-0		0-2-0	
1-23-0	0-0-0	0-0-0		NON-CONFERENCE		0-5-0		1-2-0		0-16-0	
1-10-0	0-0-0	0-0-0		HOME		0-0-0		1-0-0		0-10-0	
0-11-0	0-0-0	0-0-		AWAY		0-5-0		0-2-0		0-4-0	
0-2-0	0-0-0	0-0-0		NEUTRAL		0-0-0		0-0-0		0-2-0	
0-22-0	0-0-0	0-0-0		CONFERENCE		0-0-0		0-0-0		0-22-0	
0-8-0	0-0-0	0-0-0		HOME		0-0-0		0-0-0		0-8-0	
0-14-0	0-0-0	0-0-0		AWAY		0-0-0		0-0-0		0-14-0	
0-0-0	0-0-0	0-0-0		NEUTRAL		0-0-0		0-0-0		0-0-0	
RPI	S	Opponent	Score	RPI	S	Opponent	Score	RPI	S	Opponent	Score

Non-Div. I Games:

Coppin St.



C o p p i n s t .

C  
o  
p  
p  
i  
n  
s  
t  
.

Coppin St.

 Tie, 
  Loss, 
  Non-Conf, 
 S Site, H Home, A Away, N Neutral

Page 594