

Average RPI Win: 78		WON-LOST	WINNING	LAST 15	STRENGTH OF		OPP. STRENGTH	TEAM	ADJ	CONF.	ADJ CONF.
Average RPI Loss: 48		RECORD	PCT. RANK	GAMES	SCHEDULE		OF SCHEDULE	RPI	RPI	RPI	RPI
DIV. I ONLY		35-7-0	.83333	1	11-3-0		5	11	1	.65336	1
DIV. I NON-CONF.		16-5-0	.7619	25	3-2-0		4	68	3	.63623	3
TOTALS		RPI 1-25	RPI 26-50		W-L RECORDS		RPI 51-100		RPI 101-150		RPI 150+
35-7-0		8-3-0	10-1-0		OVERALL		2-1-0		11-2-0		4-0-0
23-3-0		6-1-0	5-0-0		HOME		0-0-0		8-2-0		4-0-0
12-3-0		2-1-0	5-1-0		AWAY		2-1-0		3-0-0		0-0-0
0-1-0		0-1-0	0-0-0		NEUTRAL		0-0-0		0-0-0		0-0-0
16-5-0		2-3-0	2-0-0		NON-CONFERENCE		0-0-0		8-2-0		4-0-0
14-3-0		0-1-0	2-0-0		HOME		0-0-0		8-2-0		4-0-0
2-1-0		2-1-0	0-0-		AWAY		0-0-0		0-0-0		0-0-0
0-1-0		0-1-0	0-0-0		NEUTRAL		0-0-0		0-0-0		0-0-0
19-2-0		6-0-0	8-1-0		CONFERENCE		2-1-0		3-0-0		0-0-0
9-0-0		6-0-0	3-0-0		HOME		0-0-0		0-0-0		0-0-0
10-2-0		0-0-0	5-1-0		AWAY		2-1-0		3-0-0		0-0-0
0-0-0		0-0-0	0-0-0		NEUTRAL		0-0-0		0-0-0		0-0-0
RPI S	Opponent	Score		RPI S	Opponent	Score		RPI S	Opponent	Score	
2 A	Florida	2	9	32 H	Virginia Tech	5	2	62 A	Boston College	6	5
2 H	Florida	3	6	32 H	Virginia Tech	11	4	62 A	Boston College	6	17
2 N	Florida	1	4	32 H	Virginia Tech	2	1	62 A	Boston College	6	3
17 H	Miami (FL)	6	1	37 A	Wake Forest	3	2				
17 H	Miami (FL)	11	2	37 A	Wake Forest	5	7				
17 H	Miami (FL)	8	7	37 A	Wake Forest	5	4				
19 H	Virginia	4	3	38 A	Georgia Tech	8	4				
19 H	Virginia	12	3	38 A	Georgia Tech	2	1				
19 H	Virginia	7	5	38 A	Georgia Tech	12	7				
20 A	UCF	7	6	50 H	Stetson	9	1				
20 A	UCF	1	0	50 H	Stetson	17	8				
				LAST 15 GAMES							
				101 H	Rhode Island	6	5	62 A	Boston College	6	3
				101 H	Rhode Island	2	0	62 A	Boston College	6	5
				101 H	Rhode Island	17	6	2 H	Florida	3	6
				17 H	Miami (FL)	8	7				
				17 H	Miami (FL)	6	1				

Non-Div. I Games: North Ga. 6 0

Florida St.

17 H Miami (FL)	11	2
62 A Boston College	6	17

F
l
o
r
i
d
a
S
t
.

F
l
o
r
i
d
a
S
t
.

Average RPI Win: 68		WON-LOST	WINNING	LAST 15	STRENGTH OF		OPP. STRENGTH	TEAM	ADJ	CONF.	ADJ CONF.
Average RPI Loss: 36		RECORD	PCT. RANK	GAMES	SCHEDULE		OF SCHEDULE	RPI	RPI	RPI	RPI
DIV. I ONLY		33-12-0	.73333	14	1		4	2	.6508	2	2
DIV. I NON-CONF.		21-3-0	.875	3	2		15	1	.679	1	2
TOTALS		RPI 1-25	RPI 26-50		W-L RECORDS		RPI 51-100		RPI 101-150		RPI 150+
33-12-0		14-8-0	5-1-0		OVERALL		5-2-0		3-1-0		6-0-0
23-7-0		6-5-0	5-1-0		HOME		3-1-0		3-0-0		6-0-0
9-5-0		7-3-0	0-0-0		AWAY		2-1-0		0-1-0		0-0-0
1-0-0		1-0-0	0-0-0		NEUTRAL		0-0-0		0-0-0		0-0-0
21-3-0		9-1-0	0-0-0		NON-CONFERENCE		3-1-0		3-1-0		6-0-0
16-2-0		4-1-0	0-0-0		HOME		3-1-0		3-0-0		6-0-0
4-1-0		4-0-0	0-0-		AWAY		0-0-0		0-1-0		0-0-0
1-0-0		1-0-0	0-0-0		NEUTRAL		0-0-0		0-0-0		0-0-0
12-9-0		5-7-0	5-1-0		CONFERENCE		2-1-0		0-0-0		0-0-0
7-5-0		2-4-0	5-1-0		HOME		0-0-0		0-0-0		0-0-0
5-4-0		3-3-0	0-0-0		AWAY		2-1-0		0-0-0		0-0-0
0-0-0		0-0-0	0-0-0		NEUTRAL		0-0-0		0-0-0		0-0-0
RPI S	Opponent	Score		RPI S	Opponent	Score		RPI S	Opponent	Score	
1 A	Florida St.	6	3	44 H	Vanderbilt	10	2	70 H	Samford	5	3
1 H	Florida St.	9	2	44 H	Vanderbilt	5	1	72 H	Fla. Atlantic	16	1
1 N	Florida St.	4	1	44 H	Vanderbilt	8	2	82 H	South Fla.	3	5
7 H	LSU	6	7	46 H	Georgia	3	2	90 H	Ga. Southern	8	2
7 H	LSU	7	8	46 H	Georgia	3	5	96 A	Tennessee	8	1
7 H	LSU	7	0	46 H	Georgia	6	3	96 A	Tennessee	3	1
9 A	South Carolina	3	9					96 A	Tennessee	4	5
9 A	South Carolina	5	4								
9 A	South Carolina	8	2								
12 H	Arkansas	1	5								
12 H	Arkansas	1	3								
12 H	Arkansas	3	2								
13 H	Cal St. Fullerton	5	8								
13 H	Cal St. Fullerton	7	3								
13 H	Cal St. Fullerton	5	2								
17 A	Miami (FL)	8	5								
17 A	Miami (FL)	7	5								
17 A	Miami (FL)	13	5								
20 H	UCF	8	0								
22 A	Ole Miss	6	7								
22 A	Ole Miss	9	4								
22 A	Ole Miss	0	3								
				LAST 15 GAMES							
				12 H	Arkansas	1	3	46 H	Georgia	3	2
				12 H	Arkansas	1	5	90 H	Ga. Southern	8	2
				12 H	Arkansas	3	2	96 A	Tennessee	8	1
				177 H	Bethune-Cookman	10	1				
				82 H	South Fla.	3	5				

Non-Div. I Games:

Florida

46	H	Georgia	6	3
46	H	Georgia	3	5

F
l
o
r
i
d
a

F
l
o
r
i
d
a

Average RPI Win:	94	WON-LOST RECORD	WINNING PCT. RANK	LAST 15 GAMES	STRENGTH OF SCHEDULE	OPP. STRENGTH OF SCHEDULE	TEAM RPI	ADJ RPI	CONF. RPI	ADJ CONF. RPI							
DIV. I ONLY		38-8-0	.82609	2	14-1-0	29	27	3	.63062	3	4	4					
DIV. I NON-CONF.		20-8-0	.71429	41	7-1-0	26	8	15	.60628	15	6	5					
<hr/>																	
TOTALS	RPI 1-25	RPI 26-50		W-L RECORDS		RPI 51-100		RPI 101-150		RPI 150+							
38-8-0	6-2-0	3-1-0		OVERALL		15-2-0		6-3-0		8-0-0							
27-3-0	4-0-0	2-0-0		HOME		11-1-0		5-2-0		5-0-0							
10-5-0	2-2-0	1-1-0		AWAY		3-1-0		1-1-0		3-0-0							
1-0-0	0-0-0	0-0-0		NEUTRAL		1-0-0		0-0-0		0-0-0							
20-8-0	3-2-0	3-1-0		NON-CONFERENCE		6-2-0		6-3-0		2-0-0							
16-3-0	2-0-0	2-0-0		HOME		5-1-0		5-2-0		2-0-0							
3-5-0	1-2-0	1-0-		AWAY		0-1-0		1-1-0		0-0-0							
1-0-0	0-0-0	0-0-0		NEUTRAL		1-0-0		0-0-0		0-0-0							
18-0-0	3-0-0	0-0-0		CONFERENCE		9-0-0		0-0-0		6-0-0							
11-0-0	2-0-0	0-0-0		HOME		6-0-0		0-0-0		3-0-0							
7-0-0	1-0-0	0-0-0		AWAY		3-0-0		0-0-0		3-0-0							
0-0-0	0-0-0	0-0-0		NEUTRAL		0-0-0		0-0-0		0-0-0							
<hr/>																	
RPI S	Opponent	Score		RPI S	Opponent	Score		RPI S	Opponent	Score		RPI S	Opponent	Score			
4 A	UCLA	15	3	41 A	TCU	4	9	51 H	Michigan St.	0	4	122 H	La.-Monroe	8	7		
4 A	UCLA	3	9	41 H	TCU	7	1	52 N	Texas St.	5	1	122 H	La.-Monroe	7	5		
4 A	UCLA	6	8	45 A	Sam Houston St.	10	3	64 A	Texas-Arlington	4	5	124 H	Lamar	0	8		
16 A	Texas A&M	5	3	45 H	Sam Houston St.	6	2	64 H	Texas-Arlington	6	4	124 H	Lamar	7	8		
16 H	Texas A&M	1	0					67 H	UC Irvine	4	2	126 H	Oral Roberts	3	2		
16 H	Texas A&M	7	5					67 H	UC Irvine	6	1	126 H	Oral Roberts	3	2		
21 H	New Mexico St.	5	0					86 H	Memphis	2	1	126 H	Oral Roberts	8	1		
21 H	New Mexico St.	15	5					86 H	Memphis	7	3	137 A	Houston	14	5		
								87 A	Missouri	12	7	142 A	UTSA	1	4		
								87 A	Missouri	5	3	159 A	Kansas St.	14	12		
								87 A	Missouri	3	1	159 A	Kansas St.	12	11		
								89 H	Texas Tech	9	4	159 A	Kansas St.	5	2		
								89 H	Texas Tech	8	1	164 H	Kansas	8	6		
								89 H	Texas Tech	4	3	164 H	Kansas	10	2		
								100 H	Oklahoma St.	3	2	164 H	Kansas	9	0		
								100 H	Oklahoma St.	5	4	189 H	A&M-Corpus Christi	11	1		
								100 H	Oklahoma St.	7	4	189 H	A&M-Corpus Christi	15	2		
<hr/>																	
LAST 15 GAMES																	
21 H New Mexico St.				15	5	189 H A&M-Corpus Christi				11	1						
21 H New Mexico St.				5	0	189 H A&M-Corpus Christi				15	2						
64 H Texas-Arlington				6	4	159 A Kansas St.				12	11						
142 A UTSA				1	4												
16 H Texas A&M				7	5												

Non-Div. I Games:

Baylor

16 H Texas A&M	1	0
16 A Texas A&M	5	3

B
a
y
l
o
r

B
a
y
l
o
r

Average RPI Win: 68		WON-LOST RECORD		WINNING PCT. RANK		LAST 15 GAMES		STRENGTH OF SCHEDULE		OPP. STRENGTH OF SCHEDULE		TEAM RPI		ADJ RPI		CONF. RPI		ADJ CONF. RPI	
DIV. I ONLY		28-12-0		.7 26		8-7-0		2		2		4		.6267 4		3		3	
DIV. I NON-CONF.		15-3-0		.83333 10		3-0-0		6		1		2		.6583 2		3		3	
TOTALS		RPI 1-25		RPI 26-50		W-L RECORDS		RPI 51-100		RPI 101-150		RPI 150+							
28-12-0		9-7-0		5-4-0		OVERALL		8-1-0		3-0-0		3-0-0							
17-9-0		7-6-0		1-2-0		HOME		7-1-0		2-0-0		0-0-0							
10-3-0		2-1-0		4-2-0		AWAY		0-0-0		1-0-0		3-0-0							
1-0-0		0-0-0		0-0-0		NEUTRAL		1-0-0		0-0-0		0-0-0							
15-3-0		3-1-0		4-2-0		NON-CONFERENCE		5-0-0		3-0-0		0-0-0							
11-3-0		3-1-0		1-2-0		HOME		5-0-0		2-0-0		0-0-0							
4-0-0		0-0-0		3-0-		AWAY		0-0-0		1-0-0		0-0-0							
0-0-0		0-0-0		0-0-0		NEUTRAL		0-0-0		0-0-0		0-0-0							
13-9-0		6-6-0		1-2-0		CONFERENCE		3-1-0		0-0-0		3-0-0							
6-6-0		4-5-0		0-0-0		HOME		2-1-0		0-0-0		0-0-0							
6-3-0		2-1-0		1-2-0		AWAY		0-0-0		0-0-0		3-0-0							
1-0-0		0-0-0		0-0-0		NEUTRAL		1-0-0		0-0-0		0-0-0							
RPI	S	Opponent		Score		RPI	S	Opponent		Score		RPI	S	Opponent		Score			
3	H	Baylor		3	15	29	A	Oregon St.		0	3	53	N	Southern California		7	2		
3	H	Baylor		9	3	29	A	Oregon St.		4	0	56	H	Long Beach St.		9	1		
3	H	Baylor		8	6	29	A	Oregon St.		6	7	67	H	UC Irvine		9	3		
8	H	Stanford		7	4	39	H	Maryland		1	5	73	H	Washington St.		12	3		
8	H	Stanford		2	7	39	H	Maryland		1	2	73	H	Washington St.		12	3		
8	H	Stanford		2	7	39	H	Maryland		6	5	73	H	Washington St.		4	10		
13	H	Cal St. Fullerton		4	2	46	A	Georgia		7	3	97	H	Sacramento St.		5	2		
15	H	Oregon		2	6	46	A	Georgia		2	0	97	H	Sacramento St.		6	2		
15	H	Oregon		3	8	46	A	Georgia		7	6	97	H	Sacramento St.		11	2		
15	H	Oregon		8	6														
18	A	Arizona		3	4														
18	A	Arizona		6	2														
18	A	Arizona		15	3														
25	H	Arizona St.		3	4														
25	H	Arizona St.		4	2														
25	H	Arizona St.		6	5														
						LAST 15 GAMES													
		8	H	Stanford	2	7		113	H	Cal St. Northridge	12	4							
		8	H	Stanford	7	4		18	A	Arizona	6	2							
		8	H	Stanford	2	7		18	A	Arizona	15	3							
		67	H	UC Irvine	9	3													
		29	A	Oregon St.	6	7													

Non-Div. I Games:

UCLA

29 A Oregon St.	0	3
29 A Oregon St.	4	0

U
C
L
A

U
C
L
A

Average RPI Win: 121		WON-LOST RECORD		WINNING PCT. RANK		LAST 15 GAMES		STRENGTH OF SCHEDULE		OPP. STRENGTH OF SCHEDULE		TEAM RPI		ADJ RPI		CONF. RPI		ADJ CONF. RPI	
DIV. I ONLY		33-7-0		.825 3		13-2-0		69		69		10		.61756 5		12		12	
DIV. I NON-CONF.		19-3-0		.86364 7		3-0-0		113		44		12		.61754 7		13		13	
TOTALS		RPI 1-25		RPI 26-50		W-L RECORDS		RPI 51-100		RPI 101-150		RPI 150+							
33-7-0		1-0-0		3-1-0		OVERALL		15-5-0		3-1-0		11-0-0							
9-2-0		0-0-0		1-0-0		HOME		5-1-0		2-1-0		1-0-0							
18-4-0		1-0-0		2-0-0		AWAY		7-4-0		0-0-0		8-0-0							
6-1-0		0-0-0		0-1-0		NEUTRAL		3-0-0		1-0-0		2-0-0							
19-3-0		1-0-0		3-1-0		NON-CONFERENCE		6-2-0		1-0-0		8-0-0							
2-0-0		0-0-0		1-0-0		HOME		0-0-0		0-0-0		1-0-0							
11-2-0		1-0-0		2-0-		AWAY		3-2-0		0-0-0		5-0-0							
6-1-0		0-0-0		0-1-0		NEUTRAL		3-0-0		1-0-0		2-0-0							
14-4-0		0-0-0		0-0-0		CONFERENCE		9-3-0		2-1-0		3-0-0							
7-2-0		0-0-0		0-0-0		HOME		5-1-0		2-1-0		0-0-0							
7-2-0		0-0-0		0-0-0		AWAY		4-2-0		0-0-0		3-0-0							
0-0-0		0-0-0		0-0-0		NEUTRAL		0-0-0		0-0-0		0-0-0							
RPI S	Opponent	Score		RPI S	Opponent	Score		RPI S	Opponent	Score		RPI S	Opponent	Score					
23 A	East Carolina	6	4	35 H	Louisville	2	1	51 H	Michigan St.	6	2	112 N	Notre Dame	15	8				
				39 N	Maryland	1	11	51 H	Michigan St.	4	3	136 H	Penn St.	9	3				
				40 A	Missouri St.	4	2	51 H	Michigan St.	0	5	136 H	Penn St.	6	16				
				46 A	Auburn	9	8	55 A	Wichita St.	8	3	136 H	Penn St.	2	0				
								55 A	Wichita St.	10	5	176 A	Murray St.	13	2				
								55 A	Wichita St.	3	5	176 A	Murray St.	22	1				
								55 A	Wichita St.	2	8	176 A	Murray St.	5	2				
								57 H	Illinois	4	1	219 N	Charleston So.	5	2				
								57 H	Illinois	3	0	224 A	Ill.-Chicago	12	2				
								57 H	Illinois	5	3	231 N	Cincinnati	6	0				
								63 A	Ohio St.	8	5	241 A	Northwestern	3	1				
								63 A	Ohio St.	8	1	241 A	Northwestern	7	0				
								63 A	Ohio St.	4	5	241 A	Northwestern	8	4				
								71 A	Illinois St.	3	2	244 A	Ball St.	15	2				
								77 N	Connecticut	9	4	288 H	IPFW	6	1				
								80 A	Nebraska	8	5								
								80 A	Nebraska	3	8								
								80 A	Nebraska	8	3								
								83 N	Western Caro.	14	7								
								98 N	Southern Miss.	10	9								
				LAST 15 GAMES															
				51 H	Michigan St.	0	5	224 A	Ill.-Chicago	12	2								
				51 H	Michigan St.	4	3	57 H	Illinois	5	3								
				51 H	Michigan St.	6	2	57 H	Illinois	4	1								
				71 A	Illinois St.	3	2												
				80 A	Nebraska	8	3												

Non-Div. I Games: Anderson (IN) 6 1

Purdue

80 A Nebraska	3	8
80 A Nebraska	8	5

P
u
r
d
u
e

P
u
r
d
u
e

Average RPI Win: 68		WON-LOST	WINNING	LAST 15	STRENGTH OF		OPP. STRENGTH	TEAM	ADJ	CONF.	ADJ CONF.
Average RPI Loss: 60		RECORD	PCT. RANK	GAMES	SCHEDULE		OF SCHEDULE	RPI	RPI	RPI	RPI
DIV. I ONLY		30-13-0	.69767	27	8-7-0		4	14	7	.61648	6
DIV. I NON-CONF.		17-5-0	.77273	20	4-2-0		24	65	9	.61374	10
TOTALS		RPI 1-25	RPI 26-50		W-L RECORDS		RPI 51-100		RPI 101-150		RPI 150+
30-13-0		6-4-0	11-4-0		OVERALL		3-2-0		6-1-0		4-2-0
20-9-0		3-1-0	5-3-0		HOME		3-2-0		5-1-0		4-2-0
10-4-0		3-3-0	6-1-0		AWAY		0-0-0		1-0-0		0-0-0
0-0-0		0-0-0	0-0-0		NEUTRAL		0-0-0		0-0-0		0-0-0
17-5-0		1-0-0	3-0-0		NON-CONFERENCE		3-2-0		6-1-0		4-2-0
15-5-0		1-0-0	2-0-0		HOME		3-2-0		5-1-0		4-2-0
2-0-0		0-0-0	1-0-		AWAY		0-0-0		1-0-0		0-0-0
0-0-0		0-0-0	0-0-0		NEUTRAL		0-0-0		0-0-0		0-0-0
13-8-0		5-4-0	8-4-0		CONFERENCE		0-0-0		0-0-0		0-0-0
5-4-0		2-1-0	3-3-0		HOME		0-0-0		0-0-0		0-0-0
8-4-0		3-3-0	5-1-0		AWAY		0-0-0		0-0-0		0-0-0
0-0-0		0-0-0	0-0-0		NEUTRAL		0-0-0		0-0-0		0-0-0
RPI S	Opponent	Score	RPI S	Opponent	Score	RPI S	Opponent	Score	RPI S	Opponent	Score
14 H	North Carolina St.	1 3	33 A	Clemson	6 5	53 H	Southern California	1 0	108 H	High Point	10 5
14 H	North Carolina St.	4 3	33 A	Clemson	4 3	53 H	Southern California	2 5	110 H	Wright St.	3 0
14 H	North Carolina St.	7 4	33 A	Clemson	6 3	53 H	Southern California	11 1	110 H	Wright St.	14 0
17 A	Miami (FL)	0 8	36 H	Coastal Caro.	7 6	69 H	St. John's (NY)	8 4	110 H	Wright St.	17 3
17 A	Miami (FL)	3 4	37 H	Wake Forest	7 3	76 H	Liberty	3 5	117 A	UNC Greensboro	5 1
17 A	Miami (FL)	0 4	37 H	Wake Forest	4 3				117 H	UNC Greensboro	4 8
19 A	Virginia	2 1	37 H	Wake Forest	6 7				134 H	Princeton	15 5
19 A	Virginia	6 2	38 H	Georgia Tech	2 4				154 H	Xavier	10 2
19 A	Virginia	5 3	38 H	Georgia Tech	4 11				154 H	Xavier	16 10
23 H	East Carolina	1 0	38 H	Georgia Tech	12 6				154 H	Xavier	4 10
			39 A	Maryland	0 1				166 H	Gardner-Webb	4 7
			39 A	Maryland	9 5				168 H	Davidson	5 4
			39 A	Maryland	4 3				171 H	UNC Asheville	10 5
			43 A	Elon	3 0						
			43 H	Elon	11 3						
LAST 15 GAMES											
			23 H	East Carolina	1 0	19 A	Virginia	5 3			
			117 H	UNC Greensboro	4 8	19 A	Virginia	6 2			
			38 H	Georgia Tech	2 4	19 A	Virginia	2 1			
			38 H	Georgia Tech	12 6						
			38 H	Georgia Tech	4 11						

Non-Div. I Games:

North Carolina

76	H	Liberty	3	5
108	H	High Point	10	5

N
o
r
t
h
C
a
r
o
l
i
n
a

N
o
r
t
h
C
a
r
o
l
i
n
a

Average RPI Win:		123	WON-LOST		WINNING		LAST 15		STRENGTH OF		OPP. STRENGTH		TEAM	ADJ		CONF.	ADJ CONF.							
Average RPI Loss:		35	RECORD		PCT. RANK		GAMES		SCHEDULE		OF SCHEDULE		RPI	RPI		RPI	RPI							
DIV. I ONLY			34-10-0		.77273		7		11-4-0		20		47		6		.61643		7		2		2	
DIV. I NON-CONF.			20-3-0		.86957		4		4-0-0		117		218		16		.60056		18		2		2	
TOTALS		RPI 1-25		RPI 26-50				W-L RECORDS				RPI 51-100				RPI 101-150				RPI 150+				
34-10-0		7-5-0		5-4-0				OVERALL				3-0-0				5-1-0				14-0-0				
27-5-0		4-2-0		4-2-0				HOME				1-0-0				5-1-0				13-0-0				
6-5-0		3-3-0		1-2-0				AWAY				1-0-0				0-0-0				1-0-0				
1-0-0		0-0-0		0-0-0				NEUTRAL				1-0-0				0-0-0				0-0-0				
20-3-0		1-2-0		0-0-0				NON-CONFERENCE				3-0-0				2-1-0				14-0-0				
17-3-0		1-2-0		0-0-0				HOME				1-0-0				2-1-0				13-0-0				
2-0-0		0-0-0		0-0-				AWAY				1-0-0				0-0-0				1-0-0				
1-0-0		0-0-0		0-0-0				NEUTRAL				1-0-0				0-0-0				0-0-0				
14-7-0		6-3-0		5-4-0				CONFERENCE				0-0-0				3-0-0				0-0-0				
10-2-0		3-0-0		4-2-0				HOME				0-0-0				3-0-0				0-0-0				
4-5-0		3-3-0		1-2-0				AWAY				0-0-0				0-0-0				0-0-0				
0-0-0		0-0-0		0-0-0				NEUTRAL				0-0-0				0-0-0				0-0-0				
RPI	S	Opponent		Score		RPI	S	Opponent		Score		RPI	S	Opponent		Score		RPI	S	Opponent		Score		
2	A	Florida	0	7	31	H	Mississippi St.	3	2	54	H	Southeastern La.	4	3	112	H	Notre Dame	1	7					
2	A	Florida	7	6	31	H	Mississippi St.	4	3	59	A	Tulane	5	0	124	H	Lamar	5	4					
2	A	Florida	8	7	31	H	Mississippi St.	1	7	98	N	Southern Miss.	8	3	135	H	Alabama	7	1					
10	A	Kentucky	1	8	46	A	Auburn	3	4						135	H	Alabama	10	2					
10	A	Kentucky	5	4	46	A	Auburn	2	3						135	H	Alabama	5	1					
10	A	Kentucky	6	7	46	A	Auburn	4	3						148	H	Northwestern St.	13	0					
12	H	Arkansas	2	1	46	H	Georgia	6	5						151	H	La.-Lafayette	5	0					
12	H	Arkansas	10	6	46	H	Georgia	8	4						169	H	Dartmouth	5	4					
12	H	Arkansas	3	2	46	H	Georgia	3	5						169	H	Dartmouth	16	3					
24	H	Appalachian St.	0	1											169	H	Dartmouth	8	4					
24	H	Appalachian St.	4	0											185	H	Southern U.	15	5					
24	H	Appalachian St.	1	11											206	A	McNeese St.	19	10					
															206	H	McNeese St.	11	4					
															230	H	Michigan	6	4					
															230	H	Michigan	6	0					
															251	H	Grambling	17	10					
															260	H	Air Force	4	0					
															260	H	Air Force	10	2					
															265	H	Alcorn St.	7	2					
															265	H	Alcorn St.	19	0					
LAST 15 GAMES																								
					46	H	Georgia	3	5	124	H	Lamar	5	4										
					46	H	Georgia	8	4	135	H	Alabama	5	1										
					46	H	Georgia	6	5	135	H	Alabama	7	1										
					54	H	Southeastern La.	4	3															
					10	A	Kentucky	6	7															

Non-Div. I Games: Louisiana Col. 10 2

LSU

10 A Kentucky	1	8
10 A Kentucky	5	4

L
S
U

L
S
U

Average RPI Win:		71	WON-LOST RECORD		WINNING PCT. RANK		LAST 15 GAMES		STRENGTH OF SCHEDULE		OPP. STRENGTH OF SCHEDULE		TEAM RPI		ADJ RPI		CONF. RPI		ADJ CONF. RPI								
DIV. I ONLY			28-11-0		.71795		18		10-5-0		12		3		5		.61578		8		3		3				
DIV. I NON-CONF.			17-3-0		.85		9		2-1-0		67		5		4		.61943		5		3		3				
TOTALS		RPI 1-25		RPI 26-50				W-L RECORDS				RPI 51-100				RPI 101-150				RPI 150+							
28-11-0		8-7-0		8-1-0				OVERALL				6-1-0				3-1-0				3-1-0							
19-5-0		6-3-0		6-0-0				HOME				4-1-0				1-0-0				2-1-0							
9-6-0		2-4-0		2-1-0				AWAY				2-0-0				2-1-0				1-0-0							
0-0-0		0-0-0		0-0-0				NEUTRAL				0-0-0				0-0-0				0-0-0							
17-3-0		2-1-0		6-0-0				NON-CONFERENCE				3-0-0				3-1-0				3-1-0							
13-2-0		2-1-0		6-0-0				HOME				2-0-0				1-0-0				2-1-0							
4-1-0		0-0-0		0-0-				AWAY				1-0-0				2-1-0				1-0-0							
0-0-0		0-0-0		0-0-0				NEUTRAL				0-0-0				0-0-0				0-0-0							
11-8-0		6-6-0		2-1-0				CONFERENCE				3-1-0				0-0-0				0-0-0							
6-3-0		4-2-0		0-0-0				HOME				2-1-0				0-0-0				0-0-0							
5-5-0		2-4-0		2-1-0				AWAY				1-0-0				0-0-0				0-0-0							
0-0-0		0-0-0		0-0-0				NEUTRAL				0-0-0				0-0-0				0-0-0							
RPI	S	Opponent		Score		RPI	S	Opponent		Score		RPI	S	Opponent		Score		RPI	S	Opponent		Score					
4	A	UCLA		7	2	42	H	Texas		6	2	53	H	Southern California		4	8	127	H	BYU		10	9				
4	A	UCLA		4	7	42	H	Texas		15	1	53	H	Southern California		3	2	133	A	Fresno St.		16	0				
4	A	UCLA		7	2	42	H	Texas		7	2	53	H	Southern California		4	2	133	A	Fresno St.		9	2				
11	H	Rice		0	1	44	H	Vanderbilt		18	5	73	A	California		19	6	133	A	Fresno St.		4	7				
11	H	Rice		4	2	44	H	Vanderbilt		9	5	88	A	St. Mary's (CA)		5	0	184	H	San Jose St.		2	3				
11	H	Rice		11	6	44	H	Vanderbilt		8	3	88	H	St. Mary's (CA)		9	8	197	H	UC Davis		5	1				
15	H	Oregon		4	2	49	A	Washington		5	2	88	H	St. Mary's (CA)		10	4	238	A	Pacific		9	7				
15	H	Oregon		2	4	49	A	Washington		8	6											238	H	Pacific		8	3
15	H	Oregon		0	5	49	A	Washington		4	6																
18	A	Arizona		7	8																						
18	A	Arizona		2	4																						
18	A	Arizona		2	6																						
25	H	Arizona St.		9	5																						
25	H	Arizona St.		17	5																						
25	H	Arizona St.		8	7																						
						LAST 15 GAMES																					
						4 A UCLA						7	2	184 H San Jose St.						2	3						
						4 A UCLA						4	7	15 H Oregon						4	2						
						4 A UCLA						7	2	15 H Oregon						0	5						
						127 H BYU						10	9														
						25 H Arizona St.						9	5														

Non-Div. I Games:

Stanford

25 H Arizona St.	8	7
25 H Arizona St.	17	5

S
t
a
n
f
o
r
d

S
t
a
n
f
o
r
d

Average RPI Win:		99	WON-LOST		WINNING		LAST 15		STRENGTH OF		OPP. STRENGTH		TEAM		ADJ		CONF.		ADJ CONF.					
Average RPI Loss:		38	RECORD		PCT. RANK		GAMES		SCHEDULE		OF SCHEDULE		RPI		RPI		RPI		RPI					
DIV. I ONLY			33-10-0		.76744		9		12-2-0		41		7		8		.61182		9		2		2	
DIV. I NON-CONF.			19-3-0		.86364		7		1-1-0		107		22		10		.61216		12		2		2	
TOTALS		RPI 1-25		RPI 26-50		W-L RECORDS		RPI 51-100		RPI 101-150		RPI 150+												
33-10-0		2-5-0		14-3-0		OVERALL		3-1-0		8-1-0		6-0-0												
24-5-0		2-2-0		7-1-0		HOME		2-1-0		7-1-0		6-0-0												
8-5-0		0-3-0		6-2-0		AWAY		1-0-0		1-0-0		0-0-0												
1-0-0		0-0-0		1-0-0		NEUTRAL		0-0-0		0-0-0		0-0-0												
19-3-0		1-0-0		6-2-0		NON-CONFERENCE		1-0-0		5-1-0		6-0-0												
15-2-0		1-0-0		4-1-0		HOME		0-0-0		4-1-0		6-0-0												
3-1-0		0-0-0		1-0-		AWAY		1-0-0		1-0-0		0-0-0												
1-0-0		0-0-0		1-0-0		NEUTRAL		0-0-0		0-0-0		0-0-0												
14-7-0		1-5-0		8-1-0		CONFERENCE		2-1-0		3-0-0		0-0-0												
9-3-0		1-2-0		3-0-0		HOME		2-1-0		3-0-0		0-0-0												
5-4-0		0-3-0		5-1-0		AWAY		0-0-0		0-0-0		0-0-0												
0-0-0		0-0-0		0-0-0		NEUTRAL		0-0-0		0-0-0		0-0-0												
RPI	S	Opponent		Score		RPI	S	Opponent		Score		RPI	S	Opponent		Score		RPI	S	Opponent		Score		
2	H	Florida		9	3	28	A	Col. of Charleston		7	0	96	H	Tennessee		4	5	123	A	Citadel		7	3	
2	H	Florida		4	5	28	H	Col. of Charleston		3	4	96	H	Tennessee		6	1	123	H	Citadel		8	0	
2	H	Florida		2	8	31	H	Mississippi St.		6	4	96	H	Tennessee		2	1	134	H	Princeton		3	1	
10	A	Kentucky		3	4	31	H	Mississippi St.		5	3	99	A	Furman		8	5	134	H	Princeton		6	1	
10	A	Kentucky		3	4	31	H	Mississippi St.		7	6							134	H	Princeton		2	1	
10	A	Kentucky		3	6	33	A	Clemson		5	6							135	H	Alabama		12	11	
24	H	Appalachian St.		6	4	33	H	Clemson		9	6							135	H	Alabama		9	1	
						33	N	Clemson		3	2							135	H	Alabama		1	0	
						43	H	Elon		8	1							145	H	Wofford		4	5	
						43	H	Elon		3	2							171	H	UNC Asheville		8	1	
						43	H	Elon		6	0							187	H	Presbyterian		2	1	
						44	A	Vanderbilt		4	12							219	H	Charleston So.		5	2	
						44	A	Vanderbilt		8	3							261	H	VMI		3	2	
						44	A	Vanderbilt		6	4							261	H	VMI		2	1	
						46	A	Auburn		12	5							261	H	VMI		13	1	
						46	A	Auburn		5	3													
						46	A	Auburn		11	7													
LAST 15 GAMES																								
135 H Alabama						9 1						31 H Mississippi St.						6 4						
135 H Alabama						12 11						31 H Mississippi St.						5 3						
135 H Alabama						1 0						31 H Mississippi St.						7 6						
46 A Auburn						11 7																		
46 A Auburn						5 3																		

Non-Div. I Games: Francis Marion

4 5

South Carolina

46	A	Auburn	12	5
28	H	Col. of Charleston	3	4

S
o
u
t
h
C
a
r
o
l
i
n
a

S
o
u
t
h
C
a
r
o
l
i
n
a

Average RPI Win: 136		WON-LOST	WINNING	LAST 15	STRENGTH OF		OPP. STRENGTH	TEAM	ADJ	CONF.	ADJ CONF.
Average RPI Loss: 38		RECORD	PCT. RANK	GAMES	SCHEDULE		OF SCHEDULE	RPI	RPI	RPI	RPI
DIV. I ONLY		36-9-0	.8	4	8-7-0		47	53	9	.61001	10
DIV. I NON-CONF.		22-2-0	.91667	1	1-2-0		219	213	31	.58534	31
TOTALS		RPI 1-25	RPI 26-50		W-L RECORDS		RPI 51-100		RPI 101-150		RPI 150+
36-9-0		9-3-0	3-5-0		OVERALL		3-1-0		2-0-0		19-0-0
25-3-0		7-2-0	0-1-0		HOME		0-0-0		1-0-0		17-0-0
10-6-0		2-1-0	3-4-0		AWAY		3-1-0		1-0-0		1-0-0
1-0-0		0-0-0	0-0-0		NEUTRAL		0-0-0		0-0-0		1-0-0
22-2-0		0-0-0	0-2-0		NON-CONFERENCE		1-0-0		2-0-0		19-0-0
18-1-0		0-0-0	0-1-0		HOME		0-0-0		1-0-0		17-0-0
3-1-0		0-0-0	0-0-		AWAY		1-0-0		1-0-0		1-0-0
1-0-0		0-0-0	0-0-0		NEUTRAL		0-0-0		0-0-0		1-0-0
14-7-0		9-3-0	3-3-0		CONFERENCE		2-1-0		0-0-0		0-0-0
7-2-0		7-2-0	0-0-0		HOME		0-0-0		0-0-0		0-0-0
7-5-0		2-1-0	3-3-0		AWAY		2-1-0		0-0-0		0-0-0
0-0-0		0-0-0	0-0-0		NEUTRAL		0-0-0		0-0-0		0-0-0
RPI S	Opponent	Score	RPI S	Opponent	Score	RPI S	Opponent	Score	RPI S	Opponent	Score
7 H	LSU	7 6	35 A	Louisville	2 10	73 A	S.C. Upstate	6 0	110 H	Wright St.	9 1
7 H	LSU	4 5	35 H	Louisville	0 12	96 A	Tennessee	6 2	145 A	Wofford	10 4
7 H	LSU	8 1	44 A	Vanderbilt	1 6	96 A	Tennessee	6 0	154 H	Xavier	9 2
9 H	South Carolina	4 3	44 A	Vanderbilt	5 2	96 A	Tennessee	1 4	176 H	Murray St.	2 1
9 H	South Carolina	6 3	44 A	Vanderbilt	3 4				181 H	Morehead St.	3 2
9 H	South Carolina	4 3	46 A	Georgia	11 2				183 H	Western Ky.	7 4
12 A	Arkansas	7 8	46 A	Georgia	6 7				196 H	Dayton	19 6
12 A	Arkansas	2 1	46 A	Georgia	9 8				202 N	Eastern Mich.	10 2
12 A	Arkansas	5 4							218 H	Marshall	7 3
22 H	Ole Miss	3 9							221 H	Canisius	5 4
22 H	Ole Miss	3 2							221 H	Canisius	7 5
22 H	Ole Miss	8 3							221 H	Canisius	19 9
									224 H	Ill.-Chicago	8 2
									224 H	Ill.-Chicago	4 3
									224 H	Ill.-Chicago	20 0
									227 H	Tennessee Tech	10 6
									231 A	Cincinnati	10 7
									231 H	Cincinnati	7 0
									268 H	Buffalo	7 6
									268 H	Buffalo	13 4
									268 H	Buffalo	9 5
LAST 15 GAMES											
44 A	Vanderbilt	1 6	231 H	Cincinnati	7 0						
44 A	Vanderbilt	3 4	12 A	Arkansas	5 4						
44 A	Vanderbilt	5 2	12 A	Arkansas	2 1						
35 A	Louisville	2 10									
7 H	LSU	7 6									

Non-Div. I Games:

Kentucky

7	H	LSU	8	1
7	H	LSU	4	5

K
e
n
t
u
c
k
y

K
e
n
t
u
c
k
y

Average RPI Win: 94		WON-LOST RECORD		WINNING PCT. RANK		LAST 15 GAMES		STRENGTH OF SCHEDULE		OPP. STRENGTH OF SCHEDULE		TEAM RPI		ADJ RPI		CONF. RPI		ADJ CONF. RPI					
DIV. I ONLY		30-12-0		.71429		19		11-4-0		14		32		12		.60904		11		5		5	
DIV. I NON-CONF.		18-8-0		.69231		51		2-1-0		5		18		6		.61706		9		4		4	
TOTALS		RPI 1-25		RPI 26-50		W-L RECORDS		RPI 51-100		RPI 101-150		RPI 150+											
30-12-0		7-4-0		3-2-0		OVERALL		9-4-0		6-1-0		5-1-0											
17-6-0		5-2-0		3-1-0		HOME		3-1-0		4-1-0		2-1-0											
11-5-0		2-2-0		0-0-0		AWAY		4-3-0		2-0-0		3-0-0											
2-1-0		0-0-0		0-1-0		NEUTRAL		2-0-0		0-0-0		0-0-0											
18-8-0		5-3-0		3-2-0		NON-CONFERENCE		3-1-0		5-1-0		2-1-0											
13-4-0		3-1-0		3-1-0		HOME		1-0-0		4-1-0		2-1-0											
3-3-0		2-2-0		0-0-		AWAY		0-1-0		1-0-0		0-0-0											
2-1-0		0-0-0		0-1-0		NEUTRAL		2-0-0		0-0-0		0-0-0											
12-4-0		2-1-0		0-0-0		CONFERENCE		6-3-0		1-0-0		3-0-0											
4-2-0		2-1-0		0-0-0		HOME		2-1-0		0-0-0		0-0-0											
8-2-0		0-0-0		0-0-0		AWAY		4-2-0		1-0-0		3-0-0											
0-0-0		0-0-0		0-0-0		NEUTRAL		0-0-0		0-0-0		0-0-0											
RPI	S	Opponent		Score		RPI	S	Opponent		Score		RPI	S	Opponent		Score							
8	A	Stanford		1 0		34	H	Dallas Baptist		6 5		52	A	Texas St.		2 3							
8	A	Stanford		2 4		34	H	Dallas Baptist		2 0		52	H	Texas St.		6 5							
8	A	Stanford		6 11		34	H	Dallas Baptist		7 3		59	A	Tulane		2 7							
16	A	Texas A&M		5 4		42	N	Texas		8 11		59	A	Tulane		5 0							
18	H	Arizona		5 1		45	H	Sam Houston St.		1 2		59	A	Tulane		5 4							
18	H	Arizona		5 8								86	A	Memphis		2 6							
21	H	New Mexico St.		7 5								86	A	Memphis		1 0							
21	H	New Mexico St.		12 4								86	A	Memphis		15 4							
23	H	East Carolina		6 2								89	N	Texas Tech		6 2							
23	H	East Carolina		2 0								96	N	Tennessee		11 1							
23	H	East Carolina		3 4								98	H	Southern Miss.		8 6							
												98	H	Southern Miss.		1 2							
												98	H	Southern Miss.		6 3							
												251	H	Grambling		12 1							
												251	H	Grambling		4 5							
LAST 15 GAMES																							
						23	H	East Carolina		3 4		52	H	Texas St.		6 5							
						23	H	East Carolina		6 2		59	A	Tulane		5 0							
						23	H	East Carolina		2 0		59	A	Tulane		2 7							
						16	A	Texas A&M		5 4													
						218	A	Marshall		3 1													

Non-Div. I Games:

Rice

218 A Marshall	5	1
218 A Marshall	9	0

R
i
c
e

R
i
c
e

Average RPI Win:		105	WON-LOST RECORD		WINNING PCT. RANK		LAST 15 GAMES		STRENGTH OF SCHEDULE		OPP. STRENGTH OF SCHEDULE		TEAM RPI		ADJ RPI		CONF. RPI		ADJ CONF. RPI	
DIV. I ONLY			31-13-0		.70455 22		9-6-0		9		21		11		.6084 12		2		2	
DIV. I NON-CONF.			20-3-0		.86957 4		3-1-0		72		115		7		.61371 11		2		2	
TOTALS		RPI 1-25		RPI 26-50		W-L RECORDS		RPI 51-100		RPI 101-150		RPI 150+								
31-13-0		4-8-0		7-2-0		OVERALL		2-1-0		8-1-0		10-1-0								
24-4-0		1-2-0		4-1-0		HOME		1-0-0		8-0-0		10-1-0								
5-8-0		3-6-0		2-1-0		AWAY		0-1-0		0-0-0		0-0-0								
2-1-0		0-0-0		1-0-0		NEUTRAL		1-0-0		0-1-0		0-0-0								
20-3-0		0-0-0		3-0-0		NON-CONFERENCE		2-1-0		5-1-0		10-1-0								
18-1-0		0-0-0		2-0-0		HOME		1-0-0		5-0-0		10-1-0								
0-1-0		0-0-0		0-0-		AWAY		0-1-0		0-0-0		0-0-0								
2-1-0		0-0-0		1-0-0		NEUTRAL		1-0-0		0-1-0		0-0-0								
11-10-0		4-8-0		4-2-0		CONFERENCE		0-0-0		3-0-0		0-0-0								
6-3-0		1-2-0		2-1-0		HOME		0-0-0		3-0-0		0-0-0								
5-7-0		3-6-0		2-1-0		AWAY		0-0-0		0-0-0		0-0-0								
0-0-0		0-0-0		0-0-0		NEUTRAL		0-0-0		0-0-0		0-0-0								
RPI	S	Opponent		Score		RPI	S	Opponent		Score		RPI	S	Opponent		Score				
2	A	Florida		2 3		30	H	Gonzaga		5 3		58	A	Oklahoma		0 4				
2	A	Florida		5 1		30	H	Gonzaga		1 0		66	H	Nevada		10 2				
2	A	Florida		3 1		31	A	Mississippi St.		8 0		89	N	Texas Tech		3 1				
7	A	LSU		2 3		31	A	Mississippi St.		8 5				135 H Alabama		4 3				
7	A	LSU		6 10		31	A	Mississippi St.		2 11				135 H Alabama		7 4				
7	A	LSU		1 2		42	N	Texas		7 3				135 H Alabama		8 4				
10	H	Kentucky		1 2		46	H	Georgia		8 3				137 N Houston		1 4				
10	H	Kentucky		8 7		46	H	Georgia		8 0				148 H Northwestern St.		6 2				
10	H	Kentucky		4 5		46	H	Georgia		2 4				148 H Northwestern St.		8 7				
22	A	Ole Miss		0 1										156 H Valparaiso		9 10				
22	A	Ole Miss		2 8										156 H Valparaiso		4 3				
22	A	Ole Miss		11 3										156 H Valparaiso		7 3				
														156 H Villanova		17 1				
														156 H Villanova		11 5				
														156 H Villanova		13 1				
														173 H Stephen F. Austin		8 3				
														173 H Stephen F. Austin		4 3				
														201 H Binghamton		5 3				
														201 H Binghamton		4 0				
														201 H Binghamton		6 0				
LAST 15 GAMES																				
		2 A Florida		3 1				173 H Stephen F. Austin		4 3										
		2 A Florida		5 1				173 H Stephen F. Austin		8 3										
		2 A Florida		2 3				10 H Kentucky		4 5										
		126 H Oral Roberts		6 1																
		22 A Ole Miss		11 3																

Non-Div. I Games:

Arkansas

22 A Ole Miss	0	1
22 A Ole Miss	2	8

A
r
k
a
n
s
a
s

A
r
k
a
n
s
a
s

Average RPI Win:		86	WON-LOST RECORD		WINNING PCT. RANK	46	LAST 15 GAMES		10-5-0	STRENGTH OF SCHEDULE		8	OPP. STRENGTH OF SCHEDULE		24	TEAM RPI		15	ADJ RPI		.60654	13	CONF. RPI		11	ADJ CONF. RPI		11									
Average RPI Loss:		51										1			4			13			.61736	8			8			8									
DIV. I ONLY			26-14-0			.65	46			10-5-0			8			24			15			.60654			13			11			11						
DIV. I NON-CONF.			15-10-0			.6	88			2-2-0			1			4			13			.61736			8			8			8						
TOTALS		RPI 1-25		RPI 26-50		W-L RECORDS		RPI 51-100		RPI 101-150		RPI 150+																									
26-14-0		4-5-0		3-1-0		OVERALL		10-6-0		4-2-0		5-0-0																									
19-6-0		0-0-0		3-1-0		HOME		8-3-0		4-2-0		4-0-0																									
7-8-0		4-5-0		0-0-0		AWAY		2-3-0		0-0-0		1-0-0																									
0-0-0		0-0-0		0-0-0		NEUTRAL		0-0-0		0-0-0		0-0-0																									
15-10-0		4-5-0		3-1-0		NON-CONFERENCE		4-3-0		2-1-0		2-0-0																									
10-3-0		0-0-0		3-1-0		HOME		4-1-0		2-1-0		1-0-0																									
5-7-0		4-5-0		0-0-		AWAY		0-2-0		0-0-0		1-0-0																									
0-0-0		0-0-0		0-0-0		NEUTRAL		0-0-0		0-0-0		0-0-0																									
11-4-0		0-0-0		0-0-0		CONFERENCE		6-3-0		2-1-0		3-0-0																									
9-3-0		0-0-0		0-0-0		HOME		4-2-0		2-1-0		3-0-0																									
2-1-0		0-0-0		0-0-0		AWAY		2-1-0		0-0-0		0-0-0																									
0-0-0		0-0-0		0-0-0		NEUTRAL		0-0-0		0-0-0		0-0-0																									
RPI	S	Opponent		Score		RPI	S	Opponent		Score		RPI	S	Opponent		Score		RPI	S	Opponent		Score															
2	A	Florida		2 5		27	H	Pepperdine		8 6		53	A	Southern California		4 7		113	H	Cal St. Northridge		8 6															
2	A	Florida		8 5		41	H	TCU		11 10		56	H	Long Beach St.		2 7		113	H	Cal St. Northridge		1 5															
2	A	Florida		3 7		41	H	TCU		2 3		56	H	Long Beach St.		2 1		113	H	Cal St. Northridge		7 2															
4	A	UCLA		2 4		41	H	TCU		4 2		56	H	Long Beach St.		2 1		126	H	Oral Roberts		0 3															
16	A	Texas A&M		4 3								65	H	Cal Poly		5 4		126	H	Oral Roberts		5 3															
16	A	Texas A&M		1 6								65	H	Cal Poly		6 8		126	H	Oral Roberts		7 1															
16	A	Texas A&M		6 5								65	H	Cal Poly		6 1		163	A	San Diego St.		7 1															
25	A	Arizona St.		9 5								67	A	UC Irvine		5 3		163	H	San Diego St.		3 0															
25	A	Arizona St.		0 1								67	A	UC Irvine		13 2		197	H	UC Davis		5 4															
												67	A	UC Irvine		1 4		197	H	UC Davis		11 0															
												68	A	Loyola Marymount		5 6		197	H	UC Davis		5 4															
												68	H	Loyola Marymount		6 2																					
												73	H	Washington St.		8 9																					
												78	H	Utah Valley		11 3																					
												78	H	Utah Valley		2 0																					
												78	H	Utah Valley		6 1																					
LAST 15 GAMES																																					
68 A Loyola Marymount						5 6						67 A UC Irvine						1 4																			
65 H Cal Poly						5 4						4 A UCLA						2 4																			
65 H Cal Poly						6 8						197 H UC Davis						11 0																			
65 H Cal Poly						6 1																															
27 H Pepperdine						8 6																															

67 A UC Irvine	5	3
67 A UC Irvine	13	2

C
a
l
S
t
.
F
u
l
l
e
r
t
o
n

C
a
l
S
t
.
F
u
l
l
e
r
t
o
n

Average RPI Win: 88		WON-LOST	WINNING	LAST 15	STRENGTH OF		OPP. STRENGTH	TEAM	ADJ	CONF.	ADJ CONF.
Average RPI Loss: 43		RECORD	PCT. RANK	GAMES	SCHEDULE		OF SCHEDULE	RPI	RPI	RPI	RPI
DIV. I ONLY		30-12-0	.71429	19	10-5-0		37	6	13	.60312	14
DIV. I NON-CONF.		14-4-0	.77778	19	2-1-0		50	86	19	.60121	17
TOTALS		RPI 1-25	RPI 26-50		W-L RECORDS		RPI 51-100		RPI 101-150		RPI 150+
30-12-0		4-4-0	12-5-0		OVERALL		2-1-0		5-2-0		7-0-0
20-4-0		3-1-0	7-1-0		HOME		2-1-0		4-1-0		4-0-0
7-8-0		1-3-0	5-4-0		AWAY		0-0-0		0-1-0		1-0-0
3-0-0		0-0-0	0-0-0		NEUTRAL		0-0-0		1-0-0		2-0-0
14-4-0		1-1-0	4-1-0		NON-CONFERENCE		0-0-0		2-2-0		7-0-0
8-1-0		1-0-0	2-0-0		HOME		0-0-0		1-1-0		4-0-0
3-3-0		0-1-0	2-0-		AWAY		0-0-0		0-1-0		1-0-0
3-0-0		0-0-0	0-0-0		NEUTRAL		0-0-0		1-0-0		2-0-0
16-8-0		3-3-0	8-4-0		CONFERENCE		2-1-0		3-0-0		0-0-0
12-3-0		2-1-0	5-1-0		HOME		2-1-0		3-0-0		0-0-0
4-5-0		1-2-0	3-3-0		AWAY		0-0-0		0-0-0		0-0-0
0-0-0		0-0-0	0-0-0		NEUTRAL		0-0-0		0-0-0		0-0-0
RPI S	Opponent	Score	RPI S	Opponent	Score	RPI S	Opponent	Score	RPI S	Opponent	Score
6 A	North Carolina	4 7	33 A	Clemson	3 1	62 H	Boston College	10 11	103 N	George Mason	8 5
6 A	North Carolina	3 4	33 A	Clemson	6 3	62 H	Boston College	16 9	104 A	Campbell	6 8
6 A	North Carolina	3 1	33 A	Clemson	6 7	62 H	Boston College	9 0	104 H	Campbell	9 2
19 H	Virginia	7 6	36 A	Coastal Caro.	2 3				110 H	Wright St.	4 5
19 H	Virginia	2 5	37 H	Wake Forest	9 5				114 H	Duke	8 3
19 H	Virginia	5 1	37 H	Wake Forest	6 2				114 H	Duke	4 0
23 A	East Carolina	5 6	37 H	Wake Forest	5 4				114 H	Duke	8 7
23 H	East Carolina	4 3	38 H	Georgia Tech	8 5				168 H	Davidson	11 0
			38 H	Georgia Tech	8 3				171 N	UNC Asheville	10 1
			38 H	Georgia Tech	6 14				180 N	West Virginia	16 0
			39 A	Maryland	0 4				182 H	Charlotte	6 3
			39 A	Maryland	6 7				209 A	Old Dominion	16 6
			39 A	Maryland	3 2				218 H	Marshall	10 3
			43 A	Elon	8 1				292 H	Youngstown St.	14 3
			43 H	Elon	14 2						
			48 A	UNC Wilmington	8 3						
			48 H	UNC Wilmington	10 0						
LAST 15 GAMES											
			114 H	Duke	8 7	104 A	Campbell	6 8			
			114 H	Duke	8 3	33 A	Clemson	6 3			
			114 H	Duke	4 0	33 A	Clemson	3 1			
			182 H	Charlotte	6 3						
			62 H	Boston College	16 9						

Non-Div. I Games:

North Carolina St.

62 H Boston College	9	0
62 H Boston College	10	11

N
o
r
t
h
C
a
r
o
l
i
n
a
S
t
.

N
o
r
t
h
C
a
r
o
l
i
n
a
S
t
.

Average RPI Win: 78		WON-LOST RECORD		WINNING PCT. RANK		LAST 15 GAMES		STRENGTH OF SCHEDULE		OPP. STRENGTH OF SCHEDULE		TEAM RPI		ADJ RPI		CONF. RPI		ADJ CONF. RPI	
DIV. I ONLY		30-13-0		.69767 27		10-5-0		38		5		18		.60169 15		3		3	
DIV. I NON-CONF.		16-5-0		.7619 25		4-0-0		76		6		22		.60145 16		3		3	
TOTALS		RPI 1-25		RPI 26-50		W-L RECORDS		RPI 51-100		RPI 101-150		RPI 150+							
30-13-0		7-2-0		4-3-0		OVERALL		13-7-0		2-0-0		4-1-0							
17-6-0		3-0-0		0-1-0		HOME		8-4-0		2-0-0		4-1-0							
12-7-0		4-2-0		4-2-0		AWAY		4-3-0		0-0-0		0-0-0							
1-0-0		0-0-0		0-0-0		NEUTRAL		1-0-0		0-0-0		0-0-0							
16-5-0		0-0-0		3-0-0		NON-CONFERENCE		9-5-0		2-0-0		2-0-0							
8-2-0		0-0-0		0-0-0		HOME		4-2-0		2-0-0		2-0-0							
7-3-0		0-0-0		3-0-		AWAY		4-3-0		0-0-0		0-0-0							
1-0-0		0-0-0		0-0-0		NEUTRAL		1-0-0		0-0-0		0-0-0							
14-8-0		7-2-0		1-3-0		CONFERENCE		4-2-0		0-0-0		2-1-0							
9-4-0		3-0-0		0-1-0		HOME		4-2-0		0-0-0		2-1-0							
5-4-0		4-2-0		1-2-0		AWAY		0-0-0		0-0-0		0-0-0							
0-0-0		0-0-0		0-0-0		NEUTRAL		0-0-0		0-0-0		0-0-0							
RPI S	Opponent		Score		RPI S	Opponent		Score		RPI S	Opponent		Score		RPI S	Opponent		Score	
4 A	UCLA		8 3		29 H	Oregon St.		1 7		52 A	Texas St.		6 7		125 H	San Francisco		4 2	
4 A	UCLA		6 8		44 A	Vanderbilt		7 2		52 A	Texas St.		3 11		125 H	San Francisco		4 1	
4 A	UCLA		6 2		44 A	Vanderbilt		4 2		56 H	Long Beach St.		5 4		180 H	West Virginia		12 0	
8 A	Stanford		4 2		44 A	Vanderbilt		7 6		56 H	Long Beach St.		3 2		195 H	Utah		5 3	
8 A	Stanford		2 4		49 A	Washington		0 5		56 H	Long Beach St.		8 7		195 H	Utah		3 1	
8 A	Stanford		5 0		49 A	Washington		3 2		57 H	Illinois		1 2		195 H	Utah		3 4	
25 H	Arizona St.		4 3		49 A	Washington		3 8		58 H	Oklahoma		2 3		289 H	Ark.-Pine Bluff		3 2	
25 H	Arizona St.		3 1							60 A	Belmont		13 4						
25 H	Arizona St.		1 0							73 H	California		3 2						
										73 H	California		7 1						
										73 H	California		4 1						
										73 H	Washington St.		6 10						
										73 H	Washington St.		3 8						
										73 H	Washington St.		6 2						
										77 H	Connecticut		4 0						
										85 N	Portland		3 0						
										91 A	Hawaii		1 4						
										91 A	Hawaii		3 2						
										91 A	Hawaii		14 5						
										91 A	Hawaii		12 6						
						</													

73 H Washington St.	3	8
73 H Washington St.	6	2

O
r
e
g
o
n

O
r
e
g
o
n

Average RPI Win:		118	WON-LOST RECORD		WINNING PCT. RANK	LAST 15 GAMES		STRENGTH OF SCHEDULE		OPP. STRENGTH OF SCHEDULE	TEAM RPI	ADJ RPI	CONF. RPI	ADJ CONF. RPI			
Average RPI Loss:		71															
DIV. I ONLY			31-13-0		.70455	22	7-7-0		30	57	19	.60009	16	4	4		
DIV. I NON-CONF.			20-6-0		.76923	23	1-2-0		35	58	14	.61101	14	6	5		
TOTALS		RPI 1-25		RPI 26-50		W-L RECORDS		RPI 51-100		RPI 101-150		RPI 150+					
31-13-0		1-6-0		6-1-0		OVERALL		8-2-0		5-1-0		11-3-0					
24-9-0		1-4-0		1-0-0		HOME		8-2-0		5-1-0		9-2-0					
7-4-0		0-2-0		5-1-0		AWAY		0-0-0		0-0-0		2-1-0					
0-0-0		0-0-0		0-0-0		NEUTRAL		0-0-0		0-0-0		0-0-0					
20-6-0		1-3-0		4-0-0		NON-CONFERENCE		3-1-0		5-1-0		7-1-0					
16-6-0		1-3-0		0-0-0		HOME		3-1-0		5-1-0		7-1-0					
4-0-0		0-0-0		4-0-		AWAY		0-0-0		0-0-0		0-0-0					
0-0-0		0-0-0		0-0-0		NEUTRAL		0-0-0		0-0-0		0-0-0					
11-7-0		0-3-0		2-1-0		CONFERENCE		5-1-0		0-0-0		4-2-0					
8-3-0		0-1-0		1-0-0		HOME		5-1-0		0-0-0		2-1-0					
3-4-0		0-2-0		1-1-0		AWAY		0-0-0		0-0-0		2-1-0					
0-0-0		0-0-0		0-0-0		NEUTRAL		0-0-0		0-0-0		0-0-0					
RPI	S	Opponent		Score		RPI	S	Opponent		Score		RPI	S	Opponent		Score	
3	A	Baylor		0	1	27	A	Pepperdine		4	0	51	H	Michigan St.		9	8
3	A	Baylor		5	7	27	A	Pepperdine		12	5	51	H	Michigan St.		7	3
3	H	Baylor		3	5	27	A	Pepperdine		9	2	51	H	Michigan St.		4	0
11	H	Rice		4	5	41	A	TCU		4	1	58	H	Oklahoma		5	3
13	H	Cal St. Fullerton		5	6	42	A	Texas		12	4	58	H	Oklahoma		5	2
13	H	Cal St. Fullerton		6	1	42	A	Texas		1	2	58	H	Oklahoma		4	3
13	H	Cal St. Fullerton		3	4	42	H	Texas		6	5	64	H	Texas-Arlington		2	3
												87	H	Missouri		7	6
												87	H	Missouri		8	6
												87	H	Missouri		3	4
														159 H Kansas St.		12	15
														159 H Kansas St.		7	2
														159 H Kansas St.		9	2
														164 A Kansas		6	4
														164 A Kansas		3	5
														164 A Kansas		8	0
														173 H Stephen F. Austin		4	3
														224 H Ill.-Chicago		7	0
														224 H Ill.-Chicago		10	0
														224 H Ill.-Chicago		9	2
														225 H Tex.-Pan American		2	5
														225 H Tex.-Pan American		10	4
														239 H Houston Baptist		7	2
														258 H Prairie View		10	1
LAST 15 GAMES																	
42	A	Texas		1	2	11	H	Rice		4	5						
42	A	Texas		12	4	164	A	Kansas		3	5						
42	H	Texas		6	5	164	A	Kansas		6	4						
41	A	TCU		4	1												
3	A	Baylor		5	7												

Non-Div. I Games:

Texas A&M

3 A Baylor	0	1
3 H Baylor	3	5

Average RPI Win:	85	WON-LOST RECORD	WINNING PCT. RANK	LAST 15 GAMES	STRENGTH OF SCHEDULE	OPP. STRENGTH OF SCHEDULE	TEAM RPI	ADJ RPI	CONF. RPI	ADJ CONF. RPI		
DIV. I ONLY		26-16-0	.61905	61	6-9-0	7	1	17	.59982	17	1	1
DIV. I NON-CONF.		14-5-0	.73684	33	2-2-0	11	19	5	.61912	6	1	1

TOTALS	RPI 1-25	RPI 26-50		W-L RECORDS		RPI 51-100		RPI 101-150		RPI 150+		
26-16-0	4-9-0	5-5-0		OVERALL		10-0-0		3-2-0		4-0-0		
19-8-0	3-6-0	3-1-0		HOME		9-0-0		0-1-0		4-0-0		
7-8-0	1-3-0	2-4-0		AWAY		1-0-0		3-1-0		0-0-0		
0-0-0	0-0-0	0-0-0		NEUTRAL		0-0-0		0-0-0		0-0-0		
14-5-0	1-4-0	1-0-0		NON-CONFERENCE		7-0-0		1-1-0		4-0-0		
11-5-0	0-4-0	1-0-0		HOME		6-0-0		0-1-0		4-0-0		
3-0-0	1-0-0	0-0-		AWAY		1-0-0		1-0-0		0-0-0		
0-0-0	0-0-0	0-0-0		NEUTRAL		0-0-0		0-0-0		0-0-0		
12-11-0	3-5-0	4-5-0		CONFERENCE		3-0-0		2-1-0		0-0-0		
8-3-0	3-2-0	2-1-0		HOME		3-0-0		0-0-0		0-0-0		
4-8-0	0-3-0	2-4-0		AWAY		0-0-0		2-1-0		0-0-0		
0-0-0	0-0-0	0-0-0		NEUTRAL		0-0-0		0-0-0		0-0-0		
RPI	S	Opponent	Score	RPI	S	Opponent	Score	RPI	S	Opponent	Score	
1	A	Florida St.	2 11	32	A	Virginia Tech	2 3	62	H	Boston College	7 3	
1	A	Florida St.	7 8	32	A	Virginia Tech	4 5	62	H	Boston College	4 1	
1	A	Florida St.	1 6	32	A	Virginia Tech	6 4	62	H	Boston College	5 3	
2	H	Florida	5 13	33	A	Clemson	1 3	71	H	Illinois St.	11 6	
2	H	Florida	5 8	33	A	Clemson	1 3	72	A	Fla. Atlantic	8 5	
2	H	Florida	5 7	33	A	Clemson	4 2	72	H	Fla. Atlantic	10 5	
6	H	North Carolina	4 0	39	H	Maryland	4 6	72	H	Fla. Atlantic	3 1	
6	H	North Carolina	8 0	39	H	Maryland	9 1	79	H	Rutgers	9 7	
6	H	North Carolina	4 3	39	H	Maryland	4 1	79	H	Rutgers	4 1	
19	H	Virginia	3 7	50	H	Stetson	3 2	79	H	Rutgers	6 2	
19	H	Virginia	4 7									
20	A	UCF	3 2									
20	H	UCF	1 4									

LAST 15 GAMES												
19	H	Virginia	4 7	32	A	Virginia Tech	2 3					
19	H	Virginia	3 7	32	A	Virginia Tech	4 5					
72	H	Fla. Atlantic	3 1	32	A	Virginia Tech	6 4					
1	A	Florida St.	7 8									
1	A	Florida St.	1 6									

1	A	Florida St.	2	11
50	H	Stetson	3	2

M
i
a
m
i
(
F
L
)

M
i
a
m
i
(
F
L
)

Average RPI Win:	115	WON-LOST	WINNING	LAST 15	STRENGTH OF	OPP. STRENGTH	TEAM	ADJ	CONF.	ADJ CONF.		
Average RPI Loss:	55	RECORD	PCT. RANK	GAMES	SCHEDULE	OF SCHEDULE	RPI	RPI	RPI	RPI		
DIV. I ONLY		29-13-0	.69048	31	9-6-0	18	39	16	.59965	18	3	3
DIV. I NON-CONF.		17-6-0	.73913	32	3-1-0	32	145	21	.59758	22	3	3
<hr/>												
TOTALS	RPI 1-25	RPI 26-50		W-L RECORDS		RPI 51-100		RPI 101-150		RPI 150+		
29-13-0	5-6-0	6-3-0		OVERALL		3-2-0		3-0-0		12-2-0		
22-7-0	4-4-0	2-1-0		HOME		3-1-0		3-0-0		10-1-0		
7-6-0	1-2-0	4-2-0		AWAY		0-1-0		0-0-0		2-1-0		
0-0-0	0-0-0	0-0-0		NEUTRAL		0-0-0		0-0-0		0-0-0		
17-6-0	1-3-0	2-1-0		NON-CONFERENCE		1-1-0		3-0-0		10-1-0		
16-4-0	0-2-0	2-1-0		HOME		1-0-0		3-0-0		10-1-0		
1-2-0	1-1-0	0-0-		AWAY		0-1-0		0-0-0		0-0-0		
0-0-0	0-0-0	0-0-0		NEUTRAL		0-0-0		0-0-0		0-0-0		
12-7-0	4-3-0	4-2-0		CONFERENCE		2-1-0		0-0-0		2-1-0		
6-3-0	4-2-0	0-0-0		HOME		2-1-0		0-0-0		0-0-0		
6-4-0	0-1-0	4-2-0		AWAY		0-0-0		0-0-0		2-1-0		
0-0-0	0-0-0	0-0-0		NEUTRAL		0-0-0		0-0-0		0-0-0		
<hr/>												
RPI	S	Opponent	Score	RPI	S	Opponent	Score	RPI	S	Opponent	Score	
4	H	UCLA	2 6	29	A	Oregon St.	5 4	73	H	Washington St.	8 7	
4	H	UCLA	3 15	29	A	Oregon St.	7 5	73	H	Washington St.	12 9	
4	H	UCLA	4 3	29	A	Oregon St.	5 6	73	H	Washington St.	0 6	
8	H	Stanford	4 2	46	H	Auburn	3 8	78	A	Utah Valley	4 5	
8	H	Stanford	6 2	46	H	Auburn	15 4	78	H	Utah Valley	12 6	
8	H	Stanford	8 7	46	H	Auburn	8 1					
11	A	Rice	1 5	49	A	Washington	10 2					
11	A	Rice	8 5	49	A	Washington	5 6					
21	H	New Mexico St.	4 7	49	A	Washington	4 1					
21	H	New Mexico St.	8 13									
25	A	Arizona St.	8 12									
<hr/>												
				LAST 15 GAMES								
				139 H East Tenn. St.				4 H UCLA				
				139 H East Tenn. St.				4 H UCLA				
				139 H East Tenn. St.				4 H UCLA				
				49 A Washington								
				49 A Washington								

Non-Div. I Games:

Arizona

49 A Washington	10	2
25 A Arizona St.	8	12

A
r
i
z
o
n
a

A
r
i
z
o
n
a

Average RPI Win: 113		WON-LOST RECORD		WINNING PCT. RANK		LAST 15 GAMES		STRENGTH OF SCHEDULE		OPP. STRENGTH OF SCHEDULE		TEAM RPI		ADJ RPI		CONF. RPI		ADJ CONF. RPI	
DIV. I ONLY		30-14-1		.67778 34		11-4-0		15		28		14		.59956 19		1		1	
DIV. I NON-CONF.		17-3-1		.83333 10		4-0-0		80		209		18		.59995 20		1		1	
TOTALS		RPI 1-25		RPI 26-50		W-L RECORDS		RPI 51-100		RPI 101-150		RPI 150+							
30-14-1		3-8-0		9-1-0		OVERALL		3-3-0		2-2-0		13-0-1							
22-7-0		0-3-0		8-1-0		HOME		2-2-0		0-1-0		12-0-0							
8-6-0		3-5-0		1-0-0		AWAY		1-0-0		2-1-0		1-0-0							
0-1-1		0-0-0		0-0-0		NEUTRAL		0-1-0		0-0-0		0-0-1							
17-3-1		0-0-0		1-0-0		NON-CONFERENCE		3-2-0		0-1-0		13-0-1							
14-3-0		0-0-0		0-0-0		HOME		2-2-0		0-1-0		12-0-0							
3-0-0		0-0-0		1-0-		AWAY		1-0-0		0-0-0		1-0-0							
0-0-1		0-0-0		0-0-0		NEUTRAL		0-0-0		0-0-0		0-0-1							
13-11-0		3-8-0		8-1-0		CONFERENCE		0-1-0		2-1-0		0-0-0							
8-4-0		0-3-0		8-1-0		HOME		0-0-0		0-0-0		0-0-0							
5-6-0		3-5-0		0-0-0		AWAY		0-0-0		2-1-0		0-0-0							
0-1-0		0-0-0		0-0-0		NEUTRAL		0-1-0		0-0-0		0-0-0							
RPI	S	Opponent		Score		RPI	S	Opponent		Score		RPI	S	Opponent		Score			
1	A	Florida St.		5 7		32	H	Virginia Tech		6 5		62	N	Boston College		3 5			
1	A	Florida St.		3 12		32	H	Virginia Tech		8 10		76	H	Liberty		0 8			
1	A	Florida St.		3 4		32	H	Virginia Tech		4 3		92	A	VCU		7 5			
6	H	North Carolina		2 6		33	H	Clemson		6 3		93	H	Radford		3 2			
6	H	North Carolina		1 2		33	H	Clemson		5 3		95	H	Seton Hall		2 5			
6	H	North Carolina		3 5		33	H	Clemson		5 1		95	H	Seton Hall		10 4			
14	A	North Carolina St.		5 2		36	A	Coastal Caro.		9 3									
14	A	North Carolina St.		1 5		37	H	Wake Forest		4 1									
14	A	North Carolina St.		6 7		37	H	Wake Forest		9 4									
17	A	Miami (FL)		7 3		37	H	Wake Forest		11 2									
17	A	Miami (FL)		7 4															
						LAST 15 GAMES													
						17	A	Miami (FL)		7 4		207	H	Richmond		7 5			
						17	A	Miami (FL)		7 3		6		H North Carolina		3 5			
						92	A	VCU		7 5		6		H North Carolina		2 6			
						93	H	Radford		3 2									
						114	A	Duke		10 3									

Non-Div. I Games:

Virginia

114	A	Duke	12	3
114	A	Duke	3	6

V
i
r
g
i
n
i
a

V
i
r
g
i
n
i
a

U
C
F

UCF				Through Games Of Sunday, April 29											
Average RPI Win: 142		WON-LOST	WINNING	LAST 15	STRENGTH OF		OPP. STRENGTH	TEAM	ADJ		CONF.	ADJ CONF.			
Average RPI Loss: 48		RECORD	PCT. RANK	GAMES	SCHEDULE		OF SCHEDULE	RPI	RPI		RPI	RPI			
DIV. I ONLY		35-10-0	.77778	6	11-4-0		91	61	20	.59519	20	5	5		
DIV. I NON-CONF.		22-5-0	.81481	12	3-0-0		138	61	26	.59265	25	4	4		
TOTALS		RPI 1-25	RPI 26-50		W-L RECORDS		RPI 51-100		RPI 101-150		RPI 150+				
35-10-0		3-5-0	0-0-0		OVERALL		12-4-0		5-1-0		15-0-0				
23-8-0		2-4-0	0-0-0		HOME		5-3-0		2-1-0		14-0-0				
12-2-0		1-1-0	0-0-0		AWAY		7-1-0		3-0-0		1-0-0				
0-0-0		0-0-0	0-0-0		NEUTRAL		0-0-0		0-0-0		0-0-0				
22-5-0		1-4-0	0-0-0		NON-CONFERENCE		6-1-0		0-0-0		15-0-0				
18-4-0		0-3-0	0-0-0		HOME		4-1-0		0-0-0		14-0-0				
4-1-0		1-1-0	0-0-		AWAY		2-0-0		0-0-0		1-0-0				
0-0-0		0-0-0	0-0-0		NEUTRAL		0-0-0		0-0-0		0-0-0				
13-5-0		2-1-0	0-0-0		CONFERENCE		6-3-0		5-1-0		0-0-0				
5-4-0		2-1-0	0-0-0		HOME		1-2-0		2-1-0		0-0-0				
8-1-0		0-0-0	0-0-0		AWAY		5-1-0		3-0-0		0-0-0				
0-0-0		0-0-0	0-0-0		NEUTRAL		0-0-0		0-0-0		0-0-0				
RPI	S	Opponent	Score		RPI	S	Opponent	Score		RPI	S	Opponent	Score		
1	H	Florida St.	6	7						59	A	Tulane	1	0	
1	H	Florida St.	0	1						105	H	UAB	8	7	
2	A	Florida	0	8						59	A	Tulane	8	6	
17	A	Miami (FL)	4	1						59	A	Tulane	8	7	
17	H	Miami (FL)	2	3						62	H	Boston College	6	5	
23	H	East Carolina	10	6						62	H	Boston College	7	8	
23	H	East Carolina	6	15						137	A	Houston	3	1	
23	H	East Carolina	2	1						62	H	Boston College	5	4	
										72	A	Fla. Atlantic	11	3	
										72	H	Fla. Atlantic	12	3	
										82	A	South Fla.	6	2	
										82	H	South Fla.	12	1	
										191	H	Massachusetts	5	4	
										191	H	Massachusetts	2	1	
										191	H	Massachusetts	16	4	
										222	H	Siena	12	4	
										86	H	Memphis	4	3	
										222	H	Siena	6	4	
										98	A	Southern Miss.	0	1	
										222	H	Siena	15	2	
										98	A	Southern Miss.	11	6	
										228	H	Harvard	6	5	
										228	H	Harvard	4	3	
										228	H	Harvard	4	2	
										273	H	LIU Brooklyn	9	1	
										273	H	LIU Brooklyn	13	7	
										273	H	LIU Brooklyn	9	1	
										287	H	Florida A&M	16	4	
				LAST 15 GAMES											
				86	H	Memphis	0	1		98	A	Southern Miss.	12	3	
				86	H	Memphis	5	6		98	A	Southern Miss.	11	6	
				86	H	Memphis	4	3		98	A	Southern Miss.	0	1	
				59	A	Tulane	8	6							
				59	A	Tulane	8	7							

U
C
F

Non-Div. I Games:

UCF

59	A	Tulane	1	0
72	H	Fla. Atlantic	12	3

Average RPI Win:		139	WON-LOST RECORD		WINNING PCT. RANK	LAST 15 GAMES		STRENGTH OF SCHEDULE		OPP. STRENGTH OF SCHEDULE	TEAM RPI	ADJ RPI	CONF. RPI	ADJ CONF. RPI					
Average RPI Loss:		75																	
DIV. I ONLY			30-13-0		.69767	27	10-5-0		24	117	21	.59469	21	9	9				
DIV. I NON-CONF.			23-10-0		.69697	48	3-2-0		18	138	23	.59644	23	9	9				
TOTALS		RPI 1-25		RPI 26-50		W-L RECORDS		RPI 51-100		RPI 101-150		RPI 150+							
30-13-0		2-4-0		3-1-0		OVERALL		8-4-0		6-3-0		11-1-0							
23-4-0		0-0-0		3-1-0		HOME		4-1-0		5-2-0		11-0-0							
7-7-0		2-4-0		0-0-0		AWAY		4-2-0		1-1-0		0-0-0							
0-2-0		0-0-0		0-0-0		NEUTRAL		0-1-0		0-0-0		0-1-0							
23-10-0		2-4-0		3-1-0		NON-CONFERENCE		4-1-0		3-3-0		11-1-0							
18-3-0		0-0-0		3-1-0		HOME		2-0-0		2-2-0		11-0-0							
5-5-0		2-4-0		0-0-		AWAY		2-0-0		1-1-0		0-0-0							
0-2-0		0-0-0		0-0-0		NEUTRAL		0-1-0		0-0-0		0-1-0							
7-3-0		0-0-0		0-0-0		CONFERENCE		4-3-0		3-0-0		0-0-0							
5-1-0		0-0-0		0-0-0		HOME		2-1-0		3-0-0		0-0-0							
2-2-0		0-0-0		0-0-0		AWAY		2-2-0		0-0-0		0-0-0							
0-0-0		0-0-0		0-0-0		NEUTRAL		0-0-0		0-0-0		0-0-0							
RPI	S	Opponent		Score		RPI	S	Opponent		Score		RPI	S	Opponent		Score			
3	A	Baylor		0	5	37	H	Wake Forest		5	3	66	H	Nevada		5	10		
3	A	Baylor		5	15	37	H	Wake Forest		13	9	66	H	Nevada		7	6		
11	A	Rice		4	12	37	H	Wake Forest		3	1	66	H	Nevada		13	6		
11	A	Rice		5	7	37	H	Wake Forest		5	8	80	N	Nebraska		4	6		
18	A	Arizona		13	8							84	A	New Mexico		6	2		
18	A	Arizona		7	4							84	H	New Mexico		16	12		
												84	H	New Mexico		7	5		
												89	A	Texas Tech		7	6		
												97	A	Sacramento St.		16	4		
												97	A	Sacramento St.		6	1		
												97	A	Sacramento St.		7	8		
												97	A	Sacramento St.		7	10		
														128 H Louisiana Tech		4	3		
														128 H Louisiana Tech		3	2		
														128 H Louisiana Tech		10	0		
														130 A Minnesota		1	8		
														130 A Minnesota		4	1		
														132 H Kent St.		14	4		
														132 H Kent St.		12	6		
														132 H Kent St.		9	10		
														132 H Kent St.		4	7		
														180 N West Virginia		4	10		
														225 H Tex.-Pan American		14	6		
														225 H Tex.-Pan American		19	2		
														225 H Tex.-Pan American		9	8		
														225 H Tex.-Pan American		11	9		
														232 H Southeast Mo. St.		8	6		
														232 H Southeast Mo. St.		23	7		
														232 H Southeast Mo. St.		9	1		
														249 H Sacred Heart		16	2		
														249 H Sacred Heart		21	3		
														249 H Sacred Heart		11	6		
														249 H Sacred Heart		23	11		
					LAST 15 GAMES														

Non-Div. I Games:

New Mexico St.

97 A Sacramento St.	7	8
97 A Sacramento St.	7	10

N
e
w
M
e
x
i
c
o
s
t
.

N
e
w
M
e
x
i
c
o
s
t
.

Average RPI Win: 98		WON-LOST	WINNING	LAST 15	STRENGTH OF		OPP. STRENGTH	TEAM	ADJ	CONF.	ADJ CONF.
Average RPI Loss: 54		RECORD	PCT. RANK	GAMES	SCHEDULE		OF SCHEDULE	RPI	RPI	RPI	RPI
DIV. I ONLY		28-16-0	.63636	52	8-7-0		17	18	22	.5917	22
DIV. I NON-CONF.		17-5-0	.77273	20	2-1-0		66	100	25	.59495	24
TOTALS		RPI 1-25	RPI 26-50		W-L RECORDS		RPI 51-100		RPI 101-150		RPI 150+
28-16-0		5-4-0	9-8-0		OVERALL		1-2-0		6-1-0		7-1-0
20-6-0		4-2-0	4-2-0		HOME		1-1-0		4-0-0		7-1-0
7-10-0		1-2-0	4-6-0		AWAY		0-1-0		2-1-0		0-0-0
1-0-0		0-0-0	1-0-0		NEUTRAL		0-0-0		0-0-0		0-0-0
17-5-0		0-0-0	5-2-0		NON-CONFERENCE		1-2-0		4-0-0		7-1-0
15-2-0		0-0-0	3-0-0		HOME		1-1-0		4-0-0		7-1-0
2-3-0		0-0-0	2-0-		AWAY		0-1-0		0-0-0		0-0-0
0-0-0		0-0-0	0-0-0		NEUTRAL		0-0-0		0-0-0		0-0-0
11-11-0		5-4-0	4-6-0		CONFERENCE		0-0-0		2-1-0		0-0-0
5-4-0		4-2-0	1-2-0		HOME		0-0-0		0-0-0		0-0-0
5-7-0		1-2-0	2-4-0		AWAY		0-0-0		2-1-0		0-0-0
1-0-0		0-0-0	1-0-0		NEUTRAL		0-0-0		0-0-0		0-0-0
RPI S	Opponent	Score	RPI S	Opponent	Score	RPI S	Opponent	Score	RPI S	Opponent	Score
2 H	Florida	3 0	31 A	Mississippi St.	2 4	86 A	Memphis	2 4	135 A	Alabama	8 4
2 H	Florida	4 9	31 A	Mississippi St.	6 2	86 H	Memphis	7 2	135 A	Alabama	2 3
2 H	Florida	7 6	31 A	Mississippi St.	0 4	98 H	Southern Miss.	0 10	135 A	Alabama	11 7
10 A	Kentucky	2 3	31 N	Mississippi St.	6 3				137 H	Houston	11 3
10 A	Kentucky	9 3	35 A	Louisville	18 8				137 H	Houston	9 0
10 A	Kentucky	3 8	35 A	Louisville	3 4				137 H	Houston	8 0
12 H	Arkansas	8 2	41 A	TCU	7 4				141 H	Arkansas St.	8 1
12 H	Arkansas	1 0	41 A	TCU	3 5				175 H	Central Ark.	2 1
12 H	Arkansas	3 11	46 A	Georgia	8 3				175 H	Central Ark.	4 0
			46 A	Georgia	3 6				188 H	Miami (OH)	11 3
			46 A	Georgia	4 8				188 H	Miami (OH)	8 9
			46 H	Auburn	2 1				188 H	Miami (OH)	2 1
			46 H	Auburn	2 3				211 H	Jackson St.	13 1
			46 H	Auburn	4 10				211 H	Jackson St.	12 0
			48 H	UNC Wilmington	2 0				266 H	UT Martin	20 4
			48 H	UNC Wilmington	10 5						
			48 H	UNC Wilmington	6 4						
LAST 15 GAMES											
			31 A	Mississippi St.	2 4	31 N	Mississippi St.	6 3			
			31 A	Mississippi St.	6 2	46 A	Georgia	8 3			
			31 A	Mississippi St.	0 4	46 A	Georgia	3 6			
			86 A	Memphis	2 4						
			12 H	Arkansas	3 11						

Non-Div. I Games:

Ole Miss

12 H Arkansas	1	0
12 H Arkansas	8	2

O
l
e
M
i
s
s

O
l
e
M
i
s
s

Average RPI Win:		115	WON-LOST RECORD		WINNING PCT. RANK	LAST 15 GAMES		STRENGTH OF SCHEDULE		OPP. STRENGTH OF SCHEDULE	TEAM RPI	ADJ RPI	CONF. RPI	ADJ CONF. RPI			
DIV. I ONLY			28-16-1		.63333	57	6-8-1		11	77	23	.58869	23	5	5		
DIV. I NON-CONF.			18-9-0		.66667	56	2-3-0		14	128	27	.59095	27	4	4		
TOTALS		RPI 1-25		RPI 26-50		W-L RECORDS		RPI 51-100		RPI 101-150		RPI 150+					
28-16-1		3-7-0		3-2-0		OVERALL		4-4-0		13-1-1		5-2-0					
18-7-1		1-1-0		0-2-0		HOME		2-3-0		11-0-1		4-1-0					
8-9-0		2-6-0		2-0-0		AWAY		2-1-0		1-1-0		1-1-0					
2-0-0		0-0-0		1-0-0		NEUTRAL		0-0-0		1-0-0		0-0-0					
18-9-0		1-3-0		3-2-0		NON-CONFERENCE		1-1-0		8-1-0		5-2-0					
12-5-0		1-1-0		0-2-0		HOME		1-1-0		6-0-0		4-1-0					
4-4-0		0-2-0		2-0-		AWAY		0-0-0		1-1-0		1-1-0					
2-0-0		0-0-0		1-0-0		NEUTRAL		0-0-0		1-0-0		0-0-0					
10-7-1		2-4-0		0-0-0		CONFERENCE		3-3-0		5-0-1		0-0-0					
6-2-1		0-0-0		0-0-0		HOME		1-2-0		5-0-1		0-0-0					
4-5-0		2-4-0		0-0-0		AWAY		2-1-0		0-0-0		0-0-0					
0-0-0		0-0-0		0-0-0		NEUTRAL		0-0-0		0-0-0		0-0-0					
RPI	S	Opponent		Score		RPI	S	Opponent		Score		RPI	S	Opponent		Score	
5	H	Purdue		4	6	35	N	Louisville		9	4	59	H	Tulane		1	4
6	A	North Carolina		0	1	39	H	Maryland		1	2	59	H	Tulane		2	4
11	A	Rice		4	3	43	A	Elon		3	2	59	H	Tulane		6	3
11	A	Rice		2	6	48	A	UNC Wilmington		5	0	83	H	Western Caro.		3	1
11	A	Rice		0	2	48	H	UNC Wilmington		1	10	86	A	Memphis		14	7
14	A	North Carolina St.		3	4							86	A	Memphis		5	2
14	H	North Carolina St.		6	5							86	A	Memphis		2	5
20	A	UCF		6	10							92	H	VCU		11	18
20	A	UCF		1	2												
20	A	UCF		15	6												
						LAST 15 GAMES											
						59	H	Tulane		6	3	158	H	William & Mary		13	4
						59	H	Tulane		2	4	48	H	UNC Wilmington		1	10
						59	H	Tulane		1	4	86	A	Memphis		14	7
						6	A	North Carolina		0	1						
						11	A	Rice		4	3						

Non-Div. I Games:

East Carolina

11 A Rice	2	6
11 A Rice	0	2

E
a
s
t
C
a
r
o
l
i
n
a

E
a
s
t
C
a
r
o
l
i
n
a

Average RPI Win:		153	WON-LOST RECORD		WINNING PCT. RANK		LAST 15 GAMES		STRENGTH OF SCHEDULE		OPP. STRENGTH OF SCHEDULE		TEAM RPI	ADJ RPI		CONF. RPI	ADJ CONF. RPI	
DIV. I ONLY			32-9-0		.78049		5	11-4-0	138		67		24	.58491		24	7	7
DIV. I NON-CONF.			16-4-0		.8		14	2-1-0	157		160		35	.58027		33	7	7
TOTALS		RPI 1-25		RPI 26-50		W-L RECORDS		RPI 51-100		RPI 101-150		RPI 150+						
32-9-0		2-2-0		3-3-0		OVERALL		4-2-0		9-1-0		14-1-0						
21-1-0		0-0-0		2-1-0		HOME		3-0-0		5-0-0		11-0-0						
9-7-0		2-2-0		1-2-0		AWAY		1-2-0		4-0-0		1-1-0						
2-1-0		0-0-0		0-0-0		NEUTRAL		0-0-0		0-1-0		2-0-0						
16-4-0		2-2-0		0-0-0		NON-CONFERENCE		0-0-0		3-1-0		11-1-0						
10-0-0		0-0-0		0-0-0		HOME		0-0-0		2-0-0		8-0-0						
4-3-0		2-2-0		0-0-		AWAY		0-0-0		1-0-0		1-1-0						
2-1-0		0-0-0		0-0-0		NEUTRAL		0-0-0		0-1-0		2-0-0						
16-5-0		0-0-0		3-3-0		CONFERENCE		4-2-0		6-0-0		3-0-0						
11-1-0		0-0-0		2-1-0		HOME		3-0-0		3-0-0		3-0-0						
5-4-0		0-0-0		1-2-0		AWAY		1-2-0		3-0-0		0-0-0						
0-0-0		0-0-0		0-0-0		NEUTRAL		0-0-0		0-0-0		0-0-0						
RPI	S	Opponent		Score		RPI	S	Opponent		Score		RPI	S	Opponent		Score		
7	A	LSU		0	4	28	H	Col. of Charleston		8	2	90	A	Ga. Southern		5	1	
7	A	LSU		1	0	28	H	Col. of Charleston		8	6	90	A	Ga. Southern		3	13	
7	A	LSU		11	1	28	H	Col. of Charleston		3	8	90	A	Ga. Southern		6	7	
9	A	South Carolina		4	6	43	A	Elon		5	0	99	H	Furman		14	2	
						43	A	Elon		8	10	99	H	Furman		14	0	
						43	A	Elon		2	11	99	H	Furman		6	5	
						LAST 15 GAMES												
						145	A	Wofford		6	0	90	A	Ga. Southern		6	7	
						145	A	Wofford		7	6	90	A	Ga. Southern		3	13	
						145	A	Wofford		3	2	90	A	Ga. Southern		5	1	
						108	H	High Point		6	2							
						99	H	Furman		6	5							
												267	N	Akron		4	1	
												267	N	Akron		8	3	
												276	A	N.C. A&T		5	3	
												276	H	N.C. A&T		14	0	

Non-Div. I Games:

Appalachian St.

99 H Furman	14	0
99 H Furman	14	2

A
P
P
a
l
a
c
h
i
a
n
S
t
.

A
P
P
a
l
a
c
h
i
a
n
S
t
.

Average RPI Win:		98	WON-LOST RECORD		WINNING PCT. RANK		LAST 15 GAMES		STRENGTH OF SCHEDULE		OPP. STRENGTH OF SCHEDULE		TEAM RPI		ADJ RPI		CONF. RPI		ADJ CONF. RPI				
Average RPI Loss:		46																					
DIV. I ONLY			26-17-0		.60465 68		10-5-0		16		23		25		.58214 25		3		3				
DIV. I NON-CONF.			14-7-0		.66667 56		1-1-0		127		54		52		.55792 53		3		3				
TOTALS		RPI 1-25		RPI 26-50		W-L RECORDS		RPI 51-100		RPI 101-150		RPI 150+											
26-17-0		3-9-0		3-0-0		OVERALL		11-7-0		3-1-0		6-0-0											
17-5-0		2-1-0		3-0-0		HOME		6-3-0		2-1-0		4-0-0											
6-11-0		1-8-0		0-0-0		AWAY		5-3-0		0-0-0		0-0-0											
3-1-0		0-0-0		0-0-0		NEUTRAL		0-1-0		1-0-0		2-0-0											
14-7-0		1-1-0		0-0-0		NON-CONFERENCE		4-5-0		3-1-0		6-0-0											
8-4-0		1-1-0		0-0-0		HOME		1-2-0		2-1-0		4-0-0											
3-2-0		0-0-0		0-0-		AWAY		3-2-0		0-0-0		0-0-0											
3-1-0		0-0-0		0-0-0		NEUTRAL		0-1-0		1-0-0		2-0-0											
12-10-0		2-8-0		3-0-0		CONFERENCE		7-2-0		0-0-0		0-0-0											
9-1-0		1-0-0		3-0-0		HOME		5-1-0		0-0-0		0-0-0											
3-9-0		1-8-0		0-0-0		AWAY		2-1-0		0-0-0		0-0-0											
0-0-0		0-0-0		0-0-0		NEUTRAL		0-0-0		0-0-0		0-0-0											
RPI	S	Opponent		Score		RPI	S	Opponent		Score		RPI	S	Opponent		Score		RPI	S	Opponent		Score	
4	A	UCLA		2	4	29	H	Oregon St.		8	2	53	H	Southern California		8	1	147	H	UC Riverside		1	3
4	A	UCLA		5	6	29	H	Oregon St.		5	1	53	H	Southern California		4	0	147	H	UC Riverside		11	2
4	A	UCLA		4	3	29	H	Oregon St.		3	2	53	H	Southern California		5	1	147	H	UC Riverside		11	3
8	A	Stanford		5	17							56	A	Long Beach St.		3	7	150	N	Saint Louis		9	1
8	A	Stanford		7	8							56	A	Long Beach St.		3	2	193	N	Winthrop		17	2
8	A	Stanford		5	9							56	A	Long Beach St.		6	1	203	H	Western Mich.		17	2
13	H	Cal St. Fullerton		1	0							73	A	Washington St.		7	4	203	H	Western Mich.		13	0
13	H	Cal St. Fullerton		5	9							73	A	Washington St.		2	0	203	H	Western Mich.		10	0
15	A	Oregon		3	4							73	A	Washington St.		6	7	212	H	UNLV		4	2
15	A	Oregon		1	3							73	H	California		9	6	236	N	Northern Ill.		4	3
15	A	Oregon		0	1							73	H	California		5	1						
18	H	Arizona		12	8							73	H	California		2	3						
												78	H	Utah Valley		6	9						
												78	H	Utah Valley		9	0						
												84	A	New Mexico		6	15						
												84	A	New Mexico		3	1						
												88	N	St. Mary's (CA)		3	4						
												89	H	Texas Tech		4	8						
LAST 15 GAMES																							
												73	A	Washington St.		6	7	53	H	Southern California		8	1
												73	A	Washington St.		2	0	53	H	Southern California		4	0
												73	A	Washington St.		7	4	53	H	Southern California		5	1
												8	A	Stanford		5	9						
												8	A	Stanford		7	8						

Non-Div. I Games:

Arizona St.

8 A Stanford	5	17
18 H Arizona	12	8

A
r
i
z
o
n
a
S
t
.

A
r
i
z
o
n
a
S
t
.

Average RPI Win:	131	WON-LOST	WINNING	LAST 15	STRENGTH OF	OPP. STRENGTH	TEAM	ADJ	CONF.	ADJ CONF.	
Average RPI Loss:	84	RECORD	PCT. RANK	GAMES	SCHEDULE	OF SCHEDULE	RPI	RPI	RPI	RPI	
DIV. I ONLY	33-11-0	.75	11	10-5-0	139	48	33	.57886	26	6	6
DIV. I NON-CONF.	23-6-0	.7931	16	5-0-0	186	49	38	.57738	37	5	6
<hr/>											
TOTALS	RPI 1-25	RPI 26-50		W-L RECORDS		RPI 51-100		RPI 101-150		RPI 150+	
33-11-0	0-0-0	6-4-0		OVERALL		4-3-0		11-3-0		12-1-0	
19-4-0	0-0-0	3-1-0		HOME		2-1-0		5-1-0		9-1-0	
11-6-0	0-0-0	3-3-0		AWAY		1-2-0		5-1-0		2-0-0	
3-1-0	0-0-0	0-0-0		NEUTRAL		1-0-0		1-1-0		1-0-0	
23-6-0	0-0-0	4-3-0		NON-CONFERENCE		1-0-0		6-2-0		12-1-0	
12-2-0	0-0-0	1-0-0		HOME		0-0-0		2-1-0		9-1-0	
8-3-0	0-0-0	3-0-		AWAY		0-0-0		3-0-0		2-0-0	
3-1-0	0-0-0	0-0-0		NEUTRAL		1-0-0		1-1-0		1-0-0	
10-5-0	0-0-0	2-1-0		CONFERENCE		3-3-0		5-1-0		0-0-0	
7-2-0	0-0-0	2-1-0		HOME		2-1-0		3-0-0		0-0-0	
3-3-0	0-0-0	0-0-0		AWAY		1-2-0		2-1-0		0-0-0	
0-0-0	0-0-0	0-0-0		NEUTRAL		0-0-0		0-0-0		0-0-0	
RPI S	Opponent	Score	RPI S	Opponent	Score	RPI S	Opponent	Score	RPI S	Opponent	Score
			29 H	Oregon St.	13 2	65 N	Cal Poly	5 4	109 A	Lipscomb	3 2
			30 H	Gonzaga	5 2	85 A	Portland	3 1	109 A	Lipscomb	13 9
			30 H	Gonzaga	2 6	85 A	Portland	4 5	113 N	Cal St. Northridge	3 4
			30 H	Gonzaga	5 3	85 A	Portland	1 4	113 N	Cal St. Northridge	13 3
			44 A	Vanderbilt	0 7	88 H	St. Mary's (CA)	12 4	116 H	Indiana	6 7
			44 A	Vanderbilt	9 7	88 H	St. Mary's (CA)	1 7	116 H	Indiana	9 3
			44 A	Vanderbilt	2 1	88 H	St. Mary's (CA)	7 3	125 A	San Francisco	0 1
			45 A	Sam Houston St.	5 3				125 A	San Francisco	6 1
			45 A	Sam Houston St.	2 3				125 A	San Francisco	11 5
			45 A	Sam Houston St.	3 10				131 H	Santa Clara	6 5
									131 H	Santa Clara	4 2
									131 H	Santa Clara	12 4
									147 A	UC Riverside	8 5
									147 H	UC Riverside	6 5
									153 H	Columbia	2 6
									153 H	Columbia	11 5
									153 H	Columbia	14 5
									153 H	Columbia	11 10
									159 H	Kansas St.	15 1
									163 A	San Diego St.	6 2
									163 A	San Diego St.	5 1
			LAST 15 GAMES						237 H	La Salle	5 3
			85 A	Portland	1 4	237 H	La Salle	5 3	237 H	La Salle	2 0
			85 A	Portland	3 1	237 H	La Salle	2 0	237 H	La Salle	4 1
			85 A	Portland	4 5	237 H	La Salle	4 1	238 H	Pacific	6 1
			147 H	UC Riverside	6 5				238 H	Pacific	4 3
			88 H	St. Mary's (CA)	7 3				248 N	Milwaukee	4 1

Non-Div. I Games:

San Diego

88 H St. Mary's (CA)	12	4
88 H St. Mary's (CA)	1	7

S
a
n
D
i
e
g
o

S
a
n
D
i
e
g
o

[illegible]

Non-Div. I Games:

Pepperdine

85 H Portland	4	3
85 H Portland	3	2

P
e
p
p
e
r
d
i
n
e

P
e
p
p
e
r
d
i
n
e

Average RPI Win:	127	WON-LOST RECORD	WINNING PCT. RANK	LAST 15 GAMES	STRENGTH OF SCHEDULE	OPP. STRENGTH OF SCHEDULE	TEAM RPI	ADJ RPI	CONF. RPI	ADJ CONF. RPI				
DIV. I ONLY		31-13-0	.70455	22	10-5-0	86	37	28	.57863	28	7	7		
DIV. I NON-CONF.		12-5-0	.70588	45	2-1-0	149	23	44	.56489	43	7	7		
<hr/>														
TOTALS	RPI 1-25	RPI 26-50		W-L RECORDS		RPI 51-100		RPI 101-150		RPI 150+				
31-13-0	2-3-0	1-5-0		OVERALL		9-4-0		9-1-0		10-0-0				
18-6-0	0-1-0	1-3-0		HOME		3-1-0		6-1-0		8-0-0				
13-7-0	2-2-0	0-2-0		AWAY		6-3-0		3-0-0		2-0-0				
0-0-0	0-0-0	0-0-0		NEUTRAL		0-0-0		0-0-0		0-0-0				
<hr/>														
12-5-0	1-1-0	0-3-0		NON-CONFERENCE		1-0-0		3-1-0		7-0-0				
6-3-0	0-1-0	0-1-0		HOME		1-0-0		0-1-0		5-0-0				
6-2-0	1-0-0	0-0-		AWAY		0-0-0		3-0-0		2-0-0				
0-0-0	0-0-0	0-0-0		NEUTRAL		0-0-0		0-0-0		0-0-0				
<hr/>														
19-8-0	1-2-0	1-2-0		CONFERENCE		8-4-0		6-0-0		3-0-0				
12-3-0	0-0-0	1-2-0		HOME		2-1-0		6-0-0		3-0-0				
7-5-0	1-2-0	0-0-0		AWAY		6-3-0		0-0-0		0-0-0				
0-0-0	0-0-0	0-0-0		NEUTRAL		0-0-0		0-0-0		0-0-0				
<hr/>														
RPI	S	Opponent	Score		RPI	S	Opponent	Score		RPI	S	Opponent	Score	
9	A	South Carolina	4	3	36	A	Coastal Caro.	1	5	70	H	Samford	3	5
9	H	South Carolina	0	7	43	H	Elon	2	4	70	H	Samford	7	3
24	A	Appalachian St.	8	3	43	H	Elon	7	1	70	H	Samford	10	5
24	A	Appalachian St.	6	8	43	H	Elon	2	3	77	H	Connecticut	10	6
24	A	Appalachian St.	2	8	48	A	UNC Wilmington	3	7	83	A	Western Caro.	5	4
					48	H	UNC Wilmington	3	6	83	A	Western Caro.	6	7
										83	A	Western Caro.	6	2
										90	A	Ga. Southern	4	1
										90	A	Ga. Southern	2	4
										90	A	Ga. Southern	2	4
										99	A	Furman	4	3
										99	A	Furman	14	6
										99	A	Furman	13	11
													</	

Non-Div. I Games:

Col. of Charleston

123	H	Citadel	8	4
9	A	South Carolina	4	3

C
o
l
.
o
f
C
h
a
r
l
e
s
t
o
n

C
o
l
.
o
f
C
h
a
r
l
e
s
t
o
n

Average RPI Win:		114	WON-LOST RECORD		WINNING PCT. RANK		LAST 15 GAMES		STRENGTH OF SCHEDULE		OPP. STRENGTH OF SCHEDULE		TEAM RPI		ADJ RPI		CONF. RPI		ADJ CONF. RPI				
DIV. I ONLY			28-14-0		.66667 39		10-5-0		55		34		29		.57756 29		3 3						
DIV. I NON-CONF.			18-5-0		.78261 17		6-0-0		189		131		42		.56724 42		3 3						
TOTALS		RPI 1-25		RPI 26-50		W-L RECORDS		RPI 51-100		RPI 101-150		RPI 150+											
28-14-0		4-6-0		2-2-0		OVERALL		10-4-0		4-1-0		8-1-0											
12-5-0		3-3-0		2-1-0		HOME		3-1-0		0-0-0		4-0-0											
11-8-0		1-3-0		0-1-0		AWAY		7-2-0		3-1-0		0-1-0											
5-1-0		0-0-0		0-0-0		NEUTRAL		0-1-0		1-0-0		4-0-0											
18-5-0		0-0-0		0-1-0		NON-CONFERENCE		6-2-0		4-1-0		8-1-0											
7-1-0		0-0-0		0-0-0		HOME		3-1-0		0-0-0		4-0-0											
6-3-0		0-0-0		0-0-		AWAY		3-0-0		3-1-0		0-1-0											
5-1-0		0-0-0		0-0-0		NEUTRAL		0-1-0		1-0-0		4-0-0											
10-9-0		4-6-0		2-1-0		CONFERENCE		4-2-0		0-0-0		0-0-0											
5-4-0		3-3-0		2-1-0		HOME		0-0-0		0-0-0		0-0-0											
5-5-0		1-3-0		0-0-0		AWAY		4-2-0		0-0-0		0-0-0											
0-0-0		0-0-0		0-0-0		NEUTRAL		0-0-0		0-0-0		0-0-0											
RPI	S	Opponent		Score		RPI	S	Opponent		Score		RPI	S	Opponent		Score		RPI	S	Opponent		Score	
4	H	UCLA		7	6	26	A	San Diego		2	13	53	A	Southern California		2	3	115	A	UC Santa Barbara		7	3
4	H	UCLA		3	0	49	H	Washington		9	0	53	A	Southern California		5	3	115	A	UC Santa Barbara		3	2
4	H	UCLA		0	4	49	H	Washington		5	3	53	A	Southern California		2	6	115	A	UC Santa Barbara		12	13
15	A	Oregon		7	1	49	H	Washington		2	3	57	H	Illinois		8	2	115	A	UC Santa Barbara		8	6
18	H	Arizona		5	7					58	H	Oklahoma		11	7	150	N	Saint Louis		6	5		
18	H	Arizona		6	5					66	A	Nevada		6	5	159	N	Kansas St.		13	5		
18	H	Arizona		4	5					66	A	Nevada		10	7	163	A	San Diego St.		2	18		
25	A	Arizona St.		1	5					73	A	California		4	1	180	H	West Virginia		11	0		
25	A	Arizona St.		2	8					73	A	California		9	2	193	N	Winthrop		9	4		
25	A	Arizona St.		2	3					73	A	California		13	5	236	N	Northern Ill.		11	3		
										77	H	Connecticut		3	6	238	N	Pacific		10	7		
										85	A	Portland		5	0	289	H	Ark.-Pine Bluff		16	1		
										85	H	Portland		8	2	289	H	Ark.-Pine Bluff		5	3		
										88	N	St. Mary's (CA)		4	5	289	H	Ark.-Pine Bluff		12	2		
LAST 15 GAMES																							
						53	A	Southern California		2	6	85	A	Portland		5	0						
						53	A	Southern California		2	3	289	H	Ark.-Pine Bluff		16	1						
						53	A	Southern California		5	3	289	H	Ark.-Pine Bluff		12	2						
						15	A	Oregon		7	1												
						4	H	UCLA		7	6												

Non-Div. I Games:

Oregon St.

4	H	UCLA	3	0
4	H	UCLA	0	4

O
r
e
g
o
n
s
t
.

O
r
e
g
o
n
s
t
.

Average RPI Win: 99		WON-LOST RECORD		WINNING PCT. RANK		LAST 15 GAMES		STRENGTH OF SCHEDULE		OPP. STRENGTH OF SCHEDULE		TEAM RPI		ADJ RPI		CONF. RPI		ADJ CONF. RPI	
DIV. I ONLY		27-14-0		.65854 42		8-7-0		50		33		30		.57708 30		6		6	
DIV. I NON-CONF.		20-6-0		.76923 23		3-0-0		62		25		20		.59913 21		5		6	
TOTALS		RPI 1-25		RPI 26-50		W-L RECORDS		RPI 51-100		RPI 101-150		RPI 150+							
27-14-0		0-2-0		5-3-0		OVERALL		12-5-0		6-3-0		4-1-0							
14-4-0		0-0-0		2-1-0		HOME		7-2-0		3-0-0		2-1-0							
6-10-0		0-2-0		3-2-0		AWAY		0-3-0		3-3-0		0-0-0							
7-0-0		0-0-0		0-0-0		NEUTRAL		5-0-0		0-0-0		2-0-0							
20-6-0		0-2-0		2-0-0		NON-CONFERENCE		11-3-0		3-0-0		4-1-0							
8-1-0		0-0-0		0-0-0		HOME		6-0-0		0-0-0		2-1-0							
5-5-0		0-2-0		2-0-		AWAY		0-3-0		3-0-0		0-0-0							
7-0-0		0-0-0		0-0-0		NEUTRAL		5-0-0		0-0-0		2-0-0							
7-8-0		0-0-0		3-3-0		CONFERENCE		1-2-0		3-3-0		0-0-0							
6-3-0		0-0-0		2-1-0		HOME		1-2-0		3-0-0		0-0-0							
1-5-0		0-0-0		1-2-0		AWAY		0-0-0		0-3-0		0-0-0							
0-0-0		0-0-0		0-0-0		NEUTRAL		0-0-0		0-0-0		0-0-0							
RPI S	Opponent	Score		RPI S	Opponent	Score		RPI S	Opponent	Score		RPI S	Opponent	Score					
12 A	Arkansas	3	5	26 A	San Diego	6	2	57 N	Illinois	13	3	124 A	Lamar	6	1				
12 A	Arkansas	0	1	26 A	San Diego	3	5	57 N	Illinois	7	3	124 A	Lamar	6	5				
				26 A	San Diego	2	5	68 H	Loyola Marymount	3	4	125 A	San Francisco	4	7				
				27 H	Pepperdine	14	3	68 H	Loyola Marymount	1	0	125 A	San Francisco	3	4				
				27 H	Pepperdine	6	7	68 H	Loyola Marymount	4	5	125 A	San Francisco	1	2				
				27 H	Pepperdine	10	7	73 H	Washington St.	9	3	131 H	Santa Clara	4	1				
				49 A	Washington	8	5	73 H	Washington St.	7	4	131 H	Santa Clara	4	2				
				49 A	Washington	6	4	80 N	Nebraska	5	4	131 H	Santa Clara	8	3				
								80 N	Nebraska	7	4	142 A	UTSA	4	1				
								80 N	Nebraska	10	8	151 N	La.-Lafayette	6	1				
								84 A	New Mexico	1	4	164 N	Kansas	7	2				
								84 A	New Mexico	1	2	238 H	Pacific	2	4				
								84 A	New Mexico	6	11	238 H	Pacific	6	4				
								91 H	Hawaii	4	0	238 H	Pacific	2	0				
								91 H	Hawaii	9	3								
								91 H	Hawaii	4	1								
								91 H	Hawaii	7	6								
				LAST 15 GAMES															
				68 H	Loyola Marymount	3	4	131 H	Santa Clara	4	1								
				68 H	Loyola Marymount	1	0	131 H	Santa Clara	8	3								
				68 H	Loyola Marymount	4	5	131 H	Santa Clara	4	2								
				125 A	San Francisco	4	7												
				125 A	San Francisco	1	2												

Non-Div. I Games:

Gonzaga

125	A	San Francisco	3	4
73	H	Washington St.	7	4

G
o
n
z
a
g
a

G
o
n
z
a
g
a

Average RPI Win: 108		WON-LOST	WINNING	LAST 15	STRENGTH OF		OPP. STRENGTH	TEAM	ADJ	CONF.	ADJ CONF.
Average RPI Loss: 36		RECORD	PCT. RANK	GAMES	SCHEDULE		OF SCHEDULE	RPI	RPI	RPI	RPI
DIV. I ONLY		27-17-0	.61364	63	26		20	27	.57665	31	2
DIV. I NON-CONF.		17-5-0	.77273	20	143		98	36	.57572	39	2
TOTALS		RPI 1-25	RPI 26-50		W-L RECORDS		RPI 51-100		RPI 101-150		RPI 150+
27-17-0		4-9-0	3-3-0		OVERALL		8-4-0		7-1-0		5-0-0
24-7-0		3-3-0	2-1-0		HOME		7-2-0		7-1-0		5-0-0
2-9-0		1-5-0	1-2-0		AWAY		0-2-0		0-0-0		0-0-0
1-1-0		0-1-0	0-0-0		NEUTRAL		1-0-0		0-0-0		0-0-0
17-5-0		0-0-0	0-0-0		NON-CONFERENCE		5-4-0		7-1-0		5-0-0
16-3-0		0-0-0	0-0-0		HOME		4-2-0		7-1-0		5-0-0
0-2-0		0-0-0	0-0-0		AWAY		0-2-0		0-0-0		0-0-0
1-0-0		0-0-0	0-0-0		NEUTRAL		1-0-0		0-0-0		0-0-0
10-12-0		4-9-0	3-3-0		CONFERENCE		3-0-0		0-0-0		0-0-0
8-4-0		3-3-0	2-1-0		HOME		3-0-0		0-0-0		0-0-0
2-7-0		1-5-0	1-2-0		AWAY		0-0-0		0-0-0		0-0-0
0-1-0		0-1-0	0-0-0		NEUTRAL		0-0-0		0-0-0		0-0-0
RPI S	Opponent	Score	RPI S	Opponent	Score	RPI S	Opponent	Score	RPI S	Opponent	Score
7 A	LSU	2 3	44 H	Vanderbilt	3 4	54 A	Southeastern La.	3 4	106 H	Mercer	3 1
7 A	LSU	3 4	44 H	Vanderbilt	7 4	54 A	Southeastern La.	1 5	106 H	Mercer	1 6
7 A	LSU	7 1	44 H	Vanderbilt	8 7	73 H	Washington St.	5 6	106 H	Mercer	5 3
9 A	South Carolina	6 7	46 A	Auburn	6 10	73 H	Washington St.	5 4	109 H	Lipscomb	16 6
9 A	South Carolina	4 6	46 A	Auburn	5 3	73 H	Washington St.	6 2	109 H	Lipscomb	6 4
9 A	South Carolina	3 5	46 A	Auburn	2 8	77 H	Connecticut	5 4	136 H	Penn St.	7 3
12 H	Arkansas	5 8				77 H	Connecticut	3 1	136 H	Penn St.	10 6
12 H	Arkansas	0 8				86 H	Memphis	6 7	149 H	South Ala.	2 0
12 H	Arkansas	11 2				96 H	Tennessee	2 1	164 H	Kansas	3 1
22 H	Ole Miss	4 2				96 H	Tennessee	7 1	164 H	Kansas	1 0
22 H	Ole Miss	4 0				96 H	Tennessee	3 2	265 H	Alcorn St.	6 2
22 H	Ole Miss	2 6				98 N	Southern Miss.	5 0	291 H	Mississippi Val.	13 5
22 N	Ole Miss	3 6							291 H	Mississippi Val.	5 1
LAST 15 GAMES											
22 H	Ole Miss	4 2	22 N	Ole Miss	3 6						
22 H	Ole Miss	2 6	9 A	South Carolina	4 6						
22 H	Ole Miss	4 0	9 A	South Carolina	3 5						
98 N	Southern Miss.	5 0									
96 H	Tennessee	3 2									

Non-Div. I Games:

Mississippi St.

96 H Tennessee	7	1
96 H Tennessee	2	1

M
i
s
s
i
s
s
i
p
p
i
s
t
.

M
i
s
s
i
s
s
i
p
p
i
s
t
.

Average RPI Win:	120	WON-LOST RECORD	WINNING PCT. RANK	LAST 15 GAMES	STRENGTH OF SCHEDULE	OPP. STRENGTH OF SCHEDULE	TEAM RPI	ADJ RPI	CONF. RPI	ADJ CONF. RPI		
DIV. I ONLY		30-16-0	.65217	45	11-4-0	53	19	31	.57641	32	1	1
DIV. I NON-CONF.		20-2-0	.90909	2	3-0-0	128	164	11	.61197	13	1	1
<hr/>												
TOTALS	RPI 1-25	RPI 26-50		W-L RECORDS		RPI 51-100		RPI 101-150		RPI 150+		
30-16-0	3-6-0	6-5-0		OVERALL		8-1-0		4-4-0		9-0-0		
18-5-0	2-1-0	3-1-0		HOME		4-0-0		3-3-0		6-0-0		
8-10-0	1-5-0	3-4-0		AWAY		2-1-0		1-0-0		1-0-0		
4-1-0	0-0-0	0-0-0		NEUTRAL		2-0-0		0-1-0		2-0-0		
20-2-0	0-0-0	2-0-0		NON-CONFERENCE		5-1-0		4-1-0		9-0-0		
11-0-0	0-0-0	1-0-0		HOME		1-0-0		3-0-0		6-0-0		
5-1-0	0-0-0	1-0-		AWAY		2-1-0		1-0-0		1-0-0		
4-1-0	0-0-0	0-0-0		NEUTRAL		2-0-0		0-1-0		2-0-0		
10-14-0	3-6-0	4-5-0		CONFERENCE		3-0-0		0-3-0		0-0-0		
7-5-0	2-1-0	2-1-0		HOME		3-0-0		0-3-0		0-0-0		
3-9-0	1-5-0	2-4-0		AWAY		0-0-0		0-0-0		0-0-0		
0-0-0	0-0-0	0-0-0		NEUTRAL		0-0-0		0-0-0		0-0-0		
RPI	S	Opponent	Score	RPI	S	Opponent	Score	RPI	S	Opponent	Score	
1	A	Florida St.	1 2	36	A	Coastal Caro.	3 1	62	H	Boston College	8 4	
1	A	Florida St.	4 11	36	H	Coastal Caro.	4 3	62	H	Boston College	8 4	
1	A	Florida St.	2 5	37	A	Wake Forest	1 5	62	H	Boston College	8 4	
17	H	Miami (FL)	4 6	37	A	Wake Forest	8 6	81	A	Kennesaw St.	3 2	
17	H	Miami (FL)	3 2	37	A	Wake Forest	6 8	81	A	Kennesaw St.	3 6	
17	H	Miami (FL)	5 4	38	A	Georgia Tech	3 12	93	A	Radford	13 5	
19	A	Virginia	5 6	38	A	Georgia Tech	1 9	93	H	Radford	7 3	
19	A	Virginia	3 4	38	A	Georgia Tech	12 9	94	N	Bradley	6 4	
19	A	Virginia	10 8	39	H	Maryland	6 2	94	N	Bradley	11 1	
				39	H	Maryland	7 5					
				39	H	Maryland	1 8					

Non-Div. I Games:

Virginia Tech

37 A Wake Forest	6	8
37 A Wake Forest	1	5

V
i
r
g
i
n
i
a
T
e
c
h

V
i
r
g
i
n
i
a
T
e
c
h

Average RPI Win: 84		WON-LOST	WINNING	LAST 15	STRENGTH OF		OPP. STRENGTH	TEAM	ADJ	CONF.	ADJ CONF.
Average RPI Loss: 49		RECORD	PCT. RANK	GAMES	SCHEDULE		OF SCHEDULE	RPI	RPI	RPI	RPI
DIV. I ONLY		26-19-0	.57778	94	10-5-0		19	8	32	.57625	33
DIV. I NON-CONF.		12-9-0	.57143	102	2-2-0		31	66	48	.55921	50
TOTALS		RPI 1-25	RPI 26-50		W-L RECORDS		RPI 51-100		RPI 101-150		RPI 150+
26-19-0		4-11-0	8-3-0		OVERALL		4-2-0		6-1-0		4-2-0
15-12-0		4-6-0	1-2-0		HOME		3-1-0		3-1-0		4-2-0
10-6-0		0-4-0	6-1-0		AWAY		1-1-0		3-0-0		0-0-0
1-1-0		0-1-0	1-0-0		NEUTRAL		0-0-0		0-0-0		0-0-0
12-9-0		1-2-0	3-2-0		NON-CONFERENCE		1-2-0		3-1-0		4-2-0
9-6-0		1-0-0	1-2-0		HOME		0-1-0		3-1-0		4-2-0
2-2-0		0-1-0	1-0-		AWAY		1-1-0		0-0-0		0-0-0
1-1-0		0-1-0	1-0-0		NEUTRAL		0-0-0		0-0-0		0-0-0
14-10-0		3-9-0	5-1-0		CONFERENCE		3-0-0		3-0-0		0-0-0
6-6-0		3-6-0	0-0-0		HOME		3-0-0		0-0-0		0-0-0
8-4-0		0-3-0	5-1-0		AWAY		0-0-0		3-0-0		0-0-0
0-0-0		0-0-0	0-0-0		NEUTRAL		0-0-0		0-0-0		0-0-0
RPI S	Opponent	Score	RPI S	Opponent	Score	RPI S	Opponent	Score	RPI S	Opponent	Score
6 H	North Carolina	3 4	36 H	Coastal Caro.	7 10	62 H	Boston College	6 3	105 H	UAB	1 2
6 H	North Carolina	3 6	38 A	Georgia Tech	13 7	62 H	Boston College	5 1	105 H	UAB	6 1
6 H	North Carolina	5 6	38 A	Georgia Tech	5 6	62 H	Boston College	6 4	105 H	UAB	7 4
9 A	South Carolina	6 9	38 A	Georgia Tech	11 8	83 A	Western Caro.	4 8	114 A	Duke	4 2
9 H	South Carolina	6 5	39 A	Maryland	5 4	83 H	Western Caro.	8 13	114 A	Duke	11 5
9 N	South Carolina	2 3	39 A	Maryland	5 3	99 A	Furman	12 5	114 A	Duke	4 1
14 H	North Carolina St.	1 3	39 A	Maryland	7 2				140 H	Holy Cross	16 4
14 H	North Carolina St.	3 6	43 H	Elon	6 2				187 H	Presbyterian	4 8
14 H	North Carolina St.	7 6	43 N	Elon	4 2				193 H	Winthrop	11 0
17 H	Miami (FL)	3 1	46 A	Georgia	10 5				210 H	Maine	9 6
17 H	Miami (FL)	3 1	46 H	Georgia	7 8				210 H	Maine	9 5
17 H	Miami (FL)	2 4							210 H	Maine	5 6
19 A	Virginia	3 5							219 H	Charleston So.	3 2
19 A	Virginia	1 5									
19 A	Virginia	3 6									
			LAST 15 GAMES								
			38 A	Georgia Tech	11 8	219 H	Charleston So.	3 2			
			38 A	Georgia Tech	13 7	14 H	North Carolina St.	3 6			
			38 A	Georgia Tech	5 6	14 H	North Carolina St.	1 3			
			36 H	Coastal Caro.	7 10						
			39 A	Maryland	7 2						

Non-Div. I Games:

Clemson

39 A Maryland	5	3
39 A Maryland	5	4

C
l
e
m
s
o
n

C
l
e
m
s
o
n

Average RPI Win:		166	WON-LOST RECORD		WINNING PCT. RANK		LAST 15 GAMES		STRENGTH OF SCHEDULE		OPP. STRENGTH OF SCHEDULE		TEAM RPI		ADJ RPI		CONF. RPI		ADJ CONF. RPI	
DIV. I ONLY			29-14-0		.67442 35		10-5-0		54		133		37		.57541 34		19		19	
DIV. I NON-CONF.			29-14-0		.67442 55		10-5-0		46		132		40		.57541 40		20		20	
TOTALS		RPI 1-25		RPI 26-50		W-L RECORDS		RPI 51-100		RPI 101-150		RPI 150+								
29-14-0		0-3-0		3-3-0		OVERALL		4-6-0		5-2-0		17-0-0								
20-2-0		0-0-0		2-1-0		HOME		1-0-0		3-1-0		14-0-0								
9-12-0		0-3-0		1-2-0		AWAY		3-6-0		2-1-0		3-0-0								
0-0-0		0-0-0		0-0-0		NEUTRAL		0-0-0		0-0-0		0-0-0								
29-14-0		0-3-0		3-3-0		NON-CONFERENCE		4-6-0		5-2-0		17-0-0								
20-2-0		0-0-0		2-1-0		HOME		1-0-0		3-1-0		14-0-0								
9-12-0		0-3-0		1-0-		AWAY		3-6-0		2-1-0		3-0-0								
0-0-0		0-0-0		0-0-0		NEUTRAL		0-0-0		0-0-0		0-0-0								
0-0-0		0-0-0		0-0-0		CONFERENCE		0-0-0		0-0-0		0-0-0								
0-0-0		0-0-0		0-0-0		HOME		0-0-0		0-0-0		0-0-0								
0-0-0		0-0-0		0-0-0		AWAY		0-0-0		0-0-0		0-0-0								
0-0-0		0-0-0		0-0-0		NEUTRAL		0-0-0		0-0-0		0-0-0								
RPI	S	Opponent		Score		RPI	S	Opponent		Score		RPI	S	Opponent		Score				
11	A	Rice		5	6	40	H	Missouri St.		6	5	55	A	Wichita St.		3	13			
11	A	Rice		3	7	40	H	Missouri St.		10	6	55	A	Wichita St.		7	8			
11	A	Rice		0	2	40	H	Missouri St.		4	8	55	A	Wichita St.		4	1			
						41	A	TCU		4	3	58	A	Oklahoma		8	2			
						42	A	Texas		1	2	58	H	Oklahoma		7	6			
						45	A	Sam Houston St.		3	5	61	A	Indiana St.		5	7			
												61	A	Indiana St.		15	2			
												61	A	Indiana St.		3	6			
												89	A	Texas Tech		1	7			
												100	A	Oklahoma St.		7	9			
														111 H Southern Ill.		11	8			
														111 H Southern Ill.		12	8			
														111 H Southern Ill.		11	6			
														128 A Louisiana Tech		7	3			
														128 A Louisiana Tech		1	2			
														128 A Louisiana Tech		11	3			
														142 H UTSA		4	5			
														182 A Charlotte		8	3			
														182 A Charlotte		6	4			
														182 A Charlotte		3	0			
														189 H A&M-Corpus Christi		5	1			
														189 H A&M-Corpus Christi		14	9			
														189 H A&M-Corpus Christi		13	6			
														232 H Southeast Mo. St.		3	1			
														232 H Southeast Mo. St.		7	6			
														232 H Southeast Mo. St.		3	2			

Non-Div. I Games:

Dallas Baptist

61	A	Indiana St.	3	6
61	A	Indiana St.	15	2

D
a
l
l
a
s
B
a
p
t
i
s
t

D
a
l
l
a
s
B
a
p
t
i
s
t

Average RPI Win:		137	WON-LOST RECORD		WINNING PCT. RANK	LAST 15 GAMES		STRENGTH OF SCHEDULE		OPP. STRENGTH OF SCHEDULE	TEAM RPI	ADJ RPI	CONF. RPI	ADJ CONF. RPI			
Average RPI Loss:		96	31-13-0		.70455	22	10-5-0	89		75	34	.57527	35	14	14		
DIV. I ONLY			19-7-0		.73077	35	3-0-0	71		14	29	.58874	28	15	15		
DIV. I NON-CONF.																	
TOTALS		RPI 1-25		RPI 26-50		W-L RECORDS		RPI 51-100		RPI 101-150		RPI 150+					
31-13-0		3-3-0		2-1-0		OVERALL		8-4-0		4-2-0		14-3-0					
22-7-0		2-1-0		2-1-0		HOME		4-3-0		2-0-0		12-2-0					
6-4-0		1-1-0		0-0-0		AWAY		2-1-0		1-1-0		2-1-0					
3-2-0		0-1-0		0-0-0		NEUTRAL		2-0-0		1-1-0		0-0-0					
19-7-0		3-3-0		2-1-0		NON-CONFERENCE		3-0-0		4-2-0		7-1-0					
14-3-0		2-1-0		2-1-0		HOME		1-0-0		2-0-0		7-1-0					
2-2-0		1-1-0		0-0-		AWAY		0-0-0		1-1-0		0-0-0					
3-2-0		0-1-0		0-0-0		NEUTRAL		2-0-0		1-1-0		0-0-0					
12-6-0		0-0-0		0-0-0		CONFERENCE		5-4-0		0-0-0		7-2-0					
8-4-0		0-0-0		0-0-0		HOME		3-3-0		0-0-0		5-1-0					
4-2-0		0-0-0		0-0-0		AWAY		2-1-0		0-0-0		2-1-0					
0-0-0		0-0-0		0-0-0		NEUTRAL		0-0-0		0-0-0		0-0-0					
RPI	S	Opponent		Score		RPI	S	Opponent		Score		RPI	S	Opponent		Score	
5	A	Purdue		1	2	27	H	Pepperdine		2	3	51	N	Michigan St.		7	6
10	A	Kentucky		12	0	27	H	Pepperdine		7	3	57	N	Illinois		4	3
10	H	Kentucky		10	2	27	H	Pepperdine		3	1	63	H	Ohio St.		20	0
22	H	Ole Miss		4	3							77	H	Connecticut		5	0
22	H	Ole Miss		8	18							77	H	Connecticut		4	7
23	N	East Carolina		4	9							77	H	Connecticut		14	6
												82	A	South Fla.		1	5
												82	A	South Fla.		6	5
												82	A	South Fla.		12	1
												95	H	Seton Hall		12	7
												95	H	Seton Hall		2	3
												95	H	Seton Hall		4	9

Non-Div. I Games:

Louisville

82 A South Fla.	12	1
82 A South Fla.	6	5

L
o
u
i
s
v
i
l
l
e

L
o
u
i
s
v
i
l
l
e

Average RPI Win:		139	WON-LOST RECORD		WINNING PCT. RANK	LAST 15 GAMES		STRENGTH OF SCHEDULE		OPP. STRENGTH OF SCHEDULE	TEAM RPI	ADJ RPI	CONF. RPI	ADJ CONF. RPI			
DIV. I ONLY			30-13-0		.69767	27		11-4-0		73	105	35	.57443	36	15	16	
DIV. I NON-CONF.			18-10-0		.64286	70		2-2-0		99	40	51	.5578	54	17	17	
TOTALS		RPI 1-25		RPI 26-50		W-L RECORDS		RPI 51-100		RPI 101-150		RPI 150+					
30-13-0		1-2-0		3-3-0		OVERALL		9-2-0		4-2-0		13-4-0					
22-7-0		1-1-0		2-1-0		HOME		4-1-0		4-1-0		11-3-0					
8-6-0		0-1-0		1-2-0		AWAY		5-1-0		0-1-0		2-1-0					
0-0-0		0-0-0		0-0-0		NEUTRAL		0-0-0		0-0-0		0-0-0					
18-10-0		1-2-0		3-3-0		NON-CONFERENCE		4-1-0		2-1-0		8-3-0					
17-6-0		1-1-0		2-1-0		HOME		4-1-0		2-0-0		8-3-0					
1-4-0		0-1-0		1-0-		AWAY		0-0-0		0-1-0		0-0-0					
0-0-0		0-0-0		0-0-0		NEUTRAL		0-0-0		0-0-0		0-0-0					
12-3-0		0-0-0		0-0-0		CONFERENCE		5-1-0		2-1-0		5-1-0					
5-1-0		0-0-0		0-0-0		HOME		0-0-0		2-1-0		3-0-0					
7-2-0		0-0-0		0-0-0		AWAY		5-1-0		0-0-0		2-1-0					
0-0-0		0-0-0		0-0-0		NEUTRAL		0-0-0		0-0-0		0-0-0					
RPI	S	Opponent		Score		RPI	S	Opponent		Score		RPI	S	Opponent		Score	
6	A	North Carolina		6	7	28	H	Col. of Charleston		5	1	57	H	Illinois		5	4
14	H	North Carolina St.		3	2	32	A	Virginia Tech		3	4	62	H	Boston College		3	8
19	H	Virginia		3	9	32	H	Virginia Tech		1	3	63	H	Ohio St.		4	1
						33	A	Clemson		10	7	63	H	Ohio St.		3	2
						48	A	UNC Wilmington		4	5	76	A	Liberty		4	2
						48	H	UNC Wilmington		8	6	76	A	Liberty		5	3
												76	A	Liberty		7	1
												77	H	Connecticut		6	2
												93	A	Radford		5	3
												93	A	Radford		3	6
												93	A	Radford		4	2
														105 H UAB		7	0
														108 H High Point		17	7
														108 H High Point		9	7
														108 H High Point		5	8
														123 A Citadel		0	3
														123 H Citadel		6	2
														166 A Gardner-Webb		3	7
														166 A Gardner-Webb		11	4
														166 A Gardner-Webb		5	2
														172 H Toledo		7	10
														172 H Toledo		10	4
														186 H Marist		4	5
														204 H Pittsburgh		1	3
														215 H Iowa		1	0
														223 H James Madison		7	1
														230 H Michigan		7	3
														230 H Michigan		6	2
														245 H Albany (NY)		3	2
														245 H Albany (NY)		12	8
														245 H Albany (NY)		7	4
														261 H VMI		3	2
														261 H VMI		3	2
														261 H VMI		3	0
				LAST 15 GAMES													
				76	A	Liberty		7	1	32	A	Virginia Tech		3	4		
				76	A	Liberty		4	2	261	H	VMI		3	2		
				76	A	Liberty		5	3	261	H	VMI		3	0		
				33	A	Clemson		10	7								
				108	H	High Point		17	7								

Non-Div. I Games:

Coastal Caro.

108 H High Point	9	7
108 H High Point	5	8

C
o
a
s
t
a
l
C
a
r
o
.

C
o
a
s
t
a
l
C
a
r
o
.

Average RPI Win:		126	WON-LOST RECORD		WINNING PCT. RANK		LAST 15 GAMES		STRENGTH OF SCHEDULE		OPP. STRENGTH OF SCHEDULE		TEAM RPI		ADJ RPI		CONF. RPI		ADJ CONF. RPI					
Average RPI Loss:		28																						
DIV. I ONLY			26-19-0		.57778		94		7-8-0		25		12		38		.57143		37		1		1	
DIV. I NON-CONF.			17-4-0		.80952		13		3-0-0		175		103		34		.57874		35		1		1	
TOTALS		RPI 1-25		RPI 26-50				W-L RECORDS				RPI 51-100				RPI 101-150				RPI 150+				
26-19-0		3-13-0		7-2-0				OVERALL				1-3-0				2-1-0				13-0-0				
20-5-0		1-2-0		7-2-0				HOME				1-0-0				0-1-0				11-0-0				
6-14-0		2-11-0		0-0-0				AWAY				0-3-0				2-0-0				2-0-0				
0-0-0		0-0-0		0-0-0				NEUTRAL				0-0-0				0-0-0				0-0-0				
17-4-0		1-3-0		0-0-0				NON-CONFERENCE				1-0-0				2-1-0				13-0-0				
12-1-0		0-0-0		0-0-0				HOME				1-0-0				0-1-0				11-0-0				
5-3-0		1-3-0		0-0-				AWAY				0-0-0				2-0-0				2-0-0				
0-0-0		0-0-0		0-0-0				NEUTRAL				0-0-0				0-0-0				0-0-0				
9-15-0		2-10-0		7-2-0				CONFERENCE				0-3-0				0-0-0				0-0-0				
8-4-0		1-2-0		7-2-0				HOME				0-0-0				0-0-0				0-0-0				
1-11-0		1-8-0		0-0-0				AWAY				0-3-0				0-0-0				0-0-0				
0-0-0		0-0-0		0-0-0				NEUTRAL				0-0-0				0-0-0				0-0-0				
RPI	S	Opponent		Score		RPI	S	Opponent		Score		RPI	S	Opponent		Score		RPI	S	Opponent		Score		
1	H	Florida St.		4	5	32	H	Virginia Tech		8	6	62	A	Boston College		0	1	108	A	High Point		2	0	
1	H	Florida St.		7	5	32	H	Virginia Tech		5	1	62	A	Boston College		5	9	108	H	High Point		15	16	
1	H	Florida St.		2	3	32	H	Virginia Tech		6	8	62	A	Boston College		1	6	117	A	UNC Greensboro		10	2	
6	A	North Carolina		3	7	38	H	Georgia Tech		4	2	90	H	Ga. Southern		14	4	156	H	Valparaiso		13	4	
6	A	North Carolina		7	6	38	H	Georgia Tech		7	8							156	H	Valparaiso		3	0	
6	A	North Carolina		3	4	38	H	Georgia Tech		11	3							171	H	UNC Asheville		9	8	
14	A	North Carolina St.		4	5	39	H	Maryland		9	6							182	A	Charlotte		12	7	
14	A	North Carolina St.		2	6	39	H	Maryland		10	5							193	A	Winthrop		5	2	
14	A	North Carolina St.		5	9	39	H	Maryland		4	3							202	H	Eastern Mich.		8	7	
19	A	Virginia		1	4													202	H	Eastern Mich.		12	3	
19	A	Virginia		2	11													218	H	Marshall		6	1	
19	A	Virginia		4	9													218	H	Marshall		5	1	
21	A	New Mexico St.		3	5													226	H	Georgetown		5	2	
21	A	New Mexico St.		8	5													231	H	Cincinnati		7	0	
21	A	New Mexico St.		1	3													246	H	NJIT		12	7	
21	A	New Mexico St.		9	13													284	H	UMBC		10	2	
LAST 15 GAMES																								
						62	A	Boston College		5	9	117	A	UNC Greensboro		10	2							
						62	A	Boston College		1	6	38	H	Georgia Tech		11	3							
						62	A	Boston College		0	1	38	H	Georgia Tech		7	8							
						193	A	Winthrop		5	2													
						32	H	Virginia Tech		6	8													

Non-Div. I Games:

Wake Forest

32 H Virginia Tech	8	6
32 H Virginia Tech	5	1

Wake Forest

Wake Forest

Average RPI Win: 87		WON-LOST	WINNING	LAST 15	STRENGTH OF		OPP. STRENGTH	TEAM	ADJ	CONF.	ADJ CONF.
Average RPI Loss: 50		RECORD	PCT. RANK	GAMES	SCHEDULE		OF SCHEDULE	RPI	RPI	RPI	RPI
DIV. I ONLY		26-19-0	.57778	94	7-8-0		22	9	36	.57131	38
DIV. I NON-CONF.		16-5-0	.7619	25	3-0-0		61	62	24	.59203	26
TOTALS		RPI 1-25	RPI 26-50		W-L RECORDS		RPI 51-100		RPI 101-150		RPI 150+
26-19-0		3-6-0	5-6-0		OVERALL		10-4-0		4-2-0		4-1-0
15-9-0		0-3-0	3-3-0		HOME		7-2-0		3-1-0		2-0-0
9-9-0		3-3-0	1-3-0		AWAY		3-2-0		0-0-0		2-1-0
2-1-0		0-0-0	1-0-0		NEUTRAL		0-0-0		1-1-0		0-0-0
16-5-0		0-0-0	1-1-0		NON-CONFERENCE		9-2-0		2-1-0		4-1-0
10-2-0		0-0-0	0-0-0		HOME		7-2-0		1-0-0		2-0-0
4-2-0		0-0-0	0-0-		AWAY		2-0-0		0-0-0		2-1-0
2-1-0		0-0-0	1-0-0		NEUTRAL		0-0-0		1-1-0		0-0-0
10-14-0		3-6-0	4-5-0		CONFERENCE		1-2-0		2-1-0		0-0-0
5-7-0		0-3-0	3-3-0		HOME		0-0-0		2-1-0		0-0-0
5-7-0		3-3-0	1-2-0		AWAY		1-2-0		0-0-0		0-0-0
0-0-0		0-0-0	0-0-0		NEUTRAL		0-0-0		0-0-0		0-0-0
RPI S	Opponent	Score	RPI S	Opponent	Score	RPI S	Opponent	Score	RPI S	Opponent	Score
1 H	Florida St.	7 12	32 H	Virginia Tech	9 12	62 A	Boston College	7 15	106 H	Mercer	6 4
1 H	Florida St.	4 8	32 H	Virginia Tech	9 1	62 A	Boston College	3 4	114 H	Duke	3 4
1 H	Florida St.	1 2	32 H	Virginia Tech	12 3	62 A	Boston College	2 1	114 H	Duke	8 0
6 A	North Carolina	11 4	33 H	Clemson	6 5	63 H	Ohio St.	12 4	114 H	Duke	1 0
6 A	North Carolina	4 2	33 H	Clemson	7 13	63 H	Ohio St.	3 7	132 N	Kent St.	0 5
6 A	North Carolina	6 12	33 H	Clemson	8 11	63 H	Ohio St.	13 4	132 N	Kent St.	6 2
14 A	North Carolina St.	3 8	37 A	Wake Forest	3 11	79 H	Rutgers	6 3	170 A	Georgia St.	4 5
14 A	North Carolina St.	5 8	37 A	Wake Forest	2 4	79 H	Rutgers	16 2	170 H	Georgia St.	8 4
14 A	North Carolina St.	14 6	37 A	Wake Forest	8 7	79 H	Rutgers	9 4	193 A	Winthrop	5 3
			46 A	Georgia	1 7	81 A	Kennesaw St.	7 3	193 A	Winthrop	5 0
			46 N	Georgia	4 3	81 H	Kennesaw St.	11 5	254 H	Wagner	15 4
						90 A	Ga. Southern	11 9			
						90 H	Ga. Southern	3 5			
						90 H	Ga. Southern	10 5			
LAST 15 GAMES											
			33 H	Clemson	8 11	170 H	Georgia St.	8 4			
			33 H	Clemson	7 13	37 A	Wake Forest	3 11			
			33 H	Clemson	6 5	37 A	Wake Forest	8 7			
			46 N	Georgia	4 3						
			6 A	North Carolina	4 2						

Non-Div. I Games:

Georgia Tech

6 A North Carolina	6	12
6 A North Carolina	11	4

G
e
o
r
g
i
a
T
e
c
h

G
e
o
r
g
i
a
T
e
c
h

Average RPI Win:		125	WON-LOST RECORD		WINNING PCT. RANK		LAST 15 GAMES		STRENGTH OF SCHEDULE		OPP. STRENGTH OF SCHEDULE		TEAM RPI		ADJ RPI		CONF. RPI		ADJ CONF. RPI	
DIV. I ONLY			28-19-0		.59574 76		8-7-0		46		16		41		.57044 39		1		1	
DIV. I NON-CONF.			20-3-0		.86957 4		4-0-0		78		134		8		.62024 4		1		1	
TOTALS		RPI 1-25		RPI 26-50		W-L RECORDS		RPI 51-100		RPI 101-150		RPI 150+								
28-19-0		8-6-0		1-8-0		OVERALL		3-2-0		2-2-0		14-1-0								
17-8-0		3-3-0		0-3-0		HOME		0-0-0		2-2-0		12-0-0								
9-11-0		4-3-0		1-5-0		AWAY		2-2-0		0-0-0		2-1-0								
2-0-0		1-0-0		0-0-0		NEUTRAL		1-0-0		0-0-0		0-0-0								
20-3-0		4-1-0		0-0-0		NON-CONFERENCE		2-0-0		0-1-0		14-1-0								
12-1-0		0-0-0		0-0-0		HOME		0-0-0		0-1-0		12-0-0								
6-2-0		3-1-0		0-0-		AWAY		1-0-0		0-0-0		2-1-0								
2-0-0		1-0-0		0-0-0		NEUTRAL		1-0-0		0-0-0		0-0-0								
8-16-0		4-5-0		1-8-0		CONFERENCE		1-2-0		2-1-0		0-0-0								
5-7-0		3-3-0		0-3-0		HOME		0-0-0		2-1-0		0-0-0								
3-9-0		1-2-0		1-5-0		AWAY		1-2-0		0-0-0		0-0-0								
0-0-0		0-0-0		0-0-0		NEUTRAL		0-0-0		0-0-0		0-0-0								
RPI	S	Opponent		Score		RPI	S	Opponent		Score		RPI	S	Opponent		Score				
4	A	UCLA		2	1	32	A	Virginia Tech		8	1	62	A	Boston College		3	10			
4	A	UCLA		5	6	32	A	Virginia Tech		5	7	62	A	Boston College		4	5			
4	A	UCLA		5	1	32	A	Virginia Tech		2	6	62	A	Boston College		7	1			
5	N	Purdue		11	1	33	H	Clemson		4	5	69	A	St. John's (NY)		16	4			
6	H	North Carolina		5	9	33	H	Clemson		3	5	83	N	Western Caro.		3	0			
6	H	North Carolina		1	0	33	H	Clemson		2	7									
6	H	North Carolina		3	4	37	A	Wake Forest		6	9									
14	H	North Carolina St.		2	3	37	A	Wake Forest		5	10									
14	H	North Carolina St.		7	6	37	A	Wake Forest		3	4									
14	H	North Carolina St.		4	0															
17	A	Miami (FL)		1	4															
17	A	Miami (FL)		1	9															
17	A	Miami (FL)		6	4															
23	A	East Carolina		2	1															
						LAST 15 GAMES														
						32	A	Virginia Tech		2	6	33	H	Clemson		4	5			
						32	A	Virginia Tech		8	1	223	H	James Madison		3	0			
						32	A	Virginia Tech		5	7	114	H	Duke		3	5			
						178	H	Towson		2	1									
						178	A	Towson		9	1									

Non-Div. I Games:

Maryland

33 H Clemson	2	7
33 H Clemson	3	5

M
a
r
y
l
a
n
d

M
a
r
y
l
a
n
d

Average RPI Win:		134	WON-LOST RECORD		WINNING PCT. RANK	LAST 15 GAMES	STRENGTH OF SCHEDULE		OPP. STRENGTH OF SCHEDULE	TEAM RPI	ADJ RPI	CONF. RPI	ADJ CONF. RPI
Average RPI Loss:		108											
DIV. I ONLY		31-14-0			.68889 32	9-6-0	83		108	39	.57026 40	8	8
DIV. I NON-CONF.		21-10-0			.67742 54	2-2-0	108		109	47	.56197 47	12	12
TOTALS		RPI 1-25	RPI 26-50		W-L RECORDS		RPI 51-100		RPI 101-150		RPI 150+		
31-14-0		0-1-0	1-2-0		OVERALL		9-5-0		10-3-0		11-3-0		
16-5-0		0-1-0	0-0-0		HOME		3-1-0		6-2-0		7-1-0		
12-7-0		0-0-0	1-2-0		AWAY		6-4-0		4-1-0		1-0-0		
3-2-0		0-0-0	0-0-0		NEUTRAL		0-0-0		0-0-0		3-2-0		
21-10-0		0-1-0	1-2-0		NON-CONFERENCE		4-2-0		8-2-0		8-3-0		
9-4-0		0-1-0	0-0-0		HOME		1-1-0		4-1-0		4-1-0		
9-4-0		0-0-0	1-0-		AWAY		3-1-0		4-1-0		1-0-0		
3-2-0		0-0-0	0-0-0		NEUTRAL		0-0-0		0-0-0		3-2-0		
10-4-0		0-0-0	0-0-0		CONFERENCE		5-3-0		2-1-0		3-0-0		
7-1-0		0-0-0	0-0-0		HOME		2-0-0		2-1-0		3-0-0		
3-3-0		0-0-0	0-0-0		AWAY		3-3-0		0-0-0		0-0-0		
0-0-0		0-0-0	0-0-0		NEUTRAL		0-0-0		0-0-0		0-0-0		
RPI S	Opponent	Score	RPI S	Opponent	Score	RPI S	Opponent	Score	RPI S	Opponent	Score		
5 H	Purdue	2 4	34 A	Dallas Baptist	5 6	55 A	Wichita St.	6 0	111 H	Southern Ill.	3 8		
			34 A	Dallas Baptist	6 10	55 A	Wichita St.	7 2	111 H	Southern Ill.	1 0		
			34 A	Dallas Baptist	8 4	55 A	Wichita St.	2 3	111 H	Southern Ill.	12 6		
						64 A	Texas-Arlington	9 4	126 A	Oral Roberts	5 3		
						71 H	Illinois St.	14 4	126 A	Oral Roberts	0 1		
						71 H	Illinois St.	10 4	126 H	Oral Roberts	5 0		
						87 H	Missouri	3 4	126 H	Oral Roberts	3 2		
						89 A	Texas Tech	4 2	141 H	Arkansas St.	5 2		
						89 A	Texas Tech	1 4	141 H	Arkansas St.	12 5		
						94 A	Bradley	3 4	148 A	Northwestern St.	9 1		
						94 A	Bradley	1 2	148 A	Northwestern St.	8 3		
						94 A	Bradley	12 2	148 A	Northwestern St.	3 2		
						100 A	Oklahoma St.	7 1	150 H	Saint Louis	0 1		
						100 H	Oklahoma St.	5 2	159 H	Kansas St.	3 0		
									164 H	Kansas	9 8		
									165 H	SIU Edwardsville	10 7		
									165 H	SIU Edwardsville	1 3		
									165 H	SIU Edwardsville	3 0		
									173 N	Stephen F. Austin	5 4		
									173 N	Stephen F. Austin	8 3		
									213 H	Creighton	7 0		
									213 H	Creighton	3 0		
									213 H	Creighton	5 3		
									227 N	Tennessee Tech	2 3		
									227 N	Tennessee Tech	10 8		
									232 A	Southeast Mo. St.	8 1		
									239 N	Houston Baptist	5 11		
			LAST 15 GAMES										
			111 H	Southern Ill.	12 6	150 H	Saint Louis	0 1					
			111 H	Southern Ill.	3 8	71 H	Illinois St.	10 4					
			111 H	Southern Ill.	1 0	71 H	Illinois St.	14 4					
			87 H	Missouri	3 4								
			55 A	Wichita St.	2 3								

Non-Div. I Games:

Missouri St.

55 A Wichita St.	7	2
55 A Wichita St.	6	0

M
i
s
s
o
u
r
i
s
t
.

M
i
s
s
o
u
r
i
s
t
.

T
C
U

TCU				Through Games Of Sunday, April 29															
Average RPI Win: 141		WON-LOST RECORD		WINNING PCT. RANK		LAST 15 GAMES		STRENGTH OF SCHEDULE		OPP. STRENGTH OF SCHEDULE		TEAM RPI		ADJ RPI		CONF. RPI		ADJ CONF. RPI	
DIV. I ONLY		26-15-0		.63415 56		12-3-0		43		94		40		.56847 41		18		17	
DIV. I NON-CONF.		15-11-0		.57692 98		7-2-0		7		11		30		.58695 30		14		14	
TOTALS		RPI 1-25		RPI 26-50		W-L RECORDS		RPI 51-100		RPI 101-150		RPI 150+							
26-15-0		3-5-0		2-2-0		OVERALL		6-6-0		2-0-0		13-2-0							
18-7-0		2-2-0		2-2-0		HOME		5-2-0		1-0-0		8-1-0							
8-8-0		1-3-0		0-0-0		AWAY		1-4-0		1-0-0		5-1-0							
0-0-0		0-0-0		0-0-0		NEUTRAL		0-0-0		0-0-0		0-0-0							
15-11-0		3-5-0		2-2-0		NON-CONFERENCE		5-4-0		2-0-0		3-0-0							
13-6-0		2-2-0		2-2-0		HOME		5-2-0		1-0-0		3-0-0							
2-5-0		1-3-0		0-0-		AWAY		0-2-0		1-0-0		0-0-0							
0-0-0		0-0-0		0-0-0		NEUTRAL		0-0-0		0-0-0		0-0-0							
11-4-0		0-0-0		0-0-0		CONFERENCE		1-2-0		0-0-0		10-2-0							
5-1-0		0-0-0		0-0-0		HOME		0-0-0		0-0-0		5-1-0							
6-3-0		0-0-0		0-0-0		AWAY		1-2-0		0-0-0		5-1-0							
0-0-0		0-0-0		0-0-0		NEUTRAL		0-0-0		0-0-0		0-0-0							
RPI	S	Opponent	Score		RPI	S	Opponent	Score		RPI	S	Opponent	Score		RPI	S	Opponent	Score	
3	A	Baylor	1	7	34	H	Dallas Baptist	3	4	52	A	Texas St.	4	8	122	H	La.-Monroe	9	2
3	H	Baylor	9	4	48	H	UNC Wilmington	4	0	52	H	Texas St.	0	1	142	A	UTSA	7	3
13	A	Cal St. Fullerton	3	2	48	H	UNC Wilmington	5	2	64	A	Texas-Arlington	3	4	163	A	San Diego St.	6	1
13	A	Cal St. Fullerton	10	11	48	H	UNC Wilmington	5	7	64	H	Texas-Arlington	5	1	163	A	San Diego St.	3	5
13	A	Cal St. Fullerton	2	4						84	A	New Mexico	8	9	163	A	San Diego St.	5	1
16	H	Texas A&M	1	4						84	A	New Mexico	7	12	194	H	Manhattan	11	0
22	H	Ole Miss	4	7						84	A	New Mexico	5	4	194	H	Manhattan	12	5
22	H	Ole Miss	5	3						89	H	Texas Tech	2	1	194	H	Manhattan	2	1
										89	H	Texas Tech	7	4	212	A	UNLV	15	6
										100	H	Oklahoma St.	2	0	212	A	UNLV	10	2
										100	H	Oklahoma St.	3	4	212	A	UNLV	5	2
										100	H	Oklahoma St.	6	5	212	H	UNLV	0	11
															212	H	UNLV	2	1
															212	H	UNLV	4	2
															260	H	Air Force	6	1
															260	H	Air Force	5	0
															260	H	Air Force	6	2
LAST 15 GAMES																			
194	H	Manhattan	11	0	122	H	La.-Monroe	9	2										
194	H	Manhattan	12	5	260	H	Air Force	6	2										
194	H	Manhattan	2	1	260	H	Air Force	6	1										
16	H	Texas A&M	1	4															
163	A	San Diego St.	3	5															

163 A San Diego St.	5	1
163 A San Diego St.	6	1

T
C
U

T
C
U

T
e
x
a
s

Texas				Through Games Of Sunday, April 29											
Average RPI Win:		109	WON-LOST RECORD	WINNING PCT. RANK	LAST 15 GAMES	STRENGTH OF SCHEDULE	OPP. STRENGTH OF SCHEDULE	TEAM RPI	ADJ RPI	CONF. RPI	ADJ CONF. RPI				
DIV. I ONLY			25-16-0	.60976 67	9-5-0	52	30	42	.5624 42	4	4				
DIV. I NON-CONF.			13-10-0	.56522 107	3-0-0	49	9	59	.55153 60	6	5				
TOTALS		RPI 1-25		RPI 26-50		W-L RECORDS		RPI 51-100		RPI 101-150		RPI 150+			
25-16-0		2-6-0		1-0-0		OVERALL		11-7-0		2-1-0		9-2-0			
16-6-0		1-1-0		1-0-0		HOME		5-3-0		2-1-0		7-1-0			
7-6-0		0-4-0		0-0-0		AWAY		5-1-0		0-0-0		2-1-0			
2-4-0		1-1-0		0-0-0		NEUTRAL		1-3-0		0-0-0		0-0-0			
13-10-0		1-4-0		1-0-0		NON-CONFERENCE		4-5-0		2-1-0		5-0-0			
11-3-0		0-0-0		1-0-0		HOME		3-2-0		2-1-0		5-0-0			
0-3-0		0-3-0		0-0-		AWAY		0-0-0		0-0-0		0-0-0			
2-4-0		1-1-0		0-0-0		NEUTRAL		1-3-0		0-0-0		0-0-0			
12-6-0		1-2-0		0-0-0		CONFERENCE		7-2-0		0-0-0		4-2-0			
5-3-0		1-1-0		0-0-0		HOME		2-1-0		0-0-0		2-1-0			
7-3-0		0-1-0		0-0-0		AWAY		5-1-0		0-0-0		2-1-0			
0-0-0		0-0-0		0-0-0		NEUTRAL		0-0-0		0-0-0		0-0-0			
RPI	S	Opponent	Score	RPI	S	Opponent	Score	RPI	S	Opponent	Score	RPI	S	Opponent	Score
8	A	Stanford	2 7	34	H	Dallas Baptist	2 1	52	H	Texas St.	6 1	114	H	Duke	4 0
8	A	Stanford	2 6					52	H	Texas St.	2 0	114	H	Duke	5 3
8	A	Stanford	1 15					58	A	Oklahoma	9 5	114	H	Duke	2 5
11	N	Rice	11 8					58	A	Oklahoma	9 4	159	A	Kansas St.	6 4
12	N	Arkansas	3 7					58	A	Oklahoma	7 6	159	A	Kansas St.	8 5
16	A	Texas A&M	5 6					64	H	Texas-Arlington	5 7	159	A	Kansas St.	2 5
16	H	Texas A&M	4 12					68	H	Loyola Marymount	3 1	164	H	Kansas	7 2
16	H	Texas A&M	2 1					68	H	Loyola Marymount	0 1	164	H	Kansas	2 7
								73	N	California	13 3	164	H	Kansas	3 0
								73	N	California	2 12	173	H	Stephen F. Austin	9 1
								73	N	California	5 6	175	H	Central Ark.	4 2
								89	A	Texas Tech	14 3	189	H	A&M-Corpus Christi	9 2
								89	A	Texas Tech	7 4	225	H	Tex.-Pan American	9 5
								89	A	Texas Tech	6 7	239	H	Houston Baptist	2 0
								96	N	Tennessee	4 5				
								100	H	Oklahoma St.	3 2				
								100	H	Oklahoma St.	5 0				
								100	H	Oklahoma St.	1 3				
				LAST 15 GAMES											
				16	H	Texas A&M	2 1	52	H	Texas St.	2 0				
				16	H	Texas A&M	4 12	100	H	Oklahoma St.	5 0				
				16	A	Texas A&M	5 6	100	H	Oklahoma St.	3 2				
				175	H	Central Ark.	4 2								
				164	H	Kansas	7 2								

164 H Kansas	3	0
164 H Kansas	2	7

T
e
x
a
s

T
e
x
a
s

Average RPI Win:		115	WON-LOST RECORD		WINNING PCT. RANK		LAST 15 GAMES		STRENGTH OF SCHEDULE		OPP. STRENGTH OF SCHEDULE		TEAM RPI		ADJ RPI		CONF. RPI		ADJ CONF. RPI	
DIV. I ONLY			26-20-0		.56522 106		8-7-0		27		40		43		.56094 43		7		7	
DIV. I NON-CONF.			10-12-0		.45455 171		3-4-0		19		20		76		.53828 77		7		7	
TOTALS		RPI 1-25		RPI 26-50		W-L RECORDS		RPI 51-100		RPI 101-150		RPI 150+								
26-20-0		2-9-0		3-4-0		OVERALL		7-2-0		8-2-0		6-3-0								
16-5-0		2-4-0		1-0-0		HOME		3-0-0		6-0-0		4-1-0								
10-14-0		0-5-0		2-3-0		AWAY		4-2-0		2-2-0		2-2-0								
0-1-0		0-0-0		0-1-0		NEUTRAL		0-0-0		0-0-0		0-0-0								
10-12-0		0-8-0		1-3-0		NON-CONFERENCE		0-0-0		4-0-0		5-1-0								
8-4-0		0-3-0		1-0-0		HOME		0-0-0		3-0-0		4-1-0								
2-7-0		0-5-0		0-0-		AWAY		0-0-0		1-0-0		1-0-0								
0-1-0		0-0-0		0-1-0		NEUTRAL		0-0-0		0-0-0		0-0-0								
16-8-0		2-1-0		2-1-0		CONFERENCE		7-2-0		4-2-0		1-2-0								
8-1-0		2-1-0		0-0-0		HOME		3-0-0		3-0-0		0-0-0								
8-7-0		0-0-0		2-1-0		AWAY		4-2-0		1-2-0		1-2-0								
0-0-0		0-0-0		0-0-0		NEUTRAL		0-0-0		0-0-0		0-0-0								
RPI	S	Opponent		Score		RPI	S	Opponent		Score		RPI	S	Opponent		Score				
6	A	North Carolina		3	11	28	A	Col. of Charleston		1	7	70	A	Samford		7	4			
6	H	North Carolina		0	3	28	A	Col. of Charleston		4	2	70	A	Samford		7	5			
9	A	South Carolina		0	6	28	A	Col. of Charleston		3	2	70	A	Samford		5	3			
9	A	South Carolina		1	8	33	A	Clemson		2	6	90	H	Ga. Southern		7	6			
9	A	South Carolina		2	3	33	N	Clemson		2	4	90	H	Ga. Southern		7	2			
14	A	North Carolina St.		2	14	48	A	UNC Wilmington		5	7	90	H	Ga. Southern		4	3			
14	H	North Carolina St.		1	8	48	H	UNC Wilmington		5	4	99	A	Furman		2	18			
23	H	East Carolina		2	3							99	A	Furman		3	1			
24	H	Appalachian St.		11	2							99	A	Furman		4	5			
24	H	Appalachian St.		0	5															
24	H	Appalachian St.		10	8															
LAST 15 GAMES																				
117 H UNC Greensboro						3	1	108 H High Point						12	3					
117 H UNC Greensboro						10	2	178 H Towson						6	2					
117 H UNC Greensboro						6	4	178 H Towson						0	9					
48 A UNC Wilmington						5	7													
145 A Wofford						13	3													

145 A Wofford	0	2
145 A Wofford	5	11

E
l
o
n

E
l
o
n

Average RPI Win: 106		WON-LOST	WINNING	LAST 15	STRENGTH OF		OPP. STRENGTH	TEAM	ADJ	CONF.	ADJ CONF.
Average RPI Loss: 38		RECORD	PCT. RANK	GAMES	SCHEDULE		OF SCHEDULE	RPI	RPI	RPI	RPI
DIV. I ONLY		21-23-0	.47727	160	3		17	44	.56091	44	2
DIV. I NON-CONF.		12-11-0	.52174	130	15		63	57	.55416	58	2
TOTALS		RPI 1-25	RPI 26-50		W-L RECORDS		RPI 51-100		RPI 101-150		RPI 150+
21-23-0		3-12-0	6-6-0		OVERALL		1-1-0		6-4-0		5-0-0
18-12-0		3-6-0	5-4-0		HOME		1-0-0		4-2-0		5-0-0
3-11-0		0-6-0	1-2-0		AWAY		0-1-0		2-2-0		0-0-0
0-0-0		0-0-0	0-0-0		NEUTRAL		0-0-0		0-0-0		0-0-0
12-11-0		0-6-0	1-2-0		NON-CONFERENCE		1-1-0		5-2-0		5-0-0
11-7-0		0-3-0	1-2-0		HOME		1-0-0		4-2-0		5-0-0
1-4-0		0-3-0	0-0-		AWAY		0-1-0		1-0-0		0-0-0
0-0-0		0-0-0	0-0-0		NEUTRAL		0-0-0		0-0-0		0-0-0
9-12-0		3-6-0	5-4-0		CONFERENCE		0-0-0		1-2-0		0-0-0
7-5-0		3-3-0	4-2-0		HOME		0-0-0		0-0-0		0-0-0
2-7-0		0-3-0	1-2-0		AWAY		0-0-0		1-2-0		0-0-0
0-0-0		0-0-0	0-0-0		NEUTRAL		0-0-0		0-0-0		0-0-0
RPI S	Opponent	Score		RPI S	Opponent	Score		RPI S	Opponent	Score	
2 A	Florida	2	10	26 H	San Diego	1	2	60 A	Belmont	5	6
2 A	Florida	1	5	26 H	San Diego	7	0	60 H	Belmont	7	0
2 A	Florida	2	8	26 H	San Diego	7	9				
8 A	Stanford	5	18	31 A	Mississippi St.	7	8				
8 A	Stanford	3	8	31 A	Mississippi St.	4	3				
8 A	Stanford	5	9	31 A	Mississippi St.	4	7				
9 H	South Carolina	12	4	46 H	Auburn	2	5				
9 H	South Carolina	4	6	46 H	Auburn	5	4				
9 H	South Carolina	3	8	46 H	Auburn	11	2				
10 H	Kentucky	2	5	46 H	Georgia	5	4				
10 H	Kentucky	4	3	46 H	Georgia	0	1				
10 H	Kentucky	6	1	46 H	Georgia	5	3				
15 H	Oregon	6	7								
15 H	Oregon	2	4								
15 H	Oregon	2	7								
				LAST 15 GAMES							
				10 H	Kentucky	6	1	144 H	Middle Tenn.	5	1
				10 H	Kentucky	4	3	46 H	Auburn	11	2
				10 H	Kentucky	2	5	46 H	Auburn	2	5
				144 A	Middle Tenn.	8	4				
				135 A	Alabama	9	7				

Non-Div. I Games:

Vanderbilt

135 A Alabama	6	8
135 A Alabama	4	6

V
a
n
d
e
r
b
i
l
l
t

V
a
n
d
e
r
b
i
l
l
t

[illegible]

Non-Div. I Games:

Sam Houston St.

206	A	McNeese St.	4	0
206	A	McNeese St.	5	2

RPI	S	Opponent	Score	
206	A	McNeese St.	1	5
206	A	McNeese St.	4	0
239	H	Houston Baptist	8	3
239	H	Houston Baptist	9	8
258	H	Prairie View	8	1
279	H	Texas Southern	14	6

Sam Houston St.

S
a
m
H
o
u
s
t
o
n
S
t
.

S
a
m
H
o
u
s
t
o
n
S
t
.

Average RPI Win: 116		WON-LOST RECORD		WINNING PCT. RANK		LAST 15 GAMES		STRENGTH OF SCHEDULE		OPP. STRENGTH OF SCHEDULE		TEAM RPI		ADJ RPI		CONF. RPI		ADJ CONF. RPI			
DIV. I ONLY		25-19-0		.56818 102		8-7-0		40		25		48		.56032 46		2		2			
DIV. I NON-CONF.		14-8-0		.63636 72		4-0-0		79		126		55		.5568 55		2		2			
TOTALS		RPI 1-25		RPI 26-50		W-L RECORDS		RPI 51-100		RPI 101-150		RPI 150+									
25-19-0		5-8-0		3-3-0		OVERALL		7-5-0		2-3-0		8-0-0									
19-10-0		2-5-0		2-1-0		HOME		7-4-0		1-0-0		7-0-0									
5-9-0		3-3-0		1-2-0		AWAY		0-1-0		0-3-0		1-0-0									
1-0-0		0-0-0		0-0-0		NEUTRAL		0-0-0		1-0-0		0-0-0									
14-8-0		1-3-0		0-0-0		NON-CONFERENCE		4-5-0		1-0-0		8-0-0									
12-5-0		0-1-0		0-0-0		HOME		4-4-0		1-0-0		7-0-0									
2-3-0		1-2-0		0-0-		AWAY		0-1-0		0-0-0		1-0-0									
0-0-0		0-0-0		0-0-0		NEUTRAL		0-0-0		0-0-0		0-0-0									
11-11-0		4-5-0		3-3-0		CONFERENCE		3-0-0		1-3-0		0-0-0									
7-5-0		2-4-0		2-1-0		HOME		3-0-0		0-0-0		0-0-0									
3-6-0		2-1-0		1-2-0		AWAY		0-0-0		0-3-0		0-0-0									
1-0-0		0-0-0		0-0-0		NEUTRAL		0-0-0		1-0-0		0-0-0									
RPI S	Opponent		Score		RPI S	Opponent		Score		RPI S	Opponent		Score		RPI S	Opponent		Score			
5 H	Purdue		8	9	31 H	Mississippi St.		3	5	60 H	Belmont		3	2	135 A	Alabama		2	6		
7 H	LSU		3	2	31 H	Mississippi St.		10	6	60 H	Belmont		1	3	135 A	Alabama		3	4		
7 H	LSU		4	3	31 H	Mississippi St.		8	2	60 H	Belmont		6	5	135 A	Alabama		6	10		
7 H	LSU		3	4	44 A	Vanderbilt		4	5	70 A	Samford		5	8	135 N	Alabama		8	3		
9 H	South Carolina		3	5	44 A	Vanderbilt		5	2	70 H	Samford		7	5	149 H	South Ala.		7	0		
9 H	South Carolina		5	12	44 A	Vanderbilt		2	11	87 H	Missouri		5	2	160 A	Troy		7	0		
9 H	South Carolina		7	11					87 H	Missouri		3	4	160 H	Troy		7	4			
18 A	Arizona		4	15					87 H	Missouri		4	6	219 H	Charleston So.		13	1			
18 A	Arizona		8	3					96 H	Tennessee		12	5	253 H	Alabama St.		12	4			
18 A	Arizona		1	8					96 H	Tennessee		11	4	253 H	Alabama St.		7	1			
22 A	Ole Miss		10	4					96 H	Tennessee		12	3	265 H	Alcorn St.		7	1			
22 A	Ole Miss		1	2					98 H	Southern Miss.		4	5	265 H	Alcorn St.		22	0			
22 A	Ole Miss		3	2										296 H	Alabama A&M		7	1			
					LAST 15 GAMES																
					96 H Tennessee					11	4	296 H Alabama A&M					7	1			
					96 H Tennessee					12	3	160 H Troy					7	4			
					96 H Tennessee					12	5	44 A Vanderbilt					2	11			
					160 A Troy					7	0										
					9 H South Carolina					7	11										

Non-Div. I Games:

Auburn

9 H South Carolina	3	5
9 H South Carolina	5	12

A
u
b
u
r
n

A
u
b
u
r
n

Average RPI Win:		127	WON-LOST RECORD		WINNING PCT. RANK		LAST 15 GAMES		STRENGTH OF SCHEDULE		OPP. STRENGTH OF SCHEDULE		TEAM RPI		ADJ RPI		CONF. RPI		ADJ CONF. RPI	
DIV. I ONLY			25-20-0		.55556 111		6-9-0		35		10		45		.56032 46		2		2	
DIV. I NON-CONF.			16-8-0		.66667 56		2-2-0		198		52		80		.53676 82		2		2	
TOTALS		RPI 1-25		RPI 26-50		W-L RECORDS		RPI 51-100		RPI 101-150		RPI 150+								
25-20-0		6-12-0		3-4-0		OVERALL		4-3-0		0-0-0		12-1-0								
19-11-0		3-6-0		1-1-0		HOME		3-3-0		0-0-0		12-1-0								
5-8-0		3-6-0		2-2-0		AWAY		0-0-0		0-0-0		0-0-0								
1-1-0		0-0-0		0-1-0		NEUTRAL		1-0-0		0-0-0		0-0-0								
16-8-0		0-3-0		2-2-0		NON-CONFERENCE		2-2-0		0-0-0		12-1-0								
14-7-0		0-3-0		1-1-0		HOME		1-2-0		0-0-0		12-1-0								
1-0-0		0-0-0		1-0-		AWAY		0-0-0		0-0-0		0-0-0								
1-1-0		0-0-0		0-1-0		NEUTRAL		1-0-0		0-0-0		0-0-0								
9-12-0		6-9-0		1-2-0		CONFERENCE		2-1-0		0-0-0		0-0-0								
5-4-0		3-3-0		0-0-0		HOME		2-1-0		0-0-0		0-0-0								
4-8-0		3-6-0		1-2-0		AWAY		0-0-0		0-0-0		0-0-0								
0-0-0		0-0-0		0-0-0		NEUTRAL		0-0-0		0-0-0		0-0-0								
RPI	S	Opponent		Score		RPI	S	Opponent		Score		RPI	S	Opponent		Score				
2	A	Florida		3	6	33	A	Clemson		8	7	76	H	Liberty		5	3			
2	A	Florida		5	3	33	H	Clemson		5	10	81	N	Kennesaw St.		3	2			
2	A	Florida		2	3	38	H	Georgia Tech		7	1	83	H	Western Caro.		3	5			
4	H	UCLA		0	2	38	N	Georgia Tech		3	4	96	H	Tennessee		0	3			
4	H	UCLA		6	7	44	A	Vanderbilt		4	5	96	H	Tennessee		4	0			
4	H	UCLA		3	7	44	A	Vanderbilt		1	0	96	H	Tennessee		10	5			
7	A	LSU		4	8	44	A	Vanderbilt		3	5	99	H	Furman		4	5			
7	A	LSU		5	3															
7	A	LSU		5	6															
10	H	Kentucky		8	9															
10	H	Kentucky		7	6															
10	H	Kentucky		2	11															
12	A	Arkansas		0	8															
12	A	Arkansas		4	2															
12	A	Arkansas		3	8															
22	H	Ole Miss		3	8															
22	H	Ole Miss		6	3															
22	H	Ole Miss		8	4															
LAST 15 GAMES																				
						7	A	LSU		5	3	99	H	Furman		4	5			
						7	A	LSU		4	8	76	H	Liberty		5	3			
						7	A	LSU		5	6	22	H	Ole Miss		3	8			
						38	N	Georgia Tech		3	4									
						2	A	Florida		3	6									

Non-Div. I Games:

Georgia

2 A Florida	5	3
2 A Florida	2	3

G
e
o
r
g
i
a

G
e
o
r
g
i
a

Average RPI Win:	152	WON-LOST RECORD	WINNING PCT. RANK	LAST 15 GAMES	STRENGTH OF SCHEDULE	OPP. STRENGTH OF SCHEDULE	TEAM RPI	ADJ RPI	CONF. RPI	ADJ CONF. RPI					
Average RPI Loss:	78														
DIV. I ONLY		27-17-0	.61364	63	11-4-0	66	91	50	.55969	48	17	18			
DIV. I NON-CONF.		10-13-0	.43478	184	4-2-0	9	21	66	.54908	64	18	18			
<hr/>															
TOTALS	RPI 1-25	RPI 26-50		W-L RECORDS		RPI 51-100		RPI 101-150		RPI 150+					
27-17-0	1-6-0	5-4-0		OVERALL		2-2-0		2-1-0		17-4-0					
14-6-0	0-2-0	3-0-0		HOME		0-1-0		2-1-0		9-2-0					
13-11-0	1-4-0	2-4-0		AWAY		2-1-0		0-0-0		8-2-0					
0-0-0	0-0-0	0-0-0		NEUTRAL		0-0-0		0-0-0		0-0-0					
10-13-0	1-6-0	5-4-0		NON-CONFERENCE		0-1-0		0-0-0		4-2-0					
6-5-0	0-2-0	3-0-0		HOME		0-1-0		0-0-0		3-2-0					
4-8-0	1-4-0	2-0-		AWAY		0-0-0		0-0-0		1-0-0					
0-0-0	0-0-0	0-0-0		NEUTRAL		0-0-0		0-0-0		0-0-0					
17-4-0	0-0-0	0-0-0		CONFERENCE		2-1-0		2-1-0		13-2-0					
8-1-0	0-0-0	0-0-0		HOME		0-0-0		2-1-0		6-0-0					
9-3-0	0-0-0	0-0-0		AWAY		2-1-0		0-0-0		7-2-0					
0-0-0	0-0-0	0-0-0		NEUTRAL		0-0-0		0-0-0		0-0-0					
RPI	S	Opponent	Score	RPI	S	Opponent	Score	RPI	S	Opponent	Score				
14	A	North Carolina St.	0 10	28	A	Col. of Charleston	6 3	69	H	St. John's (NY)	0 3	120	H	Hofstra	2 1
14	H	North Carolina St.	3 8	28	H	Col. of Charleston	7 3	92	A	VCU	4 5	120	H	Hofstra	2 4
22	A	Ole Miss	4 6	36	A	Coastal Caro.	6 8	92	A	VCU	4 0	120	H	Hofstra	10 3
22	A	Ole Miss	0 2	36	H	Coastal Caro.	5 4	92	A	VCU	9 6	170	A	Georgia St.	15 0
22	A	Ole Miss	5 10	41	A	TCU	7 5					170	A	Georgia St.	7 8
23	A	East Carolina	10 1	41	A	TCU	2 5					170	A	Georgia St.	7 3
23	H	East Carolina	0 5	41	A	TCU	0 4					171	H	UNC Asheville	8 1
				43	A	Elon	4 5					171	H	UNC Asheville	2 7
				43	H	Elon	7 5					190	A	Delaware	7 0
												190	A	Delaware	2 3
												190	A	Delaware	22 3
												200	A	Northeastern	7 2
												200	A	Northeastern	10 2
												200	A	Northeastern	7 3
												209	H	Old Dominion	4 3
												209	H	Old Dominion	7 3
												209	H	Old Dominion	10 4
												219	A	Charleston So.	10 4
												223	H	James Madison	14 3
												223	H	James Madison	8 7
												223	H	James Madison	10 7
												235	H	Ohio	4 6
												235	H	Ohio	5 2
												235	H	Ohio	6 5
<hr/>															
				LAST 15 GAMES											
				170	A	Georgia St.	7 8	23	A	East Carolina	10 1	235	H	Ohio	6 5
				170	A	Georgia St.	7 3	120	H	Hofstra	2 4				
				170	A	Georgia St.	15 0	120	H	Hofstra	2 1				
				43	H	Elon	7 5								
				200	A	Northeastern	10 2								

Non-Div. I Games:

UNC Wilmington

200 A Northeastern	7	2
200 A Northeastern	7	3

U
N
C
W
i
l
m
i
n
g
t
o
n

U
N
C
W
i
l
m
i
n
g
t
o
n

Average RPI Win: 122		WON-LOST RECORD		WINNING PCT. RANK		LAST 15 GAMES		STRENGTH OF SCHEDULE		OPP. STRENGTH OF SCHEDULE		TEAM RPI		ADJ RPI		CONF. RPI		ADJ CONF. RPI	
DIV. I ONLY		23-18-0		.56098 109		7-8-0		36		43		49		.55921 49		3		3	
DIV. I NON-CONF.		15-8-0		.65217 64		2-2-0		88		116		50		.56023 48		3		3	
TOTALS		RPI 1-25		RPI 26-50		W-L RECORDS		RPI 51-100		RPI 101-150		RPI 150+							
23-18-0		4-5-0		1-4-0		OVERALL		5-6-0		1-0-0		12-3-0							
12-9-0		4-5-0		0-2-0		HOME		0-1-0		0-0-0		8-1-0							
11-9-0		0-0-0		1-2-0		AWAY		5-5-0		1-0-0		4-2-0							
0-0-0		0-0-0		0-0-0		NEUTRAL		0-0-0		0-0-0		0-0-0							
15-8-0		0-0-0		0-2-0		NON-CONFERENCE		4-4-0		1-0-0		10-2-0							
8-4-0		0-0-0		0-2-0		HOME		0-1-0		0-0-0		8-1-0							
7-4-0		0-0-0		0-0-		AWAY		4-3-0		1-0-0		2-1-0							
0-0-0		0-0-0		0-0-0		NEUTRAL		0-0-0		0-0-0		0-0-0							
8-10-0		4-5-0		1-2-0		CONFERENCE		1-2-0		0-0-0		2-1-0							
4-5-0		4-5-0		0-0-0		HOME		0-0-0		0-0-0		0-0-0							
4-5-0		0-0-0		1-2-0		AWAY		1-2-0		0-0-0		2-1-0							
0-0-0		0-0-0		0-0-0		NEUTRAL		0-0-0		0-0-0		0-0-0							
RPI S	Opponent	Score		RPI S	Opponent	Score		RPI S	Opponent	Score		RPI S	Opponent	Score					
8 H	Stanford	6	4	29 A	Oregon St.	3	2	65 A	Cal Poly	10	5	113 A	Cal St. Northridge	18	6				
8 H	Stanford	6	8	29 A	Oregon St.	0	9	65 A	Cal Poly	0	2	161 H	CSU Bakersfield	4	2				
8 H	Stanford	2	5	29 A	Oregon St.	3	5	65 A	Cal Poly	3	6	161 H	CSU Bakersfield	13	1				
15 H	Oregon	5	0	30 H	Gonzaga	4	6	67 A	UC Irvine	4	3	161 H	CSU Bakersfield	7	3				
15 H	Oregon	2	3	30 H	Gonzaga	5	8	67 A	UC Irvine	7	8	163 A	San Diego St.	12	9				
15 H	Oregon	8	3					67 A	UC Irvine	3	0	163 A	San Diego St.	9	10				
18 H	Arizona	2	10					73 A	California	2	5	163 A	San Diego St.	7	4				
18 H	Arizona	6	5					73 A	California	5	3	174 H	Seattle	1	5				
18 H	Arizona	1	4					73 A	California	6	7	174 H	Seattle	6	0				
								85 A	Portland	6	4	195 A	Utah	0	6				
								85 H	Portland	1	4	195 A	Utah	7	6				
												195 A	Utah	9	1				
												217 H	Saint Joseph's	1	0				
												217 H	Saint Joseph's	9	1				
												217 H	Saint Joseph's	6	0				
												217 H	Saint Joseph's	2	1				

18 H Arizona	1	4
18 H Arizona	2	10

W
a
s
h
i
n
g
t
o
n

W
a
s
h
i
n
g
t
o
n

S
t
e
t
s
o
n

Stetson

109	H	Lipscomb	4	2
109	H	Lipscomb	7	2

RPI	S	Opponent	Score	
228	H	Harvard	9	7
242	H	Penn	14	1

Stetson

S
t
e
t
s
o
n

S
t
e
t
s
o
n

Average RPI Win:		152	WON-LOST RECORD		WINNING PCT. RANK		LAST 15 GAMES		STRENGTH OF SCHEDULE		OPP. STRENGTH OF SCHEDULE		TEAM RPI		ADJ RPI		CONF. RPI		ADJ CONF. RPI		
DIV. I ONLY		27-15-0		.64286		49		9-6-0		94		106		52		.55605		51		12	
DIV. I NON-CONF.		19-8-0		.7037		46		3-1-0		140		132		49		.55957		49		13	
TOTALS		RPI 1-25		RPI 26-50		W-L RECORDS		RPI 51-100		RPI 101-150		RPI 150+									
27-15-0		2-5-0		0-1-0		OVERALL		6-2-0		5-2-0		14-5-0									
11-4-0		0-0-0		0-0-0		HOME		2-1-0		3-1-0		6-2-0									
12-7-0		2-5-0		0-0-0		AWAY		2-0-0		2-1-0		6-1-0									
4-4-0		0-0-0		0-1-0		NEUTRAL		2-1-0		0-0-0		2-2-0									
19-8-0		1-3-0		0-1-0		NON-CONFERENCE		4-1-0		1-0-0		13-3-0									
7-1-0		0-0-0		0-0-0		HOME		0-0-0		1-0-0		6-1-0									
8-3-0		1-3-0		0-0-		AWAY		2-0-0		0-0-0		5-0-0									
4-4-0		0-0-0		0-1-0		NEUTRAL		2-1-0		0-0-0		2-2-0									
8-7-0		1-2-0		0-0-0		CONFERENCE		2-1-0		4-2-0		1-2-0									
4-3-0		0-0-0		0-0-0		HOME		2-1-0		2-1-0		0-1-0									
4-4-0		1-2-0		0-0-0		AWAY		0-0-0		2-1-0		1-1-0									
0-0-0		0-0-0		0-0-0		NEUTRAL		0-0-0		0-0-0		0-0-0									
RPI	S	Opponent		Score		RPI	S	Opponent		Score		RPI	S	Opponent		Score					
3	A	Baylor		4	0	35	N	Louisville		6	7	63	H	Ohio St.		2	1				
5	A	Purdue		5	0							63	H	Ohio St.		10	5				
5	A	Purdue		2	6							63	H	Ohio St.		0	1				
5	A	Purdue		3	4							69	N	St. John's (NY)		11	4				
16	A	Texas A&M		0	4							82	N	South Fla.		1	2				
16	A	Texas A&M		8	9							95	N	Seton Hall		4	3				
16	A	Texas A&M		3	7							99	A	Furman		4	2				
												99	A	Furman		6	2				
												112	H	Notre Dame		8	2				
												116	A	Indiana		20	10				
												116	A	Indiana		6	0				
												116	A	Indiana		2	3				
												130	H	Minnesota		5	4				
												130	H	Minnesota		3	2				
												130	H	Minnesota		2	4				
												154	N	Xavier		8	5				
												188	N	Miami (OH)		13	4				
												188	N	Miami (OH)		0	1				
												198	A	Central Mich.		11	1				
												198	H	Central Mich.		6	5				
												202	A	Eastern Mich.		6	1				
												202	H	Eastern Mich.		5	13				
												203	H	Western Mich.		13	3				
												204	N	Pittsburgh		1	3				
												230	A	Michigan		10	8				
												230	A	Michigan		0	4				
												230	H	Michigan		3	4				
												231	A	Cincinnati		9	4				
												231	A	Cincinnati		4	3				
												231	A	Cincinnati		5	4				
												233	H	Bowling Green		13	3				
												234	H	Oakland		10	1				
												234	H	Oakland		11	2				
												234	H	Oakland		2	1				
LAST 15 GAMES																					
						5	A	Purdue		5	0	203	H	Western Mich.		13	3				
						5	A	Purdue		3	4	116	A	Indiana		20	10				
						5	A	Purdue		2	6	116	A	Indiana		6	0				
						130	H	Minnesota		5	4										
						130	H	Minnesota		3	2										

Non-Div. I Games:

Michigan St.

130	H	Minnesota	2	4
198	A	Central Mich.	11	1

M
i
c
h
i
g
a
n
s
t
.

M
i
c
h
i
g
a
n
s
t
.

Average RPI Win:	121	WON-LOST RECORD	WINNING PCT. RANK	LAST 15 GAMES	STRENGTH OF SCHEDULE	OPP. STRENGTH OF SCHEDULE	TEAM RPI	ADJ RPI	CONF. RPI	ADJ CONF. RPI					
DIV. I ONLY		25-17-0	.59524	77	7-8-0	62	59	51	.5556	52	13	13			
DIV. I NON-CONF.		12-6-0	.66667	56	0-2-0	16	2	17	.59996	19	10	10			
<hr/>															
TOTALS	RPI 1-25	RPI 26-50		W-L RECORDS		RPI 51-100		RPI 101-150		RPI 150+					
25-17-0	3-2-0	2-5-0		OVERALL		3-4-0		7-3-0		10-3-0					
16-3-0	3-0-0	1-0-0		HOME		1-0-0		3-1-0		8-2-0					
9-13-0	0-1-0	1-5-0		AWAY		2-4-0		4-2-0		2-1-0					
0-1-0	0-1-0	0-0-0		NEUTRAL		0-0-0		0-0-0		0-0-0					
<hr/>															
12-6-0	3-2-0	2-2-0		NON-CONFERENCE		1-0-0		5-2-0		1-0-0					
9-1-0	3-0-0	1-0-0		HOME		1-0-0		3-1-0		1-0-0					
3-4-0	0-1-0	1-0-		AWAY		0-0-0		2-1-0		0-0-0					
0-1-0	0-1-0	0-0-0		NEUTRAL		0-0-0		0-0-0		0-0-0					
<hr/>															
13-11-0	0-0-0	0-3-0		CONFERENCE		2-4-0		2-1-0		9-3-0					
7-2-0	0-0-0	0-0-0		HOME		0-0-0		0-0-0		7-2-0					
6-9-0	0-0-0	0-3-0		AWAY		2-4-0		2-1-0		2-1-0					
0-0-0	0-0-0	0-0-0		NEUTRAL		0-0-0		0-0-0		0-0-0					
<hr/>															
RPI S	Opponent	Score		RPI S	Opponent	Score		RPI S	Opponent	Score		RPI S	Opponent	Score	
3 N	Baylor	1	5	41 A	TCU	1	0	54 A	Southeastern La.	1	8	112 H	Notre Dame	6	0
11 A	Rice	5	6	41 H	TCU	8	4	54 A	Southeastern La.	1	10	112 H	Notre Dame	6	0
11 H	Rice	3	2	42 A	Texas	1	6	54 A	Southeastern La.	1	6	112 H	Notre Dame	5	0
15 H	Oregon	7	6	42 A	Texas	0	2	55 H	Wichita St.	7	4	131 H	Santa Clara	4	5
15 H	Oregon	11	3	45 A	Sam Houston St.	2	5	64 A	Texas-Arlington	4	6	137 A	Houston	6	1
				45 A	Sam Houston St.	4	10	64 A	Texas-Arlington	5	3	137 A	Houston	1	2
				45 A	Sam Houston St.	3	4	64 A	Texas-Arlington	3	2	137 A	Houston	6	0
												146 A	Nicholls St.	2	5
												146 A	Nicholls St.	7	5
												146 A	Nicholls St.	3	0
												151 H	La.-Lafayette	9	5
												173 H	Stephen F. Austin	6	1
												173 H	Stephen F. Austin	6	8
												173 H	Stephen F. Austin	12	8
												175 H	Central Ark.	2	1
												175 H	Central Ark.	5	3
												175 H	Central Ark.	14	5
												189 A	A&M-Corpus Christi	2	0
												189 A	A&M-Corpus Christi	6	1
												189 A	A&M-Corpus Christi	3	4
												206 H	McNeese St.	10	1
												206 H	McNeese St.	9	1
												206 H	McNeese St.	3	5
<hr/>															
				LAST 15 GAMES											
				146 A	Nicholls St.	2	5	54 A	Southeastern La.	1	6	206 H	McNeese St.		
				146 A	Nicholls St.	7	5	54 A	Southeastern La.	1	8				
				146 A	Nicholls St.	3	0	54 A	Southeastern La.	1	10				
				175 H	Central Ark.	14	5								
				175 H	Central Ark.	2	1								

Non-Div. I Games:

Texas St.

175	H	Central Ark.	5	3
42	A	Texas	0	2

T
e
x
a
s
s
t
.

T
e
x
a
s
s
t
.

Average RPI Win:		124	WON-LOST RECORD		WINNING PCT. RANK		LAST 15 GAMES		STRENGTH OF SCHEDULE		OPP. STRENGTH OF SCHEDULE		TEAM RPI		ADJ RPI		CONF. RPI		ADJ CONF. RPI					
DIV. I ONLY			22-17-0		.5641		108		6-9-0		60		22		55		.55474		53		3		3	
DIV. I NON-CONF.			15-6-0		.71429		41		2-3-0		102		37		37		.57848		36		3		3	
TOTALS		RPI 1-25		RPI 26-50		W-L RECORDS		RPI 51-100		RPI 101-150		RPI 150+												
22-17-0		3-8-0		3-2-0		OVERALL		5-4-0		0-1-0		11-2-0												
16-7-0		1-0-0		3-1-0		HOME		2-3-0		0-1-0		10-2-0												
6-9-0		2-7-0		0-1-0		AWAY		3-1-0		0-0-0		1-0-0												
0-1-0		0-1-0		0-0-0		NEUTRAL		0-0-0		0-0-0		0-0-0												
15-6-0		2-2-0		1-1-0		NON-CONFERENCE		2-2-0		0-1-0		10-0-0												
11-3-0		1-0-0		1-0-0		HOME		0-2-0		0-1-0		9-0-0												
4-3-0		1-2-0		0-0-		AWAY		2-0-0		0-0-0		1-0-0												
0-0-0		0-0-0		0-0-0		NEUTRAL		0-0-0		0-0-0		0-0-0												
7-11-0		1-6-0		2-1-0		CONFERENCE		3-2-0		0-0-0		1-2-0												
5-4-0		0-0-0		2-1-0		HOME		2-1-0		0-0-0		1-2-0												
2-6-0		1-5-0		0-0-0		AWAY		1-1-0		0-0-0		0-0-0												
0-1-0		0-1-0		0-0-0		NEUTRAL		0-0-0		0-0-0		0-0-0												
RPI	S	Opponent		Score		RPI	S	Opponent		Score		RPI	S	Opponent		Score								
4	N	UCLA		2 7		27	A	Pepperdine		2 7		56	A	Long Beach St.		4 2								
6	A	North Carolina		1 11		27	H	Pepperdine		5 4		56	H	Long Beach St.		0 1								
6	A	North Carolina		0 1		29	H	Oregon St.		3 2		67	A	UC Irvine		5 4								
6	A	North Carolina		5 2		29	H	Oregon St.		6 2		68	H	Loyola Marymount		5 8								
8	A	Stanford		2 4		29	H	Oregon St.		3 5		73	A	Washington St.		15 10								
8	A	Stanford		8 4								73	A	Washington St.		7 9								
8	A	Stanford		2 3								73	H	California		3 2								
13	H	Cal St. Fullerton		7 4								73	H	California		2 1								
25	A	Arizona St.		0 4								73	H	California		4 5								
25	A	Arizona St.		1 5										208		H Jacksonville								
25	A	Arizona St.		1 8										208		H Jacksonville								
														208		H Jacksonville								
														267		H Akron								
														267		H Akron								
														267		H Akron								
LAST 15 GAMES																								
						29	H	Oregon St.		6 2		25	A	Arizona St.		0 4								
						29	H	Oregon St.		3 2		25	A	Arizona St.		1 5								
						29	H	Oregon St.		3 5		68	H	Loyola Marymount		5 8								
						56	H	Long Beach St.		0 1														
						115	H	UC Santa Barbara		4 5														

Non-Div. I Games:

Southern California

161	A	CSU Bakersfield	11	2
25	A	Arizona St.	1	8

S
o
u
t
h
e
r
n
C
a
l
i
f
o
r
n
i
a

S
o
u
t
h
e
r
n
C
a
l
i
f
o
r
n
i
a

[illegible]

Non-Div. I Games:

Southeastern La.

142	A	UTSA	3	9
142	A	UTSA	5	2

RPI	S	Opponent	Score	
211	H	Jackson St.	13	2
265	H	Alcorn St.	12	3
265	H	Alcorn St.	12	1

Southeastern La.

S
o
u
t
h
e
a
s
t
e
r
n
L
a
.

S
o
u
t
h
e
a
s
t
e
r
n
L
a
.

Average RPI Win:	119	WON-LOST	WINNING	LAST 15		STRENGTH OF	OPP. STRENGTH	TEAM	ADJ	CONF.	ADJ CONF.	
Average RPI Loss:	80	RECORD	PCT. RANK	GAMES		SCHEDULE	OF SCHEDULE	RPI	RPI	RPI	RPI	
DIV. I ONLY		27-20-0	.57447	100	9-6-0	44	62	54	.55287	55	8	8
DIV. I NON-CONF.		21-14-0	.6	88	6-1-0	75	35	61	.55084	62	12	12
<hr/>												
TOTALS	RPI 1-25	RPI 26-50		W-L RECORDS		RPI 51-100		RPI 101-150		RPI 150+		
27-20-0	2-2-0	3-3-0		OVERALL		9-8-0		5-6-0		8-1-0		
20-11-0	2-2-0	3-3-0		HOME		6-3-0		3-3-0		6-0-0		
7-7-0	0-0-0	0-0-0		AWAY		3-5-0		2-2-0		2-0-0		
0-2-0	0-0-0	0-0-0		NEUTRAL		0-0-0		0-1-0		0-1-0		
21-14-0	2-2-0	2-1-0		NON-CONFERENCE		7-7-0		2-3-0		8-1-0		
17-8-0	2-2-0	2-1-0		HOME		6-3-0		1-2-0		6-0-0		
4-4-0	0-0-0	0-0-		AWAY		1-4-0		1-0-0		2-0-0		
0-2-0	0-0-0	0-0-0		NEUTRAL		0-0-0		0-1-0		0-1-0		
6-6-0	0-0-0	1-2-0		CONFERENCE		2-1-0		3-3-0		0-0-0		
3-3-0	0-0-0	1-2-0		HOME		0-0-0		2-1-0		0-0-0		
3-3-0	0-0-0	0-0-0		AWAY		2-1-0		1-2-0		0-0-0		
0-0-0	0-0-0	0-0-0		NEUTRAL		0-0-0		0-0-0		0-0-0		
<hr/>												
RPI S	Opponent	Score	RPI S	Opponent	Score	RPI S	Opponent	Score	RPI S	Opponent	Score	
5 H	Purdue	3 8	34 H	Dallas Baptist	8 7	52 A	Texas St.	4 7	111 H	Southern Ill.	10 7	
5 H	Purdue	5 3	34 H	Dallas Baptist	13 3	56 H	Long Beach St.	2 3	111 H	Southern Ill.	3 10	
5 H	Purdue	8 2	34 H	Dallas Baptist	1 4	56 H	Long Beach St.	1 13	111 H	Southern Ill.	4 3	
5 H	Purdue	5 10	40 H	Missouri St.	2 7	56 H	Long Beach St.	8 7	118 A	Evansville	14 9	
			40 H	Missouri St.	0 6	59 H	Tulane	2 7	118 A	Evansville	4 5	
			40 H	Missouri St.	3 2	59 H	Tulane	3 0	118 A	Evansville	1 4	
						59 H	Tulane	3 2	126 A	Oral Roberts	10 3	
						64 H	Texas-Arlington	5 1	126 H	Oral Roberts	1 7	
						64 H	Texas-Arlington	5 4	131 N	Santa Clara	1 7	
						71 A	Illinois St.	8 6	149 H	South Ala.	3 7	
						71 A	Illinois St.	5 6	149 H	South Ala.	9 4	
						71 A	Illinois St.	4 2	151 N	La.-Lafayette	0 1	
						91 A	Hawaii	3 6	159 A	Kansas St.	9 7	
						91 A	Hawaii	1 2	164 A	Kansas	6 4	
						91 A	Hawaii	0 4	164 H	Kansas	10 2	
						91 A	Hawaii	4 2	265 H	Alcorn St.	12 4	
						100 H	Oklahoma St.	2 1	275 H	North Dakota	7 1	
									275 H	North Dakota	13 1	
									275 H	North Dakota	16 1	
									275 H	North Dakota	26 0	
<hr/>												
LAST 15 GAMES												
			34 H	Dallas Baptist	1 4	100 H	Oklahoma St.	2 1				
			34 H	Dallas Baptist	8 7	118 A	Evansville	14 9				
			34 H	Dallas Baptist	13 3	118 A	Evansville	4 5				
			159 A	Kansas St.	9 7							
			40 H	Missouri St.	3 2							

Non-Div. I Games:

Wichita St.

Wichita St.

Through Games Of Sunday, April 29

Wichita St.

40 H Missouri St.	2	7
40 H Missouri St.	0	6

W
i
c
h
i
t
a
s
t
.

W
i
c
h
i
t
a
s
t
.

Average RPI Win: 87		WON-LOST	WINNING	LAST 15	STRENGTH OF		OPP. STRENGTH	TEAM	ADJ	CONF.	ADJ CONF.
Average RPI Loss: 56		RECORD	PCT. RANK	GAMES	SCHEDULE		OF SCHEDULE	RPI	RPI	RPI	RPI
DIV. I ONLY		21-20-0	.5122	140	34		15	60	.55161	56	11
DIV. I NON-CONF.		9-14-0	.3913	211	21		3	96	.52995	94	8
TOTALS		RPI 1-25	RPI 26-50		W-L RECORDS		RPI 51-100		RPI 101-150		RPI 150+
21-20-0		2-8-0	0-1-0		OVERALL		11-8-0		7-2-0		1-1-0
10-8-0		1-2-0	0-0-0		HOME		6-5-0		3-0-0		0-1-0
11-12-0		1-6-0	0-1-0		AWAY		5-3-0		4-2-0		1-0-0
0-0-0		0-0-0	0-0-0		NEUTRAL		0-0-0		0-0-0		0-0-0
9-14-0		1-6-0	0-1-0		NON-CONFERENCE		7-6-0		0-0-0		1-1-0
5-7-0		1-2-0	0-0-0		HOME		4-4-0		0-0-0		0-1-0
4-7-0		0-4-0	0-0-0		AWAY		3-2-0		0-0-0		1-0-0
0-0-0		0-0-0	0-0-0		NEUTRAL		0-0-0		0-0-0		0-0-0
12-6-0		1-2-0	0-0-0		CONFERENCE		4-2-0		7-2-0		0-0-0
5-1-0		0-0-0	0-0-0		HOME		2-1-0		3-0-0		0-0-0
7-5-0		1-2-0	0-0-0		AWAY		2-1-0		4-2-0		0-0-0
0-0-0		0-0-0	0-0-0		NEUTRAL		0-0-0		0-0-0		0-0-0
RPI S	Opponent	Score		RPI S	Opponent	Score		RPI S	Opponent	Score	
4 A	UCLA	1	9	27 A	Pepperdine	2	12	53 A	Southern California	1	0
13 A	Cal St. Fullerton	1	2					53 H	Southern California	2	4
13 A	Cal St. Fullerton	1	2					55 A	Wichita St.	3	2
13 A	Cal St. Fullerton	7	2					55 A	Wichita St.	13	1
15 A	Oregon	2	3					55 A	Wichita St.	7	8
15 A	Oregon	7	8					65 A	Cal Poly	4	0
15 A	Oregon	4	5					65 A	Cal Poly	4	6
25 H	Arizona St.	1	6					65 A	Cal Poly	4	3
25 H	Arizona St.	7	3					67 H	UC Irvine	5	4
25 H	Arizona St.	2	3					67 H	UC Irvine	4	3
								67 H	UC Irvine	0	4
								68 A	Loyola Marymount	4	5
								73 H	California	7	4
								73 H	Washington St.	1	11
								73 H	California	1	2
								73 H	California	2	1
								92 H	VCU	3	2
								92 H	VCU	7	6
								92 H	VCU	4	5
LAST 15 GAMES											
				113 A	Cal St. Northridge	12	3	68 A	Loyola Marymount	4	5
				113 A	Cal St. Northridge	5	6	115 H	UC Santa Barbara	4	3
				113 A	Cal St. Northridge	8	2	115 H	UC Santa Barbara	5	4
				53 A	Southern California	1	0				
				67 H	UC Irvine	5	4				

Non-Div. I Games:

Long Beach St.

67 H UC Irvine	4	3
67 H UC Irvine	0	4

L
o
n
g
B
e
a
c
h
S
t
.

L
o
n
g
B
e
a
c
h
S
t
.

Average RPI Win:		147	WON-LOST RECORD		WINNING PCT. RANK		LAST 15 GAMES		STRENGTH OF SCHEDULE		OPP. STRENGTH OF SCHEDULE		TEAM RPI		ADJ RPI		CONF. RPI		ADJ CONF. RPI										
DIV. I ONLY			25-18-0		.5814 87		9-6-0		59		95		59		.55053 57		12		12										
DIV. I NON-CONF.			17-11-0		.60714 86		3-2-0		92		94		65		.54802 66		13		13										
TOTALS		RPI 1-25		RPI 26-50		W-L RECORDS		RPI 51-100		RPI 101-150		RPI 150+																	
25-18-0		1-3-0		0-5-0		OVERALL		8-7-0		6-2-0		10-1-0																	
9-3-0		0-0-0		0-0-0		HOME		3-2-0		2-1-0		4-0-0																	
9-9-0		1-3-0		0-2-0		AWAY		2-4-0		3-0-0		3-0-0																	
7-6-0		0-0-0		0-3-0		NEUTRAL		3-1-0		1-1-0		3-1-0																	
17-11-0		1-0-0		0-5-0		NON-CONFERENCE		5-4-0		4-1-0		7-1-0																	
5-1-0		0-0-0		0-0-0		HOME		1-1-0		0-0-0		4-0-0																	
5-4-0		1-0-0		0-0-		AWAY		1-2-0		3-0-0		0-0-0																	
7-6-0		0-0-0		0-3-0		NEUTRAL		3-1-0		1-1-0		3-1-0																	
8-7-0		0-3-0		0-0-0		CONFERENCE		3-3-0		2-1-0		3-0-0																	
4-2-0		0-0-0		0-0-0		HOME		2-1-0		2-1-0		0-0-0																	
4-5-0		0-3-0		0-0-0		AWAY		1-2-0		0-0-0		3-0-0																	
0-0-0		0-0-0		0-0-0		NEUTRAL		0-0-0		0-0-0		0-0-0																	
RPI	S	Opponent		Score		RPI	S	Opponent		Score		RPI	S	Opponent		Score													
5	A	Purdue		0 3		29	A	Oregon St.		2 8		61	A	Indiana St.		4 6		111	A	Southern Ill.		8 2							
5	A	Purdue		3 5		30	N	Gonzaga		3 13		63	H	Ohio St.		9 1		111	N	Southern Ill.		13 5							
5	A	Purdue		1 4		30	N	Gonzaga		3 7		63	H	Ohio St.		4 10		112	N	Notre Dame		12 13							
15	A	Oregon		2 1		35	N	Louisville		3 4		63	H	Ohio St.		8 3		116	H	Indiana		3 12							
						36	A	Coastal Caro.		4 5		69	N	St. John's (NY)		9 4		116	H	Indiana		7 3							
												69	N	St. John's (NY)		4 0		116	H	Indiana		11 6							
												71	A	Illinois St.		7 16		124	A	Lamar		9 2							
												71	H	Illinois St.		7 5		124	A	Lamar		9 8							
												77	N	Connecticut		5 1		179	H	Eastern Ill.		10 3							
												80	A	Nebraska		3 13		179	N	Eastern Ill.		5 2							
												80	A	Nebraska		5 18		180	N	West Virginia		14 3							
												80	A	Nebraska		11 3		236	N	Northern Ill.		7 2							
												87	N	Missouri		4 5		236	N	Northern Ill.		0 3							
												94	A	Bradley		6 3		241	A	Northwestern		5 4							
												94	H	Bradley		3 6		241	A	Northwestern		3 2							
																		241	A	Northwestern		2 0							
																		291	H	Mississippi Val.		15 6							
																		291	H	Mississippi Val.		12 4							
																		291	H	Mississippi Val.		7 1							
						LAST 15 GAMES																							
						241 A Northwestern						3 2						179 N Eastern Ill.						5 2					
						241 A Northwestern						5 4						71 H Illinois St.						7 5					
						241 A Northwestern						2 0						5 A Purdue						3 5					
						61 A Indiana St.						4 6																	
						63 H Ohio St.						4 10																	

Non-Div. I Games:

Illinois

63 H Ohio St.	8	3
63 H Ohio St.	9	1

I
l
l
i
n
o
i
s

I
l
l
i
n
o
i
s

Average RPI Win:	161	WON-LOST	WINNING	LAST 15	STRENGTH OF	OPP. STRENGTH	TEAM	ADJ	CONF.	ADJ CONF.		
Average RPI Loss:	51	RECORD	PCT. RANK	GAMES	SCHEDULE	OF SCHEDULE	RPI	RPI	RPI	RPI		
DIV. I ONLY		28-16-0	.63636	52	10-5-0	130	76	63	.54922	58	4	4
DIV. I NON-CONF.		19-7-0	.73077	35	5-1-0	179	106	54	.55889	52	6	5
<hr/>												
TOTALS	RPI 1-25	RPI 26-50		W-L RECORDS		RPI 51-100		RPI 101-150		RPI 150+		
28-16-0	2-3-0	1-8-0		OVERALL		8-4-0		2-0-0		15-1-0		
17-7-0	1-0-0	0-4-0		HOME		3-2-0		1-0-0		12-1-0		
10-9-0	1-3-0	1-4-0		AWAY		5-2-0		1-0-0		2-0-0		
1-0-0	0-0-0	0-0-0		NEUTRAL		0-0-0		0-0-0		1-0-0		
19-7-0	2-0-0	1-5-0		NON-CONFERENCE		3-2-0		2-0-0		11-0-0		
12-3-0	1-0-0	0-1-0		HOME		0-2-0		1-0-0		10-0-0		
6-4-0	1-0-0	1-0-		AWAY		3-0-0		1-0-0		0-0-0		
1-0-0	0-0-0	0-0-0		NEUTRAL		0-0-0		0-0-0		1-0-0		
9-9-0	0-3-0	0-3-0		CONFERENCE		5-2-0		0-0-0		4-1-0		
5-4-0	0-0-0	0-3-0		HOME		3-0-0		0-0-0		2-1-0		
4-5-0	0-3-0	0-0-0		AWAY		2-2-0		0-0-0		2-0-0		
0-0-0	0-0-0	0-0-0		NEUTRAL		0-0-0		0-0-0		0-0-0		
RPI S	Opponent	Score		RPI S	Opponent	Score		RPI S	Opponent	Score		
12 H	Arkansas	4	0	27 A	Pepperdine	4	3	64 H	Texas-Arlington	3	10	
15 A	Oregon	3	2	27 A	Pepperdine	0	10	77 H	Connecticut	7	8	
16 A	Texas A&M	3	5	27 A	Pepperdine	6	7	84 A	New Mexico	10	5	
16 A	Texas A&M	3	4	29 A	Oregon St.	7	11	84 A	New Mexico	4	0	
16 A	Texas A&M	2	5	34 A	Dallas Baptist	6	7	84 A	New Mexico	7	6	
				34 H	Dallas Baptist	2	8	87 H	Missouri	8	4	
				42 H	Texas	6	7	87 H	Missouri	6	5	
				42 H	Texas	5	9	87 H	Missouri	5	4	
				42 H	Texas	4	9	89 A	Texas Tech	8	2	
								89 A	Texas Tech	5	3	
								89 A	Texas Tech	1	6	
								100 A	Oklahoma St.	1	6	

Non-Div. I Games:

Oklahoma

253	H	Alabama St.	2	1
253	H	Alabama St.	5	0

O
k
l
a
h
o
m
a

O
k
l
a
h
o
m
a

[illegible]

Non-Div. I Games:

Tulane

20	H	UCF	7	8
20	H	UCF	0	1

T
u
l
a
n
e

T
u
l
a
n
e

Belmont

Belmont

Through Games Of Sunday, April 29

183	H	Western Ky.	7	0
106	A	Mercer	7	6

RPI	S	Opponent	Score	
266	H	UT Martin	6	3

Belmont

B
e
l
m
o
n
t

B
e
l
m
o
n
t

Average RPI Win: Average RPI Loss:	172 110	WON-LOST RECORD		WINNING PCT. RANK		LAST 15 GAMES		STRENGTH OF SCHEDULE		OPP. STRENGTH OF SCHEDULE		TEAM RPI		ADJ RPI		CONF. RPI		ADJ CONF. RPI
DIV. I ONLY		33-11-0	.75	11		9-5-0		200		148		56		.54831	61	8		8
DIV. I NON-CONF.		25-7-0	.78125	18		6-3-0		254		168		71		.5398	75	12		12
<hr/>																		
TOTALS	RPI 1-25			RPI 26-50		W-L RECORDS		RPI 51-100						RPI 101-150				RPI 150+
33-11-0	0-0-0			2-1-0		OVERALL		6-5-0						7-3-0				18-2-0
14-3-0	0-0-0			2-1-0		HOME		3-1-0						1-0-0				8-1-0
13-8-0	0-0-0			0-0-0		AWAY		3-4-0						4-3-0				6-1-0
6-0-0	0-0-0			0-0-0		NEUTRAL		0-0-0						2-0-0				4-0-0
25-7-0	0-0-0			2-1-0		NON-CONFERENCE		2-3-0						5-2-0				16-1-0
12-2-0	0-0-0			2-1-0		HOME		1-0-0						1-0-0				8-1-0
7-5-0	0-0-0			0-0-		AWAY		1-3-0						2-2-0				4-0-0
6-0-0	0-0-0			0-0-0		NEUTRAL		0-0-0						2-0-0				4-0-0
8-4-0	0-0-0			0-0-0		CONFERENCE		4-2-0						2-1-0				2-1-0
2-1-0	0-0-0			0-0-0		HOME		2-1-0						0-0-0				0-0-0
6-3-0	0-0-0			0-0-0		AWAY		2-1-0						2-1-0				2-1-0
0-0-0	0-0-0			0-0-0		NEUTRAL		0-0-0						0-0-0				0-0-0
RPI	S	Opponent	Score	RPI	S	Opponent	Score	RPI	S	Opponent	Score	RPI	S	Opponent	Score			
				34	H	Dallas Baptist	2 15	54	A	Southeastern La.	2 7	112	N	Notre Dame	6 4			
				34	H	Dallas Baptist	7 5	54	A	Southeastern La.	1 3	112	N	Notre Dame	6 1			
				34	H	Dallas Baptist	6 3	54	A	Southeastern La.	5 6	116	A	Indiana	7 8			
								57	H	Illinois	6 4	116	H	Indiana	13 8			
								71	H	Illinois St.	2 3	118	A	Evansville	2 3			
								71	H	Illinois St.	7 3	118	A	Evansville	6 0			
								71	H	Illinois St.	11 3	118	A	Evansville	2 0			
								87	A	Missouri	15 1	138	A	Eastern Ky.	13 6			
								94	A	Bradley	5 4	138	A	Eastern Ky.	10 11			
								94	A	Bradley	4 5	138	A	Eastern Ky.	11 10			
								94	A	Bradley	14 3	156	H	Valparaiso	2 1			
												164	N	Kansas	2 1			
												165	H	SIU Edwardsville	10 2			
												179	H	Eastern Ill.	10 0			
												213	A	Creighton	0 8			
												213	A	Creighton	6 3			
												213	A	Creighton	2 0			
												224	A	Ill.-Chicago	8 7			
												239	N	Houston Baptist	4 3			
												244	A	Ball St.	14 3			
												259	N	Western Ill.	1 0			
				LAST 15 GAMES								266	H	UT Martin	7 5			
				269	H	Neb. Omaha	4 7	156	H	Valparaiso	2 1	266	H	UT Martin	5 3			
				269	H	Neb. Omaha	3 2	94	A	Bradley	14 3	266	H	UT Martin	15 4			
				269	H	Neb. Omaha	2 1	94	A	Bradley	4 5	269	H	Neb. Omaha	3 2			
				57	H	Illinois	6 4					269	H	Neb. Omaha	4 7			
				34	H	Dallas Baptist	7 5					269	H	Neb. Omaha	2 1			

Non-Div. I Games:	Ill.-Springfield	21	1
--------------------------	-------------------------	-----------	----------

Indiana St.

Indiana St.

34	H	Dallas Baptist	6	3
34	H	Dallas Baptist	2	15

Through Games Of Sunday, April 29

RPI	S	Opponent	Score	
294	N	Md.-East. Shore	17	2
296	A	Alabama A&M	12	0
296	A	Alabama A&M	7	0

Indiana St.

I
n
d
i
a
n
a
S
t
.

I
n
d
i
a
n
a
S
t
.

Average RPI Win: 66		WON-LOST	WINNING	LAST 15	STRENGTH OF		OPP. STRENGTH	TEAM	ADJ		CONF.	ADJ CONF.
Average RPI Loss: 68		RECORD	PCT. RANK	GAMES	SCHEDULE		OF SCHEDULE	RPI	RPI		RPI	RPI
DIV. I ONLY		19-26-0	.42222	209	6-9-0		6	13	64		.54824	62
DIV. I NON-CONF.		9-11-0	.45	174	1-3-0		48	99	124		.51925	117
TOTALS		RPI 1-25	RPI 26-50		W-L RECORDS		RPI 51-100		RPI 101-150		RPI 150+	
19-26-0		4-9-0	8-8-0		OVERALL		2-1-0		2-4-0		3-4-0	
10-7-0		1-2-0	7-2-0		HOME		1-0-0		0-2-0		1-1-0	
6-18-0		2-7-0	1-6-0		AWAY		0-1-0		2-2-0		1-2-0	
3-1-0		1-0-0	0-0-0		NEUTRAL		1-0-0		0-0-0		1-1-0	
9-11-0		1-2-0	1-0-0		NON-CONFERENCE		2-1-0		2-4-0		3-4-0	
2-3-0		0-0-0	0-0-0		HOME		1-0-0		0-2-0		1-1-0	
5-7-0		1-2-0	1-0-		AWAY		0-1-0		2-2-0		1-2-0	
2-1-0		0-0-0	0-0-0		NEUTRAL		1-0-0		0-0-0		1-1-0	
10-15-0		3-7-0	7-8-0		CONFERENCE		0-0-0		0-0-0		0-0-0	
8-4-0		1-2-0	7-2-0		HOME		0-0-0		0-0-0		0-0-0	
1-11-0		1-5-0	0-6-0		AWAY		0-0-0		0-0-0		0-0-0	
1-0-0		1-0-0	0-0-0		NEUTRAL		0-0-0		0-0-0		0-0-0	
RPI S	Opponent	Score	RPI S	Opponent	Score	RPI S	Opponent	Score	RPI S	Opponent	Score	
1 H	Florida St.	5 6	32 A	Virginia Tech	4 8	69 N	St. John's (NY)	2 1	101 H	Rhode Island	4 16	
1 H	Florida St.	17 6	32 A	Virginia Tech	4 8	72 A	Fla. Atlantic	4 13	107 A	Fla. Gulf Coast	3 0	
1 H	Florida St.	3 6	32 A	Virginia Tech	4 8	77 H	Connecticut	8 5	107 A	Fla. Gulf Coast	11 8	
14 A	North Carolina St.	9 16	33 A	Clemson	4 6				107 A	Fla. Gulf Coast	5 8	
14 A	North Carolina St.	0 9	33 A	Clemson	3 6				121 A	FIU	6 14	
14 A	North Carolina St.	11 10	33 A	Clemson	1 5				140 H	Holy Cross	1 3	
17 A	Miami (FL)	3 5	36 A	Coastal Caro.	8 3				155 A	Bryant	8 5	
17 A	Miami (FL)	3 7	37 H	Wake Forest	6 1				155 H	Bryant	5 3	
17 A	Miami (FL)	1 4	37 H	Wake Forest	9 5				169 H	Dartmouth	6 9	
19 N	Virginia	5 3	37 H	Wake Forest	1 0				200 A	Northeastern	11 12	
20 A	UCF	8 7	38 H	Georgia Tech	1 2				223 N	James Madison	8 5	
20 A	UCF	5 6	38 H	Georgia Tech	4 3				228 A	Harvard	3 5	
20 A	UCF	4 5	38 H	Georgia Tech	15 7				228 N	Harvard	2 5	
			39 H	Maryland	1 7							
			39 H	Maryland	5 4							
			39 H	Maryland	10 3							
LAST 15 GAMES												
			37 H	Wake Forest	9 5	14 A	North Carolina St.	11 10				
			37 H	Wake Forest	6 1	101 H	Rhode Island	4 16				
			37 H	Wake Forest	1 0	1 H	Florida St.	17 6				
			169 H	Dartmouth	6 9							
			69 N	St. John's (NY)	2 1							

Non-Div. I Games:

Boston College

14 A North Carolina St.	9	16
14 A North Carolina St.	0	9

B
o
s
t
o
n
C
o
l
l
e
g
e

B
o
s
t
o
n
C
o
l
l
e
g
e

Average RPI Win: 146		WON-LOST RECORD		WINNING PCT. RANK		LAST 15 GAMES		STRENGTH OF SCHEDULE		OPP. STRENGTH OF SCHEDULE		TEAM RPI		ADJ RPI		CONF. RPI		ADJ CONF. RPI	
DIV. I ONLY		24-20-0		.54545 118		7-8-0		31		135		62		.54777 63		12		12	
DIV. I NON-CONF.		15-10-0		.6 88		3-2-0		85		183		74		.54126 72		13		13	
TOTALS		RPI 1-25		RPI 26-50		W-L RECORDS		RPI 51-100		RPI 101-150		RPI 150+							
24-20-0		1-2-0		1-5-0		OVERALL		5-7-0		4-2-0		13-4-0							
11-7-0		1-2-0		0-0-0		HOME		1-2-0		3-0-0		6-3-0							
6-11-0		0-0-0		1-5-0		AWAY		2-4-0		1-2-0		2-0-0							
7-2-0		0-0-0		0-0-0		NEUTRAL		2-1-0		0-0-0		5-1-0							
15-10-0		0-0-0		1-5-0		NON-CONFERENCE		2-1-0		0-0-0		12-4-0							
6-3-0		0-0-0		0-0-0		HOME		0-0-0		0-0-0		6-3-0							
3-5-0		0-0-0		1-0-		AWAY		0-0-0		0-0-0		2-0-0							
6-2-0		0-0-0		0-0-0		NEUTRAL		2-1-0		0-0-0		4-1-0							
9-10-0		1-2-0		0-0-0		CONFERENCE		3-6-0		4-2-0		1-0-0							
5-4-0		1-2-0		0-0-0		HOME		1-2-0		3-0-0		0-0-0							
3-6-0		0-0-0		0-0-0		AWAY		2-4-0		1-2-0		0-0-0							
1-0-0		0-0-0		0-0-0		NEUTRAL		0-0-0		0-0-0		1-0-0							
RPI	S	Opponent		Score	RPI	S	Opponent		Score	RPI	S	Opponent		Score					
5	H	Purdue		1 8	35	A	Louisville		0 20	51	A	Michigan St.		5 10					
5	H	Purdue		5 4	36	A	Coastal Caro.		2 3	51	A	Michigan St.		1 2					
5	H	Purdue		5 8	36	A	Coastal Caro.		1 4	51	A	Michigan St.		1 0					
					38	A	Georgia Tech		7 3	57	A	Illinois		3 8					
					38	A	Georgia Tech		4 12	57	A	Illinois		10 4					
					38	A	Georgia Tech		4 13	57	A	Illinois		1 9					
										77	N	Connecticut		9 5					
										80	H	Nebraska		9 17					
										80	H	Nebraska		10 2					
										80	H	Nebraska		4 5					
										82	N	South Fla.		3 5					
										95	N	Seton Hall		14 7					

Non-Div. I Games:

Ohio St.

57 A Illinois	3	8
57 A Illinois	1	9

O
h
i
o
s
t
.

O
h
i
o
s
t
.

Average RPI Win:		135	WON-LOST RECORD		WINNING PCT. RANK	LAST 15 GAMES		STRENGTH OF SCHEDULE		OPP. STRENGTH OF SCHEDULE	TEAM RPI	ADJ RPI	CONF. RPI	ADJ CONF. RPI			
Average RPI Loss:		93															
DIV. I ONLY			26-17-0		.60465	68	9-6-0		108	66	66	.54664	64	13	13		
DIV. I NON-CONF.			10-7-0		.58824	94	1-2-0		13	50	39	.57597	38	10	10		
TOTALS		RPI 1-25		RPI 26-50		W-L RECORDS		RPI 51-100		RPI 101-150		RPI 150+					
26-17-0		2-1-0		2-2-0		OVERALL		2-7-0		11-4-0		9-3-0					
16-5-0		1-0-0		1-1-0		HOME		1-2-0		5-1-0		8-1-0					
10-12-0		1-1-0		1-1-0		AWAY		1-5-0		6-3-0		1-2-0					
0-0-0		0-0-0		0-0-0		NEUTRAL		0-0-0		0-0-0		0-0-0					
10-7-0		2-1-0		2-2-0		NON-CONFERENCE		1-2-0		2-1-0		3-1-0					
5-2-0		1-0-0		1-1-0		HOME		0-0-0		0-0-0		3-1-0					
5-5-0		1-1-0		1-0-		AWAY		1-2-0		2-1-0		0-0-0					
0-0-0		0-0-0		0-0-0		NEUTRAL		0-0-0		0-0-0		0-0-0					
16-10-0		0-0-0		0-0-0		CONFERENCE		1-5-0		9-3-0		6-2-0					
11-3-0		0-0-0		0-0-0		HOME		1-2-0		5-1-0		5-0-0					
5-7-0		0-0-0		0-0-0		AWAY		0-3-0		4-2-0		1-2-0					
0-0-0		0-0-0		0-0-0		NEUTRAL		0-0-0		0-0-0		0-0-0					
RPI	S	Opponent		Score		RPI	S	Opponent		Score		RPI	S	Opponent		Score	
3	A	Baylor		4	6	40	H	Missouri St.		4	9	52	H	Texas St.		6	4
3	H	Baylor		5	4	41	A	TCU		1	5	52	H	Texas St.		2	3
16	A	Texas A&M		3	2	41	H	TCU		4	3	52	H	Texas St.		3	5
						42	A	Texas		7	5	54	A	Southeastern La.		7	8
												54	A	Southeastern La.		3	6
												54	A	Southeastern La.		0	4
												55	A	Wichita St.		1	5
												55	A	Wichita St.		4	5
												58	A	Oklahoma		10	3
	</																

Non-Div. I Games: Dallas 13 3

Texas-Arlington

148 H Northwestern St.	13	4
148 H Northwestern St.	3	1

T
e
x
a
s
-
A
r
l
i
n
g
t
o
n

T
e
x
a
s
-
A
r
l
i
n
g
t
o
n

Average RPI Win:		117	WON-LOST RECORD		WINNING PCT. RANK	LAST 15 GAMES		STRENGTH OF SCHEDULE		OPP. STRENGTH OF SCHEDULE	TEAM RPI	ADJ RPI	CONF. RPI	ADJ CONF. RPI						
Average RPI Loss:		98																		
DIV. I ONLY			25-17-0		.59524	77	8-7-0		110	50	70	.54537	65	11	11					
DIV. I NON-CONF.			16-10-0		.61538	79	0-2-0		90	77	62	.55385	59	8	8					
TOTALS		RPI 1-25		RPI 26-50		W-L RECORDS		RPI 51-100		RPI 101-150		RPI 150+								
25-17-0		1-2-0		2-2-0		OVERALL		11-2-0		3-9-0		8-2-0								
16-6-0		0-0-0		2-1-0		HOME		7-2-0		0-2-0		7-1-0								
7-10-0		1-2-0		0-0-0		AWAY		4-0-0		2-7-0		0-1-0								
2-1-0		0-0-0		0-1-0		NEUTRAL		0-0-0		1-0-0		1-0-0								
16-10-0		0-0-0		2-2-0		NON-CONFERENCE		7-0-0		2-6-0		5-2-0								
9-4-0		0-0-0		2-1-0		HOME		3-0-0		0-2-0		4-1-0								
5-5-0		0-0-0		0-0-		AWAY		4-0-0		1-4-0		0-1-0								
2-1-0		0-0-0		0-1-0		NEUTRAL		0-0-0		1-0-0		1-0-0								
9-7-0		1-2-0		0-0-0		CONFERENCE		4-2-0		1-3-0		3-0-0								
7-2-0		0-0-0		0-0-0		HOME		4-2-0		0-0-0		3-0-0								
2-5-0		1-2-0		0-0-0		AWAY		0-0-0		1-3-0		0-0-0								
0-0-0		0-0-0		0-0-0		NEUTRAL		0-0-0		0-0-0		0-0-0								
RPI	S	Opponent			Score		RPI	S	Opponent			Score		RPI	S	Opponent			Score	
13	A	Cal St. Fullerton			1 6		26	N	San Diego			4 5		56	H	Long Beach St.			6 4	
13	A	Cal St. Fullerton			4 5		49	H	Washington			2 0		56	H	Long Beach St.			3 4	
13	A	Cal St. Fullerton			8 6		49	H	Washington			5 10		56	H	Long Beach St.			0 4	
							49	H	Washington			6 3		67	H	UC Irvine			8 1	
													67	H	UC Irvine			3 2		
													67	H	UC Irvine			6 0		
													68	A	Loyola Marymount			6 2		
													68	A	Loyola Marymount			12 5		
													68	A	Loyola Marymount			9 1		
													68	A	Loyola Marymount			9 6		
													100	H	Oklahoma St.			11 3		
													100	H	Oklahoma St.			6 0		
													100	H	Oklahoma St.			6 0		
																	113	A	Cal St. Northridge	
																			5 6	
																	113	A	Cal St. Northridge	
																			6 1	
																	113	A	Cal St. Northridge	
																			3 6	
																	115	A	UC Santa Barbara	
																			5 6	
																	125	N	San Francisco	
																			11 9	
																	130	A	Minnesota	
																			4 3	
																	130	A	Minnesota	
																			1 4	
																	130	A	Minnesota	
																			3 4	
																	131	A	Santa Clara	
																			6 11	
																	131	H	Santa Clara	
																			2 5	
																	133	A	Fresno St.	
																			2 3	
																	133	H	Fresno St.	
																			3 5	
																	163	A	San Diego St.	
																			3 4	
																	163	H	San Diego St.	
																			7 0	
																	163	H	San Diego St.	
																			7 4	
																	163	H	San Diego St.	
																			4 10	
																	163	H	San Diego St.	
																			6 5	
																	169	H	Dartmouth	
																			9 8	
																	238	H	Pacific	
																			7 1	
																	238	H	Pacific	

Non-Div. I Games:

Cal Poly

13 A Cal St. Fullerton	8	6
13 A Cal St. Fullerton	1	6

C
a
l
P
o
l
y

C
a
l
P
o
l
y

Average RPI Win: 120		WON-LOST RECORD		WINNING PCT. RANK		LAST 15 GAMES		STRENGTH OF SCHEDULE		OPP. STRENGTH OF SCHEDULE		TEAM RPI		ADJ RPI		CONF. RPI		ADJ CONF. RPI	
DIV. I ONLY		24-18-0		.57143 101		8-7-0		57		83		61		.54519 66		9		9	
DIV. I NON-CONF.		17-13-0		.56667 105		2-2-0		51		105		68		.54102 74		9		9	
TOTALS		RPI 1-25		RPI 26-50		W-L RECORDS		RPI 51-100		RPI 101-150		RPI 150+							
24-18-0		1-3-0		0-2-0		OVERALL		8-7-0		11-4-0		4-2-0							
16-9-0		0-0-0		0-2-0		HOME		5-4-0		10-3-0		1-0-0							
8-9-0		1-3-0		0-0-0		AWAY		3-3-0		1-1-0		3-2-0							
0-0-0		0-0-0		0-0-0		NEUTRAL		0-0-0		0-0-0		0-0-0							
17-13-0		0-1-0		0-2-0		NON-CONFERENCE		7-5-0		6-3-0		4-2-0							
11-8-0		0-0-0		0-2-0		HOME		5-4-0		5-2-0		1-0-0							
6-5-0		0-1-0		0-0-		AWAY		2-1-0		1-1-0		3-2-0							
0-0-0		0-0-0		0-0-0		NEUTRAL		0-0-0		0-0-0		0-0-0							
7-5-0		1-2-0		0-0-0		CONFERENCE		1-2-0		5-1-0		0-0-0							
5-1-0		0-0-0		0-0-0		HOME		0-0-0		5-1-0		0-0-0							
2-4-0		1-2-0		0-0-0		AWAY		1-2-0		0-0-0		0-0-0							
0-0-0		0-0-0		0-0-0		NEUTRAL		0-0-0		0-0-0		0-0-0							
RPI	S	Opponent		Score		RPI	S	Opponent		Score		RPI	S	Opponent		Score			
12	A	Arkansas		2	10	29	H	Oregon St.		7	10	67	H	UC Irvine		1	6		
21	A	New Mexico St.		6	13	29	H	Oregon St.		5	6	67	H	UC Irvine		8	3		
21	A	New Mexico St.		6	7							67	H	UC Irvine		5	6		
21	A	New Mexico St.		10	5							68	H	Loyola Marymount		6	3		
												68	H	Loyola Marymount		3	2		
												68	H	Loyola Marymount		1	7		
												78	H	Utah Valley		1	6		
												78	H	Utah Valley		6	4		
												78	H	Utah Valley		9	1		
												84	A	New Mexico		9	8		
												84	A	New Mexico		5	3		
												84	A	New Mexico		2	3		
												97	A	Sacramento St.		0	2		
												97	A	Sacramento St.		7	8		
												97	A	Sacramento St.		9	1		
														197 A UC Davis		5	4		
														212 A UNLV		4	5		
														212 A UNLV		3	2		
														212 A UNLV		1	0		
														238 A Pacific		5	6		
														238 H Pacific		15	4		
				LAST 15 GAMES															
				133	H	Fresno St.		1	0	125	H	San Francisco		10	5				
				133	H	Fresno St.		2	14	128	H	Louisiana Tech		4	3				
				133	H	Fresno St.		8	2	128	H	Louisiana Tech		7	4				
				238	H	Pacific		15	4										
				97	A	Sacramento St.		9	1										

Non-Div. I Games: San Fran. St. 4 5

Nevada

97 A Sacramento St.	7	8
97 A Sacramento St.	0	2

N
e
v
a
d
a

N
e
v
a
d
a

56 A Long Beach St.	3	4
56 A Long Beach St.	4	0

U
C
I
r
v
i
n
e

U
C
I
r
v
i
n
e

Average RPI Win: 94		WON-LOST	WINNING	LAST 15	STRENGTH OF		OPP. STRENGTH	TEAM	ADJ	CONF.	ADJ CONF.
Average RPI Loss: 90		RECORD	PCT. RANK	GAMES	SCHEDULE		OF SCHEDULE	RPI	RPI	RPI	RPI
DIV. I ONLY		21-18-0	.53846	128	9-6-0		65	44	74	.54384	68
DIV. I NON-CONF.		12-12-0	.5	140	3-0-0		63	33	92	.53244	88
TOTALS		RPI 1-25	RPI 26-50		W-L RECORDS		RPI 51-100		RPI 101-150		RPI 150+
21-18-0		1-1-0	3-2-0		OVERALL		8-7-0		7-7-0		2-1-0
12-10-0		1-0-0	0-0-0		HOME		6-5-0		3-4-0		2-1-0
9-8-0		0-1-0	3-2-0		AWAY		2-2-0		4-3-0		0-0-0
0-0-0		0-0-0	0-0-0		NEUTRAL		0-0-0		0-0-0		0-0-0
12-12-0		1-1-0	1-1-0		NON-CONFERENCE		3-6-0		5-3-0		2-1-0
6-7-0		1-0-0	0-0-0		HOME		1-4-0		2-2-0		2-1-0
6-5-0		0-1-0	1-0-		AWAY		2-2-0		3-1-0		0-0-0
0-0-0		0-0-0	0-0-0		NEUTRAL		0-0-0		0-0-0		0-0-0
9-6-0		0-0-0	2-1-0		CONFERENCE		5-1-0		2-4-0		0-0-0
6-3-0		0-0-0	0-0-0		HOME		5-1-0		1-2-0		0-0-0
3-3-0		0-0-0	2-1-0		AWAY		0-0-0		1-2-0		0-0-0
0-0-0		0-0-0	0-0-0		NEUTRAL		0-0-0		0-0-0		0-0-0
RPI S	Opponent	Score	RPI S	Opponent	Score	RPI S	Opponent	Score	RPI S	Opponent	Score
13 A	Cal St. Fullerton	2 6	30 A	Gonzaga	5 4	53 A	Southern California	8 5	113 A	Cal St. Northridge	10 6
13 H	Cal St. Fullerton	6 5	30 A	Gonzaga	0 1	56 H	Long Beach St.	5 4	113 H	Cal St. Northridge	1 12
			30 A	Gonzaga	4 3	65 H	Cal Poly	5 12	115 A	UC Santa Barbara	9 5
			42 A	Texas	1 3	65 H	Cal Poly	2 6	115 A	UC Santa Barbara	2 10
			42 A	Texas	1 0	65 H	Cal Poly	6 9	115 A	UC Santa Barbara	7 5
						65 H	Cal Poly	1 9	116 H	Indiana	9 0
						66 A	Nevada	3 6	116 H	Indiana	1 3
						66 A	Nevada	2 3	116 H	Indiana	7 4
						66 A	Nevada	7 1	125 H	San Francisco	4 2
						85 H	Portland	3 6	125 H	San Francisco	5 8
						85 H	Portland	5 0	125 H	San Francisco	9 13
						85 H	Portland	5 3	127 A	BYU	2 7
						88 H	St. Mary's (CA)	9 4	127 A	BYU	3 2
						88 H	St. Mary's (CA)	2 1	127 A	BYU	6 8
						88 H	St. Mary's (CA)	5 3	212 H	UNLV	4 3
									212 H	UNLV	1 6
									212 H	UNLV	6 2
LAST 15 GAMES											
			30 A	Gonzaga	4 3	56 H	Long Beach St.	5 4			
			30 A	Gonzaga	0 1	125 H	San Francisco	5 8			
			30 A	Gonzaga	5 4	125 H	San Francisco	4 2			
			13 H	Cal St. Fullerton	6 5						
			85 H	Portland	5 0						

Non-Div. I Games:

Loyola Marymount

85 H Portland	3	6
85 H Portland	5	3

L
o
y
o
l
a
M
a
r
y
m
o
u
n
t

L
o
y
o
l
a
M
a
r
y
m
o
u
n
t

Average RPI Win:	167	WON-LOST RECORD	WINNING PCT. RANK	LAST 15 GAMES	STRENGTH OF SCHEDULE	OPP. STRENGTH OF SCHEDULE	TEAM RPI	ADJ RPI	CONF. RPI	ADJ CONF. RPI			
DIV. I ONLY		28-16-0	.63636	52	11-4-0	127	131	68	.54374	69	14	14	
DIV. I NON-CONF.		14-12-0	.53846	125	2-2-0	125	154	116	.52085	113	15	15	
<hr/>													
TOTALS	RPI 1-25	RPI 26-50		W-L RECORDS		RPI 51-100		RPI 101-150		RPI 150+			
28-16-0	0-1-0	1-1-0		OVERALL		5-11-0		7-0-0		15-3-0			
12-4-0	0-0-0	0-1-0		HOME		2-1-0		3-0-0		7-2-0			
14-8-0	0-1-0	1-0-0		AWAY		3-6-0		3-0-0		7-1-0			
2-4-0	0-0-0	0-0-0		NEUTRAL		0-4-0		1-0-0		1-0-0			
<hr/>													
14-12-0	0-1-0	1-1-0		NON-CONFERENCE		1-9-0		4-0-0		8-1-0			
8-2-0	0-0-0	0-1-0		HOME		0-0-0		3-0-0		5-1-0			
4-6-0	0-1-0	1-0-		AWAY		1-5-0		0-0-0		2-0-0			
2-4-0	0-0-0	0-0-0		NEUTRAL		0-4-0		1-0-0		1-0-0			
<hr/>													
14-4-0	0-0-0	0-0-0		CONFERENCE		4-2-0		3-0-0		7-2-0			
4-2-0	0-0-0	0-0-0		HOME		2-1-0		0-0-0		2-1-0			
10-2-0	0-0-0	0-0-0		AWAY		2-1-0		3-0-0		5-1-0			
0-0-0	0-0-0	0-0-0		NEUTRAL		0-0-0		0-0-0		0-0-0			
<hr/>													
RPI	S	Opponent	Score	RPI	S	Opponent	Score	RPI	S	Opponent	Score		
6	A	North Carolina	4 8	39	H	Maryland	4 16	51	N	Michigan St.	4 11		
				48	A	UNC Wilmington	3 0	57	N	Illinois	4 9		
								57	N	Illinois	0 4		
								62	N	Boston College	1 2		
								76	A	Liberty	1 4		
								76	A	Liberty	3 1		
								76	A	Liberty	4 7		
								76	A	Liberty	2 12		
								77	H	Connecticut	7 8		
								77	H	Connecticut	8 2		
								77	H	Connecticut	7 2		
								79	A	Rutgers	5 3		
								79	A	Rutgers	2 6		
								79	A	Rutgers	17 10		
								89	A	Texas Tech	1 4		
								89	A	Texas Tech	2 5		
										112	A	Notre Dame	6 4
										112	A	Notre Dame	6 4
										112	A	Notre Dame	3 1
										120	H	Hofstra	16 3
										130	N	Minnesota	6 1
										134	H	Princeton	8 4
										140	H	Holy Cross	13 4
										153	H	Columbia	6 9
										156	A	Villanova	10 4
										156	A	Villanova	8 4
										156	A	Villanova	0 8
										180	H	West Virginia	7 6
										180	H	West Virginia	14 6
										180	H	West Virginia	1 3
										214	H	Fairleigh Dickinson	15 7
										231	A	Cincinnati	14 1
										231	A	Cincinnati	9 0
										231	A	Cincinnati	9 4
										236	N	Northern Ill.	11 9
										245	H	Albany (NY)	8 3
										245	H	Albany (NY)	8 3
										254	A	Wagner	5 4
										257	A	Fairfield	6 4
										273	H	LIU Brooklyn	4 3
										293	H	NYIT	16 6
<hr/>													
LAST 15 GAMES													
112	A	Notre Dame	3 1	134	H	Princeton	8 4	257	A	Fairfield	6 4		
112	A	Notre Dame	6 4	77	H	Connecticut	7 8	273	H	LIU Brooklyn	4 3		
112	A	Notre Dame	6 4	77	H	Connecticut	8 2	293	H	NYIT	16 6		
62	N	Boston College	1 2										
231	A	Cincinnati	9 0										

Non-Div. I Games:

St. John's (NY)

231 A Cincinnati	9	4
231 A Cincinnati	14	1

S
t
.
J
o
h
n
's
(
N
Y
)

S
t
.
J
o
h
n
's
(
N
Y
)

Average RPI Win:		134	WON-LOST RECORD		WINNING PCT. RANK		LAST 15 GAMES		STRENGTH OF SCHEDULE		OPP. STRENGTH OF SCHEDULE		TEAM RPI		ADJ RPI		CONF. RPI		ADJ CONF. RPI					
DIV. I ONLY			29-16-0		.64444		47		10-5-0		159		46		65		.5428		70		7		7	
DIV. I NON-CONF.			13-8-0		.61905		78		2-2-0		207		80		111		.52127		109		7		7	
TOTALS		RPI 1-25		RPI 26-50		W-L RECORDS		RPI 51-100		RPI 101-150		RPI 150+												
29-16-0		0-1-0		2-6-0		OVERALL		7-2-0		13-6-0		7-1-0												
15-8-0		0-0-0		1-3-0		HOME		7-2-0		5-3-0		2-0-0												
14-8-0		0-1-0		1-3-0		AWAY		0-0-0		8-3-0		5-1-0												
0-0-0		0-0-0		0-0-0		NEUTRAL		0-0-0		0-0-0		0-0-0												
13-8-0		0-1-0		1-1-0		NON-CONFERENCE		2-1-0		6-4-0		4-1-0												
8-3-0		0-0-0		1-0-0		HOME		2-1-0		3-2-0		2-0-0												
5-5-0		0-1-0		0-0-		AWAY		0-0-0		3-2-0		2-1-0												
0-0-0		0-0-0		0-0-0		NEUTRAL		0-0-0		0-0-0		0-0-0												
16-8-0		0-0-0		1-5-0		CONFERENCE		5-1-0		7-2-0		3-0-0												
7-5-0		0-0-0		0-3-0		HOME		5-1-0		2-1-0		0-0-0												
9-3-0		0-0-0		1-2-0		AWAY		0-0-0		5-1-0		3-0-0												
0-0-0		0-0-0		0-0-0		NEUTRAL		0-0-0		0-0-0		0-0-0												
RPI	S	Opponent		Score		RPI	S	Opponent		Score		RPI	S	Opponent		Score								
2	A	Florida		3	5	28	A	Col. of Charleston		3	7	83	H	Western Caro.		4	2							
						28	A	Col. of Charleston		5	10	83	H	Western Caro.		6	3							
						28	A	Col. of Charleston		5	3	83	H	Western Caro.		10	9							
						43	H	Elon		4	7	93	H	Radford		12	2							
						43	H	Elon		3	5	93	H	Radford		4	2							
						43	H	Elon		5	7	93	H	Radford		4	7							
						46	A	Auburn		5	7	99	H	Furman		4	1							
						46	H	Auburn		8	5	99	H	Furman		2	3							
												99	H	Furman		11	1							
												105	A	UAB		9	2							
												105	H	UAB		11	0							
												117	A	UNC Greensboro		10	1							
												117	A	UNC Greensboro		8	2							
												117	A	UNC Greensboro		3	4							
												123	H	Citadel		11	3							
												123	H	Citadel		10	5							
												123	H	Citadel		4	5							
												135	A	Alabama		5	6							
												135	H	Alabama		4	5							
												136	H	Penn St.		4	7							
												136	H	Penn St.		4	1							
												136	H	Penn St.		7	3							
												145	A	Wofford		5	0							
												145	A	Wofford		11	4							
												145	A	Wofford		11	10							
												149	A	South Ala.		8	7							
												149	A	South Ala.		9	8							
												149	A	South Ala.		4	9							
												160	A	Troy		6	13							
												168	A	Davidson		5	3							
												168	A	Davidson		15	6							
												168	A	Davidson		16	6							
												192	A	Jacksonville St.		12	4							
												192	H	Jacksonville St.		5	2							
												296	A	Alabama A&M		7	3							
												296	H	Alabama A&M		19	0							
LAST 15 GAMES																								
												83	H	Western Caro.		6	3							
												105	H	UAB		11	0							
												28	A	Col. of Charleston		5	10							
												168	A	Davidson		16	6							
												105	A	UAB		9	2							
												135	H	Alabama		4	5							

Non-Div. I Games:

Samford

83 H Western Caro.	10	9
83 H Western Caro.	4	2

S
a
m
f
o
r
d

S
a
m
f
o
r
d

Average RPI Win: 174		WON-LOST	WINNING	LAST 15	STRENGTH OF		OPP. STRENGTH	TEAM	ADJ	CONF.	ADJ CONF.
Average RPI Loss: 88		RECORD	PCT. RANK	GAMES	SCHEDULE		OF SCHEDULE	RPI	RPI	RPI	RPI
DIV. I ONLY		21-16-0	.56757	103	6-9-0		48	174	69	.54201	71
DIV. I NON-CONF.		16-8-0	.66667	56	2-2-0		119	224	63	.54825	65
TOTALS		RPI 1-25	RPI 26-50		W-L RECORDS		RPI 51-100		RPI 101-150		RPI 150+
21-16-0		0-2-0	0-2-0		OVERALL		5-7-0		2-0-0		14-5-0
5-4-0		0-1-0	0-0-0		HOME		4-3-0		0-0-0		1-0-0
10-12-0		0-1-0	0-2-0		AWAY		1-4-0		0-0-0		9-5-0
6-0-0		0-0-0	0-0-0		NEUTRAL		0-0-0		2-0-0		4-0-0
16-8-0		0-2-0	0-0-0		NON-CONFERENCE		1-2-0		2-0-0		13-4-0
2-1-0		0-1-0	0-0-0		HOME		1-0-0		0-0-0		1-0-0
8-7-0		0-1-0	0-0-		AWAY		0-2-0		0-0-0		8-4-0
6-0-0		0-0-0	0-0-0		NEUTRAL		0-0-0		2-0-0		4-0-0
5-8-0		0-0-0	0-2-0		CONFERENCE		4-5-0		0-0-0		1-1-0
3-3-0		0-0-0	0-0-0		HOME		3-3-0		0-0-0		0-0-0
2-5-0		0-0-0	0-2-0		AWAY		1-2-0		0-0-0		1-1-0
0-0-0		0-0-0	0-0-0		NEUTRAL		0-0-0		0-0-0		0-0-0
RPI S	Opponent	Score	RPI S	Opponent	Score	RPI S	Opponent	Score	RPI S	Opponent	Score
5 H	Purdue	2 3	40 A	Missouri St.	4 10	55 H	Wichita St.	2 4	129 N	Army	7 5
17 A	Miami (FL)	6 11	40 A	Missouri St.	4 14	55 H	Wichita St.	6 8	129 N	Army	6 5
						55 H	Wichita St.	6 5	152 A	Austin Peay	6 9
						57 A	Illinois	5 7	152 A	Austin Peay	0 2
						57 H	Illinois	16 7	152 A	Austin Peay	2 3
						61 A	Indiana St.	3 2	152 A	Austin Peay	10 1
						61 A	Indiana St.	3 7	165 A	SIU Edwardsville	4 6
						61 A	Indiana St.	3 11	179 H	Eastern Ill.	9 1
						82 A	South Fla.	5 10	203 N	Western Mich.	10 9
						94 H	Bradley	2 13	210 N	Maine	7 1
						94 H	Bradley	13 5	213 A	Creighton	7 2
						94 H	Bradley	12 3	213 A	Creighton	5 6
									215 N	Iowa	10 6
									227 A	Tennessee Tech	28 2
									227 A	Tennessee Tech	9 4
									227 A	Tennessee Tech	9 4
									232 A	Southeast Mo. St.	8 2
									232 A	Southeast Mo. St.	14 4
									232 A	Southeast Mo. St.	13 11
									236 A	Northern Ill.	22 3
									252 N	Navy	6 5
LAST 15 GAMES											
			213 A	Creighton	7 2	40 A	Missouri St.	4 10			
			213 A	Creighton	5 6	40 A	Missouri St.	4 14			
			5 H	Purdue	2 3	236 A	Northern Ill.	22 3			
			94 H	Bradley	13 5						
			94 H	Bradley	12 3						

Non-Div. I Games: Webster 6 2 MacMurray 8 0 Illinois St.

94	H	Bradley	2	13
57	A	Illinois	5	7

I
l
l
i
n
o
i
s
s
t
.

I
l
l
i
n
o
i
s
s
t
.

Average RPI Win:	143	WON-LOST RECORD	WINNING PCT. RANK	LAST 15 GAMES	STRENGTH OF SCHEDULE	OPP. STRENGTH OF SCHEDULE	TEAM RPI	ADJ RPI	CONF. RPI	ADJ CONF. RPI		
DIV. I ONLY		25-17-0	.59524	77	7-7-0	106	74	71	.54075	72	16	15
DIV. I NON-CONF.		11-12-0	.47826	150	0-3-0	83	16	112	.52108	111	16	16
<hr/>												
TOTALS	RPI 1-25	RPI 26-50		W-L RECORDS		RPI 51-100		RPI 101-150		RPI 150+		
25-17-0	0-6-0	0-0-0		OVERALL		2-2-0		15-6-0		8-3-0		
14-8-0	0-2-0	0-0-0		HOME		2-2-0		5-3-0		7-1-0		
11-9-0	0-4-0	0-0-0		AWAY		0-0-0		10-3-0		1-2-0		
0-0-0	0-0-0	0-0-0		NEUTRAL		0-0-0		0-0-0		0-0-0		
11-12-0	0-6-0	0-0-0		NON-CONFERENCE		2-2-0		5-3-0		4-1-0		
8-7-0	0-2-0	0-0-0		HOME		2-2-0		2-2-0		4-1-0		
3-5-0	0-4-0	0-0-		AWAY		0-0-0		3-1-0		0-0-0		
0-0-0	0-0-0	0-0-0		NEUTRAL		0-0-0		0-0-0		0-0-0		
14-5-0	0-0-0	0-0-0		CONFERENCE		0-0-0		10-3-0		4-2-0		
6-1-0	0-0-0	0-0-0		HOME		0-0-0		3-1-0		3-0-0		
8-4-0	0-0-0	0-0-0		AWAY		0-0-0		7-2-0		1-2-0		
0-0-0	0-0-0	0-0-0		NEUTRAL		0-0-0		0-0-0		0-0-0		
RPI	S	Opponent	Score	RPI	S	Opponent	Score	RPI	S	Opponent	Score	
2	A	Florida	1 16					107	A	Fla. Gulf Coast	5 6	
17	A	Miami (FL)	5 10					121	A	FIU	9 5	
17	A	Miami (FL)	1 3					121	A	FIU	5 1	
17	H	Miami (FL)	5 8					121	A	FIU	9 3	
20	A	UCF	3 12					122	A	La.-Monroe	6 5	
20	H	UCF	3 11					122	A	La.-Monroe	5 13	
								122	A	La.-Monroe	9 7	
								134	H	Princeton	4 11	
								134	H	Princeton	5 8	
								134	H	Princeton	9 1	
								134	H	Princeton	6 2	
								135	A	Alabama	5 2	
								135	A	Alabama	9 2	
								135	A	Alabama	9 4	
								141	H	Arkansas St.	6 2	
								144	A	Middle Tenn.	1 5	
								144	A	Middle Tenn.	3 0	
								144	A	Middle Tenn.	4 1	
								149	H	South Ala.	7 5	
								149	H	South Ala.	10 7	
								149	H	South Ala.	4 7	
								151	H	La.-Lafayette	7 3	
								151	H	La.-Lafayette	5 2	
								151	H	La.-Lafayette	8 3	
								160	A	Troy	7 3	
								160	A	Troy	0 9	
								160	A	Troy	4 6	
LAST 15 GAMES												
160	A	Troy	0 9	122	A	La.-Monroe	5 13	151	H	La.-Lafayette	5 2	
160	A	Troy	4 6	122	A	La.-Monroe	9 7	151	H	La.-Lafayette	8 3	
160	A	Troy	7 3	107	A	Fla. Gulf Coast	5 6	160	A	Troy	7 3	
17	A	Miami (FL)	1 3					160	A	Troy	0 9	
141	H	Arkansas St.	6 2					160	A	Troy	4 6	

Non-Div. I Games: Lynn 3 2

Fla. Atlantic

20	A	UCF	3	12
122	A	La.-Monroe	6	5

RPI	S	Opponent	Score	
194	H	Manhattan	12	3
194	H	Manhattan	2	0
194	H	Manhattan	8	9
194	H	Manhattan	7	3
220	H	Fordham	8	5

F
l
a
.
A
t
l
a
n
t
i
c

F
l
a
.
A
t
l
a
n
t
i
c

Average RPI Win:	144	WON-LOST RECORD	WINNING PCT. RANK	LAST 15 GAMES	STRENGTH OF SCHEDULE	OPP. STRENGTH OF SCHEDULE	TEAM RPI	ADJ RPI	CONF. RPI	ADJ CONF. RPI					
DIV. I ONLY		23-18-0	.56098	109	7-8-0	102	29	76	.54072	73	3	3			
DIV. I NON-CONF.		16-6-0	.72727	37	1-1-0	181	73	53	.55891	51	3	3			
<hr/>															
TOTALS	RPI 1-25	RPI 26-50		W-L RECORDS		RPI 51-100		RPI 101-150		RPI 150+					
23-18-0	1-6-0	4-5-0		OVERALL		4-6-0		4-1-0		10-0-0					
13-5-0	0-1-0	2-4-0		HOME		0-0-0		2-0-0		9-0-0					
8-12-0	1-5-0	0-0-0		AWAY		4-6-0		2-1-0		1-0-0					
2-1-0	0-0-0	2-1-0		NEUTRAL		0-0-0		0-0-0		0-0-0					
16-6-0	0-0-0	2-1-0		NON-CONFERENCE		3-4-0		4-1-0		7-0-0					
8-0-0	0-0-0	0-0-0		HOME		0-0-0		2-0-0		6-0-0					
6-5-0	0-0-0	0-0-		AWAY		3-4-0		2-1-0		1-0-0					
2-1-0	0-0-0	2-1-0		NEUTRAL		0-0-0		0-0-0		0-0-0					
7-12-0	1-6-0	2-4-0		CONFERENCE		1-2-0		0-0-0		3-0-0					
5-5-0	0-1-0	2-4-0		HOME		0-0-0		0-0-0		3-0-0					
2-7-0	1-5-0	0-0-0		AWAY		1-2-0		0-0-0		0-0-0					
0-0-0	0-0-0	0-0-0		NEUTRAL		0-0-0		0-0-0		0-0-0					
RPI	S	Opponent	Score	RPI	S	Opponent	Score	RPI	S	Opponent	Score				
8	H	Stanford	6 19	29	H	Oregon St.	2 9	53	A	Southern California	1 2	125	A	San Francisco	4 3
15	A	Oregon	1 7	29	H	Oregon St.	1 4	53	A	Southern California	5 4	125	H	San Francisco	5 3
15	A	Oregon	1 4	29	H	Oregon St.	5 13	53	A	Southern California	2 3	131	A	Santa Clara	5 8
15	A	Oregon	2 3	42	N	Texas	3 13	56	A	Long Beach St.	1 2	131	H	Santa Clara	4 0
25	A	Arizona St.	3 2	42	N	Texas	12 2	56	A	Long Beach St.	4 7	133	A	Fresno St.	7 6
25	A	Arizona St.	6 9	42	N	Texas	6 5	56	A	Long Beach St.	2 1	195	H	Utah	9 0
25	A	Arizona St.	1 5	49	H	Washington	7 6	80	A	Nebraska	5 9	195	H	Utah	9 4
				49	H	Washington	5 2	80	A	Nebraska	4 0	195	H	Utah	5 2
				49	H	Washington	3 5	80	A	Nebraska	11 8	213	H	Creighton	7 5
								80	A	Nebraska	5 12	238	A	Pacific	6 3
												238	H	Pacific	9 3
												238	H	Pacific	9 1
												271	H	Lehigh	18 3
												271	H	Lehigh	9 3
												271	H	Lehigh	10 0
<hr/>															
LAST 15 GAMES															
15	A	Oregon	1 7	49	H	Washington	3 5								
15	A	Oregon	2 3	49	H	Washington	5 2								
15	A	Oregon	1 4	49	H	Washington	7 6								
195	H	Utah	5 2												
195	H	Utah	9 0												

Non-Div. I Games:

California

195	H	Utah	9	4
131	H	Santa Clara	4	0

C
a
l
i
f
o
r
n
i
a

C
a
l
i
f
o
r
n
i
a

Average RPI Win: 140		WON-LOST	WINNING	LAST 15	STRENGTH OF		OPP. STRENGTH	TEAM	ADJ	CONF.	ADJ CONF.
Average RPI Loss: 79		RECORD	PCT. RANK	GAMES	SCHEDULE		OF SCHEDULE	RPI	RPI	RPI	RPI
DIV. I ONLY		22-18-0	.55	113	9-6-0		76	51	75	.54072	73
DIV. I NON-CONF.		14-9-0	.6087	85	4-2-0		177	178	107	.52465	105
TOTALS		RPI 1-25	RPI 26-50		W-L RECORDS		RPI 51-100		RPI 101-150		RPI 150+
22-18-0		6-7-0	1-4-0		OVERALL		3-2-0		0-0-0		12-5-0
12-6-0		1-2-0	0-0-0		HOME		1-1-0		0-0-0		10-3-0
10-12-0		5-5-0	1-4-0		AWAY		2-1-0		0-0-0		2-2-0
0-0-0		0-0-0	0-0-0		NEUTRAL		0-0-0		0-0-0		0-0-0
14-9-0		1-0-0	1-4-0		NON-CONFERENCE		2-1-0		0-0-0		10-4-0
8-2-0		0-0-0	0-0-0		HOME		0-0-0		0-0-0		8-2-0
6-7-0		1-0-0	1-0-		AWAY		2-1-0		0-0-0		2-2-0
0-0-0		0-0-0	0-0-0		NEUTRAL		0-0-0		0-0-0		0-0-0
8-9-0		5-7-0	0-0-0		CONFERENCE		1-1-0		0-0-0		2-1-0
4-4-0		1-2-0	0-0-0		HOME		1-1-0		0-0-0		2-1-0
4-5-0		4-5-0	0-0-0		AWAY		0-0-0		0-0-0		0-0-0
0-0-0		0-0-0	0-0-0		NEUTRAL		0-0-0		0-0-0		0-0-0
RPI S	Opponent	Score	RPI S	Opponent	Score	RPI S	Opponent	Score	RPI S	Opponent	Score
4 A	UCLA	10 4	30 A	Gonzaga	3 9	53 H	Southern California	10 15	174 A	Seattle	8 6
4 A	UCLA	3 12	30 A	Gonzaga	4 7	53 H	Southern California	9 7	174 H	Seattle	4 5
4 A	UCLA	3 12	31 A	Mississippi St.	6 5	56 A	Long Beach St.	11 1	174 H	Seattle	19 1
13 A	Cal St. Fullerton	9 8	31 A	Mississippi St.	2 6	67 A	UC Irvine	0 6	174 H	Seattle	2 1
15 A	Oregon	2 6	31 A	Mississippi St.	4 5	85 A	Portland	10 0	195 H	Utah	6 0
15 A	Oregon	10 6							195 H	Utah	3 4
15 A	Oregon	8 3							195 H	Utah	9 2
18 A	Arizona	9 12							212 A	UNLV	1 2
18 A	Arizona	7 8							212 A	UNLV	3 4
18 A	Arizona	6 0							212 A	UNLV	9 8
25 H	Arizona St.	7 6							269 H	Neb. Omaha	5 3
25 H	Arizona St.	0 2							269 H	Neb. Omaha	7 1
25 H	Arizona St.	4 7							269 H	Neb. Omaha	12 6
									269 H	Neb. Omaha	13 4
									277 H	Northern Colo.	3 7
									277 H	Northern Colo.	8 2
									277 H	Northern Colo.	7 3
LAST 15 GAMES											
25 H	Arizona St.	7 6	30 A	Gonzaga	4 7						
25 H	Arizona St.	0 2	195 H	Utah	6 0						
25 H	Arizona St.	4 7	195 H	Utah	3 4						
174 A	Seattle	8 6									
15 A	Oregon	10 6									

Non-Div. I Games:

Washington St.

15 A Oregon	8	3
15 A Oregon	2	6

W
a
s
h
i
n
g
t
o
n
s
t
.

W
a
s
h
i
n
g
t
o
n
s
t
.

[illegible]

Non-Div. I Games:

S.C. Upstate

139	A	East Tenn. St.	8	7
139	A	East Tenn. St.	6	4

RPI	S	Opponent	Score	
208	H	Jacksonville	3	2
219	A	Charleston So.	8	1
219	H	Charleston So.	7	5
244	H	Ball St.	10	1
245	H	Albany (NY)	5	2
260	H	Air Force	6	2
276	A	N.C. A&T	9	6
276	H	N.C. A&T	11	6

171	A	UNC Asheville	0	2
171	A	UNC Asheville	6	7

RPI	S	Opponent	Score	
222	H	Siena	4	2
222	H	Siena	6	2
223	A	James Madison	12	1
223	H	James Madison	5	1
223	H	James Madison	9	0
297	H	Coppin St.	2	0
297	H	Coppin St.	13	1
297	H	Coppin St.	14	0

Average RPI Win:		153	WON-LOST		WINNING		LAST 15		STRENGTH OF		OPP. STRENGTH		TEAM	ADJ		CONF.	ADJ CONF.
Average RPI Loss:		79	RECORD		PCT. RANK		GAMES		SCHEDULE		OF SCHEDULE		RPI	RPI		RPI	RPI
DIV. I ONLY			24-20-0		.54545 118		8-7-0		64		121		78	.53979 77		14	14
DIV. I NON-CONF.			12-14-0		.46154 162		2-2-0		130		92		146	.50487 140		15	15
TOTALS		RPI 1-25		RPI 26-50		W-L RECORDS		RPI 51-100		RPI 101-150		RPI 150+					
24-20-0		0-2-0		2-6-0		OVERALL		6-7-0		3-2-0		13-3-0					
7-3-0		0-0-0		0-0-0		HOME		4-2-0		0-0-0		3-1-0					
13-11-0		0-1-0		2-6-0		AWAY		2-3-0		0-0-0		9-1-0					
4-6-0		0-1-0		0-0-0		NEUTRAL		0-2-0		3-2-0		1-1-0					
12-14-0		0-2-0		1-4-0		NON-CONFERENCE		1-3-0		3-2-0		7-3-0					
3-1-0		0-0-0		0-0-0		HOME		0-0-0		0-0-0		3-1-0					
5-7-0		0-1-0		1-0-		AWAY		1-1-0		0-0-0		3-1-0					
4-6-0		0-1-0		0-0-0		NEUTRAL		0-2-0		3-2-0		1-1-0					
12-6-0		0-0-0		1-2-0		CONFERENCE		5-4-0		0-0-0		6-0-0					
4-2-0		0-0-0		0-0-0		HOME		4-2-0		0-0-0		0-0-0					
8-4-0		0-0-0		1-2-0		AWAY		1-2-0		0-0-0		6-0-0					
0-0-0		0-0-0		0-0-0		NEUTRAL		0-0-0		0-0-0		0-0-0					
RPI	S	Opponent		Score		RPI	S	Opponent		Score		RPI	S	Opponent		Score	
5	N	Purdue		4	9	28	A	Col. of Charleston		6	10	57	N	Illinois		1	5
15	A	Oregon		0	4	29	A	Oregon St.		6	3	58	A	Oklahoma		8	7
						31	A	Mississippi St.		1	3	62	A	Boston College		5	8
						31	A	Mississippi St.		4	5	63	N	Ohio St.		5	9
						35	A	Louisville		7	4	69	A	St. John's (NY)		2	7
						35	A	Louisville		0	5	69	A	St. John's (NY)		8	7
						35	A	Louisville		6	14	69	A	St. John's (NY)		2	8
						36	A	Coastal Caro.		2	6	79	H	Rutgers		9	8
												79	H	Rutgers		9	8
												79	H	Rutgers		0	15
												95	H	Seton Hall		2	1
												95	H	Seton Hall		7	1
												95	H	Seton Hall		6	10
														180 A West Virginia		8	1
														180 A West Virginia		15	4
														180 A West Virginia		10	7
														191 A Massachusetts		12	5
														204 A Pittsburgh		3	1
														204 A Pittsburgh		5	3
														204 A Pittsburgh		8	2
														205 H Central Conn. St.		7	4
														230 N Michigan		5	7
														257 A Fairfield		13	8
														274 H Yale		8	0
														280 H Hartford		11	6
														281 A Brown		7	8
														285 A Quinnipiac		12	7
LAST 15 GAMES																	
						35	A	Louisville		7	4	257	A	Fairfield		13	8
						35	A	Louisville		6	14	69	A	St. John's (NY)		8	7
						35	A	Louisville		0	5	69	A	St. John's (NY)		2	8
						155	H	Bryant		1	7						
						79	H	Rutgers		0	15						

Non-Div. I Games:

Connecticut

79 H Rutgers	9	8
79 H Rutgers	9	8

C
o
n
n
e
c
t
i
c
u
t

C
o
n
n
e
c
t
i
c
u
t

[illegible]

Non-Div. I Games:

Utah Valley

225 H Tex.-Pan American	7	0
225 H Tex.-Pan American	11	1

U
t
a
h
v
a
l
l
e
y

U
t
a
h
v
a
l
l
e
y

RutgersR
u
t
g
e
r
s

Rutgers

77 A Connecticut	8	9
77 A Connecticut	8	9

R
u
t
g
e
r
s

R
u
t
g
e
r
s

Nebraska

Through Games Of Sunday, April 29

Average RPI Win:	148	WON-LOST	WINNING	LAST 15	STRENGTH OF	OPP. STRENGTH	TEAM	ADJ	CONF.	ADJ CONF.		
Average RPI Loss:	113	RECORD	PCT. RANK	GAMES	SCHEDULE	OF SCHEDULE	RPI	RPI	RPI	RPI		
DIV. I ONLY		27-16-0	.62791	59	9-6-0	133	111	73	.53845	80	12	12
DIV. I NON-CONF.		18-9-0	.66667	56	4-1-0	187	117	78	.53479	85	13	13
<hr/>												
TOTALS	RPI 1-25	RPI 26-50		W-L RECORDS		RPI 51-100		RPI 101-150		RPI 150+		
27-16-0	2-2-0	0-3-0		OVERALL		6-4-0		4-1-0		15-6-0		
16-9-0	1-2-0	0-0-0		HOME		4-3-0		3-1-0		8-3-0		
7-3-0	0-0-0	0-0-0		AWAY		2-1-0		1-0-0		4-2-0		
4-4-0	1-0-0	0-3-0		NEUTRAL		0-0-0		0-0-0		3-1-0		
18-9-0	1-0-0	0-3-0		NON-CONFERENCE		2-2-0		3-1-0		12-3-0		
11-5-0	0-0-0	0-0-0		HOME		2-2-0		3-1-0		6-2-0		
3-0-0	0-0-0	0-0-		AWAY		0-0-0		0-0-0		3-0-0		
4-4-0	1-0-0	0-3-0		NEUTRAL		0-0-0		0-0-0		3-1-0		
9-7-0	1-2-0	0-0-0		CONFERENCE		4-2-0		1-0-0		3-3-0		
5-4-0	1-2-0	0-0-0		HOME		2-1-0		0-0-0		2-1-0		
4-3-0	0-0-0	0-0-0		AWAY		2-1-0		1-0-0		1-2-0		
0-0-0	0-0-0	0-0-0		NEUTRAL		0-0-0		0-0-0		0-0-0		
RPI	S	Opponent	Score	RPI	S	Opponent	Score	RPI	S	Opponent	Score	
5	H	Purdue	5 8	30	N	Gonzaga	4 7	57	H	Illinois	3 11	
5	H	Purdue	3 8	30	N	Gonzaga	4 5	57	H	Illinois	13 3	
5	H	Purdue	8 3	30	N	Gonzaga	8 10	57	H	Illinois	18 5	
21	N	New Mexico St.	6 4					63	A	Ohio St.	17 9	
								63	A	Ohio St.	2 10	
								63	A	Ohio St.	5 4	
								73	H	California	9 5	
								73	H	California	0 4	
								73	H	California	12 5	
								73	H	California	8 11	

Non-Div. I Games: Neb.-Kearney 4 1

Nebraska

5 H Purdue	5	8
63 A Ohio St.	17	9

N
e
b
r
a
s
k
a

N
e
b
r
a
s
k
a

Average RPI Win: 137		WON-LOST	WINNING	LAST 15	STRENGTH OF		OPP. STRENGTH	TEAM	ADJ		CONF.	ADJ CONF.
Average RPI Loss: 97		RECORD	PCT. RANK	GAMES	SCHEDULE		OF SCHEDULE	RPI	RPI		RPI	RPI
DIV. I ONLY		28-20-0	.58333	85	105		84	77	.53712		81	10
DIV. I NON-CONF.		15-11-0	.57692	98	148		96	101	.52553		103	11
TOTALS		RPI 1-25	RPI 26-50		W-L RECORDS		RPI 51-100		RPI 101-150		RPI 150+	
28-20-0		0-0-0	3-5-0		OVERALL		4-6-0		9-6-0		12-3-0	
15-7-0		0-0-0	3-3-0		HOME		2-3-0		5-0-0		5-1-0	
13-12-0		0-0-0	0-1-0		AWAY		2-3-0		4-6-0		7-2-0	
0-1-0		0-0-0	0-1-0		NEUTRAL		0-0-0		0-0-0		0-0-0	
15-11-0		0-0-0	1-4-0		NON-CONFERENCE		2-5-0		2-0-0		10-2-0	
7-5-0		0-0-0	1-2-0		HOME		0-2-0		1-0-0		5-1-0	
8-5-0		0-0-0	0-0-		AWAY		2-3-0		1-0-0		5-1-0	
0-1-0		0-0-0	0-1-0		NEUTRAL		0-0-0		0-0-0		0-0-0	
13-9-0		0-0-0	2-1-0		CONFERENCE		2-1-0		7-6-0		2-1-0	
8-2-0		0-0-0	2-1-0		HOME		2-1-0		4-0-0		0-0-0	
5-7-0		0-0-0	0-0-0		AWAY		0-0-0		3-6-0		2-1-0	
0-0-0		0-0-0	0-0-0		NEUTRAL		0-0-0		0-0-0		0-0-0	
RPI S	Opponent	Score	RPI S	Opponent	Score	RPI S	Opponent	Score	RPI S	Opponent	Score	
			32 H	Virginia Tech	2 3	60 H	Belmont	1 11	102 H	North Florida	4 3	
			32 H	Virginia Tech	6 3	60 H	Belmont	9 8	102 H	North Florida	6 2	
			38 A	Georgia Tech	5 11	60 H	Belmont	4 3	102 H	North Florida	5 1	
			38 H	Georgia Tech	3 7	83 A	Western Caro.	11 9	105 A	UAB	8 3	
			46 N	Georgia	2 3	83 H	Western Caro.	6 7	105 H	UAB	7 3	
			50 H	Stetson	17 2	86 A	Memphis	0 5	106 A	Mercer	9 4	
			50 H	Stetson	11 7	86 A	Memphis	11 7	106 A	Mercer	1 2	
			50 H	Stetson	7 9	86 A	Memphis	4 8	106 A	Mercer	8 0	
						90 A	Ga. Southern	2 3	106 H	Mercer	6 1	
						94 H	Bradley	3 4	107 A	Fla. Gulf Coast	2 5	
									107 A	Fla. Gulf Coast	1 2	
									107 A	Fla. Gulf Coast	0 6	
									109 A	Lipscomb	1 2	
									109 A	Lipscomb	6 2	
									109 A	Lipscomb	1 2	
									170 A	Georgia St.	11 5	
									170 H	Georgia St.	5 4	
									170 H	Georgia St.	7 6	
									187 A	Presbyterian	8 4	
									187 H	Presbyterian	6 9	
									192 A	Jacksonville St.	2 5	
									192 A	Jacksonville St.	7 5	
									192 A	Jacksonville St.	13 3	
									192 H	Jacksonville St.	5 3	
									208 A	Jacksonville	7 8	
									208 A	Jacksonville	10 3	
									208 A	Jacksonville	9 2	
LAST 15 GAMES												
			107 A	Fla. Gulf Coast	0 6	60 H	Belmont	9 8				
			107 A	Fla. Gulf Coast	1 2	106 H	Mercer	6 1				
			107 A	Fla. Gulf Coast	2 5	192 H	Jacksonville St.	5 3				
			286 H	Savannah St.	9 4							
			105 A	UAB	8 3							

Non-Div. I Games:

Kennesaw St.

60	H	Belmont	4	3
60	H	Belmont	1	11

RPI	S	Opponent	Score	
253	A	Alabama St.	14	2
253	H	Alabama St.	9	4
286	H	Savannah St.	9	4

Kennesaw St.

K
e
n
n
e
s
a
w
S
t
.

K
e
n
n
e
s
a
w
S
t
.

Average RPI Win:		185	WON-LOST RECORD		WINNING PCT. RANK	LAST 15 GAMES		STRENGTH OF SCHEDULE		OPP. STRENGTH OF SCHEDULE	TEAM RPI	ADJ RPI		CONF. RPI	ADJ CONF. RPI		
Average RPI Loss:		122															
DIV. I ONLY			29-16-0		.64444	47	9-6-0		144	185	80	.53675	82	14	14		
DIV. I NON-CONF.			17-10-0		.62963	75	2-1-0		162	203	91	.52997	93	15	15		
TOTALS		RPI 1-25		RPI 26-50		W-L RECORDS		RPI 51-100		RPI 101-150		RPI 150+					
29-16-0		1-2-0		1-4-0		OVERALL		3-0-0		3-2-0		21-8-0					
19-13-0		0-1-0		1-3-0		HOME		1-0-0		2-2-0		15-7-0					
7-3-0		1-1-0		0-1-0		AWAY		0-0-0		0-0-0		6-1-0					
3-0-0		0-0-0		0-0-0		NEUTRAL		2-0-0		1-0-0		0-0-0					
17-10-0		1-2-0		0-2-0		NON-CONFERENCE		3-0-0		1-1-0		12-5-0					
12-8-0		0-1-0		0-1-0		HOME		1-0-0		0-1-0		11-5-0					
2-2-0		1-1-0		0-0-		AWAY		0-0-0		0-0-0		1-0-0					
3-0-0		0-0-0		0-0-0		NEUTRAL		2-0-0		1-0-0		0-0-0					
12-6-0		0-0-0		1-2-0		CONFERENCE		0-0-0		2-1-0		9-3-0					
7-5-0		0-0-0		1-2-0		HOME		0-0-0		2-1-0		4-2-0					
5-1-0		0-0-0		0-0-0		AWAY		0-0-0		0-0-0		5-1-0					
0-0-0		0-0-0		0-0-0		NEUTRAL		0-0-0		0-0-0		0-0-0					
RPI	S	Opponent		Score		RPI	S	Opponent		Score		RPI	S	Opponent		Score	
2	A	Florida		5	3	35	H	Louisville		5	6	51	N	Michigan St.		2	1
20	A	UCF		1	12	35	H	Louisville		1	12	63	N	Ohio St.		5	3
20	H	UCF		2	6	35	H	Louisville		5	1	71	H	Illinois St.		10	5
						50	A	Stetson		4	6						
						50	H	Stetson		2	6						
						LAST 15 GAMES											
						156	H	Villanova		3	1	177	A	Bethune-Cookman		4	3
						156	H	Villanova		6	7	204	A	Pittsburgh		9	8
						156	H	Villanova		2	3	204	A	Pittsburgh		6	5
						2	A	Florida		5	3						
						35	H	Louisville		5	1						

Non-Div. I Games:

South Fla.

South Fla.

35	H	Louisville	1	12
35	H	Louisville	5	6

Through Games Of Sunday, April 29

RPI	S	Opponent	Score	
264	H	Lafayette	6	7
264	H	Lafayette	9	3
274	H	Yale	2	1
286	H	Savannah St.	14	4
286	H	Savannah St.	5	3
286	H	Savannah St.	15	4
287	H	Florida A&M	6	5

South Fla.

S
o
u
t
h
F
l
a
.

S
o
u
t
h
F
l
a
.

Average RPI Win: 147		WON-LOST	WINNING	LAST 15	STRENGTH OF		OPP. STRENGTH	TEAM	ADJ	CONF.	ADJ CONF.
Average RPI Loss: 97		RECORD	PCT. RANK	GAMES	SCHEDULE		OF SCHEDULE	RPI	RPI	RPI	RPI
DIV. I ONLY		27-17-0	.61364	63	7-8-0		166	60	87	.53597	83
DIV. I NON-CONF.		16-7-0	.69565	49	2-1-0		185	75	64	.54991	63
TOTALS		RPI 1-25	RPI 26-50		W-L RECORDS		RPI 51-100		RPI 101-150		RPI 150+
27-17-0		0-2-0	4-3-0		OVERALL		4-4-0		8-4-0		11-4-0
17-5-0		0-0-0	2-2-0		HOME		3-1-0		4-1-0		8-1-0
9-10-0		0-1-0	2-0-0		AWAY		1-3-0		4-3-0		2-3-0
1-2-0		0-1-0	0-1-0		NEUTRAL		0-0-0		0-0-0		1-0-0
16-7-0		0-2-0	3-1-0		NON-CONFERENCE		1-1-0		3-0-0		9-3-0
9-1-0		0-0-0	1-0-0		HOME		0-1-0		2-0-0		6-0-0
6-4-0		0-1-0	2-0-		AWAY		1-0-0		1-0-0		2-3-0
1-2-0		0-1-0	0-1-0		NEUTRAL		0-0-0		0-0-0		1-0-0
11-10-0		0-0-0	1-2-0		CONFERENCE		3-3-0		5-4-0		2-1-0
8-4-0		0-0-0	1-2-0		HOME		3-0-0		2-1-0		2-1-0
3-6-0		0-0-0	0-0-0		AWAY		0-3-0		3-3-0		0-0-0
0-0-0		0-0-0	0-0-0		NEUTRAL		0-0-0		0-0-0		0-0-0
RPI S	Opponent	Score	RPI S	Opponent	Score	RPI S	Opponent	Score	RPI S	Opponent	Score
5 N	Purdue	7 14	28 H	Col. of Charleston	7 6	70 A	Samford	2 4	114 H	Duke	12 4
23 A	East Carolina	1 3	28 H	Col. of Charleston	4 5	70 A	Samford	3 6	117 H	UNC Greensboro	1 5
			28 H	Col. of Charleston	2 6	70 A	Samford	9 10	117 H	UNC Greensboro	6 5
			33 A	Clemson	13 8	81 A	Kennesaw St.	7 6	117 H	UNC Greensboro	16 2
			33 H	Clemson	8 4	81 H	Kennesaw St.	9 11	123 A	Citadel	6 5
			39 N	Maryland	0 3	99 H	Furman	11 5	123 A	Citadel	11 4
			46 A	Georgia	5 3	99 H	Furman	3 0	123 A	Citadel	2 4
						99 H	Furman	9 2	139 A	East Tenn. St.	6 1
									139 H	East Tenn. St.	7 3
									145 A	Wofford	4 2
									145 A	Wofford	5 6
									145 A	Wofford	0 2
									166 A	Gardner-Webb	4 6
									168 H	Davidson	5 7
									168 H	Davidson	12 6
									168 H	Davidson	5 3
									171 A	UNC Asheville	1 3
									193 A	Winthrop	13 3
									208 A	Jacksonville	2 5
									208 A	Jacksonville	2 1
									220 H	Fordham	12 9
									220 H	Fordham	9 8
									220 H	Fordham	6 1
									257 N	Fairfield	10 3
									263 H	Iona	8 4
									263 H	Iona	22 2
									263 H	Iona	2 0
LAST 15 GAMES			28 H	Col. of Charleston	2 6	166 A	Gardner-Webb	4 6			
			28 H	Col. of Charleston	7 6	99 H	Furman	11 5			
			28 H	Col. of Charleston	4 5	99 H	Furman	9 2			
			139 A	East Tenn. St.	6 1						
			70 A	Samford	9 10						

Non-Div. I Games:

Western Caro.

70 A Samford	2	4
70 A Samford	3	6

W
e
s
t
e
r
n
C
a
r
o
.

W
e
s
t
e
r
n
C
a
r
o
.

Average RPI Win:	124	WON-LOST RECORD	WINNING PCT. RANK	LAST 15 GAMES	STRENGTH OF SCHEDULE	OPP. STRENGTH OF SCHEDULE	TEAM RPI	ADJ RPI	CONF. RPI	ADJ CONF. RPI						
Average RPI Loss:	97															
DIV. I ONLY		26-19-0	.57778	94	12-3-0	113	54	82	.53567	84	18	17				
DIV. I NON-CONF.		14-16-0	.46667	155	7-2-0	70	7	106	.52234	108	14	14				
<hr/>																
TOTALS	RPI 1-25	RPI 26-50		W-L RECORDS		RPI 51-100		RPI 101-150		RPI 150+						
26-19-0	1-4-0	5-1-0		OVERALL		4-6-0		6-4-0		10-4-0						
17-11-0	1-2-0	5-1-0		HOME		2-6-0		3-0-0		6-2-0						
9-8-0	0-2-0	0-0-0		AWAY		2-0-0		3-4-0		4-2-0						
0-0-0	0-0-0	0-0-0		NEUTRAL		0-0-0		0-0-0		0-0-0						
14-16-0	1-4-0	3-0-0		NON-CONFERENCE		4-6-0		6-4-0		0-2-0						
9-10-0	1-2-0	3-0-0		HOME		2-6-0		3-0-0		0-2-0						
5-6-0	0-2-0	0-0-		AWAY		2-0-0		3-4-0		0-0-0						
0-0-0	0-0-0	0-0-0		NEUTRAL		0-0-0		0-0-0		0-0-0						
12-3-0	0-0-0	2-1-0		CONFERENCE		0-0-0		0-0-0		10-2-0						
8-1-0	0-0-0	2-1-0		HOME		0-0-0		0-0-0		6-0-0						
4-2-0	0-0-0	0-0-0		AWAY		0-0-0		0-0-0		4-2-0						
0-0-0	0-0-0	0-0-0		NEUTRAL		0-0-0		0-0-0		0-0-0						
<hr/>																
RPI	S	Opponent	Score		RPI	S	Opponent	Score		RPI	S	Opponent	Score			
21	A	New Mexico St.	12	16	30	H	Gonzaga	11	6	58	H	Oklahoma	5	10		
21	A	New Mexico St.	5	7	30	H	Gonzaga	2	1	58	H	Oklahoma	0	4		
21	H	New Mexico St.	2	6	30	H	Gonzaga	4	1	58	H	Oklahoma	6	7		
25	H	Arizona St.	1	3	41	H	TCU	9	8	66	H	Nevada	8	9		
25	H	Arizona St.	15	6	41	H	TCU	4	5	66	H	Nevada	3	2		
					41	H	TCU	12	7	66	H	Nevada	3	5		
										89	A	Texas Tech	6	4		
										89	A	Texas Tech	10	3		
										89	H	Texas Tech	14	13		
										89	H	Texas Tech	5	9		
												163	A	San Diego St.	5	1
												163	A	San Diego St.	3	4
												163	A	San Diego St.	11	4
												163	H	San Diego St.	11	2
												163	H	San Diego St.	8	6
												163	H	San Diego St.	11	9
												173	H	Stephen F. Austin	5	9
												173	H	Stephen F. Austin	7	8
												212	H	UNLV	16	5
												212	H	UNLV	9	1
												212	H	UNLV	11	4
												260	A	Air Force	19	0
												260	A	Air Force	0	1
												260	A	Air Force	17	2
<hr/>																
LAST 15 GAMES																
					212	H	UNLV	9	1	107	H	Fla. Gulf Coast	6	3		
					212	H	UNLV	16	5	89	A	Texas Tech	6	4		
					212	H	UNLV	11	4	89	A	Texas Tech	10	3		
					89	H	Texas Tech	14	13							
					89	H	Texas Tech	5	9							

Non-Div. I Games:

New Mexico

107	H	Fla. Gulf Coast	2	1
107	H	Fla. Gulf Coast	12	6

N
e
w
M
e
x
i
c
o

N
e
w
M
e
x
i
c
o

Average RPI Win: 138		WON-LOST	WINNING	LAST 15	STRENGTH OF		OPP. STRENGTH	TEAM	ADJ	CONF.	ADJ CONF.						
Average RPI Loss: 77		RECORD	PCT. RANK	GAMES	SCHEDULE		OF SCHEDULE	RPI	RPI	RPI	RPI						
DIV. I ONLY		21-16-0	.56757	103	6-9-0		111	63	86	.53483	85	6	6				
DIV. I NON-CONF.		11-8-0	.57895	97	0-4-0		202	71	128	.51454	128	5	6				
<hr/>																	
TOTALS		RPI 1-25		RPI 26-50		W-L RECORDS		RPI 51-100		RPI 101-150		RPI 150+					
21-16-0		0-1-0		4-6-0		OVERALL		1-3-0		8-4-0		8-2-0					
13-7-0		0-0-0		2-3-0		HOME		0-1-0		6-3-0		5-0-0					
6-8-0		0-0-0		2-3-0		AWAY		1-2-0		2-1-0		1-2-0					
2-1-0		0-1-0		0-0-0		NEUTRAL		0-0-0		0-0-0		2-0-0					
<hr/>																	
11-8-0		0-1-0		1-3-0		NON-CONFERENCE		0-1-0		2-1-0		8-2-0					
7-4-0		0-0-0		0-2-0		HOME		0-1-0		2-1-0		5-0-0					
2-3-0		0-0-0		1-0-		AWAY		0-0-0		0-0-0		1-2-0					
2-1-0		0-1-0		0-0-0		NEUTRAL		0-0-0		0-0-0		2-0-0					
<hr/>																	
10-8-0		0-0-0		3-3-0		CONFERENCE		1-2-0		6-3-0		0-0-0					
6-3-0		0-0-0		2-1-0		HOME		0-0-0		4-2-0		0-0-0					
4-5-0		0-0-0		1-2-0		AWAY		1-2-0		2-1-0		0-0-0					
0-0-0		0-0-0		0-0-0		NEUTRAL		0-0-0		0-0-0		0-0-0					
<hr/>																	
RPI	S	Opponent		Score		RPI	S	Opponent		Score		RPI	S	Opponent		Score	
15	N	Oregon		0 3		26	H	San Diego		4 1		68	A	Loyola Marymount		3 5	
						26	H	San Diego		5 4		68	A	Loyola Marymount		0 5	
						26	H	San Diego		1 3		68	A	Loyola Marymount		6 3	
						27	A	Pepperdine		3 4		73	H	Washington St.		0 10	
						27	A	Pepperdine		2 3							
						27	A	Pepperdine		4 3							
						29	A	Oregon St.		2 8							
						29	H	Oregon St.		0 5							
						49	A	Washington		4 1							
						49	H	Washington		4 6							
<hr/>																	
LAST 15 GAMES																	
						26	H	San Diego		4 1		15	N	Oregon		0 3	
						26	H	San Diego		1 3		29	H	Oregon St.		0 5	
						26	H	San Diego		5 4		27	A	Pepperdine		4 3	
						49	H	Washington		4 6							
						68	A	Loyola Marymount		0 5							

Non-Div. I Games: Concordia (OR) 11 4 Concordia (OR) 5 0

Portland

68 A Loyola Marymount	6	3
68 A Loyola Marymount	3	5

P
o
r
t
l
a
n
d

P
o
r
t
l
a
n
d

Average RPI Win:		116	WON-LOST		WINNING		LAST 15		STRENGTH OF		OPP. STRENGTH		TEAM		ADJ		CONF.		ADJ CONF.				
Average RPI Loss:		82	RECORD		PCT. RANK		GAMES		SCHEDULE		OF SCHEDULE		RPI		RPI		RPI		RPI				
DIV. I ONLY			20-24-0		.45455		176		8-7-0		21		65		84		.53454		86				
DIV. I NON-CONF.			12-14-0		.46154		162		2-1-0		56		67		119		.51864		118				
TOTALS		RPI 1-25		RPI 26-50		W-L RECORDS		RPI 51-100		RPI 101-150		RPI 150+											
20-24-0		5-8-0		1-0-0		OVERALL		4-9-0		2-4-0		8-3-0											
12-12-0		3-4-0		0-0-0		HOME		4-5-0		1-0-0		4-3-0											
8-12-0		2-4-0		1-0-0		AWAY		0-4-0		1-4-0		4-0-0											
0-0-0		0-0-0		0-0-0		NEUTRAL		0-0-0		0-0-0		0-0-0											
12-14-0		1-3-0		1-0-0		NON-CONFERENCE		3-4-0		2-4-0		5-3-0											
9-6-0		1-0-0		0-0-0		HOME		3-3-0		1-0-0		4-3-0											
3-8-0		0-3-0		1-0-		AWAY		0-1-0		1-4-0		1-0-0											
0-0-0		0-0-0		0-0-0		NEUTRAL		0-0-0		0-0-0		0-0-0											
8-10-0		4-5-0		0-0-0		CONFERENCE		1-5-0		0-0-0		3-0-0											
3-6-0		2-4-0		0-0-0		HOME		1-2-0		0-0-0		0-0-0											
5-4-0		2-1-0		0-0-0		AWAY		0-3-0		0-0-0		3-0-0											
0-0-0		0-0-0		0-0-0		NEUTRAL		0-0-0		0-0-0		0-0-0											
RPI	S	Opponent		Score		RPI	S	Opponent		Score		RPI	S	Opponent		Score		RPI	S	Opponent		Score	
3	A	Baylor		1	2	31	A	Mississippi St.		7	6	59	H	Tulane		10	0	122	A	La.-Monroe		4	5
3	A	Baylor		3	7							59	H	Tulane		3	7	122	A	La.-Monroe		7	11
11	H	Rice		4	15							59	H	Tulane		7	13	141	A	Arkansas St.		2	4
11	H	Rice		6	2							81	H	Kennesaw St.		5	0	141	H	Arkansas St.		7	1
11	H	Rice		0	1							81	H	Kennesaw St.		8	4	144	A	Middle Tenn.		7	8
20	A	UCF		6	5							81	H	Kennesaw St.		7	11	144	A	Middle Tenn.		13	5
20	A	UCF		1	0							94	H	Bradley		4	5	152	H	Austin Peay		3	2
20	A	UCF		3	4							94	H	Bradley		2	6	165	H	SIU Edwardsville		7	10
22	A	Ole Miss		2	7							94	H	Bradley		7	3	165	H	SIU Edwardsville		2	4
22	H	Ole Miss		4	2							96	A	Tennessee		3	6	165	H	SIU Edwardsville		11	2
23	H	East Carolina		7	14							98	A	Southern Miss.		0	2	176	A	Murray St.		10	4
23	H	East Carolina		5	2							98	A	Southern Miss.		1	2	218	A	Marshall		9	4
23	H	East Carolina		2	5							98	A	Southern Miss.		1	2	218	A	Marshall		7	0
																		218	A	Marshall		11	2
																		222	H	Siena		6	0
																		222	H	Siena		3	6
																		222	H	Siena		16	4
LAST 15 GAMES																							
				20	A	UCF		1	0	176	A	Murray St.		10	4								
				20	A	UCF		6	5	23	H	East Carolina		7	14								
				20	A	UCF		3	4	23	H	East Carolina		5	2								
				22	H	Ole Miss		4	2														
				98	A	Southern Miss.		1	2														

Non-Div. I Games:

Memphis

98 A Southern Miss.	0	2
98 A Southern Miss.	1	2

M
e
m
p
h
i
s

M
e
m
p
h
i
s

Average RPI Win: 148		WON-LOST RECORD		WINNING PCT. RANK		LAST 15 GAMES		STRENGTH OF SCHEDULE		OPP. STRENGTH OF SCHEDULE		TEAM RPI		ADJ RPI		CONF. RPI		ADJ CONF. RPI					
Average RPI Loss: 79																							
DIV. I ONLY		23-19-0		.54762 115		7-8-0		107		58		94		.53337 87		4		4					
DIV. I NON-CONF.		16-8-0		.66667 56		3-0-0		242		53		108		.52579 100		6		5					
TOTALS		RPI 1-25		RPI 26-50		W-L RECORDS		RPI 51-100		RPI 101-150		RPI 150+											
23-19-0		1-5-0		3-1-0		OVERALL		4-7-0		2-4-0		13-2-0											
17-8-0		0-3-0		0-0-0		HOME		2-2-0		2-1-0		13-2-0											
5-11-0		1-2-0		3-1-0		AWAY		1-5-0		0-3-0		0-0-0											
1-0-0		0-0-0		0-0-0		NEUTRAL		1-0-0		0-0-0		0-0-0											
16-8-0		0-0-0		3-1-0		NON-CONFERENCE		1-1-0		2-4-0		10-2-0											
12-4-0		0-0-0		0-0-0		HOME		0-1-0		2-1-0		10-2-0											
3-4-0		0-0-0		3-0-		AWAY		0-0-0		0-3-0		0-0-0											
1-0-0		0-0-0		0-0-0		NEUTRAL		1-0-0		0-0-0		0-0-0											
7-11-0		1-5-0		0-0-0		CONFERENCE		3-6-0		0-0-0		3-0-0											
5-4-0		0-3-0		0-0-0		HOME		2-1-0		0-0-0		3-0-0											
2-7-0		1-2-0		0-0-0		AWAY		1-5-0		0-0-0		0-0-0											
0-0-0		0-0-0		0-0-0		NEUTRAL		0-0-0		0-0-0		0-0-0											
RPI	S	Opponent		Score		RPI	S	Opponent		Score		RPI	S	Opponent		Score		RPI	S	Opponent		Score	
3	H	Baylor		3 5		40	A	Missouri St.		4 3		57	N	Illinois		5 4		108	H	High Point		7 13	
3	H	Baylor		1 3		46	A	Auburn		4 3		58	A	Oklahoma		5 6		108	H	High Point		4 0	
3	H	Baylor		7 12		46	A	Auburn		2 5		58	A	Oklahoma		4 5		108	H	High Point		8 7	
16	A	Texas A&M		4 3		46	A	Auburn		6 4		58	A	Oklahoma		4 8		125	A	San Francisco		1 3	
16	A	Texas A&M		6 8								61	H	Indiana St.		1 15		125	A	San Francisco		1 3	
16	A	Texas A&M		6 7								89	A	Texas Tech		0 7		125	A	San Francisco		0 6	
												89	A	Texas Tech		9 0		159	H	Kansas St.		4 3	
												89	A	Texas Tech		3 4		159	H	Kansas St.		7 0	
												100	H	Oklahoma St.		4 2		159	H	Kansas St.		13 4	
												100	H	Oklahoma St.		4 1		175	H	Central Ark.		2 8	
												100	H	Oklahoma St.		2 3		175	H	Central Ark.		12 7	
																		182	H	Charlotte		5 3	
																		182	H	Charlotte		3 2	
																		182	H	Charlotte		10 4	
																		199	H	UALR		10 5	
																		244	H	Ball St.		15 5	
																		244	H	Ball St.		9 2	
																		244	H	Ball St.		2 5	
																		269	H	Neb. Omaha		14 4	
																		275	H	North Dakota		21 5	
																		275	H	North Dakota		10 7	
LAST 15 GAMES																							
						89	A	Texas Tech		0 7		58	A	Oklahoma		4 5							
						89	A	Texas Tech		3 4		58	A	Oklahoma		4 8							
						89	A	Texas Tech		9 0		58	A	Oklahoma		5 6							
						40	A	Missouri St.		4 3													
						159	H	Kansas St.		7 0													

Non-Div. I Games:

Missouri

159 H Kansas St.	4	3
159 H Kansas St.	13	4

M
i
s
s
o
u
r
i

M
i
s
s
o
u
r
i

Average RPI Win:		133	WON-LOST RECORD		WINNING PCT. RANK		LAST 15 GAMES		STRENGTH OF SCHEDULE		OPP. STRENGTH OF SCHEDULE		TEAM RPI		ADJ RPI		CONF. RPI		ADJ CONF. RPI				
Average RPI Loss:		79																					
DIV. I ONLY			21-20-0		.5122 140		7-8-0		51		98		85		.53326 88		6		6				
DIV. I NON-CONF.			16-10-0		.61538 79		3-3-0		68		122		60		.55092 61		5		6				
TOTALS		RPI 1-25		RPI 26-50		W-L RECORDS		RPI 51-100		RPI 101-150		RPI 150+											
21-20-0		1-3-0		3-4-0		OVERALL		4-6-0		6-5-0		7-2-0											
9-8-0		0-1-0		1-2-0		HOME		1-1-0		4-3-0		3-1-0											
9-11-0		0-2-0		1-2-0		AWAY		3-5-0		2-1-0		3-1-0											
3-1-0		1-0-0		1-0-0		NEUTRAL		0-0-0		0-1-0		1-0-0											
16-10-0		1-3-0		1-0-0		NON-CONFERENCE		4-3-0		3-2-0		7-2-0											
7-4-0		0-1-0		0-0-0		HOME		1-1-0		3-1-0		3-1-0											
6-5-0		0-2-0		0-0-		AWAY		3-2-0		0-0-0		3-1-0											
3-1-0		1-0-0		1-0-0		NEUTRAL		0-0-0		0-1-0		1-0-0											
5-10-0		0-0-0		2-4-0		CONFERENCE		0-3-0		3-3-0		0-0-0											
2-4-0		0-0-0		1-2-0		HOME		0-0-0		1-2-0		0-0-0											
3-6-0		0-0-0		1-2-0		AWAY		0-3-0		2-1-0		0-0-0											
0-0-0		0-0-0		0-0-0		NEUTRAL		0-0-0		0-0-0		0-0-0											
RPI	S	Opponent		Score		RPI	S	Opponent		Score		RPI	S	Opponent		Score		RPI	S	Opponent		Score	
8	A	Stanford		4	10	26	A	San Diego		7	1	68	A	Loyola Marymount		1	2	113	H	Cal St. Northridge		3	1
8	A	Stanford		8	9	26	A	San Diego		3	7	68	A	Loyola Marymount		3	5	113	H	Cal St. Northridge		2	3
8	H	Stanford		0	5	26	A	San Diego		4	12	68	A	Loyola Marymount		4	9	113	H	Cal St. Northridge		7	3
25	N	Arizona St.		4	3	27	H	Pepperdine		6	4	78	H	Utah Valley		0	3	115	H	UC Santa Barbara		2	1
						27	H	Pepperdine		1	7	78	H	Utah Valley		10	2	127	H	BYU		1	4
						27	H	Pepperdine		4	6	91	A	Hawaii		5	7	127	H	BYU		7	2
						29	N	Oregon St.		5	4	91	A	Hawaii		5	3	127	H	BYU		3	7
												91	A	Hawaii		6	2	131	A	Santa Clara		11	6
												91	A	Hawaii		2	3	131	A	Santa Clara		4	9
												97	A	Sacramento St.		7	2	131	A	Santa Clara		5	2
																		150	N	Saint Louis		0	2
																		163	A	San Diego St.		8	5
																		163	A	San Diego St.		1	4
																		163	A	San Diego St.		6	3
																		184	H	San Jose St.		3	5
																		197	A	UC Davis		5	2
																		236	N	Northern Ill.		10	5
																		278	H	Southern Utah		2	1
																		278	H	Southern Utah		9	2
																		278	H	Southern Utah		2	1
LAST 15 GAMES																							
131 A Santa Clara						4	9	91 A Hawaii						5	3								
131 A Santa Clara						5	2	91 A Hawaii						6	2								
131 A Santa Clara						11	6	91 A Hawaii						5	7								
115 H UC Santa Barbara						2	1																
26 A San Diego						3	7																

Non-Div. I Games:

St. Mary's (CA)

26 A San Diego	4	12
26 A San Diego	7	1

S
t
.
M
a
r
y
'
s
(
C
A
)

S
t
.
M
a
r
y
'
s
(
C
A
)

Average RPI Win:	136	WON-LOST RECORD	WINNING PCT. RANK	LAST 15 GAMES	STRENGTH OF SCHEDULE	OPP. STRENGTH OF SCHEDULE	TEAM RPI	ADJ RPI	CONF. RPI	ADJ CONF. RPI		
DIV. I ONLY		24-22-0	.52174	137	7-8-0	78	45	89	.5332	89	4	4
DIV. I NON-CONF.		19-9-0	.67857	53	5-3-0	152	32	56	.55637	56	6	5
<hr/>												
TOTALS	RPI 1-25	RPI 26-50		W-L RECORDS		RPI 51-100		RPI 101-150		RPI 150+		
24-22-0	1-6-0	3-5-0		OVERALL		6-9-0		6-0-0		8-2-0		
20-9-0	0-1-0	3-3-0		HOME		5-5-0		5-0-0		7-0-0		
3-11-0	1-3-0	0-2-0		AWAY		1-4-0		0-0-0		1-2-0		
1-2-0	0-2-0	0-0-0		NEUTRAL		0-0-0		1-0-0		0-0-0		
19-9-0	1-3-0	2-3-0		NON-CONFERENCE		3-3-0		6-0-0		7-0-0		
16-4-0	0-1-0	2-1-0		HOME		2-2-0		5-0-0		7-0-0		
2-3-0	1-0-0	0-0-		AWAY		1-1-0		0-0-0		0-0-0		
1-2-0	0-2-0	0-0-0		NEUTRAL		0-0-0		1-0-0		0-0-0		
5-13-0	0-3-0	1-2-0		CONFERENCE		3-6-0		0-0-0		1-2-0		
4-5-0	0-0-0	1-2-0		HOME		3-3-0		0-0-0		0-0-0		
1-8-0	0-3-0	0-0-0		AWAY		0-3-0		0-0-0		1-2-0		
0-0-0	0-0-0	0-0-0		NEUTRAL		0-0-0		0-0-0		0-0-0		
RPI	S	Opponent	Score	RPI	S	Opponent	Score	RPI	S	Opponent	Score	
3	A	Baylor	4 9	34	H	Dallas Baptist	7 1	58	H	Oklahoma	2 8	
3	A	Baylor	1 8	40	H	Missouri St.	2 4	58	H	Oklahoma	3 5	
3	A	Baylor	3 4	40	H	Missouri St.	4 1	58	H	Oklahoma	6 1	
11	N	Rice	2 6	41	A	TCU	1 2	69	H	St. John's (NY)	5 2	
12	N	Arkansas	1 3	41	A	TCU	4 7	69	H	St. John's (NY)	4 1	
21	H	New Mexico St.	6 7	42	H	Texas	7 6	84	A	New Mexico	13 14	
25	A	Arizona St.	8 4	42	H	Texas	3 14	84	A	New Mexico	9 5	
				42	H	Texas	4 7	84	H	New Mexico	3 10	
								84	H	New Mexico	4 6	
								87	H	Missouri	4 3	
								87	H	Missouri	7 0	
								87	H	Missouri	0 9	
								100	A	Oklahoma St.	1 2	
								100	A	Oklahoma St.	2 5	
								100	A	Oklahoma St.	1 7	

Non-Div. I Games: Angelo St. 13 8

Texas Tech

100 A Oklahoma St.	1	7
100 A Oklahoma St.	2	5

T
e
x
a
s
T
e
c
h

T
e
x
a
s
T
e
c
h

Average RPI Win:		133	WON-LOST RECORD		WINNING PCT. RANK	LAST 15 GAMES	STRENGTH OF SCHEDULE		OPP. STRENGTH OF SCHEDULE	TEAM RPI	ADJ RPI	CONF. RPI	ADJ CONF. RPI				
DIV. I ONLY			24-21-0		.53333	131	9-6-0		99	38	91	.53181	90	7	7		
DIV. I NON-CONF.			13-11-0		.54167	122	3-3-0		150	48	115	.52099	112	7	7		
TOTALS		RPI 1-25		RPI 26-50		W-L RECORDS		RPI 51-100		RPI 101-150		RPI 150+					
24-21-0		2-2-0		3-7-0		OVERALL		4-3-0		5-9-0		10-0-0					
15-7-0		2-1-0		2-2-0		HOME		3-1-0		3-3-0		5-0-0					
9-14-0		0-1-0		1-5-0		AWAY		1-2-0		2-6-0		5-0-0					
0-0-0		0-0-0		0-0-0		NEUTRAL		0-0-0		0-0-0		0-0-0					
13-11-0		0-1-0		1-3-0		NON-CONFERENCE		3-1-0		2-6-0		7-0-0					
9-4-0		0-0-0		0-1-0		HOME		3-1-0		1-2-0		5-0-0					
4-7-0		0-1-0		1-0-		AWAY		0-0-0		1-4-0		2-0-0					
0-0-0		0-0-0		0-0-0		NEUTRAL		0-0-0		0-0-0		0-0-0					
11-10-0		2-1-0		2-4-0		CONFERENCE		1-2-0		3-3-0		3-0-0					
6-3-0		2-1-0		2-1-0		HOME		0-0-0		2-1-0		0-0-0					
5-7-0		0-0-0		0-3-0		AWAY		1-2-0		1-2-0		3-0-0					
0-0-0		0-0-0		0-0-0		NEUTRAL		0-0-0		0-0-0		0-0-0					
RPI	S	Opponent		Score		RPI	S	Opponent		Score		RPI	S	Opponent		Score	
2	A	Florida		2	8	28	H	Col. of Charleston		1	4	81	H	Kennesaw St.		3	2
24	H	Appalachian St.		7	6	28	H	Col. of Charleston		4	2	93	H	Radford		7	6
24	H	Appalachian St.		1	5	28	H	Col. of Charleston		4	2	93	H	Radford		7	6
24	H	Appalachian St.		13	3	37	A	Wake Forest		4	14	93	H	Radford		4	5
						38	A	Georgia Tech		5	3	99	A	Furman		8	9
						38	A	Georgia Tech		5	10	99	A	Furman		2	6
						38	H	Georgia Tech		9	11	99	A	Furman		7	3
						43	A	Elon		2	7						
						43	A	Elon		3	4						
						43	A	Elon		6	7						
						LAST 15 GAMES											
						123	A	Citadel		7	8	24	H	Appalachian St.		7	6
						123	A	Citadel		5	2	24	H	Appalachian St.		13	3
						123	A	Citadel		1	4	24	H	Appalachian St.		1	5
						116	A	Indiana		9	1						
						116	A	Indiana		0	3						

Non-Div. I Games:

Ga. Southern

116	A	Indiana	2	7
2	A	Florida	2	8

G
a
.
S
o
u
t
h
e
r
n

G
a
.
S
o
u
t
h
e
r
n

Average RPI Win: 160		WON-LOST RECORD		WINNING PCT. RANK		LAST 15 GAMES		STRENGTH OF SCHEDULE		OPP. STRENGTH OF SCHEDULE		TEAM RPI		ADJ RPI		CONF. RPI		ADJ CONF. RPI	
DIV. I ONLY		25-18-0		.5814 87		9-6-0		120		107		88		.53166 91		9		9	
DIV. I NON-CONF.		20-14-0		.58824 94		4-2-0		116		85		79		.53687 80		9		9	
TOTALS		RPI 1-25		RPI 26-50		W-L RECORDS		RPI 51-100		RPI 101-150		RPI 150+							
25-18-0		1-3-0		0-4-0		OVERALL		5-3-0		6-4-0		13-4-0							
21-11-0		1-3-0		0-0-0		HOME		5-3-0		5-2-0		10-3-0							
4-7-0		0-0-0		0-4-0		AWAY		0-0-0		1-2-0		3-1-0							
0-0-0		0-0-0		0-0-0		NEUTRAL		0-0-0		0-0-0		0-0-0							
20-14-0		1-3-0		0-4-0		NON-CONFERENCE		5-3-0		3-1-0		11-3-0							
19-10-0		1-3-0		0-0-0		HOME		5-3-0		3-1-0		10-3-0							
1-4-0		0-0-0		0-0-		AWAY		0-0-0		0-0-0		1-0-0							
0-0-0		0-0-0		0-0-0		NEUTRAL		0-0-0		0-0-0		0-0-0							
5-4-0		0-0-0		0-0-0		CONFERENCE		0-0-0		3-3-0		2-1-0							
2-1-0		0-0-0		0-0-0		HOME		0-0-0		2-1-0		0-0-0							
3-3-0		0-0-0		0-0-0		AWAY		0-0-0		1-2-0		2-1-0							
0-0-0		0-0-0		0-0-0		NEUTRAL		0-0-0		0-0-0		0-0-0							
RPI S	Opponent	Score		RPI S	Opponent	Score		RPI S	Opponent	Score		RPI S	Opponent	Score					
15 H	Oregon	4	1	30 A	Gonzaga	1	4	55 H	Wichita St.	6	3	125 H	San Francisco	3	1				
15 H	Oregon	6	12	30 A	Gonzaga	3	9	55 H	Wichita St.	2	1	125 H	San Francisco	0	3				
15 H	Oregon	5	14	30 A	Gonzaga	0	4	55 H	Wichita St.	4	0	125 H	San Francisco	2	1				
15 H	Oregon	2	3	30 A	Gonzaga	6	7	55 H	Wichita St.	2	4	125 H	San Francisco	3	2				
								88 H	St. Mary's (CA)	3	2	128 A	Louisiana Tech	1	4				
								88 H	St. Mary's (CA)	7	5	128 A	Louisiana Tech	4	3				
								88 H	St. Mary's (CA)	2	6	128 A	Louisiana Tech	4	9				
								88 H	St. Mary's (CA)	3	5	133 H	Fresno St.	8	2				
												133 H	Fresno St.	3	2				
												133 H	Fresno St.	3	5				
												184 A	San Jose St.	4	1				
												184 A	San Jose St.	4	6				
												184 A	San Jose St.	6	4				
												197 H	UC Davis	3	5				
												197 H	UC Davis	7	1				
												197 H	UC Davis	5	4				
												197 H	UC Davis	4	0				
												198 H	Central Mich.	2	1				
												198 H	Central Mich.	5	6				
												198 H	Central Mich.	5	1				
												198 H	Central Mich.	1	3				
												251 A	Grambling	11	8				
												254 H	Wagner	5	2				
												254 H	Wagner	9	2				
												254 H	Wagner	6	2				
												254 H	Wagner	19	3				
												254 H	Wagner	2	0				

Non-Div. I Games:

Hawaii

184	A	San Jose St.	4	1
184	A	San Jose St.	6	4

H
a
w
a
i
i

H
a
w
a
i
i

Average RPI Win:	173	WON-LOST	WINNING	LAST 15	STRENGTH OF	OPP. STRENGTH	TEAM	ADJ	CONF.	ADJ CONF.		
Average RPI Loss:	112	RECORD	PCT. RANK	GAMES	SCHEDULE	OF SCHEDULE	RPI	RPI	RPI	RPI		
DIV. I ONLY		24-20-0	.54545	118	7-8-0	74	187	97	.53163	92	17	18
DIV. I NON-CONF.		13-7-0	.65	67	2-1-0	41	199	41	.56841	41	18	18
<hr/>												
TOTALS	RPI 1-25	RPI 26-50		W-L RECORDS		RPI 51-100		RPI 101-150		RPI 150+		
24-20-0	1-1-0	1-4-0		OVERALL		3-2-0		0-6-0		19-7-0		
14-9-0	0-1-0	1-2-0		HOME		1-0-0		0-3-0		12-3-0		
10-11-0	1-0-0	0-2-0		AWAY		2-2-0		0-3-0		7-4-0		
0-0-0	0-0-0	0-0-0		NEUTRAL		0-0-0		0-0-0		0-0-0		
13-7-0	1-1-0	0-2-0		NON-CONFERENCE		3-2-0		0-0-0		9-2-0		
9-2-0	0-1-0	0-0-0		HOME		1-0-0		0-0-0		8-1-0		
4-5-0	1-0-0	0-0-		AWAY		2-2-0		0-0-0		1-1-0		
0-0-0	0-0-0	0-0-0		NEUTRAL		0-0-0		0-0-0		0-0-0		
11-13-0	0-0-0	1-2-0		CONFERENCE		0-0-0		0-6-0		10-5-0		
5-7-0	0-0-0	1-2-0		HOME		0-0-0		0-3-0		4-2-0		
6-6-0	0-0-0	0-0-0		AWAY		0-0-0		0-3-0		6-3-0		
0-0-0	0-0-0	0-0-0		NEUTRAL		0-0-0		0-0-0		0-0-0		
<hr/>												
RPI S	Opponent	Score	RPI S	Opponent	Score	RPI S	Opponent	Score	RPI S	Opponent	Score	
19 H	Virginia	5 7	27 A	Pepperdine	2 11	56 A	Long Beach St.	5 4	103 H	George Mason	2 4	
23 A	East Carolina	18 11	27 A	Pepperdine	1 6	56 A	Long Beach St.	6 7	103 H	George Mason	4 7	
			48 H	UNC Wilmington	5 4	56 A	Long Beach St.	2 3	103 H	George Mason	0 2	
			48 H	UNC Wilmington	0 4	76 A	Liberty	4 2	120 A	Hofstra	5 12	
			48 H	UNC Wilmington	6 9	76 H	Liberty	5 4	120 A	Hofstra	4 13	
									120 A	Hofstra	4 7	
									158 H	William & Mary	3 4	
									158 H	William & Mary	7 4	
									158 H	William & Mary	5 4	
									167 H	Monmouth	5 3	
									167 H	Monmouth	4 6	
									167 H	Monmouth	8 0	
									178 H	Towson	2 3	
									178 H	Towson	6 3	
									178 H	Towson	9 8	
									190 A	Delaware	11 4	
									190 A	Delaware	1 10	
									190 A	Delaware	2 6	
									200 A	Northeastern	6 2	
									200 A	Northeastern	8 2	
									200 A	Northeastern	10 3	
			LAST 15 GAMES						201 H	Binghamton	12 3	
			209 A	Old Dominion	3 0	262 A	Longwood	9 0	201 H	Binghamton	5 1	
			209 A	Old Dominion	7 6	190 A	Delaware	2 6	201 H	Binghamton	5 1	
			209 A	Old Dominion	1 4	190 A	Delaware	11 4	207 A	Richmond	1 7	
			19 H	Virginia	5 7				209 A	Old Dominion	3 0	
			158 H	William & Mary	7 4				209 A	Old Dominion	1 4	

Non-Div. I Games:

VCU

158 H William & Mary	5	4
158 H William & Mary	3	4

RPI	S	Opponent	Score	
209	A	Old Dominion	7	6
256	H	Temple	6	3
261	H	VMI	18	1
262	A	Longwood	9	0
283	H	Norfolk St.	4	3

VCU

V
C
U

V
C
U

[illegible]

Non-Div. I Games:

Radford

193	A	Winthrop	7	1
193	A	Winthrop	8	9

RPI	S	Opponent	Score	
237	H	La Salle	7	2
276	A	N.C. A&T	10	13
276	H	N.C. A&T	8	7

Radford

R
a
d
f
o
r
d

R
a
d
f
o
r
d

Average RPI Win:	155	WON-LOST	WINNING	LAST 15	STRENGTH OF	OPP. STRENGTH	TEAM	ADJ	CONF.	ADJ CONF.	
Average RPI Loss:	118	RECORD	PCT. RANK	GAMES	SCHEDULE	OF SCHEDULE	RPI	RPI	RPI	RPI	
DIV. I ONLY	24-17-1	.58333	85	9-6-0	121	146	96	.52983	94	8	8
DIV. I NON-CONF.	17-9-1	.64815	68	4-0-0	245	177	131	.51108	133	12	12
<hr/>											
TOTALS	RPI 1-25	RPI 26-50		W-L RECORDS		RPI 51-100		RPI 101-150		RPI 150+	
24-17-1	0-0-0	2-3-0		OVERALL		7-6-0		3-3-0		12-5-1	
5-5-0	0-0-0	2-1-0		HOME		1-3-0		0-0-0		2-1-0	
13-7-0	0-0-0	0-0-0		AWAY		6-3-0		3-3-0		4-1-0	
6-5-1	0-0-0	0-2-0		NEUTRAL		0-0-0		0-0-0		6-3-1	
17-9-1	0-0-0	0-2-0		NON-CONFERENCE		5-2-0		0-0-0		12-5-1	
2-2-0	0-0-0	0-0-0		HOME		0-1-0		0-0-0		2-1-0	
9-2-0	0-0-0	0-0-		AWAY		5-1-0		0-0-0		4-1-0	
6-5-1	0-0-0	0-2-0		NEUTRAL		0-0-0		0-0-0		6-3-1	
7-8-0	0-0-0	2-1-0		CONFERENCE		2-4-0		3-3-0		0-0-0	
3-3-0	0-0-0	2-1-0		HOME		1-2-0		0-0-0		0-0-0	
4-5-0	0-0-0	0-0-0		AWAY		1-2-0		3-3-0		0-0-0	
0-0-0	0-0-0	0-0-0		NEUTRAL		0-0-0		0-0-0		0-0-0	
RPI	S	Opponent	Score	RPI	S	Opponent	Score	RPI	S	Opponent	Score
				32	N	Virginia Tech	1 11	57	A	Illinois	6 3
				32	N	Virginia Tech	4 6	57	H	Illinois	3 6
				40	H	Missouri St.	2 12	60	A	Belmont	2 1
				40	H	Missouri St.	4 3	61	H	Indiana St.	3 14
				40	H	Missouri St.	2 1	61	H	Indiana St.	5 4
								61	H	Indiana St.	4 5
								71	A	Illinois St.	5 13
								71	A	Illinois St.	3 12
								71	A	Illinois St.	13 2
								81	A	Kennesaw St.	4 3
								86	A	Memphis	6 2
								86	A	Memphis	3 7
								86	A	Memphis	5 4
</											

Non-Div. I Games:

Bradley

71 A Illinois St.	5	13
71 A Illinois St.	3	12

B
r
a
d
l
e
y

B
r
a
d
l
e
y

[illegible]

Non-Div. I Games:

Seton Hall

156 H Villanova	5	12
156 H Villanova	4	7

RPI	S	Opponent	Score	
293	H	NYIT	16	7

Seton Hall

S
e
t
o
n
H
a
l
l

S
e
t
o
n
H
a
l
l

Average RPI Win: 136		WON-LOST	WINNING	LAST 15	STRENGTH OF		OPP. STRENGTH	TEAM	ADJ	CONF.	ADJ CONF.
Average RPI Loss: 65		RECORD	PCT. RANK	GAMES	SCHEDULE		OF SCHEDULE	RPI	RPI	RPI	RPI
DIV. I ONLY		22-22-0	.5	145	72		26	90	.52967	96	2
DIV. I NON-CONF.		15-8-0	.65217	64	227		121	110	.52034	114	2
TOTALS		RPI 1-25	RPI 26-50		W-L RECORDS		RPI 51-100		RPI 101-150		RPI 150+
22-22-0		3-7-0	2-8-0		OVERALL		4-0-0		6-5-0		7-2-0
19-9-0		2-4-0	0-0-0		HOME		4-0-0		6-3-0		7-2-0
2-11-0		1-2-0	1-8-0		AWAY		0-0-0		0-1-0		0-0-0
1-2-0		0-1-0	1-0-0		NEUTRAL		0-0-0		0-1-0		0-0-0
15-8-0		0-1-0	1-0-0		NON-CONFERENCE		4-0-0		3-5-0		7-2-0
14-5-0		0-0-0	0-0-0		HOME		4-0-0		3-3-0		7-2-0
0-1-0		0-0-0	0-0-		AWAY		0-0-0		0-1-0		0-0-0
1-2-0		0-1-0	1-0-0		NEUTRAL		0-0-0		0-1-0		0-0-0
7-14-0		3-6-0	1-8-0		CONFERENCE		0-0-0		3-0-0		0-0-0
5-4-0		2-4-0	0-0-0		HOME		0-0-0		3-0-0		0-0-0
2-10-0		1-2-0	1-8-0		AWAY		0-0-0		0-0-0		0-0-0
0-0-0		0-0-0	0-0-0		NEUTRAL		0-0-0		0-0-0		0-0-0
RPI S	Opponent	Score	RPI S	Opponent	Score	RPI S	Opponent	Score	RPI S	Opponent	Score
2 H	Florida	5 4	31 A	Mississippi St.	1 2	86 H	Memphis	6 3	121 H	FIU	4 3
2 H	Florida	1 3	31 A	Mississippi St.	2 3	95 H	Seton Hall	10 2	122 H	La.-Monroe	6 8
2 H	Florida	1 8	31 A	Mississippi St.	1 7	95 H	Seton Hall	9 2	122 H	La.-Monroe	4 7
9 A	South Carolina	5 4	42 N	Texas	5 4	95 H	Seton Hall	3 2	122 H	La.-Monroe	4 0
9 A	South Carolina	1 6	46 A	Georgia	3 0				135 H	Alabama	5 3
9 A	South Carolina	1 2	46 A	Auburn	4 11				135 H	Alabama	4 2
10 H	Kentucky	4 1	46 A	Auburn	5 12				135 H	Alabama	10 8
10 H	Kentucky	2 6	46 A	Auburn	3 12				137 N	Houston	4 7
10 H	Kentucky	0 6	46 A	Georgia	5 10				139 A	East Tenn. St.	3 4
11 N	Rice	1 11	46 A	Georgia	0 4				139 H	East Tenn. St.	5 4
									144 H	Middle Tenn.	4 5
									152 H	Austin Peay	4 8
									183 H	Western Ky.	8 7
									227 H	Tennessee Tech	1 5
									236 H	Northern Ill.	10 5
									236 H	Northern Ill.	7 2
									236 H	Northern Ill.	7 1
									244 H	Ball St.	9 7
									291 H	Mississippi Val.	8 4
									291 H	Mississippi Val.	5 2
			LAST 15 GAMES								
			46 A	Auburn	4 11	139 H	East Tenn. St.	5 4			
			46 A	Auburn	3 12	2 H	Florida	1 8			
			46 A	Auburn	5 12	2 H	Florida	5 4			
			152 H	Austin Peay	4 8						
			31 A	Mississippi St.	2 3						

Non-Div. I Games:

Tennessee

31 A Mississippi St.	1	7
31 A Mississippi St.	1	2

T
e
n
n
e
s
s
e
e

T
e
n
n
e
s
s
e
e

Average RPI Win: 145		WON-LOST	WINNING	LAST 15	STRENGTH OF		OPP. STRENGTH	TEAM	ADJ	CONF.	ADJ CONF.
Average RPI Loss: 105		RECORD	PCT. RANK	GAMES	SCHEDULE		OF SCHEDULE	RPI	RPI	RPI	RPI
DIV. I ONLY		24-20-0	.54545	118	10-5-0		95	103	93	.52959	97
DIV. I NON-CONF.		16-15-0	.51613	138	2-0-0		163	120	138	.50609	138
TOTALS		RPI 1-25	RPI 26-50		W-L RECORDS		RPI 51-100		RPI 101-150		RPI 150+
24-20-0		2-5-0	0-0-0		OVERALL		3-4-0		5-5-0		14-6-0
14-8-0		2-2-0	0-0-0		HOME		2-2-0		1-2-0		9-2-0
10-12-0		0-3-0	0-0-0		AWAY		1-2-0		4-3-0		5-4-0
0-0-0		0-0-0	0-0-0		NEUTRAL		0-0-0		0-0-0		0-0-0
16-15-0		0-3-0	0-0-0		NON-CONFERENCE		1-3-0		3-4-0		12-5-0
10-5-0		0-0-0	0-0-0		HOME		0-1-0		1-2-0		9-2-0
6-10-0		0-3-0	0-0-		AWAY		1-2-0		2-2-0		3-3-0
0-0-0		0-0-0	0-0-0		NEUTRAL		0-0-0		0-0-0		0-0-0
8-5-0		2-2-0	0-0-0		CONFERENCE		2-1-0		2-1-0		2-1-0
4-3-0		2-2-0	0-0-0		HOME		2-1-0		0-0-0		0-0-0
4-2-0		0-0-0	0-0-0		AWAY		0-0-0		2-1-0		2-1-0
0-0-0		0-0-0	0-0-0		NEUTRAL		0-0-0		0-0-0		0-0-0
RPI S	Opponent	Score	RPI S	Opponent	Score	RPI S	Opponent	Score	RPI S	Opponent	Score
4 A	UCLA	2 11				66 H	Nevada	2 0	113 H	Cal St. Northridge	4 6
4 A	UCLA	2 6				66 H	Nevada	1 9	113 H	Cal St. Northridge	2 0
4 A	UCLA	2 5				66 H	Nevada	8 7	113 H	Cal St. Northridge	3 5
21 H	New Mexico St.	10 7				78 A	Utah Valley	6 10	125 A	San Francisco	3 1
21 H	New Mexico St.	1 6				78 A	Utah Valley	13 3	128 A	Louisiana Tech	2 1
21 H	New Mexico St.	8 7				78 A	Utah Valley	8 13	128 A	Louisiana Tech	11 6
21 H	New Mexico St.	4 16				88 H	St. Mary's (CA)	2 7	128 A	Louisiana Tech	5 7
									147 A	UC Riverside	5 2
									147 A	UC Riverside	4 15
									147 A	UC Riverside	0 1
									161 A	CSU Bakersfield	4 11
									161 A	CSU Bakersfield	2 0
									161 A	CSU Bakersfield	2 5
									169 H	Dartmouth	1 0
									169 H	Dartmouth	1 6
									169 H	Dartmouth	4 12
									169 H	Dartmouth	11 3
									169 H	Dartmouth	8 2
									174 H	Seattle	6 5
									174 H	Seattle	9 6
									174 H	Seattle	8 7
									184 A	San Jose St.	7 8
									184 A	San Jose St.	7 2
									184 A	San Jose St.	8 3
									195 A	Utah	6 2
									197 A	UC Davis	8 5
									197 H	UC Davis	11 4
			LAST 15 GAMES								
			184 A	San Jose St.	7 8	21 H	New Mexico St.	8 7			
			184 A	San Jose St.	8 3	21 H	New Mexico St.	10 7			
			184 A	San Jose St.	7 2	21 H	New Mexico St.	1 6			
			66 H	Nevada	1 9						
			66 H	Nevada	8 7						

Non-Div. I Games:

Sacramento St.

Sacramento St.

66	H	Nevada	2	0
197	A	UC Davis	8	5

Through Games Of Sunday, April 29

RPI	S	Opponent	Score	
213	H	Creighton	7	2
238	A	Pacific	10	13
238	H	Pacific	6	3

Sacramento St.

S
a
c
r
a
m
e
n
t
o
S
t
.

S
a
c
r
a
m
e
n
t
o
S
t
.

Average RPI Win:		149	WON-LOST RECORD		WINNING PCT. RANK	LAST 15 GAMES	STRENGTH OF SCHEDULE		OPP. STRENGTH OF SCHEDULE	TEAM RPI	ADJ RPI	CONF. RPI	ADJ CONF. RPI				
DIV. I ONLY			25-18-0		.5814	87	9-6-0		168	42	102	.52855	98	5	5		
DIV. I NON-CONF.			16-12-0		.57143	102	3-3-0		218	60	137	.51058	134	4	4		
TOTALS		RPI 1-25		RPI 26-50		W-L RECORDS		RPI 51-100		RPI 101-150		RPI 150+					
25-18-0		3-6-0		1-1-0		OVERALL		3-0-0		6-6-0		12-5-0					
17-8-0		1-2-0		0-0-0		HOME		3-0-0		6-3-0		7-3-0					
7-7-0		2-2-0		1-0-0		AWAY		0-0-0		0-3-0		4-2-0					
1-3-0		0-2-0		0-1-0		NEUTRAL		0-0-0		0-0-0		1-0-0					
16-12-0		1-2-0		1-1-0		NON-CONFERENCE		0-0-0		4-5-0		10-4-0					
11-5-0		0-0-0		0-0-0		HOME		0-0-0		4-2-0		7-3-0					
4-4-0		1-0-0		1-0-		AWAY		0-0-0		0-3-0		2-1-0					
1-3-0		0-2-0		0-1-0		NEUTRAL		0-0-0		0-0-0		1-0-0					
9-6-0		2-4-0		0-0-0		CONFERENCE		3-0-0		2-1-0		2-1-0					
6-3-0		1-2-0		0-0-0		HOME		3-0-0		2-1-0		0-0-0					
3-3-0		1-2-0		0-0-0		AWAY		0-0-0		0-0-0		2-1-0					
0-0-0		0-0-0		0-0-0		NEUTRAL		0-0-0		0-0-0		0-0-0					
RPI	S	Opponent		Score		RPI	S	Opponent		Score		RPI	S	Opponent		Score	
5	N	Purdue		9	10	31	N	Mississippi St.		0	5	86	H	Memphis		2	1
7	N	LSU		3	8	46	A	Auburn		5	4	86	H	Memphis		2	1
11	A	Rice		2	1							86	H	Memphis		2	0
11	A	Rice		3	6							122	A	La.-Monroe		1	2
11	A	Rice		6	8							122	H	La.-Monroe		7	5
20	H	UCF		1	0							135	A	Alabama		3	8
20	H	UCF		6	11							135	H	Alabama		14	2
20	H	UCF		3	12							137	H	Houston		5	10
22	A	Ole Miss		10	0							137	H	Houston		17	2
												137	H	Houston		8	0
												146	H	Nicholls St.		5	2
												146	H	Nicholls St.		4	5
												146	H	Nicholls St.		5	1
												149	A	South Ala.		7	8
												149	H	South Ala.		3	5
												151	A	La.-Lafayette		5	12
												151	A	La.-Lafayette		4	3
												151	A	La.-Lafayette		11	3
												160	H	Troy		2	1
												160	H	Troy		0	3
												160	H	Troy		8	1
												176	H	Murray St.		4	6
												176	H	Murray St.		9	7
												176	H	Murray St.		6	11
												218	A	Marshall		1	2
												218	A	Marshall		5	3
												218	A	Marshall		2	0
												219	N	Charleston So.		16	2
												265	H	Alcorn St.		17	3
												265	H	Alcorn St.		9	7
LAST 15 GAMES																	
						218	A	Marshall		5	3	149	A	South Ala.		7	8
						218	A	Marshall		1	2	20	H	UCF		3	12
						218	A	Marshall		2	0	20	H	UCF		6	11
						31	N	Mississippi St.		0	5						
						86	H	Memphis		2	1						

Non-Div. I Games:

Southern Miss.

Southern Miss.

Through Games Of Sunday, April 29

86	H	Memphis	2	0
86	H	Memphis	2	1

RPI	S	Opponent	Score	
265	H	Alcorn St.	13	1
291	H	Mississippi Val.	5	1

Southern Miss.

S
o
u
t
h
e
r
n
M
i
s
s
.

S
o
u
t
h
e
r
n
M
i
s
s
.

Average RPI Win: 128		WON-LOST RECORD		WINNING PCT. RANK		LAST 15 GAMES		STRENGTH OF SCHEDULE		OPP. STRENGTH OF SCHEDULE		TEAM RPI		ADJ RPI		CONF. RPI		ADJ CONF. RPI					
DIV. I ONLY		19-24-0		.44186 189		4-11-0		23		123		98		.52788 99		7 7							
DIV. I NON-CONF.		12-10-0		.54545 117		2-3-0		73		162		89		.53153 90		7 7							
TOTALS		RPI 1-25		RPI 26-50		W-L RECORDS		RPI 51-100		RPI 101-150		RPI 150+											
19-24-0		0-4-0		3-5-0		OVERALL		4-9-0		3-2-0		9-4-0											
11-13-0		0-1-0		2-5-0		HOME		3-3-0		0-1-0		6-3-0											
8-11-0		0-3-0		1-0-0		AWAY		1-6-0		3-1-0		3-1-0											
0-0-0		0-0-0		0-0-0		NEUTRAL		0-0-0		0-0-0		0-0-0											
12-10-0		0-1-0		1-1-0		NON-CONFERENCE		1-3-0		1-1-0		9-4-0											
7-8-0		0-1-0		0-1-0		HOME		1-2-0		0-1-0		6-3-0											
5-2-0		0-0-0		1-0-		AWAY		0-1-0		1-0-0		3-1-0											
0-0-0		0-0-0		0-0-0		NEUTRAL		0-0-0		0-0-0		0-0-0											
7-14-0		0-3-0		2-4-0		CONFERENCE		3-6-0		2-1-0		0-0-0											
4-5-0		0-0-0		2-4-0		HOME		2-1-0		0-0-0		0-0-0											
3-9-0		0-3-0		0-0-0		AWAY		1-5-0		2-1-0		0-0-0											
0-0-0		0-0-0		0-0-0		NEUTRAL		0-0-0		0-0-0		0-0-0											
RPI	S	Opponent		Score		RPI	S	Opponent		Score		RPI	S	Opponent		Score							
9	H	South Carolina		5	8	28	H	Col. of Charleston		3	4	51	H	Michigan St.		2	6	117	A	UNC Greensboro	4	9	
24	A	Appalachian St.		0	14	28	H	Col. of Charleston		6	14	51	H	Michigan St.		2	4	117	A	UNC Greensboro	9	8	
24	A	Appalachian St.		5	6	28	H	Col. of Charleston		11	13	70	A	Samford		1	4	117	A	UNC Greensboro	11	3	
24	A	Appalachian St.		2	14	33	H	Clemson		5	12	70	A	Samford		1	11	139	A	East Tenn. St.	7	4	
						43	H	Elon		1	3	70	A	Samford		3	2	139	H	East Tenn. St.	2	14	
						43	H	Elon		5	4	73	A	S.C. Upstate		3	17	166	A	Gardner-Webb	6	4	
						43	H	Elon		18	2	73	H	S.C. Upstate		10	7	171	A	UNC Asheville	6	1	
						46	A	Georgia		5	4	83	A	Western Caro.		2	9	171	H	UNC Asheville	4	5	
												83	A	Western Caro.		5	11	172	H	Toledo	9	5	
												83	A	Western Caro.		0	3	172	H	Toledo	8	3	
												90	H	Ga. Southern		3	7	172	H	Toledo	8	5	
												90	H	Ga. Southern		6	2	187	A	Presbyterian	16	4	
												90	H	Ga. Southern		9	8	187	H	Presbyterian	7	5	
																		188	H	Miami (OH)	8	6	
																		188	H	Miami (OH)	2	8	
																		188	H	Miami (OH)	11	12	
																		188	H	Miami (OH)	10	2	
																		193	A	Winthrop	2	5	
LAST 15 GAMES																							
						187	A	Presbyterian		16	4	83	A	Western Caro.		2	9						
						139	H	East Tenn. St.		2	14	83	A	Western Caro.		0	3						
						24	A	Appalachian St.		5	6	33	H	Clemson		5	12						
						24	A	Appalachian St.		0	14												
						24	A	Appalachian St.		2	14												

Non-Div. I Games:

Furman

46	A	Georgia	5	4
83	A	Western Caro.	5	11

F
u
r
m
a
n

F
u
r
m
a
n

Average RPI Win: 167		WON-LOST RECORD		WINNING PCT. RANK		LAST 15 GAMES		STRENGTH OF SCHEDULE		OPP. STRENGTH OF SCHEDULE		TEAM RPI		ADJ RPI		CONF. RPI		ADJ CONF. RPI	
DIV. I ONLY		24-17-0		.58537 83		11-3-0		158		84		99		.52716 100		4		4	
DIV. I NON-CONF.		12-10-0		.54545 117		0-1-0		257		155		185		.48432 183		6		5	
TOTALS		RPI 1-25		RPI 26-50		W-L RECORDS		RPI 51-100		RPI 101-150		RPI 150+							
24-17-0		0-3-0		3-6-0		OVERALL		5-6-0		1-2-0		15-0-0							
18-3-0		0-0-0		1-1-0		HOME		4-0-0		1-2-0		12-0-0							
6-14-0		0-3-0		2-5-0		AWAY		1-6-0		0-0-0		3-0-0							
0-0-0		0-0-0		0-0-0		NEUTRAL		0-0-0		0-0-0		0-0-0							
12-10-0		0-0-0		2-4-0		NON-CONFERENCE		0-4-0		1-2-0		9-0-0							
11-3-0		0-0-0		1-1-0		HOME		0-0-0		1-2-0		9-0-0							
1-7-0		0-0-0		1-0-		AWAY		0-4-0		0-0-0		0-0-0							
0-0-0		0-0-0		0-0-0		NEUTRAL		0-0-0		0-0-0		0-0-0							
12-7-0		0-3-0		1-2-0		CONFERENCE		5-2-0		0-0-0		6-0-0							
7-0-0		0-0-0		0-0-0		HOME		4-0-0		0-0-0		3-0-0							
5-7-0		0-3-0		1-2-0		AWAY		1-2-0		0-0-0		3-0-0							
0-0-0		0-0-0		0-0-0		NEUTRAL		0-0-0		0-0-0		0-0-0							
RPI	S	Opponent		Score	RPI	S	Opponent		Score	RPI	S	Opponent		Score					
3	A	Baylor		4 7	34	H	Dallas Baptist		9 7	55	A	Wichita St.		1 2					
3	A	Baylor		4 5	40	A	Missouri St.		2 5	58	H	Oklahoma		6 1					
3	A	Baylor		2 3	40	H	Missouri St.		1 7	65	A	Cal Poly		0 6					
					41	A	TCU		0 2	65	A	Cal Poly		0 6					
					41	A	TCU		4 3	65	A	Cal Poly		3 11					
					41	A	TCU		5 6	87	A	Missouri		1 4					
					42	A	Texas		3 1	87	A	Missouri		3 2					
					42	A	Texas		2 3	87	A	Missouri		2 4					
					42	A	Texas		0 5	89	H	Texas Tech		5 2					
										89	H	Texas Tech		7 1					
										89	H	Texas Tech		2 1					

Non-Div. I Games: St. Gregory's 11 0 Northeastern St. 6 4

Oklahoma St.

89 H Texas Tech	5	2
89 H Texas Tech	2	1

O
k
l
a
h
o
m
a
s
t
.

O
k
l
a
h
o
m
a
s
t
.

Average RPI Win:		188	WON-LOST RECORD		WINNING PCT. RANK		LAST 15 GAMES		STRENGTH OF SCHEDULE		OPP. STRENGTH OF SCHEDULE		TEAM RPI		ADJ RPI		CONF. RPI		ADJ CONF. RPI				
Average RPI Loss:		93																					
DIV. I ONLY			26-19-0		.57778 94		10-5-0		143		138		104		.52679 101		21		21				
DIV. I NON-CONF.			14-15-0		.48276 147		5-4-0		103		64		126		.51639 123		22		22				
TOTALS		RPI 1-25		RPI 26-50		W-L RECORDS		RPI 51-100		RPI 101-150		RPI 150+											
26-19-0		0-3-0		1-6-0		OVERALL		2-0-0		2-4-0		21-6-0											
11-3-0		0-0-0		0-0-0		HOME		0-0-0		0-0-0		11-3-0											
13-16-0		0-3-0		1-6-0		AWAY		1-0-0		2-4-0		9-3-0											
2-0-0		0-0-0		0-0-0		NEUTRAL		1-0-0		0-0-0		1-0-0											
14-15-0		0-3-0		1-6-0		NON-CONFERENCE		2-0-0		2-4-0		9-2-0											
5-0-0		0-0-0		0-0-0		HOME		0-0-0		0-0-0		5-0-0											
8-15-0		0-3-0		1-0-		AWAY		1-0-0		2-4-0		4-2-0											
1-0-0		0-0-0		0-0-0		NEUTRAL		1-0-0		0-0-0		0-0-0											
12-4-0		0-0-0		0-0-0		CONFERENCE		0-0-0		0-0-0		12-4-0											
6-3-0		0-0-0		0-0-0		HOME		0-0-0		0-0-0		6-3-0											
5-1-0		0-0-0		0-0-0		AWAY		0-0-0		0-0-0		5-1-0											
1-0-0		0-0-0		0-0-0		NEUTRAL		0-0-0		0-0-0		1-0-0											
RPI	S	Opponent		Score		RPI	S	Opponent		Score		RPI	S	Opponent		Score		RPI	S	Opponent		Score	
1	A	Florida St.		6	17	27	A	Pepperdine		1	7	62	A	Boston College		16	4	113	A	Cal St. Northridge		10	8
1	A	Florida St.		5	6	27	A	Pepperdine		1	2	77	N	Connecticut		2	0	113	A	Cal St. Northridge		5	4
1	A	Florida St.		0	2	27	A	Pepperdine		2	8							115	A	UC Santa Barbara		7	10
						28	A	Col. of Charleston		9	5							115	A	UC Santa Barbara		7	13
						44	A	Vanderbilt		0	8							115	A	UC Santa Barbara		3	13
						44	A	Vanderbilt		4	9							119	A	Stony Brook		2	8
						44	A	Vanderbilt		8	12							154	H	Xavier		5	14
																		154	H	Xavier		9	5
																		154	H	Xavier		8	7
																		154	N	Xavier		8	4
																		155	H	Bryant		10	3
																		158	A	William & Mary		4	3
																		158	A	William & Mary		1	2
																		158	A	William & Mary		1	2
																		182	H	Charlotte		5	1
																		182	H	Charlotte		3	6
																		182	H	Charlotte		5	2
																		200	H	Northeastern		7	1
																		205	A	Central Conn. St.		10	5
																		216	H	George Washington		10	2
																		216	H	George Washington		0	2
																		216	H	George Washington		1	0
																		217	A	Saint Joseph's		5	4
																		217	A	Saint Joseph's		2	3
																		217	A	Saint Joseph's		15	1
																		243	A	St. Bonaventure		12	6
																		243	A	St. Bonaventure		13	0
LAST 15 GAMES																							
		1 A Florida St.		5	6	154 H Xavier						8	7	216 H George Washington						1	0		
		1 A Florida St.		0	2	119 A Stony Brook						2	8	217 A Saint Joseph's						5	4		
		1 A Florida St.		6	17	62 A Boston College						16	4	217 A Saint Joseph's						2	3		
		280 H Hartford		5	2									217 A Saint Joseph's						15	1		
		281 H Brown		13	4									243 A St. Bonaventure						12	6		

Non-Div. I Games:

Rhode Island

154	H	Xavier	9	5
154	H	Xavier	5	14

RPI	S	Opponent	Score	
243	A	St. Bonaventure	12	8
249	A	Sacred Heart	7	5
263	H	Iona	10	4
280	H	Hartford	5	2
281	H	Brown	13	4
285	A	Quinnipiac	8	6

[illegible]

Non-Div. I Games:

North Florida

109	H	Lipscomb	6	0
109	H	Lipscomb	1	6

RPI	S	Opponent	Score	
287	H	Florida A&M	7	1

North Florida

N
o
r
t
h
F
l
o
r
i
d
a

N
o
r
t
h
F
l
o
r
i
d
a

[illegible]

Non-Div. I Games:

George Mason

209	H	Old Dominion	16	6
209	H	Old Dominion	7	1

RPI	S	Opponent	Score	
223	A	James Madison	2	5
223	A	James Madison	3	2
226	A	Georgetown	6	3
226	H	Georgetown	12	8
240	A	Rider	12	1
252	A	Navy	8	6
256	H	Temple	19	4
262	A	Longwood	7	9
262	H	Longwood	6	8
290	A	Mt. St. Mary's	5	2
297	A	Coppin St.	4	5

Average RPI Win: 205		WON-LOST RECORD		WINNING PCT. RANK		LAST 15 GAMES		STRENGTH OF SCHEDULE		OPP. STRENGTH OF SCHEDULE		TEAM RPI		ADJ RPI		CONF. RPI		ADJ CONF. RPI	
Average RPI Loss: 151																			
DIV. I ONLY		33-12-0		.73333 14		8-7-0		258		193		103		.52407 104		15		16	
DIV. I NON-CONF.		24-6-0		.8 14		4-2-0		259		226		72		.54112 73		17		17	
TOTALS		RPI 1-25		RPI 26-50		W-L RECORDS		RPI 51-100		RPI 101-150		RPI 150+							
33-12-0		1-1-0		0-0-0		OVERALL		1-2-0		4-3-0		27-6-0							
24-5-0		1-0-0		0-0-0		HOME		0-0-0		2-1-0		21-4-0							
9-7-0		0-1-0		0-0-0		AWAY		1-2-0		2-2-0		6-2-0							
0-0-0		0-0-0		0-0-0		NEUTRAL		0-0-0		0-0-0		0-0-0							
24-6-0		1-1-0		0-0-0		NON-CONFERENCE		0-0-0		4-3-0		19-2-0							
20-3-0		1-0-0		0-0-0		HOME		0-0-0		2-1-0		17-2-0							
4-3-0		0-1-0		0-0-		AWAY		0-0-0		2-2-0		2-0-0							
0-0-0		0-0-0		0-0-0		NEUTRAL		0-0-0		0-0-0		0-0-0							
9-6-0		0-0-0		0-0-0		CONFERENCE		1-2-0		0-0-0		8-4-0							
4-2-0		0-0-0		0-0-0		HOME		0-0-0		0-0-0		4-2-0							
5-4-0		0-0-0		0-0-0		AWAY		1-2-0		0-0-0		4-2-0							
0-0-0		0-0-0		0-0-0		NEUTRAL		0-0-0		0-0-0		0-0-0							
RPI S	Opponent	Score		RPI S	Opponent	Score		RPI S	Opponent	Score		RPI S	Opponent	Score					
14 A	North Carolina St.	2	9					76 A	Liberty	4	5	109 A	Lipscomb	2	6				
14 H	North Carolina St.	8	6					76 A	Liberty	7	6	109 A	Lipscomb	5	2				
								76 A	Liberty	6	8	109 A	Lipscomb	4	10				
												114 A	Duke	10	4				
												114 H	Duke	7	9				
												140 H	Holy Cross	9	4				
												140 H	Holy Cross	8	0				
												156 H	Valparaiso	3	2				
												156 H	Valparaiso	6	5				
												156 H	Valparaiso	7	3				
												171 H	UNC Asheville	4	3				
												171 H	UNC Asheville	2	3				
												171 H	UNC Asheville	13	6				
												186 H	Marist	9	8				
												186 H	Marist	10	3				
												186 H	Marist	5	7				
												193 A	Winthrop	6	4				
												193 A	Winthrop	7	6				
												193 A	Winthrop	8	0				
												219 H	Charleston So.	5	2				
												219 H	Charleston So.	6	2				
												219 H	Charleston So.	3	4				
												220 H	Fordham	6	7				
												220 H	Fordham	5	2				
												220 H	Fordham	9	0				
												240 H	Rider	9	3				
												240 H	Rider	13	10				
				LAST 15 GAMES															
				109 A	Lipscomb	4	10	171 H	UNC Asheville	13	6								
				109 A	Lipscomb	2	6	171 H	UNC Asheville	2	3								
				109 A	Lipscomb	5	2	171 H	UNC Asheville	4	3								
				261 A	VMI	7	8												
				261 A	VMI	2	3												

Non-Div. I Games:

Campbell

261	A	VMI	6	4
14	H	North Carolina St.	8	6

RPI	S	Opponent	Score	
261	A	VMI	7	8
261	A	VMI	6	4
261	A	VMI	2	3
262	H	Longwood	5	2
262	H	Longwood	9	5
262	H	Longwood	15	6
276	A	N.C. A&T	7	2
276	H	N.C. A&T	18	5
282	A	N.C. Central	20	0
282	H	N.C. Central	6	1
282	H	N.C. Central	15	2
297	H	Coppin St.	12	2
297	H	Coppin St.	12	0

C
a
m
p
b
e
l
l

C
a
m
p
b
e
l
l

UAB				Through Games Of Sunday, April 29											
Average RPI Win: 163		WON-LOST	WINNING	LAST 15	STRENGTH OF		OPP. STRENGTH	TEAM	ADJ		CONF.	ADJ CONF.			
Average RPI Loss: 88		RECORD	PCT. RANK	GAMES	SCHEDULE		OF SCHEDULE	RPI	RPI		RPI	RPI			
DIV. I ONLY		26-20-0	.56522	106	7-8-0		154	72	107	.52375	105	5	5		
DIV. I NON-CONF.		19-12-0	.6129	84	3-4-0		213	82	118	.51985	115	4	4		
TOTALS		RPI 1-25	RPI 26-50		W-L RECORDS		RPI 51-100		RPI 101-150		RPI 150+				
26-20-0		1-5-0	1-3-0		OVERALL		2-6-0		7-1-0		15-5-0				
19-8-0		0-0-0	0-0-0		HOME		1-4-0		6-1-0		12-3-0				
6-11-0		1-5-0	1-3-0		AWAY		0-2-0		1-0-0		3-1-0				
1-1-0		0-0-0	0-0-0		NEUTRAL		1-0-0		0-0-0		0-1-0				
19-12-0		0-0-0	1-3-0		NON-CONFERENCE		1-4-0		4-1-0		13-4-0				
13-5-0		0-0-0	0-0-0		HOME		0-2-0		3-1-0		10-2-0				
5-6-0		0-0-0	1-0-		AWAY		0-2-0		1-0-0		3-1-0				
1-1-0		0-0-0	0-0-0		NEUTRAL		1-0-0		0-0-0		0-1-0				
7-8-0		1-5-0	0-0-0		CONFERENCE		1-2-0		3-0-0		2-1-0				
6-3-0		0-0-0	0-0-0		HOME		1-2-0		3-0-0		2-1-0				
1-5-0		1-5-0	0-0-0		AWAY		0-0-0		0-0-0		0-0-0				
0-0-0		0-0-0	0-0-0		NEUTRAL		0-0-0		0-0-0		0-0-0				
RPI	S	Opponent	Score	RPI	S	Opponent	Score	RPI	S	Opponent	Score	RPI	S	Opponent	Score
20	A	UCF	3 7	33	A	Clemson	2 1	59	H	Tulane	4 3	135	A	Alabama	9 1
20	A	UCF	11 4	33	A	Clemson	1 6	59	H	Tulane	3 9	135	H	Alabama	1 0
20	A	UCF	7 8	33	A	Clemson	4 7	59	H	Tulane	6 13	136	H	Penn St.	4 5
23	A	East Carolina	2 12	36	A	Coastal Caro.	0 7	70	A	Samford	0 11	136	H	Penn St.	3 2
23	A	East Carolina	6 11					70	H	Samford	2 9	136	H	Penn St.	9 3
23	A	East Carolina	5 6					77	N	Connecticut	15 4	137	H	Houston	12 8
								81	A	Kennesaw St.	3 7	137	H	Houston	1 0
								81	H	Kennesaw St.	3 8	137	H	Houston	11 9
												160	A	Troy	9 7
												160	H	Troy	4 3
												166	H	Gardner-Webb	1 5
												166	H	Gardner-Webb	5 1
												166	H	Gardner-Webb	10 5
												192	A	Jacksonville St.	14 8
												192	A	Jacksonville St.	3 4
												192	H	Jacksonville St.	5 4
												195	H	Utah	7 1
												195	H	Utah	0 11
												195	H	Utah	2 1
												218	H	Marshall	4 7
												218	H	Marshall	5 1
												218	H	Marshall	5 1
												230	N	Michigan	1 3
												244	H	Ball St.	7 4
												244	H	Ball St.	4 3
												244	H	Ball St.	1 0
												253	A	Alabama St.	3 2
				LAST 15 GAMES											
				137 H Houston				1	0	166 H Gardner-Webb				10	5
				137 H Houston				12	8	70 A Samford				0	11
				137 H Houston				11	9	59 H Tulane				3	9
				70 H Samford				2	9						
				81 H Kennesaw St.				3	8						

Non-Div. I Games:

UAB

UAB

166	H	Gardner-Webb	1	5
166	H	Gardner-Webb	5	1

Through Games Of Sunday, April 29

RPI	S	Opponent	Score	
253	H	Alabama St.	12	3

UAB

U
A
B

U
A
B

Average RPI Win: 177		WON-LOST RECORD	WINNING PCT. RANK	LAST 15 GAMES	STRENGTH OF SCHEDULE	OPP. STRENGTH OF SCHEDULE	TEAM RPI	ADJ RPI	CONF. RPI	ADJ CONF. RPI					
Average RPI Loss: 90															
DIV. I ONLY		29-18-0	.61702	62	9-6-0	194	104	108	.52323	106	10	10			
DIV. I NON-CONF.		19-6-0	.76	28	3-1-0	236	188	75	.54205	71	11	11			
<hr/>															
TOTALS		RPI 1-25		RPI 26-50		W-L RECORDS		RPI 51-100		RPI 101-150		RPI 150+			
29-18-0		0-0-0		2-5-0		OVERALL		4-4-0		4-8-0		19-1-0			
14-6-0		0-0-0		1-2-0		HOME		3-3-0		0-0-0		10-1-0			
15-12-0		0-0-0		1-3-0		AWAY		1-1-0		4-8-0		9-0-0			
0-0-0		0-0-0		0-0-0		NEUTRAL		0-0-0		0-0-0		0-0-0			
19-6-0		0-0-0		1-3-0		NON-CONFERENCE		1-0-0		1-2-0		16-1-0			
10-1-0		0-0-0		0-0-0		HOME		0-0-0		0-0-0		10-1-0			
9-5-0		0-0-0		1-0-		AWAY		1-0-0		1-2-0		6-0-0			
0-0-0		0-0-0		0-0-0		NEUTRAL		0-0-0		0-0-0		0-0-0			
10-12-0		0-0-0		1-2-0		CONFERENCE		3-4-0		3-6-0		3-0-0			
4-5-0		0-0-0		1-2-0		HOME		3-3-0		0-0-0		0-0-0			
6-7-0		0-0-0		0-0-0		AWAY		0-1-0		3-6-0		3-0-0			
0-0-0		0-0-0		0-0-0		NEUTRAL		0-0-0		0-0-0		0-0-0			
RPI	S	Opponent	Score	RPI	S	Opponent	Score	RPI	S	Opponent	Score				
				31	A	Mississippi St.	6 1	60	H	Belmont	10 4	107	A	Fla. Gulf Coast	4 2
				31	A	Mississippi St.	3 5	60	H	Belmont	7 4	107	A	Fla. Gulf Coast	1 4
				31	A	Mississippi St.	1 3	60	H	Belmont	6 7	107	A	Fla. Gulf Coast	4 3
				38	A	Georgia Tech	4 6	81	A	Kennesaw St.	1 6	108	A	High Point	3 4
				50	H	Stetson	1 8	81	H	Kennesaw St.	0 8	108	A	High Point	1 3
				50	H	Stetson	6 7	81	H	Kennesaw St.	4 9	108	A	High Point	5 2
				50	H	Stetson	7 4	81	H	Kennesaw St.	2 1	109	A	Lipscomb	3 11
								90	A	Ga. Southern	12 4	109	A	Lipscomb	4 7
												109	A	Lipscomb	2 7
												139	A	East Tenn. St.	2 7
												139	A	East Tenn. St.	8 13
												139	A	East Tenn. St.	3 1
												170	A	Georgia St.	12 5
												170	H	Georgia St.	11 0
												181	H	Morehead St.	22 6
												181	H	Morehead St.	8 9
												181	H	Morehead St.	2 1
												181	H	Morehead St.	10 0
												187	H	Presbyterian	10 3
												187	H	Presbyterian	9 3
												187	H	Presbyterian	12 1
				LAST 15 GAMES								208	A	Jacksonville	5 0
				208	A	Jacksonville	8 5	139	A	East Tenn. St.	3 1	208	A	Jacksonville	8 5
				208	A	Jacksonville	5 0	81	A	Kennesaw St.	1 6	208	A	Jacksonville	3 2
				208	A	Jacksonville	3 2	60	H	Belmont	6 7	253	A	Alabama St.	6 0
				253	A	Alabama St.	6 2					253	A	Alabama St.	6 2
				253	A	Alabama St.	6 0					286	A	Savannah St.	8 5

Non-Div. I Games:

Mercer

139	A	East Tenn. St.	2	7
139	A	East Tenn. St.	8	13

RPI	S	Opponent	Score	
286	H	Savannah St.	5	1
287	A	Florida A&M	19	1
287	A	Florida A&M	8	2
287	H	Florida A&M	13	2
287	H	Florida A&M	13	5

Mercer

M
e
r
c
e
r

M
e
r
c
e
r

Average RPI Win:	111	WON-LOST RECORD	WINNING PCT. RANK	LAST 15 GAMES	STRENGTH OF SCHEDULE	OPP. STRENGTH OF SCHEDULE	TEAM RPI	ADJ RPI	CONF. RPI	ADJ CONF. RPI	
DIV. I ONLY		18-25-0	.4186 213	8-7-0	33	79	114	.52311 107	10	10	
DIV. I NON-CONF.		9-16-0	.36 230	3-3-0	17	29	123	.51984 116	11	11	
<hr/>											
TOTALS	RPI 1-25	RPI 26-50		W-L RECORDS	RPI 51-100		RPI 101-150		RPI 150+		
18-25-0	2-4-0	0-0-0		OVERALL	6-11-0		4-6-0		6-4-0		
14-12-0	0-1-0	0-0-0		HOME	5-4-0		4-5-0		5-2-0		
4-13-0	2-3-0	0-0-0		AWAY	1-7-0		0-1-0		1-2-0		
0-0-0	0-0-0	0-0-0		NEUTRAL	0-0-0		0-0-0		0-0-0		
<hr/>											
9-16-0	2-4-0	0-0-0		NON-CONFERENCE	2-9-0		0-1-0		5-2-0		
7-7-0	0-1-0	0-0-0		HOME	2-4-0		0-0-0		5-2-0		
2-9-0	2-3-0	0-0-		AWAY	0-5-0		0-1-0		0-0-0		
0-0-0	0-0-0	0-0-0		NEUTRAL	0-0-0		0-0-0		0-0-0		
<hr/>											
9-9-0	0-0-0	0-0-0		CONFERENCE	4-2-0		4-5-0		1-2-0		
7-5-0	0-0-0	0-0-0		HOME	3-0-0		4-5-0		0-0-0		
2-4-0	0-0-0	0-0-0		AWAY	1-2-0		0-0-0		1-2-0		
0-0-0	0-0-0	0-0-0		NEUTRAL	0-0-0		0-0-0		0-0-0		
<hr/>											
RPI S	Opponent	Score		RPI S	Opponent	Score		RPI S	Opponent	Score	
1 A	Florida St.	5	1			62 H	Boston College 0 3	102 H	North Florida	2	0
2 A	Florida	2	4			62 H	Boston College 8 11	102 H	North Florida	7	4
2 A	Florida	3	8			62 H	Boston College 8 5	102 H	North Florida	4	10
2 A	Florida	2	3			72 H	Fla. Atlantic 6 5	106 H	Mercer	4	1
17 A	Miami (FL)	4	2			73 A	S.C. Upstate 4 3	106 H	Mercer	3	4
17 H	Miami (FL)	0	3			73 A	S.C. Upstate 2 10	106 H	Mercer	2	4
						73 A	S.C. Upstate 0 6	121 A	FIU	3	10
						79 H	Rutgers 8 12	139 H	East Tenn. St.	1	2
						79 H	Rutgers 2 7	139 H	East Tenn. St.	4	0
						81 H	Kennesaw St. 6 0	139 H	East Tenn. St.	2	7
						81 H	Kennesaw St. 5 2	155 H	Bryant	8	1
						81 H	Kennesaw St. 2 1	155 H	Bryant	5	4
						84 A	New Mexico 1 2	155 H	Bryant	5	1
						84 A	New Mexico 6 12	177 H	Bethune-Cookman	1	3
						84 A	New Mexico 3 6	177 H	Bethune-Cookman	6	8
						89 A	Texas Tech 4 11	177 H	Bethune-Cookman	7	3
						89 A	Texas Tech 8 14	208 A	Jacksonville	4	9
								208 A	Jacksonville	7	3
								208 A	Jacksonville	0	3
								230 H	Michigan	8	1
<hr/>											
				LAST 15 GAMES							
				81 H	Kennesaw St. 6 0	208 A	Jacksonville 0 3				
				81 H	Kennesaw St. 2 1	208 A	Jacksonville 7 3				
				81 H	Kennesaw St. 5 2	17 A	Miami (FL) 4 2				
				84 A	New Mexico 1 2						
				84 A	New Mexico 6 12						

Non-Div. I Games:

Fla. Gulf Coast

84	A	New Mexico	3	6
208	A	Jacksonville	4	9

F
l
a
.
G
u
l
f
C
o
a
s
t

F
l
a
.
G
u
l
f
C
o
a
s
t

Average RPI Win: 164		WON-LOST	WINNING	LAST 15	STRENGTH OF		OPP. STRENGTH	TEAM	ADJ	CONF.	ADJ CONF.						
Average RPI Loss: 111		RECORD	PCT. RANK	GAMES	SCHEDULE		OF SCHEDULE	RPI	RPI	RPI	RPI						
DIV. I ONLY		23-21-0	.52273	135	5-10-0		81	155	105	.52278	108	15	16				
DIV. I NON-CONF.		15-14-0	.51724	136	1-4-0		36	166	83	.53491	84	17	17				
<hr/>																	
TOTALS		RPI 1-25		RPI 26-50		W-L RECORDS		RPI 51-100		RPI 101-150		RPI 150+					
23-21-0		1-2-0		2-6-0		OVERALL		2-4-0		4-2-0		14-7-0					
16-13-0		1-0-0		0-3-0		HOME		1-2-0		4-2-0		10-6-0					
7-8-0		0-2-0		2-3-0		AWAY		1-2-0		0-0-0		4-1-0					
0-0-0		0-0-0		0-0-0		NEUTRAL		0-0-0		0-0-0		0-0-0					
15-14-0		1-2-0		1-4-0		NON-CONFERENCE		1-2-0		4-2-0		8-4-0					
11-9-0		1-0-0		0-3-0		HOME		0-0-0		4-2-0		6-4-0					
4-5-0		0-2-0		1-0-		AWAY		1-2-0		0-0-0		2-0-0					
0-0-0		0-0-0		0-0-0		NEUTRAL		0-0-0		0-0-0		0-0-0					
8-7-0		0-0-0		1-2-0		CONFERENCE		1-2-0		0-0-0		6-3-0					
5-4-0		0-0-0		0-0-0		HOME		1-2-0		0-0-0		4-2-0					
3-3-0		0-0-0		1-2-0		AWAY		0-0-0		0-0-0		2-1-0					
0-0-0		0-0-0		0-0-0		NEUTRAL		0-0-0		0-0-0		0-0-0					
RPI	S	Opponent		Score		RPI	S	Opponent		Score		RPI	S	Opponent		Score	
6	A	North Carolina		5	10	32	H	Virginia Tech		6	10	87	A	Missouri		7	8
23	H	East Carolina		10	2	36	A	Coastal Caro.		7	9	87	A	Missouri		0	4
24	A	Appalachian St.		2	6	36	A	Coastal Caro.		7	17	87	A	Missouri		13	7
						36	A	Coastal Caro.		8	5	93	H	Radford		4	2
						37	A	Wake Forest		16	15	93	H	Radford		3	8
						37	H	Wake Forest		0	2	93	H	Radford		4	10
						43	A	Elon		3	12						
						43	H	Elon		3	6						
<hr/>																	
LAST 15 GAMES																	
24	A	Appalachian St.		2	6	187	H	Presbyterian		1	3	219	A	Charleston So.		5	6
36	A	Coastal Caro.		7	17	187	H	Presbyterian		5	1	261	H	VMI		12	3
36	A	Coastal Caro.		7	9	93	H	Radford		4	10	261	H	VMI		5	2
36	A	Coastal Caro.		8	5							276	A	N.C. A&T		9	2
43	A	Elon		3	12							276	H	N.C. A&T		5	7

Non-Div. I Games:

High Point

6 A North Carolina	5	10
187 H Presbyterian	2	7

H
i
g
h
P
o
i
n
t

H
i
g
h
P
o
i
n
t

Average RPI Win: 145		WON-LOST RECORD	WINNING PCT. RANK	LAST 15 GAMES		STRENGTH OF SCHEDULE	OPP. STRENGTH OF SCHEDULE	TEAM RPI	ADJ RPI	CONF. RPI	ADJ CONF. RPI				
Average RPI Loss: 98															
DIV. I ONLY		20-24-0	.45455	176	7-8-0	28	172	106	.52261	109	10	10			
DIV. I NON-CONF.		11-15-0	.42308	197	4-2-0	58	207	150	.50038	147	11	11			
<hr/>															
TOTALS		RPI 1-25		RPI 26-50		W-L RECORDS		RPI 51-100		RPI 101-150		RPI 150+			
20-24-0		0-0-0		0-7-0		OVERALL		2-6-0		13-7-0		5-4-0			
18-9-0		0-0-0		0-2-0		HOME		2-1-0		12-4-0		4-2-0			
2-13-0		0-0-0		0-5-0		AWAY		0-3-0		1-3-0		1-2-0			
0-2-0		0-0-0		0-0-0		NEUTRAL		0-2-0		0-0-0		0-0-0			
11-15-0		0-0-0		0-4-0		NON-CONFERENCE		0-2-0		6-5-0		5-4-0			
10-8-0		0-0-0		0-2-0		HOME		0-0-0		6-4-0		4-2-0			
1-5-0		0-0-0		0-0-		AWAY		0-0-0		0-1-0		1-2-0			
0-2-0		0-0-0		0-0-0		NEUTRAL		0-2-0		0-0-0		0-0-0			
9-9-0		0-0-0		0-3-0		CONFERENCE		2-4-0		7-2-0		0-0-0			
8-1-0		0-0-0		0-0-0		HOME		2-1-0		6-0-0		0-0-0			
1-8-0		0-0-0		0-3-0		AWAY		0-3-0		1-2-0		0-0-0			
0-0-0		0-0-0		0-0-0		NEUTRAL		0-0-0		0-0-0		0-0-0			
RPI	S	Opponent	Score	RPI	S	Opponent	Score	RPI	S	Opponent	Score				
				26	H	San Diego	2 3	73	A	S.C. Upstate	1 2	102	A	North Florida	1 6
				26	H	San Diego	9 13	73	A	S.C. Upstate	0 7	102	A	North Florida	0 6
				31	A	Mississippi St.	6 16	73	A	S.C. Upstate	9 10	102	A	North Florida	6 1
				31	A	Mississippi St.	4 6	77	N	Connecticut	5 6	104	H	Campbell	6 2
				50	A	Stetson	2 4	77	N	Connecticut	2 4	104	H	Campbell	2 5
				50	A	Stetson	2 3	81	H	Kennesaw St.	2 1	104	H	Campbell	10 4
				50	A	Stetson	2 7	81	H	Kennesaw St.	2 6	106	H	Mercer	7 4
								81	H	Kennesaw St.	2 1	106	H	Mercer	11 3
												106	H	Mercer	7 2
												118	A	Evansville	0 5
												118	H	Evansville	3 4
												132	H	Kent St.	0 4
												132	H	Kent St.	3 16
												132	H	Kent St.	2 1
												139	H	East Tenn. St.	5 1
												139	H	East Tenn. St.	6 2
												139	H	East Tenn. St.	7 4
												144	H	Middle Tenn.	3 1
												144	H	Middle Tenn.	3 2
												150	H	Saint Louis	8 4
												152	H	Austin Peay	7 12
												183	A	Western Ky.	7 6
												183	H	Western Ky.	3 4
												222	H	Siena	17 6
												222	H	Siena	13 5
												222	H	Siena	11 1
												227	A	Tennessee Tech	8 9
				LAST 15 GAMES											
				104	H	Campbell	10 4	183	H	Western Ky.	3 4	183	H	Western Ky.	3 4
				104	H	Campbell	6 2	102	A	North Florida	1 6	222	H	Siena	17 6
				104	H	Campbell	2 5	102	A	North Florida	0 6	222	H	Siena	13 5
				183	A	Western Ky.	7 6					222	H	Siena	11 1
				50	A	Stetson	2 3					227	A	Tennessee Tech	8 9

Non-Div. I Games:

Lipscomb

50	A	Stetson	2	4
50	A	Stetson	2	7

RPI	S	Opponent	Score	
266	A	UT Martin	3	4
266	H	UT Martin	15	4

Lipscomb

L
i
p
s
c
o
m
b

L
i
p
s
c
o
m
b

Average RPI Win: 205		WON-LOST RECORD		WINNING PCT. RANK		LAST 15 GAMES		STRENGTH OF SCHEDULE		OPP. STRENGTH OF SCHEDULE		TEAM RPI		ADJ RPI		CONF. RPI		ADJ CONF. RPI				
DIV. I ONLY		27-14-0		.65854 42		10-4-0		211		210		112		.52152 110		25		25				
DIV. I NON-CONF.		11-9-0		.55 114		4-1-0		65		93		81		.53853 76		24		24				
TOTALS		RPI 1-25		RPI 26-50		W-L RECORDS		RPI 51-100		RPI 101-150		RPI 150+										
27-14-0		2-4-0		0-0-0		OVERALL		1-1-0		0-0-0		24-9-0										
12-5-0		0-0-0		0-0-0		HOME		0-0-0		0-0-0		12-5-0										
13-6-0		2-4-0		0-0-0		AWAY		0-0-0		0-0-0		11-2-0										
2-3-0		0-0-0		0-0-0		NEUTRAL		1-1-0		0-0-0		1-2-0										
11-9-0		2-4-0		0-0-0		NON-CONFERENCE		1-1-0		0-0-0		8-4-0										
3-2-0		0-0-0		0-0-0		HOME		0-0-0		0-0-0		3-2-0										
6-4-0		2-4-0		0-0-		AWAY		0-0-0		0-0-0		4-0-0										
2-3-0		0-0-0		0-0-0		NEUTRAL		1-1-0		0-0-0		1-2-0										
16-5-0		0-0-0		0-0-0		CONFERENCE		0-0-0		0-0-0		16-5-0										
9-3-0		0-0-0		0-0-0		HOME		0-0-0		0-0-0		9-3-0										
7-2-0		0-0-0		0-0-0		AWAY		0-0-0		0-0-0		7-2-0										
0-0-0		0-0-0		0-0-0		NEUTRAL		0-0-0		0-0-0		0-0-0										
RPI	S	Opponent		Score		RPI	S	Opponent		Score		RPI	S	Opponent		Score						
6	A	North Carolina		0	14							95	N	Seton Hall		10	8	154	A	Xavier	5	2
6	A	North Carolina		0	3							95	N	Seton Hall		4	11	155	N	Bryant	0	2
6	A	North Carolina		3	17													156	A	Valparaiso	4	2
10	A	Kentucky		1	9													156	A	Valparaiso	4	3
14	A	North Carolina St.		5	4													156	A	Valparaiso	7	6
19	A	Virginia		5	4													167	N	Monmouth	2	10
																		172	A	Toledo	5	4
																		188	A	Miami (OH)	2	1
																		196	H	Dayton	7	6
																		224	A	Ill.-Chicago	2	3
																		224	A	Ill.-Chicago	2	0
																		224	A	Ill.-Chicago	4	3
																		224	H	Ill.-Chicago	13	7
																		224	H	Ill.-Chicago	1	5
																		224	H	Ill.-Chicago	8	0
																		231	N	Cincinnati	3	2
																		232	H	Southeast Mo. St.	7	10
																		232	H	Southeast Mo. St.	2	0
																		232	H	Southeast Mo. St.	6	5
																		233	H	Bowling Green	6	8
																		235	A	Ohio	7	1
																		248	H	Milwaukee	10	9
																		248	H	Milwaukee	7	9
																		248	H	Milwaukee	8	3
																		255	A	Butler	5	9
																		255	A	Butler	19	10
																		255	A	Butler	14	1
LAST 15 GAMES																						
						255	H	Butler	4	2				172	A	Toledo	5	4				
						255	H	Butler	12	1				233	H	Bowling Green	6	8				
						255	H	Butler	7	9				248	H	Milwaukee	8	3				
						196	H	Dayton	7	6												
						224	A	Ill.-Chicago	4	3												

Non-Div. I Games:

Urbana

6 3

Wilmington (OH)

20 3

Taylor (IN)

6 3

Wright St.

Wright St.

224	A	Ill.-Chicago	2	0
224	A	Ill.-Chicago	2	3

Through Games Of Sunday, April 29

RPI	S	Opponent	Score	
255	H	Butler	12	1
255	H	Butler	4	2
255	H	Butler	7	9
292	H	Youngstown St.	32	4
292	H	Youngstown St.	18	2
292	H	Youngstown St.	8	2

Wright St.

W
r
i
g
h
t
S
t
.

W
r
i
g
h
t
S
t
.

Average RPI Win: 159		WON-LOST	WINNING	LAST 15	STRENGTH OF		OPP. STRENGTH	TEAM	ADJ	CONF.	ADJ CONF.
Average RPI Loss: 110		RECORD	PCT. RANK	GAMES	SCHEDULE		OF SCHEDULE	RPI	RPI	RPI	RPI
DIV. I ONLY		24-20-0	.54545	118	8-7-0		125	120	109	.52123	111
DIV. I NON-CONF.		15-14-0	.51724	136	2-4-0		206	110	162	.49492	159
TOTALS		RPI 1-25	RPI 26-50		W-L RECORDS		RPI 51-100		RPI 101-150		RPI 150+
24-20-0		0-0-0	2-5-0		OVERALL		3-6-0		5-3-0		14-6-0
14-7-0		0-0-0	0-0-0		HOME		2-2-0		3-2-0		9-3-0
8-12-0		0-0-0	2-5-0		AWAY		1-3-0		2-1-0		3-3-0
2-1-0		0-0-0	0-0-0		NEUTRAL		0-1-0		0-0-0		2-0-0
15-14-0		0-0-0	1-3-0		NON-CONFERENCE		0-3-0		3-2-0		11-6-0
7-5-0		0-0-0	0-0-0		HOME		0-1-0		1-1-0		6-3-0
6-8-0		0-0-0	1-0-		AWAY		0-1-0		2-1-0		3-3-0
2-1-0		0-0-0	0-0-0		NEUTRAL		0-1-0		0-0-0		2-0-0
9-6-0		0-0-0	1-2-0		CONFERENCE		3-3-0		2-1-0		3-0-0
7-2-0		0-0-0	0-0-0		HOME		2-1-0		2-1-0		3-0-0
2-4-0		0-0-0	1-2-0		AWAY		1-2-0		0-0-0		0-0-0
0-0-0		0-0-0	0-0-0		NEUTRAL		0-0-0		0-0-0		0-0-0
RPI S	Opponent	Score	RPI S	Opponent	Score	RPI S	Opponent	Score	RPI S	Opponent	Score
			34 A	Dallas Baptist	6 11	55 A	Wichita St.	10 3	102 A	North Florida	4 2
			34 A	Dallas Baptist	8 12	55 A	Wichita St.	3 4	102 A	North Florida	16 12
			34 A	Dallas Baptist	8 11	55 A	Wichita St.	7 10	102 A	North Florida	4 7
			40 A	Missouri St.	6 12	57 H	Illinois	2 8	118 H	Evansville	9 1
			40 A	Missouri St.	8 3	57 N	Illinois	5 13	118 H	Evansville	2 6
			40 A	Missouri St.	0 1	60 A	Belmont	7 14	118 H	Evansville	11 6
			50 A	Stetson	11 8	94 H	Bradley	4 8	144 H	Middle Tenn.	5 3
						94 H	Bradley	6 5	144 H	Middle Tenn.	5 14
						94 H	Bradley	7 2	170 N	Georgia St.	5 4
									176 A	Murray St.	13 10
									176 H	Murray St.	2 7
									179 H	Eastern Ill.	1 5
									183 A	Western Ky.	8 3
									183 A	Western Ky.	10 3
									183 A	Western Ky.	9 10
									192 H	Jacksonville St.	10 5
									192 H	Jacksonville St.	3 2
									192 H	Jacksonville St.	13 5
									213 H	Creighton	6 5
									213 H	Creighton	7 6
									213 H	Creighton	4 0
									232 A	Southeast Mo. St.	1 4
									232 H	Southeast Mo. St.	9 5
									236 H	Northern Ill.	4 9
									236 H	Northern Ill.	6 4
									242 N	Penn	11 4
									266 A	UT Martin	4 9
LAST 15 GAMES											
			40 A	Missouri St.	6 12	266 H	UT Martin	10 3			
			40 A	Missouri St.	8 3	34 A	Dallas Baptist	6 11			
			40 A	Missouri St.	0 1	34 A	Dallas Baptist	8 12			
			232 H	Southeast Mo. St.	9 5						
			213 H	Creighton	6 5						

Non-Div. I Games:

Southern Ill.

213 H Creighton	7	6
213 H Creighton	4	0

RPI	S	Opponent	Score	
266	H	UT Martin	10	3

Southern Ill.

S
o
u
t
h
e
r
n
I
l
l
.

S
o
u
t
h
e
r
n
I
l
l
.

Average RPI Win:		178	WON-LOST RECORD		WINNING PCT. RANK		LAST 15 GAMES		STRENGTH OF SCHEDULE		OPP. STRENGTH OF SCHEDULE		TEAM RPI		ADJ RPI		CONF. RPI		ADJ CONF. RPI	
DIV. I ONLY			22-20-0		.52381 134		5-10-0		96		162		113		.5212 112		14		14	
DIV. I NON-CONF.			13-11-0		.54167 122		0-3-0		81		157		93		.53012 92		15		15	
TOTALS		RPI 1-25		RPI 26-50		W-L RECORDS		RPI 51-100		RPI 101-150		RPI 150+								
22-20-0		1-1-0		0-0-0		OVERALL		2-14-0		4-0-0		15-5-0								
8-6-0		0-0-0		0-0-0		HOME		0-3-0		0-0-0		8-3-0								
6-10-0		1-0-0		0-0-0		AWAY		1-9-0		1-0-0		3-1-0								
8-4-0		0-1-0		0-0-0		NEUTRAL		1-2-0		3-0-0		4-1-0								
13-11-0		1-1-0		0-0-0		NON-CONFERENCE		1-6-0		4-0-0		7-4-0								
3-2-0		0-0-0		0-0-0		HOME		0-0-0		0-0-0		3-2-0								
2-5-0		1-0-0		0-0-		AWAY		0-4-0		1-0-0		0-1-0								
8-4-0		0-1-0		0-0-0		NEUTRAL		1-2-0		3-0-0		4-1-0								
9-9-0		0-0-0		0-0-0		CONFERENCE		1-8-0		0-0-0		8-1-0								
5-4-0		0-0-0		0-0-0		HOME		0-3-0		0-0-0		5-1-0								
4-5-0		0-0-0		0-0-0		AWAY		1-5-0		0-0-0		3-0-0								
0-0-0		0-0-0		0-0-0		NEUTRAL		0-0-0		0-0-0		0-0-0								
RPI	S	Opponent		Score		RPI	S	Opponent		Score		RPI	S	Opponent		Score				
5	N	Purdue		8	15			51	A	Michigan St.	2	8	120	N	Hofstra		10	8		
7	A	LSU		7	1			52	A	Texas St.	0	6	120	N	Hofstra		6	3		
								52	A	Texas St.	0	6	120	N	Hofstra		5	4		
								52	A	Texas St.	0	5	142	A	UTSA		12	0		
								57	N	Illinois	13	12	164	N	Kansas		1	0		
								61	N	Indiana St.	4	6	172	H	Toledo		7	3		
								61	N	Indiana St.	1	6	198	H	Central Mich.		4	9		
								69	H	St. John's (NY)	4	6	202	H	Eastern Mich.		12	4		
								69	H	St. John's (NY)	1	3	203	H	Western Mich.		4	5		
								69	H	St. John's (NY)	4	6	204	H	Pittsburgh		6	5		
								82	A	South Fla.	8	3	204	H	Pittsburgh		7	5		
								82	A	South Fla.	4	6	204	H	Pittsburgh		3	2		
								82	A	South Fla.	6	11	215	N	Iowa		5	2		
								95	A	Seton Hall	2	3	224	A	Ill.-Chicago		5	8		
								95	A	Seton Hall	0	2	226	A	Georgetown		5	2		
								95	A	Seton Hall	4	5	226	A	Georgetown		14	4		
													226	A	Georgetown		7	4		
													230	N	Michigan		2	0		
													230	N	Michigan		5	6		
													231	H	Cincinnati		2	6		
													231	H	Cincinnati		6	5		
													231	H	Cincinnati		10	9		
													239	N	Houston Baptist		7	3		
													288	H	IPFW		8	1		
LAST 15 GAMES																				
						69	H	St. John's (NY)		1	3	231	H	Cincinnati		2	6			
						69	H	St. John's (NY)		4	6	231	H	Cincinnati		6	5			
						69	H	St. John's (NY)		4	6	231	H	Cincinnati		10	9			
						198	H	Central Mich.		4	9									
						226	A	Georgetown		14	4									

Non-Div. I Games:

Notre Dame

226 A Georgetown	7	4
226 A Georgetown	5	2

N
o
t
r
e
D
a
m
e

N
o
t
r
e
D
a
m
e

Average RPI Win:		114	WON-LOST RECORD		WINNING PCT. RANK		LAST 15 GAMES		STRENGTH OF SCHEDULE		OPP. STRENGTH OF SCHEDULE		TEAM RPI		ADJ RPI		CONF. RPI		ADJ CONF. RPI				
Average RPI Loss:		74																					
DIV. I ONLY			18-22-0		.45		182		7-8-0		58		41		110		.52106		113				
DIV. I NON-CONF.			13-15-0		.46429		157		2-2-0		77		43		120		.51737		122				
TOTALS		RPI 1-25		RPI 26-50		W-L RECORDS		RPI 51-100		RPI 101-150		RPI 150+											
18-22-0		1-4-0		1-2-0		OVERALL		8-9-0		3-6-0		5-1-0											
10-9-0		0-1-0		0-1-0		HOME		3-4-0		2-3-0		5-0-0											
7-11-0		1-3-0		0-0-0		AWAY		5-5-0		1-2-0		0-1-0											
1-2-0		0-0-0		1-1-0		NEUTRAL		0-0-0		0-1-0		0-0-0											
13-15-0		0-2-0		1-2-0		NON-CONFERENCE		5-6-0		2-4-0		5-1-0											
7-6-0		0-1-0		0-1-0		HOME		0-1-0		2-3-0		5-0-0											
5-7-0		0-1-0		0-0-		AWAY		5-5-0		0-0-0		0-1-0											
1-2-0		0-0-0		1-1-0		NEUTRAL		0-0-0		0-1-0		0-0-0											
5-7-0		1-2-0		0-0-0		CONFERENCE		3-3-0		1-2-0		0-0-0											
3-3-0		0-0-0		0-0-0		HOME		3-3-0		0-0-0		0-0-0											
2-4-0		1-2-0		0-0-0		AWAY		0-0-0		1-2-0		0-0-0											
0-0-0		0-0-0		0-0-0		NEUTRAL		0-0-0		0-0-0		0-0-0											
RPI	S	Opponent		Score		RPI	S	Opponent		Score		RPI	S	Opponent		Score		RPI	S	Opponent		Score	
4	A	UCLA		4	12	26	N	San Diego		4	3	56	H	Long Beach St.		2	8	101	H	Rhode Island		8	10
4	H	UCLA		7	19	26	N	San Diego		3	13	56	H	Long Beach St.		3	12	101	H	Rhode Island		4	5
13	A	Cal St. Fullerton		5	1	49	H	Washington		6	18	56	H	Long Beach St.		6	5	115	A	UC Santa Barbara		1	11
13	A	Cal St. Fullerton		2	7							65	H	Cal Poly		6	3	115	A	UC Santa Barbara		4	8
13	A	Cal St. Fullerton		6	8							65	H	Cal Poly		6	5	115	A	UC Santa Barbara		4	2
												65	H	Cal Poly		1	6	116	H	Indiana		5	3
												68	A	Loyola Marymount		12	1	116	H	Indiana		3	7
												68	H	Loyola Marymount		6	10	116	H	Indiana		12	5
												85	A	Portland		3	1	125	N	San Francisco		5	6
												85	A	Portland		1	8	161	H	CSU Bakersfield		4	3
												85	A	Portland		1	2	161	H	CSU Bakersfield		5	2
												88	A	St. Mary's (CA)		1	3	163	A	San Diego St.		9	12
												88	A	St. Mary's (CA)		3	7	241	H	Northwestern		8	7
												88	A	St. Mary's (CA)		3	2	241	H	Northwestern		4	3
												97	A	Sacramento St.		0	2	241	H	Northwestern		8	7
												97	A	Sacramento St.		6	4						
												97	A	Sacramento St.		5	3						
LAST 15 GAMES																							
												56	H	Long Beach St.		3	12	65	H	Cal Poly		1	6
												56	H	Long Beach St.		6	5	161	H	CSU Bakersfield		4	3
												56	H	Long Beach St.		2	8	115	A	UC Santa Barbara		4	2
												161	H	CSU Bakersfield		5	2						
												4	A	UCLA		4	12						

Non-Div. I Games:

Cal St. Northridge

65 H Cal Poly	6	3
65 H Cal Poly	6	5

C
a
l
S
t
.
N
o
r
t
h
r
i
d
g
e

C
a
l
S
t
.
N
o
r
t
h
r
i
d
g
e

Duke				Through Games Of Sunday, April 29											
Average RPI Win:	118	WON-LOST RECORD	WINNING PCT. RANK	LAST 15 GAMES	STRENGTH OF SCHEDULE	OPP. STRENGTH OF SCHEDULE	TEAM RPI	ADJ RPI	CONF. RPI	ADJ CONF. RPI					
DIV. I ONLY		16-29-0	.35556 254	3-12-0	10	31	111	.52105 114	1	1					
DIV. I NON-CONF.		9-12-0	.42857 192	1-2-0	105	200	168	.49364 165	1	1					

TOTALS		RPI 1-25		RPI 26-50		W-L RECORDS		RPI 51-100		RPI 101-150		RPI 150+			
16-29-0		2-12-0		6-9-0		OVERALL		0-1-0		1-2-0		7-5-0			
7-17-0		2-8-0		0-3-0		HOME		0-0-0		0-2-0		5-4-0			
9-12-0		0-4-0		6-6-0		AWAY		0-1-0		1-0-0		2-1-0			
0-0-0		0-0-0		0-0-0		NEUTRAL		0-0-0		0-0-0		0-0-0			
9-12-0		0-2-0		1-2-0		NON-CONFERENCE		0-1-0		1-2-0		7-5-0			
5-7-0		0-1-0		0-0-0		HOME		0-0-0		0-2-0		5-4-0			
4-5-0		0-1-0		1-0-		AWAY		0-1-0		1-0-0		2-1-0			
0-0-0		0-0-0		0-0-0		NEUTRAL		0-0-0		0-0-0		0-0-0			
7-17-0		2-10-0		5-7-0		CONFERENCE		0-0-0		0-0-0		0-0-0			
2-10-0		2-7-0		0-3-0		HOME		0-0-0		0-0-0		0-0-0			
5-7-0		0-3-0		5-4-0		AWAY		0-0-0		0-0-0		0-0-0			
0-0-0		0-0-0		0-0-0		NEUTRAL		0-0-0		0-0-0		0-0-0			
RPI	S	Opponent	Score	RPI	S	Opponent	Score	RPI	S	Opponent	Score	RPI	S	Opponent	Score
1	H	Florida St.	3 5	32	A	Virginia Tech	13 0	83	A	Western Caro.	4 12	104	A	Campbell	9 7
1	H	Florida St.	0 5	32	A	Virginia Tech	5 3					104	H	Campbell	4 10
1	H	Florida St.	2 10	32	A	Virginia Tech	5 3					117	H	UNC Greensboro	3 4
14	A	North Carolina St.	7 8	33	H	Clemson	1 4					168	A	Davidson	1 2
14	A	North Carolina St.	0 4	33	H	Clemson	5 11					168	H	Davidson	4 8
14	A	North Carolina St.	3 8	33	H	Clemson	2 4					182	A	Charlotte	12 5
17	H	Miami (FL)	1 7	38	A	Georgia Tech	0 1					202	H	Eastern Mich.	9 8
17	H	Miami (FL)	5 1	38	A	Georgia Tech	4 3					216	H	George Washington	13 2
17	H	Miami (FL)	1 2	38	A	Georgia Tech	0 8					216	H	George Washington	5 8
19	H	Virginia	3 12	39	A	Maryland	2 21					216	H	George Washington	4 1
19	H	Virginia	3 10	39	A	Maryland	5 3					221	H	Canisius	4 3
19	H	Virginia	6 3	39	A	Maryland	2 4					221	H	Canisius	10 1
24	A	Appalachian St.	4 6	42	A	Texas	0 4					221	H	Canisius	4 5
24	H	Appalachian St.	3 6	42	A	Texas	3 5					221	H	Canisius	4 6
				42	A	Texas	5 2					282	A	N.C. Central	17 3

LAST 15 GAMES															
14 A North Carolina St. 7 8								168 H Davidson 4 8							
14 A North Carolina St. 3 8								39 A Maryland 5 3							
14 A North Carolina St. 0 4								39 A Maryland 2 21							
182 A Charlotte 12 5															
19 H Virginia 3 10															

Non-Div. I Games:

Duke

19 H Virginia	3	12
19 H Virginia	6	3

238 A Pacific	9	2
238 A Pacific	6	5

U
C
S
a
n
t
a
B
a
r
b
a
r
a

U
C
S
a
n
t
a
B
a
r
b
a
r
a

Average RPI Win:	147	WON-LOST RECORD	WINNING PCT. RANK	LAST 15 GAMES	STRENGTH OF SCHEDULE	OPP. STRENGTH OF SCHEDULE	TEAM RPI	ADJ RPI	CONF. RPI	ADJ CONF. RPI
Average RPI Loss:	89									
DIV. I ONLY		22-23-0	.48889 156	8-7-0	87	115	120	.51983 116	12	12
DIV. I NON-CONF.		13-17-0	.43333 191	4-3-0	64	88	135	.51129 131	13	13
TOTALS	RPI 1-25		RPI 26-50	W-L RECORDS		RPI 51-100		RPI 101-150		RPI 150+
22-23-0	0-0-0		1-3-0	OVERALL		6-12-0		6-5-0		9-3-0
8-7-0	0-0-0		0-1-0	HOME		4-3-0		1-0-0		3-3-0
12-15-0	0-0-0		1-2-0	AWAY		2-8-0		5-5-0		4-0-0
2-1-0	0-0-0		0-0-0	NEUTRAL		0-1-0		0-0-0		2-0-0
13-17-0	0-0-0		1-3-0	NON-CONFERENCE		4-8-0		4-4-0		4-2-0
5-4-0	0-0-0		0-1-0	HOME		3-1-0		1-0-0		1-2-0
6-12-0	0-0-0		1-0-	AWAY		1-6-0		3-4-0		1-0-0
2-1-0	0-0-0		0-0-0	NEUTRAL		0-1-0		0-0-0		2-0-0
9-6-0	0-0-0		0-0-0	CONFERENCE		2-4-0		2-1-0		5-1-0
3-3-0	0-0-0		0-0-0	HOME		1-2-0		0-0-0		2-1-0
6-3-0	0-0-0		0-0-0	AWAY		1-2-0		2-1-0		3-0-0
0-0-0	0-0-0		0-0-0	NEUTRAL		0-0-0		0-0-0		0-0-0
RPI S Opponent Score		RPI S Opponent Score		RPI S Opponent Score		RPI S Opponent Score		RPI S Opponent Score		
		26 A San Diego 3 9		51 H Michigan St. 10 20		113 A Cal St. Northridge 5 12				
		26 A San Diego 7 6		51 H Michigan St. 0 6		113 A Cal St. Northridge 3 5				
		35 A Louisville 4 13		51 H Michigan St. 3 2		113 A Cal St. Northridge 7 3				
		35 H Louisville 4 21		57 A Illinois 12 3		136 A Penn St. 14 2				
				57 A Illinois 3 7		136 A Penn St. 2 1				
				57 A Illinois 6 11		136 A Penn St. 3 4				
				59 A Tulane 2 6		138 A Eastern Ky. 6 4				
				59 A Tulane 8 9		138 H Eastern Ky. 11 5				
				59 A Tulane 2 3		139 A East Tenn. St. 1 2				
				61 A Indiana St. 8 13		139 A East Tenn. St. 10 5				
				61 H Indiana St. 8 7		139 A East Tenn. St. 3 4				
				68 A Loyola Marymount 3 1		154 H Xavier 3 11				
				68 A Loyola Marymount 4 7		188 A Miami (OH) 6 3				
				68 A Loyola Marymount 0 9		188 H Miami (OH) 7 8				
				77 N Connecticut 0 8		204 N Pittsburgh 12 7				
				90 H Ga. Southern 3 0		215 H Iowa 0 4				
				90 H Ga. Southern 7 2		215 H Iowa 10 5				
				90 H Ga. Southern 1 9		215 H Iowa 10 7				
						230 A Michigan 11 5				
						230 A Michigan 8 1				
						230 A Michigan 11 8				
						231 N Cincinnati 7 4				
						244 H Ball St. 6 5				
				LAST 15 GAMES						
		230 A Michigan 11 5		90 H Ga. Southern 7 2						
		230 A Michigan 11 8		35 H Louisville 4 21						
		230 A Michigan 8 1		51 H Michigan St. 10 20						
		188 A Miami (OH) 6 3								
		188 H Miami (OH) 7 8								

Non-Div. I Games:

Indiana

90	H	Ga. Southern	1	9
90	H	Ga. Southern	3	0

I
n
d
i
a
n
a

I
n
d
i
a
n
a

Average RPI Win:		147	WON-LOST RECORD		WINNING PCT. RANK		LAST 15 GAMES		STRENGTH OF SCHEDULE		OPP. STRENGTH OF SCHEDULE		TEAM RPI		ADJ RPI		CONF. RPI		ADJ CONF. RPI				
DIV. I ONLY			21-21-0		.5	145	6-9-0		103		86		117		.51969		117		7		7		
DIV. I NON-CONF.			15-6-0		.71429	41	4-2-0		53		151		33		.5798		34		7		7		
TOTALS		RPI 1-25		RPI 26-50				W-L RECORDS				RPI 51-100				RPI 101-150				RPI 150+			
21-21-0		1-1-0		0-4-0				OVERALL				5-10-0				6-4-0				9-2-0			
16-11-0		0-1-0		0-1-0				HOME				3-6-0				5-1-0				8-2-0			
4-10-0		1-0-0		0-3-0				AWAY				2-4-0				1-3-0				0-0-0			
1-0-0		0-0-0		0-0-0				NEUTRAL				0-0-0				0-0-0				1-0-0			
15-6-0		1-1-0		0-1-0				NON-CONFERENCE				1-2-0				6-1-0				7-1-0			
12-6-0		0-1-0		0-1-0				HOME				1-2-0				5-1-0				6-1-0			
2-0-0		1-0-0		0-0-				AWAY				0-0-0				1-0-0				0-0-0			
1-0-0		0-0-0		0-0-0				NEUTRAL				0-0-0				0-0-0				1-0-0			
6-15-0		0-0-0		0-3-0				CONFERENCE				4-8-0				0-3-0				2-1-0			
4-5-0		0-0-0		0-0-0				HOME				2-4-0				0-0-0				2-1-0			
2-10-0		0-0-0		0-3-0				AWAY				2-4-0				0-3-0				0-0-0			
0-0-0		0-0-0		0-0-0				NEUTRAL				0-0-0				0-0-0				0-0-0			
RPI	S	Opponent		Score		RPI	S	Opponent		Score		RPI	S	Opponent		Score		RPI	S	Opponent		Score	
6	A	North Carolina		8	4	37	H	Wake Forest		2	10	70	H	Samford		2	8	114	A	Duke		4	3
6	H	North Carolina		1	5	43	A	Elon		2	10	70	H	Samford		1	10	123	A	Citadel		4	5
						43	A	Elon		1	3	70	H	Samford		4	3	123	A	Citadel		7	8
						43	A	Elon		4	6	83	A	Western Caro.		5	1	123	A	Citadel		0	3
												83	A	Western Caro.		5	6	134	H	Princeton		6	3
												83	A	Western Caro.		2	16	136	H	Penn St.		10	7
												90	A	Ga. Southern		3	8	136	H	Penn St.		8	3
												90	A	Ga. Southern		5	6	136	H	Penn St.		6	0
												90	A	Ga. Southern		12	9	138	H	Eastern Ky.		7	5
												93	H	Radford		3	7	138	H	Eastern Ky.		5	6
												93	H	Radford		3	7	168	H	Davidson		8	6
												93	H	Radford		7	4	168	H	Davidson		4	2
												99	H	Furman		3	11	168	H	Davidson		5	7
												99	H	Furman		8	9	171	H	UNC Asheville		13	5
												99	H	Furman		9	4	187	H	Presbyterian		4	1
																		187	H	Presbyterian		2	5
																		187	H	Presbyterian		7	6
																		229	H	Delaware St.		13	1
																		229	H	Delaware St.		13	0
																		229	H	Delaware St.		5	4
																		276	N	N.C. A&T		7	4
						LAST 15 GAMES																	
						43	A	Elon		1	3	37	H	Wake Forest		2	10						
						43	A	Elon		2	10	123	A	Citadel		7	8						
						43	A	Elon		4	6	123	A	Citadel		4	5						
						6	A	North Carolina		8	4												
						168	H	Davidson		8	6												

Non-Div. I Games:

UNC Greensboro

168 H Davidson	4	2
168 H Davidson	5	7

Average RPI Win:	169	WON-LOST RECORD	WINNING PCT. RANK	LAST 15 GAMES	STRENGTH OF SCHEDULE	OPP. STRENGTH OF SCHEDULE	TEAM RPI	ADJ RPI	CONF. RPI	ADJ CONF. RPI					
DIV. I ONLY		26-18-0	.59091	81	7-8-0	172	158	119	.51896	118	8	8			
DIV. I NON-CONF.		19-10-0	.65517	63	3-3-0	250	190	132	.51112	132	12	12			
<hr/>															
TOTALS	RPI 1-25	RPI 26-50		W-L RECORDS		RPI 51-100		RPI 101-150		RPI 150+					
26-18-0	0-0-0	1-0-0		OVERALL		4-6-0		4-5-0		17-7-0					
14-9-0	0-0-0	0-0-0		HOME		4-5-0		1-0-0		9-4-0					
12-9-0	0-0-0	1-0-0		AWAY		0-1-0		3-5-0		8-3-0					
0-0-0	0-0-0	0-0-0		NEUTRAL		0-0-0		0-0-0		0-0-0					
19-10-0	0-0-0	1-0-0		NON-CONFERENCE		0-1-0		3-3-0		15-6-0					
10-4-0	0-0-0	0-0-0		HOME		0-0-0		1-0-0		9-4-0					
9-6-0	0-0-0	1-0-		AWAY		0-1-0		2-3-0		6-2-0					
0-0-0	0-0-0	0-0-0		NEUTRAL		0-0-0		0-0-0		0-0-0					
7-8-0	0-0-0	0-0-0		CONFERENCE		4-5-0		1-2-0		2-1-0					
4-5-0	0-0-0	0-0-0		HOME		4-5-0		0-0-0		0-0-0					
3-3-0	0-0-0	0-0-0		AWAY		0-0-0		1-2-0		2-1-0					
0-0-0	0-0-0	0-0-0		NEUTRAL		0-0-0		0-0-0		0-0-0					
RPI	S	Opponent	Score	RPI	S	Opponent	Score	RPI	S	Opponent	Score				
				44	A	Vanderbilt	5 3	55	H	Wichita St.	4 1	109	A	Lipscomb	4 3
								55	H	Wichita St.	9 14	109	H	Lipscomb	5 0
								55	H	Wichita St.	5 4	111	A	Southern Ill.	6 11
								60	A	Belmont	0 2	111	A	Southern Ill.	1 9
								61	H	Indiana St.	0 6	111	A	Southern Ill.	6 2
								61	H	Indiana St.	3 2	141	A	Arkansas St.	5 1
								61	H	Indiana St.	0 2	141	A	Arkansas St.	4 5
								94	H	Bradley	5 6	141	A	Arkansas St.	2 4
								94	H	Bradley	2 7	141	A	Arkansas St.	2 3
								94	H	Bradley	4 2	152	A	Austin Peay	7 3
												165	A	SIU Edwardsville	8 6
												165	H	SIU Edwardsville	10 2
												176	A	Murray St.	1 3
												176	H	Murray St.	13 2
												179	H	Eastern Ill.	3 9
												179	H	Eastern Ill.	5 1
												183	A	Western Ky.	7 2
												196	H	Dayton	5 9
												196	H	Dayton	3 4
												196	H	Dayton	7 6
												203	H	Western Mich.	11 10
												203	H	Western Mich.	1 5
												203	H	Western Mich.	8 7
												213	A	Creighton	1 0
												213	A	Creighton	8 4
												213	A	Creighton	2 3
												227	A	Tennessee Tech	11 6
<hr/>															
LAST 15 GAMES															
				94	H	Bradley	5 6	165	H	SIU Edwardsville	10 2				
				94	H	Bradley	4 2	55	H	Wichita St.	9 14				
				94	H	Bradley	2 7	55	H	Wichita St.	5 4				
				176	H	Murray St.	13 2								
				196	H	Dayton	5 9								

Non-Div. I Games:

Evansville

196	H	Dayton	3	4
196	H	Dayton	7	6

RPI	S	Opponent	Score	
227	A	Tennessee Tech	2	10
227	A	Tennessee Tech	4	1
266	A	UT Martin	9	5
266	H	UT Martin	6	5
288	H	IPFW	9	1
288	H	IPFW	4	2

Average RPI Win: 231		WON-LOST RECORD		WINNING PCT. RANK		LAST 15 GAMES		STRENGTH OF SCHEDULE		OPP. STRENGTH OF SCHEDULE		TEAM RPI		ADJ RPI		CONF. RPI		ADJ CONF. RPI	
DIV. I ONLY		34-10-0		.77273 7		14-1-0		278		222		116		.51758 119		27		27	
DIV. I NON-CONF.		22-8-0		.73333 34		4-0-0		252		202		94		.52764 96		26		26	
TOTALS		RPI 1-25		RPI 26-50		W-L RECORDS		RPI 51-100		RPI 101-150		RPI 150+							
34-10-0		0-3-0		0-0-0		OVERALL		0-0-0		4-3-0		30-4-0							
16-1-0		0-0-0		0-0-0		HOME		0-0-0		1-0-0		15-1-0							
15-8-0		0-3-0		0-0-0		AWAY		0-0-0		3-3-0		12-2-0							
3-1-0		0-0-0		0-0-0		NEUTRAL		0-0-0		0-0-0		3-1-0							
22-8-0		0-3-0		0-0-0		NON-CONFERENCE		0-0-0		4-3-0		18-2-0							
10-0-0		0-0-0		0-0-0		HOME		0-0-0		1-0-0		9-0-0							
9-7-0		0-3-0		0-0-		AWAY		0-0-0		3-3-0		6-1-0							
3-1-0		0-0-0		0-0-0		NEUTRAL		0-0-0		0-0-0		3-1-0							
12-2-0		0-0-0		0-0-0		CONFERENCE		0-0-0		0-0-0		12-2-0							
6-1-0		0-0-0		0-0-0		HOME		0-0-0		0-0-0		6-1-0							
6-1-0		0-0-0		0-0-0		AWAY		0-0-0		0-0-0		6-1-0							
0-0-0		0-0-0		0-0-0		NEUTRAL		0-0-0		0-0-0		0-0-0							
RPI	S	Opponent		Score		RPI	S	Opponent		Score		RPI	S	Opponent		Score			
23	A	East Carolina		0	1							101	H	Rhode Island		8	2		
23	A	East Carolina		3	4							130	A	Minnesota		1	7		
23	A	East Carolina		1	2							130	A	Minnesota		5	4		
												140	A	Holy Cross		1	3		
												140	A	Holy Cross		3	5		
												146	A	Nicholls St.		4	1		
												146	A	Nicholls St.		8	6		
												153	A	Columbia		6	5		
												153	A	Columbia		11	10		
												164	N	Kansas		4	0		
												164	N	Kansas		1	3		
												186	H	Marist		14	5		
												201	H	Binghamton		2	1		
												201	H	Binghamton		2	5		
												201	H	Binghamton		9	2		
												205	H	Central Conn. St.		4	3		
												214	A	Fairleigh Dickinson		17	5		
												214	H	Fairleigh Dickinson		9	0		
												220	A	Fordham		11	2		
												245	A	Albany (NY)		6	7		
												245	A	Albany (NY)		6	4		
												245	A	Albany (NY)		9	2		
												245	A	Albany (NY)		13	3		
												253	N	Alabama St.		6	0		
												253	N	Alabama St.		3	2		
												257	A	Fairfield		6	4		
												263	H	Iona		10	3		
				LAST 15 GAMES															
						284	A	UMBC		17	1	280	H	Hartford		6	0		
						284	A	UMBC		13	6	280	H	Hartford		7	5		
						284	A	UMBC		5	0	101	H	Rhode Island		8	2		
						257	A	Fairfield		6	4								
						205	H	Central Conn. St.		4	3								

Non-Div. I Games:

Stony Brook

280	H	Hartford	9	4
280	H	Hartford	4	0

RPI	S	Opponent	Score	
263	H	Iona	12	7
274	A	Yale	0	1
274	A	Yale	2	1
274	H	Yale	13	2
274	H	Yale	10	0
280	H	Hartford	9	4
280	H	Hartford	7	5
280	H	Hartford	6	0
280	H	Hartford	4	0
284	A	UMBC	13	6
284	A	UMBC	17	1
284	A	UMBC	5	0
293	H	NYIT	10	1
293	H	NYIT	6	0

Stony Brook

S
t
o
n
y
B
r
o
o
k

S
t
o
n
y
B
r
o
o
k

Average RPI Win: 193		WON-LOST RECORD		WINNING PCT. RANK		LAST 15 GAMES		STRENGTH OF SCHEDULE		OPP. STRENGTH OF SCHEDULE		TEAM RPI		ADJ RPI		CONF. RPI		ADJ CONF. RPI	
DIV. I ONLY		24-17-0		.58537 83		10-5-0		169		152		118		.51736 120		17		18	
DIV. I NON-CONF.		10-10-0		.5 140		3-1-0		191		204		175		.48859 176		18		18	
TOTALS		RPI 1-25		RPI 26-50		W-L RECORDS		RPI 51-100		RPI 101-150		RPI 150+							
24-17-0		0-3-0		1-2-0		OVERALL		3-1-0		1-5-0		19-6-0							
11-2-0		0-0-0		0-0-0		HOME		3-0-0		0-0-0		8-2-0							
11-12-0		0-3-0		1-2-0		AWAY		0-1-0		1-2-0		9-4-0							
2-3-0		0-0-0		0-0-0		NEUTRAL		0-0-0		0-3-0		2-0-0							
10-10-0		0-3-0		0-0-0		NON-CONFERENCE		0-1-0		0-3-0		10-3-0							
4-0-0		0-0-0		0-0-0		HOME		0-0-0		0-0-0		4-0-0							
4-7-0		0-3-0		0-0-		AWAY		0-1-0		0-0-0		4-3-0							
2-3-0		0-0-0		0-0-0		NEUTRAL		0-0-0		0-3-0		2-0-0							
14-7-0		0-0-0		1-2-0		CONFERENCE		3-0-0		1-2-0		9-3-0							
7-2-0		0-0-0		0-0-0		HOME		3-0-0		0-0-0		4-2-0							
7-5-0		0-0-0		1-2-0		AWAY		0-0-0		1-2-0		5-1-0							
0-0-0		0-0-0		0-0-0		NEUTRAL		0-0-0		0-0-0		0-0-0							
RPI S	Opponent	Score		RPI S	Opponent	Score		RPI S	Opponent	Score		RPI S	Opponent	Score					
1 A	Florida St.	2	9	48 A	UNC Wilmington	3	10	69 A	St. John's (NY)	3	16	103 A	George Mason	4	6				
1 A	Florida St.	6	13	48 A	UNC Wilmington	4	2	92 H	VCU	12	5	103 A	George Mason	3	5				
1 A	Florida St.	8	10	48 A	UNC Wilmington	1	2	92 H	VCU	7	4	103 A	George Mason	8	3				
								92 H	VCU	13	4	112 N	Notre Dame	4	5				
												112 N	Notre Dame	8	10				
												112 N	Notre Dame	3	6				
												170 H	Georgia St.	4	3				
												170 H	Georgia St.	5	3				
												170 H	Georgia St.	6	2				
												186 A	Marist	9	7				
												190 A	Delaware	4	0				
												190 A	Delaware	10	9				
												190 A	Delaware	16	1				
												194 A	Manhattan	4	9				
												209 A	Old Dominion	11	1				
												209 A	Old Dominion	9	5				
												209 A	Old Dominion	5	13				
												220 A	Fordham	5	6				
												220 A	Fordham	7	2				
												220 H	Fordham	14	9				
												223 H	James Madison	2	13				
												223 H	James Madison	15	13				
												223 H	James Madison	14	20				
												229 A	Delaware St.	2	10				
												229 A	Delaware St.	11	3				
												229 A	Delaware St.	11	3				
												245 H	Albany (NY)	12	4				
LAST 15 GAMES																			
				190 A	Delaware	10	9	220 H	Fordham	14	9								
				190 A	Delaware	4	0	48 A	UNC Wilmington	4	2								
				190 A	Delaware	16	1	48 A	UNC Wilmington	1	2								
				293 H	NYIT	19	6												
				223 H	James Madison	15	13												

Non-Div. I Games: Va. Wesleyan 20 2

Hofstra

223	H	James Madison	14	20
223	H	James Madison	2	13

RPI	S	Opponent	Score	
285	N	Quinnipiac	9	0
285	N	Quinnipiac	6	0
293	H	NYIT	19	6
293	H	NYIT	24	1

Hofstra

H
o
f
s
t
r
a

H
o
f
s
t
r
a

F
I
U

FIU				Through Games Of Sunday, April 29							
Average RPI Win:		178	WON-LOST	WINNING	LAST 15	STRENGTH OF	OPP. STRENGTH	TEAM	ADJ	CONF.	ADJ CONF.
Average RPI Loss:		101	RECORD	PCT. RANK	GAMES	SCHEDULE	OF SCHEDULE	RPI	RPI	RPI	RPI
DIV. I ONLY			25-18-0	.5814 87	10-5-0	189	89	125	.51672 121	16	15
DIV. I NON-CONF.			14-8-0	.63636 72	3-0-0	190	45	87	.53457 86	16	16
<hr/>											
TOTALS		RPI 1-25	RPI 26-50		W-L RECORDS	RPI 51-100		RPI 101-150		RPI 150+	
25-18-0		1-5-0	0-0-0		OVERALL	1-4-0		5-4-0		18-5-0	
17-8-0		0-0-0	0-0-0		HOME	1-3-0		4-2-0		12-3-0	
8-10-0		1-5-0	0-0-0		AWAY	0-1-0		1-2-0		6-2-0	
0-0-0		0-0-0	0-0-0		NEUTRAL	0-0-0		0-0-0		0-0-0	
<hr/>											
14-8-0		1-5-0	0-0-0		NON-CONFERENCE	1-1-0		2-1-0		10-1-0	
11-2-0		0-0-0	0-0-0		HOME	1-0-0		2-1-0		8-1-0	
3-6-0		1-5-0	0-0-		AWAY	0-1-0		0-0-0		2-0-0	
0-0-0		0-0-0	0-0-0		NEUTRAL	0-0-0		0-0-0		0-0-0	
<hr/>											
11-10-0		0-0-0	0-0-0		CONFERENCE	0-3-0		3-3-0		8-4-0	
6-6-0		0-0-0	0-0-0		HOME	0-3-0		2-1-0		4-2-0	
5-4-0		0-0-0	0-0-0		AWAY	0-0-0		1-2-0		4-2-0	
0-0-0		0-0-0	0-0-0		NEUTRAL	0-0-0		0-0-0		0-0-0	
<hr/>											
RPI	S	Opponent	Score	RPI	S	Opponent	Score	RPI	S	Opponent	Score
1	A	Florida St.	1 3					62	H	Boston College	14 6
1	A	Florida St.	8 5					72	H	Fla. Atlantic	1 5
1	A	Florida St.	1 2					72	H	Fla. Atlantic	5 9
11	A	Rice	4 5					72	H	Fla. Atlantic	3 9
11	A	Rice	2 6					96	A	Tennessee	3 4
11	A	Rice	1 8								

F
I
U

Non-Div. I Games:

FIU

199	H	UALR	10	5
208	A	Jacksonville	7	2

RPI	S	Opponent	Score	
281	H	Brown	8	3
281	H	Brown	4	3
281	H	Brown	6	5
287	H	Florida A&M	13	0
287	H	Florida A&M	9	4

Average RPI Win:		113	WON-LOST RECORD		WINNING PCT. RANK	LAST 15 GAMES	STRENGTH OF SCHEDULE		OPP. STRENGTH OF SCHEDULE	TEAM RPI	ADJ RPI	CONF. RPI	ADJ CONF. RPI				
Average RPI Loss:		115															
DIV. I ONLY			21-23-0		.47727	160	7-8-0		85	92	122	.51663	122	16	15		
DIV. I NON-CONF.			12-11-0		.52174	130	0-4-0		39	28	67	.5453	69	16	16		
TOTALS		RPI 1-25		RPI 26-50		W-L RECORDS		RPI 51-100		RPI 101-150		RPI 150+					
21-23-0		0-2-0		2-2-0		OVERALL		8-4-0		8-11-0		3-4-0					
11-11-0		0-0-0		2-1-0		HOME		5-2-0		3-6-0		1-2-0					
10-12-0		0-2-0		0-1-0		AWAY		3-2-0		5-5-0		2-2-0					
0-0-0		0-0-0		0-0-0		NEUTRAL		0-0-0		0-0-0		0-0-0					
12-11-0		0-2-0		2-2-0		NON-CONFERENCE		7-2-0		3-4-0		0-1-0					
7-3-0		0-0-0		2-1-0		HOME		4-0-0		1-2-0		0-0-0					
5-8-0		0-2-0		0-0-		AWAY		3-2-0		2-2-0		0-1-0					
0-0-0		0-0-0		0-0-0		NEUTRAL		0-0-0		0-0-0		0-0-0					
9-12-0		0-0-0		0-0-0		CONFERENCE		1-2-0		5-7-0		3-3-0					
4-8-0		0-0-0		0-0-0		HOME		1-2-0		2-4-0		1-2-0					
5-4-0		0-0-0		0-0-0		AWAY		0-0-0		3-3-0		2-1-0					
0-0-0		0-0-0		0-0-0		NEUTRAL		0-0-0		0-0-0		0-0-0					
RPI	S	Opponent		Score		RPI	S	Opponent		Score		RPI	S	Opponent		Score	
3	A	Baylor		7	8	41	A	TCU		2	9	59	A	Tulane		5	3
3	A	Baylor		5	7	45	H	Sam Houston St.		8	6	59	H	Tulane		9	3
						45	H	Sam Houston St.		2	0	72	H	Fla. Atlantic		7	9
						45	H	Sam Houston St.		1	9	72	H	Fla. Atlantic		5	6
												72	H	Fla. Atlantic		13	5
												86	H	Memphis		5	4
												86	H	Memphis		11	7
												96	A	Tennessee		7	4
												96	A	Tennessee		0	4
												96	A	Tennessee		8	6
												98	A	Southern Miss.		5	7
												98	H	Southern Miss.		2	1
LAST 15 GAMES																	
						183	A	Western Ky.		7	6	41	A	TCU		2	9
						183	A	Western Ky.		6	7	72	H	Fla. Atlantic		5	6
						183	A	Western Ky.		14	6	72	H	Fla. Atlantic		13	5
						148	A	Northwestern St.		2	3						
						144	H	Middle Tenn.		13	7						
												151	H	La.-Lafayette		7	5
												151	H	La.-Lafayette		3	5
												151	H	La.-Lafayette		0	5
												173	A	Stephen F. Austin		3	4
												183	A	Western Ky.		14	6
												183	A	Western Ky.		6	7
												183	A	Western Ky.		7	6

Non-Div. I Games:

La.-Monroe

144 H Middle Tenn.	2	3
144 H Middle Tenn.	13	0

L
a
.
-
M
o
n
r
o
e

L
a
.
-
M
o
n
r
o
e

Average RPI Win: 140		WON-LOST RECORD		WINNING PCT. RANK		LAST 15 GAMES		STRENGTH OF SCHEDULE		OPP. STRENGTH OF SCHEDULE		TEAM RPI		ADJ RPI		CONF. RPI		ADJ CONF. RPI	
Average RPI Loss: 89		19-25-0		.43182 198		7-8-0		42		113		121		.51572 123		7		7	
DIV. I ONLY		10-13-0		.43478 184		1-2-0		110		125		155		.49743 155		7		7	
DIV. I NON-CONF.																			
TOTALS		RPI 1-25		RPI 26-50		W-L RECORDS		RPI 51-100		RPI 101-150		RPI 150+							
19-25-0		0-5-0		1-4-0		OVERALL		4-7-0		5-4-0		9-5-0							
17-11-0		0-1-0		1-0-0		HOME		3-5-0		5-1-0		8-4-0							
2-14-0		0-4-0		0-4-0		AWAY		1-2-0		0-3-0		1-1-0							
0-0-0		0-0-0		0-0-0		NEUTRAL		0-0-0		0-0-0		0-0-0							
10-13-0		0-2-0		1-1-0		NON-CONFERENCE		0-2-0		0-3-0		9-5-0							
9-7-0		0-1-0		1-0-0		HOME		0-2-0		0-0-0		8-4-0							
1-6-0		0-1-0		0-0-		AWAY		0-0-0		0-3-0		1-1-0							
0-0-0		0-0-0		0-0-0		NEUTRAL		0-0-0		0-0-0		0-0-0							
9-12-0		0-3-0		0-3-0		CONFERENCE		4-5-0		5-1-0		0-0-0							
8-4-0		0-0-0		0-0-0		HOME		3-3-0		5-1-0		0-0-0							
1-8-0		0-3-0		0-3-0		AWAY		1-2-0		0-0-0		0-0-0							
0-0-0		0-0-0		0-0-0		NEUTRAL		0-0-0		0-0-0		0-0-0							
RPI	S	Opponent	Score		RPI	S	Opponent	Score		RPI	S	Opponent	Score		RPI	S	Opponent	Score	
9	A	South Carolina	0	8	28	A	Col. of Charleston	4	8	70	A	Samford	3	11	117	H	UNC Greensboro	5	4
9	H	South Carolina	3	7	28	A	Col. of Charleston	2	7	70	A	Samford	5	4	117	H	UNC Greensboro	8	7
24	A	Appalachian St.	4	9	28	A	Col. of Charleston	5	6	70	A	Samford	5	10	117	H	UNC Greensboro	3	0
24	A	Appalachian St.	5	10	36	A	Coastal Caro.	2	6	73	H	S.C. Upstate	5	6	130	A	Minnesota	1	2
24	A	Appalachian St.	6	7	36	H	Coastal Caro.	3	0	76	H	Liberty	9	11	130	A	Minnesota	0	5
										83	H	Western Caro.	4	11	130	A	Minnesota	0	3
										83	H	Western Caro.	5	6	145	H	Wofford	8	4
										83	H	Western Caro.	4	2	145	H	Wofford	8	7
										90	H	Ga. Southern	8	7	145	H	Wofford	2	8
										90	H	Ga. Southern	4	1	153	H	Columbia	7	11
										90	H	Ga. Southern	2	5	153	H	Columbia	2	0
															153	H	Columbia	4	1
															153	H	Columbia	5	4
															178	H	Towson	5	6
															190	H	Delaware	3	2
															190	H	Delaware	12	8
															190	H	Delaware	0	5
															190	H	Delaware	2	3
															193	A	Winthrop	10	3
															193	H	Winthrop	9	2
															207	H	Richmond	10	7
															219	A	Charleston So.	2	5
															219	H	Charleston So.	4	0
LAST 15 GAMES																			
					90	H	Ga. Southern	8	7						117	H	UNC Greensboro	8	7
					90	H	Ga. Southern	2	5						117	H	UNC Greensboro	5	4
					90	H	Ga. Southern	4	1						117	H	UNC Greensboro	3	0
					28	A	Col. of Charleston	5	6										
					28	A	Col. of Charleston	2	7										

Non-Div. I Games:

Citadel

28	A	Col. of Charleston	4	8
193	A	Winthrop	10	3

C
i
t
a
d
e
l

C
i
t
a
d
e
l

Non-Div. I Games:

Tie, Loss, Non-Conf, S Site, H Home, A Away, N Neutral Page 247

146 A Nicholls St.	4	10
146 A Nicholls St.	5	4

L
a
m
a
r

L
a
m
a
r

Average RPI Win:		104	WON-LOST RECORD		WINNING PCT. RANK	LAST 15 GAMES		STRENGTH OF SCHEDULE		OPP. STRENGTH OF SCHEDULE	TEAM RPI	ADJ RPI	CONF. RPI	ADJ CONF. RPI			
DIV. I ONLY			20-26-0		.43478	197	7-8-0	45		99	124	.51506	125	6	6		
DIV. I NON-CONF.			12-19-0		.3871	216	0-4-0	106		102	179	.48714	179	5	6		
TOTALS		RPI 1-25		RPI 26-50		W-L RECORDS		RPI 51-100		RPI 101-150		RPI 150+					
20-26-0		0-2-0		4-2-0		OVERALL		6-13-0		7-4-0		3-5-0					
12-10-0		0-0-0		4-2-0		HOME		3-3-0		4-2-0		1-3-0					
7-14-0		0-2-0		0-0-0		AWAY		3-9-0		2-2-0		2-1-0					
1-2-0		0-0-0		0-0-0		NEUTRAL		0-1-0		1-0-0		0-1-0					
12-19-0		0-2-0		0-0-0		NON-CONFERENCE		4-9-0		5-3-0		3-5-0					
6-7-0		0-0-0		0-0-0		HOME		3-3-0		2-1-0		1-3-0					
5-10-0		0-2-0		0-0-		AWAY		1-5-0		2-2-0		2-1-0					
1-2-0		0-0-0		0-0-0		NEUTRAL		0-1-0		1-0-0		0-1-0					
8-7-0		0-0-0		4-2-0		CONFERENCE		2-4-0		2-1-0		0-0-0					
6-3-0		0-0-0		4-2-0		HOME		0-0-0		2-1-0		0-0-0					
2-4-0		0-0-0		0-0-0		AWAY		2-4-0		0-0-0		0-0-0					
0-0-0		0-0-0		0-0-0		NEUTRAL		0-0-0		0-0-0		0-0-0					
RPI	S	Opponent		Score		RPI	S	Opponent		Score		RPI	S	Opponent		Score	
15	A	Oregon		1	4	26	H	San Diego		1	6	65	N	Cal Poly		9	11
15	A	Oregon		2	4	26	H	San Diego		5	11	66	A	Nevada		5	10
						26	H	San Diego		1	0	66	H	Nevada		3	7
						30	H	Gonzaga		4	3	68	A	Loyola Marymount		13	9
						30	H	Gonzaga		2	1	68	A	Loyola Marymount		2	4
						30	H	Gonzaga		7	4	68	A	Loyola Marymount		8	5
												73	A	California		3	5
												73	H	California		3	4
												85	A	Portland		3	5
												85	A	Portland		1	2
												85	A	Portland		1	2
												87	H	Missouri		6	0
												87	H	Missouri		3	1
												87	H	Missouri		3	1
												91	A	Hawaii		2	3
												91	A	Hawaii		1	3
												91	A	Hawaii		3	0
												91	A	Hawaii		1	2
												97	H	Sacramento St.		1	3
						LAST 15 GAMES											
						127	H	BYU		2	0	66	A	Nevada		5	10
						127	H	BYU		1	2	68	A	Loyola Marymount		8	5
						127	H	BYU		12	0	68	A	Loyola Marymount		2	4
						197	H	UC Davis		2	5						
						30	H	Gonzaga		7	4						

Non-Div. I Games: San Fran. St. 8 7

San Francisco

30 H Gonzaga	2	1
30 H Gonzaga	4	3

S
a
n
F
r
a
n
c
i
s
c
o

S
a
n
F
r
a
n
c
i
s
c
o

Average RPI Win:	206	WON-LOST RECORD	WINNING PCT. RANK	LAST 15 GAMES	STRENGTH OF SCHEDULE	OPP. STRENGTH OF SCHEDULE	TEAM RPI	ADJ RPI	CONF. RPI	ADJ CONF. RPI		
DIV. I ONLY		24-20-0	.54545	118	10-5-0	156	145	129	.51485	126	29	29
DIV. I NON-CONF.		13-16-0	.44828	176	0-2-0	23	30	85	.53759	78	28	28
<hr/>												
TOTALS	RPI 1-25	RPI 26-50		W-L RECORDS		RPI 51-100		RPI 101-150		RPI 150+		
24-20-0	1-7-0	1-4-0		OVERALL		1-3-0		3-1-0		18-5-0		
15-7-0	0-0-0	1-1-0		HOME		0-2-0		2-1-0		12-3-0		
9-11-0	1-6-0	0-2-0		AWAY		1-1-0		1-0-0		6-2-0		
0-2-0	0-1-0	0-1-0		NEUTRAL		0-0-0		0-0-0		0-0-0		
13-16-0	1-7-0	1-4-0		NON-CONFERENCE		1-3-0		3-1-0		7-1-0		
9-5-0	0-0-0	1-1-0		HOME		0-2-0		2-1-0		6-1-0		
4-9-0	1-6-0	0-0-		AWAY		1-1-0		1-0-0		1-0-0		
0-2-0	0-1-0	0-1-0		NEUTRAL		0-0-0		0-0-0		0-0-0		
11-4-0	0-0-0	0-0-0		CONFERENCE		0-0-0		0-0-0		11-4-0		
6-2-0	0-0-0	0-0-0		HOME		0-0-0		0-0-0		6-2-0		
5-2-0	0-0-0	0-0-0		AWAY		0-0-0		0-0-0		5-2-0		
0-0-0	0-0-0	0-0-0		NEUTRAL		0-0-0		0-0-0		0-0-0		
<hr/>												
RPI S	Opponent	Score		RPI S	Opponent	Score		RPI S	Opponent	Score		
3 A	Baylor	2	3	35 N	Louisville	3	7	55 A	Wichita St.	7	1	
3 A	Baylor	2	3	40 A	Missouri St.	0	5	55 H	Wichita St.	3	10	
3 A	Baylor	1	8	40 A	Missouri St.	2	3	58 A	Oklahoma	2	5	
12 A	Arkansas	1	6	40 H	Missouri St.	1	0	58 H	Oklahoma	3	6	
13 A	Cal St. Fullerton	1	7	40 H	Missouri St.	3	5					
13 A	Cal St. Fullerton	3	5									
13 A	Cal St. Fullerton	3	0									
23 N	East Carolina	2	4									

Non-Div. I Games:




Oral Roberts

259 H Western Ill.	16	6
259 H Western Ill.	2	0

O
r
a
l
R
o
b
e
r
t
s

O
r
a
l
R
o
b
e
r
t
s

BYU

 Tie,  Loss,  Non-Conf, S Site, H Home, A Away, N Neutral Page 253

174	A	Seattle	2	5
174	A	Seattle	4	1

B
Y
U

B
Y
U

Average RPI Win:		155	WON-LOST RECORD		WINNING PCT. RANK	LAST 15 GAMES		STRENGTH OF SCHEDULE		OPP. STRENGTH OF SCHEDULE	TEAM RPI	ADJ RPI	CONF. RPI	ADJ CONF. RPI			
Average RPI Loss:		88															
DIV. I ONLY			20-22-0		.47619	162		88		122	126	.5127	128	9	9		
DIV. I NON-CONF.			17-13-0		.56667	105		139		165	109	.52123	110	9	9		
TOTALS		RPI 1-25		RPI 26-50		W-L RECORDS		RPI 51-100		RPI 101-150		RPI 150+					
20-22-0		0-3-0		2-2-0		OVERALL		5-11-0		4-4-0		9-2-0					
13-8-0		0-0-0		1-2-0		HOME		4-5-0		2-0-0		6-1-0					
7-14-0		0-3-0		1-0-0		AWAY		1-6-0		2-4-0		3-1-0					
0-0-0		0-0-0		0-0-0		NEUTRAL		0-0-0		0-0-0		0-0-0					
17-13-0		0-0-0		2-2-0		NON-CONFERENCE		2-5-0		4-4-0		9-2-0					
10-5-0		0-0-0		1-2-0		HOME		1-2-0		2-0-0		6-1-0					
7-8-0		0-0-0		1-0-		AWAY		1-3-0		2-4-0		3-1-0					
0-0-0		0-0-0		0-0-0		NEUTRAL		0-0-0		0-0-0		0-0-0					
3-9-0		0-3-0		0-0-0		CONFERENCE		3-6-0		0-0-0		0-0-0					
3-3-0		0-0-0		0-0-0		HOME		3-3-0		0-0-0		0-0-0					
0-6-0		0-3-0		0-0-0		AWAY		0-3-0		0-0-0		0-0-0					
0-0-0		0-0-0		0-0-0		NEUTRAL		0-0-0		0-0-0		0-0-0					
RPI	S	Opponent		Score		RPI	S	Opponent		Score		RPI	S	Opponent		Score	
21	A	New Mexico St.		2	3	34	H	Dallas Baptist		2	1	64	H	Texas-Arlington		8	7
21	A	New Mexico St.		0	10	34	H	Dallas Baptist		3	11	64	H	Texas-Arlington		10	17
21	A	New Mexico St.		3	4	34	H	Dallas Baptist		3	7	64	H	Texas-Arlington		2	8
						44	A	Vanderbilt		9	3	66	A	Nevada		4	7
												66	A	Nevada		3	4
												66	A	Nevada		2	3
												80	A	Nebraska		6	5
												80	A	Nebraska		4	11
												80	A	Nebraska		2	9
												80	A	Nebraska		3	22
												91	H	Hawaii		9	4
												91	H	Hawaii		4	1
												91	H	Hawaii		3	4
												97	H	Sacramento St.		7	5
												97	H	Sacramento St.		1	2
												97	H	Sacramento St.		6	11
				LAST 15 GAMES													
				91	H	Hawaii		4	1	66	A	Nevada		3	4		
				91	H	Hawaii		9	4	66	A	Nevada		4	7		
				91	H	Hawaii		3	4	66	A	Nevada		2	3		
				199	H	UALR		11	2								
				21	A	New Mexico St.		0	10								

Non-Div. I Games: Centenary (LA) 8 14

Louisiana Tech

21 A New Mexico St.	3	4
21 A New Mexico St.	2	3

L
o
u
i
s
i
a
n
a
T
e
c
h

L
o
u
i
s
i
a
n
a
T
e
c
h

A
r
m
y

Army

247 H Bucknell	2	1
247 H Bucknell	8	0

RPI	S	Opponent	Score	
250	H	Saint Peter's	6	5
252	A	Navy	2	0
252	A	Navy	6	2
252	A	Navy	7	2
252	A	Navy	9	5
264	H	Lafayette	6	0
264	H	Lafayette	8	0
264	H	Lafayette	1	0
264	H	Lafayette	4	2
269	N	Neb. Omaha	8	3
271	H	Lehigh	11	6
271	H	Lehigh	17	8
271	H	Lehigh	8	4
271	H	Lehigh	1	0
284	A	UMBC	5	3
284	A	UMBC	8	10
284	A	UMBC	9	2
285	H	Quinnipiac	3	0

Army

A
r
m
y

A
r
m
y

51	A	Michigan St.	2	3
51	A	Michigan St.	4	2

RPI	S	Opponent	Score	
272	A	South Dakota St.	1	3
272	H	South Dakota St.	9	3

Minnesota

M
i
n
n
e
s
o
t
a

M
i
n
n
e
s
o
t
a

Average RPI Win:	143	WON-LOST	WINNING	LAST 15	STRENGTH OF	OPP. STRENGTH	TEAM	ADJ	CONF.	ADJ CONF.							
Average RPI Loss:	97	RECORD	PCT. RANK	GAMES	SCHEDULE	OF SCHEDULE	RPI	RPI	RPI	RPI							
DIV. I ONLY		20-20-0	.5	145	4-11-0	117	110	128	.51195	131	6	6					
DIV. I NON-CONF.		17-8-0	.68	52	2-4-0	221	179	97	.52647	97	5	6					
<hr/>																	
TOTALS	RPI 1-25	RPI 26-50		W-L RECORDS		RPI 51-100		RPI 101-150		RPI 150+							
20-20-0	0-0-0	1-8-0		OVERALL		8-5-0		1-0-0		10-7-0							
16-8-0	0-0-0	1-2-0		HOME		5-4-0		1-0-0		9-2-0							
2-12-0	0-0-0	0-6-0		AWAY		2-1-0		0-0-0		0-5-0							
2-0-0	0-0-0	0-0-0		NEUTRAL		1-0-0		0-0-0		1-0-0							
<hr/>																	
17-8-0	0-0-0	0-0-0		NON-CONFERENCE		6-1-0		1-0-0		10-7-0							
13-2-0	0-0-0	0-0-0		HOME		3-0-0		1-0-0		9-2-0							
2-6-0	0-0-0	0-0-		AWAY		2-1-0		0-0-0		0-5-0							
2-0-0	0-0-0	0-0-0		NEUTRAL		1-0-0		0-0-0		1-0-0							
<hr/>																	
3-12-0	0-0-0	1-8-0		CONFERENCE		2-4-0		0-0-0		0-0-0							
3-6-0	0-0-0	1-2-0		HOME		2-4-0		0-0-0		0-0-0							
0-6-0	0-0-0	0-6-0		AWAY		0-0-0		0-0-0		0-0-0							
0-0-0	0-0-0	0-0-0		NEUTRAL		0-0-0		0-0-0		0-0-0							
<hr/>																	
RPI	S	Opponent	Score	RPI	S	Opponent	Score	RPI	S	Opponent	Score						
				26	A	San Diego	4 12	52	A	Texas St.	5 4	133	H	Fresno St.	9 5		
				26	A	San Diego	5 6	55	N	Wichita St.	7 1	151	N	La.-Lafayette	8 5		
				26	A	San Diego	2 4	65	A	Cal Poly	5 2	153	H	Columbia	3 0		
				27	H	Pepperdine	5 6	65	H	Cal Poly	11 6	161	A	CSU Bakersfield	5 9		
				27	H	Pepperdine	6 2	66	H	Nevada	8 4	161	A	CSU Bakersfield	0 4		
				27	H	Pepperdine	6 9	73	A	California	0 4	161	A	CSU Bakersfield	1 3		
				30	A	Gonzaga	1 4	73	H	California	8 5	184	A	San Jose St.	12 13		
				30	A	Gonzaga	2 4	85	H	Portland	5 4	184	A	San Jose St.	5 6		
				30	A	Gonzaga	3 8	85	H	Portland	1 3	184	H	San Jose St.	3 1		
								85	H	Portland	0 2	184	H	San Jose St.	4 0		
								88	H	St. Mary's (CA)	6 11	195	H	Utah	4 1		
								88	H	St. Mary's (CA)	2 5	224	H	Ill.-Chicago	12 7		
								88	H	St. Mary's (CA)	9 4	224	H	Ill.-Chicago	1 12		
												224	H	Ill.-Chicago	6 7		
												224	H	Ill.-Chicago	9 3		
												271	H	Lehigh	5 3		
												281	H	Brown	3 0		
												281	H	Brown	2 1		
<hr/>																	
LAST 15 GAMES																	
				88	H	St. Mary's (CA)	9 4	30	A	Gonzaga	1 4						
				88	H	St. Mary's (CA)	2 5	30	A	Gonzaga	3 8						
				88	H	St. Mary's (CA)	6 11	30	A	Gonzaga	2 4						
				27	H	Pepperdine	6 9										
				27	H	Pepperdine	5 6										

Non-Div. I Games:

Santa Clara

27	H	Pepperdine	6	2
73	A	California	0	4

S
a
n
t
a
C
l
a
r
a

S
a
n
t
a
C
l
a
r
a

Average RPI Win: 190		WON-LOST	WINNING	LAST 15	STRENGTH OF		OPP. STRENGTH	TEAM	ADJ	CONF.	ADJ CONF.		
Average RPI Loss: 129		RECORD	PCT. RANK	GAMES	SCHEDULE		OF SCHEDULE	RPI	RPI	RPI	RPI		
DIV. I ONLY		27-17-0	.61364	63	11-4-0		243	100	138	.51127	132	23	23
DIV. I NON-CONF.		11-13-0	.45833	168	3-1-0		158	17	151	.50581	139	23	23
TOTALS		RPI 1-25	RPI 26-50		W-L RECORDS		RPI 51-100		RPI 101-150		RPI 150+		
27-17-0		2-2-0	2-3-0		OVERALL		0-0-0		2-5-0		21-7-0		
12-2-0		0-0-0	0-0-0		HOME		0-0-0		0-1-0		12-1-0		
14-14-0		2-2-0	1-2-0		AWAY		0-0-0		2-4-0		9-6-0		
1-1-0		0-0-0	1-1-0		NEUTRAL		0-0-0		0-0-0		0-0-0		
11-13-0		2-2-0	2-3-0		NON-CONFERENCE		0-0-0		2-5-0		5-3-0		
3-1-0		0-0-0	0-0-0		HOME		0-0-0		0-1-0		3-0-0		
7-11-0		2-2-0	1-0-		AWAY		0-0-0		2-4-0		2-3-0		
1-1-0		0-0-0	1-1-0		NEUTRAL		0-0-0		0-0-0		0-0-0		
16-4-0		0-0-0	0-0-0		CONFERENCE		0-0-0		0-0-0		16-4-0		
9-1-0		0-0-0	0-0-0		HOME		0-0-0		0-0-0		9-1-0		
7-3-0		0-0-0	0-0-0		AWAY		0-0-0		0-0-0		7-3-0		
0-0-0		0-0-0	0-0-0		NEUTRAL		0-0-0		0-0-0		0-0-0		
RPI S	Opponent	Score	RPI S	Opponent	Score	RPI S	Opponent	Score	RPI S	Opponent	Score		
21 A	New Mexico St.	7 4	27 A	Pepperdine	2 0				109 A	Lipscomb	1 2		
21 A	New Mexico St.	4 14	27 A	Pepperdine	4 10				109 A	Lipscomb	16 3		
21 A	New Mexico St.	6 12	27 A	Pepperdine	4 6				109 A	Lipscomb	4 0		
21 A	New Mexico St.	10 9	38 N	Georgia Tech	2 6				133 A	Fresno St.	2 5		
			38 N	Georgia Tech	5 0				133 A	Fresno St.	2 14		
									136 A	Penn St.	4 6		
									136 H	Penn St.	7 9		
									172 A	Toledo	8 4		
									172 H	Toledo	3 4		
									183 A	Western Ky.	2 5		
									183 A	Western Ky.	13 3		
									183 A	Western Ky.	1 2		
									193 A	Winthrop	11 3		
									198 A	Central Mich.	0 3		
									198 A	Central Mich.	6 3		
									198 A	Central Mich.	6 4		
									203 H	Western Mich.	4 0		
									203 H	Western Mich.	16 5		
									203 H	Western Mich.	7 1		
									204 A	Pittsburgh	5 6		
									204 H	Pittsburgh	6 5		
			LAST 15 GAMES						233 A	Bowling Green	31 20		
			203 H	Western Mich.	7 1	198 A	Central Mich.	0 3	233 A	Bowling Green	6 9		
			203 H	Western Mich.	4 0	204 H	Pittsburgh	6 5	233 A	Bowling Green	5 6		
			203 H	Western Mich.	16 5	233 A	Bowling Green	31 20	236 H	Northern Ill.	12 6		
			136 A	Penn St.	4 6				236 H	Northern Ill.	6 1		
			270 H	Niagara	8 4				236 H	Northern Ill.	5 3		

Non-Div. I Games:

Kent St.

Kent St.

198	A	Central Mich.	6	4
198	A	Central Mich.	6	3

Through Games Of Sunday, April 29

RPI	S	Opponent	Score	
244	A	Ball St.	7	4
244	A	Ball St.	4	2
244	A	Ball St.	18	2
268	H	Buffalo	5	4
268	H	Buffalo	6	3
268	H	Buffalo	6	3
270	H	Niagara	8	4
292	H	Youngstown St.	14	4

Kent St.

K
e
n
t
S
t
.

K
e
n
t
S
t
.

Average RPI Win: 126		WON-LOST	WINNING	LAST 15	STRENGTH OF		OPP. STRENGTH	TEAM	ADJ	CONF.	ADJ CONF.
Average RPI Loss: 109		RECORD	PCT. RANK	GAMES	SCHEDULE		OF SCHEDULE	RPI	RPI	RPI	RPI
DIV. I ONLY		18-22-0	.45	182	5-10-0		79	112	133	.50976	133
DIV. I NON-CONF.		16-15-0	.51613	138	3-3-0		89	87	103	.52538	104
TOTALS		RPI 1-25	RPI 26-50		W-L RECORDS		RPI 51-100		RPI 101-150		RPI 150+
18-22-0	1-2-0	1-2-0		OVERALL		5-7-0		6-5-0		5-6-0	
13-14-0	1-2-0	0-0-0		HOME		2-3-0		5-4-0		5-5-0	
5-8-0	0-0-0	1-2-0		AWAY		3-4-0		1-1-0		0-1-0	
0-0-0	0-0-0	0-0-0		NEUTRAL		0-0-0		0-0-0		0-0-0	
16-15-0	1-2-0	1-2-0		NON-CONFERENCE		3-3-0		6-5-0		5-3-0	
13-11-0	1-2-0	0-0-0		HOME		2-3-0		5-4-0		5-2-0	
3-4-0	0-0-0	1-0-		AWAY		1-0-0		1-1-0		0-1-0	
0-0-0	0-0-0	0-0-0		NEUTRAL		0-0-0		0-0-0		0-0-0	
2-7-0	0-0-0	0-0-0		CONFERENCE		2-4-0		0-0-0		0-3-0	
0-3-0	0-0-0	0-0-0		HOME		0-0-0		0-0-0		0-3-0	
2-4-0	0-0-0	0-0-0		AWAY		2-4-0		0-0-0		0-0-0	
0-0-0	0-0-0	0-0-0		NEUTRAL		0-0-0		0-0-0		0-0-0	
RPI S	Opponent	Score		RPI S	Opponent	Score		RPI S	Opponent	Score	
8 H	Stanford	7	4	27 A	Pepperdine	2	3	65 A	Cal Poly	5	3
8 H	Stanford	2	9	27 A	Pepperdine	0	6	65 H	Cal Poly	3	2
8 H	Stanford	0	16	27 A	Pepperdine	8	4	66 A	Nevada	14	2
								66 A	Nevada	2	8
								66 A	Nevada	0	1
								73 H	California	6	7
								84 H	New Mexico	3	9
								84 H	New Mexico	1	7
								84 H	New Mexico	4	3
								91 A	Hawaii	2	3
								91 A	Hawaii	2	8
								91 A	Hawaii	5	3
								115 A	UC Santa Barbara	3	2
								115 H	UC Santa Barbara	1	7
								125 H	San Francisco	1	6
								125 H	San Francisco	3	6
								125 H	San Francisco	6	2
								125 H	San Francisco	2	1
								131 A	Santa Clara	5	9
								132 H	Kent St.	5	2
								132 H	Kent St.	14	2
								147 H	UC Riverside	1	5
								147 H	UC Riverside	2	1
								161 A	CSU Bakersfield	0	4
								161 H	CSU Bakersfield	1	8
								161 H	CSU Bakersfield	2	1
								161 H	CSU Bakersfield	5	0
								184 H	San Jose St.	2	11
								184 H	San Jose St.	3	4
								184 H	San Jose St.	0	4
								255 H	Butler	3	0
								255 H	Butler	6	0
								255 H	Butler	9	12
								255 H	Butler	17	2
				LAST 15 GAMES							
				66 A	Nevada	0	1	184 H	San Jose St.	3	4
				66 A	Nevada	14	2	184 H	San Jose St.	0	4
				66 A	Nevada	2	8	91 A	Hawaii	2	3
				65 H	Cal Poly	3	2				
				161 H	CSU Bakersfield	1	8				

Non-Div. I Games:

Fresno St.

65	A	Cal Poly	5	3
184	H	San Jose St.	2	11

F
r
e
s
n
o
s
t
.

F
r
e
s
n
o
s
t
.

Average RPI Win: 196		WON-LOST	WINNING	LAST 15	STRENGTH OF		OPP. STRENGTH	TEAM	ADJ	CONF.	ADJ CONF.				
Average RPI Loss: 128		RECORD	PCT. RANK	GAMES	SCHEDULE		OF SCHEDULE	RPI	RPI	RPI	RPI				
DIV. I ONLY		20-19-0	.51282	139	8-7-0		115	215	134	.50975	134	22	22		
DIV. I NON-CONF.		7-12-0	.36842	226	1-2-0		20	161	136	.50985	135	21	21		
TOTALS		RPI 1-25	RPI 26-50		W-L RECORDS		RPI 51-100		RPI 101-150		RPI 150+				
20-19-0		0-4-0	0-0-0		OVERALL		3-4-0		3-2-0		14-9-0				
8-3-0		0-0-0	0-0-0		HOME		1-0-0		1-1-0		6-2-0				
12-16-0		0-4-0	0-0-0		AWAY		2-4-0		2-1-0		8-7-0				
0-0-0		0-0-0	0-0-0		NEUTRAL		0-0-0		0-0-0		0-0-0				
7-12-0		0-4-0	0-0-0		NON-CONFERENCE		3-4-0		0-1-0		4-3-0				
1-0-0		0-0-0	0-0-0		HOME		1-0-0		0-0-0		0-0-0				
6-12-0		0-4-0	0-0-		AWAY		2-4-0		0-1-0		4-3-0				
0-0-0		0-0-0	0-0-0		NEUTRAL		0-0-0		0-0-0		0-0-0				
13-7-0		0-0-0	0-0-0		CONFERENCE		0-0-0		3-1-0		10-6-0				
7-3-0		0-0-0	0-0-0		HOME		0-0-0		1-1-0		6-2-0				
6-4-0		0-0-0	0-0-0		AWAY		0-0-0		2-0-0		4-4-0				
0-0-0		0-0-0	0-0-0		NEUTRAL		0-0-0		0-0-0		0-0-0				
RPI	S	Opponent	Score	RPI	S	Opponent	Score	RPI	S	Opponent	Score	RPI	S	Opponent	Score
6	A	North Carolina	5 15					69	A	St. John's (NY)	4 8	117	A	UNC Greensboro	3 6
9	A	South Carolina	1 3					72	A	Fla. Atlantic	2 6	143	A	Cornell	13 3
9	A	South Carolina	1 2					72	A	Fla. Atlantic	1 9	143	A	Cornell	1 0
9	A	South Carolina	1 6					72	A	Fla. Atlantic	11 4	143	H	Cornell	6 0
								72	A	Fla. Atlantic	8 5	143	H	Cornell	3 4
								79	A	Rutgers	11 12	153	A	Columbia	1 4
								95	H	Seton Hall	5 4	153	A	Columbia	7 8
												153	A	Columbia	5 8
												153	A	Columbia	5 2
												169	H	Dartmouth	8 0
												169	H	Dartmouth	2 8
												207	A	Richmond	15 9
												207	A	Richmond	7 9
												207	A	Richmond	21 14
												228	H	Harvard	12 6
												228	H	Harvard	4 1
												240	A	Rider	9 10
												242	H	Penn	5 7
												242	H	Penn	4 3
												242	H	Penn	7 3
												242	H	Penn	13 7
												252	A	Navy	10 1
												252	A	Navy	4 2
												252	A	Navy	5 7
												274	A	Yale	2 1
												274	A	Yale	6 3
												281	A	Brown	6 13
LAST 15 GAMES				LAST 15 GAMES				LAST 15 GAMES				LAST 15 GAMES			

Non-Div. I Games:

Princeton

153 A Columbia	5	8
153 A Columbia	7	8

RPI	S	Opponent	Score	
281	A	Brown	8	0

Princeton

P
r
i
n
c
e
t
o
n

P
r
i
n
c
e
t
o
n

Average RPI Win: 120		WON-LOST	WINNING	LAST 15	STRENGTH OF		OPP. STRENGTH	TEAM	ADJ	CONF.	ADJ CONF.
Average RPI Loss: 62		RECORD	PCT. RANK	GAMES	SCHEDULE		OF SCHEDULE	RPI	RPI	RPI	RPI
DIV. I ONLY		17-28-0	.37778	240	6-9-0		39	36	131	.50912	135
DIV. I NON-CONF.		11-12-0	.47826	150	2-2-0		155	176	160	.49492	159
TOTALS		RPI 1-25	RPI 26-50		W-L RECORDS		RPI 51-100		RPI 101-150		RPI 150+
17-28-0		1-12-0	6-2-0		OVERALL		4-9-0		2-3-0		4-2-0
14-10-0		1-3-0	6-1-0		HOME		2-3-0		1-2-0		4-1-0
3-17-0		0-9-0	0-0-0		AWAY		2-6-0		1-1-0		0-1-0
0-1-0		0-0-0	0-1-0		NEUTRAL		0-0-0		0-0-0		0-0-0
11-12-0		0-1-0	1-0-0		NON-CONFERENCE		4-6-0		2-3-0		4-2-0
8-7-0		0-1-0	1-0-0		HOME		2-3-0		1-2-0		4-1-0
3-5-0		0-0-0	0-0-0		AWAY		2-3-0		1-1-0		0-1-0
0-0-0		0-0-0	0-0-0		NEUTRAL		0-0-0		0-0-0		0-0-0
6-16-0		1-11-0	5-2-0		CONFERENCE		0-3-0		0-0-0		0-0-0
6-3-0		1-2-0	5-1-0		HOME		0-0-0		0-0-0		0-0-0
0-12-0		0-9-0	0-0-0		AWAY		0-3-0		0-0-0		0-0-0
0-1-0		0-0-0	0-1-0		NEUTRAL		0-0-0		0-0-0		0-0-0
RPI S	Opponent	Score	RPI S	Opponent	Score	RPI S	Opponent	Score	RPI S	Opponent	Score
7 A	LSU	1 7	35 H	Louisville	7 6	59 A	Tulane	2 7	105 A	UAB	0 1
7 A	LSU	1 5	44 H	Vanderbilt	6 4	59 A	Tulane	6 2	105 H	UAB	1 9
7 A	LSU	2 10	44 H	Vanderbilt	8 6	59 A	Tulane	7 9	126 H	Oral Roberts	2 3
9 A	South Carolina	0 1	44 H	Vanderbilt	7 9	70 A	Samford	5 4	149 A	South Ala.	9 5
9 A	South Carolina	11 12	46 H	Auburn	6 2	70 H	Samford	6 5	149 H	South Ala.	4 3
9 A	South Carolina	1 9	46 H	Auburn	10 6	72 H	Fla. Atlantic	2 5	160 A	Troy	0 9
12 A	Arkansas	4 8	46 H	Auburn	4 3	72 H	Fla. Atlantic	4 9	289 H	Ark.-Pine Bluff	9 3
12 A	Arkansas	3 4	46 N	Auburn	3 8	72 H	Fla. Atlantic	2 9	289 H	Ark.-Pine Bluff	7 0
12 A	Arkansas	4 7				96 A	Tennessee	8 10	289 H	Ark.-Pine Bluff	14 0
22 H	Ole Miss	3 2				96 A	Tennessee	2 4	291 H	Mississippi Val.	8 0
22 H	Ole Miss	7 11				96 A	Tennessee	3 5	291 H	Mississippi Val.	3 8
22 H	Ole Miss	4 8				98 A	Southern Miss.	2 14			
23 H	East Carolina	1 3				98 H	Southern Miss.	8 3			
LAST 15 GAMES											
9 A	South Carolina	1 9	291 H	Mississippi Val.	3 8						
9 A	South Carolina	11 12	291 H	Mississippi Val.	8 0						
9 A	South Carolina	0 1	7 A	LSU	1 5						
70 A	Samford	5 4									
44 H	Vanderbilt	7 9									

Non-Div. I Games:

Alabama

44	H	Vanderbilt	8	6
44	H	Vanderbilt	6	4

A
l
a
b
a
m
a

A
l
a
b
a
m
a

[illegible]

Non-Div. I Games:

Penn St.

Penn St.

215	A	Iowa	2	4
215	A	Iowa	2	0

Through Games Of Sunday, April 29

RPI	S	Opponent	Score	
297	H	Coppin St.	7	1
297	H	Coppin St.	6	2

Penn St.

P
e
n
n
s
t
.

P
e
n
n
s
t
.

Average RPI Win: 131		WON-LOST	WINNING	LAST 15	STRENGTH OF		OPP. STRENGTH	TEAM	ADJ	CONF.	ADJ CONF.				
Average RPI Loss: 72		RECORD	PCT. RANK	GAMES	SCHEDULE		OF SCHEDULE	RPI	RPI	RPI	RPI				
DIV. I ONLY		14-26-1	.35366	256	4-10-1		32	52	140	.50448	137	5	5		
DIV. I NON-CONF.		11-14-0	.44	181	2-4-0		38	31	105	.52319	107	4	4		
TOTALS		RPI 1-25	RPI 26-50		W-L RECORDS		RPI 51-100		RPI 101-150		RPI 150+				
14-26-1		1-10-1	1-1-0		OVERALL		5-9-0		1-3-0		6-3-0				
9-9-0		0-5-0	1-0-0		HOME		1-2-0		1-0-0		6-2-0				
3-16-1		0-5-1	0-1-0		AWAY		3-6-0		0-3-0		0-1-0				
2-1-0		1-0-0	0-0-0		NEUTRAL		1-1-0		0-0-0		0-0-0				
11-14-0		1-4-0	1-1-0		NON-CONFERENCE		4-7-0		1-0-0		4-2-0				
7-4-0		0-1-0	1-0-0		HOME		1-2-0		1-0-0		4-1-0				
2-9-0		0-3-0	0-0-		AWAY		2-4-0		0-0-0		0-1-0				
2-1-0		1-0-0	0-0-0		NEUTRAL		1-1-0		0-0-0		0-0-0				
3-12-1		0-6-1	0-0-0		CONFERENCE		1-2-0		0-3-0		2-1-0				
2-5-0		0-4-0	0-0-0		HOME		0-0-0		0-0-0		2-1-0				
1-7-1		0-2-1	0-0-0		AWAY		1-2-0		0-3-0		0-0-0				
0-0-0		0-0-0	0-0-0		NEUTRAL		0-0-0		0-0-0		0-0-0				
RPI S	Opponent	Score		RPI S	Opponent	Score		RPI S	Opponent	Score		RPI S	Opponent	Score	
3 H	Baylor	5	14	45 A	Sam Houston St.	4	5	52 H	Texas St.	2	1	105 A	UAB	8	12
11 H	Rice	1	4	45 H	Sam Houston St.	12	2	52 H	Texas St.	1	6	105 A	UAB	9	11
12 N	Arkansas	4	1					52 H	Texas St.	0	6	105 A	UAB	0	1
20 H	UCF	3	8					89 A	Texas Tech	9	10	124 H	Lamar	4	3
20 H	UCF	1	3					89 A	Texas Tech	4	15	151 A	La.-Lafayette	1	3
20 H	UCF	1	9					89 A	Texas Tech	1	7	189 H	A&M-Corpus Christi	2	3
22 A	Ole Miss	0	8					89 N	Texas Tech	4	10	190 H	Delaware	7	5
22 A	Ole Miss	3	11					96 N	Tennessee	7	4	190 H	Delaware	16	1
22 A	Ole Miss	0	9					98 A	Southern Miss.	10	5	190 H	Delaware	9	2
23 A	East Carolina	3	10					98 A	Southern Miss.	2	17	206 H	McNeese St.	4	1
23 A	East Carolina	1	16					98 A	Southern Miss.	0	8	218 H	Marshall	4	3
23 A	East Carolina	4	4					100 A	Oklahoma St.	4	3	218 H	Marshall	3	2
								100 A	Oklahoma St.	0	14	218 H	Marshall	3	4
								100 A	Oklahoma St.	8	1				
LAST 15 GAMES															
								105 A	UAB	0	1	89 A	Texas Tech	9	10
								105 A	UAB	8	12	89 A	Texas Tech	1	7
								105 A	UAB	9	11	89 A	Texas Tech	4	15
								218 H	Marshall	4	3				
								218 H	Marshall	3	4				

Non-Div. I Games:

Houston

218	H	Marshall	3	2
45	A	Sam Houston St.	4	5

H
o
u
s
t
o
n

H
o
u
s
t
o
n

Average RPI Win: 175		WON-LOST	WINNING	LAST 15	STRENGTH OF		OPP. STRENGTH	TEAM	ADJ	CONF.	ADJ CONF.
Average RPI Loss: 135		RECORD	PCT. RANK	GAMES	SCHEDULE		OF SCHEDULE	RPI	RPI	RPI	RPI
DIV. I ONLY		22-19-0	.53659	129	11-4-0		162	160	135	.50435	138
DIV. I NON-CONF.		10-13-0	.43478	184	2-0-0		133	148	172	.48887	175
TOTALS		RPI 1-25	RPI 26-50		W-L RECORDS		RPI 51-100		RPI 101-150		RPI 150+
22-19-0	0-0-0	0-1-0		OVERALL		1-5-0		5-5-0		16-8-0	
11-10-0	0-0-0	0-0-0		HOME		1-2-0		0-1-0		10-7-0	
11-9-0	0-0-0	0-1-0		AWAY		0-3-0		5-4-0		6-1-0	
0-0-0	0-0-0	0-0-0		NEUTRAL		0-0-0		0-0-0		0-0-0	
10-13-0	0-0-0	0-1-0		NON-CONFERENCE		1-5-0		5-5-0		4-2-0	
4-5-0	0-0-0	0-0-0		HOME		1-2-0		0-1-0		3-2-0	
6-8-0	0-0-0	0-0-		AWAY		0-3-0		5-4-0		1-0-0	
0-0-0	0-0-0	0-0-0		NEUTRAL		0-0-0		0-0-0		0-0-0	
12-6-0	0-0-0	0-0-0		CONFERENCE		0-0-0		0-0-0		12-6-0	
7-5-0	0-0-0	0-0-0		HOME		0-0-0		0-0-0		7-5-0	
5-1-0	0-0-0	0-0-0		AWAY		0-0-0		0-0-0		5-1-0	
0-0-0	0-0-0	0-0-0		NEUTRAL		0-0-0		0-0-0		0-0-0	
RPI S	Opponent	Score	RPI S	Opponent	Score	RPI S	Opponent	Score	RPI S	Opponent	Score
			35 A	Louisville	2 7	61 H	Indiana St.	6 13	116 A	Indiana	5 11
						61 H	Indiana St.	11 10	116 H	Indiana	4 6
						61 H	Indiana St.	10 11	117 A	UNC Greensboro	6 5
						73 A	S.C. Upstate	4 6	117 A	UNC Greensboro	5 7
						73 A	S.C. Upstate	6 12	139 A	East Tenn. St.	8 2
						73 A	S.C. Upstate	0 4	139 A	East Tenn. St.	3 8
									139 A	East Tenn. St.	7 6
									145 A	Wofford	8 3
									145 A	Wofford	5 6
									145 A	Wofford	10 2
									152 H	Austin Peay	9 10
									152 H	Austin Peay	2 18
									152 H	Austin Peay	7 6
									165 H	SIU Edwardsville	15 11
									165 H	SIU Edwardsville	8 1
									165 H	SIU Edwardsville	8 2
									179 H	Eastern Ill.	7 9
									179 H	Eastern Ill.	9 2
									179 H	Eastern Ill.	5 4
									181 A	Morehead St.	4 3
									181 A	Morehead St.	9 1
									181 A	Morehead St.	6 4
									192 H	Jacksonville St.	1 4
									192 H	Jacksonville St.	2 4
									192 H	Jacksonville St.	3 2
									218 A	Marshall	12 4
									218 H	Marshall	10 3
LAST 15 GAMES											
			181 A	Morehead St.	9 1	152 H	Austin Peay	9 10			
			181 A	Morehead St.	4 3	179 H	Eastern Ill.	7 9			
			181 A	Morehead St.	6 4	179 H	Eastern Ill.	9 2			
			218 A	Marshall	12 4						
			235 H	Ohio	12 1						

Non-Div. I Games:

Eastern Ky.

Eastern Ky.

152 H Austin Peay	2	18
152 H Austin Peay	7	6

Through Games Of Sunday, April 29

RPI	S	Opponent	Score	
232	A	Southeast Mo. St.	9	6
232	A	Southeast Mo. St.	7	9
232	A	Southeast Mo. St.	9	1
233	H	Bowling Green	10	8
233	H	Bowling Green	4	8
233	H	Bowling Green	2	22
235	H	Ohio	12	1

Eastern Ky.

E
a
s
t
e
r
n
K
y
.

E
a
s
t
e
r
n
K
y
.

Average RPI Win:		141	WON-LOST RECORD		WINNING PCT. RANK		LAST 15 GAMES		STRENGTH OF SCHEDULE		OPP. STRENGTH OF SCHEDULE		TEAM RPI		ADJ RPI		CONF. RPI		ADJ CONF. RPI	
DIV. I ONLY			19-24-0		.44186 189		4-11-0		93		88		139		.50397 139		10		10	
DIV. I NON-CONF.			13-12-0		.52 134		2-6-0		147		69		127		.51199 130		11		11	
TOTALS		RPI 1-25		RPI 26-50		W-L RECORDS		RPI 51-100		RPI 101-150		RPI 150+								
19-24-0		0-3-0		0-0-0		OVERALL		4-9-0		9-10-0		6-2-0								
15-14-0		0-0-0		0-0-0		HOME		3-7-0		6-6-0		6-1-0								
4-10-0		0-3-0		0-0-0		AWAY		1-2-0		3-4-0		0-1-0								
0-0-0		0-0-0		0-0-0		NEUTRAL		0-0-0		0-0-0		0-0-0								
13-12-0		0-3-0		0-0-0		NON-CONFERENCE		3-4-0		4-3-0		6-2-0								
11-6-0		0-0-0		0-0-0		HOME		2-2-0		3-3-0		6-1-0								
2-6-0		0-3-0		0-0-		AWAY		1-2-0		1-0-0		0-1-0								
0-0-0		0-0-0		0-0-0		NEUTRAL		0-0-0		0-0-0		0-0-0								
6-12-0		0-0-0		0-0-0		CONFERENCE		1-5-0		5-7-0		0-0-0								
4-8-0		0-0-0		0-0-0		HOME		1-5-0		3-3-0		0-0-0								
2-4-0		0-0-0		0-0-0		AWAY		0-0-0		2-4-0		0-0-0								
0-0-0		0-0-0		0-0-0		NEUTRAL		0-0-0		0-0-0		0-0-0								
RPI	S	Opponent		Score		RPI	S	Opponent		Score		RPI	S	Opponent		Score				
18	A	Arizona		7	24			60	H	Belmont	3	4	102	H	North Florida		2	5		
18	A	Arizona		6	21			60	H	Belmont	8	3	102	H	North Florida		4	13		
18	A	Arizona		4	6			60	H	Belmont	2	8	102	H	North Florida		6	1		
								73	H	S.C. Upstate	7	8	106	H	Mercer		13	8		
								73	H	S.C. Upstate	7	9	106	H	Mercer		7	2		
								73	H	S.C. Upstate	4	6	106	H	Mercer		1	3		
								83	A	Western Caro.	3	7	107	A	Fla. Gulf Coast		0	4		
								83	H	Western Caro.	1	6	107	A	Fla. Gulf Coast		2	1		
								93	H	Radford	7	2	107	A	Fla. Gulf Coast		7	2		
								96	A	Tennessee	4	5	109	A	Lipscomb		2	6		
								96	H	Tennessee	4	3	109	A	Lipscomb		4	7		
								99	A	Furman	14	2	109	A	Lipscomb		1	5		
								99	H	Furman	4	7	116	H	Indiana		4	3		
													116	H	Indiana		5	10		
													116	H	Indiana		2	1		
													138	H	Eastern Ky.		6	7		
													138	H	Eastern Ky.		8	3		
													138	H	Eastern Ky.		2	8		
													145	A	Wofford		5	3		
													171	A	UNC Asheville		3	7		
													171	H	UNC Asheville		3	1		
													217	H	Saint Joseph's		4	3		
													217	H	Saint Joseph's		12	4		
													217	H	Saint Joseph's		3	2		
													237	H	La Salle		15	3		
													237	H	La Salle		3	6		
													237	H	La Salle		9	6		
LAST 15 GAMES																				
						18	A	Arizona	6	21	106	H	Mercer	1	3					
						18	A	Arizona	4	6	96	A	Tennessee	4	5					
						18	A	Arizona	7	24	73	H	S.C. Upstate	7	9					
						83	H	Western Caro.	1	6										
						99	A	Furman	14	2										

Non-Div. I Games:

East Tenn. St.

106 H Mercer	7	2
106 H Mercer	13	8

E
a
s
t
T
e
n
n
.
S
t
.

E
a
s
t
T
e
n
n
.
S
t
.

Average RPI Win:		214	WON-LOST RECORD		WINNING PCT. RANK		LAST 15 GAMES		STRENGTH OF SCHEDULE		OPP. STRENGTH OF SCHEDULE		TEAM RPI		ADJ RPI		CONF. RPI		ADJ CONF. RPI				
DIV. I ONLY			29-20-0		.59184 80		10-5-0		204		239		143		.50385 140		24		24				
DIV. I NON-CONF.			16-13-0		.55172 113		3-1-0		208		185		152		.50091 146		27		27				
TOTALS		RPI 1-25		RPI 26-50		W-L RECORDS		RPI 51-100		RPI 101-150		RPI 150+											
29-20-0		1-2-0		0-1-0		OVERALL		1-1-0		4-4-0		23-12-0											
8-8-0		0-0-0		0-0-0		HOME		0-0-0		4-2-0		4-6-0											
19-12-0		1-2-0		0-1-0		AWAY		1-1-0		0-2-0		17-6-0											
2-0-0		0-0-0		0-0-0		NEUTRAL		0-0-0		0-0-0		2-0-0											
16-13-0		1-2-0		0-1-0		NON-CONFERENCE		1-1-0		2-2-0		12-7-0											
4-4-0		0-0-0		0-0-0		HOME		0-0-0		2-0-0		2-4-0											
10-9-0		1-2-0		0-0-		AWAY		1-1-0		0-2-0		8-3-0											
2-0-0		0-0-0		0-0-0		NEUTRAL		0-0-0		0-0-0		2-0-0											
13-7-0		0-0-0		0-0-0		CONFERENCE		0-0-0		2-2-0		11-5-0											
4-4-0		0-0-0		0-0-0		HOME		0-0-0		2-2-0		2-2-0											
9-3-0		0-0-0		0-0-0		AWAY		0-0-0		0-0-0		9-3-0											
0-0-0		0-0-0		0-0-0		NEUTRAL		0-0-0		0-0-0		0-0-0											
RPI	S	Opponent		Score		RPI	S	Opponent		Score		RPI	S	Opponent		Score		RPI	S	Opponent		Score	
16	A	Texas A&M		2	3	33	A	Clemson		4	16	62	A	Boston College		3	1	104	A	Campbell		4	9
16	A	Texas A&M		2	8							69	A	St. John's (NY)		4	13	104	A	Campbell		0	8
16	A	Texas A&M		7	3													119	H	Stony Brook		3	1
																		119	H	Stony Brook		5	3
																		129	H	Army		5	0
																		129	H	Army		6	3
																		129	H	Army		3	4
																		129	H	Army		2	4
																		153	H	Columbia		0	6
																		153	H	Columbia		1	3
																		169	A	Dartmouth		2	4
																		182	A	Charlotte		5	1
																		186	H	Marist		11	7
																		191	A	Massachusetts		4	3
																		193	A	Winthrop		3	0
																		193	A	Winthrop		4	3
																		193	A	Winthrop		2	3
																		205	H	Central Conn. St.		4	13
																		222	A	Siena		6	4
																		228	H	Harvard		6	7
																		245	N	Albany (NY)		4	3
																		245	N	Albany (NY)		10	9
																		247	A	Bucknell		1	3
																		247	A	Bucknell		5	1
																		247	A	Bucknell		3	1
																		247	A	Bucknell		11	7
																		252	A	Navy		2	8
				LAST 15 GAMES																			
				129	H	Army		5	0	271	A	Lehigh		3	1	247	A	Bucknell		1	3		
				129	H	Army		3	4	271	A	Lehigh		1	4	247	A	Bucknell		5	1		
				129	H	Army		2	4	271	A	Lehigh		11	7	247	A	Bucknell		3	1		
				129	H	Army		6	3							247	A	Bucknell		11	7		
				222	A	Siena		6	4							252	A	Navy		2	8		

Non-Div. I Games:

Holy Cross

274	A	Yale	4	5
271	A	Lehigh	16	5

RPI	S	Opponent	Score	
252	A	Navy	6	3
252	A	Navy	15	3
252	A	Navy	8	4
264	H	Lafayette	8	0
264	H	Lafayette	6	12
264	H	Lafayette	6	12
264	H	Lafayette	4	0
271	A	Lehigh	3	1
271	A	Lehigh	16	5
271	A	Lehigh	11	7
271	A	Lehigh	1	4
274	A	Yale	4	5
280	H	Hartford	8	2
281	A	Brown	12	6
281	A	Brown	9	0
282	A	N.C. Central	7	1

H
O
L
Y
C
R
O
S
S

H
O
L
Y
C
R
O
S
S

Average RPI Win: 180		WON-LOST	WINNING	LAST 15	STRENGTH OF		OPP. STRENGTH	TEAM	ADJ	CONF.	ADJ CONF.
Average RPI Loss: 129		RECORD	PCT. RANK	GAMES	SCHEDULE		OF SCHEDULE	RPI	RPI	RPI	RPI
DIV. I ONLY		23-19-0	.54762	115	7-8-0		192	141	143	.50165	141
DIV. I NON-CONF.		11-12-0	.47826	150	1-3-0		222	135	196	.47872	195
TOTALS		RPI 1-25	RPI 26-50		W-L RECORDS		RPI 51-100		RPI 101-150		RPI 150+
23-19-0	0-1-0	0-2-0		OVERALL		1-2-0		6-6-0		16-8-0	
16-6-0	0-0-0	0-0-0		HOME		1-0-0		4-3-0		11-3-0	
6-12-0	0-1-0	0-2-0		AWAY		0-2-0		2-3-0		4-4-0	
1-1-0	0-0-0	0-0-0		NEUTRAL		0-0-0		0-0-0		1-1-0	
11-12-0	0-1-0	0-2-0		NON-CONFERENCE		1-1-0		3-3-0		7-5-0	
10-3-0	0-0-0	0-0-0		HOME		1-0-0		3-1-0		6-2-0	
0-8-0	0-1-0	0-0-		AWAY		0-1-0		0-2-0		0-2-0	
1-1-0	0-0-0	0-0-0		NEUTRAL		0-0-0		0-0-0		1-1-0	
12-7-0	0-0-0	0-0-0		CONFERENCE		0-1-0		3-3-0		9-3-0	
6-3-0	0-0-0	0-0-0		HOME		0-0-0		1-2-0		5-1-0	
6-4-0	0-0-0	0-0-0		AWAY		0-1-0		2-1-0		4-2-0	
0-0-0	0-0-0	0-0-0		NEUTRAL		0-0-0		0-0-0		0-0-0	
RPI S	Opponent	Score		RPI S	Opponent	Score		RPI S	Opponent	Score	
22 A	Ole Miss	1	8	40 A	Missouri St.	5	12	72 A	Fla. Atlantic	2	6
				40 A	Missouri St.	2	5	86 A	Memphis	1	7
								86 H	Memphis	4	2
								118 H	Evansville	5	4
								118 H	Evansville	3	2
								118 H	Evansville	1	5
								118 H	Evansville	4	2
								122 H	La.-Monroe	7	6
								122 H	La.-Monroe	0	9
								122 H	La.-Monroe	1	10
								124 A	Lamar	2	10
								124 A	Lamar	1	2
								144 A	Middle Tenn.	8	5
								144 A	Middle Tenn.	3	5
								144 A	Middle Tenn.	8	5
								151 A	La.-Lafayette	8	7
								151 A	La.-Lafayette	6	4
								151 A	La.-Lafayette	2	9
								152 A	Austin Peay	9	10
								160 A	Troy	5	4
								160 A	Troy	16	8
								160 A	Troy	6	7
								165 H	SIU Edwardsville	3	5
								165 H	SIU Edwardsville	2	5
								176 H	Murray St.	11	3
								183 H	Western Ky.	3	8
								183 H	Western Ky.	6	3
								183 H	Western Ky.	5	0
								196 N	Dayton	9	3
								199 H	UALR	7	3
LAST 15 GAMES				144 A	Middle Tenn.	3	5	183 H	Western Ky.	5	0
				144 A	Middle Tenn.	8	5	86 H	Memphis	4	2
				144 A	Middle Tenn.	8	5	122 H	La.-Monroe	1	10
				72 A	Fla. Atlantic	2	6				
				232 A	Southeast Mo. St.	3	5				

Non-Div. I Games:

Arkansas St.

Arkansas.

Arkasasst.

Arkansas St.

 Tie, Loss, Non-Conf, S Site, H Home, A Away, N Neutral Page 282

54 H Southeastern La.	9	3
54 H Southeastern La.	2	5

U
T
S
A

U
T
S
A

Average RPI Win:	232	WON-LOST RECORD	WINNING PCT. RANK	LAST 15 GAMES	STRENGTH OF SCHEDULE	OPP. STRENGTH OF SCHEDULE	TEAM RPI	ADJ RPI	CONF. RPI	ADJ CONF. RPI	
DIV. I ONLY	29-14-1	.67045	38	8-7-0	249	254	141	.50162	143	22	22
DIV. I NON-CONF.	15-8-1	.64583	69	1-2-0	235	291	147	.4986	152	21	21
<hr/>											
TOTALS	RPI 1-25	RPI 26-50		W-L RECORDS	RPI 51-100		RPI 101-150		RPI 150+		
29-14-1	0-0-0	0-2-0		OVERALL	0-0-0		1-3-0		28-9-1		
7-7-0	0-0-0	0-0-0		HOME	0-0-0		0-2-0		7-5-0		
22-7-1	0-0-0	0-2-0		AWAY	0-0-0		1-1-0		21-4-1		
0-0-0	0-0-0	0-0-0		NEUTRAL	0-0-0		0-0-0		0-0-0		
15-8-1	0-0-0	0-2-0		NON-CONFERENCE	0-0-0		0-0-0		15-6-1		
1-3-0	0-0-0	0-0-0		HOME	0-0-0		0-0-0		1-3-0		
14-5-1	0-0-0	0-0-		AWAY	0-0-0		0-0-0		14-3-1		
0-0-0	0-0-0	0-0-0		NEUTRAL	0-0-0		0-0-0		0-0-0		
14-6-0	0-0-0	0-0-0		CONFERENCE	0-0-0		1-3-0		13-3-0		
6-4-0	0-0-0	0-0-0		HOME	0-0-0		0-2-0		6-2-0		
8-2-0	0-0-0	0-0-0		AWAY	0-0-0		1-1-0		7-1-0		
0-0-0	0-0-0	0-0-0		NEUTRAL	0-0-0		0-0-0		0-0-0		
RPI S	Opponent	Score	RPI S	Opponent	Score	RPI S	Opponent	Score	RPI S	Opponent	Score
			32 A	Virginia Tech	4 5				134 A	Princeton	0 6
			32 A	Virginia Tech	6 9				134 A	Princeton	4 3
									134 H	Princeton	3 13
									134 H	Princeton	0 1
									153 H	Columbia	2 1
									153 H	Columbia	3 0
									153 H	Columbia	1 5
									153 H	Columbia	5 4
									169 H	Dartmouth	5 2
									169 H	Dartmouth	2 0
									201 H	Binghamton	4 6
									201 H	Binghamton	9 5
									216 A	George Washington	5 3
									216 A	George Washington	6 3
									216 A	George Washington	3 4
									216 A	George Washington	12 3
									221 A	Canisius	5 4
									221 A	Canisius	3 7
									222 H	Siena	4 5
									222 H	Siena	2 6
									228 H	Harvard	12 7
									228 H	Harvard	2 6
									229 A	Delaware St.	16 6
									229 A	Delaware St.	2 11
									229 A	Delaware St.	19 6
									242 A	Penn	3 0
									242 A	Penn	3 4

Non-Div. I Games:

Cornell

242	A	Penn	3	4
242	A	Penn	3	0

RPI	S	Opponent	Score	
242	A	Penn	9	5
242	A	Penn	3	0
245	A	Albany (NY)	5	2
245	A	Albany (NY)	3	3
262	A	Longwood	3	1
262	A	Longwood	5	1
262	A	Longwood	4	3
274	A	Yale	8	6
274	A	Yale	5	3
281	A	Brown	10	9
281	A	Brown	12	5
294	A	Md.-East. Shore	7	0
294	A	Md.-East. Shore	7	5
294	A	Md.-East. Shore	13	0
294	A	Md.-East. Shore	15	4

C
o
r
n
e
l
l

C
o
r
n
e
l
l

Average RPI Win: 170		WON-LOST	WINNING	LAST 15	STRENGTH OF		OPP. STRENGTH	TEAM	ADJ	CONF.	ADJ CONF.
Average RPI Loss: 123		RECORD	PCT. RANK	GAMES	SCHEDULE		OF SCHEDULE	RPI	RPI	RPI	RPI
DIV. I ONLY		25-21-0	.54348	126	6-9-0		191	126	142	.50139	144
DIV. I NON-CONF.		14-11-0	.56	109	2-3-0		214	101	141	.50251	144
TOTALS		RPI 1-25	RPI 26-50		W-L RECORDS		RPI 51-100		RPI 101-150		RPI 150+
25-21-0	0-0-0	0-2-0		OVERALL		3-4-0		8-9-0		14-6-0	
18-10-0	0-0-0	0-1-0		HOME		2-3-0		4-3-0		12-3-0	
7-11-0	0-0-0	0-1-0		AWAY		1-1-0		4-6-0		2-3-0	
0-0-0	0-0-0	0-0-0		NEUTRAL		0-0-0		0-0-0		0-0-0	
14-11-0	0-0-0	0-2-0		NON-CONFERENCE		2-2-0		4-4-0		8-3-0	
11-5-0	0-0-0	0-1-0		HOME		1-1-0		3-1-0		7-2-0	
3-6-0	0-0-0	0-0-		AWAY		1-1-0		1-3-0		1-1-0	
0-0-0	0-0-0	0-0-0		NEUTRAL		0-0-0		0-0-0		0-0-0	
11-10-0	0-0-0	0-0-0		CONFERENCE		1-2-0		4-5-0		6-3-0	
7-5-0	0-0-0	0-0-0		HOME		1-2-0		1-2-0		5-1-0	
4-5-0	0-0-0	0-0-0		AWAY		0-0-0		3-3-0		1-2-0	
0-0-0	0-0-0	0-0-0		NEUTRAL		0-0-0		0-0-0		0-0-0	
RPI S	Opponent	Score		RPI S	Opponent	Score		RPI S	Opponent	Score	
				44 A	Vanderbilt	1	5	60 A	Belmont	5	20
				44 H	Vanderbilt	4	8	72 H	Fla. Atlantic	1	4
								72 H	Fla. Atlantic	0	3
								72 H	Fla. Atlantic	5	1
								86 H	Memphis	5	13
								86 H	Memphis	8	7
								96 A	Tennessee	5	4
				LAST 15 GAMES							
				141 H	Arkansas St.	5	3	122 A	La.-Monroe	0	13
				141 H	Arkansas St.	5	8	152 H	Austin Peay	10	7
				141 H	Arkansas St.	5	8	44 A	Vanderbilt	1	5
				44 H	Vanderbilt	4	8				
				227 A	Tennessee Tech	10	7				
								160 A	Troy	2	6
								160 A	Troy	12	10
								164 H	Kansas	3	7
								183 H	Western Ky.	9	1
								183 H	Western Ky.	7	2
								183 H	Western Ky.	2	9
								199 H	UALR	4	3

Non-Div. I Games:

Middle Tenn.

Middle Tenn.

122	A	La.-Monroe	7	13
122	A	La.-Monroe	3	2

Through Games Of Sunday, April 29

RPI	S	Opponent	Score	
199	H	UALR	7	6
199	H	UALR	4	0
227	A	Tennessee Tech	10	7
227	H	Tennessee Tech	3	1
235	H	Ohio	2	1
235	H	Ohio	4	0
235	H	Ohio	4	1
244	H	Ball St.	7	4
244	H	Ball St.	6	1
244	H	Ball St.	4	5

Middle Tenn.

M
i
d
d
l
e
T
e
n
n
.

M
i
d
d
l
e
T
e
n
n
.

Average RPI Win: 144		WON-LOST	WINNING	LAST 15	STRENGTH OF		OPP. STRENGTH	TEAM	ADJ	CONF.	ADJ CONF.
Average RPI Loss: 101		RECORD	PCT. RANK	GAMES	SCHEDULE		OF SCHEDULE	RPI	RPI	RPI	RPI
DIV. I ONLY		17-26-0	.39535	225	6-9-0		67	129	147	.50044	145
DIV. I NON-CONF.		12-10-0	.54545	117	2-1-0		134	196	122	.51771	121
TOTALS		RPI 1-25	RPI 26-50		W-L RECORDS		RPI 51-100		RPI 101-150		RPI 150+
17-26-0		1-4-0	2-5-0		OVERALL		3-4-0		2-5-0		9-8-0
13-16-0		0-4-0	2-1-0		HOME		3-4-0		1-3-0		7-4-0
4-10-0		1-0-0	0-4-0		AWAY		0-0-0		1-2-0		2-4-0
0-0-0		0-0-0	0-0-0		NEUTRAL		0-0-0		0-0-0		0-0-0
12-10-0		1-1-0	0-1-0		NON-CONFERENCE		1-0-0		1-3-0		9-5-0
9-8-0		0-1-0	0-0-0		HOME		1-0-0		1-3-0		7-4-0
3-2-0		1-0-0	0-0-		AWAY		0-0-0		0-0-0		2-1-0
0-0-0		0-0-0	0-0-0		NEUTRAL		0-0-0		0-0-0		0-0-0
5-16-0		0-3-0	2-4-0		CONFERENCE		2-4-0		1-2-0		0-3-0
4-8-0		0-3-0	2-1-0		HOME		2-4-0		0-0-0		0-0-0
1-8-0		0-0-0	0-3-0		AWAY		0-0-0		1-2-0		0-3-0
0-0-0		0-0-0	0-0-0		NEUTRAL		0-0-0		0-0-0		0-0-0
RPI S	Opponent	Score	RPI S	Opponent	Score	RPI S	Opponent	Score	RPI S	Opponent	Score
9 A	South Carolina	5 4	28 A	Col. of Charleston	1 5	70 H	Samford	10 11	123 A	Citadel	7 8
10 H	Kentucky	4 10	28 A	Col. of Charleston	1 8	70 H	Samford	0 5	123 A	Citadel	8 2
24 H	Appalachian St.	6 7	28 A	Col. of Charleston	4 8	70 H	Samford	4 11	123 A	Citadel	4 8
24 H	Appalachian St.	0 6	32 A	Virginia Tech	4 13	73 H	S.C. Upstate	9 4	138 H	Eastern Ky.	3 8
24 H	Appalachian St.	2 3	43 H	Elon	11 5	83 H	Western Caro.	6 5	138 H	Eastern Ky.	6 5
			43 H	Elon	2 0	83 H	Western Caro.	2 4	138 H	Eastern Ky.	2 10
			43 H	Elon	3 13	83 H	Western Caro.	2 0	139 H	East Tenn. St.	3 5
									156 H	Valparaiso	7 8
									166 A	Gardner-Webb	9 2
									166 H	Gardner-Webb	2 3
									168 A	Davidson	4 5
									168 A	Davidson	1 2
									168 A	Davidson	0 1
									171 A	UNC Asheville	9 4
									171 H	UNC Asheville	4 3
									187 A	Presbyterian	5 8
									187 H	Presbyterian	5 4
									196 H	Dayton	6 5
									204 H	Pittsburgh	8 7
									204 H	Pittsburgh	4 8
									204 H	Pittsburgh	12 22
									245 H	Albany (NY)	8 1
									260 H	Air Force	2 0
									260 H	Air Force	5 4
LAST 15 GAMES			24 H	Appalachian St.	0 6	168 A	Davidson	4 5			
			24 H	Appalachian St.	6 7	168 A	Davidson	1 2			
			24 H	Appalachian St.	2 3	168 A	Davidson	0 1			
			171 A	UNC Asheville	9 4						
			43 H	Elon	3 13						

Non-Div. I Games:

Wofford

43	H	Elon	2	0
43	H	Elon	11	5

W
o
f
f
o
r
d

W
o
f
f
o
r
d

Average RPI Win: 137		WON-LOST	WINNING	LAST 15	STRENGTH OF		OPP. STRENGTH	TEAM	ADJ	CONF.	ADJ CONF.
Average RPI Loss: 119		RECORD	PCT. RANK	GAMES	SCHEDULE		OF SCHEDULE	RPI	RPI	RPI	RPI
DIV. I ONLY		18-22-0	.45	182	5-10-0		75	153	136	.49969	146
DIV. I NON-CONF.		9-7-0	.5625	108	2-1-0		43	240	77	.53183	89
TOTALS		RPI 1-25	RPI 26-50		W-L RECORDS		RPI 51-100		RPI 101-150		RPI 150+
18-22-0	0-0-0		1-2-0		OVERALL		5-8-0		5-5-0		7-7-0
9-11-0	0-0-0		1-2-0		HOME		2-3-0		2-4-0		4-2-0
9-11-0	0-0-0		0-0-0		AWAY		3-5-0		3-1-0		3-5-0
0-0-0	0-0-0		0-0-0		NEUTRAL		0-0-0		0-0-0		0-0-0
9-7-0	0-0-0		0-0-0		NON-CONFERENCE		1-3-0		4-3-0		4-1-0
3-3-0	0-0-0		0-0-0		HOME		0-0-0		1-2-0		2-1-0
6-4-0	0-0-0		0-0-		AWAY		1-3-0		3-1-0		2-0-0
0-0-0	0-0-0		0-0-0		NEUTRAL		0-0-0		0-0-0		0-0-0
9-15-0	0-0-0		1-2-0		CONFERENCE		4-5-0		1-2-0		3-6-0
6-8-0	0-0-0		1-2-0		HOME		2-3-0		1-2-0		2-1-0
3-7-0	0-0-0		0-0-0		AWAY		2-2-0		0-0-0		1-5-0
0-0-0	0-0-0		0-0-0		NEUTRAL		0-0-0		0-0-0		0-0-0
RPI S	Opponent	Score	RPI S	Opponent	Score	RPI S	Opponent	Score	RPI S	Opponent	Score
			45 H	Sam Houston St.	7 3	52 H	Texas St.	0 3	119 H	Stony Brook	6 8
			45 H	Sam Houston St.	1 2	52 H	Texas St.	5 7	119 H	Stony Brook	1 4
			45 H	Sam Houston St.	4 7	52 H	Texas St.	5 2	122 A	La.-Monroe	6 4
						54 A	Southeastern La.	4 2	122 A	La.-Monroe	10 6
						54 H	Southeastern La.	10 9	122 A	La.-Monroe	1 6
						54 H	Southeastern La.	3 5	124 H	Lamar	4 12
						59 A	Tulane	2 5	124 H	Lamar	10 4
						64 A	Texas-Arlington	8 4	124 H	Lamar	4 5
						64 A	Texas-Arlington	2 4	149 A	South Ala.	8 4
						64 A	Texas-Arlington	6 7	149 H	South Ala.	11 3
						98 A	Southern Miss.	1 5	175 A	Central Ark.	0 5
						98 A	Southern Miss.	5 4	175 A	Central Ark.	7 12
						98 A	Southern Miss.	2 5	175 A	Central Ark.	1 13
									185 A	Southern U.	14 11
									185 H	Southern U.	10 3
									189 H	A&M-Corpus Christi	6 1
									189 H	A&M-Corpus Christi	1 6
									189 H	A&M-Corpus Christi	7 1
									206 A	McNeese St.	7 8
									206 A	McNeese St.	0 2
									206 A	McNeese St.	1 0
									211 H	Jackson St.	6 0
									253 H	Alabama St.	4 6
									265 A	Alcorn St.	9 2
LAST 15 GAMES											
			52 H	Texas St.	5 2	175 A	Central Ark.	0 5			
			52 H	Texas St.	5 7	175 A	Central Ark.	7 12			
			52 H	Texas St.	0 3	175 A	Central Ark.	1 13			
			149 H	South Ala.	11 3						
			124 H	Lamar	4 12						

Non-Div. I Games: New Orleans 6 4 LSU-Alexandria 7 3 New Orleans 15 7

Nicholls St.

124 H Lamar	10	4
124 H Lamar	4	5

N
i
c
h
o
l
l
s
s
t
.

N
i
c
h
o
l
l
s
s
t
.

Average RPI Win:		131	WON-LOST RECORD		WINNING PCT. RANK	LAST 15 GAMES		STRENGTH OF SCHEDULE		OPP. STRENGTH OF SCHEDULE	TEAM RPI	ADJ RPI	CONF. RPI	ADJ CONF. RPI					
Average RPI Loss:		84																	
DIV. I ONLY			14-23-0		.37838	239	5-10-0		71	90	156	.49905	147	11	11				
DIV. I NON-CONF.			10-15-0		.4	206	3-4-0		37	74	130	.51465	127	8	8				
TOTALS		RPI 1-25		RPI 26-50		W-L RECORDS		RPI 51-100		RPI 101-150		RPI 150+							
14-23-0		1-3-0		1-5-0		OVERALL		3-6-0		3-5-0		6-4-0							
10-10-0		0-0-0		0-2-0		HOME		3-3-0		1-2-0		6-3-0							
4-13-0		1-3-0		1-3-0		AWAY		0-3-0		2-3-0		0-1-0							
0-0-0		0-0-0		0-0-0		NEUTRAL		0-0-0		0-0-0		0-0-0							
10-15-0		1-3-0		1-5-0		NON-CONFERENCE		2-1-0		2-3-0		4-3-0							
7-7-0		0-0-0		0-2-0		HOME		2-1-0		1-2-0		4-2-0							
3-8-0		1-3-0		1-0-		AWAY		0-0-0		1-1-0		0-1-0							
0-0-0		0-0-0		0-0-0		NEUTRAL		0-0-0		0-0-0		0-0-0							
4-8-0		0-0-0		0-0-0		CONFERENCE		1-5-0		1-2-0		2-1-0							
3-3-0		0-0-0		0-0-0		HOME		1-2-0		0-0-0		2-1-0							
1-5-0		0-0-0		0-0-0		AWAY		0-3-0		1-2-0		0-0-0							
0-0-0		0-0-0		0-0-0		NEUTRAL		0-0-0		0-0-0		0-0-0							
RPI	S	Opponent		Score		RPI	S	Opponent		Score		RPI	S	Opponent		Score			
4	A	UCLA		0	4	26	A	San Diego		5	6	56	H	Long Beach St.		4	5		
25	A	Arizona St.		2	11	26	H	San Diego		5	8	56	H	Long Beach St.		2	8		
25	A	Arizona St.		3	11	27	H	Pepperdine		7	8	56	H	Long Beach St.		3	2		
25	A	Arizona St.		3	1	45	A	Sam Houston St.		3	4	67	A	UC Irvine		2	9		
						45	A	Sam Houston St.		4	9	67	A	UC Irvine		5	6		
						45	A	Sam Houston St.		10	1	67	A	UC Irvine		0	2		
												97	H	Sacramento St.		2	5		
												97	H	Sacramento St.		1	0		
												97	H	Sacramento St.		15	4		
												115	A	UC Santa Barbara		3	5		
												115	A	UC Santa Barbara		4	1		
												115	A	UC Santa Barbara		1	3		
												127	H	BYU		4	8		
												127	H	BYU		5	0		
												127	H	BYU		2	6		
												133	A	Fresno St.		1	2		
												133	A	Fresno St.		5	1		
												161	H	CSU Bakersfield		7	0		
												161	H	CSU Bakersfield		3	6		
												161	H	CSU Bakersfield		1	2		
												163	A	San Diego St.		3	7		
												163	H	San Diego St.		7	1		
												197	H	UC Davis		7	6		
												197	H	UC Davis		2	7		
												197	H	UC Davis		8	0		
												212	H	UNLV		3	1		
												212	H	UNLV		13	5		
LAST 15 GAMES																			
67 A UC Irvine						5	6	212 H UNLV						13	5				
67 A UC Irvine						0	2	212 H UNLV						3	1				
67 A UC Irvine						2	9	161 H CSU Bakersfield						3	6				
26 A San Diego						5	6												
197 H UC Davis						8	0												

Non-Div. I Games:

UC Riverside

197 H UC Davis	7	6
197 H UC Davis	2	7

Average RPI Win: 162		WON-LOST	WINNING	LAST 15	STRENGTH OF		OPP. STRENGTH	TEAM	ADJ	CONF.	ADJ CONF.			
Average RPI Loss: 86		RECORD	PCT. RANK	GAMES	SCHEDULE		OF SCHEDULE	RPI	RPI	RPI	RPI			
DIV. I ONLY		16-26-0	.38095	237	4-11-0		56	102	146	.4986	148	13	13	
DIV. I NON-CONF.		5-13-0	.27778	261	2-2-0		8	83	143	.5032	142	10	10	

TOTALS		RPI 1-25		RPI 26-50		W-L RECORDS		RPI 51-100		RPI 101-150		RPI 150+		
16-26-0		0-5-0		0-6-0		OVERALL		1-6-0		6-2-0		9-7-0		
12-11-0		0-0-0		0-3-0		HOME		1-2-0		4-0-0		7-6-0		
4-15-0		0-5-0		0-3-0		AWAY		0-4-0		2-2-0		2-1-0		
0-0-0		0-0-0		0-0-0		NEUTRAL		0-0-0		0-0-0		0-0-0		
5-13-0		0-5-0		0-3-0		NON-CONFERENCE		0-1-0		1-1-0		4-3-0		
3-5-0		0-0-0		0-3-0		HOME		0-0-0		1-0-0		2-2-0		
2-8-0		0-5-0		0-0-		AWAY		0-1-0		0-1-0		2-1-0		
0-0-0		0-0-0		0-0-0		NEUTRAL		0-0-0		0-0-0		0-0-0		
11-13-0		0-0-0		0-3-0		CONFERENCE		1-5-0		5-1-0		5-4-0		
9-6-0		0-0-0		0-0-0		HOME		1-2-0		3-0-0		5-4-0		
2-7-0		0-0-0		0-3-0		AWAY		0-3-0		2-1-0		0-0-0		
0-0-0		0-0-0		0-0-0		NEUTRAL		0-0-0		0-0-0		0-0-0		
RPI	S	Opponent		Score	RPI	S	Opponent		Score	RPI	S	Opponent		Score
7	A	LSU		0 13	40	H	Missouri St.		3 8	54	H	Southeastern La.		2 4
12	A	Arkansas		7 8	40	H	Missouri St.		2 3	54	H	Southeastern La.		5 1
12	A	Arkansas		2 6	40	H	Missouri St.		1 9	54	H	Southeastern La.		2 4
16	A	Texas A&M		1 8	45	A	Sam Houston St.		4 5	59	A	Tulane		3 10
16	A	Texas A&M		10 14	45	A	Sam Houston St.		3 4	64	A	Texas-Arlington		4 13
					45	A	Sam Houston St.		3 5	64	A	Texas-Arlington		1 3
										64	A	Texas-Arlington		6 8
														</

Non-Div. I Games:

Northwestern St.

64 A Texas-Arlington	6	8
64 A Texas-Arlington	4	13

N
o
r
t
h
w
e
s
t
e
r
n
S
t
.

N
o
r
t
h
w
e
s
t
e
r
n
S
t
.

Average RPI Win:	131	WON-LOST	WINNING	LAST 15	STRENGTH OF	OPP. STRENGTH	TEAM	ADJ	CONF.	ADJ CONF.					
Average RPI Loss:	109	RECORD	PCT. RANK	GAMES	SCHEDULE	OF SCHEDULE	RPI	RPI	RPI	RPI					
DIV. I ONLY	18-26-0	.40909	219	7-8-0	82	127	149	.49828	149	16	15				
DIV. I NON-CONF.	6-17-0	.26087	267	1-2-0	59	59	209	.46858	206	16	16				
<hr/>															
TOTALS	RPI 1-25	RPI 26-50		W-L RECORDS		RPI 51-100		RPI 101-150		RPI 150+					
18-26-0	0-0-0	0-5-0		OVERALL		5-5-0		6-10-0		7-6-0					
10-12-0	0-0-0	0-3-0		HOME		2-2-0		3-5-0		5-2-0					
8-14-0	0-0-0	0-2-0		AWAY		3-3-0		3-5-0		2-4-0					
0-0-0	0-0-0	0-0-0		NEUTRAL		0-0-0		0-0-0		0-0-0					
6-17-0	0-0-0	0-5-0		NON-CONFERENCE		4-3-0		0-7-0		2-2-0					
3-7-0	0-0-0	0-3-0		HOME		2-2-0		0-2-0		1-0-0					
3-10-0	0-0-0	0-0-		AWAY		2-1-0		0-5-0		1-2-0					
0-0-0	0-0-0	0-0-0		NEUTRAL		0-0-0		0-0-0		0-0-0					
12-9-0	0-0-0	0-0-0		CONFERENCE		1-2-0		6-3-0		5-4-0					
7-5-0	0-0-0	0-0-0		HOME		0-0-0		3-3-0		4-2-0					
5-4-0	0-0-0	0-0-0		AWAY		1-2-0		3-0-0		1-2-0					
0-0-0	0-0-0	0-0-0		NEUTRAL		0-0-0		0-0-0		0-0-0					
RPI	S	Opponent	Score	RPI	S	Opponent	Score	RPI	S	Opponent	Score				
				28	H	Col. of Charleston	2 5	55	A	Wichita St.	7 3				
				28	H	Col. of Charleston	3 6	55	A	Wichita St.	4 9				
				28	H	Col. of Charleston	0 3	70	H	Samford	7 8				
				31	A	Mississippi St.	0 2	70	H	Samford	8 9				
				46	A	Auburn	0 7	70	H	Samford	9 4				
								72	A	Fla. Atlantic	7 4				
								72	A	Fla. Atlantic	5 7				
								72	A	Fla. Atlantic	7 10				
								98	A	Southern Miss.	5 3				
								98	H	Southern Miss.	8 7				
										102	A	North Florida	3 7		
										102	A	North Florida	7 8		
										102	A	North Florida	4 10		
										121	H	FIU	4 6		
										121	H	FIU	9 7		
										121	H	FIU	8 2		
										122	A	La.-Monroe	8 1		
										122	A	La.-Monroe	11 3		
										122	A	La.-Monroe	20 13		
										135	A	Alabama	3 4		
										135	H	Alabama	5 9		
										144	H	Middle Tenn.	1 17		
										144	H	Middle Tenn.	3 12		
										144	H	Middle Tenn.	7 5		
										146	A	Nicholls St.	3 11		
										146	H	Nicholls St.	4 8		
										151	H	La.-Lafayette	1 6		
										151	H	La.-Lafayette	7 5		
										151	H	La.-Lafayette	5 3		
										160	H	Troy	16 4		
										160	H	Troy	7 2		
										160	H	Troy	6 10		
										173	A	Stephen F. Austin	4 5		
										173	A	Stephen F. Austin	0 9		
										173	A	Stephen F. Austin	5 2		
										199	A	UALR	9 13		
										199	A	UALR	7 18		
LAST 15 GAMES															
				121	H	FIU	8 2	98	H	Southern Miss.	8 7	173	A	Stephen F. Austin	4 5
				121	H	FIU	4 6	199	A	UALR	14 7	173	A	Stephen F. Austin	0 9
				121	H	FIU	9 7	199	A	UALR	9 13	173	A	Stephen F. Austin	5 2
				146	A	Nicholls St.	3 11					199	A	UALR	9 13
				151	H	La.-Lafayette	5 3					199	A	UALR	7 18

Non-Div. I Games:

South Ala.

South Ala.

151	H	La.-Lafayette	1	6
151	H	La.-Lafayette	7	5

Through Games Of Sunday, April 29

RPI	S	Opponent	Score	
199	A	UALR	14	7
211	H	Jackson St.	12	4

South Ala.

S
o
u
t
h
A
l
a
.

S
o
u
t
h
A
l
a
.

Average RPI Win:		226	WON-LOST RECORD		WINNING PCT. RANK	LAST 15 GAMES	STRENGTH OF SCHEDULE		OPP. STRENGTH OF SCHEDULE	TEAM RPI	ADJ RPI	CONF. RPI	ADJ CONF. RPI					
Average RPI Loss:		150																
DIV. I ONLY			29-14-0	.67442	35	8-7-0	276		181	153	.49801	150	21	21				
DIV. I NON-CONF.			18-7-0	.72	38	2-1-0	289		153	155	.49913	151	22	22				
TOTALS		RPI 1-25		RPI 26-50		W-L RECORDS		RPI 51-100		RPI 101-150		RPI 150+						
29-14-0		0-1-0		1-1-0		OVERALL		1-1-0		0-2-0		27-9-0						
10-6-0		0-0-0		0-0-0		HOME		0-0-0		0-0-0		10-6-0						
11-6-0		0-0-0		1-0-0		AWAY		0-1-0		0-2-0		10-3-0						
8-2-0		0-1-0		0-1-0		NEUTRAL		1-0-0		0-0-0		7-0-0						
18-7-0		0-1-0		1-1-0		NON-CONFERENCE		1-1-0		0-2-0		16-2-0						
6-1-0		0-0-0		0-0-0		HOME		0-0-0		0-0-0		6-1-0						
4-4-0		0-0-0		1-0-		AWAY		0-1-0		0-2-0		3-1-0						
8-2-0		0-1-0		0-1-0		NEUTRAL		1-0-0		0-0-0		7-0-0						
11-7-0		0-0-0		0-0-0		CONFERENCE		0-0-0		0-0-0		11-7-0						
4-5-0		0-0-0		0-0-0		HOME		0-0-0		0-0-0		4-5-0						
7-2-0		0-0-0		0-0-0		AWAY		0-0-0		0-0-0		7-2-0						
0-0-0		0-0-0		0-0-0		NEUTRAL		0-0-0		0-0-0		0-0-0						
RPI	S	Opponent		Score		RPI	S	Opponent		Score		RPI	S	Opponent		Score		
25	N	Arizona St.		1	9	29	N	Oregon St.		5	6	60	A	Belmont		4	5	
						40	A	Missouri St.		1	0	88	N	St. Mary's (CA)		2	0	
														109	A	Lipscomb	4	8
														144	A	Middle Tenn.	2	3
														154	A	Xavier	2	3
														154	A	Xavier	1	0
														154	A	Xavier	8	2
														165	A	SIU Edwardsville	5	1
														165	H	SIU Edwardsville	1	3
														179	A	Eastern Ill.	6	13
														191	H	Massachusetts	5	6
														191	H	Massachusetts	3	2
														191	H	Massachusetts	0	12
														193	N	Winthrop	6	2
														196	A	Dayton	12	5
														196	A	Dayton	12	13
														196	A	Dayton	7	3
														217	H	Saint Joseph's	4	10
														217	H	Saint Joseph's	3	5
														217	H	Saint Joseph's	2	3
														232	A	Southeast Mo. St.	22	11
														233	N	Bowling Green	6	1
														236	H	Northern Ill.	7	2
														236	H	Northern Ill.	4	1
														237	A	La Salle	11	3
														237	A	La Salle	8	3
														237	A	La Salle	5	2
														256	H	Temple	10	1
														256	H	Temple	2	1
				LAST 15 GAMES														
				237	A	La Salle	8	3	40	A	Missouri St.	1	0	237	A	La Salle	11	3
				237	A	La Salle	11	3	154	A	Xavier	8	2	237	A	La Salle	8	3
				237	A	La Salle	5	2	154	A	Xavier	1	0	237	A	La Salle	5	2
				165	H	SIU Edwardsville	1	3						256	H	Temple	10	1
				191	H	Massachusetts	0	12						256	H	Temple	2	1

Non-Div. I Games:

Saint Louis

191	H	Massachusetts	3	2
191	H	Massachusetts	5	6

RPI	S	Opponent	Score	
256	H	Temple	8	2
259	A	Western Ill.	7	4
259	H	Western Ill.	6	2
266	N	UT Martin	3	2
275	H	North Dakota	11	0
275	H	North Dakota	8	1
275	H	North Dakota	8	2
290	N	Mt. St. Mary's	13	11
290	N	Mt. St. Mary's	2	1
290	N	Mt. St. Mary's	10	5
290	N	Mt. St. Mary's	12	1

S
a
i
n
t
L
o
u
i
s

S
a
i
n
t
L
o
u
i
s

Average RPI Win:		161	WON-LOST RECORD		WINNING PCT. RANK		LAST 15 GAMES		STRENGTH OF SCHEDULE		OPP. STRENGTH OF SCHEDULE		TEAM RPI		ADJ RPI		CONF. RPI		ADJ CONF. RPI				
DIV. I ONLY			20-23-0		.46512 171		7-8-0		135		132		148		.49769 151		16		15				
DIV. I NON-CONF.			12-10-0		.54545 117		2-1-0		115		95		100		.52566 102		16		16				
TOTALS		RPI 1-25		RPI 26-50		W-L RECORDS		RPI 51-100		RPI 101-150		RPI 150+											
20-23-0		0-1-0		0-1-0		OVERALL		2-8-0		7-9-0		11-4-0											
13-8-0		0-0-0		0-0-0		HOME		1-3-0		4-4-0		8-1-0											
5-13-0		0-1-0		0-0-0		AWAY		0-5-0		3-4-0		2-3-0											
2-2-0		0-0-0		0-1-0		NEUTRAL		1-0-0		0-1-0		1-0-0											
12-10-0		0-1-0		0-1-0		NON-CONFERENCE		2-5-0		2-2-0		8-1-0											
9-3-0		0-0-0		0-0-0		HOME		1-3-0		2-0-0		6-0-0											
1-5-0		0-1-0		0-0-		AWAY		0-2-0		0-1-0		1-1-0											
2-2-0		0-0-0		0-1-0		NEUTRAL		1-0-0		0-1-0		1-0-0											
8-13-0		0-0-0		0-0-0		CONFERENCE		0-3-0		5-7-0		3-3-0											
4-5-0		0-0-0		0-0-0		HOME		0-0-0		2-4-0		2-1-0											
4-8-0		0-0-0		0-0-0		AWAY		0-3-0		3-3-0		1-2-0											
0-0-0		0-0-0		0-0-0		NEUTRAL		0-0-0		0-0-0		0-0-0											
RPI	S	Opponent		Score		RPI	S	Opponent		Score		RPI	S	Opponent		Score							
7	A	LSU		0 5		30	N	Gonzaga		1 6		52	A	Texas St.		5 9							
												54	A	Southeastern La.		5 6							
												54	H	Southeastern La.		1 2							
												55	N	Wichita St.		1 0							
												72	A	Fla. Atlantic		3 8							
												72	A	Fla. Atlantic		2 5							
												72	A	Fla. Atlantic		3 7							
												98	H	Southern Miss.		3 11							
												98	H	Southern Miss.		12 5							
												98	H	Southern Miss.		3 4							
												121	H	FIU		1 2							
												121	H	FIU		5 4							
												121	H	FIU		1 2							
												122	A	La.-Monroe		5 7							
												122	A	La.-Monroe		5 3							
												122	A	La.-Monroe		5 0							
												131	N	Santa Clara		5 8							
												137	H	Houston		3 1							
												141	H	Arkansas St.		7 8							
												141	H	Arkansas St.		4 6							
												141	H	Arkansas St.		9 2							
												142	A	UTSA		2 5							
												148	H	Northwestern St.		10 8							
												149	A	South Ala.		6 1							
												149	A	South Ala.		3 5							
												149	A	South Ala.		5 7							
												164	N	Kansas		8 6							
												178	H	Towson		6 2							
												178	H	Towson		11 1							
												178	H	Towson		6 5							
												183	H	Western Ky.		2 1							
												183	H	Western Ky.		1 0							
												183	H	Western Ky.		2 6							
												185	A	Southern U.		2 3							
												185	H	Southern U.		6 5							
												199	A	UALR		7 6							
												199	A	UALR		8 9							
LAST 15 GAMES																							
199 A UALR						8 9						148 H Northwestern St.						10 8					
199 A UALR						7 6						121 H FIU						1 2					
199 A UALR						2 7						121 H FIU						5 4					
206 H McNeese St.						5 4																	
149 A South Ala.						3 5																	

Non-Div. I Games:

La.-Lafayette

149	A	South Ala.	6	1
149	A	South Ala.	5	7

RPI	S	Opponent	Score	
199	A	UALR	2	7
206	A	McNeese St.	14	8
206	H	McNeese St.	5	4
265	H	Alcorn St.	6	4

La.-Lafayette

L
a
.
-
L
a
f
a
y
e
t
t
e

L
a
.
-
L
a
f
a
y
e
t
t
e

Average RPI Win:	184	WON-LOST RECORD	WINNING PCT. RANK	LAST 15 GAMES	STRENGTH OF SCHEDULE	OPP. STRENGTH OF SCHEDULE	TEAM RPI	ADJ RPI	CONF. RPI	ADJ CONF. RPI		
DIV. I ONLY		26-17-0	.60465	68	8-7-0	255	140	150	.49711	152	20	20
DIV. I NON-CONF.		14-12-0	.53846	125	2-2-0	230	127	169	.49192	171	19	19
<hr/>												
TOTALS	RPI 1-25	RPI 26-50		W-L RECORDS		RPI 51-100		RPI 101-150		RPI 150+		
26-17-0	0-0-0	0-0-0		OVERALL		5-5-0		5-3-0		16-9-0		
15-9-0	0-0-0	0-0-0		HOME		3-2-0		2-1-0		10-6-0		
11-8-0	0-0-0	0-0-0		AWAY		2-3-0		3-2-0		6-3-0		
0-0-0	0-0-0	0-0-0		NEUTRAL		0-0-0		0-0-0		0-0-0		
14-12-0	0-0-0	0-0-0		NON-CONFERENCE		5-5-0		3-2-0		6-5-0		
9-6-0	0-0-0	0-0-0		HOME		3-2-0		2-1-0		4-3-0		
5-6-0	0-0-0	0-0-		AWAY		2-3-0		1-1-0		2-2-0		
0-0-0	0-0-0	0-0-0		NEUTRAL		0-0-0		0-0-0		0-0-0		
12-5-0	0-0-0	0-0-0		CONFERENCE		0-0-0		2-1-0		10-4-0		
6-3-0	0-0-0	0-0-0		HOME		0-0-0		0-0-0		6-3-0		
6-2-0	0-0-0	0-0-0		AWAY		0-0-0		2-1-0		4-1-0		
0-0-0	0-0-0	0-0-0		NEUTRAL		0-0-0		0-0-0		0-0-0		
RPI	S	Opponent	Score	RPI	S	Opponent	Score	RPI	S	Opponent	Score	
						60 H Belmont	2 6			109 A Lipscomb	12 7	
						63 A Ohio St.	3 4			118 H Evansville	3 7	
						63 A Ohio St.	7 2			138 A Eastern Ky.	10 9	
						63 A Ohio St.	3 7			138 A Eastern Ky.	6 7	
						71 H Illinois St.	9 6			138 A Eastern Ky.	18 2	
						71 H Illinois St.	2 0			141 H Arkansas St.	10 9	
						71 H Illinois St.	3 2			144 A Middle Tenn.	7 10	
						71 H Illinois St.	1 10			144 H Middle Tenn.	10 3	
						86 A Memphis	2 3			170 A Georgia St.	5 3	
						96 A Tennessee	8 4			170 A Georgia St.	5 8	
										170 A Georgia St.	7 9	
										176 H Murray St.	13 12	
										176 H Murray St.	9 8	
										176 H Murray St.	7 13	
										179 A Eastern Ill.	8 7	
										179 A Eastern Ill.	1 2	
										183 H Western Ky.	8 12	
										192 H Jacksonville St.	2 17	
										192 H Jacksonville St.	2 8	
										192 H Jacksonville St.	5 2	
										196 H Dayton	1 12	
										215 H Iowa	4 3	
										232 A Southeast Mo. St.	11 7	
										232 A Southeast Mo. St.	5 2	
										232 A Southeast Mo. St.	8 5	
										236 H Northern Ill.	1 5	
										266 H UT Martin	10 2	
				LAST 15 GAMES								
						192 H Jacksonville St.	2 8			144 A Middle Tenn.	7 10	
						192 H Jacksonville St.	2 17			176 H Murray St.	13 12	
						192 H Jacksonville St.	5 2			176 H Murray St.	9 8	
						96 A Tennessee	8 4					
						138 A Eastern Ky.	18 2					

Non-Div. I Games:

Austin Peay

138	A	Eastern Ky.	6	7
138	A	Eastern Ky.	10	9

RPI	S	Opponent	Score	
266	H	UT Martin	4	0
266	H	UT Martin	12	8
267	H	Akron	14	4
292	H	Youngstown St.	8	2
296	A	Alabama A&M	7	1
296	H	Alabama A&M	19	4

Austin Peay

A
u
s
t
i
n
P
e
a
y

A
u
s
t
i
n
P
e
a
y

Average RPI Win:	176	WON-LOST RECORD	WINNING PCT. RANK	LAST 15 GAMES	STRENGTH OF SCHEDULE	OPP. STRENGTH OF SCHEDULE	TEAM RPI	ADJ RPI	CONF. RPI	ADJ CONF. RPI	
DIV. I ONLY		21-24-0	.46667 169	8-7-0	123	208	159	.49693 153	22	22	
DIV. I NON-CONF.		9-16-0	.36 230	1-3-0	45	174	173	.49279 166	21	21	

TOTALS	RPI 1-25	RPI 26-50		W-L RECORDS		RPI 51-100		RPI 101-150		RPI 150+	
21-24-0	0-0-0	1-4-0		OVERALL		2-0-0		8-10-0		10-10-0	
10-6-0	0-0-0	0-0-0		HOME		1-0-0		4-3-0		5-3-0	
10-17-0	0-0-0	1-4-0		AWAY		1-0-0		4-7-0		4-6-0	
1-1-0	0-0-0	0-0-0		NEUTRAL		0-0-0		0-0-0		1-1-0	
9-16-0	0-0-0	1-4-0		NON-CONFERENCE		2-0-0		4-6-0		2-6-0	
3-3-0	0-0-0	0-0-0		HOME		1-0-0		1-2-0		1-1-0	
5-12-0	0-0-0	1-0-		AWAY		1-0-0		3-4-0		0-4-0	
1-1-0	0-0-0	0-0-0		NEUTRAL		0-0-0		0-0-0		1-1-0	
12-8-0	0-0-0	0-0-0		CONFERENCE		0-0-0		4-4-0		8-4-0	
7-3-0	0-0-0	0-0-0		HOME		0-0-0		3-1-0		4-2-0	
5-5-0	0-0-0	0-0-0		AWAY		0-0-0		1-3-0		4-2-0	
0-0-0	0-0-0	0-0-0		NEUTRAL		0-0-0		0-0-0		0-0-0	

RPI S	Opponent	Score	RPI S	Opponent	Score	RPI S	Opponent	Score	RPI S	Opponent	Score
			26 A	San Diego	5 11	69 A	St. John's (NY)	9 6	119 H	Stony Brook	10 11
			26 A	San Diego	5 14	79 H	Rutgers	7 6	119 H	Stony Brook	5 6
			26 A	San Diego	10 11				123 A	Citadel	1 4
			26 A	San Diego	6 2				123 A	Citadel	0 2
			27 A	Pepperdine	1 3				123 A	Citadel	11 7
									123 A	Citadel	4 5
									129 H	Army	7 5
									131 A	Santa Clara	0 3
									134 H	Princeton	4 1
									134 H	Princeton	2 5
									134 H	Princeton	8 7
									134 H	Princeton	8 5
									140 A	Holy Cross	6 0
									140 A	Holy Cross	3 1
									143 A	Cornell	4 5
									143 A	Cornell	5 1
									143 A	Cornell	0 3
									143 A	Cornell	1 2
									169 A	Dartmouth	4 3
									169 A	Dartmouth	3 11
									184 A	San Jose St.	1 6
									184 A	San Jose St.	2 4
			LAST 15 GAMES						194 A	Manhattan	3 6
			242 H	Penn	5 8	134 H	Princeton	8 7	194 A	Manhattan	2 9
			242 H	Penn	11 1	134 H	Princeton	2 5	194 A	Manhattan	2 9
			242 A	Penn	12 2	134 H	Princeton	4 1	195 N	Utah	1 7
			242 A	Penn	13 3				220 H	Fordham	6 1
			220 H	Fordham	2 4				220 H	Fordham	2 4

Non-Div. I Games:

Columbia

220	H	Fordham	6	1
134	H	Princeton	8	5

RPI	S	Opponent	Score	
228	A	Harvard	2	6
228	A	Harvard	10	1
242	A	Penn	12	2
242	A	Penn	13	3
242	H	Penn	11	1
242	H	Penn	5	8
271	N	Lehigh	14	2
274	H	Yale	3	0
274	H	Yale	3	1
281	H	Brown	3	4
281	H	Brown	14	6

Columbia

C
o
l
u
m
b
i
a

C
o
l
u
m
b
i
a

Average RPI Win: 186		WON-LOST RECORD		WINNING PCT. RANK		LAST 15 GAMES		STRENGTH OF SCHEDULE		OPP. STRENGTH OF SCHEDULE		TEAM RPI		ADJ RPI		CONF. RPI		ADJ CONF. RPI	
DIV. I ONLY		22-24-0		.47826 159		9-6-0		148		197		163		.49683 154		21		21	
DIV. I NON-CONF.		14-16-0		.46667 155		5-1-0		180		173		183		.48842 177		22		22	
TOTALS		RPI 1-25		RPI 26-50		W-L RECORDS		RPI 51-100		RPI 101-150		RPI 150+							
22-24-0		1-3-0		0-1-0		OVERALL		1-2-0		3-6-0		17-12-0							
9-6-0		0-0-0		0-0-0		HOME		0-0-0		1-3-0		8-3-0							
9-11-0		1-3-0		0-1-0		AWAY		1-0-0		2-2-0		5-5-0							
4-7-0		0-0-0		0-0-0		NEUTRAL		0-2-0		0-1-0		4-4-0							
14-16-0		1-3-0		0-1-0		NON-CONFERENCE		1-2-0		1-1-0		11-9-0							
4-2-0		0-0-0		0-0-0		HOME		0-0-0		0-1-0		4-1-0							
6-8-0		1-3-0		0-0-		AWAY		1-0-0		1-0-0		3-4-0							
4-6-0		0-0-0		0-0-0		NEUTRAL		0-2-0		0-0-0		4-4-0							
8-8-0		0-0-0		0-0-0		CONFERENCE		0-0-0		2-5-0		6-3-0							
5-4-0		0-0-0		0-0-0		HOME		0-0-0		1-2-0		4-2-0							
3-3-0		0-0-0		0-0-0		AWAY		0-0-0		1-2-0		2-1-0							
0-1-0		0-0-0		0-0-0		NEUTRAL		0-0-0		0-1-0		0-0-0							
RPI S	Opponent		Score		RPI S	Opponent		Score		RPI S	Opponent		Score		RPI S	Opponent		Score	
6 A	North Carolina		2	10	28 A	Col. of Charleston		1	4	51 N	Michigan St.		5	8	101 A	Rhode Island		5	9
6 A	North Carolina		10	4						63 A	Ohio St.		3	2	101 A	Rhode Island		14	5
6 A	North Carolina		10	16						77 N	Connecticut		2	7	101 A	Rhode Island		7	8
10 A	Kentucky		2	9											101 N	Rhode Island		4	8
															110 H	Wright St.		2	5
															116 A	Indiana		11	3
															150 H	Saint Louis		2	8
															150 H	Saint Louis		0	1
															150 H	Saint Louis		3	2
															156 N	Villanova		2	7
															172 H	Toledo		1	0
															172 H	Toledo		3	2
															172 H	Toledo		1	3
															182 H	Charlotte		5	6
															182 H	Charlotte		12	6
															182 H	Charlotte		5	4
															188 A	Miami (OH)		0	1
															188 A	Miami (OH)		3	6
															188 H	Miami (OH)		8	3
															204 N	Pittsburgh		5	6
															207 A	Richmond		7	6
															207 A	Richmond		1	2
															207 A	Richmond		7	5
															220 H	Fordham		2	1
															220 H	Fordham		4	3
															220 H	Fordham		3	5
															230 N	Michigan		7	4
				LAST 15 GAMES															
				220 H	Fordham	4	3	101 A	Rhode Island	7	8	207 A	Richmond	7	5				
				220 H	Fordham	2	1	255 A	Butler	4	3	220 H	Fordham	2	1				
				220 H	Fordham	3	5	63 A	Ohio St.	3	2	220 H	Fordham	4	3				
				231 A	Cincinnati	7	4					220 H	Fordham	3	5				
				231 H	Cincinnati	4	1					230 N	Michigan	7	4				

Non-Div. I Games:

Xavier

101	A	Rhode Island	5	9
101	A	Rhode Island	14	5

RPI	S	Opponent	Score	
230	N	Michigan	5	3
231	A	Cincinnati	7	4
231	H	Cincinnati	4	1
231	N	Cincinnati	4	2
241	N	Northwestern	2	3
249	N	Sacred Heart	4	1
255	A	Butler	4	3
259	A	Western Ill.	11	5
259	A	Western Ill.	2	8
259	A	Western Ill.	4	6
267	N	Akron	0	4

Xavier

X
a
v
i
e
r

X
a
v
i
e
r

Average RPI Win: 219		WON-LOST RECORD	WINNING PCT. RANK	LAST 15 GAMES	STRENGTH OF SCHEDULE	OPP. STRENGTH OF SCHEDULE	TEAM RPI	ADJ RPI	CONF. RPI	ADJ CONF. RPI			
Average RPI Loss: 152													
DIV. I ONLY		28-17-0	.62222	60	11-4-0	247	230	152	.49678	155	28	28	
DIV. I NON-CONF.		9-12-0	.42857	192	2-1-0	131	114	166	.49267	168	29	29	
<hr/>													
TOTALS		RPI 1-25		RPI 26-50		W-L RECORDS		RPI 51-100		RPI 101-150		RPI 150+	
28-17-0		0-0-0		0-0-0		OVERALL		3-4-0		2-6-0		23-7-0	
11-5-0		0-0-0		0-0-0		HOME		0-1-0		0-0-0		11-4-0	
15-11-0		0-0-0		0-0-0		AWAY		3-3-0		1-6-0		11-2-0	
2-1-0		0-0-0		0-0-0		NEUTRAL		0-0-0		1-0-0		1-1-0	
9-12-0		0-0-0		0-0-0		NON-CONFERENCE		3-4-0		2-6-0		4-2-0	
2-2-0		0-0-0		0-0-0		HOME		0-1-0		0-0-0		2-1-0	
5-9-0		0-0-0		0-0-		AWAY		3-3-0		1-6-0		1-0-0	
2-1-0		0-0-0		0-0-0		NEUTRAL		0-0-0		1-0-0		1-1-0	
19-5-0		0-0-0		0-0-0		CONFERENCE		0-0-0		0-0-0		19-5-0	
9-3-0		0-0-0		0-0-0		HOME		0-0-0		0-0-0		9-3-0	
10-2-0		0-0-0		0-0-0		AWAY		0-0-0		0-0-0		10-2-0	
0-0-0		0-0-0		0-0-0		NEUTRAL		0-0-0		0-0-0		0-0-0	
RPI	S	Opponent	Score	RPI	S	Opponent	Score	RPI	S	Opponent	Score		
						62 A	Boston College	3	5	101 A	Rhode Island	3	10
						62 H	Boston College	5	8	103 A	George Mason	3	12
						76 A	Liberty	6	2	103 A	George Mason	0	1
						77 A	Connecticut	7	1	103 A	George Mason	18	6
						93 A	Radford	6	11	107 A	Fla. Gulf Coast	1	5
						93 A	Radford	5	3	107 A	Fla. Gulf Coast	4	5
						93 A	Radford	0	10	107 A	Fla. Gulf Coast	1	8
										110 N	Wright St.	2	0
										200 A	Northeastern	13	5
										205 H	Central Conn. St.	10	2
										205 H	Central Conn. St.	3	0
										205 H	Central Conn. St.	6	2
										205 H	Central Conn. St.	3	2
										210 H	Maine	3	5
										210 H	Maine	4	1
										210 H	Maine	8	3
										214 H	Fairleigh Dickinson	8	1
										214 H	Fairleigh Dickinson	1	3
										214 H	Fairleigh Dickinson	3	5
										214 H	Fairleigh Dickinson	5	1
										217 N	Saint Joseph's	4	1
										218 N	Marshall	2	16
										249 H	Sacred Heart	10	4
										249 H	Sacred Heart	2	5
										249 H	Sacred Heart	3	2
										249 H	Sacred Heart	1	0
										273 A	LIU Brooklyn	2	1
				LAST 15 GAMES									
						214 H	Fairleigh Dickinson	5	1	285 A	Quinnipiac	11	5
						214 H	Fairleigh Dickinson	3	5	285 A	Quinnipiac	1	0
						214 H	Fairleigh Dickinson	1	3	200 A	Northeastern	13	5
						214 H	Fairleigh Dickinson	8	1				
						77 A	Connecticut	7	1				

Non-Div. I Games:

Bryant

285	A	Quinnipiac	22	4
285	A	Quinnipiac	5	2

RPI	S	Opponent	Score	
273	A	LIU Brooklyn	3	7
273	A	LIU Brooklyn	1	8
273	A	LIU Brooklyn	4	0
285	A	Quinnipiac	11	5
285	A	Quinnipiac	22	4
285	A	Quinnipiac	5	2
285	A	Quinnipiac	1	0
290	A	Mt. St. Mary's	11	3
290	A	Mt. St. Mary's	4	2
290	A	Mt. St. Mary's	3	2
290	A	Mt. St. Mary's	13	6

B
r
y
a
n
t

B
r
y
a
n
t

Average RPI Win: 230		WON-LOST	WINNING	LAST 15	STRENGTH OF		OPP. STRENGTH	TEAM	ADJ	CONF.	ADJ CONF.
Average RPI Loss: 120		RECORD	PCT. RANK	GAMES	SCHEDULE		OF SCHEDULE	RPI	RPI	RPI	RPI
DIV. I ONLY		21-20-0	.5122	140	12-2-0		167	233	162	.49601	156
DIV. I NON-CONF.		6-14-0	.3	252	2-1-0		40	130	186	.48439	182
TOTALS		RPI 1-25	RPI 26-50		W-L RECORDS		RPI 51-100		RPI 101-150		RPI 150+
21-20-0	1-2-0	0-2-0		OVERALL		0-3-0		1-6-0		19-7-0	
7-3-0	0-0-0	0-0-0		HOME		0-0-0		0-3-0		7-0-0	
14-17-0	1-2-0	0-2-0		AWAY		0-3-0		1-3-0		12-7-0	
0-0-0	0-0-0	0-0-0		NEUTRAL		0-0-0		0-0-0		0-0-0	
6-14-0	1-2-0	0-2-0		NON-CONFERENCE		0-3-0		1-3-0		4-4-0	
1-0-0	0-0-0	0-0-0		HOME		0-0-0		0-0-0		1-0-0	
5-14-0	1-2-0	0-0-		AWAY		0-3-0		1-3-0		3-4-0	
0-0-0	0-0-0	0-0-0		NEUTRAL		0-0-0		0-0-0		0-0-0	
15-6-0	0-0-0	0-0-0		CONFERENCE		0-0-0		0-3-0		15-3-0	
6-3-0	0-0-0	0-0-0		HOME		0-0-0		0-3-0		6-0-0	
9-3-0	0-0-0	0-0-0		AWAY		0-0-0		0-0-0		9-3-0	
0-0-0	0-0-0	0-0-0		NEUTRAL		0-0-0		0-0-0		0-0-0	
RPI S	Opponent	Score		RPI S	Opponent	Score		RPI S	Opponent	Score	
12 A	Arkansas	3	7	37 A	Wake Forest	0	3	60 A	Belmont	3	5
12 A	Arkansas	10	9	37 A	Wake Forest	4	13	61 A	Indiana St.	1	2
12 A	Arkansas	3	4					73 A	S.C. Upstate	2	8
									Campbell	5	6
									Campbell	2	3
									Campbell	3	7
									H Wright St.	6	7
									H Wright St.	2	4
									H Wright St.	3	4
									A Wofford	8	7
									A Gardner-Webb	1	2
									A Murray St.	7	4
									A Murray St.	5	2
									A Murray St.	1	2
									A Winthrop	6	8
									A Western Mich.	4	5
									H Western Mich.	6	2
									A Ill.-Chicago	2	3
									A Ill.-Chicago	3	2
									A Ill.-Chicago	8	7
									A Milwaukee	4	1
									A Milwaukee	2	1
									A Milwaukee	9	3
									H Milwaukee	7	0
									H Milwaukee	1	0
									H Milwaukee	3	2
									A Butler	8	13
									A Butler	15	7
									A Butler	4	5
									H Butler	4	2
LAST 15 GAMES											
248 A	Milwaukee	4	1	61 A	Indiana St.	1	2	248 H	Milwaukee	3	2
248 A	Milwaukee	2	1	292 A	Youngstown St.	5	4	255 A	Butler		
248 A	Milwaukee	9	3	292 A	Youngstown St.	10	0	255 A	Butler	15	7
288 A	IPFW	11	8					255 A	Butler	4	5
255 H	Butler	3	2					255 H	Butler	4	2

Non-Div. I Games: Grace (IN) 12 5

Valparaiso

255 H Butler	1	0
255 H Butler	4	2

RPI	S	Opponent	Score	
255	H	Butler	3	2
255	H	Butler	1	0
288	A	IPFW	11	8
292	A	Youngstown St.	7	4
292	A	Youngstown St.	10	0
292	A	Youngstown St.	5	4

Average RPI Win:	206	WON-LOST RECORD	WINNING PCT. RANK	LAST 15 GAMES	STRENGTH OF SCHEDULE	OPP. STRENGTH OF SCHEDULE	TEAM RPI	ADJ RPI	CONF. RPI	ADJ CONF. RPI		
DIV. I ONLY		24-20-0	.54545	118	9-6-0	188	206	150	.49601	156	14	14
DIV. I NON-CONF.		16-10-0	.61538	79	3-0-0	277	271	193	.47842	196	15	15
<hr/>												
TOTALS	RPI 1-25	RPI 26-50		W-L RECORDS		RPI 51-100		RPI 101-150		RPI 150+		
24-20-0	0-3-0	1-2-0		OVERALL		5-5-0		0-0-0		18-10-0		
8-7-0	0-0-0	0-0-0		HOME		1-2-0		0-0-0		7-5-0		
12-11-0	0-3-0	1-2-0		AWAY		4-2-0		0-0-0		7-4-0		
4-2-0	0-0-0	0-0-0		NEUTRAL		0-1-0		0-0-0		4-1-0		
16-10-0	0-3-0	0-0-0		NON-CONFERENCE		0-1-0		0-0-0		16-6-0		
6-3-0	0-0-0	0-0-0		HOME		0-0-0		0-0-0		6-3-0		
6-5-0	0-3-0	0-0-		AWAY		0-0-0		0-0-0		6-2-0		
4-2-0	0-0-0	0-0-0		NEUTRAL		0-1-0		0-0-0		4-1-0		
8-10-0	0-0-0	1-2-0		CONFERENCE		5-4-0		0-0-0		2-4-0		
2-4-0	0-0-0	0-0-0		HOME		1-2-0		0-0-0		1-2-0		
6-6-0	0-0-0	1-2-0		AWAY		4-2-0		0-0-0		1-2-0		
0-0-0	0-0-0	0-0-0		NEUTRAL		0-0-0		0-0-0		0-0-0		
RPI S	Opponent	Score	RPI S	Opponent	Score	RPI S	Opponent	Score	RPI S	Opponent	Score	
12 A	Arkansas	5 11	35 A	Louisville	1 12	63 N	Ohio St.	3 4	154 N	Xavier	7 2	
12 A	Arkansas	1 17	35 A	Louisville	1 6	69 H	St. John's (NY)	8 0	180 A	West Virginia	6 7	
12 A	Arkansas	1 13	35 A	Louisville	5 2	69 H	St. John's (NY)	4 10	180 A	West Virginia	26 11	
						69 H	St. John's (NY)	4 8	180 A	West Virginia	5 6	
						82 A	South Fla.	7 6	188 N	Miami (OH)	12 5	
						82 A	South Fla.	3 2	201 H	Binghamton	10 13	
						82 A	South Fla.	1 3	203 N	Western Mich.	5 6	
						95 A	Seton Hall	12 5	205 H	Central Conn. St.	4 7	
						95 A	Seton Hall	7 4	217 A	Saint Joseph's	10 7	
						95 A	Seton Hall	2 8	226 H	Georgetown	10 9	
									226 H	Georgetown	2 8	
									226 H	Georgetown	5 6	
									237 A	La Salle	4 5	
									237 H	La Salle	7 5	
									241 N	Northwestern	6 3	
									242 A	Penn	4 11	
									242 H	Penn	3 6	
									256 A	Temple	4 3	
									263 H	Iona	7 2	
									264 A	Lafayette	5 3	
									264 H	Lafayette	2 1	
									268 H	Buffalo	5 4	
									283 A	Norfolk St.	17 5	
									283 A	Norfolk St.	1 0	
									283 A	Norfolk St.	2 1	
									293 H	NYIT	14 3	
									294 H	Md.-East. Shore	9 4	
<hr/>												
LAST 15 GAMES												
82 A	South Fla.	1 3	237 H	La Salle	7 5							
82 A	South Fla.	7 6	226 H	Georgetown	2 8							
82 A	South Fla.	3 2	226 H	Georgetown	10 9							
256 A	Temple	4 3										
95 A	Seton Hall	12 5										

Non-Div. I Games:	USciences	4	1
-------------------	-----------	---	---

Villanova

95	A	Seton Hall	7	4
95	A	Seton Hall	2	8

RPI	S	Opponent	Score	
295	N	Chicago St.	20	3

Villanova

V
i
l
l
a
n
o
v
a

V
i
l
l
a
n
o
v
a

Average RPI Win:		222	WON-LOST RECORD		WINNING PCT. RANK		LAST 15 GAMES		STRENGTH OF SCHEDULE		OPP. STRENGTH OF SCHEDULE		TEAM RPI		ADJ RPI		CONF. RPI		ADJ CONF. RPI	
DIV. I ONLY			27-18-0		.6 72		8-7-0		242		191		155		.49525 158		17		18	
DIV. I NON-CONF.			17-7-0		.70833 44		5-1-0		274		241		134		.50879 137		18		18	
TOTALS		RPI 1-25		RPI 26-50		W-L RECORDS		RPI 51-100		RPI 101-150		RPI 150+								
27-18-0		0-5-0		0-0-0		OVERALL		1-2-0		3-3-0		23-8-0								
18-6-0		0-0-0		0-0-0		HOME		0-0-0		2-1-0		16-5-0								
9-12-0		0-5-0		0-0-0		AWAY		1-2-0		1-2-0		7-3-0								
0-0-0		0-0-0		0-0-0		NEUTRAL		0-0-0		0-0-0		0-0-0								
17-7-0		0-5-0		0-0-0		NON-CONFERENCE		0-0-0		2-1-0		15-1-0								
14-1-0		0-0-0		0-0-0		HOME		0-0-0		2-1-0		12-0-0								
3-6-0		0-5-0		0-0-		AWAY		0-0-0		0-0-0		3-1-0								
0-0-0		0-0-0		0-0-0		NEUTRAL		0-0-0		0-0-0		0-0-0								
10-11-0		0-0-0		0-0-0		CONFERENCE		1-2-0		1-2-0		8-7-0								
4-5-0		0-0-0		0-0-0		HOME		0-0-0		0-0-0		4-5-0								
6-6-0		0-0-0		0-0-0		AWAY		1-2-0		1-2-0		4-2-0								
0-0-0		0-0-0		0-0-0		NEUTRAL		0-0-0		0-0-0		0-0-0								
RPI	S	Opponent		Score		RPI	S	Opponent		Score		RPI	S	Opponent		Score				
2	A	Florida		1	5			92 A VCU		4	3	101	H	Rhode Island		2	1			
2	A	Florida		3	5			92 A VCU		4	7	101	H	Rhode Island		3	4			
2	A	Florida		1	4			92 A VCU		4	5	101	H	Rhode Island		2	1			
19	A	Virginia		5	6							103	A	George Mason		6	3			
23	A	East Carolina		4	13							103	A	George Mason		2	8			
												103 A George Mason						4	5	
												170 A Georgia St.						6	7	
												170 A Georgia St.						0	1	
												170 A Georgia St.						6	5	
												178 H Towson						8	2	
												178 H Towson						19	2	
												178 H Towson						1	2	
												190 H Delaware						10	2	
												190 H Delaware						6	7	
												190 H Delaware						14	16	
												200 H Northeastern						3	4	
												200 H Northeastern						0	8	
												200 H Northeastern						4	3	
												207 A Richmond						9	5	
												207 H Richmond						17	4	
												216 H George Washington						11	1	
												223 A James Madison						3	1	
												223 A James Madison						5	2	
												223 A James Madison						5	0	
												261 A VMI						6	2	
												261 H VMI						10	2	
												262 A Longwood						6	0	

Non-Div. I Games:

William & Mary

23	A	East Carolina	4	13
170	A	Georgia St.	6	5

RPI	S	Opponent	Score	
283	A	Norfolk St.	1	3
283	H	Norfolk St.	4	0
283	H	Norfolk St.	8	2
285	H	Quinnipiac	13	5
285	H	Quinnipiac	9	5
293	H	NYIT	10	0
293	H	NYIT	7	0
293	H	NYIT	9	1
293	H	NYIT	19	2
294	H	Md.-East. Shore	18	3

W
i
l
l
i
a
m
&
M
a
r
y

W
i
l
l
i
a
m
&
M
a
r
y

Average RPI Win: 198		WON-LOST	WINNING	LAST 15	STRENGTH OF		OPP. STRENGTH	TEAM	ADJ	CONF.	ADJ CONF.		
Average RPI Loss: 74		RECORD	PCT. RANK	GAMES	SCHEDULE		OF SCHEDULE	RPI	RPI	RPI	RPI		
DIV. I ONLY		19-26-0	.42222	209	3-12-0		100	134	154	.49445	159	4	4
DIV. I NON-CONF.		16-10-0	.61538	79	3-2-0		234	223	142	.50216	145	6	5
TOTALS		RPI 1-25	RPI 26-50		W-L RECORDS		RPI 51-100		RPI 101-150		RPI 150+		
19-26-0		1-5-0	1-5-0		OVERALL		1-12-0		2-0-0		14-4-0		
12-11-0		0-3-0	1-2-0		HOME		0-5-0		0-0-0		11-1-0		
7-14-0		1-2-0	0-2-0		AWAY		1-7-0		2-0-0		3-3-0		
0-1-0		0-0-0	0-1-0		NEUTRAL		0-0-0		0-0-0		0-0-0		
16-10-0		0-0-0	0-3-0		NON-CONFERENCE		0-4-0		2-0-0		14-3-0		
11-3-0		0-0-0	0-0-0		HOME		0-2-0		0-0-0		11-1-0		
5-6-0		0-0-0	0-0-		AWAY		0-2-0		2-0-0		3-2-0		
0-1-0		0-0-0	0-1-0		NEUTRAL		0-0-0		0-0-0		0-0-0		
3-16-0		1-5-0	1-2-0		CONFERENCE		1-8-0		0-0-0		0-1-0		
1-8-0		0-3-0	1-2-0		HOME		0-3-0		0-0-0		0-0-0		
2-8-0		1-2-0	0-0-0		AWAY		1-5-0		0-0-0		0-1-0		
0-0-0		0-0-0	0-0-0		NEUTRAL		0-0-0		0-0-0		0-0-0		
RPI S	Opponent	Score	RPI S	Opponent	Score	RPI S	Opponent	Score	RPI S	Opponent	Score		
3 H	Baylor	12 14	26 A	San Diego	1 15	55 H	Wichita St.	7 9	130 A	Minnesota	9 5		
3 H	Baylor	2 5	29 N	Oregon St.	5 13	58 A	Oklahoma	1 5	130 A	Minnesota	8 4		
3 H	Baylor	11 12	40 A	Missouri St.	0 3	58 A	Oklahoma	8 7	161 A	CSU Bakersfield	1 8		
16 A	Texas A&M	2 9	42 H	Texas	5 8	58 A	Oklahoma	3 4	161 A	CSU Bakersfield	7 5		
16 A	Texas A&M	15 12	42 H	Texas	4 6	80 A	Nebraska	3 6	161 A	CSU Bakersfield	3 7		
16 A	Texas A&M	2 7	42 H	Texas	5 2	80 A	Nebraska	6 9	163 A	San Diego St.	7 2		
						80 H	Nebraska	0 6	163 A	San Diego St.	15 7		
						87 A	Missouri	0 7	164 A	Kansas	7 8		
						87 A	Missouri	3 4	238 H	Pacific	9 3		
						87 A	Missouri	4 13	238 H	Pacific	2 7		
						100 H	Oklahoma St.	0 5	238 H	Pacific	12 1		
						100 H	Oklahoma St.	3 13	249 H	Sacred Heart	9 7		
						100 H	Oklahoma St.	5 9	249 H	Sacred Heart	7 0		
									249 H	Sacred Heart	6 1		
									277 H	Northern Colo.	7 5		
									277 H	Northern Colo.	4 3		
									280 H	Hartford	10 2		
									280 H	Hartford	14 3		
									280 H	Hartford	8 3		
									280 H	Hartford	13 2		
LAST 15 GAMES													
						100 H	Oklahoma St.	5 9	87 A	Missouri	4 13		
						100 H	Oklahoma St.	3 13	277 H	Northern Colo.	7 5		
						100 H	Oklahoma St.	0 5	277 H	Northern Colo.	4 3		
						164 A	Kansas	7 8					
						55 H	Wichita St.	7 9					

Non-Div. I Games:

Kansas St.

87 A Missouri	0	7
87 A Missouri	3	4

K
a
n
s
a
s
S
t
.

K
a
n
s
a
s
S
t
.

Troy

183	A	Western Ky.	5	6
183	A	Western Ky.	4	9

Through Games Of Sunday, April 29

RPI	S	Opponent	Score	
198	H	Central Mich.	7	3
198	H	Central Mich.	12	10
199	A	UALR	3	7
199	A	UALR	8	7
199	A	UALR	3	5
253	A	Alabama St.	2	4
296	H	Alabama A&M	9	1

Troy

T
r
o
y

T
r
o
y

Average RPI Win:	140	WON-LOST RECORD	WINNING PCT. RANK	LAST 15 GAMES	STRENGTH OF SCHEDULE	OPP. STRENGTH OF SCHEDULE	TEAM RPI	ADJ RPI	CONF. RPI	ADJ CONF. RPI		
DIV. I ONLY		19-20-0	.48718	158	10-5-0	184	78	165	.49384	161	19	19
DIV. I NON-CONF.		19-20-0	.48718	146	10-5-0	195	56	165	.49384	164	20	20
<hr/>												
TOTALS	RPI 1-25	RPI 26-50		W-L RECORDS		RPI 51-100		RPI 101-150		RPI 150+		
19-20-0	0-0-0	0-3-0		OVERALL		5-7-0		9-5-0		5-5-0		
13-6-0	0-0-0	0-0-0		HOME		4-3-0		4-0-0		5-3-0		
6-14-0	0-0-0	0-3-0		AWAY		1-4-0		5-5-0		0-2-0		
0-0-0	0-0-0	0-0-0		NEUTRAL		0-0-0		0-0-0		0-0-0		
19-20-0	0-0-0	0-3-0		NON-CONFERENCE		5-7-0		9-5-0		5-5-0		
13-6-0	0-0-0	0-0-0		HOME		4-3-0		4-0-0		5-3-0		
6-14-0	0-0-0	0-0-		AWAY		1-4-0		5-5-0		0-2-0		
0-0-0	0-0-0	0-0-0		NEUTRAL		0-0-0		0-0-0		0-0-0		
0-0-0	0-0-0	0-0-0		CONFERENCE		0-0-0		0-0-0		0-0-0		
0-0-0	0-0-0	0-0-0		HOME		0-0-0		0-0-0		0-0-0		
0-0-0	0-0-0	0-0-0		AWAY		0-0-0		0-0-0		0-0-0		
0-0-0	0-0-0	0-0-0		NEUTRAL		0-0-0		0-0-0		0-0-0		
<hr/>												
RPI	S	Opponent	Score	RPI	S	Opponent	Score	RPI	S	Opponent	Score	
49	A	Washington	2 4	53	A	Southern California	0 6	113	A	Cal St. Northridge	3 4	
49	A	Washington	1 13	53	A	Southern California	8 9	113	A	Cal St. Northridge	2 5	
49	A	Washington	3 7	53	A	Southern California	5 6	115	A	UC Santa Barbara	8 2	
				53	H	Southern California	2 11	115	A	UC Santa Barbara	7 6	
				80	A	Nebraska	10 2	131	H	Santa Clara	3 1	
				80	A	Nebraska	2 3	131	H	Santa Clara	9 5	
				85	H	Portland	0 3	131	H	Santa Clara	4 0	
				85	H	Portland	5 1	133	A	Fresno St.	0 5	
				85	H	Portland	14 2	133	A	Fresno St.	8 1	
				97	H	Sacramento St.	5 2	133	A	Fresno St.	1 2	
				97	H	Sacramento St.	0 2	133	H	Fresno St.	4 0	
				97	H	Sacramento St.	11 4	147	A	UC Riverside	6 3	
								147	A	UC Riverside	0 7	
								147	A	UC Riverside	2 1	
								159	H	Kansas St.	8 1	
								159	H	Kansas St.	5 7	
								159	H	Kansas St.	7 3	
								197	H	UC Davis	7 4	
								197	H	UC Davis	5 6	
								197	H	UC Davis	6 10	
								212	A	UNLV	6 15	
								212	A	UNLV	3 4	
								260	H	Air Force	4 1	
								260	H	Air Force	6 2	
LAST 15 GAMES												
80	A	Nebraska	10 2	147	A	UC Riverside	2 1					
80	A	Nebraska	2 3	113	A	Cal St. Northridge	3 4					
113	A	Cal St. Northridge	2 5	131	H	Santa Clara	3 1					
133	A	Fresno St.	8 1									
53	H	Southern California	2 11									

Non-Div. I Games:

CSU Bakersfield

147	A	UC Riverside	6	3
147	A	UC Riverside	0	7

C
S
U
B
a
k
e
r
s
f
i
e
l
d

C
S
U
B
a
k
e
r
s
f
i
e
l
d

Average RPI Win:	251	WON-LOST RECORD	WINNING PCT. RANK	LAST 15 GAMES	STRENGTH OF SCHEDULE	OPP. STRENGTH OF SCHEDULE	TEAM RPI	ADJ RPI	CONF. RPI	ADJ CONF. RPI		
DIV. I ONLY		31-10-0	.7561	10	10-4-0	295	248	164	.4933	162	29	29
DIV. I NON-CONF.		21-7-0	.75	31	0-1-0	284	237	133	.509	136	28	28
<hr/>												
TOTALS	RPI 1-25	RPI 26-50		W-L RECORDS		RPI 51-100		RPI 101-150		RPI 150+		
31-10-0	1-2-0	0-0-0		OVERALL		0-0-0		2-1-0		28-7-0		
6-1-0	0-0-0	0-0-0		HOME		0-0-0		0-1-0		6-0-0		
19-9-0	1-2-0	0-0-0		AWAY		0-0-0		2-0-0		16-7-0		
6-0-0	0-0-0	0-0-0		NEUTRAL		0-0-0		0-0-0		6-0-0		
21-7-0	1-2-0	0-0-0		NON-CONFERENCE		0-0-0		2-1-0		18-4-0		
2-1-0	0-0-0	0-0-0		HOME		0-0-0		0-1-0		2-0-0		
13-6-0	1-2-0	0-0-		AWAY		0-0-0		2-0-0		10-4-0		
6-0-0	0-0-0	0-0-0		NEUTRAL		0-0-0		0-0-0		6-0-0		
10-3-0	0-0-0	0-0-0		CONFERENCE		0-0-0		0-0-0		10-3-0		
4-0-0	0-0-0	0-0-0		HOME		0-0-0		0-0-0		4-0-0		
6-3-0	0-0-0	0-0-0		AWAY		0-0-0		0-0-0		6-3-0		
0-0-0	0-0-0	0-0-0		NEUTRAL		0-0-0		0-0-0		0-0-0		
RPI S	Opponent	Score		RPI S	Opponent	Score		RPI S	Opponent	Score		
18 A	Arizona	1	3					130 A	Minnesota	6	5	
18 A	Arizona	0	8					130 A	Minnesota	7	0	
18 A	Arizona	8	2					130 H	Minnesota	7	11	
								165 A	SIU Edwardsville	6	14	
								165 A	SIU Edwardsville	5	6	
								165 A	SIU Edwardsville	2	10	
								165 A	SIU Edwardsville	11	4	
								242 N	Penn	15	3	
								247 N	Bucknell	16	8	
								259 A	Western Ill.	10	4	
								259 A	Western Ill.	2	3	
								259 A	Western Ill.	3	7	
								259 A	Western Ill.	8	1	
								264 N	Lafayette	4	0	
								267 N	Akron	4	3	
								269 A	Neb. Omaha	7	4	
								269 A	Neb. Omaha	1	9	
								269 A	Neb. Omaha	7	0	
								269 A	Neb. Omaha	8	1	
								272 A	South Dakota St.	6	1	
								272 H	South Dakota St.	7	6	
								272 H	South Dakota St.	3	2	
								272 H	South Dakota St.	3	2	
								272 H	South Dakota St.	4	1	
								274 N	Yale	2	1	
								275 A	North Dakota	1	0	
								275 A	North Dakota	4	3	
LAST 15 GAMES								272 H	South Dakota St.	3	2	
288 A	IPFW	3	4	272 H	South Dakota St.	3	2	272 H	South Dakota St.	3	2	
288 A	IPFW	6	0	272 H	South Dakota St.	3	2	272 H	South Dakota St.	4	1	
288 A	IPFW	11	4	272 A	South Dakota St.	6	1	274 N	Yale	2	1	
288 A	IPFW	8	4					275 A	North Dakota	1	0	
130 H	Minnesota	7	11					275 A	North Dakota	4	3	

Non-Div. I Games: Valley City St. 14 4 Mayville St. 5 6 North Dakota St.

272 H South Dakota St.	4	1
272 H South Dakota St.	7	6

RPI	S	Opponent	Score	
275	H	North Dakota	7	3
275	H	North Dakota	3	1
277	A	Northern Colo.	18	2
277	A	Northern Colo.	11	2
277	A	Northern Colo.	11	4
277	A	Northern Colo.	18	4
288	A	IPFW	3	4
288	A	IPFW	8	4
288	A	IPFW	11	4
288	A	IPFW	6	0
295	N	Chicago St.	2	1

North Dakota St.

N
o
r
t
h
D
a
k
o
t
a
S
t
.

N
o
r
t
h
D
a
k
o
t
a
S
t
.

Average RPI Win:		151	WON-LOST RECORD		WINNING PCT. RANK	LAST 15 GAMES		STRENGTH OF SCHEDULE		OPP. STRENGTH OF SCHEDULE	TEAM RPI	ADJ RPI		CONF. RPI	ADJ CONF. RPI		
DIV. I ONLY			20-25-0		.44444	187	6-9-0		161	71	168	.49305	163	18	17		
DIV. I NON-CONF.			11-16-0		.40741	205	0-3-0		97	12	148	.50295	143	14	14		
TOTALS		RPI 1-25		RPI 26-50		W-L RECORDS		RPI 51-100		RPI 101-150		RPI 150+					
20-25-0		0-2-0		3-6-0		OVERALL		5-12-0		3-1-0		9-4-0					
14-14-0		0-1-0		3-6-0		HOME		3-5-0		3-0-0		5-2-0					
6-11-0		0-1-0		0-0-0		AWAY		2-7-0		0-1-0		4-2-0					
0-0-0		0-0-0		0-0-0		NEUTRAL		0-0-0		0-0-0		0-0-0					
11-16-0		0-2-0		2-4-0		NON-CONFERENCE		4-7-0		3-1-0		2-2-0					
9-10-0		0-1-0		2-4-0		HOME		2-3-0		3-0-0		2-2-0					
2-6-0		0-1-0		0-0-		AWAY		2-4-0		0-1-0		0-0-0					
0-0-0		0-0-0		0-0-0		NEUTRAL		0-0-0		0-0-0		0-0-0					
9-9-0		0-0-0		1-2-0		CONFERENCE		1-5-0		0-0-0		7-2-0					
5-4-0		0-0-0		1-2-0		HOME		1-2-0		0-0-0		3-0-0					
4-5-0		0-0-0		0-0-0		AWAY		0-3-0		0-0-0		4-2-0					
0-0-0		0-0-0		0-0-0		NEUTRAL		0-0-0		0-0-0		0-0-0					
RPI	S	Opponent		Score		RPI	S	Opponent		Score		RPI	S	Opponent		Score	
13	A	Cal St. Fullerton		0	3	26	H	San Diego		1	5	56	A	Long Beach St.		3	1
13	H	Cal St. Fullerton		1	7	26	H	San Diego		2	6	56	H	Long Beach St.		4	9
						29	H	Oregon St.		18	2	65	A	Cal Poly		10	4
						41	H	TCU		5	3	65	A	Cal Poly		0	7
						41	H	TCU		1	5	65	A	Cal Poly		4	7
						41	H	TCU		1	6	65	A	Cal Poly		5	6
						49	H	Washington		10	9	65	H	Cal Poly		4	3
						49	H	Washington		9	12	67	A	UC Irvine		5	10
						49	H	Washington		4	7	84	A	New Mexico		9	11
												84	A	New Mexico		2	11
												84	A	New Mexico		6	8
												84	H	New Mexico		1	5
												84	H	New Mexico		4	11
												84	H	New Mexico		4	3
												88	H	St. Mary's (CA)		5	8
												88	H	St. Mary's (CA)		4	1
												88	H	St. Mary's (CA)		3	6
LAST 15 GAMES																	
						260	A	Air Force		8	10	84	H	New Mexico		4	3
						260	A	Air Force		12	2	84	H	New Mexico		1	5
						260	A	Air Force		7	10	84	H	New Mexico		4	11
						41	H	TCU		5	3						
						41	H	TCU		1	5						

Non-Div. I Games:

San Diego St.

41	H	TCU	1	6
67	A	UC Irvine	5	10

Average RPI Win: 164		WON-LOST	WINNING	LAST 15	STRENGTH OF		OPP. STRENGTH	TEAM	ADJ	CONF.	ADJ CONF.
Average RPI Loss: 81		RECORD	PCT. RANK	GAMES	SCHEDULE		OF SCHEDULE	RPI	RPI	RPI	RPI
DIV. I ONLY		15-27-0	.35714	252	3-10-0		49	109	160	.4928	164
DIV. I NON-CONF.		10-14-0	.41667	200	0-2-0		168	186	199	.47413	198
TOTALS		RPI 1-25	RPI 26-50		W-L RECORDS		RPI 51-100		RPI 101-150		RPI 150+
15-27-0		1-5-0	1-6-0		OVERALL		3-9-0		3-3-0		7-4-0
6-7-0		1-2-0	0-0-0		HOME		2-4-0		0-0-0		3-1-0
4-14-0		0-3-0	1-5-0		AWAY		1-4-0		2-1-0		0-1-0
5-6-0		0-0-0	0-1-0		NEUTRAL		0-1-0		1-2-0		4-2-0
10-14-0		0-0-0	0-4-0		NON-CONFERENCE		1-3-0		3-3-0		6-4-0
2-2-0		0-0-0	0-0-0		HOME		0-1-0		0-0-0		2-1-0
3-6-0		0-0-0	0-0-		AWAY		1-1-0		2-1-0		0-1-0
5-6-0		0-0-0	0-1-0		NEUTRAL		0-1-0		1-2-0		4-2-0
5-13-0		1-5-0	1-2-0		CONFERENCE		2-6-0		0-0-0		1-0-0
4-5-0		1-2-0	0-0-0		HOME		2-3-0		0-0-0		1-0-0
1-8-0		0-3-0	1-2-0		AWAY		0-3-0		0-0-0		0-0-0
0-0-0		0-0-0	0-0-0		NEUTRAL		0-0-0		0-0-0		0-0-0
RPI S	Opponent	Score	RPI S	Opponent	Score	RPI S	Opponent	Score	RPI S	Opponent	Score
3 A	Baylor	2 10	30 N	Gonzaga	2 7	55 A	Wichita St.	2 10	112 N	Notre Dame	0 1
3 A	Baylor	0 9	31 A	Mississippi St.	0 1	55 H	Wichita St.	4 6	119 N	Stony Brook	0 4
3 A	Baylor	6 8	31 A	Mississippi St.	1 3	58 H	Oklahoma	1 4	119 N	Stony Brook	3 1
16 H	Texas A&M	0 8	40 A	Missouri St.	8 9	58 H	Oklahoma	2 8	130 A	Minnesota	9 4
16 H	Texas A&M	4 6	42 A	Texas	7 2	60 A	Belmont	2 0	142 A	UTSA	4 7
16 H	Texas A&M	5 3	42 A	Texas	0 3	61 N	Indiana St.	1 2	144 A	Middle Tenn.	7 3
			42 A	Texas	2 7	89 H	Texas Tech	5 2	151 N	La.-Lafayette	6 8
						89 H	Texas Tech	1 3	159 H	Kansas St.	8 7
						89 H	Texas Tech	9 3	213 A	Creighton	3 7
						100 A	Oklahoma St.	2 4	233 N	Bowling Green	3 1
						100 A	Oklahoma St.	1 11	239 N	Houston Baptist	4 7
						100 A	Oklahoma St.	6 7	239 N	Houston Baptist	3 2
									275 H	North Dakota	7 4
									275 H	North Dakota	9 12
									278 H	Southern Utah	11 10
									291 N	Mississippi Val.	14 1
									291 N	Mississippi Val.	9 2
LAST 15 GAMES											
			58 H	Oklahoma	2 8	16 H	Texas A&M	4 6			
			58 H	Oklahoma	1 4	16 H	Texas A&M	0 8			
			159 H	Kansas St.	8 7	55 A	Wichita St.	2 10			
			42 A	Texas	2 7						
			42 A	Texas	0 3						

Non-Div. I Games: Baker 7 3 St. Mary (KS) 6 0

Kansas

42	A	Texas	7	2
16	H	Texas A&M	5	3

K
a
n
s
a
s

K
a
n
s
a
s

Average RPI Win:	172	WON-LOST RECORD	WINNING PCT. RANK	LAST 15 GAMES	STRENGTH OF SCHEDULE	OPP. STRENGTH OF SCHEDULE	TEAM RPI	ADJ RPI	CONF. RPI	ADJ CONF. RPI	
DIV. I ONLY		20-22-0	.47619 162	7-6-0	137	216	161	.49112 165	20	20	
DIV. I NON-CONF.		11-13-0	.45833 168	1-2-0	27	248	114	.51773 120	19	19	
<hr/>											
TOTALS	RPI 1-25	RPI 26-50		W-L RECORDS		RPI 51-100		RPI 101-150		RPI 150+	
20-22-0	0-0-0	1-2-0		OVERALL		3-2-0		3-6-0		13-12-0	
11-8-0	0-0-0	0-0-0		HOME		1-0-0		0-2-0		10-6-0	
9-14-0	0-0-0	1-2-0		AWAY		2-2-0		3-4-0		3-6-0	
0-0-0	0-0-0	0-0-0		NEUTRAL		0-0-0		0-0-0		0-0-0	
11-13-0	0-0-0	1-2-0		NON-CONFERENCE		3-2-0		3-3-0		4-6-0	
5-5-0	0-0-0	0-0-0		HOME		1-0-0		0-2-0		4-3-0	
6-8-0	0-0-0	1-0-		AWAY		2-2-0		3-1-0		0-3-0	
0-0-0	0-0-0	0-0-0		NEUTRAL		0-0-0		0-0-0		0-0-0	
9-9-0	0-0-0	0-0-0		CONFERENCE		0-0-0		0-3-0		9-6-0	
6-3-0	0-0-0	0-0-0		HOME		0-0-0		0-0-0		6-3-0	
3-6-0	0-0-0	0-0-0		AWAY		0-0-0		0-3-0		3-3-0	
0-0-0	0-0-0	0-0-0		NEUTRAL		0-0-0		0-0-0		0-0-0	
<hr/>											
RPI S	Opponent	Score	RPI S	Opponent	Score	RPI S	Opponent	Score	RPI S	Opponent	Score
40 A	Missouri St.	0 3	61 A	Indiana St.	2 10	118 A	Evansville	2 10	118 A	Evansville	6 8
40 A	Missouri St.	7 10	71 H	Illinois St.	6 4	118 H	Evansville	6 8	138 A	Eastern Ky.	2 8
40 A	Missouri St.	3 1	86 A	Memphis	2 11	138 A	Eastern Ky.	11 15	138 A	Eastern Ky.	1 8
			86 A	Memphis	4 2	138 A	Eastern Ky.	5 2	141 A	Arkansas St.	5 3
			86 A	Memphis	10 7	141 A	Arkansas St.	3 1	150 A	Saint Louis	1 5
						150 H	Saint Louis	4 11	162 H	North Dakota St.	10 2
						162 H	North Dakota St.	14 6	162 H	North Dakota St.	6 5
						162 H	North Dakota St.	4 10	175 A	Central Ark.	2 9
						175 A	Central Ark.	4 11	175 A	Central Ark.	10 16
						176 A	Murray St.	5 11	176 A	Murray St.	8 6
						176 A	Murray St.	2 0	179 H	Eastern Ill.	3 6
						179 H	Eastern Ill.	2 1	179 H	Eastern Ill.	2 3
						181 H	Morehead St.	2 1	181 H	Morehead St.	4 12
						227 A	Tennessee Tech	10 3	227 A	Tennessee Tech	10 6
						227 A	Tennessee Tech				
<hr/>											
			LAST 15 GAMES								
176 A	Murray St.	10 16	118 A	Evansville	2 10	181 H	Morehead St.	2 3	181 H	Morehead St.	2 1
176 A	Murray St.	8 6	227 A	Tennessee Tech	5 18	181 H	Morehead St.	4 12	227 A	Tennessee Tech	10 3
176 A	Murray St.	5 11	227 A	Tennessee Tech	10 6	227 A	Tennessee Tech	10 6			
150 A	Saint Louis	3 1									
266 H	UT Martin	12 5									

Non-Div. I Games:	Benedictine-Sprngfld	10	9	Mo.-St. Louis	9	3
--------------------------	-----------------------------	-----------	----------	----------------------	----------	----------

SIU Edwardsville

266	H	UT Martin	10	2
266	H	UT Martin	3	2

RPI	S	Opponent	Score	
227	A	Tennessee Tech	5	18
266	H	UT Martin	12	5
266	H	UT Martin	10	2
266	H	UT Martin	3	2
272	H	South Dakota St.	8	11
272	H	South Dakota St.	4	2
272	H	South Dakota St.	0	5

SIU Edwardsville

SIU Edwardsville

SIU Edwardsville

Average RPI Win:		192	WON-LOST RECORD		WINNING PCT. RANK		LAST 15 GAMES		STRENGTH OF SCHEDULE		OPP. STRENGTH OF SCHEDULE		TEAM RPI		ADJ RPI		CONF. RPI		ADJ CONF. RPI				
DIV. I ONLY			25-18-0		.5814 87		9-6-0		231		184		157		.48998 166		15		16				
DIV. I NON-CONF.			18-10-0		.64286 70		4-2-0		253		233		144		.49816 153		17		17				
TOTALS		RPI 1-25		RPI 26-50		W-L RECORDS		RPI 51-100		RPI 101-150		RPI 150+											
25-18-0		2-0-0		1-2-0		OVERALL		3-4-0		2-3-0		17-9-0											
20-11-0		1-0-0		1-2-0		HOME		2-1-0		0-1-0		16-7-0											
5-7-0		1-0-0		0-0-0		AWAY		1-3-0		2-2-0		1-2-0											
0-0-0		0-0-0		0-0-0		NEUTRAL		0-0-0		0-0-0		0-0-0											
18-10-0		2-0-0		0-0-0		NON-CONFERENCE		2-2-0		2-3-0		12-5-0											
15-7-0		1-0-0		0-0-0		HOME		2-1-0		0-1-0		12-5-0											
3-3-0		1-0-0		0-0-		AWAY		0-1-0		2-2-0		0-0-0											
0-0-0		0-0-0		0-0-0		NEUTRAL		0-0-0		0-0-0		0-0-0											
7-8-0		0-0-0		1-2-0		CONFERENCE		1-2-0		0-0-0		5-4-0											
5-4-0		0-0-0		1-2-0		HOME		0-0-0		0-0-0		4-2-0											
2-4-0		0-0-0		0-0-0		AWAY		1-2-0		0-0-0		1-2-0											
0-0-0		0-0-0		0-0-0		NEUTRAL		0-0-0		0-0-0		0-0-0											
RPI	S	Opponent		Score		RPI	S	Opponent		Score		RPI	S	Opponent		Score							
6	A	North Carolina		7	4	36	H	Coastal Caro.		2	5	73	A	S.C. Upstate		3	11	105	A	UAB		1	5
24	H	Appalachian St.		6	3	36	H	Coastal Caro.		7	3	73	H	S.C. Upstate		6	5	105	A	UAB		5	10
						36	H	Coastal Caro.		4	11	76	A	Liberty		3	4	105	A	UAB		5	1
												76	A	Liberty		0	8	145	A	Wofford		3	2
												76	A	Liberty		5	4	145	H	Wofford		2	9
												83	H	Western Caro.		6	4	156	H	Valparaiso		2	1
												99	H	Furman		4	6	193	H	Winthrop		1	4
																		193	H	Winthrop		5	1
																		193	H	Winthrop		3	5
																		218	H	Marshall		1	3
																		218	H	Marshall		3	4
																		218	H	Marshall		5	13
																		219	A	Charleston So.		4	8
																		219	A	Charleston So.		14	11
																		219	A	Charleston So.		3	4
																		237	H	La Salle		3	11
																		237	H	La Salle		6	5
																		237	H	La Salle		9	3
																		245	H	Albany (NY)		4	3
																		253	H	Alabama St.		14	10
																		253	H	Alabama St.		0	7
																		253	H	Alabama St.		13	6
																		253	H	Alabama St.		9	3
																		260	H	Air Force		8	2
																		261	H	VMI		5	4
																		261	H	VMI		6	4
																		261	H	VMI		4	3
LAST 15 GAMES																							
						261	H	VMI		6	4	83	H	Western Caro.		6	4	253	H	Alabama St.		9	3
						261	H	VMI		5	4	219	A	Charleston So.		4	8	260	H	Air Force		8	2
						261	H	VMI		4	3	219	A	Charleston So.		14	11	261	H	VMI		5	4
						276	H	N.C. A&T		10	7							261	H	VMI		6	4
						105	A	UAB		5	1							261	H	VMI		4	3

Non-Div. I Games: Mars Hill 3 5 Brevard 6 8

Gardner-Webb

105	A	UAB	1	5
105	A	UAB	5	10

RPI	S	Opponent	Score	
276	H	N.C. A&T	10	7
294	H	Md.-East. Shore	11	4
294	H	Md.-East. Shore	8	4
294	H	Md.-East. Shore	7	0

Gardner-Webb

Gardner-Webb

Gardner-Webb

[illegible]

Non-Div. I Games:

Monmouth

95	H	Seton Hall	3	15
290	H	Mt. St. Mary's	2	1

RPI	S	Opponent	Score	
273	A	LIU Brooklyn	3	6
273	A	LIU Brooklyn	3	2
273	A	LIU Brooklyn	6	5
285	H	Quinnipiac	7	3
285	H	Quinnipiac	11	4
285	H	Quinnipiac	4	1
285	H	Quinnipiac	6	1
290	H	Mt. St. Mary's	4	3
290	H	Mt. St. Mary's	2	0
290	H	Mt. St. Mary's	5	4
290	H	Mt. St. Mary's	2	1
292	N	Youngstown St.	14	2

Monmouth

M
o
n
m
o
u
t
h

M
o
n
m
o
u
t
h

Average RPI Win: 159		WON-LOST	WINNING	LAST 15	STRENGTH OF		OPP. STRENGTH	TEAM	ADJ	CONF.	ADJ CONF.
Average RPI Loss: 91		RECORD	PCT. RANK	GAMES	SCHEDULE		OF SCHEDULE	RPI	RPI	RPI	RPI
DIV. I ONLY		16-25-0	.39024	230	5-10-0		80	130	166	.4892	168
DIV. I NON-CONF.		9-8-0	.52941	129	1-2-0		217	219	176	.48429	184
TOTALS		RPI 1-25	RPI 26-50		W-L RECORDS		RPI 51-100		RPI 101-150		RPI 150+
16-25-0	0-5-0	2-5-0		OVERALL		2-8-0		6-2-0		6-5-0	
11-11-0	0-0-0	2-1-0		HOME		0-6-0		4-0-0		5-4-0	
5-14-0	0-5-0	0-4-0		AWAY		2-2-0		2-2-0		1-1-0	
0-0-0	0-0-0	0-0-0		NEUTRAL		0-0-0		0-0-0		0-0-0	
9-8-0	0-2-0	0-1-0		NON-CONFERENCE		1-0-0		2-0-0		6-5-0	
6-4-0	0-0-0	0-0-0		HOME		0-0-0		1-0-0		5-4-0	
3-4-0	0-2-0	0-0-		AWAY		1-0-0		1-0-0		1-1-0	
0-0-0	0-0-0	0-0-0		NEUTRAL		0-0-0		0-0-0		0-0-0	
7-17-0	0-3-0	2-4-0		CONFERENCE		1-8-0		4-2-0		0-0-0	
5-7-0	0-0-0	2-1-0		HOME		0-6-0		3-0-0		0-0-0	
2-10-0	0-3-0	0-3-0		AWAY		1-2-0		1-2-0		0-0-0	
0-0-0	0-0-0	0-0-0		NEUTRAL		0-0-0		0-0-0		0-0-0	
RPI S	Opponent	Score	RPI S	Opponent	Score	RPI S	Opponent	Score	RPI S	Opponent	Score
6 A	North Carolina	4 5	28 A	Col. of Charleston	3 16	70 H	Samford	3 5	114 A	Duke	8 4
14 A	North Carolina St.	0 11	28 A	Col. of Charleston	0 6	70 H	Samford	6 16	114 H	Duke	2 1
24 A	Appalachian St.	3 16	28 A	Col. of Charleston	2 6	70 H	Samford	6 15	117 A	UNC Greensboro	7 5
24 A	Appalachian St.	4 5	32 A	Virginia Tech	3 7	73 A	S.C. Upstate	8 7	117 A	UNC Greensboro	6 8
24 A	Appalachian St.	4 10	43 H	Elon	9 8	83 A	Western Caro.	3 5	117 A	UNC Greensboro	2 4
			43 H	Elon	12 11	83 A	Western Caro.	6 12	145 H	Wofford	1 0
			43 H	Elon	2 10	83 A	Western Caro.	7 5	145 H	Wofford	5 4
						90 H	Ga. Southern	6 7	145 H	Wofford	2 1
						90 H	Ga. Southern	3 6	187 A	Presbyterian	5 13
						90 H	Ga. Southern	3 8	187 H	Presbyterian	6 7
									214 H	Fairleigh Dickinson	7 3
									235 H	Ohio	4 1
									235 H	Ohio	6 7
									237 H	La Salle	4 3
									270 H	Niagara	4 9
									271 H	Lehigh	9 1
									271 H	Lehigh	1 3
									282 A	N.C. Central	4 1
									282 H	N.C. Central	12 3
LAST 15 GAMES											
			70 H	Samford	6 15	114 A	Duke	8 4			
			70 H	Samford	3 5	145 H	Wofford	5 4			
			70 H	Samford	6 16	145 H	Wofford	2 1			
			32 A	Virginia Tech	3 7						
			117 A	UNC Greensboro	6 8						

Non-Div. I Games:

Davidson

117 A UNC Greensboro	2	4
117 A UNC Greensboro	7	5

D
a
v
i
d
s
o
n

D
a
v
i
d
s
o
n

Average RPI Win:	218	WON-LOST RECORD	WINNING PCT. RANK	LAST 15 GAMES	STRENGTH OF SCHEDULE	OPP. STRENGTH OF SCHEDULE	TEAM RPI	ADJ RPI	CONF. RPI	ADJ CONF. RPI	
Average RPI Loss:	104										
DIV. I ONLY	20-16-0	.55556	111	13-2-0	241	147	176	.48852	169	22	22
DIV. I NON-CONF.	6-10-0	.375	217	3-0-0	74	26	158	.49657	158	21	21
<hr/>											
TOTALS	RPI 1-25	RPI 26-50		W-L RECORDS	RPI 51-100		RPI 101-150		RPI 150+		
20-16-0	0-3-0	0-0-0		OVERALL	3-7-0		2-3-0		15-3-0		
10-2-0	0-0-0	0-0-0		HOME	0-0-0		1-0-0		9-2-0		
10-14-0	0-3-0	0-0-0		AWAY	3-7-0		1-3-0		6-1-0		
0-0-0	0-0-0	0-0-0		NEUTRAL	0-0-0		0-0-0		0-0-0		
<hr/>											
6-10-0	0-3-0	0-0-0		NON-CONFERENCE	3-7-0		1-0-0		2-0-0		
2-0-0	0-0-0	0-0-0		HOME	0-0-0		1-0-0		1-0-0		
4-10-0	0-3-0	0-0-		AWAY	3-7-0		0-0-0		1-0-0		
0-0-0	0-0-0	0-0-0		NEUTRAL	0-0-0		0-0-0		0-0-0		
<hr/>											
14-6-0	0-0-0	0-0-0		CONFERENCE	0-0-0		1-3-0		13-3-0		
8-2-0	0-0-0	0-0-0		HOME	0-0-0		0-0-0		8-2-0		
6-4-0	0-0-0	0-0-0		AWAY	0-0-0		1-3-0		5-1-0		
0-0-0	0-0-0	0-0-0		NEUTRAL	0-0-0		0-0-0		0-0-0		
<hr/>											
RPI S	Opponent	Score		RPI S	Opponent	Score		RPI S	Opponent	Score	
7 A	LSU	4	8					134 A	Princeton	8	2
7 A	LSU	4	5					134 A	Princeton	0	8
7 A	LSU	3	16					140 H	Holy Cross	4	2
								143 A	Cornell	0	2
								143 A	Cornell	2	5
								153 H	Columbia	11	3
								153 H	Columbia	3	4
								228 A	Harvard	11	3
								228 A	Harvard	12	3
								228 H	Harvard	7	8
								228 H	Harvard	8	3
								242 H	Penn	6	3
								242 H	Penn	11	2
								274 H	Yale	2	0
								274 H	Yale	8	4
								274 H	Yale	5	4
								274 H	Yale	4	3
								280 A	Hartford	14	5
								281 A	Brown	9	5
								281 A	Brown	3	4
								281 A	Brown	12	1
								281 A	Brown	9	5
								285 H	Quinnipiac	5	3
				LAST 15 GAMES							
				228 H	Harvard	8	3	274 H	Yale	2	0
				228 H	Harvard	7	8	274 H	Yale	5	4
				228 A	Harvard	12	3	274 H	Yale	4	3
				228 A	Harvard	11	3				
				62 A	Boston College	9	6				

Non-Div. I Games: St. Anselm 12 4 Amherst 5 2

Dartmouth

285	H	Quinnipiac	5	3
274	H	Yale	8	4

D
a
r
t
m
o
u
t
h

D
a
r
t
m
o
u
t
h

Average RPI Win:	188	WON-LOST	WINNING	LAST 15	STRENGTH OF	OPP. STRENGTH	TEAM	ADJ	CONF.	ADJ CONF.	
Average RPI Loss:	121	RECORD	PCT. RANK	GAMES	SCHEDULE	OF SCHEDULE	RPI	RPI	RPI	RPI	
DIV. I ONLY	19-25-0	.43182	198	6-9-0	109	198	169	.4878	170	17	18
DIV. I NON-CONF.	9-14-0	.3913	211	1-2-0	132	236	198	.47405	199	18	18
<hr/>											
TOTALS	RPI 1-25	RPI 26-50		W-L RECORDS		RPI 51-100		RPI 101-150		RPI 150+	
19-25-0	0-0-0	2-5-0		OVERALL		0-4-0		1-8-0		16-8-0	
15-10-0	0-0-0	2-2-0		HOME		0-1-0		0-1-0		13-6-0	
3-14-0	0-0-0	0-3-0		AWAY		0-3-0		1-6-0		2-2-0	
1-1-0	0-0-0	0-0-0		NEUTRAL		0-0-0		0-1-0		1-0-0	
9-14-0	0-0-0	1-3-0		NON-CONFERENCE		0-4-0		0-3-0		8-4-0	
8-5-0	0-0-0	1-0-0		HOME		0-1-0		0-1-0		7-3-0	
0-8-0	0-0-0	0-0-		AWAY		0-3-0		0-1-0		0-1-0	
1-1-0	0-0-0	0-0-0		NEUTRAL		0-0-0		0-1-0		1-0-0	
10-11-0	0-0-0	1-2-0		CONFERENCE		0-0-0		1-5-0		8-4-0	
7-5-0	0-0-0	1-2-0		HOME		0-0-0		0-0-0		6-3-0	
3-6-0	0-0-0	0-0-0		AWAY		0-0-0		1-5-0		2-1-0	
0-0-0	0-0-0	0-0-0		NEUTRAL		0-0-0		0-0-0		0-0-0	
RPI S	Opponent	Score	RPI S	Opponent	Score	RPI S	Opponent	Score	RPI S	Opponent	Score
			38 A	Georgia Tech	4 8	73 A	S.C. Upstate	1 4	103 A	George Mason	8 3
			38 H	Georgia Tech	5 4	81 A	Kennesaw St.	6 7	103 A	George Mason	3 6
			46 A	Georgia	1 4	81 A	Kennesaw St.	4 5	103 A	George Mason	1 3
			48 H	UNC Wilmington	8 7	81 H	Kennesaw St.	5 11	106 A	Mercer	0 11
			48 H	UNC Wilmington	0 15				106 H	Mercer	5 12
			48 H	UNC Wilmington	3 7				111 N	Southern Ill.	4 5
			50 A	Stetson	0 5				120 A	Hofstra	3 5
									120 A	Hofstra	3 4
									120 A	Hofstra	2 6
									152 H	Austin Peay	9 7
									152 H	Austin Peay	8 5
									152 H	Austin Peay	3 5
									158 H	William & Mary	7 6
									158 H	William & Mary	5 6
									158 H	William & Mary	1 0
									167 H	Monmouth	3 8
									178 A	Towson	8 5
									178 A	Towson	1 11
									178 A	Towson	14 5
									200 H	Northeastern	4 13
									200 H	Northeastern	9 8
									200 H	Northeastern	13 12
									223 H	James Madison	13 15
									223 H	James Madison	9 8
									223 H	James Madison	4 2
									242 N	Penn	4 3
									253 A	Alabama St.	9 14
			LAST 15 GAMES								
			48 H	UNC Wilmington	8 7	158 H	William & Mary	5 6	223 H	James Madison	13 15
			48 H	UNC Wilmington	3 7	158 H	William & Mary	1 0	223 H	James Madison	9 8
			48 H	UNC Wilmington	0 15	158 H	William & Mary	7 6	223 H	James Madison	4 2
			178 A	Towson	14 5				242 N	Penn	4 3
			178 A	Towson	1 11				253 A	Alabama St.	9 14

Non-Div. I Games:

Georgia St.

Georgia St.

178	A	Towson	8	5
38	A	Georgia Tech	4	8

Through Games Of Sunday, April 29

RPI	S	Opponent	Score	
253	H	Alabama St.	9	4
259	H	Western Ill.	9	4
259	H	Western Ill.	11	9
259	H	Western Ill.	7	0
259	H	Western Ill.	5	7
286	H	Savannah St.	15	3

Georgia St.

G
e
o
r
g
i
a
S
t
.

G
e
o
r
g
i
a
S
t
.

Average RPI Win:		189	WON-LOST RECORD		WINNING PCT. RANK	LAST 15 GAMES	STRENGTH OF SCHEDULE		OPP. STRENGTH OF SCHEDULE	TEAM RPI	ADJ RPI	CONF. RPI	ADJ CONF. RPI
Average RPI Loss:		119											
DIV. I ONLY		19-23-0			.45238 180	7-8-0	153		156	174	.48754 171	15	16
DIV. I NON-CONF.		11-13-0			.45833 168	2-2-0	184		118	182	.48529 181	17	17
TOTALS		RPI 1-25	RPI 26-50		W-L RECORDS		RPI 51-100		RPI 101-150		RPI 150+		
19-23-0		0-3-0	1-2-0		OVERALL		4-5-0		2-6-0		12-7-0		
12-8-0		0-0-0	0-0-0		HOME		3-2-0		1-1-0		8-5-0		
7-14-0		0-2-0	1-2-0		AWAY		1-3-0		1-5-0		4-2-0		
0-1-0		0-1-0	0-0-0		NEUTRAL		0-0-0		0-0-0		0-0-0		
11-13-0		0-3-0	1-2-0		NON-CONFERENCE		2-1-0		1-4-0		7-3-0		
6-5-0		0-0-0	0-0-0		HOME		1-1-0		1-1-0		4-3-0		
5-7-0		0-2-0	1-0-		AWAY		1-0-0		0-3-0		3-0-0		
0-1-0		0-1-0	0-0-0		NEUTRAL		0-0-0		0-0-0		0-0-0		
8-10-0		0-0-0	0-0-0		CONFERENCE		2-4-0		1-2-0		5-4-0		
6-3-0		0-0-0	0-0-0		HOME		2-1-0		0-0-0		4-2-0		
2-7-0		0-0-0	0-0-0		AWAY		0-3-0		1-2-0		1-2-0		
0-0-0		0-0-0	0-0-0		NEUTRAL		0-0-0		0-0-0		0-0-0		
RPI S	Opponent	Score	RPI S	Opponent	Score	RPI S	Opponent	Score	RPI S	Opponent	Score		
6 A	North Carolina	5 10	37 A	Wake Forest	8 9	76 H	Liberty	7 6	104 A	Campbell	3 2		
9 A	South Carolina	1 8	48 A	UNC Wilmington	7 2	76 H	Liberty	6 16	104 A	Campbell	6 13		
14 N	North Carolina St.	1 10	48 A	UNC Wilmington	1 8	76 H	Liberty	2 0	104 A	Campbell	3 4		
						83 H	Western Caro.	3 1	117 A	UNC Greensboro	5 13		
						93 A	Radford	0 9	139 A	East Tenn. St.	1 3		
						93 A	Radford	1 16	139 H	East Tenn. St.	7 3		
						93 A	Radford	1 2	145 A	Wofford	3 4		
						99 A	Furman	5 4	145 H	Wofford	4 9		
						99 H	Furman	1 6	181 H	Morehead St.	3 4		
									181 H	Morehead St.	5 7		
									181 H	Morehead St.	13 0		
									187 A	Presbyterian	5 3		
									187 A	Presbyterian	2 6		
									187 A	Presbyterian	0 5		
									219 H	Charleston So.	2 10		
									219 H	Charleston So.	11 6		
									219 H	Charleston So.	1 6		
									250 H	Saint Peter's	1 3		
									250 H	Saint Peter's	3 0		
									250 H	Saint Peter's	4 3		
									250 H	Saint Peter's	7 3		
									261 H	VMI	6 4		
									261 H	VMI	5 4		
									261 H	VMI	9 5		
									282 A	N.C. Central	9 3		
									282 A	N.C. Central	13 3		
									282 A	N.C. Central	10 2		
			LAST 15 GAMES										
			145 H	Wofford	4 9	6 A	North Carolina	5 10					
			76 H	Liberty	6 16	139 H	East Tenn. St.	7 3					
			76 H	Liberty	2 0	219 H	Charleston So.	11 6					
			76 H	Liberty	7 6								
			104 A	Campbell	6 13								

Non-Div. I Games:

UNC Asheville

104 A Campbell	3	2
104 A Campbell	3	4

U
N
C
A
s
h
e
v
i
l
l
e

U
N
C
A
s
h
e
v
i
l
l
e

Average RPI Win:	201	WON-LOST	WINNING	LAST 15	STRENGTH OF	OPP. STRENGTH	TEAM	ADJ	CONF.	ADJ CONF.			
Average RPI Loss:	142	RECORD	PCT. RANK	GAMES	SCHEDULE	OF SCHEDULE	RPI	RPI	RPI	RPI			
DIV. I ONLY	23-20-0	.53488	130	11-3-0	221	159	172	.48741	172	23	23		
DIV. I NON-CONF.	10-13-0	.43478	184	2-1-0	178	89	187	.48156	187	23	23		
<hr/>													
TOTALS	RPI 1-25	RPI 26-50		W-L RECORDS		RPI 51-100		RPI 101-150		RPI 150+			
23-20-0	0-0-0	1-2-0		OVERALL		0-4-0		1-3-0		21-11-0			
9-4-0	0-0-0	0-0-0		HOME		0-0-0		0-2-0		9-2-0			
13-15-0	0-0-0	1-2-0		AWAY		0-3-0		1-1-0		11-9-0			
1-1-0	0-0-0	0-0-0		NEUTRAL		0-1-0		0-0-0		1-0-0			
10-13-0	0-0-0	1-2-0		NON-CONFERENCE		0-4-0		0-2-0		9-5-0			
2-1-0	0-0-0	0-0-0		HOME		0-0-0		0-1-0		2-0-0			
7-11-0	0-0-0	1-0-		AWAY		0-3-0		0-1-0		6-5-0			
1-1-0	0-0-0	0-0-0		NEUTRAL		0-1-0		0-0-0		1-0-0			
13-7-0	0-0-0	0-0-0		CONFERENCE		0-0-0		1-1-0		12-6-0			
7-3-0	0-0-0	0-0-0		HOME		0-0-0		0-1-0		7-2-0			
6-4-0	0-0-0	0-0-0		AWAY		0-0-0		1-0-0		5-4-0			
0-0-0	0-0-0	0-0-0		NEUTRAL		0-0-0		0-0-0		0-0-0			
RPI	S	Opponent	Score	RPI	S	Opponent	Score	RPI	S	Opponent	Score		
				28	A	Col. of Charleston	0 2	63	N	Ohio St.	1 13		
				36	A	Coastal Caro.	10 7	99	A	Furman	5 8		
				36	A	Coastal Caro.	4 10	99	A	Furman	3 8		
								99	A	Furman	5 9		
										110	H	Wright St.	4 5
										112	A	Notre Dame	3 7
										132	A	Kent St.	4 3
										132	H	Kent St.	4 8
										154	A	Xavier	3 1
										154	A	Xavier	0 1
										154	A	Xavier	2 3
										182	A	Charlotte	2 3
										182	A	Charlotte	4 8
										182	A	Charlotte	6 5
										183	A	Western Ky.	3 9
										183	A	Western Ky.	7 6
										183	A	Western Ky.	5 2
										186	N	Marist	9 3
										188	A	Miami (OH)	3 5
										188	A	Miami (OH)	3 11
										188	A	Miami (OH)	7 6
										196	A	Dayton	7 4
										196	H	Dayton	7 5
										198	A	Central Mich.	2 7
										198	A	Central Mich.	10 9
										198	A	Central Mich.	3 7
										203	H	Western Mich.	5 6
										203	H	Western Mich.	7 4
										203	H	Western Mich.	12 7
										230	A	Michigan	6 2
										234	H	Oakland	3 2
				LAST 15 GAMES									
				244	H	Ball St.	10 3	203	H	Western Mich.	12 7		
				244	H	Ball St.	3 1	203	H	Western Mich.	5 6		
				244	H	Ball St.	5 0	203	H	Western Mich.	7 4		
				236	A	Northern Ill.	4 3						
				236	A	Northern Ill.	5 1						

Non-Div. I Games: Northwestern Ohio 1 3

Toledo

236	A	Northern Ill.	7	3
110	H	Wright St.	4	5

RPI	S	Opponent	Score	
235	H	Ohio	3	9
235	H	Ohio	6	5
235	H	Ohio	5	2
236	A	Northern Ill.	7	3
236	A	Northern Ill.	5	1
236	A	Northern Ill.	4	3
244	H	Ball St.	5	0
244	H	Ball St.	10	3
244	H	Ball St.	3	1

Toledo

T
o
l
e
d
o

T
o
l
e
d
o

Average RPI Win: 136		WON-LOST	WINNING	LAST 15	STRENGTH OF		OPP. STRENGTH	TEAM	ADJ	CONF.	ADJ CONF.
Average RPI Loss: 106		RECORD	PCT. RANK	GAMES	SCHEDULE		OF SCHEDULE	RPI	RPI	RPI	RPI
DIV. I ONLY		18-26-0	.40909	219	6-9-0		134	82	177	.48736	173
DIV. I NON-CONF.		7-12-0	.36842	226	0-4-0		94	78	180	.48698	180
TOTALS		RPI 1-25	RPI 26-50		W-L RECORDS		RPI 51-100		RPI 101-150		RPI 150+
18-26-0		0-3-0	1-5-0		OVERALL		5-6-0		7-7-0		5-5-0
10-7-0		0-0-0	0-0-0		HOME		2-1-0		6-4-0		2-2-0
8-14-0		0-3-0	1-3-0		AWAY		3-3-0		1-3-0		3-2-0
0-5-0		0-0-0	0-2-0		NEUTRAL		0-2-0		0-0-0		0-1-0
7-12-0		0-3-0	0-3-0		NON-CONFERENCE		2-2-0		3-2-0		2-2-0
4-1-0		0-0-0	0-0-0		HOME		0-0-0		3-1-0		1-0-0
3-6-0		0-3-0	0-0-		AWAY		2-0-0		0-1-0		1-1-0
0-5-0		0-0-0	0-2-0		NEUTRAL		0-2-0		0-0-0		0-1-0
11-14-0		0-0-0	1-2-0		CONFERENCE		3-4-0		4-5-0		3-3-0
6-6-0		0-0-0	0-0-0		HOME		2-1-0		3-3-0		1-2-0
5-8-0		0-0-0	1-2-0		AWAY		1-3-0		1-2-0		2-1-0
0-0-0		0-0-0	0-0-0		NEUTRAL		0-0-0		0-0-0		0-0-0
RPI S	Opponent	Score	RPI S	Opponent	Score	RPI S	Opponent	Score	RPI S	Opponent	Score
12 A	Arkansas	3 8	40 N	Missouri St.	3 8	52 A	Texas St.	8 12	122 H	La.-Monroe	4 3
12 A	Arkansas	3 4	40 N	Missouri St.	4 5	52 A	Texas St.	8 6	124 H	Lamar	4 6
16 A	Texas A&M	3 4	42 A	Texas	1 9	52 A	Texas St.	1 6	124 H	Lamar	7 5
			45 A	Sam Houston St.	1 9	64 A	Texas-Arlington	1 3	124 H	Lamar	4 7
			45 A	Sam Houston St.	5 2	64 H	Texas-Arlington	2 4	128 A	Louisiana Tech	5 9
			45 A	Sam Houston St.	2 5	64 H	Texas-Arlington	3 0	142 H	UTSA	4 3
						64 H	Texas-Arlington	3 1	142 H	UTSA	3 7
						84 A	New Mexico	8 7	142 H	UTSA	4 1
						84 A	New Mexico	9 5	148 A	Northwestern St.	2 4
						85 N	Portland	5 10	148 A	Northwestern St.	8 2
						85 N	Portland	0 11	148 A	Northwestern St.	0 2
									149 H	South Ala.	9 0
									149 H	South Ala.	5 4
									149 H	South Ala.	2 5
									189 A	A&M-Corpus Christi	1 6
									189 A	A&M-Corpus Christi	2 1
									189 A	A&M-Corpus Christi	4 2
									206 H	McNeese St.	7 0
									206 H	McNeese St.	1 4
									206 H	McNeese St.	1 4
									239 N	Houston Baptist	5 6
									251 A	Grambling	7 3
									251 H	Grambling	10 3
									289 A	Ark.-Pine Bluff	9 10
LAST 15 GAMES			LAST 15 GAMES			LAST 15 GAMES			LAST 15 GAMES		
			64 H	Texas-Arlington	3 1	12 A	Arkansas	3 4			
			64 H	Texas-Arlington	3 0	12 A	Arkansas	3 8			
			64 H	Texas-Arlington	2 4	206 H	McNeese St.	1 4			
			289 A	Ark.-Pine Bluff	9 10						
			189 A	A&M-Corpus Christi	1 6						

Non-Div. I Games:

Stephen F. Austin

189 A A&M-Corpus Christi	2	1
189 A A&M-Corpus Christi	4	2

S
t
e
p
h
e
n
F
.
A
u
s
t
i
n

S
t
e
p
h
e
n
F
.
A
u
s
t
i
n

S
e
a
t
t
l
e

Seattle					Through Games Of Sunday, April 29										
Average RPI Win: 175		WON-LOST RECORD	WINNING PCT. RANK		LAST 15 GAMES	STRENGTH OF SCHEDULE		OPP. STRENGTH OF SCHEDULE		TEAM RPI	ADJ RPI		CONF. RPI	ADJ CONF. RPI	
Average RPI Loss: 133															
DIV. I ONLY		15-17-0	.46875	168	4-8-0	163		205		178	.48719	174	19	19	
DIV. I NON-CONF.		13-16-0	.44828	176	4-8-0	123		214		163	.49417	163	20	20	

TOTALS		RPI 1-25		RPI 26-50		W-L RECORDS		RPI 51-100		RPI 101-150		RPI 150+			
15-17-0		0-0-0		1-1-0		OVERALL		3-7-0		2-4-0		9-5-0			
9-7-0		0-0-0		0-0-0		HOME		2-2-0		1-3-0		6-2-0			
6-10-0		0-0-0		1-1-0		AWAY		1-5-0		1-1-0		3-3-0			
0-0-0		0-0-0		0-0-0		NEUTRAL		0-0-0		0-0-0		0-0-0			
13-16-0		0-0-0		1-1-0		NON-CONFERENCE		3-7-0		2-4-0		7-4-0			
7-6-0		0-0-0		0-0-0		HOME		2-2-0		1-3-0		4-1-0			
6-10-0		0-0-0		1-0-		AWAY		1-5-0		1-1-0		3-3-0			
0-0-0		0-0-0		0-0-0		NEUTRAL		0-0-0		0-0-0		0-0-0			
2-1-0		0-0-0		0-0-0		CONFERENCE		0-0-0		0-0-0		2-1-0			
2-1-0		0-0-0		0-0-0		HOME		0-0-0		0-0-0		2-1-0			
0-0-0		0-0-0		0-0-0		AWAY		0-0-0		0-0-0		0-0-0			
0-0-0		0-0-0		0-0-0		NEUTRAL		0-0-0		0-0-0		0-0-0			
RPI	S	Opponent	Score	RPI	S	Opponent	Score	RPI	S	Opponent	Score	RPI	S	Opponent	Score
49	A	Washington	0 6	73	A	Washington St.	5 4	127	A	BYU	2 9	127	A	BYU	2 1
49	A	Washington	5 1	73	A	Washington St.	1 19	127	A	BYU	1 4	127	H	BYU	5 2
				73	A	Washington St.	1 2	127	H	BYU	3 9	127	H	BYU	3 6
				73	H	Washington St.	6 8	127	H	BYU	6 4	127	H	BYU	3 2
				78	H	Utah Valley	9 7	127	H	BYU	3 6	184	A	San Jose St.	1 2
				78	H	Utah Valley	8 2	127	H	BYU	6 4	184	A	San Jose St.	9 4
				78	H	Utah Valley	2 15	184	A	San Jose St.	9 4	184	A	San Jose St.	0 3
				97	A	Sacramento St.	7 8	184	A	San Jose St.	4 3	184	A	San Jose St.	3 5
				97	A	Sacramento St.	6 9	184	A	San Jose St.	4 3	197	A	UC Davis	1 0
				97	A	Sacramento St.	5 6	197	A	UC Davis	5 2	197	A	UC Davis	4 3
								197	A	UC Davis	2 3	217	H	Saint Joseph's	1 0
								197	A	UC Davis	5 2	217	H	Saint Joseph's	8 3
								217	H	Saint Joseph's	3 2	269	H	Neb. Omaha	2 3
								269	H	Neb. Omaha	4 3	269	H	Neb. Omaha	5 2
								269	H	Neb. Omaha	4 3	277	H	Northern Colo.	1 4
								277	H	Northern Colo.	1 4	277	H	Northern Colo.	5 2
								277	H	Northern Colo.	4 3	277	H	Northern Colo.	1 0

				LAST 15 GAMES											
73	H	Washington St.	6 8	73	A	Washington St.	1 19								
49	A	Washington	0 6	73	A	Washington St.	1 2								
127	H	BYU	5 2	277	H	Northern Colo.	5 2								
127	H	BYU	1 4												
127	H	BYU	3 9												

Non-Div. I Games:		Concordia (OR)	4	1	Concordia (OR)	9	4	Saint Martin's	6	3	British Columbia	5	4	Seattle	

S
e
a
t
t
l
e

127	H	BYU	3	6
73	A	Washington St.	5	4

S
e
a
t
t
l
e

S
e
a
t
t
l
e

Average RPI Win: 146		WON-LOST	WINNING	LAST 15	STRENGTH OF		OPP. STRENGTH	TEAM	ADJ	CONF.	ADJ CONF.
Average RPI Loss: 120		RECORD	PCT. RANK	GAMES	SCHEDULE		OF SCHEDULE	RPI	RPI	RPI	RPI
DIV. I ONLY		18-22-0	.45	182	7-8-0		175	93	178	.48659	175
DIV. I NON-CONF.		6-10-0	.375	217	0-3-0		196	123	216	.46105	216
TOTALS		RPI 1-25	RPI 26-50		W-L RECORDS		RPI 51-100		RPI 101-150		RPI 150+
18-22-0		0-2-0	0-1-0		OVERALL		3-8-0		8-2-0		7-9-0
14-7-0		0-0-0	0-0-0		HOME		0-0-0		8-1-0		6-6-0
4-15-0		0-2-0	0-1-0		AWAY		3-8-0		0-1-0		1-3-0
0-0-0		0-0-0	0-0-0		NEUTRAL		0-0-0		0-0-0		0-0-0
6-10-0		0-2-0	0-1-0		NON-CONFERENCE		1-1-0		0-1-0		5-5-0
4-5-0		0-0-0	0-0-0		HOME		0-0-0		0-0-0		4-5-0
2-5-0		0-2-0	0-0-		AWAY		1-1-0		0-1-0		1-0-0
0-0-0		0-0-0	0-0-0		NEUTRAL		0-0-0		0-0-0		0-0-0
12-12-0		0-0-0	0-0-0		CONFERENCE		2-7-0		8-1-0		2-4-0
10-2-0		0-0-0	0-0-0		HOME		0-0-0		8-1-0		2-1-0
2-10-0		0-0-0	0-0-0		AWAY		2-7-0		0-0-0		0-3-0
0-0-0		0-0-0	0-0-0		NEUTRAL		0-0-0		0-0-0		0-0-0
RPI S	Opponent	Score	RPI S	Opponent	Score	RPI S	Opponent	Score	RPI S	Opponent	Score
22 A	Ole Miss	0 4	42 A	Texas	2 4	52 A	Texas St.	1 2	124 H	Lamar	10 0
22 A	Ole Miss	1 2				52 A	Texas St.	3 5	124 H	Lamar	1 0
						52 A	Texas St.	5 14	124 H	Lamar	2 0
						54 A	Southeastern La.	4 5	126 A	Oral Roberts	1 3
						54 A	Southeastern La.	4 3	142 H	UTSA	12 1
						54 A	Southeastern La.	8 4	142 H	UTSA	2 10
						64 A	Texas-Arlington	8 9	142 H	UTSA	8 4
						64 A	Texas-Arlington	1 11	146 H	Nicholls St.	13 1
						64 A	Texas-Arlington	8 13	146 H	Nicholls St.	12 7
						87 A	Missouri	8 2	146 H	Nicholls St.	5 0
						87 A	Missouri	7 12	165 H	SIU Edwardsville	11 4
									165 H	SIU Edwardsville	10 4
									165 H	SIU Edwardsville	9 2
									176 H	Murray St.	16 6
									176 H	Murray St.	5 6
									176 H	Murray St.	4 5
									189 H	A&M-Corpus Christi	2 13
									189 H	A&M-Corpus Christi	5 3
									189 H	A&M-Corpus Christi	9 3
									206 A	McNeese St.	2 6
									206 A	McNeese St.	5 6
									206 A	McNeese St.	5 7
									213 H	Creighton	3 7
									213 H	Creighton	1 5
									213 H	Creighton	3 4
									291 A	Mississippi Val.	12 7
LAST 15 GAMES											
			142 H	UTSA	2 10		146 H	Nicholls St.	5 0		
			142 H	UTSA	12 1		146 H	Nicholls St.	12 7		
			142 H	UTSA	8 4		146 H	Nicholls St.	13 1		
			42 A	Texas	2 4						
			52 A	Texas St.	5 14						

Non-Div. I Games:

Central Ark.

52 A Texas St.	1	2
52 A Texas St.	3	5

C
e
n
t
r
a
l
A
r
k
.

C
e
n
t
r
a
l
A
r
k
.

Average RPI Win: 178		WON-LOST RECORD		WINNING PCT. RANK		LAST 15 GAMES		STRENGTH OF SCHEDULE		OPP. STRENGTH OF SCHEDULE		TEAM RPI		ADJ RPI		CONF. RPI		ADJ CONF. RPI					
DIV. I ONLY		19-24-0		.44186 189		7-8-0		146		178		180		.48605 176		20		20					
DIV. I NON-CONF.		12-13-0		.48 149		1-2-0		42		139		104		.52379 106		19		19					
TOTALS		RPI 1-25		RPI 26-50		W-L RECORDS		RPI 51-100		RPI 101-150		RPI 150+											
19-24-0		0-4-0		0-0-0		OVERALL		3-3-0		2-3-0		14-14-0											
12-11-0		0-3-0		0-0-0		HOME		1-1-0		1-1-0		10-6-0											
7-13-0		0-1-0		0-0-0		AWAY		2-2-0		1-2-0		4-8-0											
0-0-0		0-0-0		0-0-0		NEUTRAL		0-0-0		0-0-0		0-0-0											
12-13-0		0-4-0		0-0-0		NON-CONFERENCE		3-3-0		2-3-0		7-3-0											
7-7-0		0-3-0		0-0-0		HOME		1-1-0		1-1-0		5-2-0											
5-6-0		0-1-0		0-0-		AWAY		2-2-0		1-2-0		2-1-0											
0-0-0		0-0-0		0-0-0		NEUTRAL		0-0-0		0-0-0		0-0-0											
7-11-0		0-0-0		0-0-0		CONFERENCE		0-0-0		0-0-0		7-11-0											
5-4-0		0-0-0		0-0-0		HOME		0-0-0		0-0-0		5-4-0											
2-7-0		0-0-0		0-0-0		AWAY		0-0-0		0-0-0		2-7-0											
0-0-0		0-0-0		0-0-0		NEUTRAL		0-0-0		0-0-0		0-0-0											
RPI	S	Opponent		Score		RPI	S	Opponent		Score		RPI	S	Opponent		Score		RPI	S	Opponent		Score	
5	H	Purdue		2	5					60	A	Belmont		2	3	111	A	Southern Ill.		7	2		
5	H	Purdue		1	22					60	H	Belmont		11	5	111	H	Southern Ill.		10	13		
5	H	Purdue		2	13					86	H	Memphis		4	10	118	A	Evansville		2	13		
10	A	Kentucky		1	2					98	A	Southern Miss.		6	4	118	H	Evansville		3	1		
										98	A	Southern Miss.		11	6	141	A	Arkansas St.		3	11		
										98	A	Southern Miss.		7	9	152	A	Austin Peay		12	13		
																152	A	Austin Peay		13	7		
																152	A	Austin Peay		8	9		
																156	H	Valparaiso		2	5		
																156	H	Valparaiso		2	1		
																156	H	Valparaiso		4	7		
																165	H	SIU Edwardsville		6	8		
																165	H	SIU Edwardsville		16	10		
																165	H	SIU Edwardsville		11	5		
																175	A	Central Ark.		6	16		
																175	A	Central Ark.		5	4		
																175	A	Central Ark.		6	5		
																181	H	Morehead St.		10	11		
																181	H	Morehead St.		4	5		
																181	H	Morehead St.		13	9		
																183	H	Western Ky.		10	2		
																192	A	Jacksonville St.		5	4		
																192	A	Jacksonville St.		2	7		
																192	A	Jacksonville St.		1	5		
																227	A	Tennessee Tech		1	6		
																227	A	Tennessee Tech		7	8		
																227	A	Tennessee Tech		11	12		
LAST 15 GAMES																							
165 H SIU Edwardsville 16 10						86 H Memphis 4 10						192 A Jacksonville St. 2 7											
165 H SIU Edwardsville 6 8						152 A Austin Peay 12 13						192 A Jacksonville St. 1 5											
165 H SIU Edwardsville 11 5						152 A Austin Peay 8 9						227 A Tennessee Tech 1 6											
118 A Evansville 2 13												227 A Tennessee Tech 7 8											
192 A Jacksonville St. 2 7												227 A Tennessee Tech 11 12											

Non-Div. I Games: Mid-Continent 10 6 Mid-Continent 11 1

Murray St.

Murray St.

192 A Jacksonville St.	1	5
192 A Jacksonville St.	5	4

Through Games Of Sunday, April 29

RPI	S	Opponent	Score	
266	H	UT Martin	3	4
266	H	UT Martin	7	0
266	H	UT Martin	4	2
272	H	South Dakota St.	3	2
272	H	South Dakota St.	6	1
272	H	South Dakota St.	12	4

Murray St.

M
u
r
r
a
y
S
t
.

M
u
r
r
a
y
S
t
.

Average RPI Win: 228		WON-LOST RECORD		WINNING PCT. RANK		LAST 15 GAMES		STRENGTH OF SCHEDULE		OPP. STRENGTH OF SCHEDULE		TEAM RPI		ADJ RPI		CONF. RPI		ADJ CONF. RPI	
DIV. I ONLY		27-18-0		.6 72		10-5-0		267		182		181		.48599 177		32		32	
DIV. I NON-CONF.		11-14-0		.44 181		1-4-0		55		24		121		.51619 124		32		32	
TOTALS		RPI 1-25		RPI 26-50		W-L RECORDS		RPI 51-100		RPI 101-150		RPI 150+							
27-18-0		0-4-0		0-2-0		OVERALL		2-3-0		4-3-0		21-6-0							
16-6-0		0-1-0		0-1-0		HOME		0-1-0		1-0-0		15-3-0							
11-12-0		0-3-0		0-1-0		AWAY		2-2-0		3-3-0		6-3-0							
0-0-0		0-0-0		0-0-0		NEUTRAL		0-0-0		0-0-0		0-0-0							
11-14-0		0-4-0		0-2-0		NON-CONFERENCE		2-3-0		4-3-0		5-2-0							
5-5-0		0-1-0		0-1-0		HOME		0-1-0		1-0-0		4-2-0							
6-9-0		0-3-0		0-0-		AWAY		2-2-0		3-3-0		1-0-0							
0-0-0		0-0-0		0-0-0		NEUTRAL		0-0-0		0-0-0		0-0-0							
16-4-0		0-0-0		0-0-0		CONFERENCE		0-0-0		0-0-0		16-4-0							
11-1-0		0-0-0		0-0-0		HOME		0-0-0		0-0-0		11-1-0							
5-3-0		0-0-0		0-0-0		AWAY		0-0-0		0-0-0		5-3-0							
0-0-0		0-0-0		0-0-0		NEUTRAL		0-0-0		0-0-0		0-0-0							
RPI S	Opponent	Score		RPI S	Opponent	Score		RPI S	Opponent	Score		RPI S	Opponent	Score					
2 A	Florida	6	8	50 A	Stetson	8	9	82 A	South Fla.	5	8	102 A	North Florida	4	2				
2 A	Florida	1	10	50 H	Stetson	1	7	82 A	South Fla.	7	3	102 A	North Florida	2	4				
20 A	UCF	2	6					82 A	South Fla.	2	0	102 H	North Florida	5	2				
20 H	UCF	4	8					82 H	South Fla.	3	4	107 A	Fla. Gulf Coast	3	1				
								90 A	Ga. Southern	6	8	107 A	Fla. Gulf Coast	8	6				
												107 A	Fla. Gulf Coast	3	7				
												121 A	FIU	2	6				
												160 H	Troy	3	2				
												160 H	Troy	3	26				
												160 H	Troy	6	7				
												208 A	Jacksonville	6	0				
												228 H	Harvard	6	4				
												228 H	Harvard	8	7				
												228 H	Harvard	11	2				
												276 A	N.C. A&T	3	1				
												276 A	N.C. A&T	15	13				
												276 A	N.C. A&T	7	5				
												276 H	N.C. A&T	3	5				
												276 H	N.C. A&T	6	2				
												276 H	N.C. A&T	7	5				
												282 A	N.C. Central	5	4				
												282 A	N.C. Central	3	4				
												282 H	N.C. Central	3	0				
												282 H	N.C. Central	5	4				
												282 H	N.C. Central	11	10				
												286 H	Savannah St.	2	1				
												286 H	Savannah St.	10	1				

Non-Div. I Games:

Bethune-Cookman

282 A N.C. Central	3	4
282 A N.C. Central	5	4

RPI	S	Opponent	Score	
286	H	Savannah St.	9	8
287	A	Florida A&M	6	3
287	A	Florida A&M	4	5
287	A	Florida A&M	2	3
287	H	Florida A&M	11	1
287	H	Florida A&M	8	1
287	H	Florida A&M	10	0

Bethune-Cookman

B
e
t
h
u
n
e
-
C
o
o
k
m
a
n

B
e
t
h
u
n
e
-
C
o
o
k
m
a
n

T
O
W
S
O
N

Towson					Through Games Of Sunday, April 29										
Average RPI Win: 182		WON-LOST RECORD	WINNING PCT. RANK	LAST 15 GAMES	STRENGTH OF SCHEDULE	OPP. STRENGTH OF SCHEDULE	TEAM RPI	ADJ RPI	CONF. RPI	ADJ CONF. RPI					
Average RPI Loss: 134															
DIV. I ONLY		20-25-0	.44444	187	6-9-0	152	168	182	.48494	178	17	18			
DIV. I NON-CONF.		10-14-0	.41667	200	4-4-0	159	171	194	.47939	194	18	18			

TOTALS		RPI 1-25		RPI 26-50		W-L RECORDS		RPI 51-100		RPI 101-150		RPI 150+			
20-25-0		0-2-0		1-4-0		OVERALL		1-4-0		4-0-0		14-15-0			
12-6-0		0-0-0		0-1-0		HOME		0-0-0		3-0-0		9-5-0			
8-17-0		0-2-0		1-3-0		AWAY		1-2-0		1-0-0		5-10-0			
0-2-0		0-0-0		0-0-0		NEUTRAL		0-2-0		0-0-0		0-0-0			
10-14-0		0-2-0		1-4-0		NON-CONFERENCE		0-2-0		1-0-0		8-6-0			
6-3-0		0-0-0		0-1-0		HOME		0-0-0		0-0-0		6-2-0			
4-9-0		0-2-0		1-0-		AWAY		0-0-0		1-0-0		2-4-0			
0-2-0		0-0-0		0-0-0		NEUTRAL		0-2-0		0-0-0		0-0-0			
10-11-0		0-0-0		0-0-0		CONFERENCE		1-2-0		3-0-0		6-9-0			
6-3-0		0-0-0		0-0-0		HOME		0-0-0		3-0-0		3-3-0			
4-8-0		0-0-0		0-0-0		AWAY		1-2-0		0-0-0		3-6-0			
0-0-0		0-0-0		0-0-0		NEUTRAL		0-0-0		0-0-0		0-0-0			
RPI S	Opponent	Score		RPI S	Opponent	Score		RPI S	Opponent	Score		RPI S	Opponent	Score	
19 A	Virginia	5	19	39 A	Maryland	1	2	76 N	Liberty	3	12	103 H	George Mason	11	3
19 A	Virginia	0	8	39 H	Maryland	1	9	76 N	Liberty	0	8	103 H	George Mason	6	1
				43 A	Elon	9	0	92 A	VCU	3	2	103 H	George Mason	8	4
				43 A	Elon	9	17	92 A	VCU	8	9	123 A	Citadel	6	5
				43 A	Elon	2	6	92 A	VCU	3	6	151 A	La.-Lafayette	5	6
												151 A	La.-Lafayette	1	11
												151 A	La.-Lafayette	2	6
												158 A	William & Mary	2	1
												158 A	William & Mary	2	8
												158 A	William & Mary	2	19
												170 H	Georgia St.	11	1
												170 H	Georgia St.	5	14
												170 H	Georgia St.	5	8
												190 A	Delaware	3	2
												190 A	Delaware	1	2
												190 A	Delaware	6	1
												200 A	Northeastern	0	2
												200 A	Northeastern	1	10
												200 A	Northeastern	4	5
												205 H	Central Conn. St.	9	2
												205 H	Central Conn. St.	6	0
												209 H	Old Dominion	14	10
												209 H	Old Dominion	0	7
												209 H	Old Dominion	4	3
												216 A	George Washington	1	9
												216 H	George Washington	4	8
												229 A	Delaware St.	9	2

				LAST 15 GAMES											
				200 A Northeastern 0 2				170 H Georgia St. 5 8				209 H Old Dominion 0 7			
				200 A Northeastern 4 5				290 H Mt. St. Mary's 10 5				209 H Old Dominion 4 3			
				200 A Northeastern 1 10				43 A Elon 2 6				216 A George Washington 1 9			
				39 A Maryland 1 2								216 H George Washington 4 8			
				39 H Maryland 1 9								229 A Delaware St. 9 2			

T
O
W
S
O
N

Non-Div. I Games:

Towson

170	H	Georgia St.	5	14
170	H	Georgia St.	11	1

RPI	S	Opponent	Score	
229	H	Delaware St.	8	6
247	H	Bucknell	10	8
252	A	Navy	9	2
268	H	Buffalo	6	8
284	H	UMBC	11	0
290	H	Mt. St. Mary's	10	5

Towson

T
O
W
S
O
N

T
O
W
S
O
N

Average RPI Win:	183	WON-LOST	WINNING	LAST 15	STRENGTH OF	OPP. STRENGTH	TEAM	ADJ	CONF.	ADJ CONF.			
Average RPI Loss:	140	RECORD	PCT. RANK	GAMES	SCHEDULE	OF SCHEDULE	RPI	RPI	RPI	RPI			
DIV. I ONLY		17-23-0	.425	205	6-7-0	126	212	185	.48485	179	20	20	
DIV. I NON-CONF.		8-15-0	.34783	236	0-3-0	57	230	190	.48196	186	19	19	
<hr/>													
TOTALS	RPI 1-25	RPI 26-50		W-L RECORDS		RPI 51-100		RPI 101-150		RPI 150+			
17-23-0	0-0-0	1-0-0		OVERALL		1-9-0		4-3-0		11-11-0			
5-4-0	0-0-0	0-0-0		HOME		0-0-0		1-0-0		4-4-0			
9-15-0	0-0-0	1-0-0		AWAY		1-8-0		3-3-0		4-4-0			
3-4-0	0-0-0	0-0-0		NEUTRAL		0-1-0		0-0-0		3-3-0			
<hr/>													
8-15-0	0-0-0	1-0-0		NON-CONFERENCE		1-9-0		3-1-0		3-5-0			
1-0-0	0-0-0	0-0-0		HOME		0-0-0		1-0-0		0-0-0			
4-11-0	0-0-0	1-0-		AWAY		1-8-0		2-1-0		0-2-0			
3-4-0	0-0-0	0-0-0		NEUTRAL		0-1-0		0-0-0		3-3-0			
<hr/>													
9-8-0	0-0-0	0-0-0		CONFERENCE		0-0-0		1-2-0		8-6-0			
4-4-0	0-0-0	0-0-0		HOME		0-0-0		0-0-0		4-4-0			
5-4-0	0-0-0	0-0-0		AWAY		0-0-0		1-2-0		4-2-0			
0-0-0	0-0-0	0-0-0		NEUTRAL		0-0-0		0-0-0		0-0-0			
<hr/>													
RPI	S	Opponent	Score	RPI	S	Opponent	Score	RPI	S	Opponent	Score		
				35	A	Louisville	3 2	54	A	Southeastern La.	0 1		
								54	A	Southeastern La.	1 10		
								54	A	Southeastern La.	3 4		
								57	A	Illinois	3 10		
								57	N	Illinois	2 5		
								61	A	Indiana St.	0 10		
								71	A	Illinois St.	1 9		
								82	A	South Fla.	1 5		
								82	A	South Fla.	3 0		
								82	A	South Fla.	0 4		
										111	A	Southern Ill.	5 1
										118	A	Evansville	9 3
										118	A	Evansville	1 5
										138	A	Eastern Ky.	4 5
										138	A	Eastern Ky.	2 9
										138	A	Eastern Ky.	9 7
										150	H	Saint Louis	13 6
										152	H	Austin Peay	2 1
										152	H	Austin Peay	7 8
										165	A	SIU Edwardsville	1 2
										165	A	SIU Edwardsville	6 3
										165	A	SIU Edwardsville	0 2
										181	H	Morehead St.	2 13
										181	H	Morehead St.	13 8
										181	H	Morehead St.	3 6
										211	A	Jackson St.	1 2
										215	N	Iowa	1 2
										227	A	Tennessee Tech	9 8
										227	A	Tennessee Tech	9 3
										227	A	Tennessee Tech	7 6
										232	H	Southeast Mo. St.	10 0
										232	H	Southeast Mo. St.	5 1
										232	H	Southeast Mo. St.	5 12
										241	N	Northwestern	0 1
										247	N	Bucknell	6 5
										252	N	Navy	6 9
										259	A	Western Ill.	1 11
Non-Div. I Games:				Benedictine-Sprngfld	7 6	Illinois Col.	10 3	Eastern Ill.					

Eastern Ill.

181 H Morehead St.	2	13
181 H Morehead St.	3	6

Through Games Of Sunday, April 29

RPI	S	Opponent	Score	
288	N	IPFW	8	2
291	N	Mississippi Val.	11	2

Eastern Ill.

E
a
s
t
e
r
n
I
l
l
.

E
a
s
t
e
r
n
I
l
l
.

Average RPI Win:		181	WON-LOST RECORD		WINNING PCT. RANK		LAST 15 GAMES		STRENGTH OF SCHEDULE		OPP. STRENGTH OF SCHEDULE		TEAM RPI		ADJ RPI		CONF. RPI		ADJ CONF. RPI		
DIV. I ONLY			17-27-0		.38636	231	5-10-0		77		171		171		.48484		180	14		14	
DIV. I NON-CONF.			12-14-0		.46154	162	1-1-0		122		195		154		.49472		161	15		15	
TOTALS		RPI 1-25		RPI 26-50		W-L RECORDS		RPI 51-100		RPI 101-150		RPI 150+									
17-27-0		1-2-0		0-3-0		OVERALL		2-13-0		1-2-0		13-7-0									
10-8-0		0-0-0		0-0-0		HOME		0-3-0		0-0-0		10-5-0									
2-12-0		0-1-0		0-2-0		AWAY		1-8-0		0-1-0		1-0-0									
5-7-0		1-1-0		0-1-0		NEUTRAL		1-2-0		1-1-0		2-2-0									
12-14-0		1-2-0		0-3-0		NON-CONFERENCE		1-2-0		1-2-0		9-5-0									
6-3-0		0-0-0		0-0-0		HOME		0-0-0		0-0-0		6-3-0									
1-4-0		0-1-0		0-0-		AWAY		0-0-0		0-1-0		1-0-0									
5-7-0		1-1-0		0-1-0		NEUTRAL		1-2-0		1-1-0		2-2-0									
5-13-0		0-0-0		0-0-0		CONFERENCE		1-11-0		0-0-0		4-2-0									
4-5-0		0-0-0		0-0-0		HOME		0-3-0		0-0-0		4-2-0									
1-8-0		0-0-0		0-0-0		AWAY		1-8-0		0-0-0		0-0-0									
0-0-0		0-0-0		0-0-0		NEUTRAL		0-0-0		0-0-0		0-0-0									
RPI	S	Opponent		Score		RPI	S	Opponent		Score		RPI	S	Opponent		Score					
14	N	North Carolina St.		0	16	29	A	Oregon St.		0	11	57	N	Illinois		3	14				
15	A	Oregon		0	12	32	N	Virginia Tech		4	7	58	N	Oklahoma		2	5				
21	N	New Mexico St.		10	4	39	A	Maryland		0	3	69	A	St. John's (NY)		3	1				
												69	A	St. John's (NY)		6	14				
												69	A	St. John's (NY)		6	7				
												77	H	Connecticut		1	8				
												77	H	Connecticut		7	10				
												77	H	Connecticut		4	15				
												79	A	Rutgers		2	3				
												79	A	Rutgers		1	3				
												79	A	Rutgers		4	8				
												80	N	Nebraska		4	1				
												95	A	Seton Hall		9	11				
												95	A	Seton Hall		4	9				
												95	A	Seton Hall		1	3				
												</									

Non-Div. I Games:

West Virginia

204	H	Pittsburgh	8	4
267	A	Akron	17	6

W
e
s
t
V
i
r
g
i
n
i
a

W
e
s
t
V
i
r
g
i
n
i
a

Average RPI Win:		196	WON-LOST		WINNING		LAST 15		STRENGTH OF		OPP. STRENGTH		TEAM		ADJ		CONF.		ADJ CONF.		
Average RPI Loss:		167	RECORD		PCT. RANK		GAMES		SCHEDULE		OF SCHEDULE		RPI		RPI		RPI		RPI		
DIV. I ONLY			21-19-0		.525 132		7-6-0		207		203		173		.48434 181		20		20		
DIV. I NON-CONF.			12-10-0		.54545 117		1-0-0		161		259		140		.50031 148		19		19		
TOTALS		RPI 1-25		RPI 26-50		W-L RECORDS		RPI 51-100		RPI 101-150		RPI 150+									
21-19-0		0-1-0		0-0-0		OVERALL		0-0-0		1-6-0		20-12-0									
9-9-0		0-0-0		0-0-0		HOME		0-0-0		0-3-0		9-6-0									
11-10-0		0-1-0		0-0-0		AWAY		0-0-0		1-3-0		10-6-0									
1-0-0		0-0-0		0-0-0		NEUTRAL		0-0-0		0-0-0		1-0-0									
12-10-0		0-1-0		0-0-0		NON-CONFERENCE		0-0-0		1-3-0		11-6-0									
6-3-0		0-0-0		0-0-0		HOME		0-0-0		0-0-0		6-3-0									
5-7-0		0-1-0		0-0-		AWAY		0-0-0		1-3-0		4-3-0									
1-0-0		0-0-0		0-0-0		NEUTRAL		0-0-0		0-0-0		1-0-0									
9-9-0		0-0-0		0-0-0		CONFERENCE		0-0-0		0-3-0		9-6-0									
3-6-0		0-0-0		0-0-0		HOME		0-0-0		0-3-0		3-3-0									
6-3-0		0-0-0		0-0-0		AWAY		0-0-0		0-0-0		6-3-0									
0-0-0		0-0-0		0-0-0		NEUTRAL		0-0-0		0-0-0		0-0-0									
RPI	S	Opponent		Score		RPI	S	Opponent		Score		RPI	S	Opponent		Score					
10	A	Kentucky		2	3							106	A	Mercer		6	22				
												106	A	Mercer		9	8				
												106	A	Mercer		1	2				
												106	A	Mercer		0	10				
												138	H	Eastern Ky.		3	4				
												138	H	Eastern Ky.		1	9				
												138	H	Eastern Ky.		4	6				
												165	A	SIU Edwardsville		3	2				
												165	A	SIU Edwardsville		1	2				
												165	A	SIU Edwardsville		12	4				
												171	A	UNC Asheville		7	5				
												171	A	UNC Asheville		0	13				
												171	A	UNC Asheville		4	3				
												176	A	Murray St.		9	13				
												176	A	Murray St.		11	10				
												176	A	Murray St.		5	4				
												179	A	Eastern Ill.		8	13				
												179	A	Eastern Ill.		13	2				
												179	A	Eastern Ill.		6	3				
												180	N	West Virginia		7	5				
												188	A	Miami (OH)		15	2				
												188	A	Miami (OH)		5	6				
												188	A	Miami (OH)		1	3				
												192	H	Jacksonville St.		3	8				
												192	H	Jacksonville St.		3	2				
												192	H	Jacksonville St.		4	10				
												211	H	Jackson St.		5	4				
Non-Div. I Games:		Georgetown (KY)		7	3	St. Catharine		18	9	Berea		12	10	Morehead St.							

179	A	Eastern Ill.	6	3
218	A	Marshall	7	2

RPI	S	Opponent	Score	
211	H	Jackson St.	7	6
211	H	Jackson St.	12	4
211	H	Jackson St.	0	16
218	A	Marshall	7	2
218	H	Marshall	11	8
232	H	Southeast Mo. St.	7	2
232	H	Southeast Mo. St.	16	14
232	H	Southeast Mo. St.	4	9
268	H	Buffalo	11	18
268	H	Buffalo	8	7
268	H	Buffalo	3	6
268	H	Buffalo	12	11

M
o
r
e
h
e
a
d
s
t
.

M
o
r
e
h
e
a
d
s
t
.

Average RPI Win:		201	WON-LOST		WINNING		LAST 15		STRENGTH OF		OPP. STRENGTH		TEAM		ADJ		CONF.		ADJ CONF.							
Average RPI Loss:		125	RECORD		PCT. RANK		GAMES		SCHEDULE		OF SCHEDULE		RPI		RPI		RPI		RPI							
DIV. I ONLY			20-23-0		.46512	171	6-9-0		176		161		183		.48429	182	21		21							
DIV. I NON-CONF.			12-14-0		.46154	162	0-4-0		129		158		153		.49793	154	22		22							
TOTALS		RPI 1-25		RPI 26-50		W-L RECORDS		RPI 51-100		RPI 101-150		RPI 150+														
20-23-0		0-1-0		0-4-0		OVERALL		2-3-0		1-6-0		17-9-0														
11-13-0		0-0-0		0-4-0		HOME		1-0-0		0-3-0		10-6-0														
9-10-0		0-1-0		0-0-0		AWAY		1-3-0		1-3-0		7-3-0														
0-0-0		0-0-0		0-0-0		NEUTRAL		0-0-0		0-0-0		0-0-0														
12-14-0		0-1-0		0-4-0		NON-CONFERENCE		2-3-0		0-4-0		10-2-0														
10-9-0		0-0-0		0-4-0		HOME		1-0-0		0-3-0		9-2-0														
2-5-0		0-1-0		0-0-		AWAY		1-3-0		0-1-0		1-0-0														
0-0-0		0-0-0		0-0-0		NEUTRAL		0-0-0		0-0-0		0-0-0														
8-9-0		0-0-0		0-0-0		CONFERENCE		0-0-0		1-2-0		7-7-0														
1-4-0		0-0-0		0-0-0		HOME		0-0-0		0-0-0		1-4-0														
7-5-0		0-0-0		0-0-0		AWAY		0-0-0		1-2-0		6-3-0														
0-0-0		0-0-0		0-0-0		NEUTRAL		0-0-0		0-0-0		0-0-0														
RPI	S	Opponent		Score		RPI	S	Opponent		Score		RPI	S	Opponent		Score										
14	A	North Carolina St.		3	6	34	H	Dallas Baptist		0	3	73	A	S.C. Upstate		12	6	101	A	Rhode Island		1	5			
						34	H	Dallas Baptist		4	6	73	H	S.C. Upstate		11	0	101	A	Rhode Island		2	5			
						34	H	Dallas Baptist		3	8	87	A	Missouri		3	5	101	A	Rhode Island		6	3			
						37	H	Wake Forest		7	12	87	A	Missouri		4	10	108	A	High Point		5	12			
												87	A	Missouri		2	3	108	H	High Point		5	9			
																		114	H	Duke		5	12			
																		140	H	Holy Cross		1	5			
																		154	A	Xavier		6	12			
																		154	A	Xavier		6	5			
																		154	A	Xavier		4	5			
																		172	H	Toledo		5	6			
																		172	H	Toledo		8	4			
																		172	H	Toledo		3	2			
																		193	A	Winthrop		7	1			
																		193	H	Winthrop		7	4			
																		196	H	Dayton		7	8			
																		196	H	Dayton		2	3			
																		196	H	Dayton		4	9			
																		216	A	George Washington		8	2			
																		216	A	George Washington		15	3			
																		216	A	George Washington		9	5			
						LAST 15 GAMES																				
						216 A George Washington					15	3	256 A Temple					3	2	217 H Saint Joseph's					7	2
						216 A George Washington					8	2	256 A Temple					4	6	250 H Saint Peter's					10	0
						216 A George Washington					9	5	256 A Temple					10	1	250 H Saint Peter's					5	2
						14 A North Carolina St.					3	6								250 H Saint Peter's					4	1
						114 H Duke					5	12								254 H Wagner					11	0

217	H	Saint Joseph's	7	2
217	H	Saint Joseph's	7	8

RPI	S	Opponent	Score	
254	H	Wagner	7	3
254	H	Wagner	4	11
254	H	Wagner	7	4
256	A	Temple	4	6
256	A	Temple	10	1
256	A	Temple	3	2

Charlotte

C
h
a
r
l
o
t
t
e

C
h
a
r
l
o
t
t
e

Average RPI Win: 165		WON-LOST	WINNING	LAST 15	STRENGTH OF		OPP. STRENGTH	TEAM	ADJ	CONF.	ADJ CONF.
Average RPI Loss: 128		RECORD	PCT. RANK	GAMES	SCHEDULE		OF SCHEDULE	RPI	RPI	RPI	RPI
DIV. I ONLY		18-26-0	.40909	219	6-9-0		112	179	184	.48285	183
DIV. I NON-CONF.		9-14-0	.3913	211	1-2-0		95	186	181	.48385	185
TOTALS		RPI 1-25	RPI 26-50		W-L RECORDS		RPI 51-100		RPI 101-150		RPI 150+
18-26-0		0-1-0	0-1-0		OVERALL		0-3-0		8-13-0		10-8-0
13-15-0		0-0-0	0-0-0		HOME		0-1-0		5-9-0		8-5-0
5-11-0		0-1-0	0-1-0		AWAY		0-2-0		3-4-0		2-3-0
0-0-0		0-0-0	0-0-0		NEUTRAL		0-0-0		0-0-0		0-0-0
9-14-0		0-1-0	0-1-0		NON-CONFERENCE		0-3-0		4-5-0		5-4-0
7-9-0		0-0-0	0-0-0		HOME		0-1-0		3-5-0		4-3-0
2-5-0		0-1-0	0-0-		AWAY		0-2-0		1-0-0		1-1-0
0-0-0		0-0-0	0-0-0		NEUTRAL		0-0-0		0-0-0		0-0-0
9-12-0		0-0-0	0-0-0		CONFERENCE		0-0-0		4-8-0		5-4-0
6-6-0		0-0-0	0-0-0		HOME		0-0-0		2-4-0		4-2-0
3-6-0		0-0-0	0-0-0		AWAY		0-0-0		2-4-0		1-2-0
0-0-0		0-0-0	0-0-0		NEUTRAL		0-0-0		0-0-0		0-0-0
RPI S	Opponent	Score		RPI S	Opponent	Score		RPI S	Opponent	Score	
10 A	Kentucky	4	7	35 A	Louisville	2	9	60 A	Belmont	0	7
								60 H	Belmont	5	6
								96 A	Tennessee	7	8
								109 A	Lipscomb	4	3
								109 H	Lipscomb	6	7
								111 H	Southern Ill.	3	10
								111 H	Southern Ill.	3	8
								111 H	Southern Ill.	10	9
								118 H	Evansville	2	7
								121 H	FIU	5	6
								121 H	FIU	3	5
								121 H	FIU	9	4
								122 H	La.-Monroe	7	6
								122 H	La.-Monroe	6	7
								122 H	La.-Monroe	6	14
								132 H	Kent St.	5	2
								132 H	Kent St.	3	13
								132 H	Kent St.	2	1
								141 A	Arkansas St.	0	5
								141 A	Arkansas St.	8	3
								141 A	Arkansas St.	3	6
								144 A	Middle Tenn.	1	9
								144 A	Middle Tenn.	9	2
								144 A	Middle Tenn.	2	7
								151 A	La.-Lafayette	6	2
								151 A	La.-Lafayette	1	2
								151 A	La.-Lafayette	0	1
								152 A	Austin Peay	12	8
								160 H	Troy	6	5
								160 H	Troy	9	4
LAST 15 GAMES				122 H	La.-Monroe	6	7	109 A	Lipscomb	4	3
				122 H	La.-Monroe	7	6	60 A	Belmont	0	7
				122 H	La.-Monroe	6	14	141 A	Arkansas St.	3	6
				109 H	Lipscomb	6	7				
				160 H	Troy	6	5				

Non-Div. I Games:

Western Ky.

Western Ky.

160 H Troy	9	4
160 H Troy	3	13

Through Games Of Sunday, April 29

RPI	S	Opponent	Score	
160	H	Troy	3	13
172	H	Toledo	2	5
172	H	Toledo	9	3
172	H	Toledo	6	7
176	A	Murray St.	2	10
199	H	UALR	8	7
199	H	UALR	5	1
199	H	UALR	1	3
255	H	Butler	13	1
259	H	Western Ill.	9	4
259	H	Western Ill.	7	2
259	H	Western Ill.	1	11

Western Ky.

W
e
s
t
e
r
n
K
y
.

W
e
s
t
e
r
n
K
y
.

Average RPI Win: 158		WON-LOST	WINNING	LAST 15	STRENGTH OF		OPP. STRENGTH	TEAM	ADJ	CONF.	ADJ CONF.				
Average RPI Loss: 147		RECORD	PCT. RANK	GAMES	SCHEDULE		OF SCHEDULE	RPI	RPI	RPI	RPI				
DIV. I ONLY		20-17-0	.54054	127	9-5-0		239	116	175	.48199	184	9	9		
DIV. I NON-CONF.		15-13-0	.53571	127	4-1-0		275	124	205	.46609	210	9	9		
TOTALS		RPI 1-25	RPI 26-50		W-L RECORDS		RPI 51-100		RPI 101-150		RPI 150+				
20-17-0		1-0-0	0-0-0		OVERALL		3-4-0		7-7-0		9-6-0				
11-13-0		0-0-0	0-0-0		HOME		2-4-0		2-5-0		7-4-0				
9-4-0		1-0-0	0-0-0		AWAY		1-0-0		5-2-0		2-2-0				
0-0-0		0-0-0	0-0-0		NEUTRAL		0-0-0		0-0-0		0-0-0				
15-13-0		1-0-0	0-0-0		NON-CONFERENCE		1-0-0		4-7-0		9-6-0				
9-9-0		0-0-0	0-0-0		HOME		0-0-0		2-5-0		7-4-0				
6-4-0		1-0-0	0-0-		AWAY		1-0-0		2-2-0		2-2-0				
0-0-0		0-0-0	0-0-0		NEUTRAL		0-0-0		0-0-0		0-0-0				
5-4-0		0-0-0	0-0-0		CONFERENCE		2-4-0		3-0-0		0-0-0				
2-4-0		0-0-0	0-0-0		HOME		2-4-0		0-0-0		0-0-0				
3-0-0		0-0-0	0-0-0		AWAY		0-0-0		3-0-0		0-0-0				
0-0-0		0-0-0	0-0-0		NEUTRAL		0-0-0		0-0-0		0-0-0				
RPI S	Opponent	Score		RPI S	Opponent	Score		RPI S	Opponent	Score		RPI S	Opponent	Score	
8 A	Stanford	3 2						88 A	St. Mary's (CA)	5 3		115 H	UC Santa Barbara	2 5	
								91 H	Hawaii	1 4		115 H	UC Santa Barbara	2 3	
								91 H	Hawaii	4 6		115 H	UC Santa Barbara	1 3	
								91 H	Hawaii	6 4		125 A	San Francisco	6 5	
								97 H	Sacramento St.	2 7		125 A	San Francisco	7 3	
								97 H	Sacramento St.	3 8		125 H	San Francisco	1 5	
								97 H	Sacramento St.	8 7		125 H	San Francisco	0 4	
												131 A	Santa Clara	0 4	
												131 A	Santa Clara	1 3	
												131 H	Santa Clara	6 5	
												131 H	Santa Clara	13 12	
												133 A	Fresno St.	4 3	
												133 A	Fresno St.	11 2	
												133 A	Fresno St.	4 0	
												153 H	Columbia	4 2	
												153 H	Columbia	6 1	
												174 H	Seattle	4 9	
												174 H	Seattle	2 1	
												174 H	Seattle	4 6	
												195 H	Utah	3 2	
												197 A	UC Davis	1 2	
												197 A	UC Davis	0 4	
												238 A	Pacific	3 0	
												238 A	Pacific	6 2	
												238 H	Pacific	0 7	
												271 H	Lehigh	5 2	
												271 H	Lehigh	8 4	

Non-Div. I Games: Cal St. East Bay 2 4 Fresno Pacific 5 14

San Jose St.

San Jose St.

91	H	Hawaii	4	6
8	A	Stanford	3	2

Through Games Of Sunday, April 29

RPI	S	Opponent	Score	
281	H	Brown	20	8
281	H	Brown	4	6

San Jose St.

S
a
n
J
o
s
e
S
t
.

S
a
n
J
o
s
e
S
t
.

Average RPI Win:		245	WON-LOST RECORD		WINNING PCT. RANK		LAST 15 GAMES		STRENGTH OF SCHEDULE		OPP. STRENGTH OF SCHEDULE		TEAM RPI		ADJ RPI		CONF. RPI		ADJ CONF. RPI	
DIV. I ONLY			21-14-0		.6 72		11-1-0		238		263		170		.48187 185		31		31	
DIV. I NON-CONF.			3-7-0		.3 252		1-0-0		232		10		246		.43217 248		31		31	
TOTALS		RPI 1-25		RPI 26-50		W-L RECORDS		RPI 51-100		RPI 101-150		RPI 150+								
21-14-0		0-1-0		0-0-0		OVERALL		0-1-0		2-4-0		19-8-0								
5-8-0		0-0-0		0-0-0		HOME		0-0-0		0-2-0		5-6-0								
14-5-0		0-1-0		0-0-0		AWAY		0-0-0		2-2-0		12-2-0								
2-1-0		0-0-0		0-0-0		NEUTRAL		0-1-0		0-0-0		2-0-0								
3-7-0		0-1-0		0-0-0		NON-CONFERENCE		0-1-0		2-4-0		1-1-0								
1-2-0		0-0-0		0-0-0		HOME		0-0-0		0-2-0		1-0-0								
2-4-0		0-1-0		0-0-		AWAY		0-0-0		2-2-0		0-1-0								
0-1-0		0-0-0		0-0-0		NEUTRAL		0-1-0		0-0-0		0-0-0								
18-7-0		0-0-0		0-0-0		CONFERENCE		0-0-0		0-0-0		18-7-0								
4-6-0		0-0-0		0-0-0		HOME		0-0-0		0-0-0		4-6-0								
12-1-0		0-0-0		0-0-0		AWAY		0-0-0		0-0-0		12-1-0								
2-0-0		0-0-0		0-0-0		NEUTRAL		0-0-0		0-0-0		2-0-0								
RPI	S	Opponent		Score		RPI	S	Opponent		Score		RPI	S	Opponent		Score				
7	A	LSU		5 15								146	A	Nicholls St.		3	10			
												146	H	Nicholls St.		11	14			
												148	A	Northwestern St.		3	5			
												148	A	Northwestern St.		7	4			
												148	A	Northwestern St.		5	3			
												148	H	Northwestern St.		3	9			
												151	A	La.-Lafayette		5	6			
												151	H	La.-Lafayette		3	2			
												211	A	Jackson St.		14	4			
												211	H	Jackson St.		8	2			
												251	A	Grambling		11	9			
												251	A	Grambling		9	8			
												251	A	Grambling		14	4			
												251	H	Grambling		3	4			
												251	H	Grambling		5	13			
												251	H	Grambling		1	7			
												253	N	Alabama St.		10	2			
												258	A	Prairie View		12	2			
												258	A	Prairie View		8	5			
												258	A	Prairie View		3	0			
												258	H	Prairie View		1	6			
												258	H	Prairie View		7	1			
												258	H	Prairie View		1	6			
												258	N	Prairie View		6	0			
												279	A	Texas Southern		13	6			
												279	A	Texas Southern		1	0			
												279	A	Texas Southern		11	2			
Non-Div. I Games:		New Orleans		9	4	Selma		13	3	Selma		8	3	Loyola (LA)		17	7			
		Selma		9	2	Loyola (LA)		9	5	New Orleans		4	2	Southern U.						

251	A	Grambling	9	8
251	A	Grambling	11	9

RPI	S	Opponent	Score	
279	H	Texas Southern	5	2
279	H	Texas Southern	4	2
279	H	Texas Southern	3	5
289	A	Ark.-Pine Bluff	5	2
289	A	Ark.-Pine Bluff	0	2
289	A	Ark.-Pine Bluff	13	7

Southern U.

S
o
u
t
h
e
r
n
U
.

S
o
u
t
h
e
r
n
U
.

Average RPI Win: 197		WON-LOST	WINNING	LAST 15	STRENGTH OF		OPP. STRENGTH	TEAM	ADJ	CONF.	ADJ CONF.
Average RPI Loss: 163		RECORD	PCT. RANK	GAMES	SCHEDULE		OF SCHEDULE	RPI	RPI	RPI	RPI
DIV. I ONLY		18-21-0	.46154	174	10-5-0		171	225	188	.48179	186
DIV. I NON-CONF.		9-13-0	.40909	204	4-1-0		28	201	129	.51262	129
TOTALS		RPI 1-25	RPI 26-50		W-L RECORDS		RPI 51-100		RPI 101-150		RPI 150+
18-21-0	0-2-0	1-0-0		OVERALL		1-3-0		2-5-0		14-11-0	
8-5-0	0-0-0	0-0-0		HOME		0-0-0		0-1-0		8-4-0	
9-14-0	0-2-0	1-0-0		AWAY		1-2-0		1-4-0		6-6-0	
1-2-0	0-0-0	0-0-0		NEUTRAL		0-1-0		1-0-0		0-1-0	
9-13-0	0-2-0	1-0-0		NON-CONFERENCE		1-3-0		2-5-0		5-3-0	
3-1-0	0-0-0	0-0-0		HOME		0-0-0		0-1-0		3-0-0	
5-10-0	0-2-0	1-0-		AWAY		1-2-0		1-4-0		2-2-0	
1-2-0	0-0-0	0-0-0		NEUTRAL		0-1-0		1-0-0		0-1-0	
9-8-0	0-0-0	0-0-0		CONFERENCE		0-0-0		0-0-0		9-8-0	
5-4-0	0-0-0	0-0-0		HOME		0-0-0		0-0-0		5-4-0	
4-4-0	0-0-0	0-0-0		AWAY		0-0-0		0-0-0		4-4-0	
0-0-0	0-0-0	0-0-0		NEUTRAL		0-0-0		0-0-0		0-0-0	
RPI S	Opponent	Score		RPI S	Opponent	Score		RPI S	Opponent	Score	
19 A	Virginia	2	10	36 A	Coastal Caro.	5	4	63 N	Ohio St.	2	17
19 A	Virginia	5	8					93 A	Radford	4	6
								93 A	Radford	5	6
								93 A	Radford	9	2
								104 A	Campbell	8	9
								104 A	Campbell	7	5
								104 A	Campbell	3	10
								119 A	Stony Brook	5	14
								120 H	Hofstra	7	9
								129 N	Army	6	3
								140 A	Holy Cross	7	11
								172 N	Toledo	3	9
								194 H	Manhattan	1	0
								194 H	Manhattan	4	2
								194 H	Manhattan	3	7
								201 H	Binghamton	7	4
								201 H	Binghamton	4	3
								209 A	Old Dominion	7	2
								209 A	Old Dominion	3	6
								220 A	Fordham	3	2
								222 H	Siena	3	4
								222 H	Siena	8	7
								222 H	Siena	0	1
								240 A	Rider	4	3
								240 A	Rider	6	9
								240 A	Rider	13	0
								245 A	Albany (NY)	3	10
								245 H	Albany (NY)	10	8
								250 H	Saint Peter's	4	3
								250 H	Saint Peter's	6	4
								250 H	Saint Peter's	2	5
LAST 15 GAMES				263 A	Iona	1	3	201 H	Binghamton	4	3
				263 A	Iona	7	2	201 H	Binghamton	7	4
				263 A	Iona	6	2	222 H	Siena	8	7
				129 N	Army	6	3				
				240 A	Rider	13	0				

Non-Div. I Games:

Marist

240 A Rider	4	3
240 A Rider	6	9

RPI	S	Opponent	Score	
263	A	Iona	6	2
263	A	Iona	7	2
263	A	Iona	1	3
270	A	Niagara	2	3
270	A	Niagara	6	9

Marist

M
a
r
i
s
t

M
a
r
i
s
t

[illegible]

Non-Div. I Games:

Presbyterian

219 H Charleston So.	4	7
219 H Charleston So.	2	1

RPI	S	Opponent	Score	
282	A	N.C. Central	3	1
282	A	N.C. Central	8	6

Presbyterian

P
r
e
s
b
y
t
e
r
i
a
n

P
r
e
s
b
y
t
e
r
i
a
n

Average RPI Win:	171	WON-LOST RECORD	WINNING PCT. RANK	LAST 15 GAMES	STRENGTH OF SCHEDULE	OPP. STRENGTH OF SCHEDULE	TEAM RPI	ADJ RPI	CONF. RPI	ADJ CONF. RPI				
DIV. I ONLY		22-23-0	.48889	156	7-8-0	222	139	191	.48008	188	23	23		
DIV. I NON-CONF.		15-12-0	.55556	111	3-2-0	91	72	84	.53677	81	23	23		

TOTALS	RPI 1-25	RPI 26-50		W-L RECORDS		RPI 51-100		RPI 101-150		RPI 150+				
22-23-0	1-3-0	0-0-0		OVERALL		4-4-0		1-2-0		16-14-0				
11-9-0	0-0-0	0-0-0		HOME		0-1-0		0-2-0		11-6-0				
7-12-0	1-3-0	0-0-0		AWAY		2-2-0		1-0-0		3-7-0				
4-2-0	0-0-0	0-0-0		NEUTRAL		2-1-0		0-0-0		2-1-0				
15-12-0	1-3-0	0-0-0		NON-CONFERENCE		4-4-0		1-2-0		9-3-0				
7-4-0	0-0-0	0-0-0		HOME		0-1-0		0-2-0		7-1-0				
4-6-0	1-3-0	0-0-		AWAY		2-2-0		1-0-0		0-1-0				
4-2-0	0-0-0	0-0-0		NEUTRAL		2-1-0		0-0-0		2-1-0				
7-11-0	0-0-0	0-0-0		CONFERENCE		0-0-0		0-0-0		7-11-0				
4-5-0	0-0-0	0-0-0		HOME		0-0-0		0-0-0		4-5-0				
3-6-0	0-0-0	0-0-0		AWAY		0-0-0		0-0-0		3-6-0				
0-0-0	0-0-0	0-0-0		NEUTRAL		0-0-0		0-0-0		0-0-0				
RPI	S	Opponent	Score		RPI	S	Opponent	Score		RPI	S	Opponent	Score	
17	A	Miami (FL)	3	4						110	H	Wright St.	1	2
22	A	Ole Miss	1	2						116	A	Indiana	8	7
22	A	Ole Miss	9	8						116	H	Indiana	3	6
22	A	Ole Miss	3	11						154	A	Xavier	3	8
										154	H	Xavier	1	0
										154	H	Xavier	6	3
										156	N	Villanova	5	12
										172	H	Toledo	5	3
										172	H	Toledo	11	3
										172	H	Toledo	6	7
										181	H	Morehead St.	3	1
										181	H	Morehead St.	2	15
										181	H	Morehead St.	6	5
										196	H	Dayton	13	8
										202	A	Eastern Mich.	2	4
										202	A	Eastern Mich.	9	1
										202	A	Eastern Mich.	1	3
										204	N	Pittsburgh	6	1
										221	H	Canisius	13	10
										221	H	Canisius	6	2
										233	H	Bowling Green	5	2
										233	H	Bowling Green	7	0
										233	H	Bowling Green	2	7
										236	H	Northern Ill.	11	13
										236	H	Northern Ill.	7	8
										236	H	Northern Ill.	5	7
										244	A	Ball St.	9	5

LAST 15 GAMES														
					268	A	Buffalo	6	5	233	H	Bowling Green	2	7
					268	A	Buffalo	2	4	196	H	Dayton	13	8
					268	A	Buffalo	3	9	236	H	Northern Ill.	11	13
					116	H	Indiana	3	6					
					116	A	Indiana	8	7					

Non-Div. I Games:

Miami (OH)

233	H	Bowling Green	5	2
233	H	Bowling Green	7	0

RPI	S	Opponent	Score	
244	A	Ball St.	3	4
244	A	Ball St.	6	7
249	N	Sacred Heart	8	2
268	A	Buffalo	3	9
268	A	Buffalo	2	4
268	A	Buffalo	6	5

Miami (OH)

M
i
a
m
i
(
O
H
)

M
i
a
m
i
(
O
H
)

Average RPI Win:		161	WON-LOST RECORD		WINNING PCT. RANK	LAST 15 GAMES	STRENGTH OF SCHEDULE		OPP. STRENGTH OF SCHEDULE	TEAM RPI	ADJ RPI	CONF. RPI	ADJ CONF. RPI
Average RPI Loss:		100											
DIV. I ONLY			16-26-0		.38095 237	5-9-0	122		96	186	.47972 189	13	13
DIV. I NON-CONF.			6-11-0		.35294 234	0-3-0	126		104	200	.47319 200	10	10
TOTALS		RPI 1-25	RPI 26-50		W-L RECORDS		RPI 51-100		RPI 101-150		RPI 150+		
16-26-0		0-3-0	1-6-0		OVERALL		2-6-0		6-4-0		7-7-0		
10-9-0		0-0-0	0-0-0		HOME		2-5-0		2-1-0		6-3-0		
6-17-0		0-3-0	1-6-0		AWAY		0-1-0		4-3-0		1-4-0		
0-0-0		0-0-0	0-0-0		NEUTRAL		0-0-0		0-0-0		0-0-0		
6-11-0		0-3-0	0-4-0		NON-CONFERENCE		0-1-0		1-0-0		5-3-0		
5-2-0		0-0-0	0-0-0		HOME		0-1-0		0-0-0		5-1-0		
1-9-0		0-3-0	0-0-0		AWAY		0-0-0		1-0-0		0-2-0		
0-0-0		0-0-0	0-0-0		NEUTRAL		0-0-0		0-0-0		0-0-0		
10-15-0		0-0-0	1-2-0		CONFERENCE		2-5-0		5-4-0		2-4-0		
5-7-0		0-0-0	0-0-0		HOME		2-4-0		2-1-0		1-2-0		
5-8-0		0-0-0	1-2-0		AWAY		0-1-0		3-3-0		1-2-0		
0-0-0		0-0-0	0-0-0		NEUTRAL		0-0-0		0-0-0		0-0-0		
RPI S	Opponent	Score	RPI S	Opponent	Score	RPI S	Opponent	Score	RPI S	Opponent	Score		
3 A	Baylor	2 15	34 A	Dallas Baptist	9 14	52 H	Texas St.	1 6	137 A	Houston	3 2		
3 A	Baylor	1 11	34 A	Dallas Baptist	1 5	52 H	Texas St.	4 3	142 H	UTSA	1 0		
11 A	Rice	2 7	34 A	Dallas Baptist	6 13	52 H	Texas St.	0 2	142 H	UTSA	2 7		
			42 A	Texas	2 9	54 H	Southeastern La.	4 0	142 H	UTSA	6 3		
			45 A	Sam Houston St.	5 2	54 H	Southeastern La.	11 13	146 A	Nicholls St.	1 6		
			45 A	Sam Houston St.	7 8	54 H	Southeastern La.	1 3	146 A	Nicholls St.	6 1		
			45 A	Sam Houston St.	3 6	64 A	Texas-Arlington	0 3	146 A	Nicholls St.	1 7		
						80 H	Nebraska	1 7	148 A	Northwestern St.	5 1		
									148 A	Northwestern St.	1 2		
									148 A	Northwestern St.	13 5		
									173 H	Stephen F. Austin	2 4		
									173 H	Stephen F. Austin	1 2		
									173 H	Stephen F. Austin	6 1		
									175 A	Central Ark.	3 5		
									175 A	Central Ark.	3 9		
									175 A	Central Ark.	13 2		
									195 H	Utah	7 5		
									212 H	UNLV	3 1		
									225 A	Tex.-Pan American	1 11		
									225 A	Tex.-Pan American	9 11		
									269 H	Neb. Omaha	3 2		
									269 H	Neb. Omaha	1 2		
									269 H	Neb. Omaha	3 0		
									269 H	Neb. Omaha	7 2		
				LAST 15 GAMES									
			45 A	Sam Houston St.	3 6	3 A	Baylor	2 15					
			45 A	Sam Houston St.	7 8	148 A	Northwestern St.	5 1					
			45 A	Sam Houston St.	5 2	148 A	Northwestern St.	13 5					
			173 H	Stephen F. Austin	6 1								
			173 H	Stephen F. Austin	1 2								

Non-Div. I Games: Houston-Victoria 10 8 Houston-Victoria 3 2

A&M-Corpus Christi

173	H	Stephen F. Austin	2	4
3	A	Baylor	1	11

A
&
M
-
C
o
r
p
u
s
C
h
r
i
s
t
i

A
&
M
-
C
o
r
p
u
s
C
h
r
i
s
t
i

Average RPI Win:	184	WON-LOST RECORD	WINNING PCT. RANK	LAST 15 GAMES		STRENGTH OF SCHEDULE	OPP. STRENGTH OF SCHEDULE	TEAM RPI	ADJ RPI	CONF. RPI	ADJ CONF. RPI
Average RPI Loss:	145										
DIV. I ONLY		20-22-0	.47619 162	7-8-0		195	164	187	.47851 190	17	18
DIV. I NON-CONF.		9-12-0	.42857 192	2-3-0		239	211	226	.45156 226	18	18
TOTALS	RPI 1-25	RPI 26-50		W-L RECORDS		RPI 51-100		RPI 101-150		RPI 150+	
20-22-0	0-0-0	2-3-0		OVERALL		2-2-0		2-8-0		14-9-0	
9-10-0	0-0-0	2-2-0		HOME		2-1-0		0-3-0		5-4-0	
11-12-0	0-0-0	0-1-0		AWAY		0-1-0		2-5-0		9-5-0	
0-0-0	0-0-0	0-0-0		NEUTRAL		0-0-0		0-0-0		0-0-0	
9-12-0	0-0-0	1-1-0		NON-CONFERENCE		0-1-0		2-5-0		6-5-0	
5-2-0	0-0-0	1-0-0		HOME		0-0-0		0-0-0		4-2-0	
4-10-0	0-0-0	0-0-		AWAY		0-1-0		2-5-0		2-3-0	
0-0-0	0-0-0	0-0-0		NEUTRAL		0-0-0		0-0-0		0-0-0	
11-10-0	0-0-0	1-2-0		CONFERENCE		2-1-0		0-3-0		8-4-0	
4-8-0	0-0-0	1-2-0		HOME		2-1-0		0-3-0		1-2-0	
7-2-0	0-0-0	0-0-0		AWAY		0-0-0		0-0-0		7-2-0	
0-0-0	0-0-0	0-0-0		NEUTRAL		0-0-0		0-0-0		0-0-0	
RPI S Opponent Score			RPI S Opponent Score			RPI S Opponent Score			RPI S Opponent Score		
			39 A Maryland 0 2			79 A Rutgers 4 6			120 H Hofstra 1 16		
			39 H Maryland 3 1			92 H VCU 6 2			120 H Hofstra 0 4		
			48 H UNC Wilmington 0 7			92 H VCU 10 1			120 H Hofstra 9 10		
			48 H UNC Wilmington 3 22			92 H VCU 4 11			123 A Citadel 3 2		
			48 H UNC Wilmington 3 2						123 A Citadel 5 0		
									123 A Citadel 8 12		
									123 A Citadel 2 3		
									137 A Houston 2 9		
									137 A Houston 5 7		
									137 A Houston 1 16		
									158 A William & Mary 16 14		
									158 A William & Mary 7 6		
									158 A William & Mary 2 10		
									178 H Towson 2 1		
									178 H Towson 2 3		
									178 H Towson 1 6		
									209 A Old Dominion 3 5		
									209 A Old Dominion 8 6		
									209 A Old Dominion 6 2		
									217 A Saint Joseph's 2 3		
									217 A Saint Joseph's 2 7		
			LAST 15 GAMES						223 A James Madison 10 7		
			120 H Hofstra 9 10			92 H VCU 10 1			223 A James Madison 7 5		
			120 H Hofstra 0 4			217 A Saint Joseph's 2 7			223 A James Madison 6 4		
			120 H Hofstra 1 16			284 H UMBC 17 8			229 A Delaware St. 1 4		
			79 A Rutgers 4 6						229 H Delaware St. 6 10		
			256 A Temple 7 5						256 A Temple 7 5		

Non-Div. I Games:

Delaware

92	H	VCU	6	2
92	H	VCU	4	11

RPI	S	Opponent	Score	
257	H	Fairfield	10	4
257	H	Fairfield	4	3
257	H	Fairfield	0	4
257	H	Fairfield	4	1
271	A	Lehigh	5	0
284	H	UMBC	17	8

Delaware

D
e
l
a
w
a
r
e

D
e
l
a
w
a
r
e

Average RPI Win: 221		WON-LOST	WINNING	LAST 15	STRENGTH OF		OPP. STRENGTH	TEAM	ADJ	CONF.	ADJ CONF.
Average RPI Loss: 164		RECORD	PCT. RANK	GAMES	SCHEDULE		OF SCHEDULE	RPI	RPI	RPI	RPI
DIV. I ONLY		16-16-0	.5	145	9-6-0		206	227	189	.47837	191
DIV. I NON-CONF.		7-10-0	.41176	203	3-1-0		199	198	213	.4634	214
TOTALS		RPI 1-25	RPI 26-50		W-L RECORDS		RPI 51-100		RPI 101-150		RPI 150+
16-16-0	0-3-0	0-0-0		OVERALL		0-1-0		2-2-0		14-10-0	
7-5-0	0-0-0	0-0-0		HOME		0-1-0		0-1-0		7-3-0	
7-11-0	0-3-0	0-0-0		AWAY		0-0-0		2-1-0		5-7-0	
2-0-0	0-0-0	0-0-0		NEUTRAL		0-0-0		0-0-0		2-0-0	
7-10-0	0-3-0	0-0-0		NON-CONFERENCE		0-1-0		0-1-0		7-5-0	
3-3-0	0-0-0	0-0-0		HOME		0-1-0		0-1-0		3-1-0	
2-7-0	0-3-0	0-0-0		AWAY		0-0-0		0-0-0		2-4-0	
2-0-0	0-0-0	0-0-0		NEUTRAL		0-0-0		0-0-0		2-0-0	
9-6-0	0-0-0	0-0-0		CONFERENCE		0-0-0		2-1-0		7-5-0	
4-2-0	0-0-0	0-0-0		HOME		0-0-0		0-0-0		4-2-0	
5-4-0	0-0-0	0-0-0		AWAY		0-0-0		2-1-0		3-3-0	
0-0-0	0-0-0	0-0-0		NEUTRAL		0-0-0		0-0-0		0-0-0	
RPI S	Opponent	Score		RPI S	Opponent	Score		RPI S	Opponent	Score	
20 A	UCF	4	16					77 H	Connecticut	5	12
20 A	UCF	1	2					140 H	Holy Cross	3	4
20 A	UCF	4	5					150 A	Saint Louis	6	5
								150 A	Saint Louis	12	0
								150 A	Saint Louis	2	3
								167 A	Monmouth	1	2
								200 N	Northeastern	4	1
								205 A	Central Conn. St.	2	11
								209 A	Old Dominion	1	6
								209 A	Old Dominion	2	3
								209 A	Old Dominion	8	0
								210 H	Maine	11	5
								217 A	Saint Joseph's	5	11
								217 A	Saint Joseph's	3	2
								217 A	Saint Joseph's	0	6
								220 A	Fordham	4	5
								220 A	Fordham	5	4
								220 A	Fordham	3	1
								228 N	Harvard	8	7
								237 H	La Salle	2	1
								237 H	La Salle	2	1
								237 H	La Salle	5	4
								245 H	Albany (NY)	4	9
								245 H	Albany (NY)	5	1
								245 H	Albany (NY)	2	1
								256 H	Temple	3	6
								256 H	Temple	4	8
								256 H	Temple	5	4
LAST 15 GAMES				256 H	Temple	5	4	228 N	Harvard	8	7
				256 H	Temple	4	8	205 A	Central Conn. St.	2	11
				256 H	Temple	3	6	217 A	Saint Joseph's	3	2
				210 H	Maine	11	5				
				150 A	Saint Louis	12	0				

Non-Div. I Games:

Massachusetts

150	A	Saint Louis	2	3
150	A	Saint Louis	6	5

RPI	S	Opponent	Score	
280	A	Hartford	8	7

Massachusetts

M
a
s
s
a
c
h
u
s
e
t
t
s

M
a
s
s
a
c
h
u
s
e
t
t
s

Average RPI Win:	186	WON-LOST RECORD	WINNING PCT. RANK	LAST 15 GAMES	STRENGTH OF SCHEDULE	OPP. STRENGTH OF SCHEDULE	TEAM RPI	ADJ RPI	CONF. RPI	ADJ CONF. RPI	
Average RPI Loss:	132										
DIV. I ONLY	18-23-0	.43902	195	9-6-0	174	180	192	.47782	192	20	20
DIV. I NON-CONF.	6-17-0	.26087	267	0-2-0	144	141	237	.44517	236	19	19
<hr/>											
TOTALS	RPI 1-25	RPI 26-50		W-L RECORDS	RPI 51-100		RPI 101-150		RPI 150+		
18-23-0	0-0-0	0-0-0		OVERALL	1-6-0		4-9-0		13-8-0		
7-9-0	0-0-0	0-0-0		HOME	1-3-0		2-3-0		4-3-0		
8-12-0	0-0-0	0-0-0		AWAY	0-2-0		2-6-0		6-4-0		
3-2-0	0-0-0	0-0-0		NEUTRAL	0-1-0		0-0-0		3-1-0		
<hr/>											
6-17-0	0-0-0	0-0-0		NON-CONFERENCE	1-6-0		2-8-0		3-3-0		
3-7-0	0-0-0	0-0-0		HOME	1-3-0		2-3-0		0-1-0		
0-8-0	0-0-0	0-0-		AWAY	0-2-0		0-5-0		0-1-0		
3-2-0	0-0-0	0-0-0		NEUTRAL	0-1-0		0-0-0		3-1-0		
<hr/>											
12-6-0	0-0-0	0-0-0		CONFERENCE	0-0-0		2-1-0		10-5-0		
4-2-0	0-0-0	0-0-0		HOME	0-0-0		0-0-0		4-2-0		
8-4-0	0-0-0	0-0-0		AWAY	0-0-0		2-1-0		6-3-0		
0-0-0	0-0-0	0-0-0		NEUTRAL	0-0-0		0-0-0		0-0-0		
<hr/>											
RPI	S	Opponent	Score	RPI	S	Opponent	Score	RPI	S	Opponent	Score
				70	A	Samford	2 5	102	H	North Florida	2 7
				70	H	Samford	4 12	102	H	North Florida	3 9
				81	A	Kennesaw St.	3 5	102	H	North Florida	3 2
				81	H	Kennesaw St.	5 7	105	A	UAB	4 5
				81	H	Kennesaw St.	3 13	105	H	UAB	4 3
				81	H	Kennesaw St.	5 2	105	H	UAB	8 14
				94	N	Bradley	5 11	111	A	Southern Ill.	2 3
								111	A	Southern Ill.	5 10
								111	A	Southern Ill.	5 13
								138	A	Eastern Ky.	2 3
								138	A	Eastern Ky.	4 1
								138	A	Eastern Ky.	4 2
								148	A	Northwestern St.	2 4
								152	A	Austin Peay	8 2
								152	A	Austin Peay	17 2
								152	A	Austin Peay	2 5
								160	A	Troy	7 15
								160	H	Troy	1 9
								176	H	Murray St.	5 1
								176	H	Murray St.	4 5
				176	H	Murray St.	7 2				
LAST 15 GAMES				181	A	Morehead St.	10 4				
				152	A	Austin Peay	8 2	181	A	Morehead St.	2 3
				152	A	Austin Peay	17 2	181	A	Morehead St.	8 3
				152	A	Austin Peay	2 5	215	N	Iowa	3 6
				176	H	Murray St.	7 2	227	H	Tennessee Tech	8 6
				176	H	Murray St.	5 1	227	H	Tennessee Tech	5 2

Non-Div. I Games:

Jacksonville St.

Jacksonville St.

176	H	Murray St.	4	5
81	A	Kennesaw St.	3	5

Through Games Of Sunday, April 29

RPI	S	Opponent	Score	
227	H	Tennessee Tech	6	7
241	N	Northwestern	6	5
266	A	UT Martin	4	7
266	A	UT Martin	13	10
266	A	UT Martin	14	8
269	N	Neb. Omaha	5	2
273	N	LIU Brooklyn	5	4

Jacksonville St.

J
a
c
k
s
o
n
v
i
l
l
e
s
t
.

J
a
c
k
s
o
n
v
i
l
l
e
s
t
.

Average RPI Win:		183	WON-LOST RECORD		WINNING PCT. RANK		LAST 15 GAMES		STRENGTH OF SCHEDULE		OPP. STRENGTH OF SCHEDULE		TEAM RPI		ADJ RPI		CONF. RPI		ADJ CONF. RPI		
DIV. I ONLY			13-29-0		.30952	266	5-10-0		61		143		193		.47653		193	15		16	
DIV. I NON-CONF.			7-20-0		.25926	271	0-4-0		96		55		217		.45947		217	17		17	
TOTALS		RPI 1-25		RPI 26-50		W-L RECORDS		RPI 51-100		RPI 101-150		RPI 150+									
13-29-0		0-1-0		0-10-0		OVERALL		3-5-0		1-9-0		9-4-0									
8-17-0		0-0-0		0-4-0		HOME		3-5-0		1-7-0		4-1-0									
4-9-0		0-0-0		0-5-0		AWAY		0-0-0		0-1-0		4-3-0									
1-3-0		0-1-0		0-1-0		NEUTRAL		0-0-0		0-1-0		1-0-0									
7-20-0		0-1-0		0-10-0		NON-CONFERENCE		1-1-0		1-6-0		5-2-0									
6-10-0		0-0-0		0-4-0		HOME		1-1-0		1-4-0		4-1-0									
0-7-0		0-0-0		0-0-		AWAY		0-0-0		0-1-0		0-1-0									
1-3-0		0-1-0		0-1-0		NEUTRAL		0-0-0		0-1-0		1-0-0									
6-9-0		0-0-0		0-0-0		CONFERENCE		2-4-0		0-3-0		4-2-0									
2-7-0		0-0-0		0-0-0		HOME		2-4-0		0-3-0		0-0-0									
4-2-0		0-0-0		0-0-0		AWAY		0-0-0		0-0-0		4-2-0									
0-0-0		0-0-0		0-0-0		NEUTRAL		0-0-0		0-0-0		0-0-0									
RPI	S	Opponent		Score		RPI	S	Opponent		Score		RPI	S	Opponent		Score					
25	N	Arizona St.		2	17	28	A	Col. of Charleston		3	16	76	H	Liberty		6	5				
						28	H	Col. of Charleston		3	6	76	H	Liberty		1	11				
						29	N	Oregon St.		4	9	76	H	Liberty		0	7				
						33	A	Clemson		0	11	83	H	Western Caro.		3	13				
						37	H	Wake Forest		2	5	93	H	Radford		0	9				
						38	H	Georgia Tech		0	5	93	H	Radford		1	7				
						38	H	Georgia Tech		3	5	93	H	Radford		9	8				
						46	A	Georgia		1	2	99	H	Furman		5	2				
						46	A	Georgia		5	13										
						46	A	Georgia		0	3										
						LAST 15 GAMES															
						37	H	Wake Forest		2	5	76	H	Liberty		0	7				
						93	H	Radford		0	9	28	A	Col. of Charleston		3	16				
						93	H	Radford		1	7	261	A	VMI		7	4				
						93	H	Radford		9	8										
						123	H	Citadel		3	10										

Non-Div. I Games:

Winthrop

76 H Liberty	1	11
76 H Liberty	6	5

W
i
n
t
h
r
o
p

W
i
n
t
h
r
o
p

Average RPI Win: 214		WON-LOST RECORD		WINNING PCT. RANK		LAST 15 GAMES		STRENGTH OF SCHEDULE		OPP. STRENGTH OF SCHEDULE		TEAM RPI		ADJ RPI		CONF. RPI		ADJ CONF. RPI	
DIV. I ONLY		20-23-0		.46512 171		9-6-0		205		166		196		.47645 194		26		26	
DIV. I NON-CONF.		10-18-0		.35714 232		5-3-0		166		75		210		.46808 207		25		25	
TOTALS		RPI 1-25		RPI 26-50		W-L RECORDS		RPI 51-100		RPI 101-150		RPI 150+							
20-23-0		0-0-0		0-7-0		OVERALL		1-4-0		2-3-0		17-9-0							
12-0-0		0-0-0		0-0-0		HOME		0-0-0		1-0-0		11-0-0							
8-23-0		0-0-0		0-6-0		AWAY		1-4-0		1-2-0		6-9-0							
0-0-0		0-0-0		0-0-0		NEUTRAL		0-0-0		0-0-0		0-0-0							
10-18-0		0-0-0		0-7-0		NON-CONFERENCE		1-4-0		2-3-0		7-4-0							
6-0-0		0-0-0		0-0-0		HOME		0-0-0		1-0-0		5-0-0							
4-18-0		0-0-0		0-0-		AWAY		1-4-0		1-3-0		2-4-0							
0-0-0		0-0-0		0-0-0		NEUTRAL		0-0-0		0-0-0		0-0-0							
10-5-0		0-0-0		0-0-0		CONFERENCE		0-0-0		0-0-0		10-5-0							
6-0-0		0-0-0		0-0-0		HOME		0-0-0		0-0-0		6-0-0							
4-5-0		0-0-0		0-0-0		AWAY		0-0-0		0-0-0		4-5-0							
0-0-0		0-0-0		0-0-0		NEUTRAL		0-0-0		0-0-0		0-0-0							
RPI	S	Opponent	Score	RPI	S	Opponent	Score	RPI	S	Opponent	Score	RPI	S	Opponent	Score				
				39	A	Maryland	2 3	72	A	Fla. Atlantic	0 2	108	A	High Point	6 11				
				39	A	Maryland	1 4	72	A	Fla. Atlantic	3 12	108	A	High Point	0 5				
				39	A	Maryland	1 10	72	A	Fla. Atlantic	9 8	108	A	High Point	0 2				
				39	A	Maryland	0 9	72	A	Fla. Atlantic	3 7	120	H	Hofstra	9 4				
				41	A	TCU	1 2	95	A	Seton Hall	0 3	129	A	Army	18 11				
				41	A	TCU	5 12					153	H	Columbia	6 3				
				41	A	TCU	0 11					153	H	Columbia	9 2				
												180	A	West Virginia	13 11				
												180	A	West Virginia	0 2				
												180	A	West Virginia	1 3				
												180	A	West Virginia	6 7				
												186	A	Marist	7 3				
												186	A	Marist	0 1				
												186	A	Marist	2 4				
												214	A	Fairleigh Dickinson	4 7				
												220	H	Fordham	6 5				
												221	A	Canisius	1 4				
												221	A	Canisius	7 0				
												221	A	Canisius	3 2				
												240	A	Rider	13 4				
												240	A	Rider	1 3				
												240	A	Rider	9 11				
												245	A	Albany (NY)	8 5				
												249	H	Sacred Heart	11 5				
												263	H	Iona	8 6				
												263	H	Iona	4 1				
												263	H	Iona	8 7				
LAST 15 GAMES																			
				41	A	TCU	0 11	153	H	Columbia	6 3	245	A	Albany (NY)	8 5				
				41	A	TCU	5 12	153	H	Columbia	9 2	249	H	Sacred Heart	11 5				
				41	A	TCU	1 2	240	A	Rider	13 4	263	H	Iona	8 6				
				245	A	Albany (NY)	8 5					263	H	Iona	4 1				
				221	A	Canisius	1 4					263	H	Iona	8 7				

Non-Div. I Games:

Manhattan

221	A	Canisius	7	0
221	A	Canisius	3	2

RPI	S	Opponent	Score	
270	H	Niagara	4	2
270	H	Niagara	6	5
270	H	Niagara	8	4
293	H	NYIT	8	5

Manhattan

M
a
n
h
a
t
t
a
n

M
a
n
h
a
t
t
a
n

U
t
a
h

Utah				Through Games Of Sunday, April 29								
Average RPI Win:	116	WON-LOST RECORD	WINNING PCT. RANK	LAST 15 GAMES	STRENGTH OF SCHEDULE	OPP. STRENGTH OF SCHEDULE	TEAM RPI	ADJ RPI	CONF. RPI	ADJ CONF. RPI		
DIV. I ONLY		12-30-0	.28571	276	5-10-0	63	68	194	.47569	195	3	3
DIV. I NON-CONF.		6-15-0	.28571	257	2-1-0	193	206	250	.43437	246	3	3
TOTALS	RPI 1-25	RPI 26-50		W-L RECORDS		RPI 51-100		RPI 101-150		RPI 150+		
12-30-0	2-7-0	1-2-0		OVERALL		3-10-0		2-5-0		4-6-0		
3-11-0	1-5-0	1-2-0		HOME		0-2-0		0-2-0		1-0-0		
7-16-0	1-2-0	0-0-0		AWAY		3-6-0		2-3-0		1-5-0		
2-3-0	0-0-0	0-0-0		NEUTRAL		0-2-0		0-0-0		2-1-0		
6-15-0	0-0-0	0-0-0		NON-CONFERENCE		0-4-0		2-5-0		4-6-0		
1-4-0	0-0-0	0-0-0		HOME		0-2-0		0-2-0		1-0-0		
3-8-0	0-0-0	0-0-		AWAY		0-0-0		2-3-0		1-5-0		
2-3-0	0-0-0	0-0-0		NEUTRAL		0-2-0		0-0-0		2-1-0		
6-15-0	2-7-0	1-2-0		CONFERENCE		3-6-0		0-0-0		0-0-0		
2-7-0	1-5-0	1-2-0		HOME		0-0-0		0-0-0		0-0-0		
4-8-0	1-2-0	0-0-0		AWAY		3-6-0		0-0-0		0-0-0		
0-0-0	0-0-0	0-0-0		NEUTRAL		0-0-0		0-0-0		0-0-0		
RPI	S	Opponent	Score	RPI	S	Opponent	Score	RPI	S	Opponent	Score	
4	H	UCLA	6 9	49	H	Washington	1 9	53	A	Southern California	5 10	
4	H	UCLA	1 5	49	H	Washington	6 7	53	A	Southern California	1 0	
4	H	UCLA	0 16	49	H	Washington	6 0	53	A	Southern California	3 1	
15	A	Oregon	4 3					73	A	Washington St.	2 9	
15	A	Oregon	3 5					73	A	Washington St.	4 3	
15	A	Oregon	1 3					73	A	Washington St.	0 6	
18	H	Arizona	2 11					73	A	California	2 5	
18	H	Arizona	7 11					73	A	California	4 9	
18	H	Arizona	7 6					73	A	California	0 9	
								78	H	Utah Valley	1 4	
								80	N	Nebraska	0 15	
								80	N	Nebraska	2 5	
								97	H	Sacramento St.	2 6	

U
t
a
h

Non-Div. I Games:

Utah

73 A California	0	9
73 A California	4	9

U
t
a
h

U
t
a
h

Average RPI Win: 201		WON-LOST RECORD	WINNING PCT. RANK		LAST 15 GAMES		STRENGTH OF SCHEDULE		OPP. STRENGTH OF SCHEDULE		TEAM RPI	ADJ RPI		CONF. RPI	ADJ CONF. RPI		
Average RPI Loss: 174																	
DIV. I ONLY		21-24-0	.46667	169	9-6-0		183		240		194	.47349	196	21	21		
DIV. I NON-CONF.		11-19-0	.36667	228	2-4-0		231		221		241	.44032	239	22	22		
TOTALS		RPI 1-25		RPI 26-50		W-L RECORDS		RPI 51-100		RPI 101-150		RPI 150+					
21-24-0		0-1-0		0-0-0		OVERALL		0-1-0		4-8-0		17-14-0					
9-9-0		0-0-0		0-0-0		HOME		0-1-0		1-2-0		8-6-0					
11-13-0		0-1-0		0-0-0		AWAY		0-0-0		3-5-0		8-6-0					
1-2-0		0-0-0		0-0-0		NEUTRAL		0-0-0		0-1-0		1-1-0					
11-19-0		0-1-0		0-0-0		NON-CONFERENCE		0-1-0		3-6-0		8-11-0					
4-5-0		0-0-0		0-0-0		HOME		0-1-0		0-0-0		4-4-0					
6-12-0		0-1-0		0-0-		AWAY		0-0-0		3-5-0		3-6-0					
1-2-0		0-0-0		0-0-0		NEUTRAL		0-0-0		0-1-0		1-1-0					
10-5-0		0-0-0		0-0-0		CONFERENCE		0-0-0		1-2-0		9-3-0					
5-4-0		0-0-0		0-0-0		HOME		0-0-0		1-2-0		4-2-0					
5-1-0		0-0-0		0-0-0		AWAY		0-0-0		0-0-0		5-1-0					
0-0-0		0-0-0		0-0-0		NEUTRAL		0-0-0		0-0-0		0-0-0					
RPI	S	Opponent		Score		RPI	S	Opponent		Score		RPI	S	Opponent		Score	
10	A	Kentucky		6 19								63	H	Ohio St.		7 11	
												108	A	High Point		3 4	
												108	A	High Point		10 2	
												108	A	High Point		3 6	
												110	A	Wright St.		6 7	
												118	A	Evansville		6 7	
												118	A	Evansville		9 5	
												118	A	Evansville		4 3	
												141	N	Arkansas St.		3 9	
												145	A	Wofford		5 6	
												150	H	Saint Louis		3 7	
												150	H	Saint Louis		13 12	
												150	H	Saint Louis		5 12	
												152	A	Austin Peay		12 1	
												172	A	Toledo		5 7	
												172	H	Toledo		4 7	
												182	A	Charlotte		9 4	
												182	A	Charlotte		3 2	
												182	A	Charlotte		8 7	
												188	A	Miami (OH)		8 13	
												207	A	Richmond		1 0	
												207	A	Richmond		4 5	
												207	A	Richmond		5 3	
												220	H	Fordham		8 9	
												220	H	Fordham		11 5	
												220	H	Fordham		4 3	
												221	H	Canisius		8 7	
												221	H	Canisius		5 9	
LAST 15 GAMES																	
						207	A	Richmond		4 5		188	A	Miami (OH)		8 13	
						207	A	Richmond		1 0		220	H	Fordham		8 9	
						207	A	Richmond		5 3		220	H	Fordham		11 5	
						110	A	Wright St.		6 7		220	H	Fordham		4 3	
						118	A	Evansville		9 5		221	H	Canisius		8 7	
												221	H	Canisius		5 9	

Non-Div. I Games:

Dayton

Dayton

118	A	Evansville	4	3
118	A	Evansville	6	7

Through Games Of Sunday, April 29

RPI	S	Opponent	Score	
227	A	Tennessee Tech	2	5
227	A	Tennessee Tech	13	9
227	A	Tennessee Tech	8	9
231	H	Cincinnati	8	17
233	A	Bowling Green	2	3
233	H	Bowling Green	2	5
234	H	Oakland	11	5
234	H	Oakland	8	7
236	N	Northern Ill.	13	9
243	H	St. Bonaventure	6	3
243	H	St. Bonaventure	6	13
243	H	St. Bonaventure	6	2
244	H	Ball St.	14	5
244	N	Ball St.	3	4
255	A	Butler	5	8
288	A	IPFW	15	2

Dayton

D
a
y
t
o
n

D
a
y
t
o
n

U
C
D
a
v
i
s

UC Davis

147 A UC Riverside	6	7
147 A UC Riverside	7	2

U
C
D
a
v
i
s

U
C
D
a
v
i
s

Average RPI Win: 178		WON-LOST RECORD		WINNING PCT. RANK		LAST 15 GAMES		STRENGTH OF SCHEDULE		OPP. STRENGTH OF SCHEDULE		TEAM RPI		ADJ RPI		CONF. RPI		ADJ CONF. RPI	
DIV. I ONLY		18-24-0		.42857 202		7-8-0		178		214		200		.47142 198		23		23	
DIV. I NON-CONF.		9-15-0		.375 217		2-2-0		109		143		188		.48132 190		23		23	
TOTALS		RPI 1-25		RPI 26-50		W-L RECORDS		RPI 51-100		RPI 101-150		RPI 150+							
18-24-0		0-0-0		1-3-0		OVERALL		3-5-0		2-2-0		12-14-0							
6-5-0		0-0-0		0-0-0		HOME		0-1-0		1-2-0		5-2-0							
11-18-0		0-0-0		1-3-0		AWAY		2-3-0		1-0-0		7-12-0							
1-1-0		0-0-0		0-0-0		NEUTRAL		1-1-0		0-0-0		0-0-0							
9-15-0		0-0-0		1-3-0		NON-CONFERENCE		3-5-0		1-0-0		4-7-0							
1-1-0		0-0-0		0-0-0		HOME		0-1-0		0-0-0		1-0-0							
7-13-0		0-0-0		1-0-		AWAY		2-3-0		1-0-0		3-7-0							
1-1-0		0-0-0		0-0-0		NEUTRAL		1-1-0		0-0-0		0-0-0							
9-9-0		0-0-0		0-0-0		CONFERENCE		0-0-0		1-2-0		8-7-0							
5-4-0		0-0-0		0-0-0		HOME		0-0-0		1-2-0		4-2-0							
4-5-0		0-0-0		0-0-0		AWAY		0-0-0		0-0-0		4-5-0							
0-0-0		0-0-0		0-0-0		NEUTRAL		0-0-0		0-0-0		0-0-0							
RPI	S	Opponent	Score	RPI	S	Opponent	Score	RPI	S	Opponent	Score	RPI	S	Opponent	Score				
50	A	Stetson	2 4	51	A	Michigan St.	5 6	112	A	Notre Dame	9 4								
50	A	Stetson	3 14	51	H	Michigan St.	1 11	132	H	Kent St.	4 6								
50	A	Stetson	7 2	54	N	Southeastern La.	7 6	132	H	Kent St.	3 0								
50	A	Stetson	3 11	54	N	Southeastern La.	1 8	132	H	Kent St.	3 6								
				91	A	Hawaii	3 1	160	A	Troy	14 7								
				91	A	Hawaii	1 2	160	A	Troy	3 7								
				91	A	Hawaii	6 5	160	A	Troy	10 12								
				91	A	Hawaii	1 5	172	H	Toledo	7 3								
								172	H	Toledo	7 2								
								172	H	Toledo	9 10								
								202	A	Eastern Mich.	7 8								
								202	A	Eastern Mich.	0 4								
								202	A	Eastern Mich.	8 6								
								206	A	McNeese St.	7 4								
								206	A	McNeese St.	2 3								
								227	A	Tennessee Tech	12 11								
								227	A	Tennessee Tech	13 14								
								227	A	Tennessee Tech	4 7								
								230	A	Michigan	3 7								
								233	A	Bowling Green	8 12								
								233	A	Bowling Green	4 0								
								233	A	Bowling Green	4 5								
								234	A	Oakland	8 11								
								234	H	Oakland	15 4								
								267	A	Akron	7 1								
								267	A	Akron	0 7								
								267	A	Akron	10 9								
Non-Div. I Games: Davenport				15	7	Madonna	3 6	Northwood (MI)				4	3	Central Mich.					

Central Mich.

132 H Kent St.	3	6
132 H Kent St.	3	0

Through Games Of Sunday, April 29

RPI	S	Opponent	Score	
268	H	Buffalo	7	2
268	H	Buffalo	10	11
268	H	Buffalo	14	13

Central Mich.

C
e
n
t
r
a
l
M
i
c
h
.

C
e
n
t
r
a
l
M
i
c
h
.

Average RPI Win: 202		WON-LOST	WINNING	LAST 15	STRENGTH OF		OPP. STRENGTH	TEAM	ADJ	CONF.	ADJ CONF.
Average RPI Loss: 143		RECORD	PCT. RANK	GAMES	SCHEDULE		OF SCHEDULE	RPI	RPI	RPI	RPI
DIV. I ONLY		22-21-0	.51163	144	6-9-0		250	170	201	.4712	199
DIV. I NON-CONF.		13-9-0	.59091	93	0-3-0		285	210	207	.4698	205
TOTALS		RPI 1-25	RPI 26-50		W-L RECORDS		RPI 51-100		RPI 101-150		RPI 150+
22-21-0	0-0-0	0-0-0		OVERALL		2-4-0		4-11-0		16-6-0	
13-6-0	0-0-0	0-0-0		HOME		0-0-0		2-3-0		11-3-0	
8-14-0	0-0-0	0-0-0		AWAY		1-3-0		2-8-0		5-3-0	
1-1-0	0-0-0	0-0-0		NEUTRAL		1-1-0		0-0-0		0-0-0	
13-9-0	0-0-0	0-0-0		NON-CONFERENCE		2-4-0		0-3-0		11-2-0	
7-3-0	0-0-0	0-0-0		HOME		0-0-0		0-2-0		7-1-0	
5-5-0	0-0-0	0-0-		AWAY		1-3-0		0-1-0		4-1-0	
1-1-0	0-0-0	0-0-0		NEUTRAL		1-1-0		0-0-0		0-0-0	
9-12-0	0-0-0	0-0-0		CONFERENCE		0-0-0		4-8-0		5-4-0	
6-3-0	0-0-0	0-0-0		HOME		0-0-0		2-1-0		4-2-0	
3-9-0	0-0-0	0-0-0		AWAY		0-0-0		2-7-0		1-2-0	
0-0-0	0-0-0	0-0-0		NEUTRAL		0-0-0		0-0-0		0-0-0	
RPI S	Opponent	Score	RPI S	Opponent	Score	RPI S	Opponent	Score	RPI S	Opponent	Score
						60 A	Belmont	0 3	121 A	FIU	7 6
						60 A	Belmont	7 0	121 A	FIU	5 10
						87 A	Missouri	5 10	121 A	FIU	6 4
						94 N	Bradley	3 19	126 H	Oral Roberts	5 6
						94 N	Bradley	7 5	128 A	Louisiana Tech	2 11
						100 A	Oklahoma St.	7 9	128 H	Louisiana Tech	9 11
									141 A	Arkansas St.	2 3
									141 A	Arkansas St.	4 8
									141 A	Arkansas St.	3 7
									144 A	Middle Tenn.	6 7
									144 A	Middle Tenn.	0 4
									144 A	Middle Tenn.	3 4
									149 H	South Ala.	18 7
									149 H	South Ala.	7 14
									149 H	South Ala.	13 9
									151 H	La.-Lafayette	9 8
									151 H	La.-Lafayette	7 2
									151 H	La.-Lafayette	6 7
									160 H	Troy	7 3
									160 H	Troy	5 3
									160 H	Troy	7 8
									183 A	Western Ky.	7 8
									183 A	Western Ky.	3 1
									183 A	Western Ky.	1 5
									232 A	Southeast Mo. St.	16 2
									232 A	Southeast Mo. St.	7 10
									248 H	Milwaukee	12 5
LAST 15 GAMES											
						151 H	La.-Lafayette	9 8	149 H	South Ala.	7 14
						151 H	La.-Lafayette	6 7	149 H	South Ala.	13 9
						151 H	La.-Lafayette	7 2	149 H	South Ala.	18 7
						128 A	Louisiana Tech	2 11			
						121 A	FIU	6 4			

Non-Div. I Games:

UALR

121	A	FIU	7	6
121	A	FIU	5	10

RPI	S	Opponent	Score	
248	H	Milwaukee	5	10
248	H	Milwaukee	10	3
266	A	UT Martin	11	3
266	A	UT Martin	12	11
266	A	UT Martin	12	4
272	H	South Dakota St.	14	13
272	H	South Dakota St.	20	8
289	H	Ark.-Pine Bluff	10	2
289	H	Ark.-Pine Bluff	13	0
289	H	Ark.-Pine Bluff	13	4

Average RPI Win:	191	WON-LOST RECORD	WINNING PCT. RANK	LAST 15 GAMES	STRENGTH OF SCHEDULE	OPP. STRENGTH OF SCHEDULE	TEAM RPI	ADJ RPI	CONF. RPI	ADJ CONF. RPI	
Average RPI Loss:	148										
DIV. I ONLY	17-21-0	.44737	186	5-10-0	208	163	203	.47096	200	17	18
DIV. I NON-CONF.	10-7-0	.58824	94	1-2-0	273	228	189	.48088	191	18	18
<hr/>											
TOTALS	RPI 1-25	RPI 26-50		W-L RECORDS	RPI 51-100		RPI 101-150		RPI 150+		
17-21-0	0-0-0	0-3-0		OVERALL	1-3-0		1-3-0		15-12-0		
7-10-0	0-0-0	0-3-0		HOME	1-3-0		1-2-0		5-2-0		
6-9-0	0-0-0	0-0-0		AWAY	0-0-0		0-1-0		6-8-0		
4-2-0	0-0-0	0-0-0		NEUTRAL	0-0-0		0-0-0		4-2-0		
<hr/>											
10-7-0	0-0-0	0-0-0		NON-CONFERENCE	1-0-0		0-1-0		9-6-0		
3-2-0	0-0-0	0-0-0		HOME	1-0-0		0-0-0		2-2-0		
3-3-0	0-0-0	0-0-		AWAY	0-0-0		0-1-0		3-2-0		
4-2-0	0-0-0	0-0-0		NEUTRAL	0-0-0		0-0-0		4-2-0		
<hr/>											
7-14-0	0-0-0	0-3-0		CONFERENCE	0-3-0		1-2-0		6-6-0		
4-8-0	0-0-0	0-3-0		HOME	0-3-0		1-2-0		3-0-0		
3-6-0	0-0-0	0-0-0		AWAY	0-0-0		0-0-0		3-6-0		
0-0-0	0-0-0	0-0-0		NEUTRAL	0-0-0		0-0-0		0-0-0		
<hr/>											
RPI S	Opponent	Score	RPI S	Opponent	Score	RPI S	Opponent	Score	RPI S	Opponent	Score
			48 H	UNC Wilmington	3 7	62 H	Boston College	12 11	101 A	Rhode Island	1 7
			48 H	UNC Wilmington	2 10	92 H	VCU	2 8	103 H	George Mason	1 7
			48 H	UNC Wilmington	2 7	92 H	VCU	3 10	103 H	George Mason	5 7
						92 H	VCU	2 6	103 H	George Mason	6 3
									155 H	Bryant	5 13
									158 A	William & Mary	4 3
									158 A	William & Mary	3 4
									158 A	William & Mary	8 0
									170 A	Georgia St.	8 9
									170 A	Georgia St.	13 4
									170 A	Georgia St.	12 13
									178 H	Towson	2 0
									178 H	Towson	5 4
									178 H	Towson	10 1
									191 N	Massachusetts	1 4
									205 H	Central Conn. St.	3 4
									207 A	Richmond	15 10
									207 A	Richmond	8 2
									208 A	Jacksonville	6 7
									208 A	Jacksonville	1 4
									208 A	Jacksonville	8 1
			LAST 15 GAMES						223 A	James Madison	7 16
			178 H	Towson	2 0	103 H	George Mason	1 7	223 A	James Madison	6 14
			178 H	Towson	5 4	103 H	George Mason	5 7	223 A	James Madison	2 3
			178 H	Towson	10 1	103 H	George Mason	6 3	226 N	Georgetown	9 7
			48 H	UNC Wilmington	2 10				228 H	Harvard	9 4
			48 H	UNC Wilmington	2 7				233 N	Bowling Green	4 3

Non-Div. I Games:

Northeastern

48	H	UNC Wilmington	3	7
155	H	Bryant	5	13

RPI	S	Opponent	Score	
233	N	Bowling Green	5	2
242	N	Penn	2	3
243	N	St. Bonaventure	9	6
281	H	Brown	4	3

N
o
r
t
h
e
a
s
t
e
r
n

N
o
r
t
h
e
a
s
t
e
r
n

Average RPI Win:		238	WON-LOST RECORD		WINNING PCT. RANK		LAST 15 GAMES		STRENGTH OF SCHEDULE		OPP. STRENGTH OF SCHEDULE		TEAM RPI		ADJ RPI		CONF. RPI		ADJ CONF. RPI	
DIV. I ONLY			18-18-0		.5 145		10-5-0		232		232		204		.47056 201		27		27	
DIV. I NON-CONF.			9-15-0		.375 217		1-3-0		212		189		228		.45292 223		26		26	
TOTALS		RPI 1-25		RPI 26-50		W-L RECORDS		RPI 51-100		RPI 101-150		RPI 150+								
18-18-0		0-3-0		0-0-0		OVERALL		0-3-0		2-4-0		16-8-0								
5-0-0		0-0-0		0-0-0		HOME		0-0-0		0-0-0		5-0-0								
13-18-0		0-3-0		0-0-0		AWAY		0-3-0		2-4-0		11-8-0								
0-0-0		0-0-0		0-0-0		NEUTRAL		0-0-0		0-0-0		0-0-0								
9-15-0		0-3-0		0-0-0		NON-CONFERENCE		0-3-0		1-2-0		8-7-0								
0-0-0		0-0-0		0-0-0		HOME		0-0-0		0-0-0		0-0-0								
9-15-0		0-3-0		0-0-		AWAY		0-3-0		1-2-0		8-7-0								
0-0-0		0-0-0		0-0-0		NEUTRAL		0-0-0		0-0-0		0-0-0								
9-3-0		0-0-0		0-0-0		CONFERENCE		0-0-0		1-2-0		8-1-0								
5-0-0		0-0-0		0-0-0		HOME		0-0-0		0-0-0		5-0-0								
4-3-0		0-0-0		0-0-0		AWAY		0-0-0		1-2-0		3-1-0								
0-0-0		0-0-0		0-0-0		NEUTRAL		0-0-0		0-0-0		0-0-0								
RPI	S	Opponent		Score		RPI	S	Opponent		Score		RPI	S	Opponent		Score				
12	A	Arkansas		0	4							92	A	VCU		1	5			
12	A	Arkansas		0	6							92	A	VCU		3	12			
12	A	Arkansas		3	5							92	A	VCU		1	5			
														119 A Stony Brook		5	2			
														119 A Stony Brook		2	9			
														119 A Stony Brook		1	2			
														136 A Penn St.		2	8			
														143 A Cornell		5	9			
														143 A Cornell		6	4			
														156 A Villanova		13	10			
														186 A Marist		3	4			
														186 A Marist		4	7			
														210 H Maine		6	0			
														210 H Maine		2	1			
														217 A Saint Joseph's		7	0			
														222 A Siena		4	6			
														222 A Siena		6	3			
														222 A Siena		1	2			
														247 A Bucknell		10	4			
														247 A Bucknell		1	2			
														256 A Temple		13	5			
														256 A Temple		1	2			
														271 A Lehigh		4	5			
														271 A Lehigh		10	4			
														271 A Lehigh		3	1			
														271 A Lehigh		6	4			
														280 A Hartford		2	1			
														280 A Hartford		11	3			
														280 A Hartford		7	3			
														280 A Hartford		2	4			
														280 A Hartford		2	4			
														280 A Hartford		2	4			
														280 A Hartford		2	4			
														280 A Hartford		2	4			
														280 A Hartford		2	4			
														280 A Hartford		2	4			
														280 A Hartford		2	4			
														280 A Hartford		2	4			
														280 A Hartford		2	4			
														280 A Hartford		2	4			
														280 A Hartford		2	4			
														280 A Hartford		2	4			
														280 A Hartford		2	4			
														280 A Hartford		2	4			
														280 A Hartford		2	4			
														280 A Hartford		2	4			
														280 A Hartford		2	4			
														280 A Hartford		2	4			
														280 A Hartford		2	4			
														280 A Hartford		2	4			
														280 A Hartford		2	4			
														280 A Hartford		2	4			
														280 A Hartford		2	4			
														280 A Hartford		2	4			
														280 A Hartford		2	4			
														280 A Hartford		2	4			
														280 A Hartford		2	4			
														280 A Hartford		2	4			
														280 A Hartford		2	4			
														280 A Hartford		2	4			
														280 A Hartford		2	4			
														280 A Hartford		2	4			
														280 A Hartford		2	4			
														280 A Hartford		2	4			
														280 A Hartford		2	4			
														280 A Hartford		2	4			
														280 A Hartford		2	4			

Non-Div. I Games:

Binghamton

210 H Maine	2	1
210 H Maine	6	0

RPI	S	Opponent	Score	
284	H	UMBC	8	6
284	H	UMBC	14	8
284	H	UMBC	4	1

Binghamton

B
i
n
g
h
a
m
t
o
n

B
i
n
g
h
a
m
t
o
n

Average RPI Win:		213	WON-LOST RECORD		WINNING PCT. RANK	LAST 15 GAMES	STRENGTH OF SCHEDULE		OPP. STRENGTH OF SCHEDULE	TEAM RPI	ADJ RPI	CONF. RPI	ADJ CONF. RPI
Average RPI Loss:		131											
DIV. I ONLY		19-23-0	.45238		180	9-6-0	218		149	208	.4704	202	23
DIV. I NON-CONF.		9-15-0	.375		217	2-1-0	136		84	195	.48004	192	23
TOTALS		RPI 1-25	RPI 26-50		W-L RECORDS		RPI 51-100		RPI 101-150		RPI 150+		
19-23-0		0-4-0	0-2-0		OVERALL		1-3-0		1-4-0		17-10-0		
9-5-0		0-0-0	0-0-0		HOME		0-1-0		0-0-0		9-4-0		
9-16-0		0-3-0	0-2-0		AWAY		1-2-0		1-4-0		7-5-0		
1-2-0		0-1-0	0-0-0		NEUTRAL		0-0-0		0-0-0		1-1-0		
9-15-0		0-4-0	0-2-0		NON-CONFERENCE		1-3-0		1-4-0		7-2-0		
4-1-0		0-0-0	0-0-0		HOME		0-1-0		0-0-0		4-0-0		
4-12-0		0-3-0	0-0-		AWAY		1-2-0		1-4-0		2-1-0		
1-2-0		0-1-0	0-0-0		NEUTRAL		0-0-0		0-0-0		1-1-0		
10-8-0		0-0-0	0-0-0		CONFERENCE		0-0-0		0-0-0		10-8-0		
5-4-0		0-0-0	0-0-0		HOME		0-0-0		0-0-0		5-4-0		
5-4-0		0-0-0	0-0-0		AWAY		0-0-0		0-0-0		5-4-0		
0-0-0		0-0-0	0-0-0		NEUTRAL		0-0-0		0-0-0		0-0-0		
RPI S	Opponent	Score	RPI S	Opponent	Score	RPI S	Opponent	Score	RPI S	Opponent	Score		
10 N	Kentucky	2 10	37 A	Wake Forest	3 12	51 A	Michigan St.	13 5	112 A	Notre Dame	4 12		
18 A	Arizona	7 16	37 A	Wake Forest	7 8	51 H	Michigan St.	1 6	114 A	Duke	8 9		
18 A	Arizona	8 9				63 A	Ohio St.	4 13	126 A	Oral Roberts	6 11		
18 A	Arizona	2 9				73 A	S.C. Upstate	1 12	126 A	Oral Roberts	1 14		
									126 A	Oral Roberts	3 1		
									180 A	West Virginia	1 2		
									188 H	Miami (OH)	1 9		
									188 H	Miami (OH)	3 1		
									188 H	Miami (OH)	4 2		
									198 H	Central Mich.	4 0		
									198 H	Central Mich.	6 8		
									198 H	Central Mich.	8 7		
									203 A	Western Mich.	9 5		
									203 A	Western Mich.	13 9		
									203 A	Western Mich.	15 14		
									218 N	Marshall	3 6		
									218 N	Marshall	6 5		
									230 A	Michigan	7 2		
									230 H	Michigan	12 2		
									235 A	Ohio	9 7		
									235 A	Ohio	9 10		
									235 A	Ohio	2 7		
									236 H	Northern Ill.	7 5		
									236 H	Northern Ill.	1 3		
									236 H	Northern Ill.	0 1		
									244 A	Ball St.	4 8		
									244 A	Ball St.	4 0		
			LAST 15 GAMES										
			236 H	Northern Ill.	1 3	198 H	Central Mich.	8 7	236 H	Northern Ill.	7 5		
			236 H	Northern Ill.	7 5	198 H	Central Mich.	6 8	236 H	Northern Ill.	1 3		
			236 H	Northern Ill.	0 1	198 H	Central Mich.	4 0	236 H	Northern Ill.	0 1		
			244 A	Ball St.	4 5				244 A	Ball St.	4 8		
			244 A	Ball St.	4 0				244 A	Ball St.	4 0		

Non-Div. I Games:

Eastern Mich.

Eastern Mich.

244	A	Ball St.	4	8
230	A	Michigan	7	2

Through Games Of Sunday, April 29

RPI	S	Opponent	Score	
244	A	Ball St.	4	5
270	H	Niagara	15	1
270	H	Niagara	12	5
270	H	Niagara	19	10
282	A	N.C. Central	8	4

Eastern Mich.

E
a
s
t
e
r
n
M
i
c
h
.

E
a
s
t
e
r
n
M
i
c
h
.

Average RPI Win:	196		WON-LOST RECORD	WINNING PCT. RANK	LAST 15 GAMES		STRENGTH OF SCHEDULE	OPP. STRENGTH OF SCHEDULE	TEAM RPI	ADJ RPI	CONF. RPI	ADJ CONF. RPI	
Average RPI Loss:	151												
DIV. I ONLY			17-23-0	.425 205	3-12-0		177	224	205	.47025 203	23	23	
DIV. I NON-CONF.			10-13-0	.43478 184	1-2-0		112	169	161	.49445 162	23	23	
<hr/>													
TOTALS	RPI 1-25			RPI 26-50	W-L RECORDS		RPI 51-100			RPI 101-150		RPI 150+	
17-23-0	0-3-0			0-0-0	OVERALL		2-3-0			2-5-0		13-12-0	
6-5-0	0-0-0			0-0-0	HOME		0-0-0			0-0-0		6-5-0	
5-13-0	0-3-0			0-0-0	AWAY		0-1-0			2-5-0		3-4-0	
6-5-0	0-0-0			0-0-0	NEUTRAL		2-2-0			0-0-0		4-3-0	
10-13-0	0-3-0			0-0-0	NON-CONFERENCE		2-3-0			2-2-0		6-5-0	
2-0-0	0-0-0			0-0-0	HOME		0-0-0			0-0-0		2-0-0	
2-8-0	0-3-0			0-0-	AWAY		0-1-0			2-2-0		0-2-0	
6-5-0	0-0-0			0-0-0	NEUTRAL		2-2-0			0-0-0		4-3-0	
7-10-0	0-0-0			0-0-0	CONFERENCE		0-0-0			0-3-0		7-7-0	
4-5-0	0-0-0			0-0-0	HOME		0-0-0			0-0-0		4-5-0	
3-5-0	0-0-0			0-0-0	AWAY		0-0-0			0-3-0		3-2-0	
0-0-0	0-0-0			0-0-0	NEUTRAL		0-0-0			0-0-0		0-0-0	
RPI	S	Opponent	Score	RPI	S	Opponent	Score	RPI	S	Opponent	Score		
25	A	Arizona St.	0 10					51	A	Michigan St.	3 13		
25	A	Arizona St.	2 17					63	N	Ohio St.	15 8		
25	A	Arizona St.	0 13					63	N	Ohio St.	2 5		
								71	N	Illinois St.	9 10		
								94	N	Bradley	7 0		
										112	A	Notre Dame	5 4
										118	A	Evansville	7 8
										118	A	Evansville	10 11
										118	A	Evansville	5 1
										132	A	Kent St.	0 4
										132	A	Kent St.	1 7
										132	A	Kent St.	5 16
										156	A	Valparaiso	2 6
										156	H	Valparaiso	5 4
										156	N	Villanova	6 5
										172	A	Toledo	4 7
										172	A	Toledo	7 12
										172	A	Toledo	6 5
										202	H	Eastern Mich.	14 15
										202	H	Eastern Mich.	5 9
										202	H	Eastern Mich.	9 13
										210	N	Maine	7 13
										233	H	Bowling Green	1 0
										233	H	Bowling Green	4 3
										233	H	Bowling Green	10 3
										234	A	Oakland	3 4
										234	H	Oakland	3 2
										241	N	Northwestern	4 1
										242	N	Penn	11 4
										243	N	St. Bonaventure	5 7
										243	N	St. Bonaventure	6 4
										243	N	St. Bonaventure	3 5
<hr/>													
				LAST 15 GAMES									
				132	A	Kent St.	1 7	172	A	Toledo	7 12		
				132	A	Kent St.	0 4	172	A	Toledo	6 5		
				132	A	Kent St.	5 16	172	A	Toledo	4 7		
				267	H	Akron	1 6						
				267	H	Akron	10 6						

Non-Div. I Games:

Western Mich.

267	H	Akron	1	3
51	A	Michigan St.	3	13

RPI	S	Opponent	Score	
267	H	Akron	10	6
267	H	Akron	1	6
267	H	Akron	1	3
268	A	Buffalo	6	4
268	A	Buffalo	2	0

Western Mich.

W
e
s
t
e
r
n
M
i
c
h
.

W
e
s
t
e
r
n
M
i
c
h
.

[illegible]

Non-Div. I Games:

Pittsburgh

180	A	West Virginia	4	8
267	H	Akron	3	2

RPI	S	Opponent	Score	
267	A	Akron	9	5
267	H	Akron	3	2
267	N	Akron	4	12
280	H	Hartford	8	3
280	H	Hartford	4	2
280	H	Hartford	10	6
292	H	Youngstown St.	9	1

P
i
t
t
s
b
u
r
g
h

P
i
t
t
s
b
u
r
g
h

Average RPI Win:	236	WON-LOST RECORD	WINNING PCT. RANK	LAST 15 GAMES	STRENGTH OF SCHEDULE	OPP. STRENGTH OF SCHEDULE	TEAM RPI	ADJ RPI	CONF. RPI	ADJ CONF. RPI	
Average RPI Loss:	193										
DIV. I ONLY	23-21-0	.52273	135	8-7-0	236	271	206	.46987	205	28	28
DIV. I NON-CONF.	8-8-0	.5	140	2-1-0	204	266	191	.47972	193	29	29
<hr/>											
TOTALS	RPI 1-25	RPI 26-50		W-L RECORDS		RPI 51-100		RPI 101-150		RPI 150+	
23-21-0	0-0-0	0-0-0		OVERALL		0-1-0		1-2-0		22-18-0	
15-5-0	0-0-0	0-0-0		HOME		0-0-0		0-1-0		15-4-0	
8-16-0	0-0-0	0-0-0		AWAY		0-1-0		1-1-0		7-14-0	
0-0-0	0-0-0	0-0-0		NEUTRAL		0-0-0		0-0-0		0-0-0	
8-8-0	0-0-0	0-0-0		NON-CONFERENCE		0-1-0		1-2-0		7-5-0	
3-1-0	0-0-0	0-0-0		HOME		0-0-0		0-1-0		3-0-0	
5-7-0	0-0-0	0-0-		AWAY		0-1-0		1-1-0		4-5-0	
0-0-0	0-0-0	0-0-0		NEUTRAL		0-0-0		0-0-0		0-0-0	
15-13-0	0-0-0	0-0-0		CONFERENCE		0-0-0		0-0-0		15-13-0	
12-4-0	0-0-0	0-0-0		HOME		0-0-0		0-0-0		12-4-0	
3-9-0	0-0-0	0-0-0		AWAY		0-0-0		0-0-0		3-9-0	
0-0-0	0-0-0	0-0-0		NEUTRAL		0-0-0		0-0-0		0-0-0	
RPI	S	Opponent	Score	RPI	S	Opponent	Score	RPI	S	Opponent	Score
				77 A Connecticut 4 7				101 H Rhode Island 5 10			
								119 A Stony Brook 3 4			
								140 A Holy Cross 13 4			
								155 A Bryant 0 3			
								155 A Bryant 2 6			
								155 A Bryant 2 3			
								155 A Bryant 2 10			
								156 A Villanova 7 4			
								167 H Monmouth 3 11			
								167 H Monmouth 3 1			
								167 H Monmouth 12 14			
								167 H Monmouth 6 1			
								178 A Towson 2 9			
								178 A Towson 0 6			
								191 H Massachusetts 11 2			
								200 A Northeastern 4 3			
								214 A Fairleigh Dickinson 12 4			
								214 A Fairleigh Dickinson 3 5			
								214 A Fairleigh Dickinson 7 8			
								214 A Fairleigh Dickinson 7 12			
								217 A Saint Joseph's 4 0			
								245 H Albany (NY) 5 4			
								249 A Sacred Heart 0 9			
								249 A Sacred Heart 7 0			
								249 A Sacred Heart 7 4			
				249 A Sacred Heart 3 8							
				252 A Navy 3 4							
LAST 15 GAMES											
254 H Wagner 6 2				214 A Fairleigh Dickinson 7 8				249 A Sacred Heart 0 9			
254 H Wagner 7 4				214 A Fairleigh Dickinson 7 12				249 A Sacred Heart 7 0			
254 H Wagner 2 5				191 H Massachusetts 11 2				249 A Sacred Heart 7 4			
254 H Wagner 4 3								249 A Sacred Heart 3 8			
119 A Stony Brook 3 4								252 A Navy 3 4			

Non-Div. I Games:

Central Conn. St.

214	A	Fairleigh Dickinson	12	4
214	A	Fairleigh Dickinson	3	5

RPI	S	Opponent	Score	
252	A	Navy	3	2
254	H	Wagner	7	4
254	H	Wagner	6	2
254	H	Wagner	2	5
254	H	Wagner	4	3
256	A	Temple	6	10
257	H	Fairfield	6	5
273	H	LIU Brooklyn	2	3
273	H	LIU Brooklyn	5	0
273	H	LIU Brooklyn	5	4
273	H	LIU Brooklyn	5	3
280	A	Hartford	2	5
285	H	Quinnipiac	3	2
285	H	Quinnipiac	6	5
285	H	Quinnipiac	9	3
285	H	Quinnipiac	13	7

Central Conn. St.
.
S
t
.

C
e
n
t
r
a
l
C
o
n
n
.
S
t
.

Average RPI Win: 157		WON-LOST	WINNING	LAST 15	STRENGTH OF		OPP. STRENGTH	TEAM	ADJ	CONF.	ADJ CONF.												
Average RPI Loss: 122		RECORD	PCT. RANK	GAMES	SCHEDULE		OF SCHEDULE	RPI	RPI	RPI	RPI												
DIV. I ONLY		16-23-0	.41026	217	5-8-0		180	97	197	.46858	206	13	13										
DIV. I NON-CONF.		4-10-0	.28571	257	0-1-0		205	142	249	.42968	252	10	10										
<hr/>																							
TOTALS		RPI 1-25		RPI 26-50		W-L RECORDS		RPI 51-100		RPI 101-150		RPI 150+											
16-23-0		0-2-0		1-2-0		OVERALL		1-3-0		6-10-0		8-6-0											
8-10-0		0-1-0		1-2-0		HOME		0-1-0		3-3-0		4-3-0											
8-13-0		0-1-0		0-0-0		AWAY		1-2-0		3-7-0		4-3-0											
0-0-0		0-0-0		0-0-0		NEUTRAL		0-0-0		0-0-0		0-0-0											
4-10-0		0-2-0		0-0-0		NON-CONFERENCE		0-0-0		1-3-0		3-5-0											
1-4-0		0-1-0		0-0-0		HOME		0-0-0		0-0-0		1-3-0											
3-6-0		0-1-0		0-0-		AWAY		0-0-0		1-3-0		2-2-0											
0-0-0		0-0-0		0-0-0		NEUTRAL		0-0-0		0-0-0		0-0-0											
12-13-0		0-0-0		1-2-0		CONFERENCE		1-3-0		5-7-0		5-1-0											
7-6-0		0-0-0		1-2-0		HOME		0-1-0		3-3-0		3-0-0											
5-7-0		0-0-0		0-0-0		AWAY		1-2-0		2-4-0		2-1-0											
0-0-0		0-0-0		0-0-0		NEUTRAL		0-0-0		0-0-0		0-0-0											
RPI	S	Opponent		Score		RPI	S	Opponent		Score		RPI	S	Opponent		Score							
7	A	LSU		4	11	45	H	Sam Houston St.		2	5	52	A	Texas St.		1	9						
7	H	LSU		10	19	45	H	Sam Houston St.		5	1	52	A	Texas St.		5	3						
						45	H	Sam Houston St.		0	4	52	A	Texas St.		1	10						
												54	H	Southeastern La.		1	9						
												124	A	Lamar		5	4						
												124	A	Lamar		1	4						
												124	A	Lamar		0	6						
												128	A	Louisiana Tech		2	13						
												128	A	Louisiana Tech		4	5						
												128	A	Louisiana Tech		4	3						
												137	A	Houston		1	4						
												142	H	UTSA		3	2						
												142	H	UTSA		0	3						
												142	H	UTSA		3	4						
												146	H	Nicholls St.		0	1						
												146	H	Nicholls St.		8	7						
												146	H	Nicholls St.		2	0						
												148	A	Northwestern St.		0	8						
												148	A	Northwestern St.		3	5						
												148	A	Northwestern St.		4	1						
												151	A	La.-Lafayette		4	5						
												151	H	La.-Lafayette		8	14						
												173	A	Stephen F. Austin		4	1						
												173	A	Stephen F. Austin		4	1						
												173	A	Stephen F. Austin		0	7						
												175	H	Central Ark.		6	2						
												175	H	Central Ark.		7	5						
												175	H	Central Ark.		6	5						
												198	H	Central Mich.		4	7						
												198	H	Central Mich.		3	2						
												239	A	Houston Baptist		3	4						
<hr/>																							
LAST 15 GAMES																							
124 A Lamar						0	6	173 A Stephen F. Austin						4	1	175 H Central Ark.						7	5
124 A Lamar						5	4	173 A Stephen F. Austin						4	1	175 H Central Ark.						6	5
124 A Lamar						1	4	173 A Stephen F. Austin						0	7	198 H Central Mich.						4	7
151 A La.-Lafayette						4	5									198 H Central Mich.						3	2
45 H Sam Houston St.						5	1									239 A Houston Baptist						3	4

Non-Div. I Games: New Orleans 7 2 New Orleans 7 0

McNeese St.

McNeese St.

45 H Sam Houston St.	0	4
45 H Sam Houston St.	2	5

Through Games Of Sunday, April 29

RPI	S	Opponent	Score	
239	A	Houston Baptist	8	7
258	H	Prairie View	7	8
279	A	Texas Southern	8	3

McNeese St.

M
c
N
e
e
s
e
s
t
.

M
c
N
e
e
s
e
s
t
.

Average RPI Win: 217		WON-LOST	WINNING	LAST 15	STRENGTH OF		OPP. STRENGTH	TEAM	ADJ	CONF.	ADJ CONF.
Average RPI Loss: 171		RECORD	PCT. RANK	GAMES	SCHEDULE		OF SCHEDULE	RPI	RPI	RPI	RPI
DIV. I ONLY		21-19-0	.525	132	6-9-0		261	201	209	.46756	207
DIV. I NON-CONF.		13-12-0	.52	134	0-3-0		249	216	201	.47245	202
TOTALS		RPI 1-25	RPI 26-50		W-L RECORDS		RPI 51-100		RPI 101-150		RPI 150+
21-19-0	0-1-0	0-0-0		OVERALL		1-1-0		3-4-0		17-13-0	
14-12-0	0-0-0	0-0-0		HOME		1-0-0		1-3-0		12-9-0	
7-6-0	0-1-0	0-0-0		AWAY		0-0-0		2-1-0		5-4-0	
0-1-0	0-0-0	0-0-0		NEUTRAL		0-1-0		0-0-0		0-0-0	
13-12-0	0-1-0	0-0-0		NON-CONFERENCE		1-1-0		3-4-0		9-6-0	
10-7-0	0-0-0	0-0-0		HOME		1-0-0		1-3-0		8-4-0	
3-4-0	0-1-0	0-0-		AWAY		0-0-0		2-1-0		1-2-0	
0-1-0	0-0-0	0-0-0		NEUTRAL		0-1-0		0-0-0		0-0-0	
8-7-0	0-0-0	0-0-0		CONFERENCE		0-0-0		0-0-0		8-7-0	
4-5-0	0-0-0	0-0-0		HOME		0-0-0		0-0-0		4-5-0	
4-2-0	0-0-0	0-0-0		AWAY		0-0-0		0-0-0		4-2-0	
0-0-0	0-0-0	0-0-0		NEUTRAL		0-0-0		0-0-0		0-0-0	
RPI S	Opponent	Score		RPI S	Opponent	Score		RPI S	Opponent	Score	
19 A	Virginia	5	7					76 N	Liberty	0	12
								92 H	VCU	7	1
								103 H	George Mason	10	12
								108 A	High Point	7	6
								108 A	High Point	8	4
								123 A	Citadel	7	10
								134 H	Princeton	9	7
								134 H	Princeton	14	21
								134 H	Princeton	9	15
								154 H	Xavier	2	1
								154 H	Xavier	5	7
								154 H	Xavier	6	7
								158 A	William & Mary	4	17
								158 H	William & Mary	5	9
								196 H	Dayton	3	5
								196 H	Dayton	0	1
								196 H	Dayton	5	4
								200 H	Northeastern	2	8
								200 H	Northeastern	10	15
								209 A	Old Dominion	8	2
								216 H	George Washington	6	0
								216 H	George Washington	4	9
								216 H	George Washington	9	3
								237 A	La Salle	7	5
								237 A	La Salle	2	5
								237 A	La Salle	2	1
								250 H	Saint Peter's	17	8
								250 H	Saint Peter's	7	2
								250 H	Saint Peter's	8	2
LAST 15 GAMES											
				196 H	Dayton	5	4	216 H	George Washington	9	3
				196 H	Dayton	0	1	216 H	George Washington	6	0
				196 H	Dayton	3	5	216 H	George Washington	4	9
				256 A	Temple	9	4				
				256 A	Temple	6	7				

Non-Div. I Games:

Richmond

256	A	Temple	14	6
19	A	Virginia	5	7

RPI	S	Opponent	Score	
256	A	Temple	6	7
256	A	Temple	9	4
256	A	Temple	14	6
261	A	VMI	3	4
270	H	Niagara	10	11
270	H	Niagara	10	1
270	H	Niagara	6	4
285	H	Quinnipiac	8	0
285	H	Quinnipiac	7	5
285	H	Quinnipiac	3	0

Richmond

R
i
c
h
m
o
n
d

R
i
c
h
m
o
n
d

Average RPI Win:		181	WON-LOST RECORD		WINNING PCT. RANK		LAST 15 GAMES		STRENGTH OF SCHEDULE		OPP. STRENGTH OF SCHEDULE		TEAM RPI		ADJ RPI		CONF. RPI		ADJ CONF. RPI				
DIV. I ONLY			14-31-0		.31111	265	3-12-0		70		167		198		.46747		208	10		10			
DIV. I NON-CONF.			10-17-0		.37037	224	0-3-0		145		231		211		.46181		215	11		11			
TOTALS		RPI 1-25		RPI 26-50			W-L RECORDS			RPI 51-100			RPI 101-150			RPI 150+							
14-31-0		0-1-0		1-4-0			OVERALL			3-15-0			2-6-0			8-5-0							
12-19-0		0-0-0		0-1-0			HOME			2-7-0			2-6-0			8-5-0							
2-12-0		0-1-0		1-3-0			AWAY			1-8-0			0-0-0			0-0-0							
0-0-0		0-0-0		0-0-0			NEUTRAL			0-0-0			0-0-0			0-0-0							
10-17-0		0-1-0		0-2-0			NON-CONFERENCE			2-7-0			0-2-0			8-5-0							
9-10-0		0-0-0		0-1-0			HOME			1-2-0			0-2-0			8-5-0							
1-7-0		0-1-0		0-0-			AWAY			1-5-0			0-0-0			0-0-0							
0-0-0		0-0-0		0-0-0			NEUTRAL			0-0-0			0-0-0			0-0-0							
4-14-0		0-0-0		1-2-0			CONFERENCE			1-8-0			2-4-0			0-0-0							
3-9-0		0-0-0		0-0-0			HOME			1-5-0			2-4-0			0-0-0							
1-5-0		0-0-0		1-2-0			AWAY			0-3-0			0-0-0			0-0-0							
0-0-0		0-0-0		0-0-0			NEUTRAL			0-0-0			0-0-0			0-0-0							
RPI	S	Opponent		Score		RPI	S	Opponent		Score		RPI	S	Opponent		Score		RPI	S	Opponent		Score	
1	A	Florida St.		9	16	28	A	Col. of Charleston		3	16	53	A	Southern California		2	8	106	H	Mercer		2	3
						28	H	Col. of Charleston		0	7	53	A	Southern California		3	11	106	H	Mercer		0	5
						50	A	Stetson		5	9	53	A	Southern California		3	4	106	H	Mercer		5	8
						50	A	Stetson		3	8	60	H	Belmont		3	4	107	H	Fla. Gulf Coast		9	4
						50	A	Stetson		9	6	60	H	Belmont		4	6	107	H	Fla. Gulf Coast		3	0
												60	H	Belmont		0	4	107	H	Fla. Gulf Coast		3	7
												73	A	S.C. Upstate		2	4	121	H	FIU		2	7
												73	A	S.C. Upstate		4	12	121	H	FIU		4	5
												73	A	S.C. Upstate		2	3	177	H	Bethune-Cookman		0	6
												81	H	Kennesaw St.		3	10	200	H	Northeastern		1	8
												81	H	Kennesaw St.		8	7	200	H	Northeastern		7	6
												81	H	Kennesaw St.		2	9	200	H	Northeastern		4	1
												82	A	South Fla.		9	2	254	H	Wagner		1	4
												82	A	South Fla.		0	8	254	H	Wagner		10	0
												83	H	Western Caro.		5	2	254	H	Wagner		5	6
												83	H	Western Caro.		1	2	257	H	Fairfield		5	4
												90	A	Ga. Southern		11	17	257	H	Fairfield		3	9
												90	H	Ga. Southern		6	7	267	H	Akron		5	2
																		267	H	Akron		5	1
																		287	H	Florida A&M		13	8
																		287	H	Florida A&M		11	10
						LAST 15 GAMES																	
						106	H	Mercer		5	8	121	H	FIU		4	5						
						106	H	Mercer		0	5	107	H	Fla. Gulf Coast		9	4						
						106	H	Mercer		2	3	107	H	Fla. Gulf Coast		3	0						
						73	A	S.C. Upstate		4	12												
						73	A	S.C. Upstate		2	4												

Non-Div. I Games:

Jacksonville

73	A	S.C. Upstate	2	3
121	H	FIU	2	7

J
a
c
k
s
o
n
v
i
l
l
e

J
a
c
k
s
o
n
v
i
l
l
e

Average RPI Win:		192	WON-LOST RECORD		WINNING PCT. RANK		LAST 15 GAMES		STRENGTH OF SCHEDULE		OPP. STRENGTH OF SCHEDULE		TEAM RPI		ADJ RPI		CONF. RPI		ADJ CONF. RPI				
DIV. I ONLY			16-27-0		.37209	244	6-9-0		151		173		211		.4661		209	17		18			
DIV. I NON-CONF.			10-12-0		.45455	171	2-1-0		165		232		184		.48154		188	18		18			
TOTALS		RPI 1-25		RPI 26-50			W-L RECORDS			RPI 51-100			RPI 101-150			RPI 150+							
16-27-0		1-2-0		0-3-0			OVERALL			1-7-0			2-4-0			12-11-0							
10-19-0		0-2-0		0-0-0			HOME			1-6-0			1-2-0			8-9-0							
5-8-0		1-0-0		0-3-0			AWAY			0-1-0			1-2-0			3-2-0							
1-0-0		0-0-0		0-0-0			NEUTRAL			0-0-0			0-0-0			1-0-0							
10-12-0		1-2-0		0-0-0			NON-CONFERENCE			0-5-0			0-0-0			9-5-0							
6-11-0		0-2-0		0-0-0			HOME			0-4-0			0-0-0			6-5-0							
3-1-0		1-0-0		0-0-			AWAY			0-1-0			0-0-0			2-0-0							
1-0-0		0-0-0		0-0-0			NEUTRAL			0-0-0			0-0-0			1-0-0							
6-15-0		0-0-0		0-3-0			CONFERENCE			1-2-0			2-4-0			3-6-0							
4-8-0		0-0-0		0-0-0			HOME			1-2-0			1-2-0			2-4-0							
2-7-0		0-0-0		0-3-0			AWAY			0-0-0			1-2-0			1-2-0							
0-0-0		0-0-0		0-0-0			NEUTRAL			0-0-0			0-0-0			0-0-0							
RPI	S	Opponent		Score		RPI	S	Opponent		Score		RPI	S	Opponent		Score		RPI	S	Opponent		Score	
14	H	North Carolina St.		6	16	48	A	UNC Wilmington		4	10	76	A	Liberty		6	12	103	A	George Mason		1	7
23	A	East Carolina		3	2	48	A	UNC Wilmington		3	4	76	H	Liberty		6	10	103	A	George Mason		5	1
23	H	East Carolina		4	10	48	A	UNC Wilmington		3	7	79	H	Rutgers		1	5	103	A	George Mason		6	16
												79	H	Rutgers		6	8	120	H	Hofstra		5	9
												79	H	Rutgers		8	11	120	H	Hofstra		1	11
												92	H	VCU		0	3	120	H	Hofstra		13	5
												92	H	VCU		4	1	178	A	Towson		10	14
												92	H	VCU		6	7	178	A	Towson		7	0
																		178	A	Towson		3	4
																		186	H	Marist		2	7
																		186	H	Marist		6	3
																		190	H	Delaware		5	3
																		190	H	Delaware		6	8
																		190	H	Delaware		2	6
																		191	H	Massachusetts		0	8
																		191	H	Massachusetts		3	2
																		191	H	Massachusetts		6	1
																		207	H	Richmond		2	8
																		223	H	James Madison		8	13
																		223	H	James Madison		6	7
																		223	H	James Madison		6	5
						LAST 15 GAMES												256	H	Temple		5	4
						92	H	VCU		0	3	223	H	James Madison		6	5	256	H	Temple		6	2
						92	H	VCU		6	7	223	H	James Madison		6	7	256	H	Temple		4	5
						92	H	VCU		4	1	223	H	James Madison		8	13	261	A	VMI		2	0
						103	A	George Mason		6	16							261	H	VMI		13	12
						103	A	George Mason		1	7							261	N	VMI		8	3

Non-Div. I Games:

Old Dominion

103	A	George Mason	5	1
283	A	Norfolk St.	11	8

RPI	S	Opponent	Score	
283	A	Norfolk St.	11	8
283	H	Norfolk St.	5	7

Average RPI Win: 252		WON-LOST RECORD		WINNING PCT. RANK		LAST 15 GAMES		STRENGTH OF SCHEDULE		OPP. STRENGTH OF SCHEDULE		TEAM RPI		ADJ RPI		CONF. RPI		ADJ CONF. RPI	
DIV. I ONLY		19-19-0		.5 145		8-5-0		252		227		220		.46609 210		27		27	
DIV. I NON-CONF.		11-15-0		.42308 197		0-1-0		151		215		192		.48141 189		26		26	
TOTALS		RPI 1-25		RPI 26-50		W-L RECORDS		RPI 51-100		RPI 101-150		RPI 150+							
19-19-0		0-3-0		1-3-0		OVERALL		0-2-0		0-0-0		18-11-0							
4-2-0		0-0-0		0-0-0		HOME		0-0-0		0-0-0		4-2-0							
12-13-0		0-3-0		1-3-0		AWAY		0-1-0		0-0-0		11-6-0							
3-4-0		0-0-0		0-0-0		NEUTRAL		0-1-0		0-0-0		3-3-0							
11-15-0		0-3-0		1-3-0		NON-CONFERENCE		0-2-0		0-0-0		10-7-0							
0-0-0		0-0-0		0-0-0		HOME		0-0-0		0-0-0		0-0-0							
8-11-0		0-3-0		1-0-		AWAY		0-1-0		0-0-0		7-4-0							
3-4-0		0-0-0		0-0-0		NEUTRAL		0-1-0		0-0-0		3-3-0							
8-4-0		0-0-0		0-0-0		CONFERENCE		0-0-0		0-0-0		8-4-0							
4-2-0		0-0-0		0-0-0		HOME		0-0-0		0-0-0		4-2-0							
4-2-0		0-0-0		0-0-0		AWAY		0-0-0		0-0-0		4-2-0							
0-0-0		0-0-0		0-0-0		NEUTRAL		0-0-0		0-0-0		0-0-0							
RPI	S	Opponent		Score		RPI	S	Opponent		Score		RPI	S	Opponent		Score			
1	A	Florida St.		0	6	33	A	Clemson		6	5	71	N	Illinois St.		1	7		
1	A	Florida St.		0	10	33	A	Clemson		5	9	95	A	Seton Hall		4	6		
1	A	Florida St.		2	18	33	A	Clemson		6	9								
						50	A	Stetson		2	3								

Non-Div. I Games:

Colby

5 1

Bates

10 3

Husson

7 2

Maine

201	A	Binghamton	0	6
280	H	Hartford	11	3

RPI	S	Opponent	Score	
287	A	Florida A&M	17	7
287	A	Florida A&M	5	3

Maine

M
a
i
n
e

M
a
i
n
e

Average RPI Win: 257		WON-LOST	WINNING	LAST 15	STRENGTH OF		OPP. STRENGTH	TEAM	ADJ	CONF.	ADJ CONF.					
Average RPI Loss: 175		RECORD	PCT. RANK	GAMES	SCHEDULE		OF SCHEDULE	RPI	RPI	RPI	RPI					
DIV. I ONLY		24-14-0	.63158	58	8-4-0		288	266	215	.46604	211	31	31			
DIV. I NON-CONF.		6-9-0	.4	206	0-1-0		269	140	243	.44066	238	31	31			
TOTALS		RPI 1-25	RPI 26-50		W-L RECORDS		RPI 51-100		RPI 101-150		RPI 150+					
24-14-0		0-2-0	0-0-0		OVERALL		1-1-0		0-2-0		23-9-0					
12-1-0		0-0-0	0-0-0		HOME		1-0-0		0-0-0		11-1-0					
12-13-0		0-2-0	0-0-0		AWAY		0-1-0		0-2-0		12-8-0					
0-0-0		0-0-0	0-0-0		NEUTRAL		0-0-0		0-0-0		0-0-0					
6-9-0		0-2-0	0-0-0		NON-CONFERENCE		1-1-0		0-2-0		5-4-0					
3-0-0		0-0-0	0-0-0		HOME		1-0-0		0-0-0		2-0-0					
3-9-0		0-2-0	0-0-		AWAY		0-1-0		0-2-0		3-4-0					
0-0-0		0-0-0	0-0-0		NEUTRAL		0-0-0		0-0-0		0-0-0					
18-5-0		0-0-0	0-0-0		CONFERENCE		0-0-0		0-0-0		18-5-0					
9-1-0		0-0-0	0-0-0		HOME		0-0-0		0-0-0		9-1-0					
9-4-0		0-0-0	0-0-0		AWAY		0-0-0		0-0-0		9-4-0					
0-0-0		0-0-0	0-0-0		NEUTRAL		0-0-0		0-0-0		0-0-0					
RPI S	Opponent	Score		RPI S	Opponent	Score		RPI S	Opponent	Score		RPI S	Opponent	Score		
22 A	Ole Miss	0	12					54 A	Southeastern La.	2	13	146 A	Nicholls St.	0	6	
22 A	Ole Miss	1	13					54 H	Southeastern La.	3	1	149 A	South Ala.	4	12	
												179 H	Eastern Ill.	2	1	
												181 A	Morehead St.	4	12	
												181 A	Morehead St.	6	7	
												181 A	Morehead St.	4	5	
												181 A	Morehead St.	16	0	
												185 A	Southern U.	2	8	
												185 H	Southern U.	4	14	
												253 A	Alabama St.	5	1	
												253 A	Alabama St.	10	6	
												253 A	Alabama St.	2	1	
												253 H	Alabama St.	6	3	
												253 H	Alabama St.	4	3	
												253 H	Alabama St.	2	1	
												265 A	Alcorn St.	6	2	
												265 A	Alcorn St.	11	5	
												265 A	Alcorn St.	4	5	
												265 H	Alcorn St.	7	3	
												265 H	Alcorn St.	8	6	
												265 H	Alcorn St.	7	2	
					LAST 15 GAMES							287 A	Florida A&M	4	3	
					185 A	Southern U.	2	8	253 A	Alabama St.	5	1	287 A	Florida A&M	11	9
					185 H	Southern U.	4	14	253 A	Alabama St.	10	6	287 A	Florida A&M	4	5
					265 A	Alcorn St.	11	5	291 H	Mississippi Val.	4	2	287 H	Florida A&M	15	6
					265 A	Alcorn St.	4	5					291 A	Mississippi Val.	4	2
					265 A	Alcorn St.	6	2					291 A	Mississippi Val.	10	8
Non-Div. I Games:		Tougaloo	10	0	Tougaloo		7	1	Tougaloo		6	5	Tougaloo		11	1
															Jackson St.	

Jackson St.

54	A	Southeastern La.	2	13
253	A	Alabama St.	2	1

Through Games Of Sunday, April 29

RPI	S	Opponent	Score	
291	A	Mississippi Val.	2	3
291	H	Mississippi Val.	3	1
291	H	Mississippi Val.	4	2
291	H	Mississippi Val.	5	1
296	A	Alabama A&M	10	11
296	A	Alabama A&M	14	0
296	A	Alabama A&M	3	1

Jackson St.

J
a
c
k
s
o
n
S
t
.

J
a
c
k
s
o
n
S
t
.

UNLV

Average RPI Win: 193		WON-LOST RECORD		WINNING PCT. RANK		LAST 15 GAMES		STRENGTH OF SCHEDULE		OPP. STRENGTH OF SCHEDULE		TEAM RPI		ADJ RPI		CONF. RPI		ADJ CONF. RPI	
DIV. I ONLY		20-24-0		.45455 176		6-9-0		240		119		218		.4657 212		18		17	
DIV. I NON-CONF.		15-11-0		.57692 98		3-3-0		244		113		157		.49665 157		14		14	
TOTALS		RPI 1-25		RPI 26-50		W-L RECORDS		RPI 51-100		RPI 101-150		RPI 150+							
20-24-0		0-1-0		1-5-0		OVERALL		5-9-0		0-2-0		14-7-0							
14-10-0		0-0-0		0-3-0		HOME		3-3-0		0-0-0		11-4-0							
5-13-0		0-1-0		1-2-0		AWAY		2-5-0		0-2-0		2-3-0							
1-1-0		0-0-0		0-0-0		NEUTRAL		0-1-0		0-0-0		1-0-0							
15-11-0		0-1-0		0-0-0		NON-CONFERENCE		5-6-0		0-2-0		10-2-0							
11-4-0		0-0-0		0-0-0		HOME		3-3-0		0-0-0		8-1-0							
3-6-0		0-1-0		0-0-		AWAY		2-2-0		0-2-0		1-1-0							
1-1-0		0-0-0		0-0-0		NEUTRAL		0-1-0		0-0-0		1-0-0							
5-13-0		0-0-0		1-5-0		CONFERENCE		0-3-0		0-0-0		4-5-0							
3-6-0		0-0-0		0-3-0		HOME		0-0-0		0-0-0		3-3-0							
2-7-0		0-0-0		1-2-0		AWAY		0-3-0		0-0-0		1-2-0							
0-0-0		0-0-0		0-0-0		NEUTRAL		0-0-0		0-0-0		0-0-0							
RPI S	Opponent	Score		RPI S	Opponent	Score		RPI S	Opponent	Score		RPI S	Opponent	Score					
25 A	Arizona St.	2	4	41 A	TCU	1	2	66 H	Nevada	2	3	147 A	UC Riverside	5	13				
				41 A	TCU	2	4	66 H	Nevada	0	1	147 A	UC Riverside	1	3				
				41 A	TCU	11	0	66 H	Nevada	5	4	161 H	CSU Bakersfield	4	3				
				41 H	TCU	2	10	67 A	UC Irvine	3	2	161 H	CSU Bakersfield	15	6				
				41 H	TCU	2	5	68 A	Loyola Marymount	6	1	163 H	San Diego St.	5	9				
				41 H	TCU	6	15	68 A	Loyola Marymount	2	6	163 H	San Diego St.	3	6				
								68 A	Loyola Marymount	3	4	163 H	San Diego St.	6	12				
								73 H	Washington St.	2	1	189 A	A&M-Corpus Christi	1	3				
								73 H	Washington St.	8	9	195 N	Utah	9	2				
								73 H	Washington St.	4	3	260 A	Air Force	15	4				
								80 N	Nebraska	7	8	260 A	Air Force	5	12				
								84 A	New Mexico	4	11	260 A	Air Force	7	10				
								84 A	New Mexico	1	9	260 H	Air Force	4	1				
								84 A	New Mexico	5	16	260 H	Air Force	5	4				
												260 H	Air Force	7	6				
												269 H	Neb. Omaha	20	1				
												269 H	Neb. Omaha	11	2				
												269 H	Neb. Omaha	10	7				
												269 H	Neb. Omaha	6	8				
												278 A	Southern Utah	21	6				
												278 H	Southern Utah	22	12				
												278 H	Southern Utah	19	2				
												278 H	Southern Utah	14	3				
				LAST 15 GAMES															
				84 A	New Mexico	1	9	147 A	UC Riverside	1	3								
				84 A	New Mexico	5	16	269 H	Neb. Omaha	20	1								
				84 A	New Mexico	4	11	269 H	Neb. Omaha	11	2								
				260 H	Air Force	5	4												
				260 H	Air Force	7	6												

Non-Div. I Games:

UNLV

260	H	Air Force	4	1
147	A	UC Riverside	5	13

U
N
L
V

U
N
L
V

Average RPI Win:	180	WON-LOST RECORD	WINNING PCT. RANK	LAST 15 GAMES	STRENGTH OF SCHEDULE	OPP. STRENGTH OF SCHEDULE	TEAM RPI	ADJ RPI	CONF. RPI	ADJ CONF. RPI	
DIV. I ONLY		16-22-0	.42105 211	5-10-0	190	136	202	.46498 213	8	8	
DIV. I NON-CONF.		13-11-0	.54167 122	2-3-0	287	144	219	.45281 224	12	12	
<hr/>											
TOTALS	RPI 1-25	RPI 26-50		W-L RECORDS	RPI 51-100		RPI 101-150		RPI 150+		
16-22-0	0-0-0	0-3-0		OVERALL	2-9-0		3-5-0		11-5-0		
9-9-0	0-0-0	0-0-0		HOME	2-4-0		3-2-0		4-3-0		
7-13-0	0-0-0	0-3-0		AWAY	0-5-0		0-3-0		7-2-0		
0-0-0	0-0-0	0-0-0		NEUTRAL	0-0-0		0-0-0		0-0-0		
13-11-0	0-0-0	0-0-0		NON-CONFERENCE	0-6-0		2-0-0		11-5-0		
6-4-0	0-0-0	0-0-0		HOME	0-1-0		2-0-0		4-3-0		
7-7-0	0-0-0	0-0-		AWAY	0-5-0		0-0-0		7-2-0		
0-0-0	0-0-0	0-0-0		NEUTRAL	0-0-0		0-0-0		0-0-0		
3-11-0	0-0-0	0-3-0		CONFERENCE	2-3-0		1-5-0		0-0-0		
3-5-0	0-0-0	0-0-0		HOME	2-3-0		1-2-0		0-0-0		
0-6-0	0-0-0	0-3-0		AWAY	0-0-0		0-3-0		0-0-0		
0-0-0	0-0-0	0-0-0		NEUTRAL	0-0-0		0-0-0		0-0-0		
<hr/>											
RPI S	Opponent	Score	RPI S	Opponent	Score	RPI S	Opponent	Score	RPI S	Opponent	Score
			40 A	Missouri St.	0 3	61 H	Indiana St.	0 2	111 A	Southern Ill.	0 4
			40 A	Missouri St.	3 5	61 H	Indiana St.	8 0	111 A	Southern Ill.	6 7
			40 A	Missouri St.	0 7	61 H	Indiana St.	3 6	111 A	Southern Ill.	5 6
						71 H	Illinois St.	2 7	118 H	Evansville	3 2
						71 H	Illinois St.	6 5	118 H	Evansville	4 8
						73 A	California	5 7	118 H	Evansville	0 1
						80 A	Nebraska	3 5	127 H	BYU	2 0
						80 H	Nebraska	1 4	128 H	Louisiana Tech	3 1
						85 A	Portland	3 5	164 H	Kansas	7 3
						85 A	Portland	2 3	175 A	Central Ark.	5 1
						97 A	Sacramento St.	2 7	175 A	Central Ark.	4 3
									175 A	Central Ark.	7 3
									197 A	UC Davis	3 6
									197 A	UC Davis	7 6
									197 A	UC Davis	4 3
									238 A	Pacific	3 9
									238 A	Pacific	12 2
									238 A	Pacific	11 9
									269 H	Neb. Omaha	2 3
									272 H	South Dakota St.	2 5
									272 H	South Dakota St.	6 5
									275 H	North Dakota	16 3
									275 H	North Dakota	12 3
									275 H	North Dakota	1 4
			LAST 15 GAMES								
			71 H	Illinois St.	2 7	272 H	South Dakota St.	2 5			
			71 H	Illinois St.	6 5	80 A	Nebraska	3 5			
			80 H	Nebraska	1 4	61 H	Indiana St.	8 0			
			111 A	Southern Ill.	5 6						
			111 A	Southern Ill.	6 7						

Non-Div. I Games:

Creighton

111	A	Southern Ill.	0	4
272	H	South Dakota St.	6	5

C
r
e
i
g
h
t
o
n

C
r
e
i
g
h
t
o
n

Average RPI Win:	228	WON-LOST	WINNING	LAST 15	STRENGTH OF	OPP. STRENGTH	TEAM	ADJ	CONF.	ADJ CONF.	
Average RPI Loss:	186	RECORD	PCT. RANK	GAMES	SCHEDULE	OF SCHEDULE	RPI	RPI	RPI	RPI	
DIV. I ONLY	21-21-1	.5	145	8-7-0	225	264	212	.46445	214	28	28
DIV. I NON-CONF.	6-12-1	.34211	238	2-4-0	247	265	262	.42292	261	29	29
<hr/>											
TOTALS	RPI 1-25	RPI 26-50		W-L RECORDS		RPI 51-100		RPI 101-150		RPI 150+	
21-21-1	0-0-0	0-0-0		OVERALL		0-4-0		1-2-0		20-15-1	
12-6-1	0-0-0	0-0-0		HOME		0-0-0		0-1-0		12-5-1	
8-14-0	0-0-0	0-0-0		AWAY		0-4-0		1-1-0		7-9-0	
1-1-0	0-0-0	0-0-0		NEUTRAL		0-0-0		0-0-0		1-1-0	
<hr/>											
6-12-1	0-0-0	0-0-0		NON-CONFERENCE		0-4-0		1-2-0		5-6-1	
3-3-1	0-0-0	0-0-0		HOME		0-0-0		0-1-0		3-2-1	
2-8-0	0-0-0	0-0-		AWAY		0-4-0		1-1-0		1-3-0	
1-1-0	0-0-0	0-0-0		NEUTRAL		0-0-0		0-0-0		1-1-0	
<hr/>											
15-9-0	0-0-0	0-0-0		CONFERENCE		0-0-0		0-0-0		15-9-0	
9-3-0	0-0-0	0-0-0		HOME		0-0-0		0-0-0		9-3-0	
6-6-0	0-0-0	0-0-0		AWAY		0-0-0		0-0-0		6-6-0	
0-0-0	0-0-0	0-0-0		NEUTRAL		0-0-0		0-0-0		0-0-0	
<hr/>											
RPI	S	Opponent	Score	RPI	S	Opponent	Score	RPI	S	Opponent	Score
				69 A St. John's (NY) 7 15				119 A Stony Brook 0 9			
				93 A Radford 4 13				119 H Stony Brook 5 17			
				93 A Radford 1 11				129 A Army 6 4			
				93 A Radford 0 1				155 A Bryant 1 8			
								155 A Bryant 1 5			
								155 A Bryant 5 3			
								155 A Bryant 3 1			
								167 A Monmouth 0 9			
								167 A Monmouth 12 8			
								167 A Monmouth 1 3			
								167 A Monmouth 1 3			
								168 A Davidson 3 7			
								194 H Manhattan 7 4			
								205 H Central Conn. St. 12 7			
								205 H Central Conn. St. 4 12			
								205 H Central Conn. St. 5 3			
								205 H Central Conn. St. 8 7			
								222 A Siena 9 8			
								246 H NJIT 5 12			
								249 H Sacred Heart 2 0			
				249 H Sacred Heart 8 6							
				249 H Sacred Heart 1 6							
				249 H Sacred Heart 6 3							
				205 H Central Conn. St. 12 7							
				250 H Saint Peter's 7 4							
				222 A Siena 9 8							
				254 H Wagner 1 3							
				254 H Wagner 4 0							
				254 H Wagner 5 3							
<hr/>											
				LAST 15 GAMES							
				155 A Bryant 1 5				205 H Central Conn. St. 8 7			
				155 A Bryant 5 3				205 H Central Conn. St. 12 7			
				155 A Bryant 3 1				222 A Siena 9 8			
				155 A Bryant 1 8				254 H Wagner 1 3			
				246 H NJIT 5 12				254 H Wagner 4 0			
								254 H Wagner 5 3			

Non-Div. I Games:

Fairleigh Dickinson

205	H	Central Conn. St.	4	12
205	H	Central Conn. St.	5	3

RPI	S	Opponent	Score	
254	H	Wagner	4	3
264	A	Lafayette	6	7
264	H	Lafayette	6	2
264	H	Lafayette	3	3
271	N	Lehigh	7	8
271	N	Lehigh	6	3
280	A	Hartford	4	8
285	A	Quinnipiac	4	11
285	A	Quinnipiac	8	4
285	A	Quinnipiac	5	3
285	A	Quinnipiac	11	2
293	H	NYIT	3	6

Fairleigh Dickinson

F
a
i
r
l
e
i
g
h
D
i
c
k
i
n
s
o
n

F
a
i
r
l
e
i
g
h
D
i
c
k
i
n
s
o
n

Average RPI Win: 213		WON-LOST	WINNING	LAST 15	STRENGTH OF		OPP. STRENGTH	TEAM	ADJ	CONF.	ADJ CONF.
Average RPI Loss: 133		RECORD	PCT. RANK	GAMES	SCHEDULE		OF SCHEDULE	RPI	RPI	RPI	RPI
DIV. I ONLY		16-22-0	.42105	211	7-8-0		198	188	217	.46371	215
DIV. I NON-CONF.		10-13-0	.43478	184	4-2-0		229	243	218	.45722	219
TOTALS		RPI 1-25	RPI 26-50		W-L RECORDS		RPI 51-100		RPI 101-150		RPI 150+
16-22-0	0-0-0	0-2-0		OVERALL		1-5-0		3-9-0		12-6-0	
6-5-0	0-0-0	0-0-0		HOME		0-1-0		1-2-0		5-2-0	
3-9-0	0-0-0	0-1-0		AWAY		1-3-0		2-4-0		0-1-0	
7-8-0	0-0-0	0-1-0		NEUTRAL		0-1-0		0-3-0		7-3-0	
10-13-0	0-0-0	0-2-0		NON-CONFERENCE		0-3-0		0-3-0		10-5-0	
3-2-0	0-0-0	0-0-0		HOME		0-1-0		0-0-0		3-1-0	
0-3-0	0-0-0	0-0-		AWAY		0-1-0		0-0-0		0-1-0	
7-8-0	0-0-0	0-1-0		NEUTRAL		0-1-0		0-3-0		7-3-0	
6-9-0	0-0-0	0-0-0		CONFERENCE		1-2-0		3-6-0		2-1-0	
3-3-0	0-0-0	0-0-0		HOME		0-0-0		1-2-0		2-1-0	
3-6-0	0-0-0	0-0-0		AWAY		1-2-0		2-4-0		0-0-0	
0-0-0	0-0-0	0-0-0		NEUTRAL		0-0-0		0-0-0		0-0-0	
RPI S	Opponent	Score	RPI S	Opponent	Score	RPI S	Opponent	Score	RPI S	Opponent	Score
32 N	Virginia Tech	3 4	71 N	Illinois St.	6 10	103 N	George Mason	3 12			
36 A	Coastal Caro.	0 1	80 A	Nebraska	4 3	112 N	Notre Dame	2 5			
			80 A	Nebraska	4 9	116 A	Indiana	5 10			
			80 A	Nebraska	8 9	116 A	Indiana	4 0			
			94 A	Bradley	3 7	116 A	Indiana	7 10			
			94 H	Bradley	3 7	129 N	Army	1 5			
						130 A	Minnesota	3 4			
						130 A	Minnesota	5 4			
						130 A	Minnesota	4 5			
						136 H	Penn St.	4 2			
						136 H	Penn St.	0 2			
						136 H	Penn St.	2 5			
						152 A	Austin Peay	3 4			
						179 N	Eastern Ill.	2 1			
						180 N	West Virginia	3 4			
						192 N	Jacksonville St.	6 3			
						204 N	Pittsburgh	7 5			
						226 N	Georgetown	1 6			
						241 H	Northwestern	3 2			
						241 H	Northwestern	3 1			
						241 H	Northwestern	0 3			
			LAST 15 GAMES			247 N	Bucknell	8 6			
130 A	Minnesota	5 4	94 H	Bradley	3 7	259 H	Western Ill.	8 7			
130 A	Minnesota	3 4	272 N	South Dakota St.	6 1	267 N	Akron	17 3			
130 A	Minnesota	4 5	259 H	Western Ill.	8 7	269 H	Neb. Omaha	1 3			
94 A	Bradley	3 7				272 H	South Dakota St.	6 2			
136 H	Penn St.	4 2				272 H	South Dakota St.	11 4			

Non-Div. I Games: Grand View 20 1

Iowa

136	H	Penn St.	0	2
136	H	Penn St.	2	5

RPI	S	Opponent	Score	
272	N	South Dakota St.	6	1
273	N	LIU Brooklyn	3	5
292	N	Youngstown St.	16	15

Iowa

I
o
w
a

I
o
w
a

Average RPI Win:		201	WON-LOST		RECORD	WINNING	LAST 15	STRENGTH OF		OPP. STRENGTH	TEAM	ADJ	CONF.	ADJ CONF.
Average RPI Loss:		147				PCT. RANK	GAMES	SCHEDULE		OF SCHEDULE	RPI	RPI	RPI	RPI
DIV. I ONLY			16-27-0			.37209	244	127		242	213	.46328	216	21
DIV. I NON-CONF.			13-15-0			.46429	157	82		242	145	.49973	149	22
TOTALS		RPI 1-25	RPI 26-50		W-L RECORDS		RPI 51-100		RPI 101-150		RPI 150+			
16-27-0		0-1-0	0-4-0		OVERALL		0-0-0		5-10-0		11-12-0			
8-14-0		0-0-0	0-0-0		HOME		0-0-0		3-5-0		5-9-0			
8-13-0		0-1-0	0-4-0		AWAY		0-0-0		2-5-0		6-3-0			
0-0-0		0-0-0	0-0-0		NEUTRAL		0-0-0		0-0-0		0-0-0			
13-15-0		0-1-0	0-4-0		NON-CONFERENCE		0-0-0		4-8-0		9-2-0			
7-6-0		0-0-0	0-0-0		HOME		0-0-0		3-5-0		4-1-0			
6-9-0		0-1-0	0-0-		AWAY		0-0-0		1-3-0		5-1-0			
0-0-0		0-0-0	0-0-0		NEUTRAL		0-0-0		0-0-0		0-0-0			
3-12-0		0-0-0	0-0-0		CONFERENCE		0-0-0		1-2-0		2-10-0			
1-8-0		0-0-0	0-0-0		HOME		0-0-0		0-0-0		1-8-0			
2-4-0		0-0-0	0-0-0		AWAY		0-0-0		1-2-0		1-2-0			
0-0-0		0-0-0	0-0-0		NEUTRAL		0-0-0		0-0-0		0-0-0			
RPI S	Opponent	Score	RPI S	Opponent	Score	RPI S	Opponent	Score	RPI S	Opponent	Score	RPI S	Opponent	Score
19 A	Virginia	4 16	39 A	Maryland	6 8				101 A	Rhode Island	0 1			
			50 A	Stetson	8 13				101 A	Rhode Island	2 10			
			50 A	Stetson	7 19				101 A	Rhode Island	2 0			
			50 A	Stetson	2 7				103 A	George Mason	4 5			
									103 H	George Mason	10 2			
									114 A	Duke	2 13			
									114 A	Duke	1 4			
									114 A	Duke	8 5			
									129 H	Army	1 0			
									129 H	Army	6 11			
									129 H	Army	0 5			
									143 H	Cornell	4 3			
									143 H	Cornell	3 5			
									143 H	Cornell	3 6			
									143 H	Cornell	3 12			
									158 A	William & Mary	1 11			
									178 A	Towson	8 4			
									178 H	Towson	9 1			
									182 H	Charlotte	2 8			
									182 H	Charlotte	3 15			
									182 H	Charlotte	5 9			
									207 A	Richmond	3 9			
									207 A	Richmond	0 6			
									207 A	Richmond	9 4			
									226 A	Georgetown	4 2			
									226 A	Georgetown	8 6			
									226 H	Georgetown	2 13			
Non-Div. I Games:			Shepherd	8 5	Shepherd	1 2	George Washington							

243 H St. Bonaventure	5	9
243 H St. Bonaventure	1	2

RPI	S	Opponent	Score	
237	H	La Salle	6	4
237	H	La Salle	4	7
237	H	La Salle	1	2
243	H	St. Bonaventure	1	3
243	H	St. Bonaventure	1	2
243	H	St. Bonaventure	5	9
252	H	Navy	10	9
262	A	Longwood	5	2
284	A	UMBC	6	4
284	H	UMBC	8	1
294	H	Md.-East. Shore	9	6

George Washington

G
e
o
r
g
e
W
a
s
h
i
n
g
t
o
n

G
e
o
r
g
e
W
a
s
h
i
n
g
t
o
n

Average RPI Win: 212		WON-LOST	WINNING	LAST 15	STRENGTH OF		OPP. STRENGTH	TEAM	ADJ	CONF.	ADJ CONF.
Average RPI Loss: 163		RECORD	PCT. RANK	GAMES	SCHEDULE		OF SCHEDULE	RPI	RPI	RPI	RPI
DIV. I ONLY		19-24-0	.44186	189	11-4-0		182	243	207	.46266	217
DIV. I NON-CONF.		9-19-0	.32143	242	3-1-0		251	239	266	.41601	269
TOTALS		RPI 1-25	RPI 26-50		W-L RECORDS		RPI 51-100		RPI 101-150		RPI 150+
19-24-0	0-0-0	0-4-0		OVERALL		0-0-0		4-5-0		15-15-0	
10-11-0	0-0-0	0-0-0		HOME		0-0-0		1-2-0		9-9-0	
7-11-0	0-0-0	0-4-0		AWAY		0-0-0		3-3-0		4-4-0	
2-2-0	0-0-0	0-0-0		NEUTRAL		0-0-0		0-0-0		2-2-0	
9-19-0	0-0-0	0-4-0		NON-CONFERENCE		0-0-0		0-3-0		9-12-0	
7-8-0	0-0-0	0-0-0		HOME		0-0-0		0-0-0		7-8-0	
0-9-0	0-0-0	0-0-		AWAY		0-0-0		0-3-0		0-2-0	
2-2-0	0-0-0	0-0-0		NEUTRAL		0-0-0		0-0-0		2-2-0	
10-5-0	0-0-0	0-0-0		CONFERENCE		0-0-0		4-2-0		6-3-0	
3-3-0	0-0-0	0-0-0		HOME		0-0-0		1-2-0		2-1-0	
7-2-0	0-0-0	0-0-0		AWAY		0-0-0		3-0-0		4-2-0	
0-0-0	0-0-0	0-0-0		NEUTRAL		0-0-0		0-0-0		0-0-0	
RPI S	Opponent	Score	RPI S	Opponent	Score	RPI S	Opponent	Score	RPI S	Opponent	Score
			49 A	Washington	0 1				101 H	Rhode Island	1 15
			49 A	Washington	1 2				101 H	Rhode Island	4 5
			49 A	Washington	0 6				101 H	Rhode Island	3 2
			49 A	Washington	1 9				139 A	East Tenn. St.	2 3
									139 A	East Tenn. St.	4 12
									139 A	East Tenn. St.	3 4
									150 A	Saint Louis	10 4
									150 A	Saint Louis	3 2
									150 A	Saint Louis	5 3
									155 N	Bryant	1 4
									156 H	Villanova	7 10
									167 N	Monmouth	1 7
									174 A	Seattle	0 1
									174 A	Seattle	3 4
									182 A	Charlotte	8 7
									182 A	Charlotte	2 7
									190 H	Delaware	7 2
									190 H	Delaware	3 2
									191 H	Massachusetts	11 5
									191 H	Massachusetts	6 0
									191 H	Massachusetts	2 3
									201 H	Binghamton	0 7
									205 H	Central Conn. St.	0 4
									221 N	Canisius	10 2
									240 H	Rider	5 7
									242 N	Penn	6 3
									243 A	St. Bonaventure	1 4
LAST 15 GAMES			243 A	St. Bonaventure	7 3	191 H	Massachusetts	2 3			
			243 A	St. Bonaventure	1 4	191 H	Massachusetts	11 5			
			243 A	St. Bonaventure	7 2	191 H	Massachusetts	6 0			
			240 H	Rider	5 7						
			182 A	Charlotte	2 7						

Non-Div. I Games:

Saint Joseph's

182	A	Charlotte	8	7
242	N	Penn	6	3

RPI	S	Opponent	Score	
243	A	St. Bonaventure	7	3
243	A	St. Bonaventure	7	2
247	H	Bucknell	3	4
247	H	Bucknell	3	4
247	H	Bucknell	7	1
247	H	Bucknell	2	1
250	H	Saint Peter's	1	5
256	A	Temple	4	1
263	H	Iona	5	1
268	H	Buffalo	5	2
271	H	Lehigh	3	6
294	H	Md.-East. Shore	6	3

Saint Joseph's

S
a
i
n
t
J
o
s
e
p
h
,s

S
a
i
n
t
J
o
s
e
p
h
,s

Average RPI Win:		185	WON-LOST		WINNING		LAST 15		STRENGTH OF		OPP. STRENGTH		TEAM		ADJ		CONF.		ADJ CONF.				
Average RPI Loss:		115	RECORD		PCT. RANK		GAMES		SCHEDULE		OF SCHEDULE		RPI		RPI		RPI		RPI				
DIV. I ONLY			15-28-0		.34884	257	4-11-0		142		157		219		.46264		218	5		5			
DIV. I NON-CONF.			12-16-0		.42857	192	2-2-0		156		255		197		.47426		197	4		4			
TOTALS		RPI 1-25		RPI 26-50		W-L RECORDS		RPI 51-100		RPI 101-150		RPI 150+											
15-28-0		0-5-0		0-2-0		OVERALL		2-7-0		2-6-0		11-8-0											
2-12-0		0-3-0		0-0-0		HOME		1-5-0		0-1-0		1-3-0											
8-12-0		0-2-0		0-2-0		AWAY		0-0-0		2-5-0		6-3-0											
5-4-0		0-0-0		0-0-0		NEUTRAL		1-2-0		0-0-0		4-2-0											
12-16-0		0-2-0		0-2-0		NON-CONFERENCE		1-2-0		0-2-0		11-8-0											
1-4-0		0-0-0		0-0-0		HOME		0-0-0		0-1-0		1-3-0											
6-8-0		0-2-0		0-0-		AWAY		0-0-0		0-1-0		6-3-0											
5-4-0		0-0-0		0-0-0		NEUTRAL		1-2-0		0-0-0		4-2-0											
3-12-0		0-3-0		0-0-0		CONFERENCE		1-5-0		2-4-0		0-0-0											
1-8-0		0-3-0		0-0-0		HOME		1-5-0		0-0-0		0-0-0											
2-4-0		0-0-0		0-0-0		AWAY		0-0-0		2-4-0		0-0-0											
0-0-0		0-0-0		0-0-0		NEUTRAL		0-0-0		0-0-0		0-0-0											
RPI	S	Opponent		Score		RPI	S	Opponent		Score		RPI	S	Opponent		Score		RPI	S	Opponent		Score	
10	A	Kentucky		3	7	37	A	Wake Forest		1	5	76	N	Liberty		4	8	105	A	UAB		1	5
11	H	Rice		0	9	37	A	Wake Forest		1	6	76	N	Liberty		5	9	105	A	UAB		1	5
11	H	Rice		1	3							76	N	Liberty		12	10	105	A	UAB		7	4
11	H	Rice		1	5							86	H	Memphis		4	9	137	A	Houston		2	3
14	A	North Carolina St.		3	10							86	H	Memphis		0	7	137	A	Houston		4	3
												86	H	Memphis		2	11	137	A	Houston		3	4
												98	H	Southern Miss.		0	2	138	A	Eastern Ky.		3	10
												98	H	Southern Miss.		2	1	138	H	Eastern Ky.		4	12
												98	H	Southern Miss.		3	5	155	N	Bryant		16	2
																		166	A	Gardner-Webb		4	3
																		166	A	Gardner-Webb		13	5
																		166	A	Gardner-Webb		3	1
																		181	A	Morehead St.		8	11
																		181	H	Morehead St.		2	7
																		202	N	Eastern Mich.		5	6
																		202	N	Eastern Mich.		6	3
																		219	A	Charleston So.		3	13
																		219	A	Charleston So.		4	0
																		219	A	Charleston So.		4	6
																		219	A	Charleston So.		8	2
																		221	N	Canisius		5	7
																		235	A	Ohio		6	1
																		243	H	St. Bonaventure		6	3
																		243	H	St. Bonaventure		8	10
																		243	H	St. Bonaventure		1	3
																		297	N	Coppin St.		18	1
																		297	N	Coppin St.		19	1
				LAST 15 GAMES																			
						98	H	Southern Miss.		3	5	181	H	Morehead St.		2	7						
						98	H	Southern Miss.		2	1	11		H Rice		1	3						
						98	H	Southern Miss.		0	2	11		H Rice		1	5						
						138	H	Eastern Ky.		4	12												
						137	A	Houston		3	4												

Non-Div. I Games:

Marshall

137 A Houston	4	3
137 A Houston	2	3

M
a
r
s
h
a
l
l

M
a
r
s
h
a
l
l

Average RPI Win:		197	WON-LOST RECORD		WINNING PCT. RANK	LAST 15 GAMES		STRENGTH OF SCHEDULE		OPP. STRENGTH OF SCHEDULE	TEAM RPI	ADJ RPI	CONF. RPI	ADJ CONF. RPI
Average RPI Loss:		135												
DIV. I ONLY			16-27-0		.37209	244		7-8-0		150	199	214	.46079	219
DIV. I NON-CONF.			9-19-0		.32143	242		2-3-0		194	205	240	.43726	244
TOTALS		RPI 1-25	RPI 26-50		W-L RECORDS		RPI 51-100		RPI 101-150		RPI 150+			
16-27-0		0-2-0	0-4-0		OVERALL		0-4-0		3-5-0		13-12-0			
12-13-0		0-0-0	0-1-0		HOME		0-2-0		2-2-0		10-8-0			
4-12-0		0-1-0	0-3-0		AWAY		0-1-0		1-3-0		3-4-0			
0-2-0		0-1-0	0-0-0		NEUTRAL		0-1-0		0-0-0		0-0-0			
9-19-0		0-2-0	0-4-0		NON-CONFERENCE		0-4-0		1-1-0		8-8-0			
9-10-0		0-0-0	0-1-0		HOME		0-2-0		1-0-0		8-7-0			
0-7-0		0-1-0	0-0-0		AWAY		0-1-0		0-1-0		0-1-0			
0-2-0		0-1-0	0-0-0		NEUTRAL		0-1-0		0-0-0		0-0-0			
7-8-0		0-0-0	0-0-0		CONFERENCE		0-0-0		2-4-0		5-4-0			
3-3-0		0-0-0	0-0-0		HOME		0-0-0		1-2-0		2-1-0			
4-5-0		0-0-0	0-0-0		AWAY		0-0-0		1-2-0		3-3-0			
0-0-0		0-0-0	0-0-0		NEUTRAL		0-0-0		0-0-0		0-0-0			
RPI S	Opponent	Score	RPI S	Opponent	Score	RPI S	Opponent	Score	RPI S	Opponent	Score	RPI S	Opponent	Score
5 N	Purdue	2 5	28 A	Col. of Charleston	2 3	73 A	S.C. Upstate	5 7	104 A	Campbell	4 3			
9 A	South Carolina	2 5	33 A	Clemson	2 3	73 H	S.C. Upstate	1 8	104 A	Campbell	2 6			
			46 A	Auburn	1 13	90 H	Ga. Southern	1 10	104 A	Campbell	2 5			
			48 H	UNC Wilmington	4 10	98 N	Southern Miss.	2 16	108 H	High Point	0 2			
									108 H	High Point	9 13			
									108 H	High Point	6 5			
									123 A	Citadel	0 4			
									123 H	Citadel	5 2			
									166 H	Gardner-Webb	4 3			
									166 H	Gardner-Webb	11 14			
									166 H	Gardner-Webb	8 4			
									171 A	UNC Asheville	10 2			
									171 A	UNC Asheville	6 11			
									171 A	UNC Asheville	6 1			
									187 A	Presbyterian	7 4			
									187 A	Presbyterian	3 6			
									187 A	Presbyterian	1 2			
									218 H	Marshall	13 3			
									218 H	Marshall	2 8			
									218 H	Marshall	6 4			
									218 H	Marshall	0 4			
									226 H	Georgetown	6 2			
									226 H	Georgetown	1 2			
									226 H	Georgetown	3 12			
									240 H	Rider	3 4			
									240 H	Rider	12 7			
									240 H	Rider	1 5			
			LAST 15 GAMES											
			187 A	Presbyterian	3 6	166 H	Gardner-Webb	4 3						
			187 A	Presbyterian	7 4	48 H	UNC Wilmington	4 10						
			187 A	Presbyterian	1 2	73 A	S.C. Upstate	5 7						
			286 H	Savannah St.	11 7									
			33 A	Clemson	2 3									

Non-Div. I Games:

Charleston So.

Charleston So.

166	H	Gardner-Webb	8	4
166	H	Gardner-Webb	11	14

Through Games Of Sunday, April 29

RPI	S	Opponent	Score	
242	H	Penn	5	1
242	H	Penn	3	4
242	H	Penn	8	5
286	A	Savannah St.	2	3
286	H	Savannah St.	11	7
286	H	Savannah St.	9	3

Charleston So.

C
h
a
r
l
e
s
t
o
n
S
o
.

C
h
a
r
l
e
s
t
o
n
S
o
.

[illegible]

Non-Div. I Games:

Fordham

237 H La Salle	1	2
237 H La Salle	3	1

RPI	S	Opponent	Score	
237	H	La Salle	3	1
243	A	St. Bonaventure	6	3
243	A	St. Bonaventure	5	3
243	A	St. Bonaventure	0	12
245	H	Albany (NY)	6	7
256	H	Temple	9	2
256	H	Temple	6	5
256	H	Temple	8	5
257	A	Fairfield	0	9
257	H	Fairfield	5	3
263	H	Iona	3	5
273	H	LIU Brooklyn	9	7
285	H	Quinnipiac	3	2
285	H	Quinnipiac	0	2

Fordham

F
o
r
d
h
a
m

F
o
r
d
h
a
m

Average RPI Win:	230	WON-LOST	WINNING	LAST 15	STRENGTH OF	OPP. STRENGTH	TEAM	ADJ	CONF.	ADJ CONF.		
Average RPI Loss:	175	RECORD	PCT. RANK	GAMES	SCHEDULE	OF SCHEDULE	RPI	RPI	RPI	RPI		
DIV. I ONLY		23-23-0	.5	145	6-9-0	263	226	223	.45999	221	26	26
DIV. I NON-CONF.		14-17-0	.45161	173	2-4-0	260	212	225	.45473	222	25	25
<hr/>												
TOTALS	RPI 1-25	RPI 26-50		W-L RECORDS		RPI 51-100		RPI 101-150		RPI 150+		
23-23-0	0-3-0	0-0-0		OVERALL		0-0-0		3-6-0		20-14-0		
9-4-0	0-0-0	0-0-0		HOME		0-0-0		1-1-0		8-3-0		
9-15-0	0-3-0	0-0-0		AWAY		0-0-0		2-5-0		7-7-0		
5-4-0	0-0-0	0-0-0		NEUTRAL		0-0-0		0-0-0		5-4-0		
14-17-0	0-3-0	0-0-0		NON-CONFERENCE		0-0-0		3-6-0		11-8-0		
3-1-0	0-0-0	0-0-0		HOME		0-0-0		1-1-0		2-0-0		
6-12-0	0-3-0	0-0-		AWAY		0-0-0		2-5-0		4-4-0		
5-4-0	0-0-0	0-0-0		NEUTRAL		0-0-0		0-0-0		5-4-0		
9-6-0	0-0-0	0-0-0		CONFERENCE		0-0-0		0-0-0		9-6-0		
6-3-0	0-0-0	0-0-0		HOME		0-0-0		0-0-0		6-3-0		
3-3-0	0-0-0	0-0-0		AWAY		0-0-0		0-0-0		3-3-0		
0-0-0	0-0-0	0-0-0		NEUTRAL		0-0-0		0-0-0		0-0-0		
RPI	S	Opponent	Score	RPI	S	Opponent	Score	RPI	S	Opponent	Score	
10	A	Kentucky	9 19					114	A	Duke	3 4	
10	A	Kentucky	4 5					114	A	Duke	6 4	
10	A	Kentucky	5 7					114	A	Duke	1 10	
								114	A	Duke	5 4	
								136	A	Penn St.	3 4	
								136	A	Penn St.	3 4	
								136	A	Penn St.	5 15	
								143	H	Cornell	4 5	
								143	H	Cornell	7 3	
								188	A	Miami (OH)	10 13	
								188	A	Miami (OH)	2 6	
								194	H	Manhattan	0 7	
								194	H	Manhattan	4 1	
								194	H	Manhattan	2 3	
								196	A	Dayton	9 5	
								196	A	Dayton	7 8	
								217	N	Saint Joseph's	2 10	
								218	N	Marshall	7 5	
								222	H	Siena	9 3	
								222	H	Siena	7 3	
								222	H	Siena	4 5	
								234	N	Oakland	5 3	
								234	N	Oakland	0 1	
								240	H	Rider	14 8	
								240	H	Rider	6 5	
								240	H	Rider	8 7	
								243	A	St. Bonaventure	4 3	
LAST 15 GAMES												
				257	A	Fairfield	3 7	268	A	Buffalo	14 4	
				257	A	Fairfield	0 4	250	A	Saint Peter's	3 5	
				257	A	Fairfield	5 2	250	A	Saint Peter's	10 1	
				267	A	Akron	10 6					
				194	H	Manhattan	4 1					

Non-Div. I Games:

Canisius

194 H Manhattan	0	7
194 H Manhattan	2	3

RPI	S	Opponent	Score	
250	A	Saint Peter's	6	3
250	A	Saint Peter's	3	5
250	A	Saint Peter's	10	1
257	A	Fairfield	3	7
257	A	Fairfield	0	4
257	A	Fairfield	5	2
267	A	Akron	10	6
268	A	Buffalo	14	4
268	A	Buffalo	4	13
268	H	Buffalo	8	6
268	H	Buffalo	24	12
273	N	LIU Brooklyn	8	3
273	N	LIU Brooklyn	1	2
273	N	LIU Brooklyn	8	5
273	N	LIU Brooklyn	1	2
292	N	Youngstown St.	14	3

Canisius

C
a
n
i
s
i
u
s

C
a
n
i
s
i
u
s

Average RPI Win: 211		WON-LOST RECORD		WINNING PCT. RANK		LAST 15 GAMES		STRENGTH OF SCHEDULE		OPP. STRENGTH OF SCHEDULE		TEAM RPI		ADJ RPI		CONF. RPI		ADJ CONF. RPI	
DIV. I ONLY		16-29-0		.35556 254		8-7-0		155		202		224		.4598 222		26		26	
DIV. I NON-CONF.		9-21-0		.3 252		3-3-0		60		146		203		.47241 203		25		25	
TOTALS		RPI 1-25		RPI 26-50		W-L RECORDS		RPI 51-100		RPI 101-150		RPI 150+							
16-29-0		0-3-0		0-2-0		OVERALL		2-9-0		2-5-0		12-10-0							
6-9-0		0-0-0		0-0-0		HOME		0-0-0		0-2-0		6-7-0							
10-20-0		0-3-0		0-2-0		AWAY		2-9-0		2-3-0		6-3-0							
0-0-0		0-0-0		0-0-0		NEUTRAL		0-0-0		0-0-0		0-0-0							
9-21-0		0-3-0		0-2-0		NON-CONFERENCE		2-9-0		2-5-0		5-2-0							
2-4-0		0-0-0		0-0-0		HOME		0-0-0		0-2-0		2-2-0							
7-17-0		0-3-0		0-0-		AWAY		2-9-0		2-3-0		3-0-0							
0-0-0		0-0-0		0-0-0		NEUTRAL		0-0-0		0-0-0		0-0-0							
7-8-0		0-0-0		0-0-0		CONFERENCE		0-0-0		0-0-0		7-8-0							
4-5-0		0-0-0		0-0-0		HOME		0-0-0		0-0-0		4-5-0							
3-3-0		0-0-0		0-0-0		AWAY		0-0-0		0-0-0		3-3-0							
0-0-0		0-0-0		0-0-0		NEUTRAL		0-0-0		0-0-0		0-0-0							
RPI	S	Opponent		Score		RPI	S	Opponent		Score		RPI	S	Opponent		Score			
20	A	UCF		4	12	44	A	Vanderbilt		4	11	59	A	Tulane		4	5		
20	A	UCF		2	15	44	A	Vanderbilt		2	12	59	A	Tulane		1	8		
20	A	UCF		4	6							59	A	Tulane		2	8		
												59	A	Tulane		3	5		
												76	A	Liberty		2	6		
												76	A	Liberty		0	1		
												76	A	Liberty		2	4		
												76	A	Liberty		9	7		
												86	A	Memphis		0	6		
												86	A	Memphis		6	3		
												86	A	Memphis		4	16		
												109	A	Lipscomb		1	11		
												109	A	Lipscomb		6	17		
												109	A	Lipscomb		5	13		
												129	H	Army		1	14		
												140	H	Holy Cross		4	6		
												143	A	Cornell		5	4		
												143	A	Cornell		6	2		
												186	A	Marist		1	0		
												186	A	Marist		4	3		
												186	A	Marist		7	8		
												201	H	Binghamton		3	6		
												201	H	Binghamton		6	4		
												201	H	Binghamton		2	1		
												214	H	Fairleigh Dickinson		8	9		
												221	A	Canisius		3	9		
												221	A	Canisius		3	7		
												221	A	Canisius		5	4		
												250	H	Saint Peter's		4	5		
												250	H	Saint Peter's		3	4		
												250	H	Saint Peter's		0	4		
												263	H	Iona		3	4		
												263	H	Iona		3	0		
												263	H	Iona		1	2		
												270	H	Niagara		11	10		
												270	H	Niagara		7	4		
												270	H	Niagara		6	5		
												281	A	Brown		8	6		
				LAST 15 GAMES															
				270 H Niagara				11 10				214 H Fairleigh Dickinson							
				270 H Niagara				6 5				143 A Cornell							
				270 H Niagara				7 4				143 A Cornell							
				140 H Holy Cross				4 6											
				250 H Saint Peter's				3 4											

Non-Div. I Games:

Siena

250 H Saint Peter's	0	4
250 H Saint Peter's	4	5

RPI	S	Opponent	Score	
281	A	Brown	9	5
293	A	NYIT	7	2

Siena

S
i
e
n
a

S
i
e
n
a

Average RPI Win:		206	WON-LOST RECORD		WINNING PCT. RANK	LAST 15 GAMES		STRENGTH OF SCHEDULE		OPP. STRENGTH OF SCHEDULE	TEAM RPI	ADJ RPI		CONF. RPI	ADJ CONF. RPI		
Average RPI Loss:		125															
DIV. I ONLY			15-29-1		.34444	259	8-7-0		136	165	221	.4588	223	17	18		
DIV. I NON-CONF.			6-14-1		.30952	250	1-3-0		154	163	227	.44804	231	18	18		
TOTALS		RPI 1-25		RPI 26-50		W-L RECORDS		RPI 51-100		RPI 101-150		RPI 150+					
15-29-1		0-2-1		0-6-0		OVERALL		0-5-0		3-3-0		12-13-0					
9-16-0		0-1-0		0-1-0		HOME		0-2-0		1-2-0		8-10-0					
6-12-0		0-1-0		0-5-0		AWAY		0-2-0		2-1-0		4-3-0					
0-1-1		0-0-1		0-0-0		NEUTRAL		0-1-0		0-0-0		0-0-0					
6-14-1		0-2-1		0-3-0		NON-CONFERENCE		0-5-0		0-0-0		6-4-0					
5-8-0		0-1-0		0-1-0		HOME		0-2-0		0-0-0		5-4-0					
1-5-0		0-1-0		0-0-		AWAY		0-2-0		0-0-0		1-0-0					
0-1-1		0-0-1		0-0-0		NEUTRAL		0-1-0		0-0-0		0-0-0					
9-15-0		0-0-0		0-3-0		CONFERENCE		0-0-0		3-3-0		6-9-0					
4-8-0		0-0-0		0-0-0		HOME		0-0-0		1-2-0		3-6-0					
5-7-0		0-0-0		0-3-0		AWAY		0-0-0		2-1-0		3-3-0					
0-0-0		0-0-0		0-0-0		NEUTRAL		0-0-0		0-0-0		0-0-0					
RPI	S	Opponent		Score		RPI	S	Opponent		Score		RPI	S	Opponent		Score	
19	A	Virginia		5	15	32	H	Virginia Tech		4	6	62	N	Boston College		5	8
19	H	Virginia		6	14	36	A	Coastal Caro.		1	7	76	A	Liberty		0	9
19	N	Virginia		4	4	39	A	Maryland		0	3	76	A	Liberty		1	5
						48	A	UNC Wilmington		3	14	76	H	Liberty		1	12
						48	A	UNC Wilmington		7	10	93	H	Radford		3	8
						48	A	UNC Wilmington		7	8						

Non-Div. I Games:

James Madison

120	A	Hofstra	13	15
120	A	Hofstra	20	14

RPI	S	Opponent	Score	
264	H	Lafayette	10	9
264	H	Lafayette	7	5
264	H	Lafayette	9	0
290	H	Mt. St. Mary's	6	9

James Madison

J
a
m
e
s
M
a
d
i
s
o
n

J
a
m
e
s
M
a
d
i
s
o
n

Average RPI Win: 197		WON-LOST	WINNING	LAST 15	STRENGTH OF	OPP. STRENGTH	TEAM	ADJ	CONF.	ADJ CONF.							
Average RPI Loss: 134		RECORD	PCT. RANK	GAMES	SCHEDULE	OF SCHEDULE	RPI	RPI	RPI	RPI							
DIV. I ONLY		15-25-0	.375	241	4-10-0	173	209	225	.45858	224	25	25					
DIV. I NON-CONF.		6-13-0	.31579	247	0-2-0	22	51	149	.4993	150	24	24					
<hr/>																	
TOTALS		RPI 1-25		RPI 26-50		W-L RECORDS		RPI 51-100		RPI 101-150		RPI 150+					
15-25-0		0-7-0		0-0-0		OVERALL		1-2-0		5-6-0		9-10-0					
8-8-0		0-1-0		0-0-0		HOME		0-2-0		2-2-0		6-3-0					
7-17-0		0-6-0		0-0-0		AWAY		1-0-0		3-4-0		3-7-0					
0-0-0		0-0-0		0-0-0		NEUTRAL		0-0-0		0-0-0		0-0-0					
6-13-0		0-7-0		0-0-0		NON-CONFERENCE		1-2-0		3-2-0		2-2-0					
3-4-0		0-1-0		0-0-0		HOME		0-2-0		1-0-0		2-1-0					
3-9-0		0-6-0		0-0-		AWAY		1-0-0		2-2-0		0-1-0					
0-0-0		0-0-0		0-0-0		NEUTRAL		0-0-0		0-0-0		0-0-0					
9-12-0		0-0-0		0-0-0		CONFERENCE		0-0-0		2-4-0		7-8-0					
5-4-0		0-0-0		0-0-0		HOME		0-0-0		1-2-0		4-2-0					
4-8-0		0-0-0		0-0-0		AWAY		0-0-0		1-2-0		3-6-0					
0-0-0		0-0-0		0-0-0		NEUTRAL		0-0-0		0-0-0		0-0-0					
RPI	S	Opponent		Score		RPI	S	Opponent		Score		RPI	S	Opponent		Score	
5	H	Purdue		2	12							61	H	Indiana St.		7	8
10	A	Kentucky		2	8							94	A	Bradley		3	1
10	A	Kentucky		0	20							94	H	Bradley		4	9
10	A	Kentucky		3	4												
16	A	Texas A&M		0	10												
16	A	Texas A&M		0	7												
16	A	Texas A&M		2	9												

Non-Div. I Games: Edgewood 7 1

Ill.-Chicago

110	H	Wright St.	3	2
5	H	Purdue	2	12

RPI	S	Opponent	Score	
292	H	Youngstown St.	6	5
292	H	Youngstown St.	4	3
292	H	Youngstown St.	8	0

I
l
l
.
-
C
h
i
c
a
g
o

I
l
l
.
-
C
h
i
c
a
g
o

Average RPI Win:	249	WON-LOST RECORD	WINNING PCT. RANK	LAST 15 GAMES	STRENGTH OF SCHEDULE	OPP. STRENGTH OF SCHEDULE	TEAM RPI	ADJ RPI	CONF. RPI	ADJ CONF. RPI					
DIV. I ONLY		17-13-0	.56667	105	7-7-0	284	200	222	.45788	225	30	30			
DIV. I NON-CONF.		7-7-0	.5	140	0-1-0	100	38	113	.51824	119	30	30			
<hr/>															
TOTALS	RPI 1-25	RPI 26-50		W-L RECORDS		RPI 51-100		RPI 101-150		RPI 150+					
17-13-0	1-5-0	0-1-0		OVERALL		0-4-0		1-1-0		15-2-0					
13-1-0	0-0-0	0-0-0		HOME		0-0-0		0-1-0		13-0-0					
4-12-0	1-5-0	0-1-0		AWAY		0-4-0		1-0-0		2-2-0					
0-0-0	0-0-0	0-0-0		NEUTRAL		0-0-0		0-0-0		0-0-0					
7-7-0	1-5-0	0-1-0		NON-CONFERENCE		0-0-0		1-1-0		5-0-0					
5-1-0	0-0-0	0-0-0		HOME		0-0-0		0-1-0		5-0-0					
2-6-0	1-5-0	0-0-		AWAY		0-0-0		1-0-0		0-0-0					
0-0-0	0-0-0	0-0-0		NEUTRAL		0-0-0		0-0-0		0-0-0					
10-6-0	0-0-0	0-0-0		CONFERENCE		0-4-0		0-0-0		10-2-0					
8-0-0	0-0-0	0-0-0		HOME		0-0-0		0-0-0		8-0-0					
2-6-0	0-0-0	0-0-0		AWAY		0-4-0		0-0-0		2-2-0					
0-0-0	0-0-0	0-0-0		NEUTRAL		0-0-0		0-0-0		0-0-0					
RPI	S	Opponent	Score	RPI	S	Opponent	Score	RPI	S	Opponent	Score				
16	A	Texas A&M	4 10	42	A	Texas	5 9	78	A	Utah Valley	5 12	142	A	UTSA	18 13
16	A	Texas A&M	5 2					78	A	Utah Valley	3 13	142	H	UTSA	3 7
21	A	New Mexico St.	8 9					78	A	Utah Valley	0 7	189	H	A&M-Corpus Christi	11 1
21	A	New Mexico St.	9 11					78	A	Utah Valley	1 11	189	H	A&M-Corpus Christi	11 9
21	A	New Mexico St.	2 19									275	H	North Dakota	14 8
21	A	New Mexico St.	6 14									275	H	North Dakota	10 5
												275	H	North Dakota	6 5
												275	H	North Dakota	14 8
												278	H	Southern Utah	6 5
												278	H	Southern Utah	10 5
												278	H	Southern Utah	1 0
												293	H	NYIT	13 3
												293	H	NYIT	4 1
												293	H	NYIT	11 1
												293	H	NYIT	5 4
												295	A	Chicago St.	5 3
												295	A	Chicago St.	1 4
												295	A	Chicago St.	0 3
												295	A	Chicago St.	9 5
				LAST 15 GAMES											
				295	A	Chicago St.	9 5	78	A	Utah Valley	5 12				
				295	A	Chicago St.	0 3	275	H	North Dakota	14 8				
				295	A	Chicago St.	1 4	275	H	North Dakota	10 5				
				295	A	Chicago St.	5 3								
				78	A	Utah Valley	3 13								
Non-Div. I Games:	Arlington Baptist	10	0	Texas-Brownsville	13	1	Arlington Baptist	14	3	Arlington Baptist	10	0	Tex.-Pan American		
	Texas-Brownsville	9	2	Texas-Brownsville	5	3									

78 A Utah Valley	0	7
78 A Utah Valley	1	11

T
e
x
.
-
P
a
n
A
m
e
r
i
c
a
n

T
e
x
.
-
P
a
n
A
m
e
r
i
c
a
n

Average RPI Win:	211	WON-LOST RECORD	WINNING PCT. RANK	LAST 15 GAMES	STRENGTH OF SCHEDULE	OPP. STRENGTH OF SCHEDULE	TEAM RPI	ADJ RPI	CONF. RPI	ADJ CONF. RPI					
Average RPI Loss:	154														
DIV. I ONLY		19-24-0	.44186	189	6-9-0	224	220	226	.45783	226	14	14			
DIV. I NON-CONF.		12-12-0	.5	140	2-1-0	295	272	259	.42572	259	15	15			
<hr/>															
TOTALS	RPI 1-25	RPI 26-50		W-L RECORDS		RPI 51-100		RPI 101-150		RPI 150+					
19-24-0	0-0-0	1-3-0		OVERALL		2-4-0		0-5-0		16-12-0					
6-10-0	0-0-0	1-2-0		HOME		2-1-0		0-4-0		3-3-0					
6-10-0	0-0-0	0-1-0		AWAY		0-3-0		0-1-0		6-5-0					
7-4-0	0-0-0	0-0-0		NEUTRAL		0-0-0		0-0-0		7-4-0					
12-12-0	0-0-0	0-1-0		NON-CONFERENCE		0-0-0		0-2-0		12-9-0					
3-4-0	0-0-0	0-0-0		HOME		0-0-0		0-1-0		3-3-0					
3-4-0	0-0-0	0-0-		AWAY		0-0-0		0-1-0		3-2-0					
6-4-0	0-0-0	0-0-0		NEUTRAL		0-0-0		0-0-0		6-4-0					
7-12-0	0-0-0	1-2-0		CONFERENCE		2-4-0		0-3-0		4-3-0					
3-6-0	0-0-0	1-2-0		HOME		2-1-0		0-3-0		0-0-0					
3-6-0	0-0-0	0-0-0		AWAY		0-3-0		0-0-0		3-3-0					
1-0-0	0-0-0	0-0-0		NEUTRAL		0-0-0		0-0-0		1-0-0					
RPI	S	Opponent	Score	RPI	S	Opponent	Score	RPI	S	Opponent	Score				
				35	H	Louisville	1 5	79	H	Rutgers	13 12				
				35	H	Louisville	6 3	79	H	Rutgers	13 1				
				35	H	Louisville	1 12	79	H	Rutgers	4 9				
				37	A	Wake Forest	2 5	82	A	South Fla.	1 6				
								82	A	South Fla.	0 6				
								82	A	South Fla.	2 7				
								156	A	Villanova	8 2				
								156	A	Villanova	6 5				
								156	A	Villanova	9 10				
								200	N	Northeastern	7 9				
								204	A	Pittsburgh	6 3				
								204	A	Pittsburgh	3 8				
								204	A	Pittsburgh	0 5				
								215	N	Iowa	6 1				
								216	A	George Washington	13 2				
								216	H	George Washington	2 4				
								216	H	George Washington	6 8				
								219	A	Charleston So.	2 1				
								219	A	Charleston So.	12 3				
								219	A	Charleston So.	2 6				
								231	N	Cincinnati	11 6				
								233	N	Bowling Green	3 4				
								243	N	St. Bonaventure	5 3				
								243	N	St. Bonaventure	12 7				
								247	N	Bucknell	3 18				
								252	H	Navy	3 6				
								274	N	Yale	2 3				
								274	N	Yale	9 3				
<hr/>															
LAST 15 GAMES															
				204	A	Pittsburgh	6 3	156	A	Villanova	8 2	243	N	St. Bonaventure	5 3
				204	A	Pittsburgh	3 8	156	A	Villanova	9 10	247	N	Bucknell	3 18
				204	A	Pittsburgh	0 5	156	A	Villanova	6 5	252	H	Navy	3 6
				103	H	George Mason	3 6					274	N	Yale	2 3
				112	H	Notre Dame	4 14					274	N	Yale	9 3

Non-Div. I Games:

Georgetown

112 H Notre Dame	4	7
112 H Notre Dame	2	5

RPI	S	Opponent	Score	
284	H	UMBC	7	1
284	N	UMBC	11	4
284	N	UMBC	13	6
290	A	Mt. St. Mary's	9	10
290	H	Mt. St. Mary's	5	3
297	H	Coppin St.	17	11

Georgetown

G
e
o
r
g
e
t
o
w
n

G
e
o
r
g
e
t
o
w
n

Average RPI Win:		170	WON-LOST RECORD		WINNING PCT. RANK		LAST 15 GAMES		STRENGTH OF SCHEDULE		OPP. STRENGTH OF SCHEDULE		TEAM RPI		ADJ RPI		CONF. RPI		ADJ CONF. RPI				
DIV. I ONLY			17-26-0		.39535	225	5-10-0		217		128		229		.45737		227	20		20			
DIV. I NON-CONF.			10-15-0		.4	206	2-2-0		101		90		167		.49216		170	19		19			
TOTALS		RPI 1-25		RPI 26-50				W-L RECORDS				RPI 51-100				RPI 101-150				RPI 150+			
17-26-0		0-1-0		1-2-0				OVERALL				2-6-0				2-4-0				12-13-0			
12-13-0		0-0-0		0-0-0				HOME				1-3-0				2-3-0				9-7-0			
4-12-0		0-1-0		0-1-0				AWAY				1-3-0				0-1-0				3-6-0			
1-1-0		0-0-0		1-1-0				NEUTRAL				0-0-0				0-0-0				0-0-0			
10-15-0		0-1-0		1-2-0				NON-CONFERENCE				2-6-0				2-4-0				5-2-0			
8-8-0		0-0-0		0-0-0				HOME				1-3-0				2-3-0				5-2-0			
1-6-0		0-1-0		0-0-				AWAY				1-3-0				0-1-0				0-0-0			
1-1-0		0-0-0		1-1-0				NEUTRAL				0-0-0				0-0-0				0-0-0			
7-11-0		0-0-0		0-0-0				CONFERENCE				0-0-0				0-0-0				7-11-0			
4-5-0		0-0-0		0-0-0				HOME				0-0-0				0-0-0				4-5-0			
3-6-0		0-0-0		0-0-0				AWAY				0-0-0				0-0-0				3-6-0			
0-0-0		0-0-0		0-0-0				NEUTRAL				0-0-0				0-0-0				0-0-0			
RPI	S	Opponent		Score		RPI	S	Opponent		Score		RPI	S	Opponent		Score		RPI	S	Opponent		Score	
10	A	Kentucky		6	10	40	N	Missouri St.		3	2	60	A	Belmont		1	8	109	H	Lipscomb		9	8
						40	N	Missouri St.		8	10	60	H	Belmont		7	6	118	H	Evansville		6	11
						44	A	Vanderbilt		0	6	71	H	Illinois St.		4	9	118	H	Evansville		10	2
												71	H	Illinois St.		4	9	118	H	Evansville		1	4
												71	H	Illinois St.		2	28	144	A	Middle Tenn.		1	3
												89	A	Texas Tech		5	9	144	H	Middle Tenn.		7	10
												89	A	Texas Tech		0	8	165	H	SIU Edwardsville		3	10
												96	A	Tennessee		5	1	165	H	SIU Edwardsville		6	10
																		165	H	SIU Edwardsville		18	5
																		176	H	Murray St.		12	11
																		176	H	Murray St.		6	1
																		176	H	Murray St.		8	7
																		179	H	Eastern Ill.		8	9
																		179	H	Eastern Ill.		3	9
																		179	H	Eastern Ill.		6	7
																		192	A	Jacksonville St.		2	5
																		192	A	Jacksonville St.		7	6
																		192	A	Jacksonville St.		6	8
																		196	H	Dayton		9	8
																		196	H	Dayton		5	2
																		196	H	Dayton		9	13
																		198	H	Central Mich.		11	12
																		198	H	Central Mich.		14	13
																		198	H	Central Mich.		7	4
																		232	A	Southeast Mo. St.		6	9
																		232	A	Southeast Mo. St.		8	3
																		232	A	Southeast Mo. St.		1	3
						LAST 15 GAMES																	
						179	H	Eastern Ill.		3	9	60	H	Belmont		7	6	198	H	Central Mich.		11	12
						179	H	Eastern Ill.		8	9	165	H	SIU Edwardsville		18	5	198	H	Central Mich.		7	4
						179	H	Eastern Ill.		6	7	165	H	SIU Edwardsville		6	10	232	A	Southeast Mo. St.		6	9
						144	H	Middle Tenn.		7	10							232	A	Southeast Mo. St.		8	3
						232	A	Southeast Mo. St.		1	3							232	A	Southeast Mo. St.		1	3

Non-Div. I Games:

Tennessee Tech

232	A	Southeast Mo. St.	8	3
232	A	Southeast Mo. St.	6	9

RPI	S	Opponent	Score	
266	A	UT Martin	11	1
266	A	UT Martin	5	6
266	A	UT Martin	6	13
296	H	Alabama A&M	13	1

Tennessee Tech

T
e
n
n
e
s
s
e
e
T
e
c
h

T
e
n
n
e
s
s
e
e
T
e
c
h

[illegible]

Non-Div. I Games:

Harvard

281	H	Brown	6	5
281	H	Brown	7	4

RPI	S	Opponent	Score	
281	H	Brown	6	5
281	H	Brown	4	2
281	H	Brown	7	4

Harvard

H
a
r
v
a
r
d

H
a
r
v
a
r
d

Average RPI Win: 266		WON-LOST RECORD	WINNING PCT. RANK		LAST 15 GAMES	STRENGTH OF SCHEDULE	OPP. STRENGTH OF SCHEDULE	TEAM RPI	ADJ RPI	CONF. RPI	ADJ CONF. RPI		
Average RPI Loss: 184													
DIV. I ONLY		27-14-1	.65476	44	14-1-0	293	295	228	.45533	229	32	32	
DIV. I NON-CONF.		7-12-1	.375	217	2-1-0	172	261	221	.45587	221	32	32	
TOTALS		RPI 1-25	RPI 26-50		W-L RECORDS		RPI 51-100		RPI 101-150		RPI 150+		
27-14-1	0-0-0		0-0-0		OVERALL		0-0-0		2-7-0		25-7-1		
14-7-1	0-0-0		0-0-0		HOME		0-0-0		2-4-0		12-3-1		
13-7-0	0-0-0		0-0-0		AWAY		0-0-0		0-3-0		13-4-0		
0-0-0	0-0-0		0-0-0		NEUTRAL		0-0-0		0-0-0		0-0-0		
7-12-1	0-0-0		0-0-0		NON-CONFERENCE		0-0-0		2-7-0		5-5-1		
5-7-1	0-0-0		0-0-0		HOME		0-0-0		2-4-0		3-3-1		
2-5-0	0-0-0		0-0-		AWAY		0-0-0		0-3-0		2-2-0		
0-0-0	0-0-0		0-0-0		NEUTRAL		0-0-0		0-0-0		0-0-0		
20-2-0	0-0-0		0-0-0		CONFERENCE		0-0-0		0-0-0		20-2-0		
9-0-0	0-0-0		0-0-0		HOME		0-0-0		0-0-0		9-0-0		
11-2-0	0-0-0		0-0-0		AWAY		0-0-0		0-0-0		11-2-0		
0-0-0	0-0-0		0-0-0		NEUTRAL		0-0-0		0-0-0		0-0-0		
RPI	S	Opponent	Score	RPI	S	Opponent	Score	RPI	S	Opponent	Score		
										117 A	UNC Greensboro	0 13	
										117 A	UNC Greensboro	4 5	
										117 A	UNC Greensboro	1 13	
										120 H	Hofstra	3 11	
										120 H	Hofstra	10 2	
										120 H	Hofstra	3 11	
										143 H	Cornell	6 19	
										143 H	Cornell	6 16	
										143 H	Cornell	11 2	
										178 A	Towson	6 8	
										178 H	Towson	2 9	
										190 A	Delaware	10 6	
										190 H	Delaware	4 1	
										237 H	La Salle	7 2	
										246 H	NJIT	4 18	
										246 H	NJIT	3 2	
										246 H	NJIT	2 4	
										252 A	Navy	4 1	
										271 A	Lehigh	2 3	
										271 H	Lehigh	11 11	
										283 A	Norfolk St.	4 1	
										283 A	Norfolk St.	4 1	
										283 A	Norfolk St.	11 0	
										283 H	Norfolk St.	5 4	
										283 H	Norfolk St.	10 2	
										283 H	Norfolk St.	11 1	
										286 A	Savannah St.	4 2	
LAST 15 GAMES													
				297 H	Coppin St.	17	5	252 A	Navy	4	1		
				297 H	Coppin St.	8	2	297 A	Coppin St.	8	3		
				297 H	Coppin St.	23	0	297 A	Coppin St.	8	4		
				237 H	La Salle	7	2						
				294 H	Md.-East. Shore	17	2						

Non-Div. I Games: Lincoln (PA) 22 1 Lincoln (PA) 20 2

Delaware St.

Delaware St.

294 H Md.-East. Shore	12	0
294 H Md.-East. Shore	3	2

Through Games Of Sunday, April 29

RPI	S	Opponent	Score	
286	A	Savannah St.	11	5
286	A	Savannah St.	6	2
286	A	Savannah St.	0	3
294	A	Md.-East. Shore	4	5
294	A	Md.-East. Shore	13	3
294	A	Md.-East. Shore	13	0
294	H	Md.-East. Shore	17	2
294	H	Md.-East. Shore	12	0
294	H	Md.-East. Shore	3	2
297	A	Coppin St.	8	4
297	A	Coppin St.	15	0
297	A	Coppin St.	8	3
297	H	Coppin St.	8	2
297	H	Coppin St.	17	5
297	H	Coppin St.	23	0

Delaware St.

D
e
l
a
w
a
r
e
S
t
.

D
e
l
a
w
a
r
e
S
t
.

Average RPI Win: 185		WON-LOST RECORD		WINNING PCT. RANK		LAST 15 GAMES		STRENGTH OF SCHEDULE		OPP. STRENGTH OF SCHEDULE		TEAM RPI		ADJ RPI		CONF. RPI		ADJ CONF. RPI	
DIV. I ONLY		17-27-0		.38636 231		4-11-0		197		169		227		.45485 230		12		12	
DIV. I NON-CONF.		13-15-0		.46429 157		0-3-0		220		225		208		.46656 209		13		13	
TOTALS		RPI 1-25		RPI 26-50		W-L RECORDS		RPI 51-100		RPI 101-150		RPI 150+							
17-27-0		0-2-0		0-2-0		OVERALL		4-2-0		3-10-0		10-11-0							
6-10-0		0-0-0		0-0-0		HOME		1-1-0		0-3-0		5-6-0							
2-11-0		0-2-0		0-2-0		AWAY		1-0-0		1-6-0		0-1-0							
9-6-0		0-0-0		0-0-0		NEUTRAL		2-1-0		2-1-0		5-4-0							
13-15-0		0-2-0		0-2-0		NON-CONFERENCE		2-0-0		2-2-0		9-9-0							
4-4-0		0-0-0		0-0-0		HOME		0-0-0		0-0-0		4-4-0							
0-6-0		0-2-0		0-0-		AWAY		0-0-0		0-1-0		0-1-0							
9-5-0		0-0-0		0-0-0		NEUTRAL		2-0-0		2-1-0		5-4-0							
4-12-0		0-0-0		0-0-0		CONFERENCE		2-2-0		1-8-0		1-2-0							
2-6-0		0-0-0		0-0-0		HOME		1-1-0		0-3-0		1-2-0							
2-5-0		0-0-0		0-0-0		AWAY		1-0-0		1-5-0		0-0-0							
0-1-0		0-0-0		0-0-0		NEUTRAL		0-1-0		0-0-0		0-0-0							
RPI	S	Opponent		Score		RPI	S	Opponent		Score		RPI	S	Opponent		Score			
7	A	LSU		4	6	36	A	Coastal Caro.		2	6	51	A	Michigan St.		4	3		
7	A	LSU		0	6	36	A	Coastal Caro.		3	7	51	H	Michigan St.		8	10		
												51	H	Michigan St.		4	0		
												63	N	Ohio St.		4	9		
												77	N	Connecticut		7	5		
												95	N	Seton Hall		2	1		

Non-Div. I Games:

Michigan

241	H	Northwestern	5	6
202	H	Eastern Mich.	2	7

RPI	S	Opponent	Score	
263	N	Iona	6	5
263	N	Iona	1	3
263	N	Iona	9	6
288	H	IPFW	4	2
288	H	IPFW	11	3
288	H	IPFW	6	8
295	N	Chicago St.	17	8

M
i
c
h
i
g
a
n

M
i
c
h
i
g
a
n

Average RPI Win: 229		WON-LOST	WINNING	LAST 15	STRENGTH OF		OPP. STRENGTH	TEAM	ADJ	CONF.	ADJ CONF.
Average RPI Loss: 99		RECORD	PCT. RANK	GAMES	SCHEDULE		OF SCHEDULE	RPI	RPI	RPI	RPI
DIV. I ONLY		13-32-0	.28889	275	2-13-0		118	186	232	.45325	231
DIV. I NON-CONF.		11-15-0	.42308	197	1-5-0		203	234	214	.46421	213
TOTALS		RPI 1-25	RPI 26-50		W-L RECORDS		RPI 51-100		RPI 101-150		RPI 150+
13-32-0		0-3-0	0-4-0		OVERALL		1-12-0		1-5-0		11-8-0
8-17-0		0-1-0	0-0-0		HOME		0-12-0		0-0-0		8-4-0
4-9-0		0-1-0	0-4-0		AWAY		1-0-0		1-2-0		2-2-0
1-6-0		0-1-0	0-0-0		NEUTRAL		0-0-0		0-3-0		1-2-0
11-15-0		0-3-0	0-1-0		NON-CONFERENCE		1-3-0		0-3-0		10-5-0
7-6-0		0-1-0	0-0-0		HOME		0-3-0		0-0-0		7-2-0
3-4-0		0-1-0	0-0-		AWAY		1-0-0		0-0-0		2-2-0
1-5-0		0-1-0	0-0-0		NEUTRAL		0-0-0		0-3-0		1-1-0
2-17-0		0-0-0	0-3-0		CONFERENCE		0-9-0		1-2-0		1-3-0
1-11-0		0-0-0	0-0-0		HOME		0-9-0		0-0-0		1-2-0
1-5-0		0-0-0	0-3-0		AWAY		0-0-0		1-2-0		0-0-0
0-1-0		0-0-0	0-0-0		NEUTRAL		0-0-0		0-0-0		0-1-0
RPI S	Opponent	Score	RPI S	Opponent	Score	RPI S	Opponent	Score	RPI S	Opponent	Score
5 N	Purdue	0 6	35 A	Louisville	2 10	51 H	Michigan St.	3 4	110 N	Wright St.	2 3
10 A	Kentucky	0 7	35 A	Louisville	4 12	51 H	Michigan St.	4 5	112 A	Notre Dame	6 2
10 H	Kentucky	7 10	35 A	Louisville	4 5	51 H	Michigan St.	4 9	112 A	Notre Dame	5 6
			37 A	Wake Forest	0 7	63 A	Ohio St.	6 5	112 A	Notre Dame	9 10
						69 H	St. John's (NY)	4 9	116 N	Indiana	4 7
						69 H	St. John's (NY)	0 9	136 N	Penn St.	3 5
						69 H	St. John's (NY)	1 14	154 A	Xavier	1 4
						79 H	Rutgers	1 3	154 H	Xavier	4 7
						79 H	Rutgers	1 13	154 N	Xavier	2 4
						79 H	Rutgers	2 5	196 A	Dayton	17 8
						82 H	South Fla.	2 8	204 H	Pittsburgh	0 6
						82 H	South Fla.	5 8	204 H	Pittsburgh	9 10
						82 H	South Fla.	2 3	204 H	Pittsburgh	2 0
									226 N	Georgetown	6 11
									234 H	Oakland	5 4
									234 H	Oakland	4 2
									234 H	Oakland	5 6
									234 H	Oakland	5 4
									235 A	Ohio	11 2
									255 A	Butler	5 7
									284 N	UMBC	13 0
									295 H	Chicago St.	20 4
									295 H	Chicago St.	9 2
									295 H	Chicago St.	4 3
									295 H	Chicago St.	6 0
			LAST 15 GAMES								
			79 H	Rutgers	2 5	69 H	St. John's (NY)	1 14			
			79 H	Rutgers	1 13	63 A	Ohio St.	6 5			
			79 H	Rutgers	1 3	10 A	Kentucky	0 7			
			154 H	Xavier	4 7						
			154 A	Xavier	1 4						

Non-Div. I Games:

Cincinnati

69 H St. John's (NY)	0	9
69 H St. John's (NY)	4	9

C
i
n
c
i
n
n
a
t
i

C
i
n
c
i
n
n
a
t
i

Average RPI Win:		202	WON-LOST		WINNING		LAST 15		STRENGTH OF		OPP. STRENGTH		TEAM		ADJ		CONF.		ADJ CONF.				
Average RPI Loss:		124	RECORD		PCT. RANK		GAMES		SCHEDULE		OF SCHEDULE		RPI		RPI		RPI		RPI				
DIV. I ONLY			13-28-0		.31707	262	8-7-0		131		189		230		.45253	232	20		20				
DIV. I NON-CONF.			6-17-0		.26087	267	2-1-0		34		170		204		.46728	208	19		19				
TOTALS		RPI 1-25		RPI 26-50		W-L RECORDS		RPI 51-100		RPI 101-150		RPI 150+											
13-28-0		0-3-0		0-4-0		OVERALL		0-3-0		4-7-0		9-11-0											
8-13-0		0-0-0		0-1-0		HOME		0-3-0		3-3-0		5-6-0											
5-15-0		0-3-0		0-3-0		AWAY		0-0-0		1-4-0		4-5-0											
0-0-0		0-0-0		0-0-0		NEUTRAL		0-0-0		0-0-0		0-0-0											
6-17-0		0-3-0		0-4-0		NON-CONFERENCE		0-3-0		3-5-0		3-2-0											
5-7-0		0-0-0		0-1-0		HOME		0-3-0		2-1-0		3-2-0											
1-10-0		0-3-0		0-0-		AWAY		0-0-0		1-4-0		0-0-0											
0-0-0		0-0-0		0-0-0		NEUTRAL		0-0-0		0-0-0		0-0-0											
7-11-0		0-0-0		0-0-0		CONFERENCE		0-0-0		1-2-0		6-9-0											
3-6-0		0-0-0		0-0-0		HOME		0-0-0		1-2-0		2-4-0											
4-5-0		0-0-0		0-0-0		AWAY		0-0-0		0-0-0		4-5-0											
0-0-0		0-0-0		0-0-0		NEUTRAL		0-0-0		0-0-0		0-0-0											
RPI	S	Opponent		Score		RPI	S	Opponent		Score		RPI	S	Opponent		Score		RPI	S	Opponent		Score	
21	A	New Mexico St.		1	9	34	A	Dallas Baptist		6	7	71	H	Illinois St.		11	13	110	A	Wright St.		10	7
21	A	New Mexico St.		6	8	34	A	Dallas Baptist		2	3	71	H	Illinois St.		4	14	110	A	Wright St.		5	6
21	A	New Mexico St.		7	23	34	A	Dallas Baptist		1	3	71	H	Illinois St.		2	8	110	A	Wright St.		0	2
						40	H	Missouri St.		1	8							111	A	Southern Ill.		5	9
																		111	H	Southern Ill.		4	1
																		138	H	Eastern Ky.		6	9
																		138	H	Eastern Ky.		1	9
																		138	H	Eastern Ky.		9	7
																		141	A	Arkansas St.		5	10
																		141	H	Arkansas St.		5	3
																		150	H	Saint Louis		11	22
																		152	H	Austin Peay		5	8
																		152	H	Austin Peay		2	5
																		152	H	Austin Peay		7	11
																		179	A	Eastern Ill.		0	10
																		179	A	Eastern Ill.		12	5
																		179	A	Eastern Ill.		1	5
																		181	A	Morehead St.		14	16
																		181	A	Morehead St.		2	7
																		181	A	Morehead St.		9	4
						199	H	UALR		10	7												
						199	H	UALR		2	16												
						227	H	Tennessee Tech		9	6												
						227	H	Tennessee Tech		3	8												
						227	H	Tennessee Tech		3	1												
						266	A	UT Martin		13	1												
						266	A	UT Martin		14	2												
						266	A	UT Martin		13	1												
						266	A	UT Martin		14	2												
						266	A	UT Martin		13	1												
						266	A	UT Martin		14	2												
						266	A	UT Martin		13	1												
						266	A	UT Martin		14	2												
						266	A	UT Martin		13	1												
						266	A	UT Martin		14	2												
						266	A	UT Martin		13	1												
						266	A	UT Martin		14	2												
						266	A	UT Martin		13	1												
						266	A	UT Martin		14	2												
						266	A	UT Martin		13	1												
						266	A	UT Martin		14	2												
						266	A	UT Martin		13	1												
						266	A	UT Martin		14	2												
						266	A	UT Martin		13	1												
						266	A	UT Martin		14	2												
						266	A	UT Martin		13	1												
						266	A	UT Martin		14	2												
						266	A	UT Martin		13	1												
						266	A	UT Martin		14	2												
						266	A	UT Martin		13	1												
						266	A	UT Martin		14	2												
						266	A	UT Martin		13	1												
						266	A	UT Martin		14	2												
						266	A	UT Martin		13	1												
						266	A	UT Martin		14	2												
						266	A	UT Martin		13	1												
						266	A	UT Martin		14	2												
						266	A	UT Martin		13	1												
						266	A	UT Martin		14	2												
						266	A	UT Martin		13	1												
						266	A	UT Martin		14	2												
						266	A	UT Martin		13	1												
						266	A	UT Martin		14	2												
						266	A	UT Martin		13	1												
						266	A	UT Martin		14	2												
						266	A	UT Martin		13	1												
						266	A	UT Martin		14	2												
						266	A	UT Martin		13	1												
						266	A	UT Martin		14	2												
						266	A	UT Martin		13	1												
						266	A	UT Martin		14	2												
						266	A	UT Martin		13	1												
						266	A	UT Martin		14	2												
						266	A	UT Martin		13	1												
						266	A	UT Martin		14	2												
						266	A	UT Martin		13	1												
						266	A	UT Martin		14	2												
						266	A	UT Martin		13	1												
						266	A	UT Martin		14	2												
						266	A	UT Martin		13	1												
						266	A	UT Martin		14	2												
						266	A	UT Martin		13	1												
						266	A	UT Martin		14	2												
						266	A	UT Martin		13	1												
						266	A	UT Martin		14	2												
						266	A	UT Martin		13	1												
						266	A	UT Martin		14	2												
						266	A	UT Martin		13	1												
						266	A	UT Martin		14	2												
						266	A	UT Martin		13	1												
						266	A	UT Martin		14	2												
						266	A	UT Martin		13	1												
						266	A	UT Martin		14	2												
						266	A	UT Martin		13	1												
						266	A	UT Martin		14	2												
						266	A	UT Martin		13	1												
						266	A	UT Martin		14	2												
						266	A	UT Martin		13	1												
						266	A	UT Martin		14	2												
						266	A	UT Martin		13	1												
						266	A	UT Martin		14	2												
						266	A	UT Martin		13	1												

227	H	Tennessee Tech	3	8
227	H	Tennessee Tech	9	6

RPI	S	Opponent	Score	
266	A	UT Martin	4	5
288	H	IPFW	7	1
288	H	IPFW	4	6
288	H	IPFW	26	7

Southeast Mo. St.

S
o
u
t
h
e
a
s
t
M
o
.
S
t
.

S
o
u
t
h
e
a
s
t
M
o
.
S
t
.

Average RPI Win: 189		WON-LOST	WINNING	LAST 15	STRENGTH OF		OPP. STRENGTH	TEAM	ADJ	CONF.	ADJ CONF.
Average RPI Loss: 177		RECORD	PCT. RANK	GAMES	SCHEDULE		OF SCHEDULE	RPI	RPI	RPI	RPI
DIV. I ONLY		15-25-0	.375	241	7-8-0		186	246	234	.45094	233
DIV. I NON-CONF.		8-14-0	.36364	229	2-1-0		174	227	220	.45814	218
TOTALS		RPI 1-25	RPI 26-50		W-L RECORDS		RPI 51-100		RPI 101-150		RPI 150+
15-25-0		0-0-0	0-0-0		OVERALL		0-6-0		5-3-0		10-16-0
7-3-0		0-0-0	0-0-0		HOME		0-0-0		2-1-0		5-2-0
6-14-0		0-0-0	0-0-0		AWAY		0-5-0		3-1-0		3-8-0
2-8-0		0-0-0	0-0-0		NEUTRAL		0-1-0		0-1-0		2-6-0
8-14-0		0-0-0	0-0-0		NON-CONFERENCE		0-6-0		3-2-0		5-6-0
1-0-0		0-0-0	0-0-0		HOME		0-0-0		0-0-0		1-0-0
5-6-0		0-0-0	0-0-		AWAY		0-5-0		3-1-0		2-0-0
2-8-0		0-0-0	0-0-0		NEUTRAL		0-1-0		0-1-0		2-6-0
7-11-0		0-0-0	0-0-0		CONFERENCE		0-0-0		2-1-0		5-10-0
6-3-0		0-0-0	0-0-0		HOME		0-0-0		2-1-0		4-2-0
1-8-0		0-0-0	0-0-0		AWAY		0-0-0		0-0-0		1-8-0
0-0-0		0-0-0	0-0-0		NEUTRAL		0-0-0		0-0-0		0-0-0
RPI S	Opponent	Score	RPI S	Opponent	Score	RPI S	Opponent	Score	RPI S	Opponent	Score
						51 A	Michigan St.	3 13	110 A	Wright St.	8 6
						63 A	Ohio St.	4 8	132 H	Kent St.	20 31
						94 N	Bradley	4 12	132 H	Kent St.	9 6
						100 A	Oklahoma St.	3 13	132 H	Kent St.	6 5
						100 A	Oklahoma St.	2 7	138 A	Eastern Ky.	8 10
						100 A	Oklahoma St.	2 6	138 A	Eastern Ky.	8 4
									138 A	Eastern Ky.	22 2
									150 N	Saint Louis	1 6
									164 N	Kansas	1 3
									188 A	Miami (OH)	7 2
									188 A	Miami (OH)	2 5
									188 A	Miami (OH)	0 7
									196 A	Dayton	5 2
									196 H	Dayton	3 2
									198 H	Central Mich.	12 8
									198 H	Central Mich.	5 4
									198 H	Central Mich.	0 4
									200 N	Northeastern	3 4
									200 N	Northeastern	2 5
									203 A	Western Mich.	3 10
									203 A	Western Mich.	3 4
									203 A	Western Mich.	0 1
									210 N	Maine	1 6
									226 N	Georgetown	4 3
									230 A	Michigan	2 1
									235 H	Ohio	0 11
									235 H	Ohio	8 7
Non-Div. I Games:			Defiance	10 2	Malone	24 11	Shawnee St.	6 3	Bowling Green		

188	A	Miami (OH)	0	7
188	A	Miami (OH)	7	2

RPI	S	Opponent	Score	
235	H	Ohio	4	3
242	N	Penn	2	13
267	A	Akron	1	2
267	A	Akron	0	3
267	A	Akron	3	4
274	N	Yale	9	11
290	N	Mt. St. Mary's	12	4

B
o
w
l
i
n
g
G
r
e
e
n

B
o
w
l
i
n
g
G
r
e
e
n

Average RPI Win: 238		WON-LOST	WINNING	LAST 15	STRENGTH OF		OPP. STRENGTH	TEAM	ADJ	CONF.	ADJ CONF.
Average RPI Loss: 140		RECORD	PCT. RANK	GAMES	SCHEDULE		OF SCHEDULE	RPI	RPI	RPI	RPI
DIV. I ONLY		17-25-0	.40476	223	11-3-0		226	219	235	.44995	234
DIV. I NON-CONF.		8-22-0	.26667	265	4-1-0		192	191	255	.43076	250
TOTALS		RPI 1-25	RPI 26-50		W-L RECORDS		RPI 51-100		RPI 101-150		RPI 150+
17-25-0	0-3-0	0-4-0		OVERALL		0-3-0		2-2-0		15-13-0	
12-1-0	0-0-0	0-0-0		HOME		0-0-0		0-0-0		12-1-0	
4-23-0	0-3-0	0-4-0		AWAY		0-3-0		2-2-0		2-11-0	
1-1-0	0-0-0	0-0-0		NEUTRAL		0-0-0		0-0-0		1-1-0	
8-22-0	0-3-0	0-4-0		NON-CONFERENCE		0-3-0		0-0-0		8-12-0	
5-0-0	0-0-0	0-0-0		HOME		0-0-0		0-0-0		5-0-0	
2-21-0	0-3-0	0-0-0		AWAY		0-3-0		0-0-0		2-11-0	
1-1-0	0-0-0	0-0-0		NEUTRAL		0-0-0		0-0-0		1-1-0	
9-3-0	0-0-0	0-0-0		CONFERENCE		0-0-0		2-2-0		7-1-0	
7-1-0	0-0-0	0-0-0		HOME		0-0-0		0-0-0		7-1-0	
2-2-0	0-0-0	0-0-0		AWAY		0-0-0		2-2-0		0-0-0	
0-0-0	0-0-0	0-0-0		NEUTRAL		0-0-0		0-0-0		0-0-0	
RPI S	Opponent	Score	RPI S	Opponent	Score	RPI S	Opponent	Score	RPI S	Opponent	Score
24 A	Appalachian St.	8 13	35 A	Louisville	4 7	51 A	Michigan St.	1 2	126 A	Oral Roberts	5 13
24 A	Appalachian St.	5 10	35 A	Louisville	3 6	51 A	Michigan St.	1 10	126 A	Oral Roberts	2 0
24 A	Appalachian St.	5 14	35 A	Louisville	7 10	51 A	Michigan St.	2 11	126 A	Oral Roberts	4 1
			44 A	Vanderbilt	4 11				126 A	Oral Roberts	6 8
									172 A	Toledo	2 3
									196 A	Dayton	5 11
									196 A	Dayton	7 8
									198 A	Central Mich.	4 15
									198 H	Central Mich.	11 8
									203 A	Western Mich.	2 3
									203 H	Western Mich.	4 3
									221 N	Canisius	1 0
									221 N	Canisius	3 5
									230 A	Michigan	1 6
									231 A	Cincinnati	6 5
									231 A	Cincinnati	4 5
									231 A	Cincinnati	2 4
									231 A	Cincinnati	4 5
									235 A	Ohio	8 9
									235 A	Ohio	9 2
									235 A	Ohio	6 7
									259 H	Western Ill.	6 4
									259 H	Western Ill.	8 1
									259 H	Western Ill.	11 10
									259 H	Western Ill.	3 2
									269 H	Neb. Omaha	4 1
									269 H	Neb. Omaha	4 3
			LAST 15 GAMES								
			259 H	Western Ill.	6 4	198 A	Central Mich.	4 15	259 H	Western Ill.	8 1
			259 H	Western Ill.	8 1	288 H	IPFW	11 6	259 H	Western Ill.	11 10
			259 H	Western Ill.	11 10	288 H	IPFW	7 4	259 H	Western Ill.	3 2
			259 H	Western Ill.	3 2				269 H	Neb. Omaha	4 1
			269 H	Neb. Omaha	5 4				269 H	Neb. Omaha	4 3

Non-Div. I Games: Olivet 23 7

Oakland

Oakland

269	H	Neb. Omaha	4	3
269	H	Neb. Omaha	4	1

Through Games Of Sunday, April 29

RPI	S	Opponent	Score	
269	H	Neb. Omaha	5	4
288	H	IPFW	3	6
288	H	IPFW	11	6
288	H	IPFW	7	4
288	H	IPFW	7	5

Oakland

O
a
k
l
a
n
d

O
a
k
l
a
n
d

Average RPI Win:	230	WON-LOST RECORD	WINNING PCT. RANK	LAST 15 GAMES	STRENGTH OF SCHEDULE	OPP. STRENGTH OF SCHEDULE	TEAM RPI	ADJ RPI	CONF. RPI	ADJ CONF. RPI	
Average RPI Loss:	171										
DIV. I ONLY	21-20-0	.5122	140	10-5-0	280	213	233	.4483	235	23	23
DIV. I NON-CONF.	9-14-0	.3913	211	1-2-0	267	235	252	.43081	249	23	23
<hr/>											
TOTALS	RPI 1-25	RPI 26-50		W-L RECORDS	RPI 51-100		RPI 101-150		RPI 150+		
21-20-0	0-0-0	1-2-0		OVERALL	0-1-0		0-5-0		20-12-0		
12-7-0	0-0-0	0-0-0		HOME	0-0-0		0-1-0		12-6-0		
8-12-0	0-0-0	1-2-0		AWAY	0-1-0		0-4-0		7-5-0		
1-1-0	0-0-0	0-0-0		NEUTRAL	0-0-0		0-0-0		1-1-0		
<hr/>											
9-14-0	0-0-0	1-2-0		NON-CONFERENCE	0-1-0		0-5-0		8-6-0		
5-5-0	0-0-0	0-0-0		HOME	0-0-0		0-1-0		5-4-0		
3-8-0	0-0-0	1-0-		AWAY	0-1-0		0-4-0		2-1-0		
1-1-0	0-0-0	0-0-0		NEUTRAL	0-0-0		0-0-0		1-1-0		
<hr/>											
12-6-0	0-0-0	0-0-0		CONFERENCE	0-0-0		0-0-0		12-6-0		
7-2-0	0-0-0	0-0-0		HOME	0-0-0		0-0-0		7-2-0		
5-4-0	0-0-0	0-0-0		AWAY	0-0-0		0-0-0		5-4-0		
0-0-0	0-0-0	0-0-0		NEUTRAL	0-0-0		0-0-0		0-0-0		
<hr/>											
RPI S	Opponent	Score	RPI S	Opponent	Score	RPI S	Opponent	Score	RPI S	Opponent	Score
			48 A	UNC Wilmington	5 6	63 A	Ohio St.	5 6	110 H	Wright St.	1 7
			48 A	UNC Wilmington	6 4		138 A	Eastern Ky.	1 12		
			48 A	UNC Wilmington	2 5		144 A	Middle Tenn.	1 4		
							144 A	Middle Tenn.	0 4		
							144 A	Middle Tenn.	1 2		
							168 A	Davidson	7 6		
							168 A	Davidson	1 4		
							172 A	Toledo	2 5		
							172 A	Toledo	5 6		
							172 A	Toledo	9 3		
							187 N	Presbyterian	8 1		
							187 N	Presbyterian	10 11		
							202 H	Eastern Mich.	7 2		
							202 H	Eastern Mich.	10 9		
							202 H	Eastern Mich.	7 9		
			218 H	Marshall	1 6						
			231 H	Cincinnati	2 11						
			233 A	Bowling Green	7 8						
			233 A	Bowling Green	11 0						
			233 A	Bowling Green	3 4						
			234 H	Oakland	2 9						
LAST 15 GAMES									234 H	Oakland	9 8
			233 A	Bowling Green	7 8	292 A	Youngstown St.	8 3	234 H	Oakland	7 6
			233 A	Bowling Green	11 0	244 H	Ball St.	11 9	236 A	Northern Ill.	13 2
			233 A	Bowling Green	3 4	244 H	Ball St.	3 4	236 A	Northern Ill.	3 1
			138 A	Eastern Ky.	1 12				236 A	Northern Ill.	19 10
			268 H	Buffalo	4 1				244 H	Ball St.	6 1

Non-Div. I Games: Otterbein 11 5 West Virginia St. 12 3

Ohio

268	H	Buffalo	5	3
268	H	Buffalo	6	4

RPI	S	Opponent	Score	
244	H	Ball St.	3	4
244	H	Ball St.	11	9
268	H	Buffalo	6	4
268	H	Buffalo	5	3
268	H	Buffalo	4	1
288	H	IPFW	10	1
288	H	IPFW	6	1
288	H	IPFW	4	6
288	H	IPFW	13	0
292	A	Youngstown St.	8	3

Average RPI Win: 187		WON-LOST	WINNING	LAST 15	STRENGTH OF		OPP. STRENGTH	TEAM	ADJ	CONF.	ADJ CONF.
Average RPI Loss: 137		RECORD	PCT. RANK	GAMES	SCHEDULE		OF SCHEDULE	RPI	RPI	RPI	RPI
DIV. I ONLY		13-30-0	.30233	269	5-10-0		140	218	236	.44803	236
DIV. I NON-CONF.		6-19-0	.24	274	0-3-0		118	107	235	.44662	234
TOTALS		RPI 1-25	RPI 26-50		W-L RECORDS		RPI 51-100		RPI 101-150		RPI 150+
13-30-0	0-1-0	0-1-0		OVERALL		1-11-0		2-6-0		10-11-0	
4-9-0	0-0-0	0-0-0		HOME		0-1-0		0-0-0		4-8-0	
7-14-0	0-0-0	0-0-0		AWAY		0-7-0		1-6-0		6-1-0	
2-7-0	0-1-0	0-1-0		NEUTRAL		1-3-0		1-0-0		0-2-0	
6-19-0	0-1-0	0-1-0		NON-CONFERENCE		1-11-0		2-3-0		3-3-0	
2-2-0	0-0-0	0-0-0		HOME		0-1-0		0-0-0		2-1-0	
2-10-0	0-0-0	0-0-0		AWAY		0-7-0		1-3-0		1-0-0	
2-7-0	0-1-0	0-1-0		NEUTRAL		1-3-0		1-0-0		0-2-0	
7-11-0	0-0-0	0-0-0		CONFERENCE		0-0-0		0-3-0		7-8-0	
2-7-0	0-0-0	0-0-0		HOME		0-0-0		0-0-0		2-7-0	
5-4-0	0-0-0	0-0-0		AWAY		0-0-0		0-3-0		5-1-0	
0-0-0	0-0-0	0-0-0		NEUTRAL		0-0-0		0-0-0		0-0-0	
RPI S	Opponent	Score		RPI S	Opponent	Score		RPI S	Opponent	Score	
25 N	Arizona St.	3	4	29 N	Oregon St.	3	11	57 N	Illinois	3	0
								57 N	Illinois	2	7
								69 N	St. John's (NY)	9	11
								71 H	Illinois St.	3	22
								88 N	St. Mary's (CA)	5	10
								89 A	Texas Tech	2	3
								89 A	Texas Tech	5	8
								89 A	Texas Tech	4	10
								94 A	Bradley	3	4
								96 A	Tennessee	5	10
								96 A	Tennessee	2	7
								96 A	Tennessee	1	7
								172 H	Toledo	3	4
								172 H	Toledo	3	7
								172 H	Toledo	1	5
								188 A	Miami (OH)	13	11
								188 A	Miami (OH)	7	5
								188 A	Miami (OH)	8	7
								193 N	Winthrop	7	14
								196 N	Dayton	9	13
								202 A	Eastern Mich.	5	7
								202 A	Eastern Mich.	3	1
								202 A	Eastern Mich.	1	0
								224 H	Ill.-Chicago	8	6
								235 H	Ohio	1	3
								235 H	Ohio	2	13
								235 H	Ohio	10	19
								248 H	Milwaukee	5	4
								248 H	Milwaukee	2	13
								267 H	Akron	1	8
LAST 15 GAMES				202 A	Eastern Mich.	3	1	172 H	Toledo	3	7
				202 A	Eastern Mich.	5	7	188 A	Miami (OH)	13	11
				202 A	Eastern Mich.	1	0	188 A	Miami (OH)	7	5
				94 A	Bradley	3	4				
				248 H	Milwaukee	2	13				

Non-Div. I Games:

Northern Ill.

172 H Toledo	3	4
172 H Toledo	1	5

RPI	S	Opponent	Score	
267	H	Akron	10	5
267	H	Akron	8	2

Northern Ill.

N
o
r
t
h
e
r
n
I
l
l
.

N
o
r
t
h
e
r
n
I
l
l
.

Average RPI Win:	233	WON-LOST RECORD	WINNING PCT. RANK	LAST 15 GAMES	STRENGTH OF SCHEDULE	OPP. STRENGTH OF SCHEDULE	TEAM RPI	ADJ RPI	CONF. RPI	ADJ CONF. RPI	
Average RPI Loss:	165										
DIV. I ONLY	17-26-0	.39535	225	2-13-0	216	237	239	.4473	237	21	21
DIV. I NON-CONF.	12-14-0	.46154	162	1-5-0	223	245	212	.46564	211	22	22
<hr/>											
TOTALS	RPI 1-25	RPI 26-50		W-L RECORDS	RPI 51-100		RPI 101-150		RPI 150+		
17-26-0	0-0-0	0-3-0		OVERALL	0-2-0		1-5-0		16-16-0		
6-7-0	0-0-0	0-0-0		HOME	0-0-0		0-3-0		6-4-0		
10-19-0	0-0-0	0-3-0		AWAY	0-2-0		1-2-0		9-12-0		
1-0-0	0-0-0	0-0-0		NEUTRAL	0-0-0		0-0-0		1-0-0		
<hr/>											
12-14-0	0-0-0	0-3-0		NON-CONFERENCE	0-2-0		1-2-0		11-7-0		
5-1-0	0-0-0	0-0-0		HOME	0-0-0		0-0-0		5-1-0		
6-13-0	0-0-0	0-0-		AWAY	0-2-0		1-2-0		5-6-0		
1-0-0	0-0-0	0-0-0		NEUTRAL	0-0-0		0-0-0		1-0-0		
<hr/>											
5-12-0	0-0-0	0-0-0		CONFERENCE	0-0-0		0-3-0		5-9-0		
1-6-0	0-0-0	0-0-0		HOME	0-0-0		0-3-0		1-3-0		
4-6-0	0-0-0	0-0-0		AWAY	0-0-0		0-0-0		4-6-0		
0-0-0	0-0-0	0-0-0		NEUTRAL	0-0-0		0-0-0		0-0-0		
<hr/>											
RPI S	Opponent	Score	RPI S	Opponent	Score	RPI S	Opponent	Score	RPI S	Opponent	Score
			26 A	San Diego	1 4	93 A	Radford	2 7	139 A	East Tenn. St.	6 3
			26 A	San Diego	3 5	93 A	Radford	5 8	139 A	East Tenn. St.	3 15
			26 A	San Diego	0 2				139 A	East Tenn. St.	6 9
									150 H	Saint Louis	3 8
									150 H	Saint Louis	3 11
									150 H	Saint Louis	2 5
									156 A	Villanova	5 7
									156 H	Villanova	5 4
									166 A	Gardner-Webb	5 6
									166 A	Gardner-Webb	11 3
									166 A	Gardner-Webb	3 9
									168 A	Davidson	3 4
									191 A	Massachusetts	1 2
									191 A	Massachusetts	1 2
									191 A	Massachusetts	4 5
									207 H	Richmond	5 7
									207 H	Richmond	5 2
									207 H	Richmond	1 2
									216 A	George Washington	7 4
									216 A	George Washington	2 1
									216 A	George Washington	4 6
									220 A	Fordham	0 5
									220 A	Fordham	1 3
									220 A	Fordham	2 1
									229 A	Delaware St.	2 7
									242 A	Penn	11 4
									242 H	Penn	4 9

Non-Div. I Games:

La Salle

220 A Fordham	1	3
220 A Fordham	0	5

RPI	S	Opponent	Score	
247	N	Bucknell	3	1
250	H	Saint Peter's	3	2
256	A	Temple	9	7
256	H	Temple	3	6
264	A	Lafayette	11	2
264	H	Lafayette	11	1
268	H	Buffalo	7	6
276	A	N.C. A&T	4	9
276	A	N.C. A&T	5	3
276	A	N.C. A&T	8	6
293	H	NYIT	7	6

La Salle

L
a
S
a
l
l
e

L
a
S
a
l
l
e

Average RPI Win: 188		WON-LOST	WINNING	LAST 15	STRENGTH OF		OPP. STRENGTH	TEAM	ADJ	CONF.	ADJ CONF.		
Average RPI Loss: 99		RECORD	PCT. RANK	GAMES	SCHEDULE		OF SCHEDULE	RPI	RPI	RPI	RPI		
DIV. I ONLY		11-31-0	.2619	281	3-12-0		149	124	242	.44645	238	11	11
DIV. I NON-CONF.		10-20-0	.33333	240	2-4-0		153	107	215	.46494	212	8	8
TOTALS		RPI 1-25	RPI 26-50		W-L RECORDS		RPI 51-100		RPI 101-150		RPI 150+		
11-31-0	0-2-0	1-5-0		OVERALL		2-11-0		0-4-0		8-9-0			
7-9-0	0-1-0	0-0-0		HOME		2-1-0		0-3-0		5-4-0			
4-21-0	0-1-0	1-4-0		AWAY		0-10-0		0-1-0		3-5-0			
0-1-0	0-0-0	0-1-0		NEUTRAL		0-0-0		0-0-0		0-0-0			
10-20-0	0-2-0	1-5-0		NON-CONFERENCE		2-5-0		0-1-0		7-7-0			
7-6-0	0-1-0	0-0-0		HOME		2-1-0		0-0-0		5-4-0			
3-13-0	0-1-0	1-0-		AWAY		0-4-0		0-1-0		2-3-0			
0-1-0	0-0-0	0-1-0		NEUTRAL		0-0-0		0-0-0		0-0-0			
1-11-0	0-0-0	0-0-0		CONFERENCE		0-6-0		0-3-0		1-2-0			
0-3-0	0-0-0	0-0-0		HOME		0-0-0		0-3-0		0-0-0			
1-8-0	0-0-0	0-0-0		AWAY		0-6-0		0-0-0		1-2-0			
0-0-0	0-0-0	0-0-0		NEUTRAL		0-0-0		0-0-0		0-0-0			
RPI S	Opponent	Score	RPI S	Opponent	Score	RPI S	Opponent	Score	RPI S	Opponent	Score		
8 A	Stanford	3 8	26 A	San Diego	3 4	65 A	Cal Poly	4 15	115 H	UC Santa Barbara	5 6		
8 H	Stanford	7 9	26 A	San Diego	1 6	65 A	Cal Poly	1 7	115 H	UC Santa Barbara	2 9		
			29 N	Oregon St.	7 10	65 A	Cal Poly	4 6	115 H	UC Santa Barbara	2 6		
			30 A	Gonzaga	4 2	66 A	Nevada	4 15	125 A	San Francisco	2 10		
			30 A	Gonzaga	4 6	66 H	Nevada	6 5	159 A	Kansas St.	3 9		
			30 A	Gonzaga	0 2	67 A	UC Irvine	4 5	159 A	Kansas St.	1 12		
						67 A	UC Irvine	4 7	159 A	Kansas St.	7 2		
						67 A	UC Irvine	0 6	163 A	San Diego St.	4 5		
						73 A	California	3 9	184 A	San Jose St.	7 0		
						73 A	California	1 9	184 H	San Jose St.	2 6		
						73 H	California	3 6	184 H	San Jose St.	0 3		
						97 A	Sacramento St.	3 6	197 A	UC Davis	7 9		
						97 H	Sacramento St.	13 10	197 A	UC Davis	1 0		
									197 A	UC Davis	0 1		
									213 H	Creighton	9 11		
									213 H	Creighton	9 3		
									213 H	Creighton	2 12		
									281 H	Brown	10 0		
									281 H	Brown	11 4		
									281 H	Brown	5 4		
									281 H	Brown	16 6		
LAST 15 GAMES													
			65 A	Cal Poly	4 6	197 A	UC Davis	1 0					
			65 A	Cal Poly	4 15	197 A	UC Davis	0 1					
			65 A	Cal Poly	1 7	197 A	UC Davis	7 9					
			66 A	Nevada	4 15								
			115 H	UC Santa Barbara	2 6								

Non-Div. I Games:

Pacific

115 H UC Santa Barbara	2	9
115 H UC Santa Barbara	5	6

P
a
c
i
f
i
c

P
a
c
i
f
i
c

Average RPI Win: 239		WON-LOST RECORD		WINNING PCT. RANK		LAST 15 GAMES		STRENGTH OF SCHEDULE		OPP. STRENGTH OF SCHEDULE		TEAM RPI		ADJ RPI		CONF. RPI		ADJ CONF. RPI	
DIV. I ONLY		18-24-0		.42857 202		6-9-0		253		245		244		.44517 239		30		30	
DIV. I NON-CONF.		8-18-0		.30769 251		0-3-0		86		111		206		.47224 204		30		30	
TOTALS		RPI 1-25		RPI 26-50		W-L RECORDS		RPI 51-100		RPI 101-150		RPI 150+							
18-24-0		0-1-0		1-6-0		OVERALL		1-4-0		0-4-0		16-9-0							
8-5-0		0-0-0		0-0-0		HOME		0-0-0		0-1-0		8-4-0							
7-16-0		0-1-0		0-6-0		AWAY		1-3-0		0-2-0		6-4-0							
3-3-0		0-0-0		1-0-0		NEUTRAL		0-1-0		0-1-0		2-1-0							
8-18-0		0-1-0		1-6-0		NON-CONFERENCE		1-4-0		0-4-0		6-3-0							
3-2-0		0-0-0		0-0-0		HOME		0-0-0		0-1-0		3-1-0							
2-13-0		0-1-0		0-0-		AWAY		1-3-0		0-2-0		1-1-0							
3-3-0		0-0-0		1-0-0		NEUTRAL		0-1-0		0-1-0		2-1-0							
10-6-0		0-0-0		0-0-0		CONFERENCE		0-0-0		0-0-0		10-6-0							
5-3-0		0-0-0		0-0-0		HOME		0-0-0		0-0-0		5-3-0							
5-3-0		0-0-0		0-0-0		AWAY		0-0-0		0-0-0		5-3-0							
0-0-0		0-0-0		0-0-0		NEUTRAL		0-0-0		0-0-0		0-0-0							
RPI S	Opponent	Score		RPI S	Opponent	Score		RPI S	Opponent	Score		RPI S	Opponent	Score					
16 A	Texas A&M	2	7	34 A	Dallas Baptist	0	4	61 N	Indiana St.	3	4	112 N	Notre Dame	3	7				
				34 A	Dallas Baptist	1	11	64 A	Texas-Arlington	1	2	124 A	Lamar	5	6				
				34 A	Dallas Baptist	0	12	64 A	Texas-Arlington	15	1	142 A	UTSA	1	11				
				40 N	Missouri St.	11	5	64 A	Texas-Arlington	3	6	142 H	UTSA	6	9				
				42 A	Texas	0	2	64 A	Texas-Arlington	2	12	164 N	Kansas	7	4				
				45 A	Sam Houston St.	3	8					164 N	Kansas	2	3				
				45 A	Sam Houston St.	8	9					173 N	Stephen F. Austin	6	5				
												206 H	McNeese St.	7	8				
												206 H	McNeese St.	4	3				
												246 H	NJIT	1	13				
												246 H	NJIT	3	10				
												246 H	NJIT	6	1				
												246 H	NJIT	1	9				
												258 A	Prairie View	12	9				
												258 H	Prairie View	10	5				
												277 A	Northern Colo.	6	5				
												277 A	Northern Colo.	17	5				
												277 A	Northern Colo.	3	5				
												277 A	Northern Colo.	5	6				
												279 A	Texas Southern	4	5				
												279 H	Texas Southern	10	2				
												293 A	NYIT	6	4				
												293 A	NYIT	2	1				
												293 A	NYIT	3	10				
												293 A	NYIT	2	1				
												295 H	Chicago St.	11	1				
												295 H	Chicago St.	8	4				
LAST 15 GAMES				293 A	NYIT	2	1	277 A	Northern Colo.	17	5	293 A	NYIT	2	1				
				293 A	NYIT	3	10	277 A	Northern Colo.	6	5	293 A	NYIT	3	10				
				293 A	NYIT	2	1	142 A	UTSA	1	11	293 A	NYIT	2	1				
				293 A	NYIT	6	4					295 H	Chicago St.	11	1				
				45 A	Sam Houston St.	3	8					295 H	Chicago St.	8	4				

Non-Div. I Games:

Houston Baptist

277 A Northern Colo.	5	6
277 A Northern Colo.	3	5

RPI	S	Opponent	Score	
295	H	Chicago St.	5	1
295	H	Chicago St.	14	9

Houston Baptist

H
o
u
s
t
o
n
B
a
p
t
i
s
t

H
o
u
s
t
o
n
B
a
p
t
i
s
t

Average RPI Win: 235		WON-LOST RECORD		WINNING PCT. RANK		LAST 15 GAMES		STRENGTH OF SCHEDULE		OPP. STRENGTH OF SCHEDULE		TEAM RPI		ADJ RPI		CONF. RPI		ADJ CONF. RPI	
DIV. I ONLY		16-27-0		.37209	244	8-7-0		199		256		241		.4451	240	26		26	
DIV. I NON-CONF.		7-18-0		.28	260	2-2-0		160		252		245		.43769	243	25		25	
TOTALS		RPI 1-25		RPI 26-50		W-L RECORDS		RPI 51-100		RPI 101-150		RPI 150+							
16-27-0		0-4-0		0-0-0		OVERALL		0-2-0		1-3-0		15-18-0							
6-7-0		0-0-0		0-0-0		HOME		0-1-0		1-1-0		5-5-0							
10-20-0		0-4-0		0-0-0		AWAY		0-1-0		0-2-0		10-13-0							
0-0-0		0-0-0		0-0-0		NEUTRAL		0-0-0		0-0-0		0-0-0							
7-18-0		0-4-0		0-0-0		NON-CONFERENCE		0-2-0		1-3-0		6-9-0							
1-3-0		0-0-0		0-0-0		HOME		0-1-0		1-1-0		0-1-0							
6-15-0		0-4-0		0-0-		AWAY		0-1-0		0-2-0		6-8-0							
0-0-0		0-0-0		0-0-0		NEUTRAL		0-0-0		0-0-0		0-0-0							
9-9-0		0-0-0		0-0-0		CONFERENCE		0-0-0		0-0-0		9-9-0							
5-4-0		0-0-0		0-0-0		HOME		0-0-0		0-0-0		5-4-0							
4-5-0		0-0-0		0-0-0		AWAY		0-0-0		0-0-0		4-5-0							
0-0-0		0-0-0		0-0-0		NEUTRAL		0-0-0		0-0-0		0-0-0							
RPI	S	Opponent		Score		RPI	S	Opponent		Score		RPI	S	Opponent		Score			
24	A	Appalachian St.		3	6							79	A	Rutgers		0	5		
24	A	Appalachian St.		4	15							95	H	Seton Hall		6	7		
24	A	Appalachian St.		4	22									George Mason		1	12		
24	A	Appalachian St.		4	10									Campbell		3	9		
														Campbell		10	13		
														Princeton		10	9		
														Monmouth		5	6		
														Marist		3	4		
														Marist		9	6		
														Marist		0	13		
														Winthrop		2	5		
														Winthrop		2	5		
														Winthrop		0	4		
														Manhattan		3	1		
														Manhattan		4	13		
														Manhattan		11	9		
														Saint Joseph's		7	5		
														Charleston So.		7	12		
														Charleston So.		4	3		
														Charleston So.		5	1		
														Canisius		5	6		
														Canisius		7	8		
														Canisius		8	14		
														NJIT		1	2		
														Saint Peter's		4	3		
														Saint Peter's		8	4		
														Saint Peter's		0	8		
														Fairfield		1	3		
														Fairfield		11	1		
LAST 15 GAMES				LAST 15 GAMES				LAST 15 GAMES				LAST 15 GAMES							

Non-Div. I Games:

Rider

Rider

186 H Marist	0	13
186 H Marist	3	4

Through Games Of Sunday, April 29

RPI	S	Opponent	Score	
257	A	Fairfield	5	3
264	A	Lafayette	3	6
270	H	Niagara	3	4
270	H	Niagara	9	4
270	H	Niagara	3	2
273	A	LIU Brooklyn	8	10
283	A	Norfolk St.	0	1
283	A	Norfolk St.	5	3
283	A	Norfolk St.	11	2
283	A	Norfolk St.	2	1

Rider

R
i
d
e
r

R
i
d
e
r

Average RPI Win: 213		WON-LOST	WINNING	LAST 15	STRENGTH OF		OPP. STRENGTH	TEAM	ADJ	CONF.	ADJ CONF.	
Average RPI Loss: 137		RECORD	PCT. RANK	GAMES	SCHEDULE		OF SCHEDULE	RPI	RPI	RPI	RPI	
DIV. I ONLY		14-25-0	.35897	251	4-10-0		213	175	240	.44463	241	
DIV. I NON-CONF.		9-12-0	.42857	192	2-0-0		288	238	264	.422	262	
TOTALS		RPI 1-25	RPI 26-50		W-L RECORDS		RPI 51-100		RPI 101-150		RPI 150+	
14-25-0	0-3-0	0-0-0		OVERALL		2-5-0		0-6-0		12-11-0		
4-7-0	0-3-0	0-0-0		HOME		2-4-0		0-0-0		2-0-0		
4-11-0	0-0-0	0-0-0		AWAY		0-0-0		0-6-0		4-5-0		
6-7-0	0-0-0	0-0-0		NEUTRAL		0-1-0		0-0-0		6-6-0		
9-12-0	0-0-0	0-0-0		NON-CONFERENCE		0-1-0		0-3-0		9-8-0		
2-0-0	0-0-0	0-0-0		HOME		0-0-0		0-0-0		2-0-0		
1-5-0	0-0-0	0-0-		AWAY		0-0-0		0-3-0		1-2-0		
6-7-0	0-0-0	0-0-0		NEUTRAL		0-1-0		0-0-0		6-6-0		
5-13-0	0-3-0	0-0-0		CONFERENCE		2-4-0		0-3-0		3-3-0		
2-7-0	0-3-0	0-0-0		HOME		2-4-0		0-0-0		0-0-0		
3-6-0	0-0-0	0-0-0		AWAY		0-0-0		0-3-0		3-3-0		
0-0-0	0-0-0	0-0-0		NEUTRAL		0-0-0		0-0-0		0-0-0		
RPI	S	Opponent	Score	RPI	S	Opponent	Score	RPI	S	Opponent	Score	
5	H	Purdue	0 7			57	H Illinois	0 2	113	A	Cal St. Northridge	3 4
5	H	Purdue	4 8			57	H Illinois	2 3	113	A	Cal St. Northridge	7 8
5	H	Purdue	1 3			57	H Illinois	4 5	113	A	Cal St. Northridge	7 8
						80	H Nebraska	8 4	130	A	Minnesota	1 2
						80	H Nebraska	4 7	130	A	Minnesota	1 2
						80	H Nebraska	6 1	130	A	Minnesota	0 6
						95	N Seton Hall	3 6	154	N	Xavier	3 2
									156	N	Villanova	3 6
									179	N	Eastern Ill.	1 0
									180	N	West Virginia	3 7
									192	N	Jacksonville St.	5 6
									203	N	Western Mich.	1 4
									204	N	Pittsburgh	12 11
									215	A	Iowa	3 0
									215	A	Iowa	2 3
									215	A	Iowa	1 3
									224	A	Ill.-Chicago	2 5
									224	A	Ill.-Chicago	6 14
									224	A	Ill.-Chicago	11 10
									230	A	Michigan	4 5
									230	A	Michigan	8 5
									230	A	Michigan	6 5
									247	N	Bucknell	6 10
									248	H	Milwaukee	4 3
									252	N	Navy	5 6
									269	N	Neb. Omaha	3 1
									273	N	LIU Brooklyn	9 4
LAST 15 GAMES												
				57	H	Illinois	2 3	248	H	Milwaukee	4 3	
				57	H	Illinois	4 5	130	A	Minnesota	0 6	
				57	H	Illinois	0 2	130	A	Minnesota	1 2	
				295	H	Chicago St.	12 7					
				230	A	Michigan	4 5					

Non-Div. I Games: St. Xavier 3 9

Northwestern

230	A	Michigan	8	5
230	A	Michigan	6	5

RPI	S	Opponent	Score	
295	H	Chicago St.	12	7
295	N	Chicago St.	14	6

Northwestern

N
o
r
t
h
w
e
s
t
e
r
n

N
o
r
t
h
w
e
s
t
e
r
n

[illegible]

Non-Div. I Games:

Penn

Penn

143	H	Cornell	0	3
143	H	Cornell	5	9

Through Games Of Sunday, April 29

RPI	S	Opponent	Score	
233	N	Bowling Green	13	2
237	A	La Salle	9	4
237	H	La Salle	4	11
256	H	Temple	9	11
257	N	Fairfield	7	3
264	A	Lafayette	2	0
264	H	Lafayette	9	8
264	H	Lafayette	2	3
274	H	Yale	4	1
274	H	Yale	8	1
281	H	Brown	7	5
281	H	Brown	2	12

Penn

P
e
n
n

P
e
n
n

Average RPI Win:	240	WON-LOST RECORD	WINNING PCT. RANK	LAST 15 GAMES		STRENGTH OF SCHEDULE	OPP. STRENGTH OF SCHEDULE	TEAM RPI	ADJ RPI	CONF. RPI	ADJ CONF. RPI	
Average RPI Loss:	204											
DIV. I ONLY		18-18-0	.5	145	8-7-0	281	234	246	.44304	243	21	21
DIV. I NON-CONF.		12-9-0	.57143	102	4-2-0	296	281	242	.44159	237	22	22
<hr/>												
TOTALS	RPI 1-25			RPI 26-50	W-L RECORDS		RPI 51-100			RPI 101-150		RPI 150+
18-18-0	0-0-0			0-0-0	OVERALL		0-0-0			0-3-0		18-15-0
5-8-0	0-0-0			0-0-0	HOME		0-0-0			0-3-0		5-5-0
8-5-0	0-0-0			0-0-0	AWAY		0-0-0			0-0-0		8-5-0
5-5-0	0-0-0			0-0-0	NEUTRAL		0-0-0			0-0-0		5-5-0
12-9-0	0-0-0			0-0-0	NON-CONFERENCE		0-0-0			0-0-0		12-9-0
3-1-0	0-0-0			0-0-0	HOME		0-0-0			0-0-0		3-1-0
4-3-0	0-0-0			0-0-	AWAY		0-0-0			0-0-0		4-3-0
5-5-0	0-0-0			0-0-0	NEUTRAL		0-0-0			0-0-0		5-5-0
6-9-0	0-0-0			0-0-0	CONFERENCE		0-0-0			0-3-0		6-6-0
2-7-0	0-0-0			0-0-0	HOME		0-0-0			0-3-0		2-4-0
4-2-0	0-0-0			0-0-0	AWAY		0-0-0			0-0-0		4-2-0
0-0-0	0-0-0			0-0-0	NEUTRAL		0-0-0			0-0-0		0-0-0
RPI	S	Opponent	Score	RPI	S	Opponent	Score	RPI	S	Opponent	Score	
										101 H Rhode Island	0	13
										101 H Rhode Island	8	12
										101 H Rhode Island	6	12
										196 A Dayton	2	6
										196 A Dayton	13	6
										196 A Dayton	3	6
										200 N Northeastern	6	9
										203 N Western Mich.	7	5
										203 N Western Mich.	4	6
										203 N Western Mich.	5	3
										216 A George Washington	3	1
										216 A George Washington	2	1
										216 A George Washington	9	5
										217 H Saint Joseph's	4	1
										217 H Saint Joseph's	3	7
										217 H Saint Joseph's	2	7
										218 A Marshall	3	1
										218 A Marshall	3	6
										218 A Marshall	10	8
										220 H Fordham	12	0
										220 H Fordham	3	5
										220 H Fordham	3	6
										221 H Canisius	3	4
										226 N Georgetown	7	12
										226 N Georgetown	3	5
										247 A Bucknell	0	5
										247 A Bucknell	6	5

Non-Div. I Games:

St. Bonaventure

216	A	George Washington	9	5
216	A	George Washington	2	1

RPI	S	Opponent	Score	
268	H	Buffalo	8	4
268	H	Buffalo	7	6
270	A	Niagara	8	2
270	A	Niagara	2	5
270	H	Niagara	8	6
290	N	Mt. St. Mary's	3	14
290	N	Mt. St. Mary's	20	4
290	N	Mt. St. Mary's	5	3
290	N	Mt. St. Mary's	5	0

St. Bonaventure

S
t
.
B
o
n
a
v
e
n
t
u
r
e

S
t
.
B
o
n
a
v
e
n
t
u
r
e

Average RPI Win:	190	WON-LOST RECORD	WINNING PCT. RANK	LAST 15 GAMES	STRENGTH OF SCHEDULE	OPP. STRENGTH OF SCHEDULE	TEAM RPI	ADJ RPI	CONF. RPI	ADJ CONF. RPI	
DIV. I ONLY		9-29-0	.23684 284	5-9-0	90	236	247	.44289 244	23	23	
DIV. I NON-CONF.		3-17-0	.15 282	0-2-0	29	150	232	.44911 230	23	23	
<hr/>											
TOTALS	RPI 1-25	RPI 26-50		W-L RECORDS	RPI 51-100		RPI 101-150		RPI 150+		
9-29-0	0-1-0	0-3-0		OVERALL	1-5-0		1-9-0		7-11-0		
4-7-0	0-1-0	0-0-0		HOME	0-1-0		0-3-0		4-2-0		
4-21-0	0-0-0	0-3-0		AWAY	1-4-0		1-6-0		2-8-0		
1-1-0	0-0-0	0-0-0		NEUTRAL	0-0-0		0-0-0		1-1-0		
<hr/>											
3-17-0	0-1-0	0-3-0		NON-CONFERENCE	1-5-0		1-6-0		1-2-0		
0-2-0	0-1-0	0-0-0		HOME	0-1-0		0-0-0		0-0-0		
2-14-0	0-0-0	0-0-		AWAY	1-4-0		1-6-0		0-1-0		
1-1-0	0-0-0	0-0-0		NEUTRAL	0-0-0		0-0-0		1-1-0		
<hr/>											
6-12-0	0-0-0	0-0-0		CONFERENCE	0-0-0		0-3-0		6-9-0		
4-5-0	0-0-0	0-0-0		HOME	0-0-0		0-3-0		4-2-0		
2-7-0	0-0-0	0-0-0		AWAY	0-0-0		0-0-0		2-7-0		
0-0-0	0-0-0	0-0-0		NEUTRAL	0-0-0		0-0-0		0-0-0		
<hr/>											
RPI S	Opponent	Score	RPI S	Opponent	Score	RPI S	Opponent	Score	RPI S	Opponent	Score
5	H Purdue	2 15	35	A Louisville	4 9	61	H Indiana St.	3 14	105	A UAB	3 4
			35	A Louisville	5 13	73	A S.C. Upstate	1 10	105	A UAB	0 1
			35	A Louisville	5 14	87	A Missouri	2 9	105	A UAB	4 7
						87	A Missouri	5 2	116	A Indiana	5 6
						87	A Missouri	5 15	132	H Kent St.	2 18
						96	A Tennessee	7 9	132	H Kent St.	2 4
									132	H Kent St.	4 7
									144	A Middle Tenn.	4 7
									144	A Middle Tenn.	1 6
									144	A Middle Tenn.	5 4
									172	A Toledo	3 10
									172	A Toledo	0 5
									172	A Toledo	1 3
									188	H Miami (OH)	5 9
									188	H Miami (OH)	4 3
									188	H Miami (OH)	7 6
									196	A Dayton	5 14
									196	N Dayton	4 3
									202	H Eastern Mich.	8 4
									202	H Eastern Mich.	0 4
									202	H Eastern Mich.	5 4
			LAST 15 GAMES						235	A Ohio	4 3
			172	A Toledo	3 10	235	A Ohio	4 3	235	A Ohio	1 6
			172	A Toledo	1 3	235	A Ohio	1 6	235	A Ohio	9 11
			172	A Toledo	0 5	5	H Purdue	2 15	255	N Butler	6 8
			202	H Eastern Mich.	5 4				267	A Akron	2 1
			202	H Eastern Mich.	0 4				267	A Akron	3 6

Non-Div. I Games:	Northwestern Ohio	11	7	Indiana Tech	7	6
--------------------------	--------------------------	-----------	----------	---------------------	----------	----------

Ball St.

Ball St.

202 H Eastern Mich.	8	4
235 A Ohio	9	11

Through Games Of Sunday, April 29

RPI	S	Opponent	Score
267	A	Akron	0 4

Ball St.

B
a
l
l
S
t
.

B
a
l
l
S
t
.

Average RPI Win: 245		WON-LOST RECORD		WINNING PCT. RANK		LAST 15 GAMES		STRENGTH OF SCHEDULE		OPP. STRENGTH OF SCHEDULE		TEAM RPI		ADJ RPI		CONF. RPI		ADJ CONF. RPI	
DIV. I ONLY		14-27-1		.34524 258		7-8-0		196		235		248		.44276 245		27		27	
DIV. I NON-CONF.		6-21-1		.23214 276		0-2-0		170		193		257		.42809 253		26		26	
TOTALS		RPI 1-25		RPI 26-50		W-L RECORDS		RPI 51-100		RPI 101-150		RPI 150+							
14-27-1		0-3-0		0-3-0		OVERALL		0-3-0		1-8-1		13-10-0							
2-5-1		0-0-0		0-0-0		HOME		0-0-0		1-4-1		1-1-0							
12-20-0		0-3-0		0-3-0		AWAY		0-2-0		0-2-0		12-9-0							
0-2-0		0-0-0		0-0-0		NEUTRAL		0-0-0		0-2-0		0-0-0							
6-21-1		0-3-0		0-3-0		NON-CONFERENCE		0-3-0		0-5-1		6-7-0							
1-2-1		0-0-0		0-0-0		HOME		0-0-0		0-1-1		1-1-0							
5-17-0		0-3-0		0-0-		AWAY		0-3-0		0-2-0		5-6-0							
0-2-0		0-0-0		0-0-0		NEUTRAL		0-0-0		0-2-0		0-0-0							
8-6-0		0-0-0		0-0-0		CONFERENCE		0-0-0		1-3-0		7-3-0							
1-3-0		0-0-0		0-0-0		HOME		0-0-0		1-3-0		0-0-0							
7-3-0		0-0-0		0-0-0		AWAY		0-0-0		0-0-0		7-3-0							
0-0-0		0-0-0		0-0-0		NEUTRAL		0-0-0		0-0-0		0-0-0							
RPI	S	Opponent		Score		RPI	S	Opponent		Score		RPI	S	Opponent		Score			
17	A	Miami (FL)		4	15	36	A	Coastal Caro.		4	7	69	A	St. John's (NY)		3	8		
17	A	Miami (FL)		5	12	36	A	Coastal Caro.		8	12	69	A	St. John's (NY)		3	8		
17	A	Miami (FL)		1	11	36	A	Coastal Caro.		2	3	73	A	S.C. Upstate		2	5		
												119 H Stony Brook						3	13
												119 H Stony Brook						2	9
												119 H Stony Brook						4	6
												119 H Stony Brook						7	6
												120 A Hofstra						4	12
												140 N Holy Cross						3	4
												140 N Holy Cross						9	10
												143 H Cornell						2	5
												143 H Cornell						3	3
												145 A Wofford						1	8
												166 A Gardner-Webb						3	4
												186 A Marist						8	10
												186 H Marist						10	3
												191 A Massachusetts						1	2
												191 A Massachusetts						1	5
												191 A Massachusetts						9	4
												194 H Manhattan						5	8
												205 A Central Conn. St.						4	5
												210 A Maine						4	2
												210 A Maine						0	10
210 A Maine						1	0												
220 A Fordham						7	6												
280 A Hartford						3	2												
280 A Hartford						2	1												
280 A Hartford						4	6												
284 A UMBC						20	4												
284 A UMBC						4	5												
LAST 15 GAMES																			
210 A Maine						0	10	284 A UMBC						20	4				
210 A Maine						1	0	119 H Stony Brook						7	6				
210 A Maine						4	2	119 H Stony Brook						4	6				
194 H Manhattan						5	8	284 A UMBC						20	4				
284 A UMBC						11	4	284 A UMBC						4	5				

284	A	UMBC	13	3
284	A	UMBC	4	5

RPI	S	Opponent	Score	
284	A	UMBC	13	3
284	A	UMBC	11	4
293	A	NYIT	6	7
293	A	NYIT	6	5
293	A	NYIT	16	4
293	A	NYIT	6	4

[illegible]

Non-Div. I Games:

NJIT

275	H	North Dakota	3	6
275	H	North Dakota	8	7

RPI	S	Opponent	Score	
282	A	N.C. Central	15	2
282	A	N.C. Central	5	8
282	A	N.C. Central	17	15

Average RPI Win: 242		WON-LOST RECORD	WINNING PCT. RANK	LAST 15 GAMES	STRENGTH OF SCHEDULE	OPP. STRENGTH OF SCHEDULE	TEAM RPI	ADJ RPI		CONF. RPI	ADJ CONF. RPI
Average RPI Loss: 192											
DIV. I ONLY		20-28-0	.41667 214	5-10-0	237	261	243	.44128	247	24	24
DIV. I NON-CONF.		13-15-0	.46429 157	1-2-0	266	263	233	.44613	235	27	27
<hr/>											
TOTALS		RPI 1-25	RPI 26-50		W-L RECORDS		RPI 51-100		RPI 101-150		RPI 150+
20-28-0	0-0-0		0-1-0	OVERALL		0-1-0			1-8-0	19-18-0	
10-9-0	0-0-0		0-0-0	HOME		0-0-0			1-3-0	9-6-0	
7-13-0	0-0-0		0-1-0	AWAY		0-0-0			0-5-0	7-7-0	
3-6-0	0-0-0		0-0-0	NEUTRAL		0-1-0			0-0-0	3-5-0	
<hr/>											
13-15-0	0-0-0		0-1-0	NON-CONFERENCE		0-1-0			0-1-0	13-12-0	
4-3-0	0-0-0		0-0-0	HOME		0-0-0			0-0-0	4-3-0	
6-6-0	0-0-0		0-0-	AWAY		0-0-0			0-1-0	6-4-0	
3-6-0	0-0-0		0-0-0	NEUTRAL		0-1-0			0-0-0	3-5-0	
<hr/>											
7-13-0	0-0-0		0-0-0	CONFERENCE		0-0-0			1-7-0	6-6-0	
6-6-0	0-0-0		0-0-0	HOME		0-0-0			1-3-0	5-3-0	
1-7-0	0-0-0		0-0-0	AWAY		0-0-0			0-4-0	1-3-0	
0-0-0	0-0-0		0-0-0	NEUTRAL		0-0-0			0-0-0	0-0-0	
<hr/>											
RPI S	Opponent	Score	RPI S	Opponent	Score	RPI S	Opponent	Score	RPI S	Opponent	Score
			39 A	Maryland	3 8	94 N	Bradley	5 6	129 A	Army	1 2
									129 A	Army	1 2
									129 A	Army	0 1
									129 A	Army	0 8
									136 A	Penn St.	0 2
									140 H	Holy Cross	1 3
									140 H	Holy Cross	7 11
									140 H	Holy Cross	1 5
									140 H	Holy Cross	3 1
									162 N	North Dakota St.	8 16
									178 A	Towson	8 10
									179 N	Eastern Ill.	5 6
									201 H	Binghamton	4 10
									201 H	Binghamton	2 1
									215 N	Iowa	6 8
									217 A	Saint Joseph's	1 7
									217 A	Saint Joseph's	4 3
									217 A	Saint Joseph's	4 3
									217 A	Saint Joseph's	1 2
									223 A	James Madison	13 6
									223 A	James Madison	1 12
									223 A	James Madison	8 6
									223 A	James Madison	22 6
									226 N	Georgetown	18 3
									237 N	La Salle	1 3
									241 N	Northwestern	10 6
									243 H	St. Bonaventure	5 0
<hr/>											
LAST 15 GAMES											
			264 A	Lafayette	10 4	129 A	Army	0 8	223 A	James Madison	22 6
			264 A	Lafayette	2 6	129 A	Army	1 2	226 N	Georgetown	18 3
			264 A	Lafayette	4 5	129 A	Army	0 1	237 N	La Salle	1 3
			264 A	Lafayette	2 3				241 N	Northwestern	10 6
			243 H	St. Bonaventure	5 0				243 H	St. Bonaventure	5 0

Non-Div. I Games: Lock Haven 10 3

Bucknell

243	H	St. Bonaventure	5	6
129	A	Army	1	2

RPI	S	Opponent	Score	
243	H	St. Bonaventure	5	6
252	H	Navy	2	3
252	H	Navy	3	2
252	H	Navy	10	3
252	H	Navy	2	3
264	A	Lafayette	2	6
264	A	Lafayette	10	4
264	A	Lafayette	4	5
264	A	Lafayette	2	3
269	N	Neb. Omaha	1	13
270	H	Niagara	11	10
270	H	Niagara	4	17
270	H	Niagara	4	3
270	N	Niagara	8	4
271	H	Lehigh	11	5
271	H	Lehigh	1	8
271	H	Lehigh	6	0
271	H	Lehigh	7	6
290	A	Mt. St. Mary's	7	3

Average RPI Win: 223		WON-LOST	WINNING	LAST 15	STRENGTH OF		OPP. STRENGTH	TEAM	ADJ	CONF.	ADJ CONF.
Average RPI Loss: 147		RECORD	PCT. RANK	GAMES	SCHEDULE		OF SCHEDULE	RPI	RPI	RPI	RPI
DIV. I ONLY		15-23-0	.39474	228	7-7-0		256	211	253	.43897	248
DIV. I NON-CONF.		5-12-0	.29412	256	1-1-0		141	97	222	.45617	220
TOTALS		RPI 1-25	RPI 26-50		W-L RECORDS		RPI 51-100		RPI 101-150		RPI 150+
15-23-0		0-3-0	0-1-0		OVERALL		0-1-0		4-4-0		11-14-0
7-5-0		0-0-0	0-0-0		HOME		0-0-0		0-0-0		7-5-0
7-16-0		0-3-0	0-0-0		AWAY		0-0-0		3-4-0		4-9-0
1-2-0		0-0-0	0-1-0		NEUTRAL		0-1-0		1-0-0		0-0-0
5-12-0		0-3-0	0-1-0		NON-CONFERENCE		0-1-0		3-2-0		2-5-0
0-0-0		0-0-0	0-0-0		HOME		0-0-0		0-0-0		0-0-0
4-10-0		0-3-0	0-0-		AWAY		0-0-0		2-2-0		2-5-0
1-2-0		0-0-0	0-1-0		NEUTRAL		0-1-0		1-0-0		0-0-0
10-11-0		0-0-0	0-0-0		CONFERENCE		0-0-0		1-2-0		9-9-0
7-5-0		0-0-0	0-0-0		HOME		0-0-0		0-0-0		7-5-0
3-6-0		0-0-0	0-0-0		AWAY		0-0-0		1-2-0		2-4-0
0-0-0		0-0-0	0-0-0		NEUTRAL		0-0-0		0-0-0		0-0-0
RPI S	Opponent	Score	RPI S	Opponent	Score	RPI S	Opponent	Score	RPI S	Opponent	Score
23 A	East Carolina	0 4	26 N	San Diego	1 4	65 N	Cal Poly	2 6	110 A	Wright St.	3 8
23 A	East Carolina	3 6							110 A	Wright St.	9 10
23 A	East Carolina	1 16							110 A	Wright St.	9 7
									125 N	San Francisco	6 5
									130 A	Minnesota	6 1
									130 A	Minnesota	3 1
									130 A	Minnesota	3 5
									130 A	Minnesota	0 1
									156 A	Valparaiso	0 1
									156 A	Valparaiso	2 3
									156 A	Valparaiso	0 7
									156 H	Valparaiso	1 2
									156 H	Valparaiso	1 4
									156 H	Valparaiso	3 9
									163 A	San Diego St.	4 7
									199 A	UALR	10 5
									199 A	UALR	5 12
									199 A	UALR	3 10
									224 H	Ill.-Chicago	0 1
									224 H	Ill.-Chicago	7 1
									224 H	Ill.-Chicago	7 3
									236 A	Northern Ill.	4 5
									236 A	Northern Ill.	13 2
									241 A	Northern Ill.	3 4
									255 H	Butler	2 3
									255 H	Butler	14 2
									255 H	Butler	16 4

Non-Div. I Games: Cardinal Stritch 8 6 Wis. Lutheran 13 2

Milwaukee

292 H Youngstown St.	8	1
292 H Youngstown St.	3	2

RPI	S	Opponent	Score	
292	A	Youngstown St.	5	4
292	A	Youngstown St.	3	4
292	A	Youngstown St.	7	2
292	H	Youngstown St.	5	2
292	H	Youngstown St.	3	2
292	H	Youngstown St.	8	1

Milwaukee

M
i
l
w
a
u
k
e
e

M
i
l
w
a
u
k
e
e

[illegible]

Non-Div. I Games:

Sacred Heart

273	A	LIU Brooklyn	6	3
273	A	LIU Brooklyn	1	5

RPI	S	Opponent	Score	
273	A	LIU Brooklyn	6	3
273	A	LIU Brooklyn	1	5
273	A	LIU Brooklyn	4	1
274	A	Yale	4	7
274	H	Yale	6	3
285	H	Quinnipiac	6	1
285	H	Quinnipiac	3	2
285	H	Quinnipiac	5	4
285	H	Quinnipiac	8	9
290	H	Mt. St. Mary's	10	5
290	H	Mt. St. Mary's	4	2
290	H	Mt. St. Mary's	7	3
290	H	Mt. St. Mary's	2	0

S
a
c
r
e
d
H
e
a
r
t

S
a
c
r
e
d
H
e
a
r
t

Average RPI Win:	224	WON-LOST	WINNING	LAST 15	STRENGTH OF	OPP. STRENGTH	TEAM	ADJ	CONF.	ADJ CONF.	
Average RPI Loss:	199	RECORD	PCT. RANK	GAMES	SCHEDULE	OF SCHEDULE	RPI	RPI	RPI	RPI	
DIV. I ONLY	17-27-0	.38636	231	6-9-0	229	270	254	.4381	250	26	26
DIV. I NON-CONF.	9-20-0	.31034	248	1-3-0	216	287	263	.42514	260	25	25
<hr/>											
TOTALS	RPI 1-25	RPI 26-50		W-L RECORDS		RPI 51-100		RPI 101-150		RPI 150+	
17-27-0	0-0-0	0-2-0		OVERALL		1-0-0		0-1-0		16-24-0	
6-5-0	0-0-0	0-0-0		HOME		0-0-0		0-0-0		6-5-0	
11-22-0	0-0-0	0-2-0		AWAY		1-0-0		0-1-0		10-19-0	
0-0-0	0-0-0	0-0-0		NEUTRAL		0-0-0		0-0-0		0-0-0	
9-20-0	0-0-0	0-2-0		NON-CONFERENCE		1-0-0		0-1-0		8-17-0	
2-0-0	0-0-0	0-0-0		HOME		0-0-0		0-0-0		2-0-0	
7-20-0	0-0-0	0-0-		AWAY		1-0-0		0-1-0		6-17-0	
0-0-0	0-0-0	0-0-0		NEUTRAL		0-0-0		0-0-0		0-0-0	
8-7-0	0-0-0	0-0-0		CONFERENCE		0-0-0		0-0-0		8-7-0	
4-5-0	0-0-0	0-0-0		HOME		0-0-0		0-0-0		4-5-0	
4-2-0	0-0-0	0-0-0		AWAY		0-0-0		0-0-0		4-2-0	
0-0-0	0-0-0	0-0-0		NEUTRAL		0-0-0		0-0-0		0-0-0	
RPI	S	Opponent	Score	RPI	S	Opponent	Score	RPI	S	Opponent	Score
39	A	Maryland	0 9	39	A	Maryland	0 1	129	A	Army	5 6
39	A	Maryland	0 1					167	A	Monmouth	3 7
								167	H	Monmouth	6 3
								171	A	UNC Asheville	0 3
								171	A	UNC Asheville	3 1
								171	A	UNC Asheville	3 7
								171	A	UNC Asheville	3 4
								182	A	Charlotte	1 4
								182	A	Charlotte	0 10
								182	A	Charlotte	2 5
								186	A	Marist	4 6
								186	A	Marist	5 2
								186	A	Marist	3 4
								207	A	Richmond	2 7
								207	A	Richmond	8 17
								207	A	Richmond	2 8
								214	A	Fairleigh Dickinson	4 7
								217	A	Saint Joseph's	5 1
								221	H	Canisius	5 3
								221	H	Canisius	3 6
								221	H	Canisius	1 10
				LAST 15 GAMES				222	A	Siena	5 4
				240	H	Rider	4 8	129	A	Army	5 6
				240	H	Rider	3 4	254	A	Wagner	2 19
				240	H	Rider	8 0	221	H	Canisius	5 3
				167	A	Monmouth	3 7	237	A	La Salle	2 3
				222	A	Siena	4 3	240	H	Rider	3 4
								240	H	Rider	4 8

Non-Div. I Games:

Saint Peter's

222	A	Siena	4	0
222	A	Siena	5	4

RPI	S	Opponent	Score	
240	H	Rider	8	0
246	A	NJIT	5	4
246	A	NJIT	0	11
246	H	NJIT	5	2
254	A	Wagner	2	19
256	A	Temple	1	4
257	H	Fairfield	2	1
257	H	Fairfield	5	1
257	H	Fairfield	5	6
273	A	LIU Brooklyn	3	1
286	A	Savannah St.	10	3
286	A	Savannah St.	3	4
286	A	Savannah St.	1	6
286	A	Savannah St.	13	0

Saint Peter's

S
a
i
n
t
P
e
t
e
r
'
s

S
a
i
n
t
P
e
t
e
r
'
s

Average RPI Win: 248		WON-LOST	WINNING	LAST 15	STRENGTH OF		OPP. STRENGTH	TEAM	ADJ	CONF.	ADJ CONF.				
Average RPI Loss: 194		RECORD	PCT. RANK	GAMES	SCHEDULE		OF SCHEDULE	RPI	RPI	RPI	RPI				
DIV. I ONLY		18-20-0	.47368	166	4-9-0		277	250	252	.43802	251	31	31		
DIV. I NON-CONF.		4-8-0	.33333	240	0-2-0		255	39	247	.43547	245	31	31		
TOTALS		RPI 1-25	RPI 26-50		W-L RECORDS		RPI 51-100		RPI 101-150		RPI 150+				
18-20-0		1-2-0	0-0-0		OVERALL		0-1-0		0-3-0		17-14-0				
9-11-0		0-0-0	0-0-0		HOME		0-1-0		0-2-0		9-8-0				
7-8-0		1-2-0	0-0-0		AWAY		0-0-0		0-1-0		6-5-0				
2-1-0		0-0-0	0-0-0		NEUTRAL		0-0-0		0-0-0		2-1-0				
4-8-0		1-2-0	0-0-0		NON-CONFERENCE		0-1-0		0-3-0		3-2-0				
3-4-0		0-0-0	0-0-0		HOME		0-1-0		0-2-0		3-1-0				
1-4-0		1-2-0	0-0-		AWAY		0-0-0		0-1-0		0-1-0				
0-0-0		0-0-0	0-0-0		NEUTRAL		0-0-0		0-0-0		0-0-0				
14-12-0		0-0-0	0-0-0		CONFERENCE		0-0-0		0-0-0		14-12-0				
6-7-0		0-0-0	0-0-0		HOME		0-0-0		0-0-0		6-7-0				
6-4-0		0-0-0	0-0-0		AWAY		0-0-0		0-0-0		6-4-0				
2-1-0		0-0-0	0-0-0		NEUTRAL		0-0-0		0-0-0		2-1-0				
RPI S	Opponent	Score		RPI S	Opponent	Score		RPI S	Opponent	Score		RPI S	Opponent	Score	
7 A	LSU	10	17					91 H	Hawaii	8	11	128 A	Louisiana Tech	1	4
11 A	Rice	5	4									128 H	Louisiana Tech	9	10
11 A	Rice	1	12									148 H	Northwestern St.	5	6
												173 A	Stephen F. Austin	3	10
												173 H	Stephen F. Austin	3	7
												185 A	Southern U.	7	1
												185 A	Southern U.	4	3
												185 A	Southern U.	13	5
												185 H	Southern U.	4	14
												185 H	Southern U.	9	11
												185 H	Southern U.	8	9
												253 N	Alabama St.	8	5
												258 H	Prairie View	1	0
												258 H	Prairie View	5	7
												258 H	Prairie View	4	10
												258 N	Prairie View	5	3
												265 A	Alcorn St.	7	9
												265 H	Alcorn St.	4	9
												279 A	Texas Southern	5	1
												279 A	Texas Southern	14	15
												279 A	Texas Southern	8	2
												279 H	Texas Southern	6	2
												279 H	Texas Southern	10	9
												279 H	Texas Southern	22	6
												279 N	Texas Southern	5	6
												287 H	Florida A&M	15	7
												287 H	Florida A&M	11	2
Non-Div. I Games:		Centenary (LA)		8	11	Wiley		11	1	Wiley		2	0	Grambling	

265 A Alcorn St.	7	9
185 H Southern U.	8	9

RPI	S	Opponent	Score	
287	H	Florida A&M	6	1
289	A	Ark.-Pine Bluff	2	3
289	A	Ark.-Pine Bluff	5	6
289	A	Ark.-Pine Bluff	9	2
289	H	Ark.-Pine Bluff	5	10
289	H	Ark.-Pine Bluff	5	1
289	H	Ark.-Pine Bluff	9	8

G
r
a
m
b
l
i
n
g

G
r
a
m
b
l
i
n
g

264	A	Lafayette	4	1
264	A	Lafayette	10	2

RPI	S	Opponent	Score	
264	A	Lafayette	13	3
264	A	Lafayette	4	1
264	A	Lafayette	10	2
264	A	Lafayette	21	3
271	H	Lehigh	5	1
271	H	Lehigh	2	1
271	H	Lehigh	2	3
271	H	Lehigh	1	4
276	A	N.C. A&T	11	4
276	A	N.C. A&T	3	1
276	A	N.C. A&T	2	7
284	A	UMBC	6	15
284	H	UMBC	6	1
284	H	UMBC	15	2
290	H	Mt. St. Mary's	6	10
294	A	Md.-East. Shore	10	0
294	H	Md.-East. Shore	21	1
297	H	Coppin St.	5	0

N
a
v
y

Navy

Average RPI Win:	264	WON-LOST RECORD	WINNING PCT. RANK	LAST 15 GAMES	STRENGTH OF SCHEDULE	OPP. STRENGTH OF SCHEDULE	TEAM RPI	ADJ RPI	CONF. RPI	ADJ CONF. RPI	
Average RPI Loss:	146										
DIV. I ONLY		20-28-0	.41667 214	6-9-0	251	283	256	.43594 253	31	31	
DIV. I NON-CONF.		6-18-0	.25 272	0-6-0	87	180	229	.45274 225	31	31	
TOTALS	RPI 1-25	RPI 26-50		W-L RECORDS		RPI 51-100		RPI 101-150		RPI 150+	
20-28-0	0-0-0	0-2-0		OVERALL		0-6-0		1-6-0		19-14-0	
10-8-0	0-0-0	0-0-0		HOME		0-1-0		0-3-0		10-4-0	
10-15-0	0-0-0	0-2-0		AWAY		0-4-0		1-1-0		9-8-0	
0-5-0	0-0-0	0-0-0		NEUTRAL		0-1-0		0-2-0		0-2-0	
6-18-0	0-0-0	0-2-0		NON-CONFERENCE		0-6-0		1-6-0		5-4-0	
2-4-0	0-0-0	0-0-0		HOME		0-1-0		0-3-0		2-0-0	
4-11-0	0-0-0	0-0-		AWAY		0-4-0		1-1-0		3-4-0	
0-3-0	0-0-0	0-0-0		NEUTRAL		0-1-0		0-2-0		0-0-0	
14-10-0	0-0-0	0-0-0		CONFERENCE		0-0-0		0-0-0		14-10-0	
8-4-0	0-0-0	0-0-0		HOME		0-0-0		0-0-0		8-4-0	
6-4-0	0-0-0	0-0-0		AWAY		0-0-0		0-0-0		6-4-0	
0-2-0	0-0-0	0-0-0		NEUTRAL		0-0-0		0-0-0		0-2-0	
RPI S	Opponent	Score	RPI S	Opponent	Score	RPI S	Opponent	Score	RPI S	Opponent	Score
			46 A	Auburn	4 12	58 A	Oklahoma	1 2	105 A	UAB	3 12
			46 A	Auburn	1 7	58 A	Oklahoma	0 7	105 H	UAB	2 3
						58 A	Oklahoma	0 5	106 H	Mercer	0 6
						67 N	UC Irvine	3 5	106 H	Mercer	2 6
						81 A	Kennesaw St.	4 9	119 N	Stony Brook	2 3
						81 H	Kennesaw St.	2 14	119 N	Stony Brook	0 6
									146 A	Nicholls St.	6 4
									160 H	Troy	4 2
									166 A	Gardner-Webb	6 13
									166 A	Gardner-Webb	7 0
									166 A	Gardner-Webb	3 9
									166 A	Gardner-Webb	10 14
									170 A	Georgia St.	4 9
									170 H	Georgia St.	14 9
									185 N	Southern U.	2 10
									211 A	Jackson St.	1 2
									211 A	Jackson St.	3 6
									211 A	Jackson St.	3 4
									211 H	Jackson St.	1 5
									211 H	Jackson St.	6 10
									211 H	Jackson St.	1 2
			LAST 15 GAMES						251 N	Grambling	5 8
			291 H	Mississippi Val.	12 2	58 A	Oklahoma	0 5	265 H	Alcorn St.	4 7
			291 H	Mississippi Val.	4 2	211 H	Jackson St.	1 2	265 H	Alcorn St.	11 7
			291 H	Mississippi Val.	5 4	211 H	Jackson St.	1 5	265 H	Alcorn St.	3 2
			106 H	Mercer	2 6				287 A	Florida A&M	8 2
			106 H	Mercer	0 6				287 A	Florida A&M	17 4

Non-Div. I Games:

Alabama St.

58	A	Oklahoma	0	7
58	A	Oklahoma	1	2

RPI	S	Opponent	Score	
291	A	Mississippi Val.	7	2
291	A	Mississippi Val.	3	4
291	A	Mississippi Val.	9	2
291	H	Mississippi Val.	4	2
291	H	Mississippi Val.	5	4
291	H	Mississippi Val.	12	2
296	A	Alabama A&M	12	8
296	A	Alabama A&M	7	0
296	A	Alabama A&M	7	0
296	A	Alabama A&M	12	2
296	H	Alabama A&M	14	2
296	H	Alabama A&M	7	3
296	H	Alabama A&M	9	2

Alabama St.

A
l
a
b
a
m
a
s
t
.

A
l
a
b
a
m
a
s
t
.

Average RPI Win: 244		WON-LOST	WINNING		LAST 15	STRENGTH OF		OPP. STRENGTH	TEAM	ADJ	CONF.	ADJ CONF.			
Average RPI Loss: 167		RECORD	PCT. RANK		GAMES	SCHEDULE		OF SCHEDULE	RPI	RPI	RPI	RPI			
DIV. I ONLY		19-27-0	.41304	216	7-8-0	265		241	258	.43362	254	28	28		
DIV. I NON-CONF.		7-15-0	.31818	244	3-2-0	228		147	248	.43437	246	29	29		
<hr/>															
TOTALS		RPI 1-25	RPI 26-50		W-L RECORDS		RPI 51-100		RPI 101-150		RPI 150+				
19-27-0		0-0-0	0-2-0		OVERALL		0-8-0		0-0-0		19-17-0				
11-6-0		0-0-0	0-0-0		HOME		0-1-0		0-0-0		11-5-0				
8-21-0		0-0-0	0-2-0		AWAY		0-7-0		0-0-0		8-12-0				
0-0-0		0-0-0	0-0-0		NEUTRAL		0-0-0		0-0-0		0-0-0				
7-15-0		0-0-0	0-2-0		NON-CONFERENCE		0-8-0		0-0-0		7-5-0				
3-2-0		0-0-0	0-0-0		HOME		0-1-0		0-0-0		3-1-0				
4-13-0		0-0-0	0-0-		AWAY		0-7-0		0-0-0		4-4-0				
0-0-0		0-0-0	0-0-0		NEUTRAL		0-0-0		0-0-0		0-0-0				
12-12-0		0-0-0	0-0-0		CONFERENCE		0-0-0		0-0-0		12-12-0				
8-4-0		0-0-0	0-0-0		HOME		0-0-0		0-0-0		8-4-0				
4-8-0		0-0-0	0-0-0		AWAY		0-0-0		0-0-0		4-8-0				
0-0-0		0-0-0	0-0-0		NEUTRAL		0-0-0		0-0-0		0-0-0				
RPI	S	Opponent	Score	RPI	S	Opponent	Score	RPI	S	Opponent	Score	RPI	S	Opponent	Score
				32	A	Virginia Tech	2 14	69	H	St. John's (NY)	4 5	167	H	Monmouth	4 7
				38	A	Georgia Tech	4 15	79	A	Rutgers	8 13	167	H	Monmouth	7 4
								91	A	Hawaii	2 6	167	H	Monmouth	0 2
								91	A	Hawaii	3 19	167	H	Monmouth	9 2
								91	A	Hawaii	2 5	182	A	Charlotte	4 7
								91	A	Hawaii	2 9	182	A	Charlotte	3 7
								91	A	Hawaii	0 2	182	A	Charlotte	11 4
								95	A	Seton Hall	1 9	182	A	Charlotte	0 11
												205	A	Central Conn. St.	4 7
												205	A	Central Conn. St.	2 6
												205	A	Central Conn. St.	5 2
												205	A	Central Conn. St.	3 4
												208	A	Jacksonville	0 10
												208	A	Jacksonville	6 5
												208	A	Jacksonville	4 1
												214	A	Fairleigh Dickinson	3 4
												214	A	Fairleigh Dickinson	3 5
												214	A	Fairleigh Dickinson	0 4
												214	A	Fairleigh Dickinson	3 1
												250	H	Saint Peter's	19 2
												263	H	Iona	7 11
												263	H	Iona	18 10
												263	H	Iona	1 0
												264	A	Lafayette	13 9
												273	H	LIU Brooklyn	1 16
												273	H	LIU Brooklyn	3 2
												273	H	LIU Brooklyn	2 1
<hr/>															
LAST 15 GAMES				LAST 15 GAMES				LAST 15 GAMES				LAST 15 GAMES			
				205	A	Central Conn. St.	2 6	250	H	Saint Peter's	19 2	263	H	Iona	1 0
				205	A	Central Conn. St.	4 7	273	H	LIU Brooklyn	5 4	264	A	Lafayette	13 9
				205	A	Central Conn. St.	5 2	273	H	LIU Brooklyn	1 16	273	H	LIU Brooklyn	1 16
				205	A	Central Conn. St.	3 4					273	H	LIU Brooklyn	3 2
				263	H	Iona	18 10					273	H	LIU Brooklyn	2 1

Non-Div. I Games:

Wagner

263	H	Iona	7	11
263	H	Iona	1	0

RPI	S	Opponent	Score	
273	H	LIU Brooklyn	5	4
285	H	Quinnipiac	2	6
285	H	Quinnipiac	7	1
285	H	Quinnipiac	10	1
285	H	Quinnipiac	1	0
290	A	Mt. St. Mary's	4	6
290	A	Mt. St. Mary's	3	9
290	A	Mt. St. Mary's	9	6
290	A	Mt. St. Mary's	8	7

Average RPI Win: 211		WON-LOST	WINNING	LAST 15	STRENGTH OF		OPP. STRENGTH	TEAM	ADJ	CONF.	ADJ CONF.
Average RPI Loss: 173		RECORD	PCT. RANK	GAMES	SCHEDULE		OF SCHEDULE	RPI	RPI	RPI	RPI
DIV. I ONLY		17-23-0	.425	205	4-10-0		272	223	257	.43352	255
DIV. I NON-CONF.		9-10-0	.47368	154	1-1-0		292	197	253	.43021	251
TOTALS		RPI 1-25	RPI 26-50		W-L RECORDS		RPI 51-100		RPI 101-150		RPI 150+
17-23-0		0-0-0	0-0-0		OVERALL		1-2-0		3-7-0		13-14-0
9-7-0		0-0-0	0-0-0		HOME		0-0-0		1-2-0		8-5-0
7-16-0		0-0-0	0-0-0		AWAY		1-2-0		2-5-0		4-9-0
1-0-0		0-0-0	0-0-0		NEUTRAL		0-0-0		0-0-0		1-0-0
9-10-0		0-0-0	0-0-0		NON-CONFERENCE		1-2-0		1-3-0		7-5-0
5-2-0		0-0-0	0-0-0		HOME		0-0-0		0-0-0		5-2-0
3-8-0		0-0-0	0-0-		AWAY		1-2-0		1-3-0		1-3-0
1-0-0		0-0-0	0-0-0		NEUTRAL		0-0-0		0-0-0		1-0-0
8-13-0		0-0-0	0-0-0		CONFERENCE		0-0-0		2-4-0		6-9-0
4-5-0		0-0-0	0-0-0		HOME		0-0-0		1-2-0		3-3-0
4-8-0		0-0-0	0-0-0		AWAY		0-0-0		1-2-0		3-6-0
0-0-0		0-0-0	0-0-0		NEUTRAL		0-0-0		0-0-0		0-0-0
RPI S	Opponent	Score	RPI S	Opponent	Score	RPI S	Opponent	Score	RPI S	Opponent	Score
						60 A	Belmont	8 7	110 A	Wright St.	1 12
						60 A	Belmont	2 8	110 A	Wright St.	9 7
						60 A	Belmont	4 12	110 A	Wright St.	2 4
									110 H	Wright St.	10 19
									110 H	Wright St.	1 14
									110 H	Wright St.	9 5
									133 A	Fresno St.	0 3
									133 A	Fresno St.	2 17
									133 A	Fresno St.	12 9
									133 A	Fresno St.	0 6
									154 H	Xavier	3 4
									156 A	Valparaiso	2 3
									156 A	Valparaiso	0 1
									156 A	Valparaiso	2 4
									156 H	Valparaiso	13 8
									156 H	Valparaiso	7 15
									156 H	Valparaiso	5 4
									183 A	Western Ky.	1 13
									196 H	Dayton	8 5
									224 H	Ill.-Chicago	9 8
									224 H	Ill.-Chicago	9 14
									224 H	Ill.-Chicago	5 7
									231 H	Cincinnati	7 5
									244 N	Ball St.	8 6
									248 A	Milwaukee	2 14
									248 A	Milwaukee	3 2
									248 A	Milwaukee	4 16
Non-Div. I Games:		Indianapolis	12 13	Bellarmine	12 5	Wabash		17 3	Marian (IN)		12 6
									Butler		

156	A	Valparaiso	2	4
154	H	Xavier	3	4

RPI	S	Opponent	Score	
266	A	UT Martin	13	5
266	A	UT Martin	0	5
266	A	UT Martin	4	5
288	H	IPFW	11	4
288	H	IPFW	1	7
288	H	IPFW	4	2
288	H	IPFW	6	4
292	A	Youngstown St.	7	5
292	A	Youngstown St.	3	9
292	A	Youngstown St.	18	5

T
e
m
p
l
e

Temple					Through Games Of Sunday, April 29								
Average RPI Win: 223 Average RPI Loss: 203		WON-LOST RECORD	WINNING PCT. RANK	LAST 15 GAMES	STRENGTH OF SCHEDULE	OPP. STRENGTH OF SCHEDULE	TEAM RPI	ADJ RPI	CONF. RPI	ADJ CONF. RPI			
DIV. I ONLY		16-27-0	.37209 244	4-11-0	223	265	255	.43277 256	21	21			
DIV. I NON-CONF.		11-14-0	.44 181	0-3-0	258	288	239	.43992 240	22	22			
TOTALS		RPI 1-25	RPI 26-50		W-L RECORDS		RPI 51-100		RPI 101-150		RPI 150+		
16-27-0	0-0-0	0-0-0		OVERALL		0-1-0		0-4-0		16-22-0			
8-11-0	0-0-0	0-0-0		HOME		0-0-0		0-0-0		8-11-0			
8-16-0	0-0-0	0-0-0		AWAY		0-1-0		0-4-0		8-11-0			
0-0-0	0-0-0	0-0-0		NEUTRAL		0-0-0		0-0-0		0-0-0			
11-14-0	0-0-0	0-0-0		NON-CONFERENCE		0-1-0		0-1-0		11-12-0			
6-5-0	0-0-0	0-0-0		HOME		0-0-0		0-0-0		6-5-0			
5-9-0	0-0-0	0-0-		AWAY		0-1-0		0-1-0		5-7-0			
0-0-0	0-0-0	0-0-0		NEUTRAL		0-0-0		0-0-0		0-0-0			
5-13-0	0-0-0	0-0-0		CONFERENCE		0-0-0		0-3-0		5-10-0			
2-6-0	0-0-0	0-0-0		HOME		0-0-0		0-0-0		2-6-0			
3-7-0	0-0-0	0-0-0		AWAY		0-0-0		0-3-0		3-4-0			
0-0-0	0-0-0	0-0-0		NEUTRAL		0-0-0		0-0-0		0-0-0			
RPI S	Opponent	Score	RPI S	Opponent	Score	RPI S	Opponent	Score	RPI S	Opponent	Score		
						92 A	VCU	3 6	103 A	George Mason	4 19		
									150 A	Saint Louis	1 2		
									150 A	Saint Louis	1 10		
									150 A	Saint Louis	2 8		
									156 H	Villanova	3 4		
									167 A	Monmouth	2 3		
									167 A	Monmouth	5 3		
									167 H	Monmouth	7 1		
									182 H	Charlotte	6 4		
									182 H	Charlotte	2 3		
									182 H	Charlotte	1 10		
									190 H	Delaware	5 7		
									191 A	Massachusetts	8 4		
									191 A	Massachusetts	4 5		
									191 A	Massachusetts	6 3		
									201 H	Binghamton	5 13		
									201 H	Binghamton	2 1		
									205 H	Central Conn. St.	10 6		
									207 H	Richmond	7 6		
									207 H	Richmond	6 14		
									207 H	Richmond	4 9		
									209 A	Old Dominion	4 5		
									209 A	Old Dominion	2 6		
									209 A	Old Dominion	5 4		
									217 H	Saint Joseph's	1 4		
									220 A	Fordham	5 6		
									220 A	Fordham	5 8		
LAST 15 GAMES													
						191 A	Massachusetts	4 5	190 H	Delaware	5 7		
						191 A	Massachusetts	8 4	182 H	Charlotte	2 3		
						191 A	Massachusetts	6 3	182 H	Charlotte	6 4		
						156 H	Villanova	3 4					
						207 H	Richmond	4 9					

T
e
m
p
l
e

Non-Div. I Games:

Temple

Temple

207	H	Richmond	7	6
207	H	Richmond	6	14

Through Games Of Sunday, April 29

RPI	S	Opponent	Score	
220	A	Fordham	2	9
237	A	La Salle	6	3
237	H	La Salle	7	9
242	A	Penn	11	9
250	H	Saint Peter's	4	1
262	A	Longwood	11	1
262	A	Longwood	2	3
262	A	Longwood	6	7
263	H	Iona	4	9
271	H	Lehigh	5	8
276	A	N.C. A&T	3	6
276	A	N.C. A&T	1	3
276	A	N.C. A&T	13	9
293	H	NYIT	17	1
294	H	Md.-East. Shore	8	4

Temple

T
e
m
p
l
e

T
e
m
p
l
e

Average RPI Win: 253		WON-LOST	WINNING	LAST 15	STRENGTH OF		OPP. STRENGTH	TEAM	ADJ	CONF.	ADJ CONF.						
Average RPI Loss: 202		RECORD	PCT. RANK	GAMES	SCHEDULE		OF SCHEDULE	RPI	RPI	RPI	RPI						
DIV. I ONLY		20-22-0	.47619	162	10-5-0		282	260	260	.43269	257	26	26				
DIV. I NON-CONF.		12-15-0	.44444	178	4-2-0		286	268	261	.42692	258	25	25				
<hr/>																	
TOTALS		RPI 1-25		RPI 26-50		W-L RECORDS		RPI 51-100		RPI 101-150		RPI 150+					
20-22-0		0-0-0		0-0-0		OVERALL		0-4-0		0-1-0		20-17-0					
5-6-0		0-0-0		0-0-0		HOME		0-2-0		0-1-0		5-3-0					
10-11-0		0-0-0		0-0-0		AWAY		0-0-0		0-0-0		10-11-0					
5-5-0		0-0-0		0-0-0		NEUTRAL		0-2-0		0-0-0		5-3-0					
<hr/>																	
12-15-0		0-0-0		0-0-0		NON-CONFERENCE		0-4-0		0-1-0		12-10-0					
2-3-0		0-0-0		0-0-0		HOME		0-2-0		0-1-0		2-0-0					
5-7-0		0-0-0		0-0-		AWAY		0-0-0		0-0-0		5-7-0					
5-5-0		0-0-0		0-0-0		NEUTRAL		0-2-0		0-0-0		5-3-0					
<hr/>																	
8-7-0		0-0-0		0-0-0		CONFERENCE		0-0-0		0-0-0		8-7-0					
3-3-0		0-0-0		0-0-0		HOME		0-0-0		0-0-0		3-3-0					
5-4-0		0-0-0		0-0-0		AWAY		0-0-0		0-0-0		5-4-0					
0-0-0		0-0-0		0-0-0		NEUTRAL		0-0-0		0-0-0		0-0-0					
<hr/>																	
RPI	S	Opponent	Score	RPI	S	Opponent	Score	RPI	S	Opponent	Score	RPI	S	Opponent	Score		
						69 H	St. John's (NY)	4		6		119 H		Stony Brook	4		6
						77 H	Connecticut	8		13		190 A		Delaware	3		4
						83 N	Western Caro.	3		10		190 A		Delaware	1		4
						94 N	Bradley	6		7		190 A		Delaware	4		0
												190 A		Delaware	4		10
												205 A		Central Conn. St.	5		6
												208 A		Jacksonville	4		5
												208 A		Jacksonville	9		3
												210 N		Maine	8		4
												220 A		Fordham	3		5
												220 H		Fordham	9		0
												221 H		Canisius	4		0
												221 H		Canisius	7		3
												221 H		Canisius	2		5
												240 H		Rider	1		11
												240 H		Rider	3		5
												240 H		Rider	3		1
												242 N		Penn	3		7
												249 A		Sacred Heart	10		5
												250 A		Saint Peter's	1		2
												250 A		Saint Peter's	1		5
												250 A		Saint Peter's	6		5
												263 A		Iona	9		3
												263 A		Iona	2		5
												263 A		Iona	5		8
												267 N		Akron	4		8
												270 A		Niagara	4		2
<hr/>																	
LAST 15 GAMES																	
						221 H	Canisius	7		3		270 A		Niagara	3		1
						221 H	Canisius	4		0		77 H		Connecticut	8		13
						221 H	Canisius	2		5		274 A		Yale	8		4
						119 H	Stony Brook	4		6							
						249 A	Sacred Heart	10		5							

Non-Div. I Games:

Fairfield

270	A	Niagara	13	1
270	A	Niagara	4	2

RPI	S	Opponent	Score	
270	A	Niagara	13	1
270	A	Niagara	3	1
273	N	LIU Brooklyn	0	3
273	N	LIU Brooklyn	2	0
274	A	Yale	4	3
274	A	Yale	8	4
280	A	Hartford	1	9
285	H	Quinnipiac	6	3
292	N	Youngstown St.	10	4
292	N	Youngstown St.	11	1
295	N	Chicago St.	7	4

Average RPI Win: 260		WON-LOST RECORD		WINNING PCT. RANK		LAST 15 GAMES		STRENGTH OF SCHEDULE		OPP. STRENGTH OF SCHEDULE		TEAM RPI		ADJ RPI		CONF. RPI		ADJ CONF. RPI	
DIV. I ONLY		14-18-0		.4375 196		5-10-0		233		274		238		.42981 258		31		31	
DIV. I NON-CONF.		1-8-0		.11111 286		0-5-0		44		91		251		.41518 270		31		31	
TOTALS		RPI 1-25		RPI 26-50		W-L RECORDS		RPI 51-100		RPI 101-150		RPI 150+							
14-18-0		0-1-0		0-4-0		OVERALL		0-0-0		0-1-0		14-12-0							
5-4-0		0-0-0		0-0-0		HOME		0-0-0		0-0-0		5-4-0							
9-11-0		0-1-0		0-4-0		AWAY		0-0-0		0-1-0		9-5-0							
0-3-0		0-0-0		0-0-0		NEUTRAL		0-0-0		0-0-0		0-3-0							
1-8-0		0-1-0		0-4-0		NON-CONFERENCE		0-0-0		0-1-0		1-2-0							
0-1-0		0-0-0		0-0-0		HOME		0-0-0		0-0-0		0-1-0							
1-7-0		0-1-0		0-0-		AWAY		0-0-0		0-1-0		1-1-0							
0-0-0		0-0-0		0-0-0		NEUTRAL		0-0-0		0-0-0		0-0-0							
13-10-0		0-0-0		0-0-0		CONFERENCE		0-0-0		0-0-0		13-10-0							
5-3-0		0-0-0		0-0-0		HOME		0-0-0		0-0-0		5-3-0							
8-4-0		0-0-0		0-0-0		AWAY		0-0-0		0-0-0		8-4-0							
0-3-0		0-0-0		0-0-0		NEUTRAL		0-0-0		0-0-0		0-3-0							
RPI	S	Opponent		Score		RPI	S	Opponent		Score		RPI	S	Opponent		Score			
16	A	Texas A&M		1	10	34	A	Dallas Baptist		0	11	124	A	Lamar		0	9		
						34	A	Dallas Baptist		4	11	185	A	Southern U.		1	7		
						34	A	Dallas Baptist		0	7	185	A	Southern U.		6	1		
						45	A	Sam Houston St.		1	8	185	A	Southern U.		6	1		
												185	H	Southern U.		2	12		
												185	H	Southern U.		0	3		
												185	H	Southern U.		5	8		
												185	N	Southern U.		0	6		
												206	A	McNeese St.		8	7		
												239	A	Houston Baptist		5	10		
												239	H	Houston Baptist		9	12		
												251	A	Grambling		0	1		
												251	A	Grambling		10	4		
												251	A	Grambling		7	5		
												251	N	Grambling		3	5		
												279	A	Texas Southern		5	9		
												279	A	Texas Southern		9	8		
												279	A	Texas Southern		7	2		
												279	H	Texas Southern		11	1		
												279	H	Texas Southern		6	4		
												279	N	Texas Southern		1	7		
												289	A	Ark.-Pine Bluff		5	2		
												289	A	Ark.-Pine Bluff		2	5		
												289	A	Ark.-Pine Bluff		9	4		
												289	H	Ark.-Pine Bluff		3	2		
												289	H	Ark.-Pine Bluff		9	5		
												289	H	Ark.-Pine Bluff		9	6		
Non-Div. I Games:		Huston-Tillotson		7	6	Texas Col.		6	4	Texas Col.		4	1	Huston-Tillotson		6	5		
		Wiley		15	3	Texas Col.		5	4	Texas Col.		1	6	Huston-Tillotson		4	2		

Non-Div. I Games:

Huston-Tillotson

6	1	Wiley	2	3
185	H	Southern U.	5	8
185	H	Southern U.	0	3

Prairie View

P
r
a
i
r
i
e
V
i
e
w

P
r
a
i
r
i
e
V
i
e
w

Average RPI Win: 181		WON-LOST	WINNING	LAST 15	STRENGTH OF		OPP. STRENGTH	TEAM	ADJ	CONF.	ADJ CONF.
Average RPI Loss: 169		RECORD	PCT. RANK	GAMES	SCHEDULE		OF SCHEDULE	RPI	RPI	RPI	RPI
DIV. I ONLY		12-28-0	.3	272	4-11-0		215	231	263	.42856	259
DIV. I NON-CONF.		9-15-0	.375	217	1-1-0		226	167	231	.45136	227
TOTALS		RPI 1-25	RPI 26-50		W-L RECORDS		RPI 51-100		RPI 101-150		RPI 150+
12-28-0	0-0-0	1-2-0		OVERALL		1-3-0		0-6-0		10-17-0	
7-9-0	0-0-0	0-0-0		HOME		1-2-0		0-1-0		6-6-0	
4-17-0	0-0-0	1-2-0		AWAY		0-0-0		0-5-0		3-10-0	
1-2-0	0-0-0	0-0-0		NEUTRAL		0-1-0		0-0-0		1-1-0	
9-15-0	0-0-0	1-2-0		NON-CONFERENCE		1-3-0		0-2-0		7-8-0	
4-4-0	0-0-0	0-0-0		HOME		1-2-0		0-1-0		3-1-0	
4-9-0	0-0-0	1-0-		AWAY		0-0-0		0-1-0		3-6-0	
1-2-0	0-0-0	0-0-0		NEUTRAL		0-1-0		0-0-0		1-1-0	
3-13-0	0-0-0	0-0-0		CONFERENCE		0-0-0		0-4-0		3-9-0	
3-5-0	0-0-0	0-0-0		HOME		0-0-0		0-0-0		3-5-0	
0-8-0	0-0-0	0-0-0		AWAY		0-0-0		0-4-0		0-4-0	
0-0-0	0-0-0	0-0-0		NEUTRAL		0-0-0		0-0-0		0-0-0	
RPI S	Opponent	Score		RPI S	Opponent	Score		RPI S	Opponent	Score	
46 A	Georgia	1	4	61 N	Indiana St.	0	1	126 A	Oral Roberts	0	2
46 A	Georgia	7	4	94 H	Bradley	9	15	126 A	Oral Roberts	3	9
46 A	Georgia	2	3	94 H	Bradley	4	7	126 A	Oral Roberts	0	10
				94 H	Bradley	2	1	126 A	Oral Roberts	6	16
								150 A	Saint Louis	2	6
								150 H	Saint Louis	4	7
								154 H	Xavier	8	2
								154 H	Xavier	6	4
								154 H	Xavier	5	11
								162 H	North Dakota St.	1	8
								162 H	North Dakota St.	7	3
								162 H	North Dakota St.	3	2
								162 H	North Dakota St.	4	10
								170 A	Georgia St.	4	9
								170 A	Georgia St.	9	11
								170 A	Georgia St.	0	7
								170 A	Georgia St.	7	5
								179 H	Eastern Ill.	11	1
								183 A	Western Ky.	11	1
								183 A	Western Ky.	2	7
								183 A	Western Ky.	4	9
								215 A	Iowa	7	8
								234 A	Oakland	1	8
								234 A	Oakland	4	6
								234 A	Oakland	10	11
								234 A	Oakland	2	3
								260 N	Air Force	3	7

Non-Div. I Games: Culver-Stockton 9 0 St. Ambrose 4 4

Western Ill.

Western Ill.

126	A	Oral Roberts	6	16
126	A	Oral Roberts	0	2

Through Games Of Sunday, April 29

RPI	S	Opponent	Score	
278	H	Southern Utah	5	9
278	H	Southern Utah	1	4
278	H	Southern Utah	4	5
278	H	Southern Utah	4	2
294	N	Md.-East. Shore	9	3
296	A	Alabama A&M	11	2

Western Ill.

W
e
s
t
e
r
n
I
l
l
.

W
e
s
t
e
r
n
I
l
l
.

[illegible]

Non-Div. I Games:	Regis (CO)	8	1
-------------------	------------	---	---

Air Force

212 A UNLV	4	5
212 A UNLV	6	7

A
i
r
F
o
r
c
e

A
i
r
F
o
r
c
e

Average RPI Win: 223		WON-LOST RECORD	WINNING PCT. RANK	LAST 15 GAMES	STRENGTH OF SCHEDULE	OPP. STRENGTH OF SCHEDULE	TEAM RPI	ADJ RPI	CONF. RPI	ADJ CONF. RPI				
Average RPI Loss: 144														
DIV. I ONLY		14-30-0	.31818 261	3-12-0	214	191	259	.42762 261	15	16				
DIV. I NON-CONF.		8-15-0	.34783 236	1-3-0	276	244	274	.40845 278	17	17				
TOTALS		RPI 1-25	RPI 26-50		W-L RECORDS		RPI 51-100		RPI 101-150		RPI 150+			
14-30-0		0-4-0	0-3-0		OVERALL		0-1-0		2-4-0		12-18-0			
13-10-0		0-0-0	0-0-0		HOME		0-0-0		2-1-0		11-9-0			
1-19-0		0-4-0	0-3-0		AWAY		0-1-0		0-3-0		1-8-0			
0-1-0		0-0-0	0-0-0		NEUTRAL		0-0-0		0-0-0		0-1-0			
8-15-0		0-4-0	0-0-0		NON-CONFERENCE		0-1-0		0-0-0		8-10-0			
7-7-0		0-0-0	0-0-0		HOME		0-0-0		0-0-0		7-7-0			
1-7-0		0-4-0	0-0-		AWAY		0-1-0		0-0-0		1-2-0			
0-1-0		0-0-0	0-0-0		NEUTRAL		0-0-0		0-0-0		0-1-0			
6-15-0		0-0-0	0-3-0		CONFERENCE		0-0-0		2-4-0		4-8-0			
6-3-0		0-0-0	0-0-0		HOME		0-0-0		2-1-0		4-2-0			
0-12-0		0-0-0	0-3-0		AWAY		0-0-0		0-3-0		0-6-0			
0-0-0		0-0-0	0-0-0		NEUTRAL		0-0-0		0-0-0		0-0-0			
RPI	S	Opponent	Score		RPI	S	Opponent	Score		RPI	S	Opponent	Score	
9	A	South Carolina	1	2	36	A	Coastal Caro.	2	3	92	A	VCU	1	18
9	A	South Carolina	2	3	36	A	Coastal Caro.	2	3	104	H	Campbell	4	6
9	A	South Carolina	1	13	36	A	Coastal Caro.	0	3	104	H	Campbell	3	2
19	A	Virginia	3	12						104	H	Campbell	8	7
										108	A	High Point	2	5
										108	A	High Point	3	12
										108	A	High Point	0	2
										158	A	William & Mary	2	10
										158	H	William & Mary	2	6
										166	A	Gardner-Webb	4	6
										166	A	Gardner-Webb	4	5
										166	A	Gardner-Webb	3	4
										171	A	UNC Asheville	4	5
										171	A	UNC Asheville	5	9
										171	A	UNC Asheville	4	6
										187	H	Presbyterian	5	4
										187	H	Presbyterian	10	7
										187	H	Presbyterian	10	5
										193	H	Winthrop	4	7
										193	H	Winthrop	5	6
										193	H	Winthrop	10	4
										207	H	Richmond	4	3
										209	A	Old Dominion	12	13
										209	H	Old Dominion	0	2
										209	N	Old Dominion	3	8
										223	H	James Madison	4	5
										262	A	Longwood	6	2
										262	H	Longwood	6	8
				LAST 15 GAMES										
					166	A	Gardner-Webb	4	6	104	H	Campbell	4	6
					166	A	Gardner-Webb	4	5	36	A	Coastal Caro.	2	3
					166	A	Gardner-Webb	3	4	36	A	Coastal Caro.	0	3
					223	H	James Madison	4	5					
					262	A	Longwood	6	2					

Non-Div. I Games:

VMI

104	H	Campbell	8	7
104	H	Campbell	3	2

RPI	S	Opponent	Score	
264	H	Lafayette	4	5
264	H	Lafayette	8	0
264	H	Lafayette	5	12
280	H	Hartford	6	4
280	H	Hartford	9	7
280	H	Hartford	6	5
292	H	Youngstown St.	2	10
292	H	Youngstown St.	11	3
292	H	Youngstown St.	9	4

V
M
I

V
M
I

Average RPI Win:	263	WON-LOST RECORD	WINNING PCT. RANK	LAST 15 GAMES	STRENGTH OF SCHEDULE	OPP. STRENGTH OF SCHEDULE	TEAM RPI	ADJ RPI	CONF. RPI	ADJ CONF. RPI				
DIV. I ONLY	199	22-18-0	.55 113	10-5-0	290	288	250	.42722	262	19	19			
DIV. I NON-CONF.		22-18-0	.55 114	10-5-0	291	295	244	.42722	256	20	20			
<hr/>														
TOTALS	RPI 1-25	RPI 26-50		W-L RECORDS		RPI 51-100		RPI 101-150		RPI 150+				
22-18-0	0-0-0	0-0-0		OVERALL		0-1-0		2-6-0		20-11-0				
15-13-0	0-0-0	0-0-0		HOME		0-1-0		1-3-0		14-9-0				
7-5-0	0-0-0	0-0-0		AWAY		0-0-0		1-3-0		6-2-0				
0-0-0	0-0-0	0-0-0		NEUTRAL		0-0-0		0-0-0		0-0-0				
<hr/>														
22-18-0	0-0-0	0-0-0		NON-CONFERENCE		0-1-0		2-6-0		20-11-0				
15-13-0	0-0-0	0-0-0		HOME		0-1-0		1-3-0		14-9-0				
7-5-0	0-0-0	0-0-		AWAY		0-0-0		1-3-0		6-2-0				
0-0-0	0-0-0	0-0-0		NEUTRAL		0-0-0		0-0-0		0-0-0				
<hr/>														
0-0-0	0-0-0	0-0-0		CONFERENCE		0-0-0		0-0-0		0-0-0				
0-0-0	0-0-0	0-0-0		HOME		0-0-0		0-0-0		0-0-0				
0-0-0	0-0-0	0-0-0		AWAY		0-0-0		0-0-0		0-0-0				
0-0-0	0-0-0	0-0-0		NEUTRAL		0-0-0		0-0-0		0-0-0				
<hr/>														
RPI S	Opponent	Score	RPI S	Opponent	Score	RPI S	Opponent	Score	RPI S	Opponent	Score			
						92 H	VCU	0 9	103 A	George Mason	8 6			
						103 H	George Mason	9 7						
						104 A	Campbell	2 5						
						104 A	Campbell	5 9						
						104 A	Campbell	6 15						
						143 H	Cornell	3 4						
						143 H	Cornell	1 5						
						143 H	Cornell	1 3						
						158 H	William & Mary	0 6						
						216 H	George Washington	2 5						
						223 A	James Madison	7 13						
						256 H	Temple	1 11						
						256 H	Temple	3 2						
						256 H	Temple	7 6						
						261 A	VMI	8 6						
						261 H	VMI	2 6						
						263 H	Iona	6 5						
						263 H	Iona	4 10						
						263 H	Iona	8 2						
						270 H	Niagara	1 15						
						270 H	Niagara	9 10						
						LAST 15 GAMES						270 H	Niagara	5 6
						294 H	Md.-East. Shore	7 1	282 A	N.C. Central	23 8	270 H	Niagara	13 9
						261 H	VMI	2 6	282 A	N.C. Central	5 3	276 H	N.C. A&T	4 3
						276 H	N.C. A&T	4 3	282 A	N.C. Central	6 10	276 H	N.C. A&T	4 3
276 H	N.C. A&T	4 3				282 A	N.C. Central	5 3						
103 A	George Mason	8 6				282 A	N.C. Central	23 8						

92	H	VCU	0	9
261	A	VMI	8	6

RPI	S	Opponent	Score	
282	A	N.C. Central	6	10
282	H	N.C. Central	2	4
282	H	N.C. Central	13	3
283	H	Norfolk St.	4	3
283	H	Norfolk St.	2	1
284	H	UMBC	5	2
284	H	UMBC	15	4
284	H	UMBC	3	1
294	H	Md.-East. Shore	7	1
297	A	Coppin St.	13	1
297	A	Coppin St.	6	5
297	A	Coppin St.	11	0

[illegible]

Non-Div. I Games:

Iona

254	A	Wagner	11	7
254	A	Wagner	0	1

RPI	S	Opponent	Score	
262	A	Longwood	5	6
262	A	Longwood	10	4
262	A	Longwood	2	8
270	H	Niagara	18	5
270	H	Niagara	3	4
270	H	Niagara	8	17
271	A	Lehigh	10	7
271	A	Lehigh	7	3
271	A	Lehigh	7	13
271	A	Lehigh	6	4
280	A	Hartford	2	0
293	A	NYIT	16	14

I
o
n
a

I
o
n
a

Iona

Average RPI Win:	224	WON-LOST RECORD	WINNING PCT. RANK	LAST 15 GAMES		STRENGTH OF SCHEDULE	OPP. STRENGTH OF SCHEDULE	TEAM RPI	ADJ RPI	CONF. RPI	ADJ CONF. RPI
DIV. I ONLY		14-32-1	.30851 267	4-11-0		201	262	262	.4244 264	24	24
DIV. I NON-CONF.		7-19-1	.27778 261	1-2-0		237	260	277	.40978 277	27	27
TOTALS	RPI 1-25		RPI 26-50	W-L RECORDS		RPI 51-100		RPI 101-150		RPI 150+	
14-32-1	0-0-0		0-0-0	OVERALL		1-4-0		2-6-0		11-22-1	
5-9-0	0-0-0		0-0-0	HOME		0-0-0		0-0-0		5-9-0	
9-21-1	0-0-0		0-0-0	AWAY		1-4-0		2-6-0		6-11-1	
0-2-0	0-0-0		0-0-0	NEUTRAL		0-0-0		0-0-0		0-2-0	
7-19-1	0-0-0		0-0-0	NON-CONFERENCE		1-4-0		0-0-0		6-15-1	
2-4-0	0-0-0		0-0-0	HOME		0-0-0		0-0-0		2-4-0	
5-13-1	0-0-0		0-0-	AWAY		1-4-0		0-0-0		4-9-1	
0-2-0	0-0-0		0-0-0	NEUTRAL		0-0-0		0-0-0		0-2-0	
7-13-0	0-0-0		0-0-0	CONFERENCE		0-0-0		2-6-0		5-7-0	
3-5-0	0-0-0		0-0-0	HOME		0-0-0		0-0-0		3-5-0	
4-8-0	0-0-0		0-0-0	AWAY		0-0-0		2-6-0		2-2-0	
0-0-0	0-0-0		0-0-0	NEUTRAL		0-0-0		0-0-0		0-0-0	
RPI S Opponent Score		RPI S Opponent Score		RPI S Opponent Score		RPI S Opponent Score		RPI S Opponent Score			
						79 A Rutgers 3 8		129 A Army 0 6			
						82 A South Fla. 3 9		129 A Army 2 4			
						82 A South Fla. 0 5		129 A Army 0 1			
						82 A South Fla. 7 6		129 A Army 0 8			
						95 A Seton Hall 3 4		140 A Holy Cross 0 4			
								140 A Holy Cross 12 6			
								140 A Holy Cross 12 6			
								140 A Holy Cross 0 8			
								156 A Villanova 1 2			
								156 H Villanova 3 5			
								162 N North Dakota St. 0 4			
								167 A Monmouth 2 7			
								214 A Fairleigh Dickinson 2 6			
								214 A Fairleigh Dickinson 3 3			
								214 H Fairleigh Dickinson 7 6			
								223 A James Madison 5 7			
								223 A James Madison 9 10			
								223 A James Madison 0 9			
								237 A La Salle 1 11			
								237 H La Salle 2 11			
								240 H Rider 6 3			
								242 A Penn 3 2			
								242 A Penn 8 9			
								242 H Penn 0 2			
								247 H Bucknell 5 4			
								247 H Bucknell 4 10			
								247 H Bucknell 6 2			
								252 H Navy 3 21			
								252 H Navy 3 13			
								79 A Rutgers 3 8			
								247 H Bucknell 5 4			
								247 H Bucknell 4 10			
								247 H Bucknell 6 2			
								273 A LIU Brooklyn 8 6			

Non-Div. I Games:

Lafayette

Lafayette

252 H Navy	1	4
252 H Navy	2	10

Through Games Of Sunday, April 29

RPI	S	Opponent	Score	
247	H	Bucknell	3	2
252	H	Navy	3	13
252	H	Navy	3	21
252	H	Navy	1	4
252	H	Navy	2	10
254	H	Wagner	9	13
261	A	VMI	5	4
261	A	VMI	0	8
261	A	VMI	12	5
271	A	Lehigh	8	6
271	A	Lehigh	2	10
271	A	Lehigh	1	3
271	A	Lehigh	8	1
273	A	LIU Brooklyn	8	6
274	N	Yale	3	9

Lafayette

L
a
f
a
y
e
t
t
e

L
a
f
a
y
e
t
t
e

Average RPI Win: 278		WON-LOST	WINNING	LAST 15	STRENGTH OF		OPP. STRENGTH	TEAM	ADJ	CONF.	ADJ CONF.
Average RPI Loss: 129		RECORD	PCT. RANK	GAMES	SCHEDULE		OF SCHEDULE	RPI	RPI	RPI	RPI
DIV. I ONLY		15-30-0	.33333	260	234		259	267	.42429	265	31
DIV. I NON-CONF.		1-21-0	.04545	295	54		42	273	.4164	268	31
TOTALS		RPI 1-25	RPI 26-50		W-L RECORDS		RPI 51-100		RPI 101-150		RPI 150+
15-30-0	0-2-0	0-5-0		OVERALL		0-8-0		0-4-0		15-11-0	
7-4-0	0-0-0	0-0-0		HOME		0-0-0		0-1-0		7-3-0	
7-25-0	0-2-0	0-5-0		AWAY		0-8-0		0-3-0		7-7-0	
1-1-0	0-0-0	0-0-0		NEUTRAL		0-0-0		0-0-0		1-1-0	
1-21-0	0-2-0	0-5-0		NON-CONFERENCE		0-8-0		0-4-0		1-2-0	
0-1-0	0-0-0	0-0-0		HOME		0-0-0		0-1-0		0-0-0	
0-19-0	0-2-0	0-0-0		AWAY		0-8-0		0-3-0		0-1-0	
1-1-0	0-0-0	0-0-0		NEUTRAL		0-0-0		0-0-0		1-1-0	
14-9-0	0-0-0	0-0-0		CONFERENCE		0-0-0		0-0-0		14-9-0	
7-3-0	0-0-0	0-0-0		HOME		0-0-0		0-0-0		7-3-0	
7-6-0	0-0-0	0-0-0		AWAY		0-0-0		0-0-0		7-6-0	
0-0-0	0-0-0	0-0-0		NEUTRAL		0-0-0		0-0-0		0-0-0	
RPI S	Opponent	Score	RPI S	Opponent	Score	RPI S	Opponent	Score	RPI S	Opponent	Score
7 A	LSU	2 7	31 A	Mississippi St.	2 6	54 A	Southeastern La.	1 12	126 A	Oral Roberts	5 11
7 A	LSU	0 19	46 A	Auburn	1 7	54 A	Southeastern La.	3 12	126 A	Oral Roberts	1 12
			46 A	Georgia	6 23	55 A	Wichita St.	4 12	126 A	Oral Roberts	1 11
			46 A	Auburn	0 22	59 A	Tulane	1 14	146 H	Nicholls St.	2 9
			46 A	Georgia	5 8	59 A	Tulane	3 10	151 A	La.-Lafayette	4 6
						98 A	Southern Miss.	1 13	211 A	Jackson St.	2 7
						98 A	Southern Miss.	3 17	211 A	Jackson St.	6 8
						98 A	Southern Miss.	7 9	211 A	Jackson St.	3 7
									211 H	Jackson St.	2 6
									211 H	Jackson St.	5 11
									211 H	Jackson St.	5 4
									251 A	Grambling	9 4
									251 H	Grambling	9 7
									253 A	Alabama St.	7 11
									253 A	Alabama St.	7 4
									253 A	Alabama St.	2 3
									260 N	Air Force	7 5
									260 N	Air Force	1 6
									291 A	Mississippi Val.	12 7
									291 A	Mississippi Val.	5 4
									291 A	Mississippi Val.	4 9
									291 H	Mississippi Val.	6 5
									291 H	Mississippi Val.	9 10
									291 H	Mississippi Val.	9 6
									296 A	Alabama A&M	9 0
									296 A	Alabama A&M	7 6
									296 A	Alabama A&M	8 2
LAST 15 GAMES			LAST 15 GAMES			LAST 15 GAMES			LAST 15 GAMES		
			296 A	Alabama A&M	7 6				251 H	Grambling	9 7
			296 A	Alabama A&M	8 2				291 A	Mississippi Val.	12 7
			296 A	Alabama A&M	9 0				291 A	Mississippi Val.	5 4
			251 A	Grambling	9 4						
			211 H	Jackson St.	5 11						

Non-Div. I Games:

Alcorn St.

Alcorn St.

211 H Jackson St.	5	4
211 H Jackson St.	2	6

Through Games Of Sunday, April 29

RPI	S	Opponent	Score	
296	H	Alabama A&M	9	7
296	H	Alabama A&M	14	1
296	H	Alabama A&M	6	3

Alcorn St.

A
l
c
o
r
n
S
t
.

A
l
c
o
r
n
S
t
.

Average RPI Win:		204	WON-LOST RECORD		WINNING PCT. RANK		LAST 15 GAMES		STRENGTH OF SCHEDULE		OPP. STRENGTH OF SCHEDULE		TEAM RPI		ADJ RPI		CONF. RPI		ADJ CONF. RPI				
DIV. I ONLY			10-31-0		.2439	283	3-12-0		181		183		264		.42186	266	20		20				
DIV. I NON-CONF.			5-18-0		.21739	277	0-3-0		93		184		238		.43951	241	19		19				
TOTALS		RPI 1-25		RPI 26-50		W-L RECORDS		RPI 51-100		RPI 101-150		RPI 150+											
10-31-0		0-1-0		0-1-0		OVERALL		0-7-0		2-5-0		8-17-0											
8-10-0		0-0-0		0-0-0		HOME		0-0-0		2-1-0		6-9-0											
1-20-0		0-1-0		0-1-0		AWAY		0-7-0		0-3-0		1-8-0											
1-1-0		0-0-0		0-0-0		NEUTRAL		0-0-0		0-1-0		1-0-0											
5-18-0		0-1-0		0-1-0		NON-CONFERENCE		0-7-0		2-5-0		3-4-0											
4-5-0		0-0-0		0-0-0		HOME		0-0-0		2-1-0		2-4-0											
0-12-0		0-1-0		0-0-		AWAY		0-7-0		0-3-0		0-0-0											
1-1-0		0-0-0		0-0-0		NEUTRAL		0-0-0		0-1-0		1-0-0											
5-13-0		0-0-0		0-0-0		CONFERENCE		0-0-0		0-0-0		5-13-0											
4-5-0		0-0-0		0-0-0		HOME		0-0-0		0-0-0		4-5-0											
1-8-0		0-0-0		0-0-0		AWAY		0-0-0		0-0-0		1-8-0											
0-0-0		0-0-0		0-0-0		NEUTRAL		0-0-0		0-0-0		0-0-0											
RPI	S	Opponent		Score		RPI	S	Opponent		Score		RPI	S	Opponent		Score		RPI	S	Opponent		Score	
22	A	Ole Miss		4	20	44	A	Vanderbilt		2	16	60	A	Belmont		3	6	109	A	Lipscomb		4	15
												61	A	Indiana St.		3	5	109	H	Lipscomb		4	3
												61	A	Indiana St.		4	15	111	A	Southern Ill.		3	10
												61	A	Indiana St.		5	7	111	H	Southern Ill.		9	4
												90	A	Ga. Southern		5	7	118	A	Evansville		5	6
												90	A	Ga. Southern		2	11	118	H	Evansville		5	9
												90	A	Ga. Southern		1	10	150	N	Saint Louis		2	3
																		152	A	Austin Peay		0	4
																		152	A	Austin Peay		8	12
																		152	A	Austin Peay		2	10
																		165	A	SIU Edwardsville		2	3
																		165	A	SIU Edwardsville		2	10
																		165	A	SIU Edwardsville		5	12
																		176	A	Murray St.		2	4
																		176	A	Murray St.		0	7
																		176	A	Murray St.		4	3
																		192	H	Jacksonville St.		7	4
																		192	H	Jacksonville St.		8	14
																		192	H	Jacksonville St.		10	13
																		199	H	UALR		11	12
																		199	H	UALR		4	12
																		199	H	UALR		3	11
																		227	H	Tennessee Tech		6	5
																		227	H	Tennessee Tech		1	11
																		227	H	Tennessee Tech		13	6
																		232	H	Southeast Mo. St.		1	13
																		232	H	Southeast Mo. St.		2	14
Non-Div. I Games:				Union (TN)		4	9	Christian Bros.				10	1	UT Martin									

165	A	SIU Edwardsville	2	10
165	A	SIU Edwardsville	2	3

RPI	S	Opponent	Score	
232	H	Southeast Mo. St.	5	4
255	H	Butler	5	0
255	H	Butler	5	4
255	H	Butler	5	13
260	N	Air Force	6	2

UT Martin

U
T
M
a
r
t
i
n

U
T
M
a
r
t
i
n

Average RPI Win: 233		WON-LOST RECORD		WINNING PCT. RANK		LAST 15 GAMES		STRENGTH OF SCHEDULE		OPP. STRENGTH OF SCHEDULE		TEAM RPI		ADJ RPI		CONF. RPI		ADJ CONF. RPI	
DIV. I ONLY		17-27-0		.38636 231		5-10-0		279		190		269		.42182 267		23		23	
DIV. I NON-CONF.		7-19-0		.26923 263		0-5-0		238		222		275		.41504 272		23		23	
TOTALS		RPI 1-25		RPI 26-50		W-L RECORDS		RPI 51-100		RPI 101-150		RPI 150+							
17-27-0		0-2-0		0-1-0		OVERALL		0-5-0		0-0-0		17-19-0							
7-6-0		0-0-0		0-0-0		HOME		0-0-0		0-0-0		7-6-0							
5-16-0		0-0-0		0-1-0		AWAY		0-4-0		0-0-0		5-11-0							
5-5-0		0-2-0		0-0-0		NEUTRAL		0-1-0		0-0-0		5-2-0							
7-19-0		0-2-0		0-1-0		NON-CONFERENCE		0-5-0		0-0-0		7-11-0							
1-3-0		0-0-0		0-0-0		HOME		0-0-0		0-0-0		1-3-0							
1-11-0		0-0-0		0-0-		AWAY		0-4-0		0-0-0		1-6-0							
5-5-0		0-2-0		0-0-0		NEUTRAL		0-1-0		0-0-0		5-2-0							
10-8-0		0-0-0		0-0-0		CONFERENCE		0-0-0		0-0-0		10-8-0							
6-3-0		0-0-0		0-0-0		HOME		0-0-0		0-0-0		6-3-0							
4-5-0		0-0-0		0-0-0		AWAY		0-0-0		0-0-0		4-5-0							
0-0-0		0-0-0		0-0-0		NEUTRAL		0-0-0		0-0-0		0-0-0							
RPI S	Opponent	Score		RPI S	Opponent	Score		RPI S	Opponent	Score		RPI S	Opponent	Score					
24 N	Appalachian St.	3	8	43 A	Elon	1	7	53 A	Southern California	1	12	152 A	Austin Peay	4	14				
24 N	Appalachian St.	1	4					53 A	Southern California	2	10	154 N	Xavier	4	0				
								53 A	Southern California	5	9	162 N	North Dakota St.	3	4				
								63 A	Ohio St.	2	7	180 A	West Virginia	7	12				
								95 N	Seton Hall	2	3	180 A	West Virginia	8	2				
												180 H	West Virginia	6	17				
												198 H	Central Mich.	1	7				
												198 H	Central Mich.	9	10				
												198 H	Central Mich.	7	0				
												203 A	Western Mich.	6	10				
												203 A	Western Mich.	3	1				
												203 A	Western Mich.	6	1				
												204 A	Pittsburgh	2	3				
												204 H	Pittsburgh	5	9				
												204 N	Pittsburgh	12	4				
												208 A	Jacksonville	2	5				
												208 A	Jacksonville	1	5				
												215 N	Iowa	3	17				
												221 H	Canisius	6	10				
												233 H	Bowling Green	3	0				
												233 H	Bowling Green	4	3				
												233 H	Bowling Green	2	1				
												236 A	Northern Ill.	2	8				
												236 A	Northern Ill.	8	1				
												236 A	Northern Ill.	5	10				
												244 H	Ball St.	6	3				
												244 H	Ball St.	4	0				

203	A	Western Mich.	6	10
203	A	Western Mich.	3	1

RPI	S	Opponent	Score	
244	H	Ball St.	1	2
257	N	Fairfield	8	4
268	A	Buffalo	2	3
268	A	Buffalo	6	7
268	A	Buffalo	5	4
292	A	Youngstown St.	4	8
292	H	Youngstown St.	5	2
292	N	Youngstown St.	7	6
295	N	Chicago St.	14	5

Buffalo

Buffalo

235	A	Ohio	4	6
221	H	Canisius	4	14

RPI	S	Opponent	Score	
243	A	St. Bonaventure	4	8
267	H	Akron	7	6
267	H	Akron	4	5
267	H	Akron	3	2
270	H	Niagara	5	12
270	H	Niagara	6	9
273	N	LIU Brooklyn	27	13
284	A	UMBC	16	8
297	A	Coppin St.	8	1

B
u
f
f
a
l
o

B
u
f
f
a
l
o

Average RPI Win:	201	WON-LOST RECORD	WINNING PCT. RANK	LAST 15 GAMES	STRENGTH OF SCHEDULE	OPP. STRENGTH OF SCHEDULE	TEAM RPI	ADJ RPI	CONF. RPI	ADJ CONF. RPI			
DIV. I ONLY	12-32-0	.27273	279	3-11-0	202	258	272	.42062	269	19	19		
DIV. I NON-CONF.	11-30-0	.26829	264	3-11-0	209	279	270	.41973	264	20	20		
<hr/>													
TOTALS	RPI 1-25	RPI 26-50		W-L RECORDS		RPI 51-100		RPI 101-150		RPI 150+			
12-32-0	0-0-0	0-0-0		OVERALL		2-7-0		0-4-0		10-21-0			
1-4-0	0-0-0	0-0-0		HOME		0-0-0		0-1-0		1-3-0			
7-25-0	0-0-0	0-0-0		AWAY		1-7-0		0-2-0		6-16-0			
4-3-0	0-0-0	0-0-0		NEUTRAL		1-0-0		0-1-0		3-2-0			
11-30-0	0-0-0	0-0-0		NON-CONFERENCE		2-7-0		0-4-0		9-19-0			
1-4-0	0-0-0	0-0-0		HOME		0-0-0		0-1-0		1-3-0			
6-23-0	0-0-0	0-0-		AWAY		1-7-0		0-2-0		5-14-0			
4-3-0	0-0-0	0-0-0		NEUTRAL		1-0-0		0-1-0		3-2-0			
1-2-0	0-0-0	0-0-0		CONFERENCE		0-0-0		0-0-0		1-2-0			
0-0-0	0-0-0	0-0-0		HOME		0-0-0		0-0-0		0-0-0			
1-2-0	0-0-0	0-0-0		AWAY		0-0-0		0-0-0		1-2-0			
0-0-0	0-0-0	0-0-0		NEUTRAL		0-0-0		0-0-0		0-0-0			
RPI	S	Opponent	Score	RPI	S	Opponent	Score	RPI	S	Opponent	Score		
						61 A	Indiana St.	7	4	127 H	BYU	9	19
						61 A	Indiana St.	2	3	129 N	Army	3	8
						61 A	Indiana St.	1	2	130 A	Minnesota	4	8
						73 A	Washington St.	4	13	130 A	Minnesota	0	1
						73 A	Washington St.	6	12	162 H	North Dakota St.	1	8
						73 A	Washington St.	1	7	162 H	North Dakota St.	4	7
						73 A	Washington St.	3	5	162 H	North Dakota St.	9	1
						87 A	Missouri	4	14	162 H	North Dakota St.	0	7
						94 N	Bradley	4	3	174 A	Seattle	2	3
										174 A	Seattle	3	2
										174 A	Seattle	3	8
										189 A	A&M-Corpus Christi	2	7
										189 A	A&M-Corpus Christi	2	3
										189 A	A&M-Corpus Christi	0	3
										189 A	A&M-Corpus Christi	2	1
										192 N	Jacksonville St.	2	5
										212 A	UNLV	8	6
										212 A	UNLV	2	11
										212 A	UNLV	1	20
										212 A	UNLV	7	10
										213 A	Creighton	3	2
										215 A	Iowa	3	1
										234 A	Oakland	3	4
										234 A	Oakland	1	4
										234 A	Oakland	4	5
										241 N	Northwestern	1	3
										247 N	Bucknell	13	1
				LAST 15 GAMES									
						61 A	Indiana St.	7	4	130 A	Minnesota	4	8
						61 A	Indiana St.	2	3	212 A	UNLV	1	20
						61 A	Indiana St.	1	2	212 A	UNLV	2	11
						234 A	Oakland	4	5				
						234 A	Oakland	3	4				

Non-Div. I Games:

Neb. Omaha

234	A	Oakland	1	4
130	A	Minnesota	0	1

RPI	S	Opponent	Score	
273	N	LIU Brooklyn	3	2
277	A	Northern Colo.	12	13
277	A	Northern Colo.	8	1
277	A	Northern Colo.	5	9
288	A	IPFW	0	4
288	A	IPFW	7	13
288	A	IPFW	3	6
295	N	Chicago St.	8	4

Average RPI Win: 234		WON-LOST RECORD	WINNING PCT. RANK		LAST 15 GAMES	STRENGTH OF SCHEDULE	OPP. STRENGTH OF SCHEDULE	TEAM RPI	ADJ RPI		CONF. RPI	ADJ CONF. RPI
Average RPI Loss: 223												
DIV. I ONLY		15-25-0	.375	241	5-10-0	264	276	270	.42012	270	26	26
DIV. I NON-CONF.		10-13-0	.43478	184	3-2-0	233	293	234	.44734	232	25	25
<hr/>												
TOTALS		RPI 1-25		RPI 26-50		W-L RECORDS		RPI 51-100		RPI 101-150		RPI 150+
15-25-0		0-0-0		0-0-0		OVERALL		0-0-0		0-1-0		15-24-0
3-4-0		0-0-0		0-0-0		HOME		0-0-0		0-0-0		3-4-0
12-20-0		0-0-0		0-0-0		AWAY		0-0-0		0-1-0		12-19-0
0-1-0		0-0-0		0-0-0		NEUTRAL		0-0-0		0-0-0		0-1-0
10-13-0		0-0-0		0-0-0		NON-CONFERENCE		0-0-0		0-1-0		10-12-0
1-1-0		0-0-0		0-0-0		HOME		0-0-0		0-0-0		1-1-0
9-11-0		0-0-0		0-0-		AWAY		0-0-0		0-1-0		9-10-0
0-1-0		0-0-0		0-0-0		NEUTRAL		0-0-0		0-0-0		0-1-0
5-12-0		0-0-0		0-0-0		CONFERENCE		0-0-0		0-0-0		5-12-0
2-3-0		0-0-0		0-0-0		HOME		0-0-0		0-0-0		2-3-0
3-9-0		0-0-0		0-0-0		AWAY		0-0-0		0-0-0		3-9-0
0-0-0		0-0-0		0-0-0		NEUTRAL		0-0-0		0-0-0		0-0-0
RPI	S	Opponent	Score	RPI	S	Opponent	Score	RPI	S	Opponent	Score	
										132 A Kent St.	4	8
										168 A Davidson	9	4
										180 A West Virginia	5	6
										180 A West Virginia	5	4
										186 H Marist	9	6
										186 H Marist	3	2
										194 A Manhattan	4	8
										194 A Manhattan	5	6
										194 A Manhattan	2	4
										202 A Eastern Mich.	5	12
										202 A Eastern Mich.	1	15
										202 A Eastern Mich.	10	19
										207 A Richmond	11	10
										207 A Richmond	1	10
										207 A Richmond	4	6
										222 A Siena	5	6
										222 A Siena	10	11
										222 A Siena	4	7
										240 A Rider	4	3
										240 A Rider	2	3
										240 A Rider	4	9
										243 A St. Bonaventure	6	8
										243 H St. Bonaventure	2	8
										243 H St. Bonaventure	5	2
										247 A Bucknell	3	4
										247 A Bucknell	10	11
										247 A Bucknell	17	4
				LAST 15 GAMES								
				222 A Siena	10	11	268 A Buffalo	12	5	243 A St. Bonaventure	6	8
				222 A Siena	5	6	268 A Buffalo	9	6	243 H St. Bonaventure	5	2
				222 A Siena	4	7	263 A Iona	17	8	247 A Bucknell	3	4
				132 A Kent St.	4	8				247 A Bucknell	10	11
				257 H Fairfield	1	13				247 A Bucknell	17	4

Non-Div. I Games:

Niagara

257 H Fairfield	2	4
257 H Fairfield	1	3

RPI	S	Opponent	Score	
247	N	Bucknell	4	8
257	H	Fairfield	1	3
257	H	Fairfield	2	4
257	H	Fairfield	1	13
262	A	Longwood	10	9
262	A	Longwood	6	5
262	A	Longwood	9	13
262	A	Longwood	15	1
263	A	Iona	17	8
263	A	Iona	4	3
263	A	Iona	5	18
268	A	Buffalo	9	6
268	A	Buffalo	12	5

Niagara

N
i
a
g
a
r
a

N
i
a
g
a
r
a

Average RPI Win: 244		WON-LOST	WINNING	LAST 15	STRENGTH OF		OPP. STRENGTH	TEAM	ADJ		CONF.	ADJ CONF.	
Average RPI Loss: 185		RECORD	PCT. RANK	GAMES	SCHEDULE		OF SCHEDULE	RPI	RPI		RPI	RPI	
DIV. I ONLY		17-31-1	.35714	252	7-8-0		248	269	268	.41879	271	24	24
DIV. I NON-CONF.		11-17-1	.39655	210	3-0-0		281	276	269	.41491	273	27	27
TOTALS		RPI 1-25	RPI 26-50		W-L RECORDS		RPI 51-100		RPI 101-150		RPI 150+		
17-31-1	0-0-0	0-0-0		OVERALL		0-3-0		1-8-0		16-20-1			
7-12-0	0-0-0	0-0-0		HOME		0-0-0		1-3-0		6-9-0			
9-16-1	0-0-0	0-0-0		AWAY		0-3-0		0-5-0		9-8-1			
1-3-0	0-0-0	0-0-0		NEUTRAL		0-0-0		0-0-0		1-3-0			
11-17-1	0-0-0	0-0-0		NON-CONFERENCE		0-3-0		0-1-0		11-13-1			
4-7-0	0-0-0	0-0-0		HOME		0-0-0		0-0-0		4-7-0			
6-7-1	0-0-0	0-0-		AWAY		0-3-0		0-1-0		6-3-1			
1-3-0	0-0-0	0-0-0		NEUTRAL		0-0-0		0-0-0		1-3-0			
6-14-0	0-0-0	0-0-0		CONFERENCE		0-0-0		1-7-0		5-7-0			
3-5-0	0-0-0	0-0-0		HOME		0-0-0		1-3-0		2-2-0			
3-9-0	0-0-0	0-0-0		AWAY		0-0-0		0-4-0		3-5-0			
0-0-0	0-0-0	0-0-0		NEUTRAL		0-0-0		0-0-0		0-0-0			
RPI	S	Opponent	Score	RPI	S	Opponent	Score	RPI	S	Opponent	Score		

Non-Div. I Games: Scranton 17 3

Lehigh

140 H Holy Cross	1	3
140 H Holy Cross	4	1

RPI	S	Opponent	Score
247	A	Bucknell	6 7
247	A	Bucknell	0 6
252	A	Navy	1 5
252	A	Navy	1 2
252	A	Navy	3 2
252	A	Navy	4 1
256	A	Temple	8 5
263	H	Iona	3 7
263	H	Iona	4 6
263	H	Iona	13 7
263	H	Iona	7 10
264	H	Lafayette	6 8
264	H	Lafayette	1 8
264	H	Lafayette	3 1
264	H	Lafayette	10 2
294	A	Md.-East. Shore	7 6
294	A	Md.-East. Shore	5 3
297	A	Coppin St.	14 4
297	H	Coppin St.	4 2

Lehigh

L
e
h
i
g
h

L
e
h
i
g
h

Average RPI Win:	232	WON-LOST RECORD	WINNING PCT. RANK	LAST 15 GAMES	STRENGTH OF SCHEDULE	OPP. STRENGTH OF SCHEDULE	TEAM RPI	ADJ RPI	CONF. RPI	ADJ CONF. RPI		
DIV. I ONLY		12-27-1	.3125	264	4-10-0	235	275	275	.41698	272	29	29
DIV. I NON-CONF.		9-17-1	.35185	235	3-2-0	278	264	278	.4134	276	28	28
<hr/>												
TOTALS	RPI 1-25	RPI 26-50		W-L RECORDS		RPI 51-100		RPI 101-150		RPI 150+		
12-27-1	0-0-0	0-0-0		OVERALL		0-1-0		2-7-0		10-19-1		
3-4-0	0-0-0	0-0-0		HOME		0-0-0		2-3-0		1-1-0		
9-22-1	0-0-0	0-0-0		AWAY		0-1-0		0-4-0		9-17-1		
0-1-0	0-0-0	0-0-0		NEUTRAL		0-0-0		0-0-0		0-1-0		
9-17-1	0-0-0	0-0-0		NON-CONFERENCE		0-1-0		1-4-0		8-12-1		
2-0-0	0-0-0	0-0-0		HOME		0-0-0		1-0-0		1-0-0		
7-16-1	0-0-0	0-0-		AWAY		0-1-0		0-4-0		7-11-1		
0-1-0	0-0-0	0-0-0		NEUTRAL		0-0-0		0-0-0		0-1-0		
3-10-0	0-0-0	0-0-0		CONFERENCE		0-0-0		1-3-0		2-7-0		
1-4-0	0-0-0	0-0-0		HOME		0-0-0		1-3-0		0-1-0		
2-6-0	0-0-0	0-0-0		AWAY		0-0-0		0-0-0		2-6-0		
0-0-0	0-0-0	0-0-0		NEUTRAL		0-0-0		0-0-0		0-0-0		
RPI S	Opponent	Score	RPI S	Opponent	Score	RPI S	Opponent	Score	RPI S	Opponent	Score	
						80 A	Nebraska	3 12	126 H	Oral Roberts	1 6	
									126 H	Oral Roberts	3 1	
									126 H	Oral Roberts	3 9	
									126 H	Oral Roberts	6 7	
									130 A	Minnesota	3 9	
									130 H	Minnesota	3 1	
									141 A	Arkansas St.	1 10	
									141 A	Arkansas St.	7 12	
									141 A	Arkansas St.	5 15	
									162 A	North Dakota St.	2 3	
									162 A	North Dakota St.	2 3	
									162 A	North Dakota St.	1 4	
									162 A	North Dakota St.	6 7	
									162 H	North Dakota St.	1 6	
									165 A	SIU Edwardsville	2 4	
									165 A	SIU Edwardsville	11 8	
									165 A	SIU Edwardsville	5 0	
									176 A	Murray St.	4 12	
									176 A	Murray St.	2 3	
									176 A	Murray St.	1 6	
									199 A	UALR	13 14	
									199 A	UALR	8 20	
									213 A	Creighton	5 6	
									213 A	Creighton	5 2	
									215 A	Iowa	2 6	
									215 A	Iowa	4 11	
									215 N	Iowa	1 6	
Non-Div. I Games:			Mt. Marty	3	1	Sioux Falls	8	5	South Dakota St.			

S
o
u
t
h
D
a
k
o
t
a
S
t
.

S
o
u
t
h
D
a
k
o
t
a
S
t
.

South Dakota St.

162 A North Dakota St.	6	7
162 A North Dakota St.	2	3

Through Games Of Sunday, April 29

RPI	S	Opponent	Score	
275	H	North Dakota	12	6
277	A	Northern Colo.	13	15
277	A	Northern Colo.	7	8
277	A	Northern Colo.	10	5
277	A	Northern Colo.	7	3
288	A	IPFW	3	0
288	A	IPFW	13	3
288	A	IPFW	2	3
288	A	IPFW	2	3
289	A	Ark.-Pine Bluff	3	3
289	A	Ark.-Pine Bluff	4	2
289	A	Ark.-Pine Bluff	11	0

South Dakota St.

S
o
u
t
h
D
a
k
o
t
a
S
t
.

S
o
u
t
h
D
a
k
o
t
a
S
t
.

Average RPI Win:		241	WON-LOST RECORD		WINNING PCT. RANK		LAST 15 GAMES		STRENGTH OF SCHEDULE		OPP. STRENGTH OF SCHEDULE		TEAM RPI		ADJ RPI		CONF. RPI		ADJ CONF. RPI				
Average RPI Loss:		202																					
DIV. I ONLY			17-30-0		.3617	250	4-11-0		260		282		273		.41572	273	28		28				
DIV. I NON-CONF.			9-14-0		.3913	211	1-2-0		282		278		272		.41465	274	29		29				
TOTALS		RPI 1-25		RPI 26-50		W-L RECORDS		RPI 51-100		RPI 101-150		RPI 150+											
17-30-0		0-3-0		0-0-0		OVERALL		0-1-0		0-0-0		17-26-0											
5-10-0		0-0-0		0-0-0		HOME		0-0-0		0-0-0		5-10-0											
6-13-0		0-3-0		0-0-0		AWAY		0-1-0		0-0-0		6-9-0											
6-7-0		0-0-0		0-0-0		NEUTRAL		0-0-0		0-0-0		6-7-0											
9-14-0		0-3-0		0-0-0		NON-CONFERENCE		0-1-0		0-0-0		9-10-0											
1-2-0		0-0-0		0-0-0		HOME		0-0-0		0-0-0		1-2-0											
2-5-0		0-3-0		0-0-		AWAY		0-1-0		0-0-0		2-1-0											
6-7-0		0-0-0		0-0-0		NEUTRAL		0-0-0		0-0-0		6-7-0											
8-16-0		0-0-0		0-0-0		CONFERENCE		0-0-0		0-0-0		8-16-0											
4-8-0		0-0-0		0-0-0		HOME		0-0-0		0-0-0		4-8-0											
4-8-0		0-0-0		0-0-0		AWAY		0-0-0		0-0-0		4-8-0											
0-0-0		0-0-0		0-0-0		NEUTRAL		0-0-0		0-0-0		0-0-0											
RPI	S	Opponent		Score		RPI	S	Opponent		Score		RPI	S	Opponent		Score		RPI	S	Opponent		Score	
20	A	UCF		7	13					69	A	St. John's (NY)		3	4	155	H	Bryant		1	2		
20	A	UCF		1	9											155	H	Bryant		7	3		
20	A	UCF		1	9											155	H	Bryant		8	1		
																155	H	Bryant		0	4		
																167	H	Monmouth		4	5		
																167	H	Monmouth		6	3		
																167	H	Monmouth		2	3		
																167	H	Monmouth		5	6		
																192	N	Jacksonville St.		4	5		
																205	A	Central Conn. St.		4	5		
																205	A	Central Conn. St.		0	5		
																205	A	Central Conn. St.		3	2		
																205	A	Central Conn. St.		3	5		
																215	N	Iowa		5	3		
																220	A	Fordham		7	9		
																221	N	Canisius		3	8		
																221	N	Canisius		2	1		
																221	N	Canisius		5	8		
																221	N	Canisius		2	1		
																240	H	Rider		10	8		
																241	N	Northwestern		4	9		
																249	H	Sacred Heart		1	4		
																249	H	Sacred Heart		2	3		
																249	H	Sacred Heart		3	6		
																249	H	Sacred Heart		5	1		
																250	H	Saint Peter's		1	3		
																254	A	Wagner		1	2		

Non-Div. I Games:

LIU Brooklyn

249 H Sacred Heart	3	6
249 H Sacred Heart	5	1

RPI	S	Opponent	Score
254	A	Wagner	4 5
254	A	Wagner	16 1
254	A	Wagner	2 3
257	N	Fairfield	3 0
257	N	Fairfield	0 2
264	H	Lafayette	6 8
268	N	Buffalo	13 27
269	N	Neb. Omaha	2 3
290	A	Mt. St. Mary's	5 9
290	A	Mt. St. Mary's	3 2
290	A	Mt. St. Mary's	11 3
290	A	Mt. St. Mary's	1 5
292	N	Youngstown St.	10 3
292	N	Youngstown St.	7 6
297	A	Coppin St.	19 0
297	A	Coppin St.	3 0

L
I
U
B
r
o
o
k
l
y
n

L
I
U
B
r
o
o
k
l
y
n

Average RPI Win:	238	WON-LOST RECORD	WINNING PCT. RANK	LAST 15 GAMES	STRENGTH OF SCHEDULE	OPP. STRENGTH OF SCHEDULE	TEAM RPI	ADJ RPI	CONF. RPI	ADJ CONF. RPI	
DIV. I ONLY		13-31-1	.3 272	7-8-0	227	244	271	.41545 274	22	22	
DIV. I NON-CONF.		8-16-1	.34 239	2-1-0	142	267	223	.4505 229	21	21	
<hr/>											
TOTALS	RPI 1-25	RPI 26-50		W-L RECORDS		RPI 51-100		RPI 101-150		RPI 150+	
13-31-1	0-0-0	0-4-0		OVERALL		0-2-1		2-7-0		11-18-0	
8-10-0	0-0-0	0-0-0		HOME		0-0-0		2-5-0		6-5-0	
2-19-0	0-0-0	0-4-0		AWAY		0-2-0		0-2-0		2-11-0	
3-2-1	0-0-0	0-0-0		NEUTRAL		0-0-1		0-0-0		3-2-0	
<hr/>											
8-16-1	0-0-0	0-4-0		NON-CONFERENCE		0-2-1		2-3-0		6-7-0	
4-4-0	0-0-0	0-0-0		HOME		0-0-0		2-1-0		2-3-0	
1-10-0	0-0-0	0-0-		AWAY		0-2-0		0-2-0		1-2-0	
3-2-1	0-0-0	0-0-0		NEUTRAL		0-0-1		0-0-0		3-2-0	
<hr/>											
5-15-0	0-0-0	0-0-0		CONFERENCE		0-0-0		0-4-0		5-11-0	
4-6-0	0-0-0	0-0-0		HOME		0-0-0		0-4-0		4-2-0	
1-9-0	0-0-0	0-0-0		AWAY		0-0-0		0-0-0		1-9-0	
0-0-0	0-0-0	0-0-0		NEUTRAL		0-0-0		0-0-0		0-0-0	
<hr/>											
RPI S	Opponent	Score	RPI S	Opponent	Score	RPI S	Opponent	Score	RPI S	Opponent	Score
			32 A	Virginia Tech	3 15	77 A	Connecticut	0 8	119 A	Stony Brook	0 10
			32 A	Virginia Tech	0 17	82 A	South Fla.	1 2	119 A	Stony Brook	2 13
			32 A	Virginia Tech	5 6	94 N	Bradley	7 7	119 H	Stony Brook	1 2
			32 A	Virginia Tech	2 12				119 H	Stony Brook	1 0
									134 H	Princeton	1 2
									134 H	Princeton	3 6
									140 H	Holy Cross	5 4
									143 H	Cornell	3 5
									143 H	Cornell	6 8
									153 A	Columbia	1 3
									153 A	Columbia	0 3
									162 N	North Dakota St.	1 2
									169 A	Dartmouth	0 2
									169 A	Dartmouth	3 4
									169 A	Dartmouth	4 5
									169 A	Dartmouth	4 8
									226 N	Georgetown	3 9
									226 N	Georgetown	3 2
									228 H	Harvard	3 2
									228 H	Harvard	6 7
									228 H	Harvard	5 3
									228 H	Harvard	3 4
			LAST 15 GAMES						228 H	Harvard	3 4
			281 H	Brown	13 7	169 A	Dartmouth	4 5	233 N	Bowling Green	11 9
			281 H	Brown	5 4	169 A	Dartmouth	3 4	242 A	Penn	1 8
			281 A	Brown	1 2	249 H	Sacred Heart	7 4	242 A	Penn	1 4
			281 A	Brown	10 8				249 A	Sacred Heart	3 6
			140 H	Holy Cross	5 4				249 H	Sacred Heart	7 4

Non-Div. I Games:

Yale

169	A	Dartmouth	4	8
169	A	Dartmouth	0	2

RPI	S	Opponent	Score	
257	H	Fairfield	3	4
257	H	Fairfield	4	8
264	N	Lafayette	9	3
280	A	Hartford	4	1
280	A	Hartford	0	2
280	H	Hartford	5	7
280	H	Hartford	8	5
281	A	Brown	10	8
281	A	Brown	1	2
281	H	Brown	5	4
281	H	Brown	13	7

Average RPI Win: 235		WON-LOST	WINNING	LAST 15	STRENGTH OF		OPP. STRENGTH	TEAM	ADJ		CONF.	ADJ CONF.
Average RPI Loss: 162		RECORD	PCT. RANK	GAMES	SCHEDULE		OF SCHEDULE	RPI	RPI		RPI	RPI
DIV. I ONLY		5-30-0	.14286	294	3-8-0		92	286	276		.41215	275
DIV. I NON-CONF.		2-17-0	.10526	287	0-1-0		69	253	276		.4144	275
TOTALS		RPI 1-25	RPI 26-50		W-L RECORDS		RPI 51-100		RPI 101-150		RPI 150+	
5-30-0		0-0-0	0-0-0		OVERALL		0-10-0		0-3-0		5-17-0	
2-4-0		0-0-0	0-0-0		HOME		0-0-0		0-0-0		2-4-0	
3-26-0		0-0-0	0-0-0		AWAY		0-9-0		0-3-0		3-13-0	
0-0-0		0-0-0	0-0-0		NEUTRAL		0-0-0		0-0-0		0-0-0	
2-17-0		0-0-0	0-0-0		NON-CONFERENCE		0-6-0		0-3-0		2-8-0	
0-2-0		0-0-0	0-0-0		HOME		0-0-0		0-0-0		0-2-0	
2-15-0		0-0-0	0-0-		AWAY		0-6-0		0-3-0		2-6-0	
0-0-0		0-0-0	0-0-0		NEUTRAL		0-0-0		0-0-0		0-0-0	
3-13-0		0-0-0	0-0-0		CONFERENCE		0-4-0		0-0-0		3-9-0	
2-2-0		0-0-0	0-0-0		HOME		0-0-0		0-0-0		2-2-0	
1-11-0		0-0-0	0-0-0		AWAY		0-4-0		0-0-0		1-7-0	
0-0-0		0-0-0	0-0-0		NEUTRAL		0-0-0		0-0-0		0-0-0	
RPI S	Opponent	Score	RPI S	Opponent	Score	RPI S	Opponent	Score	RPI S	Opponent	Score	
						55 A	Wichita St.	0 26	150 A	Saint Louis	1 8	
						55 A	Wichita St.	1 13	150 A	Saint Louis	2 8	
						55 A	Wichita St.	1 16	150 A	Saint Louis	0 11	
						55 A	Wichita St.	1 7	162 A	North Dakota St.	3 7	
						78 A	Utah Valley	0 5	162 A	North Dakota St.	1 3	
						78 A	Utah Valley	3 13	162 H	North Dakota St.	0 1	
						78 A	Utah Valley	6 7	162 H	North Dakota St.	3 4	
						78 A	Utah Valley	4 20	164 A	Kansas	12 9	
						87 A	Missouri	5 21	164 A	Kansas	4 7	
						87 A	Missouri	7 10	213 A	Creighton	3 16	
									213 A	Creighton	3 12	
									213 A	Creighton	4 1	
									225 A	Tex.-Pan American	8 14	
									225 A	Tex.-Pan American	8 14	
									225 A	Tex.-Pan American	5 10	
									225 A	Tex.-Pan American	5 6	
									246 A	NJIT	6 3	
									246 A	NJIT	7 8	
									246 A	NJIT	2 5	
									246 A	NJIT	5 7	
									272 A	South Dakota St.	6 12	
									277 H	Northern Colo.	3 11	
						277 H	Northern Colo.	3 11	277 H	Northern Colo.	9 0	
						277 H	Northern Colo.	3 13	277 H	Northern Colo.	4 2	
						277 H	Northern Colo.	4 2	277 H	Northern Colo.	3 13	
						277 H	Northern Colo.	9 0				
						246 A	NJIT	6 3				
Non-Div. I Games:	Valley City St.	21	10	Valley City St.	7	6	Minot St.	3	2	Minot St.	3	2
North Dakota												

246 A NJIT	7	8
246 A NJIT	2	5

N
o
r
t
h
D
a
k
o
t
a

N
o
r
t
h
D
a
k
o
t
a

Average RPI Win: 238		WON-LOST RECORD		WINNING PCT. RANK		LAST 15 GAMES		STRENGTH OF SCHEDULE		OPP. STRENGTH OF SCHEDULE		TEAM RPI		ADJ RPI		CONF. RPI		ADJ CONF. RPI	
DIV. I ONLY		13-30-0		.30233	269	3-12-0		220		273		274		.41163	276	32		32	
DIV. I NON-CONF.		6-19-0		.24	274	0-6-0		84		251		236		.43856	242	32		32	
TOTALS		RPI 1-25		RPI 26-50		W-L RECORDS		RPI 51-100		RPI 101-150		RPI 150+							
13-30-0		0-2-0		0-2-0		OVERALL		1-3-0		1-4-0		11-19-0							
8-16-0		0-1-0		0-1-0		HOME		1-1-0		0-2-0		7-11-0							
5-13-0		0-1-0		0-1-0		AWAY		0-2-0		1-1-0		4-8-0							
0-1-0		0-0-0		0-0-0		NEUTRAL		0-0-0		0-1-0		0-0-0							
6-19-0		0-2-0		0-2-0		NON-CONFERENCE		1-3-0		1-4-0		4-8-0							
5-10-0		0-1-0		0-1-0		HOME		1-1-0		0-2-0		4-5-0							
1-8-0		0-1-0		0-0-		AWAY		0-2-0		1-1-0		0-3-0							
0-1-0		0-0-0		0-0-0		NEUTRAL		0-0-0		0-1-0		0-0-0							
7-11-0		0-0-0		0-0-0		CONFERENCE		0-0-0		0-0-0		7-11-0							
3-6-0		0-0-0		0-0-0		HOME		0-0-0		0-0-0		3-6-0							
4-5-0		0-0-0		0-0-0		AWAY		0-0-0		0-0-0		4-5-0							
0-0-0		0-0-0		0-0-0		NEUTRAL		0-0-0		0-0-0		0-0-0							
RPI	S	Opponent		Score		RPI	S	Opponent		Score		RPI	S	Opponent		Score			
24	A	Appalachian St.		0	14	43	A	Elon		5	8	73	A	S.C. Upstate		6	11		
24	H	Appalachian St.		3	5	43	H	Elon		4	5	73	H	S.C. Upstate		6	9		
												93	A	Radford		7	8		
												93	H	Radford		13	10		
														104 A Campbell		5	18		
														104 H Campbell		2	7		
														108 A High Point		7	5		
														108 H High Point		2	9		
														117 N UNC Greensboro		4	7		
														166 A Gardner-Webb		7	10		
														177 A Bethune-Cookman		5	7		
														177 A Bethune-Cookman		2	6		
														177 A Bethune-Cookman		5	3		
														177 H Bethune-Cookman		1	3		
														177 H Bethune-Cookman		13	15		
														177 H Bethune-Cookman		5	7		
														237 H La Salle		6	8		
														237 H La Salle		9	4		
														237 H La Salle		3	5		
														252 H Navy		4	11		
														252 H Navy		1	3		
														252 H Navy		7	2		
														256 H Temple		3	1		
														256 H Temple		6	3		
														256 H Temple		9	13		
														262 A Longwood		3	4		
														262 A Longwood		3	4		
														282 A N.C. Central		5	8		
														282 A N.C. Central		5	8		
														282 A N.C. Central		19	8		
														282 A N.C. Central		5	10		
														282 A N.C. Central		19	8		
														282 H N.C. Central		9	12		
LAST 15 GAMES				LAST 15 GAMES				LAST 15 GAMES				LAST 15 GAMES							

Non-Div. I Games:

N.C. A&T

262	A	Longwood	3	4
73	H	S.C. Upstate	6	9

RPI	S	Opponent	Score	
282	H	N.C. Central	4	5
282	H	N.C. Central	6	2
286	A	Savannah St.	7	3
286	A	Savannah St.	5	2
286	A	Savannah St.	3	8
287	H	Florida A&M	8	1
287	H	Florida A&M	6	0
287	H	Florida A&M	5	7

Average RPI Win: 246		WON-LOST	WINNING	LAST 15	STRENGTH OF		OPP. STRENGTH	TEAM	ADJ	CONF.	ADJ CONF.
Average RPI Loss: 205		RECORD	PCT. RANK	GAMES	SCHEDULE		OF SCHEDULE	RPI	RPI	RPI	RPI
DIV. I ONLY		19-24-0	.44186	189	8-7-0		296	251	277	.40695	277
DIV. I NON-CONF.		10-17-0	.37037	224	1-3-0		270	262	265	.41991	263
TOTALS		RPI 1-25	RPI 26-50		W-L RECORDS		RPI 51-100		RPI 101-150		RPI 150+
19-24-0		0-0-0	0-0-0		OVERALL		2-3-0		0-0-0		17-21-0
11-9-0		0-0-0	0-0-0		HOME		0-0-0		0-0-0		11-9-0
8-15-0		0-0-0	0-0-0		AWAY		2-3-0		0-0-0		6-12-0
0-0-0		0-0-0	0-0-0		NEUTRAL		0-0-0		0-0-0		0-0-0
10-17-0		0-0-0	0-0-0		NON-CONFERENCE		2-3-0		0-0-0		8-14-0
5-7-0		0-0-0	0-0-0		HOME		0-0-0		0-0-0		5-7-0
5-10-0		0-0-0	0-0-		AWAY		2-3-0		0-0-0		3-7-0
0-0-0		0-0-0	0-0-0		NEUTRAL		0-0-0		0-0-0		0-0-0
9-7-0		0-0-0	0-0-0		CONFERENCE		0-0-0		0-0-0		9-7-0
6-2-0		0-0-0	0-0-0		HOME		0-0-0		0-0-0		6-2-0
3-5-0		0-0-0	0-0-0		AWAY		0-0-0		0-0-0		3-5-0
0-0-0		0-0-0	0-0-0		NEUTRAL		0-0-0		0-0-0		0-0-0
RPI S	Opponent	Score	RPI S	Opponent	Score	RPI S	Opponent	Score	RPI S	Opponent	Score
						73 A	Washington St.	2 8	159 A	Kansas St.	5 7
						73 A	Washington St.	7 3	159 A	Kansas St.	3 4
						73 A	Washington St.	3 7	162 H	North Dakota St.	4 11
						80 A	Nebraska	3 12	162 H	North Dakota St.	2 11
						80 A	Nebraska	6 4	162 H	North Dakota St.	4 18
									162 H	North Dakota St.	2 18
									174 A	Seattle	4 1
									174 A	Seattle	3 4
									174 A	Seattle	2 5
									239 H	Houston Baptist	5 6
									239 H	Houston Baptist	5 3
									239 H	Houston Baptist	6 5
									239 H	Houston Baptist	5 17
									246 A	NJIT	2 8
									246 A	NJIT	11 6
									246 A	NJIT	4 11
									246 A	NJIT	6 7
									260 A	Air Force	5 16
									260 A	Air Force	9 10
									260 H	Air Force	7 6
									269 H	Neb. Omaha	9 5
									269 H	Neb. Omaha	1 8
									269 H	Neb. Omaha	13 12
									272 H	South Dakota St.	15 13
									272 H	South Dakota St.	8 7
									272 H	South Dakota St.	3 7
									272 H	South Dakota St.	5 10
LAST 15 GAMES											
			275 A	North Dakota	11 3	239 H	Houston Baptist	5 3			
			275 A	North Dakota	13 3	239 H	Houston Baptist	5 17			
			275 A	North Dakota	2 4	239 H	Houston Baptist	5 6			
			275 A	North Dakota	0 9						
			260 H	Air Force	7 6						

Non-Div. I Games:

Northern Colo.

260	A	Air Force	9	10
239	H	Houston Baptist	6	5

RPI	S	Opponent	Score	
275	A	North Dakota	13	3
275	A	North Dakota	2	4
275	A	North Dakota	0	9
275	A	North Dakota	11	3
278	A	Southern Utah	11	20
278	A	Southern Utah	12	5
278	A	Southern Utah	3	2
293	H	NYIT	13	1
293	H	NYIT	14	8
293	H	NYIT	10	0
293	H	NYIT	15	2

Northern Colo.

N
o
r
t
h
e
r
n
C
o
l
o
.

N
o
r
t
h
e
r
n
C
o
l
o
.

Average RPI Win:	266	WON-LOST RECORD	WINNING PCT. RANK	LAST 15 GAMES	STRENGTH OF SCHEDULE	OPP. STRENGTH OF SCHEDULE	TEAM RPI	ADJ RPI	CONF. RPI	ADJ CONF. RPI			
Average RPI Loss:	165												
DIV. I ONLY	11-24-0	.31429	263	7-8-0	262	280	279	.40041	278	29	29		
DIV. I NON-CONF.	4-20-0	.16667	281	0-4-0	225	290	288	.37862	290	28	28		
<hr/>													
TOTALS	RPI 1-25	RPI 26-50		W-L RECORDS		RPI 51-100		RPI 101-150		RPI 150+			
11-24-0	0-0-0	0-0-0		OVERALL		0-9-0		1-2-0		10-13-0			
8-9-0	0-0-0	0-0-0		HOME		0-3-0		1-2-0		7-4-0			
3-15-0	0-0-0	0-0-0		AWAY		0-6-0		0-0-0		3-9-0			
0-0-0	0-0-0	0-0-0		NEUTRAL		0-0-0		0-0-0		0-0-0			
<hr/>													
4-20-0	0-0-0	0-0-0		NON-CONFERENCE		0-9-0		0-0-0		4-11-0			
4-6-0	0-0-0	0-0-0		HOME		0-3-0		0-0-0		4-3-0			
0-14-0	0-0-0	0-0-		AWAY		0-6-0		0-0-0		0-8-0			
0-0-0	0-0-0	0-0-0		NEUTRAL		0-0-0		0-0-0		0-0-0			
<hr/>													
7-4-0	0-0-0	0-0-0		CONFERENCE		0-0-0		1-2-0		6-2-0			
4-3-0	0-0-0	0-0-0		HOME		0-0-0		1-2-0		3-1-0			
3-1-0	0-0-0	0-0-0		AWAY		0-0-0		0-0-0		3-1-0			
0-0-0	0-0-0	0-0-0		NEUTRAL		0-0-0		0-0-0		0-0-0			
<hr/>													
RPI	S	Opponent	Score	RPI	S	Opponent	Score	RPI	S	Opponent	Score		
				78 A Utah Valley				1	9	126 H Oral Roberts		4	8
				78 A Utah Valley				7	17	126 H Oral Roberts		6	0
				78 A Utah Valley				2	15	126 H Oral Roberts		0	6
				78 H Utah Valley				1	3	164 A Kansas		10	11
				78 H Utah Valley				5	12	195 A Utah		4	15
				78 H Utah Valley				0	10	212 A UNLV		3	14
				88 A St. Mary's (CA)				2	9	212 A UNLV		2	19
				88 A St. Mary's (CA)				1	2	212 A UNLV		12	22
				88 A St. Mary's (CA)				1	2	212 H UNLV		6	21
										225 A Tex.-Pan American		5	6
										225 A Tex.-Pan American		0	1
										225 A Tex.-Pan American		5	10
										259 A Western Ill.		2	4
										259 A Western Ill.		5	4
										259 A Western Ill.		9	5
										259 A Western Ill.		4	1
										277 H Northern Colo.		5	12
										277 H Northern Colo.		2	3
										277 H Northern Colo.		20	11
										288 H IPFW		20	14
						288 H IPFW		8	2				
						288 H IPFW		5	7				
						288 H IPFW		7	3				
						295 H Chicago St.		9	2				
						295 H Chicago St.		8	7				
						295 H Chicago St.		7	6				
<hr/>													
Non-Div. I Games:	Hawaii Pacific	11	5	Hawaii Pacific	7	11	Hawaii Pacific	4	3	Hawaii Pacific	0	4	Southern Utah

126 H Oral Roberts	6	0
126 H Oral Roberts	4	8

S
o
u
t
h
e
r
n
U
t
a
h

S
o
u
t
h
e
r
n
U
t
a
h

Average RPI Win: 271		WON-LOST	WINNING	LAST 15	STRENGTH OF		OPP. STRENGTH	TEAM	ADJ	CONF.	ADJ CONF.				
Average RPI Loss: 193		RECORD	PCT. RANK	GAMES	SCHEDULE		OF SCHEDULE	RPI	RPI	RPI	RPI				
DIV. I ONLY		15-22-0	.40541	222	5-8-0		283	284	278	.39748	279	31	31		
DIV. I NON-CONF.		5-7-0	.41667	200	1-3-0		279	273	256	.41513	271	31	31		
TOTALS		RPI 1-25	RPI 26-50		W-L RECORDS		RPI 51-100		RPI 101-150		RPI 150+				
15-22-0		0-0-0	0-3-0		OVERALL		0-1-0		0-1-0		15-17-0				
10-8-0		0-0-0	0-0-0		HOME		0-0-0		0-0-0		10-8-0				
3-13-0		0-0-0	0-3-0		AWAY		0-0-0		0-1-0		3-9-0				
2-1-0		0-0-0	0-0-0		NEUTRAL		0-1-0		0-0-0		2-0-0				
5-7-0		0-0-0	0-3-0		NON-CONFERENCE		0-1-0		0-1-0		5-2-0				
5-1-0		0-0-0	0-0-0		HOME		0-0-0		0-0-0		5-1-0				
0-5-0		0-0-0	0-0-		AWAY		0-0-0		0-1-0		0-1-0				
0-1-0		0-0-0	0-0-0		NEUTRAL		0-1-0		0-0-0		0-0-0				
10-15-0		0-0-0	0-0-0		CONFERENCE		0-0-0		0-0-0		10-15-0				
5-7-0		0-0-0	0-0-0		HOME		0-0-0		0-0-0		5-7-0				
3-8-0		0-0-0	0-0-0		AWAY		0-0-0		0-0-0		3-8-0				
2-0-0		0-0-0	0-0-0		NEUTRAL		0-0-0		0-0-0		2-0-0				
RPI	S	Opponent	Score	RPI	S	Opponent	Score	RPI	S	Opponent	Score				
				34	A	Dallas Baptist	5 11	67	N	UC Irvine	2 5	124	A	Lamar	1 4
				34	A	Dallas Baptist	4 10					185	A	Southern U.	5 3
				45	A	Sam Houston St.	6 14					185	A	Southern U.	2 4
												185	A	Southern U.	2 5
												185	H	Southern U.	0 1
												185	H	Southern U.	6 13
												185	H	Southern U.	2 11
												206	H	McNeese St.	3 8
												239	A	Houston Baptist	2 10
												239	H	Houston Baptist	5 4
												251	A	Grambling	2 6
												251	A	Grambling	9 10
												251	A	Grambling	6 22
												251	H	Grambling	1 5
												251	H	Grambling	2 8
												251	H	Grambling	15 14
												251	N	Grambling	6 5
												258	A	Prairie View	4 6
												258	A	Prairie View	1 11
												258	H	Prairie View	2 7
												258	H	Prairie View	9 5
												258	H	Prairie View	8 9
												258	N	Prairie View	7 1
												289	A	Ark.-Pine Bluff	6 3
												289	A	Ark.-Pine Bluff	9 10
												289	A	Ark.-Pine Bluff	9 3
												289	H	Ark.-Pine Bluff	5 4
Non-Div. I Games:		Texas Col.	9 0	Texas Col.	7 2	Huston-Tillotson		3 4	Wiley		11 5				
		Wiley	19 7	Texas Col.	12 5	Huston-Tillotson		5 4	Huston-Tillotson		29 4				

19	4		
289	H	Ark.-Pine Bluff	5 4
34	A	Dallas Baptist	4 10

RPI	S	Opponent	Score	
289	H	Ark.-Pine Bluff	2	1
289	H	Ark.-Pine Bluff	6	4
295	H	Chicago St.	8	7
295	H	Chicago St.	5	3
295	H	Chicago St.	19	4
295	H	Chicago St.	9	4

Average RPI Win: 245		WON-LOST	WINNING	LAST 15	STRENGTH OF		OPP. STRENGTH	TEAM	ADJ	CONF.	ADJ CONF.						
Average RPI Loss: 181		RECORD	PCT. RANK	GAMES	SCHEDULE		OF SCHEDULE	RPI	RPI	RPI	RPI						
DIV. I ONLY		10-34-0	.22727	285	2-13-0		230	255	280	.39549	280	27	27				
DIV. I NON-CONF.		8-22-0	.26667	265	1-3-0		271	256	282	.39364	281	26	26				

TOTALS		RPI 1-25		RPI 26-50		W-L RECORDS		RPI 51-100		RPI 101-150		RPI 150+					
10-34-0		0-0-0		0-0-0		OVERALL		0-4-0		0-6-0		10-24-0					
9-10-0		0-0-0		0-0-0		HOME		0-0-0		0-0-0		9-10-0					
1-24-0		0-0-0		0-0-0		AWAY		0-4-0		0-6-0		1-14-0					
0-0-0		0-0-0		0-0-0		NEUTRAL		0-0-0		0-0-0		0-0-0					
8-22-0		0-0-0		0-0-0		NON-CONFERENCE		0-4-0		0-2-0		8-16-0					
7-5-0		0-0-0		0-0-0		HOME		0-0-0		0-0-0		7-5-0					
1-17-0		0-0-0		0-0-		AWAY		0-4-0		0-2-0		1-11-0					
0-0-0		0-0-0		0-0-0		NEUTRAL		0-0-0		0-0-0		0-0-0					
2-12-0		0-0-0		0-0-0		CONFERENCE		0-0-0		0-4-0		2-8-0					
2-5-0		0-0-0		0-0-0		HOME		0-0-0		0-0-0		2-5-0					
0-7-0		0-0-0		0-0-0		AWAY		0-0-0		0-4-0		0-3-0					
0-0-0		0-0-0		0-0-0		NEUTRAL		0-0-0		0-0-0		0-0-0					
RPI	S	Opponent	Score	RPI	S	Opponent	Score	RPI	S	Opponent	Score	RPI	S	Opponent	Score		
								58	A	Oklahoma	6	9	101	A	Rhode Island	2	5
								58	A	Oklahoma	5	10	119	A	Stony Brook	4	9
								58	A	Oklahoma	3	8	119	A	Stony Brook	0	6
								77	A	Connecticut	6	11	119	A	Stony Brook	5	7
													119	A	Stony Brook	0	4
													140	A	Holy Cross	2	8
													159	A	Kansas St.	2	13
													159	A	Kansas St.	3	8
													159	A	Kansas St.	2	10
													159	A	Kansas St.	3	14
													169	H	Dartmouth	5	14
													191	H	Massachusetts	7	8
													201	H	Binghamton	3	7
													201	H	Binghamton	1	2
													201	H	Binghamton	4	2
													201	H	Binghamton	3	11
													204	A	Pittsburgh	3	8
													204	A	Pittsburgh	2	4
													204	A	Pittsburgh	6	10
													205	H	Central Conn. St.	5	2
													210	A	Maine	3	11
													210	A	Maine	1	6
													210	A	Maine	2	7
													214	H	Fairleigh Dickinson	8	4
													245	H	Albany (NY)	2	3
													245	H	Albany (NY)	6	4
													245	H	Albany (NY)	1	2
LAST 15 GAMES																	
			201	H	Binghamton	1	2			119	A	Stony Brook	0	6			
			201	H	Binghamton	3	11			119	A	Stony Brook	5	7			
			201	H	Binghamton	3	7			169	H	Dartmouth	5	14			
			201	H	Binghamton	4	2										
			101	A	Rhode Island	2	5										

Non-Div. I Games:

Hartford

119	A	Stony Brook	4	9
119	A	Stony Brook	0	4

RPI	S	Opponent	Score	
246	H	NJIT	6	9
246	H	NJIT	11	10
246	H	NJIT	3	2
257	H	Fairfield	9	1
261	A	VMI	4	6
261	A	VMI	5	6
261	A	VMI	7	9
263	H	Iona	0	2
274	A	Yale	7	5
274	A	Yale	5	8
274	H	Yale	1	4
274	H	Yale	2	0
285	H	Quinnipiac	11	5

Brown

Through Games Of Sunday, April 29

Average RPI Win: 186		WON-LOST	WINNING	LAST 15	STRENGTH OF		OPP. STRENGTH	TEAM	ADJ		CONF.	ADJ CONF.
Average RPI Loss: 175		RECORD	PCT. RANK	GAMES	SCHEDULE		OF SCHEDULE	RPI	RPI		RPI	RPI
DIV. I ONLY		9-33-0	.21429 287	3-12-0	257		204	282	.39162 281		22	22
DIV. I NON-CONF.		3-19-0	.13636 285	0-3-0	224		192	285	.38636 285		21	21
TOTALS		RPI 1-25	RPI 26-50		W-L RECORDS		RPI 51-100		RPI 101-150		RPI 150+	
9-33-0		0-0-0	0-0-0		OVERALL		1-3-0		1-11-0		7-19-0	
5-11-0		0-0-0	0-0-0		HOME		1-0-0		1-5-0		3-6-0	
4-22-0		0-0-0	0-0-0		AWAY		0-3-0		0-6-0		4-12-0	
0-0-0		0-0-0	0-0-0		NEUTRAL		0-0-0		0-0-0		0-0-0	
3-19-0		0-0-0	0-0-0		NON-CONFERENCE		1-3-0		0-8-0		2-8-0	
2-4-0		0-0-0	0-0-0		HOME		1-0-0		0-2-0		1-2-0	
1-15-0		0-0-0	0-0-		AWAY		0-3-0		0-6-0		1-6-0	
0-0-0		0-0-0	0-0-0		NEUTRAL		0-0-0		0-0-0		0-0-0	
6-14-0		0-0-0	0-0-0		CONFERENCE		0-0-0		1-3-0		5-11-0	
3-7-0		0-0-0	0-0-0		HOME		0-0-0		1-3-0		2-4-0	
3-7-0		0-0-0	0-0-0		AWAY		0-0-0		0-0-0		3-7-0	
0-0-0		0-0-0	0-0-0		NEUTRAL		0-0-0		0-0-0		0-0-0	
RPI S	Opponent	Score	RPI S	Opponent	Score	RPI S	Opponent	Score	RPI S	Opponent	Score	
						59 A	Tulane	7 8	101 A	Rhode Island	4 13	
						59 A	Tulane	2 20	121 A	FIU	5 6	
						59 A	Tulane	6 14	121 A	FIU	3 4	
						77 H	Connecticut	8 7	121 A	FIU	3 8	
									131 A	Santa Clara	1 2	
									131 A	Santa Clara	0 3	
									134 H	Princeton	0 8	
									134 H	Princeton	13 6	
									140 H	Holy Cross	0 9	
									140 H	Holy Cross	6 12	
									143 H	Cornell	9 10	
									143 H	Cornell	5 12	
									153 A	Columbia	4 3	
									153 A	Columbia	6 14	
									169 H	Dartmouth	1 12	
									169 H	Dartmouth	5 9	
									169 H	Dartmouth	4 3	
									169 H	Dartmouth	5 9	
									184 A	San Jose St.	8 20	
									184 A	San Jose St.	6 4	
									200 A	Northeastern	3 4	
									210 H	Maine	22 4	
									222 H	Siena	5 9	
									222 H	Siena	6 8	
									228 A	Harvard	4 7	
									228 A	Harvard	22 9	
									228 A	Harvard	5 6	
LAST 15 GAMES												
			274 A	Yale	7 13	228 A	Harvard	4 7				
			274 A	Yale	4 5	228 A	Harvard	2 4				
			274 H	Yale	2 1	140 H	Holy Cross	0 9				
			274 H	Yale	8 10							
			101 A	Rhode Island	4 13							

Non-Div. I Games:

Brown

Brown

228	A	Harvard	22	9
228	A	Harvard	5	6

Through Games Of Sunday, April 29

RPI	S	Opponent	Score	
228	A	Harvard	2	4
238	A	Pacific	4	5
238	A	Pacific	4	11
238	A	Pacific	6	16
238	A	Pacific	0	10
242	A	Penn	12	2
242	A	Penn	5	7
274	A	Yale	7	13
274	A	Yale	4	5
274	H	Yale	8	10
274	H	Yale	2	1

Brown

B
r
o
w
n

B
r
o
w
n

Average RPI Win: 268		WON-LOST	WINNING	LAST 15	STRENGTH OF		OPP. STRENGTH	TEAM	ADJ	CONF.	ADJ CONF.		
Average RPI Loss: 208		RECORD	PCT. RANK	GAMES	SCHEDULE		OF SCHEDULE	RPI	RPI	RPI	RPI		
DIV. I ONLY		13-30-0	.30233	269	6-8-0		271	291	281	.3902	282	32	32
DIV. I NON-CONF.		3-18-0	.14286	284	1-3-0		176	280	283	.39048	284	32	32
TOTALS		RPI 1-25	RPI 26-50		W-L RECORDS		RPI 51-100		RPI 101-150		RPI 150+		
13-30-0		0-0-0	0-0-0		OVERALL		0-0-0		0-5-0		13-25-0		
6-19-0		0-0-0	0-0-0		HOME		0-0-0		0-3-0		6-16-0		
7-11-0		0-0-0	0-0-0		AWAY		0-0-0		0-2-0		7-9-0		
0-0-0		0-0-0	0-0-0		NEUTRAL		0-0-0		0-0-0		0-0-0		
3-18-0		0-0-0	0-0-0		NON-CONFERENCE		0-0-0		0-5-0		3-13-0		
2-14-0		0-0-0	0-0-0		HOME		0-0-0		0-3-0		2-11-0		
1-4-0		0-0-0	0-0-		AWAY		0-0-0		0-2-0		1-2-0		
0-0-0		0-0-0	0-0-0		NEUTRAL		0-0-0		0-0-0		0-0-0		
10-12-0		0-0-0	0-0-0		CONFERENCE		0-0-0		0-0-0		10-12-0		
4-5-0		0-0-0	0-0-0		HOME		0-0-0		0-0-0		4-5-0		
6-7-0		0-0-0	0-0-0		AWAY		0-0-0		0-0-0		6-7-0		
0-0-0		0-0-0	0-0-0		NEUTRAL		0-0-0		0-0-0		0-0-0		
RPI	S	Opponent	Score	RPI	S	Opponent	Score	RPI	S	Opponent	Score		
								104	A	Campbell	2 15		
								104	A	Campbell	1 6		
								104	H	Campbell	0 20		
								114	H	Duke	3 17		
								140	H	Holy Cross	1 7		
								168	A	Davidson	3 12		
								168	H	Davidson	1 4		
								171	H	UNC Asheville	2 10		
								171	H	UNC Asheville	3 13		
								171	H	UNC Asheville	3 9		
								177	A	Bethune-Cookman	4 5		
								177	A	Bethune-Cookman	10 11		
								177	A	Bethune-Cookman	0 3		
								177	H	Bethune-Cookman	4 5		
								177	H	Bethune-Cookman	4 3		
								187	H	Presbyterian	6 8		
								187	H	Presbyterian	1 3		
								202	H	Eastern Mich.	4 8		
								246	H	NJIT	15 17		
								246	H	NJIT	2 15		
								246	H	NJIT	8 5		
								262	A	Longwood	3 13		
								262	A	Longwood	4 2		
								262	H	Longwood	3 5		
								262	H	Longwood	10 6		
								262	H	Longwood	8 23		
								276	A	N.C. A&T	2 6		
LAST 15 GAMES													
				286	A	Savannah St.	12 8	276	H	N.C. A&T	8 5		
				286	A	Savannah St.	0 10	276	H	N.C. A&T	8 19		
				286	A	Savannah St.	11 13	104	H	Campbell	0 20		
				283	A	Norfolk St.	4 8						
				177	H	Bethune-Cookman	4 3						

Non-Div. I Games: Virginia St. 7 3

N.C. Central

177 H Bethune-Cookman	4	5
276 H N.C. A&T	10	5

RPI	S	Opponent	Score	
276	A	N.C. A&T	5	4
276	A	N.C. A&T	12	9
276	H	N.C. A&T	8	5
276	H	N.C. A&T	8	19
276	H	N.C. A&T	10	5
283	A	Norfolk St.	4	8
286	A	Savannah St.	0	10
286	A	Savannah St.	12	8
286	A	Savannah St.	11	13
286	H	Savannah St.	7	8
286	H	Savannah St.	0	3
286	H	Savannah St.	3	2
287	A	Florida A&M	8	3
287	A	Florida A&M	18	3
287	A	Florida A&M	9	5
294	H	Md.-East. Shore	1	7

Average RPI Win:	276	WON-LOST RECORD	WINNING PCT. RANK	LAST 15 GAMES	STRENGTH OF SCHEDULE	OPP. STRENGTH OF SCHEDULE	TEAM RPI	ADJ RPI	CONF. RPI	ADJ CONF. RPI		
DIV. I ONLY		15-23-0	.39474	228	6-8-0	294	294	283	.38962	283	32	32
DIV. I NON-CONF.		4-16-0	.2	279	0-4-0	248	277	286	.38438	287	32	32
<hr/>												
TOTALS	RPI 1-25	RPI 26-50		W-L RECORDS		RPI 51-100		RPI 101-150		RPI 150+		
15-23-0	0-0-0	0-0-0		OVERALL		0-1-0		0-0-0		15-22-0		
10-14-0	0-0-0	0-0-0		HOME		0-0-0		0-0-0		10-14-0		
5-9-0	0-0-0	0-0-0		AWAY		0-1-0		0-0-0		5-8-0		
0-0-0	0-0-0	0-0-0		NEUTRAL		0-0-0		0-0-0		0-0-0		
<hr/>												
4-16-0	0-0-0	0-0-0		NON-CONFERENCE		0-1-0		0-0-0		4-15-0		
3-11-0	0-0-0	0-0-0		HOME		0-0-0		0-0-0		3-11-0		
1-5-0	0-0-0	0-0-		AWAY		0-1-0		0-0-0		1-4-0		
0-0-0	0-0-0	0-0-0		NEUTRAL		0-0-0		0-0-0		0-0-0		
<hr/>												
11-7-0	0-0-0	0-0-0		CONFERENCE		0-0-0		0-0-0		11-7-0		
7-3-0	0-0-0	0-0-0		HOME		0-0-0		0-0-0		7-3-0		
4-4-0	0-0-0	0-0-0		AWAY		0-0-0		0-0-0		4-4-0		
0-0-0	0-0-0	0-0-0		NEUTRAL		0-0-0		0-0-0		0-0-0		
<hr/>												
RPI	S	Opponent	Score	RPI	S	Opponent	Score	RPI	S	Opponent	Score	

Non-Div. I Games:	Virginia St.	10	2
--------------------------	---------------------	-----------	----------

Norfolk St.

Norfolk St.

297	H	Coppin St.	12	5
209	H	Old Dominion	8	11

Through Games Of Sunday, April 29

RPI	S	Opponent	Score	
294	A	Md.-East. Shore	4	11
294	A	Md.-East. Shore	11	10
294	H	Md.-East. Shore	7	5
294	H	Md.-East. Shore	5	2
294	H	Md.-East. Shore	8	1
297	A	Coppin St.	11	5
297	A	Coppin St.	10	3
297	H	Coppin St.	12	5
297	H	Coppin St.	8	6
297	H	Coppin St.	9	1

Norfolk St.

N
o
r
f
o
l
k
S
t
.

N
o
r
f
o
l
k
S
t
.

U
M
B
C

UMBC		Through Games Of Sunday, April 29										
Average RPI Win:	240	WON-LOST RECORD	WINNING PCT. RANK	LAST 15 GAMES	STRENGTH OF SCHEDULE	OPP. STRENGTH OF SCHEDULE	TEAM RPI	ADJ RPI	CONF. RPI	ADJ CONF. RPI		
Average RPI Loss:	194											
DIV. I ONLY		9-32-0	.21951	286	2-13-0	245	279	284	.38865	284	27	27
DIV. I NON-CONF.		8-19-0	.2963	255	1-2-0	268	289	281	.40094	280	26	26
TOTALS		RPI 1-25	RPI 26-50		W-L RECORDS	RPI 51-100		RPI 101-150		RPI 150+		
9-32-0	0-0-0	0-1-0		OVERALL		1-2-0		1-5-0		7-24-0		
4-14-0	0-0-0	0-0-0		HOME		0-0-0		1-5-0		3-9-0		
5-15-0	0-0-0	0-1-0		AWAY		1-2-0		0-0-0		4-12-0		
0-3-0	0-0-0	0-0-0		NEUTRAL		0-0-0		0-0-0		0-3-0		
8-19-0	0-0-0	0-1-0		NON-CONFERENCE		1-2-0		1-2-0		6-14-0		
3-4-0	0-0-0	0-0-0		HOME		0-0-0		1-2-0		2-2-0		
5-12-0	0-0-0	0-0-		AWAY		1-2-0		0-0-0		4-9-0		
0-3-0	0-0-0	0-0-0		NEUTRAL		0-0-0		0-0-0		0-3-0		
1-13-0	0-0-0	0-0-0		CONFERENCE		0-0-0		0-3-0		1-10-0		
1-10-0	0-0-0	0-0-0		HOME		0-0-0		0-3-0		1-7-0		
0-3-0	0-0-0	0-0-0		AWAY		0-0-0		0-0-0		0-3-0		
0-0-0	0-0-0	0-0-0		NEUTRAL		0-0-0		0-0-0		0-0-0		
RPI S	Opponent	Score	RPI S	Opponent	Score	RPI S	Opponent	Score	RPI S	Opponent	Score	
			37 A	Wake Forest	2 10	59 A	Tulane	1 8	119 H	Stony Brook	1 17	
						59 A	Tulane	2 13	119 H	Stony Brook	0 5	
						59 A	Tulane	3 2	119 H	Stony Brook	6 13	
									129 H	Army	2 9	
									129 H	Army	3 5	
									129 H	Army	10 8	
									178 A	Towson	0 11	
									190 A	Delaware	8 17	
									201 A	Binghamton	6 8	
									201 A	Binghamton	1 4	
									201 A	Binghamton	8 14	
									210 H	Maine	14 32	
									210 H	Maine	3 9	
									210 H	Maine	11 17	
									210 H	Maine	1 18	
									216 A	George Washington	1 8	
									216 H	George Washington	4 6	
									226 A	Georgetown	1 7	
									226 N	Georgetown	6 13	
									226 N	Georgetown	4 11	
									231 N	Cincinnati	0 13	
									245 H	Albany (NY)	4 11	
									245 H	Albany (NY)	3 13	
									245 H	Albany (NY)	5 4	
									245 H	Albany (NY)	4 20	
									252 A	Navy	2 15	
									252 A	Navy	1 6	
LAST 15 GAMES												
			119 H	Stony Brook	1 17	245 H	Albany (NY)	4 20	245 H	Albany (NY)	3 13	
			119 H	Stony Brook	6 13	216 A	George Washington	1 8	245 H	Albany (NY)	5 4	
			119 H	Stony Brook	0 5	201 A	Binghamton	1 4	245 H	Albany (NY)	4 20	
			290 H	Mt. St. Mary's	15 10				252 A	Navy	2 15	
			245 H	Albany (NY)	4 11				252 A	Navy	1 6	

Non-Div. I Games:

UMBC

U
M
B
C

245	H	Albany (NY)	3	13
245	H	Albany (NY)	5	4

RPI	S	Opponent	Score	
252	H	Navy	15	6
262	A	Longwood	1	3
262	A	Longwood	2	5
262	A	Longwood	4	15
268	H	Buffalo	8	16
290	A	Mt. St. Mary's	7	3
290	H	Mt. St. Mary's	15	10
297	A	Coppin St.	12	4
297	A	Coppin St.	12	3
297	A	Coppin St.	17	8

Quinnipiac

Through Games Of Sunday, April 29

Average RPI Win:	258	WON-LOST RECORD	WINNING PCT. RANK	LAST 15 GAMES	STRENGTH OF SCHEDULE	OPP. STRENGTH OF SCHEDULE	TEAM RPI	ADJ RPI	CONF. RPI	ADJ CONF. RPI		
DIV. I ONLY		7-36-0	.16279	292	4-11-0	210	281	286	.38679	285	28	28
DIV. I NON-CONF.		1-14-0	.06667	292	0-3-0	146	274	287	.38587	286	29	29
<hr/>												
TOTALS	RPI 1-25	RPI 26-50		W-L RECORDS		RPI 51-100		RPI 101-150		RPI 150+		
7-36-0	0-0-0	0-0-0		OVERALL		0-1-0		0-4-0		7-31-0		
4-10-0	0-0-0	0-0-0		HOME		0-1-0		0-1-0		4-8-0		
3-24-0	0-0-0	0-0-0		AWAY		0-0-0		0-1-0		3-23-0		
0-2-0	0-0-0	0-0-0		NEUTRAL		0-0-0		0-2-0		0-0-0		
1-14-0	0-0-0	0-0-0		NON-CONFERENCE		0-1-0		0-4-0		1-9-0		
0-2-0	0-0-0	0-0-0		HOME		0-1-0		0-1-0		0-0-0		
1-10-0	0-0-0	0-0-		AWAY		0-0-0		0-1-0		1-9-0		
0-2-0	0-0-0	0-0-0		NEUTRAL		0-0-0		0-2-0		0-0-0		
6-22-0	0-0-0	0-0-0		CONFERENCE		0-0-0		0-0-0		6-22-0		
4-8-0	0-0-0	0-0-0		HOME		0-0-0		0-0-0		4-8-0		
2-14-0	0-0-0	0-0-0		AWAY		0-0-0		0-0-0		2-14-0		
0-0-0	0-0-0	0-0-0		NEUTRAL		0-0-0		0-0-0		0-0-0		
RPI	S	Opponent	Score	RPI	S	Opponent	Score	RPI	S	Opponent	Score	
						77 H	Connecticut 7 12			101 H	Rhode Island 6 8	
										120 N	Hofstra 0 6	
										120 N	Hofstra 0 9	
										129 A	Army 0 3	
										155 H	Bryant 4 22	
										155 H	Bryant 0 1	
										155 H	Bryant 5 11	
										155 H	Bryant 2 5	
										158 A	William & Mary 5 13	
										158 A	William & Mary 5 9	
										167 A	Monmouth 3 7	
										167 A	Monmouth 1 4	
										167 A	Monmouth 1 6	
										167 A	Monmouth 4 11	
										169 A	Dartmouth 3 5	
										205 A	Central Conn. St. 3 9	
										205 A	Central Conn. St. 7 13	
										205 A	Central Conn. St. 2 3	
										205 A	Central Conn. St. 5 6	
										207 A	Richmond 5 7	
										207 A	Richmond 0 8	
										207 A	Richmond 0 3	
										214 H	Fairleigh Dickinson 4 8	
										214 H	Fairleigh Dickinson 2 11	
										214 H	Fairleigh Dickinson 3 5	
										214 H	Fairleigh Dickinson 11 4	
										220 A	Fordham 2 3	

Non-Div. I Games:

Quinnipiac

155	H	Bryant	4	22
155	H	Bryant	2	5

RPI	S	Opponent	Score	
220	A	Fordham	2	0
249	A	Sacred Heart	4	5
249	A	Sacred Heart	1	6
249	A	Sacred Heart	2	3
249	A	Sacred Heart	9	8
254	A	Wagner	1	7
254	A	Wagner	0	1
254	A	Wagner	6	2
254	A	Wagner	1	10
257	A	Fairfield	3	6
280	A	Hartford	5	11
290	H	Mt. St. Mary's	17	3
290	H	Mt. St. Mary's	6	7
290	H	Mt. St. Mary's	7	2
290	H	Mt. St. Mary's	5	4

Q
u
i
n
n
i
p
i
a
c

Q
u
i
n
n
i
p
i
a
c

Average RPI Win:	276	WON-LOST RECORD	WINNING PCT. RANK	LAST 15 GAMES	STRENGTH OF SCHEDULE	OPP. STRENGTH OF SCHEDULE	TEAM RPI	ADJ RPI	CONF. RPI	ADJ CONF. RPI	
DIV. I ONLY		17-27-0	.38636 231	6-9-0	297	278	285	.38535 286	32	32	
DIV. I NON-CONF.		5-15-0	.25 272	2-4-0	283	254	291	.37992 289	32	32	
<hr/>											
TOTALS	RPI 1-25	RPI 26-50		W-L RECORDS		RPI 51-100		RPI 101-150		RPI 150+	
17-27-0	0-0-0	0-1-0		OVERALL		0-4-0		0-3-0		17-19-0	
11-10-0	0-0-0	0-0-0		HOME		0-0-0		0-1-0		11-9-0	
6-17-0	0-0-0	0-1-0		AWAY		0-4-0		0-2-0		6-10-0	
0-0-0	0-0-0	0-0-0		NEUTRAL		0-0-0		0-0-0		0-0-0	
5-15-0	0-0-0	0-1-0		NON-CONFERENCE		0-4-0		0-3-0		5-7-0	
3-3-0	0-0-0	0-0-0		HOME		0-0-0		0-1-0		3-2-0	
2-12-0	0-0-0	0-0-		AWAY		0-4-0		0-2-0		2-5-0	
0-0-0	0-0-0	0-0-0		NEUTRAL		0-0-0		0-0-0		0-0-0	
12-12-0	0-0-0	0-0-0		CONFERENCE		0-0-0		0-0-0		12-12-0	
8-7-0	0-0-0	0-0-0		HOME		0-0-0		0-0-0		8-7-0	
4-5-0	0-0-0	0-0-0		AWAY		0-0-0		0-0-0		4-5-0	
0-0-0	0-0-0	0-0-0		NEUTRAL		0-0-0		0-0-0		0-0-0	
<hr/>											
RPI S	Opponent	Score	RPI S	Opponent	Score	RPI S	Opponent	Score	RPI S	Opponent	Score
			46 A	Georgia	0 5	81 A	Kennesaw St.	4 9	102 A	North Florida	2 18
						82 A	South Fla.	3 5	106 A	Mercer	1 5
						82 A	South Fla.	4 15	106 H	Mercer	5 8
						82 A	South Fla.	4 14	170 A	Georgia St.	3 15
									177 A	Bethune-Cookman	1 10
									177 A	Bethune-Cookman	1 2
									177 A	Bethune-Cookman	8 9
									219 A	Charleston So.	3 9
									219 A	Charleston So.	7 11
									219 H	Charleston So.	3 2
									229 H	Delaware St.	3 0
									229 H	Delaware St.	5 11
									229 H	Delaware St.	2 4
									229 H	Delaware St.	2 6
									250 H	Saint Peter's	6 1
									250 H	Saint Peter's	4 3
									250 H	Saint Peter's	3 10
									250 H	Saint Peter's	0 13
									276 H	N.C. A&T	3 7
									276 H	N.C. A&T	8 3
									276 H	N.C. A&T	2 5
			LAST 15 GAMES						282 A	N.C. Central	3 0
			282 H	N.C. Central	8 12	219 A	Charleston So.	7 11	282 A	N.C. Central	8 7
			282 H	N.C. Central	10 0	296 A	Alabama A&M	4 7	282 A	N.C. Central	2 3
			282 H	N.C. Central	13 11	296 A	Alabama A&M	12 5	282 H	N.C. Central	10 0
			81 A	Kennesaw St.	4 9				282 H	N.C. Central	8 12
			287 H	Florida A&M	4 3				282 H	N.C. Central	13 11

Non-Div. I Games:

Savannah St.

Savannah St.

287 H Florida A&M	3	8
287 H Florida A&M	6	0

Through Games Of Sunday, April 29

RPI	S	Opponent	Score	
287	A	Florida A&M	9	2
287	A	Florida A&M	1	10
287	A	Florida A&M	12	6
287	H	Florida A&M	4	3
287	H	Florida A&M	3	8
287	H	Florida A&M	6	0
296	A	Alabama A&M	12	5
296	A	Alabama A&M	0	4
296	A	Alabama A&M	5	2
296	A	Alabama A&M	4	7
297	H	Coppin St.	10	0
297	H	Coppin St.	4	3

Savannah St.

S
a
v
a
n
n
a
h
S
t
.

S
a
v
a
n
n
a
h
S
t
.

Average RPI Win: 243		WON-LOST	WINNING	LAST 15	STRENGTH OF		OPP. STRENGTH	TEAM	ADJ	CONF.	ADJ CONF.
Average RPI Loss: 188		RECORD	PCT. RANK	GAMES	SCHEDULE		OF SCHEDULE	RPI	RPI	RPI	RPI
DIV. I ONLY		7-38-0	.15556	293	2-13-0		203	287	287	.38224	287
DIV. I NON-CONF.		2-25-0	.07407	290	0-5-0		120	270	284	.39215	283
TOTALS		RPI 1-25	RPI 26-50		W-L RECORDS		RPI 51-100		RPI 101-150		RPI 150+
7-38-0		0-2-0	0-0-0		OVERALL		0-1-0		0-10-0		7-25-0
4-16-0		0-0-0	0-0-0		HOME		0-0-0		0-4-0		4-12-0
2-22-0		0-1-0	0-0-0		AWAY		0-0-0		0-6-0		2-13-0
1-0-0		0-0-0	0-0-0		NEUTRAL		0-0-0		0-0-0		1-0-0
2-25-0		0-2-0	0-0-0		NON-CONFERENCE		0-1-0		0-10-0		2-12-0
1-10-0		0-0-0	0-0-0		HOME		0-0-0		0-4-0		1-6-0
0-15-0		0-2-0	0-0-		AWAY		0-1-0		0-6-0		0-6-0
1-0-0		0-0-0	0-0-0		NEUTRAL		0-0-0		0-0-0		1-0-0
5-13-0		0-0-0	0-0-0		CONFERENCE		0-0-0		0-0-0		5-13-0
3-6-0		0-0-0	0-0-0		HOME		0-0-0		0-0-0		3-6-0
2-7-0		0-0-0	0-0-0		AWAY		0-0-0		0-0-0		2-7-0
0-0-0		0-0-0	0-0-0		NEUTRAL		0-0-0		0-0-0		0-0-0
RPI S	Opponent	Score		RPI S	Opponent	Score		RPI S	Opponent	Score	
2 A	Florida	2	15					82 A	South Fla.	5	6
20 A	UCF	4	16					102 A	North Florida	1	13
								102 A	North Florida	1	7
								102 H	North Florida	3	8
								102 H	North Florida	1	19
								106 A	Mercer	5	13
								106 A	Mercer	2	13
								106 H	Mercer	2	8
								106 H	Mercer	1	19
								121 A	FIU	4	9
								121 A	FIU	0	13
								177 A	Bethune-Cookman	1	11
								177 A	Bethune-Cookman	0	10
								177 A	Bethune-Cookman	1	8
								177 H	Bethune-Cookman	5	4
								177 H	Bethune-Cookman	3	6
								177 H	Bethune-Cookman	3	2
								208 A	Jacksonville	10	11
								208 A	Jacksonville	8	13
								210 H	Maine	7	17
								210 H	Maine	3	5
								211 A	Jackson St.	6	15
								211 H	Jackson St.	9	11
								211 H	Jackson St.	3	4
								211 H	Jackson St.	5	4
								251 A	Grambling	1	6
								251 A	Grambling	2	11
								251 A	Grambling	7	15
LAST 15 GAMES											
				286 A	Savannah St.	3	4	102 H	North Florida	3	8
				286 A	Savannah St.	8	3	20 A	UCF	4	16
				286 A	Savannah St.	0	6	276 A	N.C. A&T	7	5
				102 A	North Florida	1	13				
				177 A	Bethune-Cookman	1	11				

Non-Div. I Games:

Florida A&M

177 A Bethune-Cookman	1	8
177 A Bethune-Cookman	0	10

RPI	S	Opponent	Score	
253	H	Alabama St.	2	8
253	H	Alabama St.	4	17
276	A	N.C. A&T	0	6
276	A	N.C. A&T	7	5
276	A	N.C. A&T	1	8
282	H	N.C. Central	3	18
282	H	N.C. Central	3	8
282	H	N.C. Central	5	9
286	A	Savannah St.	8	3
286	A	Savannah St.	3	4
286	A	Savannah St.	0	6
286	H	Savannah St.	10	1
286	H	Savannah St.	2	9
286	H	Savannah St.	6	12
291	N	Mississippi Val.	5	2

Florida A&M

F
l
o
r
i
d
a
A
&
M

F
l
o
r
i
d
a
A
&
M

Average RPI Win:	252	WON-LOST RECORD	WINNING PCT. RANK	LAST 15 GAMES	STRENGTH OF SCHEDULE	OPP. STRENGTH OF SCHEDULE	TEAM RPI	ADJ RPI	CONF. RPI	ADJ CONF. RPI	
DIV. I ONLY		13-31-0	.29545 274	4-11-0	285	284	289	.38208 288	29	29	
DIV. I NON-CONF.		8-20-0	.28571 257	0-2-0	293	282	293	.37478 292	28	28	
<hr/>											
TOTALS	RPI 1-25	RPI 26-50		W-L RECORDS	RPI 51-100		RPI 101-150		RPI 150+		
13-31-0	0-1-0	0-0-0		OVERALL	0-0-0		0-3-0		13-27-0		
6-7-0	0-0-0	0-0-0		HOME	0-0-0		0-0-0		6-7-0		
7-23-0	0-1-0	0-0-0		AWAY	0-0-0		0-3-0		7-19-0		
0-1-0	0-0-0	0-0-0		NEUTRAL	0-0-0		0-0-0		0-1-0		
8-20-0	0-1-0	0-0-0		NON-CONFERENCE	0-0-0		0-3-0		8-16-0		
3-2-0	0-0-0	0-0-0		HOME	0-0-0		0-0-0		3-2-0		
5-17-0	0-1-0	0-0-		AWAY	0-0-0		0-3-0		5-13-0		
0-1-0	0-0-0	0-0-0		NEUTRAL	0-0-0		0-0-0		0-1-0		
5-11-0	0-0-0	0-0-0		CONFERENCE	0-0-0		0-0-0		5-11-0		
3-5-0	0-0-0	0-0-0		HOME	0-0-0		0-0-0		3-5-0		
2-6-0	0-0-0	0-0-0		AWAY	0-0-0		0-0-0		2-6-0		
0-0-0	0-0-0	0-0-0		NEUTRAL	0-0-0		0-0-0		0-0-0		
RPI S	Opponent	Score	RPI S	Opponent	Score	RPI S	Opponent	Score	RPI S	Opponent	Score
5 A	Purdue	1 6						112 A Notre Dame	1 8		
								118 A Evansville	2 4		
								118 A Evansville	1 9		
								156 H Valparaiso	8 11		
								162 H North Dakota St.	4 11		
								162 H North Dakota St.	4 3		
								162 H North Dakota St.	4 8		
								162 H North Dakota St.	0 6		
								179 N Eastern Ill.	2 8		
								196 H Dayton	2 15		
								230 A Michigan	2 4		
								230 A Michigan	8 6		
								230 A Michigan	3 11		
								232 A Southeast Mo. St.	1 7		
								232 A Southeast Mo. St.	6 4		
								232 A Southeast Mo. St.	7 26		
								234 A Oakland	4 7		
								234 A Oakland	6 3		
								234 A Oakland	5 7		
								234 A Oakland	6 11		
								235 A Ohio	1 6		
								235 A Ohio	6 4		
								235 A Ohio	1 10		
								235 A Ohio	0 13		
								255 A Butler	4 11		
								255 A Butler	7 1		
								255 A Butler	2 4		
<hr/>											
LAST 15 GAMES											
				162 H North Dakota St.	4 3	278 A Southern Utah	3 7	235 A Ohio	1 10		
				162 H North Dakota St.	0 6	278 A Southern Utah	7 5	235 A Ohio	0 13		
				162 H North Dakota St.	4 11	234 A Oakland	6 11	255 A Butler	4 11		
				162 H North Dakota St.	4 8			255 A Butler	7 1		
				156 H Valparaiso	8 11			255 A Butler	2 4		

Non-Div. I Games:

IPFW

IPFW

278	A	Southern Utah	2	8
278	A	Southern Utah	14	20

Through Games Of Sunday, April 29

RPI	S	Opponent	Score	
255	A	Butler	4	6
269	H	Neb. Omaha	13	7
269	H	Neb. Omaha	6	3
269	H	Neb. Omaha	4	0
272	H	South Dakota St.	3	13
272	H	South Dakota St.	0	3
272	H	South Dakota St.	3	2
272	H	South Dakota St.	3	2
278	A	Southern Utah	2	8
278	A	Southern Utah	3	7
278	A	Southern Utah	7	5
278	A	Southern Utah	14	20
295	A	Chicago St.	2	3
296	A	Alabama A&M	2	3
296	A	Alabama A&M	11	2
296	A	Alabama A&M	5	8

IPFW

I
P
F
W

I
P
F
W

Average RPI Win: 235		WON-LOST	WINNING	LAST 15	STRENGTH OF		OPP. STRENGTH	TEAM	ADJ	CONF.	ADJ CONF.						
Average RPI Loss: 181		RECORD	PCT. RANK	GAMES	SCHEDULE		OF SCHEDULE	RPI	RPI	RPI	RPI						
DIV. I ONLY		7-34-1	.17857	289	4-11-0		246	249	288	.37895	289	31	31				
DIV. I NON-CONF.		1-19-1	.07143	291	1-4-0		197	129	289	.38004	288	31	31				
<hr/>																	
TOTALS		RPI 1-25		RPI 26-50		W-L RECORDS		RPI 51-100		RPI 101-150		RPI 150+					
7-34-1		0-1-0		0-3-0		OVERALL		0-4-0		0-6-0		7-20-1					
6-10-1		0-0-0		0-0-0		HOME		0-0-0		0-1-0		6-9-1					
1-24-0		0-1-0		0-3-0		AWAY		0-4-0		0-5-0		1-11-0					
0-0-0		0-0-0		0-0-0		NEUTRAL		0-0-0		0-0-0		0-0-0					
<hr/>																	
1-19-1		0-1-0		0-3-0		NON-CONFERENCE		0-4-0		0-6-0		1-5-1					
1-3-1		0-0-0		0-0-0		HOME		0-0-0		0-1-0		1-2-1					
0-16-0		0-1-0		0-0-		AWAY		0-4-0		0-5-0		0-3-0					
0-0-0		0-0-0		0-0-0		NEUTRAL		0-0-0		0-0-0		0-0-0					
<hr/>																	
6-15-0		0-0-0		0-0-0		CONFERENCE		0-0-0		0-0-0		6-15-0					
5-7-0		0-0-0		0-0-0		HOME		0-0-0		0-0-0		5-7-0					
1-8-0		0-0-0		0-0-0		AWAY		0-0-0		0-0-0		1-8-0					
0-0-0		0-0-0		0-0-0		NEUTRAL		0-0-0		0-0-0		0-0-0					
<hr/>																	
RPI	S	Opponent		Score		RPI	S	Opponent		Score		RPI	S	Opponent		Score	
15	A	Oregon		2	3	29	A	Oregon St.		3	5	58	A	Oklahoma		4	9
						29	A	Oregon St.		1	16	58	A	Oklahoma		4	5
						29	A	Oregon St.		2	12	100	A	Oklahoma St.		2	6
												100	A	Oklahoma St.		4	6
					</												

Non-Div. I Games: Northeastern St. 11 0

Ark.-Pine Bluff

279	A	Texas Southern	4	6
279	A	Texas Southern	4	5

RPI	S	Opponent	Score	
272	H	South Dakota St.	3	3
279	A	Texas Southern	4	6
279	A	Texas Southern	4	5
279	A	Texas Southern	1	2
279	H	Texas Southern	3	6
279	H	Texas Southern	3	9
279	H	Texas Southern	10	9

Ark.-Pine Bluff

A
r
k
.
-
P
i
n
e
B
l
u
f
f

A
r
k
.
-
P
i
n
e
B
l
u
f
f

Average RPI Win:	264	WON-LOST RECORD	WINNING PCT. RANK	LAST 15 GAMES	STRENGTH OF SCHEDULE	OPP. STRENGTH OF SCHEDULE	TEAM RPI	ADJ RPI	CONF. RPI	ADJ CONF. RPI				
DIV. I ONLY		12-34-0	.26087 282	3-12-0	275	289	290	.37812 290	28	28				
DIV. I NON-CONF.		7-15-0	.31818 244	0-4-0	265	297	279	.401 279	29	29				
<hr/>														
TOTALS	RPI 1-25	RPI 26-50		W-L RECORDS	RPI 51-100		RPI 101-150		RPI 150+					
12-34-0	0-0-0	0-0-0		OVERALL	0-0-0		0-6-0		12-28-0					
5-11-0	0-0-0	0-0-0		HOME	0-0-0		0-1-0		5-10-0					
6-15-0	0-0-0	0-0-0		AWAY	0-0-0		0-1-0		6-14-0					
1-8-0	0-0-0	0-0-0		NEUTRAL	0-0-0		0-4-0		1-4-0					
<hr/>														
7-15-0	0-0-0	0-0-0		NON-CONFERENCE	0-0-0		0-6-0		7-9-0					
1-3-0	0-0-0	0-0-0		HOME	0-0-0		0-1-0		1-2-0					
5-4-0	0-0-0	0-0-		AWAY	0-0-0		0-1-0		5-3-0					
1-8-0	0-0-0	0-0-0		NEUTRAL	0-0-0		0-4-0		1-4-0					
<hr/>														
5-19-0	0-0-0	0-0-0		CONFERENCE	0-0-0		0-0-0		5-19-0					
4-8-0	0-0-0	0-0-0		HOME	0-0-0		0-0-0		4-8-0					
1-11-0	0-0-0	0-0-0		AWAY	0-0-0		0-0-0		1-11-0					
0-0-0	0-0-0	0-0-0		NEUTRAL	0-0-0		0-0-0		0-0-0					
<hr/>														
RPI S	Opponent	Score	RPI S	Opponent	Score	RPI S	Opponent	Score	RPI S	Opponent	Score			
						103 H George Mason					2	5		
						136 A Penn St.					3	5		
						150 N Saint Louis					1	12		
						150 N Saint Louis					5	10		
						150 N Saint Louis					11	13		
						150 N Saint Louis					1	2		
						155 H Bryant					6	13		
						155 H Bryant					3	11		
						155 H Bryant					2	4		
						155 H Bryant					2	3		
						167 A Monmouth					3	4		
						167 A Monmouth					0	2		
						167 A Monmouth					4	5		
						167 A Monmouth					1	2		
						178 A Towson					5	10		
						223 A James Madison					9	6		
						226 A Georgetown					3	5		
						226 H Georgetown					10	9		
						233 N Bowling Green					4	12		
						243 N St. Bonaventure					0	5		
						243 N St. Bonaventure					14	3		
						243 N St. Bonaventure					4	20		
						243 N St. Bonaventure					3	5		
						247 H Bucknell					3	7		
						249 A Sacred Heart					3	7		
249 A Sacred Heart					0	2								
249 A Sacred Heart					2	4								
<hr/>														
			LAST 15 GAMES											
			284 A UMBC			10	15	285 A Quinnipiac			7	6		
			136 A Penn St.			3	5	285 A Quinnipiac			4	5		
			167 A Monmouth			1	2	285 A Quinnipiac			2	7		
			167 A Monmouth			4	5					249 A Sacred Heart	0	2
			167 A Monmouth			0	2					249 A Sacred Heart	2	4

Non-Div. I Games:

Mt. St. Mary's

167	A	Monmouth	3	4
178	A	Towson	5	10

RPI	S	Opponent	Score	
249	A	Sacred Heart	5	10
252	A	Navy	10	6
254	H	Wagner	9	3
254	H	Wagner	6	9
254	H	Wagner	7	8
254	H	Wagner	6	4
273	H	LIU Brooklyn	9	5
273	H	LIU Brooklyn	5	1
273	H	LIU Brooklyn	3	11
273	H	LIU Brooklyn	2	3
284	A	UMBC	10	15
284	H	UMBC	3	7
285	A	Quinnipiac	7	6
285	A	Quinnipiac	2	7
285	A	Quinnipiac	3	17
285	A	Quinnipiac	4	5
294	A	Md.-East. Shore	6	3
294	A	Md.-East. Shore	6	0
294	A	Md.-East. Shore	11	6

Mt. St. Mary's

M
t
.
S
t
.
M
a
r
y
.
s

M
t
.
S
t
.
M
a
r
y
.
s

Average RPI Win: 264		WON-LOST	WINNING	LAST 15	STRENGTH OF		OPP. STRENGTH	TEAM	ADJ	CONF.	ADJ CONF.
Average RPI Loss: 179		RECORD	PCT. RANK	GAMES	SCHEDULE		OF SCHEDULE	RPI	RPI	RPI	RPI
DIV. I ONLY		11-28-0	.28205	278	5-7-0		289	253	291	.36836	291
DIV. I NON-CONF.		1-14-0	.06667	292	1-1-0		241	13	292	.36487	293
TOTALS		RPI 1-25	RPI 26-50		W-L RECORDS		RPI 51-100		RPI 101-150		RPI 150+
11-28-0	0-0-0	0-2-0		OVERALL		0-6-0		1-1-0		10-19-0	
6-7-0	0-0-0	0-0-0		HOME		0-0-0		0-0-0		6-7-0	
5-17-0	0-0-0	0-2-0		AWAY		0-6-0		1-1-0		4-8-0	
0-4-0	0-0-0	0-0-0		NEUTRAL		0-0-0		0-0-0		0-4-0	
1-14-0	0-0-0	0-2-0		NON-CONFERENCE		0-6-0		1-1-0		0-5-0	
0-1-0	0-0-0	0-0-0		HOME		0-0-0		0-0-0		0-1-0	
1-9-0	0-0-0	0-0-		AWAY		0-6-0		1-1-0		0-0-0	
0-4-0	0-0-0	0-0-0		NEUTRAL		0-0-0		0-0-0		0-4-0	
10-14-0	0-0-0	0-0-0		CONFERENCE		0-0-0		0-0-0		10-14-0	
6-6-0	0-0-0	0-0-0		HOME		0-0-0		0-0-0		6-6-0	
4-8-0	0-0-0	0-0-0		AWAY		0-0-0		0-0-0		4-8-0	
0-0-0	0-0-0	0-0-0		NEUTRAL		0-0-0		0-0-0		0-0-0	
RPI S	Opponent	Score		RPI S	Opponent	Score		RPI S	Opponent	Score	
31 A	Mississippi St.	1	5	57 A	Illinois	6	15	135 A	Alabama	0	8
31 A	Mississippi St.	5	13	57 A	Illinois	4	12	135 A	Alabama	8	3
				57 A	Illinois	1	7	164 N	Kansas	2	9
				96 A	Tennessee	2	5	164 N	Kansas	1	14
				96 A	Tennessee	4	8	175 H	Central Ark.	7	12
				98 A	Southern Miss.	1	5	179 N	Eastern Ill.	2	11
								211 A	Jackson St.	1	5
								211 A	Jackson St.	1	3
								211 A	Jackson St.	2	4
								211 H	Jackson St.	2	4
								211 H	Jackson St.	3	2
								211 H	Jackson St.	8	10
								253 A	Alabama St.	2	12
								253 A	Alabama St.	2	4
								253 A	Alabama St.	4	5
								253 H	Alabama St.	2	9
								253 H	Alabama St.	2	7
								253 H	Alabama St.	4	3
								265 A	Alcorn St.	6	9
								265 A	Alcorn St.	10	9
								265 A	Alcorn St.	5	6
								265 H	Alcorn St.	9	4
								265 H	Alcorn St.	4	5
								265 H	Alcorn St.	7	12
								287 N	Florida A&M	2	5
								296 A	Alabama A&M	7	1
								296 A	Alabama A&M	7	6
Non-Div. I Games:		West Fla.	2	4	Delta St.	2	11	West Fla.	3	5	Tougaloo
		West Fla.	1	4	Delta St.	2	0	Tougaloo	5	1	Mississippi Val.

Mississippi Val.

296	H	Alabama A&M	5	0
135	A	Alabama	8	3

Through Games Of Sunday, April 29

RPI	S	Opponent	Score	
296	A	Alabama A&M	8	6
296	H	Alabama A&M	10	5
296	H	Alabama A&M	4	3
296	H	Alabama A&M	5	0

Mississippi Val.

M
i
s
s
i
s
s
i
p
p
i
V
a
l
.

M
i
s
s
i
s
s
i
p
p
i
V
a
l
.

Average RPI Win:	243	WON-LOST RECORD	WINNING PCT. RANK	LAST 15 GAMES	STRENGTH OF SCHEDULE	OPP. STRENGTH OF SCHEDULE	TEAM RPI	ADJ RPI	CONF. RPI	ADJ CONF. RPI		
DIV. I ONLY		7-33-0	.175	290	3-12-0	270	277	292	.36383	292	25	25
DIV. I NON-CONF.		2-17-0	.10526	287	0-3-0	262	296	294	.35154	294	24	24
<hr/>												
TOTALS	RPI 1-25	RPI 26-50		W-L RECORDS		RPI 51-100		RPI 101-150		RPI 150+		
7-33-0	0-1-0	0-0-0		OVERALL		0-0-0		0-4-0		7-28-0		
6-8-0	0-0-0	0-0-0		HOME		0-0-0		0-0-0		6-8-0		
1-17-0	0-1-0	0-0-0		AWAY		0-0-0		0-4-0		1-12-0		
0-8-0	0-0-0	0-0-0		NEUTRAL		0-0-0		0-0-0		0-8-0		
2-17-0	0-1-0	0-0-0		NON-CONFERENCE		0-0-0		0-1-0		2-15-0		
1-1-0	0-0-0	0-0-0		HOME		0-0-0		0-0-0		1-1-0		
1-8-0	0-1-0	0-0-		AWAY		0-0-0		0-1-0		1-6-0		
0-8-0	0-0-0	0-0-0		NEUTRAL		0-0-0		0-0-0		0-8-0		
5-16-0	0-0-0	0-0-0		CONFERENCE		0-0-0		0-3-0		5-13-0		
5-7-0	0-0-0	0-0-0		HOME		0-0-0		0-0-0		5-7-0		
0-9-0	0-0-0	0-0-0		AWAY		0-0-0		0-3-0		0-6-0		
0-0-0	0-0-0	0-0-0		NEUTRAL		0-0-0		0-0-0		0-0-0		
RPI	S	Opponent	Score	RPI	S	Opponent	Score	RPI	S	Opponent	Score	
14	A	North Carolina St.	3 14					110	A	Wright St.	4 32	
								110	A	Wright St.	2 18	
								110	A	Wright St.	2 8	
								132	A	Kent St.	4 14	
								152	A	Austin Peay	2 8	
								156	H	Valparaiso	4 5	
								156	H	Valparaiso	0 10	
								156	H	Valparaiso	4 7	
								167	N	Monmouth	2 14	
								204	A	Pittsburgh	1 9	
								215	N	Iowa	15 16	
								221	N	Canisius	3 14	
								224	A	Ill.-Chicago	5 6	
								224	A	Ill.-Chicago	0 8	
								224	A	Ill.-Chicago	3 4	
								224	H	Ill.-Chicago	9 7	
								224	H	Ill.-Chicago	9 0	
								224	H	Ill.-Chicago	11 3	
								235	H	Ohio	3 8	
								248	A	Milwaukee	2 5	
								248	A	Milwaukee	1 8	
								248	A	Milwaukee	2 3	
								248	H	Milwaukee	2 7	
								248	H	Milwaukee	4 3	
								248	H	Milwaukee	4 5	
								255	H	Butler	5 7	
								255	H	Butler	5 18	
<hr/>												
LAST 15 GAMES												

Non-Div. I Games: Notre Dame (OH) 3 12

Youngstown St.

248	A	Milwaukee	2	3
235	H	Ohio	3	8

RPI	S	Opponent	Score	
255	H	Butler	9	3
257	N	Fairfield	1	11
257	N	Fairfield	4	10
261	A	VMI	10	2
261	A	VMI	3	11
261	A	VMI	4	9
267	A	Akron	2	5
267	H	Akron	8	4
267	N	Akron	6	7
273	N	LIU Brooklyn	3	10
273	N	LIU Brooklyn	6	7
283	A	Norfolk St.	4	10

Y
o
u
n
g
s
t
o
w
n
s
t
.

Y
o
u
n
g
s
t
o
w
n
s
t
.

Average RPI Win:	248	WON-LOST RECORD	WINNING PCT. RANK	LAST 15 GAMES	STRENGTH OF SCHEDULE	OPP. STRENGTH OF SCHEDULE	TEAM RPI	ADJ RPI	CONF. RPI	ADJ CONF. RPI					
DIV. I ONLY		4-33-0	.10811 296	2-13-0	268	293	294	.34254 293	30	30					
DIV. I NON-CONF.		2-19-0	.09524 289	0-3-0	182	269	290	.37827 291	30	30					
<hr/>															
TOTALS	RPI 1-25	RPI 26-50		W-L RECORDS	RPI 51-100		RPI 101-150		RPI 150+						
4-33-0	0-0-0	0-0-0		OVERALL	0-2-0		0-4-0		4-27-0						
3-11-0	0-0-0	0-0-0		HOME	0-0-0		0-0-0		3-11-0						
1-22-0	0-0-0	0-0-0		AWAY	0-2-0		0-4-0		1-16-0						
0-0-0	0-0-0	0-0-0		NEUTRAL	0-0-0		0-0-0		0-0-0						
<hr/>															
2-19-0	0-0-0	0-0-0		NON-CONFERENCE	0-2-0		0-4-0		2-13-0						
1-5-0	0-0-0	0-0-0		HOME	0-0-0		0-0-0		1-5-0						
1-14-0	0-0-0	0-0-		AWAY	0-2-0		0-4-0		1-8-0						
0-0-0	0-0-0	0-0-0		NEUTRAL	0-0-0		0-0-0		0-0-0						
<hr/>															
2-14-0	0-0-0	0-0-0		CONFERENCE	0-0-0		0-0-0		2-14-0						
2-6-0	0-0-0	0-0-0		HOME	0-0-0		0-0-0		2-6-0						
0-8-0	0-0-0	0-0-0		AWAY	0-0-0		0-0-0		0-8-0						
0-0-0	0-0-0	0-0-0		NEUTRAL	0-0-0		0-0-0		0-0-0						
<hr/>															
RPI S	Opponent	Score	RPI S	Opponent	Score	RPI S	Opponent	Score	RPI S	Opponent	Score				
						69 A	St. John's (NY)	6	16	119 A	Stony Brook	1	10		
						95 A	Seton Hall	7	16	119 A	Stony Brook	0	6		
										120 A	Hofstra	6	19		
										120 A	Hofstra	1	24		
										156 A	Villanova	3	14		
										158 A	William & Mary	0	10		
										158 A	William & Mary	0	7		
										158 A	William & Mary	1	9		
										158 A	William & Mary	2	19		
										194 A	Manhattan	5	8		
										214 A	Fairleigh Dickinson	6	3		
										222 H	Siena	2	7		
										225 A	Tex.-Pan American	1	4		
										225 A	Tex.-Pan American	4	5		
										225 A	Tex.-Pan American	3	13		
										225 A	Tex.-Pan American	1	11		
										237 A	La Salle	6	7		
										239 H	Houston Baptist	1	2		
										239 H	Houston Baptist	10	3		
										239 H	Houston Baptist	4	6		
										239 H	Houston Baptist	1	2		
						LAST 15 GAMES						245 H	Albany (NY)	4	6
												245 H	Albany (NY)	4	16
												245 H	Albany (NY)	7	6
												245 H	Albany (NY)	5	6
256 A	Temple	1	17												
263 H	Iona	14	16												
239 H	Houston Baptist	1	2	295 H	Chicago St.	15	14	245 H	Albany (NY)	4	16				
239 H	Houston Baptist	10	3	295 H	Chicago St.	4	5	245 H	Albany (NY)	7	6				
239 H	Houston Baptist	1	2	95 A	Seton Hall	7	16	245 H	Albany (NY)	5	6				
239 H	Houston Baptist	4	6					256 A	Temple	1	17				
120 A	Hofstra	6	19					263 H	Iona	14	16				

Non-Div. I Games:

NYIT

295 H Chicago St.	9	20
295 H Chicago St.	4	15

RPI	S	Opponent	Score	
277	A	Northern Colo.	0	10
277	A	Northern Colo.	2	15
277	A	Northern Colo.	8	14
277	A	Northern Colo.	1	13
295	H	Chicago St.	9	20
295	H	Chicago St.	4	15
295	H	Chicago St.	4	5
295	H	Chicago St.	15	14

NYIT

NYIT

NYIT

Average RPI Win: 286		WON-LOST	WINNING	LAST 15	STRENGTH OF		OPP. STRENGTH	TEAM	ADJ	CONF.	ADJ CONF.				
Average RPI Loss: 225		RECORD	PCT. RANK	GAMES	SCHEDULE		OF SCHEDULE	RPI	RPI	RPI	RPI				
DIV. I ONLY		9-33-0	.21429	287	4-11-0		287	297	293	.34113	294	32	32		
DIV. I NON-CONF.		0-23-0	0	297	0-6-0		246	294	296	.32289	296	32	32		
TOTALS		RPI 1-25	RPI 26-50		W-L RECORDS		RPI 51-100		RPI 101-150		RPI 150+				
9-33-0		0-0-0	0-0-0		OVERALL		0-1-0		0-4-0		9-28-0				
5-14-0		0-0-0	0-0-0		HOME		0-0-0		0-4-0		5-10-0				
4-17-0		0-0-0	0-0-0		AWAY		0-0-0		0-0-0		4-17-0				
0-2-0		0-0-0	0-0-0		NEUTRAL		0-1-0		0-0-0		0-1-0				
0-23-0		0-0-0	0-0-0		NON-CONFERENCE		0-1-0		0-4-0		0-18-0				
0-10-0		0-0-0	0-0-0		HOME		0-0-0		0-4-0		0-6-0				
0-11-0		0-0-0	0-0-		AWAY		0-0-0		0-0-0		0-11-0				
0-2-0		0-0-0	0-0-0		NEUTRAL		0-1-0		0-0-0		0-1-0				
9-10-0		0-0-0	0-0-0		CONFERENCE		0-0-0		0-0-0		9-10-0				
5-4-0		0-0-0	0-0-0		HOME		0-0-0		0-0-0		5-4-0				
4-6-0		0-0-0	0-0-0		AWAY		0-0-0		0-0-0		4-6-0				
0-0-0		0-0-0	0-0-0		NEUTRAL		0-0-0		0-0-0		0-0-0				
RPI	S	Opponent	Score	RPI	S	Opponent	Score	RPI	S	Opponent	Score	RPI	S	Opponent	Score
									</						

Non-Div. I Games:

Md.-East. Shore

252	H	Navy	0	10
283	H	Norfolk St.	5	9

RPI	S	Opponent	Score	
283	A	Norfolk St.	2	5
283	H	Norfolk St.	10	11
283	H	Norfolk St.	5	9
283	H	Norfolk St.	11	4
290	H	Mt. St. Mary's	6	11
290	H	Mt. St. Mary's	3	6
290	H	Mt. St. Mary's	0	6
296	A	Alabama A&M	2	7
297	A	Coppin St.	8	3
297	A	Coppin St.	6	4
297	A	Coppin St.	18	1
297	H	Coppin St.	6	5
297	H	Coppin St.	7	6
297	H	Coppin St.	10	4

Md.-East. Shore

M
d
.
-
E
a
s
t
.
S
h
o
r
e

M
d
.
-
E
a
s
t
.
S
h
o
r
e

Average RPI Win:	270	WON-LOST	WINNING	LAST 15	STRENGTH OF	OPP. STRENGTH	TEAM	ADJ	CONF.	ADJ CONF.					
Average RPI Loss:	224	RECORD	PCT. RANK	GAMES	SCHEDULE	OF SCHEDULE	RPI	RPI	RPI	RPI					
DIV. I ONLY		6-30-0	.16667	291	6-8-0	292	290	295	.34031	295	30	30			
DIV. I NON-CONF.		1-19-0	.05	294	1-1-0	297	292	297	.2901	297	30	30			
<hr/>															
TOTALS	RPI 1-25	RPI 26-50		W-L RECORDS		RPI 51-100		RPI 101-150		RPI 150+					
6-30-0	0-0-0	0-0-0		OVERALL		0-4-0		0-0-0		6-26-0					
3-6-0	0-0-0	0-0-0		HOME		0-4-0		0-0-0		3-2-0					
3-17-0	0-0-0	0-0-0		AWAY		0-0-0		0-0-0		3-17-0					
0-7-0	0-0-0	0-0-0		NEUTRAL		0-0-0		0-0-0		0-7-0					
<hr/>															
1-19-0	0-0-0	0-0-0		NON-CONFERENCE		0-0-0		0-0-0		1-19-0					
1-0-0	0-0-0	0-0-0		HOME		0-0-0		0-0-0		1-0-0					
0-12-0	0-0-0	0-0-		AWAY		0-0-0		0-0-0		0-12-0					
0-7-0	0-0-0	0-0-0		NEUTRAL		0-0-0		0-0-0		0-7-0					
<hr/>															
5-11-0	0-0-0	0-0-0		CONFERENCE		0-4-0		0-0-0		5-7-0					
2-6-0	0-0-0	0-0-0		HOME		0-4-0		0-0-0		2-2-0					
3-5-0	0-0-0	0-0-0		AWAY		0-0-0		0-0-0		3-5-0					
0-0-0	0-0-0	0-0-0		NEUTRAL		0-0-0		0-0-0		0-0-0					
<hr/>															
RPI	S	Opponent	Score	RPI	S	Opponent	Score	RPI	S	Opponent	Score	RPI	S	Opponent	Score
						78	H Utah Valley	4		21	156	N Villanova	3		20
						78	H Utah Valley	8		15	162	N North Dakota St.	1		2
						78	H Utah Valley	2		13	225	H Tex.-Pan American	5		9
						78	H Utah Valley	10		16	225	H Tex.-Pan American	3		5
											225	H Tex.-Pan American	4		1
											225	H Tex.-Pan American	3		0
											230	N Michigan	8		17
											231	A Cincinnati	2		9
											231	A Cincinnati	0		6
											231	A Cincinnati	4		20
											231	A Cincinnati	3		4
											239	A Houston Baptist	1		5
											239	A Houston Baptist	1		11
											239	A Houston Baptist	4		8
											239	A Houston Baptist	9		14
											241	A Northwestern	7		12
											241	N Northwestern	6		14
											257	N Fairfield	4		7
											267	N Akron	5		14
											269	N Neb. Omaha	4		8
											278	A Southern Utah	2		9
											278	A Southern Utah	7		8
											278	A Southern Utah	6		7
											279	A Texas Southern	7		8
											279	A Texas Southern	4		9
											279	A Texas Southern	4		19
											279	A Texas Southern	3		5
<hr/>															
LAST 15 GAMES															
						225	H Tex.-Pan American	5		9	293	A NYIT	14		15
						225	H Tex.-Pan American	3		0	293	A NYIT	5		4
						225	H Tex.-Pan American	4		1	78	H Utah Valley	8		15
						225	H Tex.-Pan American	3		5					
						241	A Northwestern	7		12					

Non-Div. I Games: Calumet Col. 14 2

Chicago St.

Chicago St.

293	A	NYIT	20	9
293	A	NYIT	15	4

Through Games Of Sunday, April 29

RPI	S	Opponent	Score	
288	H	IPFW	3	2
293	A	NYIT	20	9
293	A	NYIT	15	4
293	A	NYIT	14	15
293	A	NYIT	5	4

Chicago St.

C
h
i
c
a
g
o
s
t
.

C
h
i
c
a
g
o
s
t
.

Average RPI Win:	276	WON-LOST RECORD	WINNING PCT. RANK	LAST 15 GAMES	STRENGTH OF SCHEDULE	OPP. STRENGTH OF SCHEDULE	TEAM RPI	ADJ RPI	CONF. RPI	ADJ CONF. RPI		
Average RPI Loss:	208											
DIV. I ONLY		6-39-0	.13333	295	2-12-0	291	292	296	.32467	296	31	31
DIV. I NON-CONF.		5-18-0	.21739	277	2-5-0	215	286	280	.39336	282	31	31
<hr/>												
TOTALS	RPI 1-25	RPI 26-50		W-L RECORDS		RPI 51-100		RPI 101-150		RPI 150+		
6-39-0	0-0-0	0-1-0		OVERALL		0-9-0		0-0-0		6-29-0		
6-20-0	0-0-0	0-0-0		HOME		0-3-0		0-0-0		6-17-0		
0-19-0	0-0-0	0-1-0		AWAY		0-6-0		0-0-0		0-12-0		
0-0-0	0-0-0	0-0-0		NEUTRAL		0-0-0		0-0-0		0-0-0		
<hr/>												
5-18-0	0-0-0	0-1-0		NON-CONFERENCE		0-9-0		0-0-0		5-8-0		
5-8-0	0-0-0	0-0-0		HOME		0-3-0		0-0-0		5-5-0		
0-10-0	0-0-0	0-0-		AWAY		0-6-0		0-0-0		0-3-0		
0-0-0	0-0-0	0-0-0		NEUTRAL		0-0-0		0-0-0		0-0-0		
<hr/>												
1-21-0	0-0-0	0-0-0		CONFERENCE		0-0-0		0-0-0		1-21-0		
1-12-0	0-0-0	0-0-0		HOME		0-0-0		0-0-0		1-12-0		
0-9-0	0-0-0	0-0-0		AWAY		0-0-0		0-0-0		0-9-0		
0-0-0	0-0-0	0-0-0		NEUTRAL		0-0-0		0-0-0		0-0-0		
<hr/>												
RPI S	Opponent	Score	RPI S	Opponent	Score	RPI S	Opponent	Score	RPI S	Opponent	Score	
			46 A	Auburn	1 7	61 H	Indiana St.	0 7	152 A	Austin Peay	4 19	
						61 H	Indiana St.	0 12	152 H	Austin Peay	1 7	
						70 A	Samford	0 19	160 A	Troy	1 9	
						70 H	Samford	3 7	211 H	Jackson St.	1 3	
						89 A	Texas Tech	5 25	211 H	Jackson St.	11 10	
						89 A	Texas Tech	1 21	211 H	Jackson St.	0 14	
						100 A	Oklahoma St.	0 5	227 A	Tennessee Tech	1 13	
						100 A	Oklahoma St.	0 2	253 A	Alabama St.	2 14	
						100 A	Oklahoma St.	2 13	253 A	Alabama St.	2 9	
									253 A	Alabama St.	3 7	
									253 H	Alabama St.	0 7	
									253 H	Alabama St.	8 12	
									253 H	Alabama St.	2 12	
									253 H	Alabama St.	0 7	
									259 H	Western Ill.	2 11	
									265 A	Alcorn St.	3 6	
									265 A	Alcorn St.	1 14	
									265 A	Alcorn St.	7 9	
									265 H	Alcorn St.	2 8	
									265 H	Alcorn St.	6 7	
									265 H	Alcorn St.	0 9	
			LAST 15 GAMES						286 H	Savannah St.	7 4	
			265 H	Alcorn St.	6 7	46 A	Auburn	1 7	286 H	Savannah St.	5 12	
			265 H	Alcorn St.	2 8	286 H	Savannah St.	7 4	286 H	Savannah St.	4 0	
			265 H	Alcorn St.	0 9	286 H	Savannah St.	5 12	286 H	Savannah St.	2 5	
			160 A	Troy	1 9				288 H	IPFW	3 2	
			291 A	Mississippi Val.	5 10				288 H	IPFW	2 11	
<hr/>												
Non-Div. I Games:	Tuskegee	8 0	Ala.-Huntsville		0 15	Tuskegee		8 7	Alabama A&M			

291 A Mississippi Val.	3	4
291 A Mississippi Val.	0	5

RPI	S	Opponent	Score	
288	H	IPFW	8	5
291	A	Mississippi Val.	0	5
291	A	Mississippi Val.	3	4
291	A	Mississippi Val.	5	10
291	H	Mississippi Val.	6	7
291	H	Mississippi Val.	6	8
291	H	Mississippi Val.	1	7
294	H	Md.-East. Shore	7	2

Alabama A&M

A
l
a
b
a
m
a
A
&
M

A
l
a
b
a
m
a
A
&
M

Average RPI Win:	103	WON-LOST RECORD	WINNING PCT. RANK	LAST 15 GAMES	STRENGTH OF SCHEDULE	OPP. STRENGTH OF SCHEDULE	TEAM RPI	ADJ RPI	CONF. RPI	ADJ CONF. RPI	
Average RPI Loss:	238										
DIV. I ONLY	1-41-0	.02381	297	1-14-0	286	296	297	.28873	297	32	32
DIV. I NON-CONF.	1-22-0	.04348	296	1-3-0	256	285	295	.32706	295	32	32
<hr/>											
TOTALS	RPI 1-25	RPI 26-50		W-L RECORDS	RPI 51-100		RPI 101-150		RPI 150+		
1-41-0	0-0-0	0-0-0		OVERALL	0-3-0		1-4-0		0-34-0		
1-18-0	0-0-0	0-0-0		HOME	0-0-0		1-0-0		0-18-0		
0-21-0	0-0-0	0-0-0		AWAY	0-3-0		0-4-0		0-14-0		
0-2-0	0-0-0	0-0-0		NEUTRAL	0-0-0		0-0-0		0-2-0		
1-22-0	0-0-0	0-0-0		NON-CONFERENCE	0-3-0		1-4-0		0-15-0		
1-10-0	0-0-0	0-0-0		HOME	0-0-0		1-0-0		0-10-0		
0-10-0	0-0-0	0-0-		AWAY	0-3-0		0-4-0		0-3-0		
0-2-0	0-0-0	0-0-0		NEUTRAL	0-0-0		0-0-0		0-2-0		
0-19-0	0-0-0	0-0-0		CONFERENCE	0-0-0		0-0-0		0-19-0		
0-8-0	0-0-0	0-0-0		HOME	0-0-0		0-0-0		0-8-0		
0-11-0	0-0-0	0-0-0		AWAY	0-0-0		0-0-0		0-11-0		
0-0-0	0-0-0	0-0-0		NEUTRAL	0-0-0		0-0-0		0-0-0		
RPI	S	Opponent	Score	RPI	S	Opponent	Score	RPI	S	Opponent	Score

Non-Div. I Games:

Coppin St.

Coppin St.

283 A Norfolk St.	6	8
283 A Norfolk St.	5	12

Through Games Of Sunday, April 29

RPI	S	Opponent	Score
283	H	Norfolk St.	3 10
284	H	UMBC	8 17
284	H	UMBC	4 12
284	H	UMBC	3 12
286	A	Savannah St.	3 4
286	A	Savannah St.	0 10
294	A	Md.-East. Shore	5 6
294	A	Md.-East. Shore	6 7
294	A	Md.-East. Shore	4 10
294	H	Md.-East. Shore	3 8
294	H	Md.-East. Shore	4 6
294	H	Md.-East. Shore	1 18

Coppin St.

C
o
p
p
i
n
s
t
.

C
o
p
p
i
n
s
t
.