

| Average RPI Win: | 112 | WON-LOST RECORD | WINNING PCT. RANK | LAST 15 GAMES | STRENGTH OF SCHEDULE | OPP. STRENGTH OF SCHEDULE | TEAM RPI | ADJ RPI | CONF. RPI | ADJ CONF. RPI | | |
|------------------|-------------|-----------------|-------------------|----------------|----------------------|---------------------------|----------------|-------------|-----------|-------------------|-------|---|
| DIV. I ONLY | | 37-8-0 | .82222 | 3 | 11-4-0 | 36 | 32 | 1 | .61572 | 1 | 3 | 3 |
| DIV. I NON-CONF. | | 19-2-0 | .90476 | 3 | 4-0-0 | 93 | 94 | 3 | .61025 | 3 | 4 | 4 |
| <hr/> | | | | | | | | | | | | |
| TOTALS | RPI 1-25 | RPI 26-50 | | W-L RECORDS | | RPI 51-100 | | RPI 101-150 | | RPI 150+ | | |
| 37-8-0 | 4-3-0 | 5-2-0 | | OVERALL | | 10-2-0 | | 6-1-0 | | 12-0-0 | | |
| 24-3-0 | 0-0-0 | 5-2-0 | | HOME | | 4-1-0 | | 4-0-0 | | 11-0-0 | | |
| 12-4-0 | 4-2-0 | 0-0-0 | | AWAY | | 5-1-0 | | 2-1-0 | | 1-0-0 | | |
| 1-1-0 | 0-1-0 | 0-0-0 | | NEUTRAL | | 1-0-0 | | 0-0-0 | | 0-0-0 | | |
| 19-2-0 | 0-1-0 | 1-0-0 | | NON-CONFERENCE | | 8-1-0 | | 1-0-0 | | 9-0-0 | | |
| 14-1-0 | 0-0-0 | 1-0-0 | | HOME | | 4-1-0 | | 1-0-0 | | 8-0-0 | | |
| 4-0-0 | 0-0-0 | 0-0- | | AWAY | | 3-0-0 | | 0-0-0 | | 1-0-0 | | |
| 1-1-0 | 0-1-0 | 0-0-0 | | NEUTRAL | | 1-0-0 | | 0-0-0 | | 0-0-0 | | |
| 18-6-0 | 4-2-0 | 4-2-0 | | CONFERENCE | | 2-1-0 | | 5-1-0 | | 3-0-0 | | |
| 10-2-0 | 0-0-0 | 4-2-0 | | HOME | | 0-0-0 | | 3-0-0 | | 3-0-0 | | |
| 8-4-0 | 4-2-0 | 0-0-0 | | AWAY | | 2-1-0 | | 2-1-0 | | 0-0-0 | | |
| 0-0-0 | 0-0-0 | 0-0-0 | | NEUTRAL | | 0-0-0 | | 0-0-0 | | 0-0-0 | | |
| RPI S | Opponent | Score | RPI S | Opponent | Score | RPI S | Opponent | Score | RPI S | Opponent | Score | |
| 5 A | Florida St. | 0 7 | 29 H | Old Dominion | 7 1 | 53 A | VCU | 5 4 | 110 A | Pittsburgh | 3 0 | |
| 5 A | Florida St. | 5 3 | 42 H | North Carolina | 3 1 | 61 A | Duke | 2 3 | 110 A | Pittsburgh | 4 0 | |
| 5 A | Florida St. | 4 3 | 42 H | North Carolina | 3 2 | 61 A | Duke | 3 2 | 110 A | Pittsburgh | 1 2 | |
| 16 N | Kentucky | 3 8 | 42 H | North Carolina | 2 4 | 61 A | Duke | 2 1 | 125 H | Towson | 5 3 | |
| 18 A | Miami (FL) | 8 3 | 46 H | Clemson | 1 7 | 63 H | East Carolina | 4 0 | 137 H | Virginia Tech | 9 2 | |
| 18 A | Miami (FL) | 1 7 | 46 H | Clemson | 3 2 | 63 H | East Carolina | 3 2 | 137 H | Virginia Tech | 2 1 | |
| 18 A | Miami (FL) | 5 3 | 46 H | Clemson | 1 0 | 63 H | East Carolina | 6 2 | 137 H | Virginia Tech | 7 4 | |
| | | | | | | 71 A | William & Mary | 17 2 | 151 H | Boston College | 3 2 | |
| | | | | | | 71 H | William & Mary | 11 2 | 151 H | Boston College | 8 1 | |
| | | | | | | 87 A | UNC Wilmington | 7 2 | 151 H | Boston College | 2 1 | |
| | | | | | | 95 H | VMI | 2 3 | 176 A | James Madison | 9 3 | |
| | | | | | | 95 N | VMI | 12 0 | 176 H | James Madison | 13 2 | |
| | | | | | | | | | 196 H | Richmond | 13 0 | |
| | | | | | | | | | 228 H | Monmouth | 6 2 | |
| | | | | | | | | | 228 H | Monmouth | 6 3 | |
| | | | | | | | | | 228 H | Monmouth | 5 3 | |
| | | | | | | | | | 229 H | Longwood | 8 1 | |
| | | | | | | | | | 234 H | Princeton | 14 4 | |
| | | | | | | | | | 287 H | George Washington | 10 0 | |
| | | | LAST 15 GAMES | | | | | | | | | |
| | | | 5 A | Florida St. | 4 3 | 42 H | North Carolina | 3 2 | | | | |
| | | | 5 A | Florida St. | 0 7 | 71 H | William & Mary | 11 2 | | | | |
| | | | 5 A | Florida St. | 5 3 | 46 H | Clemson | 1 0 | | | | |
| | | | 196 H | Richmond | 13 0 | | | | | | | |
| | | | 53 A | VCU | 5 4 | | | | | | | |

Non-Div. I Games:

Virginia

| | | |
|---------------------|---|---|
| 42 H North Carolina | 2 | 4 |
| 42 H North Carolina | 3 | 1 |

V
i
r
g
i
n
i
a

V
i
r
g
i
n
i
a

| Average RPI Win: | 91 | WON-LOST RECORD | | | WINNING PCT. RANK | | | LAST 15 GAMES | | | STRENGTH OF SCHEDULE | OPP. STRENGTH OF SCHEDULE | TEAM RPI | | | ADJ RPI | | | CONF. RPI | | | ADJ CONF. RPI | |
|------------------|----|-----------------|----|-----------|-------------------|----------------|---|---------------|----|-------------|----------------------|---------------------------|----------|--------------|---|---------|---|--------------|-----------|----------|---|---------------|--|
| DIV. I ONLY | | 28-12-0 | .7 | 31 | 13-2-0 | | | 12 | 44 | 2 | .60867 | 2 | 10 | 10 | | | | | | | | | |
| DIV. I NON-CONF. | | 15-10-0 | .6 | 88 | 5-1-0 | | | 15 | 6 | 16 | .58546 | 16 | 8 | 8 | | | | | | | | | |
| <hr/> | | | | | | | | | | | | | | | | | | | | | | | |
| TOTALS | | RPI 1-25 | | RPI 26-50 | | W-L RECORDS | | RPI 51-100 | | RPI 101-150 | | RPI 150+ | | | | | | | | | | | |
| 28-12-0 | | 6-5-0 | | 0-0-0 | | OVERALL | | 14-3-0 | | 5-2-0 | | 3-2-0 | | | | | | | | | | | |
| 13-2-0 | | 3-0-0 | | 0-0-0 | | HOME | | 5-0-0 | | 3-1-0 | | 2-1-0 | | | | | | | | | | | |
| 13-8-0 | | 2-4-0 | | 0-0-0 | | AWAY | | 9-3-0 | | 2-1-0 | | 0-0-0 | | | | | | | | | | | |
| 2-2-0 | | 1-1-0 | | 0-0-0 | | NEUTRAL | | 0-0-0 | | 0-0-0 | | 1-1-0 | | | | | | | | | | | |
| 15-10-0 | | 6-5-0 | | 0-0-0 | | NON-CONFERENCE | | 3-2-0 | | 3-1-0 | | 3-2-0 | | | | | | | | | | | |
| 8-1-0 | | 3-0-0 | | 0-0-0 | | HOME | | 2-0-0 | | 1-0-0 | | 2-1-0 | | | | | | | | | | | |
| 5-7-0 | | 2-4-0 | | 0-0- | | AWAY | | 1-2-0 | | 2-1-0 | | 0-0-0 | | | | | | | | | | | |
| 2-2-0 | | 1-1-0 | | 0-0-0 | | NEUTRAL | | 0-0-0 | | 0-0-0 | | 1-1-0 | | | | | | | | | | | |
| 13-2-0 | | 0-0-0 | | 0-0-0 | | CONFERENCE | | 11-1-0 | | 2-1-0 | | 0-0-0 | | | | | | | | | | | |
| 5-1-0 | | 0-0-0 | | 0-0-0 | | HOME | | 3-0-0 | | 2-1-0 | | 0-0-0 | | | | | | | | | | | |
| 8-1-0 | | 0-0-0 | | 0-0-0 | | AWAY | | 8-1-0 | | 0-0-0 | | 0-0-0 | | | | | | | | | | | |
| 0-0-0 | | 0-0-0 | | 0-0-0 | | NEUTRAL | | 0-0-0 | | 0-0-0 | | 0-0-0 | | | | | | | | | | | |
| RPI | S | Opponent | | Score | | RPI | S | Opponent | | Score | | RPI | S | Opponent | | Score | | RPI | S | Opponent | | Score | |
| 10 | N | Oregon St. | | 1 | 8 | | | | | 55 | A | Long Beach St. | | 3 | 4 | 104 | H | Xavier | | 2 | 1 | | |
| 11 | A | Texas Tech | | 5 | 10 | | | | | 55 | A | Long Beach St. | | 2 | 1 | 133 | H | Michigan | | 5 | 3 | | |
| 11 | A | Texas Tech | | 2 | 6 | | | | | 55 | A | Long Beach St. | | 1 | 2 | 133 | H | Michigan | | 5 | 1 | | |
| 11 | A | Texas Tech | | 0 | 7 | | | | | 65 | H | Ball St. | | 10 | 1 | 133 | H | Michigan | | 3 | 4 | | |
| 11 | A | Texas Tech | | 1 | 0 | | | | | 82 | A | Ohio St. | | 6 | 4 | 149 | A | Jacksonville | | 9 | 2 | | |
| 16 | H | Kentucky | | 7 | 2 | | | | | 82 | A | Ohio St. | | 8 | 2 | 149 | A | Jacksonville | | 3 | 4 | | |
| 19 | A | Indiana St. | | 8 | 12 | | | | | 82 | A | Ohio St. | | 7 | 1 | 149 | A | Jacksonville | | 7 | 6 | | |
| 19 | H | Indiana St. | | 8 | 4 | | | | | 83 | A | Illinois | | 1 | 2 | 167 | N | Utah | | 4 | 5 | | |
| 23 | A | Louisville | | 6 | 2 | | | | | 83 | A | Illinois | | 11 | 3 | 183 | H | Morehead St. | | 13 | 1 | | |
| 23 | H | Louisville | | 9 | 3 | | | | | 83 | A | Illinois | | 9 | 3 | 183 | H | Morehead St. | | 11 | 3 | | |
| 24 | N | Washington | | 8 | 2 | | | | | 88 | H | Western Ky. | | 1 | 0 | 183 | H | Morehead St. | | 7 | 8 | | |
| | | | | | | | | | | 94 | A | Iowa | | 5 | 3 | 186 | N | Toledo | | 8 | 3 | | |
| | | | | | | | | | | 94 | A | Iowa | | 14 | 3 | | | | | | | | |
| | | | | | | | | | | 94 | A | Iowa | | 6 | 3 | | | | | | | | |
| | | | | | | | | | | 99 | H | Michigan St. | | 7 | 0 | | | | | | | | |
| | | | | | | | | | | 99 | H | Michigan St. | | 2 | 1 | | | | | | | | |
| | | | | | | | | | | 99 | H | Michigan St. | | 4 | 1 | | | | | | | | |
| LAST 15 GAMES | | | | | | | | | | | | | | | | | | | | | | | |
| | | | | | | 83 | A | Illinois | | 11 | 3 | 88 | H | Western Ky. | | 1 | 0 | | | | | | |
| | | | | | | 83 | A | Illinois | | 1 | 2 | 183 | H | Morehead St. | | 7 | 8 | | | | | | |
| | | | | | | 83 | A | Illinois | | 9 | 3 | 183 | H | Morehead St. | | 11 | 3 | | | | | | |
| | | | | | | 65 | H | Ball St. | | 10 | 1 | | | | | | | | | | | | |
| | | | | | | 99 | H | Michigan St. | | 4 | 1 | | | | | | | | | | | | |

Non-Div. I Games:

Indiana

| | | |
|-------------------|---|---|
| 99 H Michigan St. | 2 | 1 |
| 99 H Michigan St. | 7 | 0 |

I
n
d
i
a
n
a

I
n
d
i
a
n
a

| Average RPI Win: 58 | | WON-LOST | WINNING | LAST 15 | STRENGTH OF | | OPP. STRENGTH | TEAM | ADJ | CONF. | ADJ CONF. |
|----------------------|----------------|----------|---------------|--------------|----------------|-------|----------------|-------|-------------|---------------|-----------|
| Average RPI Loss: 68 | | RECORD | PCT. RANK | GAMES | SCHEDULE | | OF SCHEDULE | RPI | RPI | RPI | RPI |
| DIV. I ONLY | | 30-15-0 | .66667 | 40 | 2 | | 2 | 3 | .60322 | 3 | 1 |
| DIV. I NON-CONF. | | 15-9-0 | .625 | 71 | 5 | | 25 | 25 | .57447 | 25 | 1 |
| TOTALS | | RPI 1-25 | RPI 26-50 | | W-L RECORDS | | RPI 51-100 | | RPI 101-150 | | RPI 150+ |
| 30-15-0 | | 10-5-0 | 5-3-0 | | OVERALL | | 6-3-0 | | 8-3-0 | | 1-1-0 |
| 21-8-0 | | 4-0-0 | 4-1-0 | | HOME | | 5-3-0 | | 7-3-0 | | 1-1-0 |
| 7-7-0 | | 5-5-0 | 1-2-0 | | AWAY | | 0-0-0 | | 1-0-0 | | 0-0-0 |
| 2-0-0 | | 1-0-0 | 0-0-0 | | NEUTRAL | | 1-0-0 | | 0-0-0 | | 0-0-0 |
| 15-9-0 | | 4-2-0 | 4-1-0 | | NON-CONFERENCE | | 1-2-0 | | 5-3-0 | | 1-1-0 |
| 10-7-0 | | 1-0-0 | 4-1-0 | | HOME | | 0-2-0 | | 4-3-0 | | 1-1-0 |
| 3-2-0 | | 2-2-0 | 0-0-0 | | AWAY | | 0-0-0 | | 1-0-0 | | 0-0-0 |
| 2-0-0 | | 1-0-0 | 0-0-0 | | NEUTRAL | | 1-0-0 | | 0-0-0 | | 0-0-0 |
| 15-6-0 | | 6-3-0 | 1-2-0 | | CONFERENCE | | 5-1-0 | | 3-0-0 | | 0-0-0 |
| 11-1-0 | | 3-0-0 | 0-0-0 | | HOME | | 5-1-0 | | 3-0-0 | | 0-0-0 |
| 4-5-0 | | 3-3-0 | 1-2-0 | | AWAY | | 0-0-0 | | 0-0-0 | | 0-0-0 |
| 0-0-0 | | 0-0-0 | 0-0-0 | | NEUTRAL | | 0-0-0 | | 0-0-0 | | 0-0-0 |
| RPI S | Opponent | Score | RPI S | Opponent | Score | RPI S | Opponent | Score | RPI S | Opponent | Score |
| 5 A | Florida St. | 8 0 | 32 H | Illinois St. | 13 5 | 59 H | Arkansas | 1 0 | 105 A | FGCU | 7 1 |
| 5 H | Florida St. | 3 1 | 37 H | Maryland | 4 0 | 59 H | Arkansas | 3 9 | 105 H | FGCU | 4 0 |
| 5 N | Florida St. | 4 1 | 37 H | Maryland | 7 9 | 59 H | Arkansas | 2 1 | 105 H | FGCU | 1 2 |
| 6 A | South Carolina | 6 5 | 37 H | Maryland | 8 5 | 62 H | Georgia | 8 1 | 108 H | Missouri | 6 5 |
| 6 A | South Carolina | 1 4 | 38 A | Texas A&M | 3 4 | 62 H | Georgia | 10 3 | 108 H | Missouri | 5 0 |
| 6 A | South Carolina | 4 3 | 38 A | Texas A&M | 5 3 | 62 H | Georgia | 3 2 | 108 H | Missouri | 7 1 |
| 15 H | LSU | 6 2 | 38 A | Texas A&M | 4 5 | 67 N | Southern Miss. | 4 2 | 119 H | UConn | 6 5 |
| 15 H | LSU | 2 1 | 45 H | UCF | 5 1 | 83 H | Illinois | 1 5 | 119 H | UConn | 1 0 |
| 15 H | LSU | 11 7 | | | | 83 H | Illinois | 0 6 | 119 H | UConn | 2 1 |
| 16 A | Kentucky | 11 10 | | | | | | | 134 H | Fla. Atlantic | 4 5 |
| 16 A | Kentucky | 8 9 | | | | | | | 149 H | Jacksonville | 1 3 |
| 16 A | Kentucky | 1 17 | | | | | | | 182 H | North Florida | 8 7 |
| 18 A | Miami (FL) | 6 4 | | | | | | | 216 H | Florida A&M | 3 4 |
| 18 A | Miami (FL) | 2 5 | | | | | | | | | |
| 18 A | Miami (FL) | 4 6 | | | | | | | | | |
| | | | LAST 15 GAMES | | | | | | | | |
| | | | 108 H | Missouri | 6 5 | 62 H | Georgia | 8 1 | | | |
| | | | 108 H | Missouri | 5 0 | 105 A | FGCU | 7 1 | | | |
| | | | 108 H | Missouri | 7 1 | 6 A | South Carolina | 6 5 | | | |
| | | | 216 H | Florida A&M | 3 4 | | | | | | |
| | | | 149 H | Jacksonville | 1 3 | | | | | | |

Non-Div. I Games:

Florida

| | | | | |
|----|---|---------|----|---|
| 62 | H | Georgia | 10 | 3 |
| 62 | H | Georgia | 3 | 2 |

F
l
o
r
i
d
a

F
l
o
r
i
d
a

| Average RPI Win: 111 | | WON-LOST | WINNING | LAST 15 | STRENGTH OF | | OPP. STRENGTH | TEAM | ADJ | CONF. | ADJ CONF. |
|----------------------|----------------|----------|---------------|-----------------|----------------|-------|-----------------|-------|-------------|------------------|-----------|
| Average RPI Loss: 41 | | RECORD | PCT. RANK | GAMES | SCHEDULE | | OF SCHEDULE | RPI | RPI | RPI | RPI |
| DIV. I ONLY | | 33-12-0 | .73333 | 15 | 26 | | 5 | 4 | .60203 | 4 | 1 |
| DIV. I NON-CONF. | | 20-3-0 | .86957 | 7 | 168 | | 42 | 15 | .58573 | 15 | 1 |
| TOTALS | | RPI 1-25 | RPI 26-50 | | W-L RECORDS | | RPI 51-100 | | RPI 101-150 | | RPI 150+ |
| 33-12-0 | | 5-7-0 | 8-2-0 | | OVERALL | | 2-2-0 | | 5-0-0 | | 13-1-0 |
| 21-4-0 | | 1-2-0 | 6-0-0 | | HOME | | 1-1-0 | | 3-0-0 | | 10-1-0 |
| 12-6-0 | | 4-5-0 | 2-1-0 | | AWAY | | 1-0-0 | | 2-0-0 | | 3-0-0 |
| 0-2-0 | | 0-0-0 | 0-1-0 | | NEUTRAL | | 0-1-0 | | 0-0-0 | | 0-0-0 |
| 20-3-0 | | 0-0-0 | 3-0-0 | | NON-CONFERENCE | | 2-2-0 | | 2-0-0 | | 13-1-0 |
| 14-2-0 | | 0-0-0 | 3-0-0 | | HOME | | 1-1-0 | | 0-0-0 | | 10-1-0 |
| 6-0-0 | | 0-0-0 | 0-0-0 | | AWAY | | 1-0-0 | | 2-0-0 | | 3-0-0 |
| 0-1-0 | | 0-0-0 | 0-0-0 | | NEUTRAL | | 0-1-0 | | 0-0-0 | | 0-0-0 |
| 13-9-0 | | 5-7-0 | 5-2-0 | | CONFERENCE | | 0-0-0 | | 3-0-0 | | 0-0-0 |
| 7-2-0 | | 1-2-0 | 3-0-0 | | HOME | | 0-0-0 | | 3-0-0 | | 0-0-0 |
| 6-6-0 | | 4-5-0 | 2-1-0 | | AWAY | | 0-0-0 | | 0-0-0 | | 0-0-0 |
| 0-1-0 | | 0-0-0 | 0-1-0 | | NEUTRAL | | 0-0-0 | | 0-0-0 | | 0-0-0 |
| RPI S | Opponent | Score | RPI S | Opponent | Score | RPI S | Opponent | Score | RPI S | Opponent | Score |
| 6 A | South Carolina | 4 5 | 41 A | Mississippi St. | 12 2 | 60 H | Arkansas St. | 4 3 | 108 H | Missouri | 4 3 |
| 6 A | South Carolina | 6 4 | 41 A | Mississippi St. | 5 6 | 67 N | Southern Miss. | 3 5 | 108 H | Missouri | 7 1 |
| 6 A | South Carolina | 1 3 | 41 A | Mississippi St. | 6 1 | 79 A | Memphis | 9 1 | 108 H | Missouri | 8 3 |
| 15 H | LSU | 5 1 | 41 N | Mississippi St. | 3 8 | 79 H | Memphis | 1 4 | 129 A | Southeastern La. | 8 3 |
| 15 H | LSU | 0 2 | 45 H | UCF | 9 2 | | | | 129 A | Southeastern La. | 2 1 |
| 15 H | LSU | 3 4 | 45 H | UCF | 4 3 | | | | 156 H | La.-Monroe | 4 3 |
| 16 A | Kentucky | 9 6 | 45 H | UCF | 5 4 | | | | 156 H | La.-Monroe | 5 4 |
| 16 A | Kentucky | 12 4 | 47 H | Auburn | 5 1 | | | | 158 H | UALR | 2 1 |
| 16 A | Kentucky | 18 5 | 47 H | Auburn | 8 5 | | | | 158 H | UALR | 11 5 |
| 20 A | Alabama | 5 6 | 47 H | Auburn | 6 0 | | | | 158 H | UALR | 11 1 |
| 20 A | Alabama | 6 7 | | | | | | | 164 H | Georgia St. | 9 1 |
| 20 A | Alabama | 1 3 | | | | | | | 164 H | Georgia St. | 3 0 |
| | | | | | | | | | 164 H | Georgia St. | 4 6 |
| | | | | | | | | | 200 A | Stetson | 8 2 |
| | | | | | | | | | 200 A | Stetson | 7 0 |
| | | | | | | | | | 200 A | Stetson | 11 1 |
| | | | | | | | | | 244 H | Murray St. | 8 5 |
| | | | | | | | | | 278 H | Ark.-Pine Bluff | 11 1 |
| | | | | | | | | | 291 H | UT Martin | 6 0 |
| | | | LAST 15 GAMES | | | | | | | | |
| | | | 16 A | Kentucky | 9 6 | 41 A | Mississippi St. | 12 2 | | | |
| | | | 16 A | Kentucky | 18 5 | 41 A | Mississippi St. | 5 6 | | | |
| | | | 16 A | Kentucky | 12 4 | 41 A | Mississippi St. | 6 1 | | | |
| | | | 41 N | Mississippi St. | 3 8 | | | | | | |
| | | | 15 H | LSU | 0 2 | | | | | | |

Non-Div. I Games:

Ole Miss

| | | |
|----------|---|---|
| 15 H LSU | 5 | 1 |
| 15 H LSU | 3 | 4 |

O
l
e
M
i
s
s

O
l
e
M
i
s
s

| Average RPI Win: 115 | | WON-LOST | WINNING | LAST 15 | STRENGTH OF | | OPP. STRENGTH | TEAM | ADJ | CONF. | ADJ CONF. |
|----------------------|------------|----------|-----------|--------------|----------------|--------------|--------------------|-------|-------------|----------------|-----------|
| Average RPI Loss: 24 | | RECORD | PCT. RANK | GAMES | SCHEDULE | | OF SCHEDULE | RPI | RPI | RPI | RPI |
| DIV. I ONLY | | 33-11-0 | .75 | 11 | 32 | | 9 | 5 | .60161 | 5 | 3 |
| DIV. I NON-CONF. | | 14-3-0 | .82353 | 13 | 109 | | 13 | 9 | .59539 | 9 | 4 |
| TOTALS | | RPI 1-25 | RPI 26-50 | | W-L RECORDS | | RPI 51-100 | | RPI 101-150 | | RPI 150+ |
| 33-11-0 | | 3-6-0 | 7-4-0 | | OVERALL | | 7-1-0 | | 5-0-0 | | 11-0-0 |
| 20-5-0 | | 3-4-0 | 2-1-0 | | HOME | | 5-0-0 | | 2-0-0 | | 8-0-0 |
| 13-5-0 | | 0-1-0 | 5-3-0 | | AWAY | | 2-1-0 | | 3-0-0 | | 3-0-0 |
| 0-1-0 | | 0-1-0 | 0-0-0 | | NEUTRAL | | 0-0-0 | | 0-0-0 | | 0-0-0 |
| 14-3-0 | | 0-3-0 | 2-0-0 | | NON-CONFERENCE | | 2-0-0 | | 5-0-0 | | 5-0-0 |
| 9-1-0 | | 0-1-0 | 0-0-0 | | HOME | | 2-0-0 | | 2-0-0 | | 5-0-0 |
| 5-1-0 | | 0-1-0 | 2-0- | | AWAY | | 0-0-0 | | 3-0-0 | | 0-0-0 |
| 0-1-0 | | 0-1-0 | 0-0-0 | | NEUTRAL | | 0-0-0 | | 0-0-0 | | 0-0-0 |
| 19-8-0 | | 3-3-0 | 5-4-0 | | CONFERENCE | | 5-1-0 | | 0-0-0 | | 6-0-0 |
| 11-4-0 | | 3-3-0 | 2-1-0 | | HOME | | 3-0-0 | | 0-0-0 | | 3-0-0 |
| 8-4-0 | | 0-0-0 | 3-3-0 | | AWAY | | 2-1-0 | | 0-0-0 | | 3-0-0 |
| 0-0-0 | | 0-0-0 | 0-0-0 | | NEUTRAL | | 0-0-0 | | 0-0-0 | | 0-0-0 |
| RPI S | Opponent | Score | RPI S | Opponent | Score | RPI S | Opponent | Score | RPI S | Opponent | Score |
| 1 H | Virginia | 7 0 | 33 A | Georgia Tech | 4 12 | 62 H | Georgia | 8 3 | 105 H | FGCU | 8 3 |
| 1 H | Virginia | 3 5 | 33 A | Georgia Tech | 3 5 | 62 H | Georgia | 10 4 | 142 A | South Fla. | 5 1 |
| 1 H | Virginia | 3 4 | 33 A | Georgia Tech | 5 4 | 68 H | North Carolina St. | 6 1 | 142 A | South Fla. | 4 1 |
| 3 A | Florida | 1 3 | 37 H | Maryland | 7 0 | 68 H | North Carolina St. | 8 2 | 149 A | Jacksonville | 12 6 |
| 3 H | Florida | 0 8 | 37 H | Maryland | 15 3 | 68 H | North Carolina St. | 9 8 | 149 H | Jacksonville | 6 1 |
| 3 N | Florida | 1 4 | 37 H | Maryland | 1 5 | 81 A | Wake Forest | 7 1 | 151 A | Boston College | 10 1 |
| 18 H | Miami (FL) | 10 2 | 45 A | UCF | 11 10 | 81 A | Wake Forest | 4 3 | 151 A | Boston College | 6 0 |
| 18 H | Miami (FL) | 1 3 | 45 A | UCF | 18 1 | 81 A | Wake Forest | 2 5 | 151 A | Boston College | 11 7 |
| 18 H | Miami (FL) | 13 6 | 46 A | Clemson | 4 3 | | | | 200 H | Stetson | 4 0 |
| | | | 46 A | Clemson | 11 1 | | | | 200 H | Stetson | 13 3 |
| | | | 46 A | Clemson | 3 9 | | | | 203 H | Notre Dame | 8 7 |
| | | | | | | | | | 203 H | Notre Dame | 11 2 |
| | | | | | | | | | 203 H | Notre Dame | 4 3 |
| | | | | | | | | | 277 H | Niagara | 13 2 |
| | | | | | | | | | 277 H | Niagara | 4 1 |
| | | | | | | | | | 277 H | Niagara | 13 0 |
| LAST 15 GAMES | | | | | | | | | | | |
| | 1 H | Virginia | 3 4 | | 81 A | Wake Forest | 7 1 | | | | |
| | 1 H | Virginia | 7 0 | | 149 H | Jacksonville | 6 1 | | | | |
| | 1 H | Virginia | 3 5 | | 33 A | Georgia Tech | 5 4 | | | | |
| | 200 H | Stetson | 13 3 | | | | | | | | |
| | 200 H | Stetson | 4 0 | | | | | | | | |

Non-Div. I Games:

Florida St.

| | | |
|------------------|---|---|
| 81 A Wake Forest | 2 | 5 |
| 81 A Wake Forest | 4 | 3 |

F
l
o
r
i
d
a
S
t
.

F
l
o
r
i
d
a
S
t
.

| Average RPI Win: | | 113 | WON-LOST RECORD | | WINNING PCT. RANK | | LAST 15 GAMES | | STRENGTH OF SCHEDULE | | OPP. STRENGTH OF SCHEDULE | | TEAM RPI | | ADJ RPI | | CONF. RPI | | ADJ CONF. RPI | | | | | |
|------------------|---|----------|-----------------|-----------|-------------------|----------------|---------------|-------------|----------------------|-------------|---------------------------|----------|----------|--------------------|---------|-------|-----------|--|---------------|--|---|--|---|--|
| DIV. I ONLY | | | 34-11-0 | | .75556 | | 9 | | 8-7-0 | | 19 | | 13 | | 6 | | .60025 | | 6 | | 1 | | 1 | |
| DIV. I NON-CONF. | | | 22-2-0 | | .91667 | | 1 | | 3-2-0 | | 151 | | 137 | | 8 | | .59876 | | 8 | | 1 | | 1 | |
| TOTALS | | RPI 1-25 | | RPI 26-50 | | W-L RECORDS | | RPI 51-100 | | RPI 101-150 | | RPI 150+ | | | | | | | | | | | | |
| 34-11-0 | | 6-6-0 | | 8-1-0 | | OVERALL | | 3-2-0 | | 3-0-0 | | 14-2-0 | | | | | | | | | | | | |
| 27-5-0 | | 5-4-0 | | 4-0-0 | | HOME | | 2-0-0 | | 3-0-0 | | 13-1-0 | | | | | | | | | | | | |
| 6-6-0 | | 1-2-0 | | 3-1-0 | | AWAY | | 1-2-0 | | 0-0-0 | | 1-1-0 | | | | | | | | | | | | |
| 1-0-0 | | 0-0-0 | | 1-0-0 | | NEUTRAL | | 0-0-0 | | 0-0-0 | | 0-0-0 | | | | | | | | | | | | |
| 22-2-0 | | 0-0-0 | | 3-0-0 | | NON-CONFERENCE | | 2-0-0 | | 3-0-0 | | 14-2-0 | | | | | | | | | | | | |
| 19-1-0 | | 0-0-0 | | 1-0-0 | | HOME | | 2-0-0 | | 3-0-0 | | 13-1-0 | | | | | | | | | | | | |
| 2-1-0 | | 0-0-0 | | 1-0- | | AWAY | | 0-0-0 | | 0-0-0 | | 1-1-0 | | | | | | | | | | | | |
| 1-0-0 | | 0-0-0 | | 1-0-0 | | NEUTRAL | | 0-0-0 | | 0-0-0 | | 0-0-0 | | | | | | | | | | | | |
| 12-9-0 | | 6-6-0 | | 5-1-0 | | CONFERENCE | | 1-2-0 | | 0-0-0 | | 0-0-0 | | | | | | | | | | | | |
| 8-4-0 | | 5-4-0 | | 3-0-0 | | HOME | | 0-0-0 | | 0-0-0 | | 0-0-0 | | | | | | | | | | | | |
| 4-5-0 | | 1-2-0 | | 2-1-0 | | AWAY | | 1-2-0 | | 0-0-0 | | 0-0-0 | | | | | | | | | | | | |
| 0-0-0 | | 0-0-0 | | 0-0-0 | | NEUTRAL | | 0-0-0 | | 0-0-0 | | 0-0-0 | | | | | | | | | | | | |
| RPI | S | Opponent | | Score | | RPI | S | Opponent | | Score | | RPI | S | Opponent | | Score | | | | | | | | |
| 3 | H | Florida | | 3 4 | | 28 | H | Tennessee | | 9 6 | | 59 | A | Arkansas | | 1 4 | | | | | | | | |
| 3 | H | Florida | | 4 1 | | 28 | H | Tennessee | | 8 0 | | 59 | A | Arkansas | | 0 7 | | | | | | | | |
| 3 | H | Florida | | 5 6 | | 28 | H | Tennessee | | 3 2 | | 59 | A | Arkansas | | 2 1 | | | | | | | | |
| 4 | H | Ole Miss | | 3 1 | | 46 | A | Clemson | | 5 3 | | 73 | H | Col. of Charleston | | 4 2 | | | | | | | | |
| 4 | H | Ole Miss | | 4 6 | | 46 | H | Clemson | | 9 6 | | 91 | H | Davidson | | 8 0 | | | | | | | | |
| 4 | H | Ole Miss | | 5 4 | | 46 | N | Clemson | | 10 2 | | | | | | | | | | | | | | |
| 16 | A | Kentucky | | 1 2 | | 47 | A | Auburn | | 2 4 | | | | | | | | | | | | | | |
| 16 | A | Kentucky | | 5 13 | | 47 | A | Auburn | | 4 3 | | | | | | | | | | | | | | |
| 16 | A | Kentucky | | 8 3 | | 47 | A | Auburn | | 3 2 | | | | | | | | | | | | | | |
| 20 | H | Alabama | | 9 3 | | | | | | | | | | | | | | | | | | | | |
| 20 | H | Alabama | | 1 2 | | | | | | | | | | | | | | | | | | | | |
| 20 | H | Alabama | | 9 3 | | | | | | | | | | | | | | | | | | | | |
| | | | | | | LAST 15 GAMES | | | | | | | | | | | | | | | | | | |
| | | | | | | 20 | H | Alabama | | 9 3 | | 47 | A | Auburn | | 2 4 | | | | | | | | |
| | | | | | | 20 | H | Alabama | | 1 2 | | 179 | A | Citadel | | 8 10 | | | | | | | | |
| | | | | | | 20 | H | Alabama | | 9 3 | | 231 | H | Charleston So. | | 1 4 | | | | | | | | |
| | | | | | | 254 | H | USC Upstate | | 6 1 | | | | | | | | | | | | | | |
| | | | | | | 91 | H | Davidson | | 8 0 | | | | | | | | | | | | | | |

Non-Div. I Games:

South Carolina

| | | | | |
|----|---|--------|---|---|
| 47 | A | Auburn | 4 | 3 |
| 47 | A | Auburn | 3 | 2 |

S
o
u
t
h
C
a
r
o
l
l
i
n
a

S
o
u
t
h
C
a
r
o
l
l
i
n
a

| Average RPI Win: | 94 | WON-LOST RECORD | WINNING PCT. RANK | LAST 15 GAMES | STRENGTH OF SCHEDULE | OPP. STRENGTH OF SCHEDULE | TEAM RPI | ADJ RPI | CONF. RPI | ADJ CONF. RPI | | |
|------------------|------------|-----------------|-------------------|-----------------|----------------------|---------------------------|----------------|-------------|-----------|--------------------|-------|----|
| DIV. I ONLY | | 31-15-0 | .67391 | 38 | 10-5-0 | 6 | 16 | 7 | .5969 | 7 | 9 | 9 |
| DIV. I NON-CONF. | | 13-9-0 | .59091 | 94 | 1-2-0 | 10 | 2 | 23 | .57793 | 23 | 10 | 10 |
| <hr/> | | | | | | | | | | | | |
| TOTALS | RPI 1-25 | RPI 26-50 | | W-L RECORDS | | RPI 51-100 | | RPI 101-150 | | RPI 150+ | | |
| 31-15-0 | 3-5-0 | 5-4-0 | | OVERALL | | 11-3-0 | | 5-2-0 | | 7-1-0 | | |
| 16-7-0 | 1-2-0 | 2-3-0 | | HOME | | 5-2-0 | | 4-0-0 | | 4-0-0 | | |
| 14-6-0 | 1-1-0 | 3-1-0 | | AWAY | | 6-1-0 | | 1-2-0 | | 3-1-0 | | |
| 1-2-0 | 1-2-0 | 0-0-0 | | NEUTRAL | | 0-0-0 | | 0-0-0 | | 0-0-0 | | |
| 13-9-0 | 3-5-0 | 3-3-0 | | NON-CONFERENCE | | 2-0-0 | | 1-0-0 | | 4-1-0 | | |
| 7-4-0 | 1-2-0 | 0-2-0 | | HOME | | 1-0-0 | | 1-0-0 | | 4-0-0 | | |
| 5-3-0 | 1-1-0 | 3-0- | | AWAY | | 1-0-0 | | 0-0-0 | | 0-1-0 | | |
| 1-2-0 | 1-2-0 | 0-0-0 | | NEUTRAL | | 0-0-0 | | 0-0-0 | | 0-0-0 | | |
| 18-6-0 | 0-0-0 | 2-1-0 | | CONFERENCE | | 9-3-0 | | 4-2-0 | | 3-0-0 | | |
| 9-3-0 | 0-0-0 | 2-1-0 | | HOME | | 4-2-0 | | 3-0-0 | | 0-0-0 | | |
| 9-3-0 | 0-0-0 | 0-0-0 | | AWAY | | 5-1-0 | | 1-2-0 | | 3-0-0 | | |
| 0-0-0 | 0-0-0 | 0-0-0 | | NEUTRAL | | 0-0-0 | | 0-0-0 | | 0-0-0 | | |
| RPI S | Opponent | Score | RPI S | Opponent | Score | RPI S | Opponent | Score | RPI S | Opponent | Score | |
| 9 A | Houston | 2 6 | 29 H | Old Dominion | 3 2 | 63 H | East Carolina | 8 0 | 103 A | Middle Tenn. | 2 3 | |
| 9 H | Houston | 0 3 | 29 H | Old Dominion | 4 1 | 63 H | East Carolina | 1 2 | 103 A | Middle Tenn. | 5 8 | |
| 11 N | Texas Tech | 1 2 | 29 H | Old Dominion | 1 2 | 63 H | East Carolina | 2 3 | 103 A | Middle Tenn. | 8 0 | |
| 13 H | TCU | 5 0 | 34 A | Stanford | 10 3 | 66 A | FIU | 3 2 | 132 H | A&M-Corpus Christi | 12 10 | |
| 13 N | TCU | 1 0 | 34 A | Stanford | 5 1 | 66 A | FIU | 10 2 | 134 H | Fla. Atlantic | 2 0 | |
| 14 A | Texas | 7 2 | 34 A | Stanford | 3 12 | 66 A | FIU | 11 7 | 134 H | Fla. Atlantic | 3 2 | |
| 14 H | Texas | 2 5 | 38 H | Texas A&M | 5 6 | 67 A | Southern Miss. | 5 0 | 134 H | Fla. Atlantic | 14 1 | |
| 14 N | Texas | 0 2 | 44 A | Sam Houston St. | 8 5 | 67 A | Southern Miss. | 6 8 | 156 A | Lamar | 1 10 | |
| | | | 44 H | Sam Houston St. | 1 3 | 67 A | Southern Miss. | 3 2 | 156 H | Lamar | 3 2 | |
| | | | | | | 77 A | Texas St. | 14 1 | 172 A | Tulane | 11 7 | |
| | | | | | | 77 H | Texas St. | 4 3 | 172 A | Tulane | 2 1 | |
| | | | | | | 85 H | UAB | 5 3 | 172 A | Tulane | 4 3 | |
| | | | | | | 85 H | UAB | 5 3 | 197 H | Purdue | 3 1 | |
| | | | | | | 85 H | UAB | 2 0 | 197 H | Purdue | 9 1 | |
| | | | | | | | | | 197 H | Purdue | 23 3 | |
| <hr/> | | | | | | | | | | | | |
| LAST 15 GAMES | | | | | | | | | | | | |
| | | | 67 A | Southern Miss. | 6 8 | 156 A | Lamar | 1 10 | | | | |
| | | | 67 A | Southern Miss. | 3 2 | 172 A | Tulane | 11 7 | | | | |
| | | | 67 A | Southern Miss. | 5 0 | 172 A | Tulane | 2 1 | | | | |
| | | | 38 H | Texas A&M | 5 6 | | | | | | | |
| | | | 85 H | UAB | 5 3 | | | | | | | |

Non-Div. I Games:

Rice

| | | | | |
|----|---|-----|---|---|
| 85 | H | UAB | 5 | 3 |
| 85 | H | UAB | 2 | 0 |

R
i
c
e

R
i
c
e

| Average RPI Win: 105 | | WON-LOST | WINNING | LAST 15 | STRENGTH OF | | OPP. STRENGTH | TEAM | ADJ | CONF. | ADJ CONF. |
|----------------------|-------------|----------|---------------|-----------------|----------------|-------|----------------|-------|-------------|----------------|-----------|
| Average RPI Loss: 42 | | RECORD | PCT. RANK | GAMES | SCHEDULE | | OF SCHEDULE | RPI | RPI | RPI | RPI |
| DIV. I ONLY | | 33-12-0 | .73333 | 15 | 29 | | 11 | 8 | .59355 | 8 | 1 |
| DIV. I NON-CONF. | | 22-2-0 | .91667 | 1 | 115 | | 52 | 4 | .60658 | 4 | 1 |
| TOTALS | | RPI 1-25 | RPI 26-50 | | W-L RECORDS | | RPI 51-100 | | RPI 101-150 | | RPI 150+ |
| 33-12-0 | | 5-2-0 | 6-6-0 | | OVERALL | | 8-4-0 | | 3-0-0 | | 11-0-0 |
| 24-6-0 | | 5-2-0 | 4-2-0 | | HOME | | 3-2-0 | | 2-0-0 | | 10-0-0 |
| 8-6-0 | | 0-0-0 | 2-4-0 | | AWAY | | 4-2-0 | | 1-0-0 | | 1-0-0 |
| 1-0-0 | | 0-0-0 | 0-0-0 | | NEUTRAL | | 1-0-0 | | 0-0-0 | | 0-0-0 |
| 22-2-0 | | 1-0-0 | 3-0-0 | | NON-CONFERENCE | | 4-2-0 | | 3-0-0 | | 11-0-0 |
| 16-2-0 | | 1-0-0 | 3-0-0 | | HOME | | 0-2-0 | | 2-0-0 | | 10-0-0 |
| 5-0-0 | | 0-0-0 | 0-0- | | AWAY | | 3-0-0 | | 1-0-0 | | 1-0-0 |
| 1-0-0 | | 0-0-0 | 0-0-0 | | NEUTRAL | | 1-0-0 | | 0-0-0 | | 0-0-0 |
| 11-10-0 | | 4-2-0 | 3-6-0 | | CONFERENCE | | 4-2-0 | | 0-0-0 | | 0-0-0 |
| 8-4-0 | | 4-2-0 | 1-2-0 | | HOME | | 3-0-0 | | 0-0-0 | | 0-0-0 |
| 3-6-0 | | 0-0-0 | 2-4-0 | | AWAY | | 1-2-0 | | 0-0-0 | | 0-0-0 |
| 0-0-0 | | 0-0-0 | 0-0-0 | | NEUTRAL | | 0-0-0 | | 0-0-0 | | 0-0-0 |
| RPI S | Opponent | Score | RPI S | Opponent | Score | RPI S | Opponent | Score | RPI S | Opponent | Score |
| 15 H | LSU | 2 4 | 28 A | Tennessee | 0 7 | 51 H | Evansville | 3 8 | 103 A | Middle Tenn. | 4 3 |
| 15 H | LSU | 5 3 | 28 A | Tennessee | 6 4 | 55 A | Long Beach St. | 5 2 | 103 H | Middle Tenn. | 19 1 |
| 15 H | LSU | 9 3 | 28 A | Tennessee | 9 10 | 55 A | Long Beach St. | 6 0 | 131 H | Tennessee Tech | 4 0 |
| 16 H | Kentucky | 2 4 | 34 H | Stanford | 4 1 | 55 A | Long Beach St. | 6 2 | 159 H | Lipscomb | 5 1 |
| 16 H | Kentucky | 9 3 | 34 H | Stanford | 4 2 | 59 A | Arkansas | 2 6 | 165 H | Eastern Ill. | 11 2 |
| 16 H | Kentucky | 6 2 | 34 H | Stanford | 5 1 | 59 A | Arkansas | 1 3 | 195 H | Winthrop | 9 1 |
| 19 H | Indiana St. | 6 2 | 38 H | Texas A&M | 4 10 | 59 A | Arkansas | 2 1 | 195 H | Winthrop | 4 1 |
| | | | 38 H | Texas A&M | 8 5 | 62 H | Georgia | 11 0 | 195 H | Winthrop | 5 0 |
| | | | 38 H | Texas A&M | 2 8 | 62 H | Georgia | 12 9 | 205 A | Belmont | 8 4 |
| | | | 41 A | Mississippi St. | 3 6 | 62 H | Georgia | 6 1 | 205 H | Belmont | 2 1 |
| | | | 41 A | Mississippi St. | 2 17 | 79 N | Memphis | 2 1 | 247 H | Ill.-Chicago | 14 1 |
| | | | 41 A | Mississippi St. | 5 1 | 88 H | Western Ky. | 2 3 | 247 H | Ill.-Chicago | 2 0 |
| | | | | | | | | | 247 H | Ill.-Chicago | 12 1 |
| | | | | | | | | | 291 H | UT Martin | 5 0 |
| | | | LAST 15 GAMES | | | | | | | | |
| | | | 62 H | Georgia | 6 1 | 103 H | Middle Tenn. | 19 1 | | | |
| | | | 62 H | Georgia | 11 0 | 38 H | Texas A&M | 2 8 | | | |
| | | | 62 H | Georgia | 12 9 | 38 H | Texas A&M | 8 5 | | | |
| | | | 79 N | Memphis | 2 1 | | | | | | |
| | | | 59 A | Arkansas | 1 3 | | | | | | |

Non-Div. I Games:

Vanderbilt

| | | |
|---------------|---|---|
| 59 A Arkansas | 2 | 1 |
| 59 A Arkansas | 2 | 6 |

V
a
n
d
e
r
b
i
l
l
t

V
a
n
d
e
r
b
i
l
l
t

| Average RPI Win: | 106 | WON-LOST RECORD | WINNING PCT. RANK | LAST 15 GAMES | STRENGTH OF SCHEDULE | OPP. STRENGTH OF SCHEDULE | TEAM RPI | ADJ RPI | CONF. RPI | ADJ CONF. RPI | | |
|----------------------|------------|-----------------|-------------------|---------------------|----------------------|---------------------------|--------------------|-------------|-----------------|--------------------|-------|---|
| DIV. I ONLY | | 31-12-0 | .72093 | 21 | 8-7-0 | 11 | 60 | 9 | .59245 | 9 | 8 | 8 |
| DIV. I NON-CONF. | | 23-5-0 | .82143 | 14 | 2-1-0 | 4 | 49 | 1 | .63227 | 1 | 9 | 9 |
| <hr/> | | | | | | | | | | | | |
| TOTALS | RPI 1-25 | RPI 26-50 | | W-L RECORDS | | RPI 51-100 | | RPI 101-150 | | RPI 150+ | | |
| 31-12-0 | 3-5-0 | 3-2-0 | | OVERALL | | 8-2-0 | | 14-1-0 | | 3-2-0 | | |
| 21-7-0 | 1-3-0 | 0-1-0 | | HOME | | 6-1-0 | | 13-1-0 | | 1-1-0 | | |
| 9-3-0 | 1-0-0 | 3-1-0 | | AWAY | | 2-1-0 | | 1-0-0 | | 2-1-0 | | |
| 1-2-0 | 1-2-0 | 0-0-0 | | NEUTRAL | | 0-0-0 | | 0-0-0 | | 0-0-0 | | |
| 23-5-0 | 3-2-0 | 3-2-0 | | NON-CONFERENCE | | 4-0-0 | | 12-0-0 | | 1-1-0 | | |
| 17-2-0 | 1-0-0 | 0-1-0 | | HOME | | 4-0-0 | | 11-0-0 | | 1-1-0 | | |
| 5-1-0 | 1-0-0 | 3-0- | | AWAY | | 0-0-0 | | 1-0-0 | | 0-0-0 | | |
| 1-2-0 | 1-2-0 | 0-0-0 | | NEUTRAL | | 0-0-0 | | 0-0-0 | | 0-0-0 | | |
| 8-7-0 | 0-3-0 | 0-0-0 | | CONFERENCE | | 4-2-0 | | 2-1-0 | | 2-1-0 | | |
| 4-5-0 | 0-3-0 | 0-0-0 | | HOME | | 2-1-0 | | 2-1-0 | | 0-0-0 | | |
| 4-2-0 | 0-0-0 | 0-0-0 | | AWAY | | 2-1-0 | | 0-0-0 | | 2-1-0 | | |
| 0-0-0 | 0-0-0 | 0-0-0 | | NEUTRAL | | 0-0-0 | | 0-0-0 | | 0-0-0 | | |
| RPI S | Opponent | Score | RPI S | Opponent | Score | RPI S | Opponent | Score | RPI S | Opponent | Score | |
| 7 A | Rice | 3 0 | 38 A | Texas A&M | 10 8 | 73 H | Col. of Charleston | 3 2 | 106 A | UCLA | 4 3 | |
| 7 H | Rice | 6 2 | 39 A | Pepperdine | 0 3 | 73 H | Col. of Charleston | 7 1 | 113 H | Baylor | 7 2 | |
| 11 N | Texas Tech | 9 0 | 44 A | Sam Houston St. | 5 2 | 73 H | Col. of Charleston | 8 3 | 125 H | Towson | 7 6 | |
| 13 N | TCU | 1 2 | 44 H | Sam Houston St. | 4 5 | 77 H | Texas St. | 7 1 | 125 H | Towson | 20 3 | |
| 14 N | Texas | 2 3 | 48 A | Southern California | 6 1 | 79 H | Memphis | 6 2 | 125 H | Towson | 6 3 | |
| 23 H | Louisville | 2 4 | | | | 79 H | Memphis | 1 2 | 132 H | A&M-Corpus Christi | 10 0 | |
| 23 H | Louisville | 2 3 | | | | 79 H | Memphis | 6 3 | 133 H | Michigan | 4 3 | |
| 23 H | Louisville | 3 10 | | | | 90 A | Rutgers | 9 1 | 133 H | Michigan | 2 1 | |
| | | | | | | 90 A | Rutgers | 2 1 | 133 H | Michigan | 1 0 | |
| | | | | | | 90 A | Rutgers | 3 7 | 141 H | Nicholls St. | 3 2 | |
| | | | | | | | | | 141 H | Nicholls St. | 3 0 | |
| | | | | | | | | | 141 H | Nicholls St. | 4 0 | |
| | | | | | | | | | 142 H | South Fla. | 3 2 | |
| | | | | | | | | | 142 H | South Fla. | 3 4 | |
| | | | | | | | | | 142 H | South Fla. | 5 3 | |
| | | | | | | | | | 156 H | Lamar | 2 4 | |
| | | | | | | | | | 204 A | Cincinnati | 11 4 | |
| | | | | | | | | | 204 A | Cincinnati | 0 3 | |
| | | | | | | | | | 204 A | Cincinnati | 15 1 | |
| | | | | | | | | | 269 H | Texas Southern | 1 0 | |
| <hr/> | | | | | | | | | | | | |
| LAST 15 GAMES | | | | | | | | | | | | |
| 204 A Cincinnati | | | | | | 15 | 1 | 44 A | Sam Houston St. | 5 | 2 | |
| 204 A Cincinnati | | | | | | 0 | 3 | 23 H | Louisville | 3 | 10 | |
| 204 A Cincinnati | | | | | | 11 | 4 | 23 H | Louisville | 2 | 3 | |
| 44 H Sam Houston St. | | | | | | 4 | 5 | | | | | |
| 142 H South Fla. | | | | | | 5 | 3 | | | | | |

Non-Div. I Games:

Houston

| | | |
|------------------|---|---|
| 142 H South Fla. | 3 | 4 |
| 142 H South Fla. | 3 | 2 |

H
o
u
s
t
o
n

H
o
u
s
t
o
n

| Average RPI Win: | 115 | WON-LOST | WINNING | LAST 15 | STRENGTH OF | OPP. STRENGTH | TEAM | ADJ | CONF. | ADJ CONF. | | |
|-------------------|------------|-----------|-----------|----------------|-------------|---------------|----------------|-------------|--------|----------------|-------|---|
| Average RPI Loss: | 89 | RECORD | PCT. RANK | GAMES | SCHEDULE | OF SCHEDULE | RPI | RPI | RPI | RPI | | |
| DIV. I ONLY | | 31-8-0 | .79487 | 4 | 12-3-0 | 96 | 26 | 10 | .59198 | 10 | 4 | 4 |
| DIV. I NON-CONF. | | 16-4-0 | .8 | 19 | 2-1-0 | 110 | 63 | 20 | .58229 | 20 | 3 | 3 |
| <hr/> | | | | | | | | | | | | |
| TOTALS | RPI 1-25 | RPI 26-50 | | W-L RECORDS | | RPI 51-100 | | RPI 101-150 | | RPI 150+ | | |
| 31-8-0 | 5-0-0 | 5-3-0 | | OVERALL | | 4-2-0 | | 5-2-0 | | 12-1-0 | | |
| 16-3-0 | 3-0-0 | 4-2-0 | | HOME | | 4-1-0 | | 0-0-0 | | 5-0-0 | | |
| 9-3-0 | 0-0-0 | 0-0-0 | | AWAY | | 0-0-0 | | 3-2-0 | | 6-1-0 | | |
| 6-2-0 | 2-0-0 | 1-1-0 | | NEUTRAL | | 0-1-0 | | 2-0-0 | | 1-0-0 | | |
| 16-4-0 | 1-0-0 | 1-1-0 | | NON-CONFERENCE | | 4-2-0 | | 3-1-0 | | 7-0-0 | | |
| 9-1-0 | 0-0-0 | 0-0-0 | | HOME | | 4-1-0 | | 0-0-0 | | 5-0-0 | | |
| 2-1-0 | 0-0-0 | 0-0- | | AWAY | | 0-0-0 | | 1-1-0 | | 1-0-0 | | |
| 5-2-0 | 1-0-0 | 1-1-0 | | NEUTRAL | | 0-1-0 | | 2-0-0 | | 1-0-0 | | |
| 15-4-0 | 4-0-0 | 4-2-0 | | CONFERENCE | | 0-0-0 | | 2-1-0 | | 5-1-0 | | |
| 7-2-0 | 3-0-0 | 4-2-0 | | HOME | | 0-0-0 | | 0-0-0 | | 0-0-0 | | |
| 7-2-0 | 0-0-0 | 0-0-0 | | AWAY | | 0-0-0 | | 2-1-0 | | 5-1-0 | | |
| 1-0-0 | 1-0-0 | 0-0-0 | | NEUTRAL | | 0-0-0 | | 0-0-0 | | 0-0-0 | | |
| RPI S | Opponent | Score | RPI S | Opponent | Score | RPI S | Opponent | Score | RPI S | Opponent | Score | |
| 2 N | Indiana | 8 1 | 34 H | Stanford | 4 1 | 82 H | Ohio St. | 4 3 | 112 A | Washington St. | 1 4 | |
| 24 N | Washington | 3 2 | 34 H | Stanford | 2 1 | 86 H | Wright St. | 7 0 | 112 A | Washington St. | 8 1 | |
| 25 H | Oregon | 4 2 | 34 H | Stanford | 1 0 | 86 H | Wright St. | 2 6 | 112 A | Washington St. | 12 5 | |
| 25 H | Oregon | 7 1 | 35 H | Arizona St. | 3 7 | 86 H | Wright St. | 6 4 | 121 A | Sacramento St. | 8 1 | |
| 25 H | Oregon | 3 1 | 35 H | Arizona St. | 4 0 | 86 H | Wright St. | 13 2 | 121 A | Sacramento St. | 6 7 | |
| | | | 35 H | Arizona St. | 2 3 | 99 N | Michigan St. | 7 8 | 122 N | Pacific | 7 0 | |
| | | | 43 N | Nebraska | 15 7 | | | | 122 N | Pacific | 14 6 | |
| | | | 43 N | Nebraska | 2 9 | | | | 161 N | Gonzaga | 4 3 | |
| | | | | | | | | | 167 A | Utah | 6 1 | |
| | | | | | | | | | 167 A | Utah | 5 1 | |
| | | | | | | | | | 167 A | Utah | 8 0 | |
| | | | | | | | | | 178 A | Arizona | 2 11 | |
| | | | | | | | | | 178 A | Arizona | 11 2 | |
| | | | | | | | | | 178 A | Arizona | 11 0 | |
| | | | | | | | | | 208 H | Northern Ill. | 12 2 | |
| | | | | | | | | | 208 H | Northern Ill. | 6 0 | |
| | | | | | | | | | 208 H | Northern Ill. | 10 0 | |
| | | | | | | | | | 208 H | Northern Ill. | 2 0 | |
| | | | | | | | | | 254 A | Portland | 9 6 | |
| | | | | | | | | | 254 H | Portland | 5 0 | |
| <hr/> | | | | | | | | | | | | |
| LAST 15 GAMES | | | | | | | | | | | | |
| | | | 25 H | Oregon | 7 1 | 112 A | Washington St. | 1 4 | | | | |
| | | | 25 H | Oregon | 4 2 | 34 H | Stanford | 2 1 | | | | |
| | | | 25 H | Oregon | 3 1 | 34 H | Stanford | 1 0 | | | | |
| | | | 121 A | Sacramento St. | 8 1 | | | | | | | |
| | | | 121 A | Sacramento St. | 6 7 | | | | | | | |

Non-Div. I Games:

Oregon St.

| | | |
|----------------------|----|---|
| 112 A Washington St. | 8 | 1 |
| 112 A Washington St. | 12 | 5 |

O
r
e
g
o
n
s
t
.

O
r
e
g
o
n
s
t
.

| Average RPI Win: | | 131 | WON-LOST RECORD | | WINNING PCT. RANK | LAST 15 GAMES | STRENGTH OF SCHEDULE | | OPP. STRENGTH OF SCHEDULE | TEAM RPI | ADJ RPI | CONF. RPI | ADJ CONF. RPI | | | | |
|-------------------|---|----------|-----------------|-----------|-------------------|----------------|----------------------|-----------------|---------------------------|-------------|---------|-----------|---------------|----------------|---|-------|---|
| Average RPI Loss: | | 48 | | | | | | | | | | | | | | | |
| DIV. I ONLY | | | 35-13-0 | | .72917 | 19 | 12-3-0 | | 15 | 65 | 11 | .59074 | 11 | 2 | 2 | | |
| DIV. I NON-CONF. | | | 24-5-0 | | .82759 | 11 | 5-1-0 | | 72 | 140 | 12 | .59006 | 12 | 2 | 2 | | |
| TOTALS | | RPI 1-25 | | RPI 26-50 | | W-L RECORDS | | RPI 51-100 | | RPI 101-150 | | RPI 150+ | | | | | |
| 35-13-0 | | 7-6-0 | | 4-4-0 | | OVERALL | | 9-0-0 | | 2-2-0 | | 13-1-0 | | | | | |
| 28-4-0 | | 4-3-0 | | 2-0-0 | | HOME | | 9-0-0 | | 1-0-0 | | 12-1-0 | | | | | |
| 5-6-0 | | 2-1-0 | | 1-3-0 | | AWAY | | 0-0-0 | | 1-2-0 | | 1-0-0 | | | | | |
| 2-3-0 | | 1-2-0 | | 1-1-0 | | NEUTRAL | | 0-0-0 | | 0-0-0 | | 0-0-0 | | | | | |
| 24-5-0 | | 4-2-0 | | 3-2-0 | | NON-CONFERENCE | | 3-0-0 | | 1-0-0 | | 13-1-0 | | | | | |
| 21-2-0 | | 3-1-0 | | 2-0-0 | | HOME | | 3-0-0 | | 1-0-0 | | 12-1-0 | | | | | |
| 1-1-0 | | 0-0-0 | | 0-0- | | AWAY | | 0-0-0 | | 0-0-0 | | 1-0-0 | | | | | |
| 2-2-0 | | 1-1-0 | | 1-1-0 | | NEUTRAL | | 0-0-0 | | 0-0-0 | | 0-0-0 | | | | | |
| 11-8-0 | | 3-4-0 | | 1-2-0 | | CONFERENCE | | 6-0-0 | | 1-2-0 | | 0-0-0 | | | | | |
| 7-2-0 | | 1-2-0 | | 0-0-0 | | HOME | | 6-0-0 | | 0-0-0 | | 0-0-0 | | | | | |
| 4-5-0 | | 2-1-0 | | 1-2-0 | | AWAY | | 0-0-0 | | 1-2-0 | | 0-0-0 | | | | | |
| 0-1-0 | | 0-1-0 | | 0-0-0 | | NEUTRAL | | 0-0-0 | | 0-0-0 | | 0-0-0 | | | | | |
| RPI | S | Opponent | | Score | | RPI | S | Opponent | | Score | | RPI | S | Opponent | | Score | |
| 2 | H | Indiana | | 0 | 1 | 31 | H | Dallas Baptist | | 5 | 4 | 72 | H | Oral Roberts | | 4 | 1 |
| 2 | H | Indiana | | 10 | 5 | 40 | A | Oklahoma St. | | 1 | 3 | 72 | H | Oral Roberts | | 3 | 2 |
| 2 | H | Indiana | | 6 | 2 | 40 | A | Oklahoma St. | | 3 | 8 | 72 | H | Oral Roberts | | 7 | 2 |
| 2 | H | Indiana | | 7 | 0 | 40 | A | Oklahoma St. | | 16 | 6 | 89 | H | Oklahoma | | 14 | 4 |
| 7 | N | Rice | | 2 | 1 | 44 | N | Sam Houston St. | | 6 | 10 | 89 | H | Oklahoma | | 9 | 5 |
| 9 | N | Houston | | 0 | 9 | 50 | A | New Mexico | | 3 | 4 | 89 | H | Oklahoma | | 14 | 4 |
| 13 | A | TCU | | 0 | 9 | 50 | H | New Mexico | | 9 | 3 | 96 | H | Kansas St. | | 11 | 7 |
| 13 | A | TCU | | 12 | 2 | 50 | N | New Mexico | | 6 | 3 | 96 | H | Kansas St. | | 4 | 3 |
| 13 | A | TCU | | 10 | 2 | | | | | | | 96 | H | Kansas St. | | 7 | 4 |
| 13 | N | TCU | | 0 | 4 | | | | | | | | | | | | |
| 14 | H | Texas | | 1 | 11 | | | | | | | | | | | | |
| 14 | H | Texas | | 2 | 5 | | | | | | | | | | | | |
| 14 | H | Texas | | 8 | 4 | | | | | | | | | | | | |
| | | | | | | LAST 15 GAMES | | | | | | | | | | | |
| | | | | | | 89 | H | Oklahoma | | 14 | 4 | 294 | H | Prairie View | | 4 | 3 |
| | | | | | | 89 | H | Oklahoma | | 14 | 4 | 31 | H | Dallas Baptist | | 5 | 4 |
| | | | | | | 89 | H | Oklahoma | | 9 | 5 | 96 | H | Kansas St. | | 11 | 7 |
| | | | | | | 13 | N | TCU | | 0 | 4 | | | | | | |
| | | | | | | 50 | A | New Mexico | | 3 | 4 | | | | | | |

Non-Div. I Games:

Texas Tech

| | | | | |
|-----|---|--------------|----|---|
| 294 | H | Prairie View | 13 | 0 |
| 294 | H | Prairie View | 8 | 0 |

T
e
x
a
s
T
e
c
h

T
e
x
a
s
T
e
c
h

| Average RPI Win: | 143 | WON-LOST RECORD | WINNING PCT. RANK | LAST 15 GAMES | STRENGTH OF SCHEDULE | OPP. STRENGTH OF SCHEDULE | TEAM RPI | ADJ RPI | CONF. RPI | ADJ CONF. RPI | | | |
|------------------|----------|--------------------|----------------------|------------------|-------------------------|------------------------------|----------------|-------------|--------------|------------------|------------------|----|---|
| DIV. I ONLY | | 39-6-0 | .86667 | 1 | 12-3-0 | 155 | 55 | 12 | .58891 | 12 | 11 | 11 | |
| DIV. I NON-CONF. | | 21-3-0 | .875 | 5 | 2-1-0 | 139 | 62 | 11 | .59012 | 11 | 11 | 11 | |
| <hr/> | | | | | | | | | | | | | |
| TOTALS | RPI 1-25 | RPI 26-50 | | W-L RECORDS | | RPI 51-100 | | RPI 101-150 | | RPI 150+ | | | |
| 39-6-0 | 3-1-0 | 0-0-0 | | OVERALL | | 7-2-0 | | 8-1-0 | | 21-2-0 | | | |
| 23-5-0 | 2-1-0 | 0-0-0 | | HOME | | 4-2-0 | | 3-0-0 | | 14-2-0 | | | |
| 16-1-0 | 1-0-0 | 0-0-0 | | AWAY | | 3-0-0 | | 5-1-0 | | 7-0-0 | | | |
| 0-0-0 | 0-0-0 | 0-0-0 | | NEUTRAL | | 0-0-0 | | 0-0-0 | | 0-0-0 | | | |
| 21-3-0 | 3-1-0 | 0-0-0 | | NON-CONFERENCE | | 3-0-0 | | 6-0-0 | | 9-2-0 | | | |
| 13-3-0 | 2-1-0 | 0-0-0 | | HOME | | 0-0-0 | | 3-0-0 | | 8-2-0 | | | |
| 8-0-0 | 1-0-0 | 0-0- | | AWAY | | 3-0-0 | | 3-0-0 | | 1-0-0 | | | |
| 0-0-0 | 0-0-0 | 0-0-0 | | NEUTRAL | | 0-0-0 | | 0-0-0 | | 0-0-0 | | | |
| 18-3-0 | 0-0-0 | 0-0-0 | | CONFERENCE | | 4-2-0 | | 2-1-0 | | 12-0-0 | | | |
| 10-2-0 | 0-0-0 | 0-0-0 | | HOME | | 4-2-0 | | 0-0-0 | | 6-0-0 | | | |
| 8-1-0 | 0-0-0 | 0-0-0 | | AWAY | | 0-0-0 | | 2-1-0 | | 6-0-0 | | | |
| 0-0-0 | 0-0-0 | 0-0-0 | | NEUTRAL | | 0-0-0 | | 0-0-0 | | 0-0-0 | | | |
| RPI S | Opponent | Score | | RPI S | Opponent | Score | | RPI S | Opponent | Score | | | |
| 15 A | LSU | 4 | 1 | | | 67 A | Southern Miss. | 8 | 5 | 116 A | Northwestern St. | 5 | 3 |
| 20 H | Alabama | 6 | 0 | | | 67 A | Southern Miss. | 6 | 2 | 116 H | Northwestern St. | 10 | 1 |
| 20 H | Alabama | 6 | 12 | | | 67 A | Southern Miss. | 9 | 5 | 138 A | McNeese St. | 14 | 8 |
| 20 H | Alabama | 2 | 0 | | | 77 H | Texas St. | 3 | 10 | 138 H | McNeese St. | 8 | 0 |
| | | | | | | 77 H | Texas St. | 8 | 6 | 141 A | Nicholls St. | 7 | 1 |
| | | | | | | 77 H | Texas St. | 2 | 0 | 141 H | Nicholls St. | 5 | 1 |
| | | | | | | 88 H | Western Ky. | 7 | 4 | 143 A | Texas-Arlington | 9 | 5 |
| | | | | | | 88 H | Western Ky. | 3 | 14 | 143 A | Texas-Arlington | 4 | 5 |
| | | | | | | 88 H | Western Ky. | 10 | 9 | 143 A | Texas-Arlington | 9 | 5 |
| | | | | | | | | | | 156 A | La.-Monroe | 4 | 1 |
| | | | | | | | | | | 156 A | La.-Monroe | 21 | 2 |
| | | | | | | | | | | 156 A | La.-Monroe | 14 | 1 |
| | | | | | | | | | | 158 H | UALR | 5 | 2 |
| | | | | | | | | | | 158 H | UALR | 7 | 0 |
| | | | | | | | | | | 158 H | UALR | 6 | 3 |
| | | | | | | | | | | 164 H | Georgia St. | 5 | 3 |
| | | | | | | | | | | 164 H | Georgia St. | 8 | 3 |
| | | | | | | | | | | 164 H | Georgia St. | 14 | 6 |
| | | | | | | | | | | 165 H | Eastern Ill. | 1 | 5 |
| | | | | | | | | | | 165 H | Eastern Ill. | 13 | 0 |
| | | | | | | | | | | 165 H | Eastern Ill. | 1 | 0 |
| | | | | | | | | | | 165 H | Eastern Ill. | 9 | 8 |
| | | | | | | | | | | 172 A | Tulane | 7 | 4 |
| | | | | | | | | | | 172 H | Tulane | 16 | 0 |
| | | | | | | | | | | 181 A | Troy | 11 | 8 |
| | | | | | | | | | | 181 A | Troy | 15 | 4 |
| | | | | | | | | | | 181 A | Troy | 11 | 0 |
| | | | | LAST 15 GAMES | | | | | | | | | |
| | | | | 77 H | Texas St. | 2 | 0 | 158 H | UALR | 6 | 3 | | |
| | | | | 77 H | Texas St. | 3 | 10 | 158 H | UALR | 5 | 2 | | |
| | | | | 77 H | Texas St. | 8 | 6 | 158 H | UALR | 7 | 0 | | |
| | | | | 138 H | McNeese St. | 8 | 0 | | | | | | |
| | | | | 143 A | Texas-Arlington | 4 | 5 | | | | | | |

Non-Div. I Games:

La.-Lafayette

| | | | | |
|-----|---|-----------------|---|---|
| 143 | A | Texas-Arlington | 9 | 5 |
| 143 | A | Texas-Arlington | 9 | 5 |

| RPI | S | Opponent | Score | |
|-----|---|----------------|-------|---|
| 260 | H | New Orleans | 7 | 8 |
| 269 | H | Texas Southern | 5 | 4 |
| 269 | H | Texas Southern | 13 | 0 |
| 269 | H | Texas Southern | 7 | 2 |
| 302 | H | Southern U. | 17 | 3 |

La.-Lafayette

L
a
.
-
L
a
f
a
y
e
t
t
e

L
a
.
-
L
a
f
a
y
e
t
t
e

TCU

| | | | | | | | | | | | | | |
|--------------------------|------------|-----------|-----------|----------------|-----------------|---------------|------|-----------------------|--------------|-----------|---|----|---|
| Average RPI Win: | 105 | WON-LOST | WINNING | LAST 15 | STRENGTH OF | OPP. STRENGTH | TEAM | ADJ | CONF. | ADJ CONF. | | | |
| Average RPI Loss: | 61 | RECORD | PCT. RANK | GAMES | SCHEDULE | OF SCHEDULE | RPI | RPI | RPI | RPI | | | |
| DIV. I ONLY | | 30-13-0 | .69767 | 32 | 14-1-0 | 18 | 19 | 13 | .58862 | 13 | 2 | 2 | |
| DIV. I NON-CONF. | | 19-7-0 | .73077 | 29 | 5-0-0 | 161 | 19 | 45 | .54833 | 45 | 2 | 2 | |
| <hr/> | | | | | | | | | | | | | |
| TOTALS | RPI 1-25 | RPI 26-50 | | W-L RECORDS | | RPI 51-100 | | RPI 101-150 | | RPI 150+ | | | |
| 30-13-0 | 6-4-0 | 6-3-0 | | OVERALL | | 3-4-0 | | 6-2-0 | | 9-0-0 | | | |
| 17-6-0 | 1-2-0 | 4-0-0 | | HOME | | 1-2-0 | | 2-2-0 | | 9-0-0 | | | |
| 9-5-0 | 3-1-0 | 2-2-0 | | AWAY | | 2-2-0 | | 2-0-0 | | 0-0-0 | | | |
| 4-2-0 | 2-1-0 | 0-1-0 | | NEUTRAL | | 0-0-0 | | 2-0-0 | | 0-0-0 | | | |
| <hr/> | | | | | | | | | | | | | |
| 19-7-0 | 1-2-0 | 2-1-0 | | NON-CONFERENCE | | 1-2-0 | | 6-2-0 | | 9-0-0 | | | |
| 13-4-0 | 0-0-0 | 1-0-0 | | HOME | | 1-2-0 | | 2-2-0 | | 9-0-0 | | | |
| 3-1-0 | 0-1-0 | 1-0- | | AWAY | | 0-0-0 | | 2-0-0 | | 0-0-0 | | | |
| 3-2-0 | 1-1-0 | 0-1-0 | | NEUTRAL | | 0-0-0 | | 2-0-0 | | 0-0-0 | | | |
| <hr/> | | | | | | | | | | | | | |
| 11-6-0 | 5-2-0 | 4-2-0 | | CONFERENCE | | 2-2-0 | | 0-0-0 | | 0-0-0 | | | |
| 4-2-0 | 1-2-0 | 3-0-0 | | HOME | | 0-0-0 | | 0-0-0 | | 0-0-0 | | | |
| 6-4-0 | 3-0-0 | 1-2-0 | | AWAY | | 2-2-0 | | 0-0-0 | | 0-0-0 | | | |
| 1-0-0 | 1-0-0 | 0-0-0 | | NEUTRAL | | 0-0-0 | | 0-0-0 | | 0-0-0 | | | |
| <hr/> | | | | | | | | | | | | | |
| RPI S | Opponent | Score | | RPI S | Opponent | Score | | RPI S | Opponent | Score | | | |
| 7 A | Rice | 0 | 5 | 27 H | West Virginia | 8 | 0 | 57 A | Kansas | 3 | 1 | | |
| 7 N | Rice | 0 | 1 | 27 H | West Virginia | 4 | 3 | 57 A | Kansas | 5 | 2 | | |
| 9 N | Houston | 2 | 1 | 27 H | West Virginia | 3 | 1 | 57 A | Kansas | 1 | 5 | | |
| 11 H | Texas Tech | 9 | 0 | 31 A | Dallas Baptist | 7 | 1 | 89 A | Oklahoma | 5 | 9 | | |
| 11 H | Texas Tech | 2 | 10 | 31 H | Dallas Baptist | 5 | 4 | 99 H | Michigan St. | 1 | 4 | | |
| 11 H | Texas Tech | 2 | 12 | 40 A | Oklahoma St. | 1 | 2 | 99 H | Michigan St. | 1 | 2 | | |
| 11 N | Texas Tech | 4 | 0 | 40 A | Oklahoma St. | 3 | 1 | 99 H | Michigan St. | 6 | 2 | | |
| 14 A | Texas | 3 | 0 | 40 A | Oklahoma St. | 4 | 9 | | | | | | |
| 14 A | Texas | 2 | 0 | 44 N | Sam Houston St. | 4 | 9 | | | | | | |
| 14 A | Texas | 3 | 1 | | | | | | | | | | |
| <hr/> | | | | | | | | | | | | | |
| LAST 15 GAMES | | | | | | | | | | | | | |
| 189 H Cal St. Northridge | | | | | | 3 | 0 | 180 H Houston Baptist | | | | 13 | 0 |
| 189 H Cal St. Northridge | | | | | | 1 | 0 | 57 A Kansas | | | | 1 | 5 |
| 189 H Cal St. Northridge | | | | | | 6 | 2 | 57 A Kansas | | | | 3 | 1 |
| 11 N Texas Tech | | | | | | 4 | 0 | | | | | | |
| 14 A Texas | | | | | | 3 | 1 | | | | | | |

| | | |
|------------|---|---|
| 14 A Texas | 2 | 0 |
| 14 A Texas | 3 | 0 |

T
C
U

T
C
U

| Average RPI Win: 83 | | WON-LOST RECORD | | WINNING PCT. RANK | | LAST 15 GAMES | | STRENGTH OF SCHEDULE | | OPP. STRENGTH OF SCHEDULE | | TEAM RPI | | ADJ RPI | | CONF. RPI | | ADJ CONF. RPI | |
|---------------------|------------|-----------------|---|-------------------|-------------------|----------------|----|----------------------|-----------------|---------------------------|---|----------|--------------------|----------|---|-----------|--|---------------|--|
| DIV. I ONLY | | 32-13-0 | | .71111 22 | | 9-6-0 | | 23 | | 1 | | 14 | | .5871 14 | | 2 | | 2 | |
| DIV. I NON-CONF. | | 22-5-0 | | .81481 15 | | 2-1-0 | | 85 | | 1 | | 6 | | .59988 6 | | 2 | | 2 | |
| TOTALS | | RPI 1-25 | | RPI 26-50 | | W-L RECORDS | | RPI 51-100 | | RPI 101-150 | | RPI 150+ | | | | | | | |
| 32-13-0 | | 5-5-0 | | 5-3-0 | | OVERALL | | 11-4-0 | | 8-1-0 | | 3-0-0 | | | | | | | |
| 20-10-0 | | 0-4-0 | | 4-3-0 | | HOME | | 5-2-0 | | 8-1-0 | | 3-0-0 | | | | | | | |
| 9-3-0 | | 3-1-0 | | 0-0-0 | | AWAY | | 6-2-0 | | 0-0-0 | | 0-0-0 | | | | | | | |
| 3-0-0 | | 2-0-0 | | 1-0-0 | | NEUTRAL | | 0-0-0 | | 0-0-0 | | 0-0-0 | | | | | | | |
| 22-5-0 | | 3-1-0 | | 4-1-0 | | NON-CONFERENCE | | 7-2-0 | | 5-1-0 | | 3-0-0 | | | | | | | |
| 15-3-0 | | 0-1-0 | | 3-1-0 | | HOME | | 4-0-0 | | 5-1-0 | | 3-0-0 | | | | | | | |
| 4-2-0 | | 1-0-0 | | 0-0- | | AWAY | | 3-2-0 | | 0-0-0 | | 0-0-0 | | | | | | | |
| 3-0-0 | | 2-0-0 | | 1-0-0 | | NEUTRAL | | 0-0-0 | | 0-0-0 | | 0-0-0 | | | | | | | |
| 10-8-0 | | 2-4-0 | | 1-2-0 | | CONFERENCE | | 4-2-0 | | 3-0-0 | | 0-0-0 | | | | | | | |
| 5-7-0 | | 0-3-0 | | 1-2-0 | | HOME | | 1-2-0 | | 3-0-0 | | 0-0-0 | | | | | | | |
| 5-1-0 | | 2-1-0 | | 0-0-0 | | AWAY | | 3-0-0 | | 0-0-0 | | 0-0-0 | | | | | | | |
| 0-0-0 | | 0-0-0 | | 0-0-0 | | NEUTRAL | | 0-0-0 | | 0-0-0 | | 0-0-0 | | | | | | | |
| RPI S | Opponent | Score | | RPI S | Opponent | Score | | RPI S | Opponent | Score | | RPI S | Opponent | Score | | | | | |
| 7 A | Rice | 5 | 2 | 31 H | Dallas Baptist | 5 | 0 | 52 H | Columbia | 11 | 0 | 113 H | Baylor | 6 | 3 | | | | |
| 7 H | Rice | 2 | 7 | 34 H | Stanford | 9 | 3 | 52 H | Columbia | 6 | 1 | 113 H | Baylor | 4 | 0 | | | | |
| 7 N | Rice | 2 | 0 | 34 H | Stanford | 4 | 3 | 52 H | Columbia | 7 | 3 | 113 H | Baylor | 5 | 4 | | | | |
| 9 N | Houston | 3 | 2 | 34 H | Stanford | 5 | 11 | 57 H | Kansas | 2 | 3 | 124 H | Hawaii | 1 | 6 | | | | |
| 11 A | Texas Tech | 4 | 8 | 40 H | Oklahoma St. | 3 | 8 | 57 H | Kansas | 2 | 1 | 124 H | Hawaii | 3 | 2 | | | | |
| 11 A | Texas Tech | 11 | 1 | 40 H | Oklahoma St. | 3 | 0 | 57 H | Kansas | 1 | 6 | 124 H | Hawaii | 3 | 2 | | | | |
| 11 A | Texas Tech | 5 | 2 | 40 H | Oklahoma St. | 1 | 2 | 77 A | Texas St. | 6 | 3 | 124 H | Hawaii | 4 | 1 | | | | |
| 13 H | TCU | 0 | 3 | 44 N | Sam Houston St. | 3 | 2 | 77 H | Texas St. | 5 | 1 | 132 H | A&M-Corpus Christi | 10 | 0 | | | | |
| 13 H | TCU | 0 | 2 | | | | | 78 A | California | 5 | 0 | 143 H | Texas-Arlington | 10 | 2 | | | | |
| 13 H | TCU | 1 | 3 | | | | | 78 A | California | 1 | 2 | 210 H | Tex.-Pan American | 2 | 1 | | | | |
| | | | | | | | | 78 A | California | 0 | 7 | 210 H | Tex.-Pan American | 5 | 4 | | | | |
| | | | | | | | | 78 A | California | 6 | 2 | 225 H | Valparaiso | 7 | 1 | | | | |
| | | | | | | | | 89 A | Oklahoma | 10 | 8 | | | | | | | | |
| | | | | | | | | 89 A | Oklahoma | 7 | 2 | | | | | | | | |
| | | | | | | | | 89 A | Oklahoma | 8 | 1 | | | | | | | | |
| | | | | LAST 15 GAMES | | | | | | | | | | | | | | | |
| | | | | 40 H | Oklahoma St. | 3 | 8 | 143 H | Texas-Arlington | 10 | 2 | | | | | | | | |
| | | | | 40 H | Oklahoma St. | 1 | 2 | 89 A | Oklahoma | 8 | 1 | | | | | | | | |
| | | | | 40 H | Oklahoma St. | 3 | 0 | 89 A | Oklahoma | 7 | 2 | | | | | | | | |
| | | | | 210 H | Tex.-Pan American | 5 | 4 | | | | | | | | | | | | |
| | | | | 13 H | TCU | 1 | 3 | | | | | | | | | | | | |

Non-Div. I Games:

Texas

| | | |
|----------|---|---|
| 13 H TCU | 0 | 2 |
| 13 H TCU | 0 | 3 |

T
e
x
a
s

T
e
x
a
s

| Average RPI Win: | | 135 | WON-LOST | | WINNING | | LAST 15 | | STRENGTH OF | | OPP. STRENGTH | | TEAM | | ADJ | | CONF. | | ADJ CONF. | |
|-------------------|---|---------------|----------|-----------|-----------|----------------|---------|-----------------|-------------|-------------|---------------|----------|------|----------------|-----|-------|--------|--|-----------|--|
| Average RPI Loss: | | 49 | RECORD | | PCT. RANK | | GAMES | | SCHEDULE | | OF SCHEDULE | | RPI | | RPI | | RPI | | RPI | |
| DIV. I ONLY | | | 33-11-1 | | .74444 | | 13 | | 12-3-0 | | 48 | | 41 | | 15 | | .587 | | 15 | |
| DIV. I NON-CONF. | | | 21-3-0 | | .875 | | 5 | | 3-0-0 | | 247 | | 193 | | 34 | | .55929 | | 34 | |
| TOTALS | | RPI 1-25 | | RPI 26-50 | | W-L RECORDS | | RPI 51-100 | | RPI 101-150 | | RPI 150+ | | | | | | | | |
| 33-11-1 | | 3-7-0 | | 5-1-0 | | OVERALL | | 5-1-1 | | 6-0-0 | | 14-2-0 | | | | | | | | |
| 26-4-1 | | 0-1-0 | | 5-1-0 | | HOME | | 4-1-1 | | 4-0-0 | | 13-1-0 | | | | | | | | |
| 6-7-0 | | 3-6-0 | | 0-0-0 | | AWAY | | 0-0-0 | | 2-0-0 | | 1-1-0 | | | | | | | | |
| 1-0-0 | | 0-0-0 | | 0-0-0 | | NEUTRAL | | 1-0-0 | | 0-0-0 | | 0-0-0 | | | | | | | | |
| 21-3-0 | | 0-1-0 | | 0-0-0 | | NON-CONFERENCE | | 1-0-0 | | 6-0-0 | | 14-2-0 | | | | | | | | |
| 17-2-0 | | 0-1-0 | | 0-0-0 | | HOME | | 0-0-0 | | 4-0-0 | | 13-1-0 | | | | | | | | |
| 3-1-0 | | 0-0-0 | | 0-0- | | AWAY | | 0-0-0 | | 2-0-0 | | 1-1-0 | | | | | | | | |
| 1-0-0 | | 0-0-0 | | 0-0-0 | | NEUTRAL | | 1-0-0 | | 0-0-0 | | 0-0-0 | | | | | | | | |
| 12-8-1 | | 3-6-0 | | 5-1-0 | | CONFERENCE | | 4-1-1 | | 0-0-0 | | 0-0-0 | | | | | | | | |
| 9-2-1 | | 0-0-0 | | 5-1-0 | | HOME | | 4-1-1 | | 0-0-0 | | 0-0-0 | | | | | | | | |
| 3-6-0 | | 3-6-0 | | 0-0-0 | | AWAY | | 0-0-0 | | 0-0-0 | | 0-0-0 | | | | | | | | |
| 0-0-0 | | 0-0-0 | | 0-0-0 | | NEUTRAL | | 0-0-0 | | 0-0-0 | | 0-0-0 | | | | | | | | |
| RPI | S | Opponent | | Score | | RPI | S | Opponent | | Score | | RPI | S | Opponent | | Score | | | | |
| 3 | A | Florida | | 2 6 | | 28 | H | Tennessee | | 3 6 | | 59 | H | Arkansas | | 5 3 | | | | |
| 3 | A | Florida | | 7 11 | | 28 | H | Tennessee | | 8 7 | | 59 | H | Arkansas | | 4 10 | | | | |
| 3 | A | Florida | | 1 2 | | 28 | H | Tennessee | | 9 4 | | 59 | H | Arkansas | | 5 4 | | | | |
| 4 | A | Ole Miss | | 2 0 | | 41 | H | Mississippi St. | | 2 1 | | 62 | H | Georgia | | 2 2 | | | | |
| 4 | A | Ole Miss | | 4 3 | | 41 | H | Mississippi St. | | 3 0 | | 62 | H | Georgia | | 2 1 | | | | |
| 4 | A | Ole Miss | | 1 5 | | 41 | H | Mississippi St. | | 17 4 | | 62 | H | Georgia | | 4 0 | | | | |
| 8 | A | Vanderbilt | | 3 9 | | | | | | | | 67 | N | Southern Miss. | | 13 5 | | | | |
| 8 | A | Vanderbilt | | 3 5 | | | | | | | | | | | | | | | | |
| 8 | A | Vanderbilt | | 4 2 | | | | | | | | | | | | | | | | |
| 12 | H | La.-Lafayette | | 1 4 | | | | | | | | | | | | | | | | |
| | | | | | | LAST 15 GAMES | | | | | | | | | | | | | | |
| | | | | | | 28 | H | Tennessee | | 9 4 | | 67 | N | Southern Miss. | | 13 5 | | | | |
| | | | | | | 28 | H | Tennessee | | 3 6 | | 59 | H | Arkansas | | 4 10 | | | | |
| | | | | | | 28 | H | Tennessee | | 8 7 | | 59 | H | Arkansas | | 5 4 | | | | |
| | | | | | | 172 | H | Tulane | | 6 0 | | | | | | | | | | |
| | | | | | | 4 | A | Ole Miss | | 2 0 | | | | | | | | | | |

Non-Div. I Games:

LSU

| | | | | |
|---|---|----------|---|---|
| 4 | A | Ole Miss | 1 | 5 |
| 4 | A | Ole Miss | 4 | 3 |

L
S
U

L
S
U

| Average RPI Win: 87 | | WON-LOST RECORD | | WINNING PCT. RANK | | LAST 15 GAMES | | STRENGTH OF SCHEDULE | | OPP. STRENGTH OF SCHEDULE | | TEAM RPI | | ADJ RPI | | CONF. RPI | | ADJ CONF. RPI | |
|---------------------|----------------|-----------------|----|-------------------|--------------|----------------|------------|----------------------|----------------|---------------------------|----|----------|-----------------|-----------|----|-----------|--|---------------|--|
| DIV. I ONLY | | 27-17-0 | | .61364 66 | | 7-8-0 | | 1 | | 36 | | 16 | | .58674 16 | | 1 | | 1 | |
| DIV. I NON-CONF. | | 18-5-0 | | .78261 22 | | 2-1-0 | | 18 | | 193 | | 5 | | .60245 5 | | 1 | | 1 | |
| TOTALS | | RPI 1-25 | | RPI 26-50 | | W-L RECORDS | | RPI 51-100 | | RPI 101-150 | | RPI 150+ | | | | | | | |
| 27-17-0 | | 9-10-0 | | 3-1-0 | | OVERALL | | 6-2-0 | | 4-2-0 | | 5-2-0 | | | | | | | |
| 17-9-0 | | 5-5-0 | | 0-0-0 | | HOME | | 4-1-0 | | 3-2-0 | | 5-1-0 | | | | | | | |
| 7-7-0 | | 3-5-0 | | 3-1-0 | | AWAY | | 1-0-0 | | 0-0-0 | | 0-1-0 | | | | | | | |
| 3-1-0 | | 1-0-0 | | 0-0-0 | | NEUTRAL | | 1-1-0 | | 1-0-0 | | 0-0-0 | | | | | | | |
| 18-5-0 | | 3-1-0 | | 1-0-0 | | NON-CONFERENCE | | 6-2-0 | | 3-0-0 | | 5-2-0 | | | | | | | |
| 12-2-0 | | 1-0-0 | | 0-0-0 | | HOME | | 4-1-0 | | 2-0-0 | | 5-1-0 | | | | | | | |
| 3-2-0 | | 1-1-0 | | 1-0- | | AWAY | | 1-0-0 | | 0-0-0 | | 0-1-0 | | | | | | | |
| 3-1-0 | | 1-0-0 | | 0-0-0 | | NEUTRAL | | 1-1-0 | | 1-0-0 | | 0-0-0 | | | | | | | |
| 9-12-0 | | 6-9-0 | | 2-1-0 | | CONFERENCE | | 0-0-0 | | 1-2-0 | | 0-0-0 | | | | | | | |
| 5-7-0 | | 4-5-0 | | 0-0-0 | | HOME | | 0-0-0 | | 1-2-0 | | 0-0-0 | | | | | | | |
| 4-5-0 | | 2-4-0 | | 2-1-0 | | AWAY | | 0-0-0 | | 0-0-0 | | 0-0-0 | | | | | | | |
| 0-0-0 | | 0-0-0 | | 0-0-0 | | NEUTRAL | | 0-0-0 | | 0-0-0 | | 0-0-0 | | | | | | | |
| RPI S | Opponent | Score | | RPI S | Opponent | Score | | RPI S | Opponent | Score | | RPI S | Opponent | Score | | | | | |
| 1 N | Virginia | 8 | 3 | 29 A | Old Dominion | 7 | 5 | 65 H | Ball St. | 26 | 3 | 104 H | Xavier | 9 | 6 | | | | |
| 2 A | Indiana | 2 | 7 | 38 A | Texas A&M | 11 | 4 | 65 H | Ball St. | 24 | 1 | 108 H | Missouri | 12 | 0 | | | | |
| 3 H | Florida | 9 | 8 | 38 A | Texas A&M | 2 | 14 | 65 H | Ball St. | 8 | 10 | 108 H | Missouri | 7 | 8 | | | | |
| 3 H | Florida | 10 | 11 | 38 A | Texas A&M | 6 | 3 | 75 N | Saint Joseph's | 16 | 2 | 108 H | Missouri | 3 | 8 | | | | |
| 3 H | Florida | 17 | 1 | | | | | 86 H | Wright St. | 7 | 1 | 115 N | St. John's (NY) | 13 | 0 | | | | |
| 4 H | Ole Miss | 5 | 18 | | | | | 87 A | UNC Wilmington | 10 | 4 | 131 H | Tennessee Tech | 15 | 13 | | | | |
| 4 H | Ole Miss | 6 | 9 | | | | | 88 H | Western Ky. | 10 | 3 | 183 H | Morehead St. | 4 | 6 | | | | |
| 4 H | Ole Miss | 4 | 12 | | | | | 95 N | VMI | 9 | 10 | 204 H | Cincinnati | 11 | 4 | | | | |
| 6 H | South Carolina | 3 | 8 | | | | | | | | | 204 H | Cincinnati | 7 | 0 | | | | |
| 6 H | South Carolina | 2 | 1 | | | | | | | | | 254 A | USC Upstate | 6 | 8 | | | | |
| 6 H | South Carolina | 13 | 5 | | | | | | | | | 271 H | Eastern Mich. | 13 | 2 | | | | |
| 8 A | Vanderbilt | 3 | 9 | | | | | | | | | 271 H | Eastern Mich. | 8 | 2 | | | | |
| 8 A | Vanderbilt | 2 | 6 | | | | | | | | | 271 H | Eastern Mich. | 9 | 5 | | | | |
| 8 A | Vanderbilt | 4 | 2 | | | | | | | | | | | | | | | | |
| 20 A | Alabama | 0 | 3 | | | | | | | | | | | | | | | | |
| 20 A | Alabama | 7 | 2 | | | | | | | | | | | | | | | | |
| 20 A | Alabama | 3 | 5 | | | | | | | | | | | | | | | | |
| 23 A | Louisville | 4 | 2 | | | | | | | | | | | | | | | | |
| 23 H | Louisville | 8 | 3 | | | | | | | | | | | | | | | | |
| LAST 15 GAMES | | | | | | | | | | | | | | | | | | | |
| | 4 H | Ole Miss | 6 | 9 | | 23 A | Louisville | 4 | 2 | | | | | | | | | | |
| | 4 H | Ole Miss | 5 | 18 | | 108 H | Missouri | 3 | 8 | | | | | | | | | | |
| | 4 H | Ole Miss | 4 | 12 | | 108 H | Missouri | 12 | 0 | | | | | | | | | | |
| | 131 H | Tennessee Tech | 15 | 13 | | | | | | | | | | | | | | | |
| | 38 A | Texas A&M | 2 | 14 | | | | | | | | | | | | | | | |

Non-Div. I Games:

Kentucky

| | | | | | |
|----|---|-------|-----|----|---|
| 38 | A | Texas | A&M | 11 | 4 |
| 38 | A | Texas | A&M | 6 | 3 |

K
e
n
t
u
c
k
y

K
e
n
t
u
c
k
y

| Average RPI Win: 145 | | WON-LOST | WINNING | LAST 15 | STRENGTH OF | | OPP. STRENGTH | TEAM | ADJ | CONF. | ADJ CONF. | | | | |
|----------------------|---|----------|-----------|-----------|-------------|---------------------|---------------|------------|-----|-------------------|-----------|----------|---|-----------------|-------|
| Average RPI Loss: 88 | | RECORD | PCT. RANK | GAMES | SCHEDULE | | OF SCHEDULE | RPI | RPI | RPI | RPI | | | | |
| DIV. I ONLY | | 36-7-0 | .83721 | 2 | 12-3-0 | | 192 | 42 | 17 | .58291 | 17 | 6 | 6 | | |
| DIV. I NON-CONF. | | 24-4-0 | .85714 | 9 | 3-0-0 | | 252 | 41 | 26 | .57205 | 26 | 6 | 6 | | |
| <hr/> | | | | | | | | | | | | | | | |
| TOTALS | | RPI 1-25 | | RPI 26-50 | | W-L RECORDS | | RPI 51-100 | | RPI 101-150 | | RPI 150+ | | | |
| 36-7-0 | | 0-0-0 | | 3-2-0 | | OVERALL | | 10-3-0 | | 5-1-0 | | 18-1-0 | | | |
| 24-2-0 | | 0-0-0 | | 2-1-0 | | HOME | | 9-1-0 | | 0-0-0 | | 13-0-0 | | | |
| 12-5-0 | | 0-0-0 | | 1-1-0 | | AWAY | | 1-2-0 | | 5-1-0 | | 5-1-0 | | | |
| 0-0-0 | | 0-0-0 | | 0-0-0 | | NEUTRAL | | 0-0-0 | | 0-0-0 | | 0-0-0 | | | |
| <hr/> | | | | | | | | | | | | | | | |
| 24-4-0 | | 0-0-0 | | 1-1-0 | | NON-CONFERENCE | | 6-1-0 | | 2-1-0 | | 15-1-0 | | | |
| 16-1-0 | | 0-0-0 | | 0-0-0 | | HOME | | 6-1-0 | | 0-0-0 | | 10-0-0 | | | |
| 8-3-0 | | 0-0-0 | | 1-0- | | AWAY | | 0-0-0 | | 2-1-0 | | 5-1-0 | | | |
| 0-0-0 | | 0-0-0 | | 0-0-0 | | NEUTRAL | | 0-0-0 | | 0-0-0 | | 0-0-0 | | | |
| <hr/> | | | | | | | | | | | | | | | |
| 12-3-0 | | 0-0-0 | | 2-1-0 | | CONFERENCE | | 4-2-0 | | 3-0-0 | | 3-0-0 | | | |
| 8-1-0 | | 0-0-0 | | 2-1-0 | | HOME | | 3-0-0 | | 0-0-0 | | 3-0-0 | | | |
| 4-2-0 | | 0-0-0 | | 0-0-0 | | AWAY | | 1-2-0 | | 3-0-0 | | 0-0-0 | | | |
| 0-0-0 | | 0-0-0 | | 0-0-0 | | NEUTRAL | | 0-0-0 | | 0-0-0 | | 0-0-0 | | | |
| <hr/> | | | | | | | | | | | | | | | |
| RPI | S | Opponent | Score | RPI | S | Opponent | Score | RPI | S | Opponent | Score | RPI | S | Opponent | Score |
| | | | | 48 | A | Southern California | 0 16 | 55 | A | Long Beach St. | 0 1 | 106 | A | UCLA | 2 5 |
| | | | | 48 | A | Southern California | 5 1 | 55 | A | Long Beach St. | 2 7 | 106 | A | UCLA | 9 1 |
| | | | | 49 | H | UC Santa Barbara | 8 7 | 55 | A | Long Beach St. | 6 3 | 106 | A | UCLA | 8 0 |
| | | | | 49 | H | UC Santa Barbara | 1 0 | 64 | H | Cal St. Fullerton | 4 3 | 124 | A | Hawaii | 4 3 |
| | | | | 49 | H | UC Santa Barbara | 6 8 | 64 | H | Cal St. Fullerton | 8 0 | 124 | A | Hawaii | 3 2 |
| | | | | | | | | 64 | H | Cal St. Fullerton | 3 0 | 124 | A | Hawaii | 8 3 |
| | | | | | | | | 78 | H | California | 8 4 | 166 | A | San Jose St. | 5 3 |
| | | | | | | | | 78 | H | California | 3 8 | 166 | H | San Jose St. | 12 5 |
| | | | | | | | | 78 | H | California | 4 1 | 173 | A | Santa Clara | 8 0 |
| | | | | | | | | 78 | H | California | 16 8 | 173 | H | Santa Clara | 6 0 |
| | | | | | | | | 96 | H | Kansas St. | 5 2 | 190 | H | UC Davis | 9 1 |
| | | | | | | | | 96 | H | Kansas St. | 3 0 | 190 | H | UC Davis | 5 3 |
| | | | | | | | | 96 | H | Kansas St. | 10 1 | 190 | H | UC Davis | 8 0 |
| | | | | | | | | | | | | 208 | H | Northern Ill. | 11 9 |
| | | | | | | | | | | | | 208 | H | Northern Ill. | 4 2 |
| | | | | | | | | | | | | 208 | H | Northern Ill. | 10 1 |
| | | | | | | | | | | | | 211 | H | Wagner | 7 2 |
| | | | | | | | | | | | | 211 | H | Wagner | 3 1 |
| | | | | | | | | | | | | 211 | H | Wagner | 8 1 |
| | | | | | | | | | | | | 224 | A | Seattle | 2 1 |
| | | | | | | | | | | | | 224 | A | Seattle | 14 15 |
| | | | | | | | | | | | | 224 | A | Seattle | 4 0 |
| | | | | | | | | | | | | 249 | A | Bakersfield | 9 1 |
| | | | | | | | | | | | | 249 | H | Bakersfield | 6 1 |
| | | | | | | | | | | | | 252 | H | St. Mary's (CA) | 6 2 |
| <hr/> | | | | | | | | | | | | | | | |
| LAST 15 GAMES | | | | | | | | | | | | | | | |
| | | | | 55 | A | Long Beach St. | 0 1 | 249 | A | Bakersfield | 9 1 | 249 | A | Bakersfield | 9 1 |
| | | | | 55 | A | Long Beach St. | 2 7 | 124 | A | Hawaii | 8 3 | 249 | H | Bakersfield | 6 1 |
| | | | | 55 | A | Long Beach St. | 6 3 | 124 | A | Hawaii | 4 3 | 252 | H | St. Mary's (CA) | 6 2 |
| | | | | 166 | H | San Jose St. | 12 5 | | | | | | | | |
| | | | | 64 | H | Cal St. Fullerton | 3 0 | | | | | | | | |

Non-Div. I Games:

Cal Poly

| | | |
|------------------------|---|---|
| 64 H Cal St. Fullerton | 4 | 3 |
| 64 H Cal St. Fullerton | 8 | 0 |

C
a
l
P
o
l
y

C
a
l
P
o
l
y

| Average RPI Win: | | 116 | WON-LOST RECORD | | WINNING PCT. RANK | LAST 15 GAMES | | STRENGTH OF SCHEDULE | | OPP. STRENGTH OF SCHEDULE | TEAM RPI | ADJ RPI | CONF. RPI | ADJ CONF. RPI | | | |
|-------------------|---|-------------|-----------------|---------------------|-------------------|----------------|---|----------------------|--|---------------------------|----------|----------|-----------|--------------------|---|-------|--|
| Average RPI Loss: | | 88 | | | | | | | | | | | | | | | |
| DIV. I ONLY | | | 32-13-0 | | .71111 | 22 | | 50 | | 15 | 18 | .58041 | 18 | 3 | 3 | | |
| DIV. I NON-CONF. | | | 12-6-0 | | .66667 | 44 | | 111 | | 54 | 67 | .53457 | 67 | 4 | 4 | | |
| TOTALS | | RPI 1-25 | | RPI 26-50 | | W-L RECORDS | | RPI 51-100 | | RPI 101-150 | | RPI 150+ | | | | | |
| 32-13-0 | | 4-5-0 | | 5-3-0 | | OVERALL | | 3-0-0 | | 10-1-0 | | 10-4-0 | | | | | |
| 18-8-0 | | 3-3-0 | | 0-1-0 | | HOME | | 0-0-0 | | 5-1-0 | | 10-3-0 | | | | | |
| 14-5-0 | | 1-2-0 | | 5-2-0 | | AWAY | | 3-0-0 | | 5-0-0 | | 0-1-0 | | | | | |
| 0-0-0 | | 0-0-0 | | 0-0-0 | | NEUTRAL | | 0-0-0 | | 0-0-0 | | 0-0-0 | | | | | |
| 12-6-0 | | 2-1-0 | | 1-1-0 | | NON-CONFERENCE | | 0-0-0 | | 4-1-0 | | 5-3-0 | | | | | |
| 9-5-0 | | 2-1-0 | | 0-1-0 | | HOME | | 0-0-0 | | 2-1-0 | | 5-2-0 | | | | | |
| 3-1-0 | | 0-0-0 | | 1-0- | | AWAY | | 0-0-0 | | 2-0-0 | | 0-1-0 | | | | | |
| 0-0-0 | | 0-0-0 | | 0-0-0 | | NEUTRAL | | 0-0-0 | | 0-0-0 | | 0-0-0 | | | | | |
| 20-7-0 | | 2-4-0 | | 4-2-0 | | CONFERENCE | | 3-0-0 | | 6-0-0 | | 5-1-0 | | | | | |
| 9-3-0 | | 1-2-0 | | 0-0-0 | | HOME | | 0-0-0 | | 3-0-0 | | 5-1-0 | | | | | |
| 11-4-0 | | 1-2-0 | | 4-2-0 | | AWAY | | 3-0-0 | | 3-0-0 | | 0-0-0 | | | | | |
| 0-0-0 | | 0-0-0 | | 0-0-0 | | NEUTRAL | | 0-0-0 | | 0-0-0 | | 0-0-0 | | | | | |
| RPI | S | Opponent | | Score | | RPI | S | Opponent | | Score | | RPI | S | Opponent | | Score | |
| 1 | H | Virginia | | 3 8 | | 33 | A | Georgia Tech | | 10 8 | | 68 | A | North Carolina St. | | 2 1 | |
| 1 | H | Virginia | | 7 1 | | 33 | A | Georgia Tech | | 7 13 | | 68 | A | North Carolina St. | | 12 5 | |
| 1 | H | Virginia | | 3 5 | | 33 | A | Georgia Tech | | 2 3 | | 68 | A | North Carolina St. | | 2 1 | |
| 3 | H | Florida | | 4 6 | | 45 | A | UCF | | 6 5 | | | | | | | |
| 3 | H | Florida | | 6 4 | | 45 | H | UCF | | 2 9 | | | | | | | |
| 3 | H | Florida | | 5 2 | | 46 | A | Clemson | | 5 2 | | | | | | | |
| 5 | A | Florida St. | | 6 13 | | 46 | A | Clemson | | 3 2 | | | | | | | |
| 5 | A | Florida St. | | 3 1 | | 46 | A | Clemson | | 10 2 | | | | | | | |
| 5 | A | Florida St. | | 2 10 | | | | | | | | | | | | | |
| | | | | | | LAST 15 GAMES | | | | | | | | | | | |
| | | | | 46 A Clemson | | 10 2 | | 134 H Fla. Atlantic | | 2 1 | | | | | | | |
| | | | | 46 A Clemson | | 3 2 | | 110 H Pittsburgh | | 7 2 | | | | | | | |
| | | | | 46 A Clemson | | 5 2 | | 110 H Pittsburgh | | 1 0 | | | | | | | |
| | | | | 134 A Fla. Atlantic | | 10 9 | | | | | | | | | | | |
| | | | | 203 H Notre Dame | | 6 3 | | | | | | | | | | | |

Non-Div. I Games:

Miami (FL)

| | | |
|------------------|---|---|
| 203 H Notre Dame | 4 | 7 |
| 203 H Notre Dame | 3 | 2 |

M
i
a
m
i
(
F
L
)

M
i
a
m
i
(
F
L
)

| Average RPI Win: 138 | | WON-LOST | WINNING | LAST 15 | STRENGTH OF | | OPP. STRENGTH | TEAM | ADJ | CONF. | ADJ CONF. |
|----------------------|------------|----------|-----------|----------------|----------------|-------|----------------|-------|-------------|---------------|-----------|
| Average RPI Loss: 61 | | RECORD | PCT. RANK | GAMES | SCHEDULE | | OF SCHEDULE | RPI | RPI | RPI | RPI |
| DIV. I ONLY | | 29-13-0 | .69048 | 33 | 9-6-0 | | 64 | 72 | 19 | .58033 | 19 |
| DIV. I NON-CONF. | | 20-7-0 | .74074 | 28 | 4-4-0 | | 155 | 39 | 21 | .58101 | 21 |
| TOTALS | | RPI 1-25 | RPI 26-50 | | W-L RECORDS | | RPI 51-100 | | RPI 101-150 | | RPI 150+ |
| 29-13-0 | | 1-2-0 | 3-4-0 | | OVERALL | | 9-6-0 | | 2-0-0 | | 14-1-0 |
| 12-3-0 | | 1-0-0 | 3-3-0 | | HOME | | 3-0-0 | | 0-0-0 | | 5-0-0 |
| 14-9-0 | | 0-2-0 | 0-0-0 | | AWAY | | 4-6-0 | | 1-0-0 | | 9-1-0 |
| 3-1-0 | | 0-0-0 | 0-1-0 | | NEUTRAL | | 2-0-0 | | 1-0-0 | | 0-0-0 |
| 20-7-0 | | 1-2-0 | 0-1-0 | | NON-CONFERENCE | | 5-4-0 | | 2-0-0 | | 12-0-0 |
| 6-0-0 | | 1-0-0 | 0-0-0 | | HOME | | 0-0-0 | | 0-0-0 | | 5-0-0 |
| 11-6-0 | | 0-2-0 | 0-0- | | AWAY | | 3-4-0 | | 1-0-0 | | 7-0-0 |
| 3-1-0 | | 0-0-0 | 0-1-0 | | NEUTRAL | | 2-0-0 | | 1-0-0 | | 0-0-0 |
| 9-6-0 | | 0-0-0 | 3-3-0 | | CONFERENCE | | 4-2-0 | | 0-0-0 | | 2-1-0 |
| 6-3-0 | | 0-0-0 | 3-3-0 | | HOME | | 3-0-0 | | 0-0-0 | | 0-0-0 |
| 3-3-0 | | 0-0-0 | 0-0-0 | | AWAY | | 1-2-0 | | 0-0-0 | | 2-1-0 |
| 0-0-0 | | 0-0-0 | 0-0-0 | | NEUTRAL | | 0-0-0 | | 0-0-0 | | 0-0-0 |
| RPI S | Opponent | Score | RPI S | Opponent | Score | RPI S | Opponent | Score | RPI S | Opponent | Score |
| 2 A | Indiana | 4 8 | 31 H | Dallas Baptist | 6 5 | 51 A | Evansville | 2 5 | 103 A | Middle Tenn. | 9 0 |
| 2 H | Indiana | 12 8 | 31 H | Dallas Baptist | 3 2 | 51 A | Evansville | 2 5 | 119 N | UConn | 3 0 |
| 8 A | Vanderbilt | 2 6 | 31 H | Dallas Baptist | 5 8 | 51 A | Evansville | 4 1 | 159 A | Lipscomb | 10 6 |
| | | | 32 H | Illinois St. | 9 2 | 82 N | Ohio St. | 7 3 | 165 A | Eastern Ill. | 6 4 |
| | | | 32 H | Illinois St. | 2 5 | 82 N | Ohio St. | 8 6 | 170 A | Southern Ill. | 5 4 |
| | | | 32 H | Illinois St. | 1 11 | 83 A | Illinois | 0 8 | 170 A | Southern Ill. | 5 4 |
| | | | 47 N | Auburn | 0 4 | 84 H | Wichita St. | 3 0 | 170 A | Southern Ill. | 1 2 |
| | | | | | | 84 H | Wichita St. | 5 4 | 197 H | Purdue | 10 3 |
| | | | | | | 84 H | Wichita St. | 3 2 | 205 A | Belmont | 4 2 |
| | | | | | | 87 A | UNC Wilmington | 6 1 | 213 H | Austin Peay | 3 0 |
| | | | | | | 87 A | UNC Wilmington | 2 3 | 214 H | Western Ill. | 8 5 |
| | | | | | | 87 A | UNC Wilmington | 11 5 | 214 H | Western Ill. | 4 2 |
| | | | | | | 100 A | Canisius | 1 3 | 214 H | Western Ill. | 7 4 |
| | | | | | | 100 A | Canisius | 4 5 | 238 A | Butler | 2 1 |
| | | | | | | 100 A | Canisius | 8 4 | 260 A | New Orleans | 8 7 |
| | | | | | | | | | 260 A | New Orleans | 11 4 |
| | | | | | | | | | 260 A | New Orleans | 10 3 |
| LAST 15 GAMES | | | | | | 100 A | Canisius | 1 3 | | | |
| | | | 31 H | Dallas Baptist | 3 2 | 165 A | Eastern Ill. | 6 4 | | | |
| | | | 31 H | Dallas Baptist | 5 8 | 170 A | Southern Ill. | 5 4 | | | |
| | | | 31 H | Dallas Baptist | 6 5 | | | | | | |
| | | | 238 A | Butler | 2 1 | | | | | | |
| | | | 197 H | Purdue | 10 3 | | | | | | |

Non-Div. I Games:

Indiana St.

| | | | | |
|-----|---|----------|---|---|
| 100 | A | Canisius | 8 | 4 |
| 100 | A | Canisius | 4 | 5 |

I
n
d
i
a
n
a
S
t
.

I
n
d
i
a
n
a
S
t
.

| Average RPI Win: | 115 | WON-LOST | WINNING | LAST 15 | STRENGTH OF | OPP. STRENGTH | TEAM | ADJ | CONF. | ADJ CONF. | | |
|---------------------|----------------|-----------|-----------|----------------|-------------|---------------|-------------------|-------------|--------|-------------------|-------|---|
| Average RPI Loss: | 56 | RECORD | PCT. RANK | GAMES | SCHEDULE | OF SCHEDULE | RPI | RPI | RPI | RPI | | |
| DIV. I ONLY | | 29-15-0 | .65909 | 47 | 8-7-0 | 16 | 43 | 20 | .57985 | 20 | 1 | 1 |
| DIV. I NON-CONF. | | 15-7-0 | .68182 | 41 | 2-2-0 | 187 | 229 | 98 | .52053 | 98 | 1 | 1 |
| <hr/> | | | | | | | | | | | | |
| TOTALS | RPI 1-25 | RPI 26-50 | | W-L RECORDS | | RPI 51-100 | | RPI 101-150 | | RPI 150+ | | |
| 29-15-0 | 7-5-0 | 7-3-0 | | OVERALL | | 3-5-0 | | 0-0-0 | | 12-2-0 | | |
| 19-6-0 | 5-1-0 | 2-1-0 | | HOME | | 1-2-0 | | 0-0-0 | | 11-2-0 | | |
| 8-9-0 | 2-4-0 | 4-2-0 | | AWAY | | 2-3-0 | | 0-0-0 | | 0-0-0 | | |
| 2-0-0 | 0-0-0 | 1-0-0 | | NEUTRAL | | 0-0-0 | | 0-0-0 | | 1-0-0 | | |
| <hr/> | | | | | | | | | | | | |
| 15-7-0 | 1-2-0 | 0-0-0 | | NON-CONFERENCE | | 2-3-0 | | 0-0-0 | | 12-2-0 | | |
| 12-4-0 | 0-0-0 | 0-0-0 | | HOME | | 1-2-0 | | 0-0-0 | | 11-2-0 | | |
| 2-3-0 | 1-2-0 | 0-0- | | AWAY | | 1-1-0 | | 0-0-0 | | 0-0-0 | | |
| 1-0-0 | 0-0-0 | 0-0-0 | | NEUTRAL | | 0-0-0 | | 0-0-0 | | 1-0-0 | | |
| <hr/> | | | | | | | | | | | | |
| 14-8-0 | 6-3-0 | 7-3-0 | | CONFERENCE | | 1-2-0 | | 0-0-0 | | 0-0-0 | | |
| 7-2-0 | 5-1-0 | 2-1-0 | | HOME | | 0-0-0 | | 0-0-0 | | 0-0-0 | | |
| 6-6-0 | 1-2-0 | 4-2-0 | | AWAY | | 1-2-0 | | 0-0-0 | | 0-0-0 | | |
| 1-0-0 | 0-0-0 | 1-0-0 | | NEUTRAL | | 0-0-0 | | 0-0-0 | | 0-0-0 | | |
| <hr/> | | | | | | | | | | | | |
| RPI S | Opponent | Score | RPI S | Opponent | Score | RPI S | Opponent | Score | RPI S | Opponent | Score | |
| 4 H | Ole Miss | 6 5 | 28 A | Tennessee | 8 5 | 59 A | Arkansas | 1 2 | 156 H | La.-Monroe | 3 2 | |
| 4 H | Ole Miss | 7 6 | 28 A | Tennessee | 9 10 | 59 A | Arkansas | 0 1 | 162 H | Stephen F. Austin | 3 2 | |
| 4 H | Ole Miss | 3 1 | 28 A | Tennessee | 7 6 | 59 A | Arkansas | 17 9 | 162 H | Stephen F. Austin | 8 0 | |
| 6 A | South Carolina | 2 1 | 38 A | Texas A&M | 5 1 | 67 A | Southern Miss. | 1 2 | 162 H | Stephen F. Austin | 1 2 | |
| 6 A | South Carolina | 3 9 | 38 A | Texas A&M | 6 4 | 67 H | Southern Miss. | 3 6 | 175 H | Saint Louis | 1 2 | |
| 6 A | South Carolina | 3 9 | 38 A | Texas A&M | 8 13 | 70 H | Samford | 12 1 | 175 H | Saint Louis | 4 3 | |
| 12 A | La.-Lafayette | 0 2 | 47 H | Auburn | 4 3 | 85 A | UAB | 5 2 | 175 H | Saint Louis | 9 3 | |
| 12 A | La.-Lafayette | 12 6 | 47 H | Auburn | 4 1 | 85 H | UAB | 1 2 | 181 N | Troy | 10 5 | |
| 12 A | La.-Lafayette | 0 6 | 47 H | Auburn | 1 2 | | | | 275 H | Jackson St. | 8 1 | |
| 16 H | Kentucky | 2 7 | 47 N | Auburn | 4 3 | | | | 296 H | Alcorn | 17 3 | |
| 16 H | Kentucky | 3 0 | | | | | | | 296 H | Alcorn | 12 0 | |
| 16 H | Kentucky | 5 3 | | | | | | | 298 H | Mississippi Val. | 3 0 | |
| | | | | | | | | | 298 H | Mississippi Val. | 7 0 | |
| | | | | | | | | | 298 H | Mississippi Val. | 8 0 | |
| <hr/> | | | | | | | | | | | | |
| LAST 15 GAMES | | | | | | | | | | | | |
| 6 A South Carolina | | | | | | 3 9 | 85 A UAB | | 5 2 | | | |
| 6 A South Carolina | | | | | | 2 1 | 275 H Jackson St. | | 8 1 | | | |
| 6 A South Carolina | | | | | | 3 9 | 47 H Auburn | | 4 3 | | | |
| 67 H Southern Miss. | | | | | | 3 6 | | | | | | |
| 28 A Tennessee | | | | | | 9 10 | | | | | | |

Non-Div. I Games:

Alabama

| | | | | |
|----|---|-----------|---|---|
| 28 | A | Tennessee | 7 | 6 |
| 28 | A | Tennessee | 8 | 5 |

A
l
a
b
a
m
a

A
l
a
b
a
m
a

| Average RPI Win: | 157 | WON-LOST RECORD | WINNING PCT. RANK | LAST 15 GAMES | STRENGTH OF SCHEDULE | OPP. STRENGTH OF SCHEDULE | TEAM RPI | ADJ RPI | CONF. RPI | ADJ CONF. RPI | | | | | |
|------------------|----------|--------------------|----------------------|------------------|-------------------------|------------------------------|-------------|---------------|--------------|------------------|-------|---------------|---|---------------|------|
| DIV. I ONLY | | 34-11-0 | .75556 | 9 | 11-4-0 | 125 | 111 | 21 | .57713 | 21 | 17 | 16 | | | |
| DIV. I NON-CONF. | | 18-6-0 | .75 | 26 | 2-1-0 | 69 | 75 | 7 | .59921 | 7 | 14 | 14 | | | |
| <hr/> | | | | | | | | | | | | | | | |
| TOTALS | RPI 1-25 | RPI 26-50 | | W-L RECORDS | | RPI 51-100 | | RPI 101-150 | | RPI 150+ | | | | | |
| 34-11-0 | 0-0-0 | 5-3-0 | | OVERALL | | 5-1-0 | | 5-1-0 | | 19-6-0 | | | | | |
| 22-2-0 | 0-0-0 | 3-0-0 | | HOME | | 5-1-0 | | 0-0-0 | | 14-1-0 | | | | | |
| 12-9-0 | 0-0-0 | 2-3-0 | | AWAY | | 0-0-0 | | 5-1-0 | | 5-5-0 | | | | | |
| 0-0-0 | 0-0-0 | 0-0-0 | | NEUTRAL | | 0-0-0 | | 0-0-0 | | 0-0-0 | | | | | |
| 18-6-0 | 0-0-0 | 5-3-0 | | NON-CONFERENCE | | 3-0-0 | | 0-0-0 | | 10-3-0 | | | | | |
| 12-0-0 | 0-0-0 | 3-0-0 | | HOME | | 3-0-0 | | 0-0-0 | | 6-0-0 | | | | | |
| 6-6-0 | 0-0-0 | 2-0- | | AWAY | | 0-0-0 | | 0-0-0 | | 4-3-0 | | | | | |
| 0-0-0 | 0-0-0 | 0-0-0 | | NEUTRAL | | 0-0-0 | | 0-0-0 | | 0-0-0 | | | | | |
| 16-5-0 | 0-0-0 | 0-0-0 | | CONFERENCE | | 2-1-0 | | 5-1-0 | | 9-3-0 | | | | | |
| 10-2-0 | 0-0-0 | 0-0-0 | | HOME | | 2-1-0 | | 0-0-0 | | 8-1-0 | | | | | |
| 6-3-0 | 0-0-0 | 0-0-0 | | AWAY | | 0-0-0 | | 5-1-0 | | 1-2-0 | | | | | |
| 0-0-0 | 0-0-0 | 0-0-0 | | NEUTRAL | | 0-0-0 | | 0-0-0 | | 0-0-0 | | | | | |
| RPI | S | Opponent | Score | RPI | S | Opponent | Score | RPI | S | Opponent | Score | | | | |
| 33 | A | Georgia Tech | 4 1 | 33 | A | Georgia Tech | 4 3 | 51 | H | Evansville | 8 5 | 105 | A | FGCU | 4 0 |
| 33 | A | Georgia Tech | 4 3 | 51 | H | Evansville | 8 3 | 105 | A | FGCU | 5 6 | 105 | A | FGCU | 5 3 |
| 36 | H | High Point | 5 4 | 51 | H | Evansville | 6 5 | 105 | A | FGCU | 5 3 | 149 | A | Jacksonville | 6 3 |
| 36 | H | High Point | 4 3 | 93 | H | Kennesaw St. | 1 2 | 149 | A | Jacksonville | 6 3 | 149 | A | Jacksonville | 4 2 |
| 36 | H | High Point | 5 2 | 93 | H | Kennesaw St. | 8 4 | 149 | A | Jacksonville | 9 4 | 149 | A | Jacksonville | 9 4 |
| 47 | A | Auburn | 5 6 | 93 | H | Kennesaw St. | 11 8 | 149 | A | Jacksonville | 9 4 | 159 | A | Lipscomb | 1 2 |
| 47 | A | Auburn | 1 4 | | | | | 159 | A | Lipscomb | 2 0 | 159 | A | Lipscomb | 2 4 |
| 47 | A | Auburn | 5 9 | | | | | 159 | A | Lipscomb | 2 4 | 164 | A | Georgia St. | 7 8 |
| | | | | | | | | 171 | A | Alabama St. | 12 4 | 171 | H | Alabama St. | 13 8 |
| | | | | | | | | 182 | H | North Florida | 6 3 | 182 | H | North Florida | 11 4 |
| | | | | | | | | 182 | H | North Florida | 3 6 | 182 | H | North Florida | 3 6 |
| | | | | | | | | 205 | A | Belmont | 3 4 | 205 | A | Belmont | 5 6 |
| | | | | | | | | 205 | A | Belmont | 9 4 | 205 | A | Belmont | 9 4 |
| | | | | | | | | 216 | A | Florida A&M | 8 5 | 216 | A | Florida A&M | 3 0 |
| | | | | | | | | 216 | A | Florida A&M | 3 0 | 216 | H | Florida A&M | 10 2 |
| | | | | | | | | 216 | H | Florida A&M | 10 2 | 216 | H | Florida A&M | 12 4 |
| | | | | | | | | 238 | H | Butler | 5 0 | 238 | H | Butler | 5 0 |
| | | | | | | | | 238 | H | Butler | 3 2 | 238 | H | Butler | 3 2 |
| | | | | | | | | 242 | H | Northern Ky. | 12 4 | 242 | H | Northern Ky. | 12 4 |
| | | | | | | | | 242 | H | Northern Ky. | 8 2 | 242 | H | Northern Ky. | 8 2 |
| | | | | | | | | 242 | H | Northern Ky. | 10 3 | 242 | H | Northern Ky. | 10 3 |
| <hr/> | | | | | | | | | | | | | | | |
| LAST 15 GAMES | | | | LAST 15 GAMES | | | | LAST 15 GAMES | | | | LAST 15 GAMES | | | |
| 105 | A | FGCU | 5 3 | 105 | A | FGCU | 4 0 | 159 | A | Lipscomb | 2 0 | 159 | A | Lipscomb | 1 2 |
| 105 | A | FGCU | 4 0 | 105 | A | FGCU | 5 6 | 159 | A | Lipscomb | 2 4 | 159 | A | Lipscomb | 2 4 |
| 33 | A | Georgia Tech | 4 3 | 33 | A | Georgia Tech | 4 3 | | | | | | | | |
| 242 | H | Northern Ky. | 8 2 | 242 | H | Northern Ky. | 8 2 | | | | | | | | |

Non-Div. I Games:

Mercer

| | | | | |
|-----|---|--------------|----|---|
| 242 | H | Northern Ky. | 10 | 3 |
| 242 | H | Northern Ky. | 12 | 4 |

| RPI | S | Opponent | Score | |
|-----|---|--------------|-------|---|
| 254 | H | USC Upstate | 3 | 0 |
| 254 | H | USC Upstate | 3 | 1 |
| 254 | H | USC Upstate | 11 | 5 |
| 263 | H | Savannah St. | 5 | 4 |

Mercer

M
e
r
c
e
r

M
e
r
c
e
r

| | | | | | | | | | | | |
|-------------------|----------|-----------------|-------------------|----------------|----------------------|---------------------------|-------------|---------|-----------|----------------|-------|
| Average RPI Win: | 154 | WON-LOST RECORD | WINNING PCT. RANK | LAST 15 GAMES | STRENGTH OF SCHEDULE | OPP. STRENGTH OF SCHEDULE | TEAM RPI | ADJ RPI | CONF. RPI | ADJ CONF. RPI | |
| Average RPI Loss: | 109 | | | | | | | | | | |
| DIV. I ONLY | 35-10-0 | .77778 | 5 | 5-2-0 | 120 | 132 | 22 | .57578 | 22 | 16 | 15 |
| DIV. I NON-CONF. | 16-9-0 | .64 | 60 | 1-2-0 | 100 | 100 | 47 | .54805 | 47 | 19 | 19 |
| <hr/> | | | | | | | | | | | |
| TOTALS | RPI 1-25 | RPI 26-50 | | W-L RECORDS | RPI 51-100 | | RPI 101-150 | | RPI 150+ | | |
| 35-10-0 | 0-0-0 | 5-3-0 | | OVERALL | 9-3-0 | | 5-2-0 | | 16-2-0 | | |
| 19-4-0 | 0-0-0 | 3-1-0 | | HOME | 7-2-0 | | 3-1-0 | | 6-0-0 | | |
| 13-4-0 | 0-0-0 | 2-2-0 | | AWAY | 2-1-0 | | 1-0-0 | | 8-1-0 | | |
| 3-2-0 | 0-0-0 | 0-0-0 | | NEUTRAL | 0-0-0 | | 1-1-0 | | 2-1-0 | | |
| <hr/> | | | | | | | | | | | |
| 16-9-0 | 0-0-0 | 2-3-0 | | NON-CONFERENCE | 4-2-0 | | 5-2-0 | | 5-2-0 | | |
| 8-3-0 | 0-0-0 | 0-1-0 | | HOME | 2-1-0 | | 3-1-0 | | 3-0-0 | | |
| 5-4-0 | 0-0-0 | 2-0- | | AWAY | 2-1-0 | | 1-0-0 | | 0-1-0 | | |
| 3-2-0 | 0-0-0 | 0-0-0 | | NEUTRAL | 0-0-0 | | 1-1-0 | | 2-1-0 | | |
| <hr/> | | | | | | | | | | | |
| 19-1-0 | 0-0-0 | 3-0-0 | | CONFERENCE | 5-1-0 | | 0-0-0 | | 11-0-0 | | |
| 11-1-0 | 0-0-0 | 3-0-0 | | HOME | 5-1-0 | | 0-0-0 | | 3-0-0 | | |
| 8-0-0 | 0-0-0 | 0-0-0 | | AWAY | 0-0-0 | | 0-0-0 | | 8-0-0 | | |
| 0-0-0 | 0-0-0 | 0-0-0 | | NEUTRAL | 0-0-0 | | 0-0-0 | | 0-0-0 | | |
| <hr/> | | | | | | | | | | | |
| RPI | S | Opponent | Score | RPI | S | Opponent | Score | RPI | S | Opponent | Score |
| | | | | 29 | A | Old Dominion | 1 0 | 61 | A | Duke | 8 2 |
| | | | | 29 | H | Old Dominion | 4 7 | 61 | H | Duke | 4 3 |
| | | | | 36 | H | High Point | 6 4 | 65 | H | Ball St. | 13 0 |
| | | | | 36 | H | High Point | 8 1 | 65 | H | Ball St. | 3 4 |
| | | | | 36 | H | High Point | 4 1 | 76 | H | Campbell | 17 1 |
| | | | | 37 | A | Maryland | 3 8 | 76 | H | Campbell | 5 6 |
| | | | | 42 | A | North Carolina | 1 3 | 76 | H | Campbell | 5 1 |
| | | | | 46 | A | Clemson | 4 3 | 87 | A | UNC Wilmington | 14 6 |
| | | | | | | | | 87 | A | UNC Wilmington | 0 11 |
| | | | | | | | | 95 | H | VMI | 4 0 |
| | | | | | | | | 95 | H | VMI | 5 0 |
| | | | | | | | | 95 | H | VMI | 17 0 |
| | | | | | | | | | | | |
| | | | | | | | | | | | |
| | | | | | | | | | | | |
| | | | | | | | | | | | |
| | | | | | | | | | | | |
| | | | | | | | | | | | |
| | | | | | | | | | | | |
| | | | | | | | | | | | |
| | | | | | | | | | | | |
| | | | | | | | | | | | |
| | | | | | | | | | | | |
| | | | | | | | | | | | |
| | | | | | | | | | | | |
| | | | | | | | | | | | |
| | | | | | | | | | | | |
| | | | | | | | | | | | |
| | | | | | | | | | | | |
| | | | | | | | | | | | |
| | | | | | | | | | | | |
| | | | | | | | | | | | |
| | | | | | | | | | | | |
| | | | | | | | | | | | |
| | | | | | | | | | | | |
| | | | | | | | | | | | |
| | | | | | | | | | | | |
| | | | | | | | | | | | |
| | | | | | | | | | | | |
| | | | | | | | | | | | |
| | | | | | | | | | | | |
| | | | | | | | | | | | |
| | | | | | | | | | | | |
| | | | | | | | | | | | |
| | | | | | | | | | | | |
| | | | | | | | | | | | |
| | | | | | | | | | | | |
| | | | | | | | | | | | |
| | | | | | | | | | | | |
| | | | | | | | | | | | |
| | | | | | | | | | | | |
| | | | | | | | | | | | |
| | | | | | | | | | | | |
| | | | | | | | | | | | |
| | | | | | | | | | | | |
| | | | | | | | | | | | |
| | | | | | | | | | | | |
| | | | | | | | | | | | |
| | | | | | | | | | | | |
| | | | | | | | | | | | |
| | | | | | | | | | | | |
| | | | | | | | | | | | |
| | | | | | | | | | | | |
| | | | | | | | | | | | |
| | | | | | | | | | | | |
| | | | | | | | | | | | |
| | | | | | | | | | | | |
| | | | | | | | | | | | |
| | | | | | | | | | | | |
| | | | | | | | | | | | |
| | | | | | | | | | | | |
| | | | | | | | | | | | |
| | | | | | | | | | | | |
| | | | | | | | | | | | |
| | | | | | | | | | | | |
| | | | | | | | | | | | |
| | | | | | | | | | | | |
| | | | | | | | | | | | |
| | | | | | | | | | | | |
| | | | | | | | | | | | |
| | | | | | | | | | | | |
| | | | | | | | | | | | |
| | | | | | | | | | | | |

Non-Div. I Games:

Liberty

| | | | | |
|-----|---|----------------|---|---|
| 42 | A | North Carolina | 1 | 3 |
| 223 | A | Gardner-Webb | 4 | 1 |

L
i
b
e
r
t
y

L
i
b
e
r
t
y

| Average RPI Win: | | 121 | WON-LOST RECORD | | WINNING PCT. RANK | | LAST 15 GAMES | | STRENGTH OF SCHEDULE | | OPP. STRENGTH OF SCHEDULE | | TEAM RPI | | ADJ RPI | | CONF. RPI | | ADJ CONF. RPI | | | | |
|------------------|---|----------|-----------------|-----------|-------------------|----------------|---------------|---------------|----------------------|-------------|---------------------------|----------|----------|-------------|---------|--------|-----------|-----|---------------|---------------|--|-------|---|
| DIV. I ONLY | | | 33-11-0 | | .75 | 11 | | 11-4-0 | | 88 | | 33 | | 23 | | .57425 | | 23 | | 8 | | 8 | |
| DIV. I NON-CONF. | | | 22-7-0 | | .75862 | 25 | | 3-1-0 | | 150 | | 35 | | 37 | | .55612 | | 37 | | 9 | | 9 | |
| TOTALS | | RPI 1-25 | | RPI 26-50 | | W-L RECORDS | | RPI 51-100 | | RPI 101-150 | | RPI 150+ | | | | | | | | | | | |
| 33-11-0 | | 3-4-0 | | 2-2-0 | | OVERALL | | 9-2-0 | | 7-1-0 | | 12-2-0 | | | | | | | | | | | |
| 25-6-0 | | 0-2-0 | | 0-0-0 | | HOME | | 8-2-0 | | 7-1-0 | | 10-1-0 | | | | | | | | | | | |
| 6-5-0 | | 3-2-0 | | 1-2-0 | | AWAY | | 1-0-0 | | 0-0-0 | | 1-1-0 | | | | | | | | | | | |
| 2-0-0 | | 0-0-0 | | 1-0-0 | | NEUTRAL | | 0-0-0 | | 0-0-0 | | 1-0-0 | | | | | | | | | | | |
| 22-7-0 | | 0-4-0 | | 1-0-0 | | NON-CONFERENCE | | 5-0-0 | | 4-1-0 | | 12-2-0 | | | | | | | | | | | |
| 18-4-0 | | 0-2-0 | | 0-0-0 | | HOME | | 4-0-0 | | 4-1-0 | | 10-1-0 | | | | | | | | | | | |
| 2-3-0 | | 0-2-0 | | 0-0- | | AWAY | | 1-0-0 | | 0-0-0 | | 1-1-0 | | | | | | | | | | | |
| 2-0-0 | | 0-0-0 | | 1-0-0 | | NEUTRAL | | 0-0-0 | | 0-0-0 | | 1-0-0 | | | | | | | | | | | |
| 11-4-0 | | 3-0-0 | | 1-2-0 | | CONFERENCE | | 4-2-0 | | 3-0-0 | | 0-0-0 | | | | | | | | | | | |
| 7-2-0 | | 0-0-0 | | 0-0-0 | | HOME | | 4-2-0 | | 3-0-0 | | 0-0-0 | | | | | | | | | | | |
| 4-2-0 | | 3-0-0 | | 1-2-0 | | AWAY | | 0-0-0 | | 0-0-0 | | 0-0-0 | | | | | | | | | | | |
| 0-0-0 | | 0-0-0 | | 0-0-0 | | NEUTRAL | | 0-0-0 | | 0-0-0 | | 0-0-0 | | | | | | | | | | | |
| RPI | S | Opponent | | Score | | RPI | S | Opponent | | Score | | RPI | S | Opponent | | Score | | RPI | S | Opponent | | Score | |
| 2 | A | Indiana | | 3 | 9 | 27 | N | West Virginia | | 7 | 6 | 70 | H | Samford | | 4 | 2 | 104 | H | Xavier | | 12 | 3 |
| 2 | H | Indiana | | 2 | 6 | 45 | A | UCF | | 3 | 4 | 70 | H | Samford | | 20 | 10 | 104 | H | Xavier | | 8 | 1 |
| 9 | A | Houston | | 4 | 2 | 45 | A | UCF | | 3 | 2 | 70 | H | Samford | | 18 | 2 | 119 | H | UConn | | 6 | 1 |
| 9 | A | Houston | | 10 | 3 | 45 | A | UCF | | 2 | 8 | 79 | H | Memphis | | 8 | 7 | 119 | H | UConn | | 2 | 0 |
| 9 | A | Houston | | 3 | 2 | | | | | | | 79 | H | Memphis | | 2 | 3 | 119 | H | UConn | | 8 | 2 |
| 16 | A | Kentucky | | 3 | 8 | | | | | | | 79 | H | Memphis | | 5 | 4 | 135 | H | Miami (OH) | | 10 | 1 |
| 16 | H | Kentucky | | 2 | 4 | | | | | | | 88 | A | Western Ky. | | 5 | 3 | 135 | H | Miami (OH) | | 9 | 0 |
| | | | | | | | | | | | | 88 | H | Western Ky. | | 3 | 1 | 135 | H | Miami (OH) | | 4 | 6 |
| | | | | | | | | | | | | 90 | H | Rutgers | | 9 | 8 | 155 | N | Delaware | | 6 | 1 |
| | | | | | | | | | | | | 90 | H | Rutgers | | 6 | 1 | 160 | H | Eastern Ky. | | 13 | 1 |
| | | | | | | | | | | | | 90 | H | Rutgers | | 2 | 11 | 165 | H | Eastern Ill. | | 6 | 0 |
| | | | | | | | | | | | | | | | | | | 179 | A | Citadel | | 3 | 5 |
| | | | | | | | | | | | | | | | | | | 183 | H | Morehead St. | | 7 | 3 |
| | | | | | | | | | | | | | | | | | | 186 | H | Toledo | | 8 | 2 |
| | | | | | | | | | | | | | | | | | | 186 | H | Toledo | | 6 | 2 |
| | | | | | | | | | | | | | | | | | | 197 | A | Purdue | | 3 | 1 |
| | | | | | | | | | | | | | | | | | | 214 | H | Western Ill. | | 5 | 2 |
| | | | | | | | | | | | | | | | | | | 214 | H | Western Ill. | | 8 | 0 |
| | | | | | | | | | | | | | | | | | | 217 | H | Western Mich. | | 2 | 4 |
| | | | | | | | | | | | | | | | | | | 217 | H | Western Mich. | | 8 | 0 |
| | | | | | | | | | | | | | | | | | | 217 | H | Western Mich. | | 21 | 8 |
| | | | | | | | | | | | | | | | | | | 238 | H | Butler | | 15 | 1 |
| LAST 15 GAMES | | | | | | | | | | | | | | | | | | | | | | | |
| | | | | 119 | H | UConn | | 8 | 2 | 45 | A | UCF | | 2 | 8 | | | | | | | | |
| | | | | 119 | H | UConn | | 6 | 1 | 16 | H | Kentucky | | 2 | 4 | | | | | | | | |
| | | | | 119 | H | UConn | | 2 | 0 | 9 | A | Houston | | 10 | 3 | | | | | | | | |
| | | | | 183 | H | Morehead St. | | 7 | 3 | | | | | | | | | | | | | | |
| | | | | 88 | H | Western Ky. | | 3 | 1 | | | | | | | | | | | | | | |

Non-Div. I Games:

Louisville

| | | | | |
|----|---|-----|---|---|
| 45 | A | UCF | 3 | 2 |
| 45 | A | UCF | 3 | 4 |

L
o
u
i
s
v
i
l
l
e

L
o
u
i
s
v
i
l
l
e

| | | | | | | | | | | | |
|----------------------|------------|-----------|-----------|----------------|---------------------|----------------------|------|-------------|----------------|-----------|----|
| Average RPI Win: | 120 | WON-LOST | WINNING | LAST 15 | STRENGTH OF | OPP. STRENGTH | TEAM | ADJ | CONF. | ADJ CONF. | |
| Average RPI Loss: | 77 | RECORD | PCT. RANK | GAMES | SCHEDULE | OF SCHEDULE | RPI | RPI | RPI | RPI | |
| DIV. I ONLY | 29-10-1 | .7375 | 14 | 10-5-0 | 130 | 12 | 24 | .57381 | 24 | 4 | 4 |
| DIV. I NON-CONF. | 13-4-1 | .75 | 26 | 1-1-0 | 255 | 50 | 48 | .54696 | 48 | 3 | 3 |
| <hr/> | | | | | | | | | | | |
| TOTALS | RPI 1-25 | RPI 26-50 | | W-L RECORDS | | RPI 51-100 | | RPI 101-150 | | RPI 150+ | |
| 29-10-1 | 2-3-0 | 7-3-0 | | OVERALL | | 4-1-0 | | 4-1-1 | | 12-2-0 | |
| 15-3-0 | 2-1-0 | 2-1-0 | | HOME | | 0-0-0 | | 2-1-0 | | 9-0-0 | |
| 11-3-0 | 0-0-0 | 5-1-0 | | AWAY | | 3-1-0 | | 0-0-0 | | 3-1-0 | |
| 3-4-1 | 0-2-0 | 0-1-0 | | NEUTRAL | | 1-0-0 | | 2-0-1 | | 0-1-0 | |
| 13-4-1 | 0-1-0 | 0-1-0 | | NON-CONFERENCE | | 2-0-0 | | 2-0-1 | | 9-2-0 | |
| 6-0-0 | 0-0-0 | 0-0-0 | | HOME | | 0-0-0 | | 0-0-0 | | 6-0-0 | |
| 4-1-0 | 0-0-0 | 0-0- | | AWAY | | 1-0-0 | | 0-0-0 | | 3-1-0 | |
| 3-3-1 | 0-1-0 | 0-1-0 | | NEUTRAL | | 1-0-0 | | 2-0-1 | | 0-1-0 | |
| 16-6-0 | 2-2-0 | 7-2-0 | | CONFERENCE | | 2-1-0 | | 2-1-0 | | 3-0-0 | |
| 9-3-0 | 2-1-0 | 2-1-0 | | HOME | | 0-0-0 | | 2-1-0 | | 3-0-0 | |
| 7-2-0 | 0-0-0 | 5-1-0 | | AWAY | | 2-1-0 | | 0-0-0 | | 0-0-0 | |
| 0-1-0 | 0-1-0 | 0-0-0 | | NEUTRAL | | 0-0-0 | | 0-0-0 | | 0-0-0 | |
| <hr/> | | | | | | | | | | | |
| RPI S | Opponent | Score | | RPI S | Opponent | Score | | RPI S | Opponent | Score | |
| 2 N | Indiana | 2 | 8 | 34 H | Stanford | 7 | 2 | 77 A | Texas St. | 6 | 1 |
| 10 N | Oregon St. | 2 | 3 | 34 H | Stanford | 6 | 1 | 78 A | California | 4 | 3 |
| 25 H | Oregon | 1 | 0 | 34 H | Stanford | 3 | 6 | 78 A | California | 1 | 7 |
| 25 H | Oregon | 5 | 4 | 35 A | Arizona St. | 9 | 3 | 78 A | California | 6 | 2 |
| 25 H | Oregon | 3 | 10 | 35 A | Arizona St. | 4 | 3 | 99 N | Michigan St. | 4 | 1 |
| | | | | 35 A | Arizona St. | 1 | 4 | 133 N | Michigan | 7 | 7 |
| | | | | 43 N | Nebraska | 3 | 13 | 133 N | Michigan | 8 | 6 |
| | | | | 48 A | Southern California | 8 | 3 | 161 H | Gonzaga | 7 | 1 |
| | | | | 48 A | Southern California | 19 | 4 | 166 A | San Jose St. | 7 | 0 |
| | | | | 48 A | Southern California | 8 | 2 | 173 A | Santa Clara | 6 | 4 |
| | | | | | | | | 173 A | Santa Clara | 9 | 1 |
| | | | | | | | | 178 H | Arizona | 8 | 0 |
| | | | | | | | | 178 H | Arizona | 8 | 7 |
| | | | | | | | | 178 H | Arizona | 5 | 2 |
| | | | | | | | | 190 H | UC Davis | 2 | 1 |
| | | | | | | | | 190 H | UC Davis | 4 | 1 |
| | | | | | | | | 190 H | UC Davis | 8 | 3 |
| | | | | | | | | 202 N | Air Force | 9 | 14 |
| | | | | | | | | 224 A | Seattle | 0 | 1 |
| | | | | | | | | 254 H | Portland | 7 | 6 |
| | | | | | | | | 297 H | Northern Colo. | 14 | 3 |
| <hr/> | | | | | | | | | | | |
| LAST 15 GAMES | | | | | | | | | | | |
| 112 H Washington St. | | | | 2 | 0 | 297 H Northern Colo. | | | | 14 | 3 |
| 112 H Washington St. | | | | 2 | 1 | 34 H Stanford | | | | 3 | 6 |
| 112 H Washington St. | | | | 4 | 6 | 34 H Stanford | | | | 7 | 2 |
| 224 A Seattle | | | | 0 | 1 | | | | | | |
| 78 A California | | | | 1 | 7 | | | | | | |

Non-Div. I Games:

Washington

| | | |
|-----------------|---|---|
| 78 A California | 6 | 2 |
| 78 A California | 4 | 3 |

W
a
s
h
i
n
g
t
o
n

W
a
s
h
i
n
g
t
o
n

| Average RPI Win: 133 | | WON-LOST RECORD | | WINNING PCT. RANK | | LAST 15 GAMES | | STRENGTH OF SCHEDULE | | OPP. STRENGTH OF SCHEDULE | | TEAM RPI | | ADJ RPI | | CONF. RPI | | ADJ CONF. RPI | |
|----------------------|---|-----------------|--|-------------------|--|----------------------|---|----------------------|--|---------------------------|--|-------------------|---|-------------------|--|-----------|--|---------------|--|
| DIV. I ONLY | | 31-13-0 | | .70455 25 | | 10-5-0 | | 106 | | 29 | | 25 | | .5719 25 | | 4 | | 4 | |
| DIV. I NON-CONF. | | 21-5-0 | | .80769 17 | | 6-0-0 | | 193 | | 34 | | 31 | | .56897 31 | | 3 | | 3 | |
| TOTALS | | RPI 1-25 | | RPI 26-50 | | W-L RECORDS | | RPI 51-100 | | RPI 101-150 | | RPI 150+ | | | | | | | |
| 31-13-0 | | 1-5-0 | | 3-3-0 | | OVERALL | | 6-4-0 | | 8-1-0 | | 13-0-0 | | | | | | | |
| 18-5-0 | | 0-0-0 | | 2-1-0 | | HOME | | 6-4-0 | | 3-0-0 | | 7-0-0 | | | | | | | |
| 13-8-0 | | 1-5-0 | | 1-2-0 | | AWAY | | 0-0-0 | | 5-1-0 | | 6-0-0 | | | | | | | |
| 0-0-0 | | 0-0-0 | | 0-0-0 | | NEUTRAL | | 0-0-0 | | 0-0-0 | | 0-0-0 | | | | | | | |
| 21-5-0 | | 0-0-0 | | 0-0-0 | | NON-CONFERENCE | | 6-4-0 | | 5-1-0 | | 10-0-0 | | | | | | | |
| 10-4-0 | | 0-0-0 | | 0-0-0 | | HOME | | 6-4-0 | | 0-0-0 | | 4-0-0 | | | | | | | |
| 11-1-0 | | 0-0-0 | | 0-0- | | AWAY | | 0-0-0 | | 5-1-0 | | 6-0-0 | | | | | | | |
| 0-0-0 | | 0-0-0 | | 0-0-0 | | NEUTRAL | | 0-0-0 | | 0-0-0 | | 0-0-0 | | | | | | | |
| 10-8-0 | | 1-5-0 | | 3-3-0 | | CONFERENCE | | 0-0-0 | | 3-0-0 | | 3-0-0 | | | | | | | |
| 8-1-0 | | 0-0-0 | | 2-1-0 | | HOME | | 0-0-0 | | 3-0-0 | | 3-0-0 | | | | | | | |
| 2-7-0 | | 1-5-0 | | 1-2-0 | | AWAY | | 0-0-0 | | 0-0-0 | | 0-0-0 | | | | | | | |
| 0-0-0 | | 0-0-0 | | 0-0-0 | | NEUTRAL | | 0-0-0 | | 0-0-0 | | 0-0-0 | | | | | | | |
| RPI | S | Opponent | | Score | | RPI | S | Opponent | | Score | | RPI | S | Opponent | | Score | | | |
| 10 | A | Oregon St. | | 2 4 | | 34 | A | Stanford | | 1 2 | | 64 | H | Cal St. Fullerton | | 2 3 | | | |
| 10 | A | Oregon St. | | 1 3 | | 34 | A | Stanford | | 3 6 | | 64 | H | Cal St. Fullerton | | 4 5 | | | |
| 10 | A | Oregon St. | | 1 7 | | 34 | A | Stanford | | 9 2 | | 64 | H | Cal St. Fullerton | | 2 9 | | | |
| 24 | A | Washington | | 0 1 | | 48 | H | Southern California | | 7 2 | | 74 | H | San Diego | | 4 3 | | | |
| 24 | A | Washington | | 10 3 | | 48 | H | Southern California | | 2 3 | | 82 | H | Ohio St. | | 20 4 | | | |
| 24 | A | Washington | | 4 5 | | 48 | H | Southern California | | 7 2 | | 82 | H | Ohio St. | | 8 2 | | | |
| | | | | | | | | | | | | 82 | H | Ohio St. | | 0 5 | | | |
| | | | | | | | | | | | | 92 | H | UC Riverside | | 7 4 | | | |
| | | | | | | | | | | | | 92 | H | UC Riverside | | 6 5 | | | |
| | | | | | | | | | | | | 92 | H | UC Riverside | | 7 2 | | | |
| | | | | | | LAST 15 GAMES | | | | | | | | | | | | | |
| | | | | | | 10 A Oregon St. | | | | | | 92 H UC Riverside | | | | | | | |
| | | | | | | 10 A Oregon St. | | | | | | 92 H UC Riverside | | | | | | | |
| | | | | | | 10 A Oregon St. | | | | | | 92 H UC Riverside | | | | | | | |
| | | | | | | 112 H Washington St. | | | | | | | | | | | | | |
| | | | | | | 112 H Washington St. | | | | | | | | | | | | | |

| | | | | |
|-----|---|----------------|----|---|
| 112 | H | Washington St. | 11 | 1 |
| 74 | H | San Diego | 4 | 3 |

UNLV

| Average RPI Win: 108 | | WON-LOST RECORD | WINNING PCT. RANK | LAST 15 GAMES | STRENGTH OF SCHEDULE | OPP. STRENGTH OF SCHEDULE | TEAM RPI | ADJ RPI | | CONF. RPI | ADJ CONF. RPI | | | | |
|----------------------|---|--------------------|----------------------|------------------|-------------------------|------------------------------|-------------|------------|--------|-------------------|------------------|----------|---|---------------|------|
| Average RPI Loss: 93 | | | | | | | | | | | | | | | |
| DIV. I ONLY | | 28-15-0 | .65116 | 49 | 8-7-0 | 68 | 52 | 26 | .57096 | 26 | 7 | 7 | | | |
| DIV. I NON-CONF. | | 12-7-0 | .63158 | 65 | 1-2-0 | 17 | 55 | 10 | .59373 | 10 | 7 | 7 | | | |
| <hr/> | | | | | | | | | | | | | | | |
| TOTALS | | RPI 1-25 | | RPI 26-50 | | W-L RECORDS | | RPI 51-100 | | RPI 101-150 | | RPI 150+ | | | |
| 28-15-0 | | 0-0-0 | | 8-6-0 | | OVERALL | | 6-4-0 | | 5-0-0 | | 9-5-0 | | | |
| 18-2-0 | | 0-0-0 | | 4-0-0 | | HOME | | 3-1-0 | | 4-0-0 | | 7-1-0 | | | |
| 10-13-0 | | 0-0-0 | | 4-6-0 | | AWAY | | 3-3-0 | | 1-0-0 | | 2-4-0 | | | |
| 0-0-0 | | 0-0-0 | | 0-0-0 | | NEUTRAL | | 0-0-0 | | 0-0-0 | | 0-0-0 | | | |
| 12-7-0 | | 0-0-0 | | 3-5-0 | | NON-CONFERENCE | | 2-2-0 | | 5-0-0 | | 2-0-0 | | | |
| 8-0-0 | | 0-0-0 | | 1-0-0 | | HOME | | 1-0-0 | | 4-0-0 | | 2-0-0 | | | |
| 4-7-0 | | 0-0-0 | | 2-0- | | AWAY | | 1-2-0 | | 1-0-0 | | 0-0-0 | | | |
| 0-0-0 | | 0-0-0 | | 0-0-0 | | NEUTRAL | | 0-0-0 | | 0-0-0 | | 0-0-0 | | | |
| 16-8-0 | | 0-0-0 | | 5-1-0 | | CONFERENCE | | 4-2-0 | | 0-0-0 | | 7-5-0 | | | |
| 10-2-0 | | 0-0-0 | | 3-0-0 | | HOME | | 2-1-0 | | 0-0-0 | | 5-1-0 | | | |
| 6-6-0 | | 0-0-0 | | 2-1-0 | | AWAY | | 2-1-0 | | 0-0-0 | | 2-4-0 | | | |
| 0-0-0 | | 0-0-0 | | 0-0-0 | | NEUTRAL | | 0-0-0 | | 0-0-0 | | 0-0-0 | | | |
| RPI | S | Opponent | Score | RPI | S | Opponent | Score | RPI | S | Opponent | Score | | | | |
| | | | | 27 | H | West Virginia | 4 3 | 56 | H | San Diego St. | 9 1 | 101 | H | Central Mich. | 5 0 |
| | | | | 28 | A | Tennessee | 4 5 | 56 | H | San Diego St. | 2 5 | 101 | H | Central Mich. | 11 8 |
| | | | | 28 | A | Tennessee | 2 4 | 56 | H | San Diego St. | 5 4 | 101 | H | Central Mich. | 5 2 |
| | | | | 28 | A | Tennessee | 7 8 | 59 | A | Arkansas | 10 7 | 101 | H | Central Mich. | 6 2 |
| | | | | 35 | A | Arizona St. | 2 5 | 59 | A | Arkansas | 2 9 | 118 | A | Creighton | 3 1 |
| | | | | 43 | A | Nebraska | 5 2 | 64 | A | Cal St. Fullerton | 1 2 | 166 | A | San Jose St. | 2 3 |
| | | | | 43 | A | Nebraska | 3 5 | 69 | A | Fresno St. | 6 0 | 166 | A | San Jose St. | 2 1 |
| | | | | 43 | A | Nebraska | 5 4 | 69 | A | Fresno St. | 0 2 | 166 | A | San Jose St. | 18 2 |
| | | | | 50 | A | New Mexico | 8 2 | 69 | A | Fresno St. | 7 0 | 166 | H | San Jose St. | 9 1 |
| | | | | 50 | A | New Mexico | 3 2 | 92 | H | UC Riverside | 5 4 | 166 | H | San Jose St. | 3 4 |
| | | | | 50 | A | New Mexico | 4 5 | | | | | 166 | H | San Jose St. | 2 1 |
| | | | | 50 | H | New Mexico | 11 2 | | | | | 192 | H | Utah Valley | 8 3 |
| | | | | 50 | H | New Mexico | 14 6 | | | | | 202 | A | Air Force | 9 10 |
| | | | | 50 | H | New Mexico | 14 2 | | | | | 202 | A | Air Force | 6 7 |
| | | | | | | | | | | | | 202 | A | Air Force | 4 14 |
| | | | | | | | | | | | | 202 | H | Air Force | 13 3 |
| | | | | | | | | | | | | 202 | H | Air Force | 6 1 |
| | | | | | | | | | | | | 202 | H | Air Force | 12 1 |
| | | | | | | | | | | | | 276 | H | North Dakota | 16 6 |
| <hr/> | | | | | | | | | | | | | | | |
| LAST 15 GAMES | | | | | | | | | | | | | | | |
| | | | | 50 | H | New Mexico | 14 2 | 166 | H | San Jose St. | 3 4 | | | | |
| | | | | 50 | H | New Mexico | 14 6 | 166 | H | San Jose St. | 2 1 | | | | |
| | | | | 50 | H | New Mexico | 11 2 | 166 | H | San Jose St. | 9 1 | | | | |
| | | | | 202 | A | Air Force | 6 7 | | | | | | | | |
| | | | | 202 | A | Air Force | 4 14 | | | | | | | | |

Non-Div. I Games:

UNLV

| | | | |
|-------|-------------|---|----|
| 202 A | Air Force | 9 | 10 |
| 35 A | Arizona St. | 2 | 5 |

U
N
L
V

U
N
L
V

| Average RPI Win: 112 | | WON-LOST | WINNING | LAST 15 | STRENGTH OF | | OPP. STRENGTH | TEAM | ADJ | CONF. | ADJ CONF. | | | |
|----------------------|---|------------|-----------|-----------|-------------|----------------|----------------|------------|-------|-------------|-----------|----------------|--|-------|
| Average RPI Loss: 71 | | RECORD | PCT. RANK | GAMES | SCHEDULE | | OF SCHEDULE | RPI | RPI | RPI | RPI | | | |
| DIV. I ONLY | | 24-16-0 | .6 | 74 | 8-7-0 | | 52 | 28 | 27 | .56821 | 27 | | | |
| DIV. I NON-CONF. | | 17-9-0 | .65385 | 54 | 3-1-0 | | 107 | 20 | 24 | .57484 | 24 | | | |
| <hr/> | | | | | | | | | | | | | | |
| TOTALS | | RPI 1-25 | | RPI 26-50 | | W-L RECORDS | | RPI 51-100 | | RPI 101-150 | | RPI 150+ | | |
| 24-16-0 | | 0-4-0 | | 2-4-0 | | OVERALL | | 11-5-0 | | 5-0-0 | | 6-3-0 | | |
| 9-3-0 | | 0-0-0 | | 1-3-0 | | HOME | | 4-0-0 | | 3-0-0 | | 1-0-0 | | |
| 12-11-0 | | 0-3-0 | | 1-1-0 | | AWAY | | 6-5-0 | | 1-0-0 | | 4-2-0 | | |
| 3-2-0 | | 0-1-0 | | 0-0-0 | | NEUTRAL | | 1-0-0 | | 1-0-0 | | 1-1-0 | | |
| 17-9-0 | | 0-1-0 | | 2-1-0 | | NON-CONFERENCE | | 6-4-0 | | 3-0-0 | | 6-3-0 | | |
| 4-0-0 | | 0-0-0 | | 1-0-0 | | HOME | | 1-0-0 | | 1-0-0 | | 1-0-0 | | |
| 10-7-0 | | 0-0-0 | | 1-0- | | AWAY | | 4-4-0 | | 1-0-0 | | 4-2-0 | | |
| 3-2-0 | | 0-1-0 | | 0-0-0 | | NEUTRAL | | 1-0-0 | | 1-0-0 | | 1-1-0 | | |
| 7-7-0 | | 0-3-0 | | 0-3-0 | | CONFERENCE | | 5-1-0 | | 2-0-0 | | 0-0-0 | | |
| 5-3-0 | | 0-0-0 | | 0-3-0 | | HOME | | 3-0-0 | | 2-0-0 | | 0-0-0 | | |
| 2-4-0 | | 0-3-0 | | 0-0-0 | | AWAY | | 2-1-0 | | 0-0-0 | | 0-0-0 | | |
| 0-0-0 | | 0-0-0 | | 0-0-0 | | NEUTRAL | | 0-0-0 | | 0-0-0 | | 0-0-0 | | |
| RPI | S | Opponent | | Score | RPI | S | Opponent | | Score | RPI | S | Opponent | | Score |
| 13 | A | TCU | | 3 4 | 26 | A | UNLV | | 3 4 | 56 | A | San Diego St. | | 6 2 |
| 13 | A | TCU | | 1 3 | 37 | H | Maryland | | 14 2 | 56 | A | San Diego St. | | 1 2 |
| 13 | A | TCU | | 0 8 | 40 | H | Oklahoma St. | | 0 6 | 56 | A | San Diego St. | | 3 7 |
| 23 | N | Louisville | | 6 7 | 40 | H | Oklahoma St. | | 2 9 | 61 | N | Duke | | 3 1 |
| | | | | | 40 | H | Oklahoma St. | | 4 7 | 82 | H | Ohio St. | | 4 1 |
| | | | | | 42 | A | North Carolina | | 5 1 | 87 | A | UNC Wilmington | | 9 3 |
| | | | | | | | | | | 87 | A | UNC Wilmington | | 10 13 |
| | | | | | | | | | | 87 | A | UNC Wilmington | | 1 2 |
| | | | | | | | | | | 89 | A | Oklahoma | | 7 0 |
| | | | | | | | | | | 89 | A | Oklahoma | | 3 5 |
| | | | | | | | | | | 89 | A | Oklahoma | | 9 5 |
| | | | | | | | | | | 92 | A | UC Riverside | | 2 1 |
| | | | | | | | | | | 92 | A | UC Riverside | | 7 4 |
| | | | | | | | | | | 96 | H | Kansas St. | | 6 5 |
| | | | | | | | | | | 96 | H | Kansas St. | | 6 1 |
| | | | | | | | | | | 96 | H | Kansas St. | | 10 1 |
| LAST 15 GAMES | | | | | | | | | | | | | | |
| | | | | | 96 | H | Kansas St. | | 6 1 | 89 | A | Oklahoma | | 7 0 |
| | | | | | 96 | H | Kansas St. | | 6 5 | 82 | H | Ohio St. | | 4 1 |
| | | | | | 96 | H | Kansas St. | | 10 1 | 40 | H | Oklahoma St. | | 4 7 |
| | | | | | 188 | H | Marshall | | 10 3 | | | | | |
| | | | | | 37 | H | Maryland | | 14 2 | | | | | |

Non-Div. I Games:

West Virginia

| | | |
|---------------|---|---|
| 89 A Oklahoma | 9 | 5 |
| 89 A Oklahoma | 3 | 5 |

W
e
s
t
V
i
r
g
i
n
i
a

W
e
s
t
V
i
r
g
i
n
i
a

| Average RPI Win: 117 | | WON-LOST RECORD | | WINNING PCT. RANK | | LAST 15 GAMES | | STRENGTH OF SCHEDULE | | OPP. STRENGTH OF SCHEDULE | | TEAM RPI | | ADJ RPI | | CONF. RPI | | ADJ CONF. RPI | | | | | |
|----------------------|---|-----------------|--|-------------------|---|----------------|---|----------------------|--|---------------------------|---|----------|---|---------------|--|-----------|---|---------------|---|-----------------|--|----|---|
| DIV. I ONLY | | 26-16-0 | | .61905 64 | | 7-8-0 | | 35 | | 13 | | 28 | | .5668 28 | | 1 | | 1 | | | | | |
| DIV. I NON-CONF. | | 18-3-0 | | .85714 9 | | 2-1-0 | | 171 | | 108 | | 14 | | .58626 14 | | 1 | | 1 | | | | | |
| TOTALS | | RPI 1-25 | | RPI 26-50 | | W-L RECORDS | | RPI 51-100 | | RPI 101-150 | | RPI 150+ | | | | | | | | | | | |
| 26-16-0 | | 4-8-0 | | 6-3-0 | | OVERALL | | 2-2-0 | | 4-1-0 | | 10-2-0 | | | | | | | | | | | |
| 18-6-0 | | 3-3-0 | | 4-2-0 | | HOME | | 1-0-0 | | 0-0-0 | | 10-1-0 | | | | | | | | | | | |
| 8-10-0 | | 1-5-0 | | 2-1-0 | | AWAY | | 1-2-0 | | 4-1-0 | | 0-1-0 | | | | | | | | | | | |
| 0-0-0 | | 0-0-0 | | 0-0-0 | | NEUTRAL | | 0-0-0 | | 0-0-0 | | 0-0-0 | | | | | | | | | | | |
| 18-3-0 | | 0-0-0 | | 5-1-0 | | NON-CONFERENCE | | 1-0-0 | | 2-0-0 | | 10-2-0 | | | | | | | | | | | |
| 14-1-0 | | 0-0-0 | | 3-0-0 | | HOME | | 1-0-0 | | 0-0-0 | | 10-1-0 | | | | | | | | | | | |
| 4-2-0 | | 0-0-0 | | 2-0- | | AWAY | | 0-0-0 | | 2-0-0 | | 0-1-0 | | | | | | | | | | | |
| 0-0-0 | | 0-0-0 | | 0-0-0 | | NEUTRAL | | 0-0-0 | | 0-0-0 | | 0-0-0 | | | | | | | | | | | |
| 8-13-0 | | 4-8-0 | | 1-2-0 | | CONFERENCE | | 1-2-0 | | 2-1-0 | | 0-0-0 | | | | | | | | | | | |
| 4-5-0 | | 3-3-0 | | 1-2-0 | | HOME | | 0-0-0 | | 0-0-0 | | 0-0-0 | | | | | | | | | | | |
| 4-8-0 | | 1-5-0 | | 0-0-0 | | AWAY | | 1-2-0 | | 2-1-0 | | 0-0-0 | | | | | | | | | | | |
| 0-0-0 | | 0-0-0 | | 0-0-0 | | NEUTRAL | | 0-0-0 | | 0-0-0 | | 0-0-0 | | | | | | | | | | | |
| RPI | S | Opponent | | Score | | RPI | S | Opponent | | Score | | RPI | S | Opponent | | Score | | | | | | | |
| 6 | A | South Carolina | | 6 | 9 | 26 | H | UNLV | | 8 | 7 | 58 | H | Western Caro. | | 6 | 2 | 103 | A | Middle Tenn. | | 2 | 0 |
| 6 | A | South Carolina | | 2 | 3 | 26 | H | UNLV | | 5 | 4 | 62 | A | Georgia | | 4 | 7 | 108 | A | Missouri | | 2 | 5 |
| 6 | A | South Carolina | | 0 | 8 | 26 | H | UNLV | | 4 | 2 | 62 | A | Georgia | | 5 | 3 | 108 | A | Missouri | | 4 | 1 |
| 8 | H | Vanderbilt | | 10 | 9 | 35 | A | Arizona St. | | 1 | 3 | 62 | A | Georgia | | 1 | 4 | 108 | A | Missouri | | 5 | 1 |
| 8 | H | Vanderbilt | | 4 | 6 | 35 | A | Arizona St. | | 6 | 5 | | | | | | | 131 | A | Tennessee Tech | | 10 | 1 |
| 8 | H | Vanderbilt | | 7 | 0 | 35 | A | Arizona St. | | 6 | 4 | | | | | | | 185 | H | Appalachian St. | | 5 | 3 |
| 15 | A | LSU | | 7 | 8 | 47 | H | Auburn | | 2 | 3 | | | | | | | 194 | A | East Tenn. St. | | 7 | 9 |
| 15 | A | LSU | | 6 | 3 | 47 | H | Auburn | | 2 | 4 | | | | | | | 194 | H | East Tenn. St. | | 1 | 2 |
| 15 | A | LSU | | 4 | 9 | 47 | H | Auburn | | 8 | 6 | | | | | | | 197 | H | Purdue | | 8 | 2 |
| 20 | H | Alabama | | 5 | 8 | | | | | | | | | | | | | 197 | H | Purdue | | 3 | 0 |
| 20 | H | Alabama | | 6 | 7 | | | | | | | | | | | | | 197 | H | Purdue | | 20 | 2 |
| 20 | H | Alabama | | 10 | 9 | | | | | | | | | | | | | 213 | H | Austin Peay | | 8 | 7 |
| | | | | | | | | | | | | | | | | | | 243 | H | Quinnipiac | | 9 | 4 |
| | | | | | | | | | | | | | | | | | | 243 | H | Quinnipiac | | 4 | 3 |
| | | | | | | | | | | | | | | | | | | 243 | H | Quinnipiac | | 13 | 2 |
| | | | | | | | | | | | | | | | | | | 253 | H | La Salle | | 14 | 0 |
| | | | | | | | | | | | | | | | | | | 253 | H | La Salle | | 10 | 2 |
| | | | | | | | | | | | | | | | | | | | | | | | |
| | | | | | | | | | | | | | | | | | | | | | | | |
| | | | | | | | | | | | | | | | | | | | | | | | |
| | | | | | | | | | | | | | | | | | | | | | | | |
| | | | | | | | | | | | | | | | | | | | | | | | |
| | | | | | | | | | | | | | | | | | | | | | | | |
| | | | | | | | | | | | | | | | | | | | | | | | |
| | | | | | | | | | | | | | | | | | | | | | | | |
| | | | | | | | | | | | | | | | | | | | | | | | |
| | | | | | | | | | | | | | | | | | | | | | | | |
| | | | | | | | | | | | | | | | | | | | | | | | |
| | | | | | | | | | | | | | | | | | | | | | | | |
| | | | | | | | | | | | | | | | | | | | | | | | |
| | | | | | | | | | | | | | | | | | | | | | | | |
| | | | | | | | | | | | | | | | | | | | | | | | |
| | | | | | | | | | | | | | | | | | | | | | | | |
| | | | | | | | | | | | | | | | | | | | | | | | |
| | | | | | | | | | | | | | | | | | | | | | | | |
| | | | | | | | | | | | | | | | | | | | | | | | |
| | | | | | | | | | | | | | | | | | | | | | | | |
| | | | | | | | | | | | | | | | | | | | | | | | |
| | | | | | | | | | | | | | | | | | | | | | | | |
| | | | | | | | | | | | | | | | | | | | | | | | |
| | | | | | | | | | | | | | | | | | | | | | | | |
| | | | | | | | | | | | | | | | | | | | | | | | |
| | | | | | | | | | | | | | | | | | | | | | | | |
| | | | | | | | | | | | | | | | | | | | | | | | |
| | | | | | | | | | | | | | | | | | | | | | | | |
| | | | | | | | | | | | | | | | | | | | | | | | |
| | | | | | | | | | | | | | | | | | | | | | | | |
| | | | | | | | | | | | | | | | | | | | | | | | |
| | | | | | | | | | | | | | | | | | | | | | | | |
| | | | | | | | | | | | | | | | | | | | | | | | |
| | | | | | | | | | | | | | | | | | | | | | | | |
| | | | | | | | | | | | | | | | | | | | | | | | |
| | | | | | | | | | | | | | | | | | | | | | | | |
| | | | | | | | | | | | | | | | | | | | | | | | |
| | | | | | | | | | | | | | | | | | | | | | | | |
| | | | | | | | | | | | | | | | | | | | | | | | |
| | | | | | | | | | | | | | | | | | | | | | | | |
| | | | | | | | | | | | | | | | | | | | | | | | |
| | | | | | | | | | | | | | | | | | | | | | | | |
| | | | | | | | | | | | | | | | | | | | | | | | |
| | | | | | | | | | | | | | | | | | | | | | | | |
| | | | | | | | | | | | | | | | | | | | | | | | |
| | | | | | | | | | | | | | | | | | | | | | | | |
| | | | | | | | | | | | | | | | | | | | | | | | |
| | | | | | | | | | | | | | | | | | | | | | | | |
| | | | | | | | | | | | | | | | | | | | | | | | |
| | | | | | | | | | | | | | | | | | | | | | | | |
| | | | | | | | | | | | | | | | | | | | | | | | |
| | | | | | | | | | | | | | | | | | | | | | | | |
| | | | | | | | | | | | | | | | | | | | | | | | |
| | | | | | | | | | | | | | | | | | | | | | | | |
| | | | | | | | | | | | | | | | | | | | | | | | |
| | | | | | | | | | | | | | | | | | | | | | | | |
| | | | | | | | | | | | | | | | | | | | | | | | |
| | | | | | | | | | | | | | | | | | | | | | | | |
| | | | | | | | | | | | | | | | | | | | | | | | |
| | | | | | | | | | | | | | | | | | | | | | | | |
| | | | | | | | | | | | | | | | | | | | | | | | |
| | | | | | | | | | | | | | | | | | | | | | | | |
| | | | | | | | | | | | | | | | | | | | | | | | |
| | | | | | | | | | | | | | | | | | | | | | | | |
| | | | | | | | | | | | | | | | | | | | | | | | |
| | | | | | | | | | | | | | | | | | | | | | | | |
| | | | | | | | | | | | | | | | | | | | | | | | |
| | | | | | | | | | | | | | | | | | | | | | | | |
| | | | | | | | | | | | | | | | | | | | | | | | |
| | | | | | | | | | | | | | | | | | | | | | | | |
| | | | | | | | | | | | | | | | | | | | | | | | |
| | | | | | | | | | | | | | | | | | | | | | | | |
| | | | | | | | | | | | | | | | | | | | | | | | |
| | | | | | | | | | | | | | | | | | | | | | | | |
| | | | | | | | | | | | | | | | | | | | | | | | |
| | | | | | | | | | | | | | | | | | | | | | | | |
| | | | | | | | | | | | | | | | | | | | | | | | |
| | | | | | | | | | | | | | | | | | | | | | | | |
| | | | | | | | | | | | | | | | | | | | | | | | |
| | | | | | | | | | | | | | | | | | | | | | | | |
| | | | | | | | | | | | | | | | | | | | | | | | |
| | | | | | | | | | | | | | | | | | | | | | | | |
| | | | | | | | | | | | | | | | | | | | | | | | |
| | | | | | | | | | | | | | | | | | | | | | | | |
| | | | | | | | | | | | | | | | | | | | | | | | |

| | | |
|--------------|---|---|
| 20 H Alabama | 6 | 7 |
| 20 H Alabama | 5 | 8 |

T
e
n
n
e
s
s
e
e

T
e
n
n
e
s
s
e
e

| Average RPI Win: | 106 | WON-LOST RECORD | WINNING PCT. RANK | LAST 15 GAMES | STRENGTH OF SCHEDULE | OPP. STRENGTH OF SCHEDULE | TEAM RPI | ADJ RPI | CONF. RPI | ADJ CONF. RPI | |
|-------------------|----------|-----------------|-------------------|--------------------|----------------------|---------------------------|----------|--------------------|----------------|---------------|----|
| Average RPI Loss: | 82 | | | | | | | | | | |
| DIV. I ONLY | 26-18-0 | .59091 | 83 | 2-2-0 | 9 | 71 | 29 | .56665 | 29 | 9 | 9 |
| DIV. I NON-CONF. | 12-7-0 | .63158 | 65 | 0-0-0 | 3 | 81 | 17 | .58365 | 17 | 10 | 10 |
| <hr/> | | | | | | | | | | | |
| TOTALS | RPI 1-25 | RPI 26-50 | | W-L RECORDS | | RPI 51-100 | | RPI 101-150 | | RPI 150+ | |
| 26-18-0 | 2-5-0 | 0-1-0 | | OVERALL | | 14-6-0 | | 4-3-0 | | 6-3-0 | |
| 15-9-0 | 0-2-0 | 0-0-0 | | HOME | | 9-4-0 | | 3-1-0 | | 3-2-0 | |
| 10-8-0 | 2-3-0 | 0-1-0 | | AWAY | | 4-1-0 | | 1-2-0 | | 3-1-0 | |
| 1-1-0 | 0-0-0 | 0-0-0 | | NEUTRAL | | 1-1-0 | | 0-0-0 | | 0-0-0 | |
| 12-7-0 | 1-3-0 | 0-1-0 | | NON-CONFERENCE | | 8-2-0 | | 1-0-0 | | 2-1-0 | |
| 8-4-0 | 0-2-0 | 0-0-0 | | HOME | | 6-1-0 | | 1-0-0 | | 1-1-0 | |
| 3-2-0 | 1-1-0 | 0-0- | | AWAY | | 1-0-0 | | 0-0-0 | | 1-0-0 | |
| 1-1-0 | 0-0-0 | 0-0-0 | | NEUTRAL | | 1-1-0 | | 0-0-0 | | 0-0-0 | |
| 14-11-0 | 1-2-0 | 0-0-0 | | CONFERENCE | | 6-4-0 | | 3-3-0 | | 4-2-0 | |
| 7-5-0 | 0-0-0 | 0-0-0 | | HOME | | 3-3-0 | | 2-1-0 | | 2-1-0 | |
| 7-6-0 | 1-2-0 | 0-0-0 | | AWAY | | 3-1-0 | | 1-2-0 | | 2-1-0 | |
| 0-0-0 | 0-0-0 | 0-0-0 | | NEUTRAL | | 0-0-0 | | 0-0-0 | | 0-0-0 | |
| <hr/> | | | | | | | | | | | |
| RPI S | Opponent | Score | | RPI S | Opponent | Score | | RPI S | Opponent | Score | |
| 1 A | Virginia | 1 | 7 | 33 A | Georgia Tech | 5 | 6 | 53 A | VCU | 6 | 4 |
| 7 A | Rice | 2 | 3 | | | | | 53 N | VCU | 3 | 6 |
| 7 A | Rice | 2 | 1 | | | | | 63 A | East Carolina | 5 | 3 |
| 7 A | Rice | 1 | 4 | | | | | 63 H | East Carolina | 9 | 5 |
| 16 H | Kentucky | 5 | 7 | | | | | 63 H | East Carolina | 7 | 12 |
| 22 A | Liberty | 7 | 4 | | | | | 63 H | East Carolina | 7 | 3 |
| 22 H | Liberty | 0 | 1 | | | | | 66 A | FIU | 0 | 1 |
| | | | | | | | | 66 A | FIU | 4 | 2 |
| | | | | | | | | 66 A | FIU | 2 | 1 |
| | | | | | | | | 71 H | William & Mary | 20 | 5 |
| | | | | | | | | 75 H | Saint Joseph's | 16 | 1 |
| | | | | | | | | 85 H | UAB | 4 | 1 |
| | | | | | | | | 85 H | UAB | 6 | 8 |
| | | | | | | | | 85 H | UAB | 2 | 4 |
| | | | | | | | | 90 H | Rutgers | 12 | 6 |
| | | | | | | | | 90 H | Rutgers | 12 | 3 |
| | | | | | | | | 90 H | Rutgers | 2 | 4 |
| | | | | | | | | 95 H | VMI | 5 | 4 |
| | | | | | | | | 95 H | VMI | 15 | 5 |
| | | | | | | | | 98 N | Radford | 8 | 7 |
| <hr/> | | | | | | | | | | | |
| | | | | LAST 15 GAMES | | | | | | | |
| | | | | 63 A East Carolina | | | | 63 H East Carolina | | | |
| | | | | 103 A Middle Tenn. | | | | 63 H East Carolina | | | |
| | | | | 103 A Middle Tenn. | | | | 63 H East Carolina | | | |
| | | | | 103 A Middle Tenn. | | | | | | | |
| | | | | 123 H UTSA | | | | | | | |

Non-Div. I Games:

Old Dominion

| | | |
|------------|---|---|
| 123 H UTSA | 4 | 2 |
| 123 H UTSA | 0 | 5 |

O
l
d
D
o
m
i
n
i
o
n

O
l
d
D
o
m
i
n
i
o
n

| Average RPI Win: 201 | | WON-LOST RECORD | WINNING PCT. RANK | | LAST 15 GAMES | | STRENGTH OF SCHEDULE | | OPP. STRENGTH OF SCHEDULE | | TEAM RPI | ADJ RPI | CONF. RPI | ADJ CONF. RPI | | | |
|-----------------------|---|--------------------|----------------------|-----------|------------------|----------------|-------------------------|------------|------------------------------|-------------------|-------------|------------|--------------|------------------|-------------------|----|---|
| Average RPI Loss: 118 | | | | | | | | | | | | | | | | | |
| DIV. I ONLY | | 31-10-0 | .7561 | 8 | 14-1-0 | | 197 | | 190 | | 30 | .56613 | 30 | 19 | 19 | | |
| DIV. I NON-CONF. | | 20-9-0 | .68966 | 40 | 3-0-0 | | 244 | | 164 | | 50 | .5457 | 50 | 21 | 21 | | |
| TOTALS | | RPI 1-25 | | RPI 26-50 | | W-L RECORDS | | RPI 51-100 | | RPI 101-150 | | RPI 150+ | | | | | |
| 31-10-0 | | 0-0-0 | | 0-3-0 | | OVERALL | | 1-2-0 | | 7-2-0 | | 23-3-0 | | | | | |
| 8-1-0 | | 0-0-0 | | 0-0-0 | | HOME | | 0-0-0 | | 3-1-0 | | 5-0-0 | | | | | |
| 22-8-0 | | 0-0-0 | | 0-3-0 | | AWAY | | 1-2-0 | | 3-0-0 | | 18-3-0 | | | | | |
| 1-1-0 | | 0-0-0 | | 0-0-0 | | NEUTRAL | | 0-0-0 | | 1-1-0 | | 0-0-0 | | | | | |
| 20-9-0 | | 0-0-0 | | 0-3-0 | | NON-CONFERENCE | | 1-2-0 | | 4-1-0 | | 15-3-0 | | | | | |
| 5-0-0 | | 0-0-0 | | 0-0-0 | | HOME | | 0-0-0 | | 0-0-0 | | 5-0-0 | | | | | |
| 14-8-0 | | 0-0-0 | | 0-0- | | AWAY | | 1-2-0 | | 3-0-0 | | 10-3-0 | | | | | |
| 1-1-0 | | 0-0-0 | | 0-0-0 | | NEUTRAL | | 0-0-0 | | 1-1-0 | | 0-0-0 | | | | | |
| 11-1-0 | | 0-0-0 | | 0-0-0 | | CONFERENCE | | 0-0-0 | | 3-1-0 | | 8-0-0 | | | | | |
| 3-1-0 | | 0-0-0 | | 0-0-0 | | HOME | | 0-0-0 | | 3-1-0 | | 0-0-0 | | | | | |
| 8-0-0 | | 0-0-0 | | 0-0-0 | | AWAY | | 0-0-0 | | 0-0-0 | | 8-0-0 | | | | | |
| 0-0-0 | | 0-0-0 | | 0-0-0 | | NEUTRAL | | 0-0-0 | | 0-0-0 | | 0-0-0 | | | | | |
| RPI | S | Opponent | Score | | RPI | S | Opponent | Score | | RPI | S | Opponent | Score | | | | |
| | | | 37 | A | Maryland | 0 | 3 | 98 | A | Radford | 6 | 7 | 119 | A | UConn | 5 | 3 |
| | | | 37 | A | Maryland | 3 | 7 | 98 | A | Radford | 7 | 8 | 119 | A | UConn | 7 | 2 |
| | | | 37 | A | Maryland | 0 | 3 | 98 | A | Radford | 11 | 6 | 126 | N | Stony Brook | 5 | 8 |
| | | | | | | | | | | | | | 126 | N | Stony Brook | 4 | 3 |
| | | | | | | | | | | | | | 140 | H | Central Conn. St. | 4 | 3 |
| | | | | | | | | | | | | | 140 | H | Central Conn. St. | 2 | 0 |
| | | | | | | | | | | | | | 140 | H | Central Conn. St. | 1 | 3 |
| | | | | | | | | | | | | | 140 | H | Central Conn. St. | 12 | 4 |
| | | | | | | | | | | | | | 150 | A | Hartford | 6 | 2 |
| | | | | | | | | | | | | | 155 | A | Delaware | 14 | 2 |
| | | | | | | | | | | | | | 155 | A | Delaware | 11 | 0 |
| | | | | | | | | | | | | | 155 | A | Delaware | 4 | 5 |
| | | | | | | | | | | | | | 155 | A | Delaware | 10 | 9 |
| | | | | | | | | | | | | | 194 | A | East Tenn. St. | 4 | 5 |
| | | | | | | | | | | | | | 194 | A | East Tenn. St. | 9 | 6 |
| | | | | | | | | | | | | | 198 | A | Northeastern | 3 | 0 |
| | | | | | | | | | | | | | 207 | A | Mt. St. Mary's | 12 | 3 |
| | | | | | | | | | | | | | 207 | A | Mt. St. Mary's | 8 | 3 |
| | | | | | | | | | | | | | 207 | A | Mt. St. Mary's | 5 | 4 |
| | | | | | | | | | | | | | 207 | A | Mt. St. Mary's | 12 | 2 |
| | | | | | | | | | | | | | 209 | A | LIU Brooklyn | 7 | 6 |
| | | | | | | | | | | | | | 209 | A | LIU Brooklyn | 7 | 0 |
| | | | | | | | | | | | | | 209 | A | LIU Brooklyn | 8 | 4 |
| | | | | | | | | | | | | | 209 | A | LIU Brooklyn | 3 | 1 |
| | | | | | | | | | | | | | 140 | H | Central Conn. St. | 1 | 3 |
| | | | | | | | | | | | | | 218 | H | UMass Lowell | 5 | 4 |
| | | | | | | | | | | | | | 254 | A | USC Upstate | 21 | 4 |
| | | | | | | | | | | | | | 254 | A | USC Upstate | 7 | 8 |
| | | | LAST 15 GAMES | | | | | | | | | | | | | | |
| | | | 207 | A | Mt. St. Mary's | 8 | 3 | 209 | A | LIU Brooklyn | 3 | 1 | | | | | |
| | | | 207 | A | Mt. St. Mary's | 12 | 3 | 209 | A | LIU Brooklyn | 8 | 4 | | | | | |
| | | | 207 | A | Mt. St. Mary's | 5 | 4 | 140 | H | Central Conn. St. | 1 | 3 | | | | | |
| | | | 207 | A | Mt. St. Mary's | 12 | 2 | | | | | | | | | | |
| | | | 257 | H | Rhode Island | 11 | 7 | | | | | | | | | | |

| | | | | |
|-----|---|--------------|---|---|
| 209 | A | LIU Brooklyn | 7 | 6 |
| 209 | A | LIU Brooklyn | 7 | 0 |

| RPI | S | Opponent | Score | |
|-----|---|--------------|-------|---|
| 254 | A | USC Upstate | 13 | 2 |
| 257 | A | Rhode Island | 8 | 3 |
| 257 | H | Rhode Island | 11 | 7 |
| 280 | A | N.C. A&T | 4 | 0 |
| 280 | A | N.C. A&T | 1 | 0 |
| 288 | H | Albany (NY) | 14 | 4 |
| 288 | H | Albany (NY) | 13 | 3 |
| 288 | H | Albany (NY) | 6 | 0 |

B
r
y
a
n
t

B
r
y
a
n
t

[illegible]

Non-Div. I Games:

Dallas Baptist

| | | |
|-----------------|---|----|
| 51 H Evansville | 1 | 13 |
| 51 H Evansville | 4 | 8 |

D
a
l
l
a
s
B
a
p
t
i
s
t

D
a
l
l
a
s
B
a
p
t
i
s
t

| | | | | | | | | | | | | | | | | | | | | | | | |
|-------------------|---|----------------------|-----------------|---------------|-------------------|----------------|---------------|----------------|----------------------|---------------|---------------------------|----------------|----------|--------------|-----------|-------|-----------|--------------|---------------|------------------|--|----|---|
| Average RPI Win: | | 148 | WON-LOST RECORD | | WINNING PCT. RANK | | LAST 15 GAMES | | STRENGTH OF SCHEDULE | | OPP. STRENGTH OF SCHEDULE | | TEAM RPI | | ADJ RPI | | CONF. RPI | | ADJ CONF. RPI | | | | |
| DIV. I ONLY | | | 25-12-0 | | .67568 36 | | 7-4-0 | | 112 | | 108 | | 32 | | .56366 32 | | 5 | | 5 | | | | |
| DIV. I NON-CONF. | | | 15-7-0 | | .68182 41 | | 1-1-0 | | 211 | | 110 | | 42 | | .54889 42 | | 5 | | 5 | | | | |
| TOTALS | | RPI 1-25 | | RPI 26-50 | | W-L RECORDS | | RPI 51-100 | | RPI 101-150 | | RPI 150+ | | | | | | | | | | | |
| 25-12-0 | | 2-2-0 | | 1-2-0 | | OVERALL | | 4-2-0 | | 5-4-0 | | 13-2-0 | | | | | | | | | | | |
| 8-2-0 | | 0-0-0 | | 1-2-0 | | HOME | | 1-0-0 | | 0-0-0 | | 6-0-0 | | | | | | | | | | | |
| 9-7-0 | | 2-2-0 | | 0-0-0 | | AWAY | | 3-2-0 | | 2-2-0 | | 2-1-0 | | | | | | | | | | | |
| 8-3-0 | | 0-0-0 | | 0-0-0 | | NEUTRAL | | 0-0-0 | | 3-2-0 | | 5-1-0 | | | | | | | | | | | |
| 15-7-0 | | 0-1-0 | | 0-0-0 | | NON-CONFERENCE | | 4-2-0 | | 1-2-0 | | 10-2-0 | | | | | | | | | | | |
| 4-0-0 | | 0-0-0 | | 0-0-0 | | HOME | | 1-0-0 | | 0-0-0 | | 3-0-0 | | | | | | | | | | | |
| 5-5-0 | | 0-1-0 | | 0-0- | | AWAY | | 3-2-0 | | 0-1-0 | | 2-1-0 | | | | | | | | | | | |
| 6-2-0 | | 0-0-0 | | 0-0-0 | | NEUTRAL | | 0-0-0 | | 1-1-0 | | 5-1-0 | | | | | | | | | | | |
| 10-5-0 | | 2-1-0 | | 1-2-0 | | CONFERENCE | | 0-0-0 | | 4-2-0 | | 3-0-0 | | | | | | | | | | | |
| 4-2-0 | | 0-0-0 | | 1-2-0 | | HOME | | 0-0-0 | | 0-0-0 | | 3-0-0 | | | | | | | | | | | |
| 4-2-0 | | 2-1-0 | | 0-0-0 | | AWAY | | 0-0-0 | | 2-1-0 | | 0-0-0 | | | | | | | | | | | |
| 2-1-0 | | 0-0-0 | | 0-0-0 | | NEUTRAL | | 0-0-0 | | 2-1-0 | | 0-0-0 | | | | | | | | | | | |
| RPI | S | Opponent | | Score | | RPI | S | Opponent | | Score | | RPI | S | Opponent | | Score | | | | | | | |
| 3 | A | Florida | | 5 | 13 | 31 | H | Dallas Baptist | | 1 | 2 | 60 | A | Arkansas St. | | 4 | 3 | 102 | A | Central Ark. | | 0 | 7 |
| 19 | A | Indiana St. | | 2 | 9 | 31 | H | Dallas Baptist | | 3 | 1 | 60 | A | Arkansas St. | | 3 | 2 | 109 | A | Missouri St. | | 7 | 1 |
| 19 | A | Indiana St. | | 11 | 1 | 31 | H | Dallas Baptist | | 1 | 9 | 60 | A | Arkansas St. | | 9 | 7 | 109 | A | Missouri St. | | 6 | 1 |
| 19 | A | Indiana St. | | 5 | 2 | | | | | | | 60 | A | Arkansas St. | | 8 | 14 | 109 | A | Missouri St. | | 2 | 4 |
| | | | | | | | | | | | | 83 | A | Illinois | | 1 | 6 | 117 | N | Bowling Green | | 11 | 3 |
| | | | | | | | | | | | | 83 | H | Illinois | | 6 | 2 | 130 | N | Bucknell | | 2 | 4 |
| | | | | | | | | | | | | | | | | | | 145 | N | Bradley | | 1 | 3 |
| | | | | | | | | | | | | | | | | | | 145 | N | Bradley | | 7 | 6 |
| | | | | | | | | | | | | | | | | | | 145 | N | Bradley | | 13 | 1 |
| | | | | | | | | | | | | | | | | | | 165 | H | Eastern Ill. | | 9 | 4 |
| | | | | | | | | | | | | | | | | | | 170 | H | Southern Ill. | | 4 | 3 |
| | | | | | | | | | | | | | | | | | | 170 | H | Southern Ill. | | 2 | 1 |
| | | | | | | | | | | | | | | | | | | 170 | H | Southern Ill. | | 3 | 2 |
| | | | | | | | | | | | | | | | | | | 208 | A | Northern Ill. | | 6 | 7 |
| | | | | | | | | | | | | | | | | | | 209 | N | LIU Brooklyn | | 2 | 0 |
| | | | | | | | | | | | | | | | | | | 209 | N | LIU Brooklyn | | 13 | 4 |
| | | | | | | | | | | | | | | | | | | 214 | H | Western Ill. | | 5 | 3 |
| | | | | | | | | | | | | | | | | | | 214 | H | Western Ill. | | 11 | 2 |
| | | | | | | | | | | | | | | | | | | 221 | A | SIU Edwardsville | | 6 | 5 |
| | | | | | | | | | | | | | | | | | | 221 | A | SIU Edwardsville | | 17 | 3 |
| | | | | | | | | | | | | | | | | | | 238 | N | Butler | | 6 | 7 |
| | | | | | | | | | | | | | | | | | | 238 | N | Butler | | 9 | 1 |
| | | | | | | | | | | | | | | | | | | 276 | N | North Dakota | | 5 | 1 |
| | | | | | | | | | | | | | | | | | | 276 | N | North Dakota | | 4 | 0 |
| | | | | LAST 15 GAMES | | | | | | | | | | | | | | | | | | | |
| | | | | 170 | H | Southern Ill. | | 4 | 3 | 208 | A | Northern Ill. | | 6 | 7 | 276 | N | North Dakota | | | | | |
| | | | | 170 | H | Southern Ill. | | 2 | 1 | 31 | H | Dallas Baptist | | 3 | 1 | 276 | N | North Dakota | | | | | |
| | | | | 170 | H | Southern Ill. | | 3 | 2 | 31 | H | Dallas Baptist | | 1 | 9 | | | | | | | | |
| | | | | 109 | A | Missouri St. | | 7 | 1 | | | | | | | | | | | | | | |
| | | | | 109 | A | Missouri St. | | 6 | 1 | | | | | | | | | | | | | | |
| Non-Div. I Games: | | Robert Morris-S'fiel | | 13 | 0 | Webster | | 3 | 1 | Ill. Wesleyan | | 7 | 1 | MacMurray | | 8 | | 0 | Illinois St. | | | | |

Non-Div. I Games: Robert Morris-S'fiel 13 0 Webster 3 1 Ill. Wesleyan 7 1 MacMurray 8 0 Illinois St.

| | | | | |
|-----|---|--------------|---|---|
| 109 | A | Missouri St. | 2 | 4 |
| 83 | H | Illinois | 6 | 2 |

I
l
l
i
n
o
i
s
s
t
.

I
l
l
i
n
o
i
s
s
t
.

| Average RPI Win: 87 | | WON-LOST | WINNING | LAST 15 | STRENGTH OF | | OPP. STRENGTH | TEAM | ADJ | | CONF. | ADJ CONF. |
|----------------------|--------------------|----------|-----------|----------------|----------------|-------|--------------------|-------|-------------|----------------|----------|-----------|
| Average RPI Loss: 65 | | RECORD | PCT. RANK | GAMES | SCHEDULE | | OF SCHEDULE | RPI | RPI | | RPI | RPI |
| DIV. I ONLY | | 26-19-0 | .57778 | 93 | 5 | | 37 | 33 | .56347 | | 33 | 3 |
| DIV. I NON-CONF. | | 14-7-0 | .66667 | 44 | 28 | | 86 | 33 | .55992 | | 33 | 4 |
| TOTALS | | RPI 1-25 | RPI 26-50 | | W-L RECORDS | | RPI 51-100 | | RPI 101-150 | | RPI 150+ | |
| 26-19-0 | | 4-4-0 | 4-3-0 | | OVERALL | | 8-8-0 | | 4-4-0 | | 6-0-0 | |
| 20-9-0 | | 4-4-0 | 1-0-0 | | HOME | | 6-5-0 | | 4-0-0 | | 5-0-0 | |
| 6-10-0 | | 0-0-0 | 3-3-0 | | AWAY | | 2-3-0 | | 0-4-0 | | 1-0-0 | |
| 0-0-0 | | 0-0-0 | 0-0-0 | | NEUTRAL | | 0-0-0 | | 0-0-0 | | 0-0-0 | |
| 14-7-0 | | 0-2-0 | 1-0-0 | | NON-CONFERENCE | | 3-4-0 | | 4-1-0 | | 6-0-0 | |
| 12-5-0 | | 0-2-0 | 1-0-0 | | HOME | | 2-3-0 | | 4-0-0 | | 5-0-0 | |
| 2-2-0 | | 0-0-0 | 0-0- | | AWAY | | 1-1-0 | | 0-1-0 | | 1-0-0 | |
| 0-0-0 | | 0-0-0 | 0-0-0 | | NEUTRAL | | 0-0-0 | | 0-0-0 | | 0-0-0 | |
| 12-12-0 | | 4-2-0 | 3-3-0 | | CONFERENCE | | 5-4-0 | | 0-3-0 | | 0-0-0 | |
| 8-4-0 | | 4-2-0 | 0-0-0 | | HOME | | 4-2-0 | | 0-0-0 | | 0-0-0 | |
| 4-8-0 | | 0-0-0 | 3-3-0 | | AWAY | | 1-2-0 | | 0-3-0 | | 0-0-0 | |
| 0-0-0 | | 0-0-0 | 0-0-0 | | NEUTRAL | | 0-0-0 | | 0-0-0 | | 0-0-0 | |
| RPI S | Opponent | Score | RPI S | Opponent | Score | RPI S | Opponent | Score | RPI S | Opponent | Score | |
| 5 H | Florida St. | 4 5 | 29 H | Old Dominion | 6 5 | 53 H | VCU | 3 5 | 110 A | Pittsburgh | 2 4 | |
| 5 H | Florida St. | 5 3 | 37 A | Maryland | 1 4 | 58 H | Western Caro. | 7 5 | 110 A | Pittsburgh | 0 5 | |
| 5 H | Florida St. | 12 4 | 37 A | Maryland | 2 7 | 61 H | Duke | 1 0 | 110 A | Pittsburgh | 3 4 | |
| 18 H | Miami (FL) | 13 7 | 37 A | Maryland | 13 6 | 61 H | Duke | 5 1 | 117 H | Bowling Green | 8 5 | |
| 18 H | Miami (FL) | 3 2 | 42 A | North Carolina | 6 5 | 61 H | Duke | 7 4 | 117 H | Bowling Green | 8 3 | |
| 18 H | Miami (FL) | 8 10 | 42 A | North Carolina | 2 3 | 62 A | Georgia | 0 1 | 117 H | Bowling Green | 3 2 | |
| 21 H | Mercer | 3 4 | 42 A | North Carolina | 9 1 | 62 H | Georgia | 4 1 | 127 A | Ga. Southern | 3 4 | |
| 21 H | Mercer | 1 4 | | | | 68 A | North Carolina St. | 1 0 | 127 H | Ga. Southern | 13 2 | |
| | | | | | | 68 A | North Carolina St. | 0 1 | 154 H | UNC Greensboro | 7 0 | |
| | | | | | | 68 A | North Carolina St. | 1 7 | 154 H | UNC Greensboro | 7 3 | |
| | | | | | | 81 H | Wake Forest | 8 12 | 154 H | UNC Greensboro | 12 3 | |
| | | | | | | 81 H | Wake Forest | 2 9 | 164 A | Georgia St. | 9 4 | |
| | | | | | | 81 H | Wake Forest | 5 1 | 164 H | Georgia St. | 7 3 | |
| | | | | | | 93 A | Kennesaw St. | 8 7 | 263 H | Savannah St. | 12 1 | |
| | | | | | | 93 H | Kennesaw St. | 3 5 | | | | |
| | | | | | | 98 H | Radford | 1 3 | | | | |
| LAST 15 GAMES | | | | | | | | | | | | |
| 68 A | North Carolina St. | 1 7 | 62 H | Georgia | 4 1 | | | | | | | |
| 68 A | North Carolina St. | 0 1 | 5 H | Florida St. | 4 5 | | | | | | | |
| 68 A | North Carolina St. | 1 0 | 5 H | Florida St. | 12 4 | | | | | | | |
| 21 H | Mercer | 3 4 | | | | | | | | | | |
| 37 A | Maryland | 13 6 | | | | | | | | | | |

Non-Div. I Games:

Georgia Tech

| | | |
|---------------|---|---|
| 37 A Maryland | 1 | 4 |
| 37 A Maryland | 2 | 7 |

| Average RPI Win: 92 | | WON-LOST RECORD | | WINNING PCT. RANK | | LAST 15 GAMES | | STRENGTH OF SCHEDULE | | OPP. STRENGTH OF SCHEDULE | | TEAM RPI | | ADJ RPI | | CONF. RPI | | ADJ CONF. RPI | |
|---------------------|---|-----------------------|--|-------------------|----|----------------|---|-----------------------|--|---------------------------|---|----------|---|-----------------------|--|-----------|---|---------------|--|
| DIV. I ONLY | | 18-18-0 | | .5 144 | | 8-7-0 | | 3 | | 3 | | 34 | | .56336 34 | | 4 | | 4 | |
| DIV. I NON-CONF. | | 10-8-0 | | .55556 116 | | 4-0-0 | | 20 | | 3 | | 32 | | .56629 32 | | 3 | | 3 | |
| TOTALS | | RPI 1-25 | | RPI 26-50 | | W-L RECORDS | | RPI 51-100 | | RPI 101-150 | | RPI 150+ | | | | | | | |
| 18-18-0 | | 5-13-0 | | 3-3-0 | | OVERALL | | 4-3-0 | | 1-0-0 | | 5-0-0 | | | | | | | |
| 12-8-0 | | 3-3-0 | | 3-3-0 | | HOME | | 3-3-0 | | 1-0-0 | | 2-0-0 | | | | | | | |
| 6-10-0 | | 2-10-0 | | 0-0-0 | | AWAY | | 1-0-0 | | 0-0-0 | | 3-0-0 | | | | | | | |
| 0-0-0 | | 0-0-0 | | 0-0-0 | | NEUTRAL | | 0-0-0 | | 0-0-0 | | 0-0-0 | | | | | | | |
| 10-8-0 | | 2-7-0 | | 0-0-0 | | NON-CONFERENCE | | 2-1-0 | | 1-0-0 | | 5-0-0 | | | | | | | |
| 6-3-0 | | 1-2-0 | | 0-0-0 | | HOME | | 2-1-0 | | 1-0-0 | | 2-0-0 | | | | | | | |
| 4-5-0 | | 1-5-0 | | 0-0- | | AWAY | | 0-0-0 | | 0-0-0 | | 3-0-0 | | | | | | | |
| 0-0-0 | | 0-0-0 | | 0-0-0 | | NEUTRAL | | 0-0-0 | | 0-0-0 | | 0-0-0 | | | | | | | |
| 8-11-0 | | 3-6-0 | | 3-3-0 | | CONFERENCE | | 2-2-0 | | 0-0-0 | | 0-0-0 | | | | | | | |
| 6-6-0 | | 2-1-0 | | 3-3-0 | | HOME | | 1-2-0 | | 0-0-0 | | 0-0-0 | | | | | | | |
| 2-5-0 | | 1-5-0 | | 0-0-0 | | AWAY | | 1-0-0 | | 0-0-0 | | 0-0-0 | | | | | | | |
| 0-0-0 | | 0-0-0 | | 0-0-0 | | NEUTRAL | | 0-0-0 | | 0-0-0 | | 0-0-0 | | | | | | | |
| RPI | S | Opponent | | Score | | RPI | S | Opponent | | Score | | RPI | S | Opponent | | Score | | | |
| 7 | H | Rice | | 3 | 10 | 35 | H | Arizona St. | | 2 | 3 | 57 | H | Kansas | | 1 | 0 | | |
| 7 | H | Rice | | 1 | 5 | 35 | H | Arizona St. | | 4 | 3 | 57 | H | Kansas | | 5 | 4 | | |
| 7 | H | Rice | | 12 | 3 | 35 | H | Arizona St. | | 1 | 0 | 57 | H | Kansas | | 2 | 4 | | |
| 8 | A | Vanderbilt | | 2 | 4 | 48 | H | Southern California | | 6 | 2 | 78 | A | California | | 11 | 1 | | |
| 8 | A | Vanderbilt | | 1 | 5 | 48 | H | Southern California | | 3 | 4 | 78 | H | California | | 5 | 9 | | |
| 8 | A | Vanderbilt | | 1 | 4 | 48 | H | Southern California | | 3 | 6 | 78 | H | California | | 4 | 1 | | |
| 10 | A | Oregon St. | | 0 | 1 | | | | | | | 78 | H | California | | 4 | 7 | | |
| 10 | A | Oregon St. | | 1 | 4 | | | | | | | | | | | | | | |
| 10 | A | Oregon St. | | 1 | 2 | | | | | | | | | | | | | | |
| 14 | A | Texas | | 3 | 4 | | | | | | | | | | | | | | |
| 14 | A | Texas | | 11 | 5 | | | | | | | | | | | | | | |
| 14 | A | Texas | | 3 | 9 | | | | | | | | | | | | | | |
| 24 | A | Washington | | 1 | 6 | | | | | | | | | | | | | | |
| 24 | A | Washington | | 6 | 3 | | | | | | | | | | | | | | |
| 24 | A | Washington | | 2 | 7 | | | | | | | | | | | | | | |
| 25 | H | Oregon | | 2 | 1 | | | | | | | | | | | | | | |
| 25 | H | Oregon | | 6 | 3 | | | | | | | | | | | | | | |
| 25 | H | Oregon | | 2 | 9 | | | | | | | | | | | | | | |
| LAST 15 GAMES | | | | | | | | | | | | | | | | | | | |
| | | 78 H California | | 5 | 9 | | | 35 H Arizona St. | | 4 | 3 | | | 139 H San Francisco | | 6 | 4 | | |
| | | 78 H California | | 4 | 1 | | | 252 H St. Mary's (CA) | | 7 | 6 | | | 166 A San Jose St. | | 9 | 3 | | |
| | | 78 H California | | 4 | 7 | | | 24 A Washington | | 6 | 3 | | | 173 A Santa Clara | | 10 | 9 | | |
| | | 252 A St. Mary's (CA) | | 6 | 2 | | | | | | | | | 190 H UC Davis | | 7 | 6 | | |
| | | 173 A Santa Clara | | 10 | 9 | | | | | | | | | 252 A St. Mary's (CA) | | 6 | 2 | | |
| | | | | | | | | | | | | | | 252 H St. Mary's (CA) | | 7 | 6 | | |

Non-Div. I Games:

Stanford

| | | |
|------------------|---|---|
| 35 H Arizona St. | 1 | 0 |
| 35 H Arizona St. | 2 | 3 |

S
t
a
n
f
o
r
d

S
t
a
n
f
o
r
d

| Average RPI Win: 85 | | WON-LOST | WINNING | LAST 15 | STRENGTH OF | | OPP. STRENGTH | TEAM | ADJ | CONF. | ADJ CONF. |
|----------------------|------------|----------|-----------|---------------------|----------------|-------|----------------|-------|-------------|-------------|-----------|
| Average RPI Loss: 66 | | RECORD | PCT. RANK | GAMES | SCHEDULE | | OF SCHEDULE | RPI | RPI | RPI | RPI |
| DIV. I ONLY | | 23-17-0 | .575 | 96 | 24 | | 7 | 35 | .55655 | 35 | 4 |
| DIV. I NON-CONF. | | 10-7-0 | .58824 | 96 | 34 | | 12 | 53 | .54377 | 53 | 3 |
| TOTALS | | RPI 1-25 | RPI 26-50 | | W-L RECORDS | | RPI 51-100 | | RPI 101-150 | | RPI 150+ |
| 23-17-0 | | 3-3-0 | 7-6-0 | | OVERALL | | 4-4-0 | | 4-2-0 | | 5-2-0 |
| 12-10-0 | | 1-2-0 | 5-4-0 | | HOME | | 3-2-0 | | 2-1-0 | | 1-1-0 |
| 7-7-0 | | 2-1-0 | 1-2-0 | | AWAY | | 0-2-0 | | 2-1-0 | | 2-1-0 |
| 4-0-0 | | 0-0-0 | 1-0-0 | | NEUTRAL | | 1-0-0 | | 0-0-0 | | 2-0-0 |
| 10-7-0 | | 0-0-0 | 4-3-0 | | NON-CONFERENCE | | 2-3-0 | | 2-1-0 | | 2-0-0 |
| 6-5-0 | | 0-0-0 | 3-3-0 | | HOME | | 1-1-0 | | 2-1-0 | | 0-0-0 |
| 0-2-0 | | 0-0-0 | 0-0- | | AWAY | | 0-2-0 | | 0-0-0 | | 0-0-0 |
| 4-0-0 | | 0-0-0 | 1-0-0 | | NEUTRAL | | 1-0-0 | | 0-0-0 | | 2-0-0 |
| 13-10-0 | | 3-3-0 | 3-3-0 | | CONFERENCE | | 2-1-0 | | 2-1-0 | | 3-2-0 |
| 6-5-0 | | 1-2-0 | 2-1-0 | | HOME | | 2-1-0 | | 0-0-0 | | 1-1-0 |
| 7-5-0 | | 2-1-0 | 1-2-0 | | AWAY | | 0-0-0 | | 2-1-0 | | 2-1-0 |
| 0-0-0 | | 0-0-0 | 0-0-0 | | NEUTRAL | | 0-0-0 | | 0-0-0 | | 0-0-0 |
| RPI S | Opponent | Score | RPI S | Opponent | Score | RPI S | Opponent | Score | RPI S | Opponent | Score |
| 10 A | Oregon St. | 3 2 | 26 H | UNLV | 5 2 | 54 A | UC Irvine | 2 5 | 106 A | UCLA | 3 7 |
| 10 A | Oregon St. | 0 4 | 28 H | Tennessee | 3 1 | 55 A | Long Beach St. | 0 11 | 106 A | UCLA | 6 5 |
| 10 A | Oregon St. | 7 3 | 28 H | Tennessee | 5 6 | 78 H | California | 3 2 | 106 A | UCLA | 8 5 |
| 24 H | Washington | 3 9 | 28 H | Tennessee | 4 6 | 78 H | California | 4 1 | 113 H | Baylor | 12 1 |
| 24 H | Washington | 4 1 | 34 A | Stanford | 3 4 | 78 H | California | 3 5 | 113 H | Baylor | 7 4 |
| 24 H | Washington | 3 4 | 34 A | Stanford | 0 1 | 84 H | Wichita St. | 9 12 | 113 H | Baylor | 7 9 |
| | | | 34 A | Stanford | 3 2 | 84 H | Wichita St. | 9 5 | 161 N | Gonzaga | 10 5 |
| | | | 40 N | Oklahoma St. | 6 1 | 86 N | Wright St. | 7 2 | 173 N | Santa Clara | 9 6 |
| | | | 48 H | Southern California | 7 8 | | | | 178 A | Arizona | 7 0 |
| | | | 48 H | Southern California | 10 9 | | | | 178 A | Arizona | 1 6 |
| | | | 48 H | Southern California | 5 3 | | | | 178 A | Arizona | 2 1 |
| | | | 50 H | New Mexico | 1 7 | | | | 178 H | Arizona | 14 6 |
| | | | 50 H | New Mexico | 8 5 | | | | 178 H | Arizona | 9 10 |
| LAST 15 GAMES | | | | | | | | | | | |
| | | | 178 A | Arizona | 1 6 | 78 H | California | 3 5 | | | |
| | | | 178 A | Arizona | 7 0 | 78 H | California | 4 1 | | | |
| | | | 178 A | Arizona | 2 1 | 78 H | California | 3 2 | | | |
| | | | 34 A | Stanford | 0 1 | | | | | | |
| | | | 34 A | Stanford | 3 2 | | | | | | |

Non-Div. I Games:

Arizona St.

| | | | | |
|----|---|----------|---|---|
| 34 | A | Stanford | 3 | 4 |
| 26 | H | UNLV | 5 | 2 |

| Average RPI Win: | | 161 | WON-LOST RECORD | | WINNING PCT. RANK | LAST 15 GAMES | STRENGTH OF SCHEDULE | | OPP. STRENGTH OF SCHEDULE | TEAM RPI | ADJ RPI | CONF. RPI | ADJ CONF. RPI |
|-------------------|----------|----------|-----------------|-----------------|-------------------|---------------|----------------------|-------|---------------------------|-----------------|-----------|-----------|---------------|
| Average RPI Loss: | | 82 | | | | | | | | | | | |
| DIV. I ONLY | | 24-16-0 | | | .6 74 | 11-4-0 | 28 | | 170 | 36 | .55638 36 | 16 | 15 |
| DIV. I NON-CONF. | | 12-9-0 | | | .57143 102 | 3-2-0 | 57 | | 131 | 54 | .54284 54 | 19 | 19 |
| TOTALS | | RPI 1-25 | RPI 26-50 | | W-L RECORDS | | RPI 51-100 | | RPI 101-150 | | RPI 150+ | | |
| 24-16-0 | | 0-6-0 | 0-0-0 | | OVERALL | | 6-6-0 | | 4-2-0 | | 14-2-0 | | |
| 14-6-0 | | 0-0-0 | 0-0-0 | | HOME | | 4-3-0 | | 3-1-0 | | 7-2-0 | | |
| 9-9-0 | | 0-6-0 | 0-0-0 | | AWAY | | 2-2-0 | | 1-1-0 | | 6-0-0 | | |
| 1-1-0 | | 0-0-0 | 0-0-0 | | NEUTRAL | | 0-1-0 | | 0-0-0 | | 1-0-0 | | |
| 12-9-0 | | 0-3-0 | 0-0-0 | | NON-CONFERENCE | | 3-3-0 | | 4-2-0 | | 5-1-0 | | |
| 8-3-0 | | 0-0-0 | 0-0-0 | | HOME | | 3-1-0 | | 3-1-0 | | 2-1-0 | | |
| 4-5-0 | | 0-3-0 | 0-0-0 | | AWAY | | 0-1-0 | | 1-1-0 | | 3-0-0 | | |
| 0-1-0 | | 0-0-0 | 0-0-0 | | NEUTRAL | | 0-1-0 | | 0-0-0 | | 0-0-0 | | |
| 12-7-0 | | 0-3-0 | 0-0-0 | | CONFERENCE | | 3-3-0 | | 0-0-0 | | 9-1-0 | | |
| 6-3-0 | | 0-0-0 | 0-0-0 | | HOME | | 1-2-0 | | 0-0-0 | | 5-1-0 | | |
| 5-4-0 | | 0-3-0 | 0-0-0 | | AWAY | | 2-1-0 | | 0-0-0 | | 3-0-0 | | |
| 1-0-0 | | 0-0-0 | 0-0-0 | | NEUTRAL | | 0-0-0 | | 0-0-0 | | 1-0-0 | | |
| RPI S | Opponent | Score | RPI S | Opponent | Score | RPI S | Opponent | Score | RPI S | Opponent | Score | | |
| 21 A | Mercer | 2 5 | | | | 71 H | William & Mary | 2 4 | 111 A | Elon | 6 2 | | |
| 21 A | Mercer | 4 5 | | | | 71 H | William & Mary | 6 3 | 111 A | Elon | 5 12 | | |
| 21 A | Mercer | 3 4 | | | | 71 H | William & Mary | 9 8 | 111 H | Elon | 2 1 | | |
| 22 A | Liberty | 4 6 | | | | 75 N | Saint Joseph's | 1 4 | 117 H | Bowling Green | 4 2 | | |
| 22 A | Liberty | 1 8 | | | | 76 A | Campbell | 8 6 | 117 H | Bowling Green | 4 7 | | |
| 22 A | Liberty | 1 4 | | | | 76 A | Campbell | 5 8 | 117 H | Bowling Green | 11 2 | | |
| | | | | | | 76 A | Campbell | 10 2 | 154 A | UNC Greensboro | 7 4 | | |
| | | | | | | 81 A | Wake Forest | 6 10 | 169 H | Charlotte | 4 3 | | |
| | | | | | | 81 H | Wake Forest | 5 1 | 185 A | Appalachian St. | 6 5 | | |
| | | | | | | 95 H | VMI | 2 1 | 187 H | Coastal Caro. | 3 0 | | |
| | | | | | | 95 H | VMI | 3 4 | 187 H | Coastal Caro. | 0 1 | | |
| | | | | | | 95 H | VMI | 2 4 | 187 H | Coastal Caro. | 11 8 | | |
| | | | | | | | | | 195 H | Winthrop | 4 2 | | |
| | | | | | | | | | 195 H | Winthrop | 7 4 | | |
| | | | | | | | | | 195 H | Winthrop | 6 0 | | |
| | | | | | | | | | 223 N | Gardner-Webb | 2 1 | | |
| | | | | | | | | | 231 A | Charleston So. | 10 9 | | |
| | | | | | | | | | 231 A | Charleston So. | 6 4 | | |
| | | | | | | | | | 231 A | Charleston So. | 6 1 | | |
| | | | | | | | | | 280 A | N.C. A&T | 25 3 | | |
| | | | | | | | | | 280 H | N.C. A&T | 6 7 | | |
| | | | | | | | | | 284 H | N.C. Central | 16 3 | | |
| LAST 15 GAMES | | | | | | 111 A | Elon | 5 12 | | | | | |
| 280 A | N.C. A&T | 25 3 | 185 A | Appalachian St. | 6 5 | 231 A | Charleston So. | 10 9 | | | | | |
| 195 H | Winthrop | 4 2 | | | | | | | | | | | |
| 195 H | Winthrop | 7 4 | | | | | | | | | | | |
| 195 H | Winthrop | 6 0 | | | | | | | | | | | |
| 95 H | VMI | 2 4 | | | | | | | | | | | |

Non-Div. I Games:

High Point

| | | |
|----------|---|---|
| 95 H VMI | 3 | 4 |
| 95 H VMI | 2 | 1 |

H
i
g
h
P
o
i
n
t

H
i
g
h
P
o
i
n
t

| Average RPI Win: 115 | | WON-LOST | WINNING | LAST 15 | STRENGTH OF | | OPP. STRENGTH | TEAM | ADJ | CONF. | ADJ CONF. |
|----------------------|-------------|----------|---------------|----------------|----------------|-------|--------------------|-------|-------------|----------------|-----------|
| Average RPI Loss: 75 | | RECORD | PCT. RANK | GAMES | SCHEDULE | | OF SCHEDULE | RPI | RPI | RPI | RPI |
| DIV. I ONLY | | 25-18-0 | .5814 | 90 | 7-8-0 | | 39 | 24 | 37 | .55599 | 37 |
| DIV. I NON-CONF. | | 16-4-0 | .8 | 19 | 3-2-0 | | 31 | 107 | 2 | .61142 | 2 |
| TOTALS | | RPI 1-25 | RPI 26-50 | | W-L RECORDS | | RPI 51-100 | | RPI 101-150 | | RPI 150+ |
| 25-18-0 | | 3-4-0 | 6-6-0 | | OVERALL | | 5-2-0 | | 1-2-0 | | 10-4-0 |
| 17-6-0 | | 1-0-0 | 6-5-0 | | HOME | | 4-0-0 | | 0-0-0 | | 6-1-0 |
| 7-12-0 | | 2-4-0 | 0-1-0 | | AWAY | | 1-2-0 | | 1-2-0 | | 3-3-0 |
| 1-0-0 | | 0-0-0 | 0-0-0 | | NEUTRAL | | 0-0-0 | | 0-0-0 | | 1-0-0 |
| 16-4-0 | | 2-2-0 | 3-1-0 | | NON-CONFERENCE | | 1-0-0 | | 0-0-0 | | 10-1-0 |
| 11-1-0 | | 1-0-0 | 3-0-0 | | HOME | | 1-0-0 | | 0-0-0 | | 6-1-0 |
| 4-3-0 | | 1-2-0 | 0-0-0 | | AWAY | | 0-0-0 | | 0-0-0 | | 3-0-0 |
| 1-0-0 | | 0-0-0 | 0-0-0 | | NEUTRAL | | 0-0-0 | | 0-0-0 | | 1-0-0 |
| 9-14-0 | | 1-2-0 | 3-5-0 | | CONFERENCE | | 4-2-0 | | 1-2-0 | | 0-3-0 |
| 6-5-0 | | 0-0-0 | 3-5-0 | | HOME | | 3-0-0 | | 0-0-0 | | 0-0-0 |
| 3-9-0 | | 1-2-0 | 0-0-0 | | AWAY | | 1-2-0 | | 1-2-0 | | 0-3-0 |
| 0-0-0 | | 0-0-0 | 0-0-0 | | NEUTRAL | | 0-0-0 | | 0-0-0 | | 0-0-0 |
| RPI S | Opponent | Score | RPI S | Opponent | Score | RPI S | Opponent | Score | RPI S | Opponent | Score |
| 3 A | Florida | 0 4 | 27 A | West Virginia | 2 14 | 53 H | VCU | 5 2 | 137 A | Virginia Tech | 1 3 |
| 3 A | Florida | 9 7 | 30 H | Bryant | 7 3 | 68 H | North Carolina St. | 7 4 | 137 A | Virginia Tech | 4 6 |
| 3 A | Florida | 5 8 | 30 H | Bryant | 3 0 | 68 H | North Carolina St. | 5 2 | 137 A | Virginia Tech | 4 2 |
| 5 A | Florida St. | 3 15 | 30 H | Bryant | 3 0 | 68 H | North Carolina St. | 10 0 | 151 A | Boston College | 4 7 |
| 5 A | Florida St. | 5 1 | 33 H | Georgia Tech | 7 2 | 81 A | Wake Forest | 11 3 | 151 A | Boston College | 1 5 |
| 5 A | Florida St. | 0 7 | 33 H | Georgia Tech | 4 1 | 81 A | Wake Forest | 4 6 | 151 A | Boston College | 2 5 |
| 22 H | Liberty | 8 3 | 33 H | Georgia Tech | 6 13 | 81 A | Wake Forest | 2 5 | 155 A | Delaware | 5 2 |
| | | | 42 H | North Carolina | 3 2 | | | | 155 H | Delaware | 10 1 |
| | | | 42 H | North Carolina | 0 7 | | | | 174 A | George Mason | 11 0 |
| | | | 42 H | North Carolina | 4 9 | | | | 174 H | George Mason | 13 4 |
| | | | 46 H | Clemson | 1 3 | | | | 176 A | James Madison | 13 6 |
| | | | 46 H | Clemson | 1 7 | | | | 207 H | Mt. St. Mary's | 2 3 |
| | | | | | | | | | 261 H | Navy | 11 4 |
| | | | | | | | | | 268 N | UMBC | 6 0 |
| | | | | | | | | | 270 H | Massachusetts | 3 2 |
| | | | | | | | | | 270 H | Massachusetts | 10 1 |
| | | | | | | | | | 270 H | Massachusetts | 4 0 |
| | | | LAST 15 GAMES | | | | | | | | |
| | | | 151 A | Boston College | 2 5 | 33 H | Georgia Tech | 7 2 | | | |
| | | | 151 A | Boston College | 4 7 | 261 H | Navy | 11 4 | | | |
| | | | 151 A | Boston College | 1 5 | 137 A | Virginia Tech | 4 6 | | | |
| | | | 174 H | George Mason | 13 4 | | | | | | |
| | | | 27 A | West Virginia | 2 14 | | | | | | |

Non-Div. I Games:

Maryland

| | | |
|-------------------|---|----|
| 33 H Georgia Tech | 6 | 13 |
| 33 H Georgia Tech | 4 | 1 |

M
a
r
y
l
a
n
d

M
a
r
y
l
a
n
d

| Average RPI Win: 123 | | WON-LOST | WINNING | LAST 15 | STRENGTH OF | | OPP. STRENGTH | TEAM | ADJ | | CONF. | ADJ CONF. |
|----------------------|------------|----------|---------------|-----------------|----------------|-------|-------------------|-------|-------------|-------------------|----------|-----------|
| Average RPI Loss: 53 | | RECORD | PCT. RANK | GAMES | SCHEDULE | | OF SCHEDULE | RPI | RPI | | RPI | RPI |
| DIV. I ONLY | | 27-18-0 | .6 | 74 | 9-6-0 | | 41 | 4 | 38 | | .5554 | 38 |
| DIV. I NON-CONF. | | 17-7-0 | .70833 | 33 | 3-0-0 | | 179 | 96 | 68 | | .53307 | 68 |
| TOTALS | | RPI 1-25 | RPI 26-50 | | W-L RECORDS | | RPI 51-100 | | RPI 101-150 | | RPI 150+ | |
| 27-18-0 | | 7-7-0 | 3-4-0 | | OVERALL | | 2-5-0 | | 3-1-0 | | 12-1-0 | |
| 19-9-0 | | 4-6-0 | 0-1-0 | | HOME | | 1-0-0 | | 2-1-0 | | 12-1-0 | |
| 8-9-0 | | 3-1-0 | 3-3-0 | | AWAY | | 1-5-0 | | 1-0-0 | | 0-0-0 | |
| 0-0-0 | | 0-0-0 | 0-0-0 | | NEUTRAL | | 0-0-0 | | 0-0-0 | | 0-0-0 | |
| 17-7-0 | | 1-1-0 | 0-1-0 | | NON-CONFERENCE | | 1-3-0 | | 3-1-0 | | 12-1-0 | |
| 15-4-0 | | 0-1-0 | 0-1-0 | | HOME | | 1-0-0 | | 2-1-0 | | 12-1-0 | |
| 2-3-0 | | 1-0-0 | 0-0- | | AWAY | | 0-3-0 | | 1-0-0 | | 0-0-0 | |
| 0-0-0 | | 0-0-0 | 0-0-0 | | NEUTRAL | | 0-0-0 | | 0-0-0 | | 0-0-0 | |
| 10-11-0 | | 6-6-0 | 3-3-0 | | CONFERENCE | | 1-2-0 | | 0-0-0 | | 0-0-0 | |
| 4-5-0 | | 4-5-0 | 0-0-0 | | HOME | | 0-0-0 | | 0-0-0 | | 0-0-0 | |
| 6-6-0 | | 2-1-0 | 3-3-0 | | AWAY | | 1-2-0 | | 0-0-0 | | 0-0-0 | |
| 0-0-0 | | 0-0-0 | 0-0-0 | | NEUTRAL | | 0-0-0 | | 0-0-0 | | 0-0-0 | |
| RPI S | Opponent | Score | RPI S | Opponent | Score | RPI S | Opponent | Score | RPI S | Opponent | Score | |
| 3 H | Florida | 5 4 | 41 A | Mississippi St. | 6 3 | 52 H | Columbia | 8 7 | 121 H | Sacramento St. | 5 0 | |
| 3 H | Florida | 3 5 | 41 A | Mississippi St. | 1 5 | 62 A | Georgia | 9 5 | 121 H | Sacramento St. | 0 1 | |
| 3 H | Florida | 4 3 | 41 A | Mississippi St. | 6 4 | 62 A | Georgia | 2 3 | 121 H | Sacramento St. | 7 5 | |
| 7 A | Rice | 6 5 | 44 H | Sam Houston St. | 1 8 | 62 A | Georgia | 1 6 | 143 A | Texas-Arlington | 5 4 | |
| 8 A | Vanderbilt | 8 2 | 47 A | Auburn | 2 5 | 69 A | Fresno St. | 5 6 | 162 H | Stephen F. Austin | 12 3 | |
| 8 A | Vanderbilt | 10 4 | 47 A | Auburn | 0 4 | 69 A | Fresno St. | 0 1 | 180 H | Houston Baptist | 5 1 | |
| 8 A | Vanderbilt | 5 8 | 47 A | Auburn | 9 0 | 69 A | Fresno St. | 0 5 | 198 H | Northeastern | 1 0 | |
| 9 H | Houston | 8 10 | | | | | | | 198 H | Northeastern | 10 2 | |
| 16 H | Kentucky | 3 6 | | | | | | | 198 H | Northeastern | 11 2 | |
| 16 H | Kentucky | 4 11 | | | | | | | 210 H | Tex.-Pan American | 13 0 | |
| 16 H | Kentucky | 14 2 | | | | | | | 210 H | Tex.-Pan American | 6 2 | |
| 20 H | Alabama | 4 6 | | | | | | | 226 H | Louisiana Tech | 5 3 | |
| 20 H | Alabama | 1 5 | | | | | | | 226 H | Louisiana Tech | 6 5 | |
| 20 H | Alabama | 13 8 | | | | | | | 226 H | Louisiana Tech | 1 5 | |
| | | | | | | | | | 266 H | Abilene Christian | 20 2 | |
| | | | | | | | | | 269 H | Texas Southern | 6 0 | |
| | | | | | | | | | 294 H | Prairie View | 8 2 | |
| | | | LAST 15 GAMES | | | | | | | | | |
| | | | 41 A | Mississippi St. | 6 4 | 266 H | Abilene Christian | 20 2 | | | | |
| | | | 41 A | Mississippi St. | 6 3 | 8 A | Vanderbilt | 8 2 | | | | |
| | | | 41 A | Mississippi St. | 1 5 | 8 A | Vanderbilt | 5 8 | | | | |
| | | | 7 A | Rice | 6 5 | | | | | | | |
| | | | 16 H | Kentucky | 14 2 | | | | | | | |

Non-Div. I Games:

Texas A&M

| | | |
|---------------|---|----|
| 16 H Kentucky | 4 | 11 |
| 16 H Kentucky | 3 | 6 |

| Average RPI Win: | | 148 | WON-LOST RECORD | | WINNING PCT. RANK | | LAST 15 GAMES | | STRENGTH OF SCHEDULE | | OPP. STRENGTH OF SCHEDULE | | TEAM RPI | | ADJ RPI | | CONF. RPI | | ADJ CONF. RPI | |
|------------------|---|----------|-----------------|-----------|-------------------|----------------|---------------|---------------------|----------------------|-------------|---------------------------|----------|----------|--------------------------|-----------|-------|-----------|--|---------------|--|
| DIV. I ONLY | | | 30-9-0 | | .76923 7 | | 13-2-0 | | 200 | | 54 | | 39 | | .5551 39 | | 14 | | 14 | |
| DIV. I NON-CONF. | | | 16-5-0 | | .7619 23 | | 3-0-0 | | 76 | | 27 | | 13 | | .58963 13 | | 12 | | 12 | |
| TOTALS | | RPI 1-25 | | RPI 26-50 | | W-L RECORDS | | RPI 51-100 | | RPI 101-150 | | RPI 150+ | | | | | | | | |
| 30-9-0 | | 1-0-0 | | 2-1-0 | | OVERALL | | 4-0-0 | | 10-7-0 | | 13-1-0 | | | | | | | | |
| 18-6-0 | | 1-0-0 | | 1-0-0 | | HOME | | 3-0-0 | | 7-5-0 | | 6-1-0 | | | | | | | | |
| 12-3-0 | | 0-0-0 | | 1-1-0 | | AWAY | | 1-0-0 | | 3-2-0 | | 7-0-0 | | | | | | | | |
| 0-0-0 | | 0-0-0 | | 0-0-0 | | NEUTRAL | | 0-0-0 | | 0-0-0 | | 0-0-0 | | | | | | | | |
| 16-5-0 | | 1-0-0 | | 2-1-0 | | NON-CONFERENCE | | 4-0-0 | | 5-3-0 | | 4-1-0 | | | | | | | | |
| 10-2-0 | | 1-0-0 | | 1-0-0 | | HOME | | 3-0-0 | | 2-1-0 | | 3-1-0 | | | | | | | | |
| 6-3-0 | | 0-0-0 | | 1-0- | | AWAY | | 1-0-0 | | 3-2-0 | | 1-0-0 | | | | | | | | |
| 0-0-0 | | 0-0-0 | | 0-0-0 | | NEUTRAL | | 0-0-0 | | 0-0-0 | | 0-0-0 | | | | | | | | |
| 14-4-0 | | 0-0-0 | | 0-0-0 | | CONFERENCE | | 0-0-0 | | 5-4-0 | | 9-0-0 | | | | | | | | |
| 8-4-0 | | 0-0-0 | | 0-0-0 | | HOME | | 0-0-0 | | 5-4-0 | | 3-0-0 | | | | | | | | |
| 6-0-0 | | 0-0-0 | | 0-0-0 | | AWAY | | 0-0-0 | | 0-0-0 | | 6-0-0 | | | | | | | | |
| 0-0-0 | | 0-0-0 | | 0-0-0 | | NEUTRAL | | 0-0-0 | | 0-0-0 | | 0-0-0 | | | | | | | | |
| RPI | S | Opponent | | Score | | RPI | S | Opponent | | Score | | RPI | S | Opponent | | Score | | | | |
| 9 | H | Houston | | 3 0 | | 48 | A | Southern California | | 10 4 | | 106 | A | UCLA | | 8 7 | | | | |
| | | | | | | 48 | H | Southern California | | 4 3 | | 115 | H | St. John's (NY) | | 8 4 | | | | |
| | | | | | | 49 | A | UC Santa Barbara | | 1 2 | | 115 | H | St. John's (NY) | | 11 1 | | | | |
| | | | | | | | | | | | | 87 | H | UNC Wilmington | | 2 1 | | | | |
| | | | | | | | | | | | | | | 115 H St. John's (NY) | | 0 2 | | | | |
| | | | | | | | | | | | | | | 122 H Pacific | | 4 6 | | | | |
| | | | | | | | | | | | | | | 122 H Pacific | | 5 7 | | | | |
| | | | | | | | | | | | | | | 122 H Pacific | | 5 3 | | | | |
| | | | | | | | | | | | | | | 124 A Hawaii | | 2 1 | | | | |
| | | | | | | | | | | | | | | 124 A Hawaii | | 1 6 | | | | |
| | | | | | | | | | | | | | | 124 A Hawaii | | 7 3 | | | | |
| | | | | | | | | | | | | | | 124 A Hawaii | | 0 2 | | | | |
| | | | | | | | | | | | | | | 139 H San Francisco | | 2 3 | | | | |
| | | | | | | | | | | | | | | 139 H San Francisco | | 4 3 | | | | |
| | | | | | | | | | | | | | | 139 H San Francisco | | 13 2 | | | | |
| | | | | | | | | | | | | | | 147 H BYU | | 9 1 | | | | |
| | | | | | | | | | | | | | | 147 H BYU | | 6 4 | | | | |
| | | | | | | | | | | | | | | 147 H BYU | | 0 1 | | | | |
| | | | | | | | | | | | | | | 173 A Santa Clara | | 1 0 | | | | |
| | | | | | | | | | | | | | | 173 A Santa Clara | | 4 2 | | | | |
| | | | | | | | | | | | | | | 173 A Santa Clara | | 10 0 | | | | |
| | | | | | | | | | | | | | | 189 A Cal St. Northridge | | 9 5 | | | | |
| | | | | | | | | | | | | | | 189 H Cal St. Northridge | | 2 4 | | | | |
| | | | | | | | | | | | | | | 192 H Utah Valley | | 9 2 | | | | |
| | | | | | | | | | | | | | | 192 H Utah Valley | | 11 8 | | | | |
| | | | | | | | | | | | | | | 192 H Utah Valley | | 5 0 | | | | |
| | | | | | | | | | | | | | | 252 A St. Mary's (CA) | | 6 2 | | | | |
| | | | | | | | | | | | | | | 252 A St. Mary's (CA) | | 8 1 | | | | |
| | | | | | | | | | | | | | | 252 A St. Mary's (CA) | | 10 4 | | | | |
| | | | | | | | | | | | | | | 252 A St. Mary's (CA) | | 6 2 | | | | |
| | | | | | | | | | | | | | | 252 A St. Mary's (CA) | | 8 1 | | | | |
| | | | | | | | | | | | | | | 252 A St. Mary's (CA) | | 8 1 | | | | |
| | | | | | | | | | | | | | | 252 A St. Mary's (CA) | | 8 1 | | | | |
| | | | | | | | | | | | | | | 252 A St. Mary's (CA) | | 8 1 | | | | |
| | | | | | | | | | | | | | | 252 A St. Mary's (CA) | | 8 1 | | | | |
| | | | | | | | | | | | | | | 252 A St. Mary's (CA) | | 8 1 | | | | |
| | | | | | | | | | | | | | | 252 A St. Mary's (CA) | | 8 1 | | | | |
| | | | | | | | | | | | | | | 252 A St. Mary's (CA) | | 8 1 | | | | |
| | | | | | | | | | | | | | | 252 A St. Mary's (CA) | | 8 1 | | | | |
| | | | | | | | | | | | | | | 252 A St. Mary's (CA) | | 8 1 | | | | |
| | | | | | | | | | | | | | | 252 A St. Mary's (CA) | | 8 1 | | | | |
| | | | | | | | | | | | | | | 252 A St. Mary's (CA) | | 8 1 | | | | |
| | | | | | | | | | | | | | | 252 A St. Mary's (CA) | | 8 1 | | | | |
| | | | | | | | | | | | | | | 252 A St. Mary's (CA) | | 8 1 | | | | |
| | | | | | | | | | | | | | | 252 A St. Mary's (CA) | | 8 1 | | | | |
| | | | | | | | | | | | | | | 252 A St. Mary's (CA) | | 8 1 | | | | |
| | | | | | | | | | | | | | | 252 A St. Mary's (CA) | | 8 1 | | | | |
| | | | | | | | | | | | | | | 252 A St. Mary's (CA) | | 8 1 | | | | |
| | | | | | | | | | | | | | | 252 A St. Mary's (CA) | | 8 1 | | | | |
| | | | | | | | | | | | | | | 252 A St. Mary's (CA) | | 8 1 | | | | |
| | | | | | | | | | | | | | | 252 A St. Mary's (CA) | | 8 1 | | | | |
| | | | | | | | | | | | | | | 252 A St. Mary's (CA) | | 8 1 | | | | |
| | | | | | | | | | | | | | | 252 A St. Mary's (CA) | | 8 1 | | | | |
| | | | | | | | | | | | | | | 252 A St. Mary's (CA) | | 8 1 | | | | |
| | | | | | | | | | | | | | | 252 A St. Mary's (CA) | | 8 1 | | | | |
| | | | | | | | | | | | | | | 252 A St. Mary's (CA) | | 8 1 | | | | |
| | | | | | | | | | | | | | | 252 A St. Mary's (CA) | | 8 1 | | | | |
| | | | | | | | | | | | | | | 252 A St. Mary's (CA) | | 8 1 | | | | |
| | | | | | | | | | | | | | | 252 A St. Mary's (CA) | | 8 1 | | | | |
| | | | | | | | | | | | | | | 252 A St. Mary's (CA) | | 8 1 | | | | |
| | | | | | | | | | | | | | | 252 A St. Mary's (CA) | | 8 1 | | | | |
| | | | | | | | | | | | | | | 252 A St. Mary's (CA) | | 8 1 | | | | |
| | | | | | | | | | | | | | | 252 A St. Mary's (CA) | | 8 1 | | | | |
| | | | | | | | | | | | | | | 252 A St. Mary's (CA) | | 8 1 | | | | |
| | | | | | | | | | | | | | | 252 A St. Mary's (CA) | | 8 1 | | | | |
| | | | | | | | | | | | | | | 252 A St. Mary's (CA) | | 8 1 | | | | |
| | | | | | | | | | | | | | | 252 A St. Mary's (CA) | | 8 1 | | | | |
| | | | | | | | | | | | | | | 252 A St. Mary's (CA) | | 8 1 | | | | |
| | | | | | | | | | | | | | | 252 A St. Mary's (CA) | | 8 1 | | | | |
| | | | | | | | | | | | | | | 252 A St. Mary's (CA) | | 8 1 | | | | |
| | | | | | | | | | | | | | | 252 A St. Mary's (CA) | | 8 1 | | | | |
| | | | | | | | | | | | | | | 252 A St. Mary's (CA) | | 8 1 | | | | |
| | | | | | | | | | | | | | | 252 A St. | | | | | | |

| | | |
|-----------|---|---|
| 147 H BYU | 6 | 4 |
| 147 H BYU | 0 | 1 |

| RPI | S | Opponent | Score | |
|-----|---|-----------------|-------|---|
| 252 | A | St. Mary's (CA) | 10 | 4 |
| 254 | H | Portland | 6 | 1 |
| 254 | H | Portland | 1 | 0 |
| 254 | H | Portland | 6 | 0 |

Pepperdine

P
e
p
p
e
r
d
i
n
e

P
e
p
p
e
r
d
i
n
e

| Average RPI Win: 131 | | WON-LOST | WINNING | LAST 15 | STRENGTH OF | | OPP. STRENGTH | TEAM | ADJ | CONF. | ADJ CONF. |
|----------------------|--------------|----------|-----------|---------------|----------------|-------|---------------|-------|-------------|-------------------|-----------|
| Average RPI Loss: 89 | | RECORD | PCT. RANK | GAMES | SCHEDULE | | OF SCHEDULE | RPI | RPI | RPI | RPI |
| DIV. I ONLY | | 31-13-0 | .70455 | 25 | 11-4-0 | | 132 | 39 | 40 | .55357 | 40 |
| DIV. I NON-CONF. | | 17-7-0 | .70833 | 33 | 1-1-0 | | 294 | 125 | 184 | .48588 | 184 |
| TOTALS | | RPI 1-25 | RPI 26-50 | | W-L RECORDS | | RPI 51-100 | | RPI 101-150 | | RPI 150+ |
| 31-13-0 | | 6-3-0 | 3-1-0 | | OVERALL | | 5-5-0 | | 4-2-0 | | 13-2-0 |
| 18-8-0 | | 4-2-0 | 0-0-0 | | HOME | | 4-4-0 | | 1-0-0 | | 9-2-0 |
| 9-4-0 | | 2-1-0 | 3-0-0 | | AWAY | | 1-1-0 | | 3-2-0 | | 0-0-0 |
| 4-1-0 | | 0-0-0 | 0-1-0 | | NEUTRAL | | 0-0-0 | | 0-0-0 | | 4-0-0 |
| 17-7-0 | | 0-0-0 | 0-1-0 | | NON-CONFERENCE | | 1-4-0 | | 3-0-0 | | 13-2-0 |
| 11-5-0 | | 0-0-0 | 0-0-0 | | HOME | | 1-3-0 | | 1-0-0 | | 9-2-0 |
| 2-1-0 | | 0-0-0 | 0-0- | | AWAY | | 0-1-0 | | 2-0-0 | | 0-0-0 |
| 4-1-0 | | 0-0-0 | 0-1-0 | | NEUTRAL | | 0-0-0 | | 0-0-0 | | 4-0-0 |
| 14-6-0 | | 6-3-0 | 3-0-0 | | CONFERENCE | | 4-1-0 | | 1-2-0 | | 0-0-0 |
| 7-3-0 | | 4-2-0 | 0-0-0 | | HOME | | 3-1-0 | | 0-0-0 | | 0-0-0 |
| 7-3-0 | | 2-1-0 | 3-0-0 | | AWAY | | 1-0-0 | | 1-2-0 | | 0-0-0 |
| 0-0-0 | | 0-0-0 | 0-0-0 | | NEUTRAL | | 0-0-0 | | 0-0-0 | | 0-0-0 |
| RPI S | Opponent | Score | RPI S | Opponent | Score | RPI S | Opponent | Score | RPI S | Opponent | Score |
| 11 H | Texas Tech | 6 16 | 27 A | West Virginia | 6 0 | 57 H | Kansas | 6 3 | 109 A | Missouri St. | 6 0 |
| 11 H | Texas Tech | 8 3 | 27 A | West Virginia | 7 4 | 57 H | Kansas | 7 0 | 109 H | Missouri St. | 3 2 |
| 11 H | Texas Tech | 3 1 | 27 A | West Virginia | 9 2 | 57 H | Kansas | 5 3 | 113 A | Baylor | 4 1 |
| 13 H | TCU | 9 4 | 35 N | Arizona St. | 1 6 | 72 A | Oral Roberts | 8 15 | 113 A | Baylor | 1 4 |
| 13 H | TCU | 2 1 | | | | 74 H | San Diego | 6 5 | 113 A | Baylor | 1 4 |
| 13 H | TCU | 1 3 | | | | 74 H | San Diego | 6 10 | 143 A | Texas-Arlington | 4 3 |
| 14 A | Texas | 0 3 | | | | 74 H | San Diego | 0 7 | 158 H | UALR | 7 6 |
| 14 A | Texas | 8 3 | | | | 84 H | Wichita St. | 4 6 | 161 N | Gonzaga | 2 0 |
| 14 A | Texas | 2 1 | | | | 89 A | Oklahoma | 3 1 | 162 N | Stephen F. Austin | 3 1 |
| | | | | | | 89 H | Oklahoma | 9 12 | 210 H | Tex.-Pan American | 7 6 |
| | | | | | | | | | 210 H | Tex.-Pan American | 1 3 |
| | | | | | | | | | 210 H | Tex.-Pan American | 4 3 |
| | | | | | | | | | 259 H | Oakland | 3 2 |
| | | | | | | | | | 259 H | Oakland | 10 4 |
| | | | | | | | | | 259 H | Oakland | 7 10 |
| | | | | | | | | | 259 H | Oakland | 11 1 |
| | | | | | | | | | 266 H | Abilene Christian | 15 7 |
| | | | | | | | | | 274 N | Incarnate Word | 10 5 |
| | | | | | | | | | 282 N | Manhattan | 10 7 |
| | | | | | | | | | 296 H | Alcorn | 16 1 |
| | | | | | | | | | 296 H | Alcorn | 17 4 |
| LAST 15 GAMES | | | | | | | | | | | |
| 14 A | Texas | 8 3 | 89 H | Oklahoma | 9 12 | | | | | | |
| 14 A | Texas | 2 1 | 27 A | West Virginia | 7 4 | | | | | | |
| 14 A | Texas | 0 3 | 27 A | West Virginia | 9 2 | | | | | | |
| 72 A | Oral Roberts | 8 15 | | | | | | | | | |
| 57 H | Kansas | 6 3 | | | | | | | | | |

Non-Div. I Games:

Oklahoma St.

| | | | | |
|----|---|--------|---|---|
| 57 | H | Kansas | 5 | 3 |
| 57 | H | Kansas | 7 | 0 |

O
k
l
a
h
o
m
a
s
t
.

O
k
l
a
h
o
m
a
s
t
.

| Average RPI Win: 109 | | WON-LOST RECORD | | WINNING PCT. RANK | | LAST 15 GAMES | | STRENGTH OF SCHEDULE | | OPP. STRENGTH OF SCHEDULE | | TEAM RPI | | ADJ RPI | | CONF. RPI | | ADJ CONF. RPI | | | | | |
|----------------------|---|-----------------|--|-------------------|----|----------------|---|----------------------|--|---------------------------|---|----------|---|-------------------|--|-----------|----|---------------|---|----------------|--|-------|----|
| Average RPI Loss: 65 | | | | | | | | | | | | | | | | | | | | | | | |
| DIV. I ONLY | | 28-17-0 | | .62222 | | 60 | | 8-7-0 | | 38 | | 25 | | 41 | | .55318 | | 41 | | | | | |
| DIV. I NON-CONF. | | 16-7-0 | | .69565 | | 37 | | 2-0-0 | | 204 | | 96 | | 106 | | .51834 | | 106 | | | | | |
| TOTALS | | RPI 1-25 | | RPI 26-50 | | W-L RECORDS | | RPI 51-100 | | RPI 101-150 | | RPI 150+ | | | | | | | | | | | |
| 28-17-0 | | 4-6-0 | | 1-4-0 | | OVERALL | | 10-4-0 | | 4-0-0 | | 9-3-0 | | | | | | | | | | | |
| 20-10-0 | | 3-3-0 | | 1-2-0 | | HOME | | 7-3-0 | | 1-0-0 | | 8-2-0 | | | | | | | | | | | |
| 6-5-0 | | 0-3-0 | | 0-0-0 | | AWAY | | 2-1-0 | | 3-0-0 | | 1-1-0 | | | | | | | | | | | |
| 2-2-0 | | 1-0-0 | | 0-2-0 | | NEUTRAL | | 1-0-0 | | 0-0-0 | | 0-0-0 | | | | | | | | | | | |
| 16-7-0 | | 0-0-0 | | 0-2-0 | | NON-CONFERENCE | | 6-2-0 | | 1-0-0 | | 9-3-0 | | | | | | | | | | | |
| 14-4-0 | | 0-0-0 | | 0-0-0 | | HOME | | 5-2-0 | | 1-0-0 | | 8-2-0 | | | | | | | | | | | |
| 1-1-0 | | 0-0-0 | | 0-0- | | AWAY | | 0-0-0 | | 0-0-0 | | 1-1-0 | | | | | | | | | | | |
| 1-2-0 | | 0-0-0 | | 0-2-0 | | NEUTRAL | | 1-0-0 | | 0-0-0 | | 0-0-0 | | | | | | | | | | | |
| 12-10-0 | | 4-6-0 | | 1-2-0 | | CONFERENCE | | 4-2-0 | | 3-0-0 | | 0-0-0 | | | | | | | | | | | |
| 6-6-0 | | 3-3-0 | | 1-2-0 | | HOME | | 2-1-0 | | 0-0-0 | | 0-0-0 | | | | | | | | | | | |
| 5-4-0 | | 0-3-0 | | 0-0-0 | | AWAY | | 2-1-0 | | 3-0-0 | | 0-0-0 | | | | | | | | | | | |
| 1-0-0 | | 1-0-0 | | 0-0-0 | | NEUTRAL | | 0-0-0 | | 0-0-0 | | 0-0-0 | | | | | | | | | | | |
| RPI | S | Opponent | | Score | | RPI | S | Opponent | | Score | | RPI | S | Opponent | | Score | | RPI | S | Opponent | | Score | |
| 4 | H | Ole Miss | | 2 | 12 | 38 | H | Texas A&M | | 5 | 1 | 58 | H | Western Caro. | | 2 | 3 | 108 | A | Missouri | | 6 | 2 |
| 4 | H | Ole Miss | | 6 | 5 | 38 | H | Texas A&M | | 3 | 6 | 58 | H | Western Caro. | | 6 | 1 | 108 | A | Missouri | | 3 | 2 |
| 4 | H | Ole Miss | | 1 | 6 | 38 | H | Texas A&M | | 4 | 6 | 58 | H | Western Caro. | | 7 | 2 | 108 | A | Missouri | | 9 | 7 |
| 4 | N | Ole Miss | | 8 | 3 | 49 | N | UC Santa Barbara | | 6 | 7 | 59 | H | Arkansas | | 5 | 1 | 148 | H | South Ala. | | 3 | 0 |
| 8 | H | Vanderbilt | | 1 | 5 | 49 | N | UC Santa Barbara | | 3 | 8 | 59 | H | Arkansas | | 5 | 1 | 165 | H | Eastern Ill. | | 9 | 0 |
| 8 | H | Vanderbilt | | 17 | 2 | | | | | | | 59 | H | Arkansas | | 0 | 4 | 165 | H | Eastern Ill. | | 4 | 3 |
| 8 | H | Vanderbilt | | 6 | 3 | | | | | | | 62 | A | Georgia | | 1 | 7 | 170 | H | Southern Ill. | | 3 | 0 |
| 15 | A | LSU | | 4 | 17 | | | | | | | 62 | A | Georgia | | 4 | 1 | 178 | A | Arizona | | 6 | 4 |
| 15 | A | LSU | | 0 | 3 | | | | | | | 62 | A | Georgia | | 6 | 1 | 178 | A | Arizona | | 3 | 12 |
| 15 | A | LSU | | 1 | 2 | | | | | | | 67 | N | Southern Miss. | | 4 | 3 | 207 | H | Mt. St. Mary's | | 10 | 1 |
| | | | | | | | | | | | | 79 | H | Memphis | | 4 | 6 | 207 | H | Mt. St. Mary's | | 13 | 1 |
| | | | | | | | | | | | | 80 | H | Southeast Mo. St. | | 3 | 2 | 220 | H | Holy Cross | | 6 | 2 |
| | | | | | | | | | | | | 99 | H | Michigan St. | | 7 | 1 | 220 | H | Holy Cross | | 8 | 4 |
| | | | | | | | | | | | | 99 | H | Michigan St. | | 4 | 2 | 220 | H | Holy Cross | | 6 | 7 |
| | | | | | | | | | | | | | | | | | | 220 | H | Holy Cross | | 1 | 6 |
| | | | | | | | | | | | | | | | | | | 296 | H | Alcorn | | 16 | 2 |
| LAST 15 GAMES | | | | | | | | | | | | | | | | | | | | | | | |
| | | | | | | 38 | H | Texas A&M | | 4 | 6 | 296 | H | Alcorn | | 16 | 2 | | | | | | |
| | | | | | | 38 | H | Texas A&M | | 3 | 6 | 4 | | H Ole Miss | | 2 | 12 | | | | | | |
| | | | | | | 38 | H | Texas A&M | | 5 | 1 | 4 | | H Ole Miss | | 6 | 5 | | | | | | |
| | | | | | | 4 | N | Ole Miss | | 8 | 3 | | | | | | | | | | | | |
| | | | | | | 108 | A | Missouri | | 9 | 7 | | | | | | | | | | | | |

Non-Div. I Games:

Mississippi St.

| | | |
|----------------|---|---|
| 108 A Missouri | 6 | 2 |
| 108 A Missouri | 3 | 2 |

M
i
s
s
i
s
s
i
p
p
i
s
t
.

M
i
s
s
i
s
s
i
p
p
i
s
t
.

| Average RPI Win: | | 119 | WON-LOST RECORD | | WINNING PCT. RANK | | LAST 15 GAMES | | STRENGTH OF SCHEDULE | | OPP. STRENGTH OF SCHEDULE | | TEAM RPI | | ADJ RPI | | CONF. RPI | | ADJ CONF. RPI | | | | |
|------------------|---|----------|-----------------|-----------|-------------------|----------------|---------------|---------------|----------------------|-------------|---------------------------|----------|----------|--------------------|---------|-------|-----------|-----|---------------|-----------------|--|-------|--|
| DIV. I ONLY | | | 27-18-0 | | .674 | | 10-5-0 | | 37 | | 57 | | 42 | | .55086 | | 42 | | 3 | | | | |
| DIV. I NON-CONF. | | | 14-7-0 | | .66667 | | 3-2-0 | | 50 | | 197 | | 44 | | .5487 | | 44 | | 4 | | | | |
| TOTALS | | RPI 1-25 | | RPI 26-50 | | W-L RECORDS | | RPI 51-100 | | RPI 101-150 | | RPI 150+ | | | | | | | | | | | |
| 27-18-0 | | 2-2-0 | | 3-4-0 | | OVERALL | | 5-7-0 | | 8-2-0 | | 9-3-0 | | | | | | | | | | | |
| 21-8-0 | | 1-0-0 | | 1-3-0 | | HOME | | 4-1-0 | | 8-2-0 | | 7-2-0 | | | | | | | | | | | |
| 6-10-0 | | 1-2-0 | | 2-1-0 | | AWAY | | 1-6-0 | | 0-0-0 | | 2-1-0 | | | | | | | | | | | |
| 0-0-0 | | 0-0-0 | | 0-0-0 | | NEUTRAL | | 0-0-0 | | 0-0-0 | | 0-0-0 | | | | | | | | | | | |
| 14-7-0 | | 1-0-0 | | 0-1-0 | | NON-CONFERENCE | | 3-3-0 | | 3-1-0 | | 7-2-0 | | | | | | | | | | | |
| 13-4-0 | | 1-0-0 | | 0-1-0 | | HOME | | 2-0-0 | | 3-1-0 | | 7-2-0 | | | | | | | | | | | |
| 1-3-0 | | 0-0-0 | | 0-0- | | AWAY | | 1-3-0 | | 0-0-0 | | 0-0-0 | | | | | | | | | | | |
| 0-0-0 | | 0-0-0 | | 0-0-0 | | NEUTRAL | | 0-0-0 | | 0-0-0 | | 0-0-0 | | | | | | | | | | | |
| 13-11-0 | | 1-2-0 | | 3-3-0 | | CONFERENCE | | 2-4-0 | | 5-1-0 | | 2-1-0 | | | | | | | | | | | |
| 8-4-0 | | 0-0-0 | | 1-2-0 | | HOME | | 2-1-0 | | 5-1-0 | | 0-0-0 | | | | | | | | | | | |
| 5-7-0 | | 1-2-0 | | 2-1-0 | | AWAY | | 0-3-0 | | 0-0-0 | | 2-1-0 | | | | | | | | | | | |
| 0-0-0 | | 0-0-0 | | 0-0-0 | | NEUTRAL | | 0-0-0 | | 0-0-0 | | 0-0-0 | | | | | | | | | | | |
| RPI | S | Opponent | | Score | | RPI | S | Opponent | | Score | | RPI | S | Opponent | | Score | | RPI | S | Opponent | | Score | |
| 1 | A | Virginia | | 2 3 | | 27 | H | West Virginia | | 1 5 | | 61 | A | Duke | | 8 9 | | 104 | H | Xavier | | 1 2 | |
| 1 | A | Virginia | | 1 3 | | 33 | H | Georgia Tech | | 1 9 | | 61 | A | Duke | | 4 6 | | 104 | H | Xavier | | 2 1 | |
| 1 | A | Virginia | | 4 2 | | 33 | H | Georgia Tech | | 3 2 | | 61 | A | Duke | | 2 3 | | 104 | H | Xavier | | 3 2 | |
| 22 | H | Liberty | | 3 1 | | 33 | H | Georgia Tech | | 5 6 | | 63 | A | East Carolina | | 2 3 | | 110 | H | Pittsburgh | | 4 6 | |
| | | | | | | 37 | A | Maryland | | 2 3 | | 73 | A | Col. of Charleston | | 12 3 | | 110 | H | Pittsburgh | | 2 1 | |
| | | | | | | 37 | A | Maryland | | 9 4 | | 73 | A | Col. of Charleston | | 4 7 | | 110 | H | Pittsburgh | | 9 5 | |
| | | | | | | 37 | A | Maryland | | 7 0 | | 73 | A | Col. of Charleston | | 1 3 | | 111 | H | Elon | | 5 4 | |
| | | | | | | | | | | | | 81 | H | Wake Forest | | 4 3 | | 137 | H | Virginia Tech | | 6 4 | |
| | | | | | | | | | | | | 81 | H | Wake Forest | | 5 6 | | 137 | H | Virginia Tech | | 5 4 | |
| | | | | | | | | | | | | 81 | H | Wake Forest | | 9 0 | | 137 | H | Virginia Tech | | 3 2 | |
| | | | | | | | | | | | | 87 | H | UNC Wilmington | | 9 4 | | 151 | A | Boston College | | 12 2 | |
| | | | | | | | | | | | | 91 | H | Davidson | | 10 3 | | 151 | A | Boston College | | 9 10 | |
| | | | | | | | | | | | | | | | | | | 151 | A | Boston College | | 7 0 | |
| | | | | | | | | | | | | | | | | | | 174 | H | George Mason | | 13 3 | |
| | | | | | | | | | | | | | | | | | | 182 | H | North Florida | | 3 0 | |
| | | | | | | | | | | | | | | | | | | 182 | H | North Florida | | 5 1 | |
| | | | | | | | | | | | | | | | | | | 182 | H | North Florida | | 8 5 | |
| | | | | | | | | | | | | | | | | | | 185 | H | Appalachian St. | | 12 1 | |
| | | | | | | | | | | | | | | | | | | 187 | H | Coastal Caro. | | 2 3 | |
| | | | | | | | | | | | | | | | | | | 195 | H | Winthrop | | 1 3 | |
| | | | | | | | | | | | | | | | | | | 223 | H | Gardner-Webb | | 7 1 | |
| | | | | | | | | | | | | | | | | | | 280 | H | N.C. A&T | | 10 0 | |
| | | | | | | LAST 15 GAMES | | | | | | | | | | | | | | | | | |
| | | | | | | 137 | H | Virginia Tech | | 5 4 | | 1 | A | Virginia | | 2 3 | | | | | | | |
| | | | | | | 137 | H | Virginia Tech | | 6 4 | | 111 | H | Elon | | 5 4 | | | | | | | |
| | | | | | | 137 | H | Virginia Tech | | 3 2 | | 81 | H | Wake Forest | | 5 6 | | | | | | | |
| | | | | | | 22 | H | Liberty | | 3 1 | | | | | | | | | | | | | |
| | | | | | | 63 | A | East Carolina | | 2 3 | | | | | | | | | | | | | |

Non-Div. I Games:

North Carolina

| | | |
|--------------|---|---|
| 1 A Virginia | 4 | 2 |
| 1 A Virginia | 1 | 3 |

N
o
r
t
h
C
a
r
o
l
i
n
a

N
o
r
t
h
C
a
r
o
l
i
n
a

| Average RPI Win: 111 | | WON-LOST RECORD | | WINNING PCT. RANK | | LAST 15 GAMES | | STRENGTH OF SCHEDULE | | OPP. STRENGTH OF SCHEDULE | | TEAM RPI | | ADJ RPI | | CONF. RPI | | ADJ CONF. RPI | |
|----------------------|------------|-----------------|----|-------------------|--------------|----------------|---|----------------------|-------------|---------------------------|----|----------|-----------------|-----------|----|-----------|--|---------------|--|
| DIV. I ONLY | | 28-17-0 | | .62222 60 | | 11-4-0 | | 59 | | 116 | | 43 | | .55085 43 | | 10 | | 10 | |
| DIV. I NON-CONF. | | 18-12-0 | | .6 88 | | 3-1-0 | | 53 | | 103 | | 46 | | .54806 46 | | 8 | | 8 | |
| TOTALS | | RPI 1-25 | | RPI 26-50 | | W-L RECORDS | | RPI 51-100 | | RPI 101-150 | | RPI 150+ | | | | | | | |
| 28-17-0 | | 2-1-0 | | 1-2-0 | | OVERALL | | 9-6-0 | | 11-1-0 | | 5-7-0 | | | | | | | |
| 14-7-0 | | 0-0-0 | | 1-2-0 | | HOME | | 6-2-0 | | 4-0-0 | | 3-3-0 | | | | | | | |
| 10-7-0 | | 0-0-0 | | 0-0-0 | | AWAY | | 3-4-0 | | 6-1-0 | | 1-2-0 | | | | | | | |
| 4-3-0 | | 2-1-0 | | 0-0-0 | | NEUTRAL | | 0-0-0 | | 1-0-0 | | 1-2-0 | | | | | | | |
| 18-12-0 | | 2-1-0 | | 1-2-0 | | NON-CONFERENCE | | 5-4-0 | | 6-0-0 | | 4-5-0 | | | | | | | |
| 10-5-0 | | 0-0-0 | | 1-2-0 | | HOME | | 3-2-0 | | 4-0-0 | | 2-1-0 | | | | | | | |
| 4-4-0 | | 0-0-0 | | 0-0- | | AWAY | | 2-2-0 | | 1-0-0 | | 1-2-0 | | | | | | | |
| 4-3-0 | | 2-1-0 | | 0-0-0 | | NEUTRAL | | 0-0-0 | | 1-0-0 | | 1-2-0 | | | | | | | |
| 10-5-0 | | 0-0-0 | | 0-0-0 | | CONFERENCE | | 4-2-0 | | 5-1-0 | | 1-2-0 | | | | | | | |
| 4-2-0 | | 0-0-0 | | 0-0-0 | | HOME | | 3-0-0 | | 0-0-0 | | 1-2-0 | | | | | | | |
| 6-3-0 | | 0-0-0 | | 0-0-0 | | AWAY | | 1-2-0 | | 5-1-0 | | 0-0-0 | | | | | | | |
| 0-0-0 | | 0-0-0 | | 0-0-0 | | NEUTRAL | | 0-0-0 | | 0-0-0 | | 0-0-0 | | | | | | | |
| RPI S | Opponent | Score | | RPI S | Opponent | Score | | RPI S | Opponent | Score | | RPI S | Opponent | Score | | | | | |
| 10 N | Oregon St. | 7 | 15 | 26 H | UNLV | 2 | 5 | 54 H | UC Irvine | 13 | 4 | 114 A | Minnesota | 3 | 2 | | | | |
| 10 N | Oregon St. | 9 | 2 | 26 H | UNLV | 5 | 3 | 54 H | UC Irvine | 6 | 7 | 114 A | Minnesota | 8 | 6 | | | | |
| 24 N | Washington | 13 | 3 | 26 H | UNLV | 4 | 5 | 54 H | UC Irvine | 7 | 4 | 114 A | Minnesota | 5 | 2 | | | | |
| | | | | | | | | 59 A | Arkansas | 3 | 4 | 115 H | St. John's (NY) | 12 | 4 | | | | |
| | | | | | | | | 59 A | Arkansas | 6 | 4 | 115 H | St. John's (NY) | 7 | 6 | | | | |
| | | | | | | | | 82 H | Ohio St. | 2 | 1 | 115 H | St. John's (NY) | 14 | 7 | | | | |
| | | | | | | | | 82 H | Ohio St. | 4 | 3 | 118 A | Creighton | 4 | 2 | | | | |
| | | | | | | | | 82 H | Ohio St. | 3 | 2 | 118 H | Creighton | 5 | 4 | | | | |
| | | | | | | | | 84 A | Wichita St. | 7 | 3 | 122 N | Pacific | 5 | 3 | | | | |
| | | | | | | | | 94 A | Iowa | 5 | 1 | 133 A | Michigan | 5 | 7 | | | | |
| | | | | | | | | 94 A | Iowa | 1 | 2 | 133 A | Michigan | 6 | 4 | | | | |
| | | | | | | | | 94 A | Iowa | 4 | 8 | 133 A | Michigan | 3 | 1 | | | | |
| | | | | | | | | 96 A | Kansas St. | 6 | 12 | 161 N | Gonzaga | 3 | 5 | | | | |
| | | | | | | | | 96 H | Kansas St. | 6 | 10 | 161 N | Gonzaga | 7 | 4 | | | | |
| | | | | | | | | 96 H | Kansas St. | 14 | 5 | 167 N | Utah | 3 | 4 | | | | |
| | | | | | | | | | | | | 179 A | Citadel | 4 | 0 | | | | |
| | | | | | | | | | | | | 179 A | Citadel | 8 | 12 | | | | |
| | | | | | | | | | | | | 179 A | Citadel | 3 | 6 | | | | |
| | | | | | | | | | | | | 199 H | Omaha | 17 | 6 | | | | |
| | | | | | | | | | | | | 227 H | Northwestern | 2 | 3 | | | | |
| | | | | | | | | | | | | 227 H | Northwestern | 10 | 9 | | | | |
| | | | | | | | | | | | | 227 H | Northwestern | 1 | 2 | | | | |
| | | | | | | | | | | | | 297 H | Northern Colo. | 10 | 2 | | | | |
| | | | | | | | | | | | | 297 H | Northern Colo. | 2 | 9 | | | | |
| LAST 15 GAMES | | | | | | | | | | | | | | | | | | | |
| | | | | 133 A | Michigan | 5 | 7 | 96 H | Kansas St. | 14 | 5 | | | | | | | | |
| | | | | 133 A | Michigan | 3 | 1 | 114 A | Minnesota | 3 | 2 | | | | | | | | |
| | | | | 133 A | Michigan | 6 | 4 | 114 A | Minnesota | 5 | 2 | | | | | | | | |
| | | | | 227 H | Northwestern | 2 | 3 | | | | | | | | | | | | |
| | | | | 227 H | Northwestern | 10 | 9 | | | | | | | | | | | | |

Non-Div. I Games:

Nebraska

| | | | | |
|-----|---|--------------|----|---|
| 227 | H | Northwestern | 1 | 2 |
| 199 | H | Omaha | 17 | 6 |

N
e
b
r
a
s
k
a

N
e
b
r
a
s
k
a

| Average RPI Win: | | 156 | WON-LOST RECORD | | WINNING PCT. RANK | LAST 15 GAMES | | STRENGTH OF SCHEDULE | | OPP. STRENGTH OF SCHEDULE | TEAM RPI | ADJ RPI | CONF. RPI | ADJ CONF. RPI | | | |
|-------------------|---|------------|-----------------|---------------|-------------------|----------------|--------|----------------------|-------------------|---------------------------|----------|----------|-------------------|--------------------------|----|-------|----|
| Average RPI Loss: | | 89 | | | | | | | | | | | | | | | |
| DIV. I ONLY | | | 30-14-0 | | .68182 | 35 | 11-4-0 | | 138 | 56 | 44 | .55067 | 44 | 15 | 17 | | |
| DIV. I NON-CONF. | | | 15-6-0 | | .71429 | 32 | 2-1-0 | | 127 | 4 | 39 | .5533 | 39 | 18 | 18 | | |
| TOTALS | | RPI 1-25 | | RPI 26-50 | | W-L RECORDS | | RPI 51-100 | | RPI 101-150 | | RPI 150+ | | | | | |
| 30-14-0 | | 4-3-0 | | 3-1-0 | | OVERALL | | 2-1-0 | | 7-7-0 | | 14-2-0 | | | | | |
| 18-6-0 | | 0-2-0 | | 2-1-0 | | HOME | | 0-0-0 | | 6-3-0 | | 10-0-0 | | | | | |
| 10-7-0 | | 2-0-0 | | 1-0-0 | | AWAY | | 2-1-0 | | 1-4-0 | | 4-2-0 | | | | | |
| 2-1-0 | | 2-1-0 | | 0-0-0 | | NEUTRAL | | 0-0-0 | | 0-0-0 | | 0-0-0 | | | | | |
| 15-6-0 | | 4-3-0 | | 3-1-0 | | NON-CONFERENCE | | 0-0-0 | | 1-2-0 | | 7-0-0 | | | | | |
| 10-4-0 | | 0-2-0 | | 2-1-0 | | HOME | | 0-0-0 | | 1-1-0 | | 7-0-0 | | | | | |
| 3-1-0 | | 2-0-0 | | 1-0- | | AWAY | | 0-0-0 | | 0-1-0 | | 0-0-0 | | | | | |
| 2-1-0 | | 2-1-0 | | 0-0-0 | | NEUTRAL | | 0-0-0 | | 0-0-0 | | 0-0-0 | | | | | |
| 15-8-0 | | 0-0-0 | | 0-0-0 | | CONFERENCE | | 2-1-0 | | 6-5-0 | | 7-2-0 | | | | | |
| 8-2-0 | | 0-0-0 | | 0-0-0 | | HOME | | 0-0-0 | | 5-2-0 | | 3-0-0 | | | | | |
| 7-6-0 | | 0-0-0 | | 0-0-0 | | AWAY | | 2-1-0 | | 1-3-0 | | 4-2-0 | | | | | |
| 0-0-0 | | 0-0-0 | | 0-0-0 | | NEUTRAL | | 0-0-0 | | 0-0-0 | | 0-0-0 | | | | | |
| RPI | S | Opponent | | Score | | RPI | S | Opponent | | Score | | RPI | S | Opponent | | Score | |
| 7 | A | Rice | | 3 | 1 | 31 | H | Dallas Baptist | | 1 | 5 | 72 | A | Oral Roberts | | 4 | 7 |
| 7 | H | Rice | | 5 | 8 | 31 | H | Dallas Baptist | | 12 | 2 | 72 | A | Oral Roberts | | 7 | 4 |
| 9 | A | Houston | | 5 | 4 | 31 | H | Dallas Baptist | | 4 | 1 | 72 | A | Oral Roberts | | 2 | 1 |
| 9 | H | Houston | | 2 | 5 | 38 | A | Texas A&M | | 8 | 1 | | | | | | |
| 11 | N | Texas Tech | | 10 | 6 | | | | | | | | | 113 H Baylor | | 4 | 3 |
| 13 | N | TCU | | 9 | 4 | | | | | | | | | 116 H Northwestern St. | | 1 | 3 |
| 14 | N | Texas | | 2 | 3 | | | | | | | | | 116 H Northwestern St. | | 9 | 4 |
| | | | | | | | | | | | | | | 116 H Northwestern St. | | 1 | 12 |
| | | | | | | | | | | | | | | 123 H UTSA | | 2 | 9 |
| | | | | | | | | | | | | | | 129 H Southeastern La. | | 5 | 3 |
| | | | | | | | | | | | | | | 129 H Southeastern La. | | 4 | 1 |
| | | | | | | | | | | | | | | 129 H Southeastern La. | | 2 | 1 |
| | | | | | | | | | | | | | | 138 A McNeese St. | | 18 | 6 |
| | | | | | | | | | | | | | | 138 H McNeese St. | | 3 | 1 |
| | | | | | | | | | | | | | | 143 A Texas-Arlington | | 6 | 7 |
| | | | | | | | | | | | | | | 156 A Lamar | | 3 | 13 |
| | | | | | | | | | | | | | | 156 A Lamar | | 5 | 6 |
| | | | | | | | | | | | | | | 156 A Lamar | | 9 | 8 |
| | | | | | | | | | | | | | | 189 H Cal St. Northridge | | 2 | 1 |
| | | | | | | | | | | | | | | 189 H Cal St. Northridge | | 6 | 0 |
| | | | | | | | | | | | | | | 189 H Cal St. Northridge | | 3 | 2 |
| | | | | | | | | | | | | | | 260 A New Orleans | | 7 | 2 |
| | | | | | | | | | | | | | | 260 A New Orleans | | 6 | 3 |
| | | | | | | | | | | | | | | 260 A New Orleans | | 14 | 4 |
| | | | | | | | | | | | | | | 266 H Abilene Christian | | 7 | 0 |
| | | | | | | | | | | | | | | 266 H Abilene Christian | | 3 | 2 |
| | | | | | | | | | | | | | | 266 H Abilene Christian | | 8 | 3 |
| | | | | | | | | | | | | | | 297 H Northern Colo. | | 5 | 3 |
| | | | | LAST 15 GAMES | | | | | | | | | | | | | |
| | | | | 129 H | Southeastern La. | 4 | 1 | 9 | H | Houston | 2 | 5 | 260 A | New Orleans | 14 | 4 | |
| | | | | 129 H | Southeastern La. | 5 | 3 | 266 H | Abilene Christian | 7 | 0 | 266 H | Abilene Christian | 7 | 0 | | |
| | | | | 129 H | Southeastern La. | 2 | 1 | 266 H | Abilene Christian | 3 | 2 | 266 H | Abilene Christian | 3 | 2 | | |
| | | | | 9 A | Houston | 5 | 4 | | | | | 266 H | Abilene Christian | 8 | 3 | | |
| | | | | 156 A | Lamar | 5 | 6 | | | | | 297 H | Northern Colo. | 5 | 3 | | |

Non-Div. I Games:

Sam Houston St.

| | | |
|-------------|---|----|
| 156 A Lamar | 3 | 13 |
| 156 A Lamar | 9 | 8 |

| RPI | S | Opponent | Score | |
|-----|---|----------------|-------|---|
| 297 | H | Northern Colo. | 8 | 1 |
| 297 | H | Northern Colo. | 5 | 0 |
| 297 | H | Northern Colo. | 7 | 1 |

S
a
m
H
o
u
s
t
o
n
S
t
.

S
a
m
H
o
u
s
t
o
n
S
t
.

| Average RPI Win: | 151 | WON-LOST RECORD | WINNING PCT. RANK | LAST 15 GAMES | STRENGTH OF SCHEDULE | OPP. STRENGTH OF SCHEDULE | TEAM RPI | ADJ RPI | CONF. RPI | ADJ CONF. RPI | | | | |
|------------------|----------|--------------------|----------------------|------------------|-------------------------|------------------------------|-------------|-------------|--------------|------------------|---------|-------------------|-------|---|
| DIV. I ONLY | | 28-16-0 | .63636 | 56 | 11-4-0 | 53 | 85 | 45 | .5493 | 45 | 8 | 8 | | |
| DIV. I NON-CONF. | | 13-13-0 | .5 | 142 | 2-1-0 | 49 | 71 | 109 | .51802 | 109 | 9 | 9 | | |
| <hr/> | | | | | | | | | | | | | | |
| TOTALS | RPI 1-25 | RPI 26-50 | | W-L RECORDS | | RPI 51-100 | | RPI 101-150 | | RPI 150+ | | | | |
| 28-16-0 | 3-8-0 | 0-0-0 | | OVERALL | | 6-2-0 | | 6-5-0 | | 13-1-0 | | | | |
| 21-9-0 | 2-4-0 | 0-0-0 | | HOME | | 4-1-0 | | 3-4-0 | | 12-0-0 | | | | |
| 7-7-0 | 1-4-0 | 0-0-0 | | AWAY | | 2-1-0 | | 3-1-0 | | 1-1-0 | | | | |
| 0-0-0 | 0-0-0 | 0-0-0 | | NEUTRAL | | 0-0-0 | | 0-0-0 | | 0-0-0 | | | | |
| 13-13-0 | 1-7-0 | 0-0-0 | | NON-CONFERENCE | | 1-1-0 | | 4-4-0 | | 7-1-0 | | | | |
| 10-8-0 | 0-3-0 | 0-0-0 | | HOME | | 1-1-0 | | 3-4-0 | | 6-0-0 | | | | |
| 3-5-0 | 1-4-0 | 0-0- | | AWAY | | 0-0-0 | | 1-0-0 | | 1-1-0 | | | | |
| 0-0-0 | 0-0-0 | 0-0-0 | | NEUTRAL | | 0-0-0 | | 0-0-0 | | 0-0-0 | | | | |
| 15-3-0 | 2-1-0 | 0-0-0 | | CONFERENCE | | 5-1-0 | | 2-1-0 | | 6-0-0 | | | | |
| 11-1-0 | 2-1-0 | 0-0-0 | | HOME | | 3-0-0 | | 0-0-0 | | 6-0-0 | | | | |
| 4-2-0 | 0-0-0 | 0-0-0 | | AWAY | | 2-1-0 | | 2-1-0 | | 0-0-0 | | | | |
| 0-0-0 | 0-0-0 | 0-0-0 | | NEUTRAL | | 0-0-0 | | 0-0-0 | | 0-0-0 | | | | |
| RPI | S | Opponent | Score | | RPI | S | Opponent | Score | | RPI | S | Opponent | Score | |
| 3 | A | Florida | 1 | 5 | | | | | | 79 | A | Memphis | 9 | 8 |
| 4 | A | Ole Miss | 3 | 4 | | | | | | 101 | H | Central Mich. | 5 | 4 |
| 4 | A | Ole Miss | 4 | 5 | | | | | | 79 | A | Memphis | 10 | 0 |
| 4 | A | Ole Miss | 2 | 9 | | | | | | 101 | H | Central Mich. | 2 | 3 |
| 5 | H | Florida St. | 10 | 11 | | | | | | 79 | A | Memphis | 1 | 2 |
| 5 | H | Florida St. | 1 | 18 | | | | | | 82 | H | Ohio St. | 3 | 9 |
| 18 | A | Miami (FL) | 9 | 2 | | | | | | 133 | H | Michigan | 2 | 3 |
| 18 | H | Miami (FL) | 5 | 6 | | | | | | 89 | H | Oklahoma | 4 | 1 |
| 23 | H | Louisville | 4 | 3 | | | | | | 140 | H | Central Conn. St. | 4 | 5 |
| 23 | H | Louisville | 8 | 2 | | | | | | 90 | H | Rutgers | 10 | 3 |
| 23 | H | Louisville | 2 | 3 | | | | | | 90 | H | Rutgers | 4 | 3 |
| | | | | | | | | | | 140 | H | Central Conn. St. | 10 | 0 |
| | | | | | | | | | | 142 | A | South Fla. | 6 | 3 |
| | | | | | | | | | | 142 | A | South Fla. | 2 | 4 |
| | | | | | | | | | | 142 | A | South Fla. | 2 | 0 |
| | | | | | | | | | | 149 | A | Jacksonville | 5 | 3 |
| | | | | | | | | | | 179 | H | Citadel | 9 | 7 |
| | | | | | | | | | | 182 | A | North Florida | 8 | 4 |
| | | | | | | | | | | 204 | H | Cincinnati | 7 | 1 |
| | | | | | | | | | | 204 | H | Cincinnati | 7 | 4 |
| | | | | | | | | | | 204 | H | Cincinnati | 5 | 1 |
| | | | | | | | | | | 216 | H | Florida A&M | 11 | 4 |
| | | | | | | | | | | 232 | H | Siena | 8 | 1 |
| | | | | | | | | | | 232 | H | Siena | 9 | 6 |
| | | | | | | | | | | 232 | H | Siena | 11 | 4 |
| | | | | | | | | | | 237 | A | Bethune-Cookman | 2 | 5 |
| | | | | | | | | | | 237 | H | Bethune-Cookman | 4 | 1 |
| | | | | | | | | | | 241 | H | Temple | 8 | 2 |
| | | | | | | | | | | 241 | H | Temple | 6 | 4 |
| | | | | | | | | | | 241 | H | Temple | 12 | 5 |
| <hr/> | | | | | | | | | | | | | | |
| LAST 15 GAMES | | | | | | | | | | | | | | |
| | | | | 90 | H | Rutgers | 10 | 3 | 79 | A | Memphis | 10 | 0 | |
| | | | | 90 | H | Rutgers | 4 | 3 | 79 | A | Memphis | 9 | 8 | |
| | | | | 90 | H | Rutgers | 3 | 1 | 79 | A | Memphis | 1 | 2 | |
| | | | | 23 | H | Louisville | 2 | 3 | | | | | | |
| | | | | 23 | H | Louisville | 8 | 2 | | | | | | |

Non-Div. I Games:

UCF

| | | | | |
|-----|---|-------------|----|---|
| 23 | H | Louisville | 4 | 3 |
| 216 | H | Florida A&M | 11 | 4 |

| Average RPI Win: 137 | | WON-LOST RECORD | WINNING PCT. RANK | LAST 15 GAMES | STRENGTH OF SCHEDULE | OPP. STRENGTH OF SCHEDULE | TEAM RPI | ADJ RPI | CONF. RPI | ADJ CONF. RPI | |
|----------------------|----------------|--------------------|----------------------|------------------|-------------------------|------------------------------|--------------------|------------|--------------|------------------|----------|
| Average RPI Loss: 50 | | | | | | | | | | | |
| DIV. I ONLY | | 25-19-0 | .56818 98 | 0-3-0 | 21 | 50 | 46 | .54898 46 | 3 | 3 | |
| DIV. I NON-CONF. | | 13-8-0 | .61905 76 | 0-1-0 | 105 | 169 | 90 | .52283 90 | 4 | 4 | |
| <hr/> | | | | | | | | | | | |
| TOTALS | | RPI 1-25 | RPI 26-50 | | W-L RECORDS | | RPI 51-100 | | RPI 101-150 | | RPI 150+ |
| 25-19-0 | | 2-11-0 | 2-0-0 | | OVERALL | | 5-5-0 | | 6-2-0 | | 10-1-0 |
| 16-11-0 | | 1-7-0 | 0-0-0 | | HOME | | 2-3-0 | | 3-0-0 | | 10-1-0 |
| 9-7-0 | | 1-3-0 | 2-0-0 | | AWAY | | 3-2-0 | | 3-2-0 | | 0-0-0 |
| 0-1-0 | | 0-1-0 | 0-0-0 | | NEUTRAL | | 0-0-0 | | 0-0-0 | | 0-0-0 |
| 13-8-0 | | 0-4-0 | 0-0-0 | | NON-CONFERENCE | | 2-2-0 | | 1-1-0 | | 10-1-0 |
| 11-4-0 | | 0-2-0 | 0-0-0 | | HOME | | 1-1-0 | | 0-0-0 | | 10-1-0 |
| 2-3-0 | | 0-1-0 | 0-0- | | AWAY | | 1-1-0 | | 1-1-0 | | 0-0-0 |
| 0-1-0 | | 0-1-0 | 0-0-0 | | NEUTRAL | | 0-0-0 | | 0-0-0 | | 0-0-0 |
| 12-11-0 | | 2-7-0 | 2-0-0 | | CONFERENCE | | 3-3-0 | | 5-1-0 | | 0-0-0 |
| 5-7-0 | | 1-5-0 | 0-0-0 | | HOME | | 1-2-0 | | 3-0-0 | | 0-0-0 |
| 7-4-0 | | 1-2-0 | 2-0-0 | | AWAY | | 2-1-0 | | 2-1-0 | | 0-0-0 |
| 0-0-0 | | 0-0-0 | 0-0-0 | | NEUTRAL | | 0-0-0 | | 0-0-0 | | 0-0-0 |
| RPI S | Opponent | Score | RPI S | Opponent | Score | RPI S | Opponent | Score | RPI S | Opponent | Score |
| 1 A | Virginia | 2 3 | 37 A | Maryland | 7 1 | 58 A | Western Caro. | 10 18 | 110 A | Pittsburgh | 3 0 |
| 1 A | Virginia | 0 1 | 37 A | Maryland | 3 1 | 58 H | Western Caro. | 11 3 | 110 A | Pittsburgh | 3 2 |
| 1 A | Virginia | 7 1 | | | | 62 A | Georgia | 16 4 | 110 A | Pittsburgh | 4 13 |
| 5 H | Florida St. | 1 11 | | | | 62 H | Georgia | 2 6 | 127 A | Ga. Southern | 5 4 |
| 5 H | Florida St. | 3 4 | | | | 68 H | North Carolina St. | 6 1 | 127 A | Ga. Southern | 5 14 |
| 5 H | Florida St. | 9 3 | | | | 68 H | North Carolina St. | 4 9 | 137 H | Virginia Tech | 11 4 |
| 6 A | South Carolina | 6 9 | | | | 68 H | North Carolina St. | 1 7 | 137 H | Virginia Tech | 12 2 |
| 6 H | South Carolina | 3 5 | | | | 81 A | Wake Forest | 7 4 | 137 H | Virginia Tech | 7 6 |
| 6 N | South Carolina | 2 10 | | | | 81 A | Wake Forest | 3 4 | 184 H | Furman | 13 2 |
| 18 H | Miami (FL) | 2 5 | | | | 81 A | Wake Forest | 16 6 | 185 H | Appalachian St. | 2 1 |
| 18 H | Miami (FL) | 2 10 | | | | | | | 187 H | Coastal Caro. | 9 6 |
| 18 H | Miami (FL) | 2 3 | | | | | | | 195 H | Winthrop | 4 2 |
| 22 H | Liberty | 3 4 | | | | | | | 236 H | Presbyterian | 4 2 |
| | | | | | | | | | 240 H | Maine | 5 2 |
| | | | | | | | | | 240 H | Maine | 13 3 |
| | | | | | | | | | 240 H | Maine | 10 2 |
| | | | | | | | | | 271 H | Eastern Mich. | 5 3 |
| | | | | | | | | | 271 H | Eastern Mich. | 9 7 |
| | | | | | | | | | 271 H | Eastern Mich. | 5 6 |
| <hr/> | | | | | | | | | | | |
| LAST 15 GAMES | | | | | | | | | | | |
| 22 H | Liberty | 3 4 | 110 A | Pittsburgh | 3 2 | | | | | | |
| 18 H | Miami (FL) | 2 10 | 187 H | Coastal Caro. | 9 6 | | | | | | |
| 18 H | Miami (FL) | 2 3 | 1 A | Virginia | 0 1 | | | | | | |
| 18 H | Miami (FL) | 2 5 | | | | | | | | | |
| 58 H | Western Caro. | 11 3 | | | | | | | | | |

Non-Div. I Games:

Clemson

| | | |
|------------------|---|----|
| 110 A Pittsburgh | 4 | 13 |
| 110 A Pittsburgh | 3 | 0 |

C
l
e
m
s
o
n

C
l
e
m
s
o
n

| Average RPI Win: | 116 | WON-LOST | WINNING | LAST 15 | STRENGTH OF | OPP. STRENGTH | TEAM | ADJ | CONF. | ADJ CONF. | | |
|-------------------|----------|----------------|-----------|------------------------|-------------|---------------|-------|------------------|--------|--------------|-------|---|
| Average RPI Loss: | 66 | RECORD | PCT. RANK | GAMES | SCHEDULE | OF SCHEDULE | RPI | RPI | RPI | RPI | | |
| DIV. I ONLY | | 25-20-0 | .55556 | 109 | 6-9-0 | 14 | 48 | 47 | .54867 | 47 | 1 | 1 |
| DIV. I NON-CONF. | | 16-7-0 | .69565 | 37 | 2-1-0 | 101 | 196 | 63 | .5355 | 63 | 1 | 1 |
| <hr/> | | | | | | | | | | | | |
| TOTALS | RPI 1-25 | RPI 26-50 | | W-L RECORDS | | RPI 51-100 | | RPI 101-150 | | RPI 150+ | | |
| 25-20-0 | 6-8-0 | 4-2-0 | | OVERALL | | 4-5-0 | | 3-2-0 | | 8-3-0 | | |
| 17-10-0 | 4-2-0 | 2-1-0 | | HOME | | 1-2-0 | | 2-2-0 | | 8-3-0 | | |
| 6-8-0 | 1-5-0 | 2-1-0 | | AWAY | | 3-2-0 | | 0-0-0 | | 0-0-0 | | |
| 2-2-0 | 1-1-0 | 0-0-0 | | NEUTRAL | | 0-1-0 | | 1-0-0 | | 0-0-0 | | |
| 16-7-0 | 4-0-0 | 0-0-0 | | NON-CONFERENCE | | 2-4-0 | | 2-0-0 | | 8-3-0 | | |
| 13-5-0 | 3-0-0 | 0-0-0 | | HOME | | 1-2-0 | | 1-0-0 | | 8-3-0 | | |
| 1-1-0 | 0-0-0 | 0-0- | | AWAY | | 1-1-0 | | 0-0-0 | | 0-0-0 | | |
| 2-1-0 | 1-0-0 | 0-0-0 | | NEUTRAL | | 0-1-0 | | 1-0-0 | | 0-0-0 | | |
| 9-13-0 | 2-8-0 | 4-2-0 | | CONFERENCE | | 2-1-0 | | 1-2-0 | | 0-0-0 | | |
| 4-5-0 | 1-2-0 | 2-1-0 | | HOME | | 0-0-0 | | 1-2-0 | | 0-0-0 | | |
| 5-7-0 | 1-5-0 | 2-1-0 | | AWAY | | 2-1-0 | | 0-0-0 | | 0-0-0 | | |
| 0-1-0 | 0-1-0 | 0-0-0 | | NEUTRAL | | 0-0-0 | | 0-0-0 | | 0-0-0 | | |
| RPI | S | Opponent | Score | RPI | S | Opponent | Score | RPI | S | Opponent | Score | |
| 4 | A | Ole Miss | 0 6 | 28 | A | Tennessee | 4 2 | 59 | A | Arkansas | 3 4 | |
| 4 | A | Ole Miss | 1 5 | 28 | A | Tennessee | 3 2 | 59 | A | Arkansas | 2 1 | |
| 4 | A | Ole Miss | 5 8 | 28 | A | Tennessee | 6 8 | 59 | A | Arkansas | 7 2 | |
| 6 | H | South Carolina | 2 3 | 38 | H | Texas A&M | 5 2 | 70 | A | Samford | 6 7 | |
| 6 | H | South Carolina | 4 2 | 38 | H | Texas A&M | 4 0 | 70 | H | Samford | 1 8 | |
| 6 | H | South Carolina | 3 4 | 38 | H | Texas A&M | 0 9 | 78 | H | California | 0 5 | |
| 19 | N | Indiana St. | 4 0 | | | | | 82 | N | Ohio St. | 0 1 | |
| 20 | A | Alabama | 2 1 | | | | | 93 | A | Kennesaw St. | 6 1 | |
| 20 | A | Alabama | 3 4 | | | | | 93 | H | Kennesaw St. | 10 5 | |
| 20 | A | Alabama | 1 4 | | | | | | | | | |
| 20 | N | Alabama | 3 4 | | | | | | | | | |
| 21 | H | Mercer | 9 5 | | | | | | | | | |
| 21 | H | Mercer | 4 1 | | | | | | | | | |
| 21 | H | Mercer | 6 5 | | | | | | | | | |
| | | | | LAST 15 GAMES | | | | | | | | |
| | | | | 59 A Arkansas 7 2 | | | | 70 A Samford 6 7 | | | | |
| | | | | 59 A Arkansas 3 4 | | | | 20 A Alabama 3 4 | | | | |
| | | | | 59 A Arkansas 2 1 | | | | 20 A Alabama 1 4 | | | | |
| | | | | 148 H South Ala. 6 1 | | | | | | | | |
| | | | | 6 H South Carolina 3 4 | | | | | | | | |

Non-Div. I Games:

Auburn

| | | |
|--------------------|---|---|
| 6 H South Carolina | 2 | 3 |
| 6 H South Carolina | 4 | 2 |

A
u
b
u
r
n

A
u
b
u
r
n

| Average RPI Win: | | 138 | WON-LOST RECORD | | WINNING PCT. RANK | LAST 15 GAMES | STRENGTH OF SCHEDULE | | OPP. STRENGTH OF SCHEDULE | TEAM RPI | ADJ RPI | CONF. RPI | ADJ CONF. RPI |
|-------------------|------------|----------|-----------------|-------------|-------------------|---------------|----------------------|-------|---------------------------|------------------|-----------|-----------|---------------|
| Average RPI Loss: | | 49 | 24-17-0 | | .58537 86 | 11-4-0 | 40 | | 47 | 48 | .54849 48 | 4 | 4 |
| DIV. I ONLY | | | 12-7-0 | | .63158 65 | 2-1-0 | 46 | | 129 | 52 | .54408 52 | 3 | 3 |
| DIV. I NON-CONF. | | | | | | | | | | | | | |
| TOTALS | | RPI 1-25 | RPI 26-50 | | W-L RECORDS | | RPI 51-100 | | RPI 101-150 | | RPI 150+ | | |
| 24-17-0 | | 2-7-0 | 3-5-0 | | OVERALL | | 2-2-0 | | 4-2-0 | | 13-1-0 | | |
| 16-9-0 | | 1-5-0 | 0-1-0 | | HOME | | 2-0-0 | | 1-2-0 | | 12-1-0 | | |
| 8-8-0 | | 1-2-0 | 3-4-0 | | AWAY | | 0-2-0 | | 3-0-0 | | 1-0-0 | | |
| 0-0-0 | | 0-0-0 | 0-0-0 | | NEUTRAL | | 0-0-0 | | 0-0-0 | | 0-0-0 | | |
| 12-7-0 | | 1-2-0 | 0-2-0 | | NON-CONFERENCE | | 2-2-0 | | 1-1-0 | | 8-0-0 | | |
| 11-4-0 | | 1-2-0 | 0-1-0 | | HOME | | 2-0-0 | | 1-1-0 | | 7-0-0 | | |
| 1-3-0 | | 0-0-0 | 0-0-0 | | AWAY | | 0-2-0 | | 0-0-0 | | 1-0-0 | | |
| 0-0-0 | | 0-0-0 | 0-0-0 | | NEUTRAL | | 0-0-0 | | 0-0-0 | | 0-0-0 | | |
| 12-10-0 | | 1-5-0 | 3-3-0 | | CONFERENCE | | 0-0-0 | | 3-1-0 | | 5-1-0 | | |
| 5-5-0 | | 0-3-0 | 0-0-0 | | HOME | | 0-0-0 | | 0-1-0 | | 5-1-0 | | |
| 7-5-0 | | 1-2-0 | 3-3-0 | | AWAY | | 0-0-0 | | 3-0-0 | | 0-0-0 | | |
| 0-0-0 | | 0-0-0 | 0-0-0 | | NEUTRAL | | 0-0-0 | | 0-0-0 | | 0-0-0 | | |
| RPI S | Opponent | Score | RPI S | Opponent | Score | RPI S | Opponent | Score | RPI S | Opponent | Score | | |
| 9 H | Houston | 1 6 | 34 A | Stanford | 6 3 | 54 A | UC Irvine | 4 6 | 106 A | UCLA | 3 2 | | |
| 17 H | Cal Poly | 1 5 | 34 A | Stanford | 2 6 | 55 A | Long Beach St. | 1 2 | 106 A | UCLA | 10 0 | | |
| 17 H | Cal Poly | 16 0 | 34 A | Stanford | 4 3 | 55 H | Long Beach St. | 4 3 | 106 A | UCLA | 7 4 | | |
| 24 H | Washington | 4 19 | 35 A | Arizona St. | 3 5 | 64 H | Cal St. Fullerton | 6 1 | 106 H | UCLA | 5 6 | | |
| 24 H | Washington | 2 8 | 35 A | Arizona St. | 8 7 | | | | 124 H | Hawaii | 10 4 | | |
| 24 H | Washington | 3 8 | 35 A | Arizona St. | 9 10 | | | | 126 H | Stony Brook | 3 4 | | |
| 25 A | Oregon | 2 7 | 39 A | Pepperdine | 3 4 | | | | 152 A | Loyola Marymount | 4 2 | | |
| 25 A | Oregon | 3 2 | 39 H | Pepperdine | 4 10 | | | | 152 H | Loyola Marymount | 6 1 | | |
| 25 A | Oregon | 2 7 | | | | | | | 167 H | Utah | 13 2 | | |
| | | | | | | | | | 167 H | Utah | 3 2 | | |
| | | | | | | | | | 167 H | Utah | 2 3 | | |
| | | | | | | | | | 178 H | Arizona | 1 0 | | |
| | | | | | | | | | 178 H | Arizona | 2 0 | | |
| | | | | | | | | | 178 H | Arizona | 5 4 | | |
| | | | | | | | | | 227 H | Northwestern | 2 1 | | |
| | | | | | | | | | 227 H | Northwestern | 4 3 | | |
| | | | | | | | | | 227 H | Northwestern | 13 6 | | |
| | | | | | | | | | 251 H | North Dakota St. | 5 3 | | |
| | | | | | | | | | 251 H | North Dakota St. | 9 0 | | |
| | | | | | | | | | 251 H | North Dakota St. | 4 3 | | |
| | | | LAST 15 GAMES | | | | | | | | | | |
| | | | 106 A | UCLA | 7 4 | 167 H | Utah | 13 2 | | | | | |
| | | | 106 A | UCLA | 3 2 | 167 H | Utah | 3 2 | | | | | |
| | | | 106 A | UCLA | 10 0 | 167 H | Utah | 2 3 | | | | | |
| | | | 124 H | Hawaii | 10 4 | | | | | | | | |
| | | | 178 H | Arizona | 2 0 | | | | | | | | |

Non-Div. I Games:

Southern California

| | | |
|---------------|---|---|
| 178 H Arizona | 5 | 4 |
| 178 H Arizona | 1 | 0 |

S
o
u
t
h
e
r
n
C
a
l
i
f
o
r
n
i
a

S
o
u
t
h
e
r
n
C
a
l
i
f
o
r
n
i
a

| Average RPI Win: | 132 | WON-LOST RECORD | WINNING PCT. RANK | LAST 15 GAMES | STRENGTH OF SCHEDULE | OPP. STRENGTH OF SCHEDULE | TEAM RPI | ADJ RPI | CONF. RPI | ADJ CONF. RPI | | |
|-------------------|----------|-----------------|-------------------|-----------------|----------------------|---------------------------|-------------------|-------------|-----------|---------------|-------|---|
| Average RPI Loss: | 89 | | | | | | | | | | | |
| DIV. I ONLY | | 26-11-0 | .7027 | 30 | 8-7-0 | 184 | 6 | 49 | .54841 | 49 | 6 | 6 |
| DIV. I NON-CONF. | | 19-3-0 | .86364 | 8 | 1-0-0 | 265 | 10 | 28 | .5708 | 28 | 6 | 6 |
| <hr/> | | | | | | | | | | | | |
| TOTALS | RPI 1-25 | RPI 26-50 | | W-L RECORDS | | RPI 51-100 | | RPI 101-150 | | RPI 150+ | | |
| 26-11-0 | 1-2-0 | 3-0-0 | | OVERALL | | 8-5-0 | | 3-2-0 | | 11-2-0 | | |
| 17-5-0 | 0-0-0 | 1-0-0 | | HOME | | 6-3-0 | | 2-2-0 | | 8-0-0 | | |
| 7-6-0 | 1-2-0 | 0-0-0 | | AWAY | | 2-2-0 | | 1-0-0 | | 3-2-0 | | |
| 2-0-0 | 0-0-0 | 2-0-0 | | NEUTRAL | | 0-0-0 | | 0-0-0 | | 0-0-0 | | |
| <hr/> | | | | | | | | | | | | |
| 19-3-0 | 0-0-0 | 3-0-0 | | NON-CONFERENCE | | 3-1-0 | | 2-0-0 | | 11-2-0 | | |
| 12-1-0 | 0-0-0 | 1-0-0 | | HOME | | 2-1-0 | | 1-0-0 | | 8-0-0 | | |
| 5-2-0 | 0-0-0 | 0-0- | | AWAY | | 1-0-0 | | 1-0-0 | | 3-2-0 | | |
| 2-0-0 | 0-0-0 | 2-0-0 | | NEUTRAL | | 0-0-0 | | 0-0-0 | | 0-0-0 | | |
| <hr/> | | | | | | | | | | | | |
| 7-8-0 | 1-2-0 | 0-0-0 | | CONFERENCE | | 5-4-0 | | 1-2-0 | | 0-0-0 | | |
| 5-4-0 | 0-0-0 | 0-0-0 | | HOME | | 4-2-0 | | 1-2-0 | | 0-0-0 | | |
| 2-4-0 | 1-2-0 | 0-0-0 | | AWAY | | 1-2-0 | | 0-0-0 | | 0-0-0 | | |
| 0-0-0 | 0-0-0 | 0-0-0 | | NEUTRAL | | 0-0-0 | | 0-0-0 | | 0-0-0 | | |
| <hr/> | | | | | | | | | | | | |
| RPI S | Opponent | Score | RPI S | Opponent | Score | RPI S | Opponent | Score | RPI S | Opponent | Score | |
| 17 A | Cal Poly | 8 6 | 39 H | Pepperdine | 2 1 | 55 A | Long Beach St. | 2 1 | 106 A | UCLA | 6 4 | |
| 17 A | Cal Poly | 0 1 | 41 N | Mississippi St. | 8 3 | 55 A | Long Beach St. | 0 1 | 124 H | Hawaii | 1 3 | |
| 17 A | Cal Poly | 7 8 | 41 N | Mississippi St. | 7 6 | 55 A | Long Beach St. | 2 3 | 124 H | Hawaii | 8 7 | |
| | | | | | | 64 H | Cal St. Fullerton | 2 1 | 124 H | Hawaii | 4 12 | |
| | | | | | | 64 H | Cal St. Fullerton | 3 2 | 147 H | BYU | 9 5 | |
| | | | | | | 64 H | Cal St. Fullerton | 9 11 | 166 A | San Jose St. | 10 1 | |
| | | | | | | 69 A | Fresno St. | 5 4 | 166 A | San Jose St. | 5 7 | |
| | | | | | | 84 H | Wichita St. | 3 2 | 166 A | San Jose St. | 3 2 | |
| | | | | | | 84 H | Wichita St. | 5 16 | 178 A | Arizona | 10 2 | |
| | | | | | | 84 H | Wichita St. | 2 1 | 178 A | Arizona | 5 10 | |
| | | | | | | 92 H | UC Riverside | 3 7 | 211 H | Wagner | 13 3 | |
| | | | | | | 92 H | UC Riverside | 6 5 | 211 H | Wagner | 8 4 | |
| | | | | | | 92 H | UC Riverside | 6 2 | 211 H | Wagner | 7 1 | |
| | | | | | | | | | 211 H | Wagner | 9 2 | |
| | | | | | | | | | 234 H | Princeton | 18 10 | |
| | | | | | | | | | 234 H | Princeton | 9 1 | |
| | | | | | | | | | 234 H | Princeton | 11 0 | |
| | | | | | | | | | 249 H | Bakersfield | 5 1 | |
| LAST 15 GAMES | | | | | | | | | | | | |
| | | | 92 H | UC Riverside | 3 7 | 64 H | Cal St. Fullerton | 2 1 | | | | |
| | | | 92 H | UC Riverside | 6 5 | 64 H | Cal St. Fullerton | 3 2 | | | | |
| | | | 92 H | UC Riverside | 6 2 | 64 H | Cal St. Fullerton | 9 11 | | | | |
| | | | 55 A | Long Beach St. | 2 1 | | | | | | | |
| | | | 55 A | Long Beach St. | 0 1 | | | | | | | |

Non-Div. I Games:

UC Santa Barbara

| | | | | |
|-----|---|----------------|---|---|
| 55 | A | Long Beach St. | 2 | 3 |
| 147 | H | BYU | 9 | 5 |

U
C
S
a
n
t
a
B
a
r
b
a
r
a

U
C
S
a
n
t
a
B
a
r
b
a
r
a

| | | | | | | | | | | | | |
|-------------------|------------|-----------------|-------------------|----------------|----------------------|---------------------------|------------|-------------|-----------|-------------------|-------|---|
| Average RPI Win: | 146 | WON-LOST RECORD | WINNING PCT. RANK | LAST 15 GAMES | STRENGTH OF SCHEDULE | OPP. STRENGTH OF SCHEDULE | TEAM RPI | ADJ RPI | CONF. RPI | ADJ CONF. RPI | | |
| Average RPI Loss: | 68 | | | | | | | | | | | |
| DIV. I ONLY | | 31-14-1 | .68478 | 34 | 11-4-0 | 183 | 23 | 50 | .54754 | 50 | 7 | 7 |
| DIV. I NON-CONF. | | 17-7-1 | .7 | 36 | 5-1-0 | 209 | 68 | 55 | .54236 | 55 | 7 | 7 |
| <hr/> | | | | | | | | | | | | |
| TOTALS | RPI 1-25 | RPI 26-50 | | W-L RECORDS | | RPI 51-100 | | RPI 101-150 | | RPI 150+ | | |
| 31-14-1 | 1-2-0 | 2-6-0 | | OVERALL | | 9-2-0 | | 3-2-0 | | 16-2-1 | | |
| 18-5-1 | 1-0-0 | 1-2-0 | | HOME | | 5-0-0 | | 3-2-0 | | 8-1-1 | | |
| 13-8-0 | 0-1-0 | 1-4-0 | | AWAY | | 4-2-0 | | 0-0-0 | | 8-1-0 | | |
| 0-1-0 | 0-1-0 | 0-0-0 | | NEUTRAL | | 0-0-0 | | 0-0-0 | | 0-0-0 | | |
| 17-7-1 | 1-2-0 | 1-1-0 | | NON-CONFERENCE | | 3-2-0 | | 3-2-0 | | 9-0-1 | | |
| 12-2-1 | 1-0-0 | 0-0-0 | | HOME | | 2-0-0 | | 3-2-0 | | 6-0-1 | | |
| 5-4-0 | 0-1-0 | 1-0- | | AWAY | | 1-2-0 | | 0-0-0 | | 3-0-0 | | |
| 0-1-0 | 0-1-0 | 0-0-0 | | NEUTRAL | | 0-0-0 | | 0-0-0 | | 0-0-0 | | |
| 14-7-0 | 0-0-0 | 1-5-0 | | CONFERENCE | | 6-0-0 | | 0-0-0 | | 7-2-0 | | |
| 6-3-0 | 0-0-0 | 1-2-0 | | HOME | | 3-0-0 | | 0-0-0 | | 2-1-0 | | |
| 8-4-0 | 0-0-0 | 0-3-0 | | AWAY | | 3-0-0 | | 0-0-0 | | 5-1-0 | | |
| 0-0-0 | 0-0-0 | 0-0-0 | | NEUTRAL | | 0-0-0 | | 0-0-0 | | 0-0-0 | | |
| RPI S | Opponent | Score | RPI S | Opponent | Score | RPI S | Opponent | Score | RPI S | Opponent | Score | |
| 11 A | Texas Tech | 3 9 | 26 A | UNLV | 2 11 | 57 H | Kansas | 10 4 | 109 H | Missouri St. | 1 6 | |
| 11 H | Texas Tech | 4 3 | 26 A | UNLV | 2 14 | 57 H | Kansas | 6 3 | 109 H | Missouri St. | 7 0 | |
| 11 N | Texas Tech | 3 6 | 26 A | UNLV | 6 14 | 69 A | Fresno St. | 6 4 | 144 H | Jacksonville St. | 2 9 | |
| | | | 26 H | UNLV | 2 3 | 69 A | Fresno St. | 6 2 | 144 H | Jacksonville St. | 8 2 | |
| | | | 26 H | UNLV | 2 8 | 69 A | Fresno St. | 9 7 | 144 H | Jacksonville St. | 5 3 | |
| | | | 26 H | UNLV | 5 4 | 69 H | Fresno St. | 4 1 | 162 A | Stephen F. Austin | 6 3 | |
| | | | 35 A | Arizona St. | 7 1 | 69 H | Fresno St. | 11 6 | 162 A | Stephen F. Austin | 9 6 | |
| | | | 35 A | Arizona St. | 5 8 | 69 H | Fresno St. | 5 4 | 166 A | San Jose St. | 5 2 | |
| | | | | | | 74 A | San Diego | 3 2 | 166 A | San Jose St. | 11 6 | |
| | | | | | | 74 A | San Diego | 4 6 | 166 A | San Jose St. | 14 2 | |
| | | | | | | 74 A | San Diego | 2 17 | 166 H | San Jose St. | 10 1 | |
| | | | | | | | | | 166 H | San Jose St. | 5 8 | |
| | | | | | | | | | 166 H | San Jose St. | 9 4 | |
| | | | | | | | | | 202 A | Air Force | 0 5 | |
| | | | | | | | | | 202 A | Air Force | 5 3 | |
| | | | | | | | | | 202 A | Air Force | 13 8 | |
| | | | | | | | | | 208 H | Northern Ill. | 12 0 | |
| | | | | | | | | | 208 H | Northern Ill. | 3 3 | |
| | | | | | | | | | 256 A | New Mexico St. | 14 4 | |
| | | | | | | | | | 256 H | New Mexico St. | 17 7 | |
| | | | | | | | | | 297 H | Northern Colo. | 5 2 | |
| | | | | | | | | | 297 H | Northern Colo. | 17 1 | |
| | | | | | | | | | 297 H | Northern Colo. | 8 1 | |
| | | | | | | | | | 297 H | Northern Colo. | 12 3 | |
| LAST 15 GAMES | | | | | | | | | | | | |
| | | | 26 A | UNLV | 2 14 | 69 H | Fresno St. | 4 1 | | | | |
| | | | 26 A | UNLV | 6 14 | 69 H | Fresno St. | 11 6 | | | | |
| | | | 26 A | UNLV | 2 11 | 69 H | Fresno St. | 5 4 | | | | |
| | | | 11 H | Texas Tech | 4 3 | | | | | | | |
| | | | 166 A | San Jose St. | 11 6 | | | | | | | |

Non-Div. I Games:

New Mexico

| | | |
|--------------------|----|---|
| 166 A San Jose St. | 5 | 2 |
| 166 A San Jose St. | 14 | 2 |

N
e
w
M
e
x
i
c
o

N
e
w
M
e
x
i
c
o

| Average RPI Win: | | 154 | WON-LOST | | WINNING | | LAST 15 | | STRENGTH OF | | OPP. STRENGTH | | TEAM | | ADJ | | CONF. | | ADJ CONF. | | | | | | | | |
|-------------------|---|-------------|----------|---------------------|-----------|----------------|---------|----------------|-------------|-------------|---------------|------------------|------|-------------|-----|-------|--------|-----|-----------|------------------|--|--|--|--|--|--|--|
| Average RPI Loss: | | 126 | RECORD | | PCT. RANK | | GAMES | | SCHEDULE | | OF SCHEDULE | | RPI | | RPI | | RPI | | RPI | | | | | | | | |
| DIV. I ONLY | | | 27-14-0 | | .65854 | | 48 | | 10-4-0 | | 139 | | 121 | | 51 | | .5462 | | 51 | | | | | | | | |
| DIV. I NON-CONF. | | | 18-11-0 | | .62069 | | 74 | | 3-2-0 | | 241 | | 139 | | 110 | | .51783 | | 110 | | | | | | | | |
| TOTALS | | RPI 1-25 | | RPI 26-50 | | W-L RECORDS | | RPI 51-100 | | RPI 101-150 | | RPI 150+ | | | | | | | | | | | | | | | |
| 27-14-0 | | 3-4-0 | | 2-1-0 | | OVERALL | | 2-1-0 | | 3-1-0 | | 17-7-0 | | | | | | | | | | | | | | | |
| 15-4-0 | | 2-1-0 | | 0-0-0 | | HOME | | 2-1-0 | | 3-0-0 | | 8-2-0 | | | | | | | | | | | | | | | |
| 10-8-0 | | 1-3-0 | | 2-1-0 | | AWAY | | 0-0-0 | | 0-0-0 | | 7-4-0 | | | | | | | | | | | | | | | |
| 2-2-0 | | 0-0-0 | | 0-0-0 | | NEUTRAL | | 0-0-0 | | 0-1-0 | | 2-1-0 | | | | | | | | | | | | | | | |
| 18-11-0 | | 1-3-0 | | 0-0-0 | | NON-CONFERENCE | | 0-0-0 | | 0-1-0 | | 17-7-0 | | | | | | | | | | | | | | | |
| 8-2-0 | | 0-0-0 | | 0-0-0 | | HOME | | 0-0-0 | | 0-0-0 | | 8-2-0 | | | | | | | | | | | | | | | |
| 8-7-0 | | 1-3-0 | | 0-0- | | AWAY | | 0-0-0 | | 0-0-0 | | 7-4-0 | | | | | | | | | | | | | | | |
| 2-2-0 | | 0-0-0 | | 0-0-0 | | NEUTRAL | | 0-0-0 | | 0-1-0 | | 2-1-0 | | | | | | | | | | | | | | | |
| 9-3-0 | | 2-1-0 | | 2-1-0 | | CONFERENCE | | 2-1-0 | | 3-0-0 | | 0-0-0 | | | | | | | | | | | | | | | |
| 7-2-0 | | 2-1-0 | | 0-0-0 | | HOME | | 2-1-0 | | 3-0-0 | | 0-0-0 | | | | | | | | | | | | | | | |
| 2-1-0 | | 0-0-0 | | 2-1-0 | | AWAY | | 0-0-0 | | 0-0-0 | | 0-0-0 | | | | | | | | | | | | | | | |
| 0-0-0 | | 0-0-0 | | 0-0-0 | | NEUTRAL | | 0-0-0 | | 0-0-0 | | 0-0-0 | | | | | | | | | | | | | | | |
| RPI | S | Opponent | | Score | | RPI | S | Opponent | | Score | | RPI | S | Opponent | | Score | | | | | | | | | | | |
| 8 | A | Vanderbilt | | 8 | 3 | 31 | A | Dallas Baptist | | 8 | 4 | 84 | H | Wichita St. | | 5 | 1 | 117 | N | Bowling Green | | | | | | | |
| 19 | H | Indiana St. | | 5 | 2 | 31 | A | Dallas Baptist | | 2 | 10 | 84 | H | Wichita St. | | 3 | 13 | 145 | H | Bradley | | | | | | | |
| 19 | H | Indiana St. | | 5 | 2 | 31 | A | Dallas Baptist | | 13 | 1 | 84 | H | Wichita St. | | 13 | 2 | 145 | H | Bradley | | | | | | | |
| 19 | H | Indiana St. | | 1 | 4 | | | | | | | | | | | | | 145 | H | Bradley | | | | | | | |
| 21 | A | Mercer | | 3 | 8 | | | | | | | | | | | | | 159 | A | Lipscomb | | | | | | | |
| 21 | A | Mercer | | 5 | 6 | | | | | | | | | | | | | 159 | A | Lipscomb | | | | | | | |
| 21 | A | Mercer | | 5 | 8 | | | | | | | | | | | | | 159 | A | Lipscomb | | | | | | | |
| | | | | | | | | | | | | | | | | | | 160 | H | Eastern Ky. | | | | | | | |
| | | | | | | | | | | | | | | | | | | 160 | H | Eastern Ky. | | | | | | | |
| | | | | | | | | | | | | | | | | | | 160 | H | Eastern Ky. | | | | | | | |
| | | | | | | | | | | | | | | | | | | 169 | A | Charlotte | | | | | | | |
| | | | | | | | | | | | | | | | | | | 169 | A | Charlotte | | | | | | | |
| | | | | | | | | | | | | | | | | | | 169 | A | Charlotte | | | | | | | |
| | | | | | | | | | | | | | | | | | | 169 | A | Charlotte | | | | | | | |
| | | | | | | | | | | | | | | | | | | 205 | A | Belmont | | | | | | | |
| | | | | | | | | | | | | | | | | | | 213 | A | Austin Peay | | | | | | | |
| | | | | | | | | | | | | | | | | | | 213 | A | Austin Peay | | | | | | | |
| | | | | | | | | | | | | | | | | | | 214 | H | Western Ill. | | | | | | | |
| | | | | | | | | | | | | | | | | | | 214 | H | Western Ill. | | | | | | | |
| | | | | | | | | | | | | | | | | | | 214 | H | Western Ill. | | | | | | | |
| | | | | | | | | | | | | | | | | | | 221 | H | SIU Edwardsville | | | | | | | |
| | | | | | | | | | | | | | | | | | | 227 | N | Northwestern | | | | | | | |
| | | | | | | | | | | | | | | | | | | 240 | N | Maine | | | | | | | |
| | | | | | | | | | | | | | | | | | | 244 | A | Murray St. | | | | | | | |
| | | | | | | | | | | | | | | | | | | 244 | A | Murray St. | | | | | | | |
| | | | | | | | | | | | | | | | | | | 244 | H | Murray St. | | | | | | | |
| | | | | | | | | | | | | | | | | | | 251 | N | North Dakota St. | | | | | | | |
| | | | | | | | | | | | | | | | | | | 291 | H | UT Martin | | | | | | | |
| | | | | LAST 15 GAMES | | | | | | | | | | | | | | | | | | | | | | | |
| | | | | 145 H Bradley | | | | 12 2 | | | | 244 A Murray St. | | | | 6 11 | | | | | | | | | | | |
| | | | | 145 H Bradley | | | | 5 4 | | | | 84 H Wichita St. | | | | 3 13 | | | | | | | | | | | |
| | | | | 145 H Bradley | | | | 5 2 | | | | 84 H Wichita St. | | | | 13 2 | | | | | | | | | | | |
| | | | | 244 H Murray St. | | | | 6 3 | | | | | | | | | | | | | | | | | | | |
| | | | | 31 A Dallas Baptist | | | | 2 10 | | | | | | | | | | | | | | | | | | | |

Non-Div. I Games: Oakland City 13 2

Evansville

| | | | | |
|----|---|----------------|----|---|
| 31 | A | Dallas Baptist | 13 | 1 |
| 31 | A | Dallas Baptist | 8 | 4 |

| RPI | S | Opponent | Score | |
|-----|---|-----------|-------|---|
| 291 | H | UT Martin | 6 | 5 |

E
v
a
n
s
v
i
l
l
e

E
v
a
n
s
v
i
l
l
e

Evansville

| Average RPI Win: 187 | | WON-LOST RECORD | WINNING PCT. RANK | LAST 15 GAMES | STRENGTH OF SCHEDULE | OPP. STRENGTH OF SCHEDULE | TEAM RPI | ADJ RPI | | CONF. RPI | ADJ CONF. RPI | | | | | | |
|-----------------------|---|--------------------|----------------------|------------------|-------------------------|------------------------------|-------------|------------|----|--------------|------------------|----------|---|-----------------|--|-------|----|
| Average RPI Loss: 119 | | | | | | | | | | | | | | | | | |
| DIV. I ONLY | | 24-17-0 | .58537 86 | 13-2-0 | 111 | 200 | 52 | .54556 | 52 | 22 | 22 | | | | | | |
| DIV. I NON-CONF. | | 9-12-0 | .42857 192 | 3-0-0 | 13 | 116 | 35 | .55909 | 35 | 16 | 16 | | | | | | |
| <hr/> | | | | | | | | | | | | | | | | | |
| TOTALS | | RPI 1-25 | | RPI 26-50 | | W-L RECORDS | | RPI 51-100 | | RPI 101-150 | | RPI 150+ | | | | | |
| 24-17-0 | | 0-3-0 | | 0-1-0 | | OVERALL | | 3-2-0 | | 7-8-0 | | 14-3-0 | | | | | |
| 9-3-0 | | 0-0-0 | | 0-0-0 | | HOME | | 0-0-0 | | 2-1-0 | | 7-2-0 | | | | | |
| 15-14-0 | | 0-3-0 | | 0-1-0 | | AWAY | | 3-2-0 | | 5-7-0 | | 7-1-0 | | | | | |
| 0-0-0 | | 0-0-0 | | 0-0-0 | | NEUTRAL | | 0-0-0 | | 0-0-0 | | 0-0-0 | | | | | |
| 9-12-0 | | 0-3-0 | | 0-1-0 | | NON-CONFERENCE | | 3-2-0 | | 5-6-0 | | 1-0-0 | | | | | |
| 2-0-0 | | 0-0-0 | | 0-0-0 | | HOME | | 0-0-0 | | 1-0-0 | | 1-0-0 | | | | | |
| 7-12-0 | | 0-3-0 | | 0-0- | | AWAY | | 3-2-0 | | 4-6-0 | | 0-0-0 | | | | | |
| 0-0-0 | | 0-0-0 | | 0-0-0 | | NEUTRAL | | 0-0-0 | | 0-0-0 | | 0-0-0 | | | | | |
| 15-5-0 | | 0-0-0 | | 0-0-0 | | CONFERENCE | | 0-0-0 | | 2-2-0 | | 13-3-0 | | | | | |
| 7-3-0 | | 0-0-0 | | 0-0-0 | | HOME | | 0-0-0 | | 1-1-0 | | 6-2-0 | | | | | |
| 8-2-0 | | 0-0-0 | | 0-0-0 | | AWAY | | 0-0-0 | | 1-1-0 | | 7-1-0 | | | | | |
| 0-0-0 | | 0-0-0 | | 0-0-0 | | NEUTRAL | | 0-0-0 | | 0-0-0 | | 0-0-0 | | | | | |
| RPI | S | Opponent | | Score | | RPI | S | Opponent | | Score | | RPI | S | Opponent | | Score | |
| 14 | A | Texas | | 3 | 7 | 38 | A | Texas A&M | | 7 | 8 | 90 | A | Rutgers | | 13 | 2 |
| 14 | A | Texas | | 0 | 11 | | | | | | | 93 | A | Kennesaw St. | | 9 | 3 |
| 14 | A | Texas | | 1 | 6 | | | | | | | 93 | A | Kennesaw St. | | 8 | 5 |
| | | | | | | | | | | | | 93 | A | Kennesaw St. | | 0 | 2 |
| | | | | | | | | | | | | 93 | A | Kennesaw St. | | 1 | 15 |
| | | | | | | | | | | | | 115 | H | St. John's (NY) | | 11 | 4 |
| | | | | | | | | | | | | 123 | A | UTSA | | 8 | 9 |
| | | | | | | | | | | | | 123 | A | UTSA | | 4 | 2 |
| | | | | | | | | | | | | 123 | A | UTSA | | 1 | 5 |
| | | | | | | | | | | | | 123 | A | UTSA | | 4 | 5 |
| | | | | | | | | | | | | 136 | A | Army | | 4 | 0 |
| | | | | | | | | | | | | 142 | A | South Fla. | | 1 | 0 |
| | | | | | | | | | | | | 142 | A | South Fla. | | 2 | 7 |
| | | | | | | | | | | | | 142 | A | South Fla. | | 5 | 13 |
| | | | | | | | | | | | | 142 | A | South Fla. | | 6 | 4 |
| | | | | | | | | | | | | 143 | A | Texas-Arlington | | 4 | 8 |
| | | | | | | | | | | | | 146 | A | Penn | | 4 | 12 |
| | | | | | | | | | | | | 146 | A | Penn | | 6 | 0 |
| | | | | | | | | | | | | 146 | H | Penn | | 2 | 3 |
| | | | | | | | | | | | | 146 | H | Penn | | 5 | 2 |
| | | | | | | | | | | | | 191 | A | Dartmouth | | 5 | 4 |
| | | | | | | | | | | | | 191 | A | Dartmouth | | 2 | 3 |
| | | | | | | | | | | | | 219 | A | Cornell | | 1 | 0 |
| | | | | | | | | | | | | 219 | A | Cornell | | 8 | 4 |
| | | | | | | | | | | | | 219 | A | Cornell | | 2 | 0 |
| | | | | | | | | | | | | 219 | A | Cornell | | 8 | 0 |
| | | | | | | | | | | | | 234 | H | Princeton | | 9 | 6 |
| | | | | | | | | | | | | 234 | H | Princeton | | 3 | 2 |
| | | | | | | | | | | | | 234 | H | Princeton | | 8 | 2 |
| | | | | | | | | | | | | 234 | H | Princeton | | 13 | 3 |
| | | | | | | | | | | | | 235 | H | Yale | | 0 | 3 |
| | | | | | | | | | | | | 235 | H | Yale | | 1 | 4 |
| <hr/> | | | | | | | | | | | | | | | | | |
| LAST 15 GAMES | | | | | | | | | | | | | | | | | |
| | | | | | | 146 | H | Penn | | 5 | 2 | 219 | A | Cornell | | 8 | 0 |
| | | | | | | 146 | H | Penn | | 2 | 3 | 219 | A | Cornell | | 1 | 0 |
| | | | | | | 146 | A | Penn | | 4 | 12 | 115 | H | St. John's (NY) | | 11 | 4 |
| | | | | | | 146 | A | Penn | | 6 | 0 | | | | | | |
| | | | | | | 250 | H | Fordham | | 7 | 5 | | | | | | |

Non-Div. I Games:

Columbia

| | | | | |
|-----|---|---------|---|---|
| 219 | A | Cornell | 8 | 4 |
| 219 | A | Cornell | 2 | 0 |

| RPI | S | Opponent | Score | |
|-----|---|----------|-------|---|
| 245 | H | Brown | 4 | 0 |
| 245 | H | Brown | 4 | 0 |
| 250 | H | Fordham | 7 | 5 |
| 258 | A | Harvard | 8 | 3 |
| 258 | A | Harvard | 12 | 6 |

Columbia

C
o
l
u
m
b
i
a

C
o
l
u
m
b
i
a

| Average RPI Win: 169 | | WON-LOST RECORD | | WINNING PCT. RANK | | LAST 15 GAMES | | STRENGTH OF SCHEDULE | | OPP. STRENGTH OF SCHEDULE | | TEAM RPI | | ADJ RPI | | CONF. RPI | | ADJ CONF. RPI | |
|----------------------|---|-----------------|--|-------------------|---|----------------|---|----------------------|--|---------------------------|---|----------|---|----------------|--|-----------|---|---------------|--|
| DIV. I ONLY | | 30-11-0 | | .73171 18 | | 10-5-0 | | 227 | | 61 | | 53 | | .54471 53 | | 24 | | 24 | |
| DIV. I NON-CONF. | | 19-6-0 | | .76 24 | | 2-1-0 | | 160 | | 11 | | 27 | | .5719 27 | | 25 | | 25 | |
| TOTALS | | RPI 1-25 | | RPI 26-50 | | W-L RECORDS | | RPI 51-100 | | RPI 101-150 | | RPI 150+ | | | | | | | |
| 30-11-0 | | 0-1-0 | | 2-2-0 | | OVERALL | | 9-3-0 | | 2-0-0 | | 17-5-0 | | | | | | | |
| 16-5-0 | | 0-1-0 | | 0-1-0 | | HOME | | 5-2-0 | | 1-0-0 | | 10-1-0 | | | | | | | |
| 12-6-0 | | 0-0-0 | | 1-1-0 | | AWAY | | 3-1-0 | | 1-0-0 | | 7-4-0 | | | | | | | |
| 2-0-0 | | 0-0-0 | | 1-0-0 | | NEUTRAL | | 1-0-0 | | 0-0-0 | | 0-0-0 | | | | | | | |
| 19-6-0 | | 0-1-0 | | 2-2-0 | | NON-CONFERENCE | | 7-2-0 | | 2-0-0 | | 8-1-0 | | | | | | | |
| 9-3-0 | | 0-1-0 | | 0-1-0 | | HOME | | 3-1-0 | | 1-0-0 | | 5-0-0 | | | | | | | |
| 8-3-0 | | 0-0-0 | | 1-0- | | AWAY | | 3-1-0 | | 1-0-0 | | 3-1-0 | | | | | | | |
| 2-0-0 | | 0-0-0 | | 1-0-0 | | NEUTRAL | | 1-0-0 | | 0-0-0 | | 0-0-0 | | | | | | | |
| 11-5-0 | | 0-0-0 | | 0-0-0 | | CONFERENCE | | 2-1-0 | | 0-0-0 | | 9-4-0 | | | | | | | |
| 7-2-0 | | 0-0-0 | | 0-0-0 | | HOME | | 2-1-0 | | 0-0-0 | | 5-1-0 | | | | | | | |
| 4-3-0 | | 0-0-0 | | 0-0-0 | | AWAY | | 0-0-0 | | 0-0-0 | | 4-3-0 | | | | | | | |
| 0-0-0 | | 0-0-0 | | 0-0-0 | | NEUTRAL | | 0-0-0 | | 0-0-0 | | 0-0-0 | | | | | | | |
| RPI | S | Opponent | | Score | | RPI | S | Opponent | | Score | | RPI | S | Opponent | | Score | | | |
| 1 | H | Virginia | | 4 | 5 | 29 | H | Old Dominion | | 4 | 6 | 63 | A | East Carolina | | 8 | 4 | | |
| | | | | | | 29 | N | Old Dominion | | 6 | 3 | 63 | H | East Carolina | | 3 | 0 | | |
| | | | | | | 33 | A | Georgia Tech | | 5 | 3 | 75 | H | Saint Joseph's | | 5 | 1 | | |
| | | | | | | 37 | A | Maryland | | 2 | 5 | 75 | H | Saint Joseph's | | 2 | 6 | | |
| | | | | | | | | | | | | 75 | H | Saint Joseph's | | 10 | 3 | | |
| | | | | | | | | | | | | 87 | A | UNC Wilmington | | 14 | 8 | | |
| | | | | | | | | | | | | 87 | A | UNC Wilmington | | 2 | 4 | | |
| | | | | | | | | | | | | 87 | A | UNC Wilmington | | 4 | 2 | | |
| | | | | | | | | | | | | 90 | H | Rutgers | | 7 | 6 | | |
| | | | | | | | | | | | | 95 | H | VMI | | 6 | 8 | | |
| | | | | | | | | | | | | 97 | H | Buffalo | | 1 | 0 | | |
| | | | | | | | | | | | | 98 | N | Radford | | 9 | 4 | | |
| | | | | | | | | LAST 15 GAMES | | | | | | | | | | | |
| | | | | | | 257 | A | Rhode Island | | 0 | 3 | 273 | H | Norfolk St. | | 13 | 1 | | |
| | | | | | | 257 | A | Rhode Island | | 5 | 2 | 196 | A | Richmond | | 6 | 9 | | |
| | | | | | | 257 | A | Rhode Island | | 5 | 2 | 196 | A | Richmond | | 5 | 1 | | |
| | | | | | | 1 | H | Virginia | | 4 | 5 | | | | | | | | |
| | | | | | | 253 | H | La Salle | | 4 | 3 | | | | | | | | |

Non-Div. I Games:

VCU

| | | |
|----------------|----|---|
| 253 H La Salle | 11 | 1 |
| 253 H La Salle | 3 | 6 |

V
C
U

V
C
U

| Average RPI Win: | | 150 | WON-LOST RECORD | | WINNING PCT. RANK | LAST 15 GAMES | | STRENGTH OF SCHEDULE | | OPP. STRENGTH OF SCHEDULE | TEAM RPI | ADJ RPI | CONF. RPI | ADJ CONF. RPI | | | | | | | |
|-------------------|---|----------|-----------------|-----------|-------------------|---------------------|--------|----------------------|-----|---------------------------|----------|--------------------|-----------|---------------|---|-------|---|--------------------|--|----|---|
| Average RPI Loss: | | 77 | | | | | | | | | | | | | | | | | | | |
| DIV. I ONLY | | | 28-14-0 | | .66667 | 40 | 10-5-0 | | 124 | 59 | 54 | .54448 | 54 | 6 | 6 | | | | | | |
| DIV. I NON-CONF. | | | 16-13-0 | | .55172 | 119 | 1-5-0 | | 64 | 120 | 80 | .52612 | 80 | 6 | 6 | | | | | | |
| TOTALS | | RPI 1-25 | | RPI 26-50 | | W-L RECORDS | | RPI 51-100 | | RPI 101-150 | | RPI 150+ | | | | | | | | | |
| 28-14-0 | | 0-0-0 | | 3-4-0 | | OVERALL | | 5-7-0 | | 3-1-0 | | 17-2-0 | | | | | | | | | |
| 17-9-0 | | 0-0-0 | | 2-1-0 | | HOME | | 5-7-0 | | 0-0-0 | | 10-1-0 | | | | | | | | | |
| 11-5-0 | | 0-0-0 | | 1-3-0 | | AWAY | | 0-0-0 | | 3-1-0 | | 7-1-0 | | | | | | | | | |
| 0-0-0 | | 0-0-0 | | 0-0-0 | | NEUTRAL | | 0-0-0 | | 0-0-0 | | 0-0-0 | | | | | | | | | |
| 16-13-0 | | 0-0-0 | | 3-4-0 | | NON-CONFERENCE | | 2-6-0 | | 0-1-0 | | 11-2-0 | | | | | | | | | |
| 11-8-0 | | 0-0-0 | | 2-1-0 | | HOME | | 2-6-0 | | 0-0-0 | | 7-1-0 | | | | | | | | | |
| 5-5-0 | | 0-0-0 | | 1-0- | | AWAY | | 0-0-0 | | 0-1-0 | | 4-1-0 | | | | | | | | | |
| 0-0-0 | | 0-0-0 | | 0-0-0 | | NEUTRAL | | 0-0-0 | | 0-0-0 | | 0-0-0 | | | | | | | | | |
| 12-1-0 | | 0-0-0 | | 0-0-0 | | CONFERENCE | | 3-1-0 | | 3-0-0 | | 6-0-0 | | | | | | | | | |
| 6-1-0 | | 0-0-0 | | 0-0-0 | | HOME | | 3-1-0 | | 0-0-0 | | 3-0-0 | | | | | | | | | |
| 6-0-0 | | 0-0-0 | | 0-0-0 | | AWAY | | 0-0-0 | | 3-0-0 | | 3-0-0 | | | | | | | | | |
| 0-0-0 | | 0-0-0 | | 0-0-0 | | NEUTRAL | | 0-0-0 | | 0-0-0 | | 0-0-0 | | | | | | | | | |
| RPI | S | Opponent | | Score | | RPI | S | Opponent | | Score | | RPI | S | Opponent | | Score | | | | | |
| | | | | 35 | H | Arizona St. | | 5 | 2 | 55 | H | Long Beach St. | | 7 | 2 | 106 | A | UCLA | | 0 | 5 |
| | | | | 39 | A | Pepperdine | | 3 | 4 | 56 | H | San Diego St. | | 1 | 3 | 124 | A | Hawaii | | 15 | 8 |
| | | | | 39 | H | Pepperdine | | 0 | 6 | 56 | H | San Diego St. | | 3 | 4 | 124 | A | Hawaii | | 3 | 2 |
| | | | | 43 | A | Nebraska | | 4 | 7 | 56 | H | San Diego St. | | 3 | 0 | 124 | A | Hawaii | | 7 | 1 |
| | | | | 43 | A | Nebraska | | 7 | 6 | 69 | H | Fresno St. | | 1 | 0 | 152 | A | Loyola Marymount | | 2 | 7 |
| | | | | 43 | A | Nebraska | | 4 | 13 | 69 | H | Fresno St. | | 0 | 2 | 152 | H | Loyola Marymount | | 3 | 2 |
| | | | | 48 | H | Southern California | | 6 | 4 | 69 | H | Fresno St. | | 7 | 8 | 153 | H | Grand Canyon | | 1 | 9 |
| | | | | | | | | | | 74 | H | San Diego | | 3 | 6 | 153 | H | Grand Canyon | | 4 | 0 |
| | | | | | | | | | | 86 | H | Wright St. | | 1 | 3 | 153 | H | Grand Canyon | | 2 | 0 |
| | | | | | | | | | | 92 | H | UC Riverside | | 1 | 3 | 161 | H | Gonzaga | | 11 | 2 |
| | | | | | | | | | | 92 | H | UC Riverside | | 4 | 2 | 161 | H | Gonzaga | | 3 | 1 |
| | | | | | | | | | | 92 | H | UC Riverside | | 8 | 0 | 161 | H | Gonzaga | | 1 | 0 |
| | | | | | | | | | | | | | | | | 189 | H | Cal St. Northridge | | 7 | 5 |
| | | | | | | | | | | | | | | | | 189 | H | Cal St. Northridge | | 10 | 2 |
| | | | | | | | | | | | | | | | | 189 | H | Cal St. Northridge | | 5 | 4 |
| | | | | | | | | | | | | | | | | 190 | A | UC Davis | | 4 | 1 |
| | | | | | | | | | | | | | | | | 190 | A | UC Davis | | 3 | 1 |
| | | | | | | | | | | | | | | | | 190 | A | UC Davis | | 4 | 2 |
| | | | | | | | | | | | | | | | | 249 | A | Bakersfield | | 7 | 4 |
| | | | | | | | | | | | | | | | | 249 | H | Bakersfield | | 3 | 2 |
| | | | | | | | | | | | | | | | | 254 | A | Portland | | 6 | 2 |
| | | | | | | | | | | | | | | | | 254 | A | Portland | | 5 | 3 |
| | | | | | | | | | | | | | | | | 254 | A | Portland | | 5 | 1 |
| LAST 15 GAMES | | | | | | | | | | | | | | | | | | | | | |
| | | | | 190 | A | UC Davis | | 3 | 1 | 189 | H | Cal St. Northridge | | 10 | 2 | | | | | | |
| | | | | 190 | A | UC Davis | | 4 | 2 | 189 | H | Cal St. Northridge | | 5 | 4 | | | | | | |
| | | | | 190 | A | UC Davis | | 4 | 1 | 189 | H | Cal St. Northridge | | 7 | 5 | | | | | | |
| | | | | 56 | H | San Diego St. | | 3 | 4 | | | | | | | | | | | | |
| | | | | 56 | H | San Diego St. | | 3 | 0 | | | | | | | | | | | | |

Non-Div. I Games:

UC Irvine

| | | | | |
|-----|---|------------------|---|---|
| 56 | H | San Diego St. | 1 | 3 |
| 152 | A | Loyola Marymount | 2 | 7 |

| Average RPI Win: | | 99 | WON-LOST RECORD | | WINNING PCT. RANK | | LAST 15 GAMES | | STRENGTH OF SCHEDULE | | OPP. STRENGTH OF SCHEDULE | | TEAM RPI | | ADJ RPI | | CONF. RPI | | ADJ CONF. RPI | | |
|------------------|---|------------|-----------------|-----------|-------------------|----------------|---------------|---------------------|----------------------|-------------|---------------------------|----------|----------|-------------------|---------|-------|-----------|---|---------------|---|--|
| DIV. I ONLY | | | 20-21-0 | | .4878 | 156 | 7-8-0 | | 10 | | 76 | | 55 | | .54422 | | 55 | 6 | | 6 | |
| DIV. I NON-CONF. | | | 12-13-0 | | .48 | 157 | 2-4-0 | | 12 | | 32 | | 60 | | .53726 | | 60 | 6 | | 6 | |
| TOTALS | | RPI 1-25 | | RPI 26-50 | | W-L RECORDS | | RPI 51-100 | | RPI 101-150 | | RPI 150+ | | | | | | | | | |
| 20-21-0 | | 4-5-0 | | 4-3-0 | | OVERALL | | 3-5-0 | | 2-2-0 | | 7-6-0 | | | | | | | | | |
| 12-9-0 | | 4-5-0 | | 4-1-0 | | HOME | | 1-0-0 | | 1-1-0 | | 2-2-0 | | | | | | | | | |
| 8-12-0 | | 0-0-0 | | 0-2-0 | | AWAY | | 2-5-0 | | 1-1-0 | | 5-4-0 | | | | | | | | | |
| 0-0-0 | | 0-0-0 | | 0-0-0 | | NEUTRAL | | 0-0-0 | | 0-0-0 | | 0-0-0 | | | | | | | | | |
| 12-13-0 | | 2-4-0 | | 2-2-0 | | NON-CONFERENCE | | 2-2-0 | | 2-2-0 | | 4-3-0 | | | | | | | | | |
| 8-7-0 | | 2-4-0 | | 2-0-0 | | HOME | | 1-0-0 | | 1-1-0 | | 2-2-0 | | | | | | | | | |
| 4-6-0 | | 0-0-0 | | 0-0- | | AWAY | | 1-2-0 | | 1-1-0 | | 2-1-0 | | | | | | | | | |
| 0-0-0 | | 0-0-0 | | 0-0-0 | | NEUTRAL | | 0-0-0 | | 0-0-0 | | 0-0-0 | | | | | | | | | |
| 8-8-0 | | 2-1-0 | | 2-1-0 | | CONFERENCE | | 1-3-0 | | 0-0-0 | | 3-3-0 | | | | | | | | | |
| 4-2-0 | | 2-1-0 | | 2-1-0 | | HOME | | 0-0-0 | | 0-0-0 | | 0-0-0 | | | | | | | | | |
| 4-6-0 | | 0-0-0 | | 0-0-0 | | AWAY | | 1-3-0 | | 0-0-0 | | 3-3-0 | | | | | | | | | |
| 0-0-0 | | 0-0-0 | | 0-0-0 | | NEUTRAL | | 0-0-0 | | 0-0-0 | | 0-0-0 | | | | | | | | | |
| RPI | S | Opponent | | Score | | RPI | S | Opponent | | Score | | RPI | S | Opponent | | Score | | | | | |
| 2 | H | Indiana | | 1 | 2 | 35 | H | Arizona St. | | 11 | 0 | 54 | A | UC Irvine | | 2 | 7 | | | | |
| 2 | H | Indiana | | 2 | 1 | 39 | A | Pepperdine | | 3 | 6 | 64 | A | Cal St. Fullerton | | 3 | 2 | | | | |
| 2 | H | Indiana | | 4 | 3 | 48 | A | Southern California | | 3 | 4 | 64 | A | Cal St. Fullerton | | 5 | 6 | | | | |
| 8 | H | Vanderbilt | | 2 | 6 | 48 | H | Southern California | | 2 | 1 | 64 | A | Cal St. Fullerton | | 1 | 5 | | | | |
| 8 | H | Vanderbilt | | 0 | 6 | 49 | H | UC Santa Barbara | | 1 | 2 | 74 | A | San Diego | | 3 | 4 | | | | |
| 8 | H | Vanderbilt | | 2 | 5 | 49 | H | UC Santa Barbara | | 3 | 2 | 84 | A | Wichita St. | | 7 | 0 | | | | |
| 17 | H | Cal Poly | | 3 | 6 | 49 | H | UC Santa Barbara | | 1 | 0 | 84 | A | Wichita St. | | 4 | 5 | | | | |
| 17 | H | Cal Poly | | 1 | 0 | | | | | | | 86 | H | Wright St. | | 4 | 1 | | | | |
| 17 | H | Cal Poly | | 7 | 2 | | | | | | | | | | | | | | | | |
| | | | | | | | | | | | | | | | | | | | | | |
| | | | | | | | | | | | | | | | | | | | | | |
| | | | | | | | | | | | | | | | | | | | | | |
| | | | | | | | | | | | | | | | | | | | | | |
| | | | | | | | | | | | | | | | | | | | | | |
| | | | | | | | | | | | | | | | | | | | | | |
| | | | | | | | | | | | | | | | | | | | | | |
| | | | | | | | | | | | | | | | | | | | | | |
| | | | | | | | | | | | | | | | | | | | | | |
| | | | | | | | | | | | | | | | | | | | | | |
| | | | | | | | | | | | | | | | | | | | | | |
| | | | | | | | | | | | | | | | | | | | | | |
| | | | | | | | | | | | | | | | | | | | | | |
| | | | | | | | | | | | | | | | | | | | | | |
| | | | | | | | | | | | | | | | | | | | | | |
| | | | | | | | | | | | | | | | | | | | | | |
| | | | | | | | | | | | | | | | | | | | | | |
| | | | | | | | | | | | | | | | | | | | | | |
| | | | | | | | | | | | | | | | | | | | | | |
| | | | | | | | | | | | | | | | | | | | | | |
| | | | | | | | | | | | | | | | | | | | | | |
| | | | | | | | | | | | | | | | | | | | | | |
| | | | | | | | | | | | | | | | | | | | | | |
| | | | | | | | | | | | | | | | | | | | | | |
| | | | | | | | | | | | | | | | | | | | | | |
| | | | | | | | | | | | | | | | | | | | | | |
| | | | | | | | | | | | | | | | | | | | | | |
| | | | | | | | | | | | | | | | | | | | | | |
| | | | | | | | | | | | | | | | | | | | | | |
| | | | | | | | | | | | | | | | | | | | | | |
| | | | | | | | | | | | | | | | | | | | | | |
| | | | | | | | | | | | | | | | | | | | | | |
| | | | | | | | | | | | | | | | | | | | | | |
| | | | | | | | | | | | | | | | | | | | | | |
| | | | | | | | | | | | | | | | | | | | | | |
| | | | | | | | | | | | | | | | | | | | | | |
| | | | | | | | | | | | | | | | | | | | | | |
| | | | | | | | | | | | | | | | | | | | | | |
| | | | | | | | | | | | | | | | | | | | | | |
| | | | | | | | | | | | | | | | | | | | | | |
| | | | | | | | | | | | | | | | | | | | | | |
| | | | | | | | | | | | | | | | | | | | | | |
| | | | | | | | | | | | | | | | | | | | | | |
| | | | | | | | | | | | | | | | | | | | | | |

Non-Div. I Games:

Long Beach St.

| | | | | |
|----|---|------------------|---|---|
| 49 | H | UC Santa Barbara | 1 | 0 |
| 49 | H | UC Santa Barbara | 3 | 2 |

L
o
n
g
B
e
a
c
h
S
t
.

L
o
n
g
B
e
a
c
h
S
t
.

S
a
n
D
i
e
g
o
s
t
.

San Diego St.

| | | | | |
|----|---|-----------|---|---|
| 54 | A | UC Irvine | 0 | 3 |
| 54 | A | UC Irvine | 3 | 1 |

S
a
n
D
i
e
g
o
S
t
.

S
a
n
D
i
e
g
o
S
t
.

| Average RPI Win: 139 | | WON-LOST | WINNING | LAST 15 | STRENGTH OF | | OPP. STRENGTH | TEAM | ADJ | | CONF. | ADJ CONF. | | | |
|----------------------|----------|----------|-----------|---------------|----------------|-------|---------------|-------|--------------|--------|----------|-----------|------------------|-------|----|
| Average RPI Loss: 75 | | RECORD | PCT. RANK | GAMES | SCHEDULE | | OF SCHEDULE | RPI | RPI | | RPI | RPI | | | |
| DIV. I ONLY | | 26-20-0 | .56522 | 104 | 6-9-0 | | 78 | 51 | 58 | .5436 | 57 | 2 | 2 | | |
| DIV. I NON-CONF. | | 17-11-0 | .60714 | 87 | 1-4-0 | | 194 | 109 | 94 | .52176 | 94 | 2 | 2 | | |
| TOTALS | | RPI 1-25 | RPI 26-50 | | W-L RECORDS | | RPI 51-100 | | RPI 101-150 | | RPI 150+ | | | | |
| 26-20-0 | | 3-3-0 | 1-7-0 | | OVERALL | | 4-6-0 | | 8-1-0 | | 10-3-0 | | | | |
| 6-8-0 | | 1-2-0 | 0-0-0 | | HOME | | 2-3-0 | | 0-1-0 | | 3-2-0 | | | | |
| 9-11-0 | | 2-1-0 | 1-7-0 | | AWAY | | 2-3-0 | | 4-0-0 | | 0-0-0 | | | | |
| 11-1-0 | | 0-0-0 | 0-0-0 | | NEUTRAL | | 0-0-0 | | 4-0-0 | | 7-1-0 | | | | |
| 17-11-0 | | 0-0-0 | 1-4-0 | | NON-CONFERENCE | | 1-3-0 | | 5-1-0 | | 10-3-0 | | | | |
| 4-4-0 | | 0-0-0 | 0-0-0 | | HOME | | 1-1-0 | | 0-1-0 | | 3-2-0 | | | | |
| 2-6-0 | | 0-0-0 | 1-0- | | AWAY | | 0-2-0 | | 1-0-0 | | 0-0-0 | | | | |
| 11-1-0 | | 0-0-0 | 0-0-0 | | NEUTRAL | | 0-0-0 | | 4-0-0 | | 7-1-0 | | | | |
| 9-9-0 | | 3-3-0 | 0-3-0 | | CONFERENCE | | 3-3-0 | | 3-0-0 | | 0-0-0 | | | | |
| 2-4-0 | | 1-2-0 | 0-0-0 | | HOME | | 1-2-0 | | 0-0-0 | | 0-0-0 | | | | |
| 7-5-0 | | 2-1-0 | 0-3-0 | | AWAY | | 2-1-0 | | 3-0-0 | | 0-0-0 | | | | |
| 0-0-0 | | 0-0-0 | 0-0-0 | | NEUTRAL | | 0-0-0 | | 0-0-0 | | 0-0-0 | | | | |
| RPI S | Opponent | Score | | RPI S | Opponent | Score | | RPI S | Opponent | Score | | RPI S | Opponent | Score | |
| 13 H | TCU | 1 | 3 | 34 A | Stanford | 4 | 5 | 72 H | Oral Roberts | 7 | 8 | 109 H | Missouri St. | 5 | 6 |
| 13 H | TCU | 2 | 5 | 34 A | Stanford | 0 | 1 | 84 H | Wichita St. | 4 | 2 | 113 A | Baylor | 1 | 0 |
| 13 H | TCU | 5 | 1 | 34 A | Stanford | 4 | 2 | 89 H | Oklahoma | 1 | 2 | 113 A | Baylor | 8 | 5 |
| 14 A | Texas | 1 | 2 | 40 A | Oklahoma St. | 3 | 5 | 89 H | Oklahoma | 4 | 3 | 113 A | Baylor | 10 | 2 |
| 14 A | Texas | 3 | 2 | 40 A | Oklahoma St. | 3 | 6 | 89 H | Oklahoma | 1 | 2 | 118 A | Creighton | 11 | 0 |
| 14 A | Texas | 6 | 1 | 40 A | Oklahoma St. | 0 | 7 | 94 A | Iowa | 7 | 12 | 147 N | BYU | 10 | 1 |
| | | | | 50 A | New Mexico | 4 | 10 | 94 A | Iowa | 3 | 5 | 147 N | BYU | 11 | 10 |
| | | | | 50 A | New Mexico | 3 | 6 | 96 A | Kansas St. | 0 | 10 | 147 N | BYU | 10 | 4 |
| | | | | | | | | 96 A | Kansas St. | 6 | 3 | 147 N | BYU | 2 | 0 |
| | | | | | | | | 96 A | Kansas St. | 2 | 1 | 153 H | Grand Canyon | 3 | 5 |
| | | | | | | | | | | | | 153 H | Grand Canyon | 7 | 1 |
| | | | | | | | | | | | | 180 N | Houston Baptist | 11 | 5 |
| | | | | | | | | | | | | 180 N | Houston Baptist | 14 | 1 |
| | | | | | | | | | | | | 180 N | Houston Baptist | 2 | 4 |
| | | | | | | | | | | | | 180 N | Houston Baptist | 5 | 0 |
| | | | | | | | | | | | | 191 H | Dartmouth | 2 | 3 |
| | | | | | | | | | | | | 191 H | Dartmouth | 13 | 5 |
| | | | | | | | | | | | | 191 H | Dartmouth | 11 | 7 |
| | | | | | | | | | | | | 227 N | Northwestern | 14 | 10 |
| | | | | | | | | | | | | 265 N | St. Bonaventure | 9 | 4 |
| | | | | | | | | | | | | 272 N | Milwaukee | 9 | 8 |
| | | | | | | | | | | | | 298 N | Mississippi Val. | 11 | 1 |
| | | | | LAST 15 GAMES | | | | | | | | | | | |
| | | | | 113 A | Baylor | 8 | 5 | 153 H | Grand Canyon | 7 | 1 | | | | |
| | | | | 113 A | Baylor | 10 | 2 | 153 H | Grand Canyon | 3 | 5 | | | | |
| | | | | 113 A | Baylor | 1 | 0 | 13 H | TCU | 5 | 1 | | | | |
| | | | | 109 H | Missouri St. | 5 | 6 | | | | | | | | |
| | | | | 40 A | Oklahoma St. | 3 | 6 | | | | | | | | |

Non-Div. I Games:

Kansas

| | | |
|-------------------|---|---|
| 40 A Oklahoma St. | 3 | 5 |
| 40 A Oklahoma St. | 0 | 7 |

K
a
n
s
a
s

K
a
n
s
a
s

| Average RPI Win: 182 | | WON-LOST | WINNING | LAST 15 | STRENGTH OF | | OPP. STRENGTH | TEAM | ADJ | | CONF. | ADJ CONF. |
|----------------------|----------|----------|-----------|-----------------|----------------|-------|---------------|-------|-------------|----------------|----------|-----------|
| Average RPI Loss: 98 | | RECORD | PCT. RANK | GAMES | SCHEDULE | | OF SCHEDULE | RPI | RPI | | RPI | RPI |
| DIV. I ONLY | | 28-14-0 | .66667 | 40 | 179 | | 107 | 59 | .54241 | | 58 | 12 |
| DIV. I NON-CONF. | | 15-10-0 | .6 | 88 | 240 | | 87 | 126 | .51285 | | 126 | 17 |
| TOTALS | | RPI 1-25 | RPI 26-50 | | W-L RECORDS | | RPI 51-100 | | RPI 101-150 | | RPI 150+ | |
| 28-14-0 | | 0-0-0 | 2-5-0 | | OVERALL | | 2-4-0 | | 4-1-0 | | 20-4-0 | |
| 16-3-0 | | 0-0-0 | 1-0-0 | | HOME | | 0-0-0 | | 0-0-0 | | 15-3-0 | |
| 12-9-0 | | 0-0-0 | 1-5-0 | | AWAY | | 2-3-0 | | 4-1-0 | | 5-0-0 | |
| 0-2-0 | | 0-0-0 | 0-0-0 | | NEUTRAL | | 0-1-0 | | 0-0-0 | | 0-1-0 | |
| 15-10-0 | | 0-0-0 | 2-5-0 | | NON-CONFERENCE | | 0-3-0 | | 2-0-0 | | 11-2-0 | |
| 10-1-0 | | 0-0-0 | 1-0-0 | | HOME | | 0-0-0 | | 0-0-0 | | 9-1-0 | |
| 5-7-0 | | 0-0-0 | 1-0- | | AWAY | | 0-2-0 | | 2-0-0 | | 2-0-0 | |
| 0-2-0 | | 0-0-0 | 0-0-0 | | NEUTRAL | | 0-1-0 | | 0-0-0 | | 0-1-0 | |
| 13-4-0 | | 0-0-0 | 0-0-0 | | CONFERENCE | | 2-1-0 | | 2-1-0 | | 9-2-0 | |
| 6-2-0 | | 0-0-0 | 0-0-0 | | HOME | | 0-0-0 | | 0-0-0 | | 6-2-0 | |
| 7-2-0 | | 0-0-0 | 0-0-0 | | AWAY | | 2-1-0 | | 2-1-0 | | 3-0-0 | |
| 0-0-0 | | 0-0-0 | 0-0-0 | | NEUTRAL | | 0-0-0 | | 0-0-0 | | 0-0-0 | |
| RPI S | Opponent | Score | RPI S | Opponent | Score | RPI S | Opponent | Score | RPI S | Opponent | Score | |
| | | | 28 A | Tennessee | 2 6 | 62 A | Georgia | 2 6 | 111 A | Elon | 9 7 | |
| | | | 33 A | Georgia Tech | 5 7 | 70 A | Samford | 10 7 | 111 A | Elon | 6 5 | |
| | | | 41 A | Mississippi St. | 3 2 | 70 A | Samford | 7 1 | 111 A | Elon | 1 5 | |
| | | | 41 A | Mississippi St. | 1 6 | 70 A | Samford | 4 10 | 112 A | Washington St. | 13 1 | |
| | | | 41 A | Mississippi St. | 2 7 | 93 A | Kennesaw St. | 3 4 | 112 A | Washington St. | 8 6 | |
| | | | 46 A | Clemson | 3 11 | 97 N | Buffalo | 4 5 | 154 A | UNC Greensboro | 3 1 | |
| | | | 46 H | Clemson | 18 10 | | | | 154 A | UNC Greensboro | 13 12 | |
| | | | | | | | | | 154 A | UNC Greensboro | 5 4 | |
| | | | | | | | | | 179 H | Citadel | 5 4 | |
| | | | | | | | | | 179 H | Citadel | 8 2 | |
| | | | | | | | | | 182 N | North Florida | 2 4 | |
| | | | | | | | | | 184 H | Furman | 1 6 | |
| | | | | | | | | | 184 H | Furman | 6 9 | |
| | | | | | | | | | 184 H | Furman | 5 4 | |
| | | | | | | | | | 194 H | East Tenn. St. | 9 12 | |
| | | | | | | | | | 195 A | Winthrop | 9 6 | |
| | | | | | | | | | 195 H | Winthrop | 8 0 | |
| | | | | | | | | | 215 H | Wofford | 11 4 | |
| | | | | | | | | | 215 H | Wofford | 6 1 | |
| | | | | | | | | | 215 H | Wofford | 11 4 | |
| | | | | | | | | | 236 H | Presbyterian | 16 0 | |
| | | | | | | | | | 253 H | La Salle | 7 6 | |
| | | | | | | | | | 253 H | La Salle | 20 10 | |
| | | | | | | | | | 253 H | La Salle | 6 4 | |
| | | | | | | | | | 264 A | UNC Asheville | 9 3 | |
| | | | | | | | | | 264 H | UNC Asheville | 4 1 | |
| | | | | | | | | | 286 H | Rider | 11 3 | |
| LAST 15 GAMES | | | 70 A | Samford | 7 1 | 195 A | Winthrop | 9 6 | 253 H | La Salle | 20 10 | |
| | | | 70 A | Samford | 10 7 | 184 H | Furman | 1 6 | 253 H | La Salle | 6 4 | |
| | | | 70 A | Samford | 4 10 | 184 H | Furman | 6 9 | 264 A | UNC Asheville | 9 3 | |
| | | | 46 A | Clemson | 3 11 | | | | 264 H | UNC Asheville | 4 1 | |
| | | | 179 H | Citadel | 8 2 | | | | 286 H | Rider | 11 3 | |

Non-Div. I Games:

Western Caro.

| | | | | |
|-----|---|-----------|---|---|
| 179 | H | Citadel | 5 | 4 |
| 28 | A | Tennessee | 2 | 6 |

| RPI | S | Opponent | Score | |
|-----|---|----------|-------|---|
| 286 | H | Rider | 23 | 8 |
| 286 | H | Rider | 6 | 5 |

Western Caro.

W
e
s
t
e
r
n
C
a
r
o
.

W
e
s
t
e
r
n
C
a
r
o
.

| Average RPI Win: 125 | | WON-LOST RECORD | | WINNING PCT. RANK | | LAST 15 GAMES | | STRENGTH OF SCHEDULE | | OPP. STRENGTH OF SCHEDULE | | TEAM RPI | | ADJ RPI | | CONF. RPI | | ADJ CONF. RPI | |
|----------------------|---|-----------------|--|-------------------|--|----------------|---|----------------------|--|---------------------------|--|----------|---|-------------------|--|-----------|--|---------------|--|
| DIV. I ONLY | | 28-18-0 | | .6087 71 | | 9-6-0 | | 61 | | 8 | | 60 | | .54226 59 | | 1 | | 1 | |
| DIV. I NON-CONF. | | 18-7-0 | | .72 30 | | 4-1-0 | | 286 | | 60 | | 161 | | .49605 161 | | 1 | | 1 | |
| TOTALS | | RPI 1-25 | | RPI 26-50 | | W-L RECORDS | | RPI 51-100 | | RPI 101-150 | | RPI 150+ | | | | | | | |
| 28-18-0 | | 8-7-0 | | 4-6-0 | | OVERALL | | 0-2-0 | | 3-3-0 | | 13-0-0 | | | | | | | |
| 23-9-0 | | 6-3-0 | | 3-4-0 | | HOME | | 0-0-0 | | 3-2-0 | | 11-0-0 | | | | | | | |
| 3-8-0 | | 2-4-0 | | 1-2-0 | | AWAY | | 0-2-0 | | 0-0-0 | | 0-0-0 | | | | | | | |
| 2-1-0 | | 0-0-0 | | 0-0-0 | | NEUTRAL | | 0-0-0 | | 0-1-0 | | 2-0-0 | | | | | | | |
| 18-7-0 | | 0-0-0 | | 2-2-0 | | NON-CONFERENCE | | 0-2-0 | | 3-3-0 | | 13-0-0 | | | | | | | |
| 16-4-0 | | 0-0-0 | | 2-2-0 | | HOME | | 0-0-0 | | 3-2-0 | | 11-0-0 | | | | | | | |
| 0-2-0 | | 0-0-0 | | 0-0- | | AWAY | | 0-2-0 | | 0-0-0 | | 0-0-0 | | | | | | | |
| 2-1-0 | | 0-0-0 | | 0-0-0 | | NEUTRAL | | 0-0-0 | | 0-1-0 | | 2-0-0 | | | | | | | |
| 10-11-0 | | 8-7-0 | | 2-4-0 | | CONFERENCE | | 0-0-0 | | 0-0-0 | | 0-0-0 | | | | | | | |
| 7-5-0 | | 6-3-0 | | 1-2-0 | | HOME | | 0-0-0 | | 0-0-0 | | 0-0-0 | | | | | | | |
| 3-6-0 | | 2-4-0 | | 1-2-0 | | AWAY | | 0-0-0 | | 0-0-0 | | 0-0-0 | | | | | | | |
| 0-0-0 | | 0-0-0 | | 0-0-0 | | NEUTRAL | | 0-0-0 | | 0-0-0 | | 0-0-0 | | | | | | | |
| RPI | S | Opponent | | Score | | RPI | S | Opponent | | Score | | RPI | S | Opponent | | Score | | | |
| 3 | A | Florida | | 1 2 | | 26 | H | UNLV | | 7 10 | | 78 | A | California | | 3 4 | | | |
| 3 | A | Florida | | 0 1 | | 26 | H | UNLV | | 9 2 | | 78 | A | California | | 1 2 | | | |
| 3 | A | Florida | | 9 3 | | 41 | A | Mississippi St. | | 1 5 | | | | Northwestern St. | | 8 1 | | | |
| 6 | H | South Carolina | | 4 1 | | 41 | A | Mississippi St. | | 1 5 | | | | Northwestern St. | | 15 3 | | | |
| 6 | H | South Carolina | | 7 0 | | 41 | A | Mississippi St. | | 4 0 | | | | San Francisco | | 1 2 | | | |
| 6 | H | South Carolina | | 1 2 | | 43 | H | Nebraska | | 4 3 | | | | South Ala. | | 12 1 | | | |
| 8 | H | Vanderbilt | | 6 2 | | 43 | H | Nebraska | | 4 6 | | | | South Ala. | | 1 2 | | | |
| 8 | H | Vanderbilt | | 3 1 | | 47 | H | Auburn | | 1 2 | | | | South Ala. | | 3 5 | | | |
| 8 | H | Vanderbilt | | 1 2 | | 47 | H | Auburn | | 4 3 | | | | Stephen F. Austin | | 7 2 | | | |
| 15 | A | LSU | | 3 5 | | 47 | H | Auburn | | 2 7 | | | | Eastern Ill. | | 6 2 | | | |
| 15 | A | LSU | | 4 5 | | | | | | | | | | Eastern Ill. | | 8 3 | | | |
| 15 | A | LSU | | 10 4 | | | | | | | | | | Eastern Ill. | | 8 3 | | | |
| 20 | H | Alabama | | 1 0 | | | | | | | | | | Tulane | | 4 0 | | | |
| 20 | H | Alabama | | 2 1 | | | | | | | | | | Appalachian St. | | 7 6 | | | |
| 20 | H | Alabama | | 9 17 | | | | | | | | | | Appalachian St. | | 12 2 | | | |
| | | | | | | | | | | | | | | Appalachian St. | | 8 3 | | | |
| | | | | | | | | | | | | | | Mississippi Val. | | 6 0 | | | |
| | | | | | | | | | | | | | | Mississippi Val. | | 12 1 | | | |
| | | | | | | | | | | | | | | Mississippi Val. | | 3 0 | | | |
| | | | | | | | | | | | | | | Grambling | | 4 3 | | | |
| | | | | | | | | | | | | | | Grambling | | 8 0 | | | |
| | | | | | | | | | | | | | | | | | | | |
| | | | | | | | | | | | | | | | | | | | |
| | | | | | | | | | | | | | | | | | | | |
| | | | | | | | | | | | | | | | | | | | |
| | | | | | | | | | | | | | | | | | | | |
| | | | | | | | | | | | | | | | | | | | |
| | | | | | | | | | | | | | | | | | | | |
| | | | | | | | | | | | | | | | | | | | |
| | | | | | | | | | | | | | | | | | | | |
| | | | | | | | | | | | | | | | | | | | |
| | | | | | | | | | | | | | | | | | | | |
| | | | | | | | | | | | | | | | | | | | |
| | | | | | | | | | | | | | | | | | | | |
| | | | | | | | | | | | | | | | | | | | |
| | | | | | | | | | | | | | | | | | | | |
| | | | | | | | | | | | | | | | | | | | |
| | | | | | | | | | | | | | | | | | | | |
| | | | | | | | | | | | | | | | | | | | |
| | | | | | | | | | | | | | | | | | | | |
| | | | | | | | | | | | | | | | | | | | |
| | | | | | | | | | | | | | | | | | | | |
| | | | | | | | | | | | | | | | | | | | |
| | | | | | | | | | | | | | | | | | | | |
| | | | | | | | | | | | | | | | | | | | |
| | | | | | | | | | | | | | | | | | | | |
| | | | | | | | | | | | | | | | | | | | |
| | | | | | | | | | | | | | | | | | | | |
| | | | | | | | | | | | | | | | | | | | |
| | | | | | | | | | | | | | | | | | | | |
| | | | | | | | | | | | | | | | | | | | |
| | | | | | | | | | | | | | | | | | | | |
| | | | | | | | | | | | | | | | | | | | |
| | | | | | | | | | | | | | | | | | | | |
| | | | | | | | | | | | | | | | | | | | |
| | | | | | | | | | | | | | | | | | | | |
| | | | | | | | | | | | | | | | | | | | |
| | | | | | | | | | | | | | | | | | | | |
| | | | | | | | | | | | | | | | | | | | |
| | | | | | | | | | | | | | | | | | | | |
| | | | | | | | | | | | | | | | | | | | |
| | | | | | | | | | | | | | | | | | | | |
| | | | | | | | | | | | | | | | | | | | |
| | | | | | | | | | | | | | | | | | | | |
| | | | | | | | | | | | | | | | | | | | |

| | | |
|----------------|---|---|
| 8 H Vanderbilt | 3 | 1 |
| 8 H Vanderbilt | 1 | 2 |

A
r
k
a
n
s
a
s

A
r
k
a
n
s
a
s

| Average RPI Win: | 126 | WON-LOST RECORD | WINNING PCT. RANK | LAST 15 GAMES | STRENGTH OF SCHEDULE | OPP. STRENGTH OF SCHEDULE | TEAM RPI | ADJ RPI | CONF. RPI | ADJ CONF. RPI | | |
|------------------|----------|-----------------|-------------------|----------------|----------------------|---------------------------|----------|-------------|-----------|-------------------|-------|----|
| DIV. I ONLY | | 25-18-0 | .5814 | 90 | 9-6-0 | 73 | 74 | 57 | .54141 | 60 | 11 | 11 |
| DIV. I NON-CONF. | | 11-11-0 | .5 | 142 | 2-1-0 | 9 | 124 | 57 | .53886 | 59 | 11 | 11 |
| <hr/> | | | | | | | | | | | | |
| TOTALS | RPI 1-25 | RPI 26-50 | | W-L RECORDS | | RPI 51-100 | | RPI 101-150 | | RPI 150+ | | |
| 25-18-0 | 0-1-0 | 1-3-0 | | OVERALL | | 7-6-0 | | 9-6-0 | | 8-2-0 | | |
| 16-6-0 | 0-0-0 | 1-3-0 | | HOME | | 4-1-0 | | 5-2-0 | | 6-0-0 | | |
| 9-12-0 | 0-1-0 | 0-0-0 | | AWAY | | 3-5-0 | | 4-4-0 | | 2-2-0 | | |
| 0-0-0 | 0-0-0 | 0-0-0 | | NEUTRAL | | 0-0-0 | | 0-0-0 | | 0-0-0 | | |
| 11-11-0 | 0-1-0 | 1-3-0 | | NON-CONFERENCE | | 4-3-0 | | 5-4-0 | | 1-0-0 | | |
| 8-5-0 | 0-0-0 | 1-3-0 | | HOME | | 2-0-0 | | 5-2-0 | | 0-0-0 | | |
| 3-6-0 | 0-1-0 | 0-0- | | AWAY | | 2-3-0 | | 0-2-0 | | 1-0-0 | | |
| 0-0-0 | 0-0-0 | 0-0-0 | | NEUTRAL | | 0-0-0 | | 0-0-0 | | 0-0-0 | | |
| 14-7-0 | 0-0-0 | 0-0-0 | | CONFERENCE | | 3-3-0 | | 4-2-0 | | 7-2-0 | | |
| 8-1-0 | 0-0-0 | 0-0-0 | | HOME | | 2-1-0 | | 0-0-0 | | 6-0-0 | | |
| 6-6-0 | 0-0-0 | 0-0-0 | | AWAY | | 1-2-0 | | 4-2-0 | | 1-2-0 | | |
| 0-0-0 | 0-0-0 | 0-0-0 | | NEUTRAL | | 0-0-0 | | 0-0-0 | | 0-0-0 | | |
| RPI | S | Opponent | Score | RPI | S | Opponent | Score | RPI | S | Opponent | Score | |
| 4 | A | Ole Miss | 3 4 | 32 | H | Illinois St. | 3 4 | 77 | H | Texas St. | 5 4 | |
| | | | | 32 | H | Illinois St. | 14 8 | 77 | H | Texas St. | 4 1 | |
| | | | | 32 | H | Illinois St. | 7 9 | 77 | H | Texas St. | 3 4 | |
| | | | | 32 | H | Illinois St. | 2 3 | 79 | A | Memphis | 6 4 | |
| | | | | | | | | 79 | H | Memphis | 10 7 | |
| | | | | | | | | 80 | A | Southeast Mo. St. | 0 7 | |
| | | | | | | | | 80 | H | Southeast Mo. St. | 8 3 | |
| | | | | | | | | 85 | A | UAB | 0 5 | |
| | | | | | | | | 85 | A | UAB | 1 3 | |
| | | | | | | | | 85 | A | UAB | 5 3 | |
| | | | | | | | | 88 | A | Western Ky. | 6 8 | |
| | | | | | | | | 88 | A | Western Ky. | 6 9 | |
| | | | | | | | | 88 | A | Western Ky. | 7 5 | |
| | | | | | | | | | | | | |
| | | | | | | | | | | | | |
| | | | | | | | | | | | | |
| | | | | | | | | | | | | |
| | | | | | | | | | | | | |
| | | | | | | | | | | | | |
| | | | | | | | | | | | | |
| | | | | | | | | | | | | |
| | | | | | | | | | | | | |
| | | | | | | | | | | | | |
| | | | | | | | | | | | | |
| | | | | | | | | | | | | |
| | | | | | | | | | | | | |
| | | | | | | | | | | | | |
| | | | | | | | | | | | | |
| | | | | | | | | | | | | |
| | | | | | | | | | | | | |
| | | | | | | | | | | | | |
| | | | | | | | | | | | | |
| | | | | | | | | | | | | |
| | | | | | | | | | | | | |
| | | | | | | | | | | | | |
| | | | | | | | | | | | | |
| | | | | | | | | | | | | |
| | | | | | | | | | | | | |
| | | | | | | | | | | | | |
| | | | | | | | | | | | | |
| | | | | | | | | | | | | |
| | | | | | | | | | | | | |
| | | | | | | | | | | | | |
| | | | | | | | | | | | | |
| | | | | | | | | | | | | |
| | | | | | | | | | | | | |
| | | | | | | | | | | | | |
| | | | | | | | | | | | | |
| | | | | | | | | | | | | |
| | | | | | | | | | | | | |
| | | | | | | | | | | | | |
| | | | | | | | | | | | | |
| | | | | | | | | | | | | |
| | | | | | | | | | | | | |
| | | | | | | | | | | | | |
| | | | | | | | | | | | | |
| | | | | | | | | | | | | |
| | | | | | | | | | | | | |
| | | | | | | | | | | | | |
| | | | | | | | | | | | | |
| | | | | | | | | | | | | |
| | | | | | | | | | | | | |
| | | | | | | | | | | | | |
| | | | | | | | | | | | | |
| | | | | | | | | | | | | |
| | | | | | | | | | | | | |
| | | | | | | | | | | | | |
| | | | | | | | | | | | | |
| | | | | | | | | | | | | |
| | | | | | | | | | | | | |
| | | | | | | | | | | | | |
| | | | | | | | | | | | | |
| | | | | | | | | | | | | |
| | | | | | | | | | | | | |
| | | | | | | | | | | | | |
| | | | | | | | | | | | | |
| | | | | | | | | | | | | |
| | | | | | | | | | | | | |

Non-Div. I Games: Ark.-Monticello 0 2

Arkansas St.

| | | |
|------------------|----|---|
| 156 H La.-Monroe | 11 | 7 |
| 156 H La.-Monroe | 8 | 4 |

A
r
k
a
n
s
a
s
s
t
.

A
r
k
a
n
s
a
s
s
t
.

| Duke | | Average RPI Win: | 159 | WON-LOST RECORD | WINNING PCT. RANK | LAST 15 GAMES | STRENGTH OF SCHEDULE | OPP. STRENGTH OF SCHEDULE | TEAM RPI | ADJ RPI | CONF. RPI | ADJ CONF. RPI |
|------------------|----------|-------------------|---------------|-----------------|-------------------|----------------|----------------------|---------------------------|-------------|----------------|-----------|---------------|
| DIV. I ONLY | | Average RPI Loss: | 79 | 28-17-0 | .62222 60 | 11-4-0 | 107 | 87 | 61 | .54016 61 | 3 | 3 |
| DIV. I NON-CONF. | | | | 13-8-0 | .61905 76 | 3-0-0 | 200 | 251 | 152 | .50069 152 | 4 | 4 |
| TOTALS | | RPI 1-25 | | RPI 26-50 | | W-L RECORDS | RPI 51-100 | | RPI 101-150 | | RPI 150+ | |
| 28-17-0 | | 1-4-0 | | 3-4-0 | | OVERALL | 5-2-0 | | 3-3-0 | | 16-4-0 | |
| 19-7-0 | | 1-3-0 | | 3-0-0 | | HOME | 2-1-0 | | 0-0-0 | | 13-3-0 | |
| 8-9-0 | | 0-1-0 | | 0-3-0 | | AWAY | 3-1-0 | | 3-3-0 | | 2-1-0 | |
| 1-1-0 | | 0-0-0 | | 0-1-0 | | NEUTRAL | 0-0-0 | | 0-0-0 | | 1-0-0 | |
| 13-8-0 | | 0-2-0 | | 0-1-0 | | NON-CONFERENCE | 0-1-0 | | 0-0-0 | | 13-4-0 | |
| 10-4-0 | | 0-1-0 | | 0-0-0 | | HOME | 0-0-0 | | 0-0-0 | | 10-3-0 | |
| 2-3-0 | | 0-1-0 | | 0-0-0 | | AWAY | 0-1-0 | | 0-0-0 | | 2-1-0 | |
| 1-1-0 | | 0-0-0 | | 0-1-0 | | NEUTRAL | 0-0-0 | | 0-0-0 | | 1-0-0 | |
| 15-9-0 | | 1-2-0 | | 3-3-0 | | CONFERENCE | 5-1-0 | | 3-3-0 | | 3-0-0 | |
| 9-3-0 | | 1-2-0 | | 3-0-0 | | HOME | 2-1-0 | | 0-0-0 | | 3-0-0 | |
| 6-6-0 | | 0-0-0 | | 0-3-0 | | AWAY | 3-0-0 | | 3-3-0 | | 0-0-0 | |
| 0-0-0 | | 0-0-0 | | 0-0-0 | | NEUTRAL | 0-0-0 | | 0-0-0 | | 0-0-0 | |
| RPI S | Opponent | Score | RPI S | Opponent | Score | RPI S | Opponent | Score | RPI S | Opponent | Score | |
| 1 H | Virginia | 3 2 | 27 N | West Virginia | 1 3 | 68 H | North Carolina St. | 11 10 | 110 A | Pittsburgh | 2 3 | |
| 1 H | Virginia | 1 2 | 33 A | Georgia Tech | 1 5 | 68 H | North Carolina St. | 2 6 | 110 A | Pittsburgh | 1 5 | |
| 1 H | Virginia | 2 3 | 33 A | Georgia Tech | 4 7 | 68 H | North Carolina St. | 2 0 | 110 A | Pittsburgh | 5 8 | |
| 22 A | Liberty | 3 4 | 33 A | Georgia Tech | 0 1 | 81 A | Wake Forest | 8 6 | 137 A | Virginia Tech | 2 0 | |
| 22 H | Liberty | 2 8 | 42 H | North Carolina | 9 8 | 81 A | Wake Forest | 6 5 | 137 A | Virginia Tech | 13 3 | |
| | | | 42 H | North Carolina | 3 2 | 81 A | Wake Forest | 5 2 | 137 A | Virginia Tech | 3 2 | |
| | | | 42 H | North Carolina | 6 4 | 91 A | Davidson | 2 3 | 154 A | UNC Greensboro | 8 9 | |
| | | | | | | | | | 154 H | UNC Greensboro | 2 0 | |
| | | | | | | | | | 168 H | Binghamton | 6 7 | |
| | | | | | | | | | 168 H | Binghamton | 7 3 | |
| | | | | | | | | | 168 H | Binghamton | 5 1 | |
| | | | | | | | | | 175 H | Saint Louis | 2 3 | |
| | | | | | | | | | 184 H | Furman | 9 11 | |
| | | | | | | | | | 187 A | Coastal Caro. | 7 5 | |
| | | | | | | | | | 188 N | Marshall | 5 2 | |
| | | | | | | | | | 193 H | Akron | 5 2 | |
| | | | | | | | | | 203 H | Notre Dame | 1 0 | |
| | | | | | | | | | 203 H | Notre Dame | 4 1 | |
| | | | | | | | | | 203 H | Notre Dame | 4 3 | |
| | | | | | | | | | 234 H | Princeton | 7 1 | |
| | | | | | | | | | 243 H | Quinnipiac | 16 5 | |
| | | | | | | | | | 253 H | La Salle | 6 1 | |
| | | | | | | | | | 273 H | Norfolk St. | 11 1 | |
| | | | | | | | | | 284 A | N.C. Central | 11 2 | |
| | | | | | | | | | 284 H | N.C. Central | 9 1 | |
| | | | | | | | | | 285 H | UMES | 15 7 | |
| | | | LAST 15 GAMES | | | | | | | | | |
| | | | 81 A | Wake Forest | 8 6 | 284 A | N.C. Central | 11 2 | | | | |
| | | | 81 A | Wake Forest | 6 5 | 68 H | North Carolina St. | 11 10 | | | | |
| | | | 81 A | Wake Forest | 5 2 | 68 H | North Carolina St. | 2 6 | | | | |
| | | | 154 H | UNC Greensboro | 2 0 | | | | | | | |
| | | | 137 A | Virginia Tech | 2 0 | | | | | | | |

Non-Div. I Games:

Duke

| | | |
|---------------------|----|---|
| 137 A Virginia Tech | 13 | 3 |
| 137 A Virginia Tech | 3 | 2 |

D
u
k
e

D
u
k
e

| Average RPI Win: | 108 | WON-LOST RECORD | WINNING PCT. RANK | LAST 15 GAMES | STRENGTH OF SCHEDULE | OPP. STRENGTH OF SCHEDULE | TEAM RPI | ADJ RPI | CONF. RPI | ADJ CONF. RPI | | |
|------------------|----------|-------------------|-------------------|----------------|----------------------|---------------------------|----------|-------------|-----------|---------------|-------|---|
| DIV. I ONLY | | 21-22-1 | .48864 | 153 | 5-10-0 | 7 | 10 | 62 | .54015 | 62 | 1 | 1 |
| DIV. I NON-CONF. | | 14-9-0 | .6087 | 83 | 1-2-0 | 60 | 46 | 65 | .53516 | 65 | 1 | 1 |
| <hr/> | | | | | | | | | | | | |
| TOTALS | RPI 1-25 | RPI 26-50 | | W-L RECORDS | | RPI 51-100 | | RPI 101-150 | | RPI 150+ | | |
| 21-22-1 | 0-10-1 | 7-6-0 | | OVERALL | | 4-2-0 | | 3-3-0 | | 7-1-0 | | |
| 18-9-0 | 0-0-0 | 6-5-0 | | HOME | | 4-1-0 | | 1-2-0 | | 7-1-0 | | |
| 3-12-1 | 0-10-1 | 1-1-0 | | AWAY | | 0-0-0 | | 2-1-0 | | 0-0-0 | | |
| 0-1-0 | 0-0-0 | 0-0-0 | | NEUTRAL | | 0-1-0 | | 0-0-0 | | 0-0-0 | | |
| 14-9-0 | 0-2-0 | 2-2-0 | | NON-CONFERENCE | | 4-2-0 | | 1-2-0 | | 7-1-0 | | |
| 13-5-0 | 0-0-0 | 1-1-0 | | HOME | | 4-1-0 | | 1-2-0 | | 7-1-0 | | |
| 1-3-0 | 0-2-0 | 1-0- | | AWAY | | 0-0-0 | | 0-0-0 | | 0-0-0 | | |
| 0-1-0 | 0-0-0 | 0-0-0 | | NEUTRAL | | 0-1-0 | | 0-0-0 | | 0-0-0 | | |
| 7-13-1 | 0-8-1 | 5-4-0 | | CONFERENCE | | 0-0-0 | | 2-1-0 | | 0-0-0 | | |
| 5-4-0 | 0-0-0 | 5-4-0 | | HOME | | 0-0-0 | | 0-0-0 | | 0-0-0 | | |
| 2-9-1 | 0-8-1 | 0-0-0 | | AWAY | | 0-0-0 | | 2-1-0 | | 0-0-0 | | |
| 0-0-0 | 0-0-0 | 0-0-0 | | NEUTRAL | | 0-0-0 | | 0-0-0 | | 0-0-0 | | |
| RPI | S | Opponent | Score | RPI | S | Opponent | Score | RPI | S | Opponent | Score | |
| 3 | A | Florida | 1 8 | 28 | H | Tennessee | 7 4 | 58 | H | Western Caro. | 6 2 | |
| 3 | A | Florida | 3 10 | 28 | H | Tennessee | 4 1 | 88 | H | Western Ky. | 26 7 | |
| 3 | A | Florida | 2 3 | 28 | H | Tennessee | 3 5 | 88 | H | Western Ky. | 8 6 | |
| 5 | A | Florida St. | 4 10 | 33 | A | Georgia Tech | 1 4 | 93 | H | Kennesaw St. | 7 10 | |
| 5 | A | Florida St. | 3 8 | 33 | H | Georgia Tech | 1 0 | 93 | N | Kennesaw St. | 1 3 | |
| 8 | A | Vanderbilt | 1 6 | 38 | H | Texas A&M | 3 2 | 97 | H | Buffalo | 11 10 | |
| 8 | A | Vanderbilt | 9 12 | 38 | H | Texas A&M | 6 1 | | | | | |
| 8 | A | Vanderbilt | 0 11 | 38 | H | Texas A&M | 5 9 | | | | | |
| 15 | A | LSU | 1 2 | 41 | H | Mississippi St. | 1 4 | | | | | |
| 15 | A | LSU | 2 2 | 41 | H | Mississippi St. | 1 6 | | | | | |
| 15 | A | LSU | 0 4 | 41 | H | Mississippi St. | 7 1 | | | | | |
| | | | | 46 | A | Clemson | 6 2 | | | | | |
| | | | | 46 | H | Clemson | 4 16 | | | | | |
| <hr/> | | | | | | | | | | | | |
| LAST 15 GAMES | | | | | | | | | | | | |
| | | 8 A Vanderbilt | 1 6 | 33 | A | Georgia Tech | 1 4 | | | | | |
| | | 8 A Vanderbilt | 0 11 | 28 | H | Tennessee | 7 4 | | | | | |
| | | 8 A Vanderbilt | 9 12 | 28 | H | Tennessee | 4 1 | | | | | |
| | | 93 N Kennesaw St. | 1 3 | | | | | | | | | |
| | | 3 A Florida | 3 10 | | | | | | | | | |

Non-Div. I Games:

Georgia

| | | |
|-------------|---|---|
| 3 A Florida | 2 | 3 |
| 3 A Florida | 1 | 8 |

G
e
o
r
g
i
a

G
e
o
r
g
i
a

| Average RPI Win: | | 137 | WON-LOST RECORD | | WINNING PCT. RANK | LAST 15 GAMES | | STRENGTH OF SCHEDULE | | OPP. STRENGTH OF SCHEDULE | TEAM RPI | ADJ RPI | | CONF. RPI | ADJ CONF. RPI | | |
|------------------|---|----------|-----------------|---------------|-------------------|----------------|-------|----------------------|-----|---------------------------|----------|----------|---|----------------------|---------------|-------|---|
| DIV. I ONLY | | | 27-18-0 | | .6 | 74 | 9-6-0 | | 101 | 30 | 63 | .53963 | | 63 | 9 | 9 | |
| DIV. I NON-CONF. | | | 14-9-0 | | .6087 | 83 | 3-0-0 | | 62 | 69 | 56 | .54146 | | 56 | 10 | 10 | |
| TOTALS | | RPI 1-25 | | RPI 26-50 | | W-L RECORDS | | RPI 51-100 | | RPI 101-150 | | RPI 150+ | | | | | |
| 27-18-0 | | 2-4-0 | | 2-3-0 | | OVERALL | | 5-4-0 | | 5-2-0 | | 13-5-0 | | | | | |
| 18-8-0 | | 0-0-0 | | 1-1-0 | | HOME | | 5-1-0 | | 3-1-0 | | 9-5-0 | | | | | |
| 9-9-0 | | 2-4-0 | | 1-2-0 | | AWAY | | 0-2-0 | | 2-1-0 | | 4-0-0 | | | | | |
| 0-1-0 | | 0-0-0 | | 0-0-0 | | NEUTRAL | | 0-1-0 | | 0-0-0 | | 0-0-0 | | | | | |
| 14-9-0 | | 0-3-0 | | 1-0-0 | | NON-CONFERENCE | | 5-4-0 | | 1-0-0 | | 7-2-0 | | | | | |
| 13-3-0 | | 0-0-0 | | 1-0-0 | | HOME | | 5-1-0 | | 1-0-0 | | 6-2-0 | | | | | |
| 1-5-0 | | 0-3-0 | | 0-0- | | AWAY | | 0-2-0 | | 0-0-0 | | 1-0-0 | | | | | |
| 0-1-0 | | 0-0-0 | | 0-0-0 | | NEUTRAL | | 0-1-0 | | 0-0-0 | | 0-0-0 | | | | | |
| 13-9-0 | | 2-1-0 | | 1-3-0 | | CONFERENCE | | 0-0-0 | | 4-2-0 | | 6-3-0 | | | | | |
| 5-5-0 | | 0-0-0 | | 0-1-0 | | HOME | | 0-0-0 | | 2-1-0 | | 3-3-0 | | | | | |
| 8-4-0 | | 2-1-0 | | 1-2-0 | | AWAY | | 0-0-0 | | 2-1-0 | | 3-0-0 | | | | | |
| 0-0-0 | | 0-0-0 | | 0-0-0 | | NEUTRAL | | 0-0-0 | | 0-0-0 | | 0-0-0 | | | | | |
| RPI | S | Opponent | | Score | | RPI | S | Opponent | | Score | | RPI | S | Opponent | | Score | |
| 1 | A | Virginia | | 2 | 3 | 29 | A | Old Dominion | | 3 | 7 | 53 | A | VCU | | 0 | 3 |
| 1 | A | Virginia | | 0 | 4 | 29 | A | Old Dominion | | 5 | 9 | 53 | H | VCU | | 4 | 8 |
| 1 | A | Virginia | | 2 | 6 | 29 | A | Old Dominion | | 12 | 7 | 68 | A | North Carolina St. | | 2 | 3 |
| 7 | A | Rice | | 3 | 2 | 29 | H | Old Dominion | | 3 | 5 | 68 | H | North Carolina St. | | 7 | 0 |
| 7 | A | Rice | | 0 | 8 | 42 | H | North Carolina | | 3 | 2 | 76 | H | Campbell | | 8 | 3 |
| 7 | A | Rice | | 2 | 1 | | | | | | | 81 | N | Wake Forest | | 4 | 5 |
| | | | | | | | | | | | | 82 | H | Ohio St. | | 3 | 2 |
| | | | | | | | | | | | | 87 | H | UNC Wilmington | | 8 | 5 |
| | | | | | | | | | | | | 88 | H | Western Ky. | | 2 | 1 |
| | | | | | | | | | | | | | | 154 H UNC Greensboro | | 4 | 3 |
| | | | | | | | | | | | | | | 154 H UNC Greensboro | | 5 | 6 |
| | | | | | | | | | | | | | | 169 A Charlotte | | 5 | 3 |
| | | | | | | | | | | | | | | 169 A Charlotte | | 5 | 2 |
| | | | | | | | | | | | | | | 169 A Charlotte | | 8 | 5 |
| | | | | | | | | | | | | | | 172 H Tulane | | 2 | 7 |
| | | | | | | | | | | | | | | 172 H Tulane | | 5 | 2 |
| | | | | | | | | | | | | | | 172 H Tulane | | 13 | 3 |
| | | | | | | | | | | | | | | 176 H James Madison | | 4 | 2 |
| | | | | | | | | | | | | | | 176 H James Madison | | 6 | 5 |
| | | | | | | | | | | | | | | 176 H James Madison | | 2 | 5 |
| | | | | | | | | | | | | | | 188 H Marshall | | 1 | 0 |
| | | | | | | | | | | | | | | 188 H Marshall | | 8 | 9 |
| | | | | | | | | | | | | | | 188 H Marshall | | 2 | 5 |
| | | | | | | | | | | | | | | 268 H UMBC | | 6 | 0 |
| | | | | | | | | | | | | | | 268 H UMBC | | 13 | 3 |
| | | | | | | | | | | | | | | 268 H UMBC | | 2 | 1 |
| | | | | | | | | | | | | | | 284 H N.C. Central | | 12 | 5 |
| | | | | LAST 15 GAMES | | | | | | | | | | | | | |
| | | | | | | 134 | A | Fla. Atlantic | | 2 | 1 | 103 | H | Middle Tenn. | | 1 | 0 |
| | | | | | | 134 | A | Fla. Atlantic | | 6 | 4 | 87 | H | UNC Wilmington | | 8 | 5 |
| | | | | | | 134 | A | Fla. Atlantic | | 3 | 4 | 29 | A | Old Dominion | | 12 | 7 |
| | | | | | | 42 | H | North Carolina | | 3 | 2 | | | | | | |
| | | | | | | 29 | H | Old Dominion | | 3 | 5 | | | | | | |

Non-Div. I Games:

East Carolina

| | | |
|--------------------|---|---|
| 103 H Middle Tenn. | 5 | 1 |
| 103 H Middle Tenn. | 1 | 6 |

E
a
s
t
C
a
r
o
l
i
n
a

E
a
s
t
C
a
r
o
l
i
n
a

| Average RPI Win: | 111 | WON-LOST RECORD | | WINNING PCT. RANK | | LAST 15 GAMES | | STRENGTH OF SCHEDULE | | OPP. STRENGTH OF SCHEDULE | | TEAM RPI | | ADJ RPI | | CONF. RPI | | ADJ CONF. RPI | |
|-------------------|-----|-----------------|-------|-------------------|---------------|----------------|---------------------|----------------------|---|---------------------------|---|------------------|-------|---------|-----|-----------|-----------------|---------------|---|
| Average RPI Loss: | 87 | | | | | | | | | | | | | | | | | | |
| DIV. I ONLY | | 21-17-0 | | .55263 | 114 | 7-8-0 | | 70 | | 38 | | 64 | | .53824 | 64 | 6 | | 6 | |
| DIV. I NON-CONF. | | 13-10-0 | | .56522 | 108 | 1-2-0 | | 122 | | 23 | | 71 | | .53245 | 71 | 6 | | 6 | |
| <hr/> | | | | | | | | | | | | | | | | | | | |
| TOTALS | | RPI 1-25 | | RPI 26-50 | | W-L RECORDS | | RPI 51-100 | | RPI 101-150 | | RPI 150+ | | | | | | | |
| 21-17-0 | | 3-3-0 | | 2-3-0 | | OVERALL | | 3-5-0 | | 9-4-0 | | 4-2-0 | | | | | | | |
| 15-5-0 | | 0-0-0 | | 1-0-0 | | HOME | | 2-1-0 | | 8-2-0 | | 4-2-0 | | | | | | | |
| 6-12-0 | | 3-3-0 | | 1-3-0 | | AWAY | | 1-4-0 | | 1-2-0 | | 0-0-0 | | | | | | | |
| 0-0-0 | | 0-0-0 | | 0-0-0 | | NEUTRAL | | 0-0-0 | | 0-0-0 | | 0-0-0 | | | | | | | |
| 13-10-0 | | 3-0-0 | | 1-1-0 | | NON-CONFERENCE | | 1-4-0 | | 6-4-0 | | 2-1-0 | | | | | | | |
| 8-3-0 | | 0-0-0 | | 1-0-0 | | HOME | | 0-0-0 | | 5-2-0 | | 2-1-0 | | | | | | | |
| 5-7-0 | | 3-0-0 | | 0-0- | | AWAY | | 1-4-0 | | 1-2-0 | | 0-0-0 | | | | | | | |
| 0-0-0 | | 0-0-0 | | 0-0-0 | | NEUTRAL | | 0-0-0 | | 0-0-0 | | 0-0-0 | | | | | | | |
| 8-7-0 | | 0-3-0 | | 1-2-0 | | CONFERENCE | | 2-1-0 | | 3-0-0 | | 2-1-0 | | | | | | | |
| 7-2-0 | | 0-0-0 | | 0-0-0 | | HOME | | 2-1-0 | | 3-0-0 | | 2-1-0 | | | | | | | |
| 1-5-0 | | 0-3-0 | | 1-2-0 | | AWAY | | 0-0-0 | | 0-0-0 | | 0-0-0 | | | | | | | |
| 0-0-0 | | 0-0-0 | | 0-0-0 | | NEUTRAL | | 0-0-0 | | 0-0-0 | | 0-0-0 | | | | | | | |
| RPI | S | Opponent | Score | | RPI | S | Opponent | Score | | RPI | S | Opponent | Score | | RPI | S | Opponent | Score | |
| 17 | A | Cal Poly | 3 | 4 | 26 | H | UNLV | 2 | 1 | 55 | H | Long Beach St. | 6 | 5 | 106 | H | UCLA | 4 | 3 |
| 17 | A | Cal Poly | 0 | 8 | 48 | A | Southern California | 1 | 6 | 55 | H | Long Beach St. | 2 | 3 | 112 | H | Washington St. | 12 | 0 |
| 17 | A | Cal Poly | 0 | 3 | 49 | A | UC Santa Barbara | 2 | 3 | 55 | H | Long Beach St. | 5 | 1 | 112 | H | Washington St. | 7 | 9 |
| 25 | A | Oregon | 3 | 2 | 49 | A | UC Santa Barbara | 1 | 2 | 69 | A | Fresno St. | 1 | 2 | 112 | H | Washington St. | 5 | 4 |
| 25 | A | Oregon | 9 | 2 | 49 | A | UC Santa Barbara | 11 | 9 | 74 | A | San Diego | 3 | 5 | 113 | A | Baylor | 4 | 5 |
| 25 | A | Oregon | 5 | 4 | | | | | | 84 | A | Wichita St. | 5 | 1 | 113 | A | Baylor | 0 | 1 |
| | | | | | | | | | | 84 | A | Wichita St. | 2 | 4 | 113 | A | Baylor | 11 | 0 |
| | | | | | | | | | | 84 | A | Wichita St. | 2 | 3 | 124 | H | Hawaii | 17 | 4 |
| | | | | | | | | | | | | | | | 124 | H | Hawaii | 2 | 1 |
| | | | | | | | | | | | | | | | 124 | H | Hawaii | 1 | 0 |
| | | | | | | | | | | | | | | | 139 | H | San Francisco | 5 | 1 |
| | | | | | | | | | | | | | | | 139 | H | San Francisco | 5 | 6 |
| | | | | | | | | | | | | | | | 139 | H | San Francisco | 11 | 0 |
| | | | | | | | | | | | | | | | 190 | H | UC Davis | 7 | 1 |
| | | | | | | | | | | | | | | | 190 | H | UC Davis | 1 | 3 |
| | | | | | | | | | | | | | | | 190 | H | UC Davis | 9 | 1 |
| | | | | | | | | | | | | | | | 252 | H | St. Mary's (CA) | 6 | 5 |
| | | | | | | | | | | | | | | | 252 | H | St. Mary's (CA) | 0 | 6 |
| | | | | | | | | | | | | | | | 252 | H | St. Mary's (CA) | 4 | 2 |
| | | | | | LAST 15 GAMES | | | | | | | | | | | | | | |
| | | | | | 124 | H | Hawaii | 2 | 1 | 49 | A | UC Santa Barbara | 1 | 2 | | | | | |
| | | | | | 124 | H | Hawaii | 17 | 4 | 49 | A | UC Santa Barbara | 2 | 3 | | | | | |
| | | | | | 124 | H | Hawaii | 1 | 0 | 49 | A | UC Santa Barbara | 11 | 9 | | | | | |
| | | | | | 69 | A | Fresno St. | 1 | 2 | | | | | | | | | | |
| | | | | | 17 | A | Cal Poly | 0 | 3 | | | | | | | | | | |

Non-Div. I Games:

Cal St. Fullerton

| | | |
|---------------|---|---|
| 17 A Cal Poly | 3 | 4 |
| 17 A Cal Poly | 0 | 8 |

C
a
l
S
t
.
F
u
l
l
e
r
t
o
n

C
a
l
S
t
.
F
u
l
l
e
r
t
o
n

| Average RPI Win: 191 | | WON-LOST RECORD | | WINNING PCT. RANK | | LAST 15 GAMES | | STRENGTH OF SCHEDULE | | OPP. STRENGTH OF SCHEDULE | | TEAM RPI | | ADJ RPI | | CONF. RPI | | ADJ CONF. RPI | |
|----------------------|----------|-----------------|----|-------------------|----------|----------------|--|----------------------|----------|---------------------------|----|----------|---------------|-----------|----|-----------|--|---------------|--|
| DIV. I ONLY | | 28-14-0 | | .66667 40 | | 3-1-0 | | 202 | | 209 | | 65 | | .5382 65 | | 20 | | 20 | |
| DIV. I NON-CONF. | | 14-11-0 | | .56 111 | | 0-1-0 | | 203 | | 198 | | 87 | | .52344 87 | | 15 | | 15 | |
| TOTALS | | RPI 1-25 | | RPI 26-50 | | W-L RECORDS | | RPI 51-100 | | RPI 101-150 | | RPI 150+ | | | | | | | |
| 28-14-0 | | 2-4-0 | | 0-0-0 | | OVERALL | | 2-4-0 | | 6-0-0 | | 18-6-0 | | | | | | | |
| 8-1-0 | | 0-0-0 | | 0-0-0 | | HOME | | 0-0-0 | | 3-0-0 | | 5-1-0 | | | | | | | |
| 10-9-0 | | 2-4-0 | | 0-0-0 | | AWAY | | 1-2-0 | | 3-0-0 | | 4-3-0 | | | | | | | |
| 10-4-0 | | 0-0-0 | | 0-0-0 | | NEUTRAL | | 1-2-0 | | 0-0-0 | | 9-2-0 | | | | | | | |
| 14-11-0 | | 2-4-0 | | 0-0-0 | | NON-CONFERENCE | | 1-3-0 | | 0-0-0 | | 11-4-0 | | | | | | | |
| 0-0-0 | | 0-0-0 | | 0-0-0 | | HOME | | 0-0-0 | | 0-0-0 | | 0-0-0 | | | | | | | |
| 5-8-0 | | 2-4-0 | | 0-0- | | AWAY | | 1-2-0 | | 0-0-0 | | 2-2-0 | | | | | | | |
| 9-3-0 | | 0-0-0 | | 0-0-0 | | NEUTRAL | | 0-1-0 | | 0-0-0 | | 9-2-0 | | | | | | | |
| 14-3-0 | | 0-0-0 | | 0-0-0 | | CONFERENCE | | 1-1-0 | | 6-0-0 | | 7-2-0 | | | | | | | |
| 8-1-0 | | 0-0-0 | | 0-0-0 | | HOME | | 0-0-0 | | 3-0-0 | | 5-1-0 | | | | | | | |
| 5-1-0 | | 0-0-0 | | 0-0-0 | | AWAY | | 0-0-0 | | 3-0-0 | | 2-1-0 | | | | | | | |
| 1-1-0 | | 0-0-0 | | 0-0-0 | | NEUTRAL | | 1-1-0 | | 0-0-0 | | 0-0-0 | | | | | | | |
| RPI S | Opponent | Score | | RPI S | Opponent | Score | | RPI S | Opponent | Score | | RPI S | Opponent | Score | | | | | |
| 2 A | Indiana | 1 | 10 | | | | | 76 A | Campbell | 3 | 4 | 101 A | Central Mich. | 6 | 5 | | | | |
| 16 A | Kentucky | 10 | 8 | | | | | 76 A | Campbell | 0 | 4 | 101 A | Central Mich. | 9 | 0 | | | | |
| 16 A | Kentucky | 3 | 26 | | | | | 82 A | Ohio St. | 8 | 6 | 101 A | Central Mich. | 5 | 3 | | | | |
| 16 A | Kentucky | 1 | 24 | | | | | 94 N | Iowa | 6 | 16 | 117 H | Bowling Green | 3 | 2 | | | | |
| 22 A | Liberty | 0 | 13 | | | | | 97 N | Buffalo | 13 | 14 | 117 H | Bowling Green | 4 | 3 | | | | |
| 22 A | Liberty | 4 | 3 | | | | | 97 N | Buffalo | 5 | 2 | 117 H | Bowling Green | 9 | 5 | | | | |
| | | | | | | | | | | | | 183 N | Morehead St. | 7 | 5 | | | | |
| | | | | | | | | | | | | 186 A | Toledo | 8 | 4 | | | | |
| | | | | | | | | | | | | 186 A | Toledo | 15 | 4 | | | | |
| | | | | | | | | | | | | 186 A | Toledo | 4 | 12 | | | | |
| | | | | | | | | | | | | 215 A | Wofford | 6 | 4 | | | | |
| | | | | | | | | | | | | 217 H | Western Mich. | 3 | 2 | | | | |
| | | | | | | | | | | | | 217 H | Western Mich. | 7 | 6 | | | | |
| | | | | | | | | | | | | 217 H | Western Mich. | 3 | 7 | | | | |
| | | | | | | | | | | | | 222 N | Dayton | 3 | 4 | | | | |
| | | | | | | | | | | | | 227 N | Northwestern | 5 | 4 | | | | |
| | | | | | | | | | | | | 238 A | Butler | 5 | 6 | | | | |
| | | | | | | | | | | | | 242 A | Northern Ky. | 3 | 4 | | | | |
| | | | | | | | | | | | | 254 A | USC Upstate | 7 | 4 | | | | |
| | | | | | | | | | | | | 271 H | Eastern Mich. | 6 | 5 | | | | |
| | | | | | | | | | | | | 271 H | Eastern Mich. | 20 | 5 | | | | |
| | | | | | | | | | | | | 271 H | Eastern Mich. | 7 | 3 | | | | |
| | | | | | | | | | | | | 272 N | Milwaukee | 3 | 1 | | | | |
| | | | | | | | | | | | | 279 N | IPFW | 3 | 11 | | | | |
| | | | | | | | | | | | | 279 N | IPFW | 3 | 1 | | | | |
| | | | | | | | | | | | | 279 N | IPFW | 9 | 2 | | | | |
| | | | | | | | | | | | | 279 N | IPFW | 15 | 2 | | | | |

Non-Div. I Games: Indiana Tech 13 8 Ind. Wesleyan 11 4

Ball St.

Ball St.

| | | |
|---------------------|---|---|
| 217 H Western Mich. | 3 | 2 |
| 217 H Western Mich. | 3 | 7 |

Through Games Of April 27, 2014

| RPI | S | Opponent | Score | |
|-----|---|------------------|-------|---|
| 286 | N | Rider | 5 | 4 |
| 286 | N | Rider | 4 | 1 |
| 298 | N | Mississippi Val. | 12 | 1 |

Ball St.

B
a
l
l
S
t
.

B
a
l
l
S
t
.

| Average RPI Win: 169 | | WON-LOST | WINNING | LAST 15 | STRENGTH OF | OPP. STRENGTH | TEAM | ADJ | CONF. | ADJ CONF. | | |
|----------------------|---|----------|-----------|---------|----------------|---------------|------------|-----|-------------|-----------|----------|---------------------------|
| Average RPI Loss: 91 | | RECORD | PCT. RANK | GAMES | SCHEDULE | OF SCHEDULE | RPI | RPI | RPI | RPI | | |
| DIV. I ONLY | | 29-12-0 | .70732 | 24 | 9-6-0 | 186 | 53 | 66 | .53761 | 66 | 9 | 9 |
| DIV. I NON-CONF. | | 18-2-0 | .9 | 4 | 5-1-0 | 220 | 128 | 22 | .58049 | 22 | 10 | 10 |
| <hr/> | | | | | | | | | | | | |
| TOTALS | | RPI 1-25 | RPI 26-50 | | W-L RECORDS | | RPI 51-100 | | RPI 101-150 | | RPI 150+ | |
| 29-12-0 | | 0-3-0 | 1-2-0 | | OVERALL | | 5-2-0 | | 6-2-0 | | 17-3-0 | |
| 20-8-0 | | 0-3-0 | 1-2-0 | | HOME | | 4-0-0 | | 4-2-0 | | 11-1-0 | |
| 9-4-0 | | 0-0-0 | 0-0-0 | | AWAY | | 1-2-0 | | 2-0-0 | | 6-2-0 | |
| 0-0-0 | | 0-0-0 | 0-0-0 | | NEUTRAL | | 0-0-0 | | 0-0-0 | | 0-0-0 | |
| 18-2-0 | | 0-0-0 | 0-0-0 | | NON-CONFERENCE | | 4-0-0 | | 5-0-0 | | 9-2-0 | |
| 15-1-0 | | 0-0-0 | 0-0-0 | | HOME | | 4-0-0 | | 3-0-0 | | 8-1-0 | |
| 3-1-0 | | 0-0-0 | 0-0- | | AWAY | | 0-0-0 | | 2-0-0 | | 1-1-0 | |
| 0-0-0 | | 0-0-0 | 0-0-0 | | NEUTRAL | | 0-0-0 | | 0-0-0 | | 0-0-0 | |
| 11-10-0 | | 0-3-0 | 1-2-0 | | CONFERENCE | | 1-2-0 | | 1-2-0 | | 8-1-0 | |
| 5-7-0 | | 0-3-0 | 1-2-0 | | HOME | | 0-0-0 | | 1-2-0 | | 3-0-0 | |
| 6-3-0 | | 0-0-0 | 0-0-0 | | AWAY | | 1-2-0 | | 0-0-0 | | 5-1-0 | |
| 0-0-0 | | 0-0-0 | 0-0-0 | | NEUTRAL | | 0-0-0 | | 0-0-0 | | 0-0-0 | |
| RPI | S | Opponent | Score | RPI | S | Opponent | Score | RPI | S | Opponent | Score | |
| 7 | H | Rice | 2 3 | 29 | H | Old Dominion | 1 2 | 85 | A | UAB | 0 1 | 126 H Stony Brook 6 2 |
| 7 | H | Rice | 7 11 | 29 | H | Old Dominion | 1 0 | 85 | A | UAB | 0 1 | 126 H Stony Brook 12 2 |
| 7 | H | Rice | 2 10 | 29 | H | Old Dominion | 2 4 | 85 | A | UAB | 2 0 | 126 H Stony Brook 10 0 |
| | | | | | | | | 90 | H | Rutgers | 5 0 | 134 H Fla. Atlantic 5 13 |
| | | | | | | | | 90 | H | Rutgers | 13 1 | 134 H Fla. Atlantic 1 6 |
| | | | | | | | | 90 | H | Rutgers | 7 6 | 134 H Fla. Atlantic 6 0 |
| | | | | | | | | 90 | H | Rutgers | 5 4 | 142 A South Fla. 9 0 |
| | | | | | | | | | | | | 142 A South Fla. 8 2 |
| | | | | | | | | | | | | 156 A La.-Monroe 6 12 |
| | | | | | | | | | | | | 169 A Charlotte 10 4 |
| | | | | | | | | | | | | 169 A Charlotte 7 0 |
| | | | | | | | | | | | | 169 A Charlotte 8 0 |
| | | | | | | | | | | | | 188 H Marshall 3 1 |
| | | | | | | | | | | | | 188 H Marshall 9 0 |
| | | | | | | | | | | | | 188 H Marshall 11 1 |
| | | | | | | | | | | | | 191 H Dartmouth 0 3 |
| | | | | | | | | | | | | 191 H Dartmouth 11 0 |
| | | | | | | | | | | | | 191 H Dartmouth 11 7 |
| | | | | | | | | | | | | 200 H Stetson 5 2 |
| | | | | | | | | | | | | 226 A Louisiana Tech 2 4 |
| | | | | | | | | | | | | 226 A Louisiana Tech 3 0 |
| | | | | | | | | | | | | 226 A Louisiana Tech 7 2 |
| | | | | | | | | | | | | 237 A Bethune-Cookman 6 0 |
| | | | | | | | | | | | | 237 H Bethune-Cookman 8 4 |
| | | | | | | | | | | | | 262 H Saint Peter's 6 2 |
| | | | | | | | | | | | | 262 H Saint Peter's 7 1 |
| | | | | | | | | | | | | 262 H Saint Peter's 15 0 |
| | | | | | | | | | | | | |

Non-Div. I Games: Fla. Memorial 23 1 Fla. Memorial 3 2

FIU

| | | | | |
|-----|---|---------------|---|----|
| 134 | H | Fla. Atlantic | 5 | 13 |
| 134 | H | Fla. Atlantic | 6 | 0 |

| RPI | S | Opponent | Score | |
|-----|---|---------------|-------|---|
| 262 | H | Saint Peter's | 2 | 0 |

FIU

F
I
U

F
I
U

| Average RPI Win: | | 145 | WON-LOST RECORD | | WINNING PCT. RANK | LAST 15 GAMES | STRENGTH OF SCHEDULE | | OPP. STRENGTH OF SCHEDULE | TEAM RPI | ADJ RPI | CONF. RPI | ADJ CONF. RPI | | |
|------------------|---|---------------|-----------------|---------------|-------------------|-----------------|----------------------|-----|---------------------------|----------|----------|-----------|---------------|----------------|-------|
| DIV. I ONLY | | | 26-19-0 | .57778 | 93 | 9-6-0 | 79 | | 46 | 67 | .53757 | 67 | 9 | 9 | |
| DIV. I NON-CONF. | | | 12-12-0 | .5 | 142 | 1-2-0 | 83 | | 22 | 100 | .52006 | 100 | 10 | 10 | |
| TOTALS | | RPI 1-25 | RPI 26-50 | | W-L RECORDS | | RPI 51-100 | | RPI 101-150 | | RPI 150+ | | | | |
| 26-19-0 | | 4-7-0 | 0-1-0 | | OVERALL | | 2-1-0 | | 8-8-0 | | 12-2-0 | | | | |
| 13-9-0 | | 2-5-0 | 0-0-0 | | HOME | | 0-0-0 | | 4-3-0 | | 7-1-0 | | | | |
| 11-6-0 | | 1-0-0 | 0-0-0 | | AWAY | | 2-1-0 | | 4-4-0 | | 4-1-0 | | | | |
| 2-4-0 | | 1-2-0 | 0-1-0 | | NEUTRAL | | 0-0-0 | | 0-1-0 | | 1-0-0 | | | | |
| 12-12-0 | | 3-5-0 | 0-1-0 | | NON-CONFERENCE | | 0-0-0 | | 2-5-0 | | 7-1-0 | | | | |
| 5-5-0 | | 1-3-0 | 0-0-0 | | HOME | | 0-0-0 | | 0-1-0 | | 4-1-0 | | | | |
| 5-3-0 | | 1-0-0 | 0-0- | | AWAY | | 0-0-0 | | 2-3-0 | | 2-0-0 | | | | |
| 2-4-0 | | 1-2-0 | 0-1-0 | | NEUTRAL | | 0-0-0 | | 0-1-0 | | 1-0-0 | | | | |
| 14-7-0 | | 1-2-0 | 0-0-0 | | CONFERENCE | | 2-1-0 | | 6-3-0 | | 5-1-0 | | | | |
| 8-4-0 | | 1-2-0 | 0-0-0 | | HOME | | 0-0-0 | | 4-2-0 | | 3-0-0 | | | | |
| 6-3-0 | | 0-0-0 | 0-0-0 | | AWAY | | 2-1-0 | | 2-1-0 | | 2-1-0 | | | | |
| 0-0-0 | | 0-0-0 | 0-0-0 | | NEUTRAL | | 0-0-0 | | 0-0-0 | | 0-0-0 | | | | |
| RPI | S | Opponent | Score | RPI | S | Opponent | Score | RPI | S | Opponent | Score | RPI | S | Opponent | Score |
| 3 | N | Florida | 2 4 | 41 | N | Mississippi St. | 3 4 | 85 | A | UAB | 3 2 | 103 | H | Middle Tenn. | 7 0 |
| 4 | N | Ole Miss | 5 3 | | | | | 85 | A | UAB | 8 7 | 103 | H | Middle Tenn. | 7 6 |
| 7 | H | Rice | 2 3 | | | | | 85 | A | UAB | 5 6 | 103 | H | Middle Tenn. | 1 13 |
| 7 | H | Rice | 8 6 | | | | | | | | | 108 | A | Missouri | 4 6 |
| 7 | H | Rice | 0 5 | | | | | | | | | 108 | A | Missouri | 1 4 |
| 12 | H | La.-Lafayette | 5 8 | | | | | | | | | 108 | A | Missouri | 2 1 |
| 12 | H | La.-Lafayette | 2 6 | | | | | | | | | 108 | N | Missouri | 2 4 |
| 12 | H | La.-Lafayette | 5 9 | | | | | | | | | 123 | H | UTSA | 6 2 |
| 15 | N | LSU | 5 13 | | | | | | | | | 123 | H | UTSA | 1 4 |
| 20 | A | Alabama | 6 3 | | | | | | | | | 123 | H | UTSA | 10 9 |
| 20 | H | Alabama | 2 1 | | | | | | | | | 134 | A | Fla. Atlantic | 5 2 |
| | | | | | | | | | | | | 134 | A | Fla. Atlantic | 1 3 |
| | | | | | | | | | | | | 134 | A | Fla. Atlantic | 2 0 |
| | | | | | | | | | | | | 138 | A | McNeese St. | 1 7 |
| | | | | | | | | | | | | 148 | A | South Ala. | 3 1 |
| | | | | | | | | | | | | 148 | H | South Ala. | 1 5 |
| | | | | | | | | | | | | 156 | A | La.-Monroe | 14 2 |
| | | | | | | | | | | | | 156 | H | La.-Monroe | 18 2 |
| | | | | | | | | | | | | 181 | H | Troy | 0 5 |
| | | | | | | | | | | | | 181 | H | Troy | 3 1 |
| | | | | | | | | | | | | 181 | H | Troy | 7 6 |
| | | | | | | | | | | | | 188 | A | Marshall | 3 5 |
| | | | | | | | | | | | | 188 | A | Marshall | 3 1 |
| | | | | | | | | | | | | 188 | A | Marshall | 9 5 |
| | | | | | | | | | | | | 226 | H | Louisiana Tech | 8 3 |
| | | | | | | | | | | | | 226 | H | Louisiana Tech | 2 0 |
| | | | | | | | | | | | | 226 | H | Louisiana Tech | 1 0 |
| | | | | LAST 15 GAMES | | | | | | | | | | | |
| | | | | 7 | H | Rice | 8 6 | 15 | N | LSU | 5 13 | | | | |
| | | | | 7 | H | Rice | 2 3 | 85 | A | UAB | 8 7 | | | | |
| | | | | 7 | H | Rice | 0 5 | 85 | A | UAB | 5 6 | | | | |
| | | | | 20 | A | Alabama | 6 3 | | | | | | | | |
| | | | | 226 | H | Louisiana Tech | 8 3 | | | | | | | | |

Non-Div. I Games:

Southern Miss.

| | | | | |
|-----|---|----------------|---|---|
| 226 | H | Louisiana Tech | 1 | 0 |
| 226 | H | Louisiana Tech | 2 | 0 |

| RPI | S | Opponent | Score | |
|-----|---|-------------|-------|---|
| 260 | A | New Orleans | 9 | 7 |
| 293 | N | Chicago St. | 11 | 8 |
| 296 | H | Alcorn | 8 | 4 |

Southern Miss.

S
o
u
t
h
e
r
n
M
i
s
s
.

S
o
u
t
h
e
r
n
M
i
s
s
.

| Average RPI Win: 139 | | WON-LOST RECORD | | WINNING PCT. RANK | | LAST 15 GAMES | | STRENGTH OF SCHEDULE | | OPP. STRENGTH OF SCHEDULE | | TEAM RPI | | ADJ RPI | | CONF. RPI | | ADJ CONF. RPI | |
|----------------------|---|-----------------|--|-------------------|----|----------------|---|----------------------|--|---------------------------|----|----------|---|----------------|--|-----------|----|---------------|--|
| DIV. I ONLY | | 24-19-0 | | .55814 106 | | 7-8-0 | | 55 | | 45 | | 68 | | .53755 68 | | 3 | | 3 | |
| DIV. I NON-CONF. | | 15-4-0 | | .78947 21 | | 1-2-0 | | 116 | | 132 | | 30 | | .57048 30 | | 4 | | 4 | |
| TOTALS | | RPI 1-25 | | RPI 26-50 | | W-L RECORDS | | RPI 51-100 | | RPI 101-150 | | RPI 150+ | | | | | | | |
| 24-19-0 | | 0-6-0 | | 4-5-0 | | OVERALL | | 7-5-0 | | 2-1-0 | | 11-2-0 | | | | | | | |
| 17-8-0 | | 0-3-0 | | 2-1-0 | | HOME | | 4-2-0 | | 1-0-0 | | 10-2-0 | | | | | | | |
| 7-10-0 | | 0-3-0 | | 2-4-0 | | AWAY | | 3-3-0 | | 1-0-0 | | 1-0-0 | | | | | | | |
| 0-1-0 | | 0-0-0 | | 0-0-0 | | NEUTRAL | | 0-0-0 | | 0-1-0 | | 0-0-0 | | | | | | | |
| 15-4-0 | | 0-0-0 | | 0-0-0 | | NON-CONFERENCE | | 6-3-0 | | 2-1-0 | | 7-0-0 | | | | | | | |
| 11-2-0 | | 0-0-0 | | 0-0-0 | | HOME | | 4-2-0 | | 1-0-0 | | 6-0-0 | | | | | | | |
| 4-1-0 | | 0-0-0 | | 0-0- | | AWAY | | 2-1-0 | | 1-0-0 | | 1-0-0 | | | | | | | |
| 0-1-0 | | 0-0-0 | | 0-0-0 | | NEUTRAL | | 0-0-0 | | 0-1-0 | | 0-0-0 | | | | | | | |
| 9-15-0 | | 0-6-0 | | 4-5-0 | | CONFERENCE | | 1-2-0 | | 0-0-0 | | 4-2-0 | | | | | | | |
| 6-6-0 | | 0-3-0 | | 2-1-0 | | HOME | | 0-0-0 | | 0-0-0 | | 4-2-0 | | | | | | | |
| 3-9-0 | | 0-3-0 | | 2-4-0 | | AWAY | | 1-2-0 | | 0-0-0 | | 0-0-0 | | | | | | | |
| 0-0-0 | | 0-0-0 | | 0-0-0 | | NEUTRAL | | 0-0-0 | | 0-0-0 | | 0-0-0 | | | | | | | |
| RPI | S | Opponent | | Score | | RPI | S | Opponent | | Score | | RPI | S | Opponent | | Score | | | |
| 5 | A | Florida St. | | 1 | 6 | 33 | H | Georgia Tech | | 1 | 0 | 61 | A | Duke | | 10 | 11 | | |
| 5 | A | Florida St. | | 8 | 9 | 33 | H | Georgia Tech | | 0 | 1 | 61 | A | Duke | | 6 | 2 | | |
| 5 | A | Florida St. | | 2 | 8 | 33 | H | Georgia Tech | | 7 | 1 | 61 | A | Duke | | 0 | 2 | | |
| 18 | H | Miami (FL) | | 1 | 2 | 37 | A | Maryland | | 2 | 5 | 63 | A | East Carolina | | 0 | 7 | | |
| 18 | H | Miami (FL) | | 1 | 2 | 37 | A | Maryland | | 0 | 10 | 63 | H | East Carolina | | 3 | 2 | | |
| 18 | H | Miami (FL) | | 5 | 12 | 37 | A | Maryland | | 4 | 7 | 76 | A | Campbell | | 9 | 2 | | |
| | | | | | | 46 | A | Clemson | | 7 | 1 | 76 | H | Campbell | | 0 | 9 | | |
| | | | | | | 46 | A | Clemson | | 1 | 6 | 87 | A | UNC Wilmington | | 11 | 2 | | |
| | | | | | | 46 | A | Clemson | | 9 | 4 | 87 | H | UNC Wilmington | | 10 | 2 | | |
| | | | | | | | | | | | | 91 | H | Davidson | | 7 | 5 | | |
| | | | | | | | | | | | | 100 | H | Canisius | | 11 | 4 | | |
| | | | | | | | | | | | | 100 | H | Canisius | | 0 | 3 | | |
| | | | | | | | | | | | | | | | | | | | |
| | | | | | | | | | | | | | | | | | | | |
| | | | | | | | | | | | | | | | | | | | |
| | | | | | | | | | | | | | | | | | | | |
| | | | | | | | | | | | | | | | | | | | |
| | | | | | | | | | | | | | | | | | | | |
| | | | | | | | | | | | | | | | | | | | |
| | | | | | | | | | | | | | | | | | | | |
| | | | | | | | | | | | | | | | | | | | |
| | | | | | | | | | | | | | | | | | | | |
| | | | | | | | | | | | | | | | | | | | |
| | | | | | | | | | | | | | | | | | | | |
| | | | | | | | | | | | | | | | | | | | |
| | | | | | | | | | | | | | | | | | | | |
| | | | | | | | | | | | | | | | | | | | |
| | | | | | | | | | | | | | | | | | | | |
| | | | | | | | | | | | | | | | | | | | |
| | | | | | | | | | | | | | | | | | | | |
| | | | | | | | | | | | | | | | | | | | |
| | | | | | | | | | | | | | | | | | | | |
| | | | | | | | | | | | | | | | | | | | |
| | | | | | | | | | | | | | | | | | | | |
| | | | | | | | | | | | | | | | | | | | |
| | | | | | | | | | | | | | | | | | | | |
| | | | | | | | | | | | | | | | | | | | |
| | | | | | | | | | | | | | | | | | | | |
| | | | | | | | | | | | | | | | | | | | |
| | | | | | | | | | | | | | | | | | | | |
| | | | | | | | | | | | | | | | | | | | |
| | | | | | | | | | | | | | | | | | | | |
| | | | | | | | | | | | | | | | | | | | |
| | | | | | | | | | | | | | | | | | | | |
| | | | | | | | | | | | | | | | | | | | |
| | | | | | | | | | | | | | | | | | | | |
| | | | | | | | | | | | | | | | | | | | |
| | | | | | | | | | | | | | | | | | | | |
| | | | | | | | | | | | | | | | | | | | |
| | | | | | | | | | | | | | | | | | | | |
| | | | | | | | | | | | | | | | | | | | |
| | | | | | | | | | | | | | | | | | | | |
| | | | | | | | | | | | | | | | | | | | |
| | | | | | | | | | | | | | | | | | | | |
| | | | | | | | | | | | | | | | | | | | |
| | | | | | | | | | | | | | | | | | | | |
| | | | | | | | | | | | | | | | | | | | |

Non-Div. I Games:

North Carolina St.

| | | |
|----------------------|---|---|
| 151 H Boston College | 7 | 9 |
| 151 H Boston College | 5 | 7 |

N
o
r
t
h
C
a
r
o
l
i
n
a
S
t
.

N
o
r
t
h
C
a
r
o
l
i
n
a
S
t
.

| Average RPI Win: | 122 | WON-LOST RECORD | WINNING PCT. RANK | LAST 15 GAMES | STRENGTH OF SCHEDULE | OPP. STRENGTH OF SCHEDULE | TEAM RPI | ADJ RPI | CONF. RPI | ADJ CONF. RPI | | |
|------------------|----------|-----------------|------------------------|----------------|----------------------|---------------------------|----------|--------------------------|-----------|---------------|-------|---|
| DIV. I ONLY | | 24-21-0 | .53333 | 129 | 8-7-0 | 30 | 144 | 69 | .5363 | 69 | 7 | 7 |
| DIV. I NON-CONF. | | 13-8-0 | .61905 | 76 | 3-1-0 | 36 | 90 | 38 | .55572 | 38 | 7 | 7 |
| <hr/> | | | | | | | | | | | | |
| TOTALS | RPI 1-25 | RPI 26-50 | | W-L RECORDS | | RPI 51-100 | | RPI 101-150 | | RPI 150+ | | |
| 24-21-0 | 0-0-0 | 4-9-0 | | OVERALL | | 6-3-0 | | 5-8-0 | | 9-1-0 | | |
| 18-8-0 | 0-0-0 | 4-6-0 | | HOME | | 3-0-0 | | 4-2-0 | | 7-0-0 | | |
| 6-13-0 | 0-0-0 | 0-3-0 | | AWAY | | 3-3-0 | | 1-6-0 | | 2-1-0 | | |
| 0-0-0 | 0-0-0 | 0-0-0 | | NEUTRAL | | 0-0-0 | | 0-0-0 | | 0-0-0 | | |
| 13-8-0 | 0-0-0 | 3-1-0 | | NON-CONFERENCE | | 5-1-0 | | 1-6-0 | | 4-0-0 | | |
| 11-3-0 | 0-0-0 | 3-1-0 | | HOME | | 3-0-0 | | 1-2-0 | | 4-0-0 | | |
| 2-5-0 | 0-0-0 | 0-0- | | AWAY | | 2-1-0 | | 0-4-0 | | 0-0-0 | | |
| 0-0-0 | 0-0-0 | 0-0-0 | | NEUTRAL | | 0-0-0 | | 0-0-0 | | 0-0-0 | | |
| 11-13-0 | 0-0-0 | 1-8-0 | | CONFERENCE | | 1-2-0 | | 4-2-0 | | 5-1-0 | | |
| 7-5-0 | 0-0-0 | 1-5-0 | | HOME | | 0-0-0 | | 3-0-0 | | 3-0-0 | | |
| 4-8-0 | 0-0-0 | 0-3-0 | | AWAY | | 1-2-0 | | 1-2-0 | | 2-1-0 | | |
| 0-0-0 | 0-0-0 | 0-0-0 | | NEUTRAL | | 0-0-0 | | 0-0-0 | | 0-0-0 | | |
| RPI | S | Opponent | Score | RPI | S | Opponent | Score | RPI | S | Opponent | Score | |
| | | | 26 H UNLV | 0 | 7 | 54 A UC Irvine | 2 0 | 118 A Creighton | 2 | 6 | | |
| | | | 26 H UNLV | 2 | 0 | 54 A UC Irvine | 8 7 | 118 A Creighton | 1 | 2 | | |
| | | | 26 H UNLV | 0 | 6 | 54 A UC Irvine | 0 1 | 120 A Nevada | 8 | 9 | | |
| | | | 38 H Texas A&M | 5 | 0 | 56 A San Diego St. | 1 2 | 120 A Nevada | 8 | 9 | | |
| | | | 38 H Texas A&M | 6 | 5 | 56 A San Diego St. | 0 1 | 120 A Nevada | 20 | 10 | | |
| | | | 38 H Texas A&M | 1 | 0 | 56 A San Diego St. | 6 4 | 120 H Nevada | 4 | 1 | | |
| | | | 49 H UC Santa Barbara | 4 | 5 | 64 H Cal St. Fullerton | 2 1 | 120 H Nevada | 5 | 3 | | |
| | | | 50 A New Mexico | 4 | 5 | 78 H California | 7 4 | 120 H Nevada | 11 | 9 | | |
| | | | 50 A New Mexico | 6 | 11 | 78 H California | 6 0 | 121 A Sacramento St. | 1 | 2 | | |
| | | | 50 A New Mexico | 1 | 4 | | | 121 H Sacramento St. | 4 | 6 | | |
| | | | 50 H New Mexico | 4 | 6 | | | 122 A Pacific | 4 | 6 | | |
| | | | 50 H New Mexico | 2 | 6 | | | 122 H Pacific | 3 | 7 | | |
| | | | 50 H New Mexico | 7 | 9 | | | 147 H BYU | 2 | 1 | | |
| | | | | | | | | 153 H Grand Canyon | 10 | 1 | | |
| | | | | | | | | 189 H Cal St. Northridge | 8 | 2 | | |
| | | | | | | | | 202 A Air Force | 7 | 5 | | |
| | | | | | | | | 202 A Air Force | 2 | 6 | | |
| | | | | | | | | 202 A Air Force | 10 | 8 | | |
| | | | | | | | | 202 H Air Force | 6 | 1 | | |
| | | | | | | | | 202 H Air Force | 11 | 1 | | |
| | | | | | | | | 202 H Air Force | 8 | 1 | | |
| | | | | | | | | 212 H Penn St. | 12 | 3 | | |
| | | | | | | | | 212 H Penn St. | 13 | 3 | | |
| LAST 15 GAMES | | | | | | | | | | | | |
| | | | 202 H Air Force | 11 | 1 | 120 A Nevada | 20 10 | | | | | |
| | | | 202 H Air Force | 6 | 1 | 122 A Pacific | 4 6 | | | | | |
| | | | 202 H Air Force | 8 | 1 | 50 A New Mexico | 1 4 | | | | | |
| | | | 64 H Cal St. Fullerton | 2 | 1 | | | | | | | |
| | | | 78 H California | 7 | 4 | | | | | | | |

Non-Div. I Games:

Fresno St.

| | | |
|--------------|---|---|
| 120 A Nevada | 8 | 9 |
| 120 A Nevada | 8 | 9 |

F
r
e
s
n
o
s
t
.

F
r
e
s
n
o
s
t
.

| Average RPI Win: 146 | | WON-LOST RECORD | | WINNING PCT. RANK | | LAST 15 GAMES | | STRENGTH OF SCHEDULE | | OPP. STRENGTH OF SCHEDULE | | TEAM RPI | | ADJ RPI | | CONF. RPI | | ADJ CONF. RPI | | | | |
|----------------------|---|-----------------|--|-------------------|----|----------------|---|----------------------|--|---------------------------|---|----------|---|---------------|--|-----------|----|---------------|---|------------------|----|----|
| DIV. I ONLY | | 26-18-0 | | .59091 83 | | 9-6-0 | | 76 | | 123 | | 70 | | .53612 70 | | 12 | | 12 | | | | |
| DIV. I NON-CONF. | | 16-10-0 | | .61538 79 | | 3-0-0 | | 118 | | 79 | | 76 | | .52946 76 | | 17 | | 17 | | | | |
| TOTALS | | RPI 1-25 | | RPI 26-50 | | W-L RECORDS | | RPI 51-100 | | RPI 101-150 | | RPI 150+ | | | | | | | | | | |
| 26-18-0 | | 0-4-0 | | 2-0-0 | | OVERALL | | 4-6-0 | | 6-2-0 | | 14-6-0 | | | | | | | | | | |
| 17-9-0 | | 0-0-0 | | 1-0-0 | | HOME | | 3-4-0 | | 3-1-0 | | 10-4-0 | | | | | | | | | | |
| 9-9-0 | | 0-4-0 | | 1-0-0 | | AWAY | | 1-2-0 | | 3-1-0 | | 4-2-0 | | | | | | | | | | |
| 0-0-0 | | 0-0-0 | | 0-0-0 | | NEUTRAL | | 0-0-0 | | 0-0-0 | | 0-0-0 | | | | | | | | | | |
| 16-10-0 | | 0-4-0 | | 2-0-0 | | NON-CONFERENCE | | 2-2-0 | | 2-0-0 | | 10-4-0 | | | | | | | | | | |
| 12-5-0 | | 0-0-0 | | 1-0-0 | | HOME | | 2-2-0 | | 1-0-0 | | 8-3-0 | | | | | | | | | | |
| 4-5-0 | | 0-4-0 | | 1-0- | | AWAY | | 0-0-0 | | 1-0-0 | | 2-1-0 | | | | | | | | | | |
| 0-0-0 | | 0-0-0 | | 0-0-0 | | NEUTRAL | | 0-0-0 | | 0-0-0 | | 0-0-0 | | | | | | | | | | |
| 10-8-0 | | 0-0-0 | | 0-0-0 | | CONFERENCE | | 2-4-0 | | 4-2-0 | | 4-2-0 | | | | | | | | | | |
| 5-4-0 | | 0-0-0 | | 0-0-0 | | HOME | | 1-2-0 | | 2-1-0 | | 2-1-0 | | | | | | | | | | |
| 5-4-0 | | 0-0-0 | | 0-0-0 | | AWAY | | 1-2-0 | | 2-1-0 | | 2-1-0 | | | | | | | | | | |
| 0-0-0 | | 0-0-0 | | 0-0-0 | | NEUTRAL | | 0-0-0 | | 0-0-0 | | 0-0-0 | | | | | | | | | | |
| RPI | S | Opponent | | Score | | RPI | S | Opponent | | Score | | RPI | S | Opponent | | Score | | | | | | |
| 20 | A | Alabama | | 1 | 12 | 47 | A | Auburn | | 8 | 1 | 58 | H | Western Caro. | | 7 | 10 | 111 | H | Elon | 5 | 7 |
| 23 | A | Louisville | | 2 | 18 | 47 | H | Auburn | | 7 | 6 | 58 | H | Western Caro. | | 10 | 4 | 111 | H | Elon | 13 | 8 |
| 23 | A | Louisville | | 2 | 4 | | | | | | | 58 | H | Western Caro. | | 1 | 7 | 111 | H | Elon | 9 | 8 |
| 23 | A | Louisville | | 10 | 20 | | | | | | | 79 | H | Memphis | | 3 | 8 | 127 | A | Ga. Southern | 7 | 2 |
| | | | | | | | | | | | | 79 | H | Memphis | | 6 | 11 | 127 | A | Ga. Southern | 2 | 4 |
| | | | | | | | | | | | | 79 | H | Memphis | | 3 | 2 | 127 | A | Ga. Southern | 7 | 2 |
| | | | | | | | | | | | | 85 | H | UAB | | 13 | 5 | 144 | A | Jacksonville St. | 7 | 6 |
| | | | | | | | | | | | | 91 | A | Davidson | | 2 | 7 | 144 | H | Jacksonville St. | 5 | 2 |
| | | | | | | | | | | | | 91 | A | Davidson | | 6 | 5 | 156 | H | La.-Monroe | 9 | 3 |
| | | | | | | | | | | | | 91 | A | Davidson | | 9 | 10 | 156 | H | La.-Monroe | 9 | 6 |
| | | | | | | | | | | | | | | | | | | 156 | H | La.-Monroe | 6 | 5 |
| | | | | | | | | | | | | | | | | | | 171 | A | Alabama St. | 8 | 6 |
| | | | | | | | | | | | | | | | | | | 171 | H | Alabama St. | 7 | 23 |
| | | | | | | | | | | | | | | | | | | 179 | A | Citadel | 8 | 3 |
| | | | | | | | | | | | | | | | | | | 179 | A | Citadel | 5 | 3 |
| | | | | | | | | | | | | | | | | | | 179 | A | Citadel | 2 | 4 |
| | | | | | | | | | | | | | | | | | | 181 | A | Troy | 11 | 9 |
| | | | | | | | | | | | | | | | | | | 181 | H | Troy | 6 | 2 |
| | | | | | | | | | | | | | | | | | | 184 | H | Furman | 9 | 11 |
| | | | | | | | | | | | | | | | | | | 184 | H | Furman | 13 | 5 |
| | | | | | | | | | | | | | | | | | | 184 | H | Furman | 9 | 5 |
| | | | | | | | | | | | | | | | | | | 197 | H | Purdue | 4 | 3 |
| | | | | | | | | | | | | | | | | | | 225 | H | Valparaiso | 5 | 6 |
| | | | | | | | | | | | | | | | | | | 225 | H | Valparaiso | 10 | 7 |
| | | | | | | | | | | | | | | | | | | 225 | H | Valparaiso | 8 | 11 |
| | | | | | | | | | | | | | | | | | | 238 | H | Butler | 6 | 2 |
| | | | | | | | | | | | | | | | | | | 238 | H | Butler | 10 | 9 |
| | | | | LAST 15 GAMES | | | | | | | | | | | | | | | | | | |
| | | | | | | | | | | | | | | | | | | 58 | H | Western Caro. | 1 | 7 |
| | | | | | | | | | | | | | | | | | | 58 | H | Western Caro. | 7 | 10 |
| | | | | | | | | | | | | | | | | | | 58 | H | Western Caro. | 10 | 4 |
| | | | | | | | | | | | | | | | | | | 181 | H | Troy | 6 | 2 |
| | | | | | | | | | | | | | | | | | | 127 | A | Ga. Southern | 7 | 2 |

Non-Div. I Games:

Samford

| | | | | |
|-----|---|--------------|---|---|
| 127 | A | Ga. Southern | 2 | 4 |
| 127 | A | Ga. Southern | 7 | 2 |

| RPI | S | Opponent | Score | |
|-----|---|-------------|-------|---|
| 281 | A | Alabama A&M | 3 | 5 |

Samford

S
a
m
f
o
r
d

S
a
m
f
o
r
d

| Average RPI Win: | | 180 | WON-LOST RECORD | | WINNING PCT. RANK | | LAST 15 GAMES | | STRENGTH OF SCHEDULE | | OPP. STRENGTH OF SCHEDULE | | TEAM RPI | | ADJ RPI | | CONF. RPI | | ADJ CONF. RPI | | | | | |
|------------------|---|----------|-----------------|-----------|-------------------|----------------|---------------|--------------|----------------------|-------------|---------------------------|----------|----------|----------------|---------|-------|-----------|-----|---------------|---------------|----|----|----|--|
| DIV. I ONLY | | | 27-15-0 | | .64286 | | 53 | | 9-6-0 | | 134 | | 157 | | 71 | | .53488 | | 71 | | 13 | | 13 | |
| DIV. I NON-CONF. | | | 16-12-0 | | .57143 | | 102 | | 0-3-0 | | 91 | | 180 | | 86 | | .52372 | | 86 | | 13 | | 13 | |
| TOTALS | | RPI 1-25 | | RPI 26-50 | | W-L RECORDS | | RPI 51-100 | | RPI 101-150 | | RPI 150+ | | | | | | | | | | | | |
| 27-15-0 | | 0-2-0 | | 1-3-0 | | OVERALL | | 5-3-0 | | 3-1-0 | | 18-6-0 | | | | | | | | | | | | |
| 18-7-0 | | 0-1-0 | | 0-0-0 | | HOME | | 3-1-0 | | 2-1-0 | | 13-4-0 | | | | | | | | | | | | |
| 9-8-0 | | 0-1-0 | | 1-3-0 | | AWAY | | 2-2-0 | | 1-0-0 | | 5-2-0 | | | | | | | | | | | | |
| 0-0-0 | | 0-0-0 | | 0-0-0 | | NEUTRAL | | 0-0-0 | | 0-0-0 | | 0-0-0 | | | | | | | | | | | | |
| 16-12-0 | | 0-2-0 | | 1-3-0 | | NON-CONFERENCE | | 3-2-0 | | 3-1-0 | | 9-4-0 | | | | | | | | | | | | |
| 12-5-0 | | 0-1-0 | | 0-0-0 | | HOME | | 1-0-0 | | 2-1-0 | | 9-3-0 | | | | | | | | | | | | |
| 4-7-0 | | 0-1-0 | | 1-0- | | AWAY | | 2-2-0 | | 1-0-0 | | 0-1-0 | | | | | | | | | | | | |
| 0-0-0 | | 0-0-0 | | 0-0-0 | | NEUTRAL | | 0-0-0 | | 0-0-0 | | 0-0-0 | | | | | | | | | | | | |
| 11-3-0 | | 0-0-0 | | 0-0-0 | | CONFERENCE | | 2-1-0 | | 0-0-0 | | 9-2-0 | | | | | | | | | | | | |
| 6-2-0 | | 0-0-0 | | 0-0-0 | | HOME | | 2-1-0 | | 0-0-0 | | 4-1-0 | | | | | | | | | | | | |
| 5-1-0 | | 0-0-0 | | 0-0-0 | | AWAY | | 0-0-0 | | 0-0-0 | | 5-1-0 | | | | | | | | | | | | |
| 0-0-0 | | 0-0-0 | | 0-0-0 | | NEUTRAL | | 0-0-0 | | 0-0-0 | | 0-0-0 | | | | | | | | | | | | |
| RPI | S | Opponent | | Score | | RPI | S | Opponent | | Score | | RPI | S | Opponent | | Score | | | | | | | | |
| 1 | A | Virginia | | 2 | 11 | 29 | A | Old Dominion | | 5 | 20 | 76 | A | Campbell | | 7 | 6 | 136 | H | Army | | 21 | 3 | |
| 1 | H | Virginia | | 2 | 17 | 36 | A | High Point | | 8 | 9 | 76 | A | Campbell | | 1 | 2 | 136 | H | Army | | 2 | 4 | |
| | | | | | | 36 | A | High Point | | 4 | 2 | 76 | A | Campbell | | 19 | 7 | 136 | H | Army | | 7 | 6 | |
| | | | | | | 36 | A | High Point | | 3 | 6 | 87 | H | UNC Wilmington | | 2 | 8 | 137 | A | Virginia Tech | | 7 | 0 | |
| | | | | | | | | | | | | 87 | H | UNC Wilmington | | 14 | 2 | 155 | H | Delaware | | 13 | 10 | |
| | | | | | | | | | | | | 87 | H | UNC Wilmington | | 10 | 2 | 155 | H | Delaware | | 5 | 4 | |
| | | | | | | | | | | | | 95 | A | VMI | | 1 | 5 | 176 | A | James Madison | | 24 | 6 | |
| | | | | | | | | | | | | 98 | H | Radford | | 7 | 6 | 176 | A | James Madison | | 13 | 5 | |
| | | | | | | | | | | | | | | | | | | 176 | A | James Madison | | 8 | 9 | |
| | | | | | | | | | | | | | | | | | | 196 | A | Richmond | | 3 | 10 | |
| | | | | | | | | | | | | | | | | | | 196 | H | Richmond | | 16 | 11 | |
| | | | | | | | | | | | | | | | | | | 198 | A | Northeastern | | 3 | 2 | |
| | | | | | | | | | | | | | | | | | | 198 | A | Northeastern | | 8 | 6 | |
| | | | | | | | | | | | | | | | | | | 198 | A | Northeastern | | 5 | 3 | |
| | | | | | | | | | | | | | | | | | | 206 | H | Hofstra | | 4 | 7 | |
| | | | | | | | | | | | | | | | | | | 206 | H | Hofstra | | 7 | 0 | |
| | | | | | | | | | | | | | | | | | | 206 | H | Hofstra | | 12 | 1 | |
| | | | | | | | | | | | | | | | | | | 218 | H | UMass Lowell | | 16 | 4 | |
| | | | | | | | | | | | | | | | | | | 229 | H | Longwood | | 7 | 9 | |
| | | | | | | | | | | | | | | | | | | 245 | H | Brown | | 16 | 4 | |
| | | | | | | | | | | | | | | | | | | 245 | H | Brown | | 15 | 16 | |
| | | | | | | | | | | | | | | | | | | 268 | H | UMBC | | 7 | 2 | |
| | | | | | | | | | | | | | | | | | | 268 | H | UMBC | | 2 | 1 | |
| | | | | | | | | | | | | | | | | | | 268 | H | UMBC | | 15 | 6 | |
| | | | | | | | | | | | | | | | | | | 273 | H | Norfolk St. | | 2 | 3 | |
| | | | | | | | | | | | | | | | | | | 290 | H | Iona | | 2 | 0 | |
| | | | | | | | | | | | | | | | | | | 290 | H | Iona | | 16 | 4 | |
| LAST 15 GAMES | | | | | | | | | | | | | | | | | | | | | | | | |
| | | | | | | 206 | H | Hofstra | | 7 | 0 | 176 | A | James Madison | | 24 | 6 | 268 | H | UMBC | | 2 | 1 | |
| | | | | | | 206 | H | Hofstra | | 4 | 7 | 176 | A | James Madison | | 8 | 9 | 268 | H | UMBC | | 15 | 6 | |
| | | | | | | 206 | H | Hofstra | | 12 | 1 | 176 | A | James Madison | | 13 | 5 | 273 | H | Norfolk St. | | 2 | 3 | |
| | | | | | | 198 | A | Northeastern | | 8 | 6 | | | | | | | 290 | H | Iona | | 2 | 0 | |
| | | | | | | 198 | A | Northeastern | | 3 | 2 | | | | | | | 290 | H | Iona | | 16 | 4 | |

Non-Div. I Games:

William & Mary

| | | | | |
|-----|---|--------------|---|----|
| 198 | A | Northeastern | 5 | 3 |
| 1 | A | Virginia | 2 | 11 |

| RPI | S | Opponent | Score | |
|-----|---|----------|-------|---|
| 290 | H | Iona | 31 | 1 |

William & Mary

W
i
l
l
i
a
m
&
M
a
r
y

W
i
l
l
i
a
m
&
M
a
r
y

| | | | | | | | | | | | | |
|-------------------|----------|------------|-----------|----------------|-------------|-----------------|-------|-------------|--------|-------------------|-------|----|
| Average RPI Win: | 144 | WON-LOST | WINNING | LAST 15 | STRENGTH OF | OPP. STRENGTH | TEAM | ADJ | CONF. | ADJ CONF. | | |
| Average RPI Loss: | 89 | RECORD | PCT. RANK | GAMES | SCHEDULE | OF SCHEDULE | RPI | RPI | RPI | RPI | | |
| DIV. I ONLY | | 23-20-0 | .53488 | 127 | 9-6-0 | 51 | 124 | 72 | .53401 | 72 | 15 | 17 |
| DIV. I NON-CONF. | | 12-9-0 | .57143 | 102 | 3-1-0 | 33 | 53 | 41 | .55165 | 41 | 18 | 18 |
| <hr/> | | | | | | | | | | | | |
| TOTALS | RPI 1-25 | RPI 26-50 | | W-L RECORDS | | RPI 51-100 | | RPI 101-150 | | RPI 150+ | | |
| 23-20-0 | 0-3-0 | 3-4-0 | | OVERALL | | 5-3-0 | | 5-9-0 | | 10-1-0 | | |
| 14-8-0 | 0-0-0 | 2-2-0 | | HOME | | 3-2-0 | | 2-3-0 | | 7-1-0 | | |
| 9-12-0 | 0-3-0 | 1-2-0 | | AWAY | | 2-1-0 | | 3-6-0 | | 3-0-0 | | |
| 0-0-0 | 0-0-0 | 0-0-0 | | NEUTRAL | | 0-0-0 | | 0-0-0 | | 0-0-0 | | |
| 12-9-0 | 0-3-0 | 2-2-0 | | NON-CONFERENCE | | 5-3-0 | | 1-1-0 | | 4-0-0 | | |
| 9-3-0 | 0-0-0 | 1-0-0 | | HOME | | 3-2-0 | | 1-1-0 | | 4-0-0 | | |
| 3-6-0 | 0-3-0 | 1-0- | | AWAY | | 2-1-0 | | 0-0-0 | | 0-0-0 | | |
| 0-0-0 | 0-0-0 | 0-0-0 | | NEUTRAL | | 0-0-0 | | 0-0-0 | | 0-0-0 | | |
| 11-11-0 | 0-0-0 | 1-2-0 | | CONFERENCE | | 0-0-0 | | 4-8-0 | | 6-1-0 | | |
| 5-5-0 | 0-0-0 | 1-2-0 | | HOME | | 0-0-0 | | 1-2-0 | | 3-1-0 | | |
| 6-6-0 | 0-0-0 | 0-0-0 | | AWAY | | 0-0-0 | | 3-6-0 | | 3-0-0 | | |
| 0-0-0 | 0-0-0 | 0-0-0 | | NEUTRAL | | 0-0-0 | | 0-0-0 | | 0-0-0 | | |
| RPI | S | Opponent | Score | RPI | S | Opponent | Score | RPI | S | Opponent | Score | |
| 11 | A | Texas Tech | 2 3 | 31 | A | Dallas Baptist | 4 5 | 57 | A | Kansas | 8 7 | |
| 11 | A | Texas Tech | 1 4 | 31 | A | Dallas Baptist | 6 4 | 80 | H | Southeast Mo. St. | 5 7 | |
| 11 | A | Texas Tech | 2 7 | 31 | A | Dallas Baptist | 5 10 | 80 | H | Southeast Mo. St. | 6 2 | |
| | | | | 40 | H | Oklahoma St. | 15 8 | 80 | H | Southeast Mo. St. | 4 10 | |
| | | | | 44 | H | Sam Houston St. | 4 7 | 84 | A | Wichita St. | 5 6 | |
| | | | | 44 | H | Sam Houston St. | 1 2 | 84 | H | Wichita St. | 9 4 | |
| | | | | 44 | H | Sam Houston St. | 7 4 | 89 | A | Oklahoma | 2 0 | |
| | | | | | | | | 89 | H | Oklahoma | 3 0 | |
| | | | | | | | | | | | | |
| | | | | | | | | | | | | |
| | | | | | | | | | | | | |
| | | | | | | | | | | | | |
| | | | | | | | | | | | | |
| | | | | | | | | | | | | |
| | | | | | | | | | | | | |
| | | | | | | | | | | | | |
| | | | | | | | | | | | | |
| | | | | | | | | | | | | |
| | | | | | | | | | | | | |
| | | | | | | | | | | | | |
| | | | | | | | | | | | | |
| | | | | | | | | | | | | |
| | | | | | | | | | | | | |
| | | | | | | | | | | | | |
| | | | | | | | | | | | | |
| | | | | | | | | | | | | |
| | | | | | | | | | | | | |
| | | | | | | | | | | | | |
| | | | | | | | | | | | | |
| | | | | | | | | | | | | |
| | | | | | | | | | | | | |
| | | | | | | | | | | | | |
| | | | | | | | | | | | | |
| | | | | | | | | | | | | |
| | | | | | | | | | | | | |
| | | | | | | | | | | | | |
| | | | | | | | | | | | | |
| | | | | | | | | | | | | |
| | | | | | | | | | | | | |
| | | | | | | | | | | | | |
| | | | | | | | | | | | | |
| | | | | | | | | | | | | |
| | | | | | | | | | | | | |
| | | | | | | | | | | | | |
| | | | | | | | | | | | | |
| | | | | | | | | | | | | |
| | | | | | | | | | | | | |
| | | | | | | | | | | | | |
| | | | | | | | | | | | | |
| | | | | | | | | | | | | |
| | | | | | | | | | | | | |
| | | | | | | | | | | | | |
| | | | | | | | | | | | | |
| | | | | | | | | | | | | |
| | | | | | | | | | | | | |
| | | | | | | | | | | | | |
| | | | | | | | | | | | | |
| | | | | | | | | | | | | |
| | | | | | | | | | | | | |
| | | | | | | | | | | | | |
| | | | | | | | | | | | | |
| | | | | | | | | | | | | |
| | | | | | | | | | | | | |
| | | | | | | | | | | | | |
| | | | | | | | | | | | | |
| | | | | | | | | | | | | |
| | | | | | | | | | | | | |
| | | | | | | | | | | | | |
| | | | | | | | | | | | | |
| | | | | | | | | | | | | |
| | | | | | | | | | | | | |
| | | | | | | | | | | | | |
| | | | | | | | | | | | | |
| | | | | | | | | | | | | |
| | | | | | | | | | | | | |
| | | | | | | | | | | | | |
| | | | | | | | | | | | | |
| | | | | | | | | | | | | |
| | | | | | | | | | | | | |
| | | | | | | | | | | | | |
| | | | </ | | | | | | | | | |

Non-Div. I Games:

Oral Roberts

| | | |
|-----------------------|---|---|
| 180 H Houston Baptist | 5 | 3 |
| 180 H Houston Baptist | 6 | 5 |

O
r
a
l
R
o
b
e
r
t
s

O
r
a
l
R
o
b
e
r
t
s

| | | | | | | | | | | | | |
|-------------------|----------|----------------|-----------|----------------|-------------|-----------------|-------|-------------|--------|----------------|-------|----|
| Average RPI Win: | 183 | WON-LOST | WINNING | LAST 15 | STRENGTH OF | OPP. STRENGTH | TEAM | ADJ | CONF. | ADJ CONF. | | |
| Average RPI Loss: | 118 | RECORD | PCT. RANK | GAMES | SCHEDULE | OF SCHEDULE | RPI | RPI | RPI | RPI | | |
| DIV. I ONLY | | 31-13-0 | .70455 | 25 | 12-3-0 | 209 | 88 | 73 | .53392 | 73 | 13 | 13 |
| DIV. I NON-CONF. | | 21-11-0 | .65625 | 52 | 4-3-0 | 216 | 66 | 89 | .52311 | 89 | 13 | 13 |
| <hr/> | | | | | | | | | | | | |
| TOTALS | RPI 1-25 | RPI 26-50 | | W-L RECORDS | | RPI 51-100 | | RPI 101-150 | | RPI 150+ | | |
| 31-13-0 | 0-4-0 | 2-1-0 | | OVERALL | | 0-0-0 | | 8-2-0 | | 21-6-0 | | |
| 24-6-0 | 0-0-0 | 2-1-0 | | HOME | | 0-0-0 | | 3-2-0 | | 19-3-0 | | |
| 7-7-0 | 0-4-0 | 0-0-0 | | AWAY | | 0-0-0 | | 5-0-0 | | 2-3-0 | | |
| 0-0-0 | 0-0-0 | 0-0-0 | | NEUTRAL | | 0-0-0 | | 0-0-0 | | 0-0-0 | | |
| 21-11-0 | 0-4-0 | 2-1-0 | | NON-CONFERENCE | | 0-0-0 | | 5-2-0 | | 14-4-0 | | |
| 17-4-0 | 0-0-0 | 2-1-0 | | HOME | | 0-0-0 | | 3-2-0 | | 12-1-0 | | |
| 4-7-0 | 0-4-0 | 0-0- | | AWAY | | 0-0-0 | | 2-0-0 | | 2-3-0 | | |
| 0-0-0 | 0-0-0 | 0-0-0 | | NEUTRAL | | 0-0-0 | | 0-0-0 | | 0-0-0 | | |
| 10-2-0 | 0-0-0 | 0-0-0 | | CONFERENCE | | 0-0-0 | | 3-0-0 | | 7-2-0 | | |
| 7-2-0 | 0-0-0 | 0-0-0 | | HOME | | 0-0-0 | | 0-0-0 | | 7-2-0 | | |
| 3-0-0 | 0-0-0 | 0-0-0 | | AWAY | | 0-0-0 | | 3-0-0 | | 0-0-0 | | |
| 0-0-0 | 0-0-0 | 0-0-0 | | NEUTRAL | | 0-0-0 | | 0-0-0 | | 0-0-0 | | |
| RPI | S | Opponent | Score | RPI | S | Opponent | Score | RPI | S | Opponent | Score | |
| 6 | A | South Carolina | 2 4 | 42 | H | North Carolina | 7 4 | 125 | A | Towson | 8 6 | |
| 9 | A | Houston | 1 7 | 42 | H | North Carolina | 3 1 | 125 | A | Towson | 5 3 | |
| 9 | A | Houston | 3 8 | 42 | H | North Carolina | 3 12 | 125 | A | Towson | 14 5 | |
| 9 | A | Houston | 2 3 | | | | | 127 | A | Ga. Southern | 5 3 | |
| | | | | | | | | 127 | H | Ga. Southern | 3 7 | |
| | | | | | | | | 128 | H | Kent St. | 6 8 | |
| | | | | | | | | 133 | H | Michigan | 4 3 | |
| | | | | | | | | 133 | H | Michigan | 3 2 | |
| | | | | | | | | 149 | A | Jacksonville | 4 1 | |
| | | | | | | | | 149 | H | Jacksonville | 4 3 | |
| | | | | | | | | 155 | H | Delaware | 6 2 | |
| | | | | | | | | 155 | H | Delaware | 8 3 | |
| | | | | | | | | 155 | H | Delaware | 12 1 | |
| | | | | | | | | 169 | H | Charlotte | 5 2 | |
| | | | | | | | | 176 | H | James Madison | 6 2 | |
| | | | | | | | | 176 | H | James Madison | 5 0 | |
| | | | | | | | | 176 | H | James Madison | 12 2 | |
| | | | | | | | | 179 | A | Citadel | 4 5 | |
| | | | | | | | | 179 | A | Citadel | 8 0 | |
| | | | | | | | | 179 | H | Citadel | 11 5 | |
| | | | | | | | | 186 | H | Toledo | 2 5 | |
| | | | | | | | | 187 | A | Coastal Caro. | 0 3 | |
| | | | | LAST 15 GAMES | | | | | | | | |
| | | | | 237 | H | Bethune-Cookman | 3 2 | 176 | H | James Madison | 6 2 | |
| | | | | 237 | H | Bethune-Cookman | 4 3 | 127 | H | Ga. Southern | 3 7 | |
| | | | | 237 | H | Bethune-Cookman | 2 1 | 155 | H | Delaware | 8 3 | |
| | | | | 127 | A | Ga. Southern | 5 3 | | | | | |
| | | | | 187 | A | Coastal Caro. | 0 3 | | | | | |
| | | | | | | | | 231 | A | Charleston So. | 9 2 | |
| | | | | | | | | 231 | H | Charleston So. | 12 3 | |

Non-Div. I Games:

Col. of Charleston

| | | | | |
|-----|---|---------------|----|---|
| 176 | H | James Madison | 12 | 2 |
| 176 | H | James Madison | 5 | 0 |

| RPI | S | Opponent | Score | |
|-----|---|-----------------|-------|---|
| 237 | H | Bethune-Cookman | 4 | 3 |
| 237 | H | Bethune-Cookman | 3 | 2 |
| 237 | H | Bethune-Cookman | 2 | 1 |
| 254 | A | USC Upstate | 1 | 2 |
| 257 | H | Rhode Island | 7 | 4 |
| 257 | H | Rhode Island | 1 | 0 |
| 257 | H | Rhode Island | 7 | 3 |
| 283 | H | Marist | 5 | 4 |
| 283 | H | Marist | 7 | 3 |
| 283 | H | Marist | 7 | 0 |

| Average RPI Win: | | 134 | WON-LOST RECORD | | WINNING PCT. RANK | LAST 15 GAMES | | STRENGTH OF SCHEDULE | | OPP. STRENGTH OF SCHEDULE | TEAM RPI | ADJ RPI | CONF. RPI | ADJ CONF. RPI | | | |
|-------------------|---|----------|-----------------|-----------|-------------------|----------------|-------|----------------------|-----|---------------------------|----------|----------|-----------|------------------------|----|-------|----|
| Average RPI Loss: | | 121 | | | | | | | | | | | | | | | |
| DIV. I ONLY | | | 28-16-0 | | .63636 | 56 | 8-7-0 | | 152 | 81 | 74 | .53356 | 74 | 14 | 14 | | |
| DIV. I NON-CONF. | | | 16-7-0 | | .69565 | 37 | 3-1-0 | | 54 | 48 | 29 | .57065 | 29 | 12 | 12 | | |
| TOTALS | | RPI 1-25 | | RPI 26-50 | | W-L RECORDS | | RPI 51-100 | | RPI 101-150 | | RPI 150+ | | | | | |
| 28-16-0 | | 0-1-0 | | 4-2-0 | | OVERALL | | 7-2-0 | | 7-5-0 | | 10-6-0 | | | | | |
| 16-9-0 | | 0-0-0 | | 2-1-0 | | HOME | | 5-1-0 | | 1-2-0 | | 8-5-0 | | | | | |
| 12-7-0 | | 0-1-0 | | 2-1-0 | | AWAY | | 2-1-0 | | 6-3-0 | | 2-1-0 | | | | | |
| 0-0-0 | | 0-0-0 | | 0-0-0 | | NEUTRAL | | 0-0-0 | | 0-0-0 | | 0-0-0 | | | | | |
| 16-7-0 | | 0-1-0 | | 4-2-0 | | NON-CONFERENCE | | 7-2-0 | | 1-2-0 | | 4-0-0 | | | | | |
| 12-4-0 | | 0-0-0 | | 2-1-0 | | HOME | | 5-1-0 | | 1-2-0 | | 4-0-0 | | | | | |
| 4-3-0 | | 0-1-0 | | 2-0- | | AWAY | | 2-1-0 | | 0-0-0 | | 0-0-0 | | | | | |
| 0-0-0 | | 0-0-0 | | 0-0-0 | | NEUTRAL | | 0-0-0 | | 0-0-0 | | 0-0-0 | | | | | |
| 12-9-0 | | 0-0-0 | | 0-0-0 | | CONFERENCE | | 0-0-0 | | 6-3-0 | | 6-6-0 | | | | | |
| 4-5-0 | | 0-0-0 | | 0-0-0 | | HOME | | 0-0-0 | | 0-0-0 | | 4-5-0 | | | | | |
| 8-4-0 | | 0-0-0 | | 0-0-0 | | AWAY | | 0-0-0 | | 6-3-0 | | 2-1-0 | | | | | |
| 0-0-0 | | 0-0-0 | | 0-0-0 | | NEUTRAL | | 0-0-0 | | 0-0-0 | | 0-0-0 | | | | | |
| RPI | S | Opponent | | Score | | RPI | S | Opponent | | Score | | RPI | S | Opponent | | Score | |
| 25 | A | Oregon | | 3 | 4 | 40 | A | Oklahoma St. | | 10 | 6 | 54 | A | UC Irvine | | 6 | 3 |
| | | | | | | 40 | A | Oklahoma St. | | 5 | 6 | 55 | H | Long Beach St. | | 4 | 3 |
| | | | | | | 40 | A | Oklahoma St. | | 7 | 0 | 56 | A | San Diego St. | | 5 | 8 |
| | | | | | | 50 | H | New Mexico | | 2 | 3 | 56 | H | San Diego St. | | 7 | 1 |
| | | | | | | 50 | H | New Mexico | | 6 | 4 | 64 | H | Cal St. Fullerton | | 5 | 3 |
| | | | | | | 50 | H | New Mexico | | 17 | 2 | 78 | H | California | | 2 | 5 |
| | | | | | | | | | | | | 87 | H | UNC Wilmington | | 5 | 2 |
| | | | | | | | | | | | | 92 | A | UC Riverside | | 13 | 8 |
| | | | | | | | | | | | | 92 | H | UC Riverside | | 7 | 6 |
| | | | | | | | | | | | | | | 139 A San Francisco | | 4 | 6 |
| | | | | | | | | | | | | | | 147 A BYU | | 14 | 7 |
| | | | | | | | | | | | | | | 147 A BYU | | 5 | 1 |
| | | | | | | | | | | | | | | 147 A BYU | | 17 | 8 |
| | | | | | | | | | | | | | | 152 H Loyola Marymount | | 8 | 1 |
| | | | | | | | | | | | | | | 152 H Loyola Marymount | | 3 | 5 |
| | | | | | | | | | | | | | | 152 H Loyola Marymount | | 0 | 7 |
| | | | | | | | | | | | | | | 161 H Gonzaga | | 4 | 1 |
| | | | | | | | | | | | | | | 161 H Gonzaga | | 5 | 1 |
| | | | | | | | | | | | | | | 161 H Gonzaga | | 6 | 5 |
| | | | | | | | | | | | | | | 173 H Santa Clara | | 1 | 2 |
| | | | | | | | | | | | | | | 173 H Santa Clara | | 5 | 8 |
| | | | | | | | | | | | | | | 173 H Santa Clara | | 3 | 5 |
| | | | | | | | | | | | | | | 242 H Northern Ky. | | 13 | 3 |
| | | | | | | | | | | | | | | 242 H Northern Ky. | | 12 | 0 |
| | | | | | | | | | | | | | | 242 H Northern Ky. | | 14 | 8 |
| | | | | | | | | | | | | | | 242 H Northern Ky. | | 19 | 3 |
| | | | | | | | | | | | | | | 254 A Portland | | 9 | 10 |
| | | | | | | | | | | | | | | 254 A Portland | | 12 | 2 |
| LAST 15 GAMES | | | | | | | | | | | | | | | | | |
| | | | | | | 122 | A | Pacific | | 6 | 4 | 173 | H | Santa Clara | | 5 | 8 |
| | | | | | | 122 | A | Pacific | | 1 | 5 | 25 | A | Oregon | | 3 | 4 |
| | | | | | | 122 | A | Pacific | | 3 | 4 | 254 | A | Portland | | 13 | 2 |
| | | | | | | 92 | H | UC Riverside | | 7 | 6 | | | | | | |
| | | | | | | 55 | H | Long Beach St. | | 4 | 3 | | | | | | |

Non-Div. I Games:

San Diego

| | | |
|-------------------|---|---|
| 173 H Santa Clara | 3 | 5 |
| 173 H Santa Clara | 1 | 2 |

| RPI | S | Opponent | Score | |
|-----|---|----------|-------|---|
| 254 | A | Portland | 13 | 2 |

San Diego

S
a
n
D
i
e
g
o

S
a
n
D
i
e
g
o

| Average RPI Win: 221 | | WON-LOST | WINNING | LAST 15 | STRENGTH OF | | OPP. STRENGTH | TEAM | ADJ | | CONF. | ADJ CONF. | | | |
|-----------------------|----------|----------|-----------|---------------|----------------|-------|---------------|-------|-------------|--------|----------|-----------|-------------------|-------|---|
| Average RPI Loss: 131 | | RECORD | PCT. RANK | GAMES | SCHEDULE | | OF SCHEDULE | RPI | RPI | | RPI | RPI | | | |
| DIV. I ONLY | | 26-10-0 | .72222 | 20 | 12-3-0 | | 250 | 201 | 75 | .53319 | 75 | 24 | 24 | | |
| DIV. I NON-CONF. | | 12-6-0 | .66667 | 44 | 2-0-0 | | 246 | 93 | 87 | .52344 | 87 | 25 | 25 | | |
| TOTALS | | RPI 1-25 | RPI 26-50 | | W-L RECORDS | | RPI 51-100 | | RPI 101-150 | | RPI 150+ | | | | |
| 26-10-0 | | 0-1-0 | 1-1-0 | | OVERALL | | 1-3-0 | | 2-1-0 | | 22-4-0 | | | | |
| 8-2-0 | | 0-0-0 | 0-0-0 | | HOME | | 0-0-0 | | 0-0-0 | | 8-2-0 | | | | |
| 12-5-0 | | 0-0-0 | 0-1-0 | | AWAY | | 1-2-0 | | 1-1-0 | | 10-1-0 | | | | |
| 6-3-0 | | 0-1-0 | 1-0-0 | | NEUTRAL | | 0-1-0 | | 1-0-0 | | 4-1-0 | | | | |
| 12-6-0 | | 0-1-0 | 1-1-0 | | NON-CONFERENCE | | 0-1-0 | | 2-1-0 | | 9-2-0 | | | | |
| 4-1-0 | | 0-0-0 | 0-0-0 | | HOME | | 0-0-0 | | 0-0-0 | | 4-1-0 | | | | |
| 3-2-0 | | 0-0-0 | 0-0- | | AWAY | | 0-0-0 | | 1-1-0 | | 2-0-0 | | | | |
| 5-3-0 | | 0-1-0 | 1-0-0 | | NEUTRAL | | 0-1-0 | | 1-0-0 | | 3-1-0 | | | | |
| 14-4-0 | | 0-0-0 | 0-0-0 | | CONFERENCE | | 1-2-0 | | 0-0-0 | | 13-2-0 | | | | |
| 4-1-0 | | 0-0-0 | 0-0-0 | | HOME | | 0-0-0 | | 0-0-0 | | 4-1-0 | | | | |
| 9-3-0 | | 0-0-0 | 0-0-0 | | AWAY | | 1-2-0 | | 0-0-0 | | 8-1-0 | | | | |
| 1-0-0 | | 0-0-0 | 0-0-0 | | NEUTRAL | | 0-0-0 | | 0-0-0 | | 1-0-0 | | | | |
| RPI S | Opponent | Score | | RPI S | Opponent | Score | | RPI S | Opponent | Score | | RPI S | Opponent | Score | |
| 16 N | Kentucky | 2 | 16 | 29 A | Old Dominion | 1 | 16 | 53 A | VCU | 3 | 10 | 111 A | Elon | 5 | 8 |
| | | | | 36 N | High Point | 4 | 1 | 53 A | VCU | 1 | 5 | 115 N | St. John's (NY) | 4 | 3 |
| | | | | | | | | 53 A | VCU | 6 | 2 | 146 A | Penn | 4 | 2 |
| | | | | | | | | 94 N | Iowa | 7 | 9 | 201 N | Georgetown | 4 | 5 |
| | | | | | | | | | | | | 201 N | Georgetown | 3 | 2 |
| | | | | | | | | | | | | 201 N | Georgetown | 15 | 0 |
| | | | | | | | | | | | | 222 H | Dayton | 1 | 6 |
| | | | | | | | | | | | | 222 H | Dayton | 3 | 2 |
| | | | | | | | | | | | | 222 H | Dayton | 10 | 2 |
| | | | | | | | | | | | | 223 N | Gardner-Webb | 5 | 4 |
| | | | | | | | | | | | | 228 H | Monmouth | 14 | 4 |
| | | | | | | | | | | | | 239 A | Villanova | 7 | 6 |
| | | | | | | | | | | | | 239 A | Villanova | 8 | 6 |
| | | | | | | | | | | | | 239 H | Villanova | 9 | 6 |
| | | | | | | | | | | | | 239 H | Villanova | 2 | 8 |
| | | | | | | | | | | | | 241 H | Temple | 11 | 3 |
| | | | | | | | | | | | | 250 A | Fordham | 4 | 3 |
| | | | | | | | | | | | | 250 A | Fordham | 17 | 1 |
| | | | | | | | | | | | | 250 A | Fordham | 13 | 1 |
| | | | | | | | | | | | | 253 A | La Salle | 12 | 2 |
| | | | | | | | | | | | | 253 A | La Salle | 13 | 7 |
| | | | | | | | | | | | | 253 A | La Salle | 6 | 4 |
| | | | | | | | | | | | | 253 N | La Salle | 10 | 3 |
| | | | | | | | | | | | | 265 H | St. Bonaventure | 16 | 3 |
| | | | | | | | | | | | | 265 H | St. Bonaventure | 15 | 3 |
| | | | | | | | | | | | | 277 H | Niagara | 8 | 0 |
| | | | | | | | | | | | | 287 A | George Washington | 3 | 1 |
| | | | | LAST 15 GAMES | | | | | | | | | | | |
| | | | | 253 A | La Salle | 13 | 7 | 222 H | Dayton | 1 | 6 | 253 N | La Salle | 10 | 3 |
| | | | | 253 A | La Salle | 12 | 2 | 250 A | Fordham | 4 | 3 | 265 H | St. Bonaventure | 16 | 3 |
| | | | | 253 A | La Salle | 6 | 4 | 250 A | Fordham | 17 | 1 | 265 H | St. Bonaventure | 15 | 3 |
| | | | | 239 A | Villanova | 7 | 6 | | | | | 277 H | Niagara | 8 | 0 |
| | | | | 253 N | La Salle | 10 | 3 | | | | | 287 A | George Washington | 3 | 1 |

Non-Div. I Games:

Saint Joseph's

| | | |
|--------------|----|---|
| 222 H Dayton | 10 | 2 |
| 222 H Dayton | 3 | 2 |

| RPI | S | Opponent | Score | |
|-----|---|-------------------|-------|---|
| 287 | A | George Washington | 13 | 1 |
| 287 | A | George Washington | 3 | 4 |

Saint Joseph's

S
a
i
n
t
J
o
s
e
p
h
'
s

S
a
i
n
t
J
o
s
e
p
h
'
s

| Average RPI Win: 181 | | WON-LOST RECORD | | WINNING PCT. RANK | | LAST 15 GAMES | | STRENGTH OF SCHEDULE | | OPP. STRENGTH OF SCHEDULE | | TEAM RPI | | ADJ RPI | | CONF. RPI | | ADJ CONF. RPI | | | | | |
|----------------------|---|-----------------|--|-------------------|--|----------------|---|----------------------|--|---------------------------|--|----------|---|--------------------|--|-----------|--|---------------------------|---|-------------------|--|--|--|
| DIV. I ONLY | | 28-14-0 | | .66667 40 | | 9-6-0 | | 162 | | 134 | | 76 | | .53299 76 | | 16 | | 15 | | | | | |
| DIV. I NON-CONF. | | 16-8-0 | | .66667 44 | | 2-3-0 | | 201 | | 119 | | 112 | | .51734 112 | | 19 | | 19 | | | | | |
| TOTALS | | RPI 1-25 | | RPI 26-50 | | W-L RECORDS | | RPI 51-100 | | RPI 101-150 | | RPI 150+ | | | | | | | | | | | |
| 28-14-0 | | 1-2-0 | | 1-2-0 | | OVERALL | | 5-7-0 | | 4-1-0 | | 17-2-0 | | | | | | | | | | | |
| 19-7-0 | | 0-0-0 | | 1-2-0 | | HOME | | 3-3-0 | | 2-0-0 | | 13-2-0 | | | | | | | | | | | |
| 7-7-0 | | 1-2-0 | | 0-0-0 | | AWAY | | 2-4-0 | | 1-1-0 | | 3-0-0 | | | | | | | | | | | |
| 2-0-0 | | 0-0-0 | | 0-0-0 | | NEUTRAL | | 0-0-0 | | 1-0-0 | | 1-0-0 | | | | | | | | | | | |
| 16-8-0 | | 0-0-0 | | 0-0-0 | | NON-CONFERENCE | | 4-5-0 | | 4-1-0 | | 8-2-0 | | | | | | | | | | | |
| 12-5-0 | | 0-0-0 | | 0-0-0 | | HOME | | 3-3-0 | | 2-0-0 | | 7-2-0 | | | | | | | | | | | |
| 2-3-0 | | 0-0-0 | | 0-0- | | AWAY | | 1-2-0 | | 1-1-0 | | 0-0-0 | | | | | | | | | | | |
| 2-0-0 | | 0-0-0 | | 0-0-0 | | NEUTRAL | | 0-0-0 | | 1-0-0 | | 1-0-0 | | | | | | | | | | | |
| 12-6-0 | | 1-2-0 | | 1-2-0 | | CONFERENCE | | 1-2-0 | | 0-0-0 | | 9-0-0 | | | | | | | | | | | |
| 7-2-0 | | 0-0-0 | | 1-2-0 | | HOME | | 0-0-0 | | 0-0-0 | | 6-0-0 | | | | | | | | | | | |
| 5-4-0 | | 1-2-0 | | 0-0-0 | | AWAY | | 1-2-0 | | 0-0-0 | | 3-0-0 | | | | | | | | | | | |
| 0-0-0 | | 0-0-0 | | 0-0-0 | | NEUTRAL | | 0-0-0 | | 0-0-0 | | 0-0-0 | | | | | | | | | | | |
| RPI | S | Opponent | | Score | | RPI | S | Opponent | | Score | | RPI | S | Opponent | | Score | | | | | | | |
| 22 | A | Liberty | | 1 17 | | 36 | H | High Point | | 6 8 | | 63 | A | East Carolina | | 3 8 | | | | | | | |
| 22 | A | Liberty | | 6 5 | | 36 | H | High Point | | 2 10 | | 65 | H | Ball St. | | 4 3 | | 111 A Elon 1 2 | | | | | |
| 22 | A | Liberty | | 1 5 | | 36 | H | High Point | | 8 5 | | 65 | H | Ball St. | | 4 0 | | 125 H Towson 5 4 | | | | | |
| | | | | | | | | | | | | 68 | A | North Carolina St. | | 9 0 | | 136 H Army 6 5 | | | | | |
| | | | | | | | | | | | | 68 | H | North Carolina St. | | 2 9 | | 137 A Virginia Tech 14 9 | | | | | |
| | | | | | | | | | | | | 71 | H | William & Mary | | 7 19 | | 155 H Delaware 9 2 | | | | | |
| | | | | | | | | | | | | 71 | H | William & Mary | | 2 1 | | 155 H Delaware 2 6 | | | | | |
| | | | | | | | | | | | | 71 | H | William & Mary | | 6 7 | | 185 N Appalachian St. 8 4 | | | | | |
| | | | | | | | | | | | | 87 | A | UNC Wilmington | | 0 3 | | 229 A Longwood 7 3 | | | | | |
| | | | | | | | | | | | | 98 | A | Radford | | 5 4 | | 229 A Longwood 3 0 | | | | | |
| | | | | | | | | | | | | 98 | A | Radford | | 4 5 | | 229 A Longwood 4 1 | | | | | |
| | | | | | | | | | | | | 98 | A | Radford | | 3 10 | | 236 H Presbyterian 10 1 | | | | | |
| | | | | | | | | | | | | | | | | | | 236 | H | Presbyterian 4 0 | | | |
| | | | | | | | | | | | | | | | | | | 236 | H | Presbyterian 4 1 | | | |
| | | | | | | | | | | | | | | | | | | 253 | H | La Salle 10 6 | | | |
| | | | | | | | | | | | | | | | | | | 253 | H | La Salle 9 2 | | | |
| | | | | | | | | | | | | | | | | | | 253 | H | La Salle 9 4 | | | |
| | | | | | | | | | | | | | | | | | | 264 | H | UNC Asheville 7 1 | | | |
| | | | | | | | | | | | | | | | | | | 264 | H | UNC Asheville 9 3 | | | |
| | | | | | | | | | | | | | | | | | | 264 | H | UNC Asheville 3 0 | | | |
| | | | | | | | | | | | | | | | | | | 282 | H | Manhattan 7 4 | | | |
| | | | | | | | | | | | | | | | | | | 282 | H | Manhattan 12 2 | | | |
| | | | | | | | | | | | | | | | | | | 288 | H | Albany (NY) 3 6 | | | |
| | | | | | | | | | | | | | | | | | | 290 | H | Iona 6 0 | | | |
| | | | | | | | | | | | | | | | | | | | | | | | |
| | | | | | | | | | | | | | | | | | | | | | | | |
| | | | | | | | | | | | | | | | | | | | | | | | |
| | | | | | | | | | | | | | | | | | | | | | | | |
| | | | | | | | | | | | | | | | | | | | | | | | |
| | | | | | | | | | | | | | | | | | | | | | | | |
| | | | | | | | | | | | | | | | | | | | | | | | |
| | | | | | | | | | | | | | | | | | | | | | | | |
| | | | | | | | | | | | | | | | | | | | | | | | |
| | | | | | | | | | | | | | | | | | | | | | | | |
| | | | | | | | | | | | | | | | | | | | | | | | |
| | | | | | | | | | | | | | | | | | | | | | | | |
| | | | | | | | | | | | | | | | | | | | | | | | |
| | | | | | | | | | | | | | | | | | | | | | | | |
| | | | | | | | | | | | | | | | | | | | | | | | |
| | | | | | | | | | | | | | | | | | | | | | | | |
| | | | | | | | | | | | | | | | | | | | | | | | |
| | | | | | | | | | | | | | | | | | | | | | | | |
| | | | | | | | | | | | | | | | | | | | | | | | |
| | | | | | | | | | | | | | | | | | | | | | | | |
| | | | | | | | | | | | | | | | | | | | | | | | |
| | | | | | | | | | | | | | | | | | | | | | | | |
| | | | | | | | | | | | | | | | | | | | | | | | |
| | | | | | | | | | | | | | | | | | | | | | | | |
| | | | | | | | | | | | | | | | | | | | | | | | |
| | | | | | | | | | | | | | | | | | | | | | | | |
| | | | | | | | | | | | | | | | | | | | | | | | |
| | | | | | | | | | | | | | | | | | | | | | | | |
| | | | | | | | | | | | | | | | | | | | | | | | |
| | | | | | | | | | | | | | | | | | | | | | | | |
| | | | | | | | | | | | | | | | | | | | | | | | |
| | | | | | | | | | | | | | | | | | | | | | | | |
| | | | | | | | | | | | | | | | | | | | | | | | |
| | | | | | | | | | | | | | | | | | | | | | | | |
| | | | | | | | | | | | | | | | | | | | | | | | |
| | | | | | | | | | | | | | | | | | | | | | | | |
| | | | | | | | | | | | | | | | | | | | | | | | |
| | | | | | | | | | | | | | | | | | | | | | | | |
| | | | | | | | | | | | | | | | | | | | | | | | |
| | | | | | | | | | | | | | | | | | | | | | | | |
| | | | | | | | | | | | | | | | | | | | | | | | |
| | | | | | | | | | | | | | | | | | | | | | | | |
| | | | | | | | | | | | | | | | | | | | | | | | |
| | | | | | | | | | | | | | | | | | | | | | | | |
| | | | | | | | | | | | | | | | | | | | | | | | |
| | | | | | | | | | | | | | | | | | | | | | | | |
| | | | | | | | | | | | | | | | | | | | | | | | |
| | | | | | | | | | | | | | | | | | | | | | | | |
| | | | | | | | | | | | | | | | | | | | | | | | |
| | | | | | | | | | | | | | | | | | | | | | | | |
| | | | | | | | | | | | | | | | | | | | | | | | |
| | | | | | | | | | | | | | | | | | | | | | | | |
| | | | | | | | | | | | | | | | | | | | | | | | |
| | | | | | | | | | | | | | | | | | | | | | | | |
| | | | | | | | | | | | | | | | | | | | | | | | |
| | | | | | | | | | | | | | | | | | | | | | | | |
| | | | | | | | | | | | | | | | | | | | | | | | |
| | | | | | | | | | | | | | | | | | | | | | | | |
| | | | | | | | | | | | | | | | | | | | | | | | |
| | | | | | | | | | | | | | | | | | | | | | | | |
| | | | | | | | | | | | | | | | | | | | | | | | |
| | | | | | | | | | | | | | | | | | | | | | | | |
| | | | | | | | | | | | | | | | | | | | | | | | |
| | | | | | | | | | | | | | | | | | | | | | | | |
| | | | | | | | | | | | | | | | | | | | | | | | |

| | | | | |
|-----|---|---------------|---|---|
| 264 | H | UNC Asheville | 3 | 0 |
| 264 | H | UNC Asheville | 9 | 3 |

C
a
m
p
b
e
l
l

C
a
m
p
b
e
l
l

| Average RPI Win: 133 | | WON-LOST RECORD | | WINNING PCT. RANK | | LAST 15 GAMES | | STRENGTH OF SCHEDULE | | OPP. STRENGTH OF SCHEDULE | | TEAM RPI | | ADJ RPI | | CONF. RPI | | ADJ CONF. RPI | |
|----------------------|---|-----------------|--|-------------------|--|----------------|---|----------------------|--|---------------------------|--|----------|---|--------------------|--|-----------|--|---------------|--|
| DIV. I ONLY | | 24-20-0 | | .54545 119 | | 7-8-0 | | 98 | | 21 | | 77 | | .53024 77 | | 11 | | 11 | |
| DIV. I NON-CONF. | | 12-11-0 | | .52174 132 | | 1-3-0 | | 120 | | 7 | | 139 | | .50875 138 | | 11 | | 11 | |
| TOTALS | | RPI 1-25 | | RPI 26-50 | | W-L RECORDS | | RPI 51-100 | | RPI 101-150 | | RPI 150+ | | | | | | | |
| 24-20-0 | | 1-8-0 | | 0-0-0 | | OVERALL | | 6-3-0 | | 9-6-0 | | 8-3-0 | | | | | | | |
| 18-6-0 | | 0-3-0 | | 0-0-0 | | HOME | | 3-0-0 | | 8-2-0 | | 7-1-0 | | | | | | | |
| 6-14-0 | | 1-5-0 | | 0-0-0 | | AWAY | | 3-3-0 | | 1-4-0 | | 1-2-0 | | | | | | | |
| 0-0-0 | | 0-0-0 | | 0-0-0 | | NEUTRAL | | 0-0-0 | | 0-0-0 | | 0-0-0 | | | | | | | |
| 12-11-0 | | 0-6-0 | | 0-0-0 | | NON-CONFERENCE | | 3-0-0 | | 5-4-0 | | 4-1-0 | | | | | | | |
| 11-4-0 | | 0-3-0 | | 0-0-0 | | HOME | | 3-0-0 | | 4-0-0 | | 4-1-0 | | | | | | | |
| 1-7-0 | | 0-3-0 | | 0-0- | | AWAY | | 0-0-0 | | 1-4-0 | | 0-0-0 | | | | | | | |
| 0-0-0 | | 0-0-0 | | 0-0-0 | | NEUTRAL | | 0-0-0 | | 0-0-0 | | 0-0-0 | | | | | | | |
| 12-9-0 | | 1-2-0 | | 0-0-0 | | CONFERENCE | | 3-3-0 | | 4-2-0 | | 4-2-0 | | | | | | | |
| 7-2-0 | | 0-0-0 | | 0-0-0 | | HOME | | 0-0-0 | | 4-2-0 | | 3-0-0 | | | | | | | |
| 5-7-0 | | 1-2-0 | | 0-0-0 | | AWAY | | 3-3-0 | | 0-0-0 | | 1-2-0 | | | | | | | |
| 0-0-0 | | 0-0-0 | | 0-0-0 | | NEUTRAL | | 0-0-0 | | 0-0-0 | | 0-0-0 | | | | | | | |
| RPI | S | Opponent | | Score | | RPI | S | Opponent | | Score | | RPI | S | Opponent | | Score | | | |
| 7 | A | Rice | | 3 4 | | | | 60 A Arkansas St. | | 4 5 | | 112 | A | Washington St. | | 6 8 | | | |
| 7 | H | Rice | | 1 14 | | | | 60 A Arkansas St. | | 4 3 | | 112 | A | Washington St. | | 5 3 | | | |
| 9 | A | Houston | | 1 7 | | | | 60 A Arkansas St. | | 1 4 | | 112 | A | Washington St. | | 3 4 | | | |
| 12 | A | La.-Lafayette | | 10 3 | | | | 88 A Western Ky. | | 1 4 | | 113 | A | Baylor | | 3 4 | | | |
| 12 | A | La.-Lafayette | | 6 8 | | | | 88 A Western Ky. | | 13 4 | | 113 | H | Baylor | | 2 0 | | | |
| 12 | A | La.-Lafayette | | 0 2 | | | | 88 A Western Ky. | | 7 5 | | 123 | A | UTSA | | 2 7 | | | |
| 14 | A | Texas | | 1 5 | | | | 92 H UC Riverside | | 8 7 | | 123 | H | UTSA | | 7 6 | | | |
| 14 | H | Texas | | 3 6 | | | | 92 H UC Riverside | | 2 0 | | 132 | H | A&M-Corpus Christi | | 6 4 | | | |
| 24 | H | Washington | | 1 6 | | | | 92 H UC Riverside | | 7 5 | | 133 | H | Michigan | | 8 7 | | | |
| | | | | | | | | | | | | 143 | H | Texas-Arlington | | 3 1 | | | |
| | | | | | | | | | | | | 143 | H | Texas-Arlington | | 7 5 | | | |
| | | | | | | | | | | | | 143 | H | Texas-Arlington | | 10 5 | | | |
| | | | | | | | | | | | | 148 | H | South Ala. | | 2 7 | | | |
| | | | | | | | | | | | | 148 | H | South Ala. | | 2 0 | | | |
| | | | | | | | | | | | | 148 | H | South Ala. | | 4 5 | | | |
| | | | | | | | | | | | | 156 | A | La.-Monroe | | 12 17 | | | |
| | | | | | | | | | | | | 156 | A | La.-Monroe | | 6 7 | | | |
| | | | | | | | | | | | | 156 | A | La.-Monroe | | 12 5 | | | |
| | | | | | | | | | | | | 164 | H | Georgia St. | | 4 1 | | | |
| | | | | | | | | | | | | 164 | H | Georgia St. | | 8 1 | | | |
| | | | | | | | | | | | | 164 | H | Georgia St. | | 4 2 | | | |
| | | | | | | | | | | | | 202 | H | Air Force | | 6 0 | | | |
| | | | | | | | | | | | | 211 | H | Wagner | | 3 1 | | | |
| | | | | | | | | | | | | 211 | H | Wagner | | 9 7 | | | |
| | | | | | | | | | | | | 211 | H | Wagner | | 8 5 | | | |
| | | | | | | | | | | | | 225 | H | Valparaiso | | 2 3 | | | |
| LAST 15 GAMES | | | | | | | | | | | | | | | | | | | |
| | | | | | | 12 | A | La.-Lafayette | | 0 2 | | 164 | H | Georgia St. | | 8 1 | | | |
| | | | | | | 12 | A | La.-Lafayette | | 10 3 | | 123 | A | UTSA | | 2 7 | | | |
| | | | | | | 12 | A | La.-Lafayette | | 6 8 | | 156 | A | La.-Monroe | | 6 7 | | | |
| | | | | | | 113 | H | Baylor | | 2 0 | | | | | | | | | |
| | | | | | | 113 | A | Baylor | | 3 4 | | | | | | | | | |

| | | |
|-------------------|---|---|
| 164 H Georgia St. | 4 | 1 |
| 164 H Georgia St. | 4 | 2 |

T
e
x
a
s
S
t
.

T
e
x
a
s
S
t
.

| | | | | | | | | | | |
|------------------|------------|-----------------|-------------------|----------------|----------------------|---------------------------|-------------|-----------|------------|---------------|
| Average RPI Win: | 89 | WON-LOST RECORD | WINNING PCT. RANK | LAST 15 GAMES | STRENGTH OF SCHEDULE | OPP. STRENGTH OF SCHEDULE | TEAM RPI | ADJ RPI | CONF. RPI | ADJ CONF. RPI |
| DIV. I ONLY | | 17-21-0 | .44737 183 | 6-9-0 | 17 | 18 | 78 | .52954 78 | 4 | 4 |
| DIV. I NON-CONF. | | 11-9-0 | .55 121 | 0-1-0 | 2 | 21 | 18 | .58288 18 | 3 | 3 |
| <hr/> | | | | | | | | | | |
| TOTALS | RPI 1-25 | RPI 26-50 | | W-L RECORDS | RPI 51-100 | | RPI 101-150 | | RPI 150+ | |
| 17-21-0 | 4-7-0 | 4-4-0 | | OVERALL | 3-2-0 | | 2-7-0 | | 5-1-0 | |
| 8-10-0 | 3-4-0 | 0-1-0 | | HOME | 2-0-0 | | 0-4-0 | | 3-1-0 | |
| 5-11-0 | 1-3-0 | 4-3-0 | | AWAY | 1-2-0 | | 0-3-0 | | 0-0-0 | |
| 4-0-0 | 0-0-0 | 0-0-0 | | NEUTRAL | 0-0-0 | | 2-0-0 | | 2-0-0 | |
| 11-9-0 | 3-5-0 | 1-0-0 | | NON-CONFERENCE | 3-2-0 | | 2-1-0 | | 2-1-0 | |
| 4-4-0 | 2-2-0 | 0-0-0 | | HOME | 2-0-0 | | 0-1-0 | | 0-1-0 | |
| 3-5-0 | 1-3-0 | 1-0- | | AWAY | 1-2-0 | | 0-0-0 | | 0-0-0 | |
| 4-0-0 | 0-0-0 | 0-0-0 | | NEUTRAL | 0-0-0 | | 2-0-0 | | 2-0-0 | |
| 7-12-0 | 1-2-0 | 3-4-0 | | CONFERENCE | 0-0-0 | | 0-6-0 | | 3-0-0 | |
| 4-6-0 | 1-2-0 | 0-1-0 | | HOME | 0-0-0 | | 0-3-0 | | 3-0-0 | |
| 3-6-0 | 0-0-0 | 3-3-0 | | AWAY | 0-0-0 | | 0-3-0 | | 0-0-0 | |
| 0-0-0 | 0-0-0 | 0-0-0 | | NEUTRAL | 0-0-0 | | 0-0-0 | | 0-0-0 | |
| <hr/> | | | | | | | | | | |
| RPI S | Opponent | Score | | RPI S | Opponent | Score | | RPI S | Opponent | Score |
| 14 H | Texas | 7 | 0 | 34 A | Stanford | 7 | 4 | 59 H | Arkansas | 4 3 |
| 14 H | Texas | 2 | 6 | 34 A | Stanford | 1 | 4 | 59 H | Arkansas | 2 1 |
| 14 H | Texas | 2 | 1 | 34 A | Stanford | 9 | 5 | 69 A | Fresno St. | 4 7 |
| 14 H | Texas | 0 | 5 | 34 H | Stanford | 1 | 11 | 69 A | Fresno St. | 0 6 |
| 17 A | Cal Poly | 1 | 4 | 35 A | Arizona St. | 5 | 3 | 74 A | San Diego | 5 2 |
| 17 A | Cal Poly | 8 | 3 | 35 A | Arizona St. | 2 | 3 | | | |
| 17 A | Cal Poly | 8 | 16 | 35 A | Arizona St. | 1 | 4 | | | |
| 17 A | Cal Poly | 4 | 8 | 47 A | Auburn | 5 | 0 | | | |
| 24 H | Washington | 2 | 6 | | | | | | | |
| 24 H | Washington | 3 | 4 | | | | | | | |
| 24 H | Washington | 7 | 1 | | | | | | | |
| <hr/> | | | | | | | | | | |
| LAST 15 GAMES | | | | | | | | | | |
| 34 A Stanford | | | | 9 | 5 | 35 A Arizona St. | | 5 | 3 | |
| 34 A Stanford | | | | 1 | 4 | 35 A Arizona St. | | 1 | 4 | |
| 34 A Stanford | | | | 7 | 4 | 35 A Arizona St. | | 2 | 3 | |
| 69 A Fresno St. | | | | 4 | 7 | | | | | |
| 24 H Washington | | | | 7 | 1 | | | | | |
| <hr/> | | | | | | | | | | |

Non-Div. I Games:

California

| | | |
|-----------------|---|---|
| 24 H Washington | 2 | 6 |
| 24 H Washington | 3 | 4 |

C
a
l
i
f
o
r
n
i
a

C
a
l
i
f
o
r
n
i
a

| | | | | |
|-----|---|--------|---|---|
| 296 | H | Alcorn | 6 | 4 |
| 296 | H | Alcorn | 8 | 1 |

M
e
m
p
h
i
s

M
e
m
p
h
i
s

| Average RPI Win: | 191 | WON-LOST RECORD | WINNING PCT. RANK | LAST 15 GAMES | STRENGTH OF SCHEDULE | OPP. STRENGTH OF SCHEDULE | TEAM RPI | ADJ RPI | CONF. RPI | ADJ CONF. RPI | | |
|------------------|----------|-----------------|-------------------|----------------|----------------------|---------------------------|----------|-------------|-----------|---------------|-------|----|
| DIV. I ONLY | | 28-14-0 | .66667 | 40 | 11-4-0 | 239 | 146 | 80 | .52849 | 80 | 21 | 21 |
| DIV. I NON-CONF. | | 9-9-0 | .5 | 142 | 2-1-0 | 145 | 141 | 131 | .51121 | 131 | 22 | 22 |
| <hr/> | | | | | | | | | | | | |
| TOTALS | RPI 1-25 | RPI 26-50 | | W-L RECORDS | | RPI 51-100 | | RPI 101-150 | | RPI 150+ | | |
| 28-14-0 | 0-0-0 | 0-1-0 | | OVERALL | | 3-5-0 | | 3-1-0 | | 22-7-0 | | |
| 12-4-0 | 0-0-0 | 0-0-0 | | HOME | | 1-0-0 | | 1-0-0 | | 10-4-0 | | |
| 16-10-0 | 0-0-0 | 0-1-0 | | AWAY | | 2-5-0 | | 2-1-0 | | 12-3-0 | | |
| 0-0-0 | 0-0-0 | 0-0-0 | | NEUTRAL | | 0-0-0 | | 0-0-0 | | 0-0-0 | | |
| <hr/> | | | | | | | | | | | | |
| 9-9-0 | 0-0-0 | 0-1-0 | | NON-CONFERENCE | | 3-5-0 | | 1-0-0 | | 5-3-0 | | |
| 6-1-0 | 0-0-0 | 0-0-0 | | HOME | | 1-0-0 | | 1-0-0 | | 4-1-0 | | |
| 3-8-0 | 0-0-0 | 0-0- | | AWAY | | 2-5-0 | | 0-0-0 | | 1-2-0 | | |
| 0-0-0 | 0-0-0 | 0-0-0 | | NEUTRAL | | 0-0-0 | | 0-0-0 | | 0-0-0 | | |
| <hr/> | | | | | | | | | | | | |
| 19-5-0 | 0-0-0 | 0-0-0 | | CONFERENCE | | 0-0-0 | | 2-1-0 | | 17-4-0 | | |
| 6-3-0 | 0-0-0 | 0-0-0 | | HOME | | 0-0-0 | | 0-0-0 | | 6-3-0 | | |
| 13-2-0 | 0-0-0 | 0-0-0 | | AWAY | | 0-0-0 | | 2-1-0 | | 11-1-0 | | |
| 0-0-0 | 0-0-0 | 0-0-0 | | NEUTRAL | | 0-0-0 | | 0-0-0 | | 0-0-0 | | |
| <hr/> | | | | | | | | | | | | |
| RPI | S | Opponent | Score | RPI | S | Opponent | Score | RPI | S | Opponent | Score | |
| | | | | 41 | A | Mississippi St. | 2 3 | 60 | A | Arkansas St. | 3 8 | |
| | | | | | | | | 60 | H | Arkansas St. | 7 0 | |
| | | | | | | | | 72 | A | Oral Roberts | 7 5 | |
| | | | | | | | | 72 | A | Oral Roberts | 2 6 | |
| | | | | | | | | 72 | A | Oral Roberts | 10 4 | |
| | | | | | | | | 79 | A | Memphis | 4 8 | |
| | | | | | | | | 79 | A | Memphis | 5 9 | |
| | | | | | | | | 79 | A | Memphis | 2 3 | |
| | | | | | | | | | | | | |
| | | | | | | | | | | | | |
| | | | | | | | | | | | | |
| | | | | | | | | | | | | |
| | | | | | | | | | | | | |
| | | | | | | | | | | | | |
| | | | | | | | | | | | | |
| | | | | | | | | | | | | |
| | | | | | | | | | | | | |
| | | | | | | | | | | | | |
| | | | | | | | | | | | | |
| | | | | | | | | | | | | |
| | | | | | | | | | | | | |
| | | | | | | | | | | | | |
| | | | | | | | | | | | | |
| | | | | | | | | | | | | |
| | | | | | | | | | | | | |
| | | | | | | | | | | | | |
| | | | | | | | | | | | | |
| | | | | | | | | | | | | |
| | | | | | | | | | | | | |
| | | | | | | | | | | | | |
| | | | | | | | | | | | | |
| | | | | | | | | | | | | |
| | | | | | | | | | | | | |
| | | | | | | | | | | | | |
| | | | | | | | | | | | | |
| | | | | | | | | | | | | |
| | | | | | | | | | | | | |
| | | | | | | | | | | | | |
| | | | | | | | | | | | | |
| | | | | | | | | | | | | |
| | | | | | | | | | | | | |
| | | | | | | | | | | | | |
| | | | | | | | | | | | | |
| | | | | | | | | | | | | |
| | | | | | | | | | | | | |
| | | | | | | | | | | | | |
| | | | | | | | | | | | | |
| | | | | | | | | | | | | |
| | | | | | | | | | | | | |
| | | | | | | | | | | | | |
| | | | | | | | | | | | | |
| | | | | | | | | | | | | |
| | | | | | | | | | | | | |
| | | | | | | | | | | | | |
| | | | | | | | | | | | | |
| | | | | | | | | | | | | |
| | | | | | | | | | | | | |
| | | | | | | | | | | | | |
| | | | | | | | | | | | | |
| | | | | | | | | | | | | |
| | | | | | | | | | | | | |
| | | | | | | | | | | | | |
| | | | | | | | | | | | | |
| | | | | | | | | | | | | |
| | | | | | | | | | | | | |
| | | | | | | | | | | | | |
| | | | | | | | | | | | | |
| | | | | | | | | | | | | |
| | | | | | | | | | | | | |
| | | | | | | | | | | | | |
| | | | | | | | | | | | | |
| | | | | | | | | | | | | |
| | | | | | | | | | | | | |
| | | | | | | | | | | | | |
| | | | | | | | | | | | | |
| | | | | | | | | | | | | |
| | | | | | | | | | | | | |
| | | | | | | | | | | | | |
| | | | | | | | | | | | | |
| | | | | | | | | | | | | |
| | | | | | | | | | | | | |
| | | | | | | | | | | | | |
| | | | | | | | | | | | | |
| | | | | | | | | | | | | |
| | | | | | | | | | | | | |

Non-Div. I Games: Harris-Stowe 6 4

Southeast Mo. St.

| | | | | |
|-----|---|--------------|----|---|
| 165 | H | Eastern Ill. | 11 | 7 |
| 165 | H | Eastern Ill. | 7 | 5 |

| RPI | S | Opponent | Score | |
|-----|---|-----------|-------|---|
| 279 | H | IPFW | 6 | 4 |
| 279 | H | IPFW | 7 | 6 |
| 279 | H | IPFW | 18 | 0 |
| 291 | A | UT Martin | 9 | 3 |
| 291 | A | UT Martin | 13 | 0 |
| 291 | A | UT Martin | 11 | 1 |

Southeast Mo. St.

S
o
u
t
h
e
a
s
t
M
o
.
S
t
.

S
o
u
t
h
e
a
s
t
M
o
.
S
t
.

| Average RPI Win: 117 | | WON-LOST | WINNING | LAST 15 | STRENGTH OF | | OPP. STRENGTH | TEAM | ADJ | | CONF. | ADJ CONF. |
|----------------------|---------------|----------|-----------|------------------|----------------|-------|-------------------|-------|-------------|-------------------|----------|-----------|
| Average RPI Loss: 90 | | RECORD | PCT. RANK | GAMES | SCHEDULE | | OF SCHEDULE | RPI | RPI | | RPI | RPI |
| DIV. I ONLY | | 26-21-0 | .55319 | 113 | 5-10-0 | | 82 | 34 | 81 | | .52846 | 81 |
| DIV. I NON-CONF. | | 14-9-0 | .6087 | 83 | 2-2-0 | | 164 | 83 | 120 | | .51426 | 120 |
| TOTALS | | RPI 1-25 | RPI 26-50 | | W-L RECORDS | | RPI 51-100 | | RPI 101-150 | | RPI 150+ | |
| 26-21-0 | | 1-2-0 | 7-7-0 | | OVERALL | | 4-4-0 | | 3-1-0 | | 11-7-0 | |
| 16-12-0 | | 1-2-0 | 4-3-0 | | HOME | | 3-3-0 | | 2-1-0 | | 6-3-0 | |
| 9-9-0 | | 0-0-0 | 3-4-0 | | AWAY | | 0-1-0 | | 1-0-0 | | 5-4-0 | |
| 1-0-0 | | 0-0-0 | 0-0-0 | | NEUTRAL | | 1-0-0 | | 0-0-0 | | 0-0-0 | |
| 14-9-0 | | 0-0-0 | 1-1-0 | | NON-CONFERENCE | | 4-1-0 | | 3-1-0 | | 6-6-0 | |
| 12-4-0 | | 0-0-0 | 1-0-0 | | HOME | | 3-0-0 | | 2-1-0 | | 6-3-0 | |
| 1-5-0 | | 0-0-0 | 0-0- | | AWAY | | 0-1-0 | | 1-0-0 | | 0-3-0 | |
| 1-0-0 | | 0-0-0 | 0-0-0 | | NEUTRAL | | 1-0-0 | | 0-0-0 | | 0-0-0 | |
| 12-12-0 | | 1-2-0 | 6-6-0 | | CONFERENCE | | 0-3-0 | | 0-0-0 | | 5-1-0 | |
| 4-8-0 | | 1-2-0 | 3-3-0 | | HOME | | 0-3-0 | | 0-0-0 | | 0-0-0 | |
| 8-4-0 | | 0-0-0 | 3-3-0 | | AWAY | | 0-0-0 | | 0-0-0 | | 5-1-0 | |
| 0-0-0 | | 0-0-0 | 0-0-0 | | NEUTRAL | | 0-0-0 | | 0-0-0 | | 0-0-0 | |
| RPI S | Opponent | Score | RPI S | Opponent | Score | RPI S | Opponent | Score | RPI S | Opponent | Score | |
| 5 | H Florida St. | 1 7 | 33 | A Georgia Tech | 9 2 | 61 | H Duke | 5 6 | 108 | H Missouri | 1 0 | |
| 5 | H Florida St. | 5 2 | 33 | A Georgia Tech | 12 8 | 61 | H Duke | 2 5 | 111 | A Elon | 3 2 | |
| 5 | H Florida St. | 3 4 | 33 | A Georgia Tech | 1 5 | 61 | H Duke | 6 8 | 125 | H Towson | 4 5 | |
| | | | 36 | A High Point | 1 5 | 63 | N East Carolina | 5 4 | 126 | H Stony Brook | 4 3 | |
| | | | 36 | H High Point | 10 6 | 91 | A Davidson | 6 7 | 151 | A Boston College | 1 2 | |
| | | | 37 | H Maryland | 6 4 | 91 | H Davidson | 4 3 | 151 | A Boston College | 8 0 | |
| | | | 37 | H Maryland | 3 11 | 95 | H VMI | 9 3 | 151 | A Boston College | 6 2 | |
| | | | 37 | H Maryland | 5 2 | 98 | H Radford | 5 4 | 154 | A UNC Greensboro | 10 11 | |
| | | | 42 | A North Carolina | 0 9 | | | | 154 | H UNC Greensboro | 2 4 | |
| | | | 42 | A North Carolina | 3 4 | | | | 169 | A Charlotte | 4 12 | |
| | | | 42 | A North Carolina | 6 5 | | | | 169 | H Charlotte | 8 3 | |
| | | | 46 | H Clemson | 4 3 | | | | 175 | H Saint Louis | 3 2 | |
| | | | 46 | H Clemson | 6 16 | | | | 185 | H Appalachian St. | 4 2 | |
| | | | 46 | H Clemson | 4 7 | | | | 187 | A Coastal Caro. | 3 7 | |
| | | | | | | | | | 188 | H Marshall | 1 4 | |
| | | | | | | | | | 188 | H Marshall | 4 3 | |
| | | | | | | | | | 201 | H Georgetown | 3 2 | |
| | | | | | | | | | 203 | A Notre Dame | 1 0 | |
| | | | | | | | | | 203 | A Notre Dame | 10 2 | |
| | | | | | | | | | 203 | A Notre Dame | 7 5 | |
| | | | | | | | | | 204 | H Cincinnati | 0 5 | |
| | | | | | | | | | 262 | H Saint Peter's | 8 2 | |
| LAST 15 GAMES | | | | | | | | | | | | |
| | | | 61 | H Duke | 6 8 | 5 | H Florida St. | 1 7 | | | | |
| | | | 61 | H Duke | 5 6 | 185 | H Appalachian St. | 4 2 | | | | |
| | | | 61 | H Duke | 2 5 | 42 | A North Carolina | 6 5 | | | | |
| | | | 169 | A Charlotte | 4 12 | | | | | | | |
| | | | 169 | H Charlotte | 8 3 | | | | | | | |

Non-Div. I Games:

Wake Forest

| | | |
|-----------------|---|---|
| 5 H Florida St. | 5 | 2 |
| 5 H Florida St. | 3 | 4 |

Wake Forest

Wake Forest

| | | | | | | | | | | | |
|-------------------|----------|-------------|-----------|----------------|-------------|---------------|-------|-------------|-------|---------------|-------|
| Average RPI Win: | 166 | WON-LOST | WINNING | LAST 15 | STRENGTH OF | OPP. STRENGTH | TEAM | ADJ | CONF. | ADJ CONF. | |
| Average RPI Loss: | 72 | RECORD | PCT. RANK | GAMES | SCHEDULE | OF SCHEDULE | RPI | RPI | RPI | RPI | |
| DIV. I ONLY | 25-19-0 | .56818 | 98 | 7-8-0 | 104 | 129 | 82 | .52776 | 82 | 10 | 10 |
| DIV. I NON-CONF. | 19-10-0 | .65517 | 53 | 3-4-0 | 96 | 154 | 49 | .54633 | 49 | 8 | 8 |
| <hr/> | | | | | | | | | | | |
| TOTALS | RPI 1-25 | RPI 26-50 | | W-L RECORDS | | RPI 51-100 | | RPI 101-150 | | RPI 150+ | |
| 25-19-0 | 1-8-0 | 2-4-0 | | OVERALL | | 4-3-0 | | 3-0-0 | | 15-4-0 | |
| 13-7-0 | 0-3-0 | 0-0-0 | | HOME | | 0-1-0 | | 1-0-0 | | 12-3-0 | |
| 6-10-0 | 1-3-0 | 1-4-0 | | AWAY | | 2-2-0 | | 0-0-0 | | 2-1-0 | |
| 6-2-0 | 0-2-0 | 1-0-0 | | NEUTRAL | | 2-0-0 | | 2-0-0 | | 1-0-0 | |
| 19-10-0 | 1-5-0 | 2-1-0 | | NON-CONFERENCE | | 2-2-0 | | 3-0-0 | | 11-2-0 | |
| 11-3-0 | 0-0-0 | 0-0-0 | | HOME | | 0-1-0 | | 1-0-0 | | 10-2-0 | |
| 2-5-0 | 1-3-0 | 1-0- | | AWAY | | 0-1-0 | | 0-0-0 | | 0-0-0 | |
| 6-2-0 | 0-2-0 | 1-0-0 | | NEUTRAL | | 2-0-0 | | 2-0-0 | | 1-0-0 | |
| 6-9-0 | 0-3-0 | 0-3-0 | | CONFERENCE | | 2-1-0 | | 0-0-0 | | 4-2-0 | |
| 2-4-0 | 0-3-0 | 0-0-0 | | HOME | | 0-0-0 | | 0-0-0 | | 2-1-0 | |
| 4-5-0 | 0-0-0 | 0-3-0 | | AWAY | | 2-1-0 | | 0-0-0 | | 2-1-0 | |
| 0-0-0 | 0-0-0 | 0-0-0 | | NEUTRAL | | 0-0-0 | | 0-0-0 | | 0-0-0 | |
| RPI | S | Opponent | Score | RPI | S | Opponent | Score | RPI | S | Opponent | Score |
| 2 | H | Indiana | 2 8 | 27 | A | West Virginia | 1 4 | 63 | A | East Carolina | 2 3 |
| 2 | H | Indiana | 4 6 | 43 | A | Nebraska | 2 3 | 65 | H | Ball St. | 6 8 |
| 2 | H | Indiana | 1 7 | 43 | A | Nebraska | 1 2 | 88 | N | Western Ky. | 5 4 |
| 10 | A | Oregon St. | 3 4 | 43 | A | Nebraska | 3 4 | 89 | N | Oklahoma | 6 3 |
| 19 | N | Indiana St. | 3 7 | 45 | A | UCF | 9 3 | 99 | A | Michigan St. | 1 0 |
| 19 | N | Indiana St. | 6 8 | 47 | N | Auburn | 1 0 | 99 | A | Michigan St. | 6 2 |
| 25 | A | Oregon | 5 0 | | | | | 99 | A | Michigan St. | 6 7 |
| 25 | A | Oregon | 2 8 | | | | | | | | |
| 25 | A | Oregon | 4 20 | | | | | | | | |
| | | | | | | | | | | | |
| | | | | | | | | | | | |
| | | | | | | | | | | | |
| | | | | | | | | | | | |
| | | | | | | | | | | | |
| | | | | | | | | | | | |
| | | | | | | | | | | | |
| | | | | | | | | | | | |
| | | | | | | | | | | | |
| | | | | | | | | | | | |
| | | | | | | | | | | | |
| | | | | | | | | | | | |
| | | | | | | | | | | | |
| | | | | | | | | | | | |
| | | | | | | | | | | | |
| | | | | | | | | | | | |
| | | | | | | | | | | | |
| | | | | | | | | | | | |
| | | | | | | | | | | | |
| | | | | | | | | | | | |
| | | | | | | | | | | | |
| | | | | | | | | | | | |
| | | | | | | | | | | | |
| | | | | | | | | | | | |
| | | | | | | | | | | | |
| | | | | | | | | | | | |
| | | | | | | | | | | | |
| | | | | | | | | | | | |
| | | | | | | | | | | | |
| | | | | | | | | | | | |
| | | | | | | | | | | | |
| | | | | | | | | | | | |
| | | | | | | | | | | | |
| | | | | | | | | | | | |
| | | | | | | | | | | | |
| | | | | | | | | | | | |
| | | | | | | | | | | | |
| | | | | | | | | | | | |
| | | | | | | | | | | | |
| | | | | | | | | | | | |
| | | | | | | | | | | | |
| | | | | | | | | | | | |
| | | | | | | | | | | | |
| | | | | | | | | | | | |
| | | | | | | | | | | | |
| | | | | | | | | | | | |
| | | | | | | | | | | | |
| | | | | | | | | | | | |
| | | | | | | | | | | | |
| | | | | | | | | | | | |
| | | | | | | | | | | | |
| | | | | | | | | | | | |
| | | | | | | | | | | | |
| | | | | | | | | | | | |
| | | | | | | | | | | | |
| | | | | | | | | | | | |
| | | | | | | | | | | | |
| | | | | | | | | | | | |
| | | | | | | | | | | | |
| | | | | | | | | | | | |
| | | | | | | | | | | | |
| | | | | | | | | | | | |
| | | | | | | | | | | | |
| | | | | | | | | | | | |
| | | | | | | | | | | | |
| | | | | | | | | | | | |
| | | | | | | | | | | | |
| | | | | | | | | | | | |
| | | | | | | | | | | | |
| | | | | | | | | | | | |

Non-Div. I Games:

Ohio St.

| | | | | |
|-----|---|------------|---|---|
| 244 | H | Murray St. | 3 | 1 |
| 65 | H | Ball St. | 6 | 8 |

O
h
i
o
s
t
.

O
h
i
o
s
t
.

| Average RPI Win: 135 | | WON-LOST RECORD | WINNING PCT. RANK | | LAST 15 GAMES | STRENGTH OF SCHEDULE | OPP. STRENGTH OF SCHEDULE | TEAM RPI | ADJ RPI | CONF. RPI | ADJ CONF. RPI | | | | | | | | | | | | |
|-----------------------|---|--------------------|----------------------|-----------|------------------|-------------------------|------------------------------|--------------|------------|--------------|------------------|----------|---|--------------|--|-------|----|-----|---|---------------|--|----|----|
| Average RPI Loss: 114 | | | | | | | | | | | | | | | | | | | | | | | |
| DIV. I ONLY | | 23-17-0 | .575 | 96 | 9-6-0 | 144 | 73 | 83 | .52773 | 83 | 10 | 10 | | | | | | | | | | | |
| DIV. I NON-CONF. | | 13-12-0 | .52 | 137 | 1-2-0 | 70 | 88 | 58 | .54058 | 57 | 8 | 8 | | | | | | | | | | | |
| <hr/> | | | | | | | | | | | | | | | | | | | | | | | |
| TOTALS | | RPI 1-25 | | RPI 26-50 | | W-L RECORDS | | RPI 51-100 | | RPI 101-150 | | RPI 150+ | | | | | | | | | | | |
| 23-17-0 | | 4-2-0 | | 1-1-0 | | OVERALL | | 0-3-0 | | 6-5-0 | | 12-6-0 | | | | | | | | | | | |
| 10-6-0 | | 2-2-0 | | 1-0-0 | | HOME | | 0-0-0 | | 4-3-0 | | 3-1-0 | | | | | | | | | | | |
| 11-8-0 | | 2-0-0 | | 0-1-0 | | AWAY | | 0-3-0 | | 0-0-0 | | 9-4-0 | | | | | | | | | | | |
| 2-3-0 | | 0-0-0 | | 0-0-0 | | NEUTRAL | | 0-0-0 | | 2-2-0 | | 0-1-0 | | | | | | | | | | | |
| 13-12-0 | | 3-0-0 | | 1-1-0 | | NON-CONFERENCE | | 0-3-0 | | 5-3-0 | | 4-5-0 | | | | | | | | | | | |
| 6-1-0 | | 1-0-0 | | 1-0-0 | | HOME | | 0-0-0 | | 3-1-0 | | 1-0-0 | | | | | | | | | | | |
| 5-8-0 | | 2-0-0 | | 0-0- | | AWAY | | 0-3-0 | | 0-0-0 | | 3-4-0 | | | | | | | | | | | |
| 2-3-0 | | 0-0-0 | | 0-0-0 | | NEUTRAL | | 0-0-0 | | 2-2-0 | | 0-1-0 | | | | | | | | | | | |
| 10-5-0 | | 1-2-0 | | 0-0-0 | | CONFERENCE | | 0-0-0 | | 1-2-0 | | 8-1-0 | | | | | | | | | | | |
| 4-5-0 | | 1-2-0 | | 0-0-0 | | HOME | | 0-0-0 | | 1-2-0 | | 2-1-0 | | | | | | | | | | | |
| 6-0-0 | | 0-0-0 | | 0-0-0 | | AWAY | | 0-0-0 | | 0-0-0 | | 6-0-0 | | | | | | | | | | | |
| 0-0-0 | | 0-0-0 | | 0-0-0 | | NEUTRAL | | 0-0-0 | | 0-0-0 | | 0-0-0 | | | | | | | | | | | |
| RPI | S | Opponent | | Score | | RPI | S | Opponent | | Score | | RPI | S | Opponent | | Score | | | | | | | |
| 2 | H | Indiana | | 3 | 11 | 32 | A | Illinois St. | | 2 | 6 | 88 | A | Western Ky. | | 3 | 4 | 104 | H | Xavier | | 6 | 1 |
| 2 | H | Indiana | | 3 | 9 | 32 | H | Illinois St. | | 6 | 1 | 88 | A | Western Ky. | | 0 | 1 | 104 | H | Xavier | | 2 | 6 |
| 2 | H | Indiana | | 2 | 1 | | | | | | | 88 | A | Western Ky. | | 3 | 5 | 104 | H | Xavier | | 3 | 2 |
| 3 | A | Florida | | 6 | 0 | | | | | | | | | | | | | 104 | H | Xavier | | 6 | 2 |
| 3 | A | Florida | | 5 | 1 | | | | | | | | | | | | | 105 | N | FGCU | | 9 | 1 |
| 19 | H | Indiana St. | | 8 | 0 | | | | | | | | | | | | | 105 | N | FGCU | | 3 | 2 |
| | | | | | | | | | | | | | | | | | | 108 | N | Missouri | | 2 | 5 |
| | | | | | | | | | | | | | | | | | | 119 | N | UConn | | 0 | 6 |
| | | | | | | | | | | | | | | | | | | 133 | H | Michigan | | 9 | 17 |
| | | | | | | | | | | | | | | | | | | 133 | H | Michigan | | 2 | 4 |
| | | | | | | | | | | | | | | | | | | 133 | H | Michigan | | 1 | 0 |
| | | | | | | | | | | | | | | | | | | 164 | A | Georgia St. | | 6 | 10 |
| | | | | | | | | | | | | | | | | | | 164 | A | Georgia St. | | 4 | 5 |
| | | | | | | | | | | | | | | | | | | 164 | A | Georgia St. | | 19 | 13 |
| | | | | | | | | | | | | | | | | | | 165 | H | Eastern Ill. | | 3 | 2 |
| | | | | | | | | | | | | | | | | | | 170 | A | Southern Ill. | | 5 | 6 |
| | | | | | | | | | | | | | | | | | | 170 | A | Southern Ill. | | 5 | 1 |
| | | | | | | | | | | | | | | | | | | 170 | A | Southern Ill. | | 2 | 3 |
| | | | | | | | | | | | | | | | | | | 174 | N | George Mason | | 0 | 3 |
| | | | | | | | | | | | | | | | | | | 187 | A | Coastal Caro. | | 5 | 4 |
| | | | | | | | | | | | | | | | | | | 197 | H | Purdue | | 3 | 4 |
| | | | | | | | | | | | | | | | | | | 197 | H | Purdue | | 8 | 3 |
| | | | | | | | | | | | | | | | | | | 197 | H | Purdue | | 6 | 2 |
| | | | | | | | | | | | | | | | | | | 212 | A | Penn St. | | 7 | 6 |
| | | | | | | | | | | | | | | | | | | 212 | A | Penn St. | | 8 | 3 |
| | | | | | | | | | | | | | | | | | | 212 | A | Penn St. | | 6 | 3 |
| | | | | | | | | | | | | | | | | | | 227 | A | Northwestern | | 13 | 0 |
| <hr/> | | | | | | | | | | | | | | | | | | | | | | | |
| LAST 15 GAMES | | | | | | | | | | | | | | | | | | | | | | | |
| | | | | | | 2 | H | Indiana | | 3 | 11 | 32 | A | Illinois St. | | 2 | 6 | 197 | H | Purdue | | 6 | 2 |
| | | | | | | 2 | H | Indiana | | 2 | 1 | 133 | H | Michigan | | 2 | 4 | 212 | A | Penn St. | | 7 | 6 |
| | | | | | | 3 | H | Indiana | | 3 | 9 | 133 | H | Michigan | | 9 | 17 | 212 | A | Penn St. | | 8 | 3 |
| | | | | | | 165 | H | Eastern Ill. | | 3 | 2 | | | | | | | 212 | A | Penn St. | | 6 | 3 |
| | | | | | | 212 | A | Penn St. | | 7 | 6 | | | | | | | 227 | A | Northwestern | | 13 | 0 |

Non-Div. I Games:

Illinois

| | | |
|----------------|---|---|
| 212 A Penn St. | 8 | 3 |
| 212 A Penn St. | 6 | 3 |

| RPI | S | Opponent | Score | |
|-----|---|--------------|-------|---|
| 227 | A | Northwestern | 6 | 2 |
| 227 | A | Northwestern | 1 | 0 |

Illinois

I
l
l
i
n
o
i
s

I
l
l
i
n
o
i
s

| Average RPI Win: 127 | | WON-LOST RECORD | | WINNING PCT. RANK | | LAST 15 GAMES | | STRENGTH OF SCHEDULE | | OPP. STRENGTH OF SCHEDULE | | TEAM RPI | | ADJ RPI | | CONF. RPI | | ADJ CONF. RPI | |
|----------------------|---|-----------------|--|-------------------|---------------|----------------|------------------|----------------------|-------|---------------------------|---|-------------------------|--|-----------|--|-----------|--|---------------|--|
| DIV. I ONLY | | 22-21-0 | | .51163 140 | | 6-9-0 | | 66 | | 64 | | 84 | | .52701 84 | | 5 | | 5 | |
| DIV. I NON-CONF. | | 16-15-0 | | .51613 141 | | 2-5-0 | | 108 | | 33 | | 99 | | .52024 99 | | 5 | | 5 | |
| TOTALS | | RPI 1-25 | | RPI 26-50 | | W-L RECORDS | | RPI 51-100 | | RPI 101-150 | | RPI 150+ | | | | | | | |
| 22-21-0 | | 0-3-0 | | 3-4-0 | | OVERALL | | 5-7-0 | | 3-3-0 | | 11-4-0 | | | | | | | |
| 15-5-0 | | 0-0-0 | | 0-1-0 | | HOME | | 4-2-0 | | 3-1-0 | | 8-1-0 | | | | | | | |
| 7-13-0 | | 0-3-0 | | 3-3-0 | | AWAY | | 1-5-0 | | 0-0-0 | | 3-2-0 | | | | | | | |
| 0-3-0 | | 0-0-0 | | 0-0-0 | | NEUTRAL | | 0-0-0 | | 0-2-0 | | 0-1-0 | | | | | | | |
| 16-15-0 | | 0-0-0 | | 3-4-0 | | NON-CONFERENCE | | 4-5-0 | | 1-2-0 | | 8-4-0 | | | | | | | |
| 10-4-0 | | 0-0-0 | | 0-1-0 | | HOME | | 4-2-0 | | 1-0-0 | | 5-1-0 | | | | | | | |
| 6-8-0 | | 0-0-0 | | 3-0- | | AWAY | | 0-3-0 | | 0-0-0 | | 3-2-0 | | | | | | | |
| 0-3-0 | | 0-0-0 | | 0-0-0 | | NEUTRAL | | 0-0-0 | | 0-2-0 | | 0-1-0 | | | | | | | |
| 6-6-0 | | 0-3-0 | | 0-0-0 | | CONFERENCE | | 1-2-0 | | 2-1-0 | | 3-0-0 | | | | | | | |
| 5-1-0 | | 0-0-0 | | 0-0-0 | | HOME | | 0-0-0 | | 2-1-0 | | 3-0-0 | | | | | | | |
| 1-5-0 | | 0-3-0 | | 0-0-0 | | AWAY | | 1-2-0 | | 0-0-0 | | 0-0-0 | | | | | | | |
| 0-0-0 | | 0-0-0 | | 0-0-0 | | NEUTRAL | | 0-0-0 | | 0-0-0 | | 0-0-0 | | | | | | | |
| RPI | S | Opponent | | Score | RPI | S | Opponent | | Score | RPI | S | Opponent | | Score | | | | | |
| 19 | A | Indiana St. | | 0 3 | 35 | A | Arizona St. | | 12 9 | 51 | A | Evansville | | 13 3 | | | | | |
| 19 | A | Indiana St. | | 4 5 | 35 | A | Arizona St. | | 5 9 | 51 | A | Evansville | | 2 13 | | | | | |
| 19 | A | Indiana St. | | 2 3 | 40 | A | Oklahoma St. | | 6 4 | 51 | A | Evansville | | 1 5 | | | | | |
| | | | | | 43 | H | Nebraska | | 3 7 | 55 | H | Long Beach St. | | 5 4 | | | | | |
| | | | | | 49 | A | UC Santa Barbara | | 16 5 | 55 | H | Long Beach St. | | 0 7 | | | | | |
| | | | | | 49 | A | UC Santa Barbara | | 1 2 | 57 | A | Kansas | | 2 4 | | | | | |
| | | | | | 49 | A | UC Santa Barbara | | 2 3 | 64 | H | Cal St. Fullerton | | 4 2 | | | | | |
| | | | | | | | | | | 64 | H | Cal St. Fullerton | | 3 2 | | | | | |
| | | | | | | | | | | 64 | H | Cal St. Fullerton | | 1 5 | | | | | |
| | | | | | | | | | | 72 | A | Oral Roberts | | 4 9 | | | | | |
| | | | | | | | | | | 72 | H | Oral Roberts | | 6 5 | | | | | |
| | | | | | | | | | | 96 | A | Kansas St. | | 2 3 | | | | | |
| | | | | | | | | | | | | 162 H Stephen F. Austin | | 4 3 | | | | | |
| | | | | | | | | | | | | 162 H Stephen F. Austin | | 6 0 | | | | | |
| | | | | | | | | | | | | 162 H Stephen F. Austin | | 0 1 | | | | | |
| | | | | | | | | | | | | 170 H Southern Ill. | | 4 3 | | | | | |
| | | | | | | | | | | | | 170 H Southern Ill. | | 11 1 | | | | | |
| | | | | | | | | | | | | 170 H Southern Ill. | | 10 0 | | | | | |
| | | | | | | | | | | | | 172 A Tulane | | 4 5 | | | | | |
| | | | | | | | | | | | | 172 A Tulane | | 10 3 | | | | | |
| | | | | | | | | | | | | 172 A Tulane | | 1 5 | | | | | |
| | | | | | | | | | | | | 174 N George Mason | | 4 5 | | | | | |
| | | | | | | | | | | | | 187 A Coastal Caro. | | 5 2 | | | | | |
| | | | | | | | | | | | | 187 A Coastal Caro. | | 10 0 | | | | | |
| | | | | | | | | | | | | 221 H SIU Edwardsville | | 21 2 | | | | | |
| | | | | | | | | | | | | 221 H SIU Edwardsville | | 7 3 | | | | | |
| | | | | | | | | | | | | 221 H SIU Edwardsville | | 6 1 | | | | | |
| | | | | | LAST 15 GAMES | | | | | | | | | | | | | | |
| | | | | | 172 | A | Tulane | | 10 3 | 72 | H | Oral Roberts | | 6 5 | | | | | |
| | | | | | 172 | A | Tulane | | 4 5 | 51 | A | Evansville | | 13 3 | | | | | |
| | | | | | 172 | A | Tulane | | 1 5 | 51 | A | Evansville | | 2 13 | | | | | |
| | | | | | 108 | N | Missouri | | 4 5 | | | | | | | | | | |
| | | | | | 170 | H | Southern Ill. | | 11 1 | | | | | | | | | | |

Non-Div. I Games:

Wichita St.

| | | |
|---------------------|----|---|
| 170 H Southern Ill. | 4 | 3 |
| 170 H Southern Ill. | 10 | 0 |

W
i
c
h
i
t
a
s
t
.

W
i
c
h
i
t
a
s
t
.

| Average RPI Win: 170 | | WON-LOST | WINNING | LAST 15 | STRENGTH OF | OPP. STRENGTH | TEAM | ADJ | CONF. | ADJ CONF. | | | | | | | | | | | | |
|----------------------|---|----------|-----------|-----------|-------------|----------------|------|--------------|--------|-------------|----|---------------------|---|----------------|--|-------|----------------|------|--|--|--|--|
| Average RPI Loss: 75 | | RECORD | PCT. RANK | GAMES | SCHEDULE | OF SCHEDULE | RPI | RPI | RPI | RPI | | | | | | | | | | | | |
| DIV. I ONLY | | 27-16-0 | .62791 | 59 | 8-7-0 | 181 | 40 | 85 | .52694 | 85 | 9 | 9 | | | | | | | | | | |
| DIV. I NON-CONF. | | 14-8-0 | .63636 | 62 | 1-2-0 | 281 | 51 | 160 | .49606 | 160 | 10 | 10 | | | | | | | | | | |
| <hr/> | | | | | | | | | | | | | | | | | | | | | | |
| TOTALS | | RPI 1-25 | | RPI 26-50 | | W-L RECORDS | | RPI 51-100 | | RPI 101-150 | | RPI 150+ | | | | | | | | | | |
| 27-16-0 | | 1-4-0 | | 2-1-0 | | OVERALL | | 5-5-0 | | 4-5-0 | | 15-1-0 | | | | | | | | | | |
| 17-8-0 | | 0-1-0 | | 0-0-0 | | HOME | | 5-4-0 | | 2-2-0 | | 10-1-0 | | | | | | | | | | |
| 10-8-0 | | 1-3-0 | | 2-1-0 | | AWAY | | 0-1-0 | | 2-3-0 | | 5-0-0 | | | | | | | | | | |
| 0-0-0 | | 0-0-0 | | 0-0-0 | | NEUTRAL | | 0-0-0 | | 0-0-0 | | 0-0-0 | | | | | | | | | | |
| 14-8-0 | | 1-1-0 | | 0-0-0 | | NON-CONFERENCE | | 2-2-0 | | 2-4-0 | | 9-1-0 | | | | | | | | | | |
| 9-4-0 | | 0-1-0 | | 0-0-0 | | HOME | | 2-1-0 | | 0-1-0 | | 7-1-0 | | | | | | | | | | |
| 5-4-0 | | 1-0-0 | | 0-0- | | AWAY | | 0-1-0 | | 2-3-0 | | 2-0-0 | | | | | | | | | | |
| 0-0-0 | | 0-0-0 | | 0-0-0 | | NEUTRAL | | 0-0-0 | | 0-0-0 | | 0-0-0 | | | | | | | | | | |
| 13-8-0 | | 0-3-0 | | 2-1-0 | | CONFERENCE | | 3-3-0 | | 2-1-0 | | 6-0-0 | | | | | | | | | | |
| 8-4-0 | | 0-0-0 | | 0-0-0 | | HOME | | 3-3-0 | | 2-1-0 | | 3-0-0 | | | | | | | | | | |
| 5-4-0 | | 0-3-0 | | 2-1-0 | | AWAY | | 0-0-0 | | 0-0-0 | | 3-0-0 | | | | | | | | | | |
| 0-0-0 | | 0-0-0 | | 0-0-0 | | NEUTRAL | | 0-0-0 | | 0-0-0 | | 0-0-0 | | | | | | | | | | |
| RPI | S | Opponent | | Score | | RPI | S | Opponent | | Score | | RPI | S | Opponent | | Score | | | | | | |
| 7 | A | Rice | | 0 2 | | 29 | A | Old Dominion | | 4 2 | | 60 | H | Arkansas St. | | 3 5 | | | | | | |
| 7 | A | Rice | | 3 5 | | 29 | A | Old Dominion | | 1 4 | | 60 | H | Arkansas St. | | 5 0 | | | | | | |
| 7 | A | Rice | | 3 5 | | 29 | A | Old Dominion | | 8 6 | | 60 | H | Arkansas St. | | 3 1 | | | | | | |
| 20 | A | Alabama | | 2 1 | | | | | | | | 66 | H | FIU | | 1 0 | | | | | | |
| 20 | H | Alabama | | 2 5 | | | | | | | | 66 | H | FIU | | 0 2 | | | | | | |
| | | | | | | | | | | | | 66 | H | FIU | | 1 0 | | | | | | |
| | | | | | | | | | | | | 67 | H | Southern Miss. | | 6 5 | | | | | | |
| | | | | | | | | | | | | 67 | H | Southern Miss. | | 2 3 | | | | | | |
| | | | | | | | | | | | | 67 | H | Southern Miss. | | 7 8 | | | | | | |
| | | | | | | | | | | | | 70 | A | Samford | | 5 13 | | | | | | |
| | | | | | | | | | | | | | | 171 | | A | Alabama St. | 13 1 | | | | |
| | | | | | | | | | | | | | | 181 | | H | Troy | 2 7 | | | | |
| | | | | | | | | | | | | | | 188 | | H | Marshall | 3 2 | | | | |
| | | | | | | | | | | | | | | 188 | | H | Marshall | 5 2 | | | | |
| | | | | | | | | | | | | | | 188 | | H | Marshall | 10 2 | | | | |
| | | | | | | | | | | | | | | 226 | | A | Louisiana Tech | 8 1 | | | | |
| | | | | | | | | | | | | | | 226 | | A | Louisiana Tech | 7 4 | | | | |
| | | | | | | | | | | | | | | 226 | | A | Louisiana Tech | 4 2 | | | | |
| | | | | | | | | | | | | | | 281 | | A | Alabama A&M | 10 3 | | | | |
| | | | | | | | | | | | | | | 281 | | H | Alabama A&M | 9 6 | | | | |
| | | | | | | | | | | | | | | 291 | | H | UT Martin | 3 2 | | | | |
| | | | | | | | | | | | | | | 291 | | H | UT Martin | 5 0 | | | | |
| | | | | | | | | | | | | | | 291 | | H | UT Martin | 5 3 | | | | |
| | | | | | | | | | | | | | | 292 | | H | Youngstown St. | 7 3 | | | | |
| | | | | | | | | | | | | | | 292 | | H | Youngstown St. | 4 2 | | | | |
| | | | | | | | | | | | | | | 292 | | H | Youngstown St. | 4 0 | | | | |
| <hr/> | | | | | | | | | | | | | | | | | | | | | | |
| LAST 15 GAMES | | | | | | | | | | | | | | | | | | | | | | |
| 188 H Marshall | | | | | | 5 2 | | | | | | 67 H Southern Miss. | | | | | | 7 8 | | | | |
| 188 H Marshall | | | | | | 3 2 | | | | | | 67 H Southern Miss. | | | | | | 6 5 | | | | |
| 188 H Marshall | | | | | | 10 2 | | | | | | 67 H Southern Miss. | | | | | | 2 3 | | | | |
| 7 A Rice | | | | | | 3 5 | | | | | | | | | | | | | | | | |
| 7 A Rice | | | | | | 3 5 | | | | | | | | | | | | | | | | |

Non-Div. I Games:

UAB

| | | | | |
|----|---|---------|---|---|
| 7 | A | Rice | 0 | 2 |
| 20 | H | Alabama | 2 | 5 |

U
A
B

U
A
B

| | | | | | | | | | | | | |
|------------------|--------------|-----------------|-------------------|----------------|----------------------|---------------------------|----------|-------------|----------------|---------------|----|----|
| Average RPI Win: | 224 | WON-LOST RECORD | WINNING PCT. RANK | LAST 15 GAMES | STRENGTH OF SCHEDULE | OPP. STRENGTH OF SCHEDULE | TEAM RPI | ADJ RPI | CONF. RPI | ADJ CONF. RPI | | |
| DIV. I ONLY | | 25-16-0 | .60976 | 70 | 11-4-0 | 171 | 230 | 86 | .52591 | 86 | 27 | 27 |
| DIV. I NON-CONF. | | 7-14-0 | .33333 | 239 | 1-2-0 | 27 | 125 | 149 | .50228 | 149 | 24 | 24 |
| <hr/> | | | | | | | | | | | | |
| TOTALS | RPI 1-25 | RPI 26-50 | | W-L RECORDS | | RPI 51-100 | | RPI 101-150 | | RPI 150+ | | |
| 25-16-0 | 1-4-0 | 0-1-0 | | OVERALL | | 2-3-0 | | 1-3-0 | | 21-5-0 | | |
| 12-2-0 | 0-0-0 | 0-0-0 | | HOME | | 0-0-0 | | 1-2-0 | | 11-0-0 | | |
| 12-9-0 | 1-4-0 | 0-0-0 | | AWAY | | 1-1-0 | | 0-0-0 | | 10-4-0 | | |
| 1-5-0 | 0-0-0 | 0-1-0 | | NEUTRAL | | 1-2-0 | | 0-1-0 | | 0-1-0 | | |
| 7-14-0 | 1-4-0 | 0-1-0 | | NON-CONFERENCE | | 2-3-0 | | 1-3-0 | | 3-3-0 | | |
| 3-2-0 | 0-0-0 | 0-0-0 | | HOME | | 0-0-0 | | 1-2-0 | | 2-0-0 | | |
| 3-7-0 | 1-4-0 | 0-0- | | AWAY | | 1-1-0 | | 0-0-0 | | 1-2-0 | | |
| 1-5-0 | 0-0-0 | 0-1-0 | | NEUTRAL | | 1-2-0 | | 0-1-0 | | 0-1-0 | | |
| 18-2-0 | 0-0-0 | 0-0-0 | | CONFERENCE | | 0-0-0 | | 0-0-0 | | 18-2-0 | | |
| 9-0-0 | 0-0-0 | 0-0-0 | | HOME | | 0-0-0 | | 0-0-0 | | 9-0-0 | | |
| 9-2-0 | 0-0-0 | 0-0-0 | | AWAY | | 0-0-0 | | 0-0-0 | | 9-2-0 | | |
| 0-0-0 | 0-0-0 | 0-0-0 | | NEUTRAL | | 0-0-0 | | 0-0-0 | | 0-0-0 | | |
| <hr/> | | | | | | | | | | | | |
| RPI S | Opponent | Score | | RPI S | Opponent | Score | | RPI S | Opponent | Score | | |
| 10 A | Oregon St. | 4 | 6 | 35 N | Arizona St. | 2 | 7 | 54 A | UC Irvine | 3 | 1 | |
| 10 A | Oregon St. | 0 | 7 | | | | | 55 A | Long Beach St. | 1 | 4 | |
| 10 A | Oregon St. | 2 | 13 | | | | | 99 N | Michigan St. | 7 | 1 | |
| 10 A | Oregon St. | 6 | 2 | | | | | 99 N | Michigan St. | 1 | 4 | |
| 16 A | Kentucky | 1 | 7 | | | | | 99 N | Michigan St. | 1 | 2 | |
| | | | | | | | | | Xavier | 2 | 3 | |
| | | | | | | | | | Kent St. | 7 | 9 | |
| | | | | | | | | | Bradley | 9 | 7 | |
| | | | | | | | | | Bradley | 1 | 5 | |
| | | | | | | | | | Toledo | 4 | 10 | |
| | | | | | | | | | Akron | 3 | 1 | |
| | | | | | | | | | Cincinnati | 3 | 12 | |
| | | | | | | | | | Cincinnati | 7 | 8 | |
| | | | | | | | | | Dayton | 13 | 1 | |
| | | | | | | | | | Dayton | 8 | 4 | |
| | | | | | | | | | Valparaiso | 4 | 2 | |
| | | | | | | | | | Valparaiso | 0 | 2 | |
| | | | | | | | | | Valparaiso | 1 | 3 | |
| | | | | | | | | | Ill.-Chicago | 11 | 5 | |
| | | | | | | | | | Ill.-Chicago | 9 | 7 | |
| | | | | | | | | | Ill.-Chicago | 4 | 1 | |
| | | | | | | | | | Ill.-Chicago | 8 | 6 | |
| | | | | | | | | | Ill.-Chicago | 8 | 7 | |
| | | | | | | | | | Ill.-Chicago | 18 | 10 | |
| | | | | | | | | | Oakland | 11 | 8 | |
| | | | | | | | | | Oakland | 8 | 6 | |
| | | | | | | | | | Oakland | 17 | 6 | |
| | | | | | | | | | Oakland | 5 | 4 | |
| | | | | | | | | | Oakland | 5 | 2 | |
| | | | | | | | | | Oakland | 2 | 0 | |
| | | | | | | | | | Milwaukee | 6 | 5 | |
| | | | | | | | | | Milwaukee | 11 | 6 | |
| | | | | | | | | | Milwaukee | 5 | 4 | |
| | | | | | | | | | Milwaukee | 2 | 0 | |
| | | | | | | | | | Milwaukee | 6 | 5 | |
| | | | | | | | | | Milwaukee | 11 | 6 | |
| <hr/> | | | | | | | | | | | | |
| LAST 15 GAMES | | | | | | | | | | | | |
| 259 A | Oakland | 17 | 6 | 272 H | Milwaukee | 6 | 5 | 259 H | Oakland | 5 | 4 | |
| 259 A | Oakland | 11 | 8 | 272 H | Milwaukee | 11 | 6 | 259 H | Oakland | 5 | 2 | |
| 259 A | Oakland | 8 | 6 | 272 H | Milwaukee | 5 | 4 | 259 H | Oakland | 2 | 0 | |
| 193 A | Akron | 3 | 1 | | | | | 272 H | Milwaukee | 6 | 5 | |
| 247 A | Ill.-Chicago | 9 | 7 | | | | | 272 H | Milwaukee | 11 | 6 | |

Non-Div. I Games:

Wright St.

Wright St.

| | | |
|--------------------|----|---|
| 247 A Ill.-Chicago | 4 | 1 |
| 247 A Ill.-Chicago | 11 | 5 |

Through Games Of April 27, 2014

| RPI | S | Opponent | Score | |
|-----|---|----------------|-------|---|
| 272 | H | Milwaukee | 5 | 4 |
| 292 | A | Youngstown St. | 4 | 2 |
| 292 | A | Youngstown St. | 5 | 1 |

Wright St.

W
r
i
g
h
t
S
t
.

W
r
i
g
h
t
S
t
.

| Average RPI Win: | 133 | WON-LOST RECORD | WINNING PCT. RANK | LAST 15 GAMES | STRENGTH OF SCHEDULE | OPP. STRENGTH OF SCHEDULE | TEAM RPI | ADJ RPI | CONF. RPI | ADJ CONF. RPI | | |
|-------------------|-------------|-----------------|-------------------|--------------------|----------------------|---------------------------|--------------------|-------------|-----------|----------------|-------|----|
| Average RPI Loss: | 78 | | | | | | | | | | | |
| DIV. I ONLY | | 21-22-0 | .48837 | 154 | 5-5-0 | 20 | 110 | 87 | .52518 | 87 | 13 | 13 |
| DIV. I NON-CONF. | | 15-15-0 | .5 | 142 | 2-1-0 | 7 | 78 | 62 | .53565 | 62 | 13 | 13 |
| <hr/> | | | | | | | | | | | | |
| TOTALS | RPI 1-25 | RPI 26-50 | | W-L RECORDS | | RPI 51-100 | | RPI 101-150 | | RPI 150+ | | |
| 21-22-0 | 2-5-0 | 2-3-0 | | OVERALL | | 4-8-0 | | 4-1-0 | | 9-5-0 | | |
| 15-11-0 | 2-5-0 | 2-1-0 | | HOME | | 3-3-0 | | 3-0-0 | | 5-2-0 | | |
| 5-11-0 | 0-0-0 | 0-2-0 | | AWAY | | 1-5-0 | | 0-1-0 | | 4-3-0 | | |
| 1-0-0 | 0-0-0 | 0-0-0 | | NEUTRAL | | 0-0-0 | | 1-0-0 | | 0-0-0 | | |
| <hr/> | | | | | | | | | | | | |
| 15-15-0 | 2-5-0 | 2-3-0 | | NON-CONFERENCE | | 3-6-0 | | 2-1-0 | | 6-0-0 | | |
| 12-9-0 | 2-5-0 | 2-1-0 | | HOME | | 3-3-0 | | 1-0-0 | | 4-0-0 | | |
| 2-6-0 | 0-0-0 | 0-0- | | AWAY | | 0-3-0 | | 0-1-0 | | 2-0-0 | | |
| 1-0-0 | 0-0-0 | 0-0-0 | | NEUTRAL | | 0-0-0 | | 1-0-0 | | 0-0-0 | | |
| <hr/> | | | | | | | | | | | | |
| 6-7-0 | 0-0-0 | 0-0-0 | | CONFERENCE | | 1-2-0 | | 2-0-0 | | 3-5-0 | | |
| 3-2-0 | 0-0-0 | 0-0-0 | | HOME | | 0-0-0 | | 2-0-0 | | 1-2-0 | | |
| 3-5-0 | 0-0-0 | 0-0-0 | | AWAY | | 1-2-0 | | 0-0-0 | | 2-3-0 | | |
| 0-0-0 | 0-0-0 | 0-0-0 | | NEUTRAL | | 0-0-0 | | 0-0-0 | | 0-0-0 | | |
| <hr/> | | | | | | | | | | | | |
| RPI S | Opponent | Score | RPI S | Opponent | Score | RPI S | Opponent | Score | RPI S | Opponent | Score | |
| 1 H | Virginia | 2 7 | 27 H | West Virginia | 3 9 | 53 H | VCU | 2 4 | 111 A | Elon | 2 3 | |
| 16 H | Kentucky | 4 10 | 27 H | West Virginia | 13 10 | 53 H | VCU | 8 14 | 111 H | Elon | 10 7 | |
| 19 H | Indiana St. | 1 6 | 27 H | West Virginia | 2 1 | 53 H | VCU | 4 2 | 113 N | Baylor | 5 3 | |
| 19 H | Indiana St. | 5 11 | 39 A | Pepperdine | 1 2 | 63 A | East Carolina | 5 8 | 125 H | Towson | 11 8 | |
| 19 H | Indiana St. | 3 2 | 42 A | North Carolina | 4 9 | 68 A | North Carolina St. | 2 10 | 125 H | Towson | 11 2 | |
| 22 H | Liberty | 6 14 | | | | 68 H | North Carolina St. | 2 11 | 154 H | UNC Greensboro | 5 2 | |
| 22 H | Liberty | 11 0 | | | | 71 A | William & Mary | 8 2 | 155 A | Delaware | 3 4 | |
| | | | | | | 71 A | William & Mary | 2 14 | 155 A | Delaware | 5 1 | |
| | | | | | | 71 A | William & Mary | 2 10 | 155 A | Delaware | 3 7 | |
| | | | | | | 74 A | San Diego | 2 5 | 176 A | James Madison | 6 4 | |
| | | | | | | 76 H | Campbell | 3 0 | 176 A | James Madison | 5 6 | |
| | | | | | | 95 H | VMI | 5 3 | 187 A | Coastal Caro. | 7 3 | |
| | | | | | | | | | 187 H | Coastal Caro. | 5 4 | |
| | | | | | | | | | 206 H | Hofstra | 1 3 | |
| | | | | | | | | | 206 H | Hofstra | 5 11 | |
| | | | | | | | | | 206 H | Hofstra | 9 2 | |
| | | | | | | | | | 284 A | N.C. Central | 9 0 | |
| | | | | | | | | | 295 H | Ohio | 9 1 | |
| | | | | | | | | | 295 H | Ohio | 6 3 | |
| <hr/> | | | | | | | | | | | | |
| | | | LAST 15 GAMES | | | | | | | | | |
| | | | 284 A | N.C. Central | 9 0 | 125 H | Towson | 11 2 | | | | |
| | | | 155 A | Delaware | 3 4 | 206 H | Hofstra | 1 3 | | | | |
| | | | 155 A | Delaware | 3 7 | 206 H | Hofstra | 5 11 | | | | |
| | | | 155 A | Delaware | 5 1 | | | | | | | |
| | | | 68 A | North Carolina St. | 2 10 | | | | | | | |

Non-Div. I Games:

UNC Wilmington

| | | | | |
|-----|---|--------|----|---|
| 111 | H | Elon | 10 | 7 |
| 125 | H | Towson | 11 | 8 |

U
N
C
W
i
l
m
i
n
g
t
o
n

U
N
C
W
i
l
m
i
n
g
t
o
n

| Average RPI Win: | | 139 | WON-LOST RECORD | | WINNING PCT. RANK | LAST 15 GAMES | STRENGTH OF SCHEDULE | | OPP. STRENGTH OF SCHEDULE | TEAM RPI | ADJ RPI | CONF. RPI | ADJ CONF. RPI | | | | | | |
|------------------|---|---------------|-----------------|-----------|-------------------|----------------|----------------------|------------|---------------------------|---------------|---------|-----------|---------------|----------|----|---------------|--|----|----|
| DIV. I ONLY | | | 23-21-0 | | .52273 | 132 | 7-7-0 | | 62 | 70 | 88 | .52512 | 88 | 11 | 11 | | | | |
| DIV. I NON-CONF. | | | 12-11-0 | | .52174 | 132 | 0-2-0 | | 79 | 59 | 95 | .52175 | 95 | 11 | 11 | | | | |
| TOTALS | | RPI 1-25 | | RPI 26-50 | | W-L RECORDS | | RPI 51-100 | | RPI 101-150 | | RPI 150+ | | | | | | | |
| 23-21-0 | | 2-6-0 | | 0-0-0 | | OVERALL | | 6-7-0 | | 3-1-0 | | 12-7-0 | | | | | | | |
| 17-7-0 | | 0-1-0 | | 0-0-0 | | HOME | | 6-3-0 | | 2-1-0 | | 9-2-0 | | | | | | | |
| 5-13-0 | | 2-5-0 | | 0-0-0 | | AWAY | | 0-3-0 | | 0-0-0 | | 3-5-0 | | | | | | | |
| 1-1-0 | | 0-0-0 | | 0-0-0 | | NEUTRAL | | 0-1-0 | | 1-0-0 | | 0-0-0 | | | | | | | |
| 12-11-0 | | 1-4-0 | | 0-0-0 | | NON-CONFERENCE | | 3-4-0 | | 1-0-0 | | 7-3-0 | | | | | | | |
| 10-2-0 | | 0-1-0 | | 0-0-0 | | HOME | | 3-0-0 | | 0-0-0 | | 7-1-0 | | | | | | | |
| 1-8-0 | | 1-3-0 | | 0-0- | | AWAY | | 0-3-0 | | 0-0-0 | | 0-2-0 | | | | | | | |
| 1-1-0 | | 0-0-0 | | 0-0-0 | | NEUTRAL | | 0-1-0 | | 1-0-0 | | 0-0-0 | | | | | | | |
| 11-10-0 | | 1-2-0 | | 0-0-0 | | CONFERENCE | | 3-3-0 | | 2-1-0 | | 5-4-0 | | | | | | | |
| 7-5-0 | | 0-0-0 | | 0-0-0 | | HOME | | 3-3-0 | | 2-1-0 | | 2-1-0 | | | | | | | |
| 4-5-0 | | 1-2-0 | | 0-0-0 | | AWAY | | 0-0-0 | | 0-0-0 | | 3-3-0 | | | | | | | |
| 0-0-0 | | 0-0-0 | | 0-0-0 | | NEUTRAL | | 0-0-0 | | 0-0-0 | | 0-0-0 | | | | | | | |
| RPI | S | Opponent | | Score | | RPI | S | Opponent | | Score | | RPI | S | Opponent | | Score | | | |
| 2 | A | Indiana | | 0 | 1 | | | 60 | H | Arkansas St. | | 9 | 6 | 110 | N | Pittsburgh | | 3 | 2 |
| 8 | A | Vanderbilt | | 3 | 2 | | | 60 | H | Arkansas St. | | 8 | 6 | 148 | H | South Ala. | | 10 | 13 |
| 12 | A | La.-Lafayette | | 14 | 3 | | | 60 | H | Arkansas St. | | 5 | 7 | 148 | H | South Ala. | | 7 | 2 |
| 12 | A | La.-Lafayette | | 4 | 7 | | | 62 | A | Georgia | | 6 | 8 | 148 | H | South Ala. | | 6 | 3 |
| 12 | A | La.-Lafayette | | 9 | 10 | | | 62 | A | Georgia | | 7 | 26 | 158 | H | UALR | | 8 | 0 |
| 16 | A | Kentucky | | 3 | 10 | | | 63 | A | East Carolina | | 1 | 2 | 158 | H | UALR | | 4 | 1 |
| 23 | A | Louisville | | 1 | 3 | | | 77 | H | Texas St. | | 4 | 1 | 158 | H | UALR | | 5 | 7 |
| 23 | H | Louisville | | 3 | 5 | | | 77 | H | Texas St. | | 4 | 13 | 159 | A | Lipscomb | | 2 | 10 |
| | | | | | | | | 77 | H | Texas St. | | 5 | 7 | 159 | H | Lipscomb | | 3 | 2 |
| | | | | | | | | 82 | N | Ohio St. | | 4 | 5 | 164 | A | Georgia St. | | 4 | 3 |
| | | | | | | | | 83 | H | Illinois | | 4 | 3 | 164 | A | Georgia St. | | 5 | 6 |
| | | | | | | | | 83 | H | Illinois | | 1 | 0 | 164 | A | Georgia St. | | 6 | 5 |
| | | | | | | | | 83 | H | Illinois | | 5 | 3 | 170 | H | Southern Ill. | | 2 | 3 |
| | | | | | | | | | | | | | | 170 | H | Southern Ill. | | 6 | 4 |
| | | | | | | | | | | | | | | 170 | H | Southern Ill. | | 6 | 1 |
| | | | | | | | | | | | | | | 181 | A | Troy | | 5 | 4 |
| | | | | | | | | | | | | | | 181 | A | Troy | | 6 | 11 |
| | | | | | | | | | | | | | | 181 | A | Troy | | 5 | 10 |
| | | | | | | | | | | | | | | 205 | A | Belmont | | 3 | 7 |
| | | | | | | | | | | | | | | 213 | H | Austin Peay | | 5 | 2 |
| | | | | | | | | | | | | | | 264 | H | UNC Asheville | | 13 | 2 |
| | | | | | | | | | | | | | | 264 | H | UNC Asheville | | 6 | 4 |
| | | | | | | | | | | | | | | 264 | H | UNC Asheville | | 8 | 5 |
| | | | | | LAST 15 GAMES | | | | | | | | | | | | | | |
| | | | | | 158 | H | UALR | | 4 | 1 | 2 | A | Indiana | | 0 | 1 | | | |
| | | | | | 158 | H | UALR | | 5 | 7 | 181 | A | Troy | | 5 | 10 | | | |
| | | | | | 158 | H | UALR | | 8 | 0 | 181 | A | Troy | | 6 | 11 | | | |
| | | | | | 23 | A | Louisville | | 1 | 3 | | | | | | | | | |
| | | | | | 148 | H | South Ala. | | 6 | 3 | | | | | | | | | |

Non-Div. I Games:

Western Ky.

| | | |
|------------------|----|----|
| 148 H South Ala. | 7 | 2 |
| 148 H South Ala. | 10 | 13 |

W
e
s
t
e
r
n
K
y
.

W
e
s
t
e
r
n
K
y
.

| Average RPI Win: 160 | | WON-LOST | WINNING | LAST 15 | STRENGTH OF | | OPP. STRENGTH | TEAM | ADJ | | CONF. | ADJ CONF. | | |
|----------------------|---|-----------------|-----------|---------|----------------|---|---------------|-------|-------------|--------|----------|--------------|-------|-------------------|
| Average RPI Loss: 63 | | RECORD | PCT. RANK | GAMES | SCHEDULE | | OF SCHEDULE | RPI | RPI | | RPI | RPI | | |
| DIV. I ONLY | | 25-20-0 | .55556 | 109 | 5-10-0 | | 49 | 98 | 89 | .52406 | 89 | 2 | 2 | |
| DIV. I NON-CONF. | | 18-9-0 | .66667 | 44 | 3-2-0 | | 183 | 217 | 123 | .51375 | 123 | 2 | 2 | |
| TOTALS | | RPI 1-25 | RPI 26-50 | | W-L RECORDS | | RPI 51-100 | | RPI 101-150 | | RPI 150+ | | | |
| 25-20-0 | | 1-6-0 | 2-4-0 | | OVERALL | | 6-6-0 | | 3-2-0 | | 13-2-0 | | | |
| 18-12-0 | | 1-3-0 | 1-3-0 | | HOME | | 4-3-0 | | 2-2-0 | | 10-1-0 | | | |
| 4-6-0 | | 0-3-0 | 1-1-0 | | AWAY | | 2-2-0 | | 1-0-0 | | 0-0-0 | | | |
| 3-2-0 | | 0-0-0 | 0-0-0 | | NEUTRAL | | 0-1-0 | | 0-0-0 | | 3-1-0 | | | |
| 18-9-0 | | 0-0-0 | 0-1-0 | | NON-CONFERENCE | | 2-4-0 | | 3-2-0 | | 13-2-0 | | | |
| 14-5-0 | | 0-0-0 | 0-0-0 | | HOME | | 2-2-0 | | 2-2-0 | | 10-1-0 | | | |
| 1-2-0 | | 0-0-0 | 0-0- | | AWAY | | 0-1-0 | | 1-0-0 | | 0-0-0 | | | |
| 3-2-0 | | 0-0-0 | 0-0-0 | | NEUTRAL | | 0-1-0 | | 0-0-0 | | 3-1-0 | | | |
| 7-11-0 | | 1-6-0 | 2-3-0 | | CONFERENCE | | 4-2-0 | | 0-0-0 | | 0-0-0 | | | |
| 4-7-0 | | 1-3-0 | 1-3-0 | | HOME | | 2-1-0 | | 0-0-0 | | 0-0-0 | | | |
| 3-4-0 | | 0-3-0 | 1-0-0 | | AWAY | | 2-1-0 | | 0-0-0 | | 0-0-0 | | | |
| 0-0-0 | | 0-0-0 | 0-0-0 | | NEUTRAL | | 0-0-0 | | 0-0-0 | | 0-0-0 | | | |
| RPI | S | Opponent | Score | | RPI | S | Opponent | Score | | RPI | S | Opponent | Score | |
| 11 | A | Texas Tech | 4 | 14 | 27 | H | West Virginia | 5 | 3 | 57 | A | Kansas | 3 | 4 |
| 11 | A | Texas Tech | 5 | 9 | 27 | H | West Virginia | 0 | 7 | 57 | A | Kansas | 2 | 1 |
| 11 | A | Texas Tech | 4 | 14 | 27 | H | West Virginia | 5 | 9 | 57 | A | Kansas | 2 | 1 |
| 13 | H | TCU | 9 | 5 | 40 | A | Oklahoma St. | 12 | 9 | 72 | A | Oral Roberts | 0 | 3 |
| 14 | H | Texas | 2 | 7 | 40 | H | Oklahoma St. | 1 | 3 | 72 | H | Oral Roberts | 0 | 2 |
| 14 | H | Texas | 8 | 10 | 45 | A | UCF | 1 | 4 | 82 | N | Ohio St. | 3 | 6 |
| 14 | H | Texas | 1 | 8 | | | | | | 90 | H | Rutgers | 16 | 11 |
| | | | | | | | | | | 90 | H | Rutgers | 7 | 5 |
| | | | | | | | | | | 90 | H | Rutgers | 6 | 8 |
| | | | | | | | | | | 96 | H | Kansas St. | 0 | 5 |
| | | | | | | | | | | 96 | H | Kansas St. | 11 | 4 |
| | | | | | | | | | | 96 | H | Kansas St. | 11 | 2 |
| | | | | | | | | | | | | 205 | H | Belmont |
| | | | | | | | | | | | | 205 | H | Belmont |
| | | | | | | | | | | | | 205 | H | Belmont |
| | | | | | | | | | | | | 249 | H | Bakersfield |
| | | | | | | | | | | | | 249 | H | Bakersfield |
| | | | | | | | | | | | | 249 | H | Bakersfield |
| | | | | | | | | | | | | 266 | H | Abilene Christian |
| | | | | | | | | | | | | 266 | H | Abilene Christian |
| | | | | | | | | | | | | 278 | H | Ark.-Pine Bluff |
| | | | | | | | | | | | | 278 | H | Ark.-Pine Bluff |
| | | | | | | | | | | | | 282 | N | Manhattan |
| LAST 15 GAMES | | | | | | | | | | | | | | |
| 11 | A | Texas Tech | 4 | 14 | 40 | A | Oklahoma St. | 12 | 9 | | | | | |
| 11 | A | Texas Tech | 4 | 14 | 14 | H | Texas | 1 | 8 | | | | | |
| 11 | A | Texas Tech | 5 | 9 | 14 | H | Texas | 2 | 7 | | | | | |
| 143 | H | Texas-Arlington | 5 | 6 | | | | | | | | | | |
| 27 | H | West Virginia | 5 | 9 | | | | | | | | | | |

Non-Div. I Games:

Oklahoma

| | | |
|--------------------|---|---|
| 27 H West Virginia | 5 | 3 |
| 27 H West Virginia | 0 | 7 |

O
k
l
a
h
o
m
a

O
k
l
a
h
o
m
a

| Average RPI Win: 163 | | WON-LOST | WINNING | LAST 15 | STRENGTH OF | | OPP. STRENGTH | TEAM | ADJ | | CONF. | ADJ CONF. | | | |
|----------------------|------------|----------|-----------|--------------|----------------|-------|---------------|-------|-------------|---------------|----------|-----------|--|--|--|
| Average RPI Loss: 78 | | RECORD | PCT. RANK | GAMES | SCHEDULE | | OF SCHEDULE | RPI | RPI | | RPI | RPI | | | |
| DIV. I ONLY | | 19-22-0 | .46341 | 167 | 58 | | 86 | 90 | .52405 | | 90 | 8 | | | |
| DIV. I NON-CONF. | | 13-14-0 | .48148 | 156 | 130 | | 122 | 130 | .51136 | | 130 | 9 | | | |
| TOTALS | | RPI 1-25 | RPI 26-50 | | W-L RECORDS | | RPI 51-100 | | RPI 101-150 | | RPI 150+ | | | | |
| 19-22-0 | | 2-4-0 | 1-5-0 | | OVERALL | | 2-8-0 | | 5-3-0 | | 9-2-0 | | | | |
| 11-4-0 | | 1-2-0 | 0-0-0 | | HOME | | 0-1-0 | | 2-1-0 | | 8-0-0 | | | | |
| 6-18-0 | | 1-2-0 | 1-5-0 | | AWAY | | 1-7-0 | | 3-2-0 | | 0-2-0 | | | | |
| 2-0-0 | | 0-0-0 | 0-0-0 | | NEUTRAL | | 1-0-0 | | 0-0-0 | | 1-0-0 | | | | |
| 13-14-0 | | 0-0-0 | 1-2-0 | | NON-CONFERENCE | | 2-8-0 | | 4-2-0 | | 6-2-0 | | | | |
| 7-2-0 | | 0-0-0 | 0-0-0 | | HOME | | 0-1-0 | | 2-1-0 | | 5-0-0 | | | | |
| 4-12-0 | | 0-0-0 | 1-0- | | AWAY | | 1-7-0 | | 2-1-0 | | 0-2-0 | | | | |
| 2-0-0 | | 0-0-0 | 0-0-0 | | NEUTRAL | | 1-0-0 | | 0-0-0 | | 1-0-0 | | | | |
| 6-8-0 | | 2-4-0 | 0-3-0 | | CONFERENCE | | 0-0-0 | | 1-1-0 | | 3-0-0 | | | | |
| 4-2-0 | | 1-2-0 | 0-0-0 | | HOME | | 0-0-0 | | 0-0-0 | | 3-0-0 | | | | |
| 2-6-0 | | 1-2-0 | 0-3-0 | | AWAY | | 0-0-0 | | 1-1-0 | | 0-0-0 | | | | |
| 0-0-0 | | 0-0-0 | 0-0-0 | | NEUTRAL | | 0-0-0 | | 0-0-0 | | 0-0-0 | | | | |
| RPI S | Opponent | Score | RPI S | Opponent | Score | RPI S | Opponent | Score | RPI S | Opponent | Score | | | | |
| 9 H | Houston | 1 9 | 29 A | Old Dominion | 4 2 | 52 H | Columbia | 2 13 | 119 A | UConn | 7 5 | | | | |
| 9 H | Houston | 7 3 | 29 A | Old Dominion | 3 12 | 53 A | VCU | 6 7 | 119 A | UConn | 4 11 | | | | |
| 9 H | Houston | 1 2 | 29 A | Old Dominion | 6 12 | 66 A | FIU | 1 13 | 137 A | Virginia Tech | 3 6 | | | | |
| 23 A | Louisville | 8 9 | 45 A | UCF | 1 3 | 66 A | FIU | 0 5 | 149 A | Jacksonville | 10 2 | | | | |
| 23 A | Louisville | 1 6 | 45 A | UCF | 3 4 | 66 A | FIU | 4 5 | 149 A | Jacksonville | 6 2 | | | | |
| 23 A | Louisville | 11 2 | 45 A | UCF | 3 10 | 66 A | FIU | 6 7 | 150 H | Hartford | 4 3 | | | | |
| | | | | | | 89 A | Oklahoma | 8 6 | 150 H | Hartford | 8 11 | | | | |
| | | | | | | 89 A | Oklahoma | 5 7 | 150 H | Hartford | 4 1 | | | | |
| | | | | | | 89 A | Oklahoma | 11 16 | 204 H | Cincinnati | 3 1 | | | | |
| | | | | | | 97 N | Buffalo | 6 3 | 204 H | Cincinnati | 5 4 | | | | |
| | | | | | | | | | 204 H | Cincinnati | 4 1 | | | | |
| | | | | | | | | | 206 H | Hofstra | 13 5 | | | | |
| | | | | | | | | | 211 A | Wagner | 7 10 | | | | |
| | | | | | | | | | 246 H | Lafayette | 7 1 | | | | |
| | | | | | | | | | 246 N | Lafayette | 5 1 | | | | |
| | | | | | | | | | 250 H | Fordham | 13 3 | | | | |
| | | | | | | | | | 286 H | Rider | 6 4 | | | | |
| | | | | | | | | | 290 A | Iona | 4 6 | | | | |
| | | | | | | | | | 290 H | Iona | 7 5 | | | | |
| LAST 15 GAMES | | | | | | | | | | | | | | | |
| 45 A | UCF | 3 10 | 204 H | Cincinnati | 5 4 | | | | | | | | | | |
| 45 A | UCF | 3 4 | 246 H | Lafayette | 7 1 | | | | | | | | | | |
| 45 A | UCF | 1 3 | 150 H | Hartford | 8 11 | | | | | | | | | | |
| 211 A | Wagner | 7 10 | | | | | | | | | | | | | |
| 286 H | Rider | 6 4 | | | | | | | | | | | | | |

Non-Div. I Games:

Rutgers

| | | |
|------------------|---|---|
| 204 H Cincinnati | 4 | 1 |
| 204 H Cincinnati | 3 | 1 |

R
u
t
g
e
r
s

R
u
t
g
e
r
s

| Average RPI Win: 179 | | WON-LOST RECORD | | WINNING PCT. RANK | | LAST 15 GAMES | | STRENGTH OF SCHEDULE | | OPP. STRENGTH OF SCHEDULE | | TEAM RPI | | ADJ RPI | | CONF. RPI | | ADJ CONF. RPI | |
|----------------------|---|-----------------|--|-------------------|--|----------------|---|----------------------|--|---------------------------|--|----------|---|---------------------|--|-----------|--|---------------|--|
| DIV. I ONLY | | 25-12-0 | | .67568 36 | | 10-5-0 | | 196 | | 128 | | 91 | | .52398 91 | | 12 | | 12 | |
| DIV. I NON-CONF. | | 10-8-0 | | .55556 116 | | 1-2-0 | | 257 | | 101 | | 209 | | .47345 209 | | 17 | | 17 | |
| TOTALS | | RPI 1-25 | | RPI 26-50 | | W-L RECORDS | | RPI 51-100 | | RPI 101-150 | | RPI 150+ | | | | | | | |
| 25-12-0 | | 0-1-0 | | 0-1-0 | | OVERALL | | 4-3-0 | | 3-3-0 | | 18-4-0 | | | | | | | |
| 20-6-0 | | 0-0-0 | | 0-0-0 | | HOME | | 4-1-0 | | 3-3-0 | | 13-2-0 | | | | | | | |
| 5-6-0 | | 0-1-0 | | 0-1-0 | | AWAY | | 0-2-0 | | 0-0-0 | | 5-2-0 | | | | | | | |
| 0-0-0 | | 0-0-0 | | 0-0-0 | | NEUTRAL | | 0-0-0 | | 0-0-0 | | 0-0-0 | | | | | | | |
| 10-8-0 | | 0-1-0 | | 0-1-0 | | NON-CONFERENCE | | 2-2-0 | | 1-2-0 | | 7-2-0 | | | | | | | |
| 10-3-0 | | 0-0-0 | | 0-0-0 | | HOME | | 2-0-0 | | 1-2-0 | | 7-1-0 | | | | | | | |
| 0-5-0 | | 0-1-0 | | 0-0- | | AWAY | | 0-2-0 | | 0-0-0 | | 0-1-0 | | | | | | | |
| 0-0-0 | | 0-0-0 | | 0-0-0 | | NEUTRAL | | 0-0-0 | | 0-0-0 | | 0-0-0 | | | | | | | |
| 15-4-0 | | 0-0-0 | | 0-0-0 | | CONFERENCE | | 2-1-0 | | 2-1-0 | | 11-2-0 | | | | | | | |
| 10-3-0 | | 0-0-0 | | 0-0-0 | | HOME | | 2-1-0 | | 2-1-0 | | 6-1-0 | | | | | | | |
| 5-1-0 | | 0-0-0 | | 0-0-0 | | AWAY | | 0-0-0 | | 0-0-0 | | 5-1-0 | | | | | | | |
| 0-0-0 | | 0-0-0 | | 0-0-0 | | NEUTRAL | | 0-0-0 | | 0-0-0 | | 0-0-0 | | | | | | | |
| RPI | S | Opponent | | Score | | RPI | S | Opponent | | Score | | RPI | S | Opponent | | Score | | | |
| 6 | A | South Carolina | | 0 8 | | 42 | A | North Carolina | | 3 10 | | 61 | H | Duke | | 3 2 | | | |
| | | | | | | | | | | | | 68 | A | North Carolina St. | | 5 7 | | | |
| | | | | | | | | | | | | 70 | H | Samford | | 7 2 | | | |
| | | | | | | | | | | | | 70 | H | Samford | | 10 9 | | | |
| | | | | | | | | | | | | 70 | H | Samford | | 5 6 | | | |
| | | | | | | | | | | | | 81 | A | Wake Forest | | 3 4 | | | |
| | | | | | | | | | | | | 81 | H | Wake Forest | | 7 6 | | | |
| | | | | | | | | | | | | 127 | H | Ga. Southern | | 5 2 | | | |
| | | | | | | | | | | | | 127 | H | Ga. Southern | | 6 0 | | | |
| | | | | | | | | | | | | 127 | H | Ga. Southern | | 5 7 | | | |
| | | | | | | | | | | | | 135 | H | Miami (OH) | | 0 6 | | | |
| | | | | | | | | | | | | 135 | H | Miami (OH) | | 11 14 | | | |
| | | | | | | | | | | | | 135 | H | Miami (OH) | | 13 6 | | | |
| | | | | | | | | | | | | 154 | H | UNC Greensboro | | 7 6 | | | |
| | | | | | | | | | | | | 179 | H | Citadel | | 10 8 | | | |
| | | | | | | | | | | | | 179 | H | Citadel | | 13 3 | | | |
| | | | | | | | | | | | | 179 | H | Citadel | | 2 1 | | | |
| | | | | | | | | | | | | 184 | A | Furman | | 10 5 | | | |
| | | | | | | | | | | | | 184 | A | Furman | | 11 6 | | | |
| | | | | | | | | | | | | 184 | A | Furman | | 3 2 | | | |
| | | | | | | | | | | | | 185 | A | Appalachian St. | | 15 9 | | | |
| | | | | | | | | | | | | 185 | A | Appalachian St. | | 12 0 | | | |
| | | | | | | | | | | | | 185 | A | Appalachian St. | | 6 14 | | | |
| | | | | | | | | | | | | 195 | H | Winthrop | | 3 0 | | | |
| | | | | | | | | | | | | 207 | H | Mt. St. Mary's | | 11 0 | | | |
| | | | | | | | | | | | | 207 | H | Mt. St. Mary's | | 2 8 | | | |
| | | | | | | | | | | | | 215 | H | Wofford | | 7 20 | | | |
| | | | | | | | | | | | | 215 | H | Wofford | | 9 7 | | | |
| | | | | | | | | | | | | 215 | H | Wofford | | 7 3 | | | |
| | | | | | | | | | | | | 264 | A | UNC Asheville | | 10 12 | | | |
| | | | | | | | | | | | | 267 | H | Fairleigh Dickinson | | 4 2 | | | |
| | | | | | | | | | | | | 270 | H | Massachusetts | | 9 8 | | | |
| | | | | | | | | | | | | 270 | H | Massachusetts | | 13 3 | | | |
| | | | | | | | | | | | | 280 | H | N.C. A&T | | 3 1 | | | |
| LAST 15 GAMES | | | | | | | | | | | | | | | | | | | |
| | | | | | | | | | | | | | | | | | | | |
| | | | | | | | | | | | | | | | | | | | |
| | | | | | | | | | | | | | | | | | | | |
| | | | | | | | | | | | | | | | | | | | |
| | | | | | | | | | | | | | | | | | | | |
| | | | | | | | | | | | | | | | | | | | |
| | | | | | | | | | | | | | | | | | | | |
| | | | | | | | | | | | | | | | | | | | |
| | | | | | | | | | | | | | | | | | | | |
| | | | | | | | | | | | | | | | | | | | |
| | | | | | | | | | | | | | | | | | | | |
| | | | | | | | | | | | | | | | | | | | |
| | | | | | | | | | | | | | | | | | | | |
| | | | | | | | | | | | | | | | | | | | |
| | | | | | | | | | | | | | | | | | | | |
| | | | | | | | | | | | | | | | | | | | |
| | | | | | | | | | | | | | | | | | | | |
| | | | | | | | | | | | | | | | | | | | |
| | | | | | | | | | | | | | | | | | | | |
| | | | | | | | | | | | | | | | | | | | |
| | | | | | | | | | | | | | | | | | | | |
| | | | | | | | | | | | | | | | | | | | |
| | | | | | | | | | | | | | | | | | | | |
| | | | | | | | | | | | | | | | | | | | |
| | | | | | | | | | | | | | | | | | | | |
| | | | | | | | | | | | | | | | | | | | |
| | | | | | | | | | | | | | | | | | | | |
| | | | | | | | | | | | | | | | | | | | |
| | | | | | | | | | | | | | | | | | | | |
| | | | | | | | | | | | | | | | | | | | |
| | | | | | | | | | | | | | | | | | | | |
| | | | | | | | | | | | | | | | | | | | |
| | | | | | | | | | | | | | | | | | | | |
| | | | | | | | | | | | | | | | | | | | |

| | | | | |
|----|---|---------|---|---|
| 70 | H | Samford | 7 | 2 |
| 70 | H | Samford | 5 | 6 |

| RPI | S | Opponent | Score | |
|-----|---|----------|-------|---|
| 280 | H | N.C. A&T | 7 | 4 |

D
a
v
i
d
s
o
n

D
a
v
i
d
s
o
n

Davidson

| | | | | | | | | | | | | | | | | | |
|-------------------|---|----------|-----------------|---------------|-------------------|------------------|---|----------------------|---|---------------------------|----------|---------------|-----------|--------------------|---|-------|----|
| Average RPI Win: | | 158 | WON-LOST RECORD | | WINNING PCT. RANK | LAST 15 GAMES | | STRENGTH OF SCHEDULE | | OPP. STRENGTH OF SCHEDULE | TEAM RPI | ADJ RPI | CONF. RPI | ADJ CONF. RPI | | | |
| Average RPI Loss: | | 65 | | | | | | | | | | | | | | | |
| DIV. I ONLY | | | 18-21-0 | | .46154 | 169 | | 25 | | 148 | 92 | .52281 | 92 | 6 | | | |
| DIV. I NON-CONF. | | | 11-16-0 | | .40741 | 204 | | 19 | | 155 | 129 | .51177 | 129 | 6 | | | |
| TOTALS | | RPI 1-25 | | RPI 26-50 | | W-L RECORDS | | RPI 51-100 | | RPI 101-150 | | RPI 150+ | | | | | |
| 18-21-0 | | 0-3-0 | | 1-5-0 | | OVERALL | | 1-10-0 | | 7-2-0 | | 9-1-0 | | | | | |
| 13-7-0 | | 0-0-0 | | 0-2-0 | | HOME | | 0-2-0 | | 7-2-0 | | 6-1-0 | | | | | |
| 5-14-0 | | 0-3-0 | | 1-3-0 | | AWAY | | 1-8-0 | | 0-0-0 | | 3-0-0 | | | | | |
| 0-0-0 | | 0-0-0 | | 0-0-0 | | NEUTRAL | | 0-0-0 | | 0-0-0 | | 0-0-0 | | | | | |
| 11-16-0 | | 0-3-0 | | 0-3-0 | | NON-CONFERENCE | | 0-8-0 | | 7-2-0 | | 4-0-0 | | | | | |
| 8-6-0 | | 0-0-0 | | 0-2-0 | | HOME | | 0-2-0 | | 7-2-0 | | 1-0-0 | | | | | |
| 3-10-0 | | 0-3-0 | | 0-0- | | AWAY | | 0-6-0 | | 0-0-0 | | 3-0-0 | | | | | |
| 0-0-0 | | 0-0-0 | | 0-0-0 | | NEUTRAL | | 0-0-0 | | 0-0-0 | | 0-0-0 | | | | | |
| 7-5-0 | | 0-0-0 | | 1-2-0 | | CONFERENCE | | 1-2-0 | | 0-0-0 | | 5-1-0 | | | | | |
| 5-1-0 | | 0-0-0 | | 0-0-0 | | HOME | | 0-0-0 | | 0-0-0 | | 5-1-0 | | | | | |
| 2-4-0 | | 0-0-0 | | 1-2-0 | | AWAY | | 1-2-0 | | 0-0-0 | | 0-0-0 | | | | | |
| 0-0-0 | | 0-0-0 | | 0-0-0 | | NEUTRAL | | 0-0-0 | | 0-0-0 | | 0-0-0 | | | | | |
| RPI | S | Opponent | | Score | | RPI | S | Opponent | | Score | | RPI | S | Opponent | | Score | |
| 25 | A | Oregon | | 2 | 7 | 26 | A | UNLV | | 4 | 5 | 54 | A | UC Irvine | | 0 | 8 |
| 25 | A | Oregon | | 5 | 6 | 27 | H | West Virginia | | 1 | 2 | 54 | A | UC Irvine | | 3 | 1 |
| 25 | A | Oregon | | 4 | 7 | 27 | H | West Virginia | | 4 | 7 | 54 | A | UC Irvine | | 2 | 4 |
| | | | | | | 49 | A | UC Santa Barbara | | 2 | 6 | 56 | A | San Diego St. | | 3 | 4 |
| | | | | | | 49 | A | UC Santa Barbara | | 5 | 6 | 56 | A | San Diego St. | | 5 | 6 |
| | | | | | | 49 | A | UC Santa Barbara | | 7 | 3 | 56 | H | San Diego St. | | 7 | 8 |
| | | | | | | | | | | | | 74 | A | San Diego | | 6 | 7 |
| | | | | | | | | | | | | 74 | H | San Diego | | 8 | 13 |
| | | | | | | | | | | | | 77 | A | Texas St. | | 5 | 7 |
| | | | | | | | | | | | | 77 | A | Texas St. | | 7 | 8 |
| | | | | | | | | | | | | 77 | A | Texas St. | | 0 | 2 |
| | | | | | | | | | | | | 112 | H | Washington St. | | 12 | 7 |
| | | | | | | | | | | | | 121 | H | Sacramento St. | | 9 | 1 |
| | | | | | | | | | | | | 121 | H | Sacramento St. | | 6 | 1 |
| | | | | | | | | | | | | 126 | H | Stony Brook | | 11 | 3 |
| | | | | | | | | | | | | 126 | H | Stony Brook | | 1 | 2 |
| | | | | | | | | | | | | 126 | H | Stony Brook | | 3 | 2 |
| | | | | | | | | | | | | 139 | H | San Francisco | | 10 | 2 |
| | | | | | | | | | | | | 139 | H | San Francisco | | 3 | 6 |
| | | | | | | | | | | | | 139 | H | San Francisco | | 8 | 5 |
| | | | | | | | | | | | | 161 | H | Gonzaga | | 11 | 6 |
| | | | | | | | | | | | | 189 | H | Cal St. Northridge | | 6 | 2 |
| | | | | | | | | | | | | 189 | H | Cal St. Northridge | | 1 | 7 |
| | | | | | | | | | | | | 189 | H | Cal St. Northridge | | 4 | 2 |
| | | | | | | | | | | | | 190 | H | UC Davis | | 12 | 9 |
| | | | | | | | | | | | | 190 | H | UC Davis | | 4 | 2 |
| | | | | | | | | | | | | 190 | H | UC Davis | | 7 | 6 |
| | | | | | | | | | | | | 249 | A | Bakersfield | | 9 | 6 |
| | | | | | | | | | | | | 249 | A | Bakersfield | | 7 | 6 |
| | | | | | | | | | | | | 249 | A | Bakersfield | | 4 | 3 |
| | | | | LAST 15 GAMES | | | | | | | | | | | | | |
| | | | | 49 | A | UC Santa Barbara | | 7 | 3 | 56 | A | San Diego St. | | 5 | 6 | | |
| | | | | 49 | A | UC Santa Barbara | | 5 | 6 | 25 | A | Oregon | | 5 | 6 | | |
| | | | | 49 | A | UC Santa Barbara | | 2 | 6 | 25 | A | Oregon | | 4 | 7 | | |
| | | | | 74 | A | San Diego | | 6 | 7 | | | | | | | | |
| | | | | 190 | H | UC Davis | | 4 | 2 | | | | | | | | |

Non-Div. I Games:

UC Riverside

| | | |
|----------------|----|---|
| 190 H UC Davis | 7 | 6 |
| 190 H UC Davis | 12 | 9 |

U
C
R
i
v
e
r
s
i
d
e

U
C
R
i
v
e
r
s
i
d
e

| Average RPI Win: 141 | | WON-LOST | WINNING | LAST 15 | STRENGTH OF | | OPP. STRENGTH | TEAM | ADJ | CONF. | ADJ CONF. |
|-----------------------|----------|----------|---------------|----------------|----------------|---------------|---------------|-------|---------------|------------------|-----------|
| Average RPI Loss: 118 | | RECORD | PCT. RANK | GAMES | SCHEDULE | | OF SCHEDULE | RPI | RPI | RPI | RPI |
| DIV. I ONLY | | 25-20-0 | .55556 | 109 | 12-3-0 | | 103 | 90 | 93 | .52254 | 93 |
| DIV. I NON-CONF. | | 14-11-0 | .56 | 111 | 3-0-0 | | 84 | 40 | 97 | .52079 | 97 |
| TOTALS | | RPI 1-25 | RPI 26-50 | | W-L RECORDS | | RPI 51-100 | | RPI 101-150 | | RPI 150+ |
| 25-20-0 | | 1-2-0 | 1-3-0 | | OVERALL | | 5-2-0 | | 7-7-0 | | 11-6-0 |
| 15-11-0 | | 0-0-0 | 0-2-0 | | HOME | | 3-2-0 | | 3-1-0 | | 9-6-0 |
| 9-9-0 | | 1-2-0 | 1-1-0 | | AWAY | | 1-0-0 | | 4-6-0 | | 2-0-0 |
| 1-0-0 | | 0-0-0 | 0-0-0 | | NEUTRAL | | 1-0-0 | | 0-0-0 | | 0-0-0 |
| 14-11-0 | | 0-0-0 | 1-3-0 | | NON-CONFERENCE | | 5-2-0 | | 5-3-0 | | 3-3-0 |
| 9-8-0 | | 0-0-0 | 0-2-0 | | HOME | | 3-2-0 | | 3-1-0 | | 3-3-0 |
| 4-3-0 | | 0-0-0 | 1-0- | | AWAY | | 1-0-0 | | 2-2-0 | | 0-0-0 |
| 1-0-0 | | 0-0-0 | 0-0-0 | | NEUTRAL | | 1-0-0 | | 0-0-0 | | 0-0-0 |
| 11-9-0 | | 1-2-0 | 0-0-0 | | CONFERENCE | | 0-0-0 | | 2-4-0 | | 8-3-0 |
| 6-3-0 | | 0-0-0 | 0-0-0 | | HOME | | 0-0-0 | | 0-0-0 | | 6-3-0 |
| 5-6-0 | | 1-2-0 | 0-0-0 | | AWAY | | 0-0-0 | | 2-4-0 | | 2-0-0 |
| 0-0-0 | | 0-0-0 | 0-0-0 | | NEUTRAL | | 0-0-0 | | 0-0-0 | | 0-0-0 |
| RPI S | Opponent | Score | RPI S | Opponent | Score | RPI S | Opponent | Score | RPI S | Opponent | Score |
| 21 A | Mercer | 2 1 | 33 A | Georgia Tech | 5 3 | 52 H | Columbia | 3 9 | 103 H | Middle Tenn. | 10 11 |
| 21 A | Mercer | 4 8 | 33 H | Georgia Tech | 7 8 | 52 H | Columbia | 5 8 | 103 H | Middle Tenn. | 5 1 |
| 21 A | Mercer | 8 11 | 47 A | Auburn | 5 10 | 52 H | Columbia | 15 1 | 103 H | Middle Tenn. | 18 1 |
| | | | 47 H | Auburn | 1 6 | 52 H | Columbia | 2 0 | 105 A | FGCU | 3 4 |
| | | | | | | 58 H | Western Caro. | 4 3 | 105 A | FGCU | 0 5 |
| | | | | | | 62 A | Georgia | 10 7 | 105 A | FGCU | 11 9 |
| | | | | | | 62 N | Georgia | 3 1 | 127 A | Ga. Southern | 3 0 |
| | | | | | | | | | 144 A | Jacksonville St. | 0 1 |
| | | | | | | | | | 144 A | Jacksonville St. | 8 9 |
| | | | | | | | | | 144 A | Jacksonville St. | 10 1 |
| | | | | | | | | | 144 H | Jacksonville St. | 11 4 |
| | | | | | | | | | 149 A | Jacksonville | 10 4 |
| | | | | | | | | | 149 A | Jacksonville | 3 4 |
| | | | | | | | | | 149 A | Jacksonville | 5 10 |
| | | | | | | | | | 159 H | Lipscomb | 5 7 |
| | | | | | | | | | 159 H | Lipscomb | 6 7 |
| | | | | | | | | | 159 H | Lipscomb | 1 2 |
| | | | | | | | | | 164 H | Georgia St. | 3 0 |
| | | | | | | | | | 194 H | East Tenn. St. | 9 5 |
| | | | | | | | | | 194 H | East Tenn. St. | 9 6 |
| | | | | | | | | | 194 H | East Tenn. St. | 9 8 |
| | | | | | | | | | 200 H | Stetson | 9 8 |
| | | | | | | | | | 200 H | Stetson | 5 0 |
| | | | | | | | | | 200 H | Stetson | 6 3 |
| | | | | | | | | | 223 H | Gardner-Webb | 10 6 |
| | | | | | | | | | 223 H | Gardner-Webb | 0 3 |
| | | | | | | | | | 223 H | Gardner-Webb | 4 8 |
| LAST 15 GAMES | | | LAST 15 GAMES | | | LAST 15 GAMES | | | LAST 15 GAMES | | |
| | | | 194 H | East Tenn. St. | 9 8 | | | | 200 H | Stetson | 5 0 |
| | | | 194 H | East Tenn. St. | 9 5 | | | | 200 H | Stetson | 6 3 |
| | | | 194 H | East Tenn. St. | 9 6 | | | | 144 H | Jacksonville St. | 11 4 |
| | | | 62 N | Georgia | 3 1 | | | | | | |
| | | | 254 A | USC Upstate | 12 3 | | | | | | |

Non-Div. I Games:

Kennesaw St.

Kennesaw St.

| | | | | |
|-----|---|-------------|---|---|
| 254 | A | USC Upstate | 6 | 1 |
| 200 | H | Stetson | 9 | 8 |

Through Games Of April 27, 2014

| RPI | S | Opponent | Score | |
|-----|---|--------------|-------|---|
| 223 | H | Gardner-Webb | 2 | 1 |
| 254 | A | USC Upstate | 6 | 1 |
| 254 | A | USC Upstate | 12 | 3 |
| 263 | H | Savannah St. | 5 | 7 |

Kennesaw St.

K
e
n
n
e
s
a
w
S
t
.

K
e
n
n
e
s
a
w
S
t
.

| | | | | | | | | | | | | |
|-------------------|----------|------------------|-----------|----------------|-------------|---------------|-------|-------------|--------|------------------|-------|------------------|
| Average RPI Win: | 167 | WON-LOST | WINNING | LAST 15 | STRENGTH OF | OPP. STRENGTH | TEAM | ADJ | CONF. | ADJ CONF. | | |
| Average RPI Loss: | 114 | RECORD | PCT. RANK | GAMES | SCHEDULE | OF SCHEDULE | RPI | RPI | RPI | RPI | | |
| DIV. I ONLY | | 24-15-0 | .61538 | 65 | 9-6-0 | 180 | 117 | 94 | .5225 | 94 | 10 | 10 |
| DIV. I NON-CONF. | | 17-7-0 | .70833 | 33 | 5-1-0 | 233 | 183 | 64 | .53542 | 64 | 8 | 8 |
| <hr/> | | | | | | | | | | | | |
| TOTALS | RPI 1-25 | RPI 26-50 | | W-L RECORDS | | RPI 51-100 | | RPI 101-150 | | RPI 150+ | | |
| 24-15-0 | 0-3-0 | 2-1-0 | | OVERALL | | 4-3-0 | | 4-4-0 | | 14-4-0 | | |
| 9-7-0 | 0-3-0 | 2-1-0 | | HOME | | 2-0-0 | | 2-2-0 | | 3-1-0 | | |
| 7-7-0 | 0-0-0 | 0-0-0 | | AWAY | | 0-3-0 | | 2-2-0 | | 5-2-0 | | |
| 8-1-0 | 0-0-0 | 0-0-0 | | NEUTRAL | | 2-0-0 | | 0-0-0 | | 6-1-0 | | |
| 17-7-0 | 0-0-0 | 0-0-0 | | NON-CONFERENCE | | 4-3-0 | | 1-1-0 | | 12-3-0 | | |
| 5-2-0 | 0-0-0 | 0-0-0 | | HOME | | 2-0-0 | | 0-1-0 | | 3-1-0 | | |
| 4-4-0 | 0-0-0 | 0-0- | | AWAY | | 0-3-0 | | 1-0-0 | | 3-1-0 | | |
| 8-1-0 | 0-0-0 | 0-0-0 | | NEUTRAL | | 2-0-0 | | 0-0-0 | | 6-1-0 | | |
| 7-8-0 | 0-3-0 | 2-1-0 | | CONFERENCE | | 0-0-0 | | 3-3-0 | | 2-1-0 | | |
| 4-5-0 | 0-3-0 | 2-1-0 | | HOME | | 0-0-0 | | 2-1-0 | | 0-0-0 | | |
| 3-3-0 | 0-0-0 | 0-0-0 | | AWAY | | 0-0-0 | | 1-2-0 | | 2-1-0 | | |
| 0-0-0 | 0-0-0 | 0-0-0 | | NEUTRAL | | 0-0-0 | | 0-0-0 | | 0-0-0 | | |
| RPI | S | Opponent | Score | RPI | S | Opponent | Score | RPI | S | Opponent | Score | |
| 2 | H | Indiana | 3 6 | 43 | H | Nebraska | 2 1 | 57 | H | Kansas | 5 3 | |
| 2 | H | Indiana | 3 5 | 43 | H | Nebraska | 8 4 | 57 | H | Kansas | 12 7 | |
| 2 | H | Indiana | 3 14 | 43 | H | Nebraska | 1 5 | 65 | N | Ball St. | 16 6 | |
| | | | | | | | | 75 | N | Saint Joseph's | 9 7 | |
| | | | | | | | | 96 | A | Kansas St. | 2 5 | |
| | | | | | | | | 96 | A | Kansas St. | 2 3 | |
| | | | | | | | | 96 | A | Kansas St. | 8 12 | |
| | | | | | | | | | | 145 | A | Bradley |
| | | | | | | | | | | 145 | H | Bradley |
| | | | | | | | | | | 184 | N | Furman |
| | | | | | | | | | | 199 | N | Omaha |
| | | | | | | | | | | 200 | A | Stetson |
| | | | | | | | | | | 201 | N | Georgetown |
| | | | | | | | | | | 201 | N | Georgetown |
| | | | | | | | | | | 213 | A | Austin Peay |
| | | | | | | | | | | 213 | A | Austin Peay |
| | | | | | | | | | | 213 | A | Austin Peay |
| | | | | | | | | | | 214 | H | Western Ill. |
| | | | | | | | | | | 227 | A | Northwestern |
| | | | | | | | | | | 227 | A | Northwestern |
| | | | | | | | | | | 230 | H | South Dakota St. |
| | | | | | | | | | | 230 | H | South Dakota St. |
| | | | | | | | | | | 230 | H | South Dakota St. |
| | | | | | | | | | | 240 | N | Maine |
| | | | | | | | | | | 265 | N | St. Bonaventure |
| | | | | | | | | | | 298 | N | Mississippi Val. |
| LAST 15 GAMES | | | | | | | | | | | | |
| 230 | H | South Dakota St. | 4 3 | 227 | A | Northwestern | 5 0 | 230 | H | South Dakota St. | 4 3 | |
| 230 | H | South Dakota St. | 12 3 | 227 | A | Northwestern | 8 1 | 230 | H | South Dakota St. | 2 1 | |
| 230 | H | South Dakota St. | 2 1 | 227 | A | Northwestern | 13 14 | 240 | N | Maine | 13 12 | |
| 114 | H | Minnesota | 7 6 | | | | | 265 | N | St. Bonaventure | 2 0 | |
| 114 | H | Minnesota | 11 5 | | | | | 298 | N | Mississippi Val. | 9 4 | |

Non-Div. I Games: Otterbein 17 5

Iowa

| | | | | |
|-----|---|--------------|---|---|
| 114 | H | Minnesota | 3 | 4 |
| 214 | H | Western Ill. | 6 | 8 |

| | | | | | | | | | | | |
|------------------|----------|-----------------|-------------------------|----------------|----------------------|---------------------------|----------------|-------------|-----------|---------------|-------|
| Average RPI Win: | 160 | WON-LOST RECORD | WINNING PCT. RANK | LAST 15 GAMES | STRENGTH OF SCHEDULE | OPP. STRENGTH OF SCHEDULE | TEAM RPI | ADJ RPI | CONF. RPI | ADJ CONF. RPI | |
| DIV. I ONLY | | 22-19-0 | .53659 123 | 6-9-0 | 109 | 103 | 95 | .52244 95 | 16 | 15 | |
| DIV. I NON-CONF. | | 13-7-0 | .65 57 | 3-0-0 | 95 | 37 | 40 | .55323 40 | 19 | 19 | |
| <hr/> | | | | | | | | | | | |
| TOTALS | RPI 1-25 | RPI 26-50 | | W-L RECORDS | | RPI 51-100 | | RPI 101-150 | | RPI 150+ | |
| 22-19-0 | 2-4-0 | 2-3-0 | | OVERALL | | 4-5-0 | | 0-0-0 | | 14-7-0 | |
| 14-6-0 | 0-0-0 | 0-0-0 | | HOME | | 3-3-0 | | 0-0-0 | | 11-3-0 | |
| 7-12-0 | 1-3-0 | 2-3-0 | | AWAY | | 1-2-0 | | 0-0-0 | | 3-4-0 | |
| 1-1-0 | 1-1-0 | 0-0-0 | | NEUTRAL | | 0-0-0 | | 0-0-0 | | 0-0-0 | |
| 13-7-0 | 2-1-0 | 0-2-0 | | NON-CONFERENCE | | 3-3-0 | | 0-0-0 | | 8-1-0 | |
| 9-2-0 | 0-0-0 | 0-0-0 | | HOME | | 2-1-0 | | 0-0-0 | | 7-1-0 | |
| 3-4-0 | 1-0-0 | 0-0- | | AWAY | | 1-2-0 | | 0-0-0 | | 1-0-0 | |
| 1-1-0 | 1-1-0 | 0-0-0 | | NEUTRAL | | 0-0-0 | | 0-0-0 | | 0-0-0 | |
| 9-12-0 | 0-3-0 | 2-1-0 | | CONFERENCE | | 1-2-0 | | 0-0-0 | | 6-6-0 | |
| 5-4-0 | 0-0-0 | 0-0-0 | | HOME | | 1-2-0 | | 0-0-0 | | 4-2-0 | |
| 4-8-0 | 0-3-0 | 2-1-0 | | AWAY | | 0-0-0 | | 0-0-0 | | 2-4-0 | |
| 0-0-0 | 0-0-0 | 0-0-0 | | NEUTRAL | | 0-0-0 | | 0-0-0 | | 0-0-0 | |
| RPI S | Opponent | Score | RPI S | Opponent | Score | RPI S | Opponent | Score | RPI S | Opponent | Score |
| 1 A | Virginia | 3 2 | 29 A | Old Dominion | 5 15 | 53 A | VCU | 8 6 | 168 H | Binghamton | 4 2 |
| 1 N | Virginia | 0 12 | 29 A | Old Dominion | 4 5 | 71 H | William & Mary | 5 1 | 168 H | Binghamton | 2 10 |
| 16 N | Kentucky | 10 9 | 36 A | High Point | 4 3 | 81 A | Wake Forest | 3 9 | 168 H | Binghamton | 4 1 |
| 22 A | Liberty | 0 17 | 36 A | High Point | 4 2 | 87 A | UNC Wilmington | 3 5 | 176 A | James Madison | 6 1 |
| 22 A | Liberty | 0 5 | 36 A | High Point | 1 2 | 97 H | Buffalo | 2 0 | 195 A | Winthrop | 3 6 |
| 22 A | Liberty | 0 4 | | | | 97 H | Buffalo | 5 6 | 195 A | Winthrop | 0 1 |
| | | | | | | 98 H | Radford | 1 5 | 195 A | Winthrop | 2 3 |
| | | | | | | 98 H | Radford | 9 8 | 196 H | Richmond | 4 2 |
| | | | | | | 98 H | Radford | 1 6 | 223 A | Gardner-Webb | 9 3 |
| | | | | | | | | | 223 A | Gardner-Webb | 6 2 |
| | | | | | | | | | 223 A | Gardner-Webb | 2 5 |
| | | | | | | | | | 229 H | Longwood | 4 6 |
| | | | | | | | | | 229 H | Longwood | 0 3 |
| | | | | | | | | | 229 H | Longwood | 3 1 |
| | | | | | | | | | 236 H | Presbyterian | 15 2 |
| | | | | | | | | | 236 H | Presbyterian | 6 5 |
| | | | | | | | | | 236 H | Presbyterian | 5 4 |
| | | | | | | | | | 246 H | Lafayette | 3 1 |
| | | | | | | | | | 246 H | Lafayette | 3 0 |
| | | | | | | | | | 246 H | Lafayette | 10 3 |
| | | | | | | | | | 285 H | UMES | 17 0 |
| | | | LAST 15 GAMES | | | | | | | | |
| | | | 195 A Winthrop 2 3 | | | 36 A High Point 4 2 | | | | | |
| | | | 195 A Winthrop 3 6 | | | 36 A High Point 4 3 | | | | | |
| | | | 195 A Winthrop 0 1 | | | 36 A High Point 1 2 | | | | | |
| | | | 176 A James Madison 6 1 | | | | | | | | |
| | | | 229 H Longwood 0 3 | | | | | | | | |

| | | |
|----------------|---|---|
| 229 H Longwood | 4 | 6 |
| 229 H Longwood | 3 | 1 |

V
M
I

V
M
I

| Average RPI Win: 151 | | WON-LOST | WINNING | LAST 15 | STRENGTH OF | | OPP. STRENGTH | TEAM | ADJ | CONF. | ADJ CONF. |
|----------------------|------------|----------|---------------|---------------|----------------|-------|---------------|-------|-------------|-----------------|-----------|
| Average RPI Loss: 92 | | RECORD | PCT. RANK | GAMES | SCHEDULE | | OF SCHEDULE | RPI | RPI | RPI | RPI |
| DIV. I ONLY | | 23-22-0 | .51111 | 142 | 90 | | 99 | 96 | .52199 | 96 | 2 |
| DIV. I NON-CONF. | | 19-11-0 | .63333 | 64 | 125 | | 204 | 59 | .53997 | 58 | 2 |
| TOTALS | | RPI 1-25 | RPI 26-50 | | W-L RECORDS | | RPI 51-100 | | RPI 101-150 | | RPI 150+ |
| 23-22-0 | | 0-6-0 | 2-4-0 | | OVERALL | | 6-4-0 | | 5-3-0 | | 10-5-0 |
| 15-4-0 | | 0-0-0 | 1-0-0 | | HOME | | 5-2-0 | | 2-1-0 | | 7-1-0 |
| 5-16-0 | | 0-6-0 | 1-4-0 | | AWAY | | 1-2-0 | | 2-2-0 | | 1-2-0 |
| 3-2-0 | | 0-0-0 | 0-0-0 | | NEUTRAL | | 0-0-0 | | 1-0-0 | | 2-2-0 |
| 19-11-0 | | 0-3-0 | 2-1-0 | | NON-CONFERENCE | | 4-0-0 | | 3-2-0 | | 10-5-0 |
| 12-1-0 | | 0-0-0 | 1-0-0 | | HOME | | 4-0-0 | | 0-0-0 | | 7-1-0 |
| 4-8-0 | | 0-3-0 | 1-0- | | AWAY | | 0-0-0 | | 2-2-0 | | 1-2-0 |
| 3-2-0 | | 0-0-0 | 0-0-0 | | NEUTRAL | | 0-0-0 | | 1-0-0 | | 2-2-0 |
| 4-11-0 | | 0-3-0 | 0-3-0 | | CONFERENCE | | 2-4-0 | | 2-1-0 | | 0-0-0 |
| 3-3-0 | | 0-0-0 | 0-0-0 | | HOME | | 1-2-0 | | 2-1-0 | | 0-0-0 |
| 1-8-0 | | 0-3-0 | 0-3-0 | | AWAY | | 1-2-0 | | 0-0-0 | | 0-0-0 |
| 0-0-0 | | 0-0-0 | 0-0-0 | | NEUTRAL | | 0-0-0 | | 0-0-0 | | 0-0-0 |
| RPI S | Opponent | Score | RPI S | Opponent | Score | RPI S | Opponent | Score | RPI S | Opponent | Score |
| 11 A | Texas Tech | 4 7 | 27 A | West Virginia | 1 10 | 57 H | Kansas | 3 6 | 109 N | Missouri St. | 8 3 |
| 11 A | Texas Tech | 3 4 | 27 A | West Virginia | 5 6 | 57 H | Kansas | 10 0 | 113 H | Baylor | 8 2 |
| 11 A | Texas Tech | 7 11 | 27 A | West Virginia | 1 6 | 57 H | Kansas | 1 2 | 113 H | Baylor | 6 4 |
| 17 A | Cal Poly | 2 5 | 43 A | Nebraska | 10 6 | 84 H | Wichita St. | 3 2 | 113 H | Baylor | 1 3 |
| 17 A | Cal Poly | 0 3 | 43 A | Nebraska | 5 14 | 89 A | Oklahoma | 5 0 | 118 A | Creighton | 8 2 |
| 17 A | Cal Poly | 1 10 | 43 H | Nebraska | 12 6 | 89 A | Oklahoma | 4 11 | 118 A | Creighton | 8 5 |
| | | | | | | 89 A | Oklahoma | 2 11 | 118 A | Creighton | 3 4 |
| | | | | | | 94 H | Iowa | 5 2 | 139 A | San Francisco | 6 7 |
| | | | | | | 94 H | Iowa | 3 2 | 153 N | Grand Canyon | 9 4 |
| | | | | | | 94 H | Iowa | 12 8 | 153 N | Grand Canyon | 11 1 |
| | | | | | | | | | 190 N | UC Davis | 5 10 |
| | | | | | | | | | 199 A | Omaha | 5 6 |
| | | | | | | | | | 199 H | Omaha | 6 5 |
| | | | | | | | | | 202 H | Air Force | 17 2 |
| | | | | | | | | | 202 H | Air Force | 4 0 |
| | | | | | | | | | 249 H | Bakersfield | 2 5 |
| | | | | | | | | | 249 H | Bakersfield | 13 0 |
| | | | | | | | | | 252 A | St. Mary's (CA) | 9 4 |
| | | | | | | | | | 252 A | St. Mary's (CA) | 3 7 |
| | | | | | | | | | 254 N | Portland | 2 5 |
| | | | | | | | | | 297 H | Northern Colo. | 11 0 |
| | | | | | | | | | 297 H | Northern Colo. | 10 0 |
| | | | | | | | | | 297 H | Northern Colo. | 24 3 |
| | | | LAST 15 GAMES | | | | | | | | |
| | | | 27 A | West Virginia | 1 6 | 113 H | Baylor | 8 2 | | | |
| | | | 27 A | West Virginia | 5 6 | 43 A | Nebraska | 5 14 | | | |
| | | | 27 A | West Virginia | 1 10 | 11 A | Texas Tech | 7 11 | | | |
| | | | 249 H | Bakersfield | 13 0 | | | | | | |
| | | | 249 H | Bakersfield | 2 5 | | | | | | |

Non-Div. I Games:

Kansas St.

| | | |
|--------------|---|---|
| 113 H Baylor | 1 | 3 |
| 113 H Baylor | 6 | 4 |

K
a
n
s
a
s
S
t
.

K
a
n
s
a
s
S
t
.

| Average RPI Win: | 196 | WON-LOST RECORD | WINNING PCT. RANK | LAST 15 GAMES | STRENGTH OF SCHEDULE | OPP. STRENGTH OF SCHEDULE | TEAM RPI | ADJ RPI | CONF. RPI | ADJ CONF. RPI | | | | |
|------------------|----------|-----------------|-------------------|-----------------|----------------------|---------------------------|---------------|-------------|-----------|---------------|-------|-------|---------------|-----|
| DIV. I ONLY | 20-16-0 | .55556 | 109 | 8-7-0 | 158 | 245 | 97 | .52077 | 97 | 20 | 20 | | | |
| DIV. I NON-CONF. | 9-10-0 | .47368 | 171 | 0-3-0 | 208 | 253 | 171 | .49065 | 171 | 15 | 15 | | | |
| <hr/> | | | | | | | | | | | | | | |
| TOTALS | RPI 1-25 | RPI 26-50 | | W-L RECORDS | | RPI 51-100 | | RPI 101-150 | | RPI 150+ | | | | |
| 20-16-0 | 0-0-0 | 0-0-0 | | OVERALL | | 3-9-0 | | 2-4-0 | | 15-3-0 | | | | |
| 3-2-0 | 0-0-0 | 0-0-0 | | HOME | | 0-2-0 | | 0-0-0 | | 3-0-0 | | | | |
| 7-11-0 | 0-0-0 | 0-0-0 | | AWAY | | 1-5-0 | | 2-4-0 | | 4-2-0 | | | | |
| 10-3-0 | 0-0-0 | 0-0-0 | | NEUTRAL | | 2-2-0 | | 0-0-0 | | 8-1-0 | | | | |
| <hr/> | | | | | | | | | | | | | | |
| 9-10-0 | 0-0-0 | 0-0-0 | | NON-CONFERENCE | | 2-8-0 | | 0-0-0 | | 7-2-0 | | | | |
| 0-2-0 | 0-0-0 | 0-0-0 | | HOME | | 0-2-0 | | 0-0-0 | | 0-0-0 | | | | |
| 3-6-0 | 0-0-0 | 0-0- | | AWAY | | 1-5-0 | | 0-0-0 | | 2-1-0 | | | | |
| 6-2-0 | 0-0-0 | 0-0-0 | | NEUTRAL | | 1-1-0 | | 0-0-0 | | 5-1-0 | | | | |
| <hr/> | | | | | | | | | | | | | | |
| 11-6-0 | 0-0-0 | 0-0-0 | | CONFERENCE | | 1-1-0 | | 2-4-0 | | 8-1-0 | | | | |
| 3-0-0 | 0-0-0 | 0-0-0 | | HOME | | 0-0-0 | | 0-0-0 | | 3-0-0 | | | | |
| 4-5-0 | 0-0-0 | 0-0-0 | | AWAY | | 0-0-0 | | 2-4-0 | | 2-1-0 | | | | |
| 4-1-0 | 0-0-0 | 0-0-0 | | NEUTRAL | | 1-1-0 | | 0-0-0 | | 3-0-0 | | | | |
| <hr/> | | | | | | | | | | | | | | |
| RPI S | Opponent | Score | RPI S | Opponent | Score | RPI S | Opponent | Score | RPI S | Opponent | Score | | | |
| | | | | | | 53 A | VCU | 0 1 | 101 A | Central Mich. | 3 6 | | | |
| | | | | | | 58 N | Western Caro. | 5 4 | 101 A | Central Mich. | 5 6 | | | |
| | | | | | | 62 A | Georgia | 10 11 | 101 A | Central Mich. | 11 3 | | | |
| | | | | | | 65 N | Ball St. | 14 13 | 128 A | Kent St. | 4 7 | | | |
| | | | | | | 65 N | Ball St. | 2 5 | 128 A | Kent St. | 4 8 | | | |
| | | | | | | 90 N | Rutgers | 3 6 | 128 A | Kent St. | 6 0 | | | |
| | | | | | | 95 A | VMI | 0 2 | 182 N | North Florida | 3 4 | | | |
| | | | | | | 95 A | VMI | 6 5 | 193 H | Akron | 3 2 | | | |
| | | | | | | 100 A | Canisius | 11 12 | 193 H | Akron | 6 3 | | | |
| | | | | | | 100 A | Canisius | 11 12 | 193 H | Akron | 11 6 | | | |
| | | | | | | 100 H | Canisius | 3 15 | 208 A | Northern Ill. | 3 2 | | | |
| | | | | | | 100 H | Canisius | 1 2 | 208 A | Northern Ill. | 9 15 | | | |
| | | | | | | | | | 208 A | Northern Ill. | 3 1 | | | |
| | | | | | | | | | 217 N | Western Mich. | 7 3 | | | |
| | | | | | | | | | 217 N | Western Mich. | 5 4 | | | |
| | | | | | | | | | 217 N | Western Mich. | 8 7 | | | |
| | | | | | | | | | 239 N | Villanova | 4 2 | | | |
| | | | | | | | | | 243 N | Quinnipiac | 10 1 | | | |
| | | | | | | | | | 246 N | Lafayette | 2 1 | | | |
| | | | 265 A | St. Bonaventure | 4 3 | | | | | | | | | |
| | | | 265 A | St. Bonaventure | 4 6 | | | | | | | | | |
| | | | 273 A | Norfolk St. | 7 1 | | | | | | | | | |
| | | | 285 N | UMES | 5 3 | | | | | | | | | |
| | | | 285 N | UMES | 11 1 | | | | | | | | | |
| | | | LAST 15 GAMES | | | | | | | | | | | |
| | | | 193 H | Akron | 11 6 | | | | | | | 128 A | Kent St. | 6 0 |
| | | | 193 H | Akron | 6 3 | | | | | | | 217 N | Western Mich. | 7 3 |
| | | | 193 H | Akron | 3 2 | | | | | | | 217 N | Western Mich. | 5 4 |
| | | | 100 H | Canisius | 1 2 | | | | | | | | | |
| | | | 100 H | Canisius | 3 15 | | | | | | | | | |

Non-Div. I Games:

Buffalo

| | | |
|----------------|---|---|
| 128 A Kent St. | 4 | 7 |
| 128 A Kent St. | 4 | 8 |

B
u
f
f
a
l
l
o

B
u
f
f
a
l
l
o

Non-Div. I Games:

Page 195

| | | | | |
|----|---|----------|---|---|
| 76 | H | Campbell | 5 | 4 |
| 76 | H | Campbell | 4 | 5 |

| RPI | S | Opponent | Score | |
|-----|---|----------|-------|---|
| 280 | H | N.C. A&T | 15 | 1 |

Radford

R
a
d
f
o
r
d

R
a
d
f
o
r
d

| Average RPI Win: 170 | | WON-LOST | WINNING | LAST 15 | STRENGTH OF | | OPP. STRENGTH | TEAM | ADJ | CONF. | ADJ CONF. |
|----------------------|------------|----------|---------------|-----------------|----------------|-------|---------------|-------|-------------|---------------|-----------|
| Average RPI Loss: 86 | | RECORD | PCT. RANK | GAMES | SCHEDULE | | OF SCHEDULE | RPI | RPI | RPI | RPI |
| DIV. I ONLY | | 24-17-0 | .58537 | 86 | 9-6-0 | | 174 | 84 | 99 | .52008 | 99 |
| DIV. I NON-CONF. | | 16-10-0 | .61538 | 79 | 4-2-0 | | 172 | 112 | 72 | .53164 | 72 |
| TOTALS | | RPI 1-25 | RPI 26-50 | | W-L RECORDS | | RPI 51-100 | | RPI 101-150 | | RPI 150+ |
| 24-17-0 | | 3-5-0 | 0-2-0 | | OVERALL | | 3-3-0 | | 2-3-0 | | 16-4-0 |
| 12-4-0 | | 0-0-0 | 0-0-0 | | HOME | | 1-2-0 | | 0-1-0 | | 11-1-0 |
| 5-9-0 | | 2-4-0 | 0-2-0 | | AWAY | | 0-0-0 | | 2-2-0 | | 1-1-0 |
| 7-4-0 | | 1-1-0 | 0-0-0 | | NEUTRAL | | 2-1-0 | | 0-0-0 | | 4-2-0 |
| 16-10-0 | | 3-2-0 | 0-2-0 | | NON-CONFERENCE | | 2-1-0 | | 0-2-0 | | 11-3-0 |
| 6-1-0 | | 0-0-0 | 0-0-0 | | HOME | | 0-0-0 | | 0-1-0 | | 6-0-0 |
| 3-5-0 | | 2-1-0 | 0-0- | | AWAY | | 0-0-0 | | 0-1-0 | | 1-1-0 |
| 7-4-0 | | 1-1-0 | 0-0-0 | | NEUTRAL | | 2-1-0 | | 0-0-0 | | 4-2-0 |
| 8-7-0 | | 0-3-0 | 0-0-0 | | CONFERENCE | | 1-2-0 | | 2-1-0 | | 5-1-0 |
| 6-3-0 | | 0-0-0 | 0-0-0 | | HOME | | 1-2-0 | | 0-0-0 | | 5-1-0 |
| 2-4-0 | | 0-3-0 | 0-0-0 | | AWAY | | 0-0-0 | | 2-1-0 | | 0-0-0 |
| 0-0-0 | | 0-0-0 | 0-0-0 | | NEUTRAL | | 0-0-0 | | 0-0-0 | | 0-0-0 |
| RPI S | Opponent | Score | RPI S | Opponent | Score | RPI S | Opponent | Score | RPI S | Opponent | Score |
| 2 A | Indiana | 0 7 | 41 A | Mississippi St. | 1 7 | 82 H | Ohio St. | 2 6 | 101 A | Central Mich. | 5 7 |
| 2 A | Indiana | 1 2 | 41 A | Mississippi St. | 2 4 | 82 H | Ohio St. | 7 6 | 101 H | Central Mich. | 1 10 |
| 2 A | Indiana | 1 4 | | | | 82 H | Ohio St. | 0 1 | 114 A | Minnesota | 5 0 |
| 10 N | Oregon St. | 8 7 | | | | 86 N | Wright St. | 1 7 | 114 A | Minnesota | 2 4 |
| 13 A | TCU | 2 6 | | | | 86 N | Wright St. | 4 1 | 114 A | Minnesota | 15 0 |
| 13 A | TCU | 2 1 | | | | 86 N | Wright St. | 2 1 | 156 A | La.-Monroe | 1 5 |
| 13 A | TCU | 4 1 | | | | | | | 165 N | Eastern Ill. | 5 10 |
| 24 N | Washington | 1 4 | | | | | | | 165 N | Eastern Ill. | 18 13 |
| | | | | | | | | | 167 N | Utah | 8 5 |
| | | | | | | | | | 186 H | Toledo | 4 2 |
| | | | | | | | | | 197 H | Purdue | 3 5 |
| | | | | | | | | | 197 H | Purdue | 7 6 |
| | | | | | | | | | 197 H | Purdue | 2 1 |
| | | | | | | | | | 217 H | Western Mich. | 11 3 |
| | | | | | | | | | 227 H | Northwestern | 7 1 |
| | | | | | | | | | 227 H | Northwestern | 15 3 |
| | | | | | | | | | 227 H | Northwestern | 3 2 |
| | | | | | | | | | 232 H | Siena | 4 0 |
| | | | | | | | | | 232 H | Siena | 6 1 |
| | | | | | | | | | 232 H | Siena | 5 1 |
| | | | | | | | | | 258 N | Harvard | 3 7 |
| | | | | | | | | | 258 N | Harvard | 4 0 |
| | | | | | | | | | 258 N | Harvard | 1 0 |
| | | | | | | | | | 259 H | Oakland | 5 3 |
| | | | | | | | | | 271 A | Eastern Mich. | 5 3 |
| | | | LAST 15 GAMES | | | | | | | | |
| | | | 227 H | Northwestern | 15 3 | 101 A | Central Mich. | 5 7 | | | |
| | | | 227 H | Northwestern | 7 1 | 197 H | Purdue | 2 1 | | | |
| | | | 227 H | Northwestern | 3 2 | 197 H | Purdue | 7 6 | | | |
| | | | 186 H | Toledo | 4 2 | | | | | | |
| | | | 2 A | Indiana | 1 4 | | | | | | |

Non-Div. I Games:

Michigan St.

| | | |
|-------------|---|---|
| 2 A Indiana | 1 | 2 |
| 2 A Indiana | 0 | 7 |

M
i
c
h
i
g
a
n
s
t
.

M
i
c
h
i
g
a
n
s
t
.

| Average RPI Win: 207 | | WON-LOST RECORD | | WINNING PCT. RANK | | LAST 15 GAMES | | STRENGTH OF SCHEDULE | | OPP. STRENGTH OF SCHEDULE | | TEAM RPI | | ADJ RPI | | CONF. RPI | | ADJ CONF. RPI | | | | | |
|-----------------------|---|-----------------|--|-------------------|---|----------------|---|----------------------|--|---------------------------|---|----------|---|--------------------|--|-----------|----|---------------|---|----------------|--|-------|----|
| Average RPI Loss: 167 | | | | | | | | | | | | | | | | | | | | | | | |
| DIV. I ONLY | | 28-14-0 | | .66667 | | 40 | | 9-6-0 | | 253 | | 212 | | 100 | | .51902 | | 100 | | | | | |
| DIV. I NON-CONF. | | 17-10-0 | | .62963 | | 70 | | 5-2-0 | | 174 | | 158 | | 51 | | .54412 | | 51 | | | | | |
| TOTALS | | RPI 1-25 | | RPI 26-50 | | W-L RECORDS | | RPI 51-100 | | RPI 101-150 | | RPI 150+ | | | | | | | | | | | |
| 28-14-0 | | 2-1-0 | | 0-0-0 | | OVERALL | | 5-1-0 | | 0-2-0 | | 21-10-0 | | | | | | | | | | | |
| 12-4-0 | | 2-1-0 | | 0-0-0 | | HOME | | 2-0-0 | | 0-0-0 | | 8-3-0 | | | | | | | | | | | |
| 16-9-0 | | 0-0-0 | | 0-0-0 | | AWAY | | 3-1-0 | | 0-1-0 | | 13-7-0 | | | | | | | | | | | |
| 0-1-0 | | 0-0-0 | | 0-0-0 | | NEUTRAL | | 0-0-0 | | 0-1-0 | | 0-0-0 | | | | | | | | | | | |
| 17-10-0 | | 2-1-0 | | 0-0-0 | | NON-CONFERENCE | | 5-1-0 | | 0-2-0 | | 10-6-0 | | | | | | | | | | | |
| 5-2-0 | | 2-1-0 | | 0-0-0 | | HOME | | 2-0-0 | | 0-0-0 | | 1-1-0 | | | | | | | | | | | |
| 12-7-0 | | 0-0-0 | | 0-0- | | AWAY | | 3-1-0 | | 0-1-0 | | 9-5-0 | | | | | | | | | | | |
| 0-1-0 | | 0-0-0 | | 0-0-0 | | NEUTRAL | | 0-0-0 | | 0-1-0 | | 0-0-0 | | | | | | | | | | | |
| 11-4-0 | | 0-0-0 | | 0-0-0 | | CONFERENCE | | 0-0-0 | | 0-0-0 | | 11-4-0 | | | | | | | | | | | |
| 7-2-0 | | 0-0-0 | | 0-0-0 | | HOME | | 0-0-0 | | 0-0-0 | | 7-2-0 | | | | | | | | | | | |
| 4-2-0 | | 0-0-0 | | 0-0-0 | | AWAY | | 0-0-0 | | 0-0-0 | | 4-2-0 | | | | | | | | | | | |
| 0-0-0 | | 0-0-0 | | 0-0-0 | | NEUTRAL | | 0-0-0 | | 0-0-0 | | 0-0-0 | | | | | | | | | | | |
| RPI | S | Opponent | | Score | | RPI | S | Opponent | | Score | | RPI | S | Opponent | | Score | | RPI | S | Opponent | | Score | |
| 19 | H | Indiana St. | | 3 | 1 | | | | | | | 68 | A | North Carolina St. | | 4 | 11 | 135 | A | Miami (OH) | | 11 | 20 |
| 19 | H | Indiana St. | | 4 | 8 | | | | | | | 68 | A | North Carolina St. | | 3 | 0 | 135 | N | Miami (OH) | | 4 | 7 |
| 19 | H | Indiana St. | | 5 | 4 | | | | | | | 97 | A | Buffalo | | 15 | 3 | 169 | A | Charlotte | | 0 | 6 |
| | | | | | | | | | | | | 97 | A | Buffalo | | 2 | 1 | 169 | A | Charlotte | | 3 | 4 |
| | | | | | | | | | | | | 97 | H | Buffalo | | 12 | 11 | 169 | A | Charlotte | | 10 | 1 |
| | | | | | | | | | | | | 97 | H | Buffalo | | 12 | 11 | 177 | A | Fairfield | | 4 | 2 |
| | | | | | | | | | | | | | | | | | | 177 | A | Fairfield | | 3 | 4 |
| | | | | | | | | | | | | | | | | | | 177 | A | Fairfield | | 3 | 4 |
| | | | | | | | | | | | | | | | | | | 193 | A | Akron | | 1 | 2 |
| | | | | | | | | | | | | | | | | | | 193 | H | Akron | | 5 | 8 |
| | | | | | | | | | | | | | | | | | | 194 | A | East Tenn. St. | | 13 | 6 |
| | | | | | | | | | | | | | | | | | | 194 | A | East Tenn. St. | | 9 | 2 |
| | | | | | | | | | | | | | | | | | | 194 | A | East Tenn. St. | | 2 | 0 |
| | | | | | | | | | | | | | | | | | | 222 | A | Dayton | | 4 | 9 |
| | | | | | | | | | | | | | | | | | | 222 | A | Dayton | | 3 | 5 |
| | | | | | | | | | | | | | | | | | | 232 | H | Siena | | 1 | 3 |
| | | | | | | | | | | | | | | | | | | 232 | H | Siena | | 3 | 6 |
| | | | | | | | | | | | | | | | | | | 232 | H | Siena | | 9 | 3 |
| | | | | | | | | | | | | | | | | | | 262 | H | Saint Peter's | | 9 | 8 |
| | | | | | | | | | | | | | | | | | | 262 | H | Saint Peter's | | 9 | 3 |
| | | | | | | | | | | | | | | | | | | 262 | H | Saint Peter's | | 11 | 4 |
| | | | | | | | | | | | | | | | | | | 273 | A | Norfolk St. | | 12 | 1 |
| | | | | | | | | | | | | | | | | | | 273 | A | Norfolk St. | | 17 | 5 |
| | | | | | | | | | | | | | | | | | | 273 | A | Norfolk St. | | 7 | 5 |
| | | | | | | | | | | | | | | | | | | 273 | A | Norfolk St. | | 9 | 1 |
| | | | | | | | | | | | | | | | | | | 282 | H | Manhattan | | 10 | 6 |
| | | | | | | | | | | | | | | | | | | 282 | H | Manhattan | | 4 | 3 |
| | | | | LAST 15 GAMES | | | | | | | | | | | | | | | | | | | |
| | | | | | | 283 | A | Marist | | 7 | 3 | 19 | H | Indiana St. | | 5 | 4 | 273 | A | Norfolk St. | | 17 | 5 |
| | | | | | | 283 | A | Marist | | 8 | 1 | 19 | H | Indiana St. | | 3 | 1 | 273 | A | Norfolk St. | | 7 | 5 |
| | | | | | | 283 | A | Marist | | 8 | 1 | 232 | H | Siena | | 3 | 6 | 273 | A | Norfolk St. | | 9 | 1 |
| | | | | | | 292 | H | Youngstown St. | | 7 | 6 | | | | | | | 282 | H | Manhattan | | 10 | 6 |
| | | | | | | 97 | A | Buffalo | | 2 | 1 | | | | | | | 282 | H | Manhattan | | 4 | 3 |

Non-Div. I Games:

Canisius

| | | | | |
|----|---|-------------|----|---|
| 97 | A | Buffalo | 15 | 3 |
| 19 | H | Indiana St. | 4 | 8 |

| RPI | S | Opponent | Score | |
|-----|---|----------------|-------|---|
| 282 | H | Manhattan | 10 | 0 |
| 283 | A | Marist | 8 | 1 |
| 283 | A | Marist | 8 | 1 |
| 283 | A | Marist | 7 | 3 |
| 284 | A | N.C. Central | 15 | 7 |
| 292 | H | Youngstown St. | 7 | 6 |

Canisius

C
a
n
i
s
i
u
s

C
a
n
i
s
i
u
s

| Average RPI Win: 178 | | WON-LOST | WINNING | LAST 15 | STRENGTH OF | | OPP. STRENGTH | TEAM | ADJ | CONF. | ADJ CONF. |
|-----------------------|----------|----------|-----------|----------------|-------------|-------|---------------|-------|-------------|-----------------|-----------|
| Average RPI Loss: 119 | | RECORD | PCT. RANK | GAMES | SCHEDULE | | OF SCHEDULE | RPI | RPI | RPI | RPI |
| DIV. I ONLY | | 25-18-0 | .5814 | 90 | 8-7-0 | | 221 | 143 | 101 | .51847 | 101 |
| DIV. I NON-CONF. | | 13-12-0 | .52 | 137 | 3-1-0 | | 213 | 121 | 107 | .5182 | 107 |
| TOTALS | | RPI 1-25 | RPI 26-50 | | W-L RECORDS | | RPI 51-100 | | RPI 101-150 | | RPI 150+ |
| 25-18-0 | 0-0-0 | 2-5-0 | | OVERALL | | 4-4-0 | | 6-2-0 | | 13-7-0 | |
| 6-5-0 | 0-0-0 | 0-0-0 | | HOME | | 3-4-0 | | 3-0-0 | | 0-1-0 | |
| 16-11-0 | 0-0-0 | 2-5-0 | | AWAY | | 1-0-0 | | 2-2-0 | | 11-4-0 | |
| 3-2-0 | 0-0-0 | 0-0-0 | | NEUTRAL | | 0-0-0 | | 1-0-0 | | 2-2-0 | |
| 13-12-0 | 0-0-0 | 2-5-0 | | NON-CONFERENCE | | 2-0-0 | | 1-1-0 | | 8-6-0 | |
| 1-1-0 | 0-0-0 | 0-0-0 | | HOME | | 1-0-0 | | 0-0-0 | | 0-1-0 | |
| 9-9-0 | 0-0-0 | 2-0- | | AWAY | | 1-0-0 | | 0-1-0 | | 6-3-0 | |
| 3-2-0 | 0-0-0 | 0-0-0 | | NEUTRAL | | 0-0-0 | | 1-0-0 | | 2-2-0 | |
| 12-6-0 | 0-0-0 | 0-0-0 | | CONFERENCE | | 2-4-0 | | 5-1-0 | | 5-1-0 | |
| 5-4-0 | 0-0-0 | 0-0-0 | | HOME | | 2-4-0 | | 3-0-0 | | 0-0-0 | |
| 7-2-0 | 0-0-0 | 0-0-0 | | AWAY | | 0-0-0 | | 2-1-0 | | 5-1-0 | |
| 0-0-0 | 0-0-0 | 0-0-0 | | NEUTRAL | | 0-0-0 | | 0-0-0 | | 0-0-0 | |
| RPI S | Opponent | Score | RPI S | Opponent | Score | RPI S | Opponent | Score | RPI S | Opponent | Score |
| 26 A | UNLV | 0 5 | 26 A | UNLV | 2 5 | 65 H | Ball St. | 3 5 | 117 A | Bowling Green | 7 6 |
| 26 A | UNLV | 8 11 | 26 A | UNLV | 2 6 | 65 H | Ball St. | 5 6 | 117 A | Bowling Green | 16 2 |
| 26 A | UNLV | 7 6 | 26 A | UNLV | 3 2 | 65 H | Ball St. | 0 9 | 117 A | Bowling Green | 8 17 |
| 45 A | UCF | 4 5 | 26 A | UNLV | 4 5 | 97 H | Buffalo | 6 3 | 130 N | Bucknell | 10 4 |
| 45 A | UCF | | 45 A | UCF | | 97 H | Buffalo | 6 5 | 133 A | Michigan | 3 6 |
| 45 A | UCF | | 45 A | UCF | | 97 H | Buffalo | 3 11 | 135 H | Miami (OH) | 4 1 |
| | | | | | | 99 A | Michigan St. | 10 1 | 135 H | Miami (OH) | 8 4 |
| | | | | | | 99 H | Michigan St. | 7 5 | 135 H | Miami (OH) | 2 1 |
| | | | | | | | | | 151 N | Boston College | 4 5 |
| | | | | | | | | | 181 A | Troy | 2 3 |
| | | | | | | | | | 181 A | Troy | 4 5 |
| | | | | | | | | | 181 A | Troy | 3 2 |
| | | | | | | | | | 181 A | Troy | 4 1 |
| | | | | | | | | | 198 N | Northeastern | 5 7 |
| | | | | | | | | | 203 A | Notre Dame | 4 3 |
| | | | | | | | | | 208 A | Northern Ill. | 1 3 |
| | | | | | | | | | 208 A | Northern Ill. | 5 3 |
| | | | | | | | | | 208 A | Northern Ill. | 3 2 |
| | | | | | | | | | 239 N | Villanova | 13 3 |
| | | | | | | | | | 259 H | Oakland | 8 14 |
| | | | | | | | | | 265 N | St. Bonaventure | 5 0 |
| | | | | | | | | | 274 A | Incarnate Word | 6 4 |
| | | | | | | | | | 274 A | Incarnate Word | 12 1 |
| | | | | | | | | | 274 A | Incarnate Word | 2 5 |
| | | | | | | | | | 274 A | Incarnate Word | 3 0 |
| | | | | | | | | | 295 A | Ohio | 6 3 |
| | | | | | | | | | 295 A | Ohio | 10 2 |

Non-Div. I Games: Madonna 13 7

Central Mich.

Central Mich.

Through Games Of April 27, 2014

| | | |
|---------------------|---|---|
| 208 A Northern Ill. | 5 | 3 |
| 208 A Northern Ill. | 3 | 2 |

| RPI | S | Opponent | Score | |
|-----|---|----------|-------|---|
| 295 | A | Ohio | 4 | 2 |

Central Mich.

C
e
n
t
r
a
l
M
i
c
h
.

C
e
n
t
r
a
l
M
i
c
h
.

| | | | | | | | | | | | |
|------------------|----------|--------------------|----------------------|------------------|-------------------------|------------------------------|--------------|------------|--------------|--------------------|-------|
| Average RPI Win: | 150 | WON-LOST RECORD | WINNING PCT. RANK | LAST 15 GAMES | STRENGTH OF SCHEDULE | OPP. STRENGTH OF SCHEDULE | TEAM RPI | ADJ RPI | CONF. RPI | ADJ CONF. RPI | |
| DIV. I ONLY | | 22-19-0 | .53659 123 | 6-9-0 | 116 | 173 | 102 | .51814 102 | 15 | 17 | |
| DIV. I NON-CONF. | | 11-8-0 | .57895 99 | 1-2-0 | 195 | 224 | 147 | .50326 147 | 18 | 18 | |
| <hr/> | | | | | | | | | | | |
| TOTALS | RPI 1-25 | RPI 26-50 | | W-L RECORDS | RPI 51-100 | | RPI 101-150 | | RPI 150+ | | |
| 22-19-0 | 0-0-0 | 4-0-0 | | OVERALL | 3-3-0 | | 7-12-0 | | 8-4-0 | | |
| 14-5-0 | 0-0-0 | 4-0-0 | | HOME | 1-0-0 | | 5-5-0 | | 4-0-0 | | |
| 7-13-0 | 0-0-0 | 0-0-0 | | AWAY | 2-3-0 | | 2-7-0 | | 3-3-0 | | |
| 1-1-0 | 0-0-0 | 0-0-0 | | NEUTRAL | 0-0-0 | | 0-0-0 | | 1-1-0 | | |
| <hr/> | | | | | | | | | | | |
| 11-8-0 | 0-0-0 | 1-0-0 | | NON-CONFERENCE | 3-3-0 | | 1-3-0 | | 6-2-0 | | |
| 7-3-0 | 0-0-0 | 1-0-0 | | HOME | 1-0-0 | | 1-3-0 | | 4-0-0 | | |
| 3-4-0 | 0-0-0 | 0-0- | | AWAY | 2-3-0 | | 0-0-0 | | 1-1-0 | | |
| 1-1-0 | 0-0-0 | 0-0-0 | | NEUTRAL | 0-0-0 | | 0-0-0 | | 1-1-0 | | |
| <hr/> | | | | | | | | | | | |
| 11-11-0 | 0-0-0 | 3-0-0 | | CONFERENCE | 0-0-0 | | 6-9-0 | | 2-2-0 | | |
| 7-2-0 | 0-0-0 | 3-0-0 | | HOME | 0-0-0 | | 4-2-0 | | 0-0-0 | | |
| 4-9-0 | 0-0-0 | 0-0-0 | | AWAY | 0-0-0 | | 2-7-0 | | 2-2-0 | | |
| 0-0-0 | 0-0-0 | 0-0-0 | | NEUTRAL | 0-0-0 | | 0-0-0 | | 0-0-0 | | |
| <hr/> | | | | | | | | | | | |
| RPI S | Opponent | Score | RPI S | Opponent | Score | RPI S | Opponent | Score | RPI S | Opponent | Score |
| | | | 32 H | Illinois St. | 7 0 | 60 A | Arkansas St. | 0 3 | 109 H | Missouri St. | 5 11 |
| | | | 44 H | Sam Houston St. | 4 2 | 60 H | Arkansas St. | 4 3 | 109 H | Missouri St. | 4 6 |
| | | | 44 H | Sam Houston St. | 6 4 | 79 A | Memphis | 8 4 | 109 H | Missouri St. | 6 4 |
| | | | 44 H | Sam Houston St. | 9 7 | 79 A | Memphis | 4 2 | 116 A | Northwestern St. | 4 5 |
| | | | | | | 79 A | Memphis | 1 2 | 116 A | Northwestern St. | 3 6 |
| | | | | | | 84 A | Wichita St. | 6 9 | 116 A | Northwestern St. | 2 6 |
| | | | | | | | | | 118 H | Creighton | 2 10 |
| | | | | | | | | | 129 H | Southeastern La. | 3 0 |
| | | | | | | | | | 129 H | Southeastern La. | 0 6 |
| | | | | | | | | | 129 H | Southeastern La. | 4 7 |
| | | | | | | | | | 132 A | A&M-Corpus Christi | 3 6 |
| | | | | | | | | | 132 A | A&M-Corpus Christi | 4 2 |
| | | | | | | | | | 132 A | A&M-Corpus Christi | 4 9 |
| | | | | | | | | | 138 H | McNeese St. | 4 2 |
| | | | | | | | | | 138 H | McNeese St. | 6 5 |
| | | | | | | | | | 138 H | McNeese St. | 11 3 |
| | | | | | | | | | 141 A | Nicholls St. | 4 3 |
| | | | | | | | | | 141 A | Nicholls St. | 2 3 |
| | | | | | | | | | 141 A | Nicholls St. | 0 4 |
| | | | | | | | | | 158 A | UALR | 6 7 |
| | | | | | | | | | 158 H | UALR | 5 4 |
| | | | LAST 15 GAMES | | | | | | 162 A | Stephen F. Austin | 8 4 |
| | | | 116 A | Northwestern St. | 3 6 | 138 H | McNeese St. | 6 5 | 162 A | Stephen F. Austin | 6 9 |
| | | | 116 A | Northwestern St. | 4 5 | 141 A | Nicholls St. | 4 3 | 162 A | Stephen F. Austin | 4 5 |
| | | | 116 A | Northwestern St. | 2 6 | 141 A | Nicholls St. | 2 3 | 266 A | Abilene Christian | 6 4 |
| | | | 158 A | UALR | 6 7 | | | | 276 H | North Dakota | 6 1 |
| | | | 60 H | Arkansas St. | 4 3 | | | | 276 H | North Dakota | 4 3 |

Non-Div. I Games:

Central Ark.

| | | |
|-------------------|----|---|
| 138 H McNeese St. | 4 | 2 |
| 138 H McNeese St. | 11 | 3 |

| RPI | S | Opponent | Score | |
|-----|---|-----------------|-------|----|
| 278 | A | Ark.-Pine Bluff | 13 | 1 |
| 278 | H | Ark.-Pine Bluff | 18 | 12 |
| 289 | N | NJIT | 5 | 7 |
| 289 | N | NJIT | 17 | 7 |

Central Ark.

C
e
n
t
r
a
l
A
r
k
.

C
e
n
t
r
a
l
A
r
k
.

| Average RPI Win: | | 141 | WON-LOST RECORD | | WINNING PCT. RANK | | LAST 15 GAMES | | STRENGTH OF SCHEDULE | | OPP. STRENGTH OF SCHEDULE | | TEAM RPI | | ADJ RPI | | CONF. RPI | | ADJ CONF. RPI | | | | |
|------------------|---|---------------|-----------------|-----------|-------------------|----------------|---------------|--------------|----------------------|-------------|---------------------------|----------|----------|------------------|---------|-------|-----------|-----|---------------|------------------|--|-------|----|
| DIV. I ONLY | | | 22-22-0 | | .5 | 144 | 8-7-0 | | 67 | | 77 | | 103 | | .51767 | | 103 | 9 | | 9 | | | |
| DIV. I NON-CONF. | | | 11-12-0 | | .47826 | 161 | 5-2-0 | | 103 | | 176 | | 178 | | .4885 | | 178 | 10 | | 10 | | | |
| TOTALS | | RPI 1-25 | | RPI 26-50 | | W-L RECORDS | | RPI 51-100 | | RPI 101-150 | | RPI 150+ | | | | | | | | | | | |
| 22-22-0 | | 2-4-0 | | 2-2-0 | | OVERALL | | 5-9-0 | | 2-4-0 | | 11-3-0 | | | | | | | | | | | |
| 16-9-0 | | 2-3-0 | | 2-2-0 | | HOME | | 1-1-0 | | 2-3-0 | | 9-0-0 | | | | | | | | | | | |
| 6-13-0 | | 0-1-0 | | 0-0-0 | | AWAY | | 4-8-0 | | 0-1-0 | | 2-3-0 | | | | | | | | | | | |
| 0-0-0 | | 0-0-0 | | 0-0-0 | | NEUTRAL | | 0-0-0 | | 0-0-0 | | 0-0-0 | | | | | | | | | | | |
| 11-12-0 | | 0-3-0 | | 0-1-0 | | NON-CONFERENCE | | 2-3-0 | | 2-4-0 | | 7-1-0 | | | | | | | | | | | |
| 9-7-0 | | 0-2-0 | | 0-1-0 | | HOME | | 1-1-0 | | 2-3-0 | | 6-0-0 | | | | | | | | | | | |
| 2-5-0 | | 0-1-0 | | 0-0- | | AWAY | | 1-2-0 | | 0-1-0 | | 1-1-0 | | | | | | | | | | | |
| 0-0-0 | | 0-0-0 | | 0-0-0 | | NEUTRAL | | 0-0-0 | | 0-0-0 | | 0-0-0 | | | | | | | | | | | |
| 11-10-0 | | 2-1-0 | | 2-1-0 | | CONFERENCE | | 3-6-0 | | 0-0-0 | | 4-2-0 | | | | | | | | | | | |
| 7-2-0 | | 2-1-0 | | 2-1-0 | | HOME | | 0-0-0 | | 0-0-0 | | 3-0-0 | | | | | | | | | | | |
| 4-8-0 | | 0-0-0 | | 0-0-0 | | AWAY | | 3-6-0 | | 0-0-0 | | 1-2-0 | | | | | | | | | | | |
| 0-0-0 | | 0-0-0 | | 0-0-0 | | NEUTRAL | | 0-0-0 | | 0-0-0 | | 0-0-0 | | | | | | | | | | | |
| RPI | S | Opponent | | Score | | RPI | S | Opponent | | Score | | RPI | S | Opponent | | Score | | RPI | S | Opponent | | Score | |
| 7 | H | Rice | | 3 | 2 | 28 | H | Tennessee | | 0 | 2 | 63 | A | East Carolina | | 6 | 1 | 128 | H | Kent St. | | 12 | 4 |
| 7 | H | Rice | | 8 | 5 | 29 | H | Old Dominion | | 11 | 8 | 63 | A | East Carolina | | 0 | 1 | 128 | H | Kent St. | | 4 | 5 |
| 7 | H | Rice | | 0 | 8 | 29 | H | Old Dominion | | 3 | 4 | 63 | A | East Carolina | | 1 | 5 | 128 | H | Kent St. | | 5 | 6 |
| 8 | A | Vanderbilt | | 1 | 19 | 29 | H | Old Dominion | | 1 | 0 | 67 | A | Southern Miss. | | 6 | 7 | 131 | A | Tennessee Tech | | 3 | 10 |
| 8 | H | Vanderbilt | | 3 | 4 | | | | | | | 67 | A | Southern Miss. | | 0 | 7 | 131 | H | Tennessee Tech | | 5 | 9 |
| 19 | H | Indiana St. | | 0 | 9 | | | | | | | 67 | A | Southern Miss. | | 13 | 1 | 135 | H | Miami (OH) | | 4 | 3 |
| | | | | | | | | | | | | 79 | H | Memphis | | 6 | 5 | 159 | A | Lipscomb | | 3 | 9 |
| | | | | | | | | | | | | 79 | H | Memphis | | 4 | 8 | 159 | H | Lipscomb | | 7 | 5 |
| | | | | | | | | | | | | 85 | A | UAB | | 4 | 6 | 169 | H | Charlotte | | 9 | 1 |
| | | | | | | | | | | | | 85 | A | UAB | | 4 | 3 | 169 | H | Charlotte | | 6 | 2 |
| | | | | | | | | | | | | 85 | A | UAB | | 0 | 2 | 169 | H | Charlotte | | 7 | 6 |
| | | | | | | | | | | | | 93 | A | Kennesaw St. | | 1 | 18 | 172 | A | Tulane | | 1 | 2 |
| | | | | | | | | | | | | 93 | A | Kennesaw St. | | 1 | 5 | 172 | A | Tulane | | 5 | 4 |
| | | | | | | | | | | | | 93 | A | Kennesaw St. | | 11 | 10 | 172 | A | Tulane | | 0 | 2 |
| | | | | | | | | | | | | | | | | | | 205 | H | Belmont | | 4 | 0 |
| | | | | | | | | | | | | | | | | | | 213 | A | Austin Peay | | 12 | 7 |
| | | | | | | | | | | | | | | | | | | 222 | H | Dayton | | 8 | 6 |
| | | | | | | | | | | | | | | | | | | 298 | H | Mississippi Val. | | 18 | 3 |
| | | | | | | | | | | | | | | | | | | 298 | H | Mississippi Val. | | 11 | 2 |
| | | | | | | | | | | | | | | | | | | 298 | H | Mississippi Val. | | 8 | 1 |
| LAST 15 GAMES | | | | | | | | | | | | | | | | | | | | | | | |
| 29 | H | Old Dominion | | 3 | 4 | 8 | A | Vanderbilt | | 1 | 19 | 298 | H | Mississippi Val. | | 11 | 2 | 298 | H | Mississippi Val. | | 18 | 3 |
| 29 | H | Old Dominion | | 11 | 8 | | | | | | | | | | | | | | | | | | |
| 29 | H | Old Dominion | | 1 | 0 | | | | | | | | | | | | | | | | | | |
| 213 | A | Austin Peay | | 12 | 7 | | | | | | | | | | | | | | | | | | |
| 63 | A | East Carolina | | 1 | 5 | | | | | | | | | | | | | | | | | | |

Non-Div. I Games:

Middle Tenn.

| | | |
|--------------------|---|---|
| 63 A East Carolina | 6 | 1 |
| 63 A East Carolina | 0 | 1 |

M
i
d
d
l
e
T
e
n
n
.

M
i
d
d
l
e
T
e
n
n
.

| Average RPI Win: 193 | | WON-LOST RECORD | | WINNING PCT. RANK | | LAST 15 GAMES | | STRENGTH OF SCHEDULE | | OPP. STRENGTH OF SCHEDULE | | TEAM RPI | | ADJ RPI | | CONF. RPI | | ADJ CONF. RPI | | | | | |
|----------------------|---|-----------------|--|-------------------|----|----------------|---|----------------------|--|---------------------------|---|----------|---|------------|--|-----------|----|---------------|---|--------------|--|-------|----|
| DIV. I ONLY | | 22-18-0 | | .55 115 | | 9-6-0 | | 232 | | 66 | | 104 | | .51709 104 | | 18 | | 18 | | | | | |
| DIV. I NON-CONF. | | 14-16-0 | | .46667 177 | | 2-4-0 | | 158 | | 64 | | 119 | | .51484 119 | | 20 | | 20 | | | | | |
| TOTALS | | RPI 1-25 | | RPI 26-50 | | W-L RECORDS | | RPI 51-100 | | RPI 101-150 | | RPI 150+ | | | | | | | | | | | |
| 22-18-0 | | 0-4-0 | | 1-2-0 | | OVERALL | | 2-4-0 | | 1-2-0 | | 18-6-0 | | | | | | | | | | | |
| 7-1-0 | | 0-0-0 | | 0-0-0 | | HOME | | 0-0-0 | | 0-0-0 | | 7-1-0 | | | | | | | | | | | |
| 10-16-0 | | 0-4-0 | | 1-2-0 | | AWAY | | 1-4-0 | | 1-1-0 | | 7-5-0 | | | | | | | | | | | |
| 5-1-0 | | 0-0-0 | | 0-0-0 | | NEUTRAL | | 1-0-0 | | 0-1-0 | | 4-0-0 | | | | | | | | | | | |
| 14-16-0 | | 0-4-0 | | 1-2-0 | | NON-CONFERENCE | | 2-4-0 | | 1-2-0 | | 10-4-0 | | | | | | | | | | | |
| 4-1-0 | | 0-0-0 | | 0-0-0 | | HOME | | 0-0-0 | | 0-0-0 | | 4-1-0 | | | | | | | | | | | |
| 6-14-0 | | 0-4-0 | | 1-0- | | AWAY | | 1-4-0 | | 1-1-0 | | 3-3-0 | | | | | | | | | | | |
| 4-1-0 | | 0-0-0 | | 0-0-0 | | NEUTRAL | | 1-0-0 | | 0-1-0 | | 3-0-0 | | | | | | | | | | | |
| 8-2-0 | | 0-0-0 | | 0-0-0 | | CONFERENCE | | 0-0-0 | | 0-0-0 | | 8-2-0 | | | | | | | | | | | |
| 3-0-0 | | 0-0-0 | | 0-0-0 | | HOME | | 0-0-0 | | 0-0-0 | | 3-0-0 | | | | | | | | | | | |
| 4-2-0 | | 0-0-0 | | 0-0-0 | | AWAY | | 0-0-0 | | 0-0-0 | | 4-2-0 | | | | | | | | | | | |
| 1-0-0 | | 0-0-0 | | 0-0-0 | | NEUTRAL | | 0-0-0 | | 0-0-0 | | 1-0-0 | | | | | | | | | | | |
| RPI | S | Opponent | | Score | | RPI | S | Opponent | | Score | | RPI | S | Opponent | | Score | | RPI | S | Opponent | | Score | |
| 2 | A | Indiana | | 1 | 2 | 42 | A | North Carolina | | 2 | 1 | 82 | A | Ohio St. | | 3 | 10 | 135 | A | Miami (OH) | | 9 | 14 |
| 16 | A | Kentucky | | 6 | 9 | 42 | A | North Carolina | | 2 | 3 | 83 | A | Illinois | | 6 | 2 | 135 | A | Miami (OH) | | 6 | 5 |
| 23 | A | Louisville | | 1 | 8 | 42 | A | North Carolina | | 1 | 2 | 83 | A | Illinois | | 1 | 6 | 145 | N | Bradley | | 5 | 15 |
| 23 | A | Louisville | | 3 | 12 | | | | | | | 83 | A | Illinois | | 2 | 6 | 164 | A | Georgia St. | | 6 | 7 |
| | | | | | | | | | | | | 83 | A | Illinois | | 2 | 3 | 164 | A | Georgia St. | | 16 | 1 |
| | | | | | | | | | | | | 86 | N | Wright St. | | 3 | 2 | 164 | A | Georgia St. | | 11 | 10 |
| | | | | | | | | | | | | | | | | | | 184 | A | Furman | | 11 | 6 |
| | | | | | | | | | | | | | | | | | | 186 | H | Toledo | | 0 | 3 |
| | | | | | | | | | | | | | | | | | | 186 | H | Toledo | | 7 | 1 |
| | | | | | | | | | | | | | | | | | | 186 | H | Toledo | | 1 | 0 |
| | | | | | | | | | | | | | | | | | | 186 | N | Toledo | | 6 | 4 |
| | | | | | | | | | | | | | | | | | | 201 | A | Georgetown | | 11 | 6 |
| | | | | | | | | | | | | | | | | | | 201 | A | Georgetown | | 15 | 6 |
| | | | | | | | | | | | | | | | | | | 201 | A | Georgetown | | 8 | 2 |
| | | | | | | | | | | | | | | | | | | 204 | A | Cincinnati | | 0 | 2 |
| | | | | | | | | | | | | | | | | | | 222 | N | Dayton | | 16 | 1 |
| | | | | | | | | | | | | | | | | | | 238 | A | Butler | | 16 | 2 |
| | | | | | | | | | | | | | | | | | | 238 | A | Butler | | 0 | 8 |
| | | | | | | | | | | | | | | | | | | 238 | A | Butler | | 1 | 2 |
| | | | | | | | | | | | | | | | | | | 238 | N | Butler | | 9 | 3 |
| | | | | | | | | | | | | | | | | | | 239 | H | Villanova | | 4 | 0 |
| | | | | | | | | | | | | | | | | | | 239 | H | Villanova | | 10 | 9 |
| | | | | | | | | | | | | | | | | | | 239 | H | Villanova | | 5 | 0 |
| | | | | | | | | | | | | | | | | | | 242 | A | Northern Ky. | | 8 | 17 |
| | | | | | | | | | | | | | | | | | | 242 | H | Northern Ky. | | 6 | 3 |
| | | | | | | | | | | | | | | | | | | 273 | N | Norfolk St. | | 6 | 5 |
| | | | | | | | | | | | | | | | | | | 295 | H | Ohio | | 14 | 0 |
| | | | | | | LAST 15 GAMES | | | | | | | | | | | | | | | | | |
| | | | | | | | | | | | | | | | | | | | | | | | |
| | | | | | | | | | | | | | | | | | | | | | | | |
| | | | | | | | | | | | | | | | | | | | | | | | |
| | | | | | | | | | | | | | | | | | | | | | | | |
| | | | | | | | | | | | | | | | | | | | | | | | |

Non-Div. I Games:

Xavier

| | | | | |
|-----|---|------------|---|---|
| 204 | A | Cincinnati | 0 | 2 |
| 239 | H | Villanova | 4 | 0 |

| Average RPI Win: 198 | | WON-LOST | WINNING | LAST 15 | STRENGTH OF | | OPP. STRENGTH | TEAM | ADJ | CONF. | ADJ CONF. | | | |
|----------------------|---|-------------|-----------|---------|----------------|---|---------------|-------|-------------|-------|-----------|--------------|-------|----|
| Average RPI Loss: 97 | | RECORD | PCT. RANK | GAMES | SCHEDULE | | OF SCHEDULE | RPI | RPI | RPI | RPI | | | |
| DIV. I ONLY | | 28-17-0 | .62222 | 60 | 210 | | 78 | 105 | .5167 | 105 | 17 | 16 | | |
| DIV. I NON-CONF. | | 16-11-0 | .59259 | 93 | 217 | | 67 | 145 | .50333 | 145 | 14 | 14 | | |
| <hr/> | | | | | | | | | | | | | | |
| TOTALS | | RPI 1-25 | RPI 26-50 | | W-L RECORDS | | RPI 51-100 | | RPI 101-150 | | RPI 150+ | | | |
| 28-17-0 | | 2-7-0 | 0-0-0 | | OVERALL | | 2-3-0 | | 4-3-0 | | 20-4-0 | | | |
| 16-9-0 | | 1-4-0 | 0-0-0 | | HOME | | 2-1-0 | | 1-2-0 | | 12-2-0 | | | |
| 12-6-0 | | 1-3-0 | 0-0-0 | | AWAY | | 0-0-0 | | 3-1-0 | | 8-2-0 | | | |
| 0-2-0 | | 0-0-0 | 0-0-0 | | NEUTRAL | | 0-2-0 | | 0-0-0 | | 0-0-0 | | | |
| 16-11-0 | | 1-5-0 | 0-0-0 | | NON-CONFERENCE | | 0-2-0 | | 2-2-0 | | 13-2-0 | | | |
| 11-5-0 | | 0-2-0 | 0-0-0 | | HOME | | 0-0-0 | | 1-2-0 | | 10-1-0 | | | |
| 5-4-0 | | 1-3-0 | 0-0- | | AWAY | | 0-0-0 | | 1-0-0 | | 3-1-0 | | | |
| 0-2-0 | | 0-0-0 | 0-0-0 | | NEUTRAL | | 0-2-0 | | 0-0-0 | | 0-0-0 | | | |
| 12-6-0 | | 1-2-0 | 0-0-0 | | CONFERENCE | | 2-1-0 | | 2-1-0 | | 7-2-0 | | | |
| 5-4-0 | | 1-2-0 | 0-0-0 | | HOME | | 2-1-0 | | 0-0-0 | | 2-1-0 | | | |
| 7-2-0 | | 0-0-0 | 0-0-0 | | AWAY | | 0-0-0 | | 2-1-0 | | 5-1-0 | | | |
| 0-0-0 | | 0-0-0 | 0-0-0 | | NEUTRAL | | 0-0-0 | | 0-0-0 | | 0-0-0 | | | |
| RPI | S | Opponent | Score | | RPI | S | Opponent | Score | | RPI | S | Opponent | Score | |
| 3 | A | Florida | 2 | 1 | | | | | | 83 | N | Illinois | 1 | 9 |
| 3 | A | Florida | 0 | 4 | | | | | | 83 | N | Illinois | 2 | 3 |
| 3 | H | Florida | 1 | 7 | | | | | | 93 | H | Kennesaw St. | 4 | 3 |
| 5 | A | Florida St. | 3 | 8 | | | | | | 93 | H | Kennesaw St. | 9 | 11 |
| 18 | A | Miami (FL) | 0 | 4 | | | | | | 93 | H | Kennesaw St. | 5 | 0 |
| 18 | H | Miami (FL) | 2 | 5 | | | | | | | | | | |
| 21 | H | Mercer | 3 | 5 | | | | | | | | | | |
| 21 | H | Mercer | 6 | 5 | | | | | | | | | | |
| 21 | H | Mercer | 0 | 4 | | | | | | | | | | |
| | | | | | | | | | | | | | | |
| | | | | | | | | | | | | | | |
| | | | | | | | | | | | | | | |
| | | | | | | | | | | | | | | |
| | | | | | | | | | | | | | | |
| | | | | | | | | | | | | | | |
| | | | | | | | | | | | | | | |
| | | | | | | | | | | | | | | |
| | | | | | | | | | | | | | | |
| | | | | | | | | | | | | | | |
| | | | | | | | | | | | | | | |
| | | | | | | | | | | | | | | |
| | | | | | | | | | | | | | | |
| | | | | | | | | | | | | | | |
| | | | | | | | | | | | | | | |
| | | | | | | | | | | | | | | |
| | | | | | | | | | | | | | | |
| | | | | | | | | | | | | | | |
| | | | | | | | | | | | | | | |
| | | | | | | | | | | | | | | |
| | | | | | | | | | | | | | | |
| | | | | | | | | | | | | | | |
| | | | | | | | | | | | | | | |
| | | | | | | | | | | | | | | |
| | | | | | | | | | | | | | | |
| | | | | | | | | | | | | | | |
| | | | | | | | | | | | | | | |
| | | | | | | | | | | | | | | |
| | | | | | | | | | | | | | | |
| | | | | | | | | | | | | | | |
| | | | | | | | | | | | | | | |
| | | | | | | | | | | | | | | |
| | | | | | | | | | | | | | | |
| | | | | | | | | | | | | | | |
| | | | | | | | | | | | | | | |
| | | | | | | | | | | | | | | |
| | | | | | | | | | | | | | | |
| | | | | | | | | | | | | | | |
| | | | | | | | | | | | | | | |
| | | | | | | | | | | | | | | |
| | | | | | | | | | | | | | | |
| | | | | | | | | | | | | | | |
| | | | | | | | | | | | | | | |
| | | | | | | | | | | | | | | |
| | | | | | | | | | | | | | | |
| | | | | | | | | | | | | | | |
| | | | | | | | | | | | | | | |
| | | | | | | | | | | | | | | |
| | | | | | | | | | | | | | | |
| | | | | | | | | | | | | | | |
| | | | | | | | | | | | | | | |
| | | | | | | | | | | | | | | |

Non-Div. I Games:

FGCU

| | | |
|---------------------|---|---|
| 182 H North Florida | 1 | 6 |
| 182 H North Florida | 9 | 3 |

| RPI | S | Opponent | Score | |
|-----|---|-----------|-------|---|
| 282 | H | Manhattan | 5 | 2 |
| 282 | H | Manhattan | 13 | 3 |
| 282 | H | Manhattan | 3 | 2 |
| 282 | H | Manhattan | 3 | 1 |

FGCU

F
G
C
U

F
G
C
U

| Average RPI Win: 120 | | WON-LOST RECORD | | WINNING PCT. RANK | | LAST 15 GAMES | | STRENGTH OF SCHEDULE | | OPP. STRENGTH OF SCHEDULE | | TEAM RPI | | ADJ RPI | | CONF. RPI | | ADJ CONF. RPI | |
|----------------------|----------|-----------------|---|-------------------|---------------------|----------------|----|----------------------|--------------------|---------------------------|---|----------|--------------------|------------|---|-----------|--|---------------|--|
| Average RPI Loss: 82 | | 22-19-0 | | .53659 123 | | 6-9-0 | | 118 | | 20 | | 106 | | .51659 106 | | 4 | | 4 | |
| DIV. I ONLY | | 12-10-0 | | .54545 123 | | 3-3-0 | | 61 | | 38 | | 92 | | .52261 92 | | 3 | | 3 | |
| DIV. I NON-CONF. | | | | | | | | | | | | | | | | | | | |
| TOTALS | | RPI 1-25 | | RPI 26-50 | | W-L RECORDS | | RPI 51-100 | | RPI 101-150 | | RPI 150+ | | | | | | | |
| 22-19-0 | | 1-3-0 | | 2-7-0 | | OVERALL | | 7-3-0 | | 3-1-0 | | 9-5-0 | | | | | | | |
| 10-14-0 | | 1-3-0 | | 1-7-0 | | HOME | | 2-1-0 | | 2-1-0 | | 4-2-0 | | | | | | | |
| 9-5-0 | | 0-0-0 | | 1-0-0 | | AWAY | | 4-2-0 | | 0-0-0 | | 4-3-0 | | | | | | | |
| 3-0-0 | | 0-0-0 | | 0-0-0 | | NEUTRAL | | 1-0-0 | | 1-0-0 | | 1-0-0 | | | | | | | |
| 12-10-0 | | 1-3-0 | | 0-2-0 | | NON-CONFERENCE | | 4-3-0 | | 1-0-0 | | 6-2-0 | | | | | | | |
| 7-8-0 | | 1-3-0 | | 0-2-0 | | HOME | | 2-1-0 | | 0-0-0 | | 4-2-0 | | | | | | | |
| 2-2-0 | | 0-0-0 | | 0-0- | | AWAY | | 1-2-0 | | 0-0-0 | | 1-0-0 | | | | | | | |
| 3-0-0 | | 0-0-0 | | 0-0-0 | | NEUTRAL | | 1-0-0 | | 1-0-0 | | 1-0-0 | | | | | | | |
| 10-9-0 | | 0-0-0 | | 2-5-0 | | CONFERENCE | | 3-0-0 | | 2-1-0 | | 3-3-0 | | | | | | | |
| 3-6-0 | | 0-0-0 | | 1-5-0 | | HOME | | 0-0-0 | | 2-1-0 | | 0-0-0 | | | | | | | |
| 7-3-0 | | 0-0-0 | | 1-0-0 | | AWAY | | 3-0-0 | | 0-0-0 | | 3-3-0 | | | | | | | |
| 0-0-0 | | 0-0-0 | | 0-0-0 | | NEUTRAL | | 0-0-0 | | 0-0-0 | | 0-0-0 | | | | | | | |
| RPI S | Opponent | Score | | RPI S | Opponent | Score | | RPI S | Opponent | Score | | RPI S | Opponent | Score | | | | | |
| 9 H | Houston | 3 | 4 | 35 H | Arizona St. | 5 | 8 | 54 H | UC Irvine | 5 | 0 | 112 H | Washington St. | 8 | 7 | | | | |
| 17 H | Cal Poly | 1 | 9 | 35 H | Arizona St. | 5 | 6 | 55 A | Long Beach St. | 5 | 8 | 112 H | Washington St. | 4 | 2 | | | | |
| 17 H | Cal Poly | 5 | 2 | 35 H | Arizona St. | 7 | 3 | 55 A | Long Beach St. | 1 | 0 | 112 H | Washington St. | 0 | 2 | | | | |
| 17 H | Cal Poly | 0 | 8 | 39 H | Pepperdine | 7 | 8 | 55 H | Long Beach St. | 0 | 4 | 133 N | Michigan | 5 | 0 | | | | |
| | | | | 48 A | Southern California | 6 | 5 | 55 H | Long Beach St. | 2 | 1 | 152 A | Loyola Marymount | 5 | 3 | | | | |
| | | | | 48 H | Southern California | 0 | 10 | 64 A | Cal St. Fullerton | 3 | 4 | 152 H | Loyola Marymount | 3 | 0 | | | | |
| | | | | 48 H | Southern California | 4 | 7 | 68 N | North Carolina St. | 2 | 0 | 152 H | Loyola Marymount | 1 | 6 | | | | |
| | | | | 48 H | Southern California | 2 | 3 | 78 A | California | 3 | 1 | 167 A | Utah | 7 | 3 | | | | |
| | | | | 49 H | UC Santa Barbara | 4 | 6 | 78 A | California | 3 | 2 | 167 A | Utah | 6 | 8 | | | | |
| | | | | | | | | 78 A | California | 6 | 1 | 167 A | Utah | 3 | 1 | | | | |
| | | | | | | | | | | | | 178 A | Arizona | 8 | 0 | | | | |
| | | | | | | | | | | | | 178 A | Arizona | 2 | 3 | | | | |
| | | | | | | | | | | | | 178 A | Arizona | 5 | 6 | | | | |
| | | | | | | | | | | | | 189 H | Cal St. Northridge | 7 | 1 | | | | |
| | | | | | | | | | | | | 203 N | Notre Dame | 2 | 1 | | | | |
| | | | | | | | | | | | | 254 H | Portland | 12 | 1 | | | | |
| | | | | | | | | | | | | 254 H | Portland | 0 | 1 | | | | |
| | | | | | | | | | | | | 254 H | Portland | 4 | 3 | | | | |
| | | | | LAST 15 GAMES | | | | | | | | | | | | | | | |
| | | | | 48 H | Southern California | 4 | 7 | 178 A | Arizona | 5 | 6 | | | | | | | | |
| | | | | 48 H | Southern California | 2 | 3 | 178 A | Arizona | 2 | 3 | | | | | | | | |
| | | | | 48 H | Southern California | 0 | 10 | 178 A | Arizona | 8 | 0 | | | | | | | | |
| | | | | 152 H | Loyola Marymount | 3 | 0 | | | | | | | | | | | | |
| | | | | 167 A | Utah | 7 | 3 | | | | | | | | | | | | |

Non-Div. I Games:

UCLA

| | | |
|------------|---|---|
| 167 A Utah | 6 | 8 |
| 167 A Utah | 3 | 1 |

U
C
L
A

U
C
L
A

| Average RPI Win: | 230 | WON-LOST RECORD | WINNING PCT. RANK | LAST 15 GAMES | STRENGTH OF SCHEDULE | OPP. STRENGTH OF SCHEDULE | TEAM RPI | ADJ RPI | CONF. RPI | ADJ CONF. RPI | |
|-------------------|----------|-----------------|-------------------|----------------|----------------------|---------------------------|----------|-------------|-----------|---------------------------|-------|
| Average RPI Loss: | 187 | | | | | | | | | | |
| DIV. I ONLY | 31-9-0 | .775 | 6 | 11-4-0 | 300 | 127 | 107 | .51624 | 107 | 18 | 18 |
| DIV. I NON-CONF. | 25-6-0 | .80645 | 18 | 5-1-0 | 300 | 136 | 83 | .52451 | 83 | 20 | 20 |
| <hr/> | | | | | | | | | | | |
| TOTALS | RPI 1-25 | RPI 26-50 | | W-L RECORDS | | RPI 51-100 | | RPI 101-150 | | RPI 150+ | |
| 31-9-0 | 0-0-0 | 0-0-0 | | OVERALL | | 1-2-0 | | 1-1-0 | | 29-6-0 | |
| 14-1-0 | 0-0-0 | 0-0-0 | | HOME | | 0-0-0 | | 0-0-0 | | 14-1-0 | |
| 17-8-0 | 0-0-0 | 0-0-0 | | AWAY | | 1-2-0 | | 1-1-0 | | 15-5-0 | |
| 0-0-0 | 0-0-0 | 0-0-0 | | NEUTRAL | | 0-0-0 | | 0-0-0 | | 0-0-0 | |
| 25-6-0 | 0-0-0 | 0-0-0 | | NON-CONFERENCE | | 1-2-0 | | 1-1-0 | | 23-3-0 | |
| 11-1-0 | 0-0-0 | 0-0-0 | | HOME | | 0-0-0 | | 0-0-0 | | 11-1-0 | |
| 14-5-0 | 0-0-0 | 0-0- | | AWAY | | 1-2-0 | | 1-1-0 | | 12-2-0 | |
| 0-0-0 | 0-0-0 | 0-0-0 | | NEUTRAL | | 0-0-0 | | 0-0-0 | | 0-0-0 | |
| 6-3-0 | 0-0-0 | 0-0-0 | | CONFERENCE | | 0-0-0 | | 0-0-0 | | 6-3-0 | |
| 3-0-0 | 0-0-0 | 0-0-0 | | HOME | | 0-0-0 | | 0-0-0 | | 3-0-0 | |
| 3-3-0 | 0-0-0 | 0-0-0 | | AWAY | | 0-0-0 | | 0-0-0 | | 3-3-0 | |
| 0-0-0 | 0-0-0 | 0-0-0 | | NEUTRAL | | 0-0-0 | | 0-0-0 | | 0-0-0 | |
| RPI | S | Opponent | Score | RPI | S | Opponent | Score | RPI | S | Opponent | Score |
| | | | | | | | | | | | |
| | | | | | | 89 A Oklahoma | 7 5 | | | 140 A Central Conn. St. | 0 1 |
| | | | | | | 89 A Oklahoma | 6 15 | | | 140 A Central Conn. St. | 2 0 |
| | | | | | | 89 A Oklahoma | 2 8 | | | 176 A James Madison | 19 4 |
| | | | | | | | | | | 176 A James Madison | 15 4 |
| | | | | | | | | | | 176 A James Madison | 3 11 |
| | | | | | | | | | | 178 A Arizona | 9 1 |
| | | | | | | | | | | 178 A Arizona | 4 2 |
| | | | | | | | | | | 178 A Arizona | 11 2 |
| | | | | | | | | | | 196 A Richmond | 6 2 |
| | | | | | | | | | | 196 A Richmond | 8 2 |
| | | | | | | | | | | 196 A Richmond | 16 2 |
| | | | | | | | | | | 201 A Georgetown | 5 4 |
| | | | | | | | | | | 201 A Georgetown | 9 3 |
| | | | | | | | | | | 201 A Georgetown | 3 4 |
| | | | | | | | | | | 211 H Wagner | 8 4 |
| | | | | | | | | | | 228 H Monmouth | 4 3 |
| | | | | | | | | | | 234 A Princeton | 13 6 |
| | | | | | | | | | | 238 A Butler | 6 7 |
| | | | | | | | | | | 238 A Butler | 7 3 |
| | | | | | | | | | | 238 A Butler | 1 6 |
| | | | | | | | | | | 239 H Villanova | 3 1 |
| | | | | | | | | | | 239 H Villanova | 6 5 |
| | | | | | | | | | | 239 H Villanova | 10 0 |
| | | | | | | | | | | 248 A Lehigh | 2 3 |
| | | | | | | | | | | 262 H Saint Peter's | 11 3 |
| | | | | | | | | | | 262 H Saint Peter's | 8 9 |
| | | | | | | | | | | 267 A Fairleigh Dickinson | 10 5 |
| | | | | | | | | | | | |
| | | | | | | | | | | | |
| | | | | | | | | | | | |
| | | | | | | | | | | | |
| | | | | | | | | | | | |
| | | | | | | | | | | | |
| | | | | | | | | | | | |
| | | | | | | | | | | | |
| | | | | | | | | | | | |
| | | | | | | | | | | | |
| | | | | | | | | | | | |
| | | | | | | | | | | | |
| | | | | | | | | | | | |
| | | | | | | | | | | | |
| | | | | | | | | | | | |
| | | | | | | | | | | | |
| | | | | | | | | | | | |
| | | | | | | | | | | | |
| | | | | | | | | | | | |
| | | | | | | | | | | | |
| | | | | | | | | | | | |
| | | | | | | | | | | | |
| | | | | | | | | | | | |
| | | | | | | | | | | | |
| | | | | | | | | | | | |
| | | | | | | | | | | | |
| | | | | | | | | | | | |
| | | | | | | | | | | | |
| | | | | | | | | | | | |
| | | | | | | | | | | | |
| | | | | | | | | | | | |
| | | | | | | | | | | | |
| | | | | | | | | | | | |
| | | | | | | | | | | | |
| | | | | | | | | | | | |
| | | | | | | | | | | | |
| | | | | | | | | | | | |
| | | | | | | | | | | | |
| | | | | | | | | | | | |
| | | | | | | | | | | | |
| | | | | | | | | | | | |
| | | | | | | | | | | | |
| | | | | | | | | | | | |
| | | | | | | | | | | | |
| | | | | | | | | | | | |
| | | | | | | | | | | | |

Non-Div. I Games:

Seton Hall

| | | |
|------------------|---|---|
| 201 A Georgetown | 9 | 3 |
| 201 A Georgetown | 3 | 4 |

| RPI | S | Opponent | Score | |
|-----|---|---------------------|-------|---|
| 267 | H | Fairleigh Dickinson | 5 | 1 |
| 267 | H | Fairleigh Dickinson | 3 | 1 |
| 282 | H | Manhattan | 2 | 0 |
| 282 | H | Manhattan | 8 | 0 |
| 282 | H | Manhattan | 3 | 2 |
| 286 | A | Rider | 4 | 3 |
| 290 | A | Iona | 8 | 0 |
| 301 | H | NYIT | 21 | 0 |
| 301 | H | NYIT | 7 | 6 |
| 301 | H | NYIT | 6 | 0 |

| Average RPI Win: 130 | | WON-LOST | WINNING | LAST 15 | STRENGTH OF | | OPP. STRENGTH | TEAM | ADJ | | CONF. | ADJ CONF. | | | |
|----------------------|------------|-------------------|-----------|---------|-------------------|-------|----------------|-------|------------------|--------|----------|-----------|-----------------|-------|----|
| Average RPI Loss: 64 | | RECORD | PCT. RANK | GAMES | SCHEDULE | | OF SCHEDULE | RPI | RPI | | RPI | RPI | | | |
| DIV. I ONLY | | 19-24-0 | .44186 | 187 | 5-10-0 | | 47 | 27 | 108 | .51608 | 108 | 1 | 1 | | |
| DIV. I NON-CONF. | | 13-9-0 | .59091 | 94 | 2-1-0 | | 170 | 234 | 134 | .51001 | 134 | 1 | 1 | | |
| TOTALS | | RPI 1-25 | RPI 26-50 | | W-L RECORDS | | RPI 51-100 | | RPI 101-150 | | RPI 150+ | | | | |
| 19-24-0 | | 2-8-0 | 3-6-0 | | OVERALL | | 7-5-0 | | 1-2-0 | | 6-3-0 | | | | |
| 9-8-0 | | 0-0-0 | 1-5-0 | | HOME | | 3-3-0 | | 1-0-0 | | 4-0-0 | | | | |
| 4-11-0 | | 2-7-0 | 2-1-0 | | AWAY | | 0-1-0 | | 0-2-0 | | 0-0-0 | | | | |
| 6-5-0 | | 0-1-0 | 0-0-0 | | NEUTRAL | | 4-1-0 | | 0-0-0 | | 2-3-0 | | | | |
| 13-9-0 | | 0-1-0 | 0-0-0 | | NON-CONFERENCE | | 6-3-0 | | 1-2-0 | | 6-3-0 | | | | |
| 7-1-0 | | 0-0-0 | 0-0-0 | | HOME | | 2-1-0 | | 1-0-0 | | 4-0-0 | | | | |
| 0-3-0 | | 0-0-0 | 0-0- | | AWAY | | 0-1-0 | | 0-2-0 | | 0-0-0 | | | | |
| 6-5-0 | | 0-1-0 | 0-0-0 | | NEUTRAL | | 4-1-0 | | 0-0-0 | | 2-3-0 | | | | |
| 6-15-0 | | 2-7-0 | 3-6-0 | | CONFERENCE | | 1-2-0 | | 0-0-0 | | 0-0-0 | | | | |
| 2-7-0 | | 0-0-0 | 1-5-0 | | HOME | | 1-2-0 | | 0-0-0 | | 0-0-0 | | | | |
| 4-8-0 | | 2-7-0 | 2-1-0 | | AWAY | | 0-0-0 | | 0-0-0 | | 0-0-0 | | | | |
| 0-0-0 | | 0-0-0 | 0-0-0 | | NEUTRAL | | 0-0-0 | | 0-0-0 | | 0-0-0 | | | | |
| RPI S | Opponent | Score | | RPI S | Opponent | Score | | RPI S | Opponent | Score | | RPI S | Opponent | Score | |
| 3 | A Florida | 1 | 7 | 28 | H Tennessee | 1 | 5 | 62 | H Georgia | 4 | 2 | 109 | A Missouri St. | 0 | 9 |
| 3 | A Florida | 5 | 6 | 28 | H Tennessee | 5 | 2 | 62 | H Georgia | 2 | 7 | 109 | H Missouri St. | 9 | 4 |
| 3 | A Florida | 0 | 5 | 28 | H Tennessee | 1 | 4 | 62 | H Georgia | 1 | 2 | 138 | A McNeese St. | 2 | 3 |
| 4 | A Ole Miss | 3 | 4 | 41 | H Mississippi St. | 2 | 6 | 67 | H Southern Miss. | 6 | 4 | 170 | N Southern Ill. | 2 | 4 |
| 4 | A Ole Miss | 1 | 7 | 41 | H Mississippi St. | 2 | 3 | 67 | H Southern Miss. | 1 | 2 | 204 | N Cincinnati | 5 | 11 |
| 4 | A Ole Miss | 3 | 8 | 41 | H Mississippi St. | 7 | 9 | 67 | H Southern Miss. | 4 | 1 | 247 | N Ill.-Chicago | 4 | 0 |
| 16 | A Kentucky | 8 | 3 | 47 | A Auburn | 3 | 7 | 67 | N Southern Miss. | 4 | 2 | 272 | H Milwaukee | 4 | 3 |
| 16 | A Kentucky | 0 | 12 | 47 | A Auburn | 4 | 3 | 76 | N Campbell | 3 | 6 | 272 | H Milwaukee | 7 | 5 |
| 16 | A Kentucky | 8 | 7 | 47 | A Auburn | 4 | 2 | 81 | A Wake Forest | 0 | 1 | 279 | N IPFW | 8 | 11 |
| 22 | N Liberty | 1 | 2 | | | | | 83 | N Illinois | 5 | 2 | 293 | N Chicago St. | 6 | 3 |
| | | | | | | | | 84 | N Wichita St. | 5 | 4 | 296 | H Alcorn | 5 | 0 |
| | | | | | | | | 98 | N Radford | 15 | 3 | 296 | H Alcorn | 11 | 5 |
| LAST 15 GAMES | | | | | | | | | | | | | | | |
| | 3 | A Florida | 5 | 6 | | 109 | A Missouri St. | 0 | 9 | | | | | | |
| | 3 | A Florida | 0 | 5 | | 16 | A Kentucky | 8 | 3 | | | | | | |
| | 3 | A Florida | 1 | 7 | | 16 | A Kentucky | 0 | 12 | | | | | | |
| | 84 | N Wichita St. | 5 | 4 | | | | | | | | | | | |
| | 41 | H Mississippi St. | 7 | 9 | | | | | | | | | | | |

Non-Div. I Games:

Missouri

| | | |
|----------------------|---|---|
| 41 H Mississippi St. | 2 | 6 |
| 41 H Mississippi St. | 2 | 3 |

M
i
s
s
o
u
r
i

M
i
s
s
o
u
r
i

| Average RPI Win: | | 143 | WON-LOST RECORD | | WINNING PCT. RANK | | LAST 15 GAMES | | STRENGTH OF SCHEDULE | | OPP. STRENGTH OF SCHEDULE | | TEAM RPI | | ADJ RPI | | CONF. RPI | | ADJ CONF. RPI | |
|------------------|---|----------------|-----------------|-----------|-------------------|----------------|-------------------|------------|----------------------|-------------|---------------------------|-------------------|----------|-------|------------|--|-----------|--|---------------|--|
| DIV. I ONLY | | | 19-20-0 | | .48718 157 | | 8-7-0 | | 117 | | 92 | | 109 | | .51596 109 | | 5 | | 5 | |
| DIV. I NON-CONF. | | | 13-11-0 | | .54167 124 | | 4-3-0 | | 188 | | 73 | | 82 | | .52528 82 | | 5 | | 5 | |
| TOTALS | | RPI 1-25 | | RPI 26-50 | | W-L RECORDS | | RPI 51-100 | | RPI 101-150 | | RPI 150+ | | | | | | | | |
| 19-20-0 | | 0-0-0 | | 2-8-0 | | OVERALL | | 4-5-0 | | 5-4-0 | | 8-3-0 | | | | | | | | |
| 6-7-0 | | 0-0-0 | | 1-6-0 | | HOME | | 1-0-0 | | 1-0-0 | | 3-1-0 | | | | | | | | |
| 10-11-0 | | 0-0-0 | | 1-2-0 | | AWAY | | 3-4-0 | | 4-4-0 | | 2-1-0 | | | | | | | | |
| 3-2-0 | | 0-0-0 | | 0-0-0 | | NEUTRAL | | 0-1-0 | | 0-0-0 | | 3-1-0 | | | | | | | | |
| 13-11-0 | | 0-0-0 | | 1-3-0 | | NON-CONFERENCE | | 3-3-0 | | 3-3-0 | | 6-2-0 | | | | | | | | |
| 3-1-0 | | 0-0-0 | | 0-1-0 | | HOME | | 1-0-0 | | 1-0-0 | | 1-0-0 | | | | | | | | |
| 7-8-0 | | 0-0-0 | | 1-0- | | AWAY | | 2-2-0 | | 2-3-0 | | 2-1-0 | | | | | | | | |
| 3-2-0 | | 0-0-0 | | 0-0-0 | | NEUTRAL | | 0-1-0 | | 0-0-0 | | 3-1-0 | | | | | | | | |
| 6-9-0 | | 0-0-0 | | 1-5-0 | | CONFERENCE | | 1-2-0 | | 2-1-0 | | 2-1-0 | | | | | | | | |
| 3-6-0 | | 0-0-0 | | 1-5-0 | | HOME | | 0-0-0 | | 0-0-0 | | 2-1-0 | | | | | | | | |
| 3-3-0 | | 0-0-0 | | 0-0-0 | | AWAY | | 1-2-0 | | 2-1-0 | | 0-0-0 | | | | | | | | |
| 0-0-0 | | 0-0-0 | | 0-0-0 | | NEUTRAL | | 0-0-0 | | 0-0-0 | | 0-0-0 | | | | | | | | |
| RPI | S | Opponent | | Score | RPI | S | Opponent | | Score | RPI | S | Opponent | | Score | | | | | | |
| 31 | H | Dallas Baptist | | 0 1 | 57 | A | Kansas | | 6 5 | 102 | A | Central Ark. | | 11 5 | | | | | | |
| 31 | H | Dallas Baptist | | 0 2 | 60 | H | Arkansas St. | | 5 4 | 102 | A | Central Ark. | | 4 6 | | | | | | |
| 31 | H | Dallas Baptist | | 0 1 | 72 | A | Oral Roberts | | 1 4 | 102 | A | Central Ark. | | 6 4 | | | | | | |
| 32 | H | Illinois St. | | 1 6 | 72 | A | Oral Roberts | | 3 2 | 108 | A | Missouri | | 4 9 | | | | | | |
| 32 | H | Illinois St. | | 1 7 | 80 | A | Southeast Mo. St. | | 5 6 | 108 | H | Missouri | | 9 0 | | | | | | |
| 32 | H | Illinois St. | | 4 2 | 84 | A | Wichita St. | | 4 3 | 143 | A | Texas-Arlington | | 5 6 | | | | | | |
| 40 | A | Oklahoma St. | | 2 3 | 84 | A | Wichita St. | | 0 5 | 145 | A | Bradley | | 6 5 | | | | | | |
| 40 | H | Oklahoma St. | | 0 6 | 84 | A | Wichita St. | | 1 5 | 145 | A | Bradley | | 5 6 | | | | | | |
| 50 | A | New Mexico | | 0 7 | 96 | N | Kansas St. | | 3 8 | 145 | A | Bradley | | 7 2 | | | | | | |
| 50 | A | New Mexico | | 6 1 | | | | | | 167 | N | Utah | | 3 7 | | | | | | |
| | | | | | | | | | | 170 | H | Southern Ill. | | 6 5 | | | | | | |
| | | | | | | | | | | 170 | H | Southern Ill. | | 5 9 | | | | | | |
| | | | | | | | | | | 170 | H | Southern Ill. | | 8 3 | | | | | | |
| | | | | | | | | | | 175 | H | Saint Louis | | 8 0 | | | | | | |
| | | | | | | | | | | 208 | N | Northern Ill. | | 11 0 | | | | | | |
| | | | | | | | | | | 208 | N | Northern Ill. | | 9 8 | | | | | | |
| | | | | | | | | | | 266 | A | Abilene Christian | | 12 0 | | | | | | |
| | | | | | | | | | | 266 | N | Abilene Christian | | 12 3 | | | | | | |
| | | | | | | | | | | 291 | A | UT Martin | | 7 5 | | | | | | |
| | | | | | | | | | | 291 | A | UT Martin | | 3 4 | | | | | | |
| LAST 15 GAMES | | | | | | | | | | | | | | | | | | | | |
| 291 | A | UT Martin | | 7 5 | 145 | A | Bradley | | 7 2 | | | | | | | | | | | |
| 291 | A | UT Martin | | 3 4 | 145 | A | Bradley | | 5 6 | | | | | | | | | | | |
| 57 | A | Kansas | | 6 5 | 145 | A | Bradley | | 6 5 | | | | | | | | | | | |
| 32 | H | Illinois St. | | 1 7 | | | | | | | | | | | | | | | | |
| 32 | H | Illinois St. | | 1 6 | | | | | | | | | | | | | | | | |

Non-Div. I Games:

Missouri St.

| | | | | |
|-----|---|--------------|---|---|
| 32 | H | Illinois St. | 4 | 2 |
| 108 | H | Missouri | 9 | 0 |

M
i
s
s
o
u
r
i
s
t
.

M
i
s
s
o
u
r
i
s
t
.

| Average RPI Win: | 145 | WON-LOST RECORD | WINNING PCT. RANK | LAST 15 GAMES | STRENGTH OF SCHEDULE | OPP. STRENGTH OF SCHEDULE | TEAM RPI | ADJ RPI | CONF. RPI | ADJ CONF. RPI | | |
|------------------|----------|-----------------|-------------------|----------------|----------------------|---------------------------|----------|-------------|-----------|---------------|-------|---|
| DIV. I ONLY | | 19-23-0 | .45238 | 176 | 4-11-0 | 69 | 80 | 110 | .51585 | 110 | 3 | 3 |
| DIV. I NON-CONF. | | 10-11-0 | .47619 | 167 | 2-4-0 | 250 | 259 | 192 | .48072 | 192 | 4 | 4 |
| <hr/> | | | | | | | | | | | | |
| TOTALS | RPI 1-25 | RPI 26-50 | | W-L RECORDS | | RPI 51-100 | | RPI 101-150 | | RPI 150+ | | |
| 19-23-0 | 1-5-0 | 5-6-0 | | OVERALL | | 3-3-0 | | 0-4-0 | | 10-5-0 | | |
| 10-6-0 | 1-2-0 | 4-3-0 | | HOME | | 3-0-0 | | 0-0-0 | | 2-1-0 | | |
| 8-14-0 | 0-3-0 | 1-3-0 | | AWAY | | 0-1-0 | | 0-4-0 | | 7-3-0 | | |
| 1-3-0 | 0-0-0 | 0-0-0 | | NEUTRAL | | 0-2-0 | | 0-0-0 | | 1-1-0 | | |
| 10-11-0 | 0-0-0 | 0-2-0 | | NON-CONFERENCE | | 0-3-0 | | 0-1-0 | | 10-5-0 | | |
| 2-2-0 | 0-0-0 | 0-1-0 | | HOME | | 0-0-0 | | 0-0-0 | | 2-1-0 | | |
| 7-6-0 | 0-0-0 | 0-0- | | AWAY | | 0-1-0 | | 0-1-0 | | 7-3-0 | | |
| 1-3-0 | 0-0-0 | 0-0-0 | | NEUTRAL | | 0-2-0 | | 0-0-0 | | 1-1-0 | | |
| 9-12-0 | 1-5-0 | 5-4-0 | | CONFERENCE | | 3-0-0 | | 0-3-0 | | 0-0-0 | | |
| 8-4-0 | 1-2-0 | 4-2-0 | | HOME | | 3-0-0 | | 0-0-0 | | 0-0-0 | | |
| 1-8-0 | 0-3-0 | 1-2-0 | | AWAY | | 0-0-0 | | 0-3-0 | | 0-0-0 | | |
| 0-0-0 | 0-0-0 | 0-0-0 | | NEUTRAL | | 0-0-0 | | 0-0-0 | | 0-0-0 | | |
| RPI | S | Opponent | Score | RPI | S | Opponent | Score | RPI | S | Opponent | Score | |
| 1 | H | Virginia | 0 4 | 27 | A | West Virginia | 3 6 | 61 | H | Duke | 8 5 | |
| 1 | H | Virginia | 2 1 | 27 | H | West Virginia | 4 6 | 61 | H | Duke | 3 2 | |
| 1 | H | Virginia | 0 3 | 33 | H | Georgia Tech | 5 0 | 61 | H | Duke | 5 1 | |
| 18 | A | Miami (FL) | 2 12 | 33 | H | Georgia Tech | 4 2 | 63 | A | East Carolina | 2 4 | |
| 18 | A | Miami (FL) | 0 1 | 33 | H | Georgia Tech | 4 3 | 82 | N | Ohio St. | 2 6 | |
| 18 | A | Miami (FL) | 2 7 | 42 | A | North Carolina | 5 9 | 88 | N | Western Ky. | 2 3 | |
| | | | | 42 | A | North Carolina | 1 2 | | | | | |
| | | | | 42 | A | North Carolina | 6 4 | | | | | |
| | | | | 46 | H | Clemson | 13 4 | | | | | |
| | | | | 46 | H | Clemson | 0 3 | | | | | |
| | | | | 46 | H | Clemson | 2 3 | | | | | |
| | | | | | | | | | | | | |
| | | | | | | | | | | | | |
| | | | | | | | | | | | | |
| | | | | | | | | | | | | |
| | | | | | | | | | | | | |
| | | | | | | | | | | | | |
| | | | | | | | | | | | | |
| | | | | | | | | | | | | |
| | | | | | | | | | | | | |
| | | | | | | | | | | | | |
| | | | | | | | | | | | | |
| | | | | | | | | | | | | |
| | | | | | | | | | | | | |
| | | | | | | | | | | | | |
| | | | | | | | | | | | | |
| | | | | | | | | | | | | |
| | | | | | | | | | | | | |
| | | | | | | | | | | | | |
| | | | | | | | | | | | | |
| | | | | | | | | | | | | |
| | | | | | | | | | | | | |
| | | | | | | | | | | | | |
| | | | | | | | | | | | | |
| | | | | | | | | | | | | |
| | | | | | | | | | | | | |
| | | | | | | | | | | | | |
| | | | | | | | | | | | | |
| | | | | | | | | | | | | |
| | | | | | | | | | | | | |
| | | | | | | | | | | | | |
| | | | | | | | | | | | | |
| | | | | | | | | | | | | |
| | | | | | | | | | | | | |
| | | | | | | | | | | | | |
| | | | | | | | | | | | | |
| | | | | | | | | | | | | |
| | | | | | | | | | | | | |
| | | | | | | | | | | | | |
| | | | | | | | | | | | | |
| | | | | | | | | | | | | |
| | | | | | | | | | | | | |
| | | | | | | | | | | | | |
| | | | | | | | | | | | | |
| | | | | | | | | | | | | |
| | | | | | | | | | | | | |
| | | | | | | | | | | | | |
| | | | | | | | | | | | | |
| | | | | | | | | | | | | |
| | | | | | | | | | | | | |
| | | | | | | | | | | | | |
| | | | | | | | | | | | | |
| | | | | | | | | | | | | |
| | | | | | | | | | | | | |
| | | | | | | | | | | | | |
| | | | | | | | | | | | | |
| | | | | | | | | | | | | |
| | | | | | | | | | | | | |
| | | | | | | | | | | | | |
| | | | | | | | | | | | | |
| | | | | | | | | | | | | |
| | | | | | | | | | | | | |
| | | | | | | | | | | | | |
| | | | | | | | | | | | | |
| | | | | | | | | | | | | |
| | | | | | | | | | | | | |
| | | | | | | | | | | | | |

Non-Div. I Games:

Pittsburgh

| | | | | |
|-----|---|----------|---|---|
| 46 | H | Clemson | 2 | 3 |
| 128 | A | Kent St. | 1 | 4 |

P
i
t
t
s
b
u
r
g
h

P
i
t
t
s
b
u
r
g
h

| Average RPI Win: 167 | | WON-LOST | WINNING | LAST 15 | STRENGTH OF | | OPP. STRENGTH | TEAM | ADJ | | CONF. | ADJ CONF. | | | |
|-----------------------|----------|----------|-----------|---------|-----------------|-------|---------------|-------|--------------------|-------|----------|-----------|-----------------|-------|----|
| Average RPI Loss: 110 | | RECORD | PCT. RANK | GAMES | SCHEDULE | | OF SCHEDULE | RPI | RPI | | RPI | RPI | | | |
| DIV. I ONLY | | 25-19-0 | .56818 | 98 | 6-9-0 | | 122 | 136 | 111 | | .51581 | 111 | | | |
| DIV. I NON-CONF. | | 14-9-0 | .6087 | 83 | 1-2-0 | | 159 | 98 | 113 | | .51589 | 113 | | | |
| TOTALS | | RPI 1-25 | RPI 26-50 | | W-L RECORDS | | RPI 51-100 | | RPI 101-150 | | RPI 150+ | | | | |
| 25-19-0 | | 0-1-0 | 1-3-0 | | OVERALL | | 5-7-0 | | 3-1-0 | | 16-7-0 | | | | |
| 18-8-0 | | 0-1-0 | 1-1-0 | | HOME | | 4-4-0 | | 2-1-0 | | 11-1-0 | | | | |
| 3-11-0 | | 0-0-0 | 0-2-0 | | AWAY | | 1-3-0 | | 0-0-0 | | 2-6-0 | | | | |
| 4-0-0 | | 0-0-0 | 0-0-0 | | NEUTRAL | | 0-0-0 | | 1-0-0 | | 3-0-0 | | | | |
| 14-9-0 | | 0-1-0 | 1-3-0 | | NON-CONFERENCE | | 3-3-0 | | 1-0-0 | | 9-2-0 | | | | |
| 10-4-0 | | 0-1-0 | 1-1-0 | | HOME | | 3-2-0 | | 0-0-0 | | 6-0-0 | | | | |
| 0-5-0 | | 0-0-0 | 0-0- | | AWAY | | 0-1-0 | | 0-0-0 | | 0-2-0 | | | | |
| 4-0-0 | | 0-0-0 | 0-0-0 | | NEUTRAL | | 0-0-0 | | 1-0-0 | | 3-0-0 | | | | |
| 11-10-0 | | 0-0-0 | 0-0-0 | | CONFERENCE | | 2-4-0 | | 2-1-0 | | 7-5-0 | | | | |
| 8-4-0 | | 0-0-0 | 0-0-0 | | HOME | | 1-2-0 | | 2-1-0 | | 5-1-0 | | | | |
| 3-6-0 | | 0-0-0 | 0-0-0 | | AWAY | | 1-2-0 | | 0-0-0 | | 2-4-0 | | | | |
| 0-0-0 | | 0-0-0 | 0-0-0 | | NEUTRAL | | 0-0-0 | | 0-0-0 | | 0-0-0 | | | | |
| RPI S | Opponent | Score | | RPI S | Opponent | Score | | RPI S | Opponent | Score | | RPI S | Opponent | Score | |
| 22 H | Liberty | 2 | 4 | 36 A | High Point | 1 | 2 | 58 H | Western Caro. | 7 | 9 | 114 N | Minnesota | 5 | 2 |
| | | | | 36 H | High Point | 12 | 5 | 58 H | Western Caro. | 5 | 6 | 127 H | Ga. Southern | 4 | 7 |
| | | | | 36 H | High Point | 2 | 6 | 58 H | Western Caro. | 5 | 1 | 127 H | Ga. Southern | 4 | 2 |
| | | | | 42 A | North Carolina | 4 | 5 | 68 H | North Carolina St. | 7 | 12 | 127 H | Ga. Southern | 1 | 0 |
| | | | | | | | | 70 A | Samford | 8 | 13 | 154 A | UNC Greensboro | 3 | 12 |
| | | | | | | | | 70 A | Samford | 8 | 9 | 154 A | UNC Greensboro | 4 | 13 |
| | | | | | | | | 70 A | Samford | 7 | 5 | 154 A | UNC Greensboro | 1 | 5 |
| | | | | | | | | 75 H | Saint Joseph's | 8 | 5 | 179 H | Citadel | 14 | 7 |
| | | | | | | | | 76 H | Campbell | 2 | 1 | 179 H | Citadel | 4 | 3 |
| | | | | | | | | 81 H | Wake Forest | 2 | 3 | 179 H | Citadel | 6 | 3 |
| | | | | | | | | 87 A | UNC Wilmington | 7 | 10 | 185 H | Appalachian St. | 4 | 10 |
| | | | | | | | | 87 H | UNC Wilmington | 3 | 2 | 185 H | Appalachian St. | 6 | 2 |
| | | | | | | | | | | | | 185 H | Appalachian St. | 4 | 2 |
| | | | | | | | | | | | | 187 A | Coastal Caro. | 4 | 13 |
| | | | | | | | | | | | | 204 N | Cincinnati | 6 | 5 |
| | | | | | | | | | | | | 204 N | Cincinnati | 3 | 1 |
| | | | | | | | | | | | | 211 H | Wagner | 14 | 2 |
| | | | | | | | | | | | | 211 H | Wagner | 7 | 3 |
| | | | | | | | | | | | | 211 H | Wagner | 11 | 1 |
| | | | | | | | | | | | | 215 A | Wofford | 12 | 2 |
| | | | | | | | | | | | | 215 A | Wofford | 2 | 7 |
| | | | | | | | | | | | | 215 A | Wofford | 10 | 9 |
| | | | | | | | | | | | | 223 H | Gardner-Webb | 5 | 0 |
| | | | | | | | | | | | | 268 H | UMBC | 8 | 7 |
| | | | | | | | | | | | | 268 N | UMBC | 3 | 1 |
| | | | | | | | | | | | | 280 A | N.C. A&T | 3 | 5 |
| | | | | | | | | | | | | 280 H | N.C. A&T | 10 | 2 |
| LAST 15 GAMES | | | | 154 A | UNC Greensboro | 4 | 13 | 42 A | North Carolina | 4 | 5 | 223 H | Gardner-Webb | 5 | 0 |
| | | | | 154 A | UNC Greensboro | 3 | 12 | 215 A | Wofford | 2 | 7 | 268 H | UMBC | 8 | 7 |
| | | | | 154 A | UNC Greensboro | 1 | 5 | 215 A | Wofford | 12 | 2 | 268 N | UMBC | 3 | 1 |
| | | | | 87 A | UNC Wilmington | 7 | 10 | | | | | 280 A | N.C. A&T | 3 | 5 |
| | | | | 185 H | Appalachian St. | 4 | 2 | | | | | 280 H | N.C. A&T | 10 | 2 |

Non-Div. I Games:

Elon

| | | |
|-----------------------|---|----|
| 185 H Appalachian St. | 4 | 10 |
| 185 H Appalachian St. | 6 | 2 |

E
l
o
n

E
l
o
n

| Average RPI Win: | | 108 | WON-LOST RECORD | | WINNING PCT. RANK | | LAST 15 GAMES | | STRENGTH OF SCHEDULE | | OPP. STRENGTH OF SCHEDULE | | TEAM RPI | | ADJ RPI | | CONF. RPI | | ADJ CONF. RPI | | | | |
|------------------|---|------------|-----------------|-----------|-------------------|---------------|---------------|----------------|----------------------|-------|---------------------------|-------------------|----------|------------|------------|-------------|-----------|--------------------|---------------|----------|----|-------|--|
| DIV. I ONLY | | | 18-22-0 | | .45 180 | | 6-9-0 | | 93 | | 22 | | 112 | | .51558 112 | | 4 | | 4 | | | | |
| DIV. I NON-CONF. | | | 10-12-0 | | .45455 181 | | 1-2-0 | | 242 | | 9 | | 197 | | .47766 197 | | 3 | | 3 | | | | |
| TOTALS | | RPI 1-25 | | RPI 26-50 | | | | W-L RECORDS | | | | RPI 51-100 | | | | RPI 101-150 | | | | RPI 150+ | | | |
| 18-22-0 | | 2-7-0 | | 0-0-0 | | | | OVERALL | | | | 8-6-0 | | | | 1-3-0 | | | | 7-6-0 | | | |
| 9-7-0 | | 1-2-0 | | 0-0-0 | | | | HOME | | | | 5-3-0 | | | | 0-0-0 | | | | 3-2-0 | | | |
| 9-14-0 | | 1-5-0 | | 0-0-0 | | | | AWAY | | | | 3-3-0 | | | | 1-2-0 | | | | 4-4-0 | | | |
| 0-1-0 | | 0-0-0 | | 0-0-0 | | | | NEUTRAL | | | | 0-0-0 | | | | 0-1-0 | | | | 0-0-0 | | | |
| 10-12-0 | | 0-0-0 | | 0-0-0 | | | | NON-CONFERENCE | | | | 5-6-0 | | | | 0-1-0 | | | | 5-5-0 | | | |
| 5-5-0 | | 0-0-0 | | 0-0-0 | | | | HOME | | | | 2-3-0 | | | | 0-0-0 | | | | 3-2-0 | | | |
| 5-6-0 | | 0-0-0 | | 0-0- | | | | AWAY | | | | 3-3-0 | | | | 0-0-0 | | | | 2-3-0 | | | |
| 0-1-0 | | 0-0-0 | | 0-0-0 | | | | NEUTRAL | | | | 0-0-0 | | | | 0-1-0 | | | | 0-0-0 | | | |
| 8-10-0 | | 2-7-0 | | 0-0-0 | | | | CONFERENCE | | | | 3-0-0 | | | | 1-2-0 | | | | 2-1-0 | | | |
| 4-2-0 | | 1-2-0 | | 0-0-0 | | | | HOME | | | | 3-0-0 | | | | 0-0-0 | | | | 0-0-0 | | | |
| 4-8-0 | | 1-5-0 | | 0-0-0 | | | | AWAY | | | | 0-0-0 | | | | 1-2-0 | | | | 2-1-0 | | | |
| 0-0-0 | | 0-0-0 | | 0-0-0 | | | | NEUTRAL | | | | 0-0-0 | | | | 0-0-0 | | | | 0-0-0 | | | |
| RPI | S | Opponent | | Score | | RPI | S | Opponent | | Score | | RPI | S | Opponent | | Score | | RPI | S | Opponent | | Score | |
| 10 | H | Oregon St. | | 1 | 8 | | | | | 58 | H | Western Caro. | | 1 | 13 | 106 | A | UCLA | | 7 | 8 | | |
| 10 | H | Oregon St. | | 4 | 1 | | | | | 58 | H | Western Caro. | | 6 | 8 | 106 | A | UCLA | | 2 | 4 | | |
| 10 | H | Oregon St. | | 5 | 12 | | | | | 64 | A | Cal St. Fullerton | | 9 | 7 | 106 | A | UCLA | | 2 | 0 | | |
| 24 | A | Washington | | 1 | 2 | | | | | 64 | A | Cal St. Fullerton | | 0 | 12 | 147 | N | BYU | | 0 | 3 | | |
| 24 | A | Washington | | 6 | 4 | | | | | 64 | A | Cal St. Fullerton | | 4 | 5 | 161 | A | Gonzaga | | 5 | 1 | | |
| 24 | A | Washington | | 0 | 2 | | | | | 74 | A | San Diego | | 4 | 3 | 161 | H | Gonzaga | | 2 | 7 | | |
| 25 | A | Oregon | | 1 | 2 | | | | | 74 | A | San Diego | | 9 | 7 | 166 | H | San Jose St. | | 3 | 7 | | |
| 25 | A | Oregon | | 1 | 11 | | | | | 77 | H | Texas St. | | 3 | 5 | 166 | H | San Jose St. | | 16 | 3 | | |
| 25 | A | Oregon | | 3 | 6 | | | | | 77 | H | Texas St. | | 4 | 3 | 166 | H | San Jose St. | | 4 | 2 | | |
| | | | | | | | | | | 77 | H | Texas St. | | 8 | 6 | 166 | H | San Jose St. | | 12 | 9 | | |
| | | | | | | | | | | 78 | H | California | | 3 | 0 | 178 | A | Arizona | | 6 | 5 | | |
| | | | | | | | | | | 78 | H | California | | 3 | 1 | 178 | A | Arizona | | 3 | 2 | | |
| | | | | | | | | | | 78 | H | California | | 6 | 5 | 178 | A | Arizona | | 1 | 12 | | |
| | | | | | | | | | | 92 | A | UC Riverside | | 7 | 12 | 189 | A | Cal St. Northridge | | 2 | 3 | | |
| | | | | | | | | | | | | | | | | 189 | A | Cal St. Northridge | | 1 | 2 | | |
| | | | | | | | | | | | | | | | | 189 | A | Cal St. Northridge | | 1 | 0 | | |
| | | | | | | | | | | | | | | | | 189 | A | Cal St. Northridge | | 0 | 1 | | |
| | | | | | | LAST 15 GAMES | | | | | | | | | | | | | | | | | |
| | | | | | | 24 | A | Washington | | 0 | 2 | 161 | A | Gonzaga | | 5 | 1 | | | | | | |
| | | | | | | 24 | A | Washington | | 1 | 2 | 10 | H | Oregon St. | | 1 | 8 | | | | | | |
| | | | | | | 24 | A | Washington | | 6 | 4 | 10 | H | Oregon St. | | 5 | 12 | | | | | | |
| | | | | | | 161 | H | Gonzaga | | 2 | 7 | | | | | | | | | | | | |
| | | | | | | 25 | A | Oregon | | 1 | 2 | | | | | | | | | | | | |

Non-Div. I Games:

Washington St.

| | | |
|-------------|---|----|
| 25 A Oregon | 3 | 6 |
| 25 A Oregon | 1 | 11 |

W
a
s
h
i
n
g
t
o
n
s
t
.

W
a
s
h
i
n
g
t
o
n
s
t
.

| Average RPI Win: | 127 | WON-LOST RECORD | WINNING PCT. RANK | LAST 15 GAMES | STRENGTH OF SCHEDULE | OPP. STRENGTH OF SCHEDULE | TEAM RPI | ADJ RPI | CONF. RPI | ADJ CONF. RPI | | |
|------------------|------------|-----------------|-------------------|----------------|----------------------|---------------------------|----------|-------------|-------------------|---------------|----|---|
| DIV. I ONLY | | 19-25-0 | .43182 | 195 | 4-11-0 | 22 | 31 | 113 | .51538 | 113 | 2 | 2 |
| DIV. I NON-CONF. | | 14-13-0 | .51852 | 140 | 3-4-0 | 94 | 28 | 115 | .51562 | 115 | 2 | 2 |
| <hr/> | | | | | | | | | | | | |
| TOTALS | RPI 1-25 | RPI 26-50 | | W-L RECORDS | | RPI 51-100 | | RPI 101-150 | | RPI 150+ | | |
| 19-25-0 | 2-5-0 | 4-8-0 | | OVERALL | | 4-11-0 | | 1-1-0 | | 8-0-0 | | |
| 17-7-0 | 2-1-0 | 3-2-0 | | HOME | | 3-4-0 | | 1-0-0 | | 8-0-0 | | |
| 2-15-0 | 0-4-0 | 1-6-0 | | AWAY | | 1-4-0 | | 0-1-0 | | 0-0-0 | | |
| 0-3-0 | 0-0-0 | 0-0-0 | | NEUTRAL | | 0-3-0 | | 0-0-0 | | 0-0-0 | | |
| 14-13-0 | 0-1-0 | 2-5-0 | | NON-CONFERENCE | | 3-6-0 | | 1-1-0 | | 8-0-0 | | |
| 13-2-0 | 0-0-0 | 1-1-0 | | HOME | | 3-1-0 | | 1-0-0 | | 8-0-0 | | |
| 1-8-0 | 0-1-0 | 1-0- | | AWAY | | 0-2-0 | | 0-1-0 | | 0-0-0 | | |
| 0-3-0 | 0-0-0 | 0-0-0 | | NEUTRAL | | 0-3-0 | | 0-0-0 | | 0-0-0 | | |
| 5-12-0 | 2-4-0 | 2-3-0 | | CONFERENCE | | 1-5-0 | | 0-0-0 | | 0-0-0 | | |
| 4-5-0 | 2-1-0 | 2-1-0 | | HOME | | 0-3-0 | | 0-0-0 | | 0-0-0 | | |
| 1-7-0 | 0-3-0 | 0-2-0 | | AWAY | | 1-2-0 | | 0-0-0 | | 0-0-0 | | |
| 0-0-0 | 0-0-0 | 0-0-0 | | NEUTRAL | | 0-0-0 | | 0-0-0 | | 0-0-0 | | |
| RPI S | Opponent | Score | | RPI S | Opponent | Score | | RPI S | Opponent | Score | | |
| 9 A | Houston | 2 | 7 | 27 A | West Virginia | 7 | 8 | 57 H | Kansas | 0 | 1 | |
| 11 H | Texas Tech | 2 | 1 | 27 A | West Virginia | 1 | 4 | 57 H | Kansas | 5 | 8 | |
| 11 H | Texas Tech | 1 | 0 | 31 A | Dallas Baptist | 8 | 12 | 57 H | Kansas | 2 | 10 | |
| 11 H | Texas Tech | 1 | 7 | 31 H | Dallas Baptist | 3 | 6 | 64 H | Cal St. Fullerton | 1 | 0 | |
| 14 A | Texas | 4 | 5 | 31 H | Dallas Baptist | 7 | 4 | 64 H | Cal St. Fullerton | 5 | 4 | |
| 14 A | Texas | 3 | 6 | 35 A | Arizona St. | 1 | 12 | 64 H | Cal St. Fullerton | 0 | 11 | |
| 14 A | Texas | 0 | 4 | 35 A | Arizona St. | 9 | 7 | 74 A | San Diego | 0 | 8 | |
| | | | | 35 A | Arizona St. | 4 | 7 | 77 A | Texas St. | 0 | 2 | |
| | | | | 40 H | Oklahoma St. | 4 | 1 | 77 H | Texas St. | 4 | 3 | |
| | | | | 40 H | Oklahoma St. | 4 | 1 | 78 N | California | 5 | 8 | |
| | | | | 40 H | Oklahoma St. | 1 | 4 | 78 N | California | 3 | 5 | |
| | | | | 44 A | Sam Houston St. | 3 | 4 | 87 N | UNC Wilmington | 3 | 5 | |
| | | | | | | | | 96 A | Kansas St. | 4 | 6 | |
| | | | | | | | | 96 A | Kansas St. | 2 | 8 | |
| | | | | | | | | 96 A | Kansas St. | 3 | 1 | |
| LAST 15 GAMES | | | | | | | | | | | | |
| 57 H | Kansas | 5 | 8 | 96 A | Kansas St. | 2 | 8 | | | | | |
| 57 H | Kansas | 2 | 10 | 269 H | Texas Southern | 1 | 0 | | | | | |
| 57 H | Kansas | 0 | 1 | 31 H | Dallas Baptist | 7 | 4 | | | | | |
| 77 A | Texas St. | 0 | 2 | | | | | | | | | |
| 77 H | Texas St. | 4 | 3 | | | | | | | | | |

Non-Div. I Games:

Baylor

| | | |
|-----------------|---|---|
| 96 A Kansas St. | 3 | 1 |
| 96 A Kansas St. | 4 | 6 |

B
a
y
l
o
r

B
a
y
l
o
r

| Average RPI Win: 187 | | WON-LOST | WINNING | LAST 15 | STRENGTH OF | | OPP. STRENGTH | TEAM | ADJ | CONF. | ADJ CONF. |
|-----------------------|----------|----------|-----------|----------------|-------------|-------|---------------|-------|-------------|------------------|-----------|
| Average RPI Loss: 122 | | RECORD | PCT. RANK | GAMES | SCHEDULE | | OF SCHEDULE | RPI | RPI | RPI | RPI |
| DIV. I ONLY | | 21-16-0 | .56757 | 102 | 7-7-0 | | 189 | 162 | 114 | .51532 | 114 |
| DIV. I NON-CONF. | | 12-7-0 | .63158 | 65 | 1-1-0 | | 222 | 206 | 74 | .53032 | 74 |
| TOTALS | | RPI 1-25 | RPI 26-50 | | W-L RECORDS | | RPI 51-100 | | RPI 101-150 | | RPI 150+ |
| 21-16-0 | 0-0-0 | 0-3-0 | | OVERALL | | 2-4-0 | | 5-5-0 | | 14-4-0 | |
| 5-5-0 | 0-0-0 | 0-3-0 | | HOME | | 1-2-0 | | 0-0-0 | | 4-0-0 | |
| 12-7-0 | 0-0-0 | 0-0-0 | | AWAY | | 1-2-0 | | 4-2-0 | | 7-3-0 | |
| 4-4-0 | 0-0-0 | 0-0-0 | | NEUTRAL | | 0-0-0 | | 1-3-0 | | 3-1-0 | |
| 12-7-0 | 0-0-0 | 0-0-0 | | NON-CONFERENCE | | 0-0-0 | | 3-4-0 | | 9-3-0 | |
| 1-0-0 | 0-0-0 | 0-0-0 | | HOME | | 0-0-0 | | 0-0-0 | | 1-0-0 | |
| 7-3-0 | 0-0-0 | 0-0- | | AWAY | | 0-0-0 | | 2-1-0 | | 5-2-0 | |
| 4-4-0 | 0-0-0 | 0-0-0 | | NEUTRAL | | 0-0-0 | | 1-3-0 | | 3-1-0 | |
| 9-9-0 | 0-0-0 | 0-3-0 | | CONFERENCE | | 2-4-0 | | 2-1-0 | | 5-1-0 | |
| 4-5-0 | 0-0-0 | 0-3-0 | | HOME | | 1-2-0 | | 0-0-0 | | 3-0-0 | |
| 5-4-0 | 0-0-0 | 0-0-0 | | AWAY | | 1-2-0 | | 2-1-0 | | 2-1-0 | |
| 0-0-0 | 0-0-0 | 0-0-0 | | NEUTRAL | | 0-0-0 | | 0-0-0 | | 0-0-0 | |
| RPI S | Opponent | Score | RPI S | Opponent | Score | RPI S | Opponent | Score | RPI S | Opponent | Score |
| | | | 43 H | Nebraska | 6 8 | 94 A | Iowa | 5 11 | 111 N | Elon | 2 5 |
| | | | 43 H | Nebraska | 2 3 | 94 A | Iowa | 4 3 | 118 N | Creighton | 0 8 |
| | | | 43 H | Nebraska | 2 5 | 94 A | Iowa | 6 7 | 118 N | Creighton | 4 11 |
| | | | | | | 99 H | Michigan St. | 0 15 | 118 N | Creighton | 10 5 |
| | | | | | | 99 H | Michigan St. | 4 2 | 121 A | Sacramento St. | 5 3 |
| | | | | | | 99 H | Michigan St. | 0 5 | 121 A | Sacramento St. | 2 6 |
| | | | | | | | | | 121 A | Sacramento St. | 2 1 |
| | | | | | | | | | 133 A | Michigan | 1 8 |
| | | | | | | | | | 133 A | Michigan | 9 6 |
| | | | | | | | | | 133 A | Michigan | 3 1 |
| | | | | | | | | | 154 N | UNC Greensboro | 1 4 |
| | | | | | | | | | 187 A | Coastal Caro. | 5 2 |
| | | | | | | | | | 208 N | Northern Ill. | 11 5 |
| | | | | | | | | | 208 N | Northern Ill. | 3 2 |
| | | | | | | | | | 208 N | Northern Ill. | 6 4 |
| | | | | | | | | | 212 H | Penn St. | 4 0 |
| | | | | | | | | | 212 H | Penn St. | 2 1 |
| | | | | | | | | | 212 H | Penn St. | 12 0 |
| | | | | | | | | | 226 A | Louisiana Tech | 4 2 |
| | | | | | | | | | 226 A | Louisiana Tech | 6 1 |
| | | | | | | | | | 226 A | Louisiana Tech | 2 3 |
| | | | | | | | | | 227 A | Northwestern | 5 1 |
| | | | | | | | | | 227 A | Northwestern | 2 1 |
| | | | | | | | | | 227 A | Northwestern | 3 4 |
| | | | | | | | | | 230 A | South Dakota St. | 4 13 |
| | | | | | | | | | 251 H | North Dakota St. | 5 3 |
| | | | | | | | | | 252 A | St. Mary's (CA) | 15 11 |
| LAST 15 GAMES | | | 212 H | Penn St. | 12 0 | 43 H | Nebraska | 2 3 | 227 A | Northwestern | 2 1 |
| | | | 212 H | Penn St. | 4 0 | 43 H | Nebraska | 2 5 | 227 A | Northwestern | 3 4 |
| | | | 212 H | Penn St. | 2 1 | 43 H | Nebraska | 6 8 | 230 A | South Dakota St. | 4 13 |
| | | | 94 A | Iowa | 6 7 | | | | 251 H | North Dakota St. | 5 3 |
| | | | 94 A | Iowa | 5 11 | | | | 252 A | St. Mary's (CA) | 15 11 |

Non-Div. I Games: Augsburg 1 0

Minnesota

| | | | | |
|-----|---|------------------|---|---|
| 94 | A | Iowa | 4 | 3 |
| 251 | H | North Dakota St. | 5 | 3 |

| RPI | S | Opponent | Score | |
|-----|---|-----------------|-------|---|
| 252 | A | St. Mary's (CA) | 12 | 1 |

Minnesota

M
i
n
n
e
s
o
t
a

M
i
n
n
e
s
o
t
a

| Average RPI Win: | | 210 | WON-LOST RECORD | | WINNING PCT. RANK | | LAST 15 GAMES | | STRENGTH OF SCHEDULE | | OPP. STRENGTH OF SCHEDULE | | TEAM RPI | ADJ RPI | | CONF. RPI | ADJ CONF. RPI | | |
|------------------|---|----------|-----------------|-----------|-------------------|----------------|---------------|--------------|----------------------|-------------|---------------------------|----------|----------|---------------------------|-----|-----------|---------------|----|----|
| DIV. I ONLY | | | 26-14-0 | | .65 | | 51 | | 3-0-0 | | 261 | | 94 | | 115 | .51478 | 115 | 18 | 18 |
| DIV. I NON-CONF. | | | 19-12-0 | | .6129 | | 81 | | 1-0-0 | | 226 | | 105 | | 105 | .51858 | 105 | 20 | 20 |
| TOTALS | | RPI 1-25 | | RPI 26-50 | | W-L RECORDS | | RPI 51-100 | | RPI 101-150 | | RPI 150+ | | | | | | | |
| 26-14-0 | | 0-1-0 | | 1-6-0 | | OVERALL | | 0-2-0 | | 2-2-0 | | 23-3-0 | | | | | | | |
| 19-1-0 | | 0-0-0 | | 0-0-0 | | HOME | | 0-0-0 | | 1-0-0 | | 18-1-0 | | | | | | | |
| 6-11-0 | | 0-0-0 | | 1-6-0 | | AWAY | | 0-1-0 | | 1-2-0 | | 4-2-0 | | | | | | | |
| 1-2-0 | | 0-1-0 | | 0-0-0 | | NEUTRAL | | 0-1-0 | | 0-0-0 | | 1-0-0 | | | | | | | |
| 19-12-0 | | 0-1-0 | | 1-6-0 | | NON-CONFERENCE | | 0-2-0 | | 2-2-0 | | 16-1-0 | | | | | | | |
| 13-1-0 | | 0-0-0 | | 0-0-0 | | HOME | | 0-0-0 | | 1-0-0 | | 12-1-0 | | | | | | | |
| 5-9-0 | | 0-0-0 | | 1-0- | | AWAY | | 0-1-0 | | 1-2-0 | | 3-0-0 | | | | | | | |
| 1-2-0 | | 0-1-0 | | 0-0-0 | | NEUTRAL | | 0-1-0 | | 0-0-0 | | 1-0-0 | | | | | | | |
| 7-2-0 | | 0-0-0 | | 0-0-0 | | CONFERENCE | | 0-0-0 | | 0-0-0 | | 7-2-0 | | | | | | | |
| 6-0-0 | | 0-0-0 | | 0-0-0 | | HOME | | 0-0-0 | | 0-0-0 | | 6-0-0 | | | | | | | |
| 1-2-0 | | 0-0-0 | | 0-0-0 | | AWAY | | 0-0-0 | | 0-0-0 | | 1-2-0 | | | | | | | |
| 0-0-0 | | 0-0-0 | | 0-0-0 | | NEUTRAL | | 0-0-0 | | 0-0-0 | | 0-0-0 | | | | | | | |
| RPI | S | Opponent | | Score | | RPI | S | Opponent | | Score | | RPI | S | Opponent | | Score | | | |
| 16 | N | Kentucky | | 0 13 | | 29 | A | Old Dominion | | 0 3 | | 52 | A | Columbia | | 4 11 | | | |
| | | | | | | 39 | A | Pepperdine | | 4 8 | | 75 | N | Saint Joseph's | | 3 4 | | | |
| | | | | | | 39 | A | Pepperdine | | 1 11 | | | | 125 H Towson | | 10 3 | | | |
| | | | | | | 39 | A | Pepperdine | | 2 0 | | | | 134 A Fla. Atlantic | | 4 3 | | | |
| | | | | | | 43 | A | Nebraska | | 7 14 | | | | 134 A Fla. Atlantic | | 4 5 | | | |
| | | | | | | 43 | A | Nebraska | | 4 12 | | | | 151 N Boston College | | 4 2 | | | |
| | | | | | | 43 | A | Nebraska | | 6 7 | | | | 162 H Sacred Heart | | 2 10 | | | |
| | | | | | | | | | | | | | | 176 H James Madison | | 15 4 | | | |
| | | | | | | | | | | | | | | 176 H James Madison | | 4 2 | | | |
| | | | | | | | | | | | | | | 176 H James Madison | | 7 5 | | | |
| | | | | | | | | | | | | | | 177 H Fairfield | | 7 3 | | | |
| | | | | | | | | | | | | | | 201 H Georgetown | | 15 5 | | | |
| | | | | | | | | | | | | | | 201 H Georgetown | | 12 4 | | | |
| | | | | | | | | | | | | | | 201 H Georgetown | | 7 6 | | | |
| | | | | | | | | | | | | | | 206 A Hofstra | | 12 4 | | | |
| | | | | | | | | | | | | | | 209 H LIU Brooklyn | | 8 5 | | | |
| | | | | | | | | | | | | | | 211 A Wagner | | 3 0 | | | |
| | | | | | | | | | | | | | | 220 H Holy Cross | | 5 3 | | | |
| | | | | | | | | | | | | | | 220 H Holy Cross | | 9 3 | | | |
| | | | | | | | | | | | | | | 220 H Holy Cross | | 4 3 | | | |
| | | | | | | | | | | | | | | 238 H Butler | | 3 1 | | | |
| | | | | | | | | | | | | | | 238 H Butler | | 9 7 | | | |
| | | | | | | | | | | | | | | 238 H Butler | | 6 1 | | | |
| | | | | | | | | | | | | | | 239 A Villanova | | 7 5 | | | |
| | | | | | | | | | | | | | | 239 A Villanova | | 5 6 | | | |
| | | | | | | | | | | | | | | 239 A Villanova | | 4 5 | | | |
| | | | | | | | | | | | | | | 267 H Fairleigh Dickinson | | 10 4 | | | |
| | | | | | | | | | | | | | | 290 H Iona | | 7 2 | | | |

| | | | |
|--------------------------|----------------------|-----------|----------|
| Non-Div. I Games: | Fla. Memorial | 18 | 1 |
|--------------------------|----------------------|-----------|----------|

St. John's (NY)

| | | | | |
|-----|---|------|----|---|
| 301 | H | NYIT | 11 | 2 |
| 301 | H | NYIT | 13 | 0 |

| RPI | S | Opponent | Score | |
|-----|---|----------|-------|---|
| 301 | A | NYIT | 17 | 8 |
| 301 | H | NYIT | 13 | 0 |
| 301 | H | NYIT | 11 | 2 |

St. John's (NY)

S
t
.
J
o
h
n
.
s
(
N
Y
)

S
t
.
J
o
h
n
.
s
(
N
Y
)

| | | | | | | | | | | | | | | | | | | | | |
|------------------|---|---------------|-----------------|-----------|-------------------|----------------|---------------|--------------------|----------------------|-------------|---------------------------|----------|----------|--------------------------|------------|-------|-----------|--|---------------|--|
| Average RPI Win: | | 171 | WON-LOST RECORD | | WINNING PCT. RANK | | LAST 15 GAMES | | STRENGTH OF SCHEDULE | | OPP. STRENGTH OF SCHEDULE | | TEAM RPI | | ADJ RPI | | CONF. RPI | | ADJ CONF. RPI | |
| DIV. I ONLY | | | 24-19-0 | | .55814 106 | | 8-7-0 | | 135 | | 167 | | 116 | | .51437 116 | | 15 | | 17 | |
| DIV. I NON-CONF. | | | 11-9-0 | | .55 121 | | 2-2-0 | | 231 | | 252 | | 166 | | .49237 166 | | 18 | | 18 | |
| TOTALS | | RPI 1-25 | | RPI 26-50 | | W-L RECORDS | | RPI 51-100 | | RPI 101-150 | | RPI 150+ | | | | | | | | |
| 24-19-0 | | 0-3-0 | | 2-1-0 | | OVERALL | | 2-3-0 | | 8-9-0 | | 12-3-0 | | | | | | | | |
| 13-10-0 | | 0-2-0 | | 0-0-0 | | HOME | | 0-0-0 | | 5-6-0 | | 8-2-0 | | | | | | | | |
| 10-9-0 | | 0-1-0 | | 2-1-0 | | AWAY | | 2-3-0 | | 3-3-0 | | 3-1-0 | | | | | | | | |
| 1-0-0 | | 0-0-0 | | 0-0-0 | | NEUTRAL | | 0-0-0 | | 0-0-0 | | 1-0-0 | | | | | | | | |
| 11-9-0 | | 0-3-0 | | 0-0-0 | | NON-CONFERENCE | | 0-2-0 | | 1-2-0 | | 10-2-0 | | | | | | | | |
| 6-3-0 | | 0-2-0 | | 0-0-0 | | HOME | | 0-0-0 | | 0-0-0 | | 6-1-0 | | | | | | | | |
| 4-6-0 | | 0-1-0 | | 0-0- | | AWAY | | 0-2-0 | | 1-2-0 | | 3-1-0 | | | | | | | | |
| 1-0-0 | | 0-0-0 | | 0-0-0 | | NEUTRAL | | 0-0-0 | | 0-0-0 | | 1-0-0 | | | | | | | | |
| 13-10-0 | | 0-0-0 | | 2-1-0 | | CONFERENCE | | 2-1-0 | | 7-7-0 | | 2-1-0 | | | | | | | | |
| 7-7-0 | | 0-0-0 | | 0-0-0 | | HOME | | 0-0-0 | | 5-6-0 | | 2-1-0 | | | | | | | | |
| 6-3-0 | | 0-0-0 | | 2-1-0 | | AWAY | | 2-1-0 | | 2-1-0 | | 0-0-0 | | | | | | | | |
| 0-0-0 | | 0-0-0 | | 0-0-0 | | NEUTRAL | | 0-0-0 | | 0-0-0 | | 0-0-0 | | | | | | | | |
| RPI | S | Opponent | | Score | | RPI | S | Opponent | | Score | | RPI | S | Opponent | | Score | | | | |
| 12 | A | La.-Lafayette | | 1 | 10 | 44 | A | Sam Houston St. | | 12 | 1 | 59 | A | Arkansas | | 1 | 8 | | | |
| 12 | H | La.-Lafayette | | 3 | 5 | 44 | A | Sam Houston St. | | 3 | 1 | 59 | A | Arkansas | | 3 | 15 | | | |
| 15 | H | LSU | | 1 | 8 | 44 | A | Sam Houston St. | | 4 | 9 | 72 | A | Oral Roberts | | 3 | 1 | | | |
| | | | | | | | | | | | | 72 | A | Oral Roberts | | 0 | 15 | | | |
| | | | | | | | | | | | | 72 | A | Oral Roberts | | 6 | 4 | | | |
| | | | | | | | | | | | | | | 102 H Central Ark. | | 6 | 2 | | | |
| | | | | | | | | | | | | | | 102 H Central Ark. | | 5 | 4 | | | |
| | | | | | | | | | | | | | | 102 H Central Ark. | | 6 | 3 | | | |
| | | | | | | | | | | | | | | 132 H A&M-Corpus Christi | | 3 | 5 | | | |
| | | | | | | | | | | | | | | 132 H A&M-Corpus Christi | | 5 | 7 | | | |
| | | | | | | | | | | | | | | 132 H A&M-Corpus Christi | | 3 | 4 | | | |
| | | | | | | | | | | | | | | 138 A McNeese St. | | 4 | 0 | | | |
| | | | | | | | | | | | | | | 138 A McNeese St. | | 10 | 11 | | | |
| | | | | | | | | | | | | | | 138 A McNeese St. | | 3 | 0 | | | |
| | | | | | | | | | | | | | | 138 H McNeese St. | | 2 | 6 | | | |
| | | | | | | | | | | | | | | 138 H McNeese St. | | 5 | 10 | | | |
| | | | | | | | | | | | | | | 141 H Nicholls St. | | 2 | 4 | | | |
| | | | | | | | | | | | | | | 141 H Nicholls St. | | 6 | 5 | | | |
| | | | | | | | | | | | | | | 141 H Nicholls St. | | 1 | 0 | | | |
| | | | | | | | | | | | | | | 144 A Jacksonville St. | | 6 | 3 | | | |
| | | | | | | | | | | | | | | 144 A Jacksonville St. | | 4 | 6 | | | |
| | | | | | | | | | | | | | | 144 A Jacksonville St. | | 4 | 5 | | | |
| | | | | | | | | | | | | | | 156 A La.-Monroe | | 8 | 6 | | | |
| | | | | | | | | | | | | | | 156 H La.-Monroe | | 6 | 1 | | | |
| | | | | | | | | | | | | | | 162 H Stephen F. Austin | | 5 | 3 | | | |
| | | | | | | | | | | | | | | 162 H Stephen F. Austin | | 5 | 7 | | | |
| | | | | | | | | | | | | | | 162 H Stephen F. Austin | | 5 | 4 | | | |
| | | | | | | | | LAST 15 GAMES | | | | | | 162 H Stephen F. Austin | | 5 | 4 | | | |
| | | | | | | | | 102 H Central Ark. | | 6 | 3 | | | 132 H A&M-Corpus Christi | | 5 | 7 | | | |
| | | | | | | | | 102 H Central Ark. | | 5 | 4 | | | 156 H La.-Monroe | | 6 | 1 | | | |
| | | | | | | | | 102 H Central Ark. | | 6 | 2 | | | 138 A McNeese St. | | 4 | 0 | | | |
| | | | | | | | | 59 A Arkansas | | 3 | 15 | | | 210 A Tex.-Pan American | | 0 | 1 | | | |
| | | | | | | | | 59 A Arkansas | | 1 | 8 | | | 210 A Tex.-Pan American | | 6 | 4 | | | |
| | | | | | | | | | | | | | | 226 A Louisiana Tech | | 2 | 1 | | | |
| | | | | | | | | | | | | | | 293 H Chicago St. | | 3 | 9 | | | |
| | | | | | | | | | | | | | | 293 H Chicago St. | | 7 | 2 | | | |

| | | | |
|--------------------------|-----------------------|-----------|----------|
| Non-Div. I Games: | LSU-Alexandria | 16 | 9 |
|--------------------------|-----------------------|-----------|----------|

Northwestern St.

Northwestern St.

| | | | | |
|-----|---|--------------------|---|---|
| 132 | H | A&M-Corpus Christi | 3 | 4 |
| 132 | H | A&M-Corpus Christi | 3 | 5 |

Through Games Of April 27, 2014

| RPI | S | Opponent | Score | |
|-----|---|--------------|-------|---|
| 294 | N | Prairie View | 5 | 2 |
| 300 | H | Grambling | 12 | 3 |
| 302 | H | Southern U. | 6 | 2 |
| 302 | H | Southern U. | 13 | 9 |
| 302 | H | Southern U. | 4 | 3 |

Northwestern St.

N
o
r
t
h
w
e
s
t
e
r
n
s
t
.

N
o
r
t
h
w
e
s
t
e
r
n
s
t
.

| | | | | | | | | | | | | |
|-------------------|----------|--------------|-----------|----------------|-------------|---------------|-------|-------------|--------|---------------|-------|----|
| Average RPI Win: | 168 | WON-LOST | WINNING | LAST 15 | STRENGTH OF | OPP. STRENGTH | TEAM | ADJ | CONF. | ADJ CONF. | | |
| Average RPI Loss: | 121 | RECORD | PCT. RANK | GAMES | SCHEDULE | OF SCHEDULE | RPI | RPI | RPI | RPI | | |
| DIV. I ONLY | | 19-20-0 | .48718 | 157 | 11-4-0 | 123 | 186 | 117 | .51416 | 117 | 20 | 20 |
| DIV. I NON-CONF. | | 7-12-0 | .36842 | 222 | 1-0-0 | 119 | 84 | 150 | .502 | 150 | 15 | 15 |
| <hr/> | | | | | | | | | | | | |
| TOTALS | RPI 1-25 | RPI 26-50 | | W-L RECORDS | | RPI 51-100 | | RPI 101-150 | | RPI 150+ | | |
| 19-20-0 | 0-0-0 | 1-6-0 | | OVERALL | | 1-3-0 | | 5-4-0 | | 12-7-0 | | |
| 6-4-0 | 0-0-0 | 0-0-0 | | HOME | | 0-0-0 | | 3-3-0 | | 3-1-0 | | |
| 10-13-0 | 0-0-0 | 1-5-0 | | AWAY | | 0-3-0 | | 1-0-0 | | 8-5-0 | | |
| 3-3-0 | 0-0-0 | 0-1-0 | | NEUTRAL | | 1-0-0 | | 1-1-0 | | 1-1-0 | | |
| 7-12-0 | 0-0-0 | 1-6-0 | | NON-CONFERENCE | | 1-0-0 | | 2-1-0 | | 3-5-0 | | |
| 0-0-0 | 0-0-0 | 0-0-0 | | HOME | | 0-0-0 | | 0-0-0 | | 0-0-0 | | |
| 4-9-0 | 0-0-0 | 1-0- | | AWAY | | 0-0-0 | | 1-0-0 | | 2-4-0 | | |
| 3-3-0 | 0-0-0 | 0-1-0 | | NEUTRAL | | 1-0-0 | | 1-1-0 | | 1-1-0 | | |
| 12-8-0 | 0-0-0 | 0-0-0 | | CONFERENCE | | 0-3-0 | | 3-3-0 | | 9-2-0 | | |
| 6-4-0 | 0-0-0 | 0-0-0 | | HOME | | 0-0-0 | | 3-3-0 | | 3-1-0 | | |
| 6-4-0 | 0-0-0 | 0-0-0 | | AWAY | | 0-3-0 | | 0-0-0 | | 6-1-0 | | |
| 0-0-0 | 0-0-0 | 0-0-0 | | NEUTRAL | | 0-0-0 | | 0-0-0 | | 0-0-0 | | |
| RPI | S | Opponent | Score | RPI | S | Opponent | Score | RPI | S | Opponent | Score | |
| 32 | N | Illinois St. | 3 11 | 51 | N | Evansville | 4 2 | 101 | H | Central Mich. | 2 16 | |
| 33 | A | Georgia Tech | 3 8 | 65 | A | Ball St. | 2 3 | 101 | H | Central Mich. | 17 8 | |
| 33 | A | Georgia Tech | 2 3 | 65 | A | Ball St. | 3 4 | 101 | H | Central Mich. | 6 7 | |
| 33 | A | Georgia Tech | 5 8 | 65 | A | Ball St. | 5 9 | 128 | H | Kent St. | 12 5 | |
| 36 | A | High Point | 7 4 | | | | | 128 | H | Kent St. | 8 6 | |
| 36 | A | High Point | 2 4 | | | | | 128 | H | Kent St. | 5 7 | |
| 36 | A | High Point | 2 11 | | | | | 130 | N | Bucknell | 7 0 | |
| | | | | | | | | 130 | N | Bucknell | 3 7 | |
| | | | | | | | | 133 | A | Michigan | 7 4 | |
| | | | | | | | | 186 | A | Toledo | 5 3 | |
| | | | | | | | | 186 | H | Toledo | 8 4 | |
| | | | | | | | | 193 | A | Akron | 9 7 | |
| | | | | | | | | 193 | A | Akron | 11 5 | |
| | | | | | | | | 193 | A | Akron | 8 1 | |
| | | | | | | | | 205 | A | Belmont | 1 3 | |
| | | | | | | | | 205 | A | Belmont | 1 2 | |
| | | | | | | | | 205 | A | Belmont | 8 3 | |
| | | | | | | | | 208 | H | Northern Ill. | 7 3 | |
| | | | | | | | | 208 | H | Northern Ill. | 4 1 | |
| | | | | | | | | 208 | H | Northern Ill. | 0 9 | |
| | | | | | | | | 217 | A | Western Mich. | 2 6 | |
| | | | | | | | | 217 | A | Western Mich. | 3 1 | |
| | | | | | | | | 217 | A | Western Mich. | 12 9 | |
| | | | | | | | | 235 | N | Yale | 5 4 | |
| | | | | | | | | 240 | N | Maine | 5 14 | |
| | | | | | | | | 244 | A | Murray St. | 4 5 | |
| | | | | | | | | 244 | A | Murray St. | 5 3 | |
| LAST 15 GAMES | | | | | | | | | | | | |
| 128 | H | Kent St. | 12 5 | 101 | H | Central Mich. | 17 8 | 217 | A | Western Mich. | 12 9 | |
| 128 | H | Kent St. | 8 6 | 101 | H | Central Mich. | 2 16 | 235 | N | Yale | 5 4 | |
| 128 | H | Kent St. | 5 7 | 101 | H | Central Mich. | 6 7 | 240 | N | Maine | 5 14 | |
| 133 | A | Michigan | 7 4 | | | | | 244 | A | Murray St. | 4 5 | |
| 193 | A | Akron | 8 1 | | | | | 244 | A | Murray St. | 5 3 | |

Non-Div. I Games:

Bowling Green

| | | | | |
|-----|---|-------|----|---|
| 193 | A | Akron | 11 | 5 |
| 193 | A | Akron | 9 | 7 |

| RPI | S | Opponent | Score | |
|-----|---|------------|-------|---|
| 244 | A | Murray St. | 3 | 6 |

Bowling Green

B
o
w
l
i
n
g
G
r
e
e
n

B
o
w
l
i
n
g
G
r
e
e
n

| | | | | | | | | | | | |
|-------------------|----------|-----------|-----------|----------------|-------------|---------------|-------|-------------|-------|------------------|-------|
| Average RPI Win: | 178 | WON-LOST | WINNING | LAST 15 | STRENGTH OF | OPP. STRENGTH | TEAM | ADJ | CONF. | ADJ CONF. | |
| Average RPI Loss: | 111 | RECORD | PCT. RANK | GAMES | SCHEDULE | OF SCHEDULE | RPI | RPI | RPI | RPI | |
| DIV. I ONLY | 23-13-1 | .63514 | 58 | 11-4-0 | 229 | 83 | 118 | .51333 | 118 | 18 | 18 |
| DIV. I NON-CONF. | 15-12-1 | .55357 | 118 | 3-3-0 | 169 | 82 | 137 | .50964 | 137 | 20 | 20 |
| <hr/> | | | | | | | | | | | |
| TOTALS | RPI 1-25 | RPI 26-50 | | W-L RECORDS | | RPI 51-100 | | RPI 101-150 | | RPI 150+ | |
| 23-13-1 | 0-0-0 | 0-3-0 | | OVERALL | | 5-4-0 | | 3-1-0 | | 15-5-1 | |
| 14-6-0 | 0-0-0 | 0-2-0 | | HOME | | 3-3-0 | | 0-0-0 | | 11-1-0 | |
| 7-6-1 | 0-0-0 | 0-1-0 | | AWAY | | 2-1-0 | | 1-0-0 | | 4-4-1 | |
| 2-1-0 | 0-0-0 | 0-0-0 | | NEUTRAL | | 0-0-0 | | 2-1-0 | | 0-0-0 | |
| 15-12-1 | 0-0-0 | 0-3-0 | | NON-CONFERENCE | | 5-4-0 | | 3-1-0 | | 7-4-1 | |
| 8-6-0 | 0-0-0 | 0-2-0 | | HOME | | 3-3-0 | | 0-0-0 | | 5-1-0 | |
| 5-5-1 | 0-0-0 | 0-0- | | AWAY | | 2-1-0 | | 1-0-0 | | 2-3-1 | |
| 2-1-0 | 0-0-0 | 0-0-0 | | NEUTRAL | | 0-0-0 | | 2-1-0 | | 0-0-0 | |
| 8-1-0 | 0-0-0 | 0-0-0 | | CONFERENCE | | 0-0-0 | | 0-0-0 | | 8-1-0 | |
| 6-0-0 | 0-0-0 | 0-0-0 | | HOME | | 0-0-0 | | 0-0-0 | | 6-0-0 | |
| 2-1-0 | 0-0-0 | 0-0-0 | | AWAY | | 0-0-0 | | 0-0-0 | | 2-1-0 | |
| 0-0-0 | 0-0-0 | 0-0-0 | | NEUTRAL | | 0-0-0 | | 0-0-0 | | 0-0-0 | |
| <hr/> | | | | | | | | | | | |
| RPI | S | Opponent | Score | RPI | S | Opponent | Score | RPI | S | Opponent | Score |
| 26 | H | UNLV | 1 3 | 57 | H | Kansas | 0 11 | 102 | A | Central Ark. | 10 2 |
| 43 | A | Nebraska | 4 5 | 60 | A | Arkansas St. | 5 4 | 114 | N | Minnesota | 5 10 |
| 43 | H | Nebraska | 2 4 | 60 | A | Arkansas St. | 2 6 | 114 | N | Minnesota | 11 4 |
| | | | | 60 | A | Arkansas St. | 7 3 | 114 | N | Minnesota | 8 0 |
| | | | | 69 | H | Fresno St. | 2 1 | 158 | A | UALR | 4 7 |
| | | | | 69 | H | Fresno St. | 6 2 | 158 | A | UALR | 1 7 |
| | | | | 96 | H | Kansas St. | 4 3 | 158 | A | UALR | 1 5 |
| | | | | 96 | H | Kansas St. | 5 8 | 169 | A | Charlotte | 5 5 |
| | | | | 96 | H | Kansas St. | 2 8 | 169 | A | Charlotte | 7 6 |
| | | | | | | | | 169 | A | Charlotte | 3 1 |
| | | | | | | | | 199 | H | Omaha | 1 4 |
| | | | | | | | | 201 | H | Georgetown | 16 5 |
| | | | | | | | | 201 | H | Georgetown | 13 4 |
| | | | | | | | | 201 | H | Georgetown | 2 0 |
| | | | | | | | | 230 | H | South Dakota St. | 5 4 |
| | | | | | | | | 230 | H | South Dakota St. | 3 1 |
| | | | | | | | | 238 | H | Butler | 2 1 |
| | | | | | | | | 238 | H | Butler | 4 2 |
| | | | | | | | | 238 | H | Butler | 8 1 |
| | | | | | | | | 239 | A | Villanova | 12 6 |
| | | | | | | | | 239 | A | Villanova | 4 0 |
| | | | | | | | | 239 | A | Villanova | 3 6 |
| | | | | | | | | 276 | H | North Dakota | 6 2 |
| | | | | | | | | 276 | H | North Dakota | 4 3 |
| | | | | | | | | 276 | H | North Dakota | 8 6 |
| <hr/> | | | | | | | | | | | |
| LAST 15 GAMES | | | | | | | | | | | |
| 238 | H | Butler | 4 2 | 201 | H | Georgetown | 16 5 | 276 | H | North Dakota | 6 2 |
| 238 | H | Butler | 2 1 | 201 | H | Georgetown | 13 4 | 276 | H | North Dakota | 4 3 |
| 238 | H | Butler | 8 1 | 201 | H | Georgetown | 2 0 | 276 | H | North Dakota | 8 6 |
| 199 | H | Omaha | 1 4 | | | | | | | | |
| 239 | A | Villanova | 4 0 | | | | | | | | |

Non-Div. I Games:

Creighton

| | | |
|-----------------|----|---|
| 239 A Villanova | 12 | 6 |
| 239 A Villanova | 3 | 6 |

C
r
e
i
g
h
t
o
n

C
r
e
i
g
h
t
o
n

| Average RPI Win: 192 | | WON-LOST | WINNING | LAST 15 | STRENGTH OF | | OPP. STRENGTH | TEAM | ADJ | | CONF. | ADJ CONF. |
|----------------------|---------------|----------|---------------|------------|----------------|---------------|---------------|-------|---------------|-------------------|----------|-----------|
| Average RPI Loss: 95 | | RECORD | PCT. RANK | GAMES | SCHEDULE | | OF SCHEDULE | RPI | RPI | | RPI | RPI |
| DIV. I ONLY | | 21-22-0 | .48837 | 154 | 8-7-0 | | 127 | 141 | 119 | | 8 | 8 |
| DIV. I NON-CONF. | | 16-13-0 | .55172 | 119 | 5-1-0 | | 106 | 135 | 69 | | 9 | 9 |
| TOTALS | | RPI 1-25 | RPI 26-50 | | W-L RECORDS | | RPI 51-100 | | RPI 101-150 | | RPI 150+ | |
| 21-22-0 | | 0-7-0 | 0-3-0 | | OVERALL | | 3-2-0 | | 3-4-0 | | 15-6-0 | |
| 5-6-0 | | 0-0-0 | 0-2-0 | | HOME | | 1-1-0 | | 1-1-0 | | 3-2-0 | |
| 9-13-0 | | 0-6-0 | 0-0-0 | | AWAY | | 0-0-0 | | 1-3-0 | | 8-4-0 | |
| 7-3-0 | | 0-1-0 | 0-1-0 | | NEUTRAL | | 2-1-0 | | 1-0-0 | | 4-0-0 | |
| 16-13-0 | | 0-4-0 | 0-3-0 | | NON-CONFERENCE | | 2-1-0 | | 2-2-0 | | 12-3-0 | |
| 3-3-0 | | 0-0-0 | 0-2-0 | | HOME | | 0-0-0 | | 1-1-0 | | 2-0-0 | |
| 6-7-0 | | 0-3-0 | 0-0- | | AWAY | | 0-0-0 | | 0-1-0 | | 6-3-0 | |
| 7-3-0 | | 0-1-0 | 0-1-0 | | NEUTRAL | | 2-1-0 | | 1-0-0 | | 4-0-0 | |
| 5-9-0 | | 0-3-0 | 0-0-0 | | CONFERENCE | | 1-1-0 | | 1-2-0 | | 3-3-0 | |
| 2-3-0 | | 0-0-0 | 0-0-0 | | HOME | | 1-1-0 | | 0-0-0 | | 1-2-0 | |
| 3-6-0 | | 0-3-0 | 0-0-0 | | AWAY | | 0-0-0 | | 1-2-0 | | 2-1-0 | |
| 0-0-0 | | 0-0-0 | 0-0-0 | | NEUTRAL | | 0-0-0 | | 0-0-0 | | 0-0-0 | |
| RPI S | Opponent | Score | RPI S | Opponent | Score | RPI S | Opponent | Score | RPI S | Opponent | Score | |
| 3 A | Florida | 5 6 | 30 H | Bryant | 2 7 | 82 N | Ohio St. | 2 8 | 126 H | Stony Brook | 3 6 | |
| 3 A | Florida | 1 2 | 30 H | Bryant | 3 5 | 83 N | Illinois | 6 0 | 140 H | Central Conn. St. | 9 1 | |
| 3 A | Florida | 0 1 | 47 N | Auburn | 3 7 | 84 N | Wichita St. | 2 1 | 140 N | Central Conn. St. | 6 1 | |
| 19 N | Indiana St. | 0 3 | | | | 90 H | Rutgers | 11 4 | 142 A | South Fla. | 1 2 | |
| 23 A | Louisville | 2 8 | | | | 90 H | Rutgers | 5 7 | 142 A | South Fla. | 4 2 | |
| 23 A | Louisville | 1 6 | | | | | | | 142 A | South Fla. | 2 6 | |
| 23 A | Louisville | 0 2 | | | | | | | 150 A | Hartford | 2 3 | |
| | | | | | | | | | 151 A | Boston College | 1 2 | |
| | | | | | | | | | 159 A | Lipscomb | 1 14 | |
| | | | | | | | | | 159 A | Lipscomb | 3 4 | |
| | | | | | | | | | 159 A | Lipscomb | 6 4 | |
| | | | | | | | | | 162 N | Sacred Heart | 5 0 | |
| | | | | | | | | | 174 N | George Mason | 11 2 | |
| | | | | | | | | | 198 A | Northeastern | 2 0 | |
| | | | | | | | | | 204 A | Cincinnati | 7 2 | |
| | | | | | | | | | 204 A | Cincinnati | 1 3 | |
| | | | | | | | | | 204 A | Cincinnati | 14 3 | |
| | | | | | | | | | 235 H | Yale | 14 1 | |
| | | | | | | | | | 239 A | Villanova | 7 6 | |
| | | | | | | | | | 241 H | Temple | 4 1 | |
| | | | | | | | | | 241 H | Temple | 4 7 | |
| | | | | | | | | | 241 H | Temple | 2 6 | |
| | | | | | | | | | 243 A | Quinnipiac | 5 3 | |
| | | | | | | | | | 245 H | Brown | 7 4 | |
| | | | | | | | | | 253 A | La Salle | 17 1 | |
| | | | | | | | | | 258 N | Harvard | 9 4 | |
| | | | | | | | | | 262 N | Saint Peter's | 10 1 | |
| LAST 15 GAMES | | | LAST 15 GAMES | | | LAST 15 GAMES | | | LAST 15 GAMES | | | |
| 23 A | Louisville | 2 8 | 241 H | Temple | 4 7 | 241 H | Temple | 4 1 | 243 A | Quinnipiac | 5 3 | |
| 23 A | Louisville | 1 6 | 241 H | Temple | 4 1 | 241 H | Temple | 4 1 | 245 H | Brown | 7 4 | |
| 23 A | Louisville | 0 2 | 204 A | Cincinnati | 14 3 | 204 A | Cincinnati | 14 3 | 253 A | La Salle | 17 1 | |
| 243 A | Quinnipiac | 5 3 | | | | | | | 258 N | Harvard | 9 4 | |
| 270 A | Massachusetts | 8 5 | | | | | | | 262 N | Saint Peter's | 10 1 | |

Non-Div. I Games:

UConn

UConn

| | | | | |
|-----|---|-------------------|---|---|
| 140 | H | Central Conn. St. | 9 | 1 |
| 241 | H | Temple | 2 | 6 |

Through Games Of April 27, 2014

| RPI | S | Opponent | Score | |
|-----|---|---------------|-------|---|
| 270 | A | Massachusetts | 8 | 5 |

UConn

U
C
o
n
n

U
C
o
n
n

| Average RPI Win: 134 | | WON-LOST RECORD | WINNING PCT. RANK | | LAST 15 GAMES | STRENGTH OF SCHEDULE | OPP. STRENGTH OF SCHEDULE | TEAM RPI | ADJ RPI | | CONF. RPI | ADJ CONF. RPI |
|-----------------------|---|--------------------|----------------------|-----------|------------------|-------------------------|------------------------------|-------------|------------|----------------|--------------|------------------|
| Average RPI Loss: 122 | | | | | | | | | | | | |
| DIV. I ONLY | | 22-18-0 | .55 | 115 | 10-5-0 | 219 | 17 | 120 | .51272 | 120 | 7 | 7 |
| DIV. I NON-CONF. | | 9-10-0 | .47368 | 171 | 3-3-0 | 268 | 14 | 183 | .48614 | 183 | 7 | 7 |
| <hr/> | | | | | | | | | | | | |
| TOTALS | | RPI 1-25 | | RPI 26-50 | | W-L RECORDS | | RPI 51-100 | | RPI 101-150 | | RPI 150+ |
| 22-18-0 | | 0-0-0 | | 0-0-0 | | OVERALL | | 6-6-0 | | 4-5-0 | | 12-7-0 |
| 13-4-0 | | 0-0-0 | | 0-0-0 | | HOME | | 5-1-0 | | 1-1-0 | | 7-2-0 |
| 8-13-0 | | 0-0-0 | | 0-0-0 | | AWAY | | 1-5-0 | | 3-4-0 | | 4-4-0 |
| 1-1-0 | | 0-0-0 | | 0-0-0 | | NEUTRAL | | 0-0-0 | | 0-0-0 | | 1-1-0 |
| 9-10-0 | | 0-0-0 | | 0-0-0 | | NON-CONFERENCE | | 0-0-0 | | 4-5-0 | | 5-5-0 |
| 3-2-0 | | 0-0-0 | | 0-0-0 | | HOME | | 0-0-0 | | 1-1-0 | | 2-1-0 |
| 5-7-0 | | 0-0-0 | | 0-0- | | AWAY | | 0-0-0 | | 3-4-0 | | 2-3-0 |
| 1-1-0 | | 0-0-0 | | 0-0-0 | | NEUTRAL | | 0-0-0 | | 0-0-0 | | 1-1-0 |
| 13-8-0 | | 0-0-0 | | 0-0-0 | | CONFERENCE | | 6-6-0 | | 0-0-0 | | 7-2-0 |
| 10-2-0 | | 0-0-0 | | 0-0-0 | | HOME | | 5-1-0 | | 0-0-0 | | 5-1-0 |
| 3-6-0 | | 0-0-0 | | 0-0-0 | | AWAY | | 1-5-0 | | 0-0-0 | | 2-1-0 |
| 0-0-0 | | 0-0-0 | | 0-0-0 | | NEUTRAL | | 0-0-0 | | 0-0-0 | | 0-0-0 |
| RPI | S | Opponent | Score | RPI | S | Opponent | Score | RPI | S | Opponent | Score | |
| | | | | | | 56 A San Diego St. | 0 3 | 121 A | | Sacramento St. | 4 7 | |
| | | | | | | 56 A San Diego St. | 4 10 | 122 A | | Pacific | 8 4 | |
| | | | | | | 56 A San Diego St. | 4 3 | 122 H | | Pacific | 7 6 | |
| | | | | | | 56 H San Diego St. | 8 0 | 124 A | | Hawaii | 0 1 | |
| | | | | | | 56 H San Diego St. | 11 4 | 124 A | | Hawaii | 3 6 | |
| | | | | | | 56 H San Diego St. | 4 2 | 124 A | | Hawaii | 10 6 | |
| | | | | | | 69 A Fresno St. | 9 11 | 124 A | | Hawaii | 7 4 | |
| | | | | | | 69 A Fresno St. | 1 4 | 139 A | | San Francisco | 0 7 | |
| | | | | | | 69 A Fresno St. | 3 5 | 139 H | | San Francisco | 1 4 | |
| | | | | | | 69 H Fresno St. | 9 8 | 151 N | | Boston College | 4 1 | |
| | | | | | | 69 H Fresno St. | 9 8 | 151 N | | Boston College | 3 7 | |
| | | | | | | 69 H Fresno St. | 10 20 | 153 H | | Grand Canyon | 3 2 | |
| | | | | | | | | 153 H | | Grand Canyon | 0 4 | |
| | | | | | | | | 166 A | | San Jose St. | 7 4 | |
| | | | | | | | | 166 A | | San Jose St. | 6 5 | |
| | | | | | | | | 166 A | | San Jose St. | 1 2 | |
| | | | | | | | | 166 H | | San Jose St. | 8 3 | |
| | | | | | | | | 166 H | | San Jose St. | 6 4 | |
| | | | | | | | | 166 H | | San Jose St. | 4 7 | |
| | | | | | | | | 167 A | | Utah | 0 12 | |
| | | | | | | | | 167 A | | Utah | 11 1 | |
| | | | | | | | | 173 A | | Santa Clara | 3 4 | |
| | | | | | | | | 173 A | | Santa Clara | 4 1 | |
| | | | | | | | | 173 H | | Santa Clara | 9 4 | |
| | | | | | | | | 190 A | | UC Davis | 3 4 | |
| | | | | | | | | 202 H | | Air Force | 5 2 | |
| | | | | | | | | 202 H | | Air Force | 5 1 | |
| LAST 15 GAMES | | | | | | | | | | | | |
| | | | | 167 A | | Utah | 11 1 | 56 H | | San Diego St. | 11 4 | |
| | | | | 167 A | | Utah | 0 12 | 56 H | | San Diego St. | 8 0 | |
| | | | | 139 H | | San Francisco | 1 4 | 56 H | | San Diego St. | 4 2 | |
| | | | | 69 H | | Fresno St. | 9 8 | | | | | |
| | | | | 69 H | | Fresno St. | 9 8 | | | | | |

Non-Div. I Games:

Nevada

| | | | | |
|-----|---|---------------|----|----|
| 69 | H | Fresno St. | 10 | 20 |
| 139 | A | San Francisco | 0 | 7 |

| RPI | S | Opponent | Score | |
|-----|---|-----------|-------|---|
| 202 | H | Air Force | 7 | 1 |

Nevada

N
e
v
a
d
a

N
e
v
a
d
a

| Average RPI Win: | | 182 | WON-LOST RECORD | | WINNING PCT. RANK | | LAST 15 GAMES | | STRENGTH OF SCHEDULE | | OPP. STRENGTH OF SCHEDULE | | TEAM RPI | | ADJ RPI | | CONF. RPI | | ADJ CONF. RPI | | | | |
|------------------|---|------------|-----------------|-----------|-------------------|----------------|---------------|---------------|----------------------|-------------|---------------------------|----------|----------|--------------|------------|-------|-----------|-----|---------------|---------------|--|-------|---|
| DIV. I ONLY | | | 27-17-0 | | .61364 66 | | 9-6-0 | | 207 | | 165 | | 121 | | .51266 121 | | 28 | | 28 | | | | |
| DIV. I NON-CONF. | | | 13-13-0 | | .5 142 | | 2-2-0 | | 126 | | 17 | | 144 | | .50417 144 | | 27 | | 27 | | | | |
| TOTALS | | RPI 1-25 | | RPI 26-50 | | W-L RECORDS | | RPI 51-100 | | RPI 101-150 | | RPI 150+ | | | | | | | | | | | |
| 27-17-0 | | 1-1-0 | | 1-3-0 | | OVERALL | | 2-2-0 | | 5-5-0 | | 18-6-0 | | | | | | | | | | | |
| 17-7-0 | | 1-1-0 | | 0-0-0 | | HOME | | 1-0-0 | | 4-3-0 | | 11-3-0 | | | | | | | | | | | |
| 10-9-0 | | 0-0-0 | | 1-2-0 | | AWAY | | 1-2-0 | | 1-2-0 | | 7-3-0 | | | | | | | | | | | |
| 0-1-0 | | 0-0-0 | | 0-1-0 | | NEUTRAL | | 0-0-0 | | 0-0-0 | | 0-0-0 | | | | | | | | | | | |
| 13-13-0 | | 1-1-0 | | 1-3-0 | | NON-CONFERENCE | | 2-2-0 | | 5-5-0 | | 4-2-0 | | | | | | | | | | | |
| 9-6-0 | | 1-1-0 | | 0-0-0 | | HOME | | 1-0-0 | | 4-3-0 | | 3-2-0 | | | | | | | | | | | |
| 4-6-0 | | 0-0-0 | | 1-0- | | AWAY | | 1-2-0 | | 1-2-0 | | 1-0-0 | | | | | | | | | | | |
| 0-1-0 | | 0-0-0 | | 0-1-0 | | NEUTRAL | | 0-0-0 | | 0-0-0 | | 0-0-0 | | | | | | | | | | | |
| 14-4-0 | | 0-0-0 | | 0-0-0 | | CONFERENCE | | 0-0-0 | | 0-0-0 | | 14-4-0 | | | | | | | | | | | |
| 8-1-0 | | 0-0-0 | | 0-0-0 | | HOME | | 0-0-0 | | 0-0-0 | | 8-1-0 | | | | | | | | | | | |
| 6-3-0 | | 0-0-0 | | 0-0-0 | | AWAY | | 0-0-0 | | 0-0-0 | | 6-3-0 | | | | | | | | | | | |
| 0-0-0 | | 0-0-0 | | 0-0-0 | | NEUTRAL | | 0-0-0 | | 0-0-0 | | 0-0-0 | | | | | | | | | | | |
| RPI | S | Opponent | | Score | | RPI | S | Opponent | | Score | | RPI | S | Opponent | | Score | | RPI | S | Opponent | | Score | |
| 10 | H | Oregon St. | | 1 | 8 | 27 | N | West Virginia | | 1 | 8 | 69 | A | Fresno St. | | 6 | 4 | 114 | H | Minnesota | | 3 | 5 |
| 10 | H | Oregon St. | | 7 | 6 | 38 | A | Texas A&M | | 0 | 5 | 69 | H | Fresno St. | | 2 | 1 | 114 | H | Minnesota | | 6 | 2 |
| | | | | | | 38 | A | Texas A&M | | 1 | 0 | 92 | A | UC Riverside | | 1 | 9 | 114 | H | Minnesota | | 1 | 2 |
| | | | | | | 38 | A | Texas A&M | | 5 | 7 | 92 | A | UC Riverside | | 1 | 6 | 120 | H | Nevada | | 7 | 4 |
| | | | | | | | | | | | | | | | | | | 122 | A | Pacific | | 8 | 9 |
| | | | | | | | | | | | | | | | | | | 122 | H | Pacific | | 4 | 2 |
| | | | | | | | | | | | | | | | | | | 139 | A | San Francisco | | 6 | 2 |
| | | | | | | | | | | | | | | | | | | 139 | A | San Francisco | | 5 | 9 |
| | | | | | | | | | | | | | | | | | | 139 | H | San Francisco | | 8 | 4 |
| | | | | | | | | | | | | | | | | | | 139 | H | San Francisco | | 1 | 9 |
| | | | | | | | | | | | | | | | | | | 153 | A | Grand Canyon | | 2 | 3 |
| | | | | | | | | | | | | | | | | | | 153 | A | Grand Canyon | | 5 | 4 |
| | | | | | | | | | | | | | | | | | | 153 | A | Grand Canyon | | 6 | 8 |
| | | | | | | | | | | | | | | | | | | 167 | H | Utah | | 4 | 5 |
| | | | | | | | | | | | | | | | | | | 167 | H | Utah | | 5 | 4 |
| | | | | | | | | | | | | | | | | | | 167 | H | Utah | | 3 | 2 |
| | | | | | | | | | | | | | | | | | | 167 | H | Utah | | 1 | 2 |
| | | | | | | | | | | | | | | | | | | 190 | A | UC Davis | | 15 | 7 |
| | | | | | | | | | | | | | | | | | | 192 | H | Utah Valley | | 5 | 0 |
| | | | | | | | | | | | | | | | | | | 192 | H | Utah Valley | | 10 | 0 |
| | | | | | | | | | | | | | | | | | | 192 | H | Utah Valley | | 0 | 6 |
| | | | | | | LAST 15 GAMES | | | | | | | | | | | | | | | | | |
| | | | | | | 249 | A | Bakersfield | | 7 | 3 | 192 | H | Utah Valley | | 5 | 0 | 202 | H | Air Force | | 7 | 1 |
| | | | | | | 249 | A | Bakersfield | | 1 | 2 | 190 | A | UC Davis | | 15 | 7 | 224 | H | Seattle | | 8 | 1 |
| | | | | | | 249 | A | Bakersfield | | 10 | 3 | 153 | A | Grand Canyon | | 6 | 8 | 224 | H | Seattle | | 4 | 3 |
| | | | | | | 10 | H | Oregon St. | | 1 | 8 | | | | | | | 224 | H | Seattle | | 4 | 3 |
| | | | | | | 10 | H | Oregon St. | | 7 | 6 | | | | | | | 249 | A | Bakersfield | | 1 | 2 |
| | | | | | | | | | | | | | | | | | | 249 | A | Bakersfield | | 7 | 3 |

Non-Div. I Games:

Sacramento St.

| | | |
|-------------------|----|---|
| 192 H Utah Valley | 0 | 6 |
| 192 H Utah Valley | 10 | 0 |

| RPI | S | Opponent | Score | |
|-----|---|----------------|-------|---|
| 249 | A | Bakersfield | 10 | 3 |
| 256 | A | New Mexico St. | 8 | 2 |
| 256 | A | New Mexico St. | 11 | 0 |
| 256 | A | New Mexico St. | 20 | 6 |
| 297 | H | Northern Colo. | 3 | 1 |
| 297 | H | Northern Colo. | 16 | 1 |
| 297 | H | Northern Colo. | 9 | 2 |

Sacramento St.

S
a
c
r
a
m
e
n
t
o
s
t
.

S
a
c
r
a
m
e
n
t
o
s
t
.

| Average RPI Win: 148 | | WON-LOST RECORD | | WINNING PCT. RANK | | LAST 15 GAMES | | STRENGTH OF SCHEDULE | | OPP. STRENGTH OF SCHEDULE | | TEAM RPI | | ADJ RPI | | CONF. RPI | | ADJ CONF. RPI | |
|----------------------|---|-----------------|--|-------------------|----|-----------------|---|----------------------|-----|---------------------------|---------------|----------|---|------------|-----|-----------|----------------|---------------|----|
| DIV. I ONLY | | 23-21-0 | | .52273 132 | | 11-4-0 | | 80 | | 160 | | 122 | | .51223 122 | | 14 | | 14 | |
| DIV. I NON-CONF. | | 10-11-0 | | .47619 167 | | 3-0-0 | | 24 | | 222 | | 127 | | .51226 127 | | 12 | | 12 | |
| TOTALS | | RPI 1-25 | | RPI 26-50 | | W-L RECORDS | | RPI 51-100 | | RPI 101-150 | | RPI 150+ | | | | | | | |
| 23-21-0 | | 0-3-0 | | 2-2-0 | | OVERALL | | 4-1-0 | | 4-6-0 | | 13-9-0 | | | | | | | |
| 15-9-0 | | 0-0-0 | | 0-0-0 | | HOME | | 3-1-0 | | 1-1-0 | | 11-7-0 | | | | | | | |
| 7-7-0 | | 0-0-0 | | 2-1-0 | | AWAY | | 1-0-0 | | 3-5-0 | | 1-1-0 | | | | | | | |
| 1-5-0 | | 0-3-0 | | 0-1-0 | | NEUTRAL | | 0-0-0 | | 0-0-0 | | 1-1-0 | | | | | | | |
| 10-11-0 | | 0-3-0 | | 0-1-0 | | NON-CONFERENCE | | 2-0-0 | | 1-3-0 | | 7-4-0 | | | | | | | |
| 8-4-0 | | 0-0-0 | | 0-0-0 | | HOME | | 1-0-0 | | 1-1-0 | | 6-3-0 | | | | | | | |
| 2-2-0 | | 0-0-0 | | 0-0- | | AWAY | | 1-0-0 | | 0-2-0 | | 1-0-0 | | | | | | | |
| 0-5-0 | | 0-3-0 | | 0-1-0 | | NEUTRAL | | 0-0-0 | | 0-0-0 | | 0-1-0 | | | | | | | |
| 13-10-0 | | 0-0-0 | | 2-1-0 | | CONFERENCE | | 2-1-0 | | 3-3-0 | | 6-5-0 | | | | | | | |
| 7-5-0 | | 0-0-0 | | 0-0-0 | | HOME | | 2-1-0 | | 0-0-0 | | 5-4-0 | | | | | | | |
| 5-5-0 | | 0-0-0 | | 2-1-0 | | AWAY | | 0-0-0 | | 3-3-0 | | 0-1-0 | | | | | | | |
| 1-0-0 | | 0-0-0 | | 0-0-0 | | NEUTRAL | | 0-0-0 | | 0-0-0 | | 1-0-0 | | | | | | | |
| RPI | S | Opponent | | Score | | RPI | S | Opponent | | Score | | RPI | S | Opponent | | Score | | | |
| 10 | N | Oregon St. | | 6 | 14 | 39 | A | Pepperdine | | 3 | 5 | 69 | A | Fresno St. | | 7 | 3 | | |
| 10 | N | Oregon St. | | 0 | 7 | 39 | A | Pepperdine | | 7 | 5 | 69 | H | Fresno St. | | 6 | 4 | | |
| 24 | N | Washington | | 1 | 4 | 39 | A | Pepperdine | | 6 | 4 | 74 | H | San Diego | | 5 | 1 | | |
| | | | | | | 43 | N | Nebraska | | 3 | 5 | 74 | H | San Diego | | 4 | 6 | | |
| | | | | | | | | | | | | 74 | H | San Diego | | 4 | 3 | | |
| | | | | | | | | | | | | | | | 120 | A | Nevada | 6 | 7 |
| | | | | | | | | | | | | | | | 120 | H | Nevada | 4 | 8 |
| | | | | | | | | | | | | | | | 121 | A | Sacramento St. | 2 | 4 |
| | | | | | | | | | | | | | | | 121 | H | Sacramento St. | 9 | 8 |
| | | | | | | | | | | | | | | | 139 | A | San Francisco | 11 | 7 |
| | | | | | | | | | | | | | | | 139 | A | San Francisco | 2 | 3 |
| | | | | | | | | | | | | | | | 139 | A | San Francisco | 12 | 9 |
| | | | | | | | | | | | | | | | 147 | A | BYU | 1 | 10 |
| | | | | | | | | | | | | | | | 147 | A | BYU | 11 | 7 |
| | | | | | | | | | | | | | | | 147 | A | BYU | 3 | 9 |
| | | | | | | | | | | | | | | | 161 | H | Gonzaga | 4 | 5 |
| | | | | | | | | | | | | | | | 161 | H | Gonzaga | 7 | 10 |
| | | | | | | | | | | | | | | | 161 | H | Gonzaga | 6 | 2 |
| | | | | | | | | | | | | | | | 161 | N | Gonzaga | 9 | 5 |
| | | | | | | | | | | | | | | | 166 | A | San Jose St. | 5 | 1 |
| | | | | | | | | | | | | | | | 166 | H | San Jose St. | 2 | 1 |
| | | | | | | | | | | | | | | | 171 | H | Alabama St. | 5 | 3 |
| | | | | | | | | | | | | | | | 171 | H | Alabama St. | 0 | 3 |
| | | | | | | | | | | | | | | | 171 | H | Alabama St. | 8 | 2 |
| | | | | | | | | | | | | | | | 171 | H | Alabama St. | 2 | 5 |
| | | | | | | | | | | | | | | | 173 | A | Santa Clara | 8 | 9 |
| | | | | | | | | | | | | | | | 173 | H | Santa Clara | 6 | 7 |
| | | | | | | | | | | | | | | | 173 | H | Santa Clara | 2 | 6 |
| | | | | | | | | | | | | | | | 173 | H | Santa Clara | 7 | 0 |
| | | | | | | | | | | | | | | | 190 | N | UC Davis | 3 | 4 |
| | | | | | | | | | | | | | | | 192 | H | Utah Valley | 5 | 2 |
| | | | | | | | | | | | | | | | 192 | H | Utah Valley | 4 | 2 |
| | | | | LAST 15 GAMES | | | | | | | | | | | | | | | |
| | | | | 74 | H | San Diego | 4 | 6 | 139 | A | San Francisco | 12 | 9 | | | | | | |
| | | | | 74 | H | San Diego | 5 | 1 | 139 | A | San Francisco | 2 | 3 | | | | | | |
| | | | | 74 | H | San Diego | 4 | 3 | 139 | A | San Francisco | 11 | 7 | | | | | | |
| | | | | 252 | H | St. Mary's (CA) | 4 | 3 | | | | | | | | | | | |
| | | | | 252 | H | St. Mary's (CA) | 1 | 0 | | | | | | | | | | | |

Non-Div. I Games:

Pacific

| | | | | |
|-----|---|-----------------|---|---|
| 252 | H | St. Mary's (CA) | 5 | 4 |
| 69 | H | Fresno St. | 6 | 4 |

| RPI | S | Opponent | Score | |
|-----|---|-----------------|-------|---|
| 192 | H | Utah Valley | 9 | 5 |
| 192 | H | Utah Valley | 5 | 8 |
| 252 | H | St. Mary's (CA) | 5 | 4 |
| 252 | H | St. Mary's (CA) | 1 | 0 |
| 252 | H | St. Mary's (CA) | 4 | 3 |

Pacific

P
a
c
i
f
i
c

P
a
c
i
f
i
c

U
T
S
A

UTSA

| | | |
|-------------------|---|---|
| 29 A Old Dominion | 2 | 4 |
| 29 A Old Dominion | 5 | 0 |

| RPI | S | Opponent | Score | |
|-----|---|----------------|-------|---|
| 262 | H | Saint Peter's | 1 | 0 |
| 274 | H | Incarnate Word | 10 | 4 |

U
T
S
A

U
T
S
A

UTSA

| Average RPI Win: | | 135 | WON-LOST RECORD | | WINNING PCT. RANK | | LAST 15 GAMES | | STRENGTH OF SCHEDULE | | OPP. STRENGTH OF SCHEDULE | | TEAM RPI | | ADJ RPI | | CONF. RPI | | ADJ CONF. RPI | | | | | | | | |
|-------------------|---|----------|-----------------|-----------|-------------------|--------------------------|---------------|---------------------|----------------------|-------------|---------------------------|----------|----------|-------------------|------------|-------|-----------|-----|---------------|--------------------|----|----|--|--|--|--|--|
| Average RPI Loss: | | 57 | | | | | | | | | | | | | | | | | | | | | | | | | |
| DIV. I ONLY | | | 15-25-0 | | .375 236 | | 2-13-0 | | 4 | | 138 | | 124 | | .51166 124 | | 6 | | 6 | | | | | | | | |
| DIV. I NON-CONF. | | | 12-13-0 | | .48 157 | | 0-1-0 | | 6 | | 133 | | 84 | | .52442 84 | | 6 | | 6 | | | | | | | | |
| TOTALS | | RPI 1-25 | | RPI 26-50 | | W-L RECORDS | | RPI 51-100 | | RPI 101-150 | | RPI 150+ | | | | | | | | | | | | | | | |
| 15-25-0 | | 1-10-0 | | 4-4-0 | | OVERALL | | 3-7-0 | | 2-2-0 | | 5-2-0 | | | | | | | | | | | | | | | |
| 11-15-0 | | 0-7-0 | | 2-2-0 | | HOME | | 3-4-0 | | 2-2-0 | | 4-0-0 | | | | | | | | | | | | | | | |
| 4-10-0 | | 1-2-0 | | 2-2-0 | | AWAY | | 0-3-0 | | 0-0-0 | | 1-2-0 | | | | | | | | | | | | | | | |
| 0-0-0 | | 0-0-0 | | 0-0-0 | | NEUTRAL | | 0-0-0 | | 0-0-0 | | 0-0-0 | | | | | | | | | | | | | | | |
| 12-13-0 | | 1-7-0 | | 2-3-0 | | NON-CONFERENCE | | 3-1-0 | | 2-2-0 | | 4-0-0 | | | | | | | | | | | | | | | |
| 11-9-0 | | 0-4-0 | | 2-2-0 | | HOME | | 3-1-0 | | 2-2-0 | | 4-0-0 | | | | | | | | | | | | | | | |
| 1-4-0 | | 1-3-0 | | 0-0- | | AWAY | | 0-0-0 | | 0-0-0 | | 0-0-0 | | | | | | | | | | | | | | | |
| 0-0-0 | | 0-0-0 | | 0-0-0 | | NEUTRAL | | 0-0-0 | | 0-0-0 | | 0-0-0 | | | | | | | | | | | | | | | |
| 3-12-0 | | 0-3-0 | | 2-1-0 | | CONFERENCE | | 0-6-0 | | 0-0-0 | | 1-2-0 | | | | | | | | | | | | | | | |
| 0-6-0 | | 0-3-0 | | 0-0-0 | | HOME | | 0-3-0 | | 0-0-0 | | 0-0-0 | | | | | | | | | | | | | | | |
| 3-6-0 | | 0-0-0 | | 2-1-0 | | AWAY | | 0-3-0 | | 0-0-0 | | 1-2-0 | | | | | | | | | | | | | | | |
| 0-0-0 | | 0-0-0 | | 0-0-0 | | NEUTRAL | | 0-0-0 | | 0-0-0 | | 0-0-0 | | | | | | | | | | | | | | | |
| RPI | S | Opponent | | Score | | RPI | S | Opponent | | Score | | RPI | S | Opponent | | Score | | | | | | | | | | | |
| 14 | A | Texas | | 2 | 3 | 39 | H | Pepperdine | | 2 | 0 | 54 | H | UC Irvine | | 1 | 7 | 120 | H | Nevada | 6 | 10 | | | | | |
| 14 | A | Texas | | 1 | 4 | 39 | H | Pepperdine | | 1 | 2 | 54 | H | UC Irvine | | 8 | 15 | 120 | H | Nevada | 1 | 0 | | | | | |
| 14 | A | Texas | | 6 | 1 | 39 | H | Pepperdine | | 6 | 1 | 54 | H | UC Irvine | | 2 | 3 | 120 | H | Nevada | 6 | 3 | | | | | |
| 14 | A | Texas | | 2 | 3 | 39 | H | Pepperdine | | 3 | 7 | 64 | A | Cal St. Fullerton | | 1 | 2 | 120 | H | Nevada | 4 | 7 | | | | | |
| 17 | H | Cal Poly | | 3 | 4 | 48 | A | Southern California | | 4 | 10 | 64 | A | Cal St. Fullerton | | 0 | 1 | 189 | A | Cal St. Northridge | 1 | 2 | | | | | |
| 17 | H | Cal Poly | | 3 | 8 | 49 | A | UC Santa Barbara | | 3 | 1 | 64 | A | Cal St. Fullerton | | 4 | 17 | 189 | A | Cal St. Northridge | 9 | 1 | | | | | |
| 17 | H | Cal Poly | | 2 | 3 | 49 | A | UC Santa Barbara | | 7 | 8 | 85 | H | UAB | | 4 | 2 | 189 | A | Cal St. Northridge | 2 | 6 | | | | | |
| 25 | H | Oregon | | 2 | 10 | 49 | A | UC Santa Barbara | | 12 | 4 | 85 | H | UAB | | 3 | 2 | 288 | H | Albany (NY) | 12 | 6 | | | | | |
| 25 | H | Oregon | | 5 | 6 | | | | | | | 85 | H | UAB | | 0 | 5 | 288 | H | Albany (NY) | 9 | 7 | | | | | |
| 25 | H | Oregon | | 5 | 10 | | | | | | | 85 | H | UAB | | 5 | 4 | 288 | H | Albany (NY) | 9 | 0 | | | | | |
| 25 | H | Oregon | | 2 | 3 | | | | | | | | | | | | | 288 | H | Albany (NY) | 5 | 2 | | | | | |
| | | | | | | LAST 15 GAMES | | | | | | | | | | | | | | | | | | | | | |
| | | | | | | 64 A Cal St. Fullerton | | | | | | 1 | 2 | 17 H Cal Poly | | | | | | 3 | 8 | | | | | | |
| | | | | | | 64 A Cal St. Fullerton | | | | | | 4 | 17 | 17 H Cal Poly | | | | | | 3 | 4 | | | | | | |
| | | | | | | 64 A Cal St. Fullerton | | | | | | 0 | 1 | 17 H Cal Poly | | | | | | 2 | 3 | | | | | | |
| | | | | | | 48 A Southern California | | | | | | 4 | 10 | | | | | | | | | | | | | | |
| | | | | | | 189 A Cal St. Northridge | | | | | | 9 | 1 | | | | | | | | | | | | | | |

Non-Div. I Games:

Hawaii

| | | |
|--------------------------|---|---|
| 189 A Cal St. Northridge | 1 | 2 |
| 189 A Cal St. Northridge | 2 | 6 |

H
a
w
a
i
i

H
a
w
a
i
i

Towson

| Average RPI Win: | 206 | WON-LOST RECORD | WINNING PCT. RANK | LAST 15 GAMES | STRENGTH OF SCHEDULE | OPP. STRENGTH OF SCHEDULE | TEAM RPI | ADJ RPI | CONF. RPI | ADJ CONF. RPI | | | | |
|------------------|----------|-----------------|-------------------|----------------|----------------------|---------------------------|-----------------|-------------|-----------|---------------|----|--------------------|-------|----|
| DIV. I ONLY | | 20-19-0 | .51282 | 136 | 2-3-0 | 145 | 177 | 125 | .51147 | 125 | 13 | 13 | | |
| DIV. I NON-CONF. | | 18-10-0 | .64286 | 58 | 1-1-0 | 120 | 230 | 36 | .55686 | 36 | 13 | 13 | | |
| <hr/> | | | | | | | | | | | | | | |
| TOTALS | RPI 1-25 | RPI 26-50 | | W-L RECORDS | | RPI 51-100 | | RPI 101-150 | | RPI 150+ | | | | |
| 20-19-0 | 0-4-0 | 0-0-0 | | OVERALL | | 1-6-0 | | 3-1-0 | | 16-8-0 | | | | |
| 7-5-0 | 0-0-0 | 0-0-0 | | HOME | | 0-3-0 | | 1-0-0 | | 6-2-0 | | | | |
| 6-14-0 | 0-4-0 | 0-0-0 | | AWAY | | 1-3-0 | | 0-1-0 | | 5-6-0 | | | | |
| 7-0-0 | 0-0-0 | 0-0-0 | | NEUTRAL | | 0-0-0 | | 2-0-0 | | 5-0-0 | | | | |
| 18-10-0 | 0-4-0 | 0-0-0 | | NON-CONFERENCE | | 1-1-0 | | 3-1-0 | | 14-4-0 | | | | |
| 6-0-0 | 0-0-0 | 0-0-0 | | HOME | | 0-0-0 | | 1-0-0 | | 5-0-0 | | | | |
| 5-10-0 | 0-4-0 | 0-0- | | AWAY | | 1-1-0 | | 0-1-0 | | 4-4-0 | | | | |
| 7-0-0 | 0-0-0 | 0-0-0 | | NEUTRAL | | 0-0-0 | | 2-0-0 | | 5-0-0 | | | | |
| 2-9-0 | 0-0-0 | 0-0-0 | | CONFERENCE | | 0-5-0 | | 0-0-0 | | 2-4-0 | | | | |
| 1-5-0 | 0-0-0 | 0-0-0 | | HOME | | 0-3-0 | | 0-0-0 | | 1-2-0 | | | | |
| 1-4-0 | 0-0-0 | 0-0-0 | | AWAY | | 0-2-0 | | 0-0-0 | | 1-2-0 | | | | |
| 0-0-0 | 0-0-0 | 0-0-0 | | NEUTRAL | | 0-0-0 | | 0-0-0 | | 0-0-0 | | | | |
| RPI | S | Opponent | Score | | RPI | S | Opponent | Score | | RPI | S | Opponent | Score | |
| 1 | A | Virginia | 3 | 5 | | | | | | 73 | H | Col. of Charleston | 3 | 5 |
| 9 | A | Houston | 6 | 7 | | | | | | 115 | A | St. John's (NY) | 3 | 10 |
| 9 | A | Houston | 3 | 6 | | | | | | 73 | H | Col. of Charleston | 6 | 8 |
| 9 | A | Houston | 3 | 20 | | | | | | 130 | H | Bucknell | 4 | 2 |
| | | | | | | | | | | 73 | H | Col. of Charleston | 5 | 14 |
| | | | | | | | | | | 136 | N | Army | 3 | 1 |
| | | | | | | | | | | 76 | A | Campbell | 4 | 5 |
| | | | | | | | | | | 146 | N | Penn | 4 | 2 |
| | | | | | | | | | | 81 | A | Wake Forest | 5 | 4 |
| | | | | | | | | | | 174 | H | George Mason | 13 | 9 |
| | | | | | | | | | | 87 | A | UNC Wilmington | 8 | 11 |
| | | | | | | | | | | 176 | H | James Madison | 15 | 12 |
| | | | | | | | | | | 176 | H | James Madison | 2 | 7 |
| | | | | | | | | | | 176 | H | James Madison | 2 | 3 |
| | | | | | | | | | | 188 | N | Marshall | 8 | 3 |
| | | | | | | | | | | 198 | A | Northeastern | 4 | 7 |
| | | | | | | | | | | 198 | A | Northeastern | 3 | 1 |
| | | | | | | | | | | 198 | A | Northeastern | 2 | 3 |
| | | | | | | | | | | 201 | A | Georgetown | 10 | 2 |
| | | | | | | | | | | 201 | A | Georgetown | 2 | 6 |
| | | | | | | | | | | 201 | H | Georgetown | 8 | 4 |
| | | | | | | | | | | 201 | N | Georgetown | 9 | 1 |
| | | | | | | | | | | 207 | H | Mt. St. Mary's | 6 | 3 |
| | | | | | | | | | | 228 | N | Monmouth | 3 | 0 |
| | | | | | | | | | | 228 | N | Monmouth | 6 | 5 |
| | | | | | | | | | | 233 | A | Delaware St. | 3 | 4 |
| | | | | | | | | | | 233 | H | Delaware St. | 4 | 1 |
| | | | | | | | | | | 249 | A | Bakersfield | 4 | 5 |
| | | | | | | | | | | 249 | A | Bakersfield | 3 | 2 |
| | | | | | | | | | | 249 | A | Bakersfield | 1 | 8 |
| | | | | | | | | | | 261 | A | Navy | 3 | 2 |
| | | | | | | | | | | 287 | A | George Washington | 5 | 3 |
| | | | | | | | | | | 288 | N | Albany (NY) | 8 | 2 |
| <hr/> | | | | | | | | | | | | | | |
| LAST 15 GAMES | | | | | | | | | | | | | | |
| | | | | | 115 | A | St. John's (NY) | 3 | 10 | 87 | A | UNC Wilmington | 2 | 11 |
| | | | | | 176 | H | James Madison | 2 | 3 | 130 | H | Bucknell | 4 | 2 |
| | | | | | 176 | H | James Madison | 2 | 7 | 198 | A | Northeastern | 2 | 3 |
| | | | | | 176 | H | James Madison | 15 | 12 | | | | | |
| | | | | | 207 | H | Mt. St. Mary's | 6 | 3 | | | | | |

Non-Div. I Games:

Towson

Towson

| | | | | |
|-----|---|----------------|----|----|
| 174 | H | George Mason | 13 | 9 |
| 87 | A | UNC Wilmington | 8 | 11 |

Through Games Of April 27, 2014

| RPI | S | Opponent | Score | |
|-----|---|------------|-------|---|
| 299 | H | Coppin St. | 13 | 1 |

Towson

T
O
W
S
O
N

T
O
W
S
O
N

| | | | | | | | | | | | | |
|------------------|----------|---------------------|----------------------|------------------|-------------------------|------------------------------|-------------|-------------|--------------|--------------------|-------|----|
| Average RPI Win: | 220 | WON-LOST RECORD | WINNING PCT. RANK | LAST 15 GAMES | STRENGTH OF SCHEDULE | OPP. STRENGTH OF SCHEDULE | TEAM RPI | ADJ RPI | CONF. RPI | ADJ CONF. RPI | | |
| DIV. I ONLY | | 25-14-0 | .64103 | 55 | 11-4-0 | 254 | 221 | 126 | .51131 | 126 | 25 | 25 |
| DIV. I NON-CONF. | | 14-11-0 | .56 | 111 | 4-2-0 | 225 | 191 | 153 | .50047 | 153 | 23 | 23 |
| <hr/> | | | | | | | | | | | | |
| TOTALS | RPI 1-25 | RPI 26-50 | | W-L RECORDS | | RPI 51-100 | | RPI 101-150 | | RPI 150+ | | |
| 25-14-0 | 0-0-0 | 2-1-0 | | OVERALL | | 1-6-0 | | 2-2-0 | | 20-5-0 | | |
| 15-1-0 | 0-0-0 | 0-0-0 | | HOME | | 0-0-0 | | 0-1-0 | | 15-0-0 | | |
| 9-10-0 | 0-0-0 | 1-0-0 | | AWAY | | 1-6-0 | | 2-1-0 | | 5-3-0 | | |
| 1-3-0 | 0-0-0 | 1-1-0 | | NEUTRAL | | 0-0-0 | | 0-0-0 | | 0-2-0 | | |
| 14-11-0 | 0-0-0 | 2-1-0 | | NON-CONFERENCE | | 1-6-0 | | 1-1-0 | | 10-3-0 | | |
| 9-1-0 | 0-0-0 | 0-0-0 | | HOME | | 0-0-0 | | 0-1-0 | | 9-0-0 | | |
| 4-7-0 | 0-0-0 | 1-0- | | AWAY | | 1-6-0 | | 1-0-0 | | 1-1-0 | | |
| 1-3-0 | 0-0-0 | 1-1-0 | | NEUTRAL | | 0-0-0 | | 0-0-0 | | 0-2-0 | | |
| 11-3-0 | 0-0-0 | 0-0-0 | | CONFERENCE | | 0-0-0 | | 1-1-0 | | 10-2-0 | | |
| 6-0-0 | 0-0-0 | 0-0-0 | | HOME | | 0-0-0 | | 0-0-0 | | 6-0-0 | | |
| 5-3-0 | 0-0-0 | 0-0-0 | | AWAY | | 0-0-0 | | 1-1-0 | | 4-2-0 | | |
| 0-0-0 | 0-0-0 | 0-0-0 | | NEUTRAL | | 0-0-0 | | 0-0-0 | | 0-0-0 | | |
| RPI | S | Opponent | Score | RPI | S | Opponent | Score | RPI | S | Opponent | Score | |
| 30 | N | Bryant | 8 5 | 66 | A | FIU | 2 6 | 119 | A | UConn | 6 3 | |
| 30 | N | Bryant | 3 4 | 66 | A | FIU | 0 10 | 140 | H | Central Conn. St. | 1 4 | |
| 48 | A | Southern California | 4 3 | 66 | A | FIU | 2 12 | 150 | A | Hartford | 1 0 | |
| | | | | 81 | A | Wake Forest | 3 4 | 150 | A | Hartford | 0 1 | |
| | | | | 92 | A | UC Riverside | 2 1 | 162 | H | Sacred Heart | 7 1 | |
| | | | | 92 | A | UC Riverside | 2 3 | 168 | H | Binghamton | 12 2 | |
| | | | | 92 | A | UC Riverside | 3 11 | 168 | H | Binghamton | 5 4 | |
| | | | | | | | | 168 | H | Binghamton | 3 1 | |
| | | | | | | | | 175 | N | Saint Louis | 8 9 | |
| | | | | | | | | 189 | A | Cal St. Northridge | 0 1 | |
| | | | | | | | | 218 | A | UMass Lowell | 1 2 | |
| | | | | | | | | 218 | A | UMass Lowell | 1 3 | |
| | | | | | | | | 218 | A | UMass Lowell | 9 3 | |
| | | | | | | | | 250 | H | Fordham | 6 0 | |
| | | | | | | | | 250 | H | Fordham | 10 9 | |
| | | | | | | | | 250 | H | Fordham | 10 0 | |
| | | | | | | | | 257 | H | Rhode Island | 5 4 | |
| | | | | | | | | 262 | N | Saint Peter's | 3 7 | |
| | | | | | | | | 282 | H | Manhattan | 16 4 | |
| | | | | | | | | 283 | H | Marist | 9 3 | |
| | | | | | | | | 288 | A | Albany (NY) | 13 2 | |
| | | | | | | | | 288 | A | Albany (NY) | 12 7 | |
| | | | | 288 | A | Albany (NY) | 13 2 | 288 | A | Albany (NY) | 6 3 | |
| | | | | 288 | A | Albany (NY) | 12 7 | 288 | H | Albany (NY) | 7 0 | |
| | | | | 288 | A | Albany (NY) | 6 3 | 288 | H | Albany (NY) | 7 3 | |
| | | | | 140 | H | Central Conn. St. | 1 4 | 288 | H | Albany (NY) | 6 2 | |
| | | | | 218 | A | UMass Lowell | 1 3 | 290 | A | Iona | 6 4 | |

Non-Div. I Games:

Stony Brook

| | | | | |
|-----|---|--------------|---|---|
| 218 | A | UMass Lowell | 1 | 2 |
| 218 | A | UMass Lowell | 9 | 3 |

| RPI | S | Opponent | Score | |
|-----|---|----------|-------|---|
| 290 | H | Iona | 4 | 0 |
| 301 | H | NYIT | 3 | 2 |

Stony Brook

S
t
o
n
y
B
r
o
o
k

S
t
o
n
y
B
r
o
o
k

| Average RPI Win: 175 | | WON-LOST | WINNING | LAST 15 | STRENGTH OF | | OPP. STRENGTH | TEAM | ADJ | CONF. | ADJ CONF. |
|-----------------------|--------------|----------|-----------|--------------------|----------------|-------|--------------------|-------|-------------|------------------|-----------|
| Average RPI Loss: 125 | | RECORD | PCT. RANK | GAMES | SCHEDULE | | OF SCHEDULE | RPI | RPI | RPI | RPI |
| DIV. I ONLY | | 28-18-0 | .6087 | 71 | 7-8-0 | | 204 | 126 | 127 | .51104 | 127 |
| DIV. I NON-CONF. | | 18-7-0 | .72 | 30 | 1-2-0 | | 269 | 95 | 125 | .51316 | 125 |
| TOTALS | | RPI 1-25 | RPI 26-50 | | W-L RECORDS | | RPI 51-100 | | RPI 101-150 | | RPI 150+ |
| 28-18-0 | | 0-0-0 | 2-2-0 | | OVERALL | | 5-7-0 | | 2-2-0 | | 19-7-0 |
| 19-9-0 | | 0-0-0 | 2-1-0 | | HOME | | 1-4-0 | | 1-0-0 | | 15-4-0 |
| 9-9-0 | | 0-0-0 | 0-1-0 | | AWAY | | 4-3-0 | | 1-2-0 | | 4-3-0 |
| 0-0-0 | | 0-0-0 | 0-0-0 | | NEUTRAL | | 0-0-0 | | 0-0-0 | | 0-0-0 |
| 18-7-0 | | 0-0-0 | 2-2-0 | | NON-CONFERENCE | | 3-3-0 | | 1-0-0 | | 12-2-0 |
| 15-4-0 | | 0-0-0 | 2-1-0 | | HOME | | 0-2-0 | | 1-0-0 | | 12-1-0 |
| 3-3-0 | | 0-0-0 | 0-0- | | AWAY | | 3-1-0 | | 0-0-0 | | 0-1-0 |
| 0-0-0 | | 0-0-0 | 0-0-0 | | NEUTRAL | | 0-0-0 | | 0-0-0 | | 0-0-0 |
| 10-11-0 | | 0-0-0 | 0-0-0 | | CONFERENCE | | 2-4-0 | | 1-2-0 | | 7-5-0 |
| 4-5-0 | | 0-0-0 | 0-0-0 | | HOME | | 1-2-0 | | 0-0-0 | | 3-3-0 |
| 6-6-0 | | 0-0-0 | 0-0-0 | | AWAY | | 1-2-0 | | 1-2-0 | | 4-2-0 |
| 0-0-0 | | 0-0-0 | 0-0-0 | | NEUTRAL | | 0-0-0 | | 0-0-0 | | 0-0-0 |
| RPI S | Opponent | Score | RPI S | Opponent | Score | RPI S | Opponent | Score | RPI S | Opponent | Score |
| 33 A | Georgia Tech | 2 13 | 33 H | Georgia Tech | 4 3 | 62 A | Georgia | 18 4 | 111 A | Elon | 7 4 |
| 46 H | Clemson | 4 5 | 46 H | Clemson | 14 5 | 62 A | Georgia | 9 3 | 111 A | Elon | 2 4 |
| | | | | | | 62 A | Georgia | 3 11 | 111 A | Elon | 0 1 |
| | | | | | | 70 H | Samford | 4 2 | 149 H | Jacksonville | 13 5 |
| | | | | | | 70 H | Samford | 2 7 | 154 H | UNC Greensboro | 2 6 |
| | | | | | | 70 H | Samford | 2 7 | 154 H | UNC Greensboro | 7 8 |
| | | | | | | 73 A | Col. of Charleston | 7 3 | 154 H | UNC Greensboro | 10 6 |
| | | | | | | 73 H | Col. of Charleston | 3 5 | 179 A | Citadel | 10 1 |
| | | | | | | 91 A | Davidson | 7 5 | 179 A | Citadel | 5 2 |
| | | | | | | 91 A | Davidson | 2 5 | 179 A | Citadel | 7 4 |
| | | | | | | 91 A | Davidson | 0 6 | 182 A | North Florida | 7 8 |
| | | | | | | 93 H | Kennesaw St. | 0 3 | 182 H | North Florida | 13 1 |
| | | | | | | | | | 185 H | Appalachian St. | 10 7 |
| | | | | | | | | | 185 H | Appalachian St. | 2 3 |
| | | | | | | | | | 185 H | Appalachian St. | 7 4 |
| | | | | | | | | | 215 A | Wofford | 4 6 |
| | | | | | | | | | 215 A | Wofford | 20 2 |
| | | | | | | | | | 215 A | Wofford | 3 8 |
| | | | | | | | | | 220 H | Holy Cross | 6 2 |
| | | | | | | | | | 220 H | Holy Cross | 3 1 |
| | | | | | | | | | 220 H | Holy Cross | 7 1 |
| | | | | | | | | | 220 H | Holy Cross | 9 8 |
| | | | | | | | | | 221 H | SIU Edwardsville | 8 2 |
| | | | | | | | | | 221 H | SIU Edwardsville | 14 5 |
| | | | | | | | | | 285 H | UMES | 23 0 |
| | | | | | | | | | 285 H | UMES | 9 3 |
| | | | | | | | | | 285 H | UMES | 10 1 |
| LAST 15 GAMES | | | 215 A | Wofford | 20 2 | 73 A | Col. of Charleston | 7 3 | | | |
| | | | 215 A | Wofford | 4 6 | 154 H | UNC Greensboro | 7 8 | | | |
| | | | 215 A | Wofford | 3 8 | 154 H | UNC Greensboro | 10 6 | | | |
| | | | 73 H | Col. of Charleston | 3 5 | | | | | | |
| | | | 70 H | Samford | 2 7 | | | | | | |

Non-Div. I Games:

Ga. Southern

| | | | | |
|----|---|---------|---|---|
| 70 | H | Samford | 4 | 2 |
| 70 | H | Samford | 2 | 7 |

| RPI | S | Opponent | Score | |
|-----|---|----------|-------|---|
| 285 | H | UMES | 8 | 3 |
| 295 | H | Ohio | 20 | 5 |
| 295 | H | Ohio | 2 | 3 |

| Average RPI Win: 198 | | WON-LOST | WINNING | LAST 15 | STRENGTH OF | | OPP. STRENGTH | TEAM | ADJ | | CONF. | ADJ CONF. | | | |
|-----------------------|----------|----------|-----------|---------|----------------|-------|---------------|-------|--------------------|--------|----------|-----------|-----------------|-------|----|
| Average RPI Loss: 137 | | RECORD | PCT. RANK | GAMES | SCHEDULE | | OF SCHEDULE | RPI | RPI | | RPI | RPI | | | |
| DIV. I ONLY | | 27-15-0 | .64286 | 53 | 9-5-0 | | 268 | 178 | 128 | .5109 | 128 | 20 | 20 | | |
| DIV. I NON-CONF. | | 15-9-0 | .625 | 71 | 3-1-0 | | 262 | 152 | 93 | .52253 | 93 | 15 | 15 | | |
| TOTALS | | RPI 1-25 | RPI 26-50 | | W-L RECORDS | | RPI 51-100 | | RPI 101-150 | | RPI 150+ | | | | |
| 27-15-0 | | 0-3-0 | 0-0-0 | | OVERALL | | 4-1-0 | | 6-5-0 | | 17-6-0 | | | | |
| 11-3-0 | | 0-0-0 | 0-0-0 | | HOME | | 2-1-0 | | 3-1-0 | | 6-1-0 | | | | |
| 14-10-0 | | 0-2-0 | 0-0-0 | | AWAY | | 2-0-0 | | 3-3-0 | | 9-4-0 | | | | |
| 2-2-0 | | 0-0-0 | 0-0-0 | | NEUTRAL | | 0-0-0 | | 0-1-0 | | 2-1-0 | | | | |
| 15-9-0 | | 0-3-0 | 0-0-0 | | NON-CONFERENCE | | 2-0-0 | | 3-2-0 | | 10-4-0 | | | | |
| 5-0-0 | | 0-0-0 | 0-0-0 | | HOME | | 0-0-0 | | 1-0-0 | | 4-0-0 | | | | |
| 8-7-0 | | 0-3-0 | 0-0- | | AWAY | | 2-0-0 | | 2-1-0 | | 4-3-0 | | | | |
| 2-2-0 | | 0-0-0 | 0-0-0 | | NEUTRAL | | 0-0-0 | | 0-1-0 | | 2-1-0 | | | | |
| 12-6-0 | | 0-0-0 | 0-0-0 | | CONFERENCE | | 2-1-0 | | 3-3-0 | | 7-2-0 | | | | |
| 6-3-0 | | 0-0-0 | 0-0-0 | | HOME | | 2-1-0 | | 2-1-0 | | 2-1-0 | | | | |
| 6-3-0 | | 0-0-0 | 0-0-0 | | AWAY | | 0-0-0 | | 1-2-0 | | 5-1-0 | | | | |
| 0-0-0 | | 0-0-0 | 0-0-0 | | NEUTRAL | | 0-0-0 | | 0-0-0 | | 0-0-0 | | | | |
| RPI S | Opponent | Score | | RPI S | Opponent | Score | | RPI S | Opponent | Score | | RPI S | Opponent | Score | |
| 22 A | Liberty | 2 | 6 | | | | | 73 A | Col. of Charleston | 8 | 6 | 103 A | Middle Tenn. | 6 | 5 |
| 22 A | Liberty | 1 | 9 | | | | | 86 A | Wright St. | 9 | 7 | 103 A | Middle Tenn. | 5 | 4 |
| 22 A | Liberty | 2 | 4 | | | | | 97 H | Buffalo | 8 | 4 | 103 A | Middle Tenn. | 4 | 12 |
| | | | | | | | | 97 H | Buffalo | 7 | 4 | 110 H | Pittsburgh | 4 | 1 |
| | | | | | | | | 97 H | Buffalo | 0 | 6 | 117 A | Bowling Green | 7 | 5 |
| | | | | | | | | | | | | 117 A | Bowling Green | 5 | 12 |
| | | | | | | | | | | | | 117 A | Bowling Green | 6 | 8 |
| | | | | | | | | | | | | 133 N | Michigan | 2 | 3 |
| | | | | | | | | | | | | 135 H | Miami (OH) | 13 | 4 |
| | | | | | | | | | | | | 135 H | Miami (OH) | 4 | 6 |
| | | | | | | | | | | | | 135 H | Miami (OH) | 4 | 2 |
| | | | | | | | | | | | | 178 A | Arizona | 1 | 7 |
| | | | | | | | | | | | | 178 A | Arizona | 1 | 13 |
| | | | | | | | | | | | | 178 A | Arizona | 14 | 5 |
| | | | | | | | | | | | | 185 N | Appalachian St. | 0 | 8 |
| | | | | | | | | | | | | 186 H | Toledo | 4 | 5 |
| | | | | | | | | | | | | 186 H | Toledo | 4 | 1 |
| | | | | | | | | | | | | 186 H | Toledo | 6 | 2 |
| | | | | | | | | | | | | 195 A | Winthrop | 9 | 4 |
| | | | | | | | | | | | | 195 A | Winthrop | 8 | 5 |
| | | | | | | | | | | | | 212 H | Penn St. | 4 | 1 |
| | | | | | | | | | | | | 259 H | Oakland | 16 | 5 |
| | | | | | | | | | | | | 259 H | Oakland | 16 | 1 |
| | | | | | | | | | | | | 271 A | Eastern Mich. | 1 | 2 |
| | | | | | | | | | | | | 271 A | Eastern Mich. | 6 | 1 |
| | | | | | | | | | | | | 271 A | Eastern Mich. | 10 | 2 |
| | | | | | | | | | | | | 292 A | Youngstown St. | 11 | 7 |
| LAST 15 GAMES | | | | | | | | | | | | | | | |
| | | | | 117 A | Bowling Green | 5 | 12 | 110 H | Pittsburgh | 4 | 1 | | | | |
| | | | | 117 A | Bowling Green | 6 | 8 | 135 H | Miami (OH) | 4 | 6 | | | | |
| | | | | 117 A | Bowling Green | 7 | 5 | 135 H | Miami (OH) | 13 | 4 | | | | |
| | | | | 212 H | Penn St. | 4 | 1 | | | | | | | | |
| | | | | 97 H | Buffalo | 7 | 4 | | | | | | | | |

Non-Div. I Games: Malone 7 6

Kent St.

Kent St.

| | | | | |
|----|---|---------|---|---|
| 97 | H | Buffalo | 8 | 4 |
| 97 | H | Buffalo | 0 | 6 |

Through Games Of April 27, 2014

| RPI | S | Opponent | Score | |
|-----|---|----------------|-------|---|
| 292 | A | Youngstown St. | 4 | 7 |
| 292 | H | Youngstown St. | 10 | 2 |
| 295 | A | Ohio | 5 | 3 |
| 295 | A | Ohio | 11 | 1 |
| 295 | A | Ohio | 18 | 2 |
| 299 | N | Coppin St. | 5 | 0 |
| 299 | N | Coppin St. | 11 | 1 |

Kent St.

K
e
n
t
S
t
.

K
e
n
t
S
t
.

| Average RPI Win: 207 | | WON-LOST | WINNING | LAST 15 | STRENGTH OF | | OPP. STRENGTH | TEAM | ADJ | CONF. | ADJ CONF. |
|-----------------------|-----------------|----------|-----------|-----------------|----------------|-------|--------------------|-------|-------------|--------------------|-----------|
| Average RPI Loss: 127 | | RECORD | PCT. RANK | GAMES | SCHEDULE | | OF SCHEDULE | RPI | RPI | RPI | RPI |
| DIV. I ONLY | | 27-17-0 | .61364 | 66 | 9-6-0 | | 214 | 176 | 129 | .51078 | 129 |
| DIV. I NON-CONF. | | 15-8-0 | .65217 | 55 | 2-1-0 | | 256 | 167 | 141 | .50577 | 140 |
| TOTALS | | RPI 1-25 | RPI 26-50 | | W-L RECORDS | | RPI 51-100 | | RPI 101-150 | | RPI 150+ |
| 27-17-0 | | 0-3-0 | 0-3-0 | | OVERALL | | 0-0-0 | | 6-2-0 | | 21-9-0 |
| 16-8-0 | | 0-3-0 | 0-0-0 | | HOME | | 0-0-0 | | 1-0-0 | | 15-5-0 |
| 11-9-0 | | 0-0-0 | 0-3-0 | | AWAY | | 0-0-0 | | 5-2-0 | | 6-4-0 |
| 0-0-0 | | 0-0-0 | 0-0-0 | | NEUTRAL | | 0-0-0 | | 0-0-0 | | 0-0-0 |
| 15-8-0 | | 0-3-0 | 0-0-0 | | NON-CONFERENCE | | 0-0-0 | | 2-0-0 | | 13-5-0 |
| 10-4-0 | | 0-3-0 | 0-0-0 | | HOME | | 0-0-0 | | 1-0-0 | | 9-1-0 |
| 5-4-0 | | 0-0-0 | 0-0- | | AWAY | | 0-0-0 | | 1-0-0 | | 4-4-0 |
| 0-0-0 | | 0-0-0 | 0-0-0 | | NEUTRAL | | 0-0-0 | | 0-0-0 | | 0-0-0 |
| 12-9-0 | | 0-0-0 | 0-3-0 | | CONFERENCE | | 0-0-0 | | 4-2-0 | | 8-4-0 |
| 6-4-0 | | 0-0-0 | 0-0-0 | | HOME | | 0-0-0 | | 0-0-0 | | 6-4-0 |
| 6-5-0 | | 0-0-0 | 0-3-0 | | AWAY | | 0-0-0 | | 4-2-0 | | 2-0-0 |
| 0-0-0 | | 0-0-0 | 0-0-0 | | NEUTRAL | | 0-0-0 | | 0-0-0 | | 0-0-0 |
| RPI S | Opponent | Score | RPI S | Opponent | Score | RPI S | Opponent | Score | RPI S | Opponent | Score |
| 4 H | Ole Miss | 1 2 | 44 A | Sam Houston St. | 1 2 | 102 A | Central Ark. | 6 0 | 102 A | Central Ark. | 0 3 |
| 4 H | Ole Miss | 3 8 | 44 A | Sam Houston St. | 1 4 | 102 A | Central Ark. | 7 4 | 102 A | Central Ark. | 3 11 |
| 15 H | LSU | 3 7 | 44 A | Sam Houston St. | 3 5 | 132 A | A&M-Corpus Christi | 5 3 | 132 A | A&M-Corpus Christi | 4 2 |
| | | | | | | 148 A | South Ala. | 5 0 | 148 H | South Ala. | 9 3 |
| | | | | | | 156 A | La.-Monroe | 2 3 | 156 A | La.-Monroe | 13 4 |
| | | | | | | 156 A | La.-Monroe | 5 6 | 156 A | La.-Monroe | 3 5 |
| | | | | | | 156 H | Lamar | 4 2 | 156 H | Lamar | 7 6 |
| | | | | | | 156 H | Lamar | 2 1 | 162 H | Sacred Heart | 6 2 |
| | | | | | | 162 H | Sacred Heart | 0 2 | 162 H | Sacred Heart | 6 3 |
| | | | | | | 172 A | Tulane | 5 1 | 172 H | Tulane | 13 6 |
| | | | | | | 172 H | Tulane | 0 6 | 180 H | Houston Baptist | 1 7 |
| | | | | | | 180 H | Houston Baptist | 1 2 | 180 H | Houston Baptist | 4 2 |
| | | | | | | 226 A | Louisiana Tech | 15 6 | 226 A | Louisiana Tech | 5 3 |
| | | | | | | 260 A | New Orleans | 10 3 | 260 A | New Orleans | |
| | | | | | | 260 A | New Orleans | | | | |
| LAST 15 GAMES | | | | | | | | | | | |
| 44 A | Sam Houston St. | 1 4 | 148 A | South Ala. | 5 0 | 226 A | Louisiana Tech | 1 2 | 260 A | New Orleans | |
| 44 A | Sam Houston St. | 3 5 | 274 H | Incarinate Word | 5 4 | 226 A | Louisiana Tech | 4 2 | | | |
| 44 A | Sam Houston St. | 1 2 | 274 H | Incarinate Word | 3 5 | 226 A | Louisiana Tech | 15 6 | | | |
| 275 A | Jackson St. | 6 12 | | | | 260 A | New Orleans | 5 3 | | | |
| 260 A | New Orleans | 5 3 | | | | 260 A | New Orleans | 10 3 | | | |

Non-Div. I Games:

Southeastern La.

| | | |
|-------------------|----|---|
| 260 H New Orleans | 2 | 1 |
| 260 A New Orleans | 10 | 3 |

| RPI | S | Opponent | Score | |
|-----|---|-------------------|-------|----|
| 260 | H | New Orleans | 2 | 1 |
| 274 | H | Incarnate Word | 3 | 5 |
| 274 | H | Incarnate Word | 5 | 4 |
| 274 | H | Incarnate Word | 3 | 0 |
| 275 | A | Jackson St. | 6 | 12 |
| 275 | H | Jackson St. | 3 | 2 |
| 287 | H | George Washington | 9 | 3 |
| 287 | H | George Washington | 6 | 1 |
| 287 | H | George Washington | 14 | 9 |
| 296 | H | Alcorn | 20 | 4 |
| 300 | H | Grambling | 13 | 0 |

Southeastern La.

S
o
u
t
h
e
a
s
t
e
r
n
L
a
.

S
o
u
t
h
e
a
s
t
e
r
n
L
a
.

B
u
c
k
n
e
l
l

Bucknell

| | | | | |
|-----|---|-----------|---|---|
| 246 | A | Lafayette | 5 | 4 |
| 246 | A | Lafayette | 4 | 1 |

| RPI | S | Opponent | Score | |
|-----|---|----------|-------|---|
| 248 | H | Lehigh | 9 | 1 |
| 248 | H | Lehigh | 2 | 4 |
| 248 | H | Lehigh | 7 | 3 |
| 261 | H | Navy | 1 | 0 |
| 261 | H | Navy | 4 | 1 |
| 261 | H | Navy | 2 | 1 |
| 261 | H | Navy | 5 | 2 |
| 277 | N | Niagara | 1 | 2 |
| 277 | N | Niagara | 9 | 2 |
| 277 | N | Niagara | 4 | 2 |
| 277 | N | Niagara | 6 | 5 |
| 290 | N | Iona | 9 | 5 |

B
u
c
k
n
e
l
l

B
u
c
k
n
e
l
l

| Average RPI Win: | | 207 | WON-LOST RECORD | | WINNING PCT. RANK | LAST 15 GAMES | | STRENGTH OF SCHEDULE | | OPP. STRENGTH OF SCHEDULE | TEAM RPI | ADJ RPI | | CONF. RPI | ADJ CONF. RPI | | | | |
|-------------------|---|------------|-----------------|---------------|-------------------|------------------|--------|----------------------|-----|---------------------------|----------|--------------|-----|-----------|---------------|------------------|--|----|---|
| Average RPI Loss: | | 158 | | | | | | | | | | | | | | | | | |
| DIV. I ONLY | | | 33-12-0 | | .73333 | 15 | 10-5-0 | | 292 | 130 | 131 | .51044 | 131 | 21 | 21 | | | | |
| DIV. I NON-CONF. | | | 17-4-0 | | .80952 | 16 | 2-2-0 | | 297 | 70 | 73 | .53054 | 73 | 22 | 22 | | | | |
| TOTALS | | RPI 1-25 | | RPI 26-50 | | W-L RECORDS | | RPI 51-100 | | RPI 101-150 | | RPI 150+ | | | | | | | |
| 33-12-0 | | 0-2-0 | | 0-1-0 | | OVERALL | | 0-0-0 | | 9-1-0 | | 24-8-0 | | | | | | | |
| 20-5-0 | | 0-0-0 | | 0-1-0 | | HOME | | 0-0-0 | | 6-0-0 | | 14-4-0 | | | | | | | |
| 13-7-0 | | 0-2-0 | | 0-0-0 | | AWAY | | 0-0-0 | | 3-1-0 | | 10-4-0 | | | | | | | |
| 0-0-0 | | 0-0-0 | | 0-0-0 | | NEUTRAL | | 0-0-0 | | 0-0-0 | | 0-0-0 | | | | | | | |
| 17-4-0 | | 0-2-0 | | 0-1-0 | | NON-CONFERENCE | | 0-0-0 | | 6-1-0 | | 11-0-0 | | | | | | | |
| 12-1-0 | | 0-0-0 | | 0-1-0 | | HOME | | 0-0-0 | | 3-0-0 | | 9-0-0 | | | | | | | |
| 5-3-0 | | 0-2-0 | | 0-0- | | AWAY | | 0-0-0 | | 3-1-0 | | 2-0-0 | | | | | | | |
| 0-0-0 | | 0-0-0 | | 0-0-0 | | NEUTRAL | | 0-0-0 | | 0-0-0 | | 0-0-0 | | | | | | | |
| 16-8-0 | | 0-0-0 | | 0-0-0 | | CONFERENCE | | 0-0-0 | | 3-0-0 | | 13-8-0 | | | | | | | |
| 8-4-0 | | 0-0-0 | | 0-0-0 | | HOME | | 0-0-0 | | 3-0-0 | | 5-4-0 | | | | | | | |
| 8-4-0 | | 0-0-0 | | 0-0-0 | | AWAY | | 0-0-0 | | 0-0-0 | | 8-4-0 | | | | | | | |
| 0-0-0 | | 0-0-0 | | 0-0-0 | | NEUTRAL | | 0-0-0 | | 0-0-0 | | 0-0-0 | | | | | | | |
| RPI | S | Opponent | | Score | | RPI | S | Opponent | | Score | | RPI | S | Opponent | | Score | | | |
| 8 | A | Vanderbilt | | 0 | 4 | 28 | H | Tennessee | | 1 | 10 | | | 103 | A | Middle Tenn. | | 9 | 5 |
| 16 | A | Kentucky | | 13 | 15 | | | | | | | | | 103 | H | Middle Tenn. | | 10 | 3 |
| | | | | | | | | | | | | | | 135 | H | Miami (OH) | | 4 | 1 |
| | | | | | | | | | | | | | | 135 | H | Miami (OH) | | 13 | 5 |
| | | | | | | | | | | | | | | 144 | H | Jacksonville St. | | 11 | 8 |
| | | | | | | | | | | | | | | 144 | H | Jacksonville St. | | 15 | 4 |
| | | | | | | | | | | | | | | 144 | H | Jacksonville St. | | 8 | 7 |
| | | | | | | | | | | | | | | 148 | A | South Ala. | | 3 | 6 |
| | | | | | | | | | | | | | | 148 | A | South Ala. | | 5 | 4 |
| | | | | | | | | | | | | | | 148 | A | South Ala. | | 5 | 4 |
| | | | | | | | | | | | | | | 159 | H | Lipscomb | | 10 | 9 |
| | | | | | | | | | | | | | | 160 | H | Eastern Ky. | | 5 | 8 |
| | | | | | | | | | | | | | | 160 | H | Eastern Ky. | | 4 | 0 |
| | | | | | | | | | | | | | | 160 | H | Eastern Ky. | | 11 | 1 |
| | | | | | | | | | | | | | | 165 | A | Eastern Ill. | | 8 | 3 |
| | | | | | | | | | | | | | | 165 | A | Eastern Ill. | | 4 | 6 |
| | | | | | | | | | | | | | | 165 | A | Eastern Ill. | | 4 | 0 |
| | | | | | | | | | | | | | | 183 | A | Morehead St. | | 15 | 0 |
| | | | | | | | | | | | | | | 183 | A | Morehead St. | | 8 | 9 |
| | | | | | | | | | | | | | | 183 | A | Morehead St. | | 17 | 8 |
| | | | | | | | | | | | | | | 213 | H | Austin Peay | | 4 | 7 |
| | | | | | | | | | | | | | | 213 | H | Austin Peay | | 16 | 9 |
| | | | | | | | | | | | | | | 213 | H | Austin Peay | | 6 | 9 |
| | | | | | | | | | | | | | | 221 | A | SIU Edwardsville | | 1 | 3 |
| | | | | | | | | | | | | | | 221 | A | SIU Edwardsville | | 8 | 5 |
| | | | | | | | | | | | | | | 221 | A | SIU Edwardsville | | 10 | 6 |
| | | | | | | | | | | | | | | 227 | H | Northwestern | | 12 | 2 |
| | | | | LAST 15 GAMES | | | | | | | | | | | | | | | |
| | | | | 244 | A | Murray St. | | 10 | 5 | 281 | H | Alabama A&M | | 7 | 1 | | | | |
| | | | | 244 | A | Murray St. | | 3 | 6 | 165 | A | Eastern Ill. | | 8 | 3 | | | | |
| | | | | 244 | A | Murray St. | | 5 | 1 | 165 | A | Eastern Ill. | | 4 | 6 | | | | |
| | | | | 16 | A | Kentucky | | 13 | 15 | | | | | | | | | | |
| | | | | 144 | H | Jacksonville St. | | 11 | 8 | | | | | | | | | | |

Non-Div. I Games: Berea 6 2

Tennessee Tech

| | | |
|------------------------|----|---|
| 144 H Jacksonville St. | 15 | 4 |
| 144 H Jacksonville St. | 8 | 7 |

| RPI | S | Opponent | Score | |
|-----|---|---------------|-------|---|
| 227 | H | Northwestern | 11 | 7 |
| 227 | H | Northwestern | 8 | 6 |
| 244 | A | Murray St. | 3 | 6 |
| 244 | A | Murray St. | 10 | 5 |
| 244 | A | Murray St. | 5 | 1 |
| 264 | A | UNC Asheville | 15 | 6 |
| 281 | A | Alabama A&M | 5 | 2 |
| 281 | H | Alabama A&M | 7 | 1 |
| 291 | H | UT Martin | 2 | 0 |
| 291 | H | UT Martin | 5 | 7 |
| 291 | H | UT Martin | 14 | 5 |
| 301 | H | NYIT | 11 | 2 |
| 301 | H | NYIT | 13 | 1 |
| 301 | H | NYIT | 12 | 1 |
| 301 | H | NYIT | 19 | 3 |

| Average RPI Win: | | 165 | WON-LOST RECORD | | WINNING PCT. RANK | | LAST 15 GAMES | | STRENGTH OF SCHEDULE | | OPP. STRENGTH OF SCHEDULE | | TEAM RPI | | ADJ RPI | | CONF. RPI | | ADJ CONF. RPI | | | | |
|------------------|---|----------|-----------------|---------------|-------------------|-----|---------------|------------------|----------------------|-------|---------------------------|------------|----------|-----------------|---------|-------------|-----------|-----|---------------|-------------------|--|-------|----|
| DIV. I ONLY | | | 24-20-0 | | .54545 | 119 | | 9-5-0 | | 169 | | 95 | | 132 | | .5102 | | 132 | | 15 | | 17 | |
| DIV. I NON-CONF. | | | 10-13-0 | | .43478 | 190 | | 1-1-0 | | 184 | | 57 | | 181 | | .48716 | | 181 | | 18 | | 18 | |
| TOTALS | | RPI 1-25 | | RPI 26-50 | | | | W-L RECORDS | | | | RPI 51-100 | | | | RPI 101-150 | | | | RPI 150+ | | | |
| 24-20-0 | | 0-4-0 | | 0-0-0 | | | | OVERALL | | | | 2-2-0 | | | | 10-7-0 | | | | 12-7-0 | | | |
| 10-12-0 | | 0-1-0 | | 0-0-0 | | | | HOME | | | | 2-1-0 | | | | 4-6-0 | | | | 4-4-0 | | | |
| 14-8-0 | | 0-3-0 | | 0-0-0 | | | | AWAY | | | | 0-1-0 | | | | 6-1-0 | | | | 8-3-0 | | | |
| 0-0-0 | | 0-0-0 | | 0-0-0 | | | | NEUTRAL | | | | 0-0-0 | | | | 0-0-0 | | | | 0-0-0 | | | |
| 10-13-0 | | 0-4-0 | | 0-0-0 | | | | NON-CONFERENCE | | | | 0-1-0 | | | | 4-4-0 | | | | 6-4-0 | | | |
| 4-6-0 | | 0-1-0 | | 0-0-0 | | | | HOME | | | | 0-0-0 | | | | 1-3-0 | | | | 3-2-0 | | | |
| 6-7-0 | | 0-3-0 | | 0-0- | | | | AWAY | | | | 0-1-0 | | | | 3-1-0 | | | | 3-2-0 | | | |
| 0-0-0 | | 0-0-0 | | 0-0-0 | | | | NEUTRAL | | | | 0-0-0 | | | | 0-0-0 | | | | 0-0-0 | | | |
| 14-7-0 | | 0-0-0 | | 0-0-0 | | | | CONFERENCE | | | | 2-1-0 | | | | 6-3-0 | | | | 6-3-0 | | | |
| 6-6-0 | | 0-0-0 | | 0-0-0 | | | | HOME | | | | 2-1-0 | | | | 3-3-0 | | | | 1-2-0 | | | |
| 8-1-0 | | 0-0-0 | | 0-0-0 | | | | AWAY | | | | 0-0-0 | | | | 3-0-0 | | | | 5-1-0 | | | |
| 0-0-0 | | 0-0-0 | | 0-0-0 | | | | NEUTRAL | | | | 0-0-0 | | | | 0-0-0 | | | | 0-0-0 | | | |
| RPI | S | Opponent | | Score | | RPI | S | Opponent | | Score | | RPI | S | Opponent | | Score | | RPI | S | Opponent | | Score | |
| 7 | A | Rice | | 10 | 12 | | | | | | | 72 | H | Oral Roberts | | 7 | 2 | 102 | H | Central Ark. | | 9 | 4 |
| 9 | A | Houston | | 0 | 10 | | | | | | | 72 | H | Oral Roberts | | 6 | 17 | 102 | H | Central Ark. | | 2 | 4 |
| 13 | H | TCU | | 4 | 7 | | | | | | | 72 | H | Oral Roberts | | 4 | 1 | 102 | H | Central Ark. | | 6 | 3 |
| 14 | A | Texas | | 0 | 10 | | | | | | | 77 | A | Texas St. | | 4 | 6 | 116 | A | Northwestern St. | | 4 | 3 |
| | | | | | | | | | | | | | | | | | | 116 | A | Northwestern St. | | 7 | 5 |
| | | | | | | | | | | | | | | | | | | 116 | A | Northwestern St. | | 5 | 3 |
| | | | | | | | | | | | | | | | | | | 123 | A | UTSA | | 6 | 1 |
| | | | | | | | | | | | | | | | | | | 123 | H | UTSA | | 2 | 10 |
| | | | | | | | | | | | | | | | | | | 123 | H | UTSA | | 3 | 8 |
| | | | | | | | | | | | | | | | | | | 129 | H | Southeastern La. | | 3 | 5 |
| | | | | | | | | | | | | | | | | | | 129 | H | Southeastern La. | | 2 | 4 |
| | | | | | | | | | | | | | | | | | | 129 | H | Southeastern La. | | 11 | 3 |
| | | | | | | | | | | | | | | | | | | 143 | A | Texas-Arlington | | 7 | 3 |
| | | | | | | | | | | | | | | | | | | 143 | A | Texas-Arlington | | 2 | 11 |
| | | | | | | | | | | | | | | | | | | 143 | A | Texas-Arlington | | 6 | 3 |
| | | | | | | | | | | | | | | | | | | 147 | H | BYU | | 3 | 1 |
| | | | | | | | | | | | | | | | | | | 147 | H | BYU | | 2 | 10 |
| | | | | | | | | | | | | | | | | | | 162 | H | Stephen F. Austin | | 9 | 8 |
| | | | | | | | | | | | | | | | | | | 162 | H | Stephen F. Austin | | 6 | 7 |
| | | | | | | | | | | | | | | | | | | 162 | H | Stephen F. Austin | | 10 | 12 |
| | | | | | | | | | | | | | | | | | | 180 | A | Houston Baptist | | 8 | 9 |
| | | | | | | | | | | | | | | | | | | 180 | A | Houston Baptist | | 14 | 1 |
| | | | | | | | | | | | | | | | | | | 180 | A | Houston Baptist | | 11 | 1 |
| | | | | | | | | | | | | | | | | | | 210 | A | Tex.-Pan American | | 15 | 7 |
| | | | | | | | | | | | | | | | | | | 210 | A | Tex.-Pan American | | 10 | 0 |
| | | | | | | | | | | | | | | | | | | 210 | A | Tex.-Pan American | | 1 | 11 |
| | | | | | | | | | | | | | | | | | | 210 | A | Tex.-Pan American | | 2 | 3 |
| | | | | LAST 15 GAMES | | | | | | | | | | | | | | | | | | | |
| | | | | | | 72 | H | Oral Roberts | | 6 | 17 | 180 | A | Houston Baptist | | 8 | 9 | | | | | | |
| | | | | | | 72 | H | Oral Roberts | | 4 | 1 | 180 | A | Houston Baptist | | 14 | 1 | | | | | | |
| | | | | | | 72 | H | Oral Roberts | | 7 | 2 | 123 | H | UTSA | | 2 | 10 | | | | | | |
| | | | | | | 116 | A | Northwestern St. | | 4 | 3 | | | | | | | | | | | | |
| | | | | | | 116 | A | Northwestern St. | | 5 | 3 | | | | | | | | | | | | |

Non-Div. I Games: Houston-Victoria 3 2

A&M-Corpus Christi

| | | |
|------------------------|----|---|
| 116 A Northwestern St. | 7 | 5 |
| 180 A Houston Baptist | 11 | 1 |

| RPI | S | Opponent | Score | |
|-----|---|-------------------|-------|---|
| 210 | A | Tex.-Pan American | 6 | 4 |
| 210 | H | Tex.-Pan American | 12 | 5 |
| 210 | H | Tex.-Pan American | 8 | 7 |
| 225 | H | Valparaiso | 1 | 5 |
| 225 | H | Valparaiso | 0 | 4 |
| 225 | H | Valparaiso | 7 | 4 |
| 260 | A | New Orleans | 3 | 2 |
| 260 | A | New Orleans | 1 | 0 |
| 260 | A | New Orleans | 3 | 2 |

A&M-Corpus Christi
r
i
s
t
i

A
&
M
-
C
o
r
p
u
s
C
h
r
i
s
t
i

[illegible]

Non-Div. I Games:

Michigan

| | | |
|--------------|---|---|
| 197 A Purdue | 2 | 6 |
| 197 A Purdue | 7 | 6 |

M
i
c
h
i
g
a
n

M
i
c
h
i
g
a
n

| | | | | | | | | | | | | | |
|-------------------|------------|-----------|-----------|----------------|---------------|---------------|----------------|-------------|------------|-----------|-----------------|----|----|
| Average RPI Win: | 145 | WON-LOST | WINNING | LAST 15 | STRENGTH OF | OPP. STRENGTH | TEAM | ADJ | CONF. | ADJ CONF. | | | |
| Average RPI Loss: | 109 | RECORD | PCT. RANK | GAMES | SCHEDULE | OF SCHEDULE | RPI | RPI | RPI | RPI | | | |
| DIV. I ONLY | | 22-21-0 | .51163 | 140 | 6-9-0 | 99 | 106 | 134 | .50944 | 134 | 9 | 9 | |
| DIV. I NON-CONF. | | 12-7-0 | .63158 | 65 | 0-3-0 | 98 | 215 | 81 | .52558 | 81 | 10 | 10 | |
| <hr/> | | | | | | | | | | | | | |
| TOTALS | RPI 1-25 | RPI 26-50 | | W-L RECORDS | | RPI 51-100 | | RPI 101-150 | | RPI 150+ | | | |
| 22-21-0 | 2-5-0 | 0-0-0 | | OVERALL | | 4-5-0 | | 3-4-0 | | 13-7-0 | | | |
| 15-11-0 | 0-1-0 | 0-0-0 | | HOME | | 2-4-0 | | 2-1-0 | | 11-5-0 | | | |
| 7-10-0 | 2-4-0 | 0-0-0 | | AWAY | | 2-1-0 | | 1-3-0 | | 2-2-0 | | | |
| 0-0-0 | 0-0-0 | 0-0-0 | | NEUTRAL | | 0-0-0 | | 0-0-0 | | 0-0-0 | | | |
| 12-7-0 | 2-2-0 | 0-0-0 | | NON-CONFERENCE | | 0-0-0 | | 2-2-0 | | 8-3-0 | | | |
| 9-5-0 | 0-1-0 | 0-0-0 | | HOME | | 0-0-0 | | 2-1-0 | | 7-3-0 | | | |
| 3-2-0 | 2-1-0 | 0-0- | | AWAY | | 0-0-0 | | 0-1-0 | | 1-0-0 | | | |
| 0-0-0 | 0-0-0 | 0-0-0 | | NEUTRAL | | 0-0-0 | | 0-0-0 | | 0-0-0 | | | |
| 10-14-0 | 0-3-0 | 0-0-0 | | CONFERENCE | | 4-5-0 | | 1-2-0 | | 5-4-0 | | | |
| 6-6-0 | 0-0-0 | 0-0-0 | | HOME | | 2-4-0 | | 0-0-0 | | 4-2-0 | | | |
| 4-8-0 | 0-3-0 | 0-0-0 | | AWAY | | 2-1-0 | | 1-2-0 | | 1-2-0 | | | |
| 0-0-0 | 0-0-0 | 0-0-0 | | NEUTRAL | | 0-0-0 | | 0-0-0 | | 0-0-0 | | | |
| <hr/> | | | | | | | | | | | | | |
| RPI S | Opponent | Score | | RPI S | Opponent | Score | | RPI S | Opponent | Score | | | |
| 3 A | Florida | 5 | 4 | | | 63 H | East Carolina | 4 | 6 | 105 A | FGCU | 0 | 1 |
| 7 A | Rice | 1 | 14 | | | 63 H | East Carolina | 4 | 3 | 115 H | St. John's (NY) | 11 | 1 |
| 7 A | Rice | 0 | 2 | | | 63 H | East Carolina | 1 | 2 | 115 H | St. John's (NY) | 3 | 4 |
| 7 A | Rice | 2 | 3 | | | 66 A | FIU | 0 | 6 | 115 H | St. John's (NY) | 5 | 4 |
| 18 A | Miami (FL) | 5 | 2 | | | 66 A | FIU | 13 | 5 | 123 A | UTSA | 0 | 6 |
| 18 A | Miami (FL) | 1 | 2 | | | 66 A | FIU | 6 | 1 | 123 A | UTSA | 3 | 0 |
| 18 H | Miami (FL) | 9 | 10 | | | 67 H | Southern Miss. | 2 | 5 | 123 A | UTSA | 4 | 6 |
| | | | | | | 67 H | Southern Miss. | 0 | 2 | 151 H | Boston College | 3 | 2 |
| | | | | | | 67 H | Southern Miss. | 3 | 1 | 151 H | Boston College | 6 | 2 |
| | | | | | | | | | | 169 H | Charlotte | 8 | 0 |
| | | | | | | | | | | 169 H | Charlotte | 1 | 11 |
| | | | | | | | | | | 169 H | Charlotte | 3 | 2 |
| | | | | | | | | | | 182 A | North Florida | 2 | 1 |
| | | | | | | | | | | 188 A | Marshall | 0 | 5 |
| | | | | | | | | | | 188 A | Marshall | 17 | 3 |
| | | | | | | | | | | 188 A | Marshall | 3 | 7 |
| | | | | | | | | | | 203 H | Notre Dame | 2 | 9 |
| | | | | | | | | | | 203 H | Notre Dame | 16 | 6 |
| | | | | | | | | | | 203 H | Notre Dame | 13 | 3 |
| | | | | | | | | | | 226 H | Louisiana Tech | 2 | 3 |
| | | | | | | | | | | 226 H | Louisiana Tech | 3 | 1 |
| | | | | | | | | | | 226 H | Louisiana Tech | 3 | 2 |
| | | | | | | | | | | 228 H | Monmouth | 1 | 5 |
| | | | | | | | | | | 228 H | Monmouth | 4 | 0 |
| | | | | | | | | | | 228 H | Monmouth | 6 | 5 |
| | | | | | | | | | | 240 H | Maine | 2 | 3 |
| | | | | | | | | | | 240 H | Maine | 15 | 6 |
| <hr/> | | | | | | | | | | | | | |
| LAST 15 GAMES | | | | | | | | | | | | | |
| | | | | 63 H | East Carolina | 1 | 2 | 18 A | Miami (FL) | 1 | 2 | | |
| | | | | 63 H | East Carolina | 4 | 6 | 169 H | Charlotte | 1 | 11 | | |
| | | | | 63 H | East Carolina | 4 | 3 | 169 H | Charlotte | 8 | 0 | | |
| | | | | 18 H | Miami (FL) | 9 | 10 | | | | | | |
| | | | | 66 A | FIU | 6 | 1 | | | | | | |

Non-Div. I Games:

Fla. Atlantic

| | | |
|----------|----|---|
| 66 A FIU | 13 | 5 |
| 66 A FIU | 0 | 6 |

F
l
a
.
A
t
l
a
n
t
i
c

F
l
a
.
A
t
l
a
n
t
i
c

| Average RPI Win: | | 171 | WON-LOST RECORD | | WINNING PCT. RANK | | LAST 15 GAMES | | STRENGTH OF SCHEDULE | | OPP. STRENGTH OF SCHEDULE | | TEAM RPI | | ADJ RPI | | CONF. RPI | | ADJ CONF. RPI | | | | |
|---------------------|---|------------|-----------------|-----------|-------------------|----------------|---------------|------------|----------------------|-------------|---------------------------|-------------------|----------|----------------|---------|-------|-----------|-----|---------------|----|--|--|--|
| DIV. I ONLY | | | 20-23-0 | | .46512 | 166 | 9-6-0 | | 74 | | 252 | | 135 | | .50846 | | 135 | 20 | | 20 | | | |
| DIV. I NON-CONF. | | | 10-15-0 | | .4 | 207 | 2-3-0 | | 22 | | 238 | | 103 | | .51938 | | 103 | 15 | | 15 | | | |
| TOTALS | | RPI 1-25 | | RPI 26-50 | | W-L RECORDS | | RPI 51-100 | | RPI 101-150 | | RPI 150+ | | | | | | | | | | | |
| 20-23-0 | | 1-2-0 | | 0-0-0 | | OVERALL | | 4-4-0 | | 2-9-0 | | 13-8-0 | | | | | | | | | | | |
| 10-7-0 | | 0-0-0 | | 0-0-0 | | HOME | | 1-0-0 | | 1-1-0 | | 8-6-0 | | | | | | | | | | | |
| 9-16-0 | | 1-2-0 | | 0-0-0 | | AWAY | | 2-4-0 | | 1-8-0 | | 5-2-0 | | | | | | | | | | | |
| 1-0-0 | | 0-0-0 | | 0-0-0 | | NEUTRAL | | 1-0-0 | | 0-0-0 | | 0-0-0 | | | | | | | | | | | |
| 10-15-0 | | 1-2-0 | | 0-0-0 | | NON-CONFERENCE | | 4-4-0 | | 1-4-0 | | 4-5-0 | | | | | | | | | | | |
| 4-4-0 | | 0-0-0 | | 0-0-0 | | HOME | | 1-0-0 | | 1-1-0 | | 2-3-0 | | | | | | | | | | | |
| 5-11-0 | | 1-2-0 | | 0-0- | | AWAY | | 2-4-0 | | 0-3-0 | | 2-2-0 | | | | | | | | | | | |
| 1-0-0 | | 0-0-0 | | 0-0-0 | | NEUTRAL | | 1-0-0 | | 0-0-0 | | 0-0-0 | | | | | | | | | | | |
| 10-8-0 | | 0-0-0 | | 0-0-0 | | CONFERENCE | | 0-0-0 | | 1-5-0 | | 9-3-0 | | | | | | | | | | | |
| 6-3-0 | | 0-0-0 | | 0-0-0 | | HOME | | 0-0-0 | | 0-0-0 | | 6-3-0 | | | | | | | | | | | |
| 4-5-0 | | 0-0-0 | | 0-0-0 | | AWAY | | 0-0-0 | | 1-5-0 | | 3-0-0 | | | | | | | | | | | |
| 0-0-0 | | 0-0-0 | | 0-0-0 | | NEUTRAL | | 0-0-0 | | 0-0-0 | | 0-0-0 | | | | | | | | | | | |
| RPI | S | Opponent | | Score | | RPI | S | Opponent | | Score | | RPI | S | Opponent | | Score | | | | | | | |
| 23 | A | Louisville | | 6 4 | | | | | | | | 101 | A | Central Mich. | | 1 2 | | | | | | | |
| 23 | A | Louisville | | 0 9 | | | | | | | | 101 | A | Central Mich. | | 4 8 | | | | | | | |
| 23 | A | Louisville | | 1 10 | | | | | | | | 101 | A | Central Mich. | | 1 4 | | | | | | | |
| | | | | | | | | | | | | 103 | A | Middle Tenn. | | 3 4 | | | | | | | |
| | | | | | | | | | | | | 104 | H | Xavier | | 5 6 | | | | | | | |
| | | | | | | | | | | | | 104 | H | Xavier | | 14 9 | | | | | | | |
| | | | | | | | | | | | | 128 | A | Kent St. | | 2 4 | | | | | | | |
| | | | | | | | | | | | | 128 | A | Kent St. | | 6 4 | | | | | | | |
| | | | | | | | | | | | | 128 | A | Kent St. | | 4 13 | | | | | | | |
| | | | | | | | | | | | | 131 | A | Tennessee Tech | | 1 4 | | | | | | | |
| | | | | | | | | | | | | 131 | A | Tennessee Tech | | 5 13 | | | | | | | |
| | | | | | | | | | | | | 159 | A | Lipscomb | | 9 3 | | | | | | | |
| | | | | | | | | | | | | 160 | A | Eastern Ky. | | 6 3 | | | | | | | |
| | | | | | | | | | | | | 160 | H | Eastern Ky. | | 5 7 | | | | | | | |
| | | | | | | | | | | | | 186 | H | Toledo | | 5 13 | | | | | | | |
| | | | | | | | | | | | | 186 | H | Toledo | | 5 3 | | | | | | | |
| | | | | | | | | | | | | 186 | H | Toledo | | 1 0 | | | | | | | |
| | | | | | | | | | | | | 193 | H | Akron | | 5 3 | | | | | | | |
| | | | | | | | | | | | | 193 | H | Akron | | 5 7 | | | | | | | |
| | | | | | | | | | | | | 193 | H | Akron | | 6 0 | | | | | | | |
| | | | | | | | | | | | | 204 | A | Cincinnati | | 7 8 | | | | | | | |
| | | | | | | | | | | | | 204 | H | Cincinnati | | 4 7 | | | | | | | |
| | | | | | | | | | | | | 205 | A | Belmont | | 8 9 | | | | | | | |
| | | | | | | | | | | | | 217 | H | Western Mich. | | 7 6 | | | | | | | |
| | | | | | | | | | | | | 217 | H | Western Mich. | | 1 2 | | | | | | | |
| | | | | | | | | | | | | 217 | H | Western Mich. | | 11 3 | | | | | | | |
| | | | | | | | | | | | | 222 | H | Dayton | | 8 4 | | | | | | | |
| | | | | | | | | | | | | | | | | | | | | | | | |
| LAST 15 GAMES | | | | | | | | | | | | | | | | | | | | | | | |
| 186 H Toledo | | | | | | 5 3 | | | | | | 160 H Eastern Ky. | | | | | | 5 7 | | | | | |
| 186 H Toledo | | | | | | 5 13 | | | | | | 160 A Eastern Ky. | | | | | | 6 3 | | | | | |
| 186 H Toledo | | | | | | 1 0 | | | | | | 128 A Kent St. | | | | | | 6 4 | | | | | |
| 222 H Dayton | | | | | | 2 10 | | | | | | | | | | | | | | | | | |
| 271 A Eastern Mich. | | | | | | 9 7 | | | | | | | | | | | | | | | | | |

Non-Div. I Games:

Miami (OH)

| | | | | |
|-----|---|---------------|---|---|
| 271 | A | Eastern Mich. | 8 | 2 |
| 271 | A | Eastern Mich. | 3 | 1 |

| RPI | S | Opponent | Score | |
|-----|---|---------------|-------|----|
| 222 | H | Dayton | 2 | 10 |
| 242 | H | Northern Ky. | 7 | 6 |
| 271 | A | Eastern Mich. | 8 | 2 |
| 271 | A | Eastern Mich. | 3 | 1 |
| 271 | A | Eastern Mich. | 9 | 7 |

Miami (OH)

M
i
a
m
i
(
O
H
)

M
i
a
m
i
(
O
H
)

| Average RPI Win: 232 | | WON-LOST RECORD | WINNING PCT. RANK | LAST 15 GAMES | STRENGTH OF SCHEDULE | OPP. STRENGTH OF SCHEDULE | TEAM RPI | ADJ RPI | CONF. RPI | ADJ CONF. RPI | | |
|-----------------------|---|--------------------|----------------------|------------------|-------------------------|------------------------------|------------------|------------|--------------|-------------------------|-------|----------|
| Average RPI Loss: 164 | | | | | | | | | | | | |
| DIV. I ONLY | | 31-13-0 | .70455 | 25 | 11-1-0 | 272 | 226 | 136 | .50796 | 136 | 23 | 23 |
| DIV. I NON-CONF. | | 17-8-0 | .68 | 43 | 2-0-0 | 290 | 232 | 154 | .49852 | 154 | 28 | 28 |
| <hr/> | | | | | | | | | | | | |
| TOTALS | | RPI 1-25 | | RPI 26-50 | | W-L RECORDS | | RPI 51-100 | | RPI 101-150 | | RPI 150+ |
| 31-13-0 | | 0-0-0 | | 0-0-0 | | OVERALL | | 1-4-0 | | 4-3-0 | | 27-6-0 |
| 11-6-0 | | 0-0-0 | | 0-0-0 | | HOME | | 0-1-0 | | 2-2-0 | | 10-3-0 |
| 9-5-0 | | 0-0-0 | | 0-0-0 | | AWAY | | 1-3-0 | | 1-0-0 | | 7-2-0 |
| 11-2-0 | | 0-0-0 | | 0-0-0 | | NEUTRAL | | 0-0-0 | | 1-1-0 | | 10-1-0 |
| <hr/> | | | | | | | | | | | | |
| 17-8-0 | | 0-0-0 | | 0-0-0 | | NON-CONFERENCE | | 1-4-0 | | 2-1-0 | | 14-3-0 |
| 4-2-0 | | 0-0-0 | | 0-0-0 | | HOME | | 0-1-0 | | 0-0-0 | | 4-1-0 |
| 2-4-0 | | 0-0-0 | | 0-0- | | AWAY | | 1-3-0 | | 1-0-0 | | 0-1-0 |
| 11-2-0 | | 0-0-0 | | 0-0-0 | | NEUTRAL | | 0-0-0 | | 1-1-0 | | 10-1-0 |
| <hr/> | | | | | | | | | | | | |
| 15-5-0 | | 0-0-0 | | 0-0-0 | | CONFERENCE | | 0-0-0 | | 2-2-0 | | 13-3-0 |
| 8-4-0 | | 0-0-0 | | 0-0-0 | | HOME | | 0-0-0 | | 2-2-0 | | 6-2-0 |
| 7-1-0 | | 0-0-0 | | 0-0-0 | | AWAY | | 0-0-0 | | 0-0-0 | | 7-1-0 |
| 0-0-0 | | 0-0-0 | | 0-0-0 | | NEUTRAL | | 0-0-0 | | 0-0-0 | | 0-0-0 |
| RPI | S | Opponent | Score | RPI | S | Opponent | Score | RPI | S | Opponent | Score | |
| | | | | | | | | | | | | |
| | | | | | | 52 H Columbia | 0 4 | | | 125 N Towson | 1 3 | |
| | | | | | | 71 A William & Mary | 4 2 | | | 130 H Bucknell | 1 3 | |
| | | | | | | 71 A William & Mary | 3 21 | | | 130 H Bucknell | 10 4 | |
| | | | | | | 71 A William & Mary | 6 7 | | | 130 H Bucknell | 0 9 | |
| | | | | | | 76 A Campbell | 5 6 | | | 130 H Bucknell | 6 5 | |
| | | | | | | | | | | 140 N Central Conn. St. | 9 1 | |
| | | | | | | | | | | 150 A Hartford | 4 2 | |
| | | | | | | | | | | 211 H Wagner | 1 2 | |
| | | | | | | | | | | 211 H Wagner | 4 0 | |
| | | | | | | | | | | 211 H Wagner | 8 1 | |
| | | | | | | | | | | 220 A Holy Cross | 5 1 | |
| | | | | | | | | | | 220 A Holy Cross | 5 1 | |
| | | | | | | | | | | 220 A Holy Cross | 1 0 | |
| | | | | | | | | | | 220 A Holy Cross | 3 0 | |
| | | | | | | | | | | 246 H Lafayette | 9 1 | |
| | | | | | | | | | | 246 H Lafayette | 2 1 | |
| | | | | | | | | | | 246 H Lafayette | 5 3 | |
| | | | | | | | | | | 246 H Lafayette | 4 2 | |
| | | | | | | | | | | 248 H Lehigh | 4 5 | |
| | | | | | | | | | | 248 H Lehigh | 9 7 | |
| | | | | | | | | | | 248 H Lehigh | 0 3 | |
| | | | | | | | | | | 248 H Lehigh | 2 0 | |
| | | | | | | | | | | 250 A Fordham | 4 5 | |
| | | | | | | | | | | 251 N North Dakota St. | 19 9 | |
| | | | | | | | | | | 258 N Harvard | 1 5 | |
| | | | | | | | | | | 258 N Harvard | 3 2 | |
| | | | | | | | | | | 258 N Harvard | 6 4 | |
| <hr/> | | | | | | | | | | | | |
| | | | | LAST 15 GAMES | | | | | | | | |
| | | | | 248 H Lehigh | 9 | 7 | 220 A Holy Cross | 3 | 0 | 250 A Fordham | 4 | 5 |
| | | | | 261 A Navy | 1 | 0 | 220 A Holy Cross | 5 | 1 | 251 N North Dakota St. | 19 | 9 |
| | | | | 261 A Navy | 5 | 4 | 220 A Holy Cross | 1 | 0 | 258 N Harvard | 1 | 5 |
| | | | | 261 A Navy | 0 | 4 | | | | 258 N Harvard | 3 | 2 |
| | | | | 261 A Navy | 2 | 1 | | | | 258 N Harvard | 6 | 4 |

Non-Div. I Games:

Army

| | | | | |
|-----|---|------------|---|---|
| 283 | N | Marist | 4 | 2 |
| 220 | A | Holy Cross | 5 | 1 |

| RPI | S | Opponent | Score | |
|-----|---|---------------------|-------|---|
| 261 | A | Navy | 0 | 4 |
| 261 | A | Navy | 5 | 4 |
| 261 | A | Navy | 1 | 0 |
| 261 | A | Navy | 2 | 1 |
| 267 | H | Fairleigh Dickinson | 7 | 3 |
| 270 | H | Massachusetts | 9 | 4 |
| 270 | N | Massachusetts | 4 | 3 |
| 270 | N | Massachusetts | 7 | 3 |
| 270 | N | Massachusetts | 14 | 0 |
| 270 | N | Massachusetts | 4 | 3 |
| 270 | N | Massachusetts | 7 | 4 |
| 283 | N | Marist | 4 | 2 |
| 288 | N | Albany (NY) | 16 | 1 |

A
r
m
y

A
r
m
y

Army

| | | | | | | | | | | | |
|-------------------|----------|------------|-----------|----------------|-------------|----------------|-------|-------------|-------|----------------|-------|
| Average RPI Win: | 143 | WON-LOST | WINNING | LAST 15 | STRENGTH OF | OPP. STRENGTH | TEAM | ADJ | CONF. | ADJ CONF. | |
| Average RPI Loss: | 64 | RECORD | PCT. RANK | GAMES | SCHEDULE | OF SCHEDULE | RPI | RPI | RPI | RPI | |
| DIV. I ONLY | 18-25-1 | .42045 | 206 | 2-3-0 | 31 | 58 | 137 | .50771 | 137 | 3 | 3 |
| DIV. I NON-CONF. | 11-8-1 | .575 | 101 | 2-1-0 | 73 | 160 | 96 | .52119 | 96 | 4 | 4 |
| <hr/> | | | | | | | | | | | |
| TOTALS | RPI 1-25 | RPI 26-50 | | W-L RECORDS | | RPI 51-100 | | RPI 101-150 | | RPI 150+ | |
| 18-25-1 | 1-7-0 | 2-7-0 | | OVERALL | | 3-7-0 | | 3-0-0 | | 9-4-1 | |
| 13-12-0 | 0-3-0 | 2-1-0 | | HOME | | 3-6-0 | | 3-0-0 | | 5-2-0 | |
| 3-13-1 | 1-4-0 | 0-6-0 | | AWAY | | 0-1-0 | | 0-0-0 | | 2-2-1 | |
| 2-0-0 | 0-0-0 | 0-0-0 | | NEUTRAL | | 0-0-0 | | 0-0-0 | | 2-0-0 | |
| 11-8-1 | 1-1-0 | 0-0-0 | | NON-CONFERENCE | | 3-4-0 | | 0-0-0 | | 7-3-1 | |
| 8-5-0 | 0-0-0 | 0-0-0 | | HOME | | 3-3-0 | | 0-0-0 | | 5-2-0 | |
| 1-3-1 | 1-1-0 | 0-0- | | AWAY | | 0-1-0 | | 0-0-0 | | 0-1-1 | |
| 2-0-0 | 0-0-0 | 0-0-0 | | NEUTRAL | | 0-0-0 | | 0-0-0 | | 2-0-0 | |
| 7-17-0 | 0-6-0 | 2-7-0 | | CONFERENCE | | 0-3-0 | | 3-0-0 | | 2-1-0 | |
| 5-7-0 | 0-3-0 | 2-1-0 | | HOME | | 0-3-0 | | 3-0-0 | | 0-0-0 | |
| 2-10-0 | 0-3-0 | 0-6-0 | | AWAY | | 0-0-0 | | 0-0-0 | | 2-1-0 | |
| 0-0-0 | 0-0-0 | 0-0-0 | | NEUTRAL | | 0-0-0 | | 0-0-0 | | 0-0-0 | |
| RPI | S | Opponent | Score | RPI | S | Opponent | Score | RPI | S | Opponent | Score |
| 1 | A | Virginia | 4 7 | 37 | H | Maryland | 2 4 | 53 | A | VCU | 6 11 |
| 1 | A | Virginia | 2 9 | 37 | H | Maryland | 6 4 | 53 | H | VCU | 14 21 |
| 1 | A | Virginia | 1 2 | 37 | H | Maryland | 3 1 | 61 | H | Duke | 0 2 |
| 15 | A | LSU | 0 9 | 42 | A | North Carolina | 2 3 | 61 | H | Duke | 2 3 |
| 18 | H | Miami (FL) | 7 8 | 42 | A | North Carolina | 4 5 | 61 | H | Duke | 3 13 |
| 18 | H | Miami (FL) | 2 9 | 42 | A | North Carolina | 4 6 | 71 | H | William & Mary | 0 7 |
| 18 | H | Miami (FL) | 3 4 | 46 | A | Clemson | 4 11 | 76 | H | Campbell | 9 14 |
| 22 | A | Liberty | 4 3 | 46 | A | Clemson | 2 12 | 90 | H | Rutgers | 6 3 |
| | | | | 46 | A | Clemson | 6 7 | 98 | H | Radford | 6 1 |
| | | | | | | | | 98 | H | Radford | 8 5 |
| <hr/> | | | | | | | | | | | |
| LAST 15 GAMES | | | | | | | | | | | |
| | | | | 22 | A | Liberty | 4 3 | 61 | H | Duke | 0 2 |
| | | | | 76 | H | Campbell | 9 14 | 61 | H | Duke | 3 13 |
| | | | | 229 | H | Longwood | 4 1 | 61 | H | Duke | 2 3 |
| | | | | 42 | A | North Carolina | 4 5 | | | | |
| | | | | 42 | A | North Carolina | 4 6 | | | | |

Non-Div. I Games:

Virginia Tech

| | | | | |
|-----|---|-----------------|---|----|
| 42 | A | North Carolina | 2 | 3 |
| 185 | H | Appalachian St. | 0 | 11 |

| Average RPI Win: 172 | | WON-LOST | WINNING | LAST 15 | STRENGTH OF | | OPP. STRENGTH | TEAM | ADJ | CONF. | ADJ CONF. |
|-----------------------|-----------------|----------|---------------|------------------|----------------|---------------|-----------------|-------|---------------|-------------------|-----------|
| Average RPI Loss: 127 | | RECORD | PCT. RANK | GAMES | SCHEDULE | | OF SCHEDULE | RPI | RPI | RPI | RPI |
| DIV. I ONLY | | 22-19-0 | .53659 | 123 | 7-8-0 | | 143 | 159 | 138 | .50705 | 138 |
| DIV. I NON-CONF. | | 7-9-0 | .4375 | 189 | 0-3-0 | | 224 | 187 | 242 | .45613 | 239 |
| TOTALS | | RPI 1-25 | RPI 26-50 | | W-L RECORDS | | RPI 51-100 | | RPI 101-150 | | RPI 150+ |
| 22-19-0 | | 0-3-0 | 0-2-0 | | OVERALL | | 3-1-0 | | 5-6-0 | | 14-7-0 |
| 15-7-0 | | 0-1-0 | 0-1-0 | | HOME | | 3-1-0 | | 3-3-0 | | 9-1-0 |
| 7-11-0 | | 0-2-0 | 0-1-0 | | AWAY | | 0-0-0 | | 2-3-0 | | 5-5-0 |
| 0-1-0 | | 0-0-0 | 0-0-0 | | NEUTRAL | | 0-0-0 | | 0-0-0 | | 0-1-0 |
| 7-9-0 | | 0-3-0 | 0-0-0 | | NON-CONFERENCE | | 1-0-0 | | 2-1-0 | | 4-5-0 |
| 6-3-0 | | 0-1-0 | 0-0-0 | | HOME | | 1-0-0 | | 2-1-0 | | 3-1-0 |
| 1-5-0 | | 0-2-0 | 0-0- | | AWAY | | 0-0-0 | | 0-0-0 | | 1-3-0 |
| 0-1-0 | | 0-0-0 | 0-0-0 | | NEUTRAL | | 0-0-0 | | 0-0-0 | | 0-1-0 |
| 15-10-0 | | 0-0-0 | 0-2-0 | | CONFERENCE | | 2-1-0 | | 3-5-0 | | 10-2-0 |
| 9-4-0 | | 0-0-0 | 0-1-0 | | HOME | | 2-1-0 | | 1-2-0 | | 6-0-0 |
| 6-6-0 | | 0-0-0 | 0-1-0 | | AWAY | | 0-0-0 | | 2-3-0 | | 4-2-0 |
| 0-0-0 | | 0-0-0 | 0-0-0 | | NEUTRAL | | 0-0-0 | | 0-0-0 | | 0-0-0 |
| RPI S | Opponent | Score | RPI S | Opponent | Score | RPI S | Opponent | Score | RPI S | Opponent | Score |
| 12 A | La.-Lafayette | 0 8 | 44 A | Sam Houston St. | 1 3 | 67 H | Southern Miss. | 7 1 | 102 A | Central Ark. | 2 4 |
| 12 H | La.-Lafayette | 8 14 | 44 H | Sam Houston St. | 6 18 | 72 H | Oral Roberts | 0 2 | 102 A | Central Ark. | 5 6 |
| 15 A | LSU | 3 10 | | | | 72 H | Oral Roberts | 5 1 | 102 A | Central Ark. | 3 11 |
| | | | | | | 72 H | Oral Roberts | 12 6 | 108 H | Missouri | 3 2 |
| | | | | | | | | | 116 A | Northwestern St. | 6 2 |
| | | | | | | | | | 116 A | Northwestern St. | 10 5 |
| | | | | | | | | | 116 H | Northwestern St. | 0 4 |
| | | | | | | | | | 116 H | Northwestern St. | 11 10 |
| | | | | | | | | | 116 H | Northwestern St. | 0 3 |
| | | | | | | | | | 143 H | Texas-Arlington | 8 9 |
| | | | | | | | | | 143 H | Texas-Arlington | 6 5 |
| | | | | | | | | | 156 A | Lamar | 7 8 |
| | | | | | | | | | 156 A | Lamar | 6 4 |
| | | | | | | | | | 156 A | Lamar | 8 7 |
| | | | | | | | | | 162 A | Stephen F. Austin | 5 4 |
| | | | | | | | | | 162 A | Stephen F. Austin | 1 5 |
| | | | | | | | | | 162 A | Stephen F. Austin | 10 7 |
| | | | | | | | | | 172 A | Tulane | 2 3 |
| | | | | | | | | | 180 H | Houston Baptist | 4 1 |
| | | | | | | | | | 180 H | Houston Baptist | 3 2 |
| | | | | | | | | | 180 H | Houston Baptist | 6 5 |
| | | | | | | | | | 225 H | Valparaiso | 15 8 |
| | | | | | | | | | 225 H | Valparaiso | 8 0 |
| | | | | | | | | | 225 H | Valparaiso | 5 6 |
| | | | | | | | | | 226 A | Louisiana Tech | 4 6 |
| | | | | | | | | | 226 A | Louisiana Tech | 20 3 |
| | | | | | | | | | 274 H | Incarinate Word | 6 5 |
| LAST 15 GAMES | | | LAST 15 GAMES | | | LAST 15 GAMES | | | LAST 15 GAMES | | |
| 274 H | Incarinate Word | 9 8 | 172 A | Tulane | 2 3 | 274 H | Incarinate Word | 6 5 | 116 H | Northwestern St. | 0 4 |
| 274 H | Incarinate Word | 6 5 | 116 H | Northwestern St. | 11 10 | 274 H | Incarinate Word | 6 2 | | | |
| 12 A | La.-Lafayette | 0 8 | | | | 12 A | La.-Lafayette | 0 8 | | | |
| 102 A | Central Ark. | 2 4 | | | | 102 A | Central Ark. | 2 4 | | | |

Non-Div. I Games: Louisiana Col. 11 2

McNeese St.

| | | | | |
|-----|---|--------------|---|----|
| 102 | A | Central Ark. | 3 | 11 |
| 102 | A | Central Ark. | 5 | 6 |

| RPI | S | Opponent | Score | |
|-----|---|----------------|-------|---|
| 274 | H | Incarnate Word | 9 | 8 |
| 274 | H | Incarnate Word | 6 | 2 |
| 293 | H | Chicago St. | 9 | 3 |
| 293 | N | Chicago St. | 3 | 6 |
| 302 | A | Southern U. | 3 | 4 |

McNeese St.

M
c
N
e
e
s
e
s
t
.

M
c
N
e
e
s
e
s
t
.

| Average RPI Win: | | 116 | WON-LOST RECORD | | WINNING PCT. RANK | | LAST 15 GAMES | | STRENGTH OF SCHEDULE | | OPP. STRENGTH OF SCHEDULE | | TEAM RPI | | ADJ RPI | | CONF. RPI | | ADJ CONF. RPI | |
|------------------|---|----------|-----------------|-----------|-------------------|----------------|---------------|------------|----------------------|-------------|---------------------------|----------|----------|-------------------|---------|-------|-----------|----|---------------|--|
| DIV. I ONLY | | 20-22-0 | | .47619 | 162 | 7-8-0 | | 121 | | 69 | | 139 | | .50682 | 139 | 14 | | 14 | | |
| DIV. I NON-CONF. | | 12-9-0 | | .57143 | 102 | 2-1-0 | | 87 | | 16 | | 43 | | .54874 | 43 | 12 | | 12 | | |
| TOTALS | | RPI 1-25 | | RPI 26-50 | | W-L RECORDS | | RPI 51-100 | | RPI 101-150 | | RPI 150+ | | | | | | | | |
| 20-22-0 | | 1-1-0 | | 1-3-0 | | OVERALL | | 6-6-0 | | 7-5-0 | | 5-7-0 | | | | | | | | |
| 9-11-0 | | 1-1-0 | | 0-0-0 | | HOME | | 2-2-0 | | 5-4-0 | | 1-4-0 | | | | | | | | |
| 10-11-0 | | 0-0-0 | | 1-3-0 | | AWAY | | 3-4-0 | | 2-1-0 | | 4-3-0 | | | | | | | | |
| 1-0-0 | | 0-0-0 | | 0-0-0 | | NEUTRAL | | 1-0-0 | | 0-0-0 | | 0-0-0 | | | | | | | | |
| 12-9-0 | | 1-1-0 | | 0-1-0 | | NON-CONFERENCE | | 5-4-0 | | 4-2-0 | | 2-1-0 | | | | | | | | |
| 5-3-0 | | 1-1-0 | | 0-0-0 | | HOME | | 1-0-0 | | 2-1-0 | | 1-1-0 | | | | | | | | |
| 6-6-0 | | 0-0-0 | | 0-0- | | AWAY | | 3-4-0 | | 2-1-0 | | 1-0-0 | | | | | | | | |
| 1-0-0 | | 0-0-0 | | 0-0-0 | | NEUTRAL | | 1-0-0 | | 0-0-0 | | 0-0-0 | | | | | | | | |
| 8-13-0 | | 0-0-0 | | 1-2-0 | | CONFERENCE | | 1-2-0 | | 3-3-0 | | 3-6-0 | | | | | | | | |
| 4-8-0 | | 0-0-0 | | 0-0-0 | | HOME | | 1-2-0 | | 3-3-0 | | 0-3-0 | | | | | | | | |
| 4-5-0 | | 0-0-0 | | 1-2-0 | | AWAY | | 0-0-0 | | 0-0-0 | | 3-3-0 | | | | | | | | |
| 0-0-0 | | 0-0-0 | | 0-0-0 | | NEUTRAL | | 0-0-0 | | 0-0-0 | | 0-0-0 | | | | | | | | |
| RPI | S | Opponent | | Score | | RPI | S | Opponent | | Score | | RPI | S | Opponent | | Score | | | | |
| 25 | H | Oregon | | 5 | 12 | 34 | A | Stanford | | 4 | 6 | 59 | N | Arkansas | | 2 | 1 | | | |
| 25 | H | Oregon | | 8 | 4 | 39 | A | Pepperdine | | 3 | 2 | 64 | A | Cal St. Fullerton | | 0 | 11 | | | |
| | | | | | | 39 | A | Pepperdine | | 3 | 4 | 64 | A | Cal St. Fullerton | | 1 | 5 | | | |
| | | | | | | 39 | A | Pepperdine | | 2 | 13 | 64 | A | Cal St. Fullerton | | 6 | 5 | | | |
| | | | | | | | | | | | | 74 | H | San Diego | | 9 | 15 | | | |
| | | | | | | | | | | | | 74 | H | San Diego | | 5 | 7 | | | |
| | | | | | | | | | | | | 74 | H | San Diego | | 6 | 4 | | | |
| | | | | | | | | | | | | 78 | A | California | | 1 | 0 | | | |
| | | | | | | | | | | | | 92 | A | UC Riverside | | 2 | 10 | | | |
| | | | | | | | | | | | | 92 | A | UC Riverside | | 5 | 8 | | | |
| | | | | | | | | | | | | 92 | A | UC Riverside | | 6 | 3 | | | |
| | | | | | | | | | | | | 96 | H | Kansas St. | | 7 | 6 | | | |
| | | | | | | | | | | | | | | | | | | | | |
| | | | | | | | | | | | | | | | | | | | | |
| | | | | | | | | | | | | | | | | | | | | |
| | | | | | | | | | | | | | | | | | | | | |
| | | | | | | | | | | | | | | | | | | | | |
| | | | | | | | | | | | | | | | | | | | | |
| | | | | | | | | | | | | | | | | | | | | |
| | | | | | | | | | | | | | | | | | | | | |
| | | | | | | | | | | | | | | | | | | | | |
| | | | | | | | | | | | | | | | | | | | | |
| | | | | | | | | | | | | | | | | | | | | |
| | | | | | | | | | | | | | | | | | | | | |
| | | | | | | | | | | | | | | | | | | | | |
| | | | | | | | | | | | | | | | | | | | | |
| | | | | | | | | | | | | | | | | | | | | |
| | | | | | | | | | | | | | | | | | | | | |
| | | | | | | | | | | | | | | | | | | | | |
| | | | | | | | | | | | | | | | | | | | | |
| | | | | | | | | | | | | | | | | | | | | |
| | | | | | | | | | | | | | | | | | | | | |
| | | | | | | | | | | | | | | | | | | | | |
| | | | | | | | | | | | | | | | | | | | | |
| | | | | | | | | | | | | | | | | | | | | |
| | | | | | | | | | | | | | | | | | | | | |
| | | | | | | | | | | | | | | | | | | | | |
| | | | | | | | | | | | | | | | | | | | | |
| | | | | | | | | | | | | | | | | | | | | |
| | | | | | | | | | | | | | | | | | | | | |
| | | | | | | | | | | | | | | | | | | | | |
| | | | | | | | | | | | | | | | | | | | | |
| | | | | | | | | | | | | | | | | | | | | |
| | | | | | | | | | | | | | | | | | | | | |
| | | | | | | | | | | | | | | | | | | | | |
| | | | | | | | | | | | | | | | | | | | | |
| | | | | | | | | | | | | | | | | | | | | |
| | | | | | | | | | | | | | | | | | | | | |
| | | | | | | | | | | | | | | | | | | | | |

Non-Div. I Games:

San Francisco

| | | |
|-----------------|---|----|
| 39 A Pepperdine | 3 | 2 |
| 39 A Pepperdine | 2 | 13 |

S
a
n
F
r
a
n
c
i
s
c
o

S
a
n
F
r
a
n
c
i
s
c
o

| | | | | | | | | | | | |
|-------------------|----------|-------------|-----------|----------------|-------------|---------------------|-------|-------------|-------|---------------------|-------|
| Average RPI Win: | 198 | WON-LOST | WINNING | LAST 15 | STRENGTH OF | OPP. STRENGTH | TEAM | ADJ | CONF. | ADJ CONF. | |
| Average RPI Loss: | 139 | RECORD | PCT. RANK | GAMES | SCHEDULE | OF SCHEDULE | RPI | RPI | RPI | RPI | |
| DIV. I ONLY | 18-15-0 | .54545 | 119 | 9-6-0 | 182 | 208 | 140 | .50648 | 140 | 19 | 19 |
| DIV. I NON-CONF. | 9-8-0 | .52941 | 129 | 2-1-0 | 112 | 264 | 101 | .5198 | 101 | 21 | 21 |
| <hr/> | | | | | | | | | | | |
| TOTALS | RPI 1-25 | RPI 26-50 | | W-L RECORDS | | RPI 51-100 | | RPI 101-150 | | RPI 150+ | |
| 18-15-0 | 0-0-0 | 2-5-0 | | OVERALL | | 0-0-0 | | 2-4-0 | | 14-6-0 | |
| 9-4-0 | 0-0-0 | 0-0-0 | | HOME | | 0-0-0 | | 1-1-0 | | 8-3-0 | |
| 9-9-0 | 0-0-0 | 2-5-0 | | AWAY | | 0-0-0 | | 1-1-0 | | 6-3-0 | |
| 0-2-0 | 0-0-0 | 0-0-0 | | NEUTRAL | | 0-0-0 | | 0-2-0 | | 0-0-0 | |
| 9-8-0 | 0-0-0 | 1-2-0 | | NON-CONFERENCE | | 0-0-0 | | 2-4-0 | | 6-2-0 | |
| 3-2-0 | 0-0-0 | 0-0-0 | | HOME | | 0-0-0 | | 1-1-0 | | 2-1-0 | |
| 6-4-0 | 0-0-0 | 1-0- | | AWAY | | 0-0-0 | | 1-1-0 | | 4-1-0 | |
| 0-2-0 | 0-0-0 | 0-0-0 | | NEUTRAL | | 0-0-0 | | 0-2-0 | | 0-0-0 | |
| 9-7-0 | 0-0-0 | 1-3-0 | | CONFERENCE | | 0-0-0 | | 0-0-0 | | 8-4-0 | |
| 6-2-0 | 0-0-0 | 0-0-0 | | HOME | | 0-0-0 | | 0-0-0 | | 6-2-0 | |
| 3-5-0 | 0-0-0 | 1-3-0 | | AWAY | | 0-0-0 | | 0-0-0 | | 2-2-0 | |
| 0-0-0 | 0-0-0 | 0-0-0 | | NEUTRAL | | 0-0-0 | | 0-0-0 | | 0-0-0 | |
| RPI | S | Opponent | Score | RPI | S | Opponent | Score | RPI | S | Opponent | Score |
| 30 | A | Bryant | 3 4 | 30 | A | Bryant | 4 12 | 107 | H | Seton Hall | 0 2 |
| 30 | A | Bryant | 0 2 | 30 | A | Bryant | 3 1 | 107 | H | Seton Hall | 1 0 |
| 30 | A | Bryant | 5 4 | 30 | A | Bryant | 8 9 | 119 | A | UConn | 1 9 |
| 45 | A | UCF | 0 10 | 30 | A | Bryant | | 119 | N | UConn | 1 6 |
| 45 | A | UCF | | 45 | A | UCF | | 126 | A | Stony Brook | 4 1 |
| 45 | A | UCF | | 45 | A | UCF | | 136 | N | Army | 1 9 |
| | | | | | | | | 207 | H | Mt. St. Mary's | 3 1 |
| | | | | | | | | 207 | H | Mt. St. Mary's | 5 6 |
| | | | | | | | | 207 | H | Mt. St. Mary's | 2 5 |
| | | | | | | | | 207 | H | Mt. St. Mary's | 6 0 |
| | | | | | | | | 211 | H | Wagner | 8 2 |
| | | | | | | | | 211 | H | Wagner | 7 0 |
| | | | | | | | | 211 | H | Wagner | 2 1 |
| | | | | | | | | 211 | H | Wagner | 4 0 |
| | | | | | | | | 218 | H | UMass Lowell | 4 3 |
| | | | | | | | | 220 | A | Holy Cross | 6 4 |
| | | | | | | | | 237 | A | Bethune-Cookman | 0 4 |
| | | | | | | | | 237 | A | Bethune-Cookman | 8 6 |
| | | | | | | | | 237 | A | Bethune-Cookman | 2 1 |
| | | | | | | | | 243 | H | Quinnipiac | 4 6 |
| | | | | | | | | 257 | H | Rhode Island | 3 1 |
| LAST 15 GAMES | | | | | | | | 267 | A | Fairleigh Dickinson | 1 3 |
| 211 | H | Wagner | 7 0 | 267 | A | Fairleigh Dickinson | 0 9 | 267 | A | Fairleigh Dickinson | 0 9 |
| 211 | H | Wagner | 4 0 | 267 | A | Fairleigh Dickinson | 3 0 | 267 | A | Fairleigh Dickinson | 3 0 |
| 211 | H | Wagner | 2 1 | 267 | A | Fairleigh Dickinson | 6 5 | 267 | A | Fairleigh Dickinson | 6 5 |
| 211 | H | Wagner | 8 2 | | | | | 290 | A | Iona | 2 1 |
| 126 | A | Stony Brook | 4 1 | | | | | | | | |

Non-Div. I Games:

Central Conn. St.

| | | | | |
|-----|---|---------------------|---|---|
| 119 | A | UConn | 1 | 9 |
| 267 | A | Fairleigh Dickinson | 1 | 3 |

C
e
n
t
r
a
l
C
o
n
n
.
S
t
.

C
e
n
t
r
a
l
C
o
n
n
.
S
t
.

[illegible]

| | | | |
|-------------------|-------------|---|---|
| Non-Div. I Games: | Loyola (LA) | 9 | 0 |
|-------------------|-------------|---|---|

Nicholls St.

Nicholls St.

| | | | | |
|-----|---|----------------|---|---|
| 274 | A | Incarnate Word | 5 | 0 |
| 274 | A | Incarnate Word | 2 | 6 |

Through Games Of April 27, 2014

| RPI | S | Opponent | Score | |
|-----|---|----------------|-------|---|
| 274 | A | Incarnate Word | 6 | 0 |
| 274 | A | Incarnate Word | 5 | 0 |
| 275 | A | Jackson St. | 6 | 4 |
| 275 | A | Jackson St. | 18 | 2 |
| 275 | H | Jackson St. | 3 | 2 |
| 275 | H | Jackson St. | 8 | 9 |
| 302 | A | Southern U. | 13 | 2 |
| 302 | H | Southern U. | 2 | 5 |

Nicholls St.

N
i
c
h
o
l
l
s
S
t
.

N
i
c
h
o
l
l
s
S
t
.

| Average RPI Win: 156 | | WON-LOST RECORD | | WINNING PCT. RANK | | LAST 15 GAMES | | STRENGTH OF SCHEDULE | | OPP. STRENGTH OF SCHEDULE | | TEAM RPI | | ADJ RPI | | CONF. RPI | | ADJ CONF. RPI | | | | | |
|----------------------|---|-----------------|--|-------------------|---|----------------|---|----------------------|--|---------------------------|---|----------|---|------------|--|-----------|---|---------------|---|---------------|--|----|----|
| DIV. I ONLY | | 24-19-0 | | .55814 106 | | 7-8-0 | | 153 | | 62 | | 142 | | .50599 142 | | 8 | | 8 | | | | | |
| DIV. I NON-CONF. | | 14-11-0 | | .56 111 | | 1-2-0 | | 192 | | 80 | | 180 | | .48809 180 | | 9 | | 9 | | | | | |
| TOTALS | | RPI 1-25 | | RPI 26-50 | | W-L RECORDS | | RPI 51-100 | | RPI 101-150 | | RPI 150+ | | | | | | | | | | | |
| 24-19-0 | | 2-4-0 | | 1-2-0 | | OVERALL | | 4-5-0 | | 3-2-0 | | 14-6-0 | | | | | | | | | | | |
| 15-13-0 | | 0-2-0 | | 1-2-0 | | HOME | | 4-5-0 | | 2-2-0 | | 8-2-0 | | | | | | | | | | | |
| 7-6-0 | | 1-2-0 | | 0-0-0 | | AWAY | | 0-0-0 | | 1-0-0 | | 5-4-0 | | | | | | | | | | | |
| 2-0-0 | | 1-0-0 | | 0-0-0 | | NEUTRAL | | 0-0-0 | | 0-0-0 | | 1-0-0 | | | | | | | | | | | |
| 14-11-0 | | 1-2-0 | | 0-0-0 | | NON-CONFERENCE | | 2-4-0 | | 1-1-0 | | 10-4-0 | | | | | | | | | | | |
| 10-9-0 | | 0-2-0 | | 0-0-0 | | HOME | | 2-4-0 | | 0-1-0 | | 8-2-0 | | | | | | | | | | | |
| 2-2-0 | | 0-0-0 | | 0-0- | | AWAY | | 0-0-0 | | 1-0-0 | | 1-2-0 | | | | | | | | | | | |
| 2-0-0 | | 1-0-0 | | 0-0-0 | | NEUTRAL | | 0-0-0 | | 0-0-0 | | 1-0-0 | | | | | | | | | | | |
| 10-8-0 | | 1-2-0 | | 1-2-0 | | CONFERENCE | | 2-1-0 | | 2-1-0 | | 4-2-0 | | | | | | | | | | | |
| 5-4-0 | | 0-0-0 | | 1-2-0 | | HOME | | 2-1-0 | | 2-1-0 | | 0-0-0 | | | | | | | | | | | |
| 5-4-0 | | 1-2-0 | | 0-0-0 | | AWAY | | 0-0-0 | | 0-0-0 | | 4-2-0 | | | | | | | | | | | |
| 0-0-0 | | 0-0-0 | | 0-0-0 | | NEUTRAL | | 0-0-0 | | 0-0-0 | | 0-0-0 | | | | | | | | | | | |
| RPI | S | Opponent | | Score | | RPI | S | Opponent | | Score | | RPI | S | Opponent | | Score | | | | | | | |
| 5 | H | Florida St. | | 1 | 4 | 45 | H | UCF | | 0 | 2 | 52 | H | Columbia | | 0 | 1 | 105 | A | FGCU | | 5 | 1 |
| 5 | H | Florida St. | | 1 | 5 | 45 | H | UCF | | 3 | 6 | 52 | H | Columbia | | 13 | 5 | 105 | H | FGCU | | 3 | 5 |
| 9 | A | Houston | | 3 | 5 | 45 | H | UCF | | 4 | 2 | 52 | H | Columbia | | 4 | 6 | 119 | H | UConn | | 2 | 4 |
| 9 | A | Houston | | 2 | 3 | | | | | | | 52 | H | Columbia | | 7 | 2 | 119 | H | UConn | | 6 | 2 |
| 9 | A | Houston | | 4 | 3 | | | | | | | 66 | H | FIU | | 2 | 8 | 119 | H | UConn | | 2 | 1 |
| 22 | N | Liberty | | 2 | 1 | | | | | | | 66 | H | FIU | | 0 | 9 | 182 | A | North Florida | | 12 | 1 |
| | | | | | | | | | | | | 79 | H | Memphis | | 3 | 1 | 196 | N | Richmond | | 11 | 4 |
| | | | | | | | | | | | | 79 | H | Memphis | | 5 | 3 | 200 | A | Stetson | | 1 | 2 |
| | | | | | | | | | | | | 79 | H | Memphis | | 5 | 7 | 200 | A | Stetson | | 3 | 6 |
| | | | | | | | | | | | | | | | | | | 200 | H | Stetson | | 10 | 3 |
| | | | | | | | | | | | | | | | | | | 204 | A | Cincinnati | | 2 | 1 |
| | | | | | | | | | | | | | | | | | | 204 | A | Cincinnati | | 7 | 6 |
| | | | | | | | | | | | | | | | | | | 204 | A | Cincinnati | | 2 | 3 |
| | | | | | | | | | | | | | | | | | | 212 | H | Penn St. | | 19 | 1 |
| | | | | | | | | | | | | | | | | | | 212 | H | Penn St. | | 11 | 7 |
| | | | | | | | | | | | | | | | | | | 212 | H | Penn St. | | 6 | 5 |
| | | | | | | | | | | | | | | | | | | 227 | H | Northwestern | | 4 | 6 |
| | | | | | | | | | | | | | | | | | | 227 | H | Northwestern | | 4 | 2 |
| | | | | | | | | | | | | | | | | | | 227 | H | Northwestern | | 7 | 0 |
| | | | | | | | | | | | | | | | | | | 241 | A | Temple | | 13 | 6 |
| | | | | | | | | | | | | | | | | | | 241 | A | Temple | | 5 | 6 |
| | | | | | | | | | | | | | | | | | | 241 | A | Temple | | 6 | 3 |
| | | | | | | | | | | | | | | | | | | 257 | H | Rhode Island | | 13 | 16 |
| | | | | | | | | | | | | | | | | | | 257 | H | Rhode Island | | 4 | 3 |
| | | | | | | | | | | | | | | | | | | 257 | H | Rhode Island | | 5 | 1 |
| | | | | LAST 15 GAMES | | | | | | | | | | | | | | | | | | | |
| | | | | | | 79 | H | Memphis | | 5 | 7 | 200 | H | Stetson | | 10 | 3 | | | | | | |
| | | | | | | 79 | H | Memphis | | 5 | 3 | 241 | A | Temple | | 6 | 3 | | | | | | |
| | | | | | | 79 | H | Memphis | | 3 | 1 | 241 | A | Temple | | 5 | 6 | | | | | | |
| | | | | | | 105 | H | FGCU | | 3 | 5 | | | | | | | | | | | | |
| | | | | | | 9 | A | Houston | | 3 | 5 | | | | | | | | | | | | |

Non-Div. I Games:

South Fla.

| | | |
|-------------|---|---|
| 9 A Houston | 4 | 3 |
| 9 A Houston | 2 | 3 |

S
o
u
t
h
F
l
a
.

S
o
u
t
h
F
l
a
.

| Average RPI Win: 119 | | WON-LOST | WINNING | LAST 15 | STRENGTH OF | | OPP. STRENGTH | TEAM | ADJ | CONF. | ADJ CONF. |
|-----------------------|---------------|----------|---------------|-----------------|----------------|-------|---------------|-------|-------------|--------------------|-----------|
| Average RPI Loss: 110 | | RECORD | PCT. RANK | GAMES | SCHEDULE | | OF SCHEDULE | RPI | RPI | RPI | RPI |
| DIV. I ONLY | | 20-24-0 | .45455 | 174 | 83 | | 49 | 143 | .50552 | 143 | 11 |
| DIV. I NON-CONF. | | 9-14-0 | .3913 | 212 | 104 | | 30 | 198 | .47692 | 198 | 11 |
| TOTALS | | RPI 1-25 | RPI 26-50 | | W-L RECORDS | | RPI 51-100 | | RPI 101-150 | | RPI 150+ |
| 20-24-0 | | 2-4-0 | 1-2-0 | | OVERALL | | 3-6-0 | | 7-4-0 | | 7-8-0 |
| 10-15-0 | | 1-3-0 | 1-2-0 | | HOME | | 2-3-0 | | 3-2-0 | | 3-5-0 |
| 10-9-0 | | 1-1-0 | 0-0-0 | | AWAY | | 1-3-0 | | 4-2-0 | | 4-3-0 |
| 0-0-0 | | 0-0-0 | 0-0-0 | | NEUTRAL | | 0-0-0 | | 0-0-0 | | 0-0-0 |
| 9-14-0 | | 1-2-0 | 1-2-0 | | NON-CONFERENCE | | 2-1-0 | | 4-4-0 | | 1-5-0 |
| 6-10-0 | | 0-1-0 | 1-2-0 | | HOME | | 1-1-0 | | 3-2-0 | | 1-4-0 |
| 3-4-0 | | 1-1-0 | 0-0- | | AWAY | | 1-0-0 | | 1-2-0 | | 0-1-0 |
| 0-0-0 | | 0-0-0 | 0-0-0 | | NEUTRAL | | 0-0-0 | | 0-0-0 | | 0-0-0 |
| 11-10-0 | | 1-2-0 | 0-0-0 | | CONFERENCE | | 1-5-0 | | 3-0-0 | | 6-3-0 |
| 4-5-0 | | 1-2-0 | 0-0-0 | | HOME | | 1-2-0 | | 0-0-0 | | 2-1-0 |
| 7-5-0 | | 0-0-0 | 0-0-0 | | AWAY | | 0-3-0 | | 3-0-0 | | 4-2-0 |
| 0-0-0 | | 0-0-0 | 0-0-0 | | NEUTRAL | | 0-0-0 | | 0-0-0 | | 0-0-0 |
| RPI S | Opponent | Score | RPI S | Opponent | Score | RPI S | Opponent | Score | RPI S | Opponent | Score |
| 12 H | La.-Lafayette | 5 4 | 38 H | Texas A&M | 4 5 | 52 H | Columbia | 8 4 | 109 H | Missouri St. | 6 5 |
| 12 H | La.-Lafayette | 5 9 | 40 H | Oklahoma St. | 3 4 | 60 H | Arkansas St. | 1 5 | 113 A | Baylor | 2 5 |
| 12 H | La.-Lafayette | 5 9 | 44 H | Sam Houston St. | 7 6 | 60 H | Arkansas St. | 6 2 | 113 H | Baylor | 14 3 |
| 13 A | TCU | 10 2 | | | | 60 H | Arkansas St. | 10 14 | 132 H | A&M-Corpus Christi | 3 6 |
| 13 H | TCU | 6 12 | | | | 77 A | Texas St. | 5 10 | 132 H | A&M-Corpus Christi | 11 2 |
| 14 A | Texas | 2 10 | | | | 77 A | Texas St. | 5 7 | 132 H | A&M-Corpus Christi | 3 7 |
| | | | | | | 77 A | Texas St. | 1 3 | 138 A | McNeese St. | 9 8 |
| | | | | | | 89 A | Oklahoma | 6 5 | 138 A | McNeese St. | 5 6 |
| | | | | | | 89 H | Oklahoma | 2 3 | 148 A | South Ala. | 6 2 |
| | | | | | | | | | 148 A | South Ala. | 6 1 |
| | | | | | | | | | 148 A | South Ala. | 8 3 |
| | | | | | | | | | 156 H | La.-Monroe | 5 7 |
| | | | | | | | | | 156 H | La.-Monroe | 10 8 |
| | | | | | | | | | 156 H | La.-Monroe | 6 1 |
| | | | | | | | | | 162 H | Stephen F. Austin | 9 14 |
| | | | | | | | | | 164 A | Georgia St. | 6 3 |
| | | | | | | | | | 164 A | Georgia St. | 10 11 |
| | | | | | | | | | 164 A | Georgia St. | 6 4 |
| | | | | | | | | | 167 H | Utah | 3 5 |
| | | | | | | | | | 167 H | Utah | 9 3 |
| | | | | | | | | | 180 A | Houston Baptist | 4 7 |
| | | | | | | | | | 181 A | Troy | 8 11 |
| | | | | | | | | | 181 A | Troy | 6 5 |
| | | | | | | | | | 181 A | Troy | 11 6 |
| | | | | | | | | | 266 H | Abilene Christian | 1 2 |
| | | | | | | | | | 274 H | Incarinate Word | 1 4 |
| | | | LAST 15 GAMES | | | | | | | | |
| | | | 181 A | Troy | 6 5 | 14 A | Texas | 2 10 | | | |
| | | | 181 A | Troy | 8 11 | 164 A | Georgia St. | 6 4 | | | |
| | | | 181 A | Troy | 11 6 | 164 A | Georgia St. | 6 3 | | | |
| | | | 89 A | Oklahoma | 6 5 | | | | | | |
| | | | 12 H | La.-Lafayette | 5 4 | | | | | | |

Non-Div. I Games:

Texas-Arlington

| | | |
|--------------------|---|---|
| 12 H La.-Lafayette | 5 | 9 |
| 12 H La.-Lafayette | 5 | 9 |

T
e
x
a
s
-
A
r
l
i
n
g
t
o
n

T
e
x
a
s
-
A
r
l
i
n
g
t
o
n

| | | | | | | | | | | | |
|-------------------|----------|-------------------|-----------|----------------|-------------|-------------------|-------|-------------|-------|------------------|-------|
| Average RPI Win: | 179 | WON-LOST | WINNING | LAST 15 | STRENGTH OF | OPP. STRENGTH | TEAM | ADJ | CONF. | ADJ CONF. | |
| Average RPI Loss: | 129 | RECORD | PCT. RANK | GAMES | SCHEDULE | OF SCHEDULE | RPI | RPI | RPI | RPI | |
| DIV. I ONLY | 23-19-0 | .54762 | 118 | 6-9-0 | 146 | 189 | 144 | .5054 | 144 | 21 | 21 |
| DIV. I NON-CONF. | 11-10-0 | .52381 | 130 | 3-3-0 | 47 | 171 | 77 | .5294 | 77 | 22 | 22 |
| <hr/> | | | | | | | | | | | |
| TOTALS | RPI 1-25 | RPI 26-50 | | W-L RECORDS | | RPI 51-100 | | RPI 101-150 | | RPI 150+ | |
| 23-19-0 | 0-0-0 | 1-2-0 | | OVERALL | | 4-7-0 | | 2-5-0 | | 16-5-0 | |
| 15-9-0 | 0-0-0 | 0-0-0 | | HOME | | 3-5-0 | | 2-1-0 | | 10-3-0 | |
| 8-10-0 | 0-0-0 | 1-2-0 | | AWAY | | 1-2-0 | | 0-4-0 | | 6-2-0 | |
| 0-0-0 | 0-0-0 | 0-0-0 | | NEUTRAL | | 0-0-0 | | 0-0-0 | | 0-0-0 | |
| 11-10-0 | 0-0-0 | 1-2-0 | | NON-CONFERENCE | | 3-5-0 | | 2-2-0 | | 5-1-0 | |
| 7-5-0 | 0-0-0 | 0-0-0 | | HOME | | 2-3-0 | | 2-1-0 | | 3-1-0 | |
| 4-5-0 | 0-0-0 | 1-0- | | AWAY | | 1-2-0 | | 0-1-0 | | 2-0-0 | |
| 0-0-0 | 0-0-0 | 0-0-0 | | NEUTRAL | | 0-0-0 | | 0-0-0 | | 0-0-0 | |
| 12-9-0 | 0-0-0 | 0-0-0 | | CONFERENCE | | 1-2-0 | | 0-3-0 | | 11-4-0 | |
| 8-4-0 | 0-0-0 | 0-0-0 | | HOME | | 1-2-0 | | 0-0-0 | | 7-2-0 | |
| 4-5-0 | 0-0-0 | 0-0-0 | | AWAY | | 0-0-0 | | 0-3-0 | | 4-2-0 | |
| 0-0-0 | 0-0-0 | 0-0-0 | | NEUTRAL | | 0-0-0 | | 0-0-0 | | 0-0-0 | |
| <hr/> | | | | | | | | | | | |
| RPI | S | Opponent | Score | RPI | S | Opponent | Score | RPI | S | Opponent | Score |
| 50 | A | New Mexico | 3 5 | 70 | A | Samford | 2 5 | 116 | H | Northwestern St. | 6 4 |
| 50 | A | New Mexico | 9 2 | 70 | H | Samford | 6 7 | 116 | H | Northwestern St. | 5 4 |
| 50 | A | New Mexico | 2 8 | 80 | H | Southeast Mo. St. | 0 1 | 116 | H | Northwestern St. | 3 6 |
| | | | | 80 | H | Southeast Mo. St. | 6 11 | 131 | A | Tennessee Tech | 8 11 |
| | | | | 80 | H | Southeast Mo. St. | 5 3 | 131 | A | Tennessee Tech | 4 15 |
| | | | | 85 | A | UAB | 9 5 | 131 | A | Tennessee Tech | 7 8 |
| | | | | 85 | H | UAB | 9 14 | 148 | A | South Ala. | 2 4 |
| | | | | 93 | A | Kennesaw St. | 4 11 | 165 | A | Eastern Ill. | 8 6 |
| | | | | 93 | H | Kennesaw St. | 1 0 | 165 | A | Eastern Ill. | 23 15 |
| | | | | 93 | H | Kennesaw St. | 1 10 | 165 | A | Eastern Ill. | 8 2 |
| | | | | 93 | H | Kennesaw St. | 9 8 | 171 | A | Alabama St. | 11 5 |
| | | | | | | | | 181 | A | Troy | 7 3 |
| | | | | | | | | 181 | H | Troy | 2 1 |
| | | | | | | | | 213 | H | Austin Peay | 9 7 |
| | | | | | | | | 213 | H | Austin Peay | 1 6 |
| | | | | | | | | 213 | H | Austin Peay | 7 2 |
| | | | | | | | | 221 | A | SIU Edwardsville | 5 2 |
| | | | | | | | | 221 | A | SIU Edwardsville | 6 7 |
| | | | | | | | | 221 | A | SIU Edwardsville | 8 9 |
| | | | | | | | | 225 | H | Valparaiso | 3 10 |
| | | | | | | | | 225 | H | Valparaiso | 10 0 |
| | | | | | | | | 225 | H | Valparaiso | 6 3 |
| | | | | | | | | 244 | H | Murray St. | 1 4 |
| | | | | | | | | 244 | H | Murray St. | 5 1 |
| | | | | | | | | 244 | H | Murray St. | 7 2 |
| | | | | | | | | 291 | H | UT Martin | 10 5 |
| | | | | | | | | 291 | H | UT Martin | 6 2 |
| <hr/> | | | | | | | | | | | |
| LAST 15 GAMES | | | | | | | | | | | |
| 80 | H | Southeast Mo. St. | 5 3 | 244 | H | Murray St. | 5 1 | 244 | H | Murray St. | 1 4 |
| 80 | H | Southeast Mo. St. | 0 1 | 244 | H | Murray St. | 1 4 | 244 | H | Murray St. | 5 1 |
| 80 | H | Southeast Mo. St. | 6 11 | 244 | H | Murray St. | 7 2 | 244 | H | Murray St. | 7 2 |
| 181 | H | Troy | 2 1 | | | | | 291 | H | UT Martin | 10 5 |
| 131 | A | Tennessee Tech | 8 11 | | | | | 291 | H | UT Martin | 6 2 |

Non-Div. I Games:

Jacksonville St.

| | | | | |
|-----|---|----------------|---|----|
| 131 | A | Tennessee Tech | 4 | 15 |
| 131 | A | Tennessee Tech | 7 | 8 |

| RPI | S | Opponent | Score | |
|-----|---|-----------|-------|---|
| 291 | H | UT Martin | 6 | 4 |

Jacksonville St.

J
a
c
k
s
o
n
v
i
l
l
e
s
t
.

J
a
c
k
s
o
n
v
i
l
l
e
s
t
.

| Average RPI Win: 183 | | WON-LOST RECORD | | WINNING PCT. RANK | | LAST 15 GAMES | | STRENGTH OF SCHEDULE | | OPP. STRENGTH OF SCHEDULE | | TEAM RPI | | ADJ RPI | | CONF. RPI | | ADJ CONF. RPI | |
|----------------------|---|-----------------|--|-------------------|---|------------------|---|----------------------|-----|---------------------------|---------------|----------|----|------------|---|------------------|----|---------------|--|
| DIV. I ONLY | | 20-19-0 | | .51282 136 | | 2-5-0 | | 156 | | 185 | | 145 | | .50461 145 | | 5 | | 5 | |
| DIV. I NON-CONF. | | 16-8-0 | | .66667 44 | | 1-2-0 | | 260 | | 246 | | 116 | | .51537 116 | | 5 | | 5 | |
| TOTALS | | RPI 1-25 | | RPI 26-50 | | W-L RECORDS | | RPI 51-100 | | RPI 101-150 | | RPI 150+ | | | | | | | |
| 20-19-0 | | 0-0-0 | | 1-5-0 | | OVERALL | | 2-5-0 | | 2-2-0 | | 15-7-0 | | | | | | | |
| 4-9-0 | | 0-0-0 | | 0-3-0 | | HOME | | 0-1-0 | | 1-2-0 | | 3-3-0 | | | | | | | |
| 10-8-0 | | 0-0-0 | | 0-0-0 | | AWAY | | 2-4-0 | | 0-0-0 | | 8-4-0 | | | | | | | |
| 6-2-0 | | 0-0-0 | | 1-2-0 | | NEUTRAL | | 0-0-0 | | 1-0-0 | | 4-0-0 | | | | | | | |
| 16-8-0 | | 0-0-0 | | 0-0-0 | | NON-CONFERENCE | | 2-2-0 | | 1-0-0 | | 13-6-0 | | | | | | | |
| 3-4-0 | | 0-0-0 | | 0-0-0 | | HOME | | 0-1-0 | | 0-0-0 | | 3-3-0 | | | | | | | |
| 8-4-0 | | 0-0-0 | | 0-0- | | AWAY | | 2-1-0 | | 0-0-0 | | 6-3-0 | | | | | | | |
| 5-0-0 | | 0-0-0 | | 0-0-0 | | NEUTRAL | | 0-0-0 | | 1-0-0 | | 4-0-0 | | | | | | | |
| 4-11-0 | | 0-0-0 | | 1-5-0 | | CONFERENCE | | 0-3-0 | | 1-2-0 | | 2-1-0 | | | | | | | |
| 1-5-0 | | 0-0-0 | | 0-3-0 | | HOME | | 0-0-0 | | 1-2-0 | | 0-0-0 | | | | | | | |
| 2-4-0 | | 0-0-0 | | 0-0-0 | | AWAY | | 0-3-0 | | 0-0-0 | | 2-1-0 | | | | | | | |
| 1-2-0 | | 0-0-0 | | 1-2-0 | | NEUTRAL | | 0-0-0 | | 0-0-0 | | 0-0-0 | | | | | | | |
| RPI | S | Opponent | | Score | | RPI | S | Opponent | | Score | | RPI | S | Opponent | | Score | | | |
| | | | | 31 | H | Dallas Baptist | 2 | 8 | 51 | A | Evansville | 2 | 12 | 104 | N | Xavier | 15 | 5 | |
| | | | | 31 | H | Dallas Baptist | 6 | 17 | 51 | A | Evansville | 2 | 5 | 109 | H | Missouri St. | 5 | 6 | |
| | | | | 31 | H | Dallas Baptist | 7 | 9 | 51 | A | Evansville | 4 | 5 | 109 | H | Missouri St. | 6 | 5 | |
| | | | | 32 | N | Illinois St. | 6 | 7 | 86 | A | Wright St. | 5 | 1 | 109 | H | Missouri St. | 2 | 7 | |
| | | | | 32 | N | Illinois St. | 1 | 13 | 86 | A | Wright St. | 7 | 9 | 158 | A | UALR | 9 | 4 | |
| | | | | 32 | N | Illinois St. | 3 | 1 | 94 | A | Iowa | 7 | 0 | 158 | A | UALR | 0 | 3 | |
| | | | | | | | | | 94 | H | Iowa | 2 | 6 | 158 | A | UALR | 8 | 5 | |
| | | | | | | | | | | | | | | 170 | A | Southern Ill. | 7 | 4 | |
| | | | | | | | | | | | | | | 170 | A | Southern Ill. | 7 | 2 | |
| | | | | | | | | | | | | | | 170 | A | Southern Ill. | 1 | 6 | |
| | | | | | | | | | | | | | | 175 | A | Saint Louis | 9 | 1 | |
| | | | | | | | | | | | | | | 199 | H | Omaha | 2 | 4 | |
| | | | | | | | | | | | | | | 199 | H | Omaha | 0 | 7 | |
| | | | | | | | | | | | | | | 199 | H | Omaha | 6 | 11 | |
| | | | | | | | | | | | | | | 208 | H | Northern Ill. | 3 | 0 | |
| | | | | | | | | | | | | | | 208 | H | Northern Ill. | 7 | 5 | |
| | | | | | | | | | | | | | | 208 | N | Northern Ill. | 5 | 1 | |
| | | | | | | | | | | | | | | 213 | A | Austin Peay | 6 | 10 | |
| | | | | | | | | | | | | | | 221 | A | SIU Edwardsville | 5 | 6 | |
| | | | | | | | | | | | | | | 221 | H | SIU Edwardsville | 5 | 1 | |
| | | | | | | | | | | | | | | 222 | N | Dayton | 8 | 5 | |
| | | | | | | | | | | | | | | 222 | N | Dayton | 11 | 5 | |
| | | | | | | | | | | | | | | 222 | N | Dayton | 5 | 0 | |
| | | | | | | | | | | | | | | 296 | A | Alcorn | 12 | 4 | |
| | | | | | | | | | | | | | | 296 | A | Alcorn | 13 | 4 | |
| | | | | | | | | | | | | | | 296 | A | Alcorn | 9 | 4 | |
| LAST 15 GAMES | | | | | | | | | | | | | | | | | | | |
| | | | | 109 | H | Missouri St. | 6 | 5 | 199 | H | Omaha | 2 | 4 | 222 | N | Dayton | 5 | 0 | |
| | | | | 51 | A | Evansville | 2 | 12 | 208 | H | Northern Ill. | 7 | 5 | 296 | A | Alcorn | 12 | 4 | |
| | | | | 51 | A | Evansville | 4 | 5 | 208 | H | Northern Ill. | 3 | 0 | 296 | A | Alcorn | 13 | 4 | |
| | | | | 51 | A | Evansville | 2 | 5 | | | | | | 296 | A | Alcorn | | | |
| | | | | 221 | H | SIU Edwardsville | 5 | 1 | | | | | | | | | | | |

Non-Div. I Games: III.-Springfield 5 3

Bradley

| | | | | |
|-----|---|-------|---|----|
| 199 | H | Omaha | 6 | 11 |
| 199 | H | Omaha | 0 | 7 |

B
r
a
d
l
e
y

B
r
a
d
l
e
y

| Average RPI Win: 219 | | WON-LOST | WINNING | LAST 15 | STRENGTH OF | | OPP. STRENGTH | TEAM | ADJ | | CONF. | ADJ CONF. | |
|-----------------------|----------|----------|-----------|----------------|-------------|-------|----------------|-------|-------------|--------------|----------|-----------|----|
| Average RPI Loss: 150 | | RECORD | PCT. RANK | GAMES | SCHEDULE | | OF SCHEDULE | RPI | RPI | | RPI | RPI | |
| DIV. I ONLY | | 23-16-0 | .58974 | 85 | 8-6-0 | | 241 | 206 | 146 | .5035 | 146 | 22 | 22 |
| DIV. I NON-CONF. | | 8-11-0 | .42105 | 195 | 1-1-0 | | 235 | 203 | 216 | .47185 | 214 | 16 | 16 |
| TOTALS | | RPI 1-25 | RPI 26-50 | | W-L RECORDS | | RPI 51-100 | | RPI 101-150 | | RPI 150+ | | |
| 23-16-0 | 0-0-0 | 0-3-0 | | OVERALL | | 2-3-0 | | 0-1-0 | | 21-9-0 | | | |
| 12-3-0 | 0-0-0 | 0-0-0 | | HOME | | 1-2-0 | | 0-0-0 | | 11-1-0 | | | |
| 11-11-0 | 0-0-0 | 0-3-0 | | AWAY | | 1-1-0 | | 0-0-0 | | 10-7-0 | | | |
| 0-2-0 | 0-0-0 | 0-0-0 | | NEUTRAL | | 0-0-0 | | 0-1-0 | | 0-1-0 | | | |
| 8-11-0 | 0-0-0 | 0-3-0 | | NON-CONFERENCE | | 0-1-0 | | 0-1-0 | | 8-6-0 | | | |
| 4-1-0 | 0-0-0 | 0-0-0 | | HOME | | 0-1-0 | | 0-0-0 | | 4-0-0 | | | |
| 4-8-0 | 0-0-0 | 0-0- | | AWAY | | 0-0-0 | | 0-0-0 | | 4-5-0 | | | |
| 0-2-0 | 0-0-0 | 0-0-0 | | NEUTRAL | | 0-0-0 | | 0-1-0 | | 0-1-0 | | | |
| 15-5-0 | 0-0-0 | 0-0-0 | | CONFERENCE | | 2-2-0 | | 0-0-0 | | 13-3-0 | | | |
| 8-2-0 | 0-0-0 | 0-0-0 | | HOME | | 1-1-0 | | 0-0-0 | | 7-1-0 | | | |
| 7-3-0 | 0-0-0 | 0-0-0 | | AWAY | | 1-1-0 | | 0-0-0 | | 6-2-0 | | | |
| 0-0-0 | 0-0-0 | 0-0-0 | | NEUTRAL | | 0-0-0 | | 0-0-0 | | 0-0-0 | | | |
| RPI S | Opponent | Score | RPI S | Opponent | Score | RPI S | Opponent | Score | RPI S | Opponent | Score | | |
| | | | 31 A | Dallas Baptist | 4 5 | 52 A | Columbia | 2 5 | 125 N | Towson | 2 4 | | |
| | | | 31 A | Dallas Baptist | 7 8 | 52 A | Columbia | 3 2 | 191 A | Dartmouth | 7 4 | | |
| | | | 31 A | Dallas Baptist | 2 19 | 52 H | Columbia | 0 6 | 191 A | Dartmouth | 4 0 | | |
| | | | | | | 52 H | Columbia | 12 4 | 196 A | Richmond | 3 5 | | |
| | | | | | | 75 H | Saint Joseph's | 2 4 | 196 A | Richmond | 0 1 | | |
| | | | | | | | | | 196 A | Richmond | 5 6 | | |
| | | | | | | | | | 219 H | Cornell | 9 2 | | |
| | | | | | | | | | 219 H | Cornell | 4 2 | | |
| | | | | | | | | | 219 H | Cornell | 11 2 | | |
| | | | | | | | | | 219 H | Cornell | 0 9 | | |
| | | | | | | | | | 228 N | Monmouth | 5 7 | | |
| | | | | | | | | | 233 A | Delaware St. | 17 9 | | |
| | | | | | | | | | 233 A | Delaware St. | 4 1 | | |
| | | | | | | | | | 234 A | Princeton | 2 4 | | |
| | | | | | | | | | 234 A | Princeton | 6 1 | | |
| | | | | | | | | | 234 A | Princeton | 2 0 | | |
| | | | | | | | | | 234 A | Princeton | 4 6 | | |
| | | | | | | | | | 235 H | Yale | 6 1 | | |
| | | | | | | | | | 235 H | Yale | 11 9 | | |
| | | | | | | | | | 239 A | Villanova | 12 1 | | |
| | | | | | | | | | 245 H | Brown | 3 2 | | |
| | | | | | | | | | 245 H | Brown | 3 2 | | |
| | | | | | | | | | 246 A | Lafayette | 11 7 | | |
| | | | | | | | | | 246 A | Lafayette | 3 4 | | |
| | | | | | | | | | 246 H | Lafayette | 8 3 | | |
| | | | | | | | | | 246 H | Lafayette | 3 0 | | |
| | | | | | | | | | 246 H | Lafayette | 11 5 | | |
| LAST 15 GAMES | | | 52 A | Columbia | 2 5 | 234 A | Princeton | 4 6 | 246 A | Lafayette | 11 7 | | |
| | | | 52 A | Columbia | 3 2 | 219 H | Cornell | 9 2 | 246 A | Lafayette | 3 4 | | |
| | | | 52 H | Columbia | 12 4 | 219 H | Cornell | 4 2 | 246 H | Lafayette | 8 3 | | |
| | | | 52 H | Columbia | 0 6 | | | | 246 H | Lafayette | 3 0 | | |
| | | | 234 A | Princeton | 6 1 | | | | 246 H | Lafayette | 11 5 | | |

Non-Div. I Games: USciences 16 1

Penn

Penn

| | | | | |
|-----|---|-----------|---|---|
| 234 | A | Princeton | 2 | 4 |
| 234 | A | Princeton | 2 | 0 |

Through Games Of April 27, 2014

| RPI | S | Opponent | Score | |
|-----|---|---------------|-------|---|
| 258 | A | Harvard | 9 | 6 |
| 258 | A | Harvard | 7 | 3 |
| 261 | A | Navy | 1 | 2 |
| 262 | H | Saint Peter's | 8 | 4 |

Penn

P
e
n
n

P
e
n
n

BYU

BYU

| | | |
|-----------------|---|---|
| 39 A Pepperdine | 4 | 6 |
| 39 A Pepperdine | 1 | 0 |

B
Y
U

B
Y
U

| Average RPI Win: 131 | | WON-LOST | WINNING | LAST 15 | STRENGTH OF | | OPP. STRENGTH | TEAM | ADJ | CONF. | ADJ CONF. |
|-----------------------|-------------|----------|-----------|----------------|------------------|-------|---------------|-------|------------------|--------|-----------|
| Average RPI Loss: 121 | | RECORD | PCT. RANK | GAMES | SCHEDULE | | OF SCHEDULE | RPI | RPI | RPI | RPI |
| DIV. I ONLY | | 19-24-0 | .44186 | 187 | 6-9-0 | | 84 | 119 | 148 | .50184 | 148 |
| DIV. I NON-CONF. | | 10-13-0 | .43478 | 190 | 0-3-0 | | 26 | 214 | 108 | .51818 | 108 |
| TOTALS | | RPI 1-25 | RPI 26-50 | | W-L RECORDS | | RPI 51-100 | | RPI 101-150 | | RPI 150+ |
| 19-24-0 | 0-1-0 | 0-2-0 | | OVERALL | | 7-7-0 | | 3-8-0 | | 9-6-0 | |
| 10-12-0 | 0-0-0 | 0-0-0 | | HOME | | 1-3-0 | | 3-6-0 | | 6-3-0 | |
| 9-12-0 | 0-1-0 | 0-2-0 | | AWAY | | 6-4-0 | | 0-2-0 | | 3-3-0 | |
| 0-0-0 | 0-0-0 | 0-0-0 | | NEUTRAL | | 0-0-0 | | 0-0-0 | | 0-0-0 | |
| 10-13-0 | 0-1-0 | 0-2-0 | | NON-CONFERENCE | | 3-2-0 | | 3-5-0 | | 4-3-0 | |
| 6-5-0 | 0-0-0 | 0-0-0 | | HOME | | 0-1-0 | | 3-3-0 | | 3-1-0 | |
| 4-8-0 | 0-1-0 | 0-0- | | AWAY | | 3-1-0 | | 0-2-0 | | 1-2-0 | |
| 0-0-0 | 0-0-0 | 0-0-0 | | NEUTRAL | | 0-0-0 | | 0-0-0 | | 0-0-0 | |
| 9-11-0 | 0-0-0 | 0-0-0 | | CONFERENCE | | 4-5-0 | | 0-3-0 | | 5-3-0 | |
| 4-7-0 | 0-0-0 | 0-0-0 | | HOME | | 1-2-0 | | 0-3-0 | | 3-2-0 | |
| 5-4-0 | 0-0-0 | 0-0-0 | | AWAY | | 3-3-0 | | 0-0-0 | | 2-1-0 | |
| 0-0-0 | 0-0-0 | 0-0-0 | | NEUTRAL | | 0-0-0 | | 0-0-0 | | 0-0-0 | |
| RPI S | Opponent | Score | | RPI S | Opponent | Score | | RPI S | Opponent | Score | |
| 15 A | LSU | 0 9 | | 41 A | Mississippi St. | 0 3 | | 59 A | Arkansas | 5 3 | |
| | | | | 47 A | Auburn | 1 6 | | 59 A | Arkansas | 1 12 | |
| | | | | | | | | 59 A | Arkansas | 2 1 | |
| | | | | | | | | 60 H | Arkansas St. | 6 7 | |
| | | | | | | | | 60 H | Arkansas St. | 5 0 | |
| | | | | | | | | 60 H | Arkansas St. | 2 3 | |
| | | | | | | | | 67 A | Southern Miss. | 5 1 | |
| | | | | | | | | 67 H | Southern Miss. | 1 3 | |
| | | | | | | | | 77 A | Texas St. | 7 2 | |
| | | | | | | | | 77 A | Texas St. | 5 4 | |
| | | | | | | | | 77 A | Texas St. | 0 2 | |
| | | | | | | | | 88 A | Western Ky. | 13 10 | |
| | | | | | | | | 88 A | Western Ky. | 2 7 | |
| | | | | | | | | 88 A | Western Ky. | 3 6 | |
| LAST 15 GAMES | | | | | | | | | | | |
| 156 H | La.-Monroe | 7 8 | | 129 H | Southeastern La. | 0 5 | | 129 H | Southeastern La. | 0 5 | |
| 156 H | La.-Monroe | 6 5 | | 60 H | Arkansas St. | 2 3 | | 260 A | New Orleans | 3 4 | |
| 156 H | La.-Monroe | 7 4 | | 60 H | Arkansas St. | 6 7 | | 260 A | New Orleans | 5 0 | |
| 47 A | Auburn | 1 6 | | | | | | 275 A | Jackson St. | 4 5 | |
| 88 A | Western Ky. | 3 6 | | | | | | | | | |

Non-Div. I Games:

South Ala.

| | | |
|------------------|----|----|
| 88 A Western Ky. | 2 | 7 |
| 88 A Western Ky. | 13 | 10 |

S
o
u
t
h
A
l
a
.

S
o
u
t
h
A
l
a
.

| Average RPI Win: 134 | | WON-LOST | WINNING | LAST 15 | STRENGTH OF | | OPP. STRENGTH | TEAM | ADJ | CONF. | ADJ CONF. |
|----------------------|----------------|----------|-----------|-----------------|----------------|-------|--------------------|-------|-------------|-----------------|-----------|
| Average RPI Loss: 90 | | RECORD | PCT. RANK | GAMES | SCHEDULE | | OF SCHEDULE | RPI | RPI | RPI | RPI |
| DIV. I ONLY | | 14-25-0 | .35897 | 242 | 7-8-0 | | 13 | 96 | 149 | .50166 | 149 |
| DIV. I NON-CONF. | | 7-15-0 | .31818 | 249 | 2-4-0 | | 11 | 24 | 155 | .49791 | 155 |
| TOTALS | | RPI 1-25 | RPI 26-50 | | W-L RECORDS | | RPI 51-100 | | RPI 101-150 | | RPI 150+ |
| 14-25-0 | | 3-9-0 | 0-1-0 | | OVERALL | | 2-5-0 | | 1-3-0 | | 8-7-0 |
| 9-15-0 | | 1-6-0 | 0-1-0 | | HOME | | 2-4-0 | | 1-2-0 | | 5-2-0 |
| 5-10-0 | | 2-3-0 | 0-0-0 | | AWAY | | 0-1-0 | | 0-1-0 | | 3-5-0 |
| 0-0-0 | | 0-0-0 | 0-0-0 | | NEUTRAL | | 0-0-0 | | 0-0-0 | | 0-0-0 |
| 7-15-0 | | 3-6-0 | 0-1-0 | | NON-CONFERENCE | | 0-4-0 | | 0-1-0 | | 4-3-0 |
| 5-8-0 | | 1-3-0 | 0-1-0 | | HOME | | 0-3-0 | | 0-0-0 | | 4-1-0 |
| 2-7-0 | | 2-3-0 | 0-0-0 | | AWAY | | 0-1-0 | | 0-1-0 | | 0-2-0 |
| 0-0-0 | | 0-0-0 | 0-0-0 | | NEUTRAL | | 0-0-0 | | 0-0-0 | | 0-0-0 |
| 7-10-0 | | 0-3-0 | 0-0-0 | | CONFERENCE | | 2-1-0 | | 1-2-0 | | 4-4-0 |
| 4-7-0 | | 0-3-0 | 0-0-0 | | HOME | | 2-1-0 | | 1-2-0 | | 1-1-0 |
| 3-3-0 | | 0-0-0 | 0-0-0 | | AWAY | | 0-0-0 | | 0-0-0 | | 3-3-0 |
| 0-0-0 | | 0-0-0 | 0-0-0 | | NEUTRAL | | 0-0-0 | | 0-0-0 | | 0-0-0 |
| RPI S | Opponent | Score | RPI S | Opponent | Score | RPI S | Opponent | Score | RPI S | Opponent | Score |
| 2 H | Indiana | 2 9 | 45 H | UCF | 3 5 | 73 A | Col. of Charleston | 3 4 | 105 H | FGCU | 2 3 |
| 2 H | Indiana | 6 7 | | | | 73 H | Col. of Charleston | 1 4 | 105 H | FGCU | 3 13 |
| 2 H | Indiana | 4 3 | | | | 90 H | Rutgers | 2 10 | 105 H | FGCU | 1 0 |
| 3 A | Florida | 3 1 | | | | 90 H | Rutgers | 2 6 | 127 A | Ga. Southern | 5 13 |
| 5 A | Florida St. | 1 6 | | | | 93 H | Kennesaw St. | 4 3 | 159 A | Lipscomb | 7 6 |
| 5 H | Florida St. | 6 12 | | | | 93 H | Kennesaw St. | 10 5 | 159 A | Lipscomb | 2 7 |
| 13 A | TCU | 1 5 | | | | 93 H | Kennesaw St. | 4 10 | 159 A | Lipscomb | 6 17 |
| 13 A | TCU | 2 0 | | | | | | | 182 A | North Florida | 6 5 |
| 13 A | TCU | 0 5 | | | | | | | 182 A | North Florida | 8 4 |
| 21 H | Mercer | 4 9 | | | | | | | 182 A | North Florida | 2 11 |
| 21 H | Mercer | 3 6 | | | | | | | 194 H | East Tenn. St. | 13 6 |
| 21 H | Mercer | 2 4 | | | | | | | 194 H | East Tenn. St. | 3 7 |
| | | | | | | | | | 195 H | Winthrop | 8 0 |
| | | | | | | | | | 195 H | Winthrop | 4 0 |
| | | | | | | | | | 195 H | Winthrop | 1 4 |
| | | | | | | | | | 216 A | Florida A&M | 5 6 |
| | | | | | | | | | 216 H | Florida A&M | 20 1 |
| | | | | | | | | | 237 A | Bethune-Cookman | 2 6 |
| | | | | | | | | | 237 H | Bethune-Cookman | 4 3 |
| LAST 15 GAMES | | | | | | | | | | | |
| 3 A | Florida | 3 1 | 237 H | Bethune-Cookman | 4 3 | | | | | | |
| 194 H | East Tenn. St. | 3 7 | 216 A | Florida A&M | 5 6 | | | | | | |
| 194 H | East Tenn. St. | 13 6 | 182 A | North Florida | 2 11 | | | | | | |
| 5 A | Florida St. | 1 6 | | | | | | | | | |
| 105 H | FGCU | 1 0 | | | | | | | | | |

Non-Div. I Games:

Jacksonville

| | | |
|------------|---|----|
| 105 H FGCU | 2 | 3 |
| 105 H FGCU | 3 | 13 |

J
a
c
k
s
o
n
v
i
l
l
e

J
a
c
k
s
o
n
v
i
l
l
e

| Average RPI Win: | 207 | WON-LOST | WINNING | LAST 15 | STRENGTH OF | OPP. STRENGTH | TEAM | ADJ | CONF. | ADJ CONF. | |
|-------------------|----------|-----------|-----------|----------------|-------------|---------------|-------|-------------|-------|-------------|------------------|
| Average RPI Loss: | 163 | RECORD | PCT. RANK | GAMES | SCHEDULE | OF SCHEDULE | RPI | RPI | RPI | RPI | |
| DIV. I ONLY | 24-16-0 | .6 | 74 | 2-2-0 | 255 | 210 | 150 | .4993 | 150 | 25 | 25 |
| DIV. I NON-CONF. | 14-12-0 | .53846 | 128 | 1-0-0 | 243 | 211 | 156 | .49715 | 156 | 23 | 23 |
| <hr/> | | | | | | | | | | | |
| TOTALS | RPI 1-25 | RPI 26-50 | | W-L RECORDS | | RPI 51-100 | | RPI 101-150 | | RPI 150+ | |
| 24-16-0 | 0-0-0 | 0-1-0 | | OVERALL | | 1-2-0 | | 2-2-0 | | 21-11-0 | |
| 11-5-0 | 0-0-0 | 0-1-0 | | HOME | | 0-0-0 | | 2-2-0 | | 9-2-0 | |
| 12-10-0 | 0-0-0 | 0-0-0 | | AWAY | | 1-2-0 | | 0-0-0 | | 11-8-0 | |
| 1-1-0 | 0-0-0 | 0-0-0 | | NEUTRAL | | 0-0-0 | | 0-0-0 | | 1-1-0 | |
| 14-12-0 | 0-0-0 | 0-1-0 | | NON-CONFERENCE | | 1-2-0 | | 1-1-0 | | 12-8-0 | |
| 5-3-0 | 0-0-0 | 0-1-0 | | HOME | | 0-0-0 | | 1-1-0 | | 4-1-0 | |
| 8-8-0 | 0-0-0 | 0-0- | | AWAY | | 1-2-0 | | 0-0-0 | | 7-6-0 | |
| 1-1-0 | 0-0-0 | 0-0-0 | | NEUTRAL | | 0-0-0 | | 0-0-0 | | 1-1-0 | |
| 10-4-0 | 0-0-0 | 0-0-0 | | CONFERENCE | | 0-0-0 | | 1-1-0 | | 9-3-0 | |
| 6-2-0 | 0-0-0 | 0-0-0 | | HOME | | 0-0-0 | | 1-1-0 | | 5-1-0 | |
| 4-2-0 | 0-0-0 | 0-0-0 | | AWAY | | 0-0-0 | | 0-0-0 | | 4-2-0 | |
| 0-0-0 | 0-0-0 | 0-0-0 | | NEUTRAL | | 0-0-0 | | 0-0-0 | | 0-0-0 | |
| RPI | S | Opponent | Score | RPI | S | Opponent | Score | RPI | S | Opponent | Score |
| | | | | 30 | H | Bryant | 2 6 | 90 | A | Rutgers | 3 4 |
| | | | | | | | | 90 | A | Rutgers | 11 8 |
| | | | | | | | | 90 | A | Rutgers | 1 4 |
| | | | | | | | | | | 119 | H UConn |
| | | | | | | | | | | 126 | H Stony Brook |
| | | | | | | | | | | 126 | H Stony Brook |
| | | | | | | | | | | 136 | H Army |
| | | | | | | | | | | 162 | H Sacred Heart |
| | | | | | | | | | | 162 | N Sacred Heart |
| | | | | | | | | | | 168 | A Binghamton |
| | | | | | | | | | | 168 | A Binghamton |
| | | | | | | | | | | 168 | A Binghamton |
| | | | | | | | | | | 168 | H Binghamton |
| | | | | | | | | | | 168 | H Binghamton |
| | | | | | | | | | | 168 | H Binghamton |
| | | | | | | | | | | 174 | A George Mason |
| | | | | | | | | | | 174 | A George Mason |
| | | | | | | | | | | 174 | A George Mason |
| | | | | | | | | | | 177 | H Fairfield |
| | | | | | | | | | | 194 | A East Tenn. St. |
| | | | | | | | | | | 194 | A East Tenn. St. |
| | | | | | | | | | | 194 | A East Tenn. St. |
| | | | | | | | | | | 201 | A Georgetown |
| | | | | | | | | | | 201 | A Georgetown |
| | | | | | | | | | | 201 | A Georgetown |
| | | | | | | | | | | 220 | A Holy Cross |
| | | | | | | | | | | 235 | H Yale |
| | | | | | | | | | | 240 | A Maine |
| | | | | | | | | | | 240 | A Maine |
| | | | | | | | | | | 240 | A Maine |
| LAST 15 GAMES | | | | | | | | | | | |
| | | | | 243 | A | Quinnipiac | 5 3 | 288 | H | Albany (NY) | 3 2 |
| | | | | 168 | A | Binghamton | 3 4 | 136 | H | Army | 2 4 |
| | | | | 168 | A | Binghamton | 3 13 | 90 | A | Rutgers | 11 8 |
| | | | | 168 | A | Binghamton | 9 1 | | | | |
| | | | | 257 | A | Rhode Island | 4 2 | | | | |

Non-Div. I Games:

Hartford

| | | | | |
|-----|---|-------------|----|---|
| 288 | H | Albany (NY) | 12 | 9 |
| 288 | H | Albany (NY) | 3 | 0 |

| RPI | S | Opponent | Score | |
|-----|---|---------------|-------|----|
| 241 | N | Temple | 4 | 5 |
| 243 | A | Quinnipiac | 5 | 3 |
| 243 | H | Quinnipiac | 4 | 10 |
| 253 | A | La Salle | 8 | 1 |
| 257 | A | Rhode Island | 4 | 2 |
| 270 | H | Massachusetts | 3 | 0 |
| 288 | H | Albany (NY) | 3 | 0 |
| 288 | H | Albany (NY) | 3 | 2 |
| 288 | H | Albany (NY) | 12 | 9 |

Hartford

H
a
r
t
f
o
r
d

H
a
r
t
f
o
r
d

| Average RPI Win: | | 129 | WON-LOST RECORD | | WINNING PCT. RANK | LAST 15 GAMES | STRENGTH OF SCHEDULE | | OPP. STRENGTH OF SCHEDULE | TEAM RPI | ADJ RPI | CONF. RPI | ADJ CONF. RPI |
|-------------------|-------------|-------------|-----------------|-----------------|-------------------|---------------|----------------------|------------|---------------------------|-----------------|------------|-----------|---------------|
| Average RPI Loss: | | 102 | 17-27-0 | | .38636 230 | 7-8-0 | 65 | | 68 | 151 | .49887 151 | 3 | 3 |
| DIV. I ONLY | | | 9-11-0 | | .45 185 | 1-4-0 | 264 | | 202 | 220 | .46811 219 | 4 | 4 |
| DIV. I NON-CONF. | | | | | | | | | | | | | |
| TOTALS | | RPI 1-25 | RPI 26-50 | | W-L RECORDS | | RPI 51-100 | | RPI 101-150 | | RPI 150+ | | |
| 17-27-0 | | 0-9-0 | 4-2-0 | | OVERALL | | 3-3-0 | | 3-4-0 | | 7-9-0 | | |
| 8-8-0 | | 0-3-0 | 4-2-0 | | HOME | | 1-2-0 | | 1-0-0 | | 2-1-0 | | |
| 6-16-0 | | 0-6-0 | 0-0-0 | | AWAY | | 2-1-0 | | 0-2-0 | | 4-7-0 | | |
| 3-3-0 | | 0-0-0 | 0-0-0 | | NEUTRAL | | 0-0-0 | | 2-2-0 | | 1-1-0 | | |
| 9-11-0 | | 0-0-0 | 0-0-0 | | NON-CONFERENCE | | 0-0-0 | | 3-4-0 | | 6-7-0 | | |
| 3-1-0 | | 0-0-0 | 0-0-0 | | HOME | | 0-0-0 | | 1-0-0 | | 2-1-0 | | |
| 3-7-0 | | 0-0-0 | 0-0- | | AWAY | | 0-0-0 | | 0-2-0 | | 3-5-0 | | |
| 3-3-0 | | 0-0-0 | 0-0-0 | | NEUTRAL | | 0-0-0 | | 2-2-0 | | 1-1-0 | | |
| 8-16-0 | | 0-9-0 | 4-2-0 | | CONFERENCE | | 3-3-0 | | 0-0-0 | | 1-2-0 | | |
| 5-7-0 | | 0-3-0 | 4-2-0 | | HOME | | 1-2-0 | | 0-0-0 | | 0-0-0 | | |
| 3-9-0 | | 0-6-0 | 0-0-0 | | AWAY | | 2-1-0 | | 0-0-0 | | 1-2-0 | | |
| 0-0-0 | | 0-0-0 | 0-0-0 | | NEUTRAL | | 0-0-0 | | 0-0-0 | | 0-0-0 | | |
| RPI S | Opponent | Score | RPI S | Opponent | Score | RPI S | Opponent | Score | RPI S | Opponent | Score | | |
| 1 A | Virginia | 2 3 | 37 H | Maryland | 7 4 | 68 A | North Carolina St. | 7 5 | 101 N | Central Mich. | 5 4 | | |
| 1 A | Virginia | 1 2 | 37 H | Maryland | 5 1 | 68 A | North Carolina St. | 1 5 | 115 N | St. John's (NY) | 2 4 | | |
| 1 A | Virginia | 1 8 | 37 H | Maryland | 5 2 | 68 A | North Carolina St. | 9 7 | 119 H | UConn | 2 1 | | |
| 5 H | Florida St. | 0 6 | 42 H | North Carolina | 10 9 | 81 H | Wake Forest | 2 6 | 120 N | Nevada | 1 4 | | |
| 5 H | Florida St. | 1 10 | 42 H | North Carolina | 0 7 | 81 H | Wake Forest | 2 1 | 120 N | Nevada | 7 3 | | |
| 5 H | Florida St. | 7 11 | 42 H | North Carolina | 2 12 | 81 H | Wake Forest | 0 8 | 134 A | Fla. Atlantic | 2 6 | | |
| 18 A | Miami (FL) | 3 4 | | | | | | | 134 A | Fla. Atlantic | 2 3 | | |
| 18 A | Miami (FL) | 2 5 | | | | | | | 173 A | Santa Clara | 4 1 | | |
| 18 A | Miami (FL) | 2 6 | | | | | | | 173 A | Santa Clara | 8 6 | | |
| | | | | | | | | | 191 H | Dartmouth | 1 2 | | |
| | | | | | | | | | 198 A | Northeastern | 3 4 | | |
| | | | | | | | | | 198 A | Northeastern | 0 7 | | |
| | | | | | | | | | 200 A | Stetson | 1 3 | | |
| | | | | | | | | | 200 A | Stetson | 8 0 | | |
| | | | | | | | | | 200 A | Stetson | 3 5 | | |
| | | | | | | | | | 203 A | Notre Dame | 4 1 | | |
| | | | | | | | | | 203 A | Notre Dame | 0 7 | | |
| | | | | | | | | | 203 A | Notre Dame | 2 4 | | |
| | | | | | | | | | 217 N | Western Mich. | 3 5 | | |
| | | | | | | | | | 218 H | UMass Lowell | 7 6 | | |
| | | | | | | | | | 239 N | Villanova | 7 6 | | |
| | | | | | | | | | 258 A | Harvard | 5 6 | | |
| | | | | | | | | | 270 H | Massachusetts | 7 6 | | |
| | | | LAST 15 GAMES | | | | | | | | | | |
| | | | 37 H | Maryland | 5 2 | 68 A | North Carolina St. | 1 5 | | | | | |
| | | | 37 H | Maryland | 7 4 | 218 H | UMass Lowell | 7 6 | | | | | |
| | | | 37 H | Maryland | 5 1 | 203 A | Notre Dame | 0 7 | | | | | |
| | | | 115 N | St. John's (NY) | 2 4 | | | | | | | | |
| | | | 198 A | Northeastern | 3 4 | | | | | | | | |

Non-Div. I Games:

Boston College

| | | |
|-------------------------|---|---|
| 68 A North Carolina St. | 9 | 7 |
| 68 A North Carolina St. | 7 | 5 |

B
o
s
t
o
n
C
o
l
l
e
g
e

B
o
s
t
o
n
C
o
l
l
e
g
e

| Average RPI Win: 174 | | WON-LOST | WINNING | LAST 15 | STRENGTH OF | | OPP. STRENGTH | TEAM | ADJ | CONF. | ADJ CONF. |
|-----------------------|----------|----------|-----------|---------------------|----------------|-------|-----------------|-------|-------------|--------------------|-----------|
| Average RPI Loss: 106 | | RECORD | PCT. RANK | GAMES | SCHEDULE | | OF SCHEDULE | RPI | RPI | RPI | RPI |
| DIV. I ONLY | | 25-19-0 | .56818 | 98 | 8-7-0 | | 225 | 89 | 152 | .49767 | 152 |
| DIV. I NON-CONF. | | 12-11-0 | .52174 | 132 | 2-1-0 | | 133 | 61 | 163 | .49439 | 163 |
| TOTALS | | RPI 1-25 | RPI 26-50 | | W-L RECORDS | | RPI 51-100 | | RPI 101-150 | | RPI 150+ |
| 25-19-0 | | 0-3-0 | 0-2-0 | | OVERALL | | 5-3-0 | | 3-6-0 | | 17-5-0 |
| 17-9-0 | | 0-3-0 | 0-1-0 | | HOME | | 2-0-0 | | 1-3-0 | | 14-2-0 |
| 8-10-0 | | 0-0-0 | 0-1-0 | | AWAY | | 3-3-0 | | 2-3-0 | | 3-3-0 |
| 0-0-0 | | 0-0-0 | 0-0-0 | | NEUTRAL | | 0-0-0 | | 0-0-0 | | 0-0-0 |
| 12-11-0 | | 0-3-0 | 0-2-0 | | NON-CONFERENCE | | 3-2-0 | | 1-2-0 | | 8-2-0 |
| 10-7-0 | | 0-3-0 | 0-1-0 | | HOME | | 2-0-0 | | 0-1-0 | | 8-2-0 |
| 2-4-0 | | 0-0-0 | 0-0- | | AWAY | | 1-2-0 | | 1-1-0 | | 0-0-0 |
| 0-0-0 | | 0-0-0 | 0-0-0 | | NEUTRAL | | 0-0-0 | | 0-0-0 | | 0-0-0 |
| 13-8-0 | | 0-0-0 | 0-0-0 | | CONFERENCE | | 2-1-0 | | 2-4-0 | | 9-3-0 |
| 7-2-0 | | 0-0-0 | 0-0-0 | | HOME | | 0-0-0 | | 1-2-0 | | 6-0-0 |
| 6-6-0 | | 0-0-0 | 0-0-0 | | AWAY | | 2-1-0 | | 1-2-0 | | 3-3-0 |
| 0-0-0 | | 0-0-0 | 0-0-0 | | NEUTRAL | | 0-0-0 | | 0-0-0 | | 0-0-0 |
| RPI S | Opponent | Score | RPI S | Opponent | Score | RPI S | Opponent | Score | RPI S | Opponent | Score |
| 25 H | Oregon | 2 12 | 48 A | Southern California | 1 6 | 54 A | UC Irvine | 2 3 | 106 A | UCLA | 6 1 |
| 25 H | Oregon | 3 4 | 48 H | Southern California | 2 4 | 54 H | UC Irvine | 7 2 | 106 A | UCLA | 0 3 |
| 25 H | Oregon | 3 5 | | | | 55 A | Long Beach St. | 8 2 | 106 H | UCLA | 3 5 |
| | | | | | | 55 H | Long Beach St. | 4 3 | 139 H | San Francisco | 4 6 |
| | | | | | | 56 A | San Diego St. | 2 9 | 139 H | San Francisco | 3 9 |
| | | | | | | 74 A | San Diego | 1 8 | 139 H | San Francisco | 5 4 |
| | | | | | | 74 A | San Diego | 5 3 | 147 A | BYU | 2 0 |
| | | | | | | 74 A | San Diego | 7 0 | 147 A | BYU | 2 6 |
| | | | | | | | | | 147 A | BYU | 2 4 |
| | | | | | | | | | 161 A | Gonzaga | 5 10 |
| | | | | | | | | | 161 A | Gonzaga | 7 5 |
| | | | | | | | | | 161 A | Gonzaga | 2 0 |
| | | | | | | | | | 167 H | Utah | 2 0 |
| | | | | | | | | | 167 H | Utah | 6 7 |
| | | | | | | | | | 167 H | Utah | 4 1 |
| | | | | | | | | | 173 A | Santa Clara | 2 10 |
| | | | | | | | | | 173 A | Santa Clara | 7 8 |
| | | | | | | | | | 173 A | Santa Clara | 6 5 |
| | | | | | | | | | 189 H | Cal St. Northridge | 12 11 |
| | | | | | | | | | 192 H | Utah Valley | 3 5 |
| | | | | | | | | | 192 H | Utah Valley | 9 2 |
| | | | | | | | | | 192 H | Utah Valley | 2 1 |
| | | | | | | | | | 242 H | Northern Ky. | 4 2 |
| | | | | | | | | | 242 H | Northern Ky. | 8 3 |
| | | | | | | | | | 242 H | Northern Ky. | 13 10 |
| | | | | | | | | | 252 H | St. Mary's (CA) | 11 1 |
| | | | | | | | | | 252 H | St. Mary's (CA) | 4 3 |
| LAST 15 GAMES | | | 173 A | Santa Clara | 7 8 | 54 H | UC Irvine | 7 2 | | | |
| | | | 173 A | Santa Clara | 2 10 | 252 H | St. Mary's (CA) | 7 5 | | | |
| | | | 173 A | Santa Clara | 6 5 | 252 H | St. Mary's (CA) | 11 1 | | | |
| | | | 106 A | UCLA | 0 3 | | | | | | |
| | | | 147 A | BYU | 2 4 | | | | | | |

Non-Div. I Games:

Loyola Marymount

| | | | | |
|-----|---|-----|---|---|
| 147 | A | BYU | 2 | 6 |
| 147 | A | BYU | 2 | 0 |

| RPI | S | Opponent | Score | |
|-----|---|-----------------|-------|---|
| 252 | H | St. Mary's (CA) | 7 | 5 |
| 254 | H | Portland | 10 | 8 |
| 254 | H | Portland | 5 | 2 |
| 254 | H | Portland | 8 | 7 |

Loyola Marymount

L
o
y
o
l
a
M
a
r
y
m
o
u
n
t

L
o
y
o
l
a
M
a
r
y
m
o
u
n
t

Grand Canyon

Grand Canyon

| | | | | |
|-----|---|----------------|---|---|
| 297 | A | Northern Colo. | 6 | 8 |
| 57 | A | Kansas | 1 | 7 |

| RPI | S | Opponent | Score | |
|-----|---|----------------|-------|---|
| 293 | H | Chicago St. | 2 | 1 |
| 293 | H | Chicago St. | 12 | 6 |
| 293 | H | Chicago St. | 15 | 5 |
| 297 | A | Northern Colo. | 6 | 8 |
| 297 | A | Northern Colo. | 12 | 5 |
| 297 | A | Northern Colo. | 14 | 3 |

Grand Canyon

G
r
a
n
d
C
a
n
y
o
n

G
r
a
n
d
C
a
n
y
o
n

| Average RPI Win: 164 | | WON-LOST | WINNING | LAST 15 | STRENGTH OF | | OPP. STRENGTH | TEAM | ADJ | CONF. | ADJ CONF. |
|-----------------------|----------|----------|---------------|--------------|----------------|-------|----------------|-------|-------------|-----------------|-----------|
| Average RPI Loss: 118 | | RECORD | PCT. RANK | GAMES | SCHEDULE | | OF SCHEDULE | RPI | RPI | RPI | RPI |
| DIV. I ONLY | | 20-19-0 | .51282 | 136 | 7-8-0 | | 149 | 120 | 154 | .49642 | 154 |
| DIV. I NON-CONF. | | 13-11-0 | .54167 | 124 | 2-1-0 | | 221 | 72 | 173 | .48991 | 173 |
| TOTALS | | RPI 1-25 | RPI 26-50 | | W-L RECORDS | | RPI 51-100 | | RPI 101-150 | | RPI 150+ |
| 20-19-0 | | 0-0-0 | 0-4-0 | | OVERALL | | 4-7-0 | | 6-1-0 | | 10-7-0 |
| 15-8-0 | | 0-0-0 | 0-1-0 | | HOME | | 2-4-0 | | 3-0-0 | | 10-3-0 |
| 4-10-0 | | 0-0-0 | 0-3-0 | | AWAY | | 2-3-0 | | 2-1-0 | | 0-3-0 |
| 1-1-0 | | 0-0-0 | 0-0-0 | | NEUTRAL | | 0-0-0 | | 1-0-0 | | 0-1-0 |
| 13-11-0 | | 0-0-0 | 0-4-0 | | NON-CONFERENCE | | 4-3-0 | | 1-0-0 | | 8-4-0 |
| 10-4-0 | | 0-0-0 | 0-1-0 | | HOME | | 2-1-0 | | 0-0-0 | | 8-2-0 |
| 2-6-0 | | 0-0-0 | 0-0- | | AWAY | | 2-2-0 | | 0-0-0 | | 0-1-0 |
| 1-1-0 | | 0-0-0 | 0-0-0 | | NEUTRAL | | 0-0-0 | | 1-0-0 | | 0-1-0 |
| 7-8-0 | | 0-0-0 | 0-0-0 | | CONFERENCE | | 0-4-0 | | 5-1-0 | | 2-3-0 |
| 5-4-0 | | 0-0-0 | 0-0-0 | | HOME | | 0-3-0 | | 3-0-0 | | 2-1-0 |
| 2-4-0 | | 0-0-0 | 0-0-0 | | AWAY | | 0-1-0 | | 2-1-0 | | 0-2-0 |
| 0-0-0 | | 0-0-0 | 0-0-0 | | NEUTRAL | | 0-0-0 | | 0-0-0 | | 0-0-0 |
| RPI S | Opponent | Score | RPI S | Opponent | Score | RPI S | Opponent | Score | RPI S | Opponent | Score |
| | | | 33 A | Georgia Tech | 3 7 | 58 H | Western Caro. | 4 5 | 111 H | Elon | 12 3 |
| | | | 33 A | Georgia Tech | 0 7 | 58 H | Western Caro. | 1 3 | 111 H | Elon | 5 1 |
| | | | 33 A | Georgia Tech | 3 12 | 58 H | Western Caro. | 12 13 | 111 H | Elon | 13 4 |
| | | | 36 H | High Point | 4 7 | 61 A | Duke | 0 2 | 114 N | Minnesota | 4 1 |
| | | | | | | 61 H | Duke | 9 8 | 127 A | Ga. Southern | 8 7 |
| | | | | | | 63 A | East Carolina | 6 5 | 127 A | Ga. Southern | 6 10 |
| | | | | | | 63 H | East Carolina | 3 4 | 127 A | Ga. Southern | 6 2 |
| | | | | | | 81 A | Wake Forest | 4 2 | 184 H | Furman | 7 15 |
| | | | | | | 81 H | Wake Forest | 11 10 | 184 H | Furman | 8 6 |
| | | | | | | 87 A | UNC Wilmington | 2 5 | 184 H | Furman | 14 8 |
| | | | | | | 91 A | Davidson | 6 7 | 185 A | Appalachian St. | 4 15 |
| | | | | | | | | | 185 A | Appalachian St. | 2 4 |
| | | | | | | | | | 187 A | Coastal Caro. | 0 3 |
| | | | | | | | | | 201 H | Georgetown | 14 3 |
| | | | | | | | | | 201 H | Georgetown | 7 1 |
| | | | | | | | | | 201 H | Georgetown | 10 9 |
| | | | | | | | | | 234 H | Princeton | 11 1 |
| | | | | | | | | | 234 H | Princeton | 1 11 |
| | | | | | | | | | 234 H | Princeton | 11 10 |
| | | | | | | | | | 264 H | UNC Asheville | 4 7 |
| | | | | | | | | | 268 N | UMBC | 0 2 |
| | | | | | | | | | 280 H | N.C. A&T | 8 7 |
| | | | | | | | | | 280 H | N.C. A&T | 13 8 |
| | | | | | | | | | 285 H | UMES | 16 5 |
| | | | LAST 15 GAMES | | | 127 A | Ga. Southern | 6 2 | | | |
| | | | 111 H | Elon | 13 4 | 81 A | Wake Forest | 4 2 | | | |
| | | | 111 H | Elon | 12 3 | 58 H | Western Caro. | 1 3 | | | |
| | | | 111 H | Elon | 5 1 | | | | | | |
| | | | 61 A | Duke | 0 2 | | | | | | |
| | | | 91 A | Davidson | 6 7 | | | | | | |

Non-Div. I Games:

UNC Greensboro

| | | |
|--------------------|---|----|
| 127 A Ga. Southern | 8 | 7 |
| 127 A Ga. Southern | 6 | 10 |

U
N
C
G
r
e
e
n
s
b
o
r
o

U
N
C
G
r
e
e
n
s
b
o
r
o

| Average RPI Win: 184 | | WON-LOST RECORD | | WINNING PCT. RANK | | LAST 15 GAMES | | STRENGTH OF SCHEDULE | | OPP. STRENGTH OF SCHEDULE | | TEAM RPI | | ADJ RPI | | CONF. RPI | | ADJ CONF. RPI | |
|----------------------|------------|-----------------|---|-------------------|----------------|----------------|----|----------------------|--------------------|---------------------------|----|----------|---------------|------------|----|-----------|--|---------------|--|
| DIV. I ONLY | | 20-20-0 | | .5 144 | | 8-6-0 | | 102 | | 222 | | 155 | | .49585 155 | | 13 | | 13 | |
| DIV. I NON-CONF. | | 13-13-0 | | .5 142 | | 2-1-0 | | 134 | | 257 | | 195 | | .47859 195 | | 13 | | 13 | |
| TOTALS | | RPI 1-25 | | RPI 26-50 | | W-L RECORDS | | RPI 51-100 | | RPI 101-150 | | RPI 150+ | | | | | | | |
| 20-20-0 | | 0-1-0 | | 2-5-0 | | OVERALL | | 3-7-0 | | 0-1-0 | | 15-6-0 | | | | | | | |
| 14-9-0 | | 0-0-0 | | 1-4-0 | | HOME | | 2-1-0 | | 0-0-0 | | 11-4-0 | | | | | | | |
| 4-8-0 | | 0-0-0 | | 0-1-0 | | AWAY | | 1-6-0 | | 0-0-0 | | 3-1-0 | | | | | | | |
| 2-3-0 | | 0-1-0 | | 1-0-0 | | NEUTRAL | | 0-0-0 | | 0-1-0 | | 1-1-0 | | | | | | | |
| 13-13-0 | | 0-1-0 | | 2-5-0 | | NON-CONFERENCE | | 1-1-0 | | 0-1-0 | | 10-5-0 | | | | | | | |
| 9-8-0 | | 0-0-0 | | 1-4-0 | | HOME | | 0-0-0 | | 0-0-0 | | 8-4-0 | | | | | | | |
| 2-2-0 | | 0-0-0 | | 0-0- | | AWAY | | 1-1-0 | | 0-0-0 | | 1-0-0 | | | | | | | |
| 2-3-0 | | 0-1-0 | | 1-0-0 | | NEUTRAL | | 0-0-0 | | 0-1-0 | | 1-1-0 | | | | | | | |
| 7-7-0 | | 0-0-0 | | 0-0-0 | | CONFERENCE | | 2-6-0 | | 0-0-0 | | 5-1-0 | | | | | | | |
| 5-1-0 | | 0-0-0 | | 0-0-0 | | HOME | | 2-1-0 | | 0-0-0 | | 3-0-0 | | | | | | | |
| 2-6-0 | | 0-0-0 | | 0-0-0 | | AWAY | | 0-5-0 | | 0-0-0 | | 2-1-0 | | | | | | | |
| 0-0-0 | | 0-0-0 | | 0-0-0 | | NEUTRAL | | 0-0-0 | | 0-0-0 | | 0-0-0 | | | | | | | |
| RPI S | Opponent | Score | | RPI S | Opponent | Score | | RPI S | Opponent | Score | | RPI S | Opponent | Score | | | | | |
| 23 N | Louisville | 1 | 6 | 27 N | West Virginia | 3 | 1 | 71 A | William & Mary | 10 | 13 | 137 N | Virginia Tech | 1 | 8 | | | | |
| | | | | 30 H | Bryant | 2 | 14 | 71 A | William & Mary | 4 | 5 | 177 H | Fairfield | 4 | 0 | | | | |
| | | | | 30 H | Bryant | 5 | 4 | 73 A | Col. of Charleston | 2 | 6 | 177 H | Fairfield | 15 | 4 | | | | |
| | | | | 30 H | Bryant | 9 | 10 | 73 A | Col. of Charleston | 3 | 8 | 177 H | Fairfield | 10 | 2 | | | | |
| | | | | 30 H | Bryant | 0 | 11 | 73 A | Col. of Charleston | 1 | 12 | 198 H | Northeastern | 8 | 7 | | | | |
| | | | | 37 A | Maryland | 1 | 10 | 76 A | Campbell | 2 | 9 | 198 H | Northeastern | 12 | 2 | | | | |
| | | | | 37 H | Maryland | 2 | 5 | 76 A | Campbell | 6 | 2 | 198 H | Northeastern | 1 | 0 | | | | |
| | | | | | | | | 87 H | UNC Wilmington | 1 | 5 | 206 A | Hofstra | 9 | 1 | | | | |
| | | | | | | | | 87 H | UNC Wilmington | 7 | 3 | 206 A | Hofstra | 6 | 0 | | | | |
| | | | | | | | | 87 H | UNC Wilmington | 4 | 3 | 206 A | Hofstra | 2 | 3 | | | | |
| | | | | | | | | | | | | 241 A | Temple | 12 | 4 | | | | |
| | | | | | | | | | | | | 241 H | Temple | 9 | 3 | | | | |
| | | | | | | | | | | | | 250 H | Fordham | 3 | 5 | | | | |
| | | | | | | | | | | | | 250 H | Fordham | 3 | 1 | | | | |
| | | | | | | | | | | | | 250 H | Fordham | 5 | 7 | | | | |
| | | | | | | | | | | | | 253 H | La Salle | 14 | 13 | | | | |
| | | | | | | | | | | | | 253 H | La Salle | 6 | 18 | | | | |
| | | | | | | | | | | | | 282 N | Manhattan | 4 | 3 | | | | |
| | | | | | | | | | | | | 282 N | Manhattan | 2 | 7 | | | | |
| | | | | | | | | | | | | 286 H | Rider | 1 | 4 | | | | |
| | | | | | | | | | | | | 286 H | Rider | 11 | 1 | | | | |
| | | | | | | | | | | | | 286 H | Rider | 11 | 5 | | | | |
| | | | | LAST 15 GAMES | | | | | | | | | | | | | | | |
| | | | | 87 H | UNC Wilmington | 4 | 3 | 73 A | Col. of Charleston | 3 | 8 | | | | | | | | |
| | | | | 87 H | UNC Wilmington | 7 | 3 | 73 A | Col. of Charleston | 1 | 12 | | | | | | | | |
| | | | | 87 H | UNC Wilmington | 1 | 5 | 73 A | Col. of Charleston | 2 | 6 | | | | | | | | |
| | | | | 241 H | Temple | 9 | 3 | | | | | | | | | | | | |
| | | | | 206 A | Hofstra | 9 | 1 | | | | | | | | | | | | |

Non-Div. I Games: Wilmington (DE) 3 9

Delaware

| | | |
|---------------|---|---|
| 206 A Hofstra | 6 | 0 |
| 206 A Hofstra | 2 | 3 |

D
e
l
a
w
a
r
e

D
e
l
a
w
a
r
e

| Average RPI Win: 150 | | WON-LOST | WINNING | LAST 15 | STRENGTH OF | | OPP. STRENGTH | TEAM | ADJ | CONF. | ADJ CONF. |
|-----------------------|---------------|----------|-----------|----------|----------------|-------|------------------|-------|-------------|------------------|-----------|
| Average RPI Loss: 101 | | RECORD | PCT. RANK | GAMES | SCHEDULE | | OF SCHEDULE | RPI | RPI | RPI | RPI |
| DIV. I ONLY | | 18-28-0 | .3913 | 224 | 6-9-0 | | 42 | 139 | 156 | .49582 | 156 |
| DIV. I NON-CONF. | | 10-15-0 | .4 | 207 | 2-2-0 | | 32 | 201 | 162 | .49556 | 162 |
| TOTALS | | RPI 1-25 | RPI 26-50 | | W-L RECORDS | | RPI 51-100 | | RPI 101-150 | | RPI 150+ |
| 18-28-0 | | 0-6-0 | 0-0-0 | | OVERALL | | 4-9-0 | | 5-8-0 | | 9-5-0 |
| 13-9-0 | | 0-3-0 | 0-0-0 | | HOME | | 4-2-0 | | 3-2-0 | | 6-2-0 |
| 3-19-0 | | 0-3-0 | 0-0-0 | | AWAY | | 0-7-0 | | 2-6-0 | | 1-3-0 |
| 2-0-0 | | 0-0-0 | 0-0-0 | | NEUTRAL | | 0-0-0 | | 0-0-0 | | 2-0-0 |
| 10-15-0 | | 0-3-0 | 0-0-0 | | NON-CONFERENCE | | 2-5-0 | | 3-4-0 | | 5-3-0 |
| 8-5-0 | | 0-0-0 | 0-0-0 | | HOME | | 2-1-0 | | 3-2-0 | | 3-2-0 |
| 0-10-0 | | 0-3-0 | 0-0- | | AWAY | | 0-4-0 | | 0-2-0 | | 0-1-0 |
| 2-0-0 | | 0-0-0 | 0-0-0 | | NEUTRAL | | 0-0-0 | | 0-0-0 | | 2-0-0 |
| 8-13-0 | | 0-3-0 | 0-0-0 | | CONFERENCE | | 2-4-0 | | 2-4-0 | | 4-2-0 |
| 5-4-0 | | 0-3-0 | 0-0-0 | | HOME | | 2-1-0 | | 0-0-0 | | 3-0-0 |
| 3-9-0 | | 0-0-0 | 0-0-0 | | AWAY | | 0-3-0 | | 2-4-0 | | 1-2-0 |
| 0-0-0 | | 0-0-0 | 0-0-0 | | NEUTRAL | | 0-0-0 | | 0-0-0 | | 0-0-0 |
| RPI S | Opponent | Score | RPI S | Opponent | Score | RPI S | Opponent | Score | RPI S | Opponent | Score |
| 4 A | Ole Miss | 4 5 | | | | 60 A | Arkansas St. | 7 11 | 116 A | Northwestern St. | 1 6 |
| 4 A | Ole Miss | 3 4 | | | | 60 A | Arkansas St. | 4 8 | 116 H | Northwestern St. | 6 8 |
| 12 H | La.-Lafayette | 1 4 | | | | 60 A | Arkansas St. | 9 10 | 129 H | Southeastern La. | 4 13 |
| 12 H | La.-Lafayette | 1 14 | | | | 66 H | FIU | 12 6 | 129 H | Southeastern La. | 3 2 |
| 12 H | La.-Lafayette | 2 21 | | | | 67 A | Southern Miss. | 2 18 | 129 H | Southeastern La. | 6 5 |
| 20 A | Alabama | 2 3 | | | | 67 H | Southern Miss. | 2 14 | 141 A | Nicholls St. | 0 3 |
| | | | | | | 70 A | Samford | 3 9 | 141 H | Nicholls St. | 9 6 |
| | | | | | | 70 A | Samford | 5 6 | 143 A | Texas-Arlington | 7 5 |
| | | | | | | 70 A | Samford | 6 9 | 143 A | Texas-Arlington | 1 6 |
| | | | | | | 77 H | Texas St. | 7 6 | 143 A | Texas-Arlington | 8 10 |
| | | | | | | 77 H | Texas St. | 5 12 | 148 A | South Ala. | 4 7 |
| | | | | | | 77 H | Texas St. | 17 12 | 148 A | South Ala. | 5 6 |
| | | | | | | 99 H | Michigan St. | 5 1 | 148 A | South Ala. | 8 7 |
| | | | | | | | | | 153 H | Grand Canyon | 1 7 |
| | | | | | | | | | 153 H | Grand Canyon | 6 3 |
| | | | | | | | | | 153 H | Grand Canyon | 5 4 |
| | | | | | | | | | 158 H | UALR | 16 5 |
| | | | | | | | | | 158 H | UALR | 6 4 |
| | | | | | | | | | 158 H | UALR | 11 10 |
| | | | | | | | | | 181 A | Troy | 3 19 |
| | | | | | | | | | 181 A | Troy | 3 4 |
| | | | | | | | | | 181 A | Troy | 7 4 |
| | | | | | | 116 A | Northwestern St. | 1 6 | 214 N | Western Ill. | 6 2 |
| | | | | | | 77 H | Texas St. | 7 6 | 214 N | Western Ill. | 6 5 |
| | | | | | | 77 H | Texas St. | 17 12 | 275 A | Jackson St. | 2 5 |
| | | | | | | | | | 275 H | Jackson St. | 6 9 |
| | | | | | | | | | 300 H | Grambling | 3 2 |
| | | | | | | 60 A | Arkansas St. | 9 10 | | | |

Non-Div. I Games:

La.-Monroe

| | | |
|-------------------|---|----|
| 60 A Arkansas St. | 7 | 11 |
| 60 A Arkansas St. | 4 | 8 |

L
a
.
-
M
o
n
r
o
e

L
a
.
-
M
o
n
r
o
e

| Average RPI Win: | 197 | WON-LOST RECORD | WINNING PCT. RANK | LAST 15 GAMES | STRENGTH OF SCHEDULE | OPP. STRENGTH OF SCHEDULE | TEAM RPI | ADJ RPI | CONF. RPI | ADJ CONF. RPI | | | | |
|-------------------------|----------|-----------------|-------------------|----------------|----------------------|---------------------------|-------------------|-------------|-----------|---------------|----|-------------------|-------|----|
| DIV. I ONLY | | 26-17-0 | .60465 | 73 | 11-4-0 | 217 | 184 | 156 | .49582 | 156 | 15 | 17 | | |
| DIV. I NON-CONF. | | 14-8-0 | .63636 | 62 | 1-1-0 | 236 | 240 | 179 | .48832 | 179 | 18 | 18 | | |
| <hr/> | | | | | | | | | | | | | | |
| TOTALS | RPI 1-25 | RPI 26-50 | | W-L RECORDS | | RPI 51-100 | | RPI 101-150 | | RPI 150+ | | | | |
| 26-17-0 | 2-2-0 | 2-1-0 | | OVERALL | | 0-0-0 | | 2-8-0 | | 20-6-0 | | | | |
| 19-11-0 | 1-0-0 | 2-1-0 | | HOME | | 0-0-0 | | 1-5-0 | | 15-5-0 | | | | |
| 7-6-0 | 1-2-0 | 0-0-0 | | AWAY | | 0-0-0 | | 1-3-0 | | 5-1-0 | | | | |
| 0-0-0 | 0-0-0 | 0-0-0 | | NEUTRAL | | 0-0-0 | | 0-0-0 | | 0-0-0 | | | | |
| 14-8-0 | 2-2-0 | 0-0-0 | | NON-CONFERENCE | | 0-0-0 | | 0-1-0 | | 12-5-0 | | | | |
| 13-5-0 | 1-0-0 | 0-0-0 | | HOME | | 0-0-0 | | 0-0-0 | | 12-5-0 | | | | |
| 1-3-0 | 1-2-0 | 0-0- | | AWAY | | 0-0-0 | | 0-1-0 | | 0-0-0 | | | | |
| 0-0-0 | 0-0-0 | 0-0-0 | | NEUTRAL | | 0-0-0 | | 0-0-0 | | 0-0-0 | | | | |
| 12-9-0 | 0-0-0 | 2-1-0 | | CONFERENCE | | 0-0-0 | | 2-7-0 | | 8-1-0 | | | | |
| 6-6-0 | 0-0-0 | 2-1-0 | | HOME | | 0-0-0 | | 1-5-0 | | 3-0-0 | | | | |
| 6-3-0 | 0-0-0 | 0-0-0 | | AWAY | | 0-0-0 | | 1-2-0 | | 5-1-0 | | | | |
| 0-0-0 | 0-0-0 | 0-0-0 | | NEUTRAL | | 0-0-0 | | 0-0-0 | | 0-0-0 | | | | |
| RPI | S | Opponent | Score | | RPI | S | Opponent | Score | | RPI | S | Opponent | Score | |
| 7 | A | Rice | 2 | 3 | 44 | H | Sam Houston St. | 8 | 9 | 113 | A | Baylor | 2 | 3 |
| 7 | H | Rice | 10 | 1 | 44 | H | Sam Houston St. | 6 | 5 | 129 | A | Southeastern La. | 5 | 3 |
| 9 | A | Houston | 4 | 2 | 44 | H | Sam Houston St. | 13 | 3 | 129 | A | Southeastern La. | 6 | 7 |
| 15 | A | LSU | 0 | 5 | | | | | | 129 | A | Southeastern La. | 2 | 4 |
| | | | | | | | | | | 138 | H | McNeese St. | 8 | 7 |
| | | | | | | | | | | 138 | H | McNeese St. | 7 | 8 |
| | | | | | | | | | | 138 | H | McNeese St. | 4 | 6 |
| | | | | | | | | | | 141 | H | Nicholls St. | 4 | 6 |
| | | | | | | | | | | 141 | H | Nicholls St. | 6 | 8 |
| | | | | | | | | | | 141 | H | Nicholls St. | 0 | 4 |
| | | | | | | | | | | 162 | A | Stephen F. Austin | 7 | 3 |
| | | | | | | | | | | 162 | A | Stephen F. Austin | 2 | 10 |
| | | | | | | | | | | 162 | A | Stephen F. Austin | 5 | 4 |
| | | | | | | | | | | 209 | H | LIU Brooklyn | 11 | 4 |
| | | | | | | | | | | 209 | H | LIU Brooklyn | 10 | 1 |
| | | | | | | | | | | 209 | H | LIU Brooklyn | 3 | 1 |
| | | | | | | | | | | 209 | H | LIU Brooklyn | 9 | 4 |
| | | | | | | | | | | 210 | H | Tex.-Pan American | 5 | 3 |
| | | | | | | | | | | 210 | H | Tex.-Pan American | 1 | 4 |
| | | | | | | | | | | 210 | H | Tex.-Pan American | 7 | 0 |
| | | | | | | | | | | 247 | H | Ill.-Chicago | 8 | 7 |
| | | | | | | | | | | 247 | H | Ill.-Chicago | 3 | 6 |
| | | | | | | | | | | 258 | H | Harvard | 3 | 2 |
| | | | | | | | | | | 258 | H | Harvard | 4 | 3 |
| | | | | | | | | | | 258 | H | Harvard | 0 | 4 |
| | | | | | | | | | | 258 | H | Harvard | 10 | 3 |
| | | | | | | | | | | 260 | H | New Orleans | 9 | 1 |
| <hr/> | | | | | | | | | | | | | | |
| LAST 15 GAMES | | | | | | | | | | | | | | |
| 162 A Stephen F. Austin | | | | | 5 | 4 | 260 H New Orleans | | | 10 | 4 | 258 H Harvard | | |
| 162 A Stephen F. Austin | | | | | 7 | 3 | 260 H New Orleans | | | 6 | 1 | 258 H Harvard | | |
| 162 A Stephen F. Austin | | | | | 2 | 10 | 260 H New Orleans | | | 9 | 1 | 258 H Harvard | | |
| 44 H Sam Houston St. | | | | | 6 | 5 | | | | | | 258 H Harvard | | |
| 44 H Sam Houston St. | | | | | 13 | 3 | | | | | | 260 H New Orleans | | |

Non-Div. I Games:

Lamar

| | | | | |
|----|---|-----------------|----|---|
| 44 | H | Sam Houston St. | 8 | 9 |
| 7 | H | Rice | 10 | 1 |

| RPI | S | Opponent | Score | |
|-----|---|-------------------|-------|---|
| 260 | H | New Orleans | 10 | 4 |
| 260 | H | New Orleans | 6 | 1 |
| 266 | A | Abilene Christian | 16 | 7 |
| 266 | A | Abilene Christian | 6 | 4 |
| 266 | A | Abilene Christian | 5 | 4 |
| 269 | H | Texas Southern | 4 | 8 |
| 283 | H | Marist | 3 | 4 |
| 283 | H | Marist | 7 | 6 |
| 294 | H | Prairie View | 18 | 6 |

UALR

| Average RPI Win: 164 | | WON-LOST RECORD | | WINNING PCT. RANK | | LAST 15 GAMES | | STRENGTH OF SCHEDULE | | OPP. STRENGTH OF SCHEDULE | | TEAM RPI | | ADJ RPI | | CONF. RPI | | ADJ CONF. RPI | |
|----------------------|---------------|-----------------|----|-------------------|--------------|----------------|---|----------------------|-------------------|---------------------------|---|----------|-------------------|------------|----|-----------|--|---------------|--|
| Average RPI Loss: 99 | | 18-24-0 | | .42857 198 | | 6-9-0 | | 77 | | 114 | | 158 | | .49572 158 | | 11 | | 11 | |
| DIV. I ONLY | | 12-9-0 | | .57143 102 | | 2-2-0 | | 63 | | 186 | | 70 | | .53258 70 | | 11 | | 11 | |
| DIV. I NON-CONF. | | | | | | | | | | | | | | | | | | | |
| TOTALS | | RPI 1-25 | | RPI 26-50 | | W-L RECORDS | | RPI 51-100 | | RPI 101-150 | | RPI 150+ | | | | | | | |
| 18-24-0 | | 0-6-0 | | 0-1-0 | | OVERALL | | 3-5-0 | | 6-5-0 | | 9-7-0 | | | | | | | |
| 15-7-0 | | 0-0-0 | | 0-0-0 | | HOME | | 1-0-0 | | 6-4-0 | | 8-3-0 | | | | | | | |
| 3-17-0 | | 0-6-0 | | 0-1-0 | | AWAY | | 2-5-0 | | 0-1-0 | | 1-4-0 | | | | | | | |
| 0-0-0 | | 0-0-0 | | 0-0-0 | | NEUTRAL | | 0-0-0 | | 0-0-0 | | 0-0-0 | | | | | | | |
| 12-9-0 | | 0-3-0 | | 0-1-0 | | NON-CONFERENCE | | 2-0-0 | | 5-3-0 | | 5-2-0 | | | | | | | |
| 10-3-0 | | 0-0-0 | | 0-0-0 | | HOME | | 1-0-0 | | 5-2-0 | | 4-1-0 | | | | | | | |
| 2-6-0 | | 0-3-0 | | 0-0- | | AWAY | | 1-0-0 | | 0-1-0 | | 1-1-0 | | | | | | | |
| 0-0-0 | | 0-0-0 | | 0-0-0 | | NEUTRAL | | 0-0-0 | | 0-0-0 | | 0-0-0 | | | | | | | |
| 6-15-0 | | 0-3-0 | | 0-0-0 | | CONFERENCE | | 1-5-0 | | 1-2-0 | | 4-5-0 | | | | | | | |
| 5-4-0 | | 0-0-0 | | 0-0-0 | | HOME | | 0-0-0 | | 1-2-0 | | 4-2-0 | | | | | | | |
| 1-11-0 | | 0-3-0 | | 0-0-0 | | AWAY | | 1-5-0 | | 0-0-0 | | 0-3-0 | | | | | | | |
| 0-0-0 | | 0-0-0 | | 0-0-0 | | NEUTRAL | | 0-0-0 | | 0-0-0 | | 0-0-0 | | | | | | | |
| RPI S | Opponent | Score | | RPI S | Opponent | Score | | RPI S | Opponent | Score | | RPI S | Opponent | Score | | | | | |
| 4 A | Ole Miss | 1 | 2 | 40 A | Oklahoma St. | 6 | 7 | 60 A | Arkansas St. | 3 | 5 | 102 A | Central Ark. | 4 | 5 | | | | |
| 4 A | Ole Miss | 5 | 11 | | | | | 60 A | Arkansas St. | 3 | 4 | 102 H | Central Ark. | 7 | 6 | | | | |
| 4 A | Ole Miss | 1 | 11 | | | | | 60 A | Arkansas St. | 0 | 3 | 118 H | Creighton | 7 | 1 | | | | |
| 12 A | La.-Lafayette | 0 | 7 | | | | | 80 H | Southeast Mo. St. | 1 | 0 | 118 H | Creighton | 5 | 1 | | | | |
| 12 A | La.-Lafayette | 2 | 5 | | | | | 88 A | Western Ky. | 1 | 4 | 118 H | Creighton | 7 | 4 | | | | |
| 12 A | La.-Lafayette | 3 | 6 | | | | | 88 A | Western Ky. | 7 | 5 | 145 H | Bradley | 4 | 9 | | | | |
| | | | | | | | | 88 A | Western Ky. | 0 | 8 | 145 H | Bradley | 3 | 0 | | | | |
| | | | | | | | | 89 A | Oklahoma | 11 | 2 | 145 H | Bradley | 5 | 8 | | | | |
| | | | | | | | | | | | | 148 H | South Ala. | 10 | 0 | | | | |
| | | | | | | | | | | | | 148 H | South Ala. | 5 | 6 | | | | |
| | | | | | | | | | | | | 148 H | South Ala. | 6 | 9 | | | | |
| | | | | | | | | | | | | 156 A | La.-Monroe | 4 | 6 | | | | |
| | | | | | | | | | | | | 156 A | La.-Monroe | 5 | 16 | | | | |
| | | | | | | | | | | | | 156 A | La.-Monroe | 10 | 11 | | | | |
| | | | | | | | | | | | | 162 H | Stephen F. Austin | 1 | 3 | | | | |
| | | | | | | | | | | | | 164 H | Georgia St. | 9 | 2 | | | | |
| | | | | | | | | | | | | 164 H | Georgia St. | 2 | 3 | | | | |
| | | | | | | | | | | | | 164 H | Georgia St. | 14 | 7 | | | | |
| | | | | | | | | | | | | 181 H | Troy | 9 | 5 | | | | |
| | | | | | | | | | | | | 181 H | Troy | 10 | 4 | | | | |
| | | | | | | | | | | | | 181 H | Troy | 0 | 3 | | | | |
| | | | | | | | | | | | | 226 A | Louisiana Tech | 11 | 2 | | | | |
| | | | | | | | | | | | | 226 H | Louisiana Tech | 7 | 6 | | | | |
| | | | | | | | | | | | | 247 H | Ill.-Chicago | 9 | 5 | | | | |
| | | | | | | | | | | | | 278 A | Ark.-Pine Bluff | 5 | 6 | | | | |
| | | | | | | | | | | | | 278 H | Ark.-Pine Bluff | 9 | 3 | | | | |
| | | | | | | | | | | | | 279 H | IPFW | 3 | 1 | | | | |

Non-Div. I Games:

UALR

| | | |
|------------|----|---|
| 181 H Troy | 10 | 4 |
| 181 H Troy | 0 | 3 |

U
A
L
R

U
A
L
R

| Average RPI Win: 179 | | WON-LOST | WINNING | LAST 15 | STRENGTH OF | | OPP. STRENGTH | TEAM | ADJ | | CONF. | ADJ CONF. | | | |
|-----------------------|-------------|----------|-----------|---------------|----------------|-------|---------------|-------|--------------|-------|----------|-----------|----------------|-------|----|
| Average RPI Loss: 128 | | RECORD | PCT. RANK | GAMES | SCHEDULE | | OF SCHEDULE | RPI | RPI | | RPI | RPI | | | |
| DIV. I ONLY | | 26-19-0 | .57778 | 93 | 8-7-0 | | 224 | 101 | 159 | | .49548 | 159 | | | |
| DIV. I NON-CONF. | | 12-12-0 | .5 | 142 | 1-2-0 | | 219 | 117 | 218 | | .4699 | 217 | | | |
| TOTALS | | RPI 1-25 | RPI 26-50 | | W-L RECORDS | | RPI 51-100 | | RPI 101-150 | | RPI 150+ | | | | |
| 26-19-0 | | 2-3-0 | 0-0-0 | | OVERALL | | 4-4-0 | | 5-5-0 | | 15-7-0 | | | | |
| 19-10-0 | | 2-2-0 | 0-0-0 | | HOME | | 1-3-0 | | 5-3-0 | | 11-2-0 | | | | |
| 7-9-0 | | 0-1-0 | 0-0-0 | | AWAY | | 3-1-0 | | 0-2-0 | | 4-5-0 | | | | |
| 0-0-0 | | 0-0-0 | 0-0-0 | | NEUTRAL | | 0-0-0 | | 0-0-0 | | 0-0-0 | | | | |
| 12-12-0 | | 0-2-0 | 0-0-0 | | NON-CONFERENCE | | 1-4-0 | | 3-4-0 | | 8-2-0 | | | | |
| 10-7-0 | | 0-1-0 | 0-0-0 | | HOME | | 1-3-0 | | 3-2-0 | | 6-1-0 | | | | |
| 2-5-0 | | 0-1-0 | 0-0- | | AWAY | | 0-1-0 | | 0-2-0 | | 2-1-0 | | | | |
| 0-0-0 | | 0-0-0 | 0-0-0 | | NEUTRAL | | 0-0-0 | | 0-0-0 | | 0-0-0 | | | | |
| 14-7-0 | | 2-1-0 | 0-0-0 | | CONFERENCE | | 3-0-0 | | 2-1-0 | | 7-5-0 | | | | |
| 9-3-0 | | 2-1-0 | 0-0-0 | | HOME | | 0-0-0 | | 2-1-0 | | 5-1-0 | | | | |
| 5-4-0 | | 0-0-0 | 0-0-0 | | AWAY | | 3-0-0 | | 0-0-0 | | 2-4-0 | | | | |
| 0-0-0 | | 0-0-0 | 0-0-0 | | NEUTRAL | | 0-0-0 | | 0-0-0 | | 0-0-0 | | | | |
| RPI S | Opponent | Score | | RPI S | Opponent | Score | | RPI S | Opponent | Score | | RPI S | Opponent | Score | |
| 8 A | Vanderbilt | 1 | 5 | | | | | 51 H | Evansville | 2 | 8 | 103 A | Middle Tenn. | 5 | 7 |
| 19 H | Indiana St. | 6 | 10 | | | | | 51 H | Evansville | 7 | 10 | 103 H | Middle Tenn. | 9 | 3 |
| 21 H | Mercer | 2 | 1 | | | | | 51 H | Evansville | 2 | 3 | 119 H | UConn | 14 | 1 |
| 21 H | Mercer | 0 | 2 | | | | | 88 A | Western Ky. | 2 | 3 | 119 H | UConn | 4 | 6 |
| 21 H | Mercer | 4 | 2 | | | | | 88 H | Western Ky. | 10 | 2 | 119 H | UConn | 4 | 3 |
| | | | | | | | | 93 A | Kennesaw St. | 7 | 5 | 131 A | Tennessee Tech | 9 | 10 |
| | | | | | | | | 93 A | Kennesaw St. | 2 | 1 | 135 H | Miami (OH) | 3 | 9 |
| | | | | | | | | 93 A | Kennesaw St. | 7 | 6 | 149 H | Jacksonville | 6 | 7 |
| | | | | | | | | | | | | 149 H | Jacksonville | 17 | 6 |
| | | | | | | | | | | | | 149 H | Jacksonville | 7 | 2 |
| | | | | | | | | | | | | 194 H | East Tenn. St. | 5 | 0 |
| | | | | | | | | | | | | 194 H | East Tenn. St. | 6 | 3 |
| | | | | | | | | | | | | 194 H | East Tenn. St. | 9 | 7 |
| | | | | | | | | | | | | 200 A | Stetson | 2 | 3 |
| | | | | | | | | | | | | 200 A | Stetson | 3 | 10 |
| | | | | | | | | | | | | 200 A | Stetson | 2 | 8 |
| | | | | | | | | | | | | 205 A | Belmont | 3 | 13 |
| | | | | | | | | | | | | 205 H | Belmont | 1 | 2 |
| | | | | | | | | | | | | 213 A | Austin Peay | 14 | 6 |
| | | | | | | | | | | | | 222 H | Dayton | 12 | 3 |
| | | | | | | | | | | | | 242 H | Northern Ky. | 5 | 3 |
| | | | | | | | | | | | | 242 H | Northern Ky. | 0 | 2 |
| | | | | | | | | | | | | 242 H | Northern Ky. | 4 | 2 |
| | | | | | | | | | | | | 254 A | USC Upstate | 3 | 6 |
| | | | | | | | | | | | | 254 A | USC Upstate | 11 | 0 |
| | | | | | | | | | | | | 254 A | USC Upstate | 11 | 1 |
| | | | | | | | | | | | | 259 H | Oakland | 7 | 2 |
| | | | | LAST 15 GAMES | | | | | | | | | | | |
| | | | | 242 H | Northern Ky. | 0 | 2 | 205 H | Belmont | 1 | 2 | | | | |
| | | | | 242 H | Northern Ky. | 4 | 2 | 21 H | Mercer | 0 | 2 | | | | |
| | | | | 242 H | Northern Ky. | 5 | 3 | 21 H | Mercer | 2 | 1 | | | | |
| | | | | 205 A | Belmont | 3 | 13 | | | | | | | | |
| | | | | 200 A | Stetson | 3 | 10 | | | | | | | | |

Non-Div. I Games:

Lipscomb

| | | | | |
|-----|---|---------|---|---|
| 200 | A | Stetson | 2 | 8 |
| 200 | A | Stetson | 2 | 3 |

| RPI | S | Opponent | Score | |
|-----|---|-------------|-------|---|
| 259 | H | Oakland | 7 | 2 |
| 259 | H | Oakland | 8 | 7 |
| 259 | H | Oakland | 13 | 6 |
| 281 | H | Alabama A&M | 18 | 5 |
| 291 | A | UT Martin | 12 | 2 |

Lipscomb

L
i
p
s
c
o
m
b

L
i
p
s
c
o
m
b

Eastern Ky.

| | | | | |
|-----|---|------------------|---|---|
| 221 | H | SIU Edwardsville | 9 | 8 |
| 221 | H | SIU Edwardsville | 2 | 4 |

Through Games Of April 27, 2014

| RPI | S | Opponent | Score | |
|-----|---|----------------|-------|----|
| 264 | A | UNC Asheville | 3 | 1 |
| 264 | A | UNC Asheville | 11 | 4 |
| 291 | A | UT Martin | 18 | 13 |
| 291 | A | UT Martin | 9 | 1 |
| 291 | A | UT Martin | 4 | 9 |
| 292 | H | Youngstown St. | 18 | 9 |
| 292 | N | Youngstown St. | 19 | 14 |

Eastern Ky.

E
a
s
t
e
r
n
K
y
.

E
a
s
t
e
r
n
K
y
.

| | | |
|----------------|---|---|
| 254 H Portland | 8 | 2 |
| 254 H Portland | 8 | 4 |

G
o
n
z
a
g
a

G
o
n
z
a
g
a

| Average RPI Win: | 226 | WON-LOST RECORD | WINNING PCT. RANK | LAST 15 GAMES | STRENGTH OF SCHEDULE | OPP. STRENGTH OF SCHEDULE | TEAM RPI | ADJ RPI | CONF. RPI | ADJ CONF. RPI | | |
|------------------|----------|-----------------|-------------------|----------------|----------------------|---------------------------|----------|---------------|------------------|---------------|----|----|
| DIV. I ONLY | | 20-18-0 | .52632 | 130 | 6-9-0 | 203 | 283 | 162 | .49444 | 162 | 19 | 19 |
| DIV. I NON-CONF. | | 13-13-0 | .5 | 142 | 3-4-0 | 135 | 297 | 128 | .51207 | 128 | 21 | 21 |
| <hr/> | | | | | | | | | | | | |
| TOTALS | RPI 1-25 | RPI 26-50 | | W-L RECORDS | | RPI 51-100 | | RPI 101-150 | | RPI 150+ | | |
| 20-18-0 | 0-1-0 | 0-0-0 | | OVERALL | | 0-0-0 | | 2-6-0 | | 18-11-0 | | |
| 5-6-0 | 0-0-0 | 0-0-0 | | HOME | | 0-0-0 | | 0-0-0 | | 5-6-0 | | |
| 11-10-0 | 0-1-0 | 0-0-0 | | AWAY | | 0-0-0 | | 2-4-0 | | 9-5-0 | | |
| 4-2-0 | 0-0-0 | 0-0-0 | | NEUTRAL | | 0-0-0 | | 0-2-0 | | 4-0-0 | | |
| <hr/> | | | | | | | | | | | | |
| 13-13-0 | 0-1-0 | 0-0-0 | | NON-CONFERENCE | | 0-0-0 | | 2-6-0 | | 11-6-0 | | |
| 2-1-0 | 0-0-0 | 0-0-0 | | HOME | | 0-0-0 | | 0-0-0 | | 2-1-0 | | |
| 7-10-0 | 0-1-0 | 0-0- | | AWAY | | 0-0-0 | | 2-4-0 | | 5-5-0 | | |
| 4-2-0 | 0-0-0 | 0-0-0 | | NEUTRAL | | 0-0-0 | | 0-2-0 | | 4-0-0 | | |
| <hr/> | | | | | | | | | | | | |
| 7-5-0 | 0-0-0 | 0-0-0 | | CONFERENCE | | 0-0-0 | | 0-0-0 | | 7-5-0 | | |
| 3-5-0 | 0-0-0 | 0-0-0 | | HOME | | 0-0-0 | | 0-0-0 | | 3-5-0 | | |
| 4-0-0 | 0-0-0 | 0-0-0 | | AWAY | | 0-0-0 | | 0-0-0 | | 4-0-0 | | |
| 0-0-0 | 0-0-0 | 0-0-0 | | NEUTRAL | | 0-0-0 | | 0-0-0 | | 0-0-0 | | |
| <hr/> | | | | | | | | | | | | |
| RPI S | Opponent | Score | | RPI S | Opponent | Score | | RPI S | Opponent | Score | | |
| 15 A | LSU | 1 | 8 | | | | | 115 A | St. John's (NY) | 10 | 2 | |
| | | | | | | | | 119 N | UConn | 0 | 5 | |
| | | | | | | | | 126 A | Stony Brook | 1 | 7 | |
| | | | | | | | | 129 A | Southeastern La. | 2 | 0 | |
| | | | | | | | | 129 A | Southeastern La. | 2 | 6 | |
| | | | | | | | | 129 A | Southeastern La. | 1 | 2 | |
| | | | | | | | | 150 A | Hartford | 6 | 7 | |
| | | | | | | | | 150 N | Hartford | 0 | 1 | |
| | | | | | | | | 172 A | Tulane | 5 | 6 | |
| | | | | | | | | 172 A | Tulane | 3 | 2 | |
| | | | | | | | | 172 A | Tulane | 6 | 4 | |
| | | | | | | | | 177 H | Fairfield | 2 | 8 | |
| | | | | | | | | 207 H | Mt. St. Mary's | 5 | 6 | |
| | | | | | | | | 207 H | Mt. St. Mary's | 2 | 6 | |
| | | | | | | | | 207 H | Mt. St. Mary's | 1 | 2 | |
| | | | | | | | | 207 H | Mt. St. Mary's | 4 | 0 | |
| | | | | | | | | 209 H | LIU Brooklyn | 3 | 7 | |
| | | | | | | | | 209 H | LIU Brooklyn | 10 | 4 | |
| | | | | | | | | 209 H | LIU Brooklyn | 3 | 4 | |
| | | | | | | | | 209 H | LIU Brooklyn | 12 | 1 | |
| | | | | | | | | 219 N | Cornell | 3 | 0 | |
| | | | | | | | | 219 N | Cornell | 7 | 2 | |
| | | | | | | | | 219 N | Cornell | 2 | 1 | |
| | | | | | | | | 219 N | Cornell | 5 | 3 | |
| | | | | | | | | 235 A | Yale | 2 | 5 | |
| | | | | | | | | 250 A | Fordham | 6 | 7 | |
| | | | | | | | | 250 A | Fordham | 4 | 2 | |
| LAST 15 GAMES | | | | LAST 15 GAMES | | | | LAST 15 GAMES | | | | |
| | | | | 209 H | LIU Brooklyn | 10 | 4 | 207 H | Mt. St. Mary's | 1 | 2 | |
| | | | | 209 H | LIU Brooklyn | 3 | 7 | 207 H | Mt. St. Mary's | 4 | 0 | |
| | | | | 209 H | LIU Brooklyn | 3 | 4 | 235 A | Yale | 2 | 5 | |
| | | | | 209 H | LIU Brooklyn | 12 | 1 | | | | | |
| | | | | 177 H | Fairfield | 2 | 8 | | | | | |

Non-Div. I Games:

Sacred Heart

| | | |
|----------------------|---|---|
| 207 H Mt. St. Mary's | 5 | 6 |
| 207 H Mt. St. Mary's | 2 | 6 |

| RPI | S | Opponent | Score | |
|-----|---|---------------------|-------|----|
| 250 | A | Fordham | 6 | 0 |
| 257 | A | Rhode Island | 9 | 10 |
| 267 | A | Fairleigh Dickinson | 3 | 2 |
| 267 | A | Fairleigh Dickinson | 4 | 2 |
| 267 | A | Fairleigh Dickinson | 6 | 2 |
| 267 | A | Fairleigh Dickinson | 9 | 7 |
| 289 | A | NJIT | 3 | 5 |
| 289 | A | NJIT | 6 | 3 |
| 289 | H | NJIT | 8 | 3 |
| 289 | H | NJIT | 8 | 2 |

| Average RPI Win: | 159 | WON-LOST RECORD | WINNING PCT. RANK | LAST 15 GAMES | STRENGTH OF SCHEDULE | OPP. STRENGTH OF SCHEDULE | TEAM RPI | ADJ RPI | CONF. RPI | ADJ CONF. RPI | | | | |
|------------------|----------|-----------------|-------------------|----------------|----------------------|---------------------------|----------------|-------------|-----------|--------------------------------|----|--------------|-------|----|
| DIV. I ONLY | | 17-26-0 | .39535 | 220 | 4-11-0 | 95 | 63 | 162 | .49444 | 162 | 15 | 17 | | |
| DIV. I NON-CONF. | | 8-13-0 | .38095 | 219 | 0-4-0 | 59 | 8 | 117 | .51533 | 117 | 18 | 18 | | |
| <hr/> | | | | | | | | | | | | | | |
| TOTALS | RPI 1-25 | RPI 26-50 | | W-L RECORDS | | RPI 51-100 | | RPI 101-150 | | RPI 150+ | | | | |
| 17-26-0 | 2-4-0 | 0-6-0 | | OVERALL | | 1-6-0 | | 7-6-0 | | 7-4-0 | | | | |
| 7-12-0 | 0-1-0 | 0-3-0 | | HOME | | 0-3-0 | | 3-3-0 | | 4-2-0 | | | | |
| 9-13-0 | 2-3-0 | 0-2-0 | | AWAY | | 1-3-0 | | 4-3-0 | | 2-2-0 | | | | |
| 1-1-0 | 0-0-0 | 0-1-0 | | NEUTRAL | | 0-0-0 | | 0-0-0 | | 1-0-0 | | | | |
| 8-13-0 | 2-4-0 | 0-6-0 | | NON-CONFERENCE | | 1-3-0 | | 1-0-0 | | 4-0-0 | | | | |
| 3-4-0 | 0-1-0 | 0-3-0 | | HOME | | 0-0-0 | | 0-0-0 | | 3-0-0 | | | | |
| 5-8-0 | 2-3-0 | 0-0- | | AWAY | | 1-3-0 | | 1-0-0 | | 1-0-0 | | | | |
| 0-1-0 | 0-0-0 | 0-1-0 | | NEUTRAL | | 0-0-0 | | 0-0-0 | | 0-0-0 | | | | |
| 9-13-0 | 0-0-0 | 0-0-0 | | CONFERENCE | | 0-3-0 | | 6-6-0 | | 3-4-0 | | | | |
| 4-8-0 | 0-0-0 | 0-0-0 | | HOME | | 0-3-0 | | 3-3-0 | | 1-2-0 | | | | |
| 4-5-0 | 0-0-0 | 0-0-0 | | AWAY | | 0-0-0 | | 3-3-0 | | 1-2-0 | | | | |
| 1-0-0 | 0-0-0 | 0-0-0 | | NEUTRAL | | 0-0-0 | | 0-0-0 | | 1-0-0 | | | | |
| <hr/> | | | | | | | | | | | | | | |
| RPI | S | Opponent | Score | | RPI | S | Opponent | Score | | RPI | S | Opponent | Score | |
| 11 | A | Texas Tech | 4 | 20 | 31 | A | Dallas Baptist | 6 | 7 | 59 | A | Arkansas | 2 | 7 |
| 11 | A | Texas Tech | 6 | 3 | 31 | H | Dallas Baptist | 10 | 20 | 72 | H | Oral Roberts | 1 | 11 |
| 11 | H | Texas Tech | 4 | 5 | 38 | A | Texas A&M | 3 | 12 | 72 | H | Oral Roberts | 0 | 4 |
| 20 | A | Alabama | 0 | 8 | 40 | N | Oklahoma St. | 1 | 3 | 72 | H | Oral Roberts | 1 | 7 |
| 20 | A | Alabama | 2 | 1 | 50 | H | New Mexico | 6 | 9 | 84 | A | Wichita St. | 1 | 0 |
| 20 | A | Alabama | 2 | 3 | 50 | H | New Mexico | 3 | 6 | 84 | A | Wichita St. | 0 | 6 |
| | | | | | | | | | | 84 | A | Wichita St. | 3 | 4 |
| | | | | | | | | | | 102 H Central Ark. 4 8 | | | | |
| | | | | | | | | | | 102 H Central Ark. 5 4 | | | | |
| | | | | | | | | | | 102 H Central Ark. 9 6 | | | | |
| | | | | | | | | | | 116 A Northwestern St. 4 5 | | | | |
| | | | | | | | | | | 116 A Northwestern St. 7 5 | | | | |
| | | | | | | | | | | 116 A Northwestern St. 3 5 | | | | |
| | | | | | | | | | | 132 A A&M-Corpus Christi 8 9 | | | | |
| | | | | | | | | | | 132 A A&M-Corpus Christi 7 6 | | | | |
| | | | | | | | | | | 132 A A&M-Corpus Christi 12 10 | | | | |
| | | | | | | | | | | 138 H McNeese St. 7 10 | | | | |
| | | | | | | | | | | 138 H McNeese St. 5 1 | | | | |
| | | | | | | | | | | 138 H McNeese St. 4 5 | | | | |
| | | | | | | | | | | 143 A Texas-Arlington 14 9 | | | | |
| | | | | | | | | | | 156 H Lamar 3 7 | | | | |
| | | | | | | | | | | 156 H Lamar 4 5 | | | | |
| | | | | | | | | | | 156 H Lamar 10 2 | | | | |
| | | | | | | | | | | 158 A UALR 3 1 | | | | |
| | | | | | | | | | | 266 A Abilene Christian 12 8 | | | | |
| | | | | | | | | | | 266 A Abilene Christian 6 8 | | | | |
| | | | | | | | | | | 266 A Abilene Christian 0 3 | | | | |
| | | | | | | | | | | 274 N Incarnate Word 12 5 | | | | |
| | | | | | | | | | | 291 H UT Martin 9 4 | | | | |
| | | | | | | | | | | 291 H UT Martin 10 6 | | | | |
| | | | | | | | | | | 291 H UT Martin 1 0 | | | | |
| | | | | | | | | | | | | | | |
| | | | | | | | | | | | | | | |
| | | | | | | | | | | | | | | |
| | | | | | | | | | | | | | | |
| | | | | | | | | | | | | | | |
| | | | | | | | | | | | | | | |
| | | | | | | | | | | | | | | |
| | | | | | | | | | | | | | | |
| | | | | | | | | | | | | | | |
| | | | | | | | | | | | | | | |
| | | | | | | | | | | | | | | |
| | | | | | | | | | | | | | | |
| | | | | | | | | | | | | | | |
| | | | | | | | | | | | | | | |
| | | | | | | | | | | | | | | |
| | | | | | | | | | | | | | | |
| | | | | | | | | | | | | | | |
| | | | | | | | | | | | | | | |
| | | | | | | | | | | | | | | |
| | | | | | | | | | | | | | | |
| | | | | | | | | | | | | | | |
| | | | | | | | | | | | | | | |
| | | | | | | | | | | | | | | |
| | | | | | | | | | | | | | | |
| | | | | | | | | | | | | | | |
| | | | | | | | | | | | | | | |
| | | | | | | | | | | | | | | |
| | | | | | | | | | | | | | | |
| | | | | | | | | | | | | | | |
| | | | | | | | | | | | | | | |
| | | | | | | | | | | | | | | |
| | | | | | | | | | | | | | | |
| | | | | | | | | | | | | | | |
| | | | | | | | | | | | | | | |
| | | | | | | | | | | | | | | |
| | | | | | | | | | | | | | | |
| | | | | | | | | | | | | | | |
| | | | | | | | | | | | | | | |
| | | | | | | | | | | | | | | |
| | | | | | | | | | | | | | | |
| | | | | | | | | | | | | | | |
| | | | | | | | | | | | | | | |
| | | | | | | | | | | | | | | |
| | | | | | | | | | | | | | | |
| | | | | | | | | | | | | | | |
| | | | | | | | | | | | | | | |
| | | | | | | | | | | | | | | |
| | | | | | | | | | | | | | | |
| | | | | | | | | | | | | | | |
| | | | | | | | | | | | | | | |
| | | | | | | | | | | | | | | |
| | | | | | | | | | | | | | | |
| | | | | | | | | | | | | | | |
| | | | | | | | | | | | | | | |
| | | | | | | | | | | | | | | |
| | | | | | | | | | | | | | | |
| | | | | | | | | | | | | | | |
| | | | | | | | | | | | | | | |
| | | | | | | | | | | | | | | |
| | | | | | | | | | | | | | | |
| | | | | | | | | | | | | | | |
| | | | | | | | | | | | | | | |
| | | | | | | | | | | | | | | |
| | | | | | | | | | | | | | | |
| | | | | | | | | | | | | | | |
| | | | | | | | | | | | | | | |
| | | | | | | | | | | | | | | |
| | | | | | | | | | | | | | | |
| | | | | | | | | | | | | | | |
| | | | | | | | | | | | | | | |
| | | | | | | | | | | | | | | |
| | | | | | | | | | | | | | | |
| | | | | | | | | | | | | | | |
| | | | | | | | | | | | | | | |
| | | | | | | | | | | | | | | |
| | | | | | | | | | | | | | | |
| | | | | | | | | | | | | | | |
| | | | | | | | | | | | | | | |
| | | | | | | | | | | | | | | |
| | | | | | | | | | | | | | | |
| | | | | | | | | | | | | | | |
| | | | | | | | | | | | | | | |
| | | | | | | | | | | | | | | |
| | | | | | | | | | | | | | | |
| | | | | | | | | | | | | | | |
| | | | | | | | | | | | | | | |
| | | | | | | | | | | | | | | |
| | | | | | | | | | | | | | | |
| | | | | | | | | | | | | | | |
| | | | | | | | | | | | | | | |
| | | | | | | | | | | | | | | |
| | | | | | | | | | | | | | | |
| | | | | | | | | | | | | | | |
| | | | | | | | | | | | | | | |
| | | | | | | | | | | | | | | |
| | | | | | | | | | | | | | | |
| | | | | | | | | | | | | | | |
| | | | | | | | | | | | | | | |
| | | | | | | | | | | | | | | |
| | | | | | | | | | | | | | | |
| | | | | | | | | | | | | | | |
| | | | | | | | | | | | | | | |
| | | | | | | | | | | | | | | |

Non-Div. I Games:

Stephen F. Austin

| | | |
|-------------------------|----|---|
| 266 A Abilene Christian | 6 | 8 |
| 266 A Abilene Christian | 12 | 8 |

S
t
e
p
h
e
n
F
.
A
u
s
t
i
n

S
t
e
p
h
e
n
F
.
A
u
s
t
i
n

| Average RPI Win: | | 151 | WON-LOST RECORD | | WINNING PCT. RANK | | LAST 15 GAMES | | STRENGTH OF SCHEDULE | | OPP. STRENGTH OF SCHEDULE | | TEAM RPI | | ADJ RPI | | CONF. RPI | | ADJ CONF. RPI | | |
|--------------------|---|---------------|-----------------|-----------|-------------------|----------------|---------------|-----------------------|----------------------|-------------|---------------------------|----------|----------|--------------|---------|-------|-----------|--|---------------|--|--|
| DIV. I ONLY | | | 20-24-0 | | .45455 | 174 | 2-1-0 | | 86 | | 104 | | 164 | | .494 | 164 | 11 | | 11 | | |
| DIV. I NON-CONF. | | | 13-10-0 | | .56522 | 108 | 0-0-0 | | 113 | | 142 | | 135 | | .51 | 135 | 11 | | 11 | | |
| TOTALS | | RPI 1-25 | | RPI 26-50 | | W-L RECORDS | | RPI 51-100 | | RPI 101-150 | | RPI 150+ | | | | | | | | | |
| 20-24-0 | | 2-5-0 | | 0-2-0 | | OVERALL | | 6-8-0 | | 2-4-0 | | 10-5-0 | | | | | | | | | |
| 16-12-0 | | 1-0-0 | | 0-1-0 | | HOME | | 5-4-0 | | 2-4-0 | | 8-3-0 | | | | | | | | | |
| 4-12-0 | | 1-5-0 | | 0-1-0 | | AWAY | | 1-4-0 | | 0-0-0 | | 2-2-0 | | | | | | | | | |
| 0-0-0 | | 0-0-0 | | 0-0-0 | | NEUTRAL | | 0-0-0 | | 0-0-0 | | 0-0-0 | | | | | | | | | |
| 13-10-0 | | 2-2-0 | | 0-2-0 | | NON-CONFERENCE | | 3-2-0 | | 1-2-0 | | 7-2-0 | | | | | | | | | |
| 10-6-0 | | 1-0-0 | | 0-1-0 | | HOME | | 2-1-0 | | 1-2-0 | | 6-2-0 | | | | | | | | | |
| 3-4-0 | | 1-2-0 | | 0-0- | | AWAY | | 1-1-0 | | 0-0-0 | | 1-0-0 | | | | | | | | | |
| 0-0-0 | | 0-0-0 | | 0-0-0 | | NEUTRAL | | 0-0-0 | | 0-0-0 | | 0-0-0 | | | | | | | | | |
| 7-14-0 | | 0-3-0 | | 0-0-0 | | CONFERENCE | | 3-6-0 | | 1-2-0 | | 3-3-0 | | | | | | | | | |
| 6-6-0 | | 0-0-0 | | 0-0-0 | | HOME | | 3-3-0 | | 1-2-0 | | 2-1-0 | | | | | | | | | |
| 1-8-0 | | 0-3-0 | | 0-0-0 | | AWAY | | 0-3-0 | | 0-0-0 | | 1-2-0 | | | | | | | | | |
| 0-0-0 | | 0-0-0 | | 0-0-0 | | NEUTRAL | | 0-0-0 | | 0-0-0 | | 0-0-0 | | | | | | | | | |
| RPI | S | Opponent | | Score | | RPI | S | Opponent | | Score | | RPI | S | Opponent | | Score | | | | | |
| 4 | A | Ole Miss | | 0 | 3 | 33 | A | Georgia Tech | | 3 | 7 | 60 | H | Arkansas St. | | 5 | 1 | | | | |
| 4 | A | Ole Miss | | 1 | 9 | 33 | H | Georgia Tech | | 4 | 9 | 60 | H | Arkansas St. | | 7 | 6 | | | | |
| 4 | A | Ole Miss | | 6 | 4 | | | | | | | 60 | H | Arkansas St. | | 6 | 10 | | | | |
| 12 | A | La.-Lafayette | | 3 | 8 | | | | | | | 62 | A | Georgia | | 3 | 2 | | | | |
| 12 | A | La.-Lafayette | | 6 | 14 | | | | | | | 77 | A | Texas St. | | 2 | 4 | | | | |
| 12 | A | La.-Lafayette | | 3 | 5 | | | | | | | 77 | A | Texas St. | | 1 | 8 | | | | |
| 21 | H | Mercer | | 8 | 7 | | | | | | | 77 | A | Texas St. | | 1 | 4 | | | | |
| | | | | | | | | | | | | 83 | H | Illinois | | 5 | 4 | | | | |
| | | | | | | | | | | | | 83 | H | Illinois | | 13 | 19 | | | | |
| | | | | | | | | | | | | 83 | H | Illinois | | 10 | 6 | | | | |
| | | | | | | | | | | | | 88 | H | Western Ky. | | 5 | 6 | | | | |
| | | | | | | | | | | | | 88 | H | Western Ky. | | 6 | 5 | | | | |
| | | | | | | | | | | | | 88 | H | Western Ky. | | 3 | 4 | | | | |
| | | | | | | | | | | | | 93 | A | Kennesaw St. | | 0 | 3 | | | | |
| LAST 15 GAMES | | | | | | | | | | | | | | | | | | | | | |
| 60 H Arkansas St. | | | | | | 6 | 10 | 143 H Texas-Arlington | | | | | | 4 | 6 | | | | | | |
| 60 H Arkansas St. | | | | | | 7 | 6 | 143 H Texas-Arlington | | | | | | 3 | 6 | | | | | | |
| 60 H Arkansas St. | | | | | | 5 | 1 | 143 H Texas-Arlington | | | | | | 11 | 10 | | | | | | |
| 263 H Savannah St. | | | | | | 12 | 6 | | | | | | | | | | | | | | |
| 77 A Texas St. | | | | | | 1 | 4 | | | | | | | | | | | | | | |
| | | | | | | | | | | | | | | | | | | | | | |
| | | | | | | | | | | | | | | | | | | | | | |
| | | | | | | | | | | | | | | | | | | | | | |
| | | | | | | | | | | | | | | | | | | | | | |
| | | | | | | | | | | | | | | | | | | | | | |
| | | | | | | | | | | | | | | | | | | | | | |
| | | | | | | | | | | | | | | | | | | | | | |
| | | | | | | | | | | | | | | | | | | | | | |
| | | | | | | | | | | | | | | | | | | | | | |
| | | | | | | | | | | | | | | | | | | | | | |
| | | | | | | | | | | | | | | | | | | | | | |
| | | | | | | | | | | | | | | | | | | | | | |
| | | | | | | | | | | | | | | | | | | | | | |
| | | | | | | | | | | | | | | | | | | | | | |
| | | | | | | | | | | | | | | | | | | | | | |
| | | | | | | | | | | | | | | | | | | | | | |
| | | | | | | | | | | | | | | | | | | | | | |
| | | | | | | | | | | | | | | | | | | | | | |
| | | | | | | | | | | | | | | | | | | | | | |
| | | | | | | | | | | | | | | | | | | | | | |
| | | | | | | | | | | | | | | | | | | | | | |
| | | | | | | | | | | | | | | | | | | | | | |
| | | | | | | | | | | | | | | | | | | | | | |
| | | | | | | | | | | | | | | | | | | | | | |
| | | | | | | | | | | | | | | | | | | | | | |
| | | | | | | | | | | | | | | | | | | | | | |
| | | | | | | | | | | | | | | | | | | | | | |
| | | | | | | | | | | | | | | | | | | | | | |
| | | | | | | | | | | | | | | | | | | | | | |
| | | | | | | | | | | | | | | | | | | | | | |
| | | | | | | | | | | | | | | | | | | | | | |
| | | | | | | | | | | | | | | | | | | | | | |
| | | | | | | | | | | | | | | | | | | | | | |
| | | | | | | | | | | | | | | | | | | | | | |
| | | | | | | | | | | | | | | | | | | | | | |
| | | | | | | | | | | | | | | | | | | | | | |
| | | | | | | | | | | | | | | | | | | | | | |
| | | | | | | | | | | | | | | | | | | | | | |
| | | | | | | | | | | | | | | | | | | | | | |
| | | | | | | | | | | | | | | | | | | | | | |
| | | | | | | | | | | | | | | | | | | | | | |
| | | | | | | | | | | | | | | | | | | | | | |
| | | | | | | | | | | | | | | | | | | | | | |
| | | | | | | | | | | | | | | | | | | | | | |
| | | | | | | | | | | | | | | | | | | | | | |
| | | | | | | | | | | | | | | | | | | | | | |
| | | | | | | | | | | | | | | | | | | | | | |
| | | | | | | | | | | | | | | | | | | | | | |
| | | | | | | | | | | | | | | | | | | | | | |
| | | | | | | | | | | | | | | | | | | | | | |
| | | | | | | | | | | | | | | | | | | | | | |
| | | | | | | | | | | | | | | | | | | | | | |
| | | | | | | | | | | | | | | | | | | | | | |
| | | | | | | | | | | | | | | | | | | | | | |
| | | | | | | | | | | | | | | | | | | | | | |
| | | | | | | | | | | | | | | | | | | | | | |
| | | | | | | | | | | | | | | | | | | | | | |
| | | | | | | | | | | | | | | | | | | | | | |
| | | | | | | | | | | | | | | | | | | | | | |
| | | | | | | | | | | | | | | | | | | | | | |
| | | | | | | | | | | | | | | | | | | | | | |
| | | | | | | | | | | | | | | | | | | | | | |
| | | | | | | | | | | | | | | | | | | | | | |
| | | | | | | | | | | | | | | | | | | | | | |
| | | | | | | | | | | | | | | | | | | | | | |
| | | | | | | | | | | | | | | | | | | | | | |
| | | | | | | | | | | | | | | | | | | | | | |
| | | | | | | | | | | | | | | | | | | | | | |
| | | | | | | | | | | | | | | | | | | | | | |
| | | | | | | | | | | | | | | | | | | | | | |
| | | | | | | | | | | | | | | | | | | | | | |
| | | | | | | | | | | | | | | | | | | | | | |
| | | | | | | | | | | | | | | | | | | | | | |
| | | | | | | | | | | | | | | | | | | | | | |
| | | | | | | | | | | | | | | | | | | | | | |

| | | | |
|--------------------------|-------------------|-----------|----------|
| Non-Div. I Games: | Oglethorpe | 18 | 2 |
|--------------------------|-------------------|-----------|----------|

Georgia St.

| | | |
|----------------|---|---|
| 77 A Texas St. | 2 | 4 |
| 77 A Texas St. | 1 | 8 |

G
e
o
r
g
i
a
S
t
.

G
e
o
r
g
i
a
S
t
.

| | | | | | | | | | | | | | | | | | | | | | | | |
|------------------|---|---------------|-----------------|-----------|-------------------|----------------|---------------|-------------------|----------------------|-------------|---------------------------|----------|----------|-------------------|---------|-------|-----------|-----|---------------|------------------|----|----|----|
| Average RPI Win: | | 184 | WON-LOST RECORD | | WINNING PCT. RANK | | LAST 15 GAMES | | STRENGTH OF SCHEDULE | | OPP. STRENGTH OF SCHEDULE | | TEAM RPI | | ADJ RPI | | CONF. RPI | | ADJ CONF. RPI | | | | |
| DIV. I ONLY | | | 13-28-1 | | .32143 | 266 | 6-7-1 | | 27 | | 199 | | 165 | | .49391 | | 165 | 21 | | 21 | | | |
| DIV. I NON-CONF. | | | 5-16-0 | | .2381 | 273 | 0-2-0 | | 1 | | 143 | | 148 | | .50236 | | 148 | 22 | | 22 | | | |
| TOTALS | | RPI 1-25 | | RPI 26-50 | | W-L RECORDS | | RPI 51-100 | | RPI 101-150 | | RPI 150+ | | | | | | | | | | | |
| 13-28-1 | | 1-6-0 | | 0-3-0 | | OVERALL | | 2-7-0 | | 1-5-0 | | 9-7-1 | | | | | | | | | | | |
| 6-7-1 | | 0-1-0 | | 0-0-0 | | HOME | | 0-0-0 | | 1-5-0 | | 5-1-1 | | | | | | | | | | | |
| 6-20-0 | | 1-5-0 | | 0-3-0 | | AWAY | | 1-6-0 | | 0-0-0 | | 4-6-0 | | | | | | | | | | | |
| 1-1-0 | | 0-0-0 | | 0-0-0 | | NEUTRAL | | 1-1-0 | | 0-0-0 | | 0-0-0 | | | | | | | | | | | |
| 5-16-0 | | 1-6-0 | | 0-3-0 | | NON-CONFERENCE | | 1-5-0 | | 0-0-0 | | 3-2-0 | | | | | | | | | | | |
| 3-2-0 | | 0-1-0 | | 0-0-0 | | HOME | | 0-0-0 | | 0-0-0 | | 3-1-0 | | | | | | | | | | | |
| 1-13-0 | | 1-5-0 | | 0-0- | | AWAY | | 0-4-0 | | 0-0-0 | | 0-1-0 | | | | | | | | | | | |
| 1-1-0 | | 0-0-0 | | 0-0-0 | | NEUTRAL | | 1-1-0 | | 0-0-0 | | 0-0-0 | | | | | | | | | | | |
| 8-12-1 | | 0-0-0 | | 0-0-0 | | CONFERENCE | | 1-2-0 | | 1-5-0 | | 6-5-1 | | | | | | | | | | | |
| 3-5-1 | | 0-0-0 | | 0-0-0 | | HOME | | 0-0-0 | | 1-5-0 | | 2-0-1 | | | | | | | | | | | |
| 5-7-0 | | 0-0-0 | | 0-0-0 | | AWAY | | 1-2-0 | | 0-0-0 | | 4-5-0 | | | | | | | | | | | |
| 0-0-0 | | 0-0-0 | | 0-0-0 | | NEUTRAL | | 0-0-0 | | 0-0-0 | | 0-0-0 | | | | | | | | | | | |
| RPI | S | Opponent | | Score | | RPI | S | Opponent | | Score | | RPI | S | Opponent | | Score | | | | | | | |
| 8 | A | Vanderbilt | | 2 | 11 | 32 | A | Illinois St. | | 4 | 9 | 59 | A | Arkansas | | 3 | 8 | 131 | H | Tennessee Tech | 3 | 8 | |
| 12 | A | La.-Lafayette | | 0 | 13 | 41 | A | Mississippi St. | | 3 | 4 | 59 | A | Arkansas | | 3 | 8 | 131 | H | Tennessee Tech | 6 | 4 | |
| 12 | A | La.-Lafayette | | 0 | 1 | 41 | A | Mississippi St. | | 0 | 9 | 59 | A | Arkansas | | 2 | 6 | 131 | H | Tennessee Tech | 0 | 4 | |
| 12 | A | La.-Lafayette | | 5 | 1 | | | | | | | 80 | A | Southeast Mo. St. | | 10 | 3 | 144 | H | Jacksonville St. | 6 | 8 | |
| 12 | A | La.-Lafayette | | 8 | 9 | | | | | | | 80 | A | Southeast Mo. St. | | 5 | 7 | 144 | H | Jacksonville St. | 15 | 23 | |
| 19 | H | Indiana St. | | 4 | 6 | | | | | | | 80 | A | Southeast Mo. St. | | 7 | 11 | 144 | H | Jacksonville St. | 2 | 8 | |
| 23 | A | Louisville | | 0 | 6 | | | | | | | 83 | A | Illinois | | 2 | 3 | 170 | A | Southern Ill. | 2 | 3 | |
| | | | | | | | | | | | | 99 | N | Michigan St. | | 10 | 5 | 175 | H | Saint Louis | 9 | 7 | |
| | | | | | | | | | | | | 99 | N | Michigan St. | | 13 | 18 | 205 | H | Belmont | 7 | 5 | |
| | | | | | | | | | | | | | | | | | | 205 | H | Belmont | 5 | 5 | |
| | | | | | | | | | | | | | | | | | | 205 | H | Belmont | 10 | 2 | |
| | | | | | | | | | | | | | | | | | | 213 | A | Austin Peay | 7 | 6 | |
| | | | | | | | | | | | | | | | | | | 213 | A | Austin Peay | 6 | 10 | |
| | | | | | | | | | | | | | | | | | | 213 | A | Austin Peay | 10 | 14 | |
| | | | | | | | | | | | | | | | | | | 221 | A | SIU Edwardsville | 7 | 8 | |
| | | | | | | | | | | | | | | | | | | 221 | A | SIU Edwardsville | 5 | 4 | |
| | | | | | | | | | | | | | | | | | | 221 | A | SIU Edwardsville | 4 | 6 | |
| | | | | | | | | | | | | | | | | | | 244 | A | Murray St. | 3 | 4 | |
| | | | | | | | | | | | | | | | | | | 244 | A | Murray St. | 10 | 9 | |
| | | | | | | | | | | | | | | | | | | 244 | A | Murray St. | 14 | 3 | |
| | | | | | | | | | | | | | | | | | | 279 | H | IPFW | 10 | 5 | |
| | | | | | | | | | | | | | | | | | | 279 | H | IPFW | 15 | 8 | |
| | | | | | | | | | | | | | | | | | | 279 | H | IPFW | 3 | 14 | |
| | | | | | | LAST 15 GAMES | | | | | | | | | | | | | | | | | |
| | | | | | | 205 | H | Belmont | | 5 | 5 | 19 | H | Indiana St. | | 4 | 6 | 279 | H | IPFW | | 3 | 14 |
| | | | | | | 205 | H | Belmont | | 7 | 5 | 131 | H | Tennessee Tech | | 3 | 8 | | | | | | |
| | | | | | | 205 | H | Belmont | | 10 | 2 | 131 | H | Tennessee Tech | | 6 | 4 | | | | | | |
| | | | | | | 83 | A | Illinois | | 2 | 3 | | | | | | | | | | | | |
| | | | | | | 80 | A | Southeast Mo. St. | | 10 | 3 | | | | | | | | | | | | |

Non-Div. I Games: Illinois Col. 8 2

Eastern Ill.

| | | |
|------------------------|---|----|
| 80 A Southeast Mo. St. | 7 | 11 |
| 80 A Southeast Mo. St. | 5 | 7 |

E
a
s
t
e
r
n
I
l
l
.

E
a
s
t
e
r
n
I
l
l
.

| Average RPI Win: | | 105 | WON-LOST RECORD | | WINNING PCT. RANK | | LAST 15 GAMES | | STRENGTH OF SCHEDULE | | OPP. STRENGTH OF SCHEDULE | | TEAM RPI | | ADJ RPI | | CONF. RPI | | ADJ CONF. RPI | |
|------------------|---|------------|-----------------|-----------|-------------------|----------------|---------------|------------------|----------------------|-------------|---------------------------|----------|----------|---------------|------------|-------|-----------|--|---------------|--|
| DIV. I ONLY | | | 13-31-0 | | .29545 277 | | 5-10-0 | | 8 | | 154 | | 166 | | .49322 166 | | 7 | | 7 | |
| DIV. I NON-CONF. | | | 6-14-0 | | .3 260 | | 2-1-0 | | 86 | | 85 | | 228 | | .46618 226 | | 7 | | 7 | |
| TOTALS | | RPI 1-25 | | RPI 26-50 | | W-L RECORDS | | RPI 51-100 | | RPI 101-150 | | RPI 150+ | | | | | | | | |
| 13-31-0 | | 0-3-0 | | 4-12-0 | | OVERALL | | 2-4-0 | | 4-10-0 | | 3-2-0 | | | | | | | | |
| 6-17-0 | | 0-2-0 | | 2-8-0 | | HOME | | 1-2-0 | | 1-4-0 | | 2-1-0 | | | | | | | | |
| 7-14-0 | | 0-1-0 | | 2-4-0 | | AWAY | | 1-2-0 | | 3-6-0 | | 1-1-0 | | | | | | | | |
| 0-0-0 | | 0-0-0 | | 0-0-0 | | NEUTRAL | | 0-0-0 | | 0-0-0 | | 0-0-0 | | | | | | | | |
| 6-14-0 | | 0-3-0 | | 1-3-0 | | NON-CONFERENCE | | 0-0-0 | | 2-6-0 | | 3-2-0 | | | | | | | | |
| 3-8-0 | | 0-2-0 | | 1-3-0 | | HOME | | 0-0-0 | | 0-2-0 | | 2-1-0 | | | | | | | | |
| 3-6-0 | | 0-1-0 | | 0-0- | | AWAY | | 0-0-0 | | 2-4-0 | | 1-1-0 | | | | | | | | |
| 0-0-0 | | 0-0-0 | | 0-0-0 | | NEUTRAL | | 0-0-0 | | 0-0-0 | | 0-0-0 | | | | | | | | |
| 7-17-0 | | 0-0-0 | | 3-9-0 | | CONFERENCE | | 2-4-0 | | 2-4-0 | | 0-0-0 | | | | | | | | |
| 3-9-0 | | 0-0-0 | | 1-5-0 | | HOME | | 1-2-0 | | 1-2-0 | | 0-0-0 | | | | | | | | |
| 4-8-0 | | 0-0-0 | | 2-4-0 | | AWAY | | 1-2-0 | | 1-2-0 | | 0-0-0 | | | | | | | | |
| 0-0-0 | | 0-0-0 | | 0-0-0 | | NEUTRAL | | 0-0-0 | | 0-0-0 | | 0-0-0 | | | | | | | | |
| RPI | S | Opponent | | Score | | RPI | S | Opponent | | Score | | RPI | S | Opponent | | Score | | | | |
| 17 | A | Cal Poly | | 5 | 12 | 26 | A | UNLV | | 1 | 2 | 56 | A | San Diego St. | | 9 | 5 | | | |
| 17 | H | Cal Poly | | 3 | 5 | 26 | A | UNLV | | 1 | 9 | 56 | A | San Diego St. | | 2 | 3 | | | |
| 24 | H | Washington | | 0 | 7 | 26 | A | UNLV | | 4 | 3 | 56 | A | San Diego St. | | 3 | 14 | | | |
| | | | | | | 26 | H | UNLV | | 2 | 18 | 56 | H | San Diego St. | | 3 | 5 | | | |
| | | | | | | 26 | H | UNLV | | 3 | 2 | 56 | H | San Diego St. | | 6 | 4 | | | |
| | | | | | | 26 | H | UNLV | | 1 | 2 | 56 | H | San Diego St. | | 8 | 13 | | | |
| | | | | | | 34 | H | Stanford | | 3 | 9 | | | | | | | | | |
| | | | | | | 49 | H | UC Santa Barbara | | 7 | 5 | | | | | | | | | |
| | | | | | | 49 | H | UC Santa Barbara | | 2 | 3 | | | | | | | | | |
| | | | | | | 49 | H | UC Santa Barbara | | 1 | 10 | | | | | | | | | |
| | | | | | | 50 | A | New Mexico | | 4 | 9 | | | | | | | | | |
| | | | | | | 50 | A | New Mexico | | 8 | 5 | | | | | | | | | |
| | | | | | | 50 | A | New Mexico | | 1 | 10 | | | | | | | | | |
| | | | | | | 50 | H | New Mexico | | 2 | 14 | | | | | | | | | |
| | | | | | | 50 | H | New Mexico | | 2 | 5 | | | | | | | | | |
| | | | | | | 50 | H | New Mexico | | 6 | 11 | | | | | | | | | |
| LAST 15 GAMES | | | | | | | | | | | | | | | | | | | | |
| | | | | | | 56 | A | San Diego St. | | 3 | 14 | 173 | A | Santa Clara | | 10 | 7 | | | |
| | | | | | | 56 | A | San Diego St. | | 9 | 5 | 26 | A | UNLV | | 4 | 3 | | | |
| | | | | | | 56 | A | San Diego St. | | 2 | 3 | 26 | A | UNLV | | 1 | 2 | | | |
| | | | | | | 17 | A | Cal Poly | | 5 | 12 | | | | | | | | | |
| | | | | | | 50 | H | New Mexico | | 6 | 11 | | | | | | | | | |

Non-Div. I Games:

San Jose St.

| | | |
|-----------------|---|----|
| 50 H New Mexico | 2 | 5 |
| 50 H New Mexico | 2 | 14 |

S
a
n
J
o
s
e
S
t
.

S
a
n
J
o
s
e
S
t
.

| Average RPI Win: | | 123 | WON-LOST RECORD | | WINNING PCT. RANK | | LAST 15 GAMES | | STRENGTH OF SCHEDULE | | OPP. STRENGTH OF SCHEDULE | | TEAM RPI | | ADJ RPI | | CONF. RPI | | ADJ CONF. RPI | | | | |
|------------------|---|------------|-----------------|-----------|-------------------|-----|---------------|---------------------|----------------------|------------|---------------------------|-----|----------|---------------------|------------|-------|-----------|----------|---------------|-------------------|--|-------|----|
| DIV. I ONLY | | | 13-25-0 | | .34211 250 | | 4-11-0 | | 56 | | 82 | | 167 | | .49252 167 | | 4 | | 4 | | | | |
| DIV. I NON-CONF. | | | 10-10-0 | | .5 142 | | 1-2-0 | | 88 | | 173 | | 79 | | .52738 79 | | 3 | | 3 | | | | |
| TOTALS | | RPI 1-25 | | RPI 26-50 | | | | W-L RECORDS | | RPI 51-100 | | | | RPI 101-150 | | | | RPI 150+ | | | | | |
| 13-25-0 | | 1-6-0 | | 2-2-0 | | | | OVERALL | | 0-4-0 | | | | 6-8-0 | | | | 4-5-0 | | | | | |
| 4-9-0 | | 0-3-0 | | 0-0-0 | | | | HOME | | 0-0-0 | | | | 2-4-0 | | | | 2-2-0 | | | | | |
| 5-15-0 | | 0-3-0 | | 1-2-0 | | | | AWAY | | 0-3-0 | | | | 3-4-0 | | | | 1-3-0 | | | | | |
| 4-1-0 | | 1-0-0 | | 1-0-0 | | | | NEUTRAL | | 0-1-0 | | | | 1-0-0 | | | | 1-0-0 | | | | | |
| 10-10-0 | | 1-0-0 | | 1-0-0 | | | | NON-CONFERENCE | | 0-1-0 | | | | 5-6-0 | | | | 3-3-0 | | | | | |
| 2-2-0 | | 0-0-0 | | 0-0-0 | | | | HOME | | 0-0-0 | | | | 1-2-0 | | | | 1-0-0 | | | | | |
| 4-7-0 | | 0-0-0 | | 0-0- | | | | AWAY | | 0-0-0 | | | | 3-4-0 | | | | 1-3-0 | | | | | |
| 4-1-0 | | 1-0-0 | | 1-0-0 | | | | NEUTRAL | | 0-1-0 | | | | 1-0-0 | | | | 1-0-0 | | | | | |
| 3-15-0 | | 0-6-0 | | 1-2-0 | | | | CONFERENCE | | 0-3-0 | | | | 1-2-0 | | | | 1-2-0 | | | | | |
| 2-7-0 | | 0-3-0 | | 0-0-0 | | | | HOME | | 0-0-0 | | | | 1-2-0 | | | | 1-2-0 | | | | | |
| 1-8-0 | | 0-3-0 | | 1-2-0 | | | | AWAY | | 0-3-0 | | | | 0-0-0 | | | | 0-0-0 | | | | | |
| 0-0-0 | | 0-0-0 | | 0-0-0 | | | | NEUTRAL | | 0-0-0 | | | | 0-0-0 | | | | 0-0-0 | | | | | |
| RPI | S | Opponent | | Score | | RPI | S | Opponent | | Score | | RPI | S | Opponent | | Score | | RPI | S | Opponent | | Score | |
| 2 | N | Indiana | | 5 | 4 | 43 | N | Nebraska | | 4 | 3 | 78 | A | California | | 2 | 4 | 106 | H | UCLA | | 1 | 3 |
| 10 | H | Oregon St. | | 1 | 5 | 48 | A | Southern California | | 2 | 3 | 78 | A | California | | 7 | 8 | 106 | H | UCLA | | 8 | 6 |
| 10 | H | Oregon St. | | 1 | 6 | 48 | A | Southern California | | 2 | 13 | 78 | A | California | | 4 | 5 | 106 | H | UCLA | | 3 | 7 |
| 10 | H | Oregon St. | | 0 | 8 | 48 | A | Southern California | | 3 | 2 | 99 | N | Michigan St. | | 5 | 8 | 109 | N | Missouri St. | | 7 | 3 |
| 25 | A | Oregon | | 0 | 1 | | | | | | | | | | | | | 120 | H | Nevada | | 1 | 11 |
| 25 | A | Oregon | | 1 | 4 | | | | | | | | | | | | | 120 | H | Nevada | | 12 | 0 |
| 25 | A | Oregon | | 1 | 3 | | | | | | | | | | | | | 121 | A | Sacramento St. | | 5 | 4 |
| | | | | | | | | | | | | | | | | | | 121 | A | Sacramento St. | | 4 | 5 |
| | | | | | | | | | | | | | | | | | | 121 | A | Sacramento St. | | 2 | 3 |
| | | | | | | | | | | | | | | | | | | 121 | A | Sacramento St. | | 2 | 1 |
| | | | | | | | | | | | | | | | | | | 143 | A | Texas-Arlington | | 5 | 3 |
| | | | | | | | | | | | | | | | | | | 143 | A | Texas-Arlington | | 3 | 9 |
| | | | | | | | | | | | | | | | | | | 147 | A | BYU | | 3 | 20 |
| | | | | | | | | | | | | | | | | | | 147 | H | BYU | | 3 | 4 |
| | | | | | | | | | | | | | | | | | | 152 | A | Loyola Marymount | | 1 | 4 |
| | | | | | | | | | | | | | | | | | | 152 | A | Loyola Marymount | | 7 | 6 |
| | | | | | | | | | | | | | | | | | | 152 | A | Loyola Marymount | | 0 | 2 |
| | | | | | | | | | | | | | | | | | | 178 | H | Arizona | | 1 | 6 |
| | | | | | | | | | | | | | | | | | | 178 | H | Arizona | | 7 | 3 |
| | | | | | | | | | | | | | | | | | | 178 | H | Arizona | | 2 | 5 |
| | | | | | | | | | | | | | | | | | | 192 | A | Utah Valley | | 8 | 12 |
| | | | | | | | | | | | | | | | | | | 192 | H | Utah Valley | | 7 | 3 |
| | | | | | | | | | | | | | | | | | | 266 | N | Abilene Christian | | 9 | 8 |
| LAST 15 GAMES | | | | | | | | | | | | | | | | | | | | | | | |
| | | | | | | 120 | H | Nevada | | 1 | 11 | 48 | A | Southern California | | 2 | 3 | | | | | | |
| | | | | | | 120 | H | Nevada | | 12 | 0 | 48 | A | Southern California | | 3 | 2 | | | | | | |
| | | | | | | 192 | A | Utah Valley | | 8 | 12 | 178 | H | Arizona | | 2 | 5 | | | | | | |
| | | | | | | 106 | H | UCLA | | 3 | 7 | | | | | | | | | | | | |
| | | | | | | 106 | H | UCLA | | 8 | 6 | | | | | | | | | | | | |

Non-Div. I Games:

Utah

| | | |
|--------------------------|---|----|
| 106 H UCLA | 1 | 3 |
| 48 A Southern California | 2 | 13 |

U
t
a
h

U
t
a
h

| | | | | | | | | | | | | |
|-------------------|----------|-----------|-----------|----------------|-------------|---------------|-----------------|-------------|--------|---------------|-------|----|
| Average RPI Win: | 202 | WON-LOST | WINNING | LAST 15 | STRENGTH OF | OPP. STRENGTH | TEAM | ADJ | CONF. | ADJ CONF. | | |
| Average RPI Loss: | 135 | RECORD | PCT. RANK | GAMES | SCHEDULE | OF SCHEDULE | RPI | RPI | RPI | RPI | | |
| DIV. I ONLY | | 16-20-0 | .44444 | 185 | 4-1-0 | 164 | 228 | 168 | .49173 | 168 | 25 | 25 |
| DIV. I NON-CONF. | | 8-11-0 | .42105 | 195 | 2-0-0 | 228 | 74 | 159 | .49633 | 159 | 23 | 23 |
| <hr/> | | | | | | | | | | | | |
| TOTALS | RPI 1-25 | RPI 26-50 | | W-L RECORDS | | RPI 51-100 | | RPI 101-150 | | RPI 150+ | | |
| 16-20-0 | 0-0-0 | 0-0-0 | | OVERALL | | 2-7-0 | | 3-7-0 | | 11-6-0 | | |
| 7-4-0 | 0-0-0 | 0-0-0 | | HOME | | 0-0-0 | | 2-2-0 | | 5-2-0 | | |
| 9-15-0 | 0-0-0 | 0-0-0 | | AWAY | | 2-6-0 | | 1-4-0 | | 6-1-0 | | |
| 0-1-0 | 0-0-0 | 0-0-0 | | NEUTRAL | | 0-0-0 | | 0-0-0 | | 0-1-0 | | |
| <hr/> | | | | | | | | | | | | |
| 8-11-0 | 0-0-0 | 0-0-0 | | NON-CONFERENCE | | 2-7-0 | | 0-1-0 | | 6-3-0 | | |
| 0-2-0 | 0-0-0 | 0-0-0 | | HOME | | 0-0-0 | | 0-1-0 | | 0-1-0 | | |
| 8-9-0 | 0-0-0 | 0-0- | | AWAY | | 2-7-0 | | 0-0-0 | | 6-2-0 | | |
| 0-0-0 | 0-0-0 | 0-0-0 | | NEUTRAL | | 0-0-0 | | 0-0-0 | | 0-0-0 | | |
| <hr/> | | | | | | | | | | | | |
| 8-9-0 | 0-0-0 | 0-0-0 | | CONFERENCE | | 0-0-0 | | 3-6-0 | | 5-3-0 | | |
| 7-2-0 | 0-0-0 | 0-0-0 | | HOME | | 0-0-0 | | 2-1-0 | | 5-1-0 | | |
| 1-6-0 | 0-0-0 | 0-0-0 | | AWAY | | 0-0-0 | | 1-5-0 | | 0-1-0 | | |
| 0-1-0 | 0-0-0 | 0-0-0 | | NEUTRAL | | 0-0-0 | | 0-0-0 | | 0-1-0 | | |
| <hr/> | | | | | | | | | | | | |
| RPI S | Opponent | Score | RPI S | Opponent | Score | RPI S | Opponent | Score | RPI S | Opponent | Score | |
| | | | | | | 61 A | Duke | 3 7 | 126 A | Stony Brook | 2 12 | |
| | | | | | | 61 A | Duke | 1 5 | 126 A | Stony Brook | 4 5 | |
| | | | | | | 61 A | Duke | 7 6 | 126 A | Stony Brook | 1 3 | |
| | | | | | | 62 A | Georgia | 3 4 | 130 H | Bucknell | 1 4 | |
| | | | | | | 62 A | Georgia | 2 6 | 150 A | Hartford | 2 3 | |
| | | | | | | 62 A | Georgia | 2 9 | 150 A | Hartford | 2 0 | |
| | | | | | | 95 A | VMI | 10 2 | 150 A | Hartford | 0 3 | |
| | | | | | | 95 A | VMI | 2 4 | 150 H | Hartford | 4 3 | |
| | | | | | | 95 A | VMI | 1 4 | 150 H | Hartford | 13 3 | |
| | | | | | | | | | 150 H | Hartford | 1 9 | |
| | | | | | | | | | 176 A | James Madison | 9 7 | |
| | | | | | | | | | 176 A | James Madison | 9 11 | |
| | | | | | | | | | 176 A | James Madison | 2 9 | |
| | | | | | | | | | 176 A | James Madison | 12 2 | |
| | | | | | | | | | 218 A | UMass Lowell | 2 4 | |
| | | | | | | | | | 218 N | UMass Lowell | 2 4 | |
| | | | | | | | | | 219 A | Cornell | 7 0 | |
| | | | | | | | | | 219 A | Cornell | 8 6 | |
| | | | | | | | | | 219 H | Cornell | 1 6 | |
| | | | | | | | | | 240 H | Maine | 8 2 | |
| | | | 240 H | Maine | 7 1 | | | | | | | |
| LAST 15 GAMES | | | | | | 240 H | Maine | 0 3 | | | | |
| | | | | | | 265 A | St. Bonaventure | 7 2 | | | | |
| | | | | | | 249 A | St. Bonaventure | 7 2 | | | | |
| | | | | | | 150 H | Hartford | 4 3 | | | | |
| | | | | | | 150 H | Hartford | 13 3 | | | | |
| | | | | | | 150 H | Hartford | 1 9 | | | | |
| | | | | | | 126 A | Stony Brook | 2 12 | | | | |
| | | | | | | 268 H | UMBC | 7 3 | | | | |
| | | | | | | 268 H | UMBC | 16 3 | | | | |
| | | | | | | 268 H | UMBC | 8 4 | | | | |
| | | | | | | 289 A | NJIT | 10 0 | | | | |

Non-Div. I Games:

Binghamton

| | | | | |
|-----|---|---------|---|---|
| 219 | A | Cornell | 8 | 6 |
| 240 | H | Maine | 8 | 2 |

B
i
n
g
h
a
m
t
o
n

B
i
n
g
h
a
m
t
o
n

| Average RPI Win: | 132 | WON-LOST RECORD | WINNING PCT. RANK | LAST 15 GAMES | STRENGTH OF SCHEDULE | OPP. STRENGTH OF SCHEDULE | TEAM RPI | ADJ RPI | CONF. RPI | ADJ CONF. RPI | |
|-------------------|----------|-----------------|-------------------|----------------|----------------------|---------------------------|--------------------|---------|-----------|---------------|-------|
| Average RPI Loss: | 95 | | | | | | | | | | |
| DIV. I ONLY | 14-26-1 | .35366 | 243 | 7-8-0 | 34 | 137 | 169 | .49027 | 169 | 9 | 9 |
| DIV. I NON-CONF. | 8-12-1 | .40476 | 205 | 2-5-0 | 41 | 219 | 185 | .48565 | 185 | 10 | 10 |
| <hr/> | | | | | | | | | | | |
| TOTALS | RPI 1-25 | RPI 26-50 | | W-L RECORDS | RPI 51-100 | | RPI 101-150 | | RPI 150+ | | |
| 14-26-1 | 0-0-0 | 1-3-0 | | OVERALL | 5-12-0 | | 3-8-1 | | 5-3-0 | | |
| 9-13-1 | 0-0-0 | 0-0-0 | | HOME | 5-10-0 | | 0-2-1 | | 4-1-0 | | |
| 5-13-0 | 0-0-0 | 1-3-0 | | AWAY | 0-2-0 | | 3-6-0 | | 1-2-0 | | |
| 0-0-0 | 0-0-0 | 0-0-0 | | NEUTRAL | 0-0-0 | | 0-0-0 | | 0-0-0 | | |
| <hr/> | | | | | | | | | | | |
| 8-12-1 | 0-0-0 | 0-1-0 | | NON-CONFERENCE | 5-6-0 | | 0-2-1 | | 3-3-0 | | |
| 7-7-1 | 0-0-0 | 0-0-0 | | HOME | 5-4-0 | | 0-2-1 | | 2-1-0 | | |
| 1-5-0 | 0-0-0 | 0-0- | | AWAY | 0-2-0 | | 0-0-0 | | 1-2-0 | | |
| 0-0-0 | 0-0-0 | 0-0-0 | | NEUTRAL | 0-0-0 | | 0-0-0 | | 0-0-0 | | |
| <hr/> | | | | | | | | | | | |
| 6-14-0 | 0-0-0 | 1-2-0 | | CONFERENCE | 0-6-0 | | 3-6-0 | | 2-0-0 | | |
| 2-6-0 | 0-0-0 | 0-0-0 | | HOME | 0-6-0 | | 0-0-0 | | 2-0-0 | | |
| 4-8-0 | 0-0-0 | 1-2-0 | | AWAY | 0-0-0 | | 3-6-0 | | 0-0-0 | | |
| 0-0-0 | 0-0-0 | 0-0-0 | | NEUTRAL | 0-0-0 | | 0-0-0 | | 0-0-0 | | |
| <hr/> | | | | | | | | | | | |
| RPI S | Opponent | Score | RPI S | Opponent | Score | RPI S | Opponent | Score | RPI S | Opponent | Score |
| | | | 29 A | Old Dominion | 2 7 | 51 H | Evansville | 2 10 | 103 A | Middle Tenn. | 1 9 |
| | | | 29 A | Old Dominion | 11 4 | 51 H | Evansville | 2 4 | 103 A | Middle Tenn. | 2 6 |
| | | | 29 A | Old Dominion | 2 6 | 51 H | Evansville | 2 3 | 103 A | Middle Tenn. | 6 7 |
| | | | 36 A | High Point | 3 4 | 51 H | Evansville | 4 1 | 118 H | Creighton | 6 7 |
| | | | | | | 53 H | VCU | 5 4 | 118 H | Creighton | 1 3 |
| | | | | | | 63 H | East Carolina | 5 8 | 118 H | Creighton | 5 5 |
| | | | | | | 63 H | East Carolina | 3 5 | 123 A | UTSA | 1 3 |
| | | | | | | 63 H | East Carolina | 2 5 | 123 A | UTSA | 4 2 |
| | | | | | | 66 H | FIU | 0 8 | 123 A | UTSA | 5 2 |
| | | | | | | 66 H | FIU | 0 7 | 134 A | Fla. Atlantic | 11 1 |
| | | | | | | 66 H | FIU | 4 10 | 134 A | Fla. Atlantic | 0 8 |
| | | | | | | 73 A | Col. of Charleston | 2 5 | 134 A | Fla. Atlantic | 2 3 |
| | | | | | | 81 A | Wake Forest | 3 8 | 172 H | Tulane | 2 0 |
| | | | | | | 81 H | Wake Forest | 12 4 | 172 H | Tulane | 2 1 |
| | | | | | | 100 H | Canisius | 4 3 | 179 A | Citadel | 4 8 |
| | | | | | | 100 H | Canisius | 6 0 | 195 A | Winthrop | 11 2 |
| | | | | | | 100 H | Canisius | 1 10 | 195 A | Winthrop | 2 5 |
| | | | | | | | | | 254 H | USC Upstate | 6 2 |
| | | | | | | | | | 264 H | UNC Asheville | 1 5 |
| | | | | | | | | | 264 H | UNC Asheville | 9 0 |
| <hr/> | | | | | | | | | | | |
| | | | LAST 15 GAMES | | | | | | | | |
| | | | 123 A | UTSA | 4 2 | 134 A | Fla. Atlantic | 11 1 | | | |
| | | | 123 A | UTSA | 1 3 | 134 A | Fla. Atlantic | 0 8 | | | |
| | | | 123 A | UTSA | 5 2 | 134 A | Fla. Atlantic | 2 3 | | | |
| | | | 81 H | Wake Forest | 12 4 | | | | | | |
| | | | 81 A | Wake Forest | 3 8 | | | | | | |

Non-Div. I Games:

Charlotte

| | | |
|--------------|---|---|
| 172 H Tulane | 2 | 1 |
| 172 H Tulane | 2 | 0 |

C
h
a
r
l
o
t
t
e

C
h
a
r
l
o
t
t
e

[illegible]

Non-Div. I Games:

Southern Ill.

| | | |
|------------------|---|----|
| 84 A Wichita St. | 3 | 4 |
| 84 A Wichita St. | 0 | 10 |

S
o
u
t
h
e
r
n
I
l
l
.

S
o
u
t
h
e
r
n
I
l
l
.

| Average RPI Win: 252 | | WON-LOST | WINNING | LAST 15 | STRENGTH OF | | OPP. STRENGTH | TEAM | ADJ | | CONF. | ADJ CONF. | | | |
|-----------------------|----------|----------|-----------|---------------|----------------|-------|---------------|-------|-------------|--------|----------|-----------|------------------|-------|----|
| Average RPI Loss: 152 | | RECORD | PCT. RANK | GAMES | SCHEDULE | | OF SCHEDULE | RPI | RPI | | RPI | RPI | | | |
| DIV. I ONLY | | 33-16-0 | .67347 | 39 | 9-6-0 | | 291 | 254 | 171 | .48933 | 171 | 31 | | | |
| DIV. I NON-CONF. | | 12-13-0 | .48 | 157 | 0-4-0 | | 165 | 153 | 169 | .49108 | 169 | 31 | | | |
| TOTALS | | RPI 1-25 | RPI 26-50 | | W-L RECORDS | | RPI 51-100 | | RPI 101-150 | | RPI 150+ | | | | |
| 33-16-0 | | 0-2-0 | 1-1-0 | | OVERALL | | 1-2-0 | | 3-3-0 | | 28-8-0 | | | | |
| 19-7-0 | | 0-1-0 | 0-0-0 | | HOME | | 0-2-0 | | 0-1-0 | | 19-3-0 | | | | |
| 14-9-0 | | 0-1-0 | 1-1-0 | | AWAY | | 1-0-0 | | 3-2-0 | | 9-5-0 | | | | |
| 0-0-0 | | 0-0-0 | 0-0-0 | | NEUTRAL | | 0-0-0 | | 0-0-0 | | 0-0-0 | | | | |
| 12-13-0 | | 0-2-0 | 1-1-0 | | NON-CONFERENCE | | 1-2-0 | | 3-3-0 | | 7-5-0 | | | | |
| 7-6-0 | | 0-1-0 | 0-0-0 | | HOME | | 0-2-0 | | 0-1-0 | | 7-2-0 | | | | |
| 5-7-0 | | 0-1-0 | 1-0- | | AWAY | | 1-0-0 | | 3-2-0 | | 0-3-0 | | | | |
| 0-0-0 | | 0-0-0 | 0-0-0 | | NEUTRAL | | 0-0-0 | | 0-0-0 | | 0-0-0 | | | | |
| 21-3-0 | | 0-0-0 | 0-0-0 | | CONFERENCE | | 0-0-0 | | 0-0-0 | | 21-3-0 | | | | |
| 12-1-0 | | 0-0-0 | 0-0-0 | | HOME | | 0-0-0 | | 0-0-0 | | 12-1-0 | | | | |
| 9-2-0 | | 0-0-0 | 0-0-0 | | AWAY | | 0-0-0 | | 0-0-0 | | 9-2-0 | | | | |
| 0-0-0 | | 0-0-0 | 0-0-0 | | NEUTRAL | | 0-0-0 | | 0-0-0 | | 0-0-0 | | | | |
| RPI S | Opponent | Score | | RPI S | Opponent | Score | | RPI S | Opponent | Score | | RPI S | Opponent | Score | |
| 21 A | Mercer | 8 | 13 | 47 A | Auburn | 5 | 6 | 70 A | Samford | 23 | 7 | 122 A | Pacific | 5 | 2 |
| 21 H | Mercer | 4 | 12 | 47 A | Auburn | 9 | 3 | 70 H | Samford | 6 | 8 | 122 A | Pacific | 3 | 0 |
| | | | | | | | | 85 H | UAB | 1 | 13 | 122 A | Pacific | 2 | 8 |
| | | | | | | | | | | | | 122 A | Pacific | 3 | 5 |
| | | | | | | | | | | | | 144 H | Jacksonville St. | 5 | 11 |
| | | | | | | | | | | | | 148 A | South Ala. | 5 | 0 |
| | | | | | | | | | | | | 160 H | Eastern Ky. | 11 | 3 |
| | | | | | | | | | | | | 160 H | Eastern Ky. | 2 | 8 |
| | | | | | | | | | | | | 160 H | Eastern Ky. | 8 | 2 |
| | | | | | | | | | | | | 181 A | Troy | 5 | 8 |
| | | | | | | | | | | | | 181 H | Troy | 5 | 8 |
| | | | | | | | | | | | | 216 A | Florida A&M | 3 | 4 |
| | | | | | | | | | | | | 216 A | Florida A&M | 1 | 2 |
| | | | | | | | | | | | | 275 A | Jackson St. | 9 | 7 |
| | | | | | | | | | | | | 275 A | Jackson St. | 6 | 1 |
| | | | | | | | | | | | | 275 A | Jackson St. | 8 | 6 |
| | | | | | | | | | | | | 275 H | Jackson St. | 11 | 2 |
| | | | | | | | | | | | | 275 H | Jackson St. | 11 | 6 |
| | | | | | | | | | | | | 275 H | Jackson St. | 4 | 5 |
| | | | | | | | | | | | | 281 A | Alabama A&M | 15 | 5 |
| | | | | | | | | | | | | 281 A | Alabama A&M | 11 | 1 |
| | | | | | | | | | | | | 281 A | Alabama A&M | 4 | 5 |
| | | | | | | | | | | | | 281 H | Alabama A&M | 11 | 1 |
| | | | | | | | | | | | | 281 H | Alabama A&M | 6 | 2 |
| | | | | | | | | | | | | 281 H | Alabama A&M | 6 | 2 |
| | | | | | | | | | | | | 284 H | N.C. Central | 3 | 2 |
| | | | | | | | | | | | | 284 H | N.C. Central | 9 | 8 |
| | | | | LAST 15 GAMES | | | | | | | | | | | |
| | | | | 275 H | Jackson St. | 11 | 6 | 216 A | Florida A&M | 3 | 4 | 281 H | Alabama A&M | 11 | 1 |
| | | | | 275 H | Jackson St. | 11 | 2 | 296 A | Alcorn | 12 | 1 | 281 H | Alabama A&M | 6 | 2 |
| | | | | 275 H | Jackson St. | 4 | 5 | 296 A | Alcorn | 11 | 3 | 281 H | Alabama A&M | 6 | 2 |
| | | | | 281 H | Alabama A&M | 6 | 2 | | | | | 284 H | N.C. Central | 3 | 2 |
| | | | | 281 H | Alabama A&M | 6 | 2 | | | | | 284 H | N.C. Central | 9 | 8 |

Non-Div. I Games:

Alabama St.

Alabama St.

| | | | | |
|-----|---|-------------|----|---|
| 281 | H | Alabama A&M | 11 | 1 |
| 216 | A | Florida A&M | 1 | 2 |

Through Games Of April 27, 2014

| RPI | S | Opponent | Score | |
|-----|---|------------------|-------|---|
| 284 | H | N.C. Central | 14 | 1 |
| 292 | H | Youngstown St. | 11 | 2 |
| 292 | H | Youngstown St. | 8 | 3 |
| 296 | A | Alcorn | 12 | 1 |
| 296 | A | Alcorn | 3 | 6 |
| 296 | A | Alcorn | 11 | 3 |
| 296 | H | Alcorn | 7 | 5 |
| 296 | H | Alcorn | 7 | 4 |
| 296 | H | Alcorn | 12 | 2 |
| 298 | A | Mississippi Val. | 7 | 2 |
| 298 | A | Mississippi Val. | 6 | 1 |
| 298 | H | Mississippi Val. | 6 | 3 |
| 298 | H | Mississippi Val. | 6 | 0 |
| 298 | H | Mississippi Val. | 4 | 0 |
| 298 | H | Mississippi Val. | 9 | 7 |

Alabama St.

A
l
a
b
a
m
a
S
t
.

A
l
a
b
a
m
a
S
t
.

| Average RPI Win: | | 156 | WON-LOST RECORD | | WINNING PCT. RANK | | LAST 15 GAMES | | STRENGTH OF SCHEDULE | | OPP. STRENGTH OF SCHEDULE | | TEAM RPI | | ADJ RPI | | CONF. RPI | | ADJ CONF. RPI | | |
|------------------|---|---------------|-----------------|-----------|-------------------|----------------|---------------|------------|----------------------|-------------|---------------------------|---------------|----------|----------|---------|-------|-----------|------------------|---------------|----|---|
| DIV. I ONLY | | | | 17-24-0 | .41463 | 211 | 4-11-0 | | 89 | | 101 | | 172 | | .4888 | | 172 | 9 | | 9 | |
| DIV. I NON-CONF. | | | | 11-11-0 | .5 | 142 | 3-4-0 | | 48 | | 195 | | 121 | | .51424 | | 121 | 10 | | 10 | |
| TOTALS | | RPI 1-25 | | RPI 26-50 | | W-L RECORDS | | RPI 51-100 | | RPI 101-150 | | RPI 150+ | | | | | | | | | |
| 17-24-0 | | 1-6-0 | | 0-0-0 | | OVERALL | | 4-4-0 | | 5-6-0 | | 7-8-0 | | | | | | | | | |
| 12-11-0 | | 1-4-0 | | 0-0-0 | | HOME | | 2-1-0 | | 4-4-0 | | 5-2-0 | | | | | | | | | |
| 5-12-0 | | 0-2-0 | | 0-0-0 | | AWAY | | 2-2-0 | | 1-2-0 | | 2-6-0 | | | | | | | | | |
| 0-1-0 | | 0-0-0 | | 0-0-0 | | NEUTRAL | | 0-1-0 | | 0-0-0 | | 0-0-0 | | | | | | | | | |
| 11-11-0 | | 1-3-0 | | 0-0-0 | | NON-CONFERENCE | | 3-2-0 | | 2-3-0 | | 5-3-0 | | | | | | | | | |
| 9-5-0 | | 1-1-0 | | 0-0-0 | | HOME | | 2-1-0 | | 1-1-0 | | 5-2-0 | | | | | | | | | |
| 2-5-0 | | 0-2-0 | | 0-0- | | AWAY | | 1-0-0 | | 1-2-0 | | 0-1-0 | | | | | | | | | |
| 0-1-0 | | 0-0-0 | | 0-0-0 | | NEUTRAL | | 0-1-0 | | 0-0-0 | | 0-0-0 | | | | | | | | | |
| 6-13-0 | | 0-3-0 | | 0-0-0 | | CONFERENCE | | 1-2-0 | | 3-3-0 | | 2-5-0 | | | | | | | | | |
| 3-6-0 | | 0-3-0 | | 0-0-0 | | HOME | | 0-0-0 | | 3-3-0 | | 0-0-0 | | | | | | | | | |
| 3-7-0 | | 0-0-0 | | 0-0-0 | | AWAY | | 1-2-0 | | 0-0-0 | | 2-5-0 | | | | | | | | | |
| 0-0-0 | | 0-0-0 | | 0-0-0 | | NEUTRAL | | 0-0-0 | | 0-0-0 | | 0-0-0 | | | | | | | | | |
| RPI | S | Opponent | | Score | | RPI | S | Opponent | | Score | | RPI | S | Opponent | | Score | | | | | |
| 7 | H | Rice | | 3 | 4 | | | | | 59 | N | Arkansas | | 0 | 4 | 103 | H | Middle Tenn. | | 2 | 1 |
| 7 | H | Rice | | 7 | 11 | | | | | 63 | A | East Carolina | | 2 | 5 | 103 | H | Middle Tenn. | | 2 | 0 |
| 7 | H | Rice | | 1 | 2 | | | | | 63 | A | East Carolina | | 3 | 13 | 103 | H | Middle Tenn. | | 4 | 5 |
| 12 | A | La.-Lafayette | | 0 | 16 | | | | | 63 | A | East Carolina | | 7 | 2 | 123 | H | UTSA | | 0 | 5 |
| 12 | H | La.-Lafayette | | 4 | 7 | | | | | 78 | A | California | | 10 | 5 | 123 | H | UTSA | | 1 | 8 |
| 15 | A | LSU | | 0 | 6 | | | | | 84 | H | Wichita St. | | 5 | 4 | 123 | H | UTSA | | 4 | 1 |
| 15 | H | LSU | | 3 | 2 | | | | | 84 | H | Wichita St. | | 3 | 10 | 129 | A | Southeastern La. | | 1 | 5 |
| | | | | | | | | | | 84 | H | Wichita St. | | 5 | 1 | 129 | H | Southeastern La. | | 3 | 6 |
| | | | | | | | | | | | | | | | | 138 | H | McNeese St. | | 3 | 2 |
| | | | | | | | | | | | | | | | | 139 | A | San Francisco | | 0 | 9 |
| | | | | | | | | | | | | | | | | 141 | A | Nicholls St. | | 1 | 0 |
| | | | | | | | | | | | | | | | | 162 | H | Sacred Heart | | 4 | 6 |
| | | | | | | | | | | | | | | | | 162 | H | Sacred Heart | | 6 | 5 |
| | | | | | | | | | | | | | | | | 162 | H | Sacred Heart | | 2 | 3 |
| | | | | | | | | | | | | | | | | 169 | A | Charlotte | | 0 | 2 |
| | | | | | | | | | | | | | | | | 169 | A | Charlotte | | 1 | 2 |
| | | | | | | | | | | | | | | | | 188 | A | Marshall | | 1 | 2 |
| | | | | | | | | | | | | | | | | 188 | A | Marshall | | 2 | 3 |
| | | | | | | | | | | | | | | | | 226 | A | Louisiana Tech | | 2 | 5 |
| | | | | | | | | | | | | | | | | 226 | A | Louisiana Tech | | 12 | 8 |
| | | | | | | | | | | | | | | | | 226 | A | Louisiana Tech | | 16 | 3 |
| | | | | | | | | | | | | | | | | 260 | A | New Orleans | | 3 | 7 |
| | | | | | | | | | | | | | | | | 278 | H | Ark.-Pine Bluff | | 7 | 0 |
| | | | | | | | | | | | | | | | | 278 | H | Ark.-Pine Bluff | | 3 | 1 |
| | | | | | | | | | | | | | | | | 278 | H | Ark.-Pine Bluff | | 3 | 2 |
| | | | | | | | | | | | | | | | | 278 | H | Ark.-Pine Bluff | | 11 | 4 |
| LAST 15 GAMES | | | | | | | | | | | | | | | | | | | | | |
| | | | | 84 | H | Wichita St. | | 3 | 10 | 7 | H | Rice | | 7 | 11 | | | | | | |
| | | | | 84 | H | Wichita St. | | 5 | 4 | 7 | H | Rice | | 1 | 2 | | | | | | |
| | | | | 84 | H | Wichita St. | | 5 | 1 | 7 | H | Rice | | 3 | 4 | | | | | | |
| | | | | 15 | A | LSU | | 0 | 6 | | | | | | | | | | | | |
| | | | | 169 | A | Charlotte | | 1 | 2 | | | | | | | | | | | | |

Non-Div. I Games:

Tulane

| | | | | |
|-----|---|-------------|---|---|
| 169 | A | Charlotte | 0 | 2 |
| 138 | H | McNeese St. | 3 | 2 |

T
u
l
a
n
e

T
u
l
a
n
e

| Average RPI Win: 170 | | WON-LOST | WINNING | LAST 15 | STRENGTH OF | | OPP. STRENGTH | TEAM | ADJ | CONF. | ADJ CONF. |
|-----------------------|------------|----------|---------------|------------------|----------------|-------|---------------|-------|-------------|------------------|-----------|
| Average RPI Loss: 101 | | RECORD | PCT. RANK | GAMES | SCHEDULE | | OF SCHEDULE | RPI | RPI | RPI | RPI |
| DIV. I ONLY | | 19-24-0 | .44186 | 187 | 8-7-0 | | 108 | 151 | 173 | .48872 | 173 |
| DIV. I NON-CONF. | | 7-16-0 | .30435 | 257 | 0-3-0 | | 117 | 146 | 254 | .44581 | 254 |
| TOTALS | | RPI 1-25 | RPI 26-50 | | W-L RECORDS | | RPI 51-100 | | RPI 101-150 | | RPI 150+ |
| 19-24-0 | | 0-4-0 | 0-5-0 | | OVERALL | | 3-3-0 | | 4-3-0 | | 12-9-0 |
| 8-15-0 | | 0-3-0 | 0-4-0 | | HOME | | 0-0-0 | | 2-1-0 | | 6-7-0 |
| 6-7-0 | | 0-1-0 | 0-0-0 | | AWAY | | 3-2-0 | | 2-2-0 | | 1-2-0 |
| 5-2-0 | | 0-0-0 | 0-1-0 | | NEUTRAL | | 0-1-0 | | 0-0-0 | | 5-0-0 |
| 7-16-0 | | 0-4-0 | 0-2-0 | | NON-CONFERENCE | | 0-3-0 | | 1-2-0 | | 6-5-0 |
| 3-10-0 | | 0-3-0 | 0-1-0 | | HOME | | 0-0-0 | | 1-1-0 | | 2-5-0 |
| 0-4-0 | | 0-1-0 | 0-0- | | AWAY | | 0-2-0 | | 0-1-0 | | 0-0-0 |
| 4-2-0 | | 0-0-0 | 0-1-0 | | NEUTRAL | | 0-1-0 | | 0-0-0 | | 4-0-0 |
| 12-8-0 | | 0-0-0 | 0-3-0 | | CONFERENCE | | 3-0-0 | | 3-1-0 | | 6-4-0 |
| 5-5-0 | | 0-0-0 | 0-3-0 | | HOME | | 0-0-0 | | 1-0-0 | | 4-2-0 |
| 6-3-0 | | 0-0-0 | 0-0-0 | | AWAY | | 3-0-0 | | 2-1-0 | | 1-2-0 |
| 1-0-0 | | 0-0-0 | 0-0-0 | | NEUTRAL | | 0-0-0 | | 0-0-0 | | 1-0-0 |
| RPI S | Opponent | Score | RPI S | Opponent | Score | RPI S | Opponent | Score | RPI S | Opponent | Score |
| 17 A | Cal Poly | 0 6 | 34 H | Stanford | 9 10 | 56 A | San Diego St. | 3 4 | 120 A | Nevada | 4 9 |
| 17 H | Cal Poly | 0 8 | 35 N | Arizona St. | 6 9 | 56 A | San Diego St. | 4 12 | 120 H | Nevada | 4 3 |
| 24 H | Washington | 1 9 | 39 H | Pepperdine | 0 10 | 74 A | San Diego | 5 3 | 120 H | Nevada | 1 4 |
| 24 H | Washington | 4 6 | 39 H | Pepperdine | 0 1 | 74 A | San Diego | 8 5 | 122 A | Pacific | 7 6 |
| | | | 39 H | Pepperdine | 2 4 | 74 A | San Diego | 2 1 | 122 A | Pacific | 0 7 |
| | | | | | | 89 N | Oklahoma | 4 8 | 122 A | Pacific | 6 2 |
| | | | | | | | | | 122 H | Pacific | 9 8 |
| | | | | | | | | | 151 H | Boston College | 1 4 |
| | | | | | | | | | 151 H | Boston College | 6 8 |
| | | | | | | | | | 152 H | Loyola Marymount | 10 2 |
| | | | | | | | | | 152 H | Loyola Marymount | 8 7 |
| | | | | | | | | | 152 H | Loyola Marymount | 5 6 |
| | | | | | | | | | 161 A | Gonzaga | 6 5 |
| | | | | | | | | | 161 A | Gonzaga | 1 2 |
| | | | | | | | | | 161 A | Gonzaga | 1 2 |
| | | | | | | | | | 161 N | Gonzaga | 3 2 |
| | | | | | | | | | 166 H | San Jose St. | 7 10 |
| | | | | | | | | | 190 H | UC Davis | 2 3 |
| | | | | | | | | | 203 N | Notre Dame | 2 1 |
| | | | | | | | | | 203 N | Notre Dame | 8 7 |
| | | | | | | | | | 212 H | Penn St. | 6 3 |
| | | | | | | | | | 212 H | Penn St. | 5 6 |
| | | | | | | | | | 212 H | Penn St. | 10 5 |
| | | | | | | | | | 254 H | Portland | 7 3 |
| | | | | | | | | | 254 H | Portland | 1 9 |
| | | | | | | | | | 254 H | Portland | 3 1 |
| | | | | | | | | | 274 N | Incarnate Word | 16 3 |
| | | | LAST 15 GAMES | | | | | | | | |
| | | | 152 H | Loyola Marymount | 8 7 | 166 H | San Jose St. | 7 10 | | | |
| | | | 152 H | Loyola Marymount | 10 2 | 161 A | Gonzaga | 1 2 | | | |
| | | | 152 H | Loyola Marymount | 5 6 | 161 A | Gonzaga | 1 2 | | | |
| | | | 34 H | Stanford | 9 10 | | | | | | |
| | | | 74 A | San Diego | 5 3 | | | | | | |

Non-Div. I Games:

Santa Clara

| | | | | |
|----|---|-----------|---|---|
| 74 | A | San Diego | 2 | 1 |
| 74 | A | San Diego | 8 | 5 |

| RPI | S | Opponent | Score | |
|-----|---|-----------|-------|---|
| 282 | N | Manhattan | 10 | 2 |

Santa Clara

S
a
n
t
a
C
l
a
r
a

S
a
n
t
a
C
l
a
r
a

| Average RPI Win: | 205 | WON-LOST | WINNING | LAST 15 | STRENGTH OF | OPP. STRENGTH | TEAM | ADJ | CONF. | ADJ CONF. | |
|-------------------|----------|-----------|-----------|----------------|-------------|---------------|-----------------|-------------|-------|---------------|-------|
| Average RPI Loss: | 172 | RECORD | PCT. RANK | GAMES | SCHEDULE | OF SCHEDULE | RPI | RPI | RPI | RPI | |
| DIV. I ONLY | 24-16-0 | .6 | 74 | 9-6-0 | 233 | 242 | 174 | .48865 | 174 | 24 | 24 |
| DIV. I NON-CONF. | 13-11-0 | .54167 | 124 | 1-3-0 | 157 | 243 | 164 | .4939 | 164 | 25 | 25 |
| ----- | | | | | | | | | | | |
| TOTALS | RPI 1-25 | RPI 26-50 | | W-L RECORDS | | RPI 51-100 | | RPI 101-150 | | RPI 150+ | |
| 24-16-0 | 0-0-0 | 0-3-0 | | OVERALL | | 3-0-0 | | 2-3-0 | | 19-10-0 | |
| 14-9-0 | 0-0-0 | 0-1-0 | | HOME | | 1-0-0 | | 2-1-0 | | 11-7-0 | |
| 6-6-0 | 0-0-0 | 0-2-0 | | AWAY | | 0-0-0 | | 0-1-0 | | 6-3-0 | |
| 4-1-0 | 0-0-0 | 0-0-0 | | NEUTRAL | | 2-0-0 | | 0-1-0 | | 2-0-0 | |
| 13-11-0 | 0-0-0 | 0-3-0 | | NON-CONFERENCE | | 2-0-0 | | 2-3-0 | | 9-5-0 | |
| 7-6-0 | 0-0-0 | 0-1-0 | | HOME | | 0-0-0 | | 2-1-0 | | 5-4-0 | |
| 2-4-0 | 0-0-0 | 0-0- | | AWAY | | 0-0-0 | | 0-1-0 | | 2-1-0 | |
| 4-1-0 | 0-0-0 | 0-0-0 | | NEUTRAL | | 2-0-0 | | 0-1-0 | | 2-0-0 | |
| 11-5-0 | 0-0-0 | 0-0-0 | | CONFERENCE | | 1-0-0 | | 0-0-0 | | 10-5-0 | |
| 7-3-0 | 0-0-0 | 0-0-0 | | HOME | | 1-0-0 | | 0-0-0 | | 6-3-0 | |
| 4-2-0 | 0-0-0 | 0-0-0 | | AWAY | | 0-0-0 | | 0-0-0 | | 4-2-0 | |
| 0-0-0 | 0-0-0 | 0-0-0 | | NEUTRAL | | 0-0-0 | | 0-0-0 | | 0-0-0 | |
| RPI S | Opponent | Score | RPI S | Opponent | Score | RPI S | Opponent | Score | RPI S | Opponent | Score |
| | | | 37 A | Maryland | 4 13 | 53 H | VCU | 6 1 | 119 N | UConn | 2 11 |
| | | | 37 H | Maryland | 0 11 | 83 N | Illinois | 3 0 | 125 A | Towson | 9 13 |
| | | | 42 A | North Carolina | 3 13 | 84 N | Wichita St. | 5 4 | 150 H | Hartford | 3 4 |
| | | | | | | | | | 150 H | Hartford | 1 0 |
| | | | | | | | | | 150 H | Hartford | 1 0 |
| | | | | | | | | | 175 H | Saint Louis | 3 4 |
| | | | | | | | | | 175 H | Saint Louis | 9 2 |
| | | | | | | | | | 175 H | Saint Louis | 2 1 |
| | | | | | | | | | 177 H | Fairfield | 9 4 |
| | | | | | | | | | 177 H | Fairfield | 1 6 |
| | | | | | | | | | 177 H | Fairfield | 1 3 |
| | | | | | | | | | 183 N | Morehead St. | 14 4 |
| | | | | | | | | | 183 N | Morehead St. | 22 5 |
| | | | | | | | | | 187 A | Coastal Caro. | 2 3 |
| | | | | | | | | | 201 H | Georgetown | 6 5 |
| | | | | | | | | | 219 H | Cornell | 2 1 |
| | | | | | | | | | 219 H | Cornell | 2 3 |
| | | | | | | | | | 229 A | Longwood | 2 1 |
| | | | | | | | | | 245 H | Brown | 5 2 |
| | | | | | | | | | 245 H | Brown | 2 1 |
| | | | | | | | | | 245 H | Brown | 3 6 |
| | | | | | | | | | 250 H | Fordham | 5 8 |
| | | | | | | | | | 250 H | Fordham | 7 4 |
| | | | | | | | | | 250 H | Fordham | 6 0 |
| | | | | | | | | | 254 A | USC Upstate | 7 0 |
| | | | | | | | | | 257 A | Rhode Island | 7 0 |
| | | | | | | | | | 257 A | Rhode Island | 6 7 |
| ----- | | | | | | | | | | | |
| LAST 15 GAMES | | | | | | | | | | | |
| | | | 175 H | Saint Louis | 9 2 | 257 A | Rhode Island | 5 0 | | | |
| | | | 175 H | Saint Louis | 3 4 | 265 H | St. Bonaventure | 6 1 | | | |
| | | | 175 H | Saint Louis | 2 1 | 265 H | St. Bonaventure | 6 8 | | | |
| | | | 37 A | Maryland | 4 13 | | | | | | |
| | | | 125 A | Towson | 9 13 | | | | | | |

Non-Div. I Games:

George Mason

| | | |
|--------------------|---|---|
| 257 A Rhode Island | 6 | 7 |
| 257 A Rhode Island | 7 | 0 |

| RPI | S | Opponent | Score | |
|-----|---|-------------------|-------|---|
| 257 | A | Rhode Island | 5 | 0 |
| 265 | H | St. Bonaventure | 8 | 3 |
| 265 | H | St. Bonaventure | 6 | 1 |
| 265 | H | St. Bonaventure | 6 | 8 |
| 287 | A | George Washington | 10 | 3 |
| 287 | A | George Washington | 7 | 3 |
| 287 | A | George Washington | 3 | 4 |

| Average RPI Win: | | 207 | WON-LOST RECORD | | WINNING PCT. RANK | | LAST 15 GAMES | | STRENGTH OF SCHEDULE | | OPP. STRENGTH OF SCHEDULE | | TEAM RPI | | ADJ RPI | | CONF. RPI | | ADJ CONF. RPI | | | | |
|------------------|---|----------|-----------------|---------------|-------------------|--------------|----------------|----------|----------------------|------------|---------------------------|-------------------|-------------|----------|---------|---------------|------------------|-----|---------------|----------|---------------|-------|---|
| DIV. I ONLY | | | 24-17-0 | | .58537 | 86 | 7-8-0 | | 282 | | 155 | | 175 | | .48846 | | 175 | 24 | | 24 | | | |
| DIV. I NON-CONF. | | | 12-11-0 | | .52174 | 132 | 1-3-0 | | 218 | | 115 | | 170 | | .49106 | | 170 | 25 | | 25 | | | |
| TOTALS | | RPI 1-25 | | RPI 26-50 | | | W-L RECORDS | | | RPI 51-100 | | | RPI 101-150 | | | RPI 150+ | | | | | | | |
| 24-17-0 | | 1-2-0 | | 0-0-0 | | | OVERALL | | | 4-3-0 | | | 1-2-0 | | | 18-10-0 | | | | | | | |
| 13-3-0 | | 0-0-0 | | 0-0-0 | | | HOME | | | 2-2-0 | | | 0-1-0 | | | 11-0-0 | | | | | | | |
| 9-11-0 | | 1-2-0 | | 0-0-0 | | | AWAY | | | 2-1-0 | | | 0-1-0 | | | 6-7-0 | | | | | | | |
| 2-3-0 | | 0-0-0 | | 0-0-0 | | | NEUTRAL | | | 0-0-0 | | | 1-0-0 | | | 1-3-0 | | | | | | | |
| 12-11-0 | | 1-2-0 | | 0-0-0 | | | NON-CONFERENCE | | | 4-3-0 | | | 1-2-0 | | | 6-4-0 | | | | | | | |
| 7-3-0 | | 0-0-0 | | 0-0-0 | | | HOME | | | 2-2-0 | | | 0-1-0 | | | 5-0-0 | | | | | | | |
| 3-6-0 | | 1-2-0 | | 0-0- | | | AWAY | | | 2-1-0 | | | 0-1-0 | | | 0-2-0 | | | | | | | |
| 2-2-0 | | 0-0-0 | | 0-0-0 | | | NEUTRAL | | | 0-0-0 | | | 1-0-0 | | | 1-2-0 | | | | | | | |
| 12-6-0 | | 0-0-0 | | 0-0-0 | | | CONFERENCE | | | 0-0-0 | | | 0-0-0 | | | 12-6-0 | | | | | | | |
| 6-0-0 | | 0-0-0 | | 0-0-0 | | | HOME | | | 0-0-0 | | | 0-0-0 | | | 6-0-0 | | | | | | | |
| 6-5-0 | | 0-0-0 | | 0-0-0 | | | AWAY | | | 0-0-0 | | | 0-0-0 | | | 6-5-0 | | | | | | | |
| 0-1-0 | | 0-0-0 | | 0-0-0 | | | NEUTRAL | | | 0-0-0 | | | 0-0-0 | | | 0-1-0 | | | | | | | |
| RPI | S | Opponent | | Score | | RPI | S | Opponent | | Score | | RPI | S | Opponent | | Score | | RPI | S | Opponent | | Score | |
| 20 | A | Alabama | | 2 | 1 | | | | | 61 | A | Duke | 3 | 2 | 109 | A | Missouri St. | 0 | 8 | | | | |
| 20 | A | Alabama | | 3 | 9 | | | | | 79 | H | Memphis | 7 | 9 | 126 | N | Stony Brook | 9 | 8 | | | | |
| 20 | A | Alabama | | 3 | 4 | | | | | 79 | H | Memphis | 7 | 5 | 145 | H | Bradley | 1 | 9 | | | | |
| | | | | | | | | | | 79 | H | Memphis | 6 | 4 | 165 | A | Eastern Ill. | 7 | 9 | | | | |
| | | | | | | | | | | 80 | A | Southeast Mo. St. | 11 | 8 | 174 | A | George Mason | 4 | 3 | | | | |
| | | | | | | | | | | 80 | H | Southeast Mo. St. | 2 | 6 | 174 | A | George Mason | 1 | 2 | | | | |
| | | | | | | | | | | 81 | A | Wake Forest | 2 | 3 | 174 | A | George Mason | 2 | 9 | | | | |
| | | | | | | | | | | | | | | | 193 | N | Akron | 1 | 2 | | | | |
| | | | | | | | | | | | | | | | 196 | H | Richmond | 7 | 6 | | | | |
| | | | | | | | | | | | | | | | 196 | H | Richmond | 2 | 1 | | | | |
| | | | | | | | | | | | | | | | 196 | H | Richmond | 5 | 3 | | | | |
| | | | | | | | | | | | | | | | 221 | H | SIU Edwardsville | 9 | 4 | | | | |
| | | | | | | | | | | | | | | | 253 | N | La Salle | 1 | 4 | | | | |
| | | | | | | | | | | | | | | | 257 | A | Rhode Island | 3 | 2 | | | | |
| | | | | | | | | | | | | | | | 257 | A | Rhode Island | 3 | 1 | | | | |
| | | | | | | | | | | | | | | | 257 | A | Rhode Island | 4 | 0 | | | | |
| | | | | | | | | | | | | | | | 262 | N | Saint Peter's | 8 | 5 | | | | |
| | | | | | | | | | | | | | | | 262 | N | Saint Peter's | 5 | 6 | | | | |
| | | | | | | | | | | | | | | | 265 | A | St. Bonaventure | 7 | 8 | | | | |
| | | | | | | | | | | | | | | | 265 | A | St. Bonaventure | 3 | 2 | | | | |
| | | | | | | | | | | | | | | | 270 | A | Massachusetts | 1 | 7 | | | | |
| | | | | | | | | | | | | | | | 270 | A | Massachusetts | 2 | 1 | | | | |
| | | | | | | | | | | | | | | | 270 | A | Massachusetts | 2 | 3 | | | | |
| | | | | | | | | | | | | | | | 276 | H | North Dakota | 10 | 0 | | | | |
| | | | | | | | | | | | | | | | 276 | H | North Dakota | 12 | 4 | | | | |
| | | | | | | | | | | | | | | | 276 | H | North Dakota | 6 | 4 | | | | |
| | | | | | | | | | | | | | | | 276 | H | North Dakota | 4 | 2 | | | | |
| | | | | LAST 15 GAMES | | | | | | | | | | | | | | | | | | | |
| | | | | 174 | A | George Mason | 2 | 9 | 80 | H | Southeast Mo. St. | 2 | 6 | 270 | A | Massachusetts | 2 | 1 | 270 | A | Massachusetts | 2 | 3 |
| | | | | 174 | A | George Mason | 4 | 3 | 270 | A | Massachusetts | 2 | 1 | 276 | H | North Dakota | 10 | 0 | 276 | H | North Dakota | 12 | 4 |
| | | | | 174 | A | George Mason | 1 | 2 | 270 | A | Massachusetts | 2 | 3 | 276 | H | North Dakota | 6 | 4 | 276 | H | North Dakota | 4 | 2 |
| | | | | 291 | A | UT Martin | 2 | 9 | | | | | | | | | | | | | | | |
| | | | | 196 | H | Richmond | 5 | 3 | | | | | | | | | | | | | | | |

Non-Div. I Games:

Saint Louis

| | | | | |
|-----|---|----------|---|---|
| 196 | H | Richmond | 2 | 1 |
| 196 | H | Richmond | 7 | 6 |

| RPI | S | Opponent | Score | |
|-----|---|-------------------|-------|---|
| 287 | H | George Washington | 10 | 4 |
| 287 | H | George Washington | 10 | 4 |
| 287 | H | George Washington | 5 | 4 |
| 291 | A | UT Martin | 2 | 9 |

Saint Louis

S
a
i
n
t
L
o
u
i
s

S
a
i
n
t
L
o
u
i
s

| Average RPI Win: | 159 | WON-LOST RECORD | WINNING PCT. RANK | LAST 15 GAMES | STRENGTH OF SCHEDULE | OPP. STRENGTH OF SCHEDULE | TEAM RPI | ADJ RPI | CONF. RPI | ADJ CONF. RPI | | |
|------------------|----------|-----------------|-------------------|----------------|----------------------|---------------------------|----------|-------------|-----------|--------------------|-------|----|
| DIV. I ONLY | | 14-26-0 | .35 | 246 | 5-10-0 | 33 | 198 | 176 | .48838 | 176 | 13 | 13 |
| DIV. I NON-CONF. | | 8-18-0 | .30769 | 256 | 0-3-0 | 56 | 228 | 225 | .46661 | 224 | 13 | 13 |
| <hr/> | | | | | | | | | | | | |
| TOTALS | RPI 1-25 | RPI 26-50 | | W-L RECORDS | | RPI 51-100 | | RPI 101-150 | | RPI 150+ | | |
| 14-26-0 | 0-2-0 | 0-2-0 | | OVERALL | | 3-10-0 | | 3-7-0 | | 8-5-0 | | |
| 7-12-0 | 0-1-0 | 0-1-0 | | HOME | | 2-4-0 | | 1-2-0 | | 4-4-0 | | |
| 5-13-0 | 0-1-0 | 0-0-0 | | AWAY | | 1-6-0 | | 2-5-0 | | 2-1-0 | | |
| 2-1-0 | 0-0-0 | 0-1-0 | | NEUTRAL | | 0-0-0 | | 0-0-0 | | 2-0-0 | | |
| 8-18-0 | 0-2-0 | 0-2-0 | | NON-CONFERENCE | | 1-4-0 | | 1-6-0 | | 6-4-0 | | |
| 5-9-0 | 0-1-0 | 0-1-0 | | HOME | | 0-1-0 | | 1-2-0 | | 4-4-0 | | |
| 1-8-0 | 0-1-0 | 0-0- | | AWAY | | 1-3-0 | | 0-4-0 | | 0-0-0 | | |
| 2-1-0 | 0-0-0 | 0-1-0 | | NEUTRAL | | 0-0-0 | | 0-0-0 | | 2-0-0 | | |
| 6-8-0 | 0-0-0 | 0-0-0 | | CONFERENCE | | 2-6-0 | | 2-1-0 | | 2-1-0 | | |
| 2-3-0 | 0-0-0 | 0-0-0 | | HOME | | 2-3-0 | | 0-0-0 | | 0-0-0 | | |
| 4-5-0 | 0-0-0 | 0-0-0 | | AWAY | | 0-3-0 | | 2-1-0 | | 2-1-0 | | |
| 0-0-0 | 0-0-0 | 0-0-0 | | NEUTRAL | | 0-0-0 | | 0-0-0 | | 0-0-0 | | |
| RPI | S | Opponent | Score | RPI | S | Opponent | Score | RPI | S | Opponent | Score | |
| 1 | A | Virginia | 2 13 | 27 | N | West Virginia | 1 5 | 63 | A | East Carolina | 5 6 | |
| 1 | H | Virginia | 3 9 | 37 | H | Maryland | 6 13 | 63 | A | East Carolina | 5 2 | |
| | | | | | | | | 63 | A | East Carolina | 2 4 | |
| | | | | | | | | 71 | H | William & Mary | 5 13 | |
| | | | | | | | | 71 | H | William & Mary | 6 24 | |
| | | | | | | | | 71 | H | William & Mary | 9 8 | |
| | | | | | | | | 73 | A | Col. of Charleston | 0 5 | |
| | | | | | | | | 73 | A | Col. of Charleston | 2 12 | |
| | | | | | | | | 73 | A | Col. of Charleston | 2 6 | |
| | | | | | | | | 87 | H | UNC Wilmington | 4 6 | |
| | | | | | | | | 87 | H | UNC Wilmington | 6 5 | |
| | | | | | | | | 95 | H | VMI | 1 6 | |
| | | | | | | | | 98 | A | Radford | 5 14 | |
| | | | | | | | | | | | | |
| | | | | | | | | | | | | |
| | | | | | | | | | | | | |
| | | | | | | | | | | | | |
| | | | | | | | | | | | | |
| | | | | | | | | | | | | |
| | | | | | | | | | | | | |
| | | | | | | | | | | | | |
| | | | | | | | | | | | | |
| | | | | | | | | | | | | |
| | | | | | | | | | | | | |
| | | | | | | | | | | | | |
| | | | | | | | | | | | | |
| | | | | | | | | | | | | |
| | | | | | | | | | | | | |
| | | | | | | | | | | | | |
| | | | | | | | | | | | | |
| | | | | | | | | | | | | |
| | | | | | | | | | | | | |
| | | | | | | | | | | | | |
| | | | | | | | | | | | | |
| | | | | | | | | | | | | |
| | | | | | | | | | | | | |
| | | | | | | | | | | | | |
| | | | | | | | | | | | | |
| | | | | | | | | | | | | |
| | | | | | | | | | | | | |
| | | | | | | | | | | | | |
| | | | | | | | | | | | | |
| | | | | | | | | | | | | |
| | | | | | | | | | | | | |
| | | | | | | | | | | | | |
| | | | | | | | | | | | | |
| | | | | | | | | | | | | |
| | | | | | | | | | | | | |
| | | | | | | | | | | | | |
| | | | | | | | | | | | | |
| | | | | | | | | | | | | |
| | | | | | | | | | | | | |
| | | | | | | | | | | | | |
| | | | | | | | | | | | | |
| | | | | | | | | | | | | |
| | | | | | | | | | | | | |
| | | | | | | | | | | | | |
| | | | | | | | | | | | | |
| | | | | | | | | | | | | |
| | | | | | | | | | | | | |
| | | | | | | | | | | | | |
| | | | | | | | | | | | | |
| | | | | | | | | | | | | |
| | | | | | | | | | | | | |
| | | | | | | | | | | | | |
| | | | | | | | | | | | | |
| | | | | | | | | | | | | |
| | | | | | | | | | | | | |
| | | | | | | | | | | | | |
| | | | | | | | | | | | | |
| | | | | | | | | | | | | |
| | | | | | | | | | | | | |
| | | | | | | | | | | | | |
| | | | | | | | | | | | | |
| | | | | | | | | | | | | |
| | | | | | | | | | | | | |
| | | | | | | | | | | | | |
| | | | | | | | | | | | | |
| | | | | | | | | | | | | |
| | | | | | | | | | | | | |
| | | | | | | | | | | | | |
| | | | | | | | | | | | | |
| | | | | | </ | | | | | | | |

Non-Div. I Games:

James Madison

| | | |
|-------------------------|---|---|
| 73 A Col. of Charleston | 0 | 5 |
| 73 A Col. of Charleston | 2 | 6 |

J
a
m
e
s
M
a
d
i
s
o
n

J
a
m
e
s
M
a
d
i
s
o
n

| | | | | | | | | | | | | | | |
|------------------|----------|-----------------|-------------------|----------------|----------------------|---------------------------|----------|-------------|-----------|-----------------|---------------|---------|----|---|
| Average RPI Win: | 232 | WON-LOST RECORD | WINNING PCT. RANK | LAST 15 GAMES | STRENGTH OF SCHEDULE | OPP. STRENGTH OF SCHEDULE | TEAM RPI | ADJ RPI | CONF. RPI | ADJ CONF. RPI | | | | |
| DIV. I ONLY | | 22-18-0 | .55 | 115 | 10-5-0 | 274 | 269 | 177 | .48787 | 177 | 29 | 29 | | |
| DIV. I NON-CONF. | | 11-12-0 | .47826 | 161 | 5-1-0 | 261 | 270 | 174 | .48973 | 174 | 29 | 29 | | |
| | | | | | | | | | | | | | | |
| TOTALS | RPI 1-25 | RPI 26-50 | | W-L RECORDS | | RPI 51-100 | | RPI 101-150 | | RPI 150+ | | | | |
| 22-18-0 | 0-0-0 | 0-0-0 | | OVERALL | | 2-1-0 | | 0-2-0 | | 20-15-0 | | | | |
| 6-3-0 | 0-0-0 | 0-0-0 | | HOME | | 2-1-0 | | 0-0-0 | | 4-2-0 | | | | |
| 16-15-0 | 0-0-0 | 0-0-0 | | AWAY | | 0-0-0 | | 0-2-0 | | 16-13-0 | | | | |
| 0-0-0 | 0-0-0 | 0-0-0 | | NEUTRAL | | 0-0-0 | | 0-0-0 | | 0-0-0 | | | | |
| | | | | | | | | | | | | | | |
| 11-12-0 | 0-0-0 | 0-0-0 | | NON-CONFERENCE | | 0-0-0 | | 0-2-0 | | 11-10-0 | | | | |
| 2-1-0 | 0-0-0 | 0-0-0 | | HOME | | 0-0-0 | | 0-0-0 | | 2-1-0 | | | | |
| 9-11-0 | 0-0-0 | 0-0- | | AWAY | | 0-0-0 | | 0-2-0 | | 9-9-0 | | | | |
| 0-0-0 | 0-0-0 | 0-0-0 | | NEUTRAL | | 0-0-0 | | 0-0-0 | | 0-0-0 | | | | |
| | | | | | | | | | | | | | | |
| 11-6-0 | 0-0-0 | 0-0-0 | | CONFERENCE | | 2-1-0 | | 0-0-0 | | 9-5-0 | | | | |
| 4-2-0 | 0-0-0 | 0-0-0 | | HOME | | 2-1-0 | | 0-0-0 | | 2-1-0 | | | | |
| 7-4-0 | 0-0-0 | 0-0-0 | | AWAY | | 0-0-0 | | 0-0-0 | | 7-4-0 | | | | |
| 0-0-0 | 0-0-0 | 0-0-0 | | NEUTRAL | | 0-0-0 | | 0-0-0 | | 0-0-0 | | | | |
| | | | | | | | | | | | | | | |
| RPI | S | Opponent | Score | RPI | S | Opponent | Score | RPI | S | Opponent | Score | | | |
| | | | | | | | | 115 | A | St. John's (NY) | 3 | 7 | | |
| | | | | | | | | 150 | A | Hartford | 5 | 8 | | |
| | | | | | | | | 155 | A | Delaware | 4 | 15 | | |
| | | | | | | | | 155 | A | Delaware | 0 | 4 | | |
| | | | | | | | | 155 | A | Delaware | 2 | 10 | | |
| | | | | | | | | 162 | A | Sacred Heart | 8 | 2 | | |
| | | | | | | | | 174 | A | George Mason | 3 | 1 | | |
| | | | | | | | | 174 | A | George Mason | 4 | 9 | | |
| | | | | | | | | 174 | A | George Mason | 6 | 1 | | |
| | | | | | | | | 182 | A | North Florida | 3 | 5 | | |
| | | | | | | | | 182 | A | North Florida | 4 | 5 | | |
| | | | | | | | | 196 | A | Richmond | 6 | 2 | | |
| | | | | | | | | 196 | A | Richmond | 2 | 13 | | |
| | | | | | | | | 196 | A | Richmond | 0 | 8 | | |
| | | | | | | | | 198 | A | Northeastern | 3 | 2 | | |
| | | | | | | | | 218 | H | UMass Lowell | 2 | 4 | | |
| | | | | | | | | 228 | H | Monmouth | 0 | 2 | | |
| | | | | | | | | 228 | H | Monmouth | 7 | 1 | | |
| | | | | | | | | 228 | H | Monmouth | 10 | 3 | | |
| | | | | | | | | 232 | A | Siena | 6 | 8 | | |
| 232 | A | Siena | 5 | 6 | | | | | | | | | | |
| LAST 15 GAMES | | | | | | | | 232 | A | Siena | 4 | 0 | | |
| 232 | A | Siena | 5 | 6 | 228 | H | Monmouth | 10 | 3 | 235 | A | Yale | 6 | 2 |
| 232 | A | Siena | 6 | 8 | 301 | A | NYIT | 5 | 3 | 235 | A | Yale | 10 | 5 |
| 232 | A | Siena | 4 | 0 | 301 | A | NYIT | 4 | 1 | 250 | A | Fordham | 4 | 5 |
| 162 | A | Sacred Heart | 8 | 2 | | | | | 262 | A | Saint Peter's | 8 | 2 | |
| 250 | A | Fordham | 4 | 5 | | | | | 262 | A | Saint Peter's | 7 | 4 | |

Non-Div. I Games:

Fairfield

| | | |
|----------------|---|---|
| 228 H Monmouth | 0 | 2 |
| 228 H Monmouth | 7 | 1 |

| RPI | S | Opponent | Score | |
|-----|---|----------|-------|---|
| 277 | A | Niagara | 3 | 2 |
| 277 | A | Niagara | 7 | 8 |
| 277 | A | Niagara | 6 | 0 |
| 289 | H | NJIT | 10 | 3 |
| 290 | A | Iona | 0 | 5 |
| 290 | A | Iona | 9 | 1 |
| 290 | A | Iona | 10 | 8 |
| 301 | A | NYIT | 4 | 1 |
| 301 | A | NYIT | 5 | 3 |
| 301 | H | NYIT | 13 | 4 |

Fairfield

F
a
i
r
f
i
e
l
d

F
a
i
r
f
i
e
l
d

| Average RPI Win: 143 | | WON-LOST | WINNING | LAST 15 | STRENGTH OF | | OPP. STRENGTH | TEAM | ADJ | | CONF. | ADJ CONF. | | |
|----------------------|---|------------|-----------|---------|----------------|---|---------------------|-------|-------------|--------|----------|----------------|-------|----|
| Average RPI Loss: 73 | | RECORD | PCT. RANK | GAMES | SCHEDULE | | OF SCHEDULE | RPI | RPI | | RPI | RPI | | |
| DIV. I ONLY | | 18-25-0 | .4186 | 209 | 7-8-0 | | 43 | 133 | 178 | .48777 | 178 | 4 | 4 | |
| DIV. I NON-CONF. | | 10-10-0 | .5 | 142 | 0-0-0 | | 82 | 276 | 217 | .47105 | 216 | 3 | 3 | |
| TOTALS | | RPI 1-25 | RPI 26-50 | | W-L RECORDS | | RPI 51-100 | | RPI 101-150 | | RPI 150+ | | | |
| 18-25-0 | | 1-5-0 | 4-8-0 | | OVERALL | | 0-2-0 | | 5-7-0 | | 8-3-0 | | | |
| 15-17-0 | | 1-2-0 | 3-4-0 | | HOME | | 0-2-0 | | 5-7-0 | | 6-2-0 | | | |
| 3-8-0 | | 0-3-0 | 1-4-0 | | AWAY | | 0-0-0 | | 0-0-0 | | 2-1-0 | | | |
| 0-0-0 | | 0-0-0 | 0-0-0 | | NEUTRAL | | 0-0-0 | | 0-0-0 | | 0-0-0 | | | |
| 10-10-0 | | 0-0-0 | 2-2-0 | | NON-CONFERENCE | | 0-2-0 | | 2-4-0 | | 6-2-0 | | | |
| 10-10-0 | | 0-0-0 | 2-2-0 | | HOME | | 0-2-0 | | 2-4-0 | | 6-2-0 | | | |
| 0-0-0 | | 0-0-0 | 0-0- | | AWAY | | 0-0-0 | | 0-0-0 | | 0-0-0 | | | |
| 0-0-0 | | 0-0-0 | 0-0-0 | | NEUTRAL | | 0-0-0 | | 0-0-0 | | 0-0-0 | | | |
| 8-15-0 | | 1-5-0 | 2-6-0 | | CONFERENCE | | 0-0-0 | | 3-3-0 | | 2-1-0 | | | |
| 5-7-0 | | 1-2-0 | 1-2-0 | | HOME | | 0-0-0 | | 3-3-0 | | 0-0-0 | | | |
| 3-8-0 | | 0-3-0 | 1-4-0 | | AWAY | | 0-0-0 | | 0-0-0 | | 2-1-0 | | | |
| 0-0-0 | | 0-0-0 | 0-0-0 | | NEUTRAL | | 0-0-0 | | 0-0-0 | | 0-0-0 | | | |
| RPI | S | Opponent | Score | | RPI | S | Opponent | Score | | RPI | S | Opponent | Score | |
| 10 | H | Oregon St. | 11 | 2 | 35 | A | Arizona St. | 10 | 9 | 55 | H | Long Beach St. | 4 | 11 |
| 10 | H | Oregon St. | 2 | 11 | 35 | A | Arizona St. | 6 | 14 | 55 | H | Long Beach St. | 2 | 3 |
| 10 | H | Oregon St. | 0 | 11 | 35 | H | Arizona St. | 1 | 2 | | | | | |
| 24 | A | Washington | 2 | 5 | 35 | H | Arizona St. | 0 | 7 | | | | | |
| 24 | A | Washington | 7 | 8 | 35 | H | Arizona St. | 6 | 1 | | | | | |
| 24 | A | Washington | 0 | 8 | 41 | H | Mississippi St. | 4 | 6 | | | | | |
| | | | | | 41 | H | Mississippi St. | 12 | 3 | | | | | |
| | | | | | 48 | A | Southern California | 0 | 2 | | | | | |
| | | | | | 48 | A | Southern California | 4 | 5 | | | | | |
| | | | | | 48 | A | Southern California | 0 | 1 | | | | | |
| | | | | | 49 | H | UC Santa Barbara | 10 | 5 | | | | | |
| | | | | | 49 | H | UC Santa Barbara | 2 | 10 | | | | | |
| | | | | | LAST 15 GAMES | | | | | | | | | |
| | | | | | 35 | H | Arizona St. | 6 | 1 | 106 | H | UCLA | 3 | 2 |
| | | | | | 35 | H | Arizona St. | 0 | 7 | 106 | H | UCLA | 0 | 8 |
| | | | | | 35 | H | Arizona St. | 1 | 2 | 35 | A | Arizona St. | 10 | 9 |
| | | | | | 48 | A | Southern California | 0 | 2 | | | | | |
| | | | | | 48 | A | Southern California | 4 | 5 | | | | | |

Non-Div. I Games:

Arizona

| | | |
|--------------------------|---|---|
| 48 A Southern California | 0 | 1 |
| 106 H UCLA | 6 | 5 |

A
r
i
z
o
n
a

A
r
i
z
o
n
a

| Average RPI Win: | | 146 | WON-LOST | | WINNING | | LAST 15 | | STRENGTH OF | | OPP. STRENGTH | | TEAM | | ADJ | | CONF. | | ADJ CONF. | | | | |
|-------------------|---|----------------|----------|-----------|------------|----------------|---------|---------------|-------------|-------------|---------------|----------|------|--------------------|-----------|-------|-------|-----|-----------|-----------------|----|----|--|
| Average RPI Loss: | | 110 | RECORD | | PCT. RANK | | GAMES | | SCHEDULE | | OF SCHEDULE | | RPI | | RPI | | RPI | | RPI | | | | |
| DIV. I ONLY | | | 18-26-0 | | .40909 212 | | 6-9-0 | | 72 | | 113 | | 179 | | .4868 179 | | 12 | | 12 | | | | |
| DIV. I NON-CONF. | | | 14-10-0 | | .58333 98 | | 3-1-0 | | 75 | | 76 | | 78 | | .52782 78 | | 17 | | 17 | | | | |
| TOTALS | | RPI 1-25 | | RPI 26-50 | | W-L RECORDS | | RPI 51-100 | | RPI 101-150 | | RPI 150+ | | | | | | | | | | | |
| 18-26-0 | | 2-0-0 | | 2-3-0 | | OVERALL | | 2-11-0 | | 1-6-0 | | 11-6-0 | | | | | | | | | | | |
| 15-10-0 | | 2-0-0 | | 2-2-0 | | HOME | | 2-3-0 | | 1-3-0 | | 8-2-0 | | | | | | | | | | | |
| 3-14-0 | | 0-0-0 | | 0-1-0 | | AWAY | | 0-6-0 | | 0-3-0 | | 3-4-0 | | | | | | | | | | | |
| 0-2-0 | | 0-0-0 | | 0-0-0 | | NEUTRAL | | 0-2-0 | | 0-0-0 | | 0-0-0 | | | | | | | | | | | |
| 14-10-0 | | 2-0-0 | | 2-3-0 | | NON-CONFERENCE | | 1-4-0 | | 1-0-0 | | 8-3-0 | | | | | | | | | | | |
| 12-4-0 | | 2-0-0 | | 2-2-0 | | HOME | | 1-1-0 | | 1-0-0 | | 6-1-0 | | | | | | | | | | | |
| 2-4-0 | | 0-0-0 | | 0-0- | | AWAY | | 0-1-0 | | 0-0-0 | | 2-2-0 | | | | | | | | | | | |
| 0-2-0 | | 0-0-0 | | 0-0-0 | | NEUTRAL | | 0-2-0 | | 0-0-0 | | 0-0-0 | | | | | | | | | | | |
| 4-16-0 | | 0-0-0 | | 0-0-0 | | CONFERENCE | | 1-7-0 | | 0-6-0 | | 3-3-0 | | | | | | | | | | | |
| 3-6-0 | | 0-0-0 | | 0-0-0 | | HOME | | 1-2-0 | | 0-3-0 | | 2-1-0 | | | | | | | | | | | |
| 1-10-0 | | 0-0-0 | | 0-0-0 | | AWAY | | 0-5-0 | | 0-3-0 | | 1-2-0 | | | | | | | | | | | |
| 0-0-0 | | 0-0-0 | | 0-0-0 | | NEUTRAL | | 0-0-0 | | 0-0-0 | | 0-0-0 | | | | | | | | | | | |
| RPI | S | Opponent | | Score | | RPI | S | Opponent | | Score | | RPI | S | Opponent | | Score | | | | | | | |
| 6 | H | South Carolina | | 10 | 8 | 27 | H | West Virginia | | 2 | 10 | 58 | A | Western Caro. | | 2 | 8 | 111 | A | Elon | 3 | 4 | |
| 23 | H | Louisville | | 5 | 3 | 43 | H | Nebraska | | 6 | 3 | 58 | A | Western Caro. | | 4 | 5 | 111 | A | Elon | 7 | 14 | |
| | | | | | | 43 | H | Nebraska | | 0 | 4 | 70 | H | Samford | | 3 | 8 | 111 | A | Elon | 3 | 6 | |
| | | | | | | 43 | H | Nebraska | | 12 | 8 | 70 | H | Samford | | 4 | 2 | 127 | H | Ga. Southern | 2 | 5 | |
| | | | | | | 45 | A | UCF | | 7 | 9 | 70 | H | Samford | | 3 | 5 | 127 | H | Ga. Southern | 1 | 10 | |
| | | | | | | | | | | | | 73 | A | Col. of Charleston | | 5 | 11 | 127 | H | Ga. Southern | 4 | 7 | |
| | | | | | | | | | | | | 73 | H | Col. of Charleston | | 5 | 4 | 137 | H | Virginia Tech | 6 | 2 | |
| | | | | | | | | | | | | 73 | H | Col. of Charleston | | 0 | 8 | 169 | H | Charlotte | 8 | 4 | |
| | | | | | | | | | | | | 82 | N | Ohio St. | | 4 | 5 | 184 | H | Furman | 10 | 9 | |
| | | | | | | | | | | | | 89 | N | Oklahoma | | 7 | 9 | 184 | H | Furman | 6 | 8 | |
| | | | | | | | | | | | | 91 | A | Davidson | | 8 | 10 | 184 | H | Furman | 5 | 4 | |
| | | | | | | | | | | | | 91 | A | Davidson | | 3 | 13 | 185 | A | Appalachian St. | 8 | 2 | |
| | | | | | | | | | | | | 91 | A | Davidson | | 1 | 2 | 185 | A | Appalachian St. | 6 | 10 | |
| | | | | | | | | | | | | | | | | | | 185 | A | Appalachian St. | 5 | 6 | |
| | | | | | | | | | | | | | | | | | | 186 | H | Toledo | 1 | 8 | |
| | | | | | | | | | | | | | | | | | | 187 | A | Coastal Caro. | 3 | 2 | |
| | | | | | | | | | | | | | | | | | | 187 | H | Coastal Caro. | 12 | 4 | |
| | | | | | | | | | | | | | | | | | | 194 | A | East Tenn. St. | 4 | 12 | |
| | | | | | | | | | | | | | | | | | | 195 | A | Winthrop | 3 | 2 | |
| | | | | | | | | | | | | | | | | | | 195 | H | Winthrop | 7 | 4 | |
| | | | | | | | | | | | | | | | | | | 231 | H | Charleston So. | 10 | 3 | |
| | | | | | | | | | | | | | | | | | | 254 | A | USC Upstate | 2 | 6 | |
| | | | | | | | | | | | | | | | | | | 254 | H | USC Upstate | 9 | 8 | |
| | | | | | | | | | | | | | | | | | | 257 | H | Rhode Island | 4 | 3 | |
| | | | | | | LAST 15 GAMES | | | | | | | | | | | | | | | | | |
| | | | | | | 184 | H | Furman | | 6 | 8 | 185 | A | Appalachian St. | | 6 | 10 | 254 | H | | | | |
| | | | | | | 184 | H | Furman | | 10 | 9 | 185 | A | Appalachian St. | | 5 | 6 | | | | | | |
| | | | | | | 184 | H | Furman | | 5 | 4 | 185 | A | Appalachian St. | | 8 | 2 | | | | | | |
| | | | | | | 195 | H | Winthrop | | 7 | 4 | | | | | | | | | | | | |
| | | | | | | 58 | A | Western Caro. | | 2 | 8 | | | | | | | | | | | | |

Non-Div. I Games:

Citadel

| | | | | |
|----|---|----------------|----|---|
| 58 | A | Western Caro. | 4 | 5 |
| 6 | H | South Carolina | 10 | 8 |

C
i
t
a
d
e
l

C
i
t
a
d
e
l

| Average RPI Win: | | 197 | WON-LOST RECORD | | WINNING PCT. RANK | | LAST 15 GAMES | | STRENGTH OF SCHEDULE | | OPP. STRENGTH OF SCHEDULE | | TEAM RPI | | ADJ RPI | | CONF. RPI | | ADJ CONF. RPI | | | | |
|------------------|---|----------|-----------------|-----------|-------------------|----------------|---------------|------------|----------------------|-------------|---------------------------|----------|----------|--------------|---------|-------|-----------|-----|---------------|--------------------|--|----|----|
| DIV. I ONLY | | | 20-20-0 | | .5 | 144 | 6-9-0 | | 206 | | 175 | | 180 | | .48647 | 180 | 15 | | 17 | | | | |
| DIV. I NON-CONF. | | | 11-8-0 | | .57895 | 99 | 2-1-0 | | 198 | | 235 | | 146 | | .50329 | 146 | 18 | | 18 | | | | |
| TOTALS | | RPI 1-25 | | RPI 26-50 | | W-L RECORDS | | RPI 51-100 | | RPI 101-150 | | RPI 150+ | | | | | | | | | | | |
| 20-20-0 | | 0-1-0 | | 0-1-0 | | OVERALL | | 2-5-0 | | 7-9-0 | | 11-4-0 | | | | | | | | | | | |
| 13-5-0 | | 0-0-0 | | 0-0-0 | | HOME | | 0-0-0 | | 3-2-0 | | 10-3-0 | | | | | | | | | | | |
| 6-12-0 | | 0-1-0 | | 0-1-0 | | AWAY | | 1-2-0 | | 4-7-0 | | 1-1-0 | | | | | | | | | | | |
| 1-3-0 | | 0-0-0 | | 0-0-0 | | NEUTRAL | | 1-3-0 | | 0-0-0 | | 0-0-0 | | | | | | | | | | | |
| 11-8-0 | | 0-1-0 | | 0-1-0 | | NON-CONFERENCE | | 1-3-0 | | 3-1-0 | | 7-2-0 | | | | | | | | | | | |
| 8-1-0 | | 0-0-0 | | 0-0-0 | | HOME | | 0-0-0 | | 2-0-0 | | 6-1-0 | | | | | | | | | | | |
| 2-4-0 | | 0-1-0 | | 0-0- | | AWAY | | 0-0-0 | | 1-1-0 | | 1-1-0 | | | | | | | | | | | |
| 1-3-0 | | 0-0-0 | | 0-0-0 | | NEUTRAL | | 1-3-0 | | 0-0-0 | | 0-0-0 | | | | | | | | | | | |
| 9-12-0 | | 0-0-0 | | 0-0-0 | | CONFERENCE | | 1-2-0 | | 4-8-0 | | 4-2-0 | | | | | | | | | | | |
| 5-4-0 | | 0-0-0 | | 0-0-0 | | HOME | | 0-0-0 | | 1-2-0 | | 4-2-0 | | | | | | | | | | | |
| 4-8-0 | | 0-0-0 | | 0-0-0 | | AWAY | | 1-2-0 | | 3-6-0 | | 0-0-0 | | | | | | | | | | | |
| 0-0-0 | | 0-0-0 | | 0-0-0 | | NEUTRAL | | 0-0-0 | | 0-0-0 | | 0-0-0 | | | | | | | | | | | |
| RPI | S | Opponent | | Score | | RPI | S | Opponent | | Score | | RPI | S | Opponent | | Score | | | | | | | |
| 13 | A | TCU | | 0 | 13 | 38 | A | Texas A&M | | 1 | 5 | 57 | N | Kansas | | 5 | 11 | 113 | A | Baylor | | 3 | 9 |
| | | | | | | | | | | | | 57 | N | Kansas | | 4 | 2 | 123 | A | UTSA | | 9 | 7 |
| | | | | | | | | | | | | 57 | N | Kansas | | 0 | 5 | 123 | H | UTSA | | 5 | 2 |
| | | | | | | | | | | | | 57 | N | Kansas | | 1 | 14 | 129 | A | Southeastern La. | | 6 | 0 |
| | | | | | | | | | | | | 72 | A | Oral Roberts | | 5 | 6 | 129 | A | Southeastern La. | | 7 | 1 |
| | | | | | | | | | | | | 72 | A | Oral Roberts | | 3 | 5 | 129 | A | Southeastern La. | | 6 | 13 |
| | | | | | | | | | | | | 72 | A | Oral Roberts | | 11 | 10 | 132 | H | A&M-Corpus Christi | | 9 | 8 |
| | | | | | | | | | | | | | | | | | | 132 | H | A&M-Corpus Christi | | 1 | 14 |
| | | | | | | | | | | | | | | | | | | 132 | H | A&M-Corpus Christi | | 1 | 11 |
| | | | | | | | | | | | | | | | | | | 138 | A | McNeese St. | | 2 | 3 |
| | | | | | | | | | | | | | | | | | | 138 | A | McNeese St. | | 5 | 6 |
| | | | | | | | | | | | | | | | | | | 138 | A | McNeese St. | | 1 | 4 |
| | | | | | | | | | | | | | | | | | | 141 | A | Nicholls St. | | 3 | 5 |
| | | | | | | | | | | | | | | | | | | 141 | A | Nicholls St. | | 7 | 5 |
| | | | | | | | | | | | | | | | | | | 141 | A | Nicholls St. | | 2 | 4 |
| | | | | | | | | | | | | | | | | | | 143 | H | Texas-Arlington | | 7 | 4 |
| | | | | | | | | | | | | | | | | | | 198 | H | Northeastern | | 8 | 5 |
| | | | | | | | | | | | | | | | | | | 198 | H | Northeastern | | 4 | 7 |
| | | | | | | | | | | | | | | | | | | 198 | H | Northeastern | | 7 | 0 |
| | | | | | | | | | | | | | | | | | | 260 | H | New Orleans | | 6 | 1 |
| | | | | | | | | | | | | | | | | | | 260 | H | New Orleans | | 9 | 2 |
| | | | | | | | | | | | | | | | | | | 260 | H | New Orleans | | 1 | 2 |
| | | | | | | | | | | | | | | | | | | 266 | H | Abilene Christian | | 2 | 4 |
| | | | | | | | | | | | | | | | | | | 266 | H | Abilene Christian | | 3 | 0 |
| | | | | | | | | | | | | | | | | | | 266 | H | Abilene Christian | | 6 | 3 |
| | | | | | | | | | | | | | | | | | | 269 | A | Texas Southern | | 3 | 1 |
| | | | | | | | | | | | | | | | | | | 294 | A | Prairie View | | 8 | 9 |
| LAST 15 GAMES | | | | | | | | | | | | | | | | | | | | | | | |
| | | | | | | | | | | | | | | | | | | 266 | H | Abilene Christian | | 6 | 3 |
| | | | | | | | | | | | | | | | | | | 266 | H | Abilene Christian | | 3 | 0 |
| | | | | | | | | | | | | | | | | | | 266 | H | Abilene Christian | | 2 | 4 |
| | | | | | | | | | | | | | | | | | | 123 | H | UTSA | | 5 | 2 |
| | | | | | | | | | | | | | | | | | | 72 | A | Oral Roberts | | 11 | 10 |

Non-Div. I Games:

Houston Baptist

| | | | | |
|----|---|--------------|---|---|
| 72 | A | Oral Roberts | 3 | 5 |
| 72 | A | Oral Roberts | 5 | 6 |

| RPI | S | Opponent | Score | |
|-----|---|--------------|-------|---|
| 294 | H | Prairie View | 12 | 4 |
| 294 | H | Prairie View | 4 | 3 |
| 294 | H | Prairie View | 12 | 5 |
| 294 | H | Prairie View | 6 | 2 |

Houston Baptist

H
o
u
s
t
o
n
B
a
p
t
i
s
t

H
o
u
s
t
o
n
B
a
p
t
i
s
t

Troy

| Average RPI Win: 169 | | WON-LOST | WINNING | LAST 15 | STRENGTH OF | | OPP. STRENGTH | TEAM | ADJ | | CONF. | ADJ CONF. |
|-----------------------|---------------|------------------|-----------|----------|----------------|-------------|----------------|-------|-------------|------------------|----------|-----------|
| Average RPI Loss: 112 | | RECORD | PCT. RANK | GAMES | SCHEDULE | | OF SCHEDULE | RPI | RPI | | RPI | RPI |
| DIV. I ONLY | | 21-24-0 | .46667 | 165 | 5-10-0 | | 150 | 100 | 181 | | 11 | 11 |
| DIV. I NON-CONF. | | 13-12-0 | .52 | 137 | 1-3-0 | | 166 | 165 | 165 | | 11 | 11 |
| TOTALS | | RPI 1-25 | RPI 26-50 | | W-L RECORDS | | RPI 51-100 | | RPI 101-150 | | RPI 150+ | |
| 21-24-0 | | 0-4-0 | 0-1-0 | | OVERALL | | 4-5-0 | | 4-7-0 | | 13-7-0 | |
| 14-13-0 | | 0-3-0 | 0-0-0 | | HOME | | 2-2-0 | | 3-5-0 | | 9-3-0 | |
| 7-10-0 | | 0-0-0 | 0-1-0 | | AWAY | | 2-3-0 | | 1-2-0 | | 4-4-0 | |
| 0-1-0 | | 0-1-0 | 0-0-0 | | NEUTRAL | | 0-0-0 | | 0-0-0 | | 0-0-0 | |
| 13-12-0 | | 0-1-0 | 0-1-0 | | NON-CONFERENCE | | 2-4-0 | | 2-4-0 | | 9-2-0 | |
| 9-6-0 | | 0-0-0 | 0-0-0 | | HOME | | 0-1-0 | | 2-3-0 | | 7-2-0 | |
| 4-5-0 | | 0-0-0 | 0-0- | | AWAY | | 2-3-0 | | 0-1-0 | | 2-0-0 | |
| 0-1-0 | | 0-1-0 | 0-0-0 | | NEUTRAL | | 0-0-0 | | 0-0-0 | | 0-0-0 | |
| 8-12-0 | | 0-3-0 | 0-0-0 | | CONFERENCE | | 2-1-0 | | 2-3-0 | | 4-5-0 | |
| 5-7-0 | | 0-3-0 | 0-0-0 | | HOME | | 2-1-0 | | 1-2-0 | | 2-1-0 | |
| 3-5-0 | | 0-0-0 | 0-0-0 | | AWAY | | 0-0-0 | | 1-1-0 | | 2-4-0 | |
| 0-0-0 | | 0-0-0 | 0-0-0 | | NEUTRAL | | 0-0-0 | | 0-0-0 | | 0-0-0 | |
| RPI S | Opponent | Score | RPI S | Opponent | Score | RPI S | Opponent | Score | RPI S | Opponent | Score | |
| 12 H | La.-Lafayette | 4 15 | 47 A | Auburn | 0 6 | 67 A | Southern Miss. | 1 3 | 101 H | Central Mich. | 1 4 | |
| 12 H | La.-Lafayette | 0 11 | | | | 67 A | Southern Miss. | 5 0 | 101 H | Central Mich. | 2 3 | |
| 12 H | La.-Lafayette | 8 11 | | | | 67 A | Southern Miss. | 6 7 | 101 H | Central Mich. | 5 4 | |
| 20 N | Alabama | 5 10 | | | | 70 A | Samford | 2 6 | 101 H | Central Mich. | 3 2 | |
| | | | | | | 70 H | Samford | 9 11 | 143 H | Texas-Arlington | 11 8 | |
| | | | | | | 85 A | UAB | 7 2 | 143 H | Texas-Arlington | 6 11 | |
| | | | | | | 88 H | Western Ky. | 11 6 | 143 H | Texas-Arlington | 5 6 | |
| | | | | | | 88 H | Western Ky. | 10 5 | 144 A | Jacksonville St. | 1 2 | |
| | | | | | | 88 H | Western Ky. | 4 5 | 144 H | Jacksonville St. | 3 7 | |
| | | | | | | | | | 148 A | South Ala. | 5 0 | |
| | | | | | | | | | 148 A | South Ala. | 1 2 | |
| | | | | | | | | | 156 H | La.-Monroe | 4 7 | |
| | | | | | | | | | 156 H | La.-Monroe | 19 3 | |
| | | | | | | | | | 156 H | La.-Monroe | 4 3 | |
| | | | | | | | | | 158 A | UALR | 4 10 | |
| | | | | | | | | | 158 A | UALR | 3 0 | |
| | | | | | | | | | 158 A | UALR | 5 9 | |
| | | | | | | | | | 164 A | Georgia St. | 3 6 | |
| | | | | | | | | | 164 A | Georgia St. | 13 9 | |
| | | | | | | | | | 164 A | Georgia St. | 6 8 | |
| | | | | | | | | | 171 A | Alabama St. | 8 5 | |
| | | | | | | | | | 171 H | Alabama St. | 8 5 | |
| | | | | | | | | | 216 A | Florida A&M | 7 6 | |
| | | | | | | | | | 242 H | Northern Ky. | 14 4 | |
| | | | | | | | | | 242 H | Northern Ky. | 7 0 | |
| | | | | | | | | | 242 H | Northern Ky. | 6 2 | |
| | | | | | | | | | 242 H | Northern Ky. | 5 6 | |
| LAST 15 GAMES | | | | | | | | | | | | |
| | 143 H | Texas-Arlington | 5 6 | | 158 A | UALR | 5 9 | | | | | |
| | 143 H | Texas-Arlington | 11 8 | | 88 H | Western Ky. | 10 5 | | | | | |
| | 143 H | Texas-Arlington | 6 11 | | 88 H | Western Ky. | 11 6 | | | | | |
| | 144 A | Jacksonville St. | 1 2 | | | | | | | | | |
| | 70 A | Samford | 2 6 | | | | | | | | | |

Non-Div. I Games:

Troy

Troy

| | | | | |
|-----|---|------|---|----|
| 158 | A | UALR | 4 | 10 |
| 158 | A | UALR | 3 | 0 |

Through Games Of April 27, 2014

| RPI | S | Opponent | Score | |
|-----|---|-------------|-------|---|
| 260 | H | New Orleans | 3 | 5 |
| 260 | H | New Orleans | 3 | 1 |
| 260 | H | New Orleans | 3 | 2 |
| 281 | H | Alabama A&M | 9 | 6 |

Troy

T
r
o
y

T
r
o
y

| Average RPI Win: | | 171 | WON-LOST RECORD | | WINNING PCT. RANK | | LAST 15 GAMES | | STRENGTH OF SCHEDULE | | OPP. STRENGTH OF SCHEDULE | | TEAM RPI | | ADJ RPI | | CONF. RPI | | ADJ CONF. RPI | | | | |
|------------------|---|----------|-----------------|-----------|-------------------|----------------|---------------|----------------|----------------------|-------------|---------------------------|----------|----------|----------------|---------|------------|-----------|-----|---------------|-----------------|--|-------|----|
| DIV. I ONLY | | | | 19-24-0 | | .44186 187 | | 5-10-0 | | 148 | | 140 | | 182 | | .48579 182 | | 17 | | 16 | | | |
| DIV. I NON-CONF. | | | | 10-12-0 | | .45455 181 | | 1-2-0 | | 67 | | 148 | | 143 | | .50422 143 | | 14 | | 14 | | | |
| TOTALS | | RPI 1-25 | | RPI 26-50 | | W-L RECORDS | | RPI 51-100 | | RPI 101-150 | | RPI 150+ | | | | | | | | | | | |
| 19-24-0 | | 2-3-0 | | 0-4-0 | | OVERALL | | 2-1-0 | | 3-7-0 | | 12-9-0 | | | | | | | | | | | |
| 13-7-0 | | 1-0-0 | | 0-1-0 | | HOME | | 0-0-0 | | 2-4-0 | | 10-2-0 | | | | | | | | | | | |
| 4-17-0 | | 1-3-0 | | 0-3-0 | | AWAY | | 0-1-0 | | 1-3-0 | | 2-7-0 | | | | | | | | | | | |
| 2-0-0 | | 0-0-0 | | 0-0-0 | | NEUTRAL | | 2-0-0 | | 0-0-0 | | 0-0-0 | | | | | | | | | | | |
| 10-12-0 | | 1-1-0 | | 0-4-0 | | NON-CONFERENCE | | 2-1-0 | | 1-3-0 | | 6-3-0 | | | | | | | | | | | |
| 8-3-0 | | 1-0-0 | | 0-1-0 | | HOME | | 0-0-0 | | 1-2-0 | | 6-0-0 | | | | | | | | | | | |
| 0-9-0 | | 0-1-0 | | 0-0- | | AWAY | | 0-1-0 | | 0-1-0 | | 0-3-0 | | | | | | | | | | | |
| 2-0-0 | | 0-0-0 | | 0-0-0 | | NEUTRAL | | 2-0-0 | | 0-0-0 | | 0-0-0 | | | | | | | | | | | |
| 9-12-0 | | 1-2-0 | | 0-0-0 | | CONFERENCE | | 0-0-0 | | 2-4-0 | | 6-6-0 | | | | | | | | | | | |
| 5-4-0 | | 0-0-0 | | 0-0-0 | | HOME | | 0-0-0 | | 1-2-0 | | 4-2-0 | | | | | | | | | | | |
| 4-8-0 | | 1-2-0 | | 0-0-0 | | AWAY | | 0-0-0 | | 1-2-0 | | 2-4-0 | | | | | | | | | | | |
| 0-0-0 | | 0-0-0 | | 0-0-0 | | NEUTRAL | | 0-0-0 | | 0-0-0 | | 0-0-0 | | | | | | | | | | | |
| RPI | S | Opponent | | Score | | RPI | S | Opponent | | Score | | RPI | S | Opponent | | Score | | RPI | S | Opponent | | Score | |
| 3 | A | Florida | | 7 | 8 | 42 | A | North Carolina | | 0 | 3 | 58 | N | Western Caro. | | 4 | 2 | 105 | A | FGCU | | 4 | 11 |
| 21 | A | Mercer | | 6 | 3 | 42 | A | North Carolina | | 1 | 5 | 62 | A | Georgia | | 3 | 4 | 105 | A | FGCU | | 6 | 1 |
| 21 | A | Mercer | | 3 | 6 | 42 | A | North Carolina | | 5 | 8 | 97 | N | Buffalo | | 4 | 3 | 105 | A | FGCU | | 3 | 9 |
| 21 | A | Mercer | | 4 | 11 | 45 | H | UCF | | 4 | 8 | | | | | | | 127 | A | Ga. Southern | | 1 | 13 |
| 22 | H | Liberty | | 11 | 4 | | | | | | | | | | | | | 127 | H | Ga. Southern | | 8 | 7 |
| | | | | | | | | | | | | | | | | | | 134 | H | Fla. Atlantic | | 1 | 2 |
| | | | | | | | | | | | | | | | | | | 142 | H | South Fla. | | 1 | 12 |
| | | | | | | | | | | | | | | | | | | 149 | H | Jacksonville | | 5 | 6 |
| | | | | | | | | | | | | | | | | | | 149 | H | Jacksonville | | 11 | 2 |
| | | | | | | | | | | | | | | | | | | 149 | H | Jacksonville | | 4 | 8 |
| | | | | | | | | | | | | | | | | | | 177 | H | Fairfield | | 5 | 3 |
| | | | | | | | | | | | | | | | | | | 177 | H | Fairfield | | 5 | 4 |
| | | | | | | | | | | | | | | | | | | 194 | A | East Tenn. St. | | 5 | 8 |
| | | | | | | | | | | | | | | | | | | 194 | A | East Tenn. St. | | 4 | 10 |
| | | | | | | | | | | | | | | | | | | 194 | A | East Tenn. St. | | 5 | 6 |
| | | | | | | | | | | | | | | | | | | 196 | H | Richmond | | 4 | 3 |
| | | | | | | | | | | | | | | | | | | 200 | H | Stetson | | 9 | 14 |
| | | | | | | | | | | | | | | | | | | 200 | H | Stetson | | 11 | 4 |
| | | | | | | | | | | | | | | | | | | 200 | H | Stetson | | 10 | 4 |
| | | | | | | | | | | | | | | | | | | 216 | A | Florida A&M | | 0 | 2 |
| | | | | | | | | | | | | | | | | | | 237 | A | Bethune-Cookman | | 1 | 8 |
| | | | | | | | | | | | | | | | | | | 237 | H | Bethune-Cookman | | 12 | 1 |
| | | | | | | | | | | | | | | | | | | 237 | H | Bethune-Cookman | | 12 | 7 |
| | | | | | | | | | | | | | | | | | | 242 | A | Northern Ky. | | 8 | 1 |
| | | | | | | | | | | | | | | | | | | 242 | A | Northern Ky. | | 6 | 8 |
| | | | | | | | | | | | | | | | | | | 242 | A | Northern Ky. | | 14 | 4 |
| | | | | | | | | | | | | | | | | | | 254 | H | USC Upstate | | 4 | 3 |
| LAST 15 GAMES | | | | | | | | | | | | | | | | | | | | | | | |
| | | | | | | 200 | H | Stetson | | 10 | 4 | 194 | A | East Tenn. St. | | 4 | 10 | 237 | H | Bethune-Cookman | | 12 | 7 |
| | | | | | | 200 | H | Stetson | | 9 | 14 | 194 | A | East Tenn. St. | | 5 | 8 | 242 | A | Northern Ky. | | 8 | 1 |
| | | | | | | 200 | H | Stetson | | 11 | 4 | 194 | A | East Tenn. St. | | 5 | 6 | 242 | A | Northern Ky. | | 6 | 8 |
| | | | | | | 105 | A | FGCU | | 4 | 11 | | | | | | | 242 | A | Northern Ky. | | 14 | 4 |
| | | | | | | 105 | A | FGCU | | 6 | 1 | | | | | | | 254 | H | USC Upstate | | 4 | 3 |

Non-Div. I Games:

North Florida

| | | | | |
|-----|---|-----------------|----|---|
| 105 | A | FGCU | 3 | 9 |
| 237 | H | Bethune-Cookman | 12 | 1 |

| RPI | S | Opponent | Score | |
|-----|---|--------------|-------|---|
| 254 | H | USC Upstate | 13 | 4 |
| 254 | H | USC Upstate | 2 | 3 |
| 263 | A | Savannah St. | 1 | 2 |
| 263 | H | Savannah St. | 8 | 7 |

North Florida

N
o
r
t
h
F
l
o
r
i
d
a

N
o
r
t
h
F
l
o
r
i
d
a

[illegible]

| | | | | | | |
|-------------------|-------------|----|---|--------------------|---|---|
| Non-Div. I Games: | Shawnee St. | 10 | 4 | St. Catharine (KY) | 9 | 3 |
|-------------------|-------------|----|---|--------------------|---|---|

Morehead St.

| | | | | |
|-----|---|-----------|----|---|
| 291 | H | UT Martin | 6 | 4 |
| 291 | H | UT Martin | 14 | 6 |

| RPI | S | Opponent | Score | |
|-----|---|------------------|-------|----|
| 291 | H | UT Martin | 6 | 4 |
| 295 | A | Ohio | 12 | 4 |
| 298 | A | Mississippi Val. | 3 | 2 |
| 300 | A | Grambling | 2 | 5 |
| 300 | A | Grambling | 15 | 11 |
| 300 | A | Grambling | 10 | 7 |

Morehead St.

M
o
r
e
h
e
a
d
s
t
.

M
o
r
e
h
e
a
d
s
t
.

| | | |
|--------------------|---|---|
| 215 H Wofford | 6 | 5 |
| 58 A Western Caro. | 6 | 1 |

F
u
r
m
a
n

F
u
r
m
a
n

| Average RPI Win: | | 176 | WON-LOST RECORD | | WINNING PCT. RANK | | LAST 15 GAMES | | STRENGTH OF SCHEDULE | | OPP. STRENGTH OF SCHEDULE | | TEAM RPI | | ADJ RPI | | CONF. RPI | | ADJ CONF. RPI | | |
|------------------|---|----------------|-----------------|-----------|-------------------|----------------|---------------|----------------|----------------------|-------------|---------------------------|----------|----------|--------------------|---------|-------|-----------|----|---------------|----|--|
| DIV. I ONLY | | | 16-26-0 | | .38095 | 233 | 6-9-0 | | 114 | | 115 | | 185 | | .48435 | | 185 | 12 | | 12 | |
| DIV. I NON-CONF. | | | 7-18-0 | | .28 | 263 | 1-3-0 | | 176 | | 44 | | 252 | | .44651 | | 251 | 17 | | 17 | |
| TOTALS | | RPI 1-25 | | RPI 26-50 | | W-L RECORDS | | RPI 51-100 | | RPI 101-150 | | RPI 150+ | | | | | | | | | |
| 16-26-0 | | 0-1-0 | | 0-4-0 | | OVERALL | | 1-10-0 | | 5-5-0 | | 10-6-0 | | | | | | | | | |
| 9-6-0 | | 0-0-0 | | 0-1-0 | | HOME | | 1-2-0 | | 0-0-0 | | 8-3-0 | | | | | | | | | |
| 5-16-0 | | 0-1-0 | | 0-3-0 | | AWAY | | 0-7-0 | | 3-4-0 | | 2-1-0 | | | | | | | | | |
| 2-4-0 | | 0-0-0 | | 0-0-0 | | NEUTRAL | | 0-1-0 | | 2-1-0 | | 0-2-0 | | | | | | | | | |
| 7-18-0 | | 0-1-0 | | 0-4-0 | | NON-CONFERENCE | | 0-8-0 | | 3-1-0 | | 4-4-0 | | | | | | | | | |
| 4-3-0 | | 0-0-0 | | 0-1-0 | | HOME | | 0-0-0 | | 0-0-0 | | 4-2-0 | | | | | | | | | |
| 1-11-0 | | 0-1-0 | | 0-0- | | AWAY | | 0-7-0 | | 1-0-0 | | 0-0-0 | | | | | | | | | |
| 2-4-0 | | 0-0-0 | | 0-0-0 | | NEUTRAL | | 0-1-0 | | 2-1-0 | | 0-2-0 | | | | | | | | | |
| 9-8-0 | | 0-0-0 | | 0-0-0 | | CONFERENCE | | 1-2-0 | | 2-4-0 | | 6-2-0 | | | | | | | | | |
| 5-3-0 | | 0-0-0 | | 0-0-0 | | HOME | | 1-2-0 | | 0-0-0 | | 4-1-0 | | | | | | | | | |
| 4-5-0 | | 0-0-0 | | 0-0-0 | | AWAY | | 0-0-0 | | 2-4-0 | | 2-1-0 | | | | | | | | | |
| 0-0-0 | | 0-0-0 | | 0-0-0 | | NEUTRAL | | 0-0-0 | | 0-0-0 | | 0-0-0 | | | | | | | | | |
| RPI | S | Opponent | | Score | | RPI | S | Opponent | | Score | | RPI | S | Opponent | | Score | | | | | |
| 6 | A | South Carolina | | 1 | 2 | 28 | A | Tennessee | | 3 | 5 | 59 | A | Arkansas | | 6 | 7 | | | | |
| | | | | | | 36 | H | High Point | | 5 | 6 | 59 | A | Arkansas | | 2 | 12 | | | | |
| | | | | | | 42 | A | North Carolina | | 1 | 12 | 59 | A | Arkansas | | 3 | 8 | | | | |
| | | | | | | 46 | A | Clemson | | 1 | 2 | 68 | A | North Carolina St. | | 0 | 7 | | | | |
| | | | | | | | | | | | | 68 | A | North Carolina St. | | 5 | 6 | | | | |
| | | | | | | | | | | | | 68 | A | North Carolina St. | | 1 | 3 | | | | |
| | | | | | | | | | | | | 76 | N | Campbell | | 4 | 8 | | | | |
| | | | | | | | | | | | | 81 | A | Wake Forest | | 2 | 4 | | | | |
| | | | | | | | | | | | | 91 | H | Davidson | | 14 | 6 | | | | |
| | | | | | | | | | | | | 91 | H | Davidson | | 0 | 12 | | | | |
| | | | | | | | | | | | | 91 | H | Davidson | | 9 | 15 | | | | |
| | | | | | | | | | | | | | | | | | | | | | |
| | | | | | | | | | | | | | | | | | | | | | |
| | | | | | | | | | | | | | | | | | | | | | |
| | | | | | | | | | | | | | | | | | | | | | |
| | | | | | | | | | | | | | | | | | | | | | |
| | | | | | | | | | | | | | | | | | | | | | |
| | | | | | | | | | | | | | | | | | | | | | |
| | | | | | | | | | | | | | | | | | | | | | |
| | | | | | | | | | | | | | | | | | | | | | |
| | | | | | | | | | | | | | | | | | | | | | |
| | | | | | | | | | | | | | | | | | | | | | |
| | | | | | | | | | | | | | | | | | | | | | |
| | | | | | | | | | | | | | | | | | | | | | |
| | | | | | | | | | | | | | | | | | | | | | |
| | | | | | | | | | | | | | | | | | | | | | |
| | | | | | | | | | | | | | | | | | | | | | |
| | | | | | | | | | | | | | | | | | | | | | |
| | | | | | | | | | | | | | | | | | | | | | |
| | | | | | | | | | | | | | | | | | | | | | |
| | | | | | | | | | | | | | | | | | | | | | |
| | | | | | | | | | | | | | | | | | | | | | |
| | | | | | | | | | | | | | | | | | | | | | |
| | | | | | | | | | | | | | | | | | | | | | |
| | | | | | | | | | | | | | | | | | | | | | |
| | | | | | | | | | | | | | | | | | | | | | |
| | | | | | | | | | | | | | | | | | | | | | |
| | | | | | | | | | | | | | | | | | | | | | |
| | | | | | | | | | | | | | | | | | | | | | |
| | | | | | | | | | | | | | | | | | | | | | |
| | | | | | | | | | | | | | | | | | | | | | |
| | | | | | | | | | | | | | | | | | | | | | |
| | | | | | | | | | | | | | | | | | | | | | |
| | | | | | | | | | | | | | | | | | | | | | |
| | | | | | | | | | | | | | | | | | | | | | |
| | | | | | | | | | | | | | | | | | | | | | |
| | | | | | | | | | | | | | | | | | | | | | |
| | | | | | | | | | | | | | | | | | | | | | |
| | | | | | | | | | | | | | | | | | | | | | |
| | | | | | | | | | | | | | | | | | | | | | |

Non-Div. I Games:

Appalachian St.

| | | | |
|-------|------|----|---|
| 111 A | Elon | 2 | 4 |
| 111 A | Elon | 10 | 4 |

A
p
p
a
l
a
c
h
i
a
n
s
t
.

A
p
p
a
l
a
c
h
i
a
n
s
t
.

| Average RPI Win: | 187 | WON-LOST RECORD | WINNING PCT. RANK | LAST 15 GAMES | STRENGTH OF SCHEDULE | OPP. STRENGTH OF SCHEDULE | TEAM RPI | ADJ RPI | CONF. RPI | ADJ CONF. RPI | |
|------------------|------------|-----------------|-------------------|----------------|----------------------|---------------------------|-------------|------------|----------------|---------------|----|
| DIV. I ONLY | | 17-25-0 | .40476 216 | 5-10-0 | 141 | 213 | 186 | .48383 186 | 20 | 20 | |
| DIV. I NON-CONF. | | 9-13-0 | .40909 202 | 1-2-0 | 71 | 233 | 114 | .51573 114 | 15 | 15 | |
| <hr/> | | | | | | | | | | | |
| TOTALS | RPI 1-25 | RPI 26-50 | | W-L RECORDS | RPI 51-100 | | RPI 101-150 | | RPI 150+ | | |
| 17-25-0 | 0-4-0 | 0-0-0 | | OVERALL | 3-4-0 | | 3-9-0 | | 11-8-0 | | |
| 6-7-0 | 0-0-0 | 0-0-0 | | HOME | 2-2-0 | | 0-1-0 | | 4-4-0 | | |
| 9-16-0 | 0-3-0 | 0-0-0 | | AWAY | 1-2-0 | | 3-7-0 | | 5-4-0 | | |
| 2-2-0 | 0-1-0 | 0-0-0 | | NEUTRAL | 0-0-0 | | 0-1-0 | | 2-0-0 | | |
| <hr/> | | | | | | | | | | | |
| 9-13-0 | 0-4-0 | 0-0-0 | | NON-CONFERENCE | 2-2-0 | | 1-3-0 | | 6-4-0 | | |
| 2-1-0 | 0-0-0 | 0-0-0 | | HOME | 1-0-0 | | 0-0-0 | | 1-1-0 | | |
| 5-10-0 | 0-3-0 | 0-0- | | AWAY | 1-2-0 | | 1-2-0 | | 3-3-0 | | |
| 2-2-0 | 0-1-0 | 0-0-0 | | NEUTRAL | 0-0-0 | | 0-1-0 | | 2-0-0 | | |
| <hr/> | | | | | | | | | | | |
| 8-12-0 | 0-0-0 | 0-0-0 | | CONFERENCE | 1-2-0 | | 2-6-0 | | 5-4-0 | | |
| 4-6-0 | 0-0-0 | 0-0-0 | | HOME | 1-2-0 | | 0-1-0 | | 3-3-0 | | |
| 4-6-0 | 0-0-0 | 0-0-0 | | AWAY | 0-0-0 | | 2-5-0 | | 2-1-0 | | |
| 0-0-0 | 0-0-0 | 0-0-0 | | NEUTRAL | 0-0-0 | | 0-0-0 | | 0-0-0 | | |
| <hr/> | | | | | | | | | | | |
| RPI S | Opponent | Score | | RPI S | Opponent | Score | | RPI S | Opponent | Score | |
| 2 N | Indiana | 3 | 8 | | | | | 104 A | Xavier | 1 | 7 |
| 15 A | LSU | 1 | 15 | | | | | 104 A | Xavier | 0 | 1 |
| 23 A | Louisville | 2 | 8 | | | | | 104 A | Xavier | 3 | 0 |
| 23 A | Louisville | 2 | 6 | | | | | 104 N | Xavier | 4 | 6 |
| | | | | | | | | 117 A | Bowling Green | 4 | 8 |
| | | | | | | | | 117 H | Bowling Green | 3 | 5 |
| | | | | | | | | 128 A | Kent St. | 1 | 4 |
| | | | | | | | | 128 A | Kent St. | 2 | 6 |
| | | | | | | | | 128 A | Kent St. | 5 | 4 |
| | | | | | | | | 135 A | Miami (OH) | 0 | 1 |
| | | | | | | | | 135 A | Miami (OH) | 13 | 5 |
| | | | | | | | | 135 A | Miami (OH) | 3 | 5 |
| | | | | | | | | 179 A | Citadel | 8 | 1 |
| | | | | | | | | 184 A | Furman | 5 | 13 |
| | | | | | | | | 193 H | Akron | 2 | 3 |
| | | | | | | | | 193 H | Akron | 6 | 7 |
| | | | | | | | | 193 H | Akron | 4 | 3 |
| | | | | | | | | 203 H | Notre Dame | 3 | 4 |
| | | | | | | | | 208 A | Northern Ill. | 10 | 4 |
| | | | | | | | | 208 A | Northern Ill. | 0 | 7 |
| | | | | | | | | 208 A | Northern Ill. | 6 | 4 |
| | | | | | | | | 222 A | Dayton | 11 | 6 |
| | | | | | | | | 222 H | Dayton | 5 | 4 |
| | | | | | | | | 231 A | Charleston So. | 3 | 6 |
| | | | | | | | | 231 A | Charleston So. | 3 | 2 |
| | | | | | | | | 231 A | Charleston So. | 1 | 2 |
| | | | | | | | | 269 N | Texas Southern | 1 | 0 |
| | | | | LAST 15 GAMES | | | | | | | |
| | | | | 135 A | Miami (OH) | 3 | 5 | 295 H | Ohio | 3 | 0 |
| | | | | 135 A | Miami (OH) | 13 | 5 | 203 H | Notre Dame | 3 | 4 |
| | | | | 135 A | Miami (OH) | 0 | 1 | 65 H | Ball St. | 4 | 8 |
| | | | | 222 H | Dayton | 5 | 4 | | | | |
| | | | | 99 A | Michigan St. | 2 | 4 | | | | |

Non-Div. I Games:

Toledo

Toledo

| | | | | |
|-----|---|------|---|---|
| 295 | H | Ohio | 7 | 4 |
| 295 | H | Ohio | 2 | 3 |

Through Games Of April 27, 2014

| RPI | S | Opponent | Score | |
|-----|---|-------------|-------|---|
| 273 | N | Norfolk St. | 11 | 3 |
| 295 | H | Ohio | 7 | 4 |
| 295 | H | Ohio | 3 | 0 |
| 295 | H | Ohio | 2 | 3 |

Toledo

T
o
l
e
d
o

T
o
l
e
d
o

| Average RPI Win: 173 | | WON-LOST | WINNING | LAST 15 | STRENGTH OF | | OPP. STRENGTH | TEAM | ADJ | | CONF. | ADJ CONF. | | | | | |
|-----------------------|---|----------------|-----------|-----------|-------------|----------------|---------------|----------------|-----|-------------|-------|-----------|----|--------------------|--|-------|----|
| Average RPI Loss: 120 | | RECORD | PCT. RANK | GAMES | SCHEDULE | | OF SCHEDULE | RPI | RPI | | RPI | RPI | | | | | |
| DIV. I ONLY | | 22-23-0 | .48889 | 152 | 10-5-0 | | 176 | 118 | 187 | .48339 | 187 | 16 | 15 | | | | |
| DIV. I NON-CONF. | | 10-14-0 | .41667 | 197 | 2-1-0 | | 128 | 29 | 224 | .46701 | 223 | 19 | 19 | | | | |
| <hr/> | | | | | | | | | | | | | | | | | |
| TOTALS | | RPI 1-25 | | RPI 26-50 | | W-L RECORDS | | RPI 51-100 | | RPI 101-150 | | RPI 150+ | | | | | |
| 22-23-0 | | 0-1-0 | | 2-4-0 | | OVERALL | | 4-7-0 | | 2-3-0 | | 14-8-0 | | | | | |
| 15-13-0 | | 0-0-0 | | 0-1-0 | | HOME | | 2-5-0 | | 2-3-0 | | 11-4-0 | | | | | |
| 7-10-0 | | 0-1-0 | | 2-3-0 | | AWAY | | 2-2-0 | | 0-0-0 | | 3-4-0 | | | | | |
| 0-0-0 | | 0-0-0 | | 0-0-0 | | NEUTRAL | | 0-0-0 | | 0-0-0 | | 0-0-0 | | | | | |
| <hr/> | | | | | | | | | | | | | | | | | |
| 10-14-0 | | 0-1-0 | | 1-2-0 | | NON-CONFERENCE | | 2-6-0 | | 2-3-0 | | 5-2-0 | | | | | |
| 9-10-0 | | 0-0-0 | | 0-1-0 | | HOME | | 2-5-0 | | 2-3-0 | | 5-1-0 | | | | | |
| 1-4-0 | | 0-1-0 | | 1-0- | | AWAY | | 0-1-0 | | 0-0-0 | | 0-1-0 | | | | | |
| 0-0-0 | | 0-0-0 | | 0-0-0 | | NEUTRAL | | 0-0-0 | | 0-0-0 | | 0-0-0 | | | | | |
| <hr/> | | | | | | | | | | | | | | | | | |
| 12-9-0 | | 0-0-0 | | 1-2-0 | | CONFERENCE | | 2-1-0 | | 0-0-0 | | 9-6-0 | | | | | |
| 6-3-0 | | 0-0-0 | | 0-0-0 | | HOME | | 0-0-0 | | 0-0-0 | | 6-3-0 | | | | | |
| 6-6-0 | | 0-0-0 | | 1-2-0 | | AWAY | | 2-1-0 | | 0-0-0 | | 3-3-0 | | | | | |
| 0-0-0 | | 0-0-0 | | 0-0-0 | | NEUTRAL | | 0-0-0 | | 0-0-0 | | 0-0-0 | | | | | |
| <hr/> | | | | | | | | | | | | | | | | | |
| RPI | S | Opponent | | Score | | RPI | S | Opponent | | Score | | RPI | S | Opponent | | Score | |
| 6 | A | South Carolina | | 0 | 4 | 27 | H | West Virginia | | 2 | 6 | 61 | H | Duke | | 5 | 7 |
| | | | | | | 36 | A | High Point | | 0 | 3 | 73 | H | Col. of Charleston | | 3 | 0 |
| | | | | | | 36 | A | High Point | | 1 | 0 | 81 | H | Wake Forest | | 7 | 3 |
| | | | | | | 36 | A | High Point | | 8 | 11 | 83 | H | Illinois | | 4 | 5 |
| | | | | | | 42 | A | North Carolina | | 3 | 2 | 84 | H | Wichita St. | | 2 | 5 |
| | | | | | | 46 | A | Clemson | | 6 | 9 | 84 | H | Wichita St. | | 0 | 10 |
| | | | | | | | | | | | | 87 | A | UNC Wilmington | | 4 | 5 |
| | | | | | | | | | | | | 87 | H | UNC Wilmington | | 3 | 7 |
| | | | | | | | | | | | | 98 | A | Radford | | 4 | 5 |
| | | | | | | | | | | | | 98 | A | Radford | | 9 | 3 |
| | | | | | | | | | | | | 98 | A | Radford | | 8 | 3 |
| | | | | | | | | | | | | | | | | | |
| | | | | | | | | | | | | | | | | | |
| | | | | | | | | | | | | | | | | | |
| | | | | | | | | | | | | | | | | | |
| | | | | | | | | | | | | | | | | | |
| | | | | | | | | | | | | | | | | | |
| | | | | | | | | | | | | | | | | | |
| | | | | | | | | | | | | | | | | | |
| | | | | | | | | | | | | | | | | | |
| | | | | | | | | | | | | | | | | | |
| | | | | | | | | | | | | | | | | | |
| | | | | | | | | | | | | | | | | | |
| | | | | | | | | | | | | | | | | | |
| | | | | | | | | | | | | | | | | | |
| | | | | | | | | | | | | | | | | | |
| | | | | | | | | | | | | | | | | | |
| | | | | | | | | | | | | | | | | | |
| | | | | | | | | | | | | | | | | | |
| | | | | | | | | | | | | | | | | | |
| | | | | | | | | | | | | | | | | | |
| | | | | | | | | | | | | | | | | | |
| | | | | | | | | | | | | | | | | | |
| | | | | | | | | | | | | | | | | | |
| | | | | | | | | | | | | | | | | | |
| | | | | | | | | | | | | | | | | | |
| | | | | | | | | | | | | | | | | | |
| | | | | | | | | | | | | | | | | | |
| | | | | | | | | | | | | | | | | | |
| | | | | | | | | | | | | | | | | | |
| | | | | | | | | | | | | | | | | | |
| | | | | | | | | | | | | | | | | | |
| | | | | | | | | | | | | | | | | | |
| | | | | | | | | | | | | | | | | | |
| | | | | | | | | | | | | | | | | | |
| | | | | | | | | | | | | | | | | | |
| | | | | | | | | | | | | | | | | | |
| | | | | | | | | | | | | | | | | | |
| | | | | | | | | | | | | | | | | | |
| | | | | | | | | | | | | | | | | | |

Non-Div. I Games:

Coastal Caro.

| | | |
|--------------------|---|---|
| 236 H Presbyterian | 4 | 0 |
| 236 H Presbyterian | 4 | 3 |

C
o
a
s
t
a
l
C
a
r
o
.

C
o
a
s
t
a
l
C
a
r
o
.

| | | | | | | | | | | | | | | | | | | | |
|----------------------|---|-----------------|-------|-------------------|---|----------------|-------|----------------------|---|---------------------------|-------|----------|---|---------------|-------|-----------|---|---------------|--|
| Average RPI Win: 153 | | WON-LOST RECORD | | WINNING PCT. RANK | | LAST 15 GAMES | | STRENGTH OF SCHEDULE | | OPP. STRENGTH OF SCHEDULE | | TEAM RPI | | ADJ RPI | | CONF. RPI | | ADJ CONF. RPI | |
| DIV. I ONLY | | 14-24-0 | | .36842 241 | | 0-4-0 | | 119 | | 147 | | 188 | | .48259 188 | | 9 | | 9 | |
| DIV. I NON-CONF. | | 6-12-0 | | .33333 239 | | 0-1-0 | | 272 | | 161 | | 268 | | .43601 268 | | 10 | | 10 | |
| TOTALS | | RPI 1-25 | | RPI 26-50 | | W-L RECORDS | | RPI 51-100 | | RPI 101-150 | | RPI 150+ | | | | | | | |
| 14-24-0 | | 0-0-0 | | 0-1-0 | | OVERALL | | 4-12-0 | | 3-4-0 | | 7-7-0 | | | | | | | |
| 8-3-0 | | 0-0-0 | | 0-0-0 | | HOME | | 1-2-0 | | 2-1-0 | | 5-0-0 | | | | | | | |
| 5-17-0 | | 0-0-0 | | 0-1-0 | | AWAY | | 3-9-0 | | 1-2-0 | | 1-5-0 | | | | | | | |
| 1-4-0 | | 0-0-0 | | 0-0-0 | | NEUTRAL | | 0-1-0 | | 0-1-0 | | 1-2-0 | | | | | | | |
| 6-12-0 | | 0-0-0 | | 0-1-0 | | NON-CONFERENCE | | 1-3-0 | | 0-1-0 | | 5-7-0 | | | | | | | |
| 3-0-0 | | 0-0-0 | | 0-0-0 | | HOME | | 0-0-0 | | 0-0-0 | | 3-0-0 | | | | | | | |
| 2-8-0 | | 0-0-0 | | 0-0- | | AWAY | | 1-2-0 | | 0-0-0 | | 1-5-0 | | | | | | | |
| 1-4-0 | | 0-0-0 | | 0-0-0 | | NEUTRAL | | 0-1-0 | | 0-1-0 | | 1-2-0 | | | | | | | |
| 8-12-0 | | 0-0-0 | | 0-0-0 | | CONFERENCE | | 3-9-0 | | 3-3-0 | | 2-0-0 | | | | | | | |
| 5-3-0 | | 0-0-0 | | 0-0-0 | | HOME | | 1-2-0 | | 2-1-0 | | 2-0-0 | | | | | | | |
| 3-9-0 | | 0-0-0 | | 0-0-0 | | AWAY | | 2-7-0 | | 1-2-0 | | 0-0-0 | | | | | | | |
| 0-0-0 | | 0-0-0 | | 0-0-0 | | NEUTRAL | | 0-0-0 | | 0-0-0 | | 0-0-0 | | | | | | | |
| RPI | S | Opponent | Score | RPI | S | Opponent | Score | RPI | S | Opponent | Score | RPI | S | Opponent | Score | | | | |
| | | | | 27 | A | West Virginia | 3 10 | 61 | N | Duke | 2 5 | 123 | A | UTSA | 2 7 | | | | |
| | | | | | | | | 63 | A | East Carolina | 0 1 | 123 | A | UTSA | 5 2 | | | | |
| | | | | | | | | 63 | A | East Carolina | 5 2 | 123 | A | UTSA | 2 6 | | | | |
| | | | | | | | | 63 | A | East Carolina | 9 8 | 125 | N | Towson | 3 8 | | | | |
| | | | | | | | | 66 | A | FIU | 1 3 | 134 | H | Fla. Atlantic | 3 17 | | | | |
| | | | | | | | | 66 | A | FIU | 0 9 | 134 | H | Fla. Atlantic | 7 3 | | | | |
| | | | | | | | | 66 | A | FIU | 1 11 | 134 | H | Fla. Atlantic | 5 0 | | | | |
| | | | | | | | | 67 | H | Southern Miss. | 5 9 | 160 | A | Eastern Ky. | 1 4 | | | | |
| | | | | | | | | 67 | H | Southern Miss. | 1 3 | 160 | H | Eastern Ky. | 7 3 | | | | |
| | | | | | | | | 67 | H | Southern Miss. | 5 3 | 172 | H | Tulane | 3 2 | | | | |
| | | | | | | | | 81 | A | Wake Forest | 3 4 | 172 | H | Tulane | 2 1 | | | | |
| | | | | | | | | 81 | A | Wake Forest | 4 1 | 176 | N | James Madison | 5 8 | | | | |
| | | | | | | | | 82 | A | Ohio St. | 0 4 | 183 | A | Morehead St. | 9 11 | | | | |
| | | | | | | | | 85 | A | UAB | 2 10 | 187 | A | Coastal Caro. | 1 2 | | | | |
| | | | | | | | | 85 | A | UAB | 2 3 | 193 | H | Akron | 5 2 | | | | |
| | | | | | | | | 85 | A | UAB | 2 5 | 201 | N | Georgetown | 5 1 | | | | |
| | | | | | | | | | | | | 257 | N | Rhode Island | 5 6 | | | | |
| | | | | | | | | | | | | 280 | A | N.C. A&T | 6 2 | | | | |
| | | | | | | | | | | | | 280 | A | N.C. A&T | 7 8 | | | | |
| | | | | | | | | | | | | 280 | A | N.C. A&T | 1 2 | | | | |
| | | | | | | | | | | | | 295 | H | Ohio | 2 1 | | | | |
| | | | | LAST 15 GAMES | | | | | | | | | | | | | | | |
| | | | | 85 | A | UAB | 2 5 | 295 | H | Ohio | 2 1 | | | | | | | | |
| | | | | 85 | A | UAB | 2 3 | 160 | H | Eastern Ky. | 7 3 | | | | | | | | |
| | | | | 85 | A | UAB | 2 10 | 134 | H | Fla. Atlantic | 3 17 | | | | | | | | |
| | | | | 27 | A | West Virginia | 3 10 | | | | | | | | | | | | |
| | | | | 123 | A | UTSA | 5 2 | | | | | | | | | | | | |
| Non-Div. I Games: | | West Va. Tech | | 6 | 2 | West Va. Tech | | 7 | 0 | West Va. Tech | | 6 | 1 | West Va. Tech | | 7 | 2 | | |
| | | | | | | | | | | | | | | | | | | Marshall | |

| | | |
|------------|---|---|
| 123 A UTSA | 2 | 7 |
| 123 A UTSA | 2 | 6 |

M
a
r
s
h
a
l
l

M
a
r
s
h
a
l
l

| Average RPI Win: | | 136 | WON-LOST RECORD | | WINNING PCT. RANK | | LAST 15 GAMES | | STRENGTH OF SCHEDULE | | OPP. STRENGTH OF SCHEDULE | | TEAM RPI | | ADJ RPI | | CONF. RPI | | ADJ CONF. RPI | | |
|------------------|---|----------|-----------------|-----------|-------------------|----------------|---------------|------------|----------------------|-------------|---------------------------|----------|----------|-----|--------------|----------------|-----------|---|---------------|----|--|
| DIV. I ONLY | | | 15-28-0 | | .34884 | 248 | 3-12-0 | | 60 | | 91 | | 189 | | .48143 | | 189 | 6 | | 6 | |
| DIV. I NON-CONF. | | | 11-20-0 | | .35484 | 228 | 0-6-0 | | 39 | | 182 | | 177 | | .48852 | | 177 | 6 | | 6 | |
| TOTALS | | RPI 1-25 | | RPI 26-50 | | W-L RECORDS | | RPI 51-100 | | RPI 101-150 | | RPI 150+ | | | | | | | | | |
| 15-28-0 | | 0-3-0 | | 2-6-0 | | OVERALL | | 2-10-0 | | 6-3-0 | | 5-6-0 | | | | | | | | | |
| 11-11-0 | | 0-0-0 | | 1-3-0 | | HOME | | 1-3-0 | | 6-2-0 | | 3-3-0 | | | | | | | | | |
| 4-17-0 | | 0-3-0 | | 1-3-0 | | AWAY | | 1-7-0 | | 0-1-0 | | 2-3-0 | | | | | | | | | |
| 0-0-0 | | 0-0-0 | | 0-0-0 | | NEUTRAL | | 0-0-0 | | 0-0-0 | | 0-0-0 | | | | | | | | | |
| 11-20-0 | | 0-3-0 | | 2-6-0 | | NON-CONFERENCE | | 0-3-0 | | 4-2-0 | | 5-6-0 | | | | | | | | | |
| 8-8-0 | | 0-0-0 | | 1-3-0 | | HOME | | 0-1-0 | | 4-1-0 | | 3-3-0 | | | | | | | | | |
| 3-12-0 | | 0-3-0 | | 1-0- | | AWAY | | 0-2-0 | | 0-1-0 | | 2-3-0 | | | | | | | | | |
| 0-0-0 | | 0-0-0 | | 0-0-0 | | NEUTRAL | | 0-0-0 | | 0-0-0 | | 0-0-0 | | | | | | | | | |
| 4-8-0 | | 0-0-0 | | 0-0-0 | | CONFERENCE | | 2-7-0 | | 2-1-0 | | 0-0-0 | | | | | | | | | |
| 3-3-0 | | 0-0-0 | | 0-0-0 | | HOME | | 1-2-0 | | 2-1-0 | | 0-0-0 | | | | | | | | | |
| 1-5-0 | | 0-0-0 | | 0-0-0 | | AWAY | | 1-5-0 | | 0-0-0 | | 0-0-0 | | | | | | | | | |
| 0-0-0 | | 0-0-0 | | 0-0-0 | | NEUTRAL | | 0-0-0 | | 0-0-0 | | 0-0-0 | | | | | | | | | |
| RPI | S | Opponent | | | Score | | RPI | S | Opponent | | | Score | | RPI | S | Opponent | | | Score | | |
| 13 | A | TCU | | | 2 | 6 | 27 | H | West Virginia | | | 4 | 5 | 54 | A | UC Irvine | | | 2 | 10 | |
| 13 | A | TCU | | | 0 | 3 | 27 | H | West Virginia | | | 11 | 14 | 54 | A | UC Irvine | | | 4 | 5 | |
| 13 | A | TCU | | | 0 | 1 | 27 | H | West Virginia | | | 4 | 2 | 54 | A | UC Irvine | | | 5 | 7 | |
| | | | | | | | 39 | A | Pepperdine | | | 4 | 2 | 55 | H | Long Beach St. | | | 3 | 4 | |
| | | | | | | | 39 | H | Pepperdine | | | 5 | 9 | 55 | H | Long Beach St. | | | 6 | 5 | |
| | | | | | | | 44 | A | Sam Houston St. | | | 2 | 3 | 55 | H | Long Beach St. | | | 5 | 10 | |
| | | | | | | | 44 | A | Sam Houston St. | | | 1 | 2 | 56 | A | San Diego St. | | | 5 | 7 | |
| | | | | | | | 44 | A | Sam Houston St. | | | 0 | 6 | 56 | H | San Diego St. | | | 0 | 12 | |
| | | | | | | | | | | | | | 69 | A | Fresno St. | | | 2 | 8 | | |
| | | | | | | | | | | | | | 92 | A | UC Riverside | | | 7 | 1 | | |
| | | | | | | | | | | | | | 92 | A | UC Riverside | | | 2 | 4 | | |
| | | | | | | | | | | | | | 92 | A | UC Riverside | | | 2 | 6 | | |
| LAST 15 GAMES | | | | | | | | | | | | | | | | | | | | | |
| | | | | | | | 13 | A | TCU | | | 0 | 3 | 39 | H | Pepperdine | | | 5 | 9 | |
| | | | | | | | 13 | A | TCU | | | 0 | 1 | 54 | A | UC Irvine | | | 2 | 10 | |
| | | | | | | | 13 | A | TCU | | | 2 | 6 | 54 | A | UC Irvine | | | 4 | 5 | |
| | | | | | | | 56 | A | San Diego St. | | | 5 | 7 | | | | | | | | |
| | | | | | | | 124 | H | Hawaii | | | 1 | 9 | | | | | | | | |

| | | |
|--------------|---|---|
| 124 H Hawaii | 2 | 1 |
| 124 H Hawaii | 6 | 2 |

C
a
l
s
t
.
N
o
r
t
h
r
i
d
g
e

C
a
l
s
t
.
N
o
r
t
h
r
i
d
g
e

| Average RPI Win: 178 | | WON-LOST | WINNING | LAST 15 | STRENGTH OF | | OPP. STRENGTH | TEAM | ADJ | CONF. | ADJ CONF. |
|----------------------|-----------------|----------|-----------|----------------|----------------|-------|-------------------|-------|-------------|-----------------|-----------|
| Average RPI Loss: 98 | | RECORD | PCT. RANK | GAMES | SCHEDULE | | OF SCHEDULE | RPI | RPI | RPI | RPI |
| DIV. I ONLY | | 17-23-0 | .425 | 201 | 4-11-0 | | 142 | 125 | 190 | .48101 | 190 |
| DIV. I NON-CONF. | | 14-11-0 | .56 | 111 | 1-2-0 | | 249 | 200 | 189 | .48299 | 189 |
| TOTALS | | RPI 1-25 | RPI 26-50 | | W-L RECORDS | | RPI 51-100 | | RPI 101-150 | | RPI 150+ |
| 17-23-0 | | 0-6-0 | 0-1-0 | | OVERALL | | 4-9-0 | | 2-1-0 | | 11-6-0 |
| 10-9-0 | | 0-0-0 | 0-0-0 | | HOME | | 2-4-0 | | 1-1-0 | | 7-4-0 |
| 3-14-0 | | 0-6-0 | 0-1-0 | | AWAY | | 1-5-0 | | 0-0-0 | | 2-2-0 |
| 4-0-0 | | 0-0-0 | 0-0-0 | | NEUTRAL | | 1-0-0 | | 1-0-0 | | 2-0-0 |
| 14-11-0 | | 0-3-0 | 0-1-0 | | NON-CONFERENCE | | 1-0-0 | | 2-1-0 | | 11-6-0 |
| 8-5-0 | | 0-0-0 | 0-0-0 | | HOME | | 0-0-0 | | 1-1-0 | | 7-4-0 |
| 2-6-0 | | 0-3-0 | 0-0- | | AWAY | | 0-0-0 | | 0-0-0 | | 2-2-0 |
| 4-0-0 | | 0-0-0 | 0-0-0 | | NEUTRAL | | 1-0-0 | | 1-0-0 | | 2-0-0 |
| 3-12-0 | | 0-3-0 | 0-0-0 | | CONFERENCE | | 3-9-0 | | 0-0-0 | | 0-0-0 |
| 2-4-0 | | 0-0-0 | 0-0-0 | | HOME | | 2-4-0 | | 0-0-0 | | 0-0-0 |
| 1-8-0 | | 0-3-0 | 0-0-0 | | AWAY | | 1-5-0 | | 0-0-0 | | 0-0-0 |
| 0-0-0 | | 0-0-0 | 0-0-0 | | NEUTRAL | | 0-0-0 | | 0-0-0 | | 0-0-0 |
| RPI S | Opponent | Score | RPI S | Opponent | Score | RPI S | Opponent | Score | RPI S | Opponent | Score |
| 17 A | Cal Poly | 3 5 | 34 A | Stanford | 6 7 | 54 H | UC Irvine | 2 4 | 120 H | Nevada | 4 3 |
| 17 A | Cal Poly | 0 8 | | | | 54 H | UC Irvine | 1 4 | 121 H | Sacramento St. | 7 15 |
| 17 A | Cal Poly | 1 9 | | | | 54 H | UC Irvine | 1 3 | 122 N | Pacific | 4 3 |
| 24 A | Washington | 1 2 | | | | 55 H | Long Beach St. | 8 4 | 166 A | San Jose St. | 5 2 |
| 24 A | Washington | 1 4 | | | | 55 H | Long Beach St. | 0 2 | 166 A | San Jose St. | 3 4 |
| 24 A | Washington | 3 8 | | | | 55 H | Long Beach St. | 7 5 | 166 H | San Jose St. | 9 5 |
| | | | | | | 64 A | Cal St. Fullerton | 1 7 | 173 A | Santa Clara | 3 2 |
| | | | | | | 64 A | Cal St. Fullerton | 3 1 | 224 H | Seattle | 5 17 |
| | | | | | | 64 A | Cal St. Fullerton | 1 9 | 224 H | Seattle | 3 4 |
| | | | | | | 92 A | UC Riverside | 9 12 | 224 H | Seattle | 4 3 |
| | | | | | | 92 A | UC Riverside | 6 7 | 224 H | Seattle | 1 2 |
| | | | | | | 92 A | UC Riverside | 2 4 | 252 A | St. Mary's (CA) | 1 5 |
| | | | | | | 96 N | Kansas St. | 10 5 | 252 H | St. Mary's (CA) | 4 1 |
| | | | | | | | | | 252 H | St. Mary's (CA) | 3 1 |
| | | | | | | | | | 254 N | Portland | 8 7 |
| | | | | | | | | | 254 N | Portland | 11 2 |
| | | | | | | | | | 256 H | New Mexico St. | 4 0 |
| | | | | | | | | | 256 H | New Mexico St. | 5 1 |
| | | | | | | | | | 256 H | New Mexico St. | 4 6 |
| | | | | | | | | | 256 H | New Mexico St. | 6 5 |
| LAST 15 GAMES | | | | | | | | | | | |
| 54 H | UC Irvine | 1 3 | 121 H | Sacramento St. | 7 15 | 55 H | Long Beach St. | 8 4 | | | |
| 54 H | UC Irvine | 2 4 | 55 H | Long Beach St. | 0 2 | | | | | | |
| 54 H | UC Irvine | 1 4 | | | | | | | | | |
| 252 H | St. Mary's (CA) | 3 1 | | | | | | | | | |
| 92 A | UC Riverside | 2 4 | | | | | | | | | |

Non-Div. I Games:

UC Davis

| | | |
|-------------------|---|----|
| 92 A UC Riverside | 6 | 7 |
| 92 A UC Riverside | 9 | 12 |

U
C
D
a
v
i
s

U
C
D
a
v
i
s

| Average RPI Win: 191 | | WON-LOST RECORD | | WINNING PCT. RANK | | LAST 15 GAMES | | STRENGTH OF SCHEDULE | | OPP. STRENGTH OF SCHEDULE | | TEAM RPI | | ADJ RPI | | CONF. RPI | | ADJ CONF. RPI | |
|----------------------|----------|-----------------|---|-------------------|----------|----------------|---|----------------------|----------|---------------------------|----|----------|----------------|------------|----|-----------|--|---------------|--|
| DIV. I ONLY | | 14-19-0 | | .42424 204 | | 9-3-0 | | 163 | | 207 | | 191 | | .48082 191 | | 22 | | 22 | |
| DIV. I NON-CONF. | | 5-10-0 | | .33333 239 | | 2-0-0 | | 25 | | 127 | | 122 | | .51419 122 | | 16 | | 16 | |
| TOTALS | | RPI 1-25 | | RPI 26-50 | | W-L RECORDS | | RPI 51-100 | | RPI 101-150 | | RPI 150+ | | | | | | | |
| 14-19-0 | | 0-3-0 | | 0-0-0 | | OVERALL | | 3-5-0 | | 0-2-0 | | 11-9-0 | | | | | | | |
| 7-5-0 | | 0-0-0 | | 0-0-0 | | HOME | | 1-1-0 | | 0-2-0 | | 6-2-0 | | | | | | | |
| 6-12-0 | | 0-3-0 | | 0-0-0 | | AWAY | | 2-4-0 | | 0-0-0 | | 4-5-0 | | | | | | | |
| 1-2-0 | | 0-0-0 | | 0-0-0 | | NEUTRAL | | 0-0-0 | | 0-0-0 | | 1-2-0 | | | | | | | |
| 5-10-0 | | 0-3-0 | | 0-0-0 | | NON-CONFERENCE | | 2-4-0 | | 0-0-0 | | 3-3-0 | | | | | | | |
| 1-1-0 | | 0-0-0 | | 0-0-0 | | HOME | | 0-0-0 | | 0-0-0 | | 1-1-0 | | | | | | | |
| 3-7-0 | | 0-3-0 | | 0-0- | | AWAY | | 2-4-0 | | 0-0-0 | | 1-0-0 | | | | | | | |
| 1-2-0 | | 0-0-0 | | 0-0-0 | | NEUTRAL | | 0-0-0 | | 0-0-0 | | 1-2-0 | | | | | | | |
| 9-9-0 | | 0-0-0 | | 0-0-0 | | CONFERENCE | | 1-1-0 | | 0-2-0 | | 8-6-0 | | | | | | | |
| 6-4-0 | | 0-0-0 | | 0-0-0 | | HOME | | 1-1-0 | | 0-2-0 | | 5-1-0 | | | | | | | |
| 3-5-0 | | 0-0-0 | | 0-0-0 | | AWAY | | 0-0-0 | | 0-0-0 | | 3-5-0 | | | | | | | |
| 0-0-0 | | 0-0-0 | | 0-0-0 | | NEUTRAL | | 0-0-0 | | 0-0-0 | | 0-0-0 | | | | | | | |
| RPI S | Opponent | Score | | RPI S | Opponent | Score | | RPI S | Opponent | Score | | RPI S | Opponent | Score | | | | | |
| 13 A | TCU | 1 | 4 | | | | | 52 H | Columbia | 3 | 2 | 146 H | Penn | 0 | 4 | | | | |
| 13 A | TCU | 0 | 8 | | | | | 52 H | Columbia | 4 | 5 | 146 H | Penn | 4 | 7 | | | | |
| 13 A | TCU | 1 | 5 | | | | | 57 A | Kansas | 5 | 13 | 151 A | Boston College | 2 | 1 | | | | |
| | | | | | | | | 57 A | Kansas | 3 | 2 | 199 N | Omaha | 4 | 10 | | | | |
| | | | | | | | | 57 A | Kansas | 7 | 11 | 199 N | Omaha | 5 | 12 | | | | |
| | | | | | | | | 66 A | FIU | 0 | 11 | 199 N | Omaha | 10 | 3 | | | | |
| | | | | | | | | 66 A | FIU | 3 | 0 | 219 A | Cornell | 5 | 4 | | | | |
| | | | | | | | | 66 A | FIU | 7 | 11 | 219 A | Cornell | 2 | 3 | | | | |
| | | | | | | | | | | | | 220 H | Holy Cross | 8 | 7 | | | | |
| | | | | | | | | | | | | 234 A | Princeton | 0 | 3 | | | | |
| | | | | | | | | | | | | 234 A | Princeton | 3 | 4 | | | | |
| | | | | | | | | | | | | 235 H | Yale | 12 | 3 | | | | |
| | | | | | | | | | | | | 235 H | Yale | 8 | 2 | | | | |
| | | | | | | | | | | | | 235 H | Yale | 0 | 6 | | | | |
| | | | | | | | | | | | | 235 H | Yale | 4 | 2 | | | | |
| | | | | | | | | | | | | 243 H | Quinnipiac | 5 | 11 | | | | |
| | | | | | | | | | | | | 245 A | Brown | 3 | 12 | | | | |
| | | | | | | | | | | | | 245 A | Brown | 6 | 7 | | | | |
| | | | | | | | | | | | | 245 A | Brown | 7 | 0 | | | | |
| | | | | | | | | | | | | 245 A | Brown | 3 | 2 | | | | |
| | | | | | | | | | | | | 258 H | Harvard | 4 | 2 | | | | |
| | | | | | | | | | | | | 258 H | Harvard | 3 | 1 | | | | |
| | | | | LAST 15 GAMES | | | | | | | | | | | | | | | |
| | | | | 258 H | Harvard | 3 | 1 | 235 H | Yale | 0 | 6 | | | | | | | | |
| | | | | 258 H | Harvard | 4 | 2 | 235 H | Yale | 12 | 3 | | | | | | | | |
| | | | | 245 A | Brown | 3 | 2 | 235 H | Yale | 8 | 2 | | | | | | | | |
| | | | | 245 A | Brown | 7 | 0 | | | | | | | | | | | | |
| | | | | 245 A | Brown | 6 | 7 | | | | | | | | | | | | |

Non-Div. I Games: St. Anselm 16 8

Dartmouth

| | | |
|-------------|---|----|
| 245 A Brown | 3 | 12 |
| 235 H Yale | 4 | 2 |

D
a
r
t
m
o
u
t
h

D
a
r
t
m
o
u
t
h

| Average RPI Win: | 198 | WON-LOST RECORD | WINNING PCT. RANK | LAST 15 GAMES | STRENGTH OF SCHEDULE | OPP. STRENGTH OF SCHEDULE | TEAM RPI | ADJ RPI | CONF. RPI | ADJ CONF. RPI | | |
|------------------|----------|-----------------|-------------------|----------------|----------------------|---------------------------|----------|-------------|-----------|----------------|-------|----|
| DIV. I ONLY | | 19-22-0 | .46341 | 167 | 11-4-0 | 245 | 145 | 192 | .48036 | 192 | 28 | 28 |
| DIV. I NON-CONF. | | 8-15-0 | .34783 | 231 | 2-0-0 | 81 | 18 | 104 | .51927 | 104 | 27 | 27 |
| <hr/> | | | | | | | | | | | | |
| TOTALS | RPI 1-25 | RPI 26-50 | | W-L RECORDS | | RPI 51-100 | | RPI 101-150 | | RPI 150+ | | |
| 19-22-0 | 0-0-0 | 2-5-0 | | OVERALL | | 1-2-0 | | 3-5-0 | | 13-10-0 | | |
| 8-5-0 | 0-0-0 | 0-0-0 | | HOME | | 0-0-0 | | 0-0-0 | | 8-5-0 | | |
| 11-17-0 | 0-0-0 | 2-5-0 | | AWAY | | 1-2-0 | | 3-5-0 | | 5-5-0 | | |
| 0-0-0 | 0-0-0 | 0-0-0 | | NEUTRAL | | 0-0-0 | | 0-0-0 | | 0-0-0 | | |
| 8-15-0 | 0-0-0 | 2-5-0 | | NON-CONFERENCE | | 1-2-0 | | 2-3-0 | | 3-5-0 | | |
| 1-0-0 | 0-0-0 | 0-0-0 | | HOME | | 0-0-0 | | 0-0-0 | | 1-0-0 | | |
| 7-15-0 | 0-0-0 | 2-0- | | AWAY | | 1-2-0 | | 2-3-0 | | 2-5-0 | | |
| 0-0-0 | 0-0-0 | 0-0-0 | | NEUTRAL | | 0-0-0 | | 0-0-0 | | 0-0-0 | | |
| 11-7-0 | 0-0-0 | 0-0-0 | | CONFERENCE | | 0-0-0 | | 1-2-0 | | 10-5-0 | | |
| 7-5-0 | 0-0-0 | 0-0-0 | | HOME | | 0-0-0 | | 0-0-0 | | 7-5-0 | | |
| 4-2-0 | 0-0-0 | 0-0-0 | | AWAY | | 0-0-0 | | 1-2-0 | | 3-0-0 | | |
| 0-0-0 | 0-0-0 | 0-0-0 | | NEUTRAL | | 0-0-0 | | 0-0-0 | | 0-0-0 | | |
| RPI | S | Opponent | Score | RPI | S | Opponent | Score | RPI | S | Opponent | Score | |
| | | | | 26 | A | UNLV | 3 8 | 55 | A | Long Beach St. | 0 12 | |
| | | | | 31 | A | Dallas Baptist | 10 5 | 55 | A | Long Beach St. | 13 8 | |
| | | | | 31 | A | Dallas Baptist | 1 4 | 55 | A | Long Beach St. | 3 7 | |
| | | | | 31 | A | Dallas Baptist | 6 3 | | | | | |
| | | | | 39 | A | Pepperdine | 0 5 | | | | | |
| | | | | 39 | A | Pepperdine | 8 11 | | | | | |
| | | | | 39 | A | Pepperdine | 2 9 | | | | | |
| | | | | | | | | | | | | |
| | | | | | | | | | | | | |
| | | | | | | | | | | | | |
| | | | | | | | | | | | | |
| | | | | | | | | | | | | |
| | | | | | | | | | | | | |
| | | | | | | | | | | | | |
| | | | | | | | | | | | | |
| | | | | | | | | | | | | |
| | | | | | | | | | | | | |
| | | | | | | | | | | | | |
| | | | | | | | | | | | | |
| | | | | | | | | | | | | |
| | | | | | | | | | | | | |
| | | | | | | | | | | | | |
| | | | | | | | | | | | | |
| | | | | | | | | | | | | |
| | | | | | | | | | | | | |
| | | | | | | | | | | | | |
| | | | | | | | | | | | | |
| | | | | | | | | | | | | |
| | | | | | | | | | | | | |
| | | | | | | | | | | | | |
| | | | | | | | | | | | | |
| | | | | | | | | | | | | |
| | | | | | | | | | | | | |
| | | | | | | | | | | | | |
| | | | | | | | | | | | | |
| | | | | | | | | | | | | |
| | | | | | | | | | | | | |
| | | | | | | | | | | | | |
| | | | | | | | | | | | | |
| | | | | | | | | | | | | |
| | | | | | | | | | | | | |
| | | | | | | | | | | | | |
| | | | | | | | | | | | | |
| | | | | | | | | | | | | |
| | | | | | | | | | | | | |
| | | | | | | | | | | | | |
| | | | | | | | | | | | | |
| | | | | | | | | | | | | |
| | | | | | | | | | | | | |
| | | | | | | | | | | | | |
| | | | | | | | | | | | | |
| | | | | | | | | | | | | |
| | | | | | | | | | | | | |
| | | | | | | | | | | | | |
| | | | | | | | | | | | | |
| | | | | | | | | | | | | |
| | | | | | | | | | | | | |
| | | | | | | | | | | | | |
| | | | | | | | | | | | | |
| | | | | | | | | | | | | |
| | | | | | | | | | | | | |
| | | | | | | | | | | | | |
| | | | | | | | | | | | | |
| | | | | | | | | | | | | |
| | | | | | | | | | | | | |
| | | | | | | | | | | | | |
| | | | | | | | | | | | | |
| | | | | | | | | | | | | |
| | | | | | | | | | | | | |
| | | | | | | | | | | | | |
| | | | | | | | | | | | | |
| | | | | | | | | | | | | |
| | | | | | | | | | | | | |
| | | | | | | | | | | | | |
| | | | | | | | | | | | | |
| | | | | | | | | | | | | |
| | | | | | | | | | | | | |
| | | | | | | | | | | | </ | |

Non-Div. I Games:

Utah Valley

| | | |
|----------------------|---|----|
| 121 A Sacramento St. | 0 | 10 |
| 121 A Sacramento St. | 0 | 5 |

| RPI | S | Opponent | Score | |
|-----|---|----------------|-------|---|
| 293 | A | Chicago St. | 7 | 2 |
| 297 | H | Northern Colo. | 8 | 1 |
| 297 | H | Northern Colo. | 9 | 4 |
| 297 | H | Northern Colo. | 12 | 1 |

Utah Valley

U
t
a
h
V
a
l
l
e
y

U
t
a
h
V
a
l
l
e
y

| Average RPI Win: 220 | | WON-LOST RECORD | WINNING PCT. RANK | | LAST 15 GAMES | STRENGTH OF SCHEDULE | OPP. STRENGTH OF SCHEDULE | TEAM RPI | ADJ RPI | | CONF. RPI | ADJ CONF. RPI | | |
|-----------------------|---|--------------------|----------------------|-----------|------------------|-------------------------|------------------------------|-------------|------------|-------------|---------------|------------------|----|----|
| Average RPI Loss: 151 | | | | | | | | | | | | | | |
| DIV. I ONLY | | 21-21-0 | .5 | 144 | 7-8-0 | 256 | 239 | 193 | .47845 | 193 | 20 | 20 | | |
| DIV. I NON-CONF. | | 11-12-0 | .47826 | 161 | 3-1-0 | 206 | 272 | 157 | .49706 | 157 | 15 | 15 | | |
| <hr/> | | | | | | | | | | | | | | |
| TOTALS | | RPI 1-25 | | RPI 26-50 | | W-L RECORDS | | RPI 51-100 | | RPI 101-150 | | RPI 150+ | | |
| 21-21-0 | | 0-0-0 | | 0-0-0 | | OVERALL | | 2-6-0 | | 2-6-0 | | 17-9-0 | | |
| 8-4-0 | | 0-0-0 | | 0-0-0 | | HOME | | 1-1-0 | | 0-3-0 | | 7-0-0 | | |
| 9-16-0 | | 0-0-0 | | 0-0-0 | | AWAY | | 1-5-0 | | 2-3-0 | | 6-8-0 | | |
| 4-1-0 | | 0-0-0 | | 0-0-0 | | NEUTRAL | | 0-0-0 | | 0-0-0 | | 4-1-0 | | |
| 11-12-0 | | 0-0-0 | | 0-0-0 | | NON-CONFERENCE | | 2-3-0 | | 1-1-0 | | 8-8-0 | | |
| 2-1-0 | | 0-0-0 | | 0-0-0 | | HOME | | 1-1-0 | | 0-0-0 | | 1-0-0 | | |
| 5-10-0 | | 0-0-0 | | 0-0- | | AWAY | | 1-2-0 | | 1-1-0 | | 3-7-0 | | |
| 4-1-0 | | 0-0-0 | | 0-0-0 | | NEUTRAL | | 0-0-0 | | 0-0-0 | | 4-1-0 | | |
| 10-9-0 | | 0-0-0 | | 0-0-0 | | CONFERENCE | | 0-3-0 | | 1-5-0 | | 9-1-0 | | |
| 6-3-0 | | 0-0-0 | | 0-0-0 | | HOME | | 0-0-0 | | 0-3-0 | | 6-0-0 | | |
| 4-6-0 | | 0-0-0 | | 0-0-0 | | AWAY | | 0-3-0 | | 1-2-0 | | 3-1-0 | | |
| 0-0-0 | | 0-0-0 | | 0-0-0 | | NEUTRAL | | 0-0-0 | | 0-0-0 | | 0-0-0 | | |
| RPI | S | Opponent | Score | RPI | S | Opponent | Score | RPI | S | Opponent | Score | | | |
| | | | | | | | | 61 | A | Duke | 2 | 5 | | |
| | | | | | | | | 82 | A | Ohio St. | 5 | 6 | | |
| | | | | | | | | 86 | H | Wright St. | 1 | 3 | | |
| | | | | | | | | 97 | A | Buffalo | 3 | 6 | | |
| | | | | | | | | 97 | A | Buffalo | 6 | 11 | | |
| | | | | | | | | 97 | A | Buffalo | 2 | 3 | | |
| | | | | | | | | 100 | A | Canisius | 8 | 5 | | |
| | | | | | | | | 100 | H | Canisius | 2 | 1 | | |
| | | | | | | | | | | | | | | |
| | | | | | | | | | | 110 | A | Pittsburgh | 8 | 11 |
| | | | | | | | | | | 110 | A | Pittsburgh | 7 | 5 |
| | | | | | | | | | | 117 | H | Bowling Green | 1 | 8 |
| | | | | | | | | | | 117 | H | Bowling Green | 5 | 11 |
| | | | | | | | | | | 117 | H | Bowling Green | 7 | 9 |
| | | | | | | | | | | 135 | A | Miami (OH) | 3 | 5 |
| | | | | | | | | | | 135 | A | Miami (OH) | 7 | 5 |
| | | | | | | | | | | 135 | A | Miami (OH) | 0 | 6 |
| | | | | | | | | | | 175 | N | Saint Louis | 2 | 1 |
| | | | | | | | | | | 186 | A | Toledo | 7 | 6 |
| | | | | | | | | | | 186 | A | Toledo | 3 | 4 |
| | | | | | | | | | | 186 | A | Toledo | 3 | 2 |
| | | | | | | | | | | 188 | A | Marshall | 2 | 5 |
| | | | | | | | | | | 195 | A | Winthrop | 5 | 6 |
| | | | | | | | | | | 195 | A | Winthrop | 2 | 6 |
| | | | | | | | | | | 204 | A | Cincinnati | 5 | 8 |
| | | | | | | | | | | 204 | A | Cincinnati | 8 | 0 |
| | | | | | | | | | | 204 | A | Cincinnati | 2 | 4 |
| | | | | | | | | | | 213 | A | Austin Peay | 10 | 0 |
| | | | | | | | | | | 217 | A | Western Mich. | 8 | 2 |
| | | | | | | | | | | 233 | A | Delaware St. | 11 | 10 |
| | | | | | | | | | | 233 | A | Delaware St. | 1 | 13 |
| | | | | | | | | | | 233 | A | Delaware St. | 0 | 4 |
| | | | | | | | | | | 253 | N | La Salle | 8 | 7 |
| | | | | | | | | | | 253 | N | La Salle | 7 | 1 |
| | | | | | | | | | | 271 | H | Eastern Mich. | 6 | 0 |
| | | | | | | | | | | 271 | H | Eastern Mich. | 6 | 3 |
| <hr/> | | | | | | | | | | | | | | |
| LAST 15 GAMES | | | | | | | | | | | | | | |
| | | | | 97 | A | Buffalo | 6 | 11 | 117 | H | Bowling Green | 7 | 9 | |
| | | | | 97 | A | Buffalo | 3 | 6 | 217 | A | Western Mich. | 8 | 2 | |
| | | | | 97 | A | Buffalo | 2 | 3 | 295 | H | Ohio | 5 | 4 | |
| | | | | 86 | H | Wright St. | 1 | 3 | | | | | | |
| | | | | 292 | H | Youngstown St. | 5 | 0 | | | | | | |

Non-Div. I Games:

Akron

| | | |
|---------------------|---|----|
| 117 H Bowling Green | 1 | 8 |
| 117 H Bowling Green | 5 | 11 |

| RPI | S | Opponent | Score | |
|-----|---|----------------|-------|----|
| 271 | H | Eastern Mich. | 10 | 5 |
| 272 | N | Milwaukee | 4 | 10 |
| 272 | N | Milwaukee | 13 | 5 |
| 292 | H | Youngstown St. | 5 | 0 |
| 295 | H | Ohio | 5 | 4 |
| 295 | H | Ohio | 8 | 0 |
| 295 | H | Ohio | 7 | 1 |

| Average RPI Win: 163 | | WON-LOST RECORD | | WINNING PCT. RANK | | LAST 15 GAMES | | STRENGTH OF SCHEDULE | | OPP. STRENGTH OF SCHEDULE | | TEAM RPI | | ADJ RPI | | CONF. RPI | | ADJ CONF. RPI | |
|----------------------|---|-----------------|--|-------------------|---|----------------|---|----------------------|--|---------------------------|----|----------|---|-----------------|--|-----------|----|---------------|--|
| DIV. I ONLY | | 20-22-0 | | .47619 162 | | 6-9-0 | | 167 | | 164 | | 194 | | .47776 194 | | 17 | | 16 | |
| DIV. I NON-CONF. | | 12-13-0 | | .48 157 | | 2-2-0 | | 89 | | 218 | | 172 | | .49023 172 | | 14 | | 14 | |
| TOTALS | | RPI 1-25 | | RPI 26-50 | | W-L RECORDS | | RPI 51-100 | | RPI 101-150 | | RPI 150+ | | | | | | | |
| 20-22-0 | | 0-0-0 | | 4-1-0 | | OVERALL | | 1-8-0 | | 2-3-0 | | 13-10-0 | | | | | | | |
| 15-11-0 | | 0-0-0 | | 2-1-0 | | HOME | | 0-4-0 | | 1-2-0 | | 12-4-0 | | | | | | | |
| 4-10-0 | | 0-0-0 | | 2-0-0 | | AWAY | | 1-3-0 | | 1-1-0 | | 0-6-0 | | | | | | | |
| 1-1-0 | | 0-0-0 | | 0-0-0 | | NEUTRAL | | 0-1-0 | | 0-0-0 | | 1-0-0 | | | | | | | |
| 12-13-0 | | 0-0-0 | | 4-1-0 | | NON-CONFERENCE | | 1-5-0 | | 1-2-0 | | 6-5-0 | | | | | | | |
| 8-9-0 | | 0-0-0 | | 2-1-0 | | HOME | | 0-4-0 | | 1-2-0 | | 5-2-0 | | | | | | | |
| 3-3-0 | | 0-0-0 | | 2-0- | | AWAY | | 1-0-0 | | 0-0-0 | | 0-3-0 | | | | | | | |
| 1-1-0 | | 0-0-0 | | 0-0-0 | | NEUTRAL | | 0-1-0 | | 0-0-0 | | 1-0-0 | | | | | | | |
| 8-9-0 | | 0-0-0 | | 0-0-0 | | CONFERENCE | | 0-3-0 | | 1-1-0 | | 7-5-0 | | | | | | | |
| 7-2-0 | | 0-0-0 | | 0-0-0 | | HOME | | 0-0-0 | | 0-0-0 | | 7-2-0 | | | | | | | |
| 1-7-0 | | 0-0-0 | | 0-0-0 | | AWAY | | 0-3-0 | | 1-1-0 | | 0-3-0 | | | | | | | |
| 0-0-0 | | 0-0-0 | | 0-0-0 | | NEUTRAL | | 0-0-0 | | 0-0-0 | | 0-0-0 | | | | | | | |
| RPI | S | Opponent | | Score | | RPI | S | Opponent | | Score | | RPI | S | Opponent | | Score | | | |
| 28 | A | Tennessee | | 2 | 1 | 58 | A | Western Caro. | | 12 | 9 | 149 | A | Jacksonville | | 7 | 3 | | |
| 28 | H | Tennessee | | 9 | 7 | 78 | N | California | | 0 | 3 | 149 | A | Jacksonville | | 6 | 13 | | |
| 30 | H | Bryant | | 6 | 9 | 93 | A | Kennesaw St. | | 8 | 9 | 150 | H | Hartford | | 0 | 1 | | |
| 30 | H | Bryant | | 5 | 4 | 93 | A | Kennesaw St. | | 6 | 9 | 150 | H | Hartford | | 6 | 18 | | |
| 47 | A | Auburn | | 3 | 2 | 93 | A | Kennesaw St. | | 5 | 9 | 150 | H | Hartford | | 5 | 3 | | |
| | | | | | | 98 | H | Radford | | 6 | 7 | 159 | A | Lipscomb | | 0 | 5 | | |
| | | | | | | 100 | H | Canisius | | 2 | 9 | 159 | A | Lipscomb | | 7 | 9 | | |
| | | | | | | 100 | H | Canisius | | 0 | 2 | 159 | A | Lipscomb | | 3 | 6 | | |
| | | | | | | 100 | H | Canisius | | 6 | 13 | 160 | A | Eastern Ky. | | 3 | 4 | | |
| | | | | | | | | | | | | 160 | H | Eastern Ky. | | 4 | 3 | | |
| | | | | | | | | | | | | 179 | H | Citadel | | 12 | 4 | | |
| | | | | | | | | | | | | 182 | H | North Florida | | 6 | 5 | | |
| | | | | | | | | | | | | 182 | H | North Florida | | 10 | 4 | | |
| | | | | | | | | | | | | 182 | H | North Florida | | 8 | 5 | | |
| | | | | | | | | | | | | 184 | H | Furman | | 3 | 5 | | |
| | | | | | | | | | | | | 185 | A | Appalachian St. | | 6 | 7 | | |
| | | | | | | | | | | | | 200 | H | Stetson | | 4 | 3 | | |
| | | | | | | | | | | | | 200 | H | Stetson | | 7 | 4 | | |
| | | | | | | | | | | | | 200 | H | Stetson | | 3 | 5 | | |
| | | | | | | | | | | | | 229 | H | Longwood | | 5 | 4 | | |
| | | | | | | | | | | | | 229 | H | Longwood | | 7 | 3 | | |
| | | | | | | | | | | | | 229 | H | Longwood | | 4 | 6 | | |
| | | | | | | | | | | | | 242 | H | Northern Ky. | | 6 | 3 | | |
| | | | | | | | | | | | | 242 | H | Northern Ky. | | 6 | 3 | | |
| | | | | | | | | | | | | 242 | H | Northern Ky. | | 11 | 13 | | |
| | | | | | | | | | | | | 264 | A | UNC Asheville | | 11 | 17 | | |
| | | | | | | | | | | | | 264 | H | UNC Asheville | | 11 | 6 | | |
| LAST 15 GAMES | | | | | | | | | | | | | | | | | | | |
| 93 | A | Kennesaw St. | | 8 | 9 | 182 | H | North Florida | | 10 | 4 | 242 | H | Northern Ky. | | 6 | 3 | | |
| 93 | A | Kennesaw St. | | 5 | 9 | 182 | H | North Florida | | 8 | 5 | 242 | H | Northern Ky. | | 6 | 3 | | |
| 93 | A | Kennesaw St. | | 6 | 9 | 182 | H | North Florida | | 6 | 5 | 242 | H | Northern Ky. | | 11 | 13 | | |
| 98 | H | Radford | | 6 | 7 | | | | | | | 264 | A | UNC Asheville | | 11 | 17 | | |
| 28 | H | Tennessee | | 9 | 7 | | | | | | | 264 | H | UNC Asheville | | 11 | 6 | | |

Non-Div. I Games:

East Tenn. St.

| | | |
|--------------------|---|----|
| 149 A Jacksonville | 7 | 3 |
| 149 A Jacksonville | 6 | 13 |

| RPI | S | Opponent | Score | |
|-----|---|-----------------|-------|---|
| 278 | N | Ark.-Pine Bluff | 7 | 3 |

East Tenn. St.

E
a
s
t
T
e
n
n
.
S
t
.

E
a
s
t
T
e
n
n
.
S
t
.

W
i
n
t
h
r
o
p

Winthrop

| | | |
|-----------------|---|---|
| 36 A High Point | 4 | 7 |
| 36 A High Point | 0 | 6 |

| RPI | S | Opponent | Score | |
|-----|---|------------|-------|---|
| 280 | H | N.C. A&T | 8 | 2 |
| 299 | H | Coppin St. | 8 | 4 |
| 299 | H | Coppin St. | 3 | 1 |

Winthrop

W
i
n
t
h
r
o
p

W
i
n
t
h
r
o
p

| Average RPI Win: | 210 | WON-LOST RECORD | WINNING PCT. RANK | LAST 15 GAMES | STRENGTH OF SCHEDULE | OPP. STRENGTH OF SCHEDULE | TEAM RPI | ADJ RPI | CONF. RPI | ADJ CONF. RPI | | |
|------------------|-------------------|-----------------|-------------------|----------------|----------------------|---------------------------|-------------------|-------------|---------------|---------------|-------|----|
| DIV. I ONLY | | 18-22-1 | .45122 | 179 | 5-10-0 | 92 | 267 | 196 | .47697 | 196 | 24 | 24 |
| DIV. I NON-CONF. | | 9-13-1 | .41304 | 199 | 0-3-0 | 8 | 278 | 151 | .50143 | 151 | 25 | 25 |
| <hr/> | | | | | | | | | | | | |
| TOTALS | RPI 1-25 | RPI 26-50 | | W-L RECORDS | | RPI 51-100 | | RPI 101-150 | | RPI 150+ | | |
| 18-22-1 | 0-3-0 | 0-1-0 | | OVERALL | | 2-4-0 | | 3-4-1 | | 13-10-0 | | |
| 16-10-1 | 0-0-0 | 0-1-0 | | HOME | | 2-2-0 | | 3-3-1 | | 11-4-0 | | |
| 2-10-0 | 0-2-0 | 0-0-0 | | AWAY | | 0-2-0 | | 0-0-0 | | 2-6-0 | | |
| 0-2-0 | 0-1-0 | 0-0-0 | | NEUTRAL | | 0-0-0 | | 0-1-0 | | 0-0-0 | | |
| <hr/> | | | | | | | | | | | | |
| 9-13-1 | 0-3-0 | 0-1-0 | | NON-CONFERENCE | | 1-2-0 | | 3-4-1 | | 5-3-0 | | |
| 8-6-1 | 0-0-0 | 0-1-0 | | HOME | | 1-0-0 | | 3-3-1 | | 4-2-0 | | |
| 1-5-0 | 0-2-0 | 0-0- | | AWAY | | 0-2-0 | | 0-0-0 | | 1-1-0 | | |
| 0-2-0 | 0-1-0 | 0-0-0 | | NEUTRAL | | 0-0-0 | | 0-1-0 | | 0-0-0 | | |
| <hr/> | | | | | | | | | | | | |
| 9-9-0 | 0-0-0 | 0-0-0 | | CONFERENCE | | 1-2-0 | | 0-0-0 | | 8-7-0 | | |
| 8-4-0 | 0-0-0 | 0-0-0 | | HOME | | 1-2-0 | | 0-0-0 | | 7-2-0 | | |
| 1-5-0 | 0-0-0 | 0-0-0 | | AWAY | | 0-0-0 | | 0-0-0 | | 1-5-0 | | |
| 0-0-0 | 0-0-0 | 0-0-0 | | NEUTRAL | | 0-0-0 | | 0-0-0 | | 0-0-0 | | |
| <hr/> | | | | | | | | | | | | |
| RPI S | Opponent | Score | RPI S | Opponent | Score | RPI S | Opponent | Score | RPI S | Opponent | Score | |
| 1 A | Virginia | 0 13 | 29 H | Old Dominion | 0 3 | 53 H | VCU | 9 6 | 107 H | Seton Hall | 2 6 | |
| 22 A | Liberty | 7 10 | | | | 53 H | VCU | 4 19 | 107 H | Seton Hall | 2 8 | |
| 22 N | Liberty | 6 11 | | | | 53 H | VCU | 1 5 | 107 H | Seton Hall | 2 16 | |
| | | | | | | 71 A | William & Mary | 11 16 | 137 H | Virginia Tech | 10 10 | |
| | | | | | | 71 H | William & Mary | 10 3 | 142 N | South Fla. | 4 11 | |
| | | | | | | 95 A | VMI | 2 4 | 146 H | Penn | 5 3 | |
| | | | | | | | | | 146 H | Penn | 1 0 | |
| | | | | | | | | | 146 H | Penn | 6 5 | |
| | | | | | | | | | 175 A | Saint Louis | 6 7 | |
| | | | | | | | | | 175 A | Saint Louis | 3 5 | |
| | | | | | | | | | 175 A | Saint Louis | 1 2 | |
| | | | | | | | | | 177 H | Fairfield | 2 6 | |
| | | | | | | | | | 177 H | Fairfield | 13 2 | |
| | | | | | | | | | 177 H | Fairfield | 8 0 | |
| | | | | | | | | | 182 A | North Florida | 3 4 | |
| | | | | | | | | | 222 A | Dayton | 10 19 | |
| | | | | | | | | | 222 A | Dayton | 9 10 | |
| | | | | | | | | | 222 A | Dayton | 4 2 | |
| | | | | | | | | | 229 A | Longwood | 6 4 | |
| | | | | | | | | | 243 H | Quinnipiac | 5 4 | |
| | | | | | | | | | 243 H | Quinnipiac | 1 6 | |
| | | | | | | | | | 243 H | Quinnipiac | 6 5 | |
| | | | | | | | | | 253 H | La Salle | 8 4 | |
| | | | | | | | | | 253 H | La Salle | 3 4 | |
| | | | | | | | | | 253 H | La Salle | 3 6 | |
| | | | | | | | | | 270 H | Massachusetts | 8 5 | |
| | | | | | | | | | 270 H | Massachusetts | 10 1 | |
| <hr/> | | | | | | | | | | | | |
| LAST 15 GAMES | | | LAST 15 GAMES | | | LAST 15 GAMES | | | LAST 15 GAMES | | | |
| 287 H | George Washington | 6 2 | 53 H | VCU | 9 6 | 287 H | George Washington | 3 1 | 53 H | VCU | 1 5 | |
| 287 H | George Washington | 6 3 | 53 H | VCU | 4 19 | 287 H | George Washington | 6 3 | 53 H | VCU | 4 19 | |
| 1 A | Virginia | 0 13 | | | | | | | | | | |
| 175 A | Saint Louis | 3 5 | | | | | | | | | | |

Non-Div. I Games:

Richmond

| | | |
|-------------------|---|---|
| 175 A Saint Louis | 1 | 2 |
| 175 A Saint Louis | 6 | 7 |

| RPI | S | Opponent | Score | |
|-----|---|-------------------|-------|---|
| 270 | H | Massachusetts | 6 | 4 |
| 287 | H | George Washington | 3 | 1 |
| 287 | H | George Washington | 6 | 3 |
| 287 | H | George Washington | 6 | 2 |

Richmond

R
i
c
h
m
o
n
d

R
i
c
h
m
o
n
d

| | | | | | | | | | | | | | |
|---------------------------------------|-------------|--------------------|----------------------|------------------|-------------------------|------------------------------|---------------|-------------------|--------------|------------------|-------|---|---|
| Average RPI Win: Average RPI Loss: | 184 79 | WON-LOST RECORD | WINNING PCT. RANK | LAST 15 GAMES | STRENGTH OF SCHEDULE | OPP. STRENGTH OF SCHEDULE | TEAM RPI | ADJ RPI | CONF. RPI | ADJ CONF. RPI | | | |
| DIV. I ONLY | | 11-29-0 | .275 284 | 6-9-0 | 46 | 122 | 197 | .47671 197 | 10 | 10 | | | |
| DIV. I NON-CONF. | | 6-19-0 | .24 272 | 2-2-0 | 21 | 77 | 176 | .48884 176 | 8 | 8 | | | |
| <hr/> | | | | | | | | | | | | | |
| TOTALS | RPI 1-25 | RPI 26-50 | | W-L RECORDS | RPI 51-100 | | RPI 101-150 | | RPI 150+ | | | | |
| 11-29-0 | 0-8-0 | 0-3-0 | | OVERALL | 3-11-0 | | 1-2-0 | | 7-5-0 | | | | |
| 6-7-0 | 0-1-0 | 0-0-0 | | HOME | 1-2-0 | | 1-2-0 | | 4-2-0 | | | | |
| 4-22-0 | 0-7-0 | 0-3-0 | | AWAY | 2-9-0 | | 0-0-0 | | 2-3-0 | | | | |
| 1-0-0 | 0-0-0 | 0-0-0 | | NEUTRAL | 0-0-0 | | 0-0-0 | | 1-0-0 | | | | |
| <hr/> | | | | | | | | | | | | | |
| 6-19-0 | 0-8-0 | 0-3-0 | | NON-CONFERENCE | 0-5-0 | | 0-0-0 | | 6-3-0 | | | | |
| 3-1-0 | 0-1-0 | 0-0-0 | | HOME | 0-0-0 | | 0-0-0 | | 3-0-0 | | | | |
| 2-18-0 | 0-7-0 | 0-0- | | AWAY | 0-5-0 | | 0-0-0 | | 2-3-0 | | | | |
| 1-0-0 | 0-0-0 | 0-0-0 | | NEUTRAL | 0-0-0 | | 0-0-0 | | 1-0-0 | | | | |
| <hr/> | | | | | | | | | | | | | |
| 5-10-0 | 0-0-0 | 0-0-0 | | CONFERENCE | 3-6-0 | | 1-2-0 | | 1-2-0 | | | | |
| 3-6-0 | 0-0-0 | 0-0-0 | | HOME | 1-2-0 | | 1-2-0 | | 1-2-0 | | | | |
| 2-4-0 | 0-0-0 | 0-0-0 | | AWAY | 2-4-0 | | 0-0-0 | | 0-0-0 | | | | |
| 0-0-0 | 0-0-0 | 0-0-0 | | NEUTRAL | 0-0-0 | | 0-0-0 | | 0-0-0 | | | | |
| <hr/> | | | | | | | | | | | | | |
| RPI S | Opponent | Score | RPI S | Opponent | Score | RPI S | Opponent | Score | RPI S | Opponent | Score | | |
| 7 A | Rice | 1 3 | 28 A | Tennessee | 0 3 | 56 A | San Diego St. | 2 11 | 133 H | Michigan | 3 13 | | |
| 7 A | Rice | 1 9 | 28 A | Tennessee | 2 8 | 56 A | San Diego St. | 3 18 | 133 H | Michigan | 6 2 | | |
| 7 A | Rice | 3 23 | 28 A | Tennessee | 2 20 | 56 A | San Diego St. | 5 6 | 133 H | Michigan | 6 7 | | |
| 15 A | LSU | 0 10 | | | | 56 A | San Diego St. | 7 8 | 170 A | Southern Ill. | 3 2 | | |
| 15 A | LSU | 3 7 | | | | 70 A | Samford | 3 4 | 170 A | Southern Ill. | 4 5 | | |
| 15 A | LSU | 2 4 | | | | 82 H | Ohio St. | 4 3 | 170 A | Southern Ill. | 0 4 | | |
| 19 A | Indiana St. | 3 10 | | | | 82 H | Ohio St. | 0 2 | 212 H | Penn St. | 1 2 | | |
| 23 H | Louisville | 1 3 | | | | 82 H | Ohio St. | 2 11 | 212 H | Penn St. | 4 0 | | |
| | | | | | | 83 A | Illinois | 3 8 | 212 H | Penn St. | 5 6 | | |
| | | | | | | 83 A | Illinois | 4 3 | 238 A | Butler | 6 1 | | |
| | | | | | | 83 A | Illinois | 2 6 | 238 H | Butler | 5 4 | | |
| | | | | | | 99 A | Michigan St. | 6 7 | 238 N | Butler | 3 2 | | |
| | | | | | | 99 A | Michigan St. | 5 3 | 247 A | Ill.-Chicago | 5 18 | | |
| | | | | | | 99 A | Michigan St. | 1 2 | 247 H | Ill.-Chicago | 5 3 | | |
| | | | | | | | | | 279 H | IPFW | 7 1 | | |
| <hr/> | | | | | | | | | | | | | |
| LAST 15 GAMES | | | | | | | | | | | | | |
| 82 H Ohio St. | | | | | | 2 | 11 | 133 H Michigan | | | | 6 | 7 |
| 82 H Ohio St. | | | | | | 0 | 2 | 238 H Butler | | | | 5 | 4 |
| 82 H Ohio St. | | | | | | 4 | 3 | 99 A Michigan St. | | | | 1 | 2 |
| 247 H Ill.-Chicago | | | | | | 5 | 3 | | | | | | |
| 19 A Indiana St. | | | | | | 3 | 10 | | | | | | |

Non-Div. I Games:

Purdue

| | | |
|----------------|---|----|
| 133 H Michigan | 3 | 13 |
| 133 H Michigan | 6 | 2 |

P
u
r
d
u
e

P
u
r
d
u
e

| Average RPI Win: 192 | | WON-LOST RECORD | | WINNING PCT. RANK | | LAST 15 GAMES | | STRENGTH OF SCHEDULE | | OPP. STRENGTH OF SCHEDULE | | TEAM RPI | | ADJ RPI | | CONF. RPI | | ADJ CONF. RPI | |
|----------------------|---|-----------------|--|-------------------|---|----------------|---|----------------------|-----|---------------------------|--------------------|----------|---|------------|---|-----------------|----|---------------|--|
| DIV. I ONLY | | 18-22-0 | | .45 180 | | 5-10-0 | | 222 | | 171 | | 198 | | .4754 198 | | 13 | | 13 | |
| DIV. I NON-CONF. | | 14-14-0 | | .5 142 | | 3-3-0 | | 285 | | 192 | | 229 | | .46522 227 | | 13 | | 13 | |
| TOTALS | | RPI 1-25 | | RPI 26-50 | | W-L RECORDS | | RPI 51-100 | | RPI 101-150 | | RPI 150+ | | | | | | | |
| 18-22-0 | | 0-0-0 | | 0-4-0 | | OVERALL | | 2-4-0 | | 3-2-0 | | 13-12-0 | | | | | | | |
| 7-7-0 | | 0-0-0 | | 0-1-0 | | HOME | | 0-3-0 | | 2-2-0 | | 5-1-0 | | | | | | | |
| 8-12-0 | | 0-0-0 | | 0-3-0 | | AWAY | | 2-1-0 | | 0-0-0 | | 6-7-0 | | | | | | | |
| 3-3-0 | | 0-0-0 | | 0-0-0 | | NEUTRAL | | 0-0-0 | | 1-0-0 | | 2-3-0 | | | | | | | |
| 14-14-0 | | 0-0-0 | | 0-4-0 | | NON-CONFERENCE | | 0-0-0 | | 1-1-0 | | 13-9-0 | | | | | | | |
| 5-3-0 | | 0-0-0 | | 0-1-0 | | HOME | | 0-0-0 | | 0-1-0 | | 5-1-0 | | | | | | | |
| 6-8-0 | | 0-0-0 | | 0-0- | | AWAY | | 0-0-0 | | 0-0-0 | | 6-5-0 | | | | | | | |
| 3-3-0 | | 0-0-0 | | 0-0-0 | | NEUTRAL | | 0-0-0 | | 1-0-0 | | 2-3-0 | | | | | | | |
| 4-8-0 | | 0-0-0 | | 0-0-0 | | CONFERENCE | | 2-4-0 | | 2-1-0 | | 0-3-0 | | | | | | | |
| 2-4-0 | | 0-0-0 | | 0-0-0 | | HOME | | 0-3-0 | | 2-1-0 | | 0-0-0 | | | | | | | |
| 2-4-0 | | 0-0-0 | | 0-0-0 | | AWAY | | 2-1-0 | | 0-0-0 | | 0-3-0 | | | | | | | |
| 0-0-0 | | 0-0-0 | | 0-0-0 | | NEUTRAL | | 0-0-0 | | 0-0-0 | | 0-0-0 | | | | | | | |
| RPI | S | Opponent | | Score | | RPI | S | Opponent | | Score | | RPI | S | Opponent | | Score | | | |
| | | | | 30 | H | Bryant | 0 | 3 | 71 | H | William & Mary | 2 | 3 | 101 | N | Central Mich. | 7 | 5 | |
| | | | | 38 | A | Texas A&M | 0 | 1 | 71 | H | William & Mary | 3 | 5 | 119 | H | UConn | 0 | 2 | |
| | | | | 38 | A | Texas A&M | 2 | 10 | 71 | H | William & Mary | 6 | 8 | 125 | H | Towson | 1 | 3 | |
| | | | | 38 | A | Texas A&M | 2 | 11 | 73 | A | Col. of Charleston | 4 | 3 | 125 | H | Towson | 7 | 4 | |
| | | | | | | | | | 73 | A | Col. of Charleston | 0 | 3 | 125 | H | Towson | 3 | 2 | |
| | | | | | | | | | 73 | A | Col. of Charleston | 5 | 3 | 151 | H | Boston College | 4 | 3 | |
| | | | | | | | | | | | | | | 151 | H | Boston College | 7 | 0 | |
| | | | | | | | | | | | | | | 155 | A | Delaware | 0 | 1 | |
| | | | | | | | | | | | | | | 155 | A | Delaware | 7 | 8 | |
| | | | | | | | | | | | | | | 155 | A | Delaware | 2 | 12 | |
| | | | | | | | | | | | | | | 177 | H | Fairfield | 2 | 3 | |
| | | | | | | | | | | | | | | 180 | A | Houston Baptist | 5 | 8 | |
| | | | | | | | | | | | | | | 180 | A | Houston Baptist | 0 | 7 | |
| | | | | | | | | | | | | | | 180 | A | Houston Baptist | 7 | 4 | |
| | | | | | | | | | | | | | | 203 | A | Notre Dame | 6 | 2 | |
| | | | | | | | | | | | | | | 203 | A | Notre Dame | 4 | 0 | |
| | | | | | | | | | | | | | | 203 | A | Notre Dame | 4 | 8 | |
| | | | | | | | | | | | | | | 217 | N | Western Mich. | 1 | 2 | |
| | | | | | | | | | | | | | | 236 | N | Presbyterian | 12 | 11 | |
| | | | | | | | | | | | | | | 236 | N | Presbyterian | 3 | 4 | |
| | | | | | | | | | | | | | | 239 | A | Villanova | 4 | 1 | |
| | | | | | | | | | | | | | | 239 | A | Villanova | 5 | 2 | |
| | | | | | | | | | | | | | | 239 | A | Villanova | 3 | 8 | |
| | | | | | | | | | | | | | | 240 | N | Maine | 5 | 6 | |
| | | | | | | | | | | | | | | 257 | A | Rhode Island | 6 | 0 | |
| | | | | | | | | | | | | | | 265 | N | St. Bonaventure | 7 | 2 | |
| | | | | | | | | | | | | | | 270 | A | Massachusetts | 3 | 5 | |
| LAST 15 GAMES | | | | | | | | | | | | | | | | | | | |
| | | | | 203 | A | Notre Dame | 4 | 0 | 125 | H | Towson | 3 | 2 | 239 | A | Villanova | 3 | 8 | |
| | | | | 203 | A | Notre Dame | 6 | 2 | 125 | H | Towson | 1 | 3 | 240 | N | Maine | 5 | 6 | |
| | | | | 203 | A | Notre Dame | 4 | 8 | 125 | H | Towson | 7 | 4 | 257 | A | Rhode Island | 6 | 0 | |
| | | | | 151 | H | Boston College | 4 | 3 | | | | | | 265 | N | St. Bonaventure | 7 | 2 | |
| | | | | 71 | H | William & Mary | 6 | 8 | | | | | | 270 | A | Massachusetts | 3 | 5 | |

Non-Div. I Games:

Northeastern

| | | |
|---------------------|---|---|
| 71 H William & Mary | 2 | 3 |
| 71 H William & Mary | 3 | 5 |

| RPI | S | Opponent | Score | |
|-----|---|----------|-------|---|
| 277 | H | Niagara | 7 | 0 |
| 277 | H | Niagara | 6 | 2 |
| 277 | H | Niagara | 2 | 1 |

N
o
r
t
h
e
a
s
t
e
r
n

N
o
r
t
h
e
a
s
t
e
r
n

Northeastern

O
m
a
h
a

Omaha

| | | | | |
|-----|---|---------|----|---|
| 145 | A | Bradley | 11 | 6 |
| 145 | A | Bradley | 7 | 0 |

| RPI | S | Opponent | Score | |
|-----|---|-----------------|-------|----|
| 265 | N | St. Bonaventure | 6 | 2 |
| 272 | N | Milwaukee | 4 | 5 |
| 279 | H | IPFW | 6 | 10 |
| 279 | H | IPFW | 3 | 4 |
| 293 | N | Chicago St. | 13 | 10 |
| 293 | N | Chicago St. | 1 | 2 |

Omaha

O
m
a
h
a

O
m
a
h
a

| Average RPI Win: 177 | | WON-LOST | WINNING | LAST 15 | STRENGTH OF | | OPP. STRENGTH | TEAM | ADJ | | CONF. | ADJ CONF. |
|-----------------------|----------------|----------|---------------|---------------|----------------|-------|--------------------|-------|-------------|-----------------|----------|-----------|
| Average RPI Loss: 122 | | RECORD | PCT. RANK | GAMES | SCHEDULE | | OF SCHEDULE | RPI | RPI | | RPI | RPI |
| DIV. I ONLY | | 18-28-0 | .3913 | 224 | 6-9-0 | | 100 | 153 | 200 | | 17 | 16 |
| DIV. I NON-CONF. | | 11-17-0 | .39286 | 211 | 1-3-0 | | 66 | 113 | 203 | | 14 | 14 |
| TOTALS | | RPI 1-25 | RPI 26-50 | | W-L RECORDS | | RPI 51-100 | | RPI 101-150 | | RPI 150+ | |
| 18-28-0 | | 1-7-0 | 0-0-0 | | OVERALL | | 0-6-0 | | 3-3-0 | | 14-12-0 | |
| 15-12-0 | | 1-3-0 | 0-0-0 | | HOME | | 0-2-0 | | 3-2-0 | | 11-5-0 | |
| 3-16-0 | | 0-4-0 | 0-0-0 | | AWAY | | 0-4-0 | | 0-0-0 | | 3-7-0 | |
| 0-0-0 | | 0-0-0 | 0-0-0 | | NEUTRAL | | 0-0-0 | | 0-0-0 | | 0-0-0 | |
| 11-17-0 | | 1-7-0 | 0-0-0 | | NON-CONFERENCE | | 0-3-0 | | 2-1-0 | | 8-6-0 | |
| 11-10-0 | | 1-3-0 | 0-0-0 | | HOME | | 0-2-0 | | 2-0-0 | | 8-5-0 | |
| 0-7-0 | | 0-4-0 | 0-0- | | AWAY | | 0-1-0 | | 0-1-0 | | 0-1-0 | |
| 0-0-0 | | 0-0-0 | 0-0-0 | | NEUTRAL | | 0-0-0 | | 0-0-0 | | 0-0-0 | |
| 7-11-0 | | 0-0-0 | 0-0-0 | | CONFERENCE | | 0-3-0 | | 1-2-0 | | 6-6-0 | |
| 4-2-0 | | 0-0-0 | 0-0-0 | | HOME | | 0-0-0 | | 1-2-0 | | 3-0-0 | |
| 3-9-0 | | 0-0-0 | 0-0-0 | | AWAY | | 0-3-0 | | 0-0-0 | | 3-6-0 | |
| 0-0-0 | | 0-0-0 | 0-0-0 | | NEUTRAL | | 0-0-0 | | 0-0-0 | | 0-0-0 | |
| RPI S | Opponent | Score | RPI S | Opponent | Score | RPI S | Opponent | Score | RPI S | Opponent | Score | |
| 4 H | Ole Miss | 1 11 | | | | 66 A | FIU | 2 5 | 105 H | FGCU | 18 9 | |
| 4 H | Ole Miss | 2 8 | | | | 68 H | North Carolina St. | 1 6 | 105 H | FGCU | 3 4 | |
| 4 H | Ole Miss | 0 7 | | | | 93 A | Kennesaw St. | 8 9 | 105 H | FGCU | 2 8 | |
| 5 A | Florida St. | 0 4 | | | | 93 A | Kennesaw St. | 3 6 | 142 A | South Fla. | 3 10 | |
| 5 A | Florida St. | 3 13 | | | | 93 A | Kennesaw St. | 0 5 | 142 H | South Fla. | 2 1 | |
| 6 A | South Carolina | 2 4 | | | | 94 H | Iowa | 1 5 | 142 H | South Fla. | 6 3 | |
| 6 A | South Carolina | 1 7 | | | | | | | 151 H | Boston College | 5 3 | |
| 18 H | Miami (FL) | 7 3 | | | | | | | 151 H | Boston College | 3 1 | |
| | | | | | | | | | 151 H | Boston College | 0 8 | |
| | | | | | | | | | 159 H | Lipscomb | 8 2 | |
| | | | | | | | | | 159 H | Lipscomb | 10 3 | |
| | | | | | | | | | 159 H | Lipscomb | 3 2 | |
| | | | | | | | | | 182 A | North Florida | 14 9 | |
| | | | | | | | | | 182 A | North Florida | 4 10 | |
| | | | | | | | | | 182 A | North Florida | 4 11 | |
| | | | | | | | | | 184 H | Furman | 1 3 | |
| | | | | | | | | | 194 A | East Tenn. St. | 4 7 | |
| | | | | | | | | | 194 A | East Tenn. St. | 5 3 | |
| | | | | | | | | | 194 A | East Tenn. St. | 3 4 | |
| | | | | | | | | | 216 H | Florida A&M | 6 3 | |
| | | | | | | | | | 232 H | Siena | 10 7 | |
| | | | | | | | | | 232 H | Siena | 5 4 | |
| | | | | | | | | | 232 H | Siena | 11 1 | |
| | | | | | | | | | 235 H | Yale | 2 10 | |
| | | | | | | | | | 235 H | Yale | 11 1 | |
| | | | | | | | | | 235 H | Yale | 4 15 | |
| | | | | | | | | | 237 A | Bethune-Cookman | 1 4 | |
| | | | LAST 15 GAMES | | | | | | | | | |
| | | | 182 A | North Florida | 4 10 | 159 H | Lipscomb | 3 2 | | | | |
| | | | 182 A | North Florida | 14 9 | 142 A | South Fla. | 3 10 | | | | |
| | | | 182 A | North Florida | 4 11 | 93 A | Kennesaw St. | 8 9 | | | | |
| | | | 5 A | Florida St. | 3 13 | | | | | | | |
| | | | 5 A | Florida St. | 0 4 | | | | | | | |

Non-Div. I Games:

Stetson

| | | | | |
|-----|---|----------|----|---|
| 159 | H | Lipscomb | 10 | 3 |
| 159 | H | Lipscomb | 8 | 2 |

| RPI | S | Opponent | Score | |
|-----|---|-----------------|-------|----|
| 237 | H | Bethune-Cookman | 2 | 1 |
| 240 | H | Maine | 3 | 6 |
| 242 | A | Northern Ky. | 6 | 2 |
| 242 | A | Northern Ky. | 0 | 8 |
| 242 | A | Northern Ky. | 8 | 16 |

Stetson

S
t
e
t
s
o
n

S
t
e
t
s
o
n

| Average RPI Win: | 204 | WON-LOST | WINNING | LAST 15 | STRENGTH OF | OPP. STRENGTH | TEAM | ADJ | CONF. | ADJ CONF. | |
|-------------------|----------|-----------|-----------|----------------|-------------|-----------------------|-------|-------------|-------|------------------------|-------|
| Average RPI Loss: | 131 | RECORD | PCT. RANK | GAMES | SCHEDULE | OF SCHEDULE | RPI | RPI | RPI | RPI | |
| DIV. I ONLY | 15-25-0 | .375 | 236 | 3-12-0 | 63 | 292 | 201 | .47435 | 201 | 18 | 18 |
| DIV. I NON-CONF. | 14-14-0 | .5 | 142 | 2-1-0 | 152 | 295 | 167 | .49181 | 167 | 20 | 20 |
| <hr/> | | | | | | | | | | | |
| TOTALS | RPI 1-25 | RPI 26-50 | | W-L RECORDS | | RPI 51-100 | | RPI 101-150 | | RPI 150+ | |
| 15-25-0 | 0-0-0 | 0-0-0 | | OVERALL | | 2-4-0 | | 5-14-0 | | 8-7-0 | |
| 8-6-0 | 0-0-0 | 0-0-0 | | HOME | | 0-0-0 | | 5-6-0 | | 3-0-0 | |
| 3-13-0 | 0-0-0 | 0-0-0 | | AWAY | | 0-1-0 | | 0-7-0 | | 3-5-0 | |
| 4-6-0 | 0-0-0 | 0-0-0 | | NEUTRAL | | 2-3-0 | | 0-1-0 | | 2-2-0 | |
| 14-14-0 | 0-0-0 | 0-0-0 | | NON-CONFERENCE | | 2-4-0 | | 4-3-0 | | 8-7-0 | |
| 7-1-0 | 0-0-0 | 0-0-0 | | HOME | | 0-0-0 | | 4-1-0 | | 3-0-0 | |
| 3-7-0 | 0-0-0 | 0-0- | | AWAY | | 0-1-0 | | 0-1-0 | | 3-5-0 | |
| 4-6-0 | 0-0-0 | 0-0-0 | | NEUTRAL | | 2-3-0 | | 0-1-0 | | 2-2-0 | |
| 1-11-0 | 0-0-0 | 0-0-0 | | CONFERENCE | | 0-0-0 | | 1-11-0 | | 0-0-0 | |
| 1-5-0 | 0-0-0 | 0-0-0 | | HOME | | 0-0-0 | | 1-5-0 | | 0-0-0 | |
| 0-6-0 | 0-0-0 | 0-0-0 | | AWAY | | 0-0-0 | | 0-6-0 | | 0-0-0 | |
| 0-0-0 | 0-0-0 | 0-0-0 | | NEUTRAL | | 0-0-0 | | 0-0-0 | | 0-0-0 | |
| RPI | S | Opponent | Score | RPI | S | Opponent | Score | RPI | S | Opponent | Score |
| | | | | | | 75 N Saint Joseph's | 2 3 | | | 104 H Xavier | 2 8 |
| | | | | | | 75 N Saint Joseph's | 0 15 | | | 104 H Xavier | 6 11 |
| | | | | | | 75 N Saint Joseph's | 5 4 | | | 104 H Xavier | 6 15 |
| | | | | | | 81 A Wake Forest | 2 3 | | | 107 H Seton Hall | 3 9 |
| | | | | | | 94 N Iowa | 10 1 | | | 107 H Seton Hall | 4 3 |
| | | | | | | 94 N Iowa | 1 13 | | | 107 H Seton Hall | 4 5 |
| | | | | | | | | | | 115 A St. John's (NY) | 4 12 |
| | | | | | | | | | | 115 A St. John's (NY) | 6 7 |
| | | | | | | | | | | 115 A St. John's (NY) | 5 15 |
| | | | | | | | | | | 118 A Creighton | 0 2 |
| | | | | | | | | | | 118 A Creighton | 5 16 |
| | | | | | | | | | | 118 A Creighton | 4 13 |
| | | | | | | | | | | 125 A Towson | 4 8 |
| | | | | | | | | | | 125 H Towson | 6 2 |
| | | | | | | | | | | 125 H Towson | 2 10 |
| | | | | | | | | | | 125 N Towson | 1 9 |
| | | | | | | | | | | 150 H Hartford | 4 3 |
| | | | | | | | | | | 150 H Hartford | 6 3 |
| | | | | | | | | | | 150 H Hartford | 11 10 |
| | | | | | | | | | | 154 A UNC Greensboro | 1 7 |
| | | | | | | | | | | 154 A UNC Greensboro | 3 14 |
| | | | | | | | | | | 154 A UNC Greensboro | 9 10 |
| | | | | | | | | | | 174 A George Mason | 5 6 |
| | | | | | | | | | | 188 N Marshall | 1 5 |
| | | | | | | | | | | 217 N Western Mich. | 4 6 |
| | | | | | | | | | | 230 N South Dakota St. | 9 4 |
| | | | | | | | | | | 230 N South Dakota St. | 7 4 |
| | | | | LAST 15 GAMES | | | | | | | |
| | | | | | | 115 A St. John's (NY) | 5 15 | | | 107 H Seton Hall | 4 5 |
| | | | | | | 115 A St. John's (NY) | 4 12 | | | 118 A Creighton | 5 16 |
| | | | | | | 115 A St. John's (NY) | 6 7 | | | 118 A Creighton | 4 13 |
| | | | | | | 285 H UMES | 7 2 | | | 230 N South Dakota St. | 9 4 |
| | | | | | | 285 H UMES | 7 3 | | | 230 N South Dakota St. | 7 4 |

Non-Div. I Games:

Georgetown

| | | |
|------------------|---|---|
| 107 H Seton Hall | 3 | 9 |
| 107 H Seton Hall | 4 | 3 |

| RPI | S | Opponent | Score | |
|-----|---|-------------------|-------|---|
| 285 | H | UMES | 7 | 3 |
| 285 | H | UMES | 7 | 2 |
| 287 | A | George Washington | 6 | 2 |
| 287 | H | George Washington | 7 | 6 |
| 300 | A | Grambling | 6 | 1 |
| 300 | A | Grambling | 2 | 8 |
| 300 | A | Grambling | 5 | 3 |

Georgetown

G
e
o
r
g
e
t
o
w
n

G
e
o
r
g
e
t
o
w
n

| Average RPI Win: 168 | | WON-LOST | WINNING | LAST 15 | STRENGTH OF | | OPP. STRENGTH | TEAM | ADJ | | CONF. | ADJ CONF. |
|-----------------------|------------|----------|-----------|----------------|----------------|-------|------------------|-------|-------------|------------------|----------|-----------|
| Average RPI Loss: 108 | | RECORD | PCT. RANK | GAMES | SCHEDULE | | OF SCHEDULE | RPI | RPI | | RPI | RPI |
| DIV. I ONLY | | 14-28-0 | .33333 | 255 | 8-6-0 | | 110 | 160 | 202 | | .47402 | 202 |
| DIV. I NON-CONF. | | 9-12-0 | .42857 | 192 | 5-1-0 | | 267 | 258 | 230 | | .46471 | 228 |
| TOTALS | | RPI 1-25 | RPI 26-50 | | W-L RECORDS | | RPI 51-100 | | RPI 101-150 | | RPI 150+ | |
| 14-28-0 | | 1-0-0 | 4-5-0 | | OVERALL | | 1-11-0 | | 0-5-0 | | 8-7-0 | |
| 8-4-0 | | 0-0-0 | 4-2-0 | | HOME | | 1-2-0 | | 0-0-0 | | 3-0-0 | |
| 3-22-0 | | 0-0-0 | 0-3-0 | | AWAY | | 0-9-0 | | 0-4-0 | | 3-6-0 | |
| 3-2-0 | | 1-0-0 | 0-0-0 | | NEUTRAL | | 0-0-0 | | 0-1-0 | | 2-1-0 | |
| 9-12-0 | | 1-0-0 | 0-0-0 | | NON-CONFERENCE | | 0-3-0 | | 0-2-0 | | 8-7-0 | |
| 3-0-0 | | 0-0-0 | 0-0-0 | | HOME | | 0-0-0 | | 0-0-0 | | 3-0-0 | |
| 3-10-0 | | 0-0-0 | 0-0- | | AWAY | | 0-3-0 | | 0-1-0 | | 3-6-0 | |
| 3-2-0 | | 1-0-0 | 0-0-0 | | NEUTRAL | | 0-0-0 | | 0-1-0 | | 2-1-0 | |
| 5-16-0 | | 0-0-0 | 4-5-0 | | CONFERENCE | | 1-8-0 | | 0-3-0 | | 0-0-0 | |
| 5-4-0 | | 0-0-0 | 4-2-0 | | HOME | | 1-2-0 | | 0-0-0 | | 0-0-0 | |
| 0-12-0 | | 0-0-0 | 0-3-0 | | AWAY | | 0-6-0 | | 0-3-0 | | 0-0-0 | |
| 0-0-0 | | 0-0-0 | 0-0-0 | | NEUTRAL | | 0-0-0 | | 0-0-0 | | 0-0-0 | |
| RPI S | Opponent | Score | RPI S | Opponent | Score | RPI S | Opponent | Score | RPI S | Opponent | Score | |
| 24 N | Washington | 14 9 | 26 A | UNLV | 1 12 | 56 A | San Diego St. | 3 4 | 120 A | Nevada | 1 7 | |
| | | | 26 A | UNLV | 1 6 | 56 A | San Diego St. | 3 9 | 120 A | Nevada | 2 5 | |
| | | | 26 A | UNLV | 3 13 | 56 A | San Diego St. | 1 5 | 120 A | Nevada | 1 5 | |
| | | | 26 H | UNLV | 14 4 | 69 A | Fresno St. | 1 6 | 121 A | Sacramento St. | 1 7 | |
| | | | 26 H | UNLV | 10 9 | 69 A | Fresno St. | 1 8 | 133 N | Michigan | 2 8 | |
| | | | 26 H | UNLV | 7 6 | 69 A | Fresno St. | 1 11 | 178 A | Arizona | 2 10 | |
| | | | 50 H | New Mexico | 3 5 | 69 H | Fresno St. | 5 7 | 178 A | Arizona | 2 14 | |
| | | | 50 H | New Mexico | 8 13 | 69 H | Fresno St. | 6 2 | 199 A | Omaha | 3 9 | |
| | | | 50 H | New Mexico | 5 0 | 69 H | Fresno St. | 8 10 | 199 A | Omaha | 1 3 | |
| | | | | | | 77 A | Texas St. | 0 6 | 199 A | Omaha | 3 7 | |
| | | | | | | 96 A | Kansas St. | 2 17 | 230 A | South Dakota St. | 4 2 | |
| | | | | | | 96 A | Kansas St. | 0 4 | 230 A | South Dakota St. | 1 2 | |
| | | | | | | | | | 230 A | South Dakota St. | 2 1 | |
| | | | | | | | | | 256 H | New Mexico St. | 9 6 | |
| | | | | | | | | | 261 N | Navy | 0 3 | |
| | | | | | | | | | 261 N | Navy | 2 0 | |
| | | | | | | | | | 261 N | Navy | 9 1 | |
| | | | | | | | | | 297 A | Northern Colo. | 13 5 | |
| | | | | | | | | | 297 H | Northern Colo. | 8 6 | |
| | | | | | | | | | 297 H | Northern Colo. | 11 10 | |
| LAST 15 GAMES | | | | | | | | | | | | |
| | | | 69 A | Fresno St. | 1 11 | 230 A | South Dakota St. | 4 2 | | | | |
| | | | 69 A | Fresno St. | 1 6 | 230 A | South Dakota St. | 1 2 | | | | |
| | | | 69 A | Fresno St. | 1 8 | 230 A | South Dakota St. | 2 1 | | | | |
| | | | 297 H | Northern Colo. | 11 10 | | | | | | | |
| | | | 26 H | UNLV | 7 6 | | | | | | | |

Non-Div. I Games: Adams St. 17 1

Air Force

| | | | | |
|----|---|------|----|---|
| 26 | H | UNLV | 14 | 4 |
| 26 | H | UNLV | 10 | 9 |

A
i
r
F
o
r
c
e

A
i
r
F
o
r
c
e

| Average RPI Win: | 184 | WON-LOST RECORD | WINNING PCT. RANK | LAST 15 GAMES | STRENGTH OF SCHEDULE | OPP. STRENGTH OF SCHEDULE | TEAM RPI | ADJ RPI | CONF. RPI | ADJ CONF. RPI | | |
|------------------|----------|-----------------|-------------------|----------------|----------------------|---------------------------|----------|-------------|-----------|--------------------|-------|---|
| DIV. I ONLY | | 16-26-0 | .38095 | 233 | 7-8-0 | 170 | 75 | 203 | .4736 | 203 | 3 | 3 |
| DIV. I NON-CONF. | | 12-9-0 | .57143 | 102 | 4-3-0 | 280 | 181 | 191 | .48165 | 191 | 4 | 4 |
| <hr/> | | | | | | | | | | | | |
| TOTALS | RPI 1-25 | RPI 26-50 | | W-L RECORDS | | RPI 51-100 | | RPI 101-150 | | RPI 150+ | | |
| 16-26-0 | 1-5-0 | 0-0-0 | | OVERALL | | 0-9-0 | | 3-7-0 | | 12-5-0 | | |
| 6-9-0 | 0-0-0 | 0-0-0 | | HOME | | 0-3-0 | | 1-3-0 | | 5-3-0 | | |
| 6-13-0 | 1-5-0 | 0-0-0 | | AWAY | | 0-6-0 | | 2-2-0 | | 3-0-0 | | |
| 4-4-0 | 0-0-0 | 0-0-0 | | NEUTRAL | | 0-0-0 | | 0-2-0 | | 4-2-0 | | |
| 12-9-0 | 0-0-0 | 0-0-0 | | NON-CONFERENCE | | 0-0-0 | | 2-5-0 | | 10-4-0 | | |
| 3-3-0 | 0-0-0 | 0-0-0 | | HOME | | 0-0-0 | | 0-1-0 | | 3-2-0 | | |
| 5-2-0 | 0-0-0 | 0-0- | | AWAY | | 0-0-0 | | 2-2-0 | | 3-0-0 | | |
| 4-4-0 | 0-0-0 | 0-0-0 | | NEUTRAL | | 0-0-0 | | 0-2-0 | | 4-2-0 | | |
| 4-17-0 | 1-5-0 | 0-0-0 | | CONFERENCE | | 0-9-0 | | 1-2-0 | | 2-1-0 | | |
| 3-6-0 | 0-0-0 | 0-0-0 | | HOME | | 0-3-0 | | 1-2-0 | | 2-1-0 | | |
| 1-11-0 | 1-5-0 | 0-0-0 | | AWAY | | 0-6-0 | | 0-0-0 | | 0-0-0 | | |
| 0-0-0 | 0-0-0 | 0-0-0 | | NEUTRAL | | 0-0-0 | | 0-0-0 | | 0-0-0 | | |
| RPI | S | Opponent | Score | RPI | S | Opponent | Score | RPI | S | Opponent | Score | |
| 5 | A | Florida St. | 7 8 | | | | | 61 | A | Duke | 1 4 | |
| 5 | A | Florida St. | 2 11 | | | | | 61 | A | Duke | 0 1 | |
| 5 | A | Florida St. | 3 4 | | | | | 61 | A | Duke | 3 4 | |
| 18 | A | Miami (FL) | 2 3 | | | | | 68 | A | North Carolina St. | 0 7 | |
| 18 | A | Miami (FL) | 7 4 | | | | | 68 | A | North Carolina St. | 0 1 | |
| 18 | A | Miami (FL) | 3 6 | | | | | 68 | A | North Carolina St. | 3 5 | |
| | | | | | | | | 81 | H | Wake Forest | 0 1 | |
| | | | | | | | | 81 | H | Wake Forest | 5 7 | |
| | | | | | | | | 81 | H | Wake Forest | 2 10 | |
| | | | | | | | | | | | | |
| | | | | | | | | | | | | |
| | | | | | | | | | | | | |
| | | | | | | | | | | | | |
| | | | | | | | | | | | | |
| | | | | | | | | | | | | |
| | | | | | | | | | | | | |
| | | | | | | | | | | | | |
| | | | | | | | | | | | | |
| | | | | | | | | | | | | |
| | | | | | | | | | | | | |
| | | | | | | | | | | | | |
| | | | | | | | | | | | | |
| | | | | | | | | | | | | |
| | | | | | | | | | | | | |
| | | | | | | | | | | | | |
| | | | | | | | | | | | | |
| | | | | | | | | | | | | |
| | | | | | | | | | | | | |
| | | | | | | | | | | | | |
| | | | | | | | | | | | | |
| | | | | | | | | | | | | |
| | | | | | | | | | | | | |
| | | | | | | | | | | | | |
| | | | | | | | | | | | | |
| | | | | | | | | | | | | |
| | | | | | | | | | | | | |
| | | | | | | | | | | | | |
| | | | | | | | | | | | | |
| | | | | | | | | | | | | |
| | | | | | | | | | | | | |
| | | | | | | | | | | | | |
| | | | | | | | | | | | | |
| | | | | | | | | | | | | |
| | | | | | | | | | | | | |
| | | | | | | | | | | | | |
| | | | | | | | | | | | | |
| | | | | | | | | | | | | |
| | | | | | | | | | | | | |
| | | | | | | | | | | | | |
| | | | | | | | | | | | | |
| | | | | | | | | | | | | |
| | | | | | | | | | | | | |
| | | | | | | | | | | | | |
| | | | | | | | | | | | | |
| | | | | | | | | | | | | |
| | | | | | | | | | | | | |
| | | | | | | | | | | | | |
| | | | | | | | | | | | | |
| | | | | | | | | | | | | |
| | | | | | | | | | | | | |
| | | | | | | | | | | | | |
| | | | | | | | | | | | | |
| | | | | | | | | | | | | |
| | | | | | | | | | | | | |
| | | | | | | | | | | | | |
| | | | | | | | | | | | | |
| | | | | | | | | | | | | |
| | | | | | | | | | | | | |
| | | | | | | | | | | | | |
| | | | | | | | | | | | | |
| | | | | | | | | | | | | |
| | | | | | | | | | | | | |
| | | | | | | | | | | | | |
| | | | | | | | | | | | | |
| | | | | | | | | | | | | |
| | | | | | | | | | | | | |
| | | | | | | | | | | | | |

Non-Div. I Games: Robert Morris-Chi. 3 0

Notre Dame

| | | |
|-----------------|---|---|
| 18 A Miami (FL) | 7 | 4 |
| 18 A Miami (FL) | 2 | 3 |

N
o
t
r
e
D
a
m
e

N
o
t
r
e
D
a
m
e

| Average RPI Win: 152 | | WON-LOST | WINNING | LAST 15 | STRENGTH OF | OPP. STRENGTH | TEAM | ADJ | CONF. | ADJ CONF. | | | | | | | | |
|-----------------------|---|----------|-----------|-----------|-------------|----------------|------|------------|--------|-------------|---|----------|---|-------------|--|-------|----------------|------|
| Average RPI Loss: 118 | | RECORD | PCT. RANK | GAMES | SCHEDULE | OF SCHEDULE | RPI | RPI | RPI | RPI | | | | | | | | |
| DIV. I ONLY | | 16-25-0 | .39024 | 226 | 6-9-0 | 147 | 105 | 204 | .47161 | 204 | 8 | 8 | | | | | | |
| DIV. I NON-CONF. | | 12-11-0 | .52174 | 132 | 3-0-0 | 177 | 166 | 158 | .49698 | 158 | 9 | 9 | | | | | | |
| <hr/> | | | | | | | | | | | | | | | | | | |
| TOTALS | | RPI 1-25 | | RPI 26-50 | | W-L RECORDS | | RPI 51-100 | | RPI 101-150 | | RPI 150+ | | | | | | |
| 16-25-0 | | 1-4-0 | | 0-3-0 | | OVERALL | | 3-4-0 | | 6-8-0 | | 6-6-0 | | | | | | |
| 10-8-0 | | 1-2-0 | | 0-0-0 | | HOME | | 1-0-0 | | 4-4-0 | | 4-2-0 | | | | | | |
| 4-12-0 | | 0-2-0 | | 0-3-0 | | AWAY | | 1-3-0 | | 1-2-0 | | 2-2-0 | | | | | | |
| 2-5-0 | | 0-0-0 | | 0-0-0 | | NEUTRAL | | 1-1-0 | | 1-2-0 | | 0-2-0 | | | | | | |
| 12-11-0 | | 0-2-0 | | 0-0-0 | | NON-CONFERENCE | | 3-1-0 | | 4-4-0 | | 5-4-0 | | | | | | |
| 7-2-0 | | 0-0-0 | | 0-0-0 | | HOME | | 1-0-0 | | 2-0-0 | | 4-2-0 | | | | | | |
| 3-4-0 | | 0-2-0 | | 0-0- | | AWAY | | 1-0-0 | | 1-2-0 | | 1-0-0 | | | | | | |
| 2-5-0 | | 0-0-0 | | 0-0-0 | | NEUTRAL | | 1-1-0 | | 1-2-0 | | 0-2-0 | | | | | | |
| 4-14-0 | | 1-2-0 | | 0-3-0 | | CONFERENCE | | 0-3-0 | | 2-4-0 | | 1-2-0 | | | | | | |
| 3-6-0 | | 1-2-0 | | 0-0-0 | | HOME | | 0-0-0 | | 2-4-0 | | 0-0-0 | | | | | | |
| 1-8-0 | | 0-0-0 | | 0-3-0 | | AWAY | | 0-3-0 | | 0-0-0 | | 1-2-0 | | | | | | |
| 0-0-0 | | 0-0-0 | | 0-0-0 | | NEUTRAL | | 0-0-0 | | 0-0-0 | | 0-0-0 | | | | | | |
| RPI | S | Opponent | | Score | | RPI | S | Opponent | | Score | | RPI | S | Opponent | | Score | | |
| 9 | H | Houston | | 4 11 | | 45 | A | UCF | | 1 7 | | 81 | A | Wake Forest | | 5 0 | | |
| 9 | H | Houston | | 3 0 | | 45 | A | UCF | | 1 5 | | 86 | H | Wright St. | | 12 3 | | |
| 9 | H | Houston | | 1 15 | | 45 | A | UCF | | 4 7 | | 86 | N | Wright St. | | 8 7 | | |
| 16 | A | Kentucky | | 4 11 | | | | | | | | 90 | A | Rutgers | | 1 4 | | |
| 16 | A | Kentucky | | 0 7 | | | | | | | | 90 | A | Rutgers | | 4 5 | | |
| | | | | | | | | | | | | 90 | A | Rutgers | | 1 3 | | |
| | | | | | | | | | | | | 98 | N | Radford | | 5 6 | | |
| | | | | | | | | | | | | | | 104 | | H | Xavier | 2 0 |
| | | | | | | | | | | | | | | 108 | | N | Missouri | 11 5 |
| | | | | | | | | | | | | | | 111 | | N | Elon | 5 6 |
| | | | | | | | | | | | | | | 111 | | N | Elon | 1 3 |
| | | | | | | | | | | | | | | 119 | | H | UConn | 3 14 |
| | | | | | | | | | | | | | | 119 | | H | UConn | 2 7 |
| | | | | | | | | | | | | | | 119 | | H | UConn | 3 1 |
| | | | | | | | | | | | | | | 135 | | A | Miami (OH) | 7 4 |
| | | | | | | | | | | | | | | 135 | | H | Miami (OH) | 8 7 |
| | | | | | | | | | | | | | | 137 | | A | Virginia Tech | 1 4 |
| | | | | | | | | | | | | | | 137 | | A | Virginia Tech | 6 9 |
| | | | | | | | | | | | | | | 142 | | H | South Fla. | 3 2 |
| | | | | | | | | | | | | | | 142 | | H | South Fla. | 1 2 |
| | | | | | | | | | | | | | | 142 | | H | South Fla. | 6 7 |
| | | | | | | | | | | | | | | 193 | | H | Akron | 4 2 |
| | | | | | | | | | | | | | | 193 | | H | Akron | 0 8 |
| | | | | | | | | | | | | | | 193 | | H | Akron | 8 5 |
| | | | | | | | | | | | | | | 218 | | N | UMass Lowell | 2 6 |
| | | | | | | | | | | | | | | 218 | | N | UMass Lowell | 0 1 |
| | | | | | | | | | | | | | | 222 | | A | Dayton | 18 5 |
| | | | | | | | | | | | | | | 241 | | A | Temple | 11 5 |
| | | | | | | | | | | | | | | 241 | | A | Temple | 2 7 |
| | | | | | | | | | | | | | | 241 | | A | Temple | 5 7 |
| | | | | | | | | | | | | | | 271 | | H | Eastern Mich. | 4 5 |
| | | | | | | | | | | | | | | 292 | | H | Youngstown St. | 12 9 |
| | | | | | | | | | | | | | | 292 | | H | Youngstown St. | 1 0 |
| <hr/> | | | | | | | | | | | | | | | | | | |
| LAST 15 GAMES | | | | | | | | | | | | | | | | | | |
| | | | | | | 9 | H | Houston | | 1 15 | | 119 | H | UConn | | 3 14 | | |
| | | | | | | 9 | H | Houston | | 3 0 | | 119 | H | UConn | | 2 7 | | |
| | | | | | | 9 | H | Houston | | 4 11 | | 119 | H | UConn | | 3 1 | | |
| | | | | | | 90 | A | Rutgers | | 1 4 | | | | | | | | |
| | | | | | | 90 | A | Rutgers | | 1 3 | | | | | | | | |

Non-Div. I Games:

Cincinnati

| | | | | |
|-----|---|---------|---|---|
| 90 | A | Rutgers | 4 | 5 |
| 104 | H | Xavier | 2 | 0 |

Cincinnati

Cincinnati

| Average RPI Win: 158 | | WON-LOST | WINNING | LAST 15 | STRENGTH OF | | OPP. STRENGTH | TEAM | ADJ | | CONF. | ADJ CONF. | | | |
|-----------------------|-------------|----------|-----------|---------|----------------|-------|---------------|-------|-------------------|-------|----------|-----------|------------------|-------|----|
| Average RPI Loss: 121 | | RECORD | PCT. RANK | GAMES | SCHEDULE | | OF SCHEDULE | RPI | RPI | | RPI | RPI | | | |
| DIV. I ONLY | | 18-24-1 | .43023 | 197 | 8-6-1 | | 165 | 109 | 205 | | .47123 | 205 | | | |
| DIV. I NON-CONF. | | 10-12-0 | .45455 | 181 | 2-1-0 | | 16 | 43 | 102 | | .51944 | 102 | | | |
| TOTALS | | RPI 1-25 | RPI 26-50 | | W-L RECORDS | | RPI 51-100 | | RPI 101-150 | | RPI 150+ | | | | |
| 18-24-1 | | 2-4-0 | 0-0-0 | | OVERALL | | 3-7-0 | | 3-2-0 | | 10-11-1 | | | | |
| 13-14-0 | | 2-3-0 | 0-0-0 | | HOME | | 3-3-0 | | 3-1-0 | | 5-7-0 | | | | |
| 5-10-1 | | 0-1-0 | 0-0-0 | | AWAY | | 0-4-0 | | 0-1-0 | | 5-4-1 | | | | |
| 0-0-0 | | 0-0-0 | 0-0-0 | | NEUTRAL | | 0-0-0 | | 0-0-0 | | 0-0-0 | | | | |
| 10-12-0 | | 2-4-0 | 0-0-0 | | NON-CONFERENCE | | 3-4-0 | | 3-2-0 | | 2-2-0 | | | | |
| 9-6-0 | | 2-3-0 | 0-0-0 | | HOME | | 3-0-0 | | 3-1-0 | | 1-2-0 | | | | |
| 1-6-0 | | 0-1-0 | 0-0- | | AWAY | | 0-4-0 | | 0-1-0 | | 1-0-0 | | | | |
| 0-0-0 | | 0-0-0 | 0-0-0 | | NEUTRAL | | 0-0-0 | | 0-0-0 | | 0-0-0 | | | | |
| 8-12-1 | | 0-0-0 | 0-0-0 | | CONFERENCE | | 0-3-0 | | 0-0-0 | | 8-9-1 | | | | |
| 4-8-0 | | 0-0-0 | 0-0-0 | | HOME | | 0-3-0 | | 0-0-0 | | 4-5-0 | | | | |
| 4-4-1 | | 0-0-0 | 0-0-0 | | AWAY | | 0-0-0 | | 0-0-0 | | 4-4-1 | | | | |
| 0-0-0 | | 0-0-0 | 0-0-0 | | NEUTRAL | | 0-0-0 | | 0-0-0 | | 0-0-0 | | | | |
| RPI S | Opponent | Score | | RPI S | Opponent | Score | | RPI S | Opponent | Score | | RPI S | Opponent | Score | |
| 8 A | Vanderbilt | 1 | 2 | | | | | 51 H | Evansville | 12 | 7 | 103 A | Middle Tenn. | 0 | 4 |
| 8 H | Vanderbilt | 4 | 8 | | | | | 79 A | Memphis | 1 | 2 | 117 H | Bowling Green | 2 | 1 |
| 19 H | Indiana St. | 2 | 4 | | | | | 79 H | Memphis | 12 | 5 | 117 H | Bowling Green | 3 | 8 |
| 21 H | Mercer | 4 | 9 | | | | | 80 H | Southeast Mo. St. | 3 | 6 | 117 H | Bowling Green | 3 | 1 |
| 21 H | Mercer | 4 | 3 | | | | | 80 H | Southeast Mo. St. | 1 | 11 | 135 H | Miami (OH) | 9 | 8 |
| 21 H | Mercer | 6 | 5 | | | | | 80 H | Southeast Mo. St. | 0 | 7 | 159 A | Lipscomb | 2 | 1 |
| | | | | | | | | 88 H | Western Ky. | 7 | 3 | 159 H | Lipscomb | 13 | 3 |
| | | | | | | | | 89 A | Oklahoma | 3 | 4 | 160 H | Eastern Ky. | 1 | 3 |
| | | | | | | | | 89 A | Oklahoma | 5 | 6 | 160 H | Eastern Ky. | 2 | 10 |
| | | | | | | | | 89 A | Oklahoma | 1 | 10 | 160 H | Eastern Ky. | 6 | 12 |
| | | | | | | | | | | | | 165 A | Eastern Ill. | 5 | 7 |
| | | | | | | | | | | | | 165 A | Eastern Ill. | 5 | 5 |
| | | | | | | | | | | | | 165 A | Eastern Ill. | 2 | 10 |
| | | | | | | | | | | | | 170 H | Southern Ill. | 6 | 7 |
| | | | | | | | | | | | | 183 A | Morehead St. | 3 | 2 |
| | | | | | | | | | | | | 183 A | Morehead St. | 2 | 12 |
| | | | | | | | | | | | | 183 A | Morehead St. | 8 | 6 |
| | | | | | | | | | | | | 213 H | Austin Peay | 0 | 3 |
| | | | | | | | | | | | | 213 H | Austin Peay | 4 | 2 |
| | | | | | | | | | | | | 213 H | Austin Peay | 2 | 3 |
| | | | | | | | | | | | | 221 A | SIU Edwardsville | 2 | 3 |
| | | | | | | | | | | | | 221 A | SIU Edwardsville | 8 | 3 |
| | | | | | | | | | | | | 221 A | SIU Edwardsville | 8 | 5 |
| | | | | | | | | | | | | 222 H | Dayton | 1 | 4 |
| | | | | | | | | | | | | 291 H | UT Martin | 3 | 1 |
| | | | | | | | | | | | | 291 H | UT Martin | 5 | 1 |
| | | | | | | | | | | | | 291 H | UT Martin | 6 | 3 |
| LAST 15 GAMES | | | | | | | | | | | | | | | |
| | | | | 165 A | Eastern Ill. | 5 | 5 | 159 A | Lipscomb | 2 | 1 | | | | |
| | | | | 165 A | Eastern Ill. | 5 | 7 | 221 A | SIU Edwardsville | 8 | 3 | | | | |
| | | | | 165 A | Eastern Ill. | 2 | 10 | 221 A | SIU Edwardsville | 8 | 5 | | | | |
| | | | | 159 H | Lipscomb | 13 | 3 | | | | | | | | |
| | | | | 213 H | Austin Peay | 4 | 2 | | | | | | | | |

Non-Div. I Games:

Belmont

| | | |
|-------------------|---|---|
| 213 H Austin Peay | 2 | 3 |
| 213 H Austin Peay | 0 | 3 |

B
e
l
m
o
n
t

B
e
l
m
o
n
t

Hofstra

| | | |
|----------------|---|---|
| 155 H Delaware | 0 | 6 |
| 155 H Delaware | 3 | 2 |

H
o
f
s
t
r
a

H
o
f
s
t
r
a

| | | | | | | | | | | | | |
|-------------------|----------|-----------|-----------|----------------|-------------|-----------------|-------|-------------|--------|-----------|-------|----|
| Average RPI Win: | 197 | WON-LOST | WINNING | LAST 15 | STRENGTH OF | OPP. STRENGTH | TEAM | ADJ | CONF. | ADJ CONF. | | |
| Average RPI Loss: | 147 | RECORD | PCT. RANK | GAMES | SCHEDULE | OF SCHEDULE | RPI | RPI | RPI | RPI | | |
| DIV. I ONLY | | 13-20-0 | .39394 | 223 | 6-9-0 | 140 | 263 | 208 | .47028 | 207 | 19 | 19 |
| DIV. I NON-CONF. | | 7-10-0 | .41176 | 200 | 1-1-0 | 276 | 285 | 266 | .43771 | 266 | 21 | 21 |
| <hr/> | | | | | | | | | | | | |
| TOTALS | RPI 1-25 | RPI 26-50 | | W-L RECORDS | | RPI 51-100 | | RPI 101-150 | | RPI 150+ | | |
| 13-20-0 | 0-0-0 | 1-6-0 | | OVERALL | | 1-1-0 | | 2-4-0 | | 9-9-0 | | |
| 5-10-0 | 0-0-0 | 0-4-0 | | HOME | | 0-0-0 | | 0-1-0 | | 5-5-0 | | |
| 7-10-0 | 0-0-0 | 1-2-0 | | AWAY | | 1-1-0 | | 2-3-0 | | 3-4-0 | | |
| 1-0-0 | 0-0-0 | 0-0-0 | | NEUTRAL | | 0-0-0 | | 0-0-0 | | 1-0-0 | | |
| <hr/> | | | | | | | | | | | | |
| 7-10-0 | 0-0-0 | 1-2-0 | | NON-CONFERENCE | | 1-1-0 | | 0-2-0 | | 5-5-0 | | |
| 4-3-0 | 0-0-0 | 0-0-0 | | HOME | | 0-0-0 | | 0-1-0 | | 4-2-0 | | |
| 2-7-0 | 0-0-0 | 1-0- | | AWAY | | 1-1-0 | | 0-1-0 | | 0-3-0 | | |
| 1-0-0 | 0-0-0 | 0-0-0 | | NEUTRAL | | 0-0-0 | | 0-0-0 | | 1-0-0 | | |
| <hr/> | | | | | | | | | | | | |
| 6-10-0 | 0-0-0 | 0-4-0 | | CONFERENCE | | 0-0-0 | | 2-2-0 | | 4-4-0 | | |
| 1-7-0 | 0-0-0 | 0-4-0 | | HOME | | 0-0-0 | | 0-0-0 | | 1-3-0 | | |
| 5-3-0 | 0-0-0 | 0-0-0 | | AWAY | | 0-0-0 | | 2-2-0 | | 3-1-0 | | |
| 0-0-0 | 0-0-0 | 0-0-0 | | NEUTRAL | | 0-0-0 | | 0-0-0 | | 0-0-0 | | |
| <hr/> | | | | | | | | | | | | |
| RPI | S | Opponent | Score | RPI | S | Opponent | Score | RPI | S | Opponent | Score | |
| | | | | 30 | H | Bryant | 2 12 | | | | | |
| | | | | 30 | H | Bryant | 3 12 | | | | | |
| | | | | 30 | H | Bryant | 4 5 | | | | | |
| | | | | 30 | H | Bryant | 3 8 | | | | | |
| | | | | 37 | A | Maryland | 3 2 | | | | | |
| | | | | 41 | A | Mississippi St. | 1 10 | | | | | |
| | | | | 41 | A | Mississippi St. | 1 13 | | | | | |
| | | | | | | | | | | | | |
| | | | | | | | | | | | | |
| | | | | | | | | | | | | |
| | | | | | | | | | | | | |
| | | | | | | | | | | | | |
| | | | | | | | | | | | | |
| | | | | | | | | | | | | |
| | | | | | | | | | | | | |
| | | | | | | | | | | | | |
| | | | | | | | | | | | | |
| | | | | | | | | | | | | |
| | | | | | | | | | | | | |
| | | | | | | | | | | | | |
| | | | | | | | | | | | | |
| | | | | | | | | | | | | |
| | | | | | | | | | | | | |
| | | | | | | | | | | | | |
| | | | | | | | | | | | | |
| | | | | | | | | | | | | |
| | | | | | | | | | | | | |
| | | | | | | | | | | | | |
| | | | | | | | | | | | | |
| | | | | | | | | | | | | |
| | | | | | | | | | | | | |
| | | | | | | | | | | | | |
| | | | | | | | | | | | | |
| | | | | | | | | | | | | |
| | | | | | | | | | | | | |
| | | | | | | | | | | | | |
| | | | | | | | | | | | | |
| | | | | | | | | | | | | |
| | | | | | | | | | | | | |
| | | | | | | | | | | | | |
| | | | | | | | | | | | | |
| | | | | | | | | | | | | |
| | | | | | | | | | | | | |
| | | | | | | | | | | | | |
| | | | | | | | | | | | | |
| | | | | | | | | | | | | |
| | | | | | | | | | | | | |
| | | | | | | | | | | | | |
| | | | | | | | | | | | | |
| | | | | | | | | | | | | |
| | | | | | | | | | | | | |
| | | | | | | | | | | | | |
| | | | | | | | | | | | | |
| | | | | | | | | | | | | |
| | | | | | | | | | | | | |
| | | | | | | | | | | | | |
| | | | | | | | | | | | | |
| | | | | | | | | | | | | |
| | | | | | | | | | | | | |
| | | | | | | | | | | | | |
| | | | | | | | | | | | | |
| | | | | | | | | | | | | |
| | | | | | | | | | | | | |
| | | | | | | | | | | | | |
| | | | | | | | | | | | | |
| | | | | | | | | | | | | |
| | | | | | | | | | | | | |
| | | | | | | | | | | | | |
| | | | | | | | | | | | | |
| | | | | | | | | | | | | |
| | | | | | | | | | | | | |
| | | | | | | | | | | | | |
| | | | | | | | | | | | | |
| | | | | | | | | | | | | |
| | | | | | | | | | | | | |
| | | | | | | | | | | | | |
| | | | | | | | | | | | | |

Non-Div. I Games:

Mt. St. Mary's

| | | |
|--------------------|---|---|
| 162 A Sacred Heart | 6 | 5 |
| 162 A Sacred Heart | 6 | 2 |

M
t
.
S
t
.
M
a
r
y
'
s

M
t
.
S
t
.
M
a
r
y
'
s

| Average RPI Win: 186 | | WON-LOST RECORD | | WINNING PCT. RANK | | LAST 15 GAMES | | STRENGTH OF SCHEDULE | | OPP. STRENGTH OF SCHEDULE | | TEAM RPI | | ADJ RPI | | CONF. RPI | | ADJ CONF. RPI | |
|----------------------|------------|-----------------|-------|-------------------|-------|----------------|--|----------------------|----|---------------------------|---------------|----------|-------|------------|-------|---------------|--|---------------|----|
| DIV. I ONLY | | 13-29-1 | | .31395 270 | | 3-0-0 | | 85 | | 219 | | 209 | | .47025 208 | | 20 | | 20 | |
| DIV. I NON-CONF. | | 5-19-1 | | .22 277 | | 1-0-0 | | 14 | | 236 | | 210 | | .4729 210 | | 15 | | 15 | |
| TOTALS | | RPI 1-25 | | RPI 26-50 | | W-L RECORDS | | RPI 51-100 | | RPI 101-150 | | RPI 150+ | | | | | | | |
| 13-29-1 | | 0-7-0 | | 1-1-1 | | OVERALL | | 1-2-0 | | 2-12-0 | | 9-7-0 | | | | | | | |
| 5-7-0 | | 0-0-0 | | 1-0-0 | | HOME | | 1-2-0 | | 1-2-0 | | 2-3-0 | | | | | | | |
| 7-14-1 | | 0-7-0 | | 0-1-1 | | AWAY | | 0-0-0 | | 1-4-0 | | 6-2-0 | | | | | | | |
| 1-8-0 | | 0-0-0 | | 0-0-0 | | NEUTRAL | | 0-0-0 | | 0-6-0 | | 1-2-0 | | | | | | | |
| 5-19-1 | | 0-7-0 | | 1-1-1 | | NON-CONFERENCE | | 0-0-0 | | 0-8-0 | | 4-3-0 | | | | | | | |
| 2-1-0 | | 0-0-0 | | 1-0-0 | | HOME | | 0-0-0 | | 0-0-0 | | 1-1-0 | | | | | | | |
| 2-10-1 | | 0-7-0 | | 0-1- | | AWAY | | 0-0-0 | | 0-2-0 | | 2-0-0 | | | | | | | |
| 1-8-0 | | 0-0-0 | | 0-0-0 | | NEUTRAL | | 0-0-0 | | 0-6-0 | | 1-2-0 | | | | | | | |
| 8-10-0 | | 0-0-0 | | 0-0-0 | | CONFERENCE | | 1-2-0 | | 2-4-0 | | 5-4-0 | | | | | | | |
| 3-6-0 | | 0-0-0 | | 0-0-0 | | HOME | | 1-2-0 | | 1-2-0 | | 1-2-0 | | | | | | | |
| 5-4-0 | | 0-0-0 | | 0-0-0 | | AWAY | | 0-0-0 | | 1-2-0 | | 4-2-0 | | | | | | | |
| 0-0-0 | | 0-0-0 | | 0-0-0 | | NEUTRAL | | 0-0-0 | | 0-0-0 | | 0-0-0 | | | | | | | |
| RPI S | Opponent | | Score | | RPI S | Opponent | | Score | | RPI S | Opponent | | Score | | RPI S | Opponent | | Score | |
| 10 A | Oregon St. | | 0 | 6 | 32 H | Illinois St. | | 7 | 6 | 97 H | Buffalo | | 15 | 9 | 101 H | Central Mich. | | 3 | 5 |
| 10 A | Oregon St. | | 0 | 2 | 50 A | New Mexico | | 0 | 12 | 97 H | Buffalo | | 1 | 3 | 101 H | Central Mich. | | 2 | 3 |
| 10 A | Oregon St. | | 2 | 12 | 50 A | New Mexico | | 3 | 3 | 97 H | Buffalo | | 2 | 3 | 101 H | Central Mich. | | 3 | 1 |
| 10 A | Oregon St. | | 0 | 10 | | | | | | | | | | | 109 N | Missouri St. | | 8 | 9 |
| 17 A | Cal Poly | | 2 | 4 | | | | | | | | | | | 109 N | Missouri St. | | 0 | 11 |
| 17 A | Cal Poly | | 1 | 10 | | | | | | | | | | | 114 N | Minnesota | | 5 | 11 |
| 17 A | Cal Poly | | 9 | 11 | | | | | | | | | | | 114 N | Minnesota | | 4 | 6 |
| | | | | | | | | | | | | | | | 114 N | Minnesota | | 2 | 3 |
| | | | | | | | | | | | | | | | 117 A | Bowling Green | | 3 | 7 |
| | | | | | | | | | | | | | | | 117 A | Bowling Green | | 1 | 4 |
| | | | | | | | | | | | | | | | 117 A | Bowling Green | | 9 | 0 |
| | | | | | | | | | | | | | | | 145 A | Bradley | | 0 | 3 |
| | | | | | | | | | | | | | | | 145 A | Bradley | | 5 | 7 |
| | | | | | | | | | | | | | | | 145 N | Bradley | | 1 | 5 |
| | | | | | | | | | | | | | | | 170 N | Southern Ill. | | 1 | 2 |
| | | | | | | | | | | | | | | | 170 N | Southern Ill. | | 1 | 3 |
| | | | | | | | | | | | | | | | 170 N | Southern Ill. | | 1 | 0 |
| | | | | | | | | | | | | | | | 186 H | Toledo | | 7 | 0 |
| | | | | | | | | | | | | | | | 186 H | Toledo | | 4 | 10 |
| | | | | | | | | | | | | | | | 186 H | Toledo | | 4 | 6 |
| | | | | | | | | | | | | | | | 217 A | Western Mich. | | 1 | 0 |
| | | | | | | | | | | | | | | | 217 A | Western Mich. | | 2 | 0 |
| | | | | | | | | | | | | | | | 217 A | Western Mich. | | 0 | 7 |
| | | | | | | | | | | | | | | | 225 A | Valparaiso | | 10 | 6 |
| | | | | | | | | | | | | | | | 247 A | Ill.-Chicago | | 8 | 7 |
| | | | | | | | | | | | | | | | 271 A | Eastern Mich. | | 10 | 2 |
| | | | | | | | | | | | | | | | 271 A | Eastern Mich. | | 5 | 3 |
| | | | | LAST 15 GAMES | | | | | | | | | | | | | | | |
| | | | | | 225 A | Valparaiso | | 10 | 6 | 101 H | Central Mich. | | 2 | 3 | | | | | |
| | | | | | 217 A | Western Mich. | | 1 | 0 | 145 A | Bradley | | 5 | 7 | | | | | |
| | | | | | 217 A | Western Mich. | | 2 | 0 | 145 A | Bradley | | 0 | 3 | | | | | |
| | | | | | 217 A | Western Mich. | | 0 | 7 | | | | | | | | | | |
| | | | | | 272 H | Milwaukee | | 3 | 2 | | | | | | | | | | |

Non-Div. I Games:

Northern Ill.

| | | | | |
|-----|---|---------------|---|---|
| 101 | H | Central Mich. | 3 | 1 |
| 101 | H | Central Mich. | 3 | 5 |

| RPI | S | Opponent | Score | |
|-----|---|---------------|-------|---|
| 271 | A | Eastern Mich. | 4 | 8 |
| 272 | H | Milwaukee | 3 | 2 |
| 272 | H | Milwaukee | 2 | 3 |

Northern Ill.

N
o
r
t
h
e
r
n
I
l
l
.

N
o
r
t
h
e
r
n
I
l
l
.

[illegible]

Non-Div. I Games:

LIU Brooklyn

| | | | | |
|----|---|--------|---|---|
| 30 | H | Bryant | 6 | 7 |
| 30 | H | Bryant | 1 | 3 |

| RPI | S | Opponent | Score | |
|-----|---|----------|-------|----|
| 289 | H | NJIT | 6 | 5 |
| 289 | H | NJIT | 11 | 10 |
| 290 | A | Iona | 7 | 4 |
| 301 | A | NYIT | 12 | 10 |
| 301 | A | NYIT | 10 | 3 |
| 301 | H | NYIT | 13 | 0 |
| 301 | H | NYIT | 6 | 10 |

LIU Brooklyn

L
I
U
B
r
o
o
k
l
y
n

L
I
U
B
r
o
o
k
l
y
n

| Average RPI Win: | 200 | WON-LOST | WINNING | LAST 15 | STRENGTH OF | OPP. STRENGTH | TEAM | ADJ | CONF. | ADJ CONF. | | | |
|-------------------|----------|-----------|-------------------|----------------|-------------|---------------|-------------------|-------------|--------|--------------------|----------------------|----|-----|
| Average RPI Loss: | 144 | RECORD | PCT. RANK | GAMES | SCHEDULE | OF SCHEDULE | RPI | RPI | RPI | RPI | | | |
| DIV. I ONLY | | 16-26-0 | .38095 | 233 | 8-7-0 | 131 | 247 | 211 | .46965 | 210 | 28 | 28 | |
| DIV. I NON-CONF. | | 7-17-0 | .29167 | 261 | 0-3-0 | 43 | 147 | 196 | .47846 | 196 | 27 | 27 | |
| <hr/> | | | | | | | | | | | | | |
| TOTALS | RPI 1-25 | RPI 26-50 | | W-L RECORDS | | RPI 51-100 | | RPI 101-150 | | RPI 150+ | | | |
| 16-26-0 | 0-3-0 | 1-4-0 | | OVERALL | | 0-0-0 | | 3-7-0 | | 12-12-0 | | | |
| 10-9-0 | 0-0-0 | 0-0-0 | | HOME | | 0-0-0 | | 3-4-0 | | 7-5-0 | | | |
| 6-17-0 | 0-3-0 | 1-4-0 | | AWAY | | 0-0-0 | | 0-3-0 | | 5-7-0 | | | |
| 0-0-0 | 0-0-0 | 0-0-0 | | NEUTRAL | | 0-0-0 | | 0-0-0 | | 0-0-0 | | | |
| 7-17-0 | 0-3-0 | 1-4-0 | | NON-CONFERENCE | | 0-0-0 | | 3-7-0 | | 3-3-0 | | | |
| 5-5-0 | 0-0-0 | 0-0-0 | | HOME | | 0-0-0 | | 3-4-0 | | 2-1-0 | | | |
| 2-12-0 | 0-3-0 | 1-0- | | AWAY | | 0-0-0 | | 0-3-0 | | 1-2-0 | | | |
| 0-0-0 | 0-0-0 | 0-0-0 | | NEUTRAL | | 0-0-0 | | 0-0-0 | | 0-0-0 | | | |
| 9-9-0 | 0-0-0 | 0-0-0 | | CONFERENCE | | 0-0-0 | | 0-0-0 | | 9-9-0 | | | |
| 5-4-0 | 0-0-0 | 0-0-0 | | HOME | | 0-0-0 | | 0-0-0 | | 5-4-0 | | | |
| 4-5-0 | 0-0-0 | 0-0-0 | | AWAY | | 0-0-0 | | 0-0-0 | | 4-5-0 | | | |
| 0-0-0 | 0-0-0 | 0-0-0 | | NEUTRAL | | 0-0-0 | | 0-0-0 | | 0-0-0 | | | |
| RPI S | Opponent | Score | RPI S | Opponent | Score | RPI S | Opponent | Score | RPI S | Opponent | Score | | |
| 13 A | TCU | 0 11 | 38 A | Texas A&M | 2 6 | | | | 116 H | Northwestern St. | 1 0 | | |
| 14 A | Texas | 4 5 | 38 A | Texas A&M | 0 13 | | | | 116 H | Northwestern St. | 4 6 | | |
| 14 A | Texas | 1 2 | 40 A | Oklahoma St. | 3 4 | | | | 123 A | UTSA | 5 6 | | |
| | | | 40 A | Oklahoma St. | 6 7 | | | | 132 A | A&M-Corpus Christi | 7 8 | | |
| | | | 40 A | Oklahoma St. | 3 1 | | | | 132 A | A&M-Corpus Christi | 5 12 | | |
| | | | | | | | | | 132 H | A&M-Corpus Christi | 11 1 | | |
| | | | | | | | | | 132 H | A&M-Corpus Christi | 0 10 | | |
| | | | | | | | | | 132 H | A&M-Corpus Christi | 3 2 | | |
| | | | | | | | | | 132 H | A&M-Corpus Christi | 4 6 | | |
| | | | | | | | | | 132 H | A&M-Corpus Christi | 7 15 | | |
| | | | | | | | | | 153 H | Grand Canyon | 2 3 | | |
| | | | | | | | | | 153 H | Grand Canyon | 7 6 | | |
| | | | | | | | | | 153 H | Grand Canyon | 2 1 | | |
| | | | | | | | | | 156 A | Lamar | 4 1 | | |
| | | | | | | | | | 156 A | Lamar | 3 5 | | |
| | | | | | | | | | 156 A | Lamar | 0 7 | | |
| | | | | | | | | | 192 A | Utah Valley | 13 0 | | |
| | | | | | | | | | 192 A | Utah Valley | 6 2 | | |
| | | | | | | | | | 192 A | Utah Valley | 11 14 | | |
| | | | | | | | | | 224 A | Seattle | 8 13 | | |
| | | | | | | | | | 224 A | Seattle | 5 6 | | |
| | | | | | | | | | 224 A | Seattle | 3 4 | | |
| | | | | | | | | | 249 H | Bakersfield | 5 1 | | |
| | | | | | | | | | 249 H | Bakersfield | 2 3 | | |
| | | | | | | | | | 249 H | Bakersfield | 2 1 | | |
| | | | | | | | | | 256 H | New Mexico St. | 4 7 | | |
| | | | | | | | | | 256 H | New Mexico St. | 9 4 | | |
| <hr/> | | | | | | | | | | | | | |
| | | | LAST 15 GAMES | | | | | | | | | | |
| | | | 293 A Chicago St. | | | 1 0 | 192 A Utah Valley | | | 11 14 | 249 H Bakersfield | | 5 1 |
| | | | 293 A Chicago St. | | | 2 4 | 192 A Utah Valley | | | 13 0 | 249 H Bakersfield | | 2 3 |
| | | | 293 A Chicago St. | | | 9 3 | 192 A Utah Valley | | | 6 2 | 249 H Bakersfield | | 2 1 |
| | | | 14 A Texas | | | 4 5 | | | | | 256 H New Mexico St. | | 4 7 |
| | | | 249 H Bakersfield | | | 5 1 | | | | | 256 H New Mexico St. | | 9 4 |

| | | | | | | | | | | | |
|-------------------|-------------------|---|---|-------------------|---|---|-------------------|---|---|-------------------|--|
| Non-Div. I Games: | Arlington Baptist | 4 | 2 | Arlington Baptist | 7 | 4 | Arlington Baptist | 5 | 2 | Tex.-Pan American | |
|-------------------|-------------------|---|---|-------------------|---|---|-------------------|---|---|-------------------|--|

| | | |
|-------------------|---|---|
| 249 H Bakersfield | 2 | 3 |
| 249 H Bakersfield | 2 | 1 |

| RPI | S | Opponent | Score | |
|-----|---|----------------|-------|----|
| 256 | H | New Mexico St. | 2 | 3 |
| 274 | H | Incarnate Word | 3 | 14 |
| 293 | A | Chicago St. | 1 | 0 |
| 293 | A | Chicago St. | 9 | 3 |
| 293 | A | Chicago St. | 2 | 4 |
| 294 | H | Prairie View | 9 | 3 |
| 294 | H | Prairie View | 1 | 0 |

Tex.-Pan American

T
e
x
.
-
P
a
n
A
m
e
r
i
c
a
n

T
e
x
.
-
P
a
n
A
m
e
r
i
c
a
n

| Average RPI Win: 233 | | WON-LOST | WINNING | LAST 15 | STRENGTH OF | | OPP. STRENGTH | TEAM | ADJ | CONF. | ADJ CONF. |
|-----------------------|----------|----------|---------------|-------------------|----------------|-------|---------------|-------|-------------|---------------------|-----------|
| Average RPI Loss: 125 | | RECORD | PCT. RANK | GAMES | SCHEDULE | | OF SCHEDULE | RPI | RPI | RPI | RPI |
| DIV. I ONLY | | 12-27-0 | .30769 | 272 | 7-8-0 | | 87 | 268 | 212 | .46953 | 211 |
| DIV. I NON-CONF. | | 7-20-0 | .25926 | 270 | 4-3-0 | | 37 | 289 | 204 | .47455 | 204 |
| TOTALS | | RPI 1-25 | RPI 26-50 | | W-L RECORDS | | RPI 51-100 | | RPI 101-150 | | RPI 150+ |
| 12-27-0 | | 0-3-0 | 0-4-0 | | OVERALL | | 1-3-0 | | 1-11-0 | | 10-6-0 |
| 7-3-0 | | 0-0-0 | 0-0-0 | | HOME | | 1-0-0 | | 0-1-0 | | 6-2-0 |
| 5-24-0 | | 0-3-0 | 0-4-0 | | AWAY | | 0-3-0 | | 1-10-0 | | 4-4-0 |
| 0-0-0 | | 0-0-0 | 0-0-0 | | NEUTRAL | | 0-0-0 | | 0-0-0 | | 0-0-0 |
| 7-20-0 | | 0-3-0 | 0-4-0 | | NON-CONFERENCE | | 1-3-0 | | 1-7-0 | | 5-3-0 |
| 4-2-0 | | 0-0-0 | 0-0-0 | | HOME | | 1-0-0 | | 0-1-0 | | 3-1-0 |
| 3-18-0 | | 0-3-0 | 0-0- | | AWAY | | 0-3-0 | | 1-6-0 | | 2-2-0 |
| 0-0-0 | | 0-0-0 | 0-0-0 | | NEUTRAL | | 0-0-0 | | 0-0-0 | | 0-0-0 |
| 5-7-0 | | 0-0-0 | 0-0-0 | | CONFERENCE | | 0-0-0 | | 0-4-0 | | 5-3-0 |
| 3-1-0 | | 0-0-0 | 0-0-0 | | HOME | | 0-0-0 | | 0-0-0 | | 3-1-0 |
| 2-6-0 | | 0-0-0 | 0-0-0 | | AWAY | | 0-0-0 | | 0-4-0 | | 2-2-0 |
| 0-0-0 | | 0-0-0 | 0-0-0 | | NEUTRAL | | 0-0-0 | | 0-0-0 | | 0-0-0 |
| RPI S | Opponent | Score | RPI S | Opponent | Score | RPI S | Opponent | Score | RPI S | Opponent | Score |
| 17 A | Cal Poly | 1 8 | 49 A | UC Santa Barbara | 4 8 | 77 A | Texas St. | 1 3 | 107 A | Seton Hall | 4 8 |
| 17 A | Cal Poly | 2 7 | 49 A | UC Santa Barbara | 2 9 | 77 A | Texas St. | 5 8 | 111 A | Elon | 2 14 |
| 17 A | Cal Poly | 1 3 | 49 A | UC Santa Barbara | 1 7 | 77 A | Texas St. | 7 9 | 111 A | Elon | 1 11 |
| | | | 49 A | UC Santa Barbara | 3 13 | 90 H | Rutgers | 10 7 | 111 A | Elon | 3 7 |
| | | | | | | | | | 115 H | St. John's (NY) | 0 3 |
| | | | | | | | | | 136 A | Army | 0 4 |
| | | | | | | | | | 136 A | Army | 2 1 |
| | | | | | | | | | 136 A | Army | 1 8 |
| | | | | | | | | | 140 A | Central Conn. St. | 0 4 |
| | | | | | | | | | 140 A | Central Conn. St. | 0 7 |
| | | | | | | | | | 140 A | Central Conn. St. | 1 2 |
| | | | | | | | | | 140 A | Central Conn. St. | 2 8 |
| | | | | | | | | | 209 A | LIU Brooklyn | 4 2 |
| | | | | | | | | | 209 A | LIU Brooklyn | 1 11 |
| | | | | | | | | | 209 A | LIU Brooklyn | 6 2 |
| | | | | | | | | | 209 A | LIU Brooklyn | 3 7 |
| | | | | | | | | | 228 A | Monmouth | 4 1 |
| | | | | | | | | | 239 A | Villanova | 3 7 |
| | | | | | | | | | 262 H | Saint Peter's | 13 7 |
| | | | | | | | | | 267 H | Fairleigh Dickinson | 5 1 |
| | | | | | | | | | 267 H | Fairleigh Dickinson | 3 7 |
| | | | | | | | | | 267 H | Fairleigh Dickinson | 1 0 |
| | | | | | | | | | 267 H | Fairleigh Dickinson | 12 5 |
| | | | | | | | | | 286 A | Rider | 4 9 |
| | | | | | | | | | 286 H | Rider | 3 2 |
| | | | | | | | | | 289 A | NJIT | 9 7 |
| | | | | | | | | | 289 H | NJIT | 0 5 |
| | | | LAST 15 GAMES | | | | | | | | |
| | | | 140 A | Central Conn. St. | 0 7 | 289 H | NJIT | 0 5 | | | |
| | | | 140 A | Central Conn. St. | 0 4 | 262 H | Saint Peter's | 13 7 | | | |
| | | | 140 A | Central Conn. St. | 1 2 | 286 A | Rider | 4 9 | | | |
| | | | 140 A | Central Conn. St. | 2 8 | | | | | | |
| | | | 90 H | Rutgers | 10 7 | | | | | | |

Non-Div. I Games:

Wagner

| | | | | |
|-----|---|------|---|---|
| 289 | A | NJIT | 9 | 7 |
| 289 | H | NJIT | 3 | 2 |

| RPI | S | Opponent | Score | |
|-----|---|----------|-------|---|
| 289 | H | NJIT | 3 | 2 |

Wagner

W
a
g
n
e
r

W
a
g
n
e
r

| Average RPI Win: 195 | | WON-LOST | WINNING | LAST 15 | STRENGTH OF | | OPP. STRENGTH | TEAM | ADJ | CONF. | ADJ CONF. |
|-----------------------|----------|----------|-----------|----------------|-------------|-------|---------------|-------|-------------|-----------------|-----------|
| Average RPI Loss: 142 | | RECORD | PCT. RANK | GAMES | SCHEDULE | | OF SCHEDULE | RPI | RPI | RPI | RPI |
| DIV. I ONLY | | 17-23-0 | .425 | 201 | 5-10-0 | | 242 | 166 | 213 | .46941 | 212 |
| DIV. I NON-CONF. | | 12-14-0 | .46154 | 179 | 2-1-0 | | 253 | 226 | 193 | .47968 | 193 |
| TOTALS | | RPI 1-25 | RPI 26-50 | | W-L RECORDS | | RPI 51-100 | | RPI 101-150 | | RPI 150+ |
| 17-23-0 | 0-0-0 | 1-0-0 | | OVERALL | | 1-7-0 | | 3-8-0 | | 12-8-0 | |
| 8-3-0 | 0-0-0 | 1-0-0 | | HOME | | 0-3-0 | | 2-0-0 | | 5-0-0 | |
| 8-18-0 | 0-0-0 | 0-0-0 | | AWAY | | 1-4-0 | | 1-8-0 | | 6-6-0 | |
| 1-2-0 | 0-0-0 | 0-0-0 | | NEUTRAL | | 0-0-0 | | 0-0-0 | | 1-2-0 | |
| 12-14-0 | 0-0-0 | 1-0-0 | | NON-CONFERENCE | | 0-2-0 | | 3-5-0 | | 8-7-0 | |
| 6-0-0 | 0-0-0 | 1-0-0 | | HOME | | 0-0-0 | | 2-0-0 | | 3-0-0 | |
| 5-12-0 | 0-0-0 | 0-0- | | AWAY | | 0-2-0 | | 1-5-0 | | 4-5-0 | |
| 1-2-0 | 0-0-0 | 0-0-0 | | NEUTRAL | | 0-0-0 | | 0-0-0 | | 1-2-0 | |
| 5-9-0 | 0-0-0 | 0-0-0 | | CONFERENCE | | 1-5-0 | | 0-3-0 | | 4-1-0 | |
| 2-3-0 | 0-0-0 | 0-0-0 | | HOME | | 0-3-0 | | 0-0-0 | | 2-0-0 | |
| 3-6-0 | 0-0-0 | 0-0-0 | | AWAY | | 1-2-0 | | 0-3-0 | | 2-1-0 | |
| 0-0-0 | 0-0-0 | 0-0-0 | | NEUTRAL | | 0-0-0 | | 0-0-0 | | 0-0-0 | |
| RPI S | Opponent | Score | RPI S | Opponent | Score | RPI S | Opponent | Score | RPI S | Opponent | Score |
| | | | 27 H | West Virginia | 8 4 | 69 A | Fresno St. | 3 13 | 114 A | Minnesota | 0 4 |
| | | | | | | 69 A | Fresno St. | 3 12 | 114 A | Minnesota | 0 12 |
| | | | | | | 82 A | Ohio St. | 5 4 | 114 A | Minnesota | 1 2 |
| | | | | | | 82 A | Ohio St. | 0 7 | 128 A | Kent St. | 1 4 |
| | | | | | | 82 A | Ohio St. | 6 12 | 130 A | Bucknell | 6 2 |
| | | | | | | 83 H | Illinois | 3 6 | 130 A | Bucknell | 0 1 |
| | | | | | | 83 H | Illinois | 3 8 | 130 H | Bucknell | 4 3 |
| | | | | | | 83 H | Illinois | 6 7 | 130 H | Bucknell | 7 2 |
| | | | | | | | | | 142 A | South Fla. | 5 6 |
| | | | | | | | | | 142 A | South Fla. | 7 11 |
| | | | | | | | | | 142 A | South Fla. | 1 19 |
| | | | | | | | | | 173 A | Santa Clara | 6 5 |
| | | | | | | | | | 173 A | Santa Clara | 3 6 |
| | | | | | | | | | 173 A | Santa Clara | 5 10 |
| | | | | | | | | | 197 A | Purdue | 0 4 |
| | | | | | | | | | 197 A | Purdue | 6 5 |
| | | | | | | | | | 197 A | Purdue | 2 1 |
| | | | | | | | | | 206 N | Hofstra | 0 5 |
| | | | | | | | | | 206 N | Hofstra | 2 5 |
| | | | | | | | | | 206 N | Hofstra | 10 4 |
| | | | | | | | | | 223 A | Gardner-Webb | 4 3 |
| | | | | | | | | | 223 A | Gardner-Webb | 6 4 |
| | | | | | | | | | 223 A | Gardner-Webb | 3 7 |
| | | | | | | | | | 227 H | Northwestern | 7 3 |
| | | | | | | | | | 227 H | Northwestern | 10 6 |
| | | | | | | | | | 252 A | St. Mary's (CA) | 9 6 |
| | | | | | | | | | 252 A | St. Mary's (CA) | 0 4 |
| LAST 15 GAMES | | | 114 A | Minnesota | 0 12 | 82 A | Ohio St. | 6 12 | 223 A | Gardner-Webb | 3 7 |
| | | | 114 A | Minnesota | 0 4 | 82 A | Ohio St. | 0 7 | 227 H | Northwestern | 7 3 |
| | | | 114 A | Minnesota | 1 2 | 82 A | Ohio St. | 5 4 | 227 H | Northwestern | 10 6 |
| | | | 128 A | Kent St. | 1 4 | | | | 252 A | St. Mary's (CA) | 9 6 |
| | | | 83 H | Illinois | 6 7 | | | | 252 A | St. Mary's (CA) | 0 4 |

Non-Div. I Games:

Penn St.

Penn St.

| | | | | |
|----|---|----------|---|---|
| 83 | H | Illinois | 3 | 8 |
| 83 | H | Illinois | 3 | 6 |

Through Games Of April 27, 2014

| RPI | S | Opponent | Score | |
|-----|---|-----------------|-------|---|
| 252 | A | St. Mary's (CA) | 2 | 6 |
| 292 | H | Youngstown St. | 15 | 2 |
| 301 | H | NYIT | 8 | 0 |
| 301 | H | NYIT | 7 | 3 |

Penn St.

P
e
n
n
s
t
.

P
e
n
n
s
t
.

| Average RPI Win: 164 | | WON-LOST | WINNING | LAST 15 | STRENGTH OF | | OPP. STRENGTH | TEAM | ADJ | | CONF. | ADJ CONF. | | | |
|-----------------------|-------------|----------|-----------|---------|----------------|-------|---------------|-------|-------------------|--------|----------|-----------|------------------|-------|----|
| Average RPI Loss: 139 | | RECORD | PCT. RANK | GAMES | SCHEDULE | | OF SCHEDULE | RPI | RPI | | RPI | RPI | | | |
| DIV. I ONLY | | 18-26-0 | .40909 | 212 | 8-7-0 | | 129 | 202 | 214 | .46906 | 213 | 21 | | | |
| DIV. I NON-CONF. | | 8-15-0 | .34783 | 231 | 1-2-0 | | 137 | 184 | 253 | .44609 | 252 | 22 | | | |
| TOTALS | | RPI 1-25 | RPI 26-50 | | W-L RECORDS | | RPI 51-100 | | RPI 101-150 | | RPI 150+ | | | | |
| 18-26-0 | | 0-1-0 | 0-1-0 | | OVERALL | | 4-6-0 | | 4-7-0 | | 10-11-0 | | | | |
| 12-15-0 | | 0-0-0 | 0-0-0 | | HOME | | 3-5-0 | | 1-1-0 | | 8-9-0 | | | | |
| 5-11-0 | | 0-1-0 | 0-1-0 | | AWAY | | 0-1-0 | | 3-6-0 | | 2-2-0 | | | | |
| 1-0-0 | | 0-0-0 | 0-0-0 | | NEUTRAL | | 1-0-0 | | 0-0-0 | | 0-0-0 | | | | |
| 8-15-0 | | 0-1-0 | 0-1-0 | | NON-CONFERENCE | | 3-4-0 | | 1-4-0 | | 4-5-0 | | | | |
| 7-8-0 | | 0-0-0 | 0-0-0 | | HOME | | 2-3-0 | | 1-1-0 | | 4-4-0 | | | | |
| 0-7-0 | | 0-1-0 | 0-0- | | AWAY | | 0-1-0 | | 0-3-0 | | 0-1-0 | | | | |
| 1-0-0 | | 0-0-0 | 0-0-0 | | NEUTRAL | | 1-0-0 | | 0-0-0 | | 0-0-0 | | | | |
| 10-11-0 | | 0-0-0 | 0-0-0 | | CONFERENCE | | 1-2-0 | | 3-3-0 | | 6-6-0 | | | | |
| 5-7-0 | | 0-0-0 | 0-0-0 | | HOME | | 1-2-0 | | 0-0-0 | | 4-5-0 | | | | |
| 5-4-0 | | 0-0-0 | 0-0-0 | | AWAY | | 0-0-0 | | 3-3-0 | | 2-1-0 | | | | |
| 0-0-0 | | 0-0-0 | 0-0-0 | | NEUTRAL | | 0-0-0 | | 0-0-0 | | 0-0-0 | | | | |
| RPI S | Opponent | Score | | RPI S | Opponent | Score | | RPI S | Opponent | Score | | RPI S | Opponent | Score | |
| 19 A | Indiana St. | 0 | 3 | 28 A | Tennessee | 7 | 8 | 51 H | Evansville | 9 | 10 | 103 H | Middle Tenn. | 7 | 12 |
| | | | | | | | | 51 H | Evansville | 7 | 6 | 113 A | Baylor | 2 | 5 |
| | | | | | | | | 79 N | Memphis | 5 | 3 | 113 A | Baylor | 1 | 15 |
| | | | | | | | | 80 H | Southeast Mo. St. | 9 | 10 | 113 A | Baylor | 1 | 12 |
| | | | | | | | | 80 H | Southeast Mo. St. | 7 | 19 | 131 A | Tennessee Tech | 9 | 16 |
| | | | | | | | | 80 H | Southeast Mo. St. | 22 | 4 | 131 A | Tennessee Tech | 9 | 6 |
| | | | | | | | | 88 A | Western Ky. | 2 | 5 | 131 A | Tennessee Tech | 7 | 4 |
| | | | | | | | | 94 H | Iowa | 7 | 4 | 144 A | Jacksonville St. | 6 | 1 |
| | | | | | | | | 94 H | Iowa | 13 | 15 | 144 A | Jacksonville St. | 7 | 9 |
| | | | | | | | | 94 H | Iowa | 5 | 11 | 144 A | Jacksonville St. | 2 | 7 |
| | | | | | | | | | | | | 145 H | Bradley | 10 | 6 |
| | | | | | | | | | | | | 159 H | Lipscomb | 6 | 14 |
| | | | | | | | | | | | | 160 H | Eastern Ky. | 6 | 5 |
| | | | | | | | | | | | | 160 H | Eastern Ky. | 6 | 7 |
| | | | | | | | | | | | | 160 H | Eastern Ky. | 13 | 9 |
| | | | | | | | | | | | | 165 H | Eastern Ill. | 14 | 10 |
| | | | | | | | | | | | | 165 H | Eastern Ill. | 6 | 7 |
| | | | | | | | | | | | | 165 H | Eastern Ill. | 10 | 6 |
| | | | | | | | | | | | | 170 A | Southern Ill. | 0 | 3 |
| | | | | | | | | | | | | 170 H | Southern Ill. | 4 | 14 |
| | | | | | | | | | | | | 193 H | Akron | 0 | 10 |
| | | | | | | | | | | | | 205 A | Belmont | 3 | 2 |
| | | | | | | | | | | | | 205 A | Belmont | 2 | 4 |
| | | | | | | | | | | | | 205 A | Belmont | 3 | 0 |
| | | | | | | | | | | | | 222 H | Dayton | 8 | 5 |
| | | | | | | | | | | | | 244 H | Murray St. | 4 | 6 |
| | | | | | | | | | | | | 244 H | Murray St. | 5 | 8 |
| LAST 15 GAMES | | | | 160 H | Eastern Ky. | 6 | 7 | 170 A | Southern Ill. | 0 | 3 | 205 A | Belmont | 2 | 4 |
| | | | | 160 H | Eastern Ky. | 13 | 9 | 80 H | Southeast Mo. St. | 7 | 19 | 205 A | Belmont | 3 | 0 |
| | | | | 160 H | Eastern Ky. | 6 | 5 | 80 H | Southeast Mo. St. | 9 | 10 | 222 H | Dayton | 8 | 5 |
| | | | | 103 H | Middle Tenn. | 7 | 12 | | | | | 244 H | Murray St. | 4 | 6 |
| | | | | 205 A | Belmont | 2 | 4 | | | | | 244 H | Murray St. | 5 | 8 |

Non-Div. I Games:

Austin Peay

| | | | | |
|-----|---|---------|---|---|
| 205 | A | Belmont | 3 | 2 |
| 205 | A | Belmont | 3 | 0 |

| RPI | S | Opponent | Score | |
|-----|---|---------------|-------|---|
| 244 | H | Murray St. | 2 | 7 |
| 271 | H | Eastern Mich. | 8 | 3 |
| 271 | H | Eastern Mich. | 8 | 9 |
| 272 | H | Milwaukee | 5 | 4 |
| 272 | H | Milwaukee | 12 | 7 |

Austin Peay

A
u
s
t
i
n
P
e
a
y

A
u
s
t
i
n
P
e
a
y

| | | | | | | | | | | | | |
|-------------------|-------------|-----------|-----------|------------------------|--------------|---------------|------|------------------------|------------|-----------|----|----|
| Average RPI Win: | 231 | WON-LOST | WINNING | LAST 15 | STRENGTH OF | OPP. STRENGTH | TEAM | ADJ | CONF. | ADJ CONF. | | |
| Average RPI Loss: | 141 | RECORD | PCT. RANK | GAMES | SCHEDULE | OF SCHEDULE | RPI | RPI | RPI | RPI | | |
| DIV. I ONLY | | 14-22-0 | .38889 | 229 | 9-5-0 | 178 | 256 | 206 | .46855 | 214 | 26 | 26 |
| DIV. I NON-CONF. | | 3-15-0 | .16667 | 288 | 1-0-0 | 51 | 45 | 226 | .46439 | 230 | 26 | 26 |
| <hr/> | | | | | | | | | | | | |
| TOTALS | RPI 1-25 | RPI 26-50 | | W-L RECORDS | | RPI 51-100 | | RPI 101-150 | | RPI 150+ | | |
| 14-22-0 | 0-5-0 | 0-2-0 | | OVERALL | | 2-2-0 | | 0-1-0 | | 12-12-0 | | |
| 6-2-0 | 0-0-0 | 0-0-0 | | HOME | | 0-0-0 | | 0-0-0 | | 6-2-0 | | |
| 7-15-0 | 0-5-0 | 0-2-0 | | AWAY | | 2-2-0 | | 0-1-0 | | 5-5-0 | | |
| 1-5-0 | 0-0-0 | 0-0-0 | | NEUTRAL | | 0-0-0 | | 0-0-0 | | 1-5-0 | | |
| <hr/> | | | | | | | | | | | | |
| 3-15-0 | 0-5-0 | 0-2-0 | | NON-CONFERENCE | | 2-2-0 | | 0-1-0 | | 1-5-0 | | |
| 0-0-0 | 0-0-0 | 0-0-0 | | HOME | | 0-0-0 | | 0-0-0 | | 0-0-0 | | |
| 2-10-0 | 0-5-0 | 0-0- | | AWAY | | 2-2-0 | | 0-1-0 | | 0-0-0 | | |
| 1-5-0 | 0-0-0 | 0-0-0 | | NEUTRAL | | 0-0-0 | | 0-0-0 | | 1-5-0 | | |
| <hr/> | | | | | | | | | | | | |
| 11-7-0 | 0-0-0 | 0-0-0 | | CONFERENCE | | 0-0-0 | | 0-0-0 | | 11-7-0 | | |
| 6-2-0 | 0-0-0 | 0-0-0 | | HOME | | 0-0-0 | | 0-0-0 | | 6-2-0 | | |
| 5-5-0 | 0-0-0 | 0-0-0 | | AWAY | | 0-0-0 | | 0-0-0 | | 5-5-0 | | |
| 0-0-0 | 0-0-0 | 0-0-0 | | NEUTRAL | | 0-0-0 | | 0-0-0 | | 0-0-0 | | |
| <hr/> | | | | | | | | | | | | |
| RPI S | Opponent | Score | | RPI S | Opponent | Score | | RPI S | Opponent | Score | | |
| 19 A | Indiana St. | 2 | 4 | 32 A | Illinois St. | 2 | 11 | 51 A | Evansville | 0 | 1 | |
| 19 A | Indiana St. | 5 | 8 | 32 A | Illinois St. | 3 | 5 | 51 A | Evansville | 12 | 1 | |
| 19 A | Indiana St. | 4 | 7 | | | | | 51 A | Evansville | 0 | 1 | |
| 23 A | Louisville | 0 | 8 | | | | | 94 A | Iowa | 8 | 6 | |
| 23 A | Louisville | 2 | 5 | | | | | | | | | |
| <hr/> | | | | | | | | | | | | |
| | | | | LAST 15 GAMES | | | | | | | | |
| | | | | 279 H IPFW | | | | 251 A North Dakota St. | | | | |
| | | | | 279 H IPFW | | | | 94 A Iowa | | | | |
| | | | | 279 H IPFW | | | | 279 A IPFW | | | | |
| | | | | 279 H IPFW | | | | | | | | |
| | | | | 251 A North Dakota St. | | | | | | | | |
| <hr/> | | | | | | | | | | | | |

Non-Div. I Games: **Ill.-Springfield**

Western Ill.

| | | |
|------------------------|---|---|
| 251 A North Dakota St. | 2 | 4 |
| 251 A North Dakota St. | 6 | 5 |

W
e
s
t
e
r
n
I
l
l
.

W
e
s
t
e
r
n
I
l
l
.

Wofford

| | | | | |
|-----|---|--------|---|---|
| 184 | A | Furman | 1 | 5 |
| 184 | A | Furman | 5 | 6 |

| RPI | S | Opponent | Score | |
|-----|---|---------------|-------|----|
| 263 | H | Savannah St. | 4 | 8 |
| 264 | A | UNC Asheville | 7 | 3 |
| 283 | H | Marist | 1 | 3 |
| 283 | H | Marist | 3 | 8 |
| 283 | H | Marist | 12 | 10 |
| 296 | H | Alcorn | 12 | 2 |
| 296 | H | Alcorn | 9 | 4 |
| 296 | H | Alcorn | 7 | 4 |

Wofford

W
o
f
f
o
r
d

W
o
f
f
o
r
d

| Average RPI Win: 233 | | WON-LOST RECORD | | WINNING PCT. RANK | | LAST 15 GAMES | | STRENGTH OF SCHEDULE | | OPP. STRENGTH OF SCHEDULE | | TEAM RPI | | ADJ RPI | | CONF. RPI | | ADJ CONF. RPI | | | | | |
|-----------------------|---|-----------------|--|-------------------|----|----------------|---|----------------------|--|---------------------------|----|---------------|---|-----------------|--|---------------|---|---------------|---|-----------------|--|-------|----|
| Average RPI Loss: 170 | | | | | | | | | | | | | | | | | | | | | | | |
| DIV. I ONLY | | 19-23-0 | | .45238 176 | | 9-6-0 | | 201 | | 271 | | 217 | | .46787 216 | | 30 | | 30 | | | | | |
| DIV. I NON-CONF. | | 8-14-0 | | .36364 226 | | 5-1-0 | | 40 | | 222 | | 190 | | .48204 190 | | 30 | | 30 | | | | | |
| TOTALS | | RPI 1-25 | | RPI 26-50 | | W-L RECORDS | | RPI 51-100 | | RPI 101-150 | | RPI 150+ | | | | | | | | | | | |
| 19-23-0 | | 1-4-0 | | 0-1-0 | | OVERALL | | 0-0-0 | | 1-5-0 | | 17-13-0 | | | | | | | | | | | |
| 10-11-0 | | 0-2-0 | | 0-0-0 | | HOME | | 0-0-0 | | 1-1-0 | | 9-8-0 | | | | | | | | | | | |
| 9-12-0 | | 1-2-0 | | 0-1-0 | | AWAY | | 0-0-0 | | 0-4-0 | | 8-5-0 | | | | | | | | | | | |
| 0-0-0 | | 0-0-0 | | 0-0-0 | | NEUTRAL | | 0-0-0 | | 0-0-0 | | 0-0-0 | | | | | | | | | | | |
| 8-14-0 | | 1-4-0 | | 0-1-0 | | NON-CONFERENCE | | 0-0-0 | | 1-5-0 | | 6-4-0 | | | | | | | | | | | |
| 7-6-0 | | 0-2-0 | | 0-0-0 | | HOME | | 0-0-0 | | 1-1-0 | | 6-3-0 | | | | | | | | | | | |
| 1-8-0 | | 1-2-0 | | 0-0- | | AWAY | | 0-0-0 | | 0-4-0 | | 0-1-0 | | | | | | | | | | | |
| 0-0-0 | | 0-0-0 | | 0-0-0 | | NEUTRAL | | 0-0-0 | | 0-0-0 | | 0-0-0 | | | | | | | | | | | |
| 11-9-0 | | 0-0-0 | | 0-0-0 | | CONFERENCE | | 0-0-0 | | 0-0-0 | | 11-9-0 | | | | | | | | | | | |
| 3-5-0 | | 0-0-0 | | 0-0-0 | | HOME | | 0-0-0 | | 0-0-0 | | 3-5-0 | | | | | | | | | | | |
| 8-4-0 | | 0-0-0 | | 0-0-0 | | AWAY | | 0-0-0 | | 0-0-0 | | 8-4-0 | | | | | | | | | | | |
| 0-0-0 | | 0-0-0 | | 0-0-0 | | NEUTRAL | | 0-0-0 | | 0-0-0 | | 0-0-0 | | | | | | | | | | | |
| RPI | S | Opponent | | Score | | RPI | S | Opponent | | Score | | RPI | S | Opponent | | Score | | RPI | S | Opponent | | Score | |
| 3 | A | Florida | | 4 | 3 | 45 | A | UCF | | 4 | 11 | 105 | A | FGCU | | 1 | 8 | 105 | A | FGCU | | 2 | 15 |
| 21 | A | Mercer | | 4 | 12 | | | | | | | 105 | A | FGCU | | 3 | 4 | 105 | A | FGCU | | 3 | 4 |
| 21 | A | Mercer | | 2 | 10 | | | | | | | 105 | H | FGCU | | 6 | 7 | 149 | A | Jacksonville | | 1 | 20 |
| 21 | H | Mercer | | 5 | 8 | | | | | | | 149 | H | Jacksonville | | 6 | 5 | 171 | H | Alabama St. | | 2 | 1 |
| 21 | H | Mercer | | 0 | 3 | | | | | | | 171 | H | Alabama St. | | 4 | 3 | 181 | H | Troy | | 6 | 7 |
| | | | | | | | | | | | | 182 | H | North Florida | | 2 | 0 | 200 | A | Stetson | | 3 | 6 |
| | | | | | | | | | | | | 237 | A | Bethune-Cookman | | 5 | 1 | 237 | A | Bethune-Cookman | | 2 | 4 |
| | | | | | | | | | | | | 237 | A | Bethune-Cookman | | 1 | 8 | 237 | A | Bethune-Cookman | | 5 | 10 |
| | | | | | | | | | | | | 237 | H | Bethune-Cookman | | 2 | 4 | 237 | H | Bethune-Cookman | | 6 | 11 |
| | | | | | | | | | | | | 261 | H | Navy | | 7 | 3 | 261 | H | Navy | | 0 | 2 |
| | | | | | | | | | | | | 261 | H | Navy | | 3 | 2 | 263 | A | Savannah St. | | 11 | 7 |
| | | | | | | | | | | | | 263 | A | Savannah St. | | 10 | 7 | 263 | A | Savannah St. | | 3 | 2 |
| | | | | | | | | | | | | 263 | A | Savannah St. | | 6 | 5 | 263 | H | Savannah St. | | 6 | 5 |
| | | | | | | | | | | | | 263 | H | Savannah St. | | 3 | 8 | 263 | H | Savannah St. | | 3 | 8 |
| | | | | | | | | | | | | 263 | H | Savannah St. | | 9 | 8 | 263 | H | Savannah St. | | 9 | 8 |
| | | | | | | | | | | | | 275 | H | Jackson St. | | 7 | 6 | | | | | | |
| LAST 15 GAMES | | | | LAST 15 GAMES | | | | LAST 15 GAMES | | | | LAST 15 GAMES | | | | LAST 15 GAMES | | | | LAST 15 GAMES | | | |
| 284 | A | N.C. Central | | 11 | 15 | 263 | H | Savannah St. | | 9 | 8 | 263 | H | Savannah St. | | 6 | 5 | 263 | H | Savannah St. | | 6 | 5 |
| 284 | A | N.C. Central | | 5 | 8 | 263 | H | Savannah St. | | 6 | 5 | 263 | H | Savannah St. | | 3 | 8 | 263 | H | Savannah St. | | 3 | 8 |
| 284 | A | N.C. Central | | 7 | 3 | 263 | H | Savannah St. | | 3 | 8 | 263 | H | Savannah St. | | 9 | 8 | 263 | H | Savannah St. | | 9 | 8 |
| 3 | A | Florida | | 4 | 3 | 263 | H | Savannah St. | | 3 | 8 | 263 | H | Savannah St. | | 9 | 8 | 263 | H | Savannah St. | | 9 | 8 |
| 171 | H | Alabama St. | | 2 | 1 | 263 | H | Savannah St. | | 3 | 8 | 263 | H | Savannah St. | | 9 | 8 | 263 | H | Savannah St. | | 9 | 8 |

Non-Div. I Games:

Florida A&M

| | | | | |
|-----|---|-------------|---|----|
| 171 | H | Alabama St. | 4 | 3 |
| 45 | A | UCF | 4 | 11 |

| RPI | S | Opponent | Score | |
|-----|---|--------------|-------|----|
| 275 | H | Jackson St. | 6 | 8 |
| 280 | A | N.C. A&T | 4 | 2 |
| 280 | A | N.C. A&T | 5 | 2 |
| 280 | A | N.C. A&T | 11 | 7 |
| 284 | A | N.C. Central | 11 | 15 |
| 284 | A | N.C. Central | 7 | 3 |
| 284 | A | N.C. Central | 5 | 8 |
| 284 | H | N.C. Central | 13 | 5 |
| 284 | H | N.C. Central | 5 | 6 |

Florida A&M

F
l
o
r
i
d
a

A
&
M

F
l
o
r
i
d
a

A
&
M

| Average RPI Win: | | 194 | WON-LOST RECORD | | WINNING PCT. RANK | | LAST 15 GAMES | | STRENGTH OF SCHEDULE | | OPP. STRENGTH OF SCHEDULE | | TEAM RPI | | ADJ RPI | | CONF. RPI | | ADJ CONF. RPI | | | | |
|------------------|---|------------|-----------------|-----------|-------------------|----------------|---------------|---------------|----------------------|-------------|---------------------------|--------------|----------|----------|---------|-------|-----------------|-----|---------------|----------|--|-------|---|
| DIV. I ONLY | | | 15-23-0 | | .39474 | 221 | 4-11-0 | | 230 | | 156 | | 218 | | .4667 | | 217 | 20 | | 20 | | | |
| DIV. I NON-CONF. | | | 9-10-0 | | .47368 | 171 | 0-1-0 | | 185 | | 130 | | 132 | | .51107 | | 132 | 15 | | 15 | | | |
| TOTALS | | RPI 1-25 | | RPI 26-50 | | W-L RECORDS | | RPI 51-100 | | RPI 101-150 | | RPI 150+ | | | | | | | | | | | |
| 15-23-0 | | 1-2-0 | | 0-0-0 | | OVERALL | | 1-9-0 | | 2-5-0 | | 11-7-0 | | | | | | | | | | | |
| 2-5-0 | | 0-0-0 | | 0-0-0 | | HOME | | 0-0-0 | | 1-2-0 | | 1-3-0 | | | | | | | | | | | |
| 7-13-0 | | 1-2-0 | | 0-0-0 | | AWAY | | 1-6-0 | | 1-3-0 | | 4-2-0 | | | | | | | | | | | |
| 6-5-0 | | 0-0-0 | | 0-0-0 | | NEUTRAL | | 0-3-0 | | 0-0-0 | | 6-2-0 | | | | | | | | | | | |
| 9-10-0 | | 1-2-0 | | 0-0-0 | | NON-CONFERENCE | | 0-4-0 | | 0-1-0 | | 8-3-0 | | | | | | | | | | | |
| 0-0-0 | | 0-0-0 | | 0-0-0 | | HOME | | 0-0-0 | | 0-0-0 | | 0-0-0 | | | | | | | | | | | |
| 3-8-0 | | 1-2-0 | | 0-0- | | AWAY | | 0-4-0 | | 0-1-0 | | 2-1-0 | | | | | | | | | | | |
| 6-2-0 | | 0-0-0 | | 0-0-0 | | NEUTRAL | | 0-0-0 | | 0-0-0 | | 6-2-0 | | | | | | | | | | | |
| 6-13-0 | | 0-0-0 | | 0-0-0 | | CONFERENCE | | 1-5-0 | | 2-4-0 | | 3-4-0 | | | | | | | | | | | |
| 2-5-0 | | 0-0-0 | | 0-0-0 | | HOME | | 0-0-0 | | 1-2-0 | | 1-3-0 | | | | | | | | | | | |
| 4-5-0 | | 0-0-0 | | 0-0-0 | | AWAY | | 1-2-0 | | 1-2-0 | | 2-1-0 | | | | | | | | | | | |
| 0-3-0 | | 0-0-0 | | 0-0-0 | | NEUTRAL | | 0-3-0 | | 0-0-0 | | 0-0-0 | | | | | | | | | | | |
| RPI | S | Opponent | | Score | | RPI | S | Opponent | | Score | | RPI | S | Opponent | | Score | | RPI | S | Opponent | | Score | |
| 23 | A | Louisville | | 8 | 21 | | | | | 65 | A | Ball St. | 7 | 3 | 117 | H | Bowling Green | 1 | 3 | | | | |
| 23 | A | Louisville | | 4 | 2 | | | | | 65 | A | Ball St. | 2 | 3 | 117 | H | Bowling Green | 6 | 2 | | | | |
| 23 | A | Louisville | | 0 | 8 | | | | | 65 | A | Ball St. | 6 | 7 | 117 | H | Bowling Green | 9 | 12 | | | | |
| | | | | | | | | | | 79 | A | Memphis | 2 | 4 | 133 | A | Michigan | 4 | 12 | | | | |
| | | | | | | | | | | 79 | A | Memphis | 2 | 5 | 135 | A | Miami (OH) | 3 | 11 | | | | |
| | | | | | | | | | | 79 | A | Memphis | 2 | 3 | 135 | A | Miami (OH) | 2 | 1 | | | | |
| | | | | | | | | | | 97 | N | Buffalo | 3 | 7 | 135 | A | Miami (OH) | 6 | 7 | | | | |
| | | | | | | | | | | 97 | N | Buffalo | 4 | 5 | 151 | N | Boston College | 5 | 3 | | | | |
| | | | | | | | | | | 97 | N | Buffalo | 7 | 8 | 193 | H | Akron | 2 | 8 | | | | |
| | | | | | | | | | | 99 | A | Michigan St. | 3 | 11 | 198 | N | Northeastern | 2 | 1 | | | | |
| | | | | | | | | | | | | | | | 199 | N | Omaha | 1 | 3 | | | | |
| | | | | | | | | | | | | | | | 201 | N | Georgetown | 6 | 4 | | | | |
| | | | | | | | | | | | | | | | 208 | H | Northern Ill. | 0 | 2 | | | | |
| | | | | | | | | | | | | | | | 208 | H | Northern Ill. | 7 | 0 | | | | |
| | | | | | | | | | | | | | | | 208 | H | Northern Ill. | 0 | 1 | | | | |
| | | | | | | | | | | | | | | | 238 | A | Butler | 2 | 3 | | | | |
| | | | | | | | | | | | | | | | 238 | A | Butler | 11 | 1 | | | | |
| | | | | | | | | | | | | | | | 238 | A | Butler | 9 | 3 | | | | |
| | | | | | | | | | | | | | | | 240 | N | Maine | 4 | 1 | | | | |
| | | | | | | | | | | | | | | | 248 | N | Lehigh | 15 | 6 | | | | |
| | | | | | | | | | | | | | | | 248 | N | Lehigh | 4 | 5 | | | | |
| | | | | | | | | | | | | | | | 265 | N | St. Bonaventure | 5 | 1 | | | | |
| | | | | | | | | | | | | | | | 295 | A | Ohio | 4 | 2 | | | | |
| | | | | | | | | | | | | | | | 295 | A | Ohio | 3 | 5 | | | | |
| | | | | | | | | | | | | | | | 295 | A | Ohio | 4 | 0 | | | | |
| LAST 15 GAMES | | | | | | | | | | | | | | | | | | | | | | | |
| | | | | | | 208 | H | Northern Ill. | | 0 | 1 | 97 | N | Buffalo | | 3 | 7 | 295 | A | Ohio | | 4 | 2 |
| | | | | | | 208 | H | Northern Ill. | | 0 | 2 | 97 | N | Buffalo | | 4 | 5 | 295 | A | Ohio | | 3 | 5 |
| | | | | | | 208 | H | Northern Ill. | | 7 | 0 | 97 | N | Buffalo | | 7 | 8 | 295 | A | Ohio | | 4 | 0 |
| | | | | | | 65 | A | Ball St. | | 6 | 7 | | | | | | | | | | | | |
| | | | | | | 65 | A | Ball St. | | 2 | 3 | | | | | | | | | | | | |

Non-Div. I Games:

Western Mich.

| | | |
|---------------|---|---|
| 65 A Ball St. | 7 | 3 |
| 193 H Akron | 2 | 8 |

W
e
s
t
e
r
n
M
i
c
h
.

W
e
s
t
e
r
n
M
i
c
h
.

| Average RPI Win: 217 | | WON-LOST | WINNING | LAST 15 | STRENGTH OF | | OPP. STRENGTH | TEAM | ADJ | CONF. | ADJ CONF. |
|-----------------------|----------|----------|-----------|----------------|-------------|-------|----------------|-------|-------------|-------------------|-----------|
| Average RPI Loss: 197 | | RECORD | PCT. RANK | GAMES | SCHEDULE | | OF SCHEDULE | RPI | RPI | RPI | RPI |
| DIV. I ONLY | | 16-15-0 | .51613 | 135 | 8-7-0 | | 286 | 248 | 219 | .46638 | 218 |
| DIV. I NON-CONF. | | 8-9-0 | .47059 | 176 | 2-1-0 | | 283 | 221 | 207 | .47376 | 207 |
| TOTALS | | RPI 1-25 | RPI 26-50 | | W-L RECORDS | | RPI 51-100 | | RPI 101-150 | | RPI 150+ |
| 16-15-0 | 0-0-0 | 0-1-0 | | OVERALL | | 0-1-0 | | 3-3-0 | | 13-10-0 | |
| 3-4-0 | 0-0-0 | 0-0-0 | | HOME | | 0-0-0 | | 2-1-0 | | 1-3-0 | |
| 8-9-0 | 0-0-0 | 0-1-0 | | AWAY | | 0-1-0 | | 1-2-0 | | 7-5-0 | |
| 5-2-0 | 0-0-0 | 0-0-0 | | NEUTRAL | | 0-0-0 | | 0-0-0 | | 5-2-0 | |
| 8-9-0 | 0-0-0 | 0-1-0 | | NON-CONFERENCE | | 0-1-0 | | 1-2-0 | | 7-5-0 | |
| 0-0-0 | 0-0-0 | 0-0-0 | | HOME | | 0-0-0 | | 0-0-0 | | 0-0-0 | |
| 4-7-0 | 0-0-0 | 0-0- | | AWAY | | 0-1-0 | | 1-2-0 | | 3-3-0 | |
| 4-2-0 | 0-0-0 | 0-0-0 | | NEUTRAL | | 0-0-0 | | 0-0-0 | | 4-2-0 | |
| 8-6-0 | 0-0-0 | 0-0-0 | | CONFERENCE | | 0-0-0 | | 2-1-0 | | 6-5-0 | |
| 3-4-0 | 0-0-0 | 0-0-0 | | HOME | | 0-0-0 | | 2-1-0 | | 1-3-0 | |
| 4-2-0 | 0-0-0 | 0-0-0 | | AWAY | | 0-0-0 | | 0-0-0 | | 4-2-0 | |
| 1-0-0 | 0-0-0 | 0-0-0 | | NEUTRAL | | 0-0-0 | | 0-0-0 | | 1-0-0 | |
| RPI S | Opponent | Score | RPI S | Opponent | Score | RPI S | Opponent | Score | RPI S | Opponent | Score |
| | | | 30 A | Bryant | 4 5 | 71 A | William & Mary | 4 16 | 126 H | Stony Brook | 3 9 |
| | | | | | | | | | 126 H | Stony Brook | 2 1 |
| | | | | | | | | | 126 H | Stony Brook | 3 1 |
| | | | | | | | | | 137 A | Virginia Tech | 3 4 |
| | | | | | | | | | 137 A | Virginia Tech | 6 4 |
| | | | | | | | | | 140 A | Central Conn. St. | 3 4 |
| | | | | | | | | | 151 A | Boston College | 6 7 |
| | | | | | | | | | 168 H | Binghamton | 4 2 |
| | | | | | | | | | 168 N | Binghamton | 4 2 |
| | | | | | | | | | 177 A | Fairfield | 4 2 |
| | | | | | | | | | 204 N | Cincinnati | 6 2 |
| | | | | | | | | | 204 N | Cincinnati | 1 0 |
| | | | | | | | | | 235 A | Yale | 0 1 |
| | | | | | | | | | 240 H | Maine | 2 3 |
| | | | | | | | | | 240 H | Maine | 4 5 |
| | | | | | | | | | 240 H | Maine | 1 2 |
| | | | | | | | | | 241 N | Temple | 14 3 |
| | | | | | | | | | 245 N | Brown | 3 9 |
| | | | | | | | | | 245 N | Brown | 2 8 |
| | | | | | | | | | 257 A | Rhode Island | 8 4 |
| | | | | | | | | | 268 A | UMBC | 5 1 |
| | | | | | | | | | 268 A | UMBC | 15 1 |
| | | | | | | | | | 268 A | UMBC | 12 8 |
| | | | | | | | | | 283 A | Marist | 8 5 |
| | | | | | | | | | 286 A | Rider | 1 5 |
| | | | | | | | | | 286 N | Rider | 2 1 |
| | | | | | | | | | 288 A | Albany (NY) | 11 4 |
| LAST 15 GAMES | | | 268 A | UMBC | 12 8 | 151 A | Boston College | 6 7 | 268 A | UMBC | 12 8 |
| | | | 268 A | UMBC | 15 1 | 240 H | Maine | 1 2 | 283 A | Marist | 8 5 |
| | | | 268 A | UMBC | 5 1 | 240 H | Maine | 2 3 | 286 A | Rider | 1 5 |
| | | | 283 A | Marist | 8 5 | | | | 286 N | Rider | 2 1 |
| | | | 126 H | Stony Brook | 3 1 | | | | 288 A | Albany (NY) | 11 4 |

Non-Div. I Games:

UMass Lowell

| | | |
|-------------------|---|---|
| 126 H Stony Brook | 2 | 1 |
| 126 H Stony Brook | 3 | 9 |

| RPI | S | Opponent | Score |
|-----|---|-------------|-------|
| 288 | A | Albany (NY) | 7 8 |
| 288 | A | Albany (NY) | 2 3 |

UMass Lowell

U
M
a
s
s
L
o
w
e
l
l

U
M
a
s
s
L
o
w
e
l
l

| Average RPI Win: | 228 | WON-LOST | WINNING | LAST 15 | STRENGTH OF | OPP. STRENGTH | TEAM | ADJ | CONF. | ADJ CONF. | |
|-------------------|----------|-----------|-----------|------------------|-------------|------------------|-------|---------------------|-------|-----------|-------|
| Average RPI Loss: | 164 | RECORD | PCT. RANK | GAMES | SCHEDULE | OF SCHEDULE | RPI | RPI | RPI | RPI | |
| DIV. I ONLY | 18-21-0 | .46154 | 169 | 5-10-0 | 260 | 218 | 220 | .46585 | 219 | 22 | 22 |
| DIV. I NON-CONF. | 9-10-0 | .47368 | 171 | 1-2-0 | 275 | 249 | 202 | .47497 | 202 | 16 | 16 |
| <hr/> | | | | | | | | | | | |
| TOTALS | RPI 1-25 | RPI 26-50 | | W-L RECORDS | | RPI 51-100 | | RPI 101-150 | | RPI 150+ | |
| 18-21-0 | 0-0-0 | 0-0-0 | | OVERALL | | 0-4-0 | | 1-3-0 | | 17-14-0 | |
| 4-8-0 | 0-0-0 | 0-0-0 | | HOME | | 0-4-0 | | 0-0-0 | | 4-4-0 | |
| 14-9-0 | 0-0-0 | 0-0-0 | | AWAY | | 0-0-0 | | 1-3-0 | | 13-6-0 | |
| 0-4-0 | 0-0-0 | 0-0-0 | | NEUTRAL | | 0-0-0 | | 0-0-0 | | 0-4-0 | |
| 9-10-0 | 0-0-0 | 0-0-0 | | NON-CONFERENCE | | 0-0-0 | | 0-0-0 | | 9-10-0 | |
| 0-2-0 | 0-0-0 | 0-0-0 | | HOME | | 0-0-0 | | 0-0-0 | | 0-2-0 | |
| 9-4-0 | 0-0-0 | 0-0- | | AWAY | | 0-0-0 | | 0-0-0 | | 9-4-0 | |
| 0-4-0 | 0-0-0 | 0-0-0 | | NEUTRAL | | 0-0-0 | | 0-0-0 | | 0-4-0 | |
| 9-11-0 | 0-0-0 | 0-0-0 | | CONFERENCE | | 0-4-0 | | 1-3-0 | | 8-4-0 | |
| 4-6-0 | 0-0-0 | 0-0-0 | | HOME | | 0-4-0 | | 0-0-0 | | 4-2-0 | |
| 5-5-0 | 0-0-0 | 0-0-0 | | AWAY | | 0-0-0 | | 1-3-0 | | 4-2-0 | |
| 0-0-0 | 0-0-0 | 0-0-0 | | NEUTRAL | | 0-0-0 | | 0-0-0 | | 0-0-0 | |
| RPI | S | Opponent | Score | RPI | S | Opponent | Score | RPI | S | Opponent | Score |
| | | | | | | 52 H Columbia | 0 1 | 146 A Penn | | 2 11 | |
| | | | | | | 52 H Columbia | 4 8 | 146 A Penn | | 9 0 | |
| | | | | | | 52 H Columbia | 0 2 | 146 A Penn | | 2 9 | |
| | | | | | | 52 H Columbia | 0 8 | 146 A Penn | | 2 4 | |
| | | | | | | | | 162 N Sacred Heart | | 1 2 | |
| | | | | | | | | 162 N Sacred Heart | | 2 7 | |
| | | | | | | | | 162 N Sacred Heart | | 3 5 | |
| | | | | | | | | 162 N Sacred Heart | | 0 3 | |
| | | | | | | | | 168 A Binghamton | | 6 1 | |
| | | | | | | | | 168 H Binghamton | | 0 7 | |
| | | | | | | | | 168 H Binghamton | | 6 8 | |
| | | | | | | | | 174 A George Mason | | 1 2 | |
| | | | | | | | | 174 A George Mason | | 3 2 | |
| | | | | | | | | 176 A James Madison | | 17 8 | |
| | | | | | | | | 176 A James Madison | | 14 8 | |
| | | | | | | | | 176 A James Madison | | 15 16 | |
| | | | | | | | | 191 H Dartmouth | | 3 2 | |
| | | | | | | | | 191 H Dartmouth | | 4 5 | |
| | | | | | | | | 234 A Princeton | | 4 2 | |
| | | | | | | | | 234 A Princeton | | 4 5 | |
| | | | | | | | | 234 H Princeton | | 4 2 | |
| | | | | | | | | 234 H Princeton | | 6 4 | |
| | | | | LAST 15 GAMES | | | | 234 H Princeton | | 6 4 | |
| | | | | 234 A Princeton | 4 5 | 52 H Columbia | 0 8 | 235 A Yale | | 0 1 | |
| | | | | 234 A Princeton | 4 2 | 52 H Columbia | 0 1 | 235 A Yale | | 6 4 | |
| | | | | 234 H Princeton | 4 2 | 168 H Binghamton | 0 7 | 245 A Brown | | 4 1 | |
| | | | | 234 H Princeton | 6 4 | | | 245 A Brown | | 6 5 | |
| | | | | 168 H Binghamton | 6 8 | | | 258 H Harvard | | 5 6 | |

Non-Div. I Games:

Cornell

| | | | | |
|----|---|----------|---|---|
| 52 | H | Columbia | 4 | 8 |
| 52 | H | Columbia | 0 | 2 |

| RPI | S | Opponent | Score | |
|-----|---|-------------------|-------|---|
| 258 | H | Harvard | 6 | 2 |
| 261 | A | Navy | 4 | 2 |
| 261 | A | Navy | 3 | 2 |
| 261 | A | Navy | 2 | 4 |
| 287 | A | George Washington | 4 | 3 |
| 287 | A | George Washington | 6 | 2 |
| 287 | A | George Washington | 3 | 4 |
| 287 | A | George Washington | 8 | 1 |

Cornell

C
o
r
n
e
l
l

C
o
r
n
e
l
l

| | | | | | | | | | | | | | | | |
|-------------------|----------|-----------|-----------|----------------|---------|-----------------|-------|---------------|------|----------|-------|-------------------|----|----------|-------|
| Average RPI Win: | 206 | WON-LOST | WINNING | | LAST 15 | STRENGTH OF | | OPP. STRENGTH | TEAM | ADJ | CONF. | ADJ CONF. | | | |
| Average RPI Loss: | 170 | RECORD | PCT. RANK | | GAMES | SCHEDULE | | OF SCHEDULE | RPI | RPI | RPI | RPI | | | |
| DIV. I ONLY | | 13-31-0 | .29545 | 277 | 3-12-0 | 105 | | 280 | 221 | .46579 | 220 | 23 | 23 | | |
| DIV. I NON-CONF. | | 9-17-0 | .34615 | 236 | 2-1-0 | 102 | | 274 | 182 | .48668 | 182 | 28 | 28 | | |
| ----- | | | | | | | | | | | | | | | |
| TOTALS | RPI 1-25 | RPI 26-50 | | W-L RECORDS | | RPI 51-100 | | RPI 101-150 | | RPI 150+ | | | | | |
| 13-31-0 | 0-0-0 | 2-2-0 | | OVERALL | | 0-0-0 | | 1-16-0 | | 10-13-0 | | | | | |
| 4-7-0 | 0-0-0 | 0-0-0 | | HOME | | 0-0-0 | | 0-6-0 | | 4-1-0 | | | | | |
| 9-24-0 | 0-0-0 | 2-2-0 | | AWAY | | 0-0-0 | | 1-10-0 | | 6-12-0 | | | | | |
| 0-0-0 | 0-0-0 | 0-0-0 | | NEUTRAL | | 0-0-0 | | 0-0-0 | | 0-0-0 | | | | | |
| 9-17-0 | 0-0-0 | 2-2-0 | | NON-CONFERENCE | | 0-0-0 | | 0-9-0 | | 7-6-0 | | | | | |
| 3-2-0 | 0-0-0 | 0-0-0 | | HOME | | 0-0-0 | | 0-2-0 | | 3-0-0 | | | | | |
| 6-15-0 | 0-0-0 | 2-0- | | AWAY | | 0-0-0 | | 0-7-0 | | 4-6-0 | | | | | |
| 0-0-0 | 0-0-0 | 0-0-0 | | NEUTRAL | | 0-0-0 | | 0-0-0 | | 0-0-0 | | | | | |
| 4-14-0 | 0-0-0 | 0-0-0 | | CONFERENCE | | 0-0-0 | | 1-7-0 | | 3-7-0 | | | | | |
| 1-5-0 | 0-0-0 | 0-0-0 | | HOME | | 0-0-0 | | 0-4-0 | | 1-1-0 | | | | | |
| 3-9-0 | 0-0-0 | 0-0-0 | | AWAY | | 0-0-0 | | 1-3-0 | | 2-6-0 | | | | | |
| 0-0-0 | 0-0-0 | 0-0-0 | | NEUTRAL | | 0-0-0 | | 0-0-0 | | 0-0-0 | | | | | |
| RPI | S | Opponent | Score | RPI | S | Opponent | Score | RPI | S | Opponent | Score | RPI | S | Opponent | Score |
| | | | | 41 | A | Mississippi St. | 2 6 | | | 115 | A | St. John's (NY) | 3 | 9 | |
| | | | | 41 | A | Mississippi St. | 6 1 | | | 115 | A | St. John's (NY) | 3 | 5 | |
| | | | | 41 | A | Mississippi St. | 7 6 | | | 115 | A | St. John's (NY) | 3 | 4 | |
| | | | | 41 | A | Mississippi St. | 4 8 | | | 127 | A | Ga. Southern | 1 | 7 | |
| | | | | | | | | | | 127 | A | Ga. Southern | 8 | 9 | |
| | | | | | | | | | | 127 | A | Ga. Southern | 2 | 6 | |
| | | | | | | | | | | 127 | A | Ga. Southern | 1 | 3 | |
| | | | | | | | | | | 130 | A | Bucknell | 0 | 5 | |
| | | | | | | | | | | 130 | A | Bucknell | 2 | 4 | |
| | | | | | | | | | | 130 | A | Bucknell | 4 | 0 | |
| | | | | | | | | | | 130 | A | Bucknell | 3 | 7 | |
| | | | | | | | | | | 136 | H | Army | 1 | 5 | |
| | | | | | | | | | | 136 | H | Army | 0 | 1 | |
| | | | | | | | | | | 136 | H | Army | 1 | 5 | |
| | | | | | | | | | | 136 | H | Army | 0 | 3 | |
| | | | | | | | | | | 140 | H | Central Conn. St. | 4 | 6 | |
| | | | | | | | | | | 150 | H | Hartford | 6 | 8 | |
| | | | | | | | | | | 191 | A | Dartmouth | 7 | 8 | |
| | | | | | | | | | | 231 | A | Charleston So. | 7 | 12 | |
| | | | | | | | | | | 231 | A | Charleston So. | 4 | 10 | |
| | | | | | | | | | | 231 | A | Charleston So. | 0 | 1 | |
| | | | | | | | | | | 231 | A | Charleston So. | 7 | 1 | |
| | | | | | | | | | | 232 | A | Siena | 8 | 14 | |
| | | | | | | | | | | 235 | A | Yale | 8 | 3 | |
| | | | | | | | | | | 235 | A | Yale | 16 | 6 | |
| | | | | | | | | | | 235 | A | Yale | 3 | 4 | |
| | | | | | | | | | | 235 | A | Yale | 10 | 3 | |
| | | | | | | | | | | | | | | | |
| | | | | | | | | | | | | | | | |
| | | | | | | | | | | | | | | | |
| | | | | | | | | | | | | | | | |
| | | | | | | | | | | | | | | | |
| | | | | | | | | | | | | | | | |
| | | | | | | | | | | | | | | | |
| | | | | | | | | | | | | | | | |
| | | | | | | | | | | | | | | | |
| | | | | | | | | | | | | | | | |
| | | | | | | | | | | | | | | | |
| | | | | | | | | | | | | | | | |
| | | | | | | | | | | | | | | | |
| | | | | | | | | | | | | | | | |
| | | | | | | | | | | | | | | | |
| | | | | | | | | | | | | | | | |
| | | | | | | | | | | | | | | | |
| | | | | | | | | | | | | | | | |
| | | | | | | | | | | | | | | | |
| | | | | | | | | | | | | | | | |
| | | | | | | | | | | | | | | | |
| | | | | | | | | | | | | | | | |
| | | | | | | | | | | | | | | | |
| | | | | | | | | | | | | | | | |
| | | | | | | | | | | | | | | | |
| | | | | | | | | | | | | | | | |
| | | | | | | | | | | | | | | | |
| | | | | | | | | | | | | | | | |
| | | | | | | | | | | | | | | | |
| | | | | | | | | | | | | | | | |
| | | | | | | | | | | | | | | | |
| | | | | | | | | | | | | | | | |
| | | | | | | | | | | | | | | | |
| | | | | | | | | | | | | | | | |
| | | | | | | | | | | | | | | | |
| | | | | | | | | | | | | | | | |
| | | | | | | | | | | | | | | | |
| | | | | | | | | | | | | | | | |
| | | | | | | | | | | | | | | | |
| | | | | | | | | | | | | | | | |
| | | | | | | | | | | | | | | | |

Non-Div. I Games:

Holy Cross

| | | | | |
|-----|---|-------|----|---|
| 240 | H | Maine | 10 | 5 |
| 136 | H | Army | 0 | 3 |

| RPI | S | Opponent | Score | |
|-----|---|-----------|-------|----|
| 240 | H | Maine | 10 | 5 |
| 245 | H | Brown | 9 | 0 |
| 246 | H | Lafayette | 2 | 3 |
| 246 | H | Lafayette | 6 | 5 |
| 248 | A | Lehigh | 5 | 6 |
| 248 | A | Lehigh | 0 | 3 |
| 248 | A | Lehigh | 0 | 1 |
| 248 | A | Lehigh | 3 | 15 |
| 261 | A | Navy | 6 | 1 |
| 261 | A | Navy | 1 | 3 |
| 261 | A | Navy | 6 | 3 |
| 261 | A | Navy | 2 | 13 |
| 283 | H | Marist | 5 | 3 |

| | | | | | | | | | | | |
|------------------|----------|-----------------|-------------------|----------------|----------------------|---------------------------|-------------------|---------|-----------|------------------|-------|
| Average RPI Win: | 194 | WON-LOST RECORD | WINNING PCT. RANK | LAST 15 GAMES | STRENGTH OF SCHEDULE | OPP. STRENGTH OF SCHEDULE | TEAM RPI | ADJ RPI | CONF. RPI | ADJ CONF. RPI | |
| DIV. I ONLY | 15-25-0 | .375 | 236 | 5-10-0 | 133 | 232 | 215 | .46577 | 221 | 21 | 21 |
| DIV. I NON-CONF. | 3-13-0 | .1875 | 285 | 1-2-0 | 154 | 250 | 278 | .42354 | 280 | 22 | 22 |
| <hr/> | | | | | | | | | | | |
| TOTALS | RPI 1-25 | RPI 26-50 | | W-L RECORDS | RPI 51-100 | | RPI 101-150 | | RPI 150+ | | |
| 15-25-0 | 0-0-0 | 0-2-0 | | OVERALL | 0-7-0 | | 4-6-0 | | 11-10-0 | | |
| 9-9-0 | 0-0-0 | 0-2-0 | | HOME | 0-0-0 | | 4-3-0 | | 5-4-0 | | |
| 5-16-0 | 0-0-0 | 0-0-0 | | AWAY | 0-7-0 | | 0-3-0 | | 5-6-0 | | |
| 1-0-0 | 0-0-0 | 0-0-0 | | NEUTRAL | 0-0-0 | | 0-0-0 | | 1-0-0 | | |
| <hr/> | | | | | | | | | | | |
| 3-13-0 | 0-0-0 | 0-2-0 | | NON-CONFERENCE | 0-4-0 | | 1-3-0 | | 2-4-0 | | |
| 1-2-0 | 0-0-0 | 0-2-0 | | HOME | 0-0-0 | | 1-0-0 | | 0-0-0 | | |
| 1-11-0 | 0-0-0 | 0-0- | | AWAY | 0-4-0 | | 0-3-0 | | 1-4-0 | | |
| 1-0-0 | 0-0-0 | 0-0-0 | | NEUTRAL | 0-0-0 | | 0-0-0 | | 1-0-0 | | |
| <hr/> | | | | | | | | | | | |
| 12-12-0 | 0-0-0 | 0-0-0 | | CONFERENCE | 0-3-0 | | 3-3-0 | | 9-6-0 | | |
| 8-7-0 | 0-0-0 | 0-0-0 | | HOME | 0-0-0 | | 3-3-0 | | 5-4-0 | | |
| 4-5-0 | 0-0-0 | 0-0-0 | | AWAY | 0-3-0 | | 0-0-0 | | 4-2-0 | | |
| 0-0-0 | 0-0-0 | 0-0-0 | | NEUTRAL | 0-0-0 | | 0-0-0 | | 0-0-0 | | |
| <hr/> | | | | | | | | | | | |
| RPI S | Opponent | Score | RPI S | Opponent | Score | RPI S | Opponent | Score | RPI S | Opponent | Score |
| | | | 32 H | Illinois St. | 5 6 | 51 A | Evansville | 7 15 | 127 A | Ga. Southern | 5 14 |
| | | | 32 H | Illinois St. | 3 17 | 80 A | Southeast Mo. St. | 1 12 | 127 A | Ga. Southern | 2 8 |
| | | | | | | 80 A | Southeast Mo. St. | 7 8 | 131 H | Tennessee Tech | 5 8 |
| | | | | | | 80 A | Southeast Mo. St. | 7 8 | 131 H | Tennessee Tech | 3 1 |
| | | | | | | 84 A | Wichita St. | 3 7 | 131 H | Tennessee Tech | 6 10 |
| | | | | | | 84 A | Wichita St. | 2 21 | 144 H | Jacksonville St. | 7 6 |
| | | | | | | 84 A | Wichita St. | 1 6 | 144 H | Jacksonville St. | 9 8 |
| | | | | | | | | | 144 H | Jacksonville St. | 2 5 |
| | | | | | | | | | 145 A | Bradley | 1 5 |
| | | | | | | | | | 145 H | Bradley | 6 5 |
| | | | | | | | | | 160 A | Eastern Ky. | 4 2 |
| | | | | | | | | | 160 A | Eastern Ky. | 8 9 |
| | | | | | | | | | 160 A | Eastern Ky. | 3 8 |
| | | | | | | | | | 165 H | Eastern Ill. | 8 7 |
| | | | | | | | | | 165 H | Eastern Ill. | 4 5 |
| | | | | | | | | | 165 H | Eastern Ill. | 6 4 |
| | | | | | | | | | 175 A | Saint Louis | 4 9 |
| | | | | | | | | | 183 H | Morehead St. | 7 8 |
| | | | | | | | | | 183 H | Morehead St. | 11 4 |
| | | | | | | | | | 183 H | Morehead St. | 9 8 |
| | | | | | | | | | 205 H | Belmont | 3 2 |
| | | | | | | | | | 205 H | Belmont | 5 8 |
| | | | | | | | | | 205 H | Belmont | 3 8 |
| | | | | | | | | | 244 A | Murray St. | 3 1 |
| | | | | | | | | | 244 A | Murray St. | 6 2 |
| | | | | | | | | | 244 A | Murray St. | 8 0 |
| | | | | | | | | | 256 A | New Mexico St. | 1 4 |
| <hr/> | | | | | | | | | | | |
| LAST 15 GAMES | | | | | | | | | | | |
| | | | | | | | | | | | |
| | | | | | | | | | | | |
| | | | | | | | | | | | |
| | | | | | | | | | | | |
| | | | | | | | | | | | |

Non-Div. I Games: Maryville (MO) 6 7

SIU Edwardsville

| | | | | |
|-----|---|-------------|---|---|
| 160 | A | Eastern Ky. | 8 | 9 |
| 160 | A | Eastern Ky. | 4 | 2 |

| RPI | S | Opponent | Score | |
|-----|---|----------------|-------|----|
| 256 | A | New Mexico St. | 2 | 12 |
| 256 | A | New Mexico St. | 12 | 16 |
| 256 | A | New Mexico St. | 4 | 3 |
| 295 | N | Ohio | 7 | 3 |

SIU Edwardsville

SIU Edwardsville

SIU Edwardsville

| Average RPI Win: 193 | | WON-LOST RECORD | | WINNING PCT. RANK | | LAST 15 GAMES | | STRENGTH OF SCHEDULE | | OPP. STRENGTH OF SCHEDULE | | TEAM RPI | | ADJ RPI | | CONF. RPI | | ADJ CONF. RPI | |
|----------------------|---|-----------------|--|-------------------|--|----------------|---|----------------------|---|---------------------------|---|----------|-----|----------|-----------------|-----------|----|---------------|--|
| DIV. I ONLY | | 18-22-0 | | .45 | | 180 | | 247 | | 193 | | 222 | | .46537 | | 222 | | 24 | |
| DIV. I NON-CONF. | | 8-14-0 | | .36364 | | 226 | | 163 | | 205 | | 215 | | .47204 | | 213 | | 25 | |
| TOTALS | | RPI 1-25 | | RPI 26-50 | | W-L RECORDS | | RPI 51-100 | | RPI 101-150 | | RPI 150+ | | | | | | | |
| 18-22-0 | | 0-0-0 | | 0-0-0 | | OVERALL | | 5-4-0 | | 1-6-0 | | 12-12-0 | | | | | | | |
| 9-5-0 | | 0-0-0 | | 0-0-0 | | HOME | | 2-0-0 | | 0-0-0 | | 7-5-0 | | | | | | | |
| 8-13-0 | | 0-0-0 | | 0-0-0 | | AWAY | | 2-4-0 | | 1-2-0 | | 5-7-0 | | | | | | | |
| 1-4-0 | | 0-0-0 | | 0-0-0 | | NEUTRAL | | 1-0-0 | | 0-4-0 | | 0-0-0 | | | | | | | |
| 8-14-0 | | 0-0-0 | | 0-0-0 | | NON-CONFERENCE | | 4-2-0 | | 1-6-0 | | 3-6-0 | | | | | | | |
| 3-2-0 | | 0-0-0 | | 0-0-0 | | HOME | | 2-0-0 | | 0-0-0 | | 1-2-0 | | | | | | | |
| 4-8-0 | | 0-0-0 | | 0-0- | | AWAY | | 1-2-0 | | 1-2-0 | | 2-4-0 | | | | | | | |
| 1-4-0 | | 0-0-0 | | 0-0-0 | | NEUTRAL | | 1-0-0 | | 0-4-0 | | 0-0-0 | | | | | | | |
| 10-8-0 | | 0-0-0 | | 0-0-0 | | CONFERENCE | | 1-2-0 | | 0-0-0 | | 9-6-0 | | | | | | | |
| 6-3-0 | | 0-0-0 | | 0-0-0 | | HOME | | 0-0-0 | | 0-0-0 | | 6-3-0 | | | | | | | |
| 4-5-0 | | 0-0-0 | | 0-0-0 | | AWAY | | 1-2-0 | | 0-0-0 | | 3-3-0 | | | | | | | |
| 0-0-0 | | 0-0-0 | | 0-0-0 | | NEUTRAL | | 0-0-0 | | 0-0-0 | | 0-0-0 | | | | | | | |
| RPI | S | Opponent | | Score | | RPI | S | Opponent | | Score | | RPI | S | Opponent | | Score | | | |
| | | | | | | | | 65 | N | Ball St. | 4 | 3 | 103 | A | Middle Tenn. | 6 | 8 | | |
| | | | | | | | | 75 | A | Saint Joseph's | 2 | 3 | 104 | N | Xavier | 1 | 16 | | |
| | | | | | | | | 75 | A | Saint Joseph's | 2 | 10 | 135 | A | Miami (OH) | 4 | 8 | | |
| | | | | | | | | 75 | A | Saint Joseph's | 6 | 1 | 135 | A | Miami (OH) | 10 | 2 | | |
| | | | | | | | | 82 | A | Ohio St. | 8 | 5 | 145 | N | Bradley | 0 | 5 | | |
| | | | | | | | | 86 | A | Wright St. | 4 | 8 | 145 | N | Bradley | 5 | 8 | | |
| | | | | | | | | 86 | A | Wright St. | 1 | 13 | 145 | N | Bradley | 5 | 11 | | |
| | | | | | | | | 100 | H | Canisius | 9 | 4 | 159 | A | Lipscomb | 3 | 12 | | |
| | | | | | | | | 100 | H | Canisius | 5 | 3 | 186 | A | Toledo | 4 | 5 | | |
| | | | | | | | | | | | | | 186 | H | Toledo | 6 | 11 | | |
| | | | | | | | | | | | | | 196 | H | Richmond | 2 | 4 | | |
| | | | | | | | | | | | | | 196 | H | Richmond | 10 | 9 | | |
| | | | | | | | | | | | | | 196 | H | Richmond | 19 | 10 | | |
| | | | | | | | | | | | | | 204 | H | Cincinnati | 5 | 18 | | |
| | | | | | | | | | | | | | 205 | A | Belmont | 4 | 1 | | |
| | | | | | | | | | | | | | 213 | A | Austin Peay | 5 | 8 | | |
| | | | | | | | | | | | | | 215 | A | Wofford | 14 | 5 | | |
| | | | | | | | | | | | | | 250 | A | Fordham | 3 | 6 | | |
| | | | | | | | | | | | | | 250 | A | Fordham | 4 | 5 | | |
| | | | | | | | | | | | | | 250 | A | Fordham | 6 | 3 | | |
| | | | | | | | | | | | | | 254 | A | USC Upstate | 2 | 13 | | |
| | | | | | | | | | | | | | 257 | H | Rhode Island | 9 | 5 | | |
| | | | | | | | | | | | | | 257 | H | Rhode Island | 1 | 0 | | |
| | | | | | | | | | | | | | 257 | H | Rhode Island | 8 | 3 | | |
| | | | | | | | | | | | | | 265 | H | St. Bonaventure | 4 | 13 | | |
| | | | | | | | | | | | | | 265 | H | St. Bonaventure | 5 | 1 | | |
| | | | | | | | | | | | | | 265 | H | St. Bonaventure | 9 | 10 | | |
| | | | | | | | | | | | | | | | | | | | |
| | | | | | | | | | | | | | | | | | | | |
| | | | | | | | | | | | | | | | | | | | |
| | | | | | | | | | | | | | | | | | | | |
| | | | | | | | | | | | | | | | | | | | |
| | | | | | | | | | | | | | | | | | | | |
| | | | | | | | | | | | | | | | | | | | |
| | | | | | | | | | | | | | | | | | | | |
| | | | | | | | | | | | | | | | | | | | |
| | | | | | | | | | | | | | | | | | | | |
| | | | | | | | | | | | | | | | | | | | |
| | | | | | | | | | | | | | | | | | | | |
| | | | | | | | | | | | | | | | | | | | |
| | | | | | | | | | | | | | | | | | | | |
| | | | | | | | | | | | | | | | | | | | |
| | | | | | | | | | | | | | | | | | | | |
| | | | | | | | | | | | | | | | | | | | |
| | | | | | | | | | | | | | | | | | | | |
| | | | | | | | | | | | | | | | | | | | |
| | | | | | | | | | | | | | | | | | | | |
| | | | | | | | | | | | | | | | | | | | |
| | | | | | | | | | | | | | | | | | | | |
| | | | | | | | | | | | | | | | | | | | |
| | | | | | | | | | | | | | | | | | | | |
| | | | | | | | | | | | | | | | | | | | |
| | | | | | | | | | | | | | | | | | | | |
| | | | | | | | | | | | | | | | | | | | |
| | | | | | | | | | | | | | | | | | | | |
| | | | | | | | | | | | | | | | | | | | |
| | | | | | | | | | | | | | | | | | | | |
| | | | | | | | | | | | | | | | | | | | |
| | | | | | | | | | | | | | | | | | | | |
| | | | | | | | | | | | | | | | | | | | |
| | | | | | | | | | | | | | | | | | | | |
| | | | | | | | | | | | | | | | | | | | |
| | | | | | | | | | | | | | | | | | | | |
| | | | | | | | | | | | | | | | | | | | |
| | | | | | | | | | | | | | | | | | | | |
| | | | | | | | | | | | | | | | | | | | |
| | | | | | | | | | | | | | | | | | | | |

Non-Div. I Games: Baldwin Wallace 12 9

Dayton

| | | | | |
|----|---|----------------|---|----|
| 75 | A | Saint Joseph's | 2 | 10 |
| 75 | A | Saint Joseph's | 2 | 3 |

| RPI | S | Opponent | Score | |
|-----|---|---------------|-------|---|
| 270 | A | Massachusetts | 6 | 5 |
| 270 | A | Massachusetts | 4 | 5 |
| 270 | A | Massachusetts | 6 | 2 |
| 271 | H | Eastern Mich. | 7 | 6 |

| | | | | | | | | | | | |
|-------------------|----------|-----------------------|----------------|----------------------|-------------|-----------------------|-------|--------|-------|-----------|----|
| Average RPI Win: | 196 | WON-LOST | WINNING | LAST 15 | STRENGTH OF | OPP. STRENGTH | TEAM | ADJ | CONF. | ADJ CONF. | |
| Average RPI Loss: | 158 | RECORD | PCT. RANK | GAMES | SCHEDULE | OF SCHEDULE | RPI | RPI | RPI | RPI | |
| DIV. I ONLY | 18-23-0 | .43902 | 191 | 8-6-0 | 208 | 197 | 223 | .46476 | 223 | 16 | 15 |
| DIV. I NON-CONF. | 9-11-0 | .45 | 185 | 2-0-0 | 229 | 210 | 208 | .47352 | 208 | 19 | 19 |
| TOTALS | RPI 1-25 | RPI 26-50 | W-L RECORDS | RPI 51-100 | RPI 101-150 | RPI 150+ | | | | | |
| 18-23-0 | 0-2-0 | 0-2-0 | OVERALL | 3-5-0 | 0-1-0 | 15-13-0 | | | | | |
| 10-12-0 | 0-2-0 | 0-0-0 | HOME | 1-2-0 | 0-0-0 | 9-8-0 | | | | | |
| 8-9-0 | 0-0-0 | 0-1-0 | AWAY | 2-2-0 | 0-1-0 | 6-5-0 | | | | | |
| 0-2-0 | 0-0-0 | 0-1-0 | NEUTRAL | 0-1-0 | 0-0-0 | 0-0-0 | | | | | |
| 9-11-0 | 0-0-0 | 0-1-0 | NON-CONFERENCE | 2-3-0 | 0-1-0 | 7-6-0 | | | | | |
| 3-5-0 | 0-0-0 | 0-0-0 | HOME | 0-0-0 | 0-0-0 | 3-5-0 | | | | | |
| 6-5-0 | 0-0-0 | 0-0- | AWAY | 2-2-0 | 0-1-0 | 4-1-0 | | | | | |
| 0-1-0 | 0-0-0 | 0-0-0 | NEUTRAL | 0-1-0 | 0-0-0 | 0-0-0 | | | | | |
| 9-12-0 | 0-2-0 | 0-1-0 | CONFERENCE | 1-2-0 | 0-0-0 | 8-7-0 | | | | | |
| 7-7-0 | 0-2-0 | 0-0-0 | HOME | 1-2-0 | 0-0-0 | 6-3-0 | | | | | |
| 2-4-0 | 0-0-0 | 0-0-0 | AWAY | 0-0-0 | 0-0-0 | 2-4-0 | | | | | |
| 0-1-0 | 0-0-0 | 0-1-0 | NEUTRAL | 0-0-0 | 0-0-0 | 0-0-0 | | | | | |
| RPI S Opponent | Score | RPI S Opponent | Score | RPI S Opponent | Score | RPI S Opponent | Score | | | | |
| 22 H Liberty | 1 4 | 36 N High Point | 1 2 | 75 N Saint Joseph's | 4 5 | 111 A Elon | 0 5 | | | | |
| 22 H Liberty | 1 5 | 42 A North Carolina | 1 7 | 93 A Kennesaw St. | 8 4 | 184 A Furman | 15 3 | | | | |
| | | | | 93 A Kennesaw St. | 3 0 | 184 A Furman | 7 6 | | | | |
| | | | | 93 A Kennesaw St. | 1 2 | 184 H Furman | 3 2 | | | | |
| | | | | 93 A Kennesaw St. | 6 10 | 185 A Appalachian St. | 10 6 | | | | |
| | | | | 95 H VMI | 3 9 | 187 H Coastal Caro. | 0 3 | | | | |
| | | | | 95 H VMI | 5 2 | 187 H Coastal Caro. | 10 2 | | | | |
| | | | | 95 H VMI | 2 6 | 187 H Coastal Caro. | 7 6 | | | | |
| | | | | | | 195 H Winthrop | 8 0 | | | | |
| | | | | | | 195 H Winthrop | 2 3 | | | | |
| | | | | | | 195 H Winthrop | 3 7 | | | | |
| | | | | | | 212 H Penn St. | 3 4 | | | | |
| | | | | | | 212 H Penn St. | 4 6 | | | | |
| | | | | | | 212 H Penn St. | 7 3 | | | | |
| | | | | | | 215 A Wofford | 6 7 | | | | |
| | | | | | | 215 H Wofford | 4 7 | | | | |
| | | | | | | 229 H Longwood | 4 3 | | | | |
| | | | | | | 229 H Longwood | 9 8 | | | | |
| | | | | | | 229 H Longwood | 6 1 | | | | |
| | | | | | | 231 A Charleston So. | 18 7 | | | | |
| | | | | | | 231 A Charleston So. | 3 5 | | | | |
| | | | | | | 231 A Charleston So. | 4 11 | | | | |
| | | | | | | 254 A USC Upstate | 8 4 | | | | |
| | | | | | | 254 H USC Upstate | 5 7 | | | | |
| | | | | | | 264 A UNC Asheville | 1 5 | | | | |
| | | | | | | 264 A UNC Asheville | 7 6 | | | | |
| | | | | | | 264 A UNC Asheville | 3 4 | | | | |
| LAST 15 GAMES | | | | | | | | | | | |
| | | 187 H Coastal Caro. | 10 2 | 231 A Charleston So. | 18 7 | 254 A USC Upstate | 8 4 | | | | |
| | | 187 H Coastal Caro. | 0 3 | 231 A Charleston So. | 4 11 | 254 H USC Upstate | 5 7 | | | | |
| | | 187 H Coastal Caro. | 7 6 | 229 H Longwood | 4 3 | 264 A UNC Asheville | 1 5 | | | | |
| | | 185 A Appalachian St. | 10 6 | | | 264 A UNC Asheville | 7 6 | | | | |
| | | 22 H Liberty | 1 4 | | | 264 A UNC Asheville | 3 4 | | | | |

Non-Div. I Games: Brevard 9 0

Gardner-Webb

| | | |
|----------------------|---|---|
| 22 H Liberty | 1 | 5 |
| 231 A Charleston So. | 3 | 5 |

| RPI | S | Opponent | Score | |
|-----|---|----------|-------|---|
| 286 | H | Rider | 5 | 0 |
| 286 | H | Rider | 2 | 3 |

Gardner-Webb

Gardner-Webb

Gardner-Webb

| Average RPI Win: | 215 | WON-LOST RECORD | WINNING PCT. RANK | LAST 15 GAMES | STRENGTH OF SCHEDULE | OPP. STRENGTH OF SCHEDULE | TEAM RPI | ADJ RPI | CONF. RPI | ADJ CONF. RPI | |
|------------------|------------|-----------------|-------------------|----------------|----------------------|---------------------------|-------------|---------|--------------------|---------------|----|
| DIV. I ONLY | | 19-19-0 | .5 144 | 8-6-0 | 290 | 163 | 225 | .46405 | 224 | 28 | 28 |
| DIV. I NON-CONF. | | 10-12-0 | .45455 181 | 2-0-0 | 259 | 46 | 200 | .47607 | 200 | 27 | 27 |
| <hr/> | | | | | | | | | | | |
| TOTALS | RPI 1-25 | RPI 26-50 | | W-L RECORDS | RPI 51-100 | | RPI 101-150 | | RPI 150+ | | |
| 19-19-0 | 2-4-0 | 0-0-0 | | OVERALL | 0-0-0 | | 0-6-0 | | 17-9-0 | | |
| 9-4-0 | 2-2-0 | 0-0-0 | | HOME | 0-0-0 | | 0-0-0 | | 7-2-0 | | |
| 10-12-0 | 0-2-0 | 0-0-0 | | AWAY | 0-0-0 | | 0-3-0 | | 10-7-0 | | |
| 0-3-0 | 0-0-0 | 0-0-0 | | NEUTRAL | 0-0-0 | | 0-3-0 | | 0-0-0 | | |
| 10-12-0 | 2-4-0 | 0-0-0 | | NON-CONFERENCE | 0-0-0 | | 0-3-0 | | 8-5-0 | | |
| 3-4-0 | 2-2-0 | 0-0-0 | | HOME | 0-0-0 | | 0-0-0 | | 1-2-0 | | |
| 7-5-0 | 0-2-0 | 0-0- | | AWAY | 0-0-0 | | 0-0-0 | | 7-3-0 | | |
| 0-3-0 | 0-0-0 | 0-0-0 | | NEUTRAL | 0-0-0 | | 0-3-0 | | 0-0-0 | | |
| 9-7-0 | 0-0-0 | 0-0-0 | | CONFERENCE | 0-0-0 | | 0-3-0 | | 9-4-0 | | |
| 6-0-0 | 0-0-0 | 0-0-0 | | HOME | 0-0-0 | | 0-0-0 | | 6-0-0 | | |
| 3-7-0 | 0-0-0 | 0-0-0 | | AWAY | 0-0-0 | | 0-3-0 | | 3-4-0 | | |
| 0-0-0 | 0-0-0 | 0-0-0 | | NEUTRAL | 0-0-0 | | 0-0-0 | | 0-0-0 | | |
| RPI S | Opponent | Score | | RPI S | Opponent | Score | | RPI S | Opponent | Score | |
| 17 H | Cal Poly | 0 | 4 | | | | | 121 A | Sacramento St. | 1 | 8 |
| 17 H | Cal Poly | 1 | 2 | | | | | 121 A | Sacramento St. | 3 | 4 |
| 17 H | Cal Poly | 15 | 14 | | | | | 121 A | Sacramento St. | 3 | 4 |
| 24 H | Washington | 1 | 0 | | | | | 147 N | BYU | 3 | 7 |
| 25 A | Oregon | 3 | 4 | | | | | 147 N | BYU | 2 | 4 |
| 25 A | Oregon | 2 | 10 | | | | | 147 N | BYU | 2 | 8 |
| | | | | | | | | 189 A | Cal St. Northridge | 4 | 2 |
| | | | | | | | | 189 A | Cal St. Northridge | 4 | 14 |
| | | | | | | | | 189 A | Cal St. Northridge | 4 | 2 |
| | | | | | | | | 189 A | Cal St. Northridge | 3 | 4 |
| | | | | | | | | 190 A | UC Davis | 4 | 3 |
| | | | | | | | | 190 A | UC Davis | 3 | 4 |
| | | | | | | | | 190 A | UC Davis | 2 | 1 |
| | | | | | | | | 190 A | UC Davis | 17 | 5 |
| | | | | | | | | 210 H | Tex.-Pan American | 6 | 5 |
| | | | | | | | | 210 H | Tex.-Pan American | 4 | 3 |
| | | | | | | | | 210 H | Tex.-Pan American | 13 | 8 |
| | | | | | | | | 254 A | Portland | 7 | 3 |
| | | | | | | | | 254 A | Portland | 9 | 4 |
| | | | | | | | | 254 H | Portland | 5 | 4 |
| | | | | | | | | 254 H | Portland | 0 | 6 |
| | | | | | | | | 254 H | Portland | 2 | 6 |
| | | | | LAST 15 GAMES | | | | 254 H | Portland | 2 | 6 |
| | | | | 276 A | North Dakota | 12 | 9 | 256 A | New Mexico St. | 4 | 7 |
| | | | | 276 A | North Dakota | 7 | 0 | 254 A | Portland | 9 | 4 |
| | | | | 276 A | North Dakota | 5 | 6 | 297 H | Northern Colo. | 6 | 0 |
| | | | | 24 H | Washington | 1 | 0 | | | | |
| | | | | 256 A | New Mexico St. | 3 | 5 | | | | |
| | | | | | | | | 256 A | New Mexico St. | 4 | 7 |
| | | | | | | | | 256 A | New Mexico St. | 3 | 5 |
| | | | | | | | | 256 A | New Mexico St. | 5 | 6 |
| | | | | | | | | 256 A | New Mexico St. | 9 | 3 |
| | | | | | | | | 276 A | North Dakota | 12 | 9 |

Non-Div. I Games: Concordia (OR) 5 2

Seattle

Seattle

| | | |
|----------------------|---|---|
| 256 A New Mexico St. | 5 | 6 |
| 256 A New Mexico St. | 9 | 3 |

Through Games Of April 27, 2014

| RPI | S | Opponent | Score | |
|-----|---|----------------|-------|---|
| 276 | A | North Dakota | 5 | 6 |
| 276 | A | North Dakota | 7 | 0 |
| 297 | H | Northern Colo. | 3 | 1 |
| 297 | H | Northern Colo. | 6 | 0 |
| 297 | H | Northern Colo. | 4 | 3 |

Seattle

S
e
a
t
t
l
e

S
e
a
t
t
l
e

| Average RPI Win: | 167 | WON-LOST RECORD | WINNING PCT. RANK | LAST 15 GAMES | STRENGTH OF SCHEDULE | OPP. STRENGTH OF SCHEDULE | TEAM RPI | ADJ RPI | CONF. RPI | ADJ CONF. RPI | |
|------------------|----------|-----------------|-------------------|----------------|----------------------|---------------------------|----------------|-------------|-----------|--------------------|-------|
| DIV. I ONLY | | 14-21-0 | .4 219 | 5-8-0 | 235 | 229 | 224 | .4624 | 225 | 27 | 27 |
| DIV. I NON-CONF. | | 8-12-0 | .4 207 | 0-1-0 | 174 | 102 | 140 | .50553 | 141 | 24 | 24 |
| <hr/> | | | | | | | | | | | |
| TOTALS | RPI 1-25 | RPI 26-50 | | W-L RECORDS | | RPI 51-100 | | RPI 101-150 | | RPI 150+ | |
| 14-21-0 | 0-1-0 | 0-0-0 | | OVERALL | | 5-2-0 | | 4-5-0 | | 5-13-0 | |
| 4-6-0 | 0-0-0 | 0-0-0 | | HOME | | 2-1-0 | | 0-0-0 | | 2-5-0 | |
| 10-15-0 | 0-1-0 | 0-0-0 | | AWAY | | 3-1-0 | | 4-5-0 | | 3-8-0 | |
| 0-0-0 | 0-0-0 | 0-0-0 | | NEUTRAL | | 0-0-0 | | 0-0-0 | | 0-0-0 | |
| 8-12-0 | 0-1-0 | 0-0-0 | | NON-CONFERENCE | | 3-1-0 | | 4-5-0 | | 1-5-0 | |
| 0-1-0 | 0-0-0 | 0-0-0 | | HOME | | 0-0-0 | | 0-0-0 | | 0-1-0 | |
| 8-11-0 | 0-1-0 | 0-0- | | AWAY | | 3-1-0 | | 4-5-0 | | 1-4-0 | |
| 0-0-0 | 0-0-0 | 0-0-0 | | NEUTRAL | | 0-0-0 | | 0-0-0 | | 0-0-0 | |
| 6-9-0 | 0-0-0 | 0-0-0 | | CONFERENCE | | 2-1-0 | | 0-0-0 | | 4-8-0 | |
| 4-5-0 | 0-0-0 | 0-0-0 | | HOME | | 2-1-0 | | 0-0-0 | | 2-4-0 | |
| 2-4-0 | 0-0-0 | 0-0-0 | | AWAY | | 0-0-0 | | 0-0-0 | | 2-4-0 | |
| 0-0-0 | 0-0-0 | 0-0-0 | | NEUTRAL | | 0-0-0 | | 0-0-0 | | 0-0-0 | |
| RPI S | Opponent | Score | RPI S | Opponent | Score | RPI S | Opponent | Score | RPI S | Opponent | Score |
| 14 A | Texas | 1 7 | | | | 70 A | Samford | 6 5 | 132 A | A&M-Corpus Christi | 4 0 |
| | | | | | | 70 A | Samford | 11 8 | 132 A | A&M-Corpus Christi | 4 7 |
| | | | | | | 70 A | Samford | 7 10 | 132 A | A&M-Corpus Christi | 5 1 |
| | | | | | | 77 A | Texas St. | 3 2 | 138 A | McNeese St. | 6 5 |
| | | | | | | 86 H | Wright St. | 3 1 | 138 A | McNeese St. | 0 8 |
| | | | | | | 86 H | Wright St. | 2 0 | 138 A | McNeese St. | 8 15 |
| | | | | | | 86 H | Wright St. | 2 4 | 144 A | Jacksonville St. | 10 3 |
| | | | | | | | | | 144 A | Jacksonville St. | 0 10 |
| | | | | | | | | | 144 A | Jacksonville St. | 3 6 |
| | | | | | | | | | 203 A | Notre Dame | 1 4 |
| | | | | | | | | | 203 A | Notre Dame | 1 11 |
| | | | | | | | | | 208 H | Northern Ill. | 6 10 |
| | | | | | | | | | 227 A | Northwestern | 5 12 |
| | | | | | | | | | 238 A | Butler | 3 5 |
| | | | | | | | | | 247 A | Ill.-Chicago | 4 5 |
| | | | | | | | | | 247 A | Ill.-Chicago | 3 6 |
| | | | | | | | | | 247 A | Ill.-Chicago | 4 3 |
| | | | | | | | | | 247 H | Ill.-Chicago | 3 6 |
| | | | | | | | | | 247 H | Ill.-Chicago | 1 10 |
| | | | | | | | | | 247 H | Ill.-Chicago | 1 5 |
| | | | | | | | | | 272 A | Milwaukee | 4 0 |
| | | | | | | | | | 272 A | Milwaukee | 0 5 |
| | | | | | | | | | 272 A | Milwaukee | 0 3 |
| | | | | | | | | | 292 H | Youngstown St. | 10 7 |
| | | | | | | | | | 292 H | Youngstown St. | 13 1 |
| | | | | | | | | | 292 H | Youngstown St. | 4 12 |
| | | | | | | | | | 293 A | Chicago St. | 7 1 |
| | | | | | | | | | | | |
| | | | LAST 15 GAMES | | | | | | | | |
| | | | 247 H | Ill.-Chicago | 3 6 | 292 H | Youngstown St. | 13 1 | | | |
| | | | 247 H | Ill.-Chicago | 1 5 | 292 H | Youngstown St. | 10 7 | | | |
| | | | 247 H | Ill.-Chicago | 1 10 | 227 A | Northwestern | 5 12 | | | |
| | | | 272 A | Milwaukee | 0 5 | | | | | | |
| | | | 272 A | Milwaukee | 0 3 | | | | | | |

Non-Div. I Games:

Kalamazoo

10 3

Ohio Northern

1 2

Valparaiso

| | | |
|----------------------|---|----|
| 272 A Milwaukee | 4 | 0 |
| 292 H Youngstown St. | 4 | 12 |

V
a
l
p
a
r
a
i
s
o

V
a
l
p
a
r
a
i
s
o

| | | | | | | | | | | | |
|-------------------|----------|-----------|-----------|----------------|-------------|---------------|-------|-------------|-------|----------------|-------|
| Average RPI Win: | 174 | WON-LOST | WINNING | LAST 15 | STRENGTH OF | OPP. STRENGTH | TEAM | ADJ | CONF. | ADJ CONF. | |
| Average RPI Loss: | 102 | RECORD | PCT. RANK | GAMES | SCHEDULE | OF SCHEDULE | RPI | RPI | RPI | RPI | |
| DIV. I ONLY | 13-27-0 | .325 | 263 | 4-11-0 | 75 | 150 | 226 | .46183 | 226 | 9 | 9 |
| DIV. I NON-CONF. | 9-10-0 | .47368 | 171 | 3-2-0 | 138 | 237 | 206 | .47435 | 206 | 10 | 10 |
| <hr/> | | | | | | | | | | | |
| TOTALS | RPI 1-25 | RPI 26-50 | | W-L RECORDS | | RPI 51-100 | | RPI 101-150 | | RPI 150+ | |
| 13-27-0 | 0-0-0 | 2-4-0 | | OVERALL | | 1-8-0 | | 4-11-0 | | 6-4-0 | |
| 10-16-0 | 0-0-0 | 1-2-0 | | HOME | | 1-5-0 | | 3-6-0 | | 5-3-0 | |
| 3-11-0 | 0-0-0 | 1-2-0 | | AWAY | | 0-3-0 | | 1-5-0 | | 1-1-0 | |
| 0-0-0 | 0-0-0 | 0-0-0 | | NEUTRAL | | 0-0-0 | | 0-0-0 | | 0-0-0 | |
| 9-10-0 | 0-0-0 | 1-2-0 | | NON-CONFERENCE | | 0-0-0 | | 3-6-0 | | 5-2-0 | |
| 7-7-0 | 0-0-0 | 0-0-0 | | HOME | | 0-0-0 | | 3-6-0 | | 4-1-0 | |
| 2-3-0 | 0-0-0 | 1-0- | | AWAY | | 0-0-0 | | 0-0-0 | | 1-1-0 | |
| 0-0-0 | 0-0-0 | 0-0-0 | | NEUTRAL | | 0-0-0 | | 0-0-0 | | 0-0-0 | |
| 4-17-0 | 0-0-0 | 1-2-0 | | CONFERENCE | | 1-8-0 | | 1-5-0 | | 1-2-0 | |
| 3-9-0 | 0-0-0 | 1-2-0 | | HOME | | 1-5-0 | | 0-0-0 | | 1-2-0 | |
| 1-8-0 | 0-0-0 | 0-0-0 | | AWAY | | 0-3-0 | | 1-5-0 | | 0-0-0 | |
| 0-0-0 | 0-0-0 | 0-0-0 | | NEUTRAL | | 0-0-0 | | 0-0-0 | | 0-0-0 | |
| RPI | S | Opponent | Score | RPI | S | Opponent | Score | RPI | S | Opponent | Score |
| | | | | 29 | H | Old Dominion | 9 6 | 66 | H | FIU | 0 3 |
| | | | | 29 | H | Old Dominion | 6 8 | 66 | H | FIU | 4 2 |
| | | | | 29 | H | Old Dominion | 2 7 | 66 | H | FIU | 2 7 |
| | | | | 38 | A | Texas A&M | 5 6 | 67 | A | Southern Miss. | 0 2 |
| | | | | 38 | A | Texas A&M | 3 5 | 67 | A | Southern Miss. | 3 8 |
| | | | | 38 | A | Texas A&M | 5 1 | 67 | A | Southern Miss. | 0 1 |
| | | | | | | | | 85 | H | UAB | 4 7 |
| | | | | | | | | 85 | H | UAB | 2 4 |
| | | | | | | | | 85 | H | UAB | 1 8 |
| | | | | | | | | | | | |
| | | | | | | | | | | | |
| | | | | | | | | | | | |
| | | | | | | | | | | | |
| | | | | | | | | | | | |
| | | | | | | | | | | | |
| | | | | | | | | | | | |
| | | | | | | | | | | | |
| | | | | | | | | | | | |
| | | | | | | | | | | | |
| | | | | | | | | | | | |
| | | | | | | | | | | | |
| | | | | | | | | | | | |
| | | | | | | | | | | | |
| | | | | | | | | | | | |
| | | | | | | | | | | | |
| | | | | | | | | | | | |
| | | | | | | | | | | | |
| | | | | | | | | | | | |
| | | | | | | | | | | | |
| | | | | | | | | | | | |
| | | | | | | | | | | | |
| | | | | | | | | | | | |
| | | | | | | | | | | | |
| | | | | | | | | | | | |
| | | | | | | | | | | | |
| | | | | | | | | | | | |
| | | | | | | | | | | | |
| | | | | | | | | | | | |
| | | | | | | | | | | | |
| | | | | | | | | | | | |
| | | | | | | | | | | | |
| | | | | | | | | | | | |
| | | | | | | | | | | | |
| | | | | | | | | | | | |
| | | | | | | | | | | | |
| | | | | | | | | | | | |
| | | | | | | | | | | | |
| | | | | | | | | | | | |
| | | | | | | | | | | | |
| | | | | | | | | | | | |
| | | | | | | | | | | | |
| | | | | | | | | | | | |
| | | | | | | | | | | | |
| | | | | | | | | | | | |
| | | | | | | | | | | | |
| | | | | | | | | | | | |
| | | | | | | | | | | | |
| | | | | | | | | | | | |
| | | | | | | | | | | | |
| | | | | | | | | | | | |
| | | | | | | | | | | | |
| | | | | | | | | | | | |
| | | | | | | | | | | | |
| | | | | | | | | | | | |
| | | | | | | | | | | | |
| | | | | | | | | | | | |
| | | | | | | | | | | | |
| | | | | | | | | | | | |
| | | | | | | | | | | | |
| | | | | | | | | | | | |
| | | | | | | | | | | | |
| | | | | | | | | | | | |
| | | | | | | | | | | | |
| | | | | | | | | | | | |
| | | | | | | | | | | | |
| | | | | | | | | | | | |
| | | | | | | | | | | | |

| | | | | |
|-----|---|----------------|---|---|
| 67 | A | Southern Miss. | 0 | 2 |
| 158 | A | UALR | 6 | 7 |

L
o
u
i
s
i
a
n
a
T
e
c
h

L
o
u
i
s
i
a
n
a
T
e
c
h

| | | | | | | | | | | | |
|----------------------|----------|--------------------|-------------------------------|------------------|--|-------------------------|------------------------------|-------------|-----------------------------|--------------|------------------|
| Average RPI Win: | 185 | WON-LOST RECORD | WINNING PCT. RANK | LAST 15 GAMES | | STRENGTH OF SCHEDULE | OPP. STRENGTH OF SCHEDULE | TEAM RPI | ADJ RPI | CONF. RPI | ADJ CONF. RPI |
| DIV. I ONLY | | 11-28-0 | .28205 281 | 7-7-0 | | 81 | 225 | 227 | .4617 227 | 10 | 10 |
| DIV. I NON-CONF. | | 7-15-0 | .31818 249 | 4-0-0 | | 131 | 277 | 233 | .46431 232 | 8 | 8 |
| TOTALS | RPI 1-25 | | RPI 26-50 | W-L RECORDS | | RPI 51-100 | | | RPI 101-150 | | RPI 150+ |
| 11-28-0 | 0-0-0 | | 2-4-0 | OVERALL | | 1-11-0 | | | 2-8-0 | | 6-5-0 |
| 4-7-0 | 0-0-0 | | 0-0-0 | HOME | | 1-5-0 | | | 1-2-0 | | 2-0-0 |
| 5-15-0 | 0-0-0 | | 2-4-0 | AWAY | | 0-3-0 | | | 1-5-0 | | 2-3-0 |
| 2-6-0 | 0-0-0 | | 0-0-0 | NEUTRAL | | 0-3-0 | | | 0-1-0 | | 2-2-0 |
| 7-15-0 | 0-0-0 | | 0-3-0 | NON-CONFERENCE | | 0-3-0 | | | 1-6-0 | | 6-3-0 |
| 2-0-0 | 0-0-0 | | 0-0-0 | HOME | | 0-0-0 | | | 0-0-0 | | 2-0-0 |
| 3-9-0 | 0-0-0 | | 0-0- | AWAY | | 0-0-0 | | | 1-5-0 | | 2-1-0 |
| 2-6-0 | 0-0-0 | | 0-0-0 | NEUTRAL | | 0-3-0 | | | 0-1-0 | | 2-2-0 |
| 4-13-0 | 0-0-0 | | 2-1-0 | CONFERENCE | | 1-8-0 | | | 1-2-0 | | 0-2-0 |
| 2-7-0 | 0-0-0 | | 0-0-0 | HOME | | 1-5-0 | | | 1-2-0 | | 0-0-0 |
| 2-6-0 | 0-0-0 | | 2-1-0 | AWAY | | 0-3-0 | | | 0-0-0 | | 0-2-0 |
| 0-0-0 | 0-0-0 | | 0-0-0 | NEUTRAL | | 0-0-0 | | | 0-0-0 | | 0-0-0 |
| RPI S Opponent Score | | | RPI S Opponent Score | | | RPI S Opponent Score | | | RPI S Opponent Score | | |
| | | | 43 A Nebraska 9 10 | | | 51 N Evansville 4 6 | | | 114 H Minnesota 1 5 | | |
| | | | 43 A Nebraska 2 1 | | | 57 N Kansas 10 14 | | | 114 H Minnesota 4 3 | | |
| | | | 43 A Nebraska 3 2 | | | 65 N Ball St. 4 5 | | | 114 H Minnesota 1 2 | | |
| | | | 48 A Southern California 1 2 | | | 83 H Illinois 2 6 | | | 130 N Bucknell 5 6 | | |
| | | | 48 A Southern California 3 4 | | | 83 H Illinois 0 13 | | | 131 A Tennessee Tech 7 11 | | |
| | | | 48 A Southern California 6 13 | | | 83 H Illinois 0 1 | | | 131 A Tennessee Tech 2 12 | | |
| | | | | | | 94 H Iowa 14 13 | | | 131 A Tennessee Tech 6 8 | | |
| | | | | | | 94 H Iowa 1 8 | | | 142 A South Fla. 6 4 | | |
| | | | | | | 94 H Iowa 0 5 | | | 142 A South Fla. 0 7 | | |
| | | | | | | 99 A Michigan St. 2 3 | | | 142 A South Fla. 2 4 | | |
| | | | | | | 99 A Michigan St. 1 7 | | | 199 N Omaha 8 5 | | |
| | | | | | | 99 A Michigan St. 3 15 | | | 209 N LIU Brooklyn 4 9 | | |
| | | | | | | | | | 212 A Penn St. 3 7 | | |
| | | | | | | | | | 212 A Penn St. 6 10 | | |
| | | | | | | | | | 225 H Valparaiso 12 5 | | |
| | | | | | | | | | 240 N Maine 4 8 | | |
| | | | | | | | | | 271 A Eastern Mich. 8 9 | | |
| | | | | | | | | | 293 A Chicago St. 4 2 | | |
| | | | | | | | | | 293 A Chicago St. 6 1 | | |
| | | | | | | | | | 293 H Chicago St. 7 6 | | |
| | | | | | | | | | 298 N Mississippi Val. 12 4 | | |
| | | | LAST 15 GAMES | | | | | | | | |
| | | | 99 A Michigan St. 3 15 | | | 293 A Chicago St. 4 2 | | | | | |
| | | | 99 A Michigan St. 1 7 | | | 293 A Chicago St. 6 1 | | | | | |
| | | | 99 A Michigan St. 2 3 | | | 94 H Iowa 0 5 | | | | | |
| | | | 293 H Chicago St. 7 6 | | | | | | | | |
| | | | 43 A Nebraska 3 2 | | | | | | | | |

| | | | |
|--------------------------|---------------------|----------|----------|
| Non-Div. I Games: | Wheaton (IL) | 7 | 5 |
|--------------------------|---------------------|----------|----------|

Northwestern

| | | | | |
|----|---|----------|---|----|
| 43 | A | Nebraska | 9 | 10 |
| 43 | A | Nebraska | 2 | 1 |

N
o
r
t
h
w
e
s
t
e
r
n

N
o
r
t
h
w
e
s
t
e
r
n

| Average RPI Win: 240 | | WON-LOST | WINNING | LAST 15 | STRENGTH OF | | OPP. STRENGTH | TEAM | ADJ | | CONF. | ADJ CONF. | | | |
|-----------------------|----------|----------|-----------|---------|----------------|-------|---------------|-------|---------------------|-------|----------|-----------|---------------------|-------|----|
| Average RPI Loss: 173 | | RECORD | PCT. RANK | GAMES | SCHEDULE | | OF SCHEDULE | RPI | RPI | | RPI | RPI | | | |
| DIV. I ONLY | | 15-20-0 | .42857 | 198 | 4-1-0 | | 269 | 238 | 228 | | .46165 | 228 | 29 | 29 | |
| DIV. I NON-CONF. | | 9-13-0 | .40909 | 202 | 4-1-0 | | 181 | 213 | 168 | | .49179 | 168 | 29 | 29 | |
| TOTALS | | RPI 1-25 | RPI 26-50 | | W-L RECORDS | | RPI 51-100 | | RPI 101-150 | | RPI 150+ | | | | |
| 15-20-0 | | 0-3-0 | 0-0-0 | | OVERALL | | 0-1-0 | | 2-5-0 | | 13-11-0 | | | | |
| 5-2-0 | | 0-0-0 | 0-0-0 | | HOME | | 0-0-0 | | 0-0-0 | | 5-2-0 | | | | |
| 9-16-0 | | 0-3-0 | 0-0-0 | | AWAY | | 0-1-0 | | 1-3-0 | | 8-9-0 | | | | |
| 1-2-0 | | 0-0-0 | 0-0-0 | | NEUTRAL | | 0-0-0 | | 1-2-0 | | 0-0-0 | | | | |
| 9-13-0 | | 0-3-0 | 0-0-0 | | NON-CONFERENCE | | 0-1-0 | | 2-5-0 | | 7-4-0 | | | | |
| 2-1-0 | | 0-0-0 | 0-0-0 | | HOME | | 0-0-0 | | 0-0-0 | | 2-1-0 | | | | |
| 6-10-0 | | 0-3-0 | 0-0- | | AWAY | | 0-1-0 | | 1-3-0 | | 5-3-0 | | | | |
| 1-2-0 | | 0-0-0 | 0-0-0 | | NEUTRAL | | 0-0-0 | | 1-2-0 | | 0-0-0 | | | | |
| 6-7-0 | | 0-0-0 | 0-0-0 | | CONFERENCE | | 0-0-0 | | 0-0-0 | | 6-7-0 | | | | |
| 3-1-0 | | 0-0-0 | 0-0-0 | | HOME | | 0-0-0 | | 0-0-0 | | 3-1-0 | | | | |
| 3-6-0 | | 0-0-0 | 0-0-0 | | AWAY | | 0-0-0 | | 0-0-0 | | 3-6-0 | | | | |
| 0-0-0 | | 0-0-0 | 0-0-0 | | NEUTRAL | | 0-0-0 | | 0-0-0 | | 0-0-0 | | | | |
| RPI S | Opponent | Score | | RPI S | Opponent | Score | | RPI S | Opponent | Score | | RPI S | Opponent | Score | |
| 1 A | Virginia | 3 | 6 | | | | | 75 A | Saint Joseph's | 4 | 14 | 107 A | Seton Hall | 3 | 4 |
| 1 A | Virginia | 2 | 6 | | | | | | | | | 125 N | Towson | 0 | 3 |
| 1 A | Virginia | 3 | 5 | | | | | | | | | 125 N | Towson | 5 | 6 |
| | | | | | | | | | | | | 134 A | Fla. Atlantic | 5 | 1 |
| | | | | | | | | | | | | 134 A | Fla. Atlantic | 0 | 4 |
| | | | | | | | | | | | | 134 A | Fla. Atlantic | 5 | 6 |
| | | | | | | | | | | | | 146 N | Penn | 7 | 5 |
| | | | | | | | | | | | | 177 A | Fairfield | 2 | 0 |
| | | | | | | | | | | | | 177 A | Fairfield | 1 | 7 |
| | | | | | | | | | | | | 177 A | Fairfield | 3 | 10 |
| | | | | | | | | | | | | 211 H | Wagner | 1 | 4 |
| | | | | | | | | | | | | 234 A | Princeton | 3 | 0 |
| | | | | | | | | | | | | 241 A | Temple | 7 | 4 |
| | | | | | | | | | | | | 241 A | Temple | 4 | 3 |
| | | | | | | | | | | | | 241 H | Temple | 4 | 2 |
| | | | | | | | | | | | | 246 A | Lafayette | 9 | 2 |
| | | | | | | | | | | | | 261 A | Navy | 3 | 4 |
| | | | | | | | | | | | | 262 A | Saint Peter's | 9 | 7 |
| | | | | | | | | | | | | 262 A | Saint Peter's | 6 | 7 |
| | | | | | | | | | | | | 262 A | Saint Peter's | 7 | 8 |
| | | | | | | | | | | | | 267 H | Fairleigh Dickinson | 10 | 0 |
| | | | | | | | | | | | | 277 H | Niagara | 5 | 7 |
| | | | | | | | | | | | | 282 A | Manhattan | 6 | 0 |
| | | | | | | | | | | | | 282 A | Manhattan | 4 | 5 |
| | | | | | | | | | | | | 282 A | Manhattan | 0 | 2 |
| | | | | | | | | | | | | 283 H | Marist | 3 | 1 |
| | | | | | | | | | | | | 283 H | Marist | 4 | 1 |
| LAST 15 GAMES | | | | 211 H | Wagner | 1 | 4 | 177 A | Fairfield | 1 | 7 | 282 A | Manhattan | 4 | 5 |
| | | | | 241 A | Temple | 7 | 4 | 177 A | Fairfield | 3 | 10 | 282 A | Manhattan | 0 | 2 |
| | | | | 241 A | Temple | 4 | 3 | 267 H | Fairleigh Dickinson | 10 | 0 | 282 A | Manhattan | 3 | 1 |
| | | | | 241 H | Temple | 4 | 2 | | | | | 283 H | Marist | 4 | 1 |
| | | | | 246 A | Lafayette | 9 | 2 | | | | | | | | |

Non-Div. I Games:

Monmouth

| | | | | |
|-----|---|------------|---|---|
| 107 | A | Seton Hall | 3 | 4 |
| 177 | A | Fairfield | 2 | 0 |

| RPI | S | Opponent | Score | |
|-----|---|-------------------|-------|---|
| 283 | H | Marist | 2 | 0 |
| 287 | A | George Washington | 0 | 1 |
| 287 | A | George Washington | 6 | 5 |
| 287 | A | George Washington | 0 | 1 |

Monmouth

M
o
n
m
o
u
t
h

M
o
n
m
o
u
t
h

| Average RPI Win: 215 | | WON-LOST | WINNING | LAST 15 | STRENGTH OF | | OPP. STRENGTH | TEAM | ADJ | CONF. | ADJ CONF. |
|-----------------------|----------|----------|---------------|---------------|----------------|-------|----------------|-------|-------------|----------------|-----------|
| Average RPI Loss: 159 | | RECORD | PCT. RANK | GAMES | SCHEDULE | | OF SCHEDULE | RPI | RPI | RPI | RPI |
| DIV. I ONLY | | 19-25-0 | .43182 | 195 | 2-2-0 | | 211 | 217 | 229 | .46086 | 229 |
| DIV. I NON-CONF. | | 11-12-0 | .47826 | 161 | 0-1-0 | | 292 | 267 | 267 | .43757 | 267 |
| TOTALS | | RPI 1-25 | RPI 26-50 | | W-L RECORDS | | RPI 51-100 | | RPI 101-150 | | RPI 150+ |
| 19-25-0 | | 0-4-0 | 0-0-0 | | OVERALL | | 5-5-0 | | 0-1-0 | | 14-15-0 |
| 12-12-0 | | 0-3-0 | 0-0-0 | | HOME | | 0-3-0 | | 0-0-0 | | 12-6-0 |
| 7-13-0 | | 0-1-0 | 0-0-0 | | AWAY | | 5-2-0 | | 0-1-0 | | 2-9-0 |
| 0-0-0 | | 0-0-0 | 0-0-0 | | NEUTRAL | | 0-0-0 | | 0-0-0 | | 0-0-0 |
| 11-12-0 | | 0-1-0 | 0-0-0 | | NON-CONFERENCE | | 1-0-0 | | 0-1-0 | | 10-10-0 |
| 8-4-0 | | 0-0-0 | 0-0-0 | | HOME | | 0-0-0 | | 0-0-0 | | 8-4-0 |
| 3-8-0 | | 0-1-0 | 0-0- | | AWAY | | 1-0-0 | | 0-1-0 | | 2-6-0 |
| 0-0-0 | | 0-0-0 | 0-0-0 | | NEUTRAL | | 0-0-0 | | 0-0-0 | | 0-0-0 |
| 8-13-0 | | 0-3-0 | 0-0-0 | | CONFERENCE | | 4-5-0 | | 0-0-0 | | 4-5-0 |
| 4-8-0 | | 0-3-0 | 0-0-0 | | HOME | | 0-3-0 | | 0-0-0 | | 4-2-0 |
| 4-5-0 | | 0-0-0 | 0-0-0 | | AWAY | | 4-2-0 | | 0-0-0 | | 0-3-0 |
| 0-0-0 | | 0-0-0 | 0-0-0 | | NEUTRAL | | 0-0-0 | | 0-0-0 | | 0-0-0 |
| RPI S | Opponent | Score | RPI S | Opponent | Score | RPI S | Opponent | Score | RPI S | Opponent | Score |
| 1 A | Virginia | 1 8 | | | | 71 A | William & Mary | 9 7 | 137 A | Virginia Tech | 1 4 |
| 22 H | Liberty | 5 8 | | | | 76 H | Campbell | 3 7 | 174 H | George Mason | 1 2 |
| 22 H | Liberty | 1 6 | | | | 76 H | Campbell | 0 3 | 176 A | James Madison | 7 14 |
| 22 H | Liberty | 4 10 | | | | 76 H | Campbell | 1 4 | 194 A | East Tenn. St. | 4 5 |
| | | | | | | 95 A | VMI | 6 4 | 194 A | East Tenn. St. | 6 4 |
| | | | | | | 95 A | VMI | 1 3 | 194 A | East Tenn. St. | 3 7 |
| | | | | | | 95 A | VMI | 3 0 | 196 H | Richmond | 4 6 |
| | | | | | | 98 A | Radford | 5 4 | 215 A | Wofford | 3 4 |
| | | | | | | 98 A | Radford | 3 8 | 215 A | Wofford | 3 4 |
| | | | | | | 98 A | Radford | 4 2 | 215 A | Wofford | 7 1 |
| | | | | | | | | | 223 A | Gardner-Webb | 8 9 |
| | | | | | | | | | 223 A | Gardner-Webb | 3 4 |
| | | | | | | | | | 223 A | Gardner-Webb | 1 6 |
| | | | | | | | | | 231 H | Charleston So. | 8 7 |
| | | | | | | | | | 231 H | Charleston So. | 9 4 |
| | | | | | | | | | 231 H | Charleston So. | 1 2 |
| | | | | | | | | | 236 H | Presbyterian | 10 7 |
| | | | | | | | | | 236 H | Presbyterian | 5 6 |
| | | | | | | | | | 236 H | Presbyterian | 4 1 |
| | | | | | | | | | 273 H | Norfolk St. | 6 4 |
| | | | | | | | | | 283 H | Marist | 16 4 |
| | | | | | | | | | 283 H | Marist | 5 3 |
| | | | | | | | | | 283 H | Marist | 3 2 |
| | | | | | | | | | 283 H | Marist | 2 4 |
| | | | | | | | | | 284 A | N.C. Central | 12 16 |
| | | | | | | | | | 284 H | N.C. Central | 11 5 |
| | | | | | | | | | 295 H | Ohio | 5 2 |
| | | | LAST 15 GAMES | | | | | | | | |
| | | | 137 A | Virginia Tech | 1 4 | 95 A | VMI | 1 3 | | | |
| | | | 236 H | Presbyterian | 10 7 | 22 H | Liberty | 1 6 | | | |
| | | | 236 H | Presbyterian | 5 6 | 22 H | Liberty | 5 8 | | | |
| | | | 236 H | Presbyterian | 4 1 | | | | | | |
| | | | 284 H | N.C. Central | 11 5 | | | | | | |

Non-Div. I Games:

Longwood

| | | | | |
|----|---|-----|---|---|
| 95 | A | VMI | 3 | 0 |
| 95 | A | VMI | 6 | 4 |

| RPI | S | Opponent | Score | |
|-----|---|----------|-------|---|
| 295 | H | Ohio | 1 | 9 |
| 295 | H | Ohio | 7 | 1 |
| 295 | H | Ohio | 1 | 0 |

Longwood

L
o
n
g
w
o
o
d

L
o
n
g
w
o
o
d

| Average RPI Win: | 250 | WON-LOST RECORD | WINNING PCT. RANK | LAST 15 GAMES | STRENGTH OF SCHEDULE | OPP. STRENGTH OF SCHEDULE | TEAM RPI | ADJ RPI | CONF. RPI | ADJ CONF. RPI | | |
|------------------|----------|-----------------|-------------------|---------------|----------------------|---------------------------|------------|---------|-------------|---------------|----------|----|
| DIV. I ONLY | | 18-21-0 | .46154 | 169 | 6-7-0 | 273 | 285 | 230 | .46047 | 230 | 26 | 26 |
| DIV. I NON-CONF. | | 13-16-0 | .44828 | 187 | 3-5-0 | 273 | 286 | 234 | .46248 | 233 | 26 | 26 |
| <hr/> | | | | | | | | | | | | |
| TOTALS | RPI 1-25 | | RPI 26-50 | | W-L RECORDS | | RPI 51-100 | | RPI 101-150 | | RPI 150+ | |
| 18-21-0 | 0-0-0 | | 0-0-0 | | OVERALL | | 0-3-0 | | 2-4-0 | | 16-14-0 | |
| 4-3-0 | 0-0-0 | | 0-0-0 | | HOME | | 0-0-0 | | 1-0-0 | | 3-3-0 | |
| 11-14-0 | 0-0-0 | | 0-0-0 | | AWAY | | 0-3-0 | | 1-4-0 | | 10-7-0 | |
| 3-4-0 | 0-0-0 | | 0-0-0 | | NEUTRAL | | 0-0-0 | | 0-0-0 | | 3-4-0 | |
| 13-16-0 | 0-0-0 | | 0-0-0 | | NON-CONFERENCE | | 0-3-0 | | 2-4-0 | | 11-9-0 | |
| 3-2-0 | 0-0-0 | | 0-0-0 | | HOME | | 0-0-0 | | 1-0-0 | | 2-2-0 | |
| 7-10-0 | 0-0-0 | | 0-0- | | AWAY | | 0-3-0 | | 1-4-0 | | 6-3-0 | |
| 3-4-0 | 0-0-0 | | 0-0-0 | | NEUTRAL | | 0-0-0 | | 0-0-0 | | 3-4-0 | |
| 5-5-0 | 0-0-0 | | 0-0-0 | | CONFERENCE | | 0-0-0 | | 0-0-0 | | 5-5-0 | |
| 1-1-0 | 0-0-0 | | 0-0-0 | | HOME | | 0-0-0 | | 0-0-0 | | 1-1-0 | |
| 4-4-0 | 0-0-0 | | 0-0-0 | | AWAY | | 0-0-0 | | 0-0-0 | | 4-4-0 | |
| 0-0-0 | 0-0-0 | | 0-0-0 | | NEUTRAL | | 0-0-0 | | 0-0-0 | | 0-0-0 | |
| RPI | S | Opponent | Score | RPI | S | Opponent | Score | RPI | S | Opponent | Score | |
| | | | | | | | | | | | | |
| | | | | | | | | | | | | |
| | | | | | | | | | | | | |
| | | | | | | | | | | | | |
| | | | | | | | | | | | | |
| | | | | | | | | | | | | |
| | | | | | | | | | | | | |
| | | | | | | | | | | | | |
| | | | | | | | | | | | | |
| | | | | | | | | | | | | |
| | | | | | | | | | | | | |
| | | | | | | | | | | | | |
| | | | | | | | | | | | | |
| | | | | | | | | | | | | |
| | | | | | | | | | | | | |
| | | | | | | | | | | | | |
| | | | | | | | | | | | | |
| | | | | | | | | | | | | |
| | | | | | | | | | | | | |
| | | | | | | | | | | | | |
| | | | | | | | | | | | | |
| | | | | | | | | | | | | |
| | | | | | | | | | | | | |
| | | | | | | | | | | | | |
| | | | | | | | | | | | | |
| | | | | | | | | | | | | |
| | | | | | | | | | | | | |
| | | | | | | | | | | | | |
| | | | | | | | | | | | | |
| | | | | | | | | | | | | |
| | | | | | | | | | | | | |
| | | | | | | | | | | | | |
| | | | | | | | | | | | | |
| | | | | | | | | | | | | |
| | | | | | | | | | | | | |
| | | | | | | | | | | | | |
| | | | | | | | | | | | | |
| | | | | | | | | | | | | |
| | | | | | | | | | | | | |
| | | | | | | | | | | | | |
| | | | | | | | | | | | | |
| | | | | | | | | | | | | |
| | | | | | | | | | | | | |
| | | | | | | | | | | | | |
| | | | | | | | | | | | | |
| | | | | | | | | | | | | |
| | | | | | | | | | | | | |
| | | | | | | | | | | | | |
| | | | | | | | | | | | | |
| | | | | | | | | | | | | |
| | | | | | | | | | | | | |
| | | | | | | | | | | | | |
| | | | | | | | | | | | | |
| | | | | | | | | | | | | |
| | | | | | | | | | | | | |
| | | | | | | | | | | | | |
| | | | | | | | | | | | | |
| | | | | | | | | | | | | |
| | | | | | | | | | | | | |
| | | | | | | | | | | | | |
| | | | | | | | | | | | | |
| | | | | | | | | | | | | |
| | | | | | | | | | | | | |
| | | | | | | | | | | | | |
| | | | | | | | | | | | | |
| | | | | | | | | | | | | |
| | | | | | | | | | | | | |
| | | | | | | | | | | | | |
| | | | | | | | | | | | | |
| | | | | | | | | | | | | |
| | | | | | | | | | | | | |
| | | | | | | | | | | | | |
| | | | | | | | | | | | | |
| | | | | | | | | | | | | |

| | | | | | | | |
|-------------------|-----------|------|------------|------|-----------------|------|------------------|
| Non-Div. I Games: | Mt. Marty | 16 3 | Dakota St. | 11 1 | Baldwin Wallace | 11 9 | South Dakota St. |
|-------------------|-----------|------|------------|------|-----------------|------|------------------|

South Dakota St.

| | | | | |
|-----|---|------|----|---|
| 279 | A | IPFW | 3 | 2 |
| 279 | A | IPFW | 11 | 1 |

Through Games Of April 27, 2014

| RPI | S | Opponent | Score | |
|-----|---|-------------|-------|---|
| 279 | H | IPFW | 5 | 9 |
| 279 | H | IPFW | 2 | 1 |
| 281 | A | Alabama A&M | 4 | 6 |
| 281 | A | Alabama A&M | 2 | 1 |
| 281 | A | Alabama A&M | 11 | 4 |
| 281 | A | Alabama A&M | 12 | 5 |
| 293 | A | Chicago St. | 1 | 2 |
| 293 | A | Chicago St. | 10 | 6 |
| 293 | A | Chicago St. | 2 | 1 |

South Dakota St.

S
o
u
t
h
D
a
k
o
t
a
S
t
.

S
o
u
t
h
D
a
k
o
t
a
S
t
.

| | | | | | | | | | | | | | |
|------------------|----------|-----------------|-------------------|----------------|----------------------|---------------------------|----------|-------------|-----------|--------------------|-------|---------------|------|
| Average RPI Win: | 222 | WON-LOST RECORD | WINNING PCT. RANK | LAST 15 GAMES | STRENGTH OF SCHEDULE | OPP. STRENGTH OF SCHEDULE | TEAM RPI | ADJ RPI | CONF. RPI | ADJ CONF. RPI | | | |
| DIV. I ONLY | | 22-20-0 | .52381 | 131 | 7-8-0 | 262 | 169 | 231 | .46014 | 231 | 16 | 15 | |
| DIV. I NON-CONF. | | 16-9-0 | .64 | 60 | 2-2-0 | 288 | 188 | 210 | .4729 | 210 | 19 | 19 | |
| <hr/> | | | | | | | | | | | | | |
| TOTALS | RPI 1-25 | RPI 26-50 | | W-L RECORDS | | RPI 51-100 | | RPI 101-150 | | RPI 150+ | | | |
| 22-20-0 | 1-0-0 | 0-3-0 | | OVERALL | | 0-6-0 | | 0-0-0 | | 21-11-0 | | | |
| 16-12-0 | 0-0-0 | 0-3-0 | | HOME | | 0-4-0 | | 0-0-0 | | 16-5-0 | | | |
| 6-8-0 | 1-0-0 | 0-0-0 | | AWAY | | 0-2-0 | | 0-0-0 | | 5-6-0 | | | |
| 0-0-0 | 0-0-0 | 0-0-0 | | NEUTRAL | | 0-0-0 | | 0-0-0 | | 0-0-0 | | | |
| 16-9-0 | 1-0-0 | 0-0-0 | | NON-CONFERENCE | | 0-3-0 | | 0-0-0 | | 15-6-0 | | | |
| 14-5-0 | 0-0-0 | 0-0-0 | | HOME | | 0-1-0 | | 0-0-0 | | 14-4-0 | | | |
| 2-4-0 | 1-0-0 | 0-0- | | AWAY | | 0-2-0 | | 0-0-0 | | 1-2-0 | | | |
| 0-0-0 | 0-0-0 | 0-0-0 | | NEUTRAL | | 0-0-0 | | 0-0-0 | | 0-0-0 | | | |
| 6-11-0 | 0-0-0 | 0-3-0 | | CONFERENCE | | 0-3-0 | | 0-0-0 | | 6-5-0 | | | |
| 2-7-0 | 0-0-0 | 0-3-0 | | HOME | | 0-3-0 | | 0-0-0 | | 2-1-0 | | | |
| 4-4-0 | 0-0-0 | 0-0-0 | | AWAY | | 0-0-0 | | 0-0-0 | | 4-4-0 | | | |
| 0-0-0 | 0-0-0 | 0-0-0 | | NEUTRAL | | 0-0-0 | | 0-0-0 | | 0-0-0 | | | |
| RPI | S | Opponent | Score | RPI | S | Opponent | Score | RPI | S | Opponent | Score | | |
| 6 | A | South Carolina | 4 1 | 36 | H | High Point | 1 6 | 62 | A | Georgia | 5 14 | | |
| | | | | 36 | H | High Point | 9 10 | 73 | A | Col. of Charleston | 3 12 | | |
| | | | | 36 | H | High Point | 4 6 | 73 | H | Col. of Charleston | 2 9 | | |
| | | | | | | | | 98 | H | Radford | 9 10 | | |
| | | | | | | | | 98 | H | Radford | 4 18 | | |
| | | | | | | | | 98 | H | Radford | 2 8 | | |
| | | | | | | | | | | 179 | A | Citadel | 3 10 |
| | | | | | | | | | | 186 | H | Toledo | 2 3 |
| | | | | | | | | | | 186 | H | Toledo | 6 3 |
| | | | | | | | | | | 186 | H | Toledo | 2 1 |
| | | | | | | | | | | 187 | A | Coastal Caro. | 3 7 |
| | | | | | | | | | | 187 | A | Coastal Caro. | 3 1 |
| | | | | | | | | | | 187 | A | Coastal Caro. | 2 8 |
| | | | | | | | | | | 215 | H | Wofford | 4 10 |
| | | | | | | | | | | 220 | H | Holy Cross | 10 4 |
| | | | | | | | | | | 220 | H | Holy Cross | 1 7 |
| | | | | | | | | | | 220 | H | Holy Cross | 1 0 |
| | | | | | | | | | | 220 | H | Holy Cross | 12 7 |
| | | | | | | | | | | 223 | H | Gardner-Webb | 11 4 |
| | | | | | | | | | | 223 | H | Gardner-Webb | 5 3 |
| | | | | | | | | | | 223 | H | Gardner-Webb | 7 18 |
| | | | | | | | | | | 229 | A | Longwood | 4 9 |
| | | | | | | | | | | 229 | A | Longwood | 7 8 |
| | | | | | | | | | | 229 | A | Longwood | 2 1 |
| | | | | | | | | | | 232 | H | Siena | 5 3 |
| | | | | | | | | | | 232 | H | Siena | 3 0 |
| | | | | | | | | | | 232 | H | Siena | 8 5 |
| | | | | | | | | | | 239 | H | Villanova | 2 0 |
| | | | | | | | | | | 239 | H | Villanova | 8 4 |
| | | | | | | | | | | 239 | H | Villanova | 2 1 |
| | | | | | | | | | | 254 | H | USC Upstate | 7 1 |
| | | | | | | | | | | 257 | H | Rhode Island | 8 4 |
| | | | | | | | | | | 263 | A | Savannah St. | 5 9 |
| | | | | LAST 15 GAMES | | | | | | | | | |
| | | | | 263 | H | Savannah St. | 7 0 | 36 | H | High Point | 9 10 | | |
| | | | | 264 | A | UNC Asheville | 6 3 | 36 | H | High Point | 4 6 | | |
| | | | | 264 | A | UNC Asheville | 9 1 | 36 | H | High Point | 1 6 | | |
| | | | | 6 | A | South Carolina | 4 1 | | | | | | |
| | | | | 223 | H | Gardner-Webb | 5 3 | | | | | | |

Non-Div. I Games:

Charleston So.

| | | | | |
|-----|---|--------------|----|----|
| 223 | H | Gardner-Webb | 7 | 18 |
| 223 | H | Gardner-Webb | 11 | 4 |

| RPI | S | Opponent | Score | |
|-----|---|---------------|-------|---|
| 263 | A | Savannah St. | 10 | 5 |
| 263 | H | Savannah St. | 7 | 0 |
| 263 | H | Savannah St. | 5 | 7 |
| 264 | A | UNC Asheville | 9 | 1 |
| 264 | A | UNC Asheville | 6 | 3 |

Charleston So.

C
h
a
r
l
e
s
t
o
n
S
o
.

C
h
a
r
l
e
s
t
o
n
S
o
.

| Average RPI Win: 243 | | WON-LOST | WINNING | LAST 15 | STRENGTH OF | | OPP. STRENGTH | TEAM | ADJ | CONF. | ADJ CONF. |
|-----------------------|------------|----------|-----------|----------------|--------------|--------|---------------|-------|----------------|---------|-----------|
| Average RPI Loss: 146 | | RECORD | PCT. RANK | GAMES | SCHEDULE | | OF SCHEDULE | RPI | RPI | RPI | RPI |
| DIV. I ONLY | | 16-25-0 | .39024 | 226 | 11-4-0 | | 249 | 231 | 232 | .45985 | 232 |
| DIV. I NON-CONF. | | 4-22-0 | .15385 | 291 | 4-2-0 | | 251 | 145 | 289 | .40849 | 289 |
| TOTALS | | RPI 1-25 | RPI 26-50 | | W-L RECORDS | | RPI 51-100 | | RPI 101-150 | | RPI 150+ |
| 16-25-0 | 0-0-0 | 0-3-0 | | OVERALL | | 2-10-0 | | 0-0-0 | | 14-12-0 | |
| 6-1-0 | 0-0-0 | 0-0-0 | | HOME | | 0-0-0 | | 0-0-0 | | 6-1-0 | |
| 6-23-0 | 0-0-0 | 0-3-0 | | AWAY | | 2-10-0 | | 0-0-0 | | 4-10-0 | |
| 4-1-0 | 0-0-0 | 0-0-0 | | NEUTRAL | | 0-0-0 | | 0-0-0 | | 4-1-0 | |
| 4-22-0 | 0-0-0 | 0-3-0 | | NON-CONFERENCE | | 0-9-0 | | 0-0-0 | | 4-10-0 | |
| 1-0-0 | 0-0-0 | 0-0-0 | | HOME | | 0-0-0 | | 0-0-0 | | 1-0-0 | |
| 3-22-0 | 0-0-0 | 0-0- | | AWAY | | 0-9-0 | | 0-0-0 | | 3-10-0 | |
| 0-0-0 | 0-0-0 | 0-0-0 | | NEUTRAL | | 0-0-0 | | 0-0-0 | | 0-0-0 | |
| 12-3-0 | 0-0-0 | 0-0-0 | | CONFERENCE | | 2-1-0 | | 0-0-0 | | 10-2-0 | |
| 5-1-0 | 0-0-0 | 0-0-0 | | HOME | | 0-0-0 | | 0-0-0 | | 5-1-0 | |
| 3-1-0 | 0-0-0 | 0-0-0 | | AWAY | | 2-1-0 | | 0-0-0 | | 1-0-0 | |
| 4-1-0 | 0-0-0 | 0-0-0 | | NEUTRAL | | 0-0-0 | | 0-0-0 | | 4-1-0 | |
| RPI S | Opponent | Score | | RPI S | Opponent | Score | | RPI S | Opponent | Score | |
| 45 A | UCF | 1 | 8 | 82 A | Ohio St. | 1 | 7 | 164 A | Georgia St. | 9 | 15 |
| 45 A | UCF | 6 | 9 | 82 A | Ohio St. | 3 | 7 | 164 A | Georgia St. | 5 | 19 |
| 45 A | UCF | 4 | 11 | 82 A | Ohio St. | 5 | 8 | 177 H | Fairfield | 0 | 4 |
| | | | | 98 A | Radford | 8 | 9 | 177 H | Fairfield | 6 | 5 |
| | | | | 98 A | Radford | 1 | 14 | 177 H | Fairfield | 8 | 6 |
| | | | | 98 A | Radford | 4 | 10 | 200 A | Stetson | 4 | 5 |
| | | | | 99 A | Michigan St. | 0 | 4 | 200 A | Stetson | 7 | 10 |
| | | | | 99 A | Michigan St. | 1 | 6 | 200 A | Stetson | 1 | 11 |
| | | | | 99 A | Michigan St. | 1 | 5 | 220 H | Holy Cross | 14 | 8 |
| | | | | 100 A | Canisius | 3 | 1 | 231 A | Charleston So. | 3 | 5 |
| | | | | 100 A | Canisius | 3 | 9 | 231 A | Charleston So. | 5 | 8 |
| | | | | 100 A | Canisius | 6 | 3 | 231 A | Charleston So. | 0 | 3 |
| | | | | | | | | 245 A | Brown | 3 | 4 |
| | | | | | | | | 245 A | Brown | 7 | 14 |
| | | | | | | | | 250 A | Fordham | 4 | 0 |
| | | | | | | | | 277 N | Niagara | 10 | 5 |
| | | | | | | | | 277 N | Niagara | 7 | 3 |
| | | | | | | | | 277 N | Niagara | 3 | 2 |
| | | | | | | | | 283 A | Marist | 6 | 5 |
| | | | | | | | | 283 N | Marist | 0 | 1 |
| | | | | | | | | 283 N | Marist | 8 | 4 |
| | | | | | | | | 290 H | Iona | 5 | 4 |
| | | | | | | | | 290 H | Iona | 3 | 2 |
| | | | | | | | | 290 H | Iona | 2 | 0 |
| | | | | | | | | 301 A | NYIT | 9 | 2 |
| | | | | | | | | 301 A | NYIT | 6 | 0 |
| LAST 15 GAMES | | | | 250 A | Fordham | 4 | 0 | | | | |
| 177 H | Fairfield | 6 | 5 | 100 A | Canisius | 6 | 3 | | | | |
| 177 H | Fairfield | 8 | 6 | 100 A | Canisius | 3 | 1 | | | | |
| 177 H | Fairfield | 0 | 4 | | | | | | | | |
| 220 H | Holy Cross | 14 | 8 | | | | | | | | |
| 290 H | Iona | 5 | 4 | | | | | | | | |

Non-Div. I Games:

Siena

| | | |
|------------|---|---|
| 290 H Iona | 2 | 0 |
| 290 H Iona | 3 | 2 |

S
i
e
n
a

S
i
e
n
a

| Average RPI Win: 259 | | WON-LOST RECORD | | WINNING PCT. RANK | | LAST 15 GAMES | | STRENGTH OF SCHEDULE | | OPP. STRENGTH OF SCHEDULE | | TEAM RPI | | ADJ RPI | | CONF. RPI | | ADJ CONF. RPI | |
|-----------------------|---|-----------------|--|-------------------|--|----------------|---|----------------------|--|---------------------------|--|----------|---|------------|--|-----------|--|---------------|--|
| Average RPI Loss: 242 | | | | | | | | | | | | | | | | | | | |
| DIV. I ONLY | | 24-13-0 | | .64865 52 | | 11-4-0 | | 299 | | 288 | | 233 | | .45883 233 | | 30 | | 30 | |
| DIV. I NON-CONF. | | 11-7-0 | | .61111 82 | | 2-1-0 | | 282 | | 280 | | 237 | | .46038 235 | | 30 | | 30 | |
| TOTALS | | RPI 1-25 | | RPI 26-50 | | W-L RECORDS | | RPI 51-100 | | RPI 101-150 | | RPI 150+ | | | | | | | |
| 24-13-0 | | 0-0-0 | | 0-0-0 | | OVERALL | | 0-0-0 | | 2-3-0 | | 22-10-0 | | | | | | | |
| 15-8-0 | | 0-0-0 | | 0-0-0 | | HOME | | 0-0-0 | | 2-2-0 | | 13-6-0 | | | | | | | |
| 9-5-0 | | 0-0-0 | | 0-0-0 | | AWAY | | 0-0-0 | | 0-1-0 | | 9-4-0 | | | | | | | |
| 0-0-0 | | 0-0-0 | | 0-0-0 | | NEUTRAL | | 0-0-0 | | 0-0-0 | | 0-0-0 | | | | | | | |
| 11-7-0 | | 0-0-0 | | 0-0-0 | | NON-CONFERENCE | | 0-0-0 | | 2-3-0 | | 9-4-0 | | | | | | | |
| 10-4-0 | | 0-0-0 | | 0-0-0 | | HOME | | 0-0-0 | | 2-2-0 | | 8-2-0 | | | | | | | |
| 1-3-0 | | 0-0-0 | | 0-0- | | AWAY | | 0-0-0 | | 0-1-0 | | 1-2-0 | | | | | | | |
| 0-0-0 | | 0-0-0 | | 0-0-0 | | NEUTRAL | | 0-0-0 | | 0-0-0 | | 0-0-0 | | | | | | | |
| 13-6-0 | | 0-0-0 | | 0-0-0 | | CONFERENCE | | 0-0-0 | | 0-0-0 | | 13-6-0 | | | | | | | |
| 5-4-0 | | 0-0-0 | | 0-0-0 | | HOME | | 0-0-0 | | 0-0-0 | | 5-4-0 | | | | | | | |
| 8-2-0 | | 0-0-0 | | 0-0-0 | | AWAY | | 0-0-0 | | 0-0-0 | | 8-2-0 | | | | | | | |
| 0-0-0 | | 0-0-0 | | 0-0-0 | | NEUTRAL | | 0-0-0 | | 0-0-0 | | 0-0-0 | | | | | | | |
| RPI | S | Opponent | | Score | | RPI | S | Opponent | | Score | | RPI | S | Opponent | | Score | | | |
| | | | | | | | | | | | | | | | | | | | |
| | | | | | | | | | | | | | | | | | | | |
| | | | | | | | | | | | | | | | | | | | |
| | | | | | | | | | | | | | | | | | | | |
| | | | | | | | | | | | | | | | | | | | |
| | | | | | | | | | | | | | | | | | | | |
| | | | | | | | | | | | | | | | | | | | |
| | | | | | | | | | | | | | | | | | | | |
| | | | | | | | | | | | | | | | | | | | |
| | | | | | | | | | | | | | | | | | | | |
| | | | | | | | | | | | | | | | | | | | |
| | | | | | | | | | | | | | | | | | | | |
| | | | | | | | | | | | | | | | | | | | |
| | | | | | | | | | | | | | | | | | | | |
| | | | | | | | | | | | | | | | | | | | |
| | | | | | | | | | | | | | | | | | | | |
| | | | | | | | | | | | | | | | | | | | |
| | | | | | | | | | | | | | | | | | | | |
| | | | | | | | | | | | | | | | | | | | |
| | | | | | | | | | | | | | | | | | | | |
| | | | | | | | | | | | | | | | | | | | |
| | | | | | | | | | | | | | | | | | | | |
| | | | | | | | | | | | | | | | | | | | |
| | | | | | | | | | | | | | | | | | | | |
| | | | | | | | | | | | | | | | | | | | |
| | | | | | | | | | | | | | | | | | | | |
| | | | | | | | | | | | | | | | | | | | |
| | | | | | | | | | | | | | | | | | | | |
| | | | | | | | | | | | | | | | | | | | |
| | | | | | | | | | | | | | | | | | | | |
| | | | | | | | | | | | | | | | | | | | |
| | | | | | | | | | | | | | | | | | | | |
| | | | | | | | | | | | | | | | | | | | |
| | | | | | | | | | | | | | | | | | | | |
| | | | | | | | | | | | | | | | | | | | |
| | | | | | | | | | | | | | | | | | | | |

Non-Div. I Games:

Delaware St.

Delaware St.

| | | | | |
|-----|---|------|----|---|
| 285 | H | UMES | 16 | 6 |
| 285 | H | UMES | 1 | 5 |

Through Games Of April 27, 2014

| RPI | S | Opponent | Score | |
|-----|---|-------------------|-------|---|
| 285 | H | UMES | 16 | 6 |
| 287 | A | George Washington | 7 | 5 |
| 290 | H | Iona | 8 | 7 |
| 290 | H | Iona | 5 | 6 |
| 299 | A | Coppin St. | 15 | 7 |
| 299 | A | Coppin St. | 10 | 1 |
| 299 | A | Coppin St. | 15 | 5 |
| 299 | H | Coppin St. | 6 | 8 |
| 299 | H | Coppin St. | 6 | 7 |
| 299 | H | Coppin St. | 16 | 1 |

Delaware St.

D
e
l
a
w
a
r
e
s
t
.

D
e
l
a
w
a
r
e
s
t
.

| | | | | | | | | | | | | | | | |
|-------------------|----------|-----------|-----------|----------------|-------------|------------------|-------|-------------|--------|-----------|-------|-----|---|----------------|-------|
| Average RPI Win: | 199 | WON-LOST | WINNING | LAST 15 | STRENGTH OF | OPP. STRENGTH | TEAM | ADJ | CONF. | ADJ CONF. | | | | | |
| Average RPI Loss: | 147 | RECORD | PCT. RANK | GAMES | SCHEDULE | OF SCHEDULE | RPI | RPI | RPI | RPI | | | | | |
| DIV. I ONLY | | 13-26-0 | .33333 | 255 | 4-11-0 | 157 | 237 | 234 | .45848 | 234 | 22 | 22 | | | |
| DIV. I NON-CONF. | | 5-14-0 | .26316 | 268 | 0-1-0 | 92 | 242 | 219 | .46902 | 218 | 16 | 16 | | | |
| | | | | | | | | | | | | | | | |
| TOTALS | RPI 1-25 | RPI 26-50 | | W-L RECORDS | | RPI 51-100 | | RPI 101-150 | | RPI 150+ | | | | | |
| 13-26-0 | 0-1-0 | 0-3-0 | | OVERALL | | 0-5-0 | | 4-5-0 | | 9-12-0 | | | | | |
| 6-6-0 | 0-0-0 | 0-0-0 | | HOME | | 0-0-0 | | 2-3-0 | | 4-3-0 | | | | | |
| 5-18-0 | 0-1-0 | 0-3-0 | | AWAY | | 0-5-0 | | 0-0-0 | | 5-9-0 | | | | | |
| 2-2-0 | 0-0-0 | 0-0-0 | | NEUTRAL | | 0-0-0 | | 2-2-0 | | 0-0-0 | | | | | |
| | | | | | | | | | | | | | | | |
| 5-14-0 | 0-1-0 | 0-3-0 | | NON-CONFERENCE | | 0-1-0 | | 2-3-0 | | 3-6-0 | | | | | |
| 0-2-0 | 0-0-0 | 0-0-0 | | HOME | | 0-0-0 | | 0-1-0 | | 0-1-0 | | | | | |
| 3-10-0 | 0-1-0 | 0-0- | | AWAY | | 0-1-0 | | 0-0-0 | | 3-5-0 | | | | | |
| 2-2-0 | 0-0-0 | 0-0-0 | | NEUTRAL | | 0-0-0 | | 2-2-0 | | 0-0-0 | | | | | |
| | | | | | | | | | | | | | | | |
| 8-12-0 | 0-0-0 | 0-0-0 | | CONFERENCE | | 0-4-0 | | 2-2-0 | | 6-6-0 | | | | | |
| 6-4-0 | 0-0-0 | 0-0-0 | | HOME | | 0-0-0 | | 2-2-0 | | 4-2-0 | | | | | |
| 2-8-0 | 0-0-0 | 0-0-0 | | AWAY | | 0-4-0 | | 0-0-0 | | 2-4-0 | | | | | |
| 0-0-0 | 0-0-0 | 0-0-0 | | NEUTRAL | | 0-0-0 | | 0-0-0 | | 0-0-0 | | | | | |
| | | | | | | | | | | | | | | | |
| RPI | S | Opponent | Score | RPI | S | Opponent | Score | RPI | S | Opponent | Score | | | | |
| 1 | A | Virginia | 4 14 | 49 | A | UC Santa Barbara | 1 9 | 52 | A | Columbia | 2 8 | 107 | H | Seton Hall | 6 13 |
| | | | | 49 | A | UC Santa Barbara | 0 11 | 52 | A | Columbia | 2 3 | 133 | N | Michigan | 7 3 |
| | | | | 49 | A | UC Santa Barbara | 10 18 | 52 | A | Columbia | 3 13 | 133 | N | Michigan | 2 8 |
| | | | | | | | | 52 | A | Columbia | 6 9 | 133 | N | Michigan | 6 5 |
| | | | | | | | | 61 | A | Duke | 1 7 | 133 | N | Michigan | 2 4 |
| | | | | | | | | | | | | 146 | H | Penn | 0 2 |
| | | | | | | | | | | | | 146 | H | Penn | 6 4 |
| | | | | | | | | | | | | 146 | H | Penn | 1 6 |
| | | | | | | | | | | | | 146 | H | Penn | 4 2 |
| | | | | | | | | | | | | 154 | A | UNC Greensboro | 10 11 |
| | | | | | | | | | | | | 154 | A | UNC Greensboro | 11 1 |
| | | | | | | | | | | | | 154 | A | UNC Greensboro | 1 11 |
| | | | | | | | | | | | | 191 | H | Dartmouth | 4 3 |
| | | | | | | | | | | | | 191 | H | Dartmouth | 3 0 |
| | | | | | | | | | | | | 219 | A | Cornell | 4 6 |
| | | | | | | | | | | | | 219 | A | Cornell | 2 4 |
| | | | | | | | | | | | | 219 | H | Cornell | 2 4 |
| | | | | | | | | | | | | 219 | H | Cornell | 5 4 |
| | | | | | | | | | | | | 228 | H | Monmouth | 0 3 |
| | | | | | | | | | | | | 235 | A | Yale | 2 4 |
| | | | | | | | | | | | | 235 | A | Yale | 1 2 |
| | | | | | | | | | | | | 245 | A | Brown | 10 6 |
| | | | | | | | | | | | | 245 | A | Brown | 3 2 |
| | | | | | | | | | | | | 258 | H | Harvard | 6 2 |
| | | | | | | | | | | | | 258 | H | Harvard | 3 4 |
| | | | | | | | | | | | | 261 | A | Navy | 1 0 |
| | | | | | | | | | | | | 261 | A | Navy | 4 9 |
| | | | | | | | | | | | | | | | |
| | | | | LAST 15 GAMES | | | | | | | | | | | |
| | | | | 219 | H | Cornell | 5 4 | 146 | H | Penn | 0 2 | 245 | A | Brown | 3 2 |
| | | | | 219 | H | Cornell | 2 4 | 146 | H | Penn | 6 4 | 258 | H | Harvard | 6 2 |
| | | | | 219 | A | Cornell | 2 4 | 258 | H | Harvard | 6 2 | 258 | H | Harvard | 3 4 |
| | | | | 219 | A | Cornell | 4 6 | | | | | 261 | A | Navy | 1 0 |
| | | | | 286 | A | Rider | 3 5 | | | | | 261 | A | Navy | 4 9 |

Non-Div. I Games:

Princeton

| | | | | |
|-----|---|------|---|---|
| 146 | H | Penn | 4 | 2 |
| 146 | H | Penn | 1 | 6 |

| RPI | S | Opponent | Score | |
|-----|---|----------|-------|---|
| 261 | A | Navy | 2 | 8 |
| 261 | A | Navy | 4 | 2 |
| 286 | A | Rider | 3 | 5 |

Princeton

P
r
i
n
c
e
t
o
n

P
r
i
n
c
e
t
o
n

Yale

| | | | | |
|-----|---|---------|---|---|
| 258 | H | Harvard | 7 | 6 |
| 258 | H | Harvard | 2 | 6 |

| RPI | S | Opponent | Score | |
|-----|---|----------|-------|----|
| 245 | A | Brown | 7 | 12 |
| 245 | H | Brown | 6 | 5 |
| 245 | H | Brown | 4 | 3 |
| 258 | H | Harvard | 1 | 0 |
| 258 | H | Harvard | 7 | 6 |
| 258 | H | Harvard | 2 | 6 |
| 258 | H | Harvard | 8 | 2 |

| Average RPI Win: 224 | | WON-LOST | WINNING | LAST 15 | STRENGTH OF | | OPP. STRENGTH | TEAM | ADJ | CONF. | ADJ CONF. |
|-----------------------|----------------|----------|---------------|----------------|-------------|-------|---------------|-------|-------------|------------------|-----------|
| Average RPI Loss: 119 | | RECORD | PCT. RANK | GAMES | SCHEDULE | | OF SCHEDULE | RPI | RPI | RPI | RPI |
| DIV. I ONLY | | 14-28-1 | .33721 | 254 | 4-11-0 | | 168 | 174 | 236 | .45616 | 236 |
| DIV. I NON-CONF. | | 8-13-1 | .38636 | 217 | 1-1-0 | | 196 | 175 | 223 | .46711 | 222 |
| TOTALS | | RPI 1-25 | RPI 26-50 | | W-L RECORDS | | RPI 51-100 | | RPI 101-150 | | RPI 150+ |
| 14-28-1 | 0-4-0 | 1-3-0 | | OVERALL | | 0-8-0 | | 0-2-0 | | 13-11-1 | |
| 8-6-1 | 0-3-0 | 0-0-0 | | HOME | | 0-0-0 | | 0-2-0 | | 8-1-1 | |
| 3-19-0 | 0-1-0 | 1-3-0 | | AWAY | | 0-8-0 | | 0-0-0 | | 2-7-0 | |
| 3-3-0 | 0-0-0 | 0-0-0 | | NEUTRAL | | 0-0-0 | | 0-0-0 | | 3-3-0 | |
| 8-13-1 | 0-1-0 | 1-3-0 | | NON-CONFERENCE | | 0-2-0 | | 0-2-0 | | 7-5-1 | |
| 3-2-1 | 0-0-0 | 0-0-0 | | HOME | | 0-0-0 | | 0-2-0 | | 3-0-1 | |
| 2-8-0 | 0-1-0 | 1-0- | | AWAY | | 0-2-0 | | 0-0-0 | | 1-2-0 | |
| 3-3-0 | 0-0-0 | 0-0-0 | | NEUTRAL | | 0-0-0 | | 0-0-0 | | 3-3-0 | |
| 6-15-0 | 0-3-0 | 0-0-0 | | CONFERENCE | | 0-6-0 | | 0-0-0 | | 6-6-0 | |
| 5-4-0 | 0-3-0 | 0-0-0 | | HOME | | 0-0-0 | | 0-0-0 | | 5-1-0 | |
| 1-11-0 | 0-0-0 | 0-0-0 | | AWAY | | 0-6-0 | | 0-0-0 | | 1-5-0 | |
| 0-0-0 | 0-0-0 | 0-0-0 | | NEUTRAL | | 0-0-0 | | 0-0-0 | | 0-0-0 | |
| RPI S | Opponent | Score | RPI S | Opponent | Score | RPI S | Opponent | Score | RPI S | Opponent | Score |
| 6 A | South Carolina | 0 4 | 46 A | Clemson | 2 4 | 58 A | Western Caro. | 0 16 | 110 H | Pittsburgh | 9 10 |
| 22 H | Liberty | 0 8 | 47 A | Auburn | 0 3 | 62 A | Georgia | 0 11 | 110 H | Pittsburgh | 3 12 |
| 22 H | Liberty | 0 8 | 47 A | Auburn | 5 12 | 76 A | Campbell | 1 4 | 184 A | Furman | 3 9 |
| 22 H | Liberty | 0 5 | 47 A | Auburn | 10 6 | 76 A | Campbell | 1 10 | 187 A | Coastal Caro. | 0 4 |
| | | | | | | 76 A | Campbell | 0 4 | 187 A | Coastal Caro. | 3 4 |
| | | | | | | 95 A | VMI | 5 6 | 187 A | Coastal Caro. | 3 9 |
| | | | | | | 95 A | VMI | 2 15 | 195 H | Winthrop | 4 6 |
| | | | | | | 95 A | VMI | 4 5 | 195 H | Winthrop | 3 1 |
| | | | | | | | | | 195 H | Winthrop | 6 0 |
| | | | | | | | | | 198 N | Northeastern | 4 3 |
| | | | | | | | | | 198 N | Northeastern | 11 12 |
| | | | | | | | | | 215 A | Wofford | 7 8 |
| | | | | | | | | | 215 H | Wofford | 5 4 |
| | | | | | | | | | 215 N | Wofford | 6 10 |
| | | | | | | | | | 229 A | Longwood | 6 5 |
| | | | | | | | | | 229 A | Longwood | 7 10 |
| | | | | | | | | | 229 A | Longwood | 1 4 |
| | | | | | | | | | 230 N | South Dakota St. | 1 4 |
| | | | | | | | | | 240 N | Maine | 12 5 |
| | | | | | | | | | 250 N | Fordham | 9 3 |
| | | | | | | | | | 254 A | USC Upstate | 5 1 |
| | | | | | | | | | 263 H | Savannah St. | 9 5 |
| | | | | | | | | | 263 H | Savannah St. | 4 0 |
| | | | | | | | | | 264 H | UNC Asheville | 7 0 |
| | | | | | | | | | 264 H | UNC Asheville | 6 5 |
| | | | | | | | | | 264 H | UNC Asheville | 9 6 |
| | | | | | | | | | 284 H | N.C. Central | 8 8 |
| | | | LAST 15 GAMES | | | | | | | | |
| | | | 229 A | Longwood | 7 10 | 195 H | Winthrop | 4 6 | | | |
| | | | 229 A | Longwood | 6 5 | 195 H | Winthrop | 3 1 | | | |
| | | | 229 A | Longwood | 1 4 | 195 H | Winthrop | 6 0 | | | |
| | | | 215 H | Wofford | 5 4 | | | | | | |
| | | | 187 A | Coastal Caro. | 3 9 | | | | | | |

Non-Div. I Games:

Presbyterian

| | | |
|---------------------|---|---|
| 187 A Coastal Caro. | 0 | 4 |
| 187 A Coastal Caro. | 3 | 4 |

P
r
e
s
b
y
t
e
r
i
a
n

P
r
e
s
b
y
t
e
r
i
a
n

| Average RPI Win: | | 202 | WON-LOST | | WINNING | | LAST 15 | | STRENGTH OF | | OPP. STRENGTH | | TEAM | | ADJ | | CONF. | | ADJ CONF. | | | | |
|-------------------|---|------------|----------|-----------|-----------|----------------|---------|------------|-------------|-------------|---------------|----------|------|--------------------|--------|-------|-------|-----|-----------|--------------------|--|----|----|
| Average RPI Loss: | | 171 | RECORD | | PCT. RANK | | GAMES | | SCHEDULE | | OF SCHEDULE | | RPI | | RPI | | RPI | | RPI | | | | |
| DIV. I ONLY | | | 20-26-0 | | .43478 | 194 | 5-10-0 | | 226 | | 220 | | 237 | | .45592 | 237 | 30 | | 30 | | | | |
| DIV. I NON-CONF. | | | 8-17-0 | | .32 | 247 | 0-6-0 | | 78 | | 89 | | 232 | | .46432 | 231 | 30 | | 30 | | | | |
| TOTALS | | RPI 1-25 | | RPI 26-50 | | W-L RECORDS | | RPI 51-100 | | RPI 101-150 | | RPI 150+ | | | | | | | | | | | |
| 20-26-0 | | 1-1-0 | | 1-1-0 | | OVERALL | | 0-5-0 | | 3-5-0 | | 15-14-0 | | | | | | | | | | | |
| 13-13-0 | | 0-0-0 | | 1-0-0 | | HOME | | 0-1-0 | | 3-4-0 | | 9-8-0 | | | | | | | | | | | |
| 7-13-0 | | 1-1-0 | | 0-1-0 | | AWAY | | 0-4-0 | | 0-1-0 | | 6-6-0 | | | | | | | | | | | |
| 0-0-0 | | 0-0-0 | | 0-0-0 | | NEUTRAL | | 0-0-0 | | 0-0-0 | | 0-0-0 | | | | | | | | | | | |
| 8-17-0 | | 1-1-0 | | 1-1-0 | | NON-CONFERENCE | | 0-5-0 | | 3-5-0 | | 3-5-0 | | | | | | | | | | | |
| 7-7-0 | | 0-0-0 | | 1-0-0 | | HOME | | 0-1-0 | | 3-4-0 | | 3-2-0 | | | | | | | | | | | |
| 1-10-0 | | 1-1-0 | | 0-0- | | AWAY | | 0-4-0 | | 0-1-0 | | 0-3-0 | | | | | | | | | | | |
| 0-0-0 | | 0-0-0 | | 0-0-0 | | NEUTRAL | | 0-0-0 | | 0-0-0 | | 0-0-0 | | | | | | | | | | | |
| 12-9-0 | | 0-0-0 | | 0-0-0 | | CONFERENCE | | 0-0-0 | | 0-0-0 | | 12-9-0 | | | | | | | | | | | |
| 6-6-0 | | 0-0-0 | | 0-0-0 | | HOME | | 0-0-0 | | 0-0-0 | | 6-6-0 | | | | | | | | | | | |
| 6-3-0 | | 0-0-0 | | 0-0-0 | | AWAY | | 0-0-0 | | 0-0-0 | | 6-3-0 | | | | | | | | | | | |
| 0-0-0 | | 0-0-0 | | 0-0-0 | | NEUTRAL | | 0-0-0 | | 0-0-0 | | 0-0-0 | | | | | | | | | | | |
| RPI | S | Opponent | | Score | | RPI | S | Opponent | | Score | | RPI | S | Opponent | | Score | | | | | | | |
| 18 | A | Miami (FL) | | 1 | 10 | 45 | A | UCF | | 1 | 4 | 66 | A | FIU | | 4 | 8 | 105 | H | FGCU | | 10 | 13 |
| 18 | A | Miami (FL) | | 7 | 3 | 45 | H | UCF | | 5 | 2 | 66 | H | FIU | | 0 | 6 | 105 | H | FGCU | | 3 | 2 |
| | | | | | | | | | | | | 73 | A | Col. of Charleston | | 3 | 4 | 105 | H | FGCU | | 4 | 5 |
| | | | | | | | | | | | | 73 | A | Col. of Charleston | | 2 | 3 | 140 | H | Central Conn. St. | | 6 | 8 |
| | | | | | | | | | | | | 73 | A | Col. of Charleston | | 1 | 2 | 140 | H | Central Conn. St. | | 1 | 2 |
| | | | | | | | | | | | | | | | | | | 140 | H | Central Conn. St. | | 4 | 0 |
| | | | | | | | | | | | | | | | | | | 149 | A | Jacksonville | | 3 | 4 |
| | | | | | | | | | | | | | | | | | | 149 | H | Jacksonville | | 6 | 2 |
| | | | | | | | | | | | | | | | | | | 182 | A | North Florida | | 1 | 12 |
| | | | | | | | | | | | | | | | | | | 182 | A | North Florida | | 7 | 12 |
| | | | | | | | | | | | | | | | | | | 182 | H | North Florida | | 8 | 1 |
| | | | | | | | | | | | | | | | | | | 189 | H | Cal St. Northridge | | 0 | 2 |
| | | | | | | | | | | | | | | | | | | 189 | H | Cal St. Northridge | | 2 | 1 |
| | | | | | | | | | | | | | | | | | | 189 | H | Cal St. Northridge | | 1 | 2 |
| | | | | | | | | | | | | | | | | | | 200 | A | Stetson | | 1 | 2 |
| | | | | | | | | | | | | | | | | | | 200 | H | Stetson | | 4 | 1 |
| | | | | | | | | | | | | | | | | | | 216 | A | Florida A&M | | 11 | 6 |
| | | | | | | | | | | | | | | | | | | 216 | A | Florida A&M | | 10 | 5 |
| | | | | | | | | | | | | | | | | | | 216 | A | Florida A&M | | 4 | 2 |
| | | | | | | | | | | | | | | | | | | 216 | H | Florida A&M | | 1 | 5 |
| | | | | | | | | | | | | | | | | | | 216 | H | Florida A&M | | 8 | 1 |
| | | | | | | | | | | | | | | | | | | 216 | H | Florida A&M | | 4 | 2 |
| | | | | | | | | | | | | | | | | | | 263 | H | Savannah St. | | 5 | 1 |
| | | | | | | | | | | | | | | | | | | 263 | H | Savannah St. | | 0 | 5 |
| | | | | | | | | | | | | | | | | | | 263 | H | Savannah St. | | 4 | 3 |
| | | | | | | | | | | | | | | | | | | 280 | A | N.C. A&T | | 3 | 1 |
| | | | | | | | | | | | | | | | | | | 280 | A | N.C. A&T | | 4 | 5 |
| | | | | | | | | | | | | | | | | | | | | | | | |

Non-Div. I Games:

Bethune-Cookman

| | | | | |
|-----|---|---------------|---|----|
| 280 | A | N.C. A&T | 4 | 5 |
| 182 | A | North Florida | 1 | 12 |

| RPI | S | Opponent | Score | |
|-----|---|--------------|-------|----|
| 280 | A | N.C. A&T | 3 | 4 |
| 280 | H | N.C. A&T | 8 | 12 |
| 280 | H | N.C. A&T | 5 | 3 |
| 280 | H | N.C. A&T | 1 | 5 |
| 284 | A | N.C. Central | 3 | 2 |
| 284 | A | N.C. Central | 9 | 3 |
| 284 | A | N.C. Central | 3 | 5 |
| 284 | H | N.C. Central | 12 | 1 |
| 284 | H | N.C. Central | 2 | 3 |
| 284 | H | N.C. Central | 4 | 7 |

Bethune-Cookman

B
e
t
h
u
n
e
-
C
o
o
k
m
a
n

B
e
t
h
u
n
e
-
C
o
o
k
m
a
n

| Average RPI Win: | | 171 | WON-LOST RECORD | | WINNING PCT. RANK | | LAST 15 GAMES | | STRENGTH OF SCHEDULE | | OPP. STRENGTH OF SCHEDULE | | TEAM RPI | ADJ RPI | | CONF. RPI | ADJ CONF. RPI |
|------------------|---|-------------|-----------------|-----------|-------------------|----------------|---------------|--------------|----------------------|-------------|---------------------------|----------|----------|-----------------|----|-----------|---------------|
| DIV. I ONLY | | | 13-26-0 | .33333 | 255 | 5-10-0 | | | 94 | 251 | 238 | .45583 | 238 | 18 | 18 | | |
| DIV. I NON-CONF. | | | 9-17-0 | .34615 | 236 | 1-2-0 | | | 223 | 199 | 268 | .43601 | 268 | 20 | 20 | | |
| TOTALS | | RPI 1-25 | | RPI 26-50 | | W-L RECORDS | | RPI 51-100 | | RPI 101-150 | | RPI 150+ | | | | | |
| 13-26-0 | | 0-4-0 | | 1-1-0 | | OVERALL | | 1-2-0 | | 4-10-0 | | 7-9-0 | | | | | |
| 10-6-0 | | 0-1-0 | | 0-0-0 | | HOME | | 1-0-0 | | 4-2-0 | | 5-3-0 | | | | | |
| 0-15-0 | | 0-3-0 | | 0-0-0 | | AWAY | | 0-2-0 | | 0-6-0 | | 0-4-0 | | | | | |
| 3-5-0 | | 0-0-0 | | 1-1-0 | | NEUTRAL | | 0-0-0 | | 0-2-0 | | 2-2-0 | | | | | |
| 9-17-0 | | 0-4-0 | | 1-1-0 | | NON-CONFERENCE | | 1-2-0 | | 0-1-0 | | 7-9-0 | | | | | |
| 6-4-0 | | 0-1-0 | | 0-0-0 | | HOME | | 1-0-0 | | 0-0-0 | | 5-3-0 | | | | | |
| 0-9-0 | | 0-3-0 | | 0-0- | | AWAY | | 0-2-0 | | 0-0-0 | | 0-4-0 | | | | | |
| 3-4-0 | | 0-0-0 | | 1-1-0 | | NEUTRAL | | 0-0-0 | | 0-1-0 | | 2-2-0 | | | | | |
| 4-9-0 | | 0-0-0 | | 0-0-0 | | CONFERENCE | | 0-0-0 | | 4-9-0 | | 0-0-0 | | | | | |
| 4-2-0 | | 0-0-0 | | 0-0-0 | | HOME | | 0-0-0 | | 4-2-0 | | 0-0-0 | | | | | |
| 0-6-0 | | 0-0-0 | | 0-0-0 | | AWAY | | 0-0-0 | | 0-6-0 | | 0-0-0 | | | | | |
| 0-1-0 | | 0-0-0 | | 0-0-0 | | NEUTRAL | | 0-0-0 | | 0-1-0 | | 0-0-0 | | | | | |
| RPI | S | Opponent | | Score | | RPI | S | Opponent | | Score | | RPI | S | Opponent | | Score | |
| 19 | H | Indiana St. | | 1 | 2 | 32 | N | Illinois St. | | 7 | 6 | 104 | H | Xavier | | 2 | 1 |
| 21 | A | Mercer | | 2 | 3 | 32 | N | Illinois St. | | 1 | 9 | 104 | H | Xavier | | 8 | 0 |
| 21 | A | Mercer | | 0 | 5 | | | | | | | 104 | H | Xavier | | 2 | 16 |
| 23 | A | Louisville | | 1 | 15 | | | | | | | 104 | N | Xavier | | 3 | 9 |
| | | | | | | | | | | | | 107 | H | Seton Hall | | 6 | 1 |
| | | | | | | | | | | | | 107 | H | Seton Hall | | 3 | 7 |
| | | | | | | | | | | | | 107 | H | Seton Hall | | 7 | 6 |
| | | | | | | | | | | | | 110 | N | Pittsburgh | | 7 | 15 |
| | | | | | | | | | | | | 115 | A | St. John's (NY) | | 1 | 3 |
| | | | | | | | | | | | | 115 | A | St. John's (NY) | | 7 | 9 |
| | | | | | | | | | | | | 115 | A | St. John's (NY) | | 1 | 6 |
| | | | | | | | | | | | | 118 | A | Creighton | | 1 | 2 |
| | | | | | | | | | | | | 118 | A | Creighton | | 2 | 4 |
| | | | | | | | | | | | | 118 | A | Creighton | | 1 | 8 |
| | | | | | | | | | | | | 197 | A | Purdue | | 4 | 5 |
| | | | | | | | | | | | | 197 | H | Purdue | | 1 | 6 |
| | | | | | | | | | | | | 197 | N | Purdue | | 2 | 3 |
| | | | | | | | | | | | | 214 | N | Western Ill. | | 10 | 5 |
| | | | | | | | | | | | | 214 | N | Western Ill. | | 2 | 11 |
| | | | | | | | | | | | | 214 | N | Western Ill. | | 2 | 0 |
| | | | | | | | | | | | | 215 | A | Wofford | | 2 | 6 |
| | | | | | | | | | | | | 217 | H | Western Mich. | | 1 | 11 |
| | | | | | | | | | | | | 217 | H | Western Mich. | | 3 | 9 |
| | | | | | | | | | | | | 217 | H | Western Mich. | | 3 | 2 |
| | | | | | | | | | | | | 225 | H | Valparaiso | | 5 | 3 |
| | | | | | | | | | | | | 254 | A | USC Upstate | | 6 | 7 |
| | | | | | | | | | | | | 279 | A | IPFW | | 8 | 10 |
| LAST 15 GAMES | | | | | | | | | | | | | | | | | |
| | | | | | | 118 | A | Creighton | | 2 | 4 | 197 | A | Purdue | | 4 | 5 |
| | | | | | | 118 | A | Creighton | | 1 | 2 | 115 | A | St. John's (NY) | | 7 | 9 |
| | | | | | | 118 | A | Creighton | | 1 | 8 | 115 | A | St. John's (NY) | | 1 | 6 |
| | | | | | | 19 | H | Indiana St. | | 1 | 2 | | | | | | |
| | | | | | | 104 | H | Xavier | | 2 | 16 | | | | | | |

Non-Div. I Games: Marian (IN) 4 3 Rockhurst 8 3 Wabash 6 2 Butler

| | | | | |
|-----|---|--------|---|---|
| 104 | H | Xavier | 2 | 1 |
| 104 | H | Xavier | 8 | 0 |

| RPI | S | Opponent | Score | |
|-----|---|----------|-------|---|
| 279 | H | IPFW | 6 | 4 |
| 279 | H | IPFW | 10 | 9 |
| 279 | H | IPFW | 9 | 3 |

Butler

B
u
t
l
e
r

B
u
t
l
e
r

| Average RPI Win: 198 | | WON-LOST RECORD | | WINNING PCT. RANK | | LAST 15 GAMES | | STRENGTH OF SCHEDULE | | OPP. STRENGTH OF SCHEDULE | | TEAM RPI | | ADJ RPI | | CONF. RPI | | ADJ CONF. RPI | |
|----------------------|---|-----------------|--|-------------------|----|----------------|----|----------------------|-----|---------------------------|-----------|----------|---|------------|---|-----------------|--|---------------|----|
| DIV. I ONLY | | 12-28-0 | | .3 274 | | 4-11-0 | | 91 | | 274 | | 240 | | .45465 239 | | 18 | | 18 | |
| DIV. I NON-CONF. | | 9-19-0 | | .32143 246 | | 1-2-0 | | 207 | | 260 | | 261 | | .44162 261 | | 20 | | 20 | |
| TOTALS | | RPI 1-25 | | RPI 26-50 | | W-L RECORDS | | RPI 51-100 | | RPI 101-150 | | RPI 150+ | | | | | | | |
| 12-28-0 | | 0-2-0 | | 0-0-0 | | OVERALL | | 1-4-0 | | 3-12-0 | | 8-10-0 | | | | | | | |
| 6-9-0 | | 0-0-0 | | 0-0-0 | | HOME | | 0-2-0 | | 3-5-0 | | 3-2-0 | | | | | | | |
| 4-14-0 | | 0-2-0 | | 0-0-0 | | AWAY | | 1-1-0 | | 0-6-0 | | 3-5-0 | | | | | | | |
| 2-5-0 | | 0-0-0 | | 0-0-0 | | NEUTRAL | | 0-1-0 | | 0-1-0 | | 2-3-0 | | | | | | | |
| 9-19-0 | | 0-2-0 | | 0-0-0 | | NON-CONFERENCE | | 1-4-0 | | 0-3-0 | | 8-10-0 | | | | | | | |
| 3-6-0 | | 0-0-0 | | 0-0-0 | | HOME | | 0-2-0 | | 0-2-0 | | 3-2-0 | | | | | | | |
| 4-8-0 | | 0-2-0 | | 0-0- | | AWAY | | 1-1-0 | | 0-0-0 | | 3-5-0 | | | | | | | |
| 2-5-0 | | 0-0-0 | | 0-0-0 | | NEUTRAL | | 0-1-0 | | 0-1-0 | | 2-3-0 | | | | | | | |
| 3-9-0 | | 0-0-0 | | 0-0-0 | | CONFERENCE | | 0-0-0 | | 3-9-0 | | 0-0-0 | | | | | | | |
| 3-3-0 | | 0-0-0 | | 0-0-0 | | HOME | | 0-0-0 | | 3-3-0 | | 0-0-0 | | | | | | | |
| 0-6-0 | | 0-0-0 | | 0-0-0 | | AWAY | | 0-0-0 | | 0-6-0 | | 0-0-0 | | | | | | | |
| 0-0-0 | | 0-0-0 | | 0-0-0 | | NEUTRAL | | 0-0-0 | | 0-0-0 | | 0-0-0 | | | | | | | |
| RPI | S | Opponent | | Score | | RPI | S | Opponent | | Score | | RPI | S | Opponent | | Score | | | |
| 18 | A | Miami (FL) | | 2 | 7 | | | 75 | A | Saint Joseph's | | 6 | 9 | 101 | N | Central Mich. | | 3 | 13 |
| 18 | A | Miami (FL) | | 0 | 17 | | | 75 | A | Saint Joseph's | | 8 | 2 | 104 | A | Xavier | | 0 | 4 |
| | | | | | | | | 75 | H | Saint Joseph's | | 6 | 7 | 104 | A | Xavier | | 9 | 10 |
| | | | | | | | | 75 | H | Saint Joseph's | | 6 | 8 | 104 | A | Xavier | | 0 | 5 |
| | | | | | | | | 97 | N | Buffalo | | 2 | 4 | 107 | A | Seton Hall | | 0 | 10 |
| | | | | | | | | | | | | | | 107 | A | Seton Hall | | 1 | 3 |
| | | | | | | | | | | | | | | 107 | A | Seton Hall | | 5 | 6 |
| | | | | | | | | | | | | | | 115 | H | St. John's (NY) | | 5 | 4 |
| | | | | | | | | | | | | | | 115 | H | St. John's (NY) | | 5 | 7 |
| | | | | | | | | | | | | | | 115 | H | St. John's (NY) | | 6 | 5 |
| | | | | | | | | | | | | | | 118 | H | Creighton | | 6 | 3 |
| | | | | | | | | | | | | | | 118 | H | Creighton | | 0 | 4 |
| | | | | | | | | | | | | | | 118 | H | Creighton | | 6 | 12 |
| | | | | | | | | | | | | | | 119 | H | UConn | | 6 | 7 |
| | | | | | | | | | | | | | | 146 | H | Penn | | 1 | 12 |
| | | | | | | | | | | | | | | 151 | N | Boston College | | 6 | 7 |
| | | | | | | | | | | | | | | 198 | H | Northeastern | | 2 | 5 |
| | | | | | | | | | | | | | | 198 | H | Northeastern | | 8 | 3 |
| | | | | | | | | | | | | | | 198 | H | Northeastern | | 1 | 4 |
| | | | | | | | | | | | | | | 199 | N | Omaha | | 1 | 2 |
| | | | | | | | | | | | | | | 211 | H | Wagner | | 7 | 3 |
| | | | | | | | | | | | | | | 231 | A | Charleston So. | | 1 | 2 |
| | | | | | | | | | | | | | | 231 | A | Charleston So. | | 4 | 8 |
| | | | | | | | | | | | | | | 231 | A | Charleston So. | | 0 | 2 |
| | | | | | | | | | | | | | | 241 | A | Temple | | 16 | 8 |
| | | | | | | | | | | | | | | 241 | N | Temple | | 3 | 7 |
| | | | | | | | | | | | | | | 243 | N | Quinnipiac | | 9 | 3 |
| LAST 15 GAMES | | | | | | | | | | | | | | | | | | | |
| | | | | 107 | A | Seton Hall | 1 | 3 | 118 | H | Creighton | 6 | 3 | 231 | A | Charleston So. | | 4 | 8 |
| | | | | 107 | A | Seton Hall | 5 | 6 | 104 | A | Xavier | 0 | 4 | 231 | A | Charleston So. | | 0 | 2 |
| | | | | 107 | A | Seton Hall | 0 | 10 | 104 | A | Xavier | 0 | 5 | 241 | A | Temple | | 16 | 8 |
| | | | | 75 | H | Saint Joseph's | 6 | 7 | | | | | | 241 | N | Temple | | 3 | 7 |
| | | | | 241 | A | Temple | 16 | 8 | | | | | | 243 | N | Quinnipiac | | 9 | 3 |

Non-Div. I Games:

Villanova

| | | |
|-----------------|---|----|
| 118 H Creighton | 0 | 4 |
| 118 H Creighton | 6 | 12 |

| RPI | S | Opponent | Score | |
|-----|---|---------------|-------|----|
| 246 | A | Lafayette | 3 | 6 |
| 253 | A | La Salle | 6 | 3 |
| 253 | A | La Salle | 9 | 11 |
| 262 | H | Saint Peter's | 5 | 4 |
| 273 | A | Norfolk St. | 13 | 10 |
| 277 | N | Niagara | 6 | 5 |

Villanova

V
i
l
l
a
n
o
v
a

V
i
l
l
a
n
o
v
a

Maine

| | | | | |
|-----|---|------------|---|---|
| 168 | A | Binghamton | 2 | 8 |
| 168 | A | Binghamton | 1 | 7 |

| RPI | S | Opponent | Score | |
|-----|---|----------|-------|---|
| 301 | H | NYIT | 1 | 0 |
| 301 | H | NYIT | 11 | 4 |
| 301 | H | NYIT | 2 | 3 |

Maine

M
a
i
n
e

M
a
i
n
e

| | | | | | | | | | | | | | | | |
|-------------------|----------|-----------|-----------|----------------|-------------|---------------|-------|-------------|--------|----------------|-------|-----|---|---------------|------|
| Average RPI Win: | 180 | WON-LOST | WINNING | LAST 15 | STRENGTH OF | OPP. STRENGTH | TEAM | ADJ | CONF. | ADJ CONF. | | | | | |
| Average RPI Loss: | 146 | RECORD | PCT. RANK | GAMES | SCHEDULE | OF SCHEDULE | RPI | RPI | RPI | RPI | | | | | |
| DIV. I ONLY | | 12-24-0 | .33333 | 255 | 0-5-0 | 177 | 191 | 242 | .45423 | 241 | 8 | 8 | | | |
| DIV. I NON-CONF. | | 5-16-0 | .2381 | 273 | 0-5-0 | 227 | 279 | 286 | .41214 | 286 | 9 | 9 | | | |
| <hr/> | | | | | | | | | | | | | | | |
| TOTALS | RPI 1-25 | RPI 26-50 | | W-L RECORDS | | RPI 51-100 | | RPI 101-150 | | RPI 150+ | | | | | |
| 12-24-0 | 0-0-0 | 0-3-0 | | OVERALL | | 2-7-0 | | 4-3-0 | | 6-11-0 | | | | | |
| 3-8-0 | 0-0-0 | 0-0-0 | | HOME | | 0-0-0 | | 1-2-0 | | 2-6-0 | | | | | |
| 4-13-0 | 0-0-0 | 0-3-0 | | AWAY | | 2-7-0 | | 2-1-0 | | 0-2-0 | | | | | |
| 5-3-0 | 0-0-0 | 0-0-0 | | NEUTRAL | | 0-0-0 | | 1-0-0 | | 4-3-0 | | | | | |
| <hr/> | | | | | | | | | | | | | | | |
| 5-16-0 | 0-0-0 | 0-0-0 | | NON-CONFERENCE | | 0-6-0 | | 1-0-0 | | 4-10-0 | | | | | |
| 0-5-0 | 0-0-0 | 0-0-0 | | HOME | | 0-0-0 | | 0-0-0 | | 0-5-0 | | | | | |
| 0-8-0 | 0-0-0 | 0-0- | | AWAY | | 0-6-0 | | 0-0-0 | | 0-2-0 | | | | | |
| 5-3-0 | 0-0-0 | 0-0-0 | | NEUTRAL | | 0-0-0 | | 1-0-0 | | 4-3-0 | | | | | |
| <hr/> | | | | | | | | | | | | | | | |
| 7-8-0 | 0-0-0 | 0-3-0 | | CONFERENCE | | 2-1-0 | | 3-3-0 | | 2-1-0 | | | | | |
| 3-3-0 | 0-0-0 | 0-0-0 | | HOME | | 0-0-0 | | 1-2-0 | | 2-1-0 | | | | | |
| 4-5-0 | 0-0-0 | 0-3-0 | | AWAY | | 2-1-0 | | 2-1-0 | | 0-0-0 | | | | | |
| 0-0-0 | 0-0-0 | 0-0-0 | | NEUTRAL | | 0-0-0 | | 0-0-0 | | 0-0-0 | | | | | |
| <hr/> | | | | | | | | | | | | | | | |
| RPI | S | Opponent | Score | RPI | S | Opponent | Score | RPI | S | Opponent | Score | | | | |
| | | | | 45 | A | UCF | 4 6 | 53 | A | VCU | 0 10 | 119 | A | UConn | 1 4 |
| | | | | 45 | A | UCF | 5 12 | 53 | A | VCU | 5 14 | 119 | A | UConn | 7 4 |
| | | | | 45 | A | UCF | 2 8 | 53 | A | VCU | 2 5 | 119 | A | UConn | 6 2 |
| | | | | | | | | 75 | A | Saint Joseph's | 3 11 | 142 | H | South Fla. | 6 5 |
| | | | | | | | | 79 | A | Memphis | 7 13 | 142 | H | South Fla. | 6 13 |
| | | | | | | | | 79 | A | Memphis | 4 3 | 142 | H | South Fla. | 3 6 |
| | | | | | | | | 79 | A | Memphis | 3 1 | 150 | N | Hartford | 5 4 |
| | | | | | | | | 98 | A | Radford | 3 6 | 155 | A | Delaware | 3 9 |
| | | | | | | | | 98 | A | Radford | 1 3 | 155 | H | Delaware | 4 12 |
| | | | | | | | | | | | | 204 | H | Cincinnati | 7 5 |
| | | | | | | | | | | | | 204 | H | Cincinnati | 5 11 |
| | | | | | | | | | | | | 204 | H | Cincinnati | 7 2 |
| | | | | | | | | | | | | 218 | N | UMass Lowell | 3 14 |
| | | | | | | | | | | | | 228 | A | Monmouth | 2 4 |
| | | | | | | | | | | | | 228 | H | Monmouth | 4 7 |
| | | | | | | | | | | | | 228 | H | Monmouth | 3 4 |
| | | | | | | | | | | | | 239 | H | Villanova | 8 16 |
| | | | | | | | | | | | | 239 | N | Villanova | 7 3 |
| | | | | | | | | | | | | 248 | H | Lehigh | 2 3 |
| | | | | | | | | | | | | 262 | N | Saint Peter's | 3 5 |
| | | | | | | | | | | | | 262 | N | Saint Peter's | 2 1 |
| | | | | LAST 15 GAMES | | | | | | | | 277 | N | Niagara | 10 4 |
| | | | | 239 | H | Villanova | 8 16 | 119 | A | UConn | 1 4 | 286 | N | Rider | 2 7 |
| | | | | 228 | H | Monmouth | 4 7 | 142 | H | South Fla. | 3 6 | 286 | N | Rider | 15 8 |
| | | | | 228 | H | Monmouth | 3 4 | 142 | H | South Fla. | 6 5 | | | | |
| | | | | 228 | A | Monmouth | 2 4 | | | | | | | | |
| | | | | 155 | A | Delaware | 3 9 | | | | | | | | |

Non-Div. I Games:

Temple

| | | |
|-------------|---|---|
| 119 A UConn | 6 | 2 |
| 119 A UConn | 7 | 4 |

T
e
m
p
l
e

T
e
m
p
l
e

| Average RPI Win: 170 | | WON-LOST | WINNING | LAST 15 | STRENGTH OF | | OPP. STRENGTH | TEAM | ADJ | CONF. | ADJ CONF. |
|-----------------------|----------|-------------|---------------|----------|----------------|-------|---------------|-------------|-------------|------------------|--------------|
| Average RPI Loss: 151 | | RECORD | PCT. RANK | GAMES | SCHEDULE | | OF SCHEDULE | RPI | RPI | RPI | RPI |
| DIV. I ONLY | | 13-28-0 | .31707 | 268 | 5-10-0 | | 172 | 187 | 243 | .45369 | 242 |
| DIV. I NON-CONF. | | 7-16-0 | .30435 | 257 | 1-2-0 | | 156 | 227 | 236 | .46048 | 234 |
| TOTALS | | RPI 1-25 | RPI 26-50 | | W-L RECORDS | | RPI 51-100 | | RPI 101-150 | | RPI 150+ |
| 13-28-0 | | 0-3-0 | 0-0-0 | | OVERALL | | 1-4-0 | | 1-2-0 | | 11-19-0 |
| 7-8-0 | | 0-0-0 | 0-0-0 | | HOME | | 1-0-0 | | 1-0-0 | | 5-8-0 |
| 6-20-0 | | 0-3-0 | 0-0-0 | | AWAY | | 0-4-0 | | 0-2-0 | | 6-11-0 |
| 0-0-0 | | 0-0-0 | 0-0-0 | | NEUTRAL | | 0-0-0 | | 0-0-0 | | 0-0-0 |
| 7-16-0 | | 0-0-0 | 0-0-0 | | NON-CONFERENCE | | 1-4-0 | | 1-2-0 | | 5-10-0 |
| 3-3-0 | | 0-0-0 | 0-0-0 | | HOME | | 1-0-0 | | 1-0-0 | | 1-3-0 |
| 4-13-0 | | 0-0-0 | 0-0- | | AWAY | | 0-4-0 | | 0-2-0 | | 4-7-0 |
| 0-0-0 | | 0-0-0 | 0-0-0 | | NEUTRAL | | 0-0-0 | | 0-0-0 | | 0-0-0 |
| 6-12-0 | | 0-3-0 | 0-0-0 | | CONFERENCE | | 0-0-0 | | 0-0-0 | | 6-9-0 |
| 4-5-0 | | 0-0-0 | 0-0-0 | | HOME | | 0-0-0 | | 0-0-0 | | 4-5-0 |
| 2-7-0 | | 0-3-0 | 0-0-0 | | AWAY | | 0-0-0 | | 0-0-0 | | 2-4-0 |
| 0-0-0 | | 0-0-0 | 0-0-0 | | NEUTRAL | | 0-0-0 | | 0-0-0 | | 0-0-0 |
| RPI S | Opponent | Score | RPI S | Opponent | Score | RPI S | Opponent | Score | RPI S | Opponent | Score |
| 21 A | Mercer | 4 12 | | | | 65 H | Ball St. | 4 3 | 104 A | Xavier | 3 6 |
| 21 A | Mercer | 2 8 | | | | 74 A | San Diego | 3 13 | 104 H | Xavier | 17 8 |
| 21 A | Mercer | 3 10 | | | | 74 A | San Diego | 8 14 | 135 A | Miami (OH) | 6 7 |
| | | | | | | 74 A | San Diego | 3 19 | 152 A | Loyola Marymount | 10 13 |
| | | | | | | 74 A | San Diego | 0 12 | 152 A | Loyola Marymount | 2 4 |
| | | | | | | | | | 152 A | Loyola Marymount | 3 8 |
| | | | | | | | | | 159 A | Lipscomb | 2 0 |
| | | | | | | | | | 159 A | Lipscomb | 2 4 |
| | | | | | | | | | 159 A | Lipscomb | 3 5 |
| | | | | | | | | | 160 A | Eastern Ky. | 13 11 |
| | | | | | | | | | 160 H | Eastern Ky. | 6 9 |
| | | | | | | | | | 164 A | Georgia St. | 4 3 |
| | | | | | | | | | 164 A | Georgia St. | 6 5 |
| | | | | | | | | | 164 A | Georgia St. | 2 13 |
| | | | | | | | | | 181 A | Troy | 4 14 |
| | | | | | | | | | 181 A | Troy | 6 5 |
| | | | | | | | | | 181 A | Troy | 0 7 |
| | | | | | | | | | 181 A | Troy | 2 6 |
| | | | | | | | | | 182 H | North Florida | 4 14 |
| | | | | | | | | | 182 H | North Florida | 8 6 |
| | | | | | | | | | 182 H | North Florida | 1 8 |
| | | | | | | | | | 183 H | Morehead St. | 7 3 |
| | | | | | | | | | 194 A | East Tenn. St. | 3 6 |
| | | | | | | | | | 194 A | East Tenn. St. | 13 11 |
| | | | | | | | | | 194 A | East Tenn. St. | 3 6 |
| | | | | | | | | | 200 H | Stetson | 2 6 |
| | | | | | | | | | 200 H | Stetson | 16 8 |
| | | | LAST 15 GAMES | | | | | | | | |
| | | | 159 A | Lipscomb | 2 0 | 21 A | Mercer | 4 12 | | | |
| | | | 159 A | Lipscomb | 2 4 | 254 H | USC Upstate | 4 3 | | | |
| | | | 159 A | Lipscomb | 3 5 | 254 H | USC Upstate | 2 3 | | | |
| | | | 104 A | Xavier | 3 6 | | | | | | |
| | | | 104 H | Xavier | 17 8 | | | | | | |

Non-Div. I Games:

Northern Ky.

| | | | | |
|----|---|--------|---|----|
| 21 | A | Mercer | 2 | 8 |
| 21 | A | Mercer | 3 | 10 |

| RPI | S | Opponent | Score | |
|-----|---|---------------|-------|----|
| 200 | H | Stetson | 8 | 0 |
| 254 | H | USC Upstate | 4 | 3 |
| 254 | H | USC Upstate | 2 | 3 |
| 254 | H | USC Upstate | 6 | 7 |
| 271 | H | Eastern Mich. | 3 | 13 |
| 271 | H | Eastern Mich. | 2 | 13 |

Northern Ky.

N
o
r
t
h
e
r
n
K
y
.

N
o
r
t
h
e
r
n
K
y
.

| | | | | | | | | | | | | | | | | | | | |
|----------------------|---|-----------------|-------|-------------------|---|----------------|-------|----------------------|---|---------------------------|-------|----------|---|------------|-------|-----------|--|---------------|--|
| Average RPI Win: 247 | | WON-LOST RECORD | | WINNING PCT. RANK | | LAST 15 GAMES | | STRENGTH OF SCHEDULE | | OPP. STRENGTH OF SCHEDULE | | TEAM RPI | | ADJ RPI | | CONF. RPI | | ADJ CONF. RPI | |
| DIV. I ONLY | | 15-21-0 | | .41667 210 | | 0-4-0 | | 279 | | 211 | | 244 | | .45337 243 | | 29 | | 29 | |
| DIV. I NON-CONF. | | 5-18-0 | | .21739 278 | | 0-4-0 | | 162 | | 178 | | 248 | | .4498 247 | | 29 | | 29 | |
| TOTALS | | RPI 1-25 | | RPI 26-50 | | W-L RECORDS | | RPI 51-100 | | RPI 101-150 | | RPI 150+ | | | | | | | |
| 15-21-0 | | 0-0-0 | | 0-3-0 | | OVERALL | | 0-5-0 | | 2-2-0 | | 13-11-0 | | | | | | | |
| 5-4-0 | | 0-0-0 | | 0-0-0 | | HOME | | 0-0-0 | | 0-2-0 | | 5-2-0 | | | | | | | |
| 10-15-0 | | 0-0-0 | | 0-3-0 | | AWAY | | 0-4-0 | | 2-0-0 | | 8-8-0 | | | | | | | |
| 0-2-0 | | 0-0-0 | | 0-0-0 | | NEUTRAL | | 0-1-0 | | 0-0-0 | | 0-1-0 | | | | | | | |
| 5-18-0 | | 0-0-0 | | 0-3-0 | | NON-CONFERENCE | | 0-5-0 | | 2-2-0 | | 3-8-0 | | | | | | | |
| 0-2-0 | | 0-0-0 | | 0-0-0 | | HOME | | 0-0-0 | | 0-2-0 | | 0-0-0 | | | | | | | |
| 5-14-0 | | 0-0-0 | | 0-0- | | AWAY | | 0-4-0 | | 2-0-0 | | 3-7-0 | | | | | | | |
| 0-2-0 | | 0-0-0 | | 0-0-0 | | NEUTRAL | | 0-1-0 | | 0-0-0 | | 0-1-0 | | | | | | | |
| 10-3-0 | | 0-0-0 | | 0-0-0 | | CONFERENCE | | 0-0-0 | | 0-0-0 | | 10-3-0 | | | | | | | |
| 5-2-0 | | 0-0-0 | | 0-0-0 | | HOME | | 0-0-0 | | 0-0-0 | | 5-2-0 | | | | | | | |
| 5-1-0 | | 0-0-0 | | 0-0-0 | | AWAY | | 0-0-0 | | 0-0-0 | | 5-1-0 | | | | | | | |
| 0-0-0 | | 0-0-0 | | 0-0-0 | | NEUTRAL | | 0-0-0 | | 0-0-0 | | 0-0-0 | | | | | | | |
| RPI | S | Opponent | Score | RPI | S | Opponent | Score | RPI | S | Opponent | Score | RPI | S | Opponent | Score | | | | |
| 28 | A | Tennessee | 2 13 | 61 | A | Duke | 5 16 | 119 | H | UConn | 3 5 | | | | | | | | |
| 28 | A | Tennessee | 4 9 | 97 | N | Buffalo | 1 10 | 140 | A | Central Conn. St. | 6 4 | | | | | | | | |
| 28 | A | Tennessee | 3 4 | 98 | A | Radford | 5 7 | 150 | A | Hartford | 10 4 | | | | | | | | |
| | | | | 98 | A | Radford | 2 10 | 150 | H | Hartford | 3 5 | | | | | | | | |
| | | | | 98 | A | Radford | 3 11 | 191 | A | Dartmouth | 11 5 | | | | | | | | |
| | | | | | | | | 196 | A | Richmond | 5 6 | | | | | | | | |
| | | | | | | | | 196 | A | Richmond | 6 1 | | | | | | | | |
| | | | | | | | | 196 | A | Richmond | 4 5 | | | | | | | | |
| | | | | | | | | 239 | N | Villanova | 3 9 | | | | | | | | |
| | | | | | | | | 250 | A | Fordham | 6 8 | | | | | | | | |
| | | | | | | | | 261 | A | Navy | 0 15 | | | | | | | | |
| | | | | | | | | 261 | A | Navy | 4 8 | | | | | | | | |
| | | | | | | | | 261 | A | Navy | 4 3 | | | | | | | | |
| | | | | | | | | 261 | A | Navy | 2 3 | | | | | | | | |
| | | | | | | | | 262 | H | Saint Peter's | 5 2 | | | | | | | | |
| | | | | | | | | 262 | H | Saint Peter's | 9 3 | | | | | | | | |
| | | | | | | | | 262 | H | Saint Peter's | 9 2 | | | | | | | | |
| | | | | | | | | 273 | A | Norfolk St. | 4 5 | | | | | | | | |
| | | | | | | | | 277 | A | Niagara | 4 3 | | | | | | | | |
| | | | | | | | | 277 | A | Niagara | 2 5 | | | | | | | | |
| | | | | | | | | 277 | A | Niagara | 6 4 | | | | | | | | |
| LAST 15 GAMES | | | | | | | | | | | | | | | | | | | |
| 150 | H | Hartford | 3 5 | 262 | H | Saint Peter's | 5 2 | 282 | H | Manhattan | 4 0 | | | | | | | | |
| 98 | A | Radford | 2 10 | 290 | A | Iona | 6 0 | 282 | H | Manhattan | 5 4 | | | | | | | | |
| 98 | A | Radford | 5 7 | 290 | A | Iona | 3 0 | 282 | H | Manhattan | 0 9 | | | | | | | | |
| 98 | A | Radford | 3 11 | | | | | 286 | H | Rider | 2 3 | | | | | | | | |
| 119 | H | UConn | 3 5 | | | | | 290 | A | Iona | 3 0 | | | | | | | | |
| | | | | | | | | 290 | A | Iona | 2 1 | | | | | | | | |

Non-Div. I Games:

Quinnipiac

| | | | | |
|-----|---|---------------|---|---|
| 262 | H | Saint Peter's | 9 | 3 |
| 262 | H | Saint Peter's | 9 | 2 |

| RPI | S | Opponent | Score | |
|-----|---|----------|-------|---|
| 290 | A | Iona | 6 | 0 |

Quinnipiac

Q
u
i
n
n
i
p
i
a
c

Q
u
i
n
n
i
p
i
a
c

| Average RPI Win: 183 | | WON-LOST | WINNING | LAST 15 | STRENGTH OF | | OPP. STRENGTH | TEAM | ADJ | CONF. | ADJ CONF. |
|-----------------------|----------|----------|-----------|----------------|-------------|-------|---------------|-------|------------------|------------|-----------|
| Average RPI Loss: 157 | | RECORD | PCT. RANK | GAMES | SCHEDULE | | OF SCHEDULE | RPI | RPI | RPI | RPI |
| DIV. I ONLY | | 17-22-0 | .4359 | 192 | 5-10-0 | | 238 | 179 | 239 | .45334 | 244 |
| DIV. I NON-CONF. | | 7-11-0 | .38889 | 216 | 2-4-0 | | 180 | 189 | 240 | .45559 | 240 |
| TOTALS | | RPI 1-25 | RPI 26-50 | | W-L RECORDS | | RPI 51-100 | | RPI 101-150 | | RPI 150+ |
| 17-22-0 | 0-1-0 | 0-0-0 | | OVERALL | | 2-5-0 | | 4-5-0 | | 11-11-0 | |
| 9-12-0 | 0-0-0 | 0-0-0 | | HOME | | 1-1-0 | | 3-3-0 | | 5-8-0 | |
| 7-9-0 | 0-1-0 | 0-0-0 | | AWAY | | 1-4-0 | | 1-2-0 | | 5-2-0 | |
| 1-1-0 | 0-0-0 | 0-0-0 | | NEUTRAL | | 0-0-0 | | 0-0-0 | | 1-1-0 | |
| 7-11-0 | 0-1-0 | 0-0-0 | | NON-CONFERENCE | | 2-5-0 | | 2-1-0 | | 3-4-0 | |
| 5-4-0 | 0-0-0 | 0-0-0 | | HOME | | 1-1-0 | | 2-1-0 | | 2-2-0 | |
| 1-6-0 | 0-1-0 | 0-0- | | AWAY | | 1-4-0 | | 0-0-0 | | 0-1-0 | |
| 1-1-0 | 0-0-0 | 0-0-0 | | NEUTRAL | | 0-0-0 | | 0-0-0 | | 1-1-0 | |
| 10-11-0 | 0-0-0 | 0-0-0 | | CONFERENCE | | 0-0-0 | | 2-4-0 | | 8-7-0 | |
| 4-8-0 | 0-0-0 | 0-0-0 | | HOME | | 0-0-0 | | 1-2-0 | | 3-6-0 | |
| 6-3-0 | 0-0-0 | 0-0-0 | | AWAY | | 0-0-0 | | 1-2-0 | | 5-1-0 | |
| 0-0-0 | 0-0-0 | 0-0-0 | | NEUTRAL | | 0-0-0 | | 0-0-0 | | 0-0-0 | |
| RPI S | Opponent | Score | | RPI S | Opponent | Score | | RPI S | Opponent | Score | |
| 4 A | Ole Miss | 5 | 8 | | | | | 51 A | Evansville | 3 | 6 |
| | | | | | | | | 51 H | Evansville | 11 | 6 |
| | | | | | | | | 60 H | Arkansas St. | 7 | 27 |
| | | | | | | | | 79 A | Memphis | 8 | 12 |
| | | | | | | | | 82 A | Ohio St. | 3 | 7 |
| | | | | | | | | 82 A | Ohio St. | 7 | 5 |
| | | | | | | | | 82 A | Ohio St. | 1 | 3 |
| | | | | | | | | 117 H | Bowling Green | 3 | 5 |
| | | | | | | | | 117 H | Bowling Green | 5 | 4 |
| | | | | | | | | 117 H | Bowling Green | 6 | 3 |
| | | | | | | | | 131 H | Tennessee Tech | 1 | 5 |
| | | | | | | | | 131 H | Tennessee Tech | 5 | 10 |
| | | | | | | | | 131 H | Tennessee Tech | 6 | 3 |
| | | | | | | | | 144 A | Jacksonville St. | 2 | 7 |
| | | | | | | | | 144 A | Jacksonville St. | 1 | 5 |
| | | | | | | | | 144 A | Jacksonville St. | 4 | 1 |
| | | | | | | | | 165 H | Eastern Ill. | 9 | 10 |
| | | | | | | | | 165 H | Eastern Ill. | 3 | 14 |
| | | | | | | | | 165 H | Eastern Ill. | 4 | 3 |
| | | | | | | | | 170 A | Southern Ill. | 9 | 10 |
| | | | | | | | | 170 H | Southern Ill. | 7 | 6 |
| | | | | | | | | 183 H | Morehead St. | 9 | 5 |
| | | | | | | | | 183 H | Morehead St. | 10 | 4 |
| | | | | | | | | 183 H | Morehead St. | 10 | 11 |
| | | | | | | | | 213 A | Austin Peay | 7 | 2 |
| | | | | | | | | 213 A | Austin Peay | 6 | 4 |
| | | | | | | | | 213 A | Austin Peay | 8 | 5 |
| | | | | | | | | 221 H | SIU Edwardsville | 0 | 8 |
| | | | | | | | | 221 H | SIU Edwardsville | 2 | 6 |
| | | | | | | | | 221 H | SIU Edwardsville | 1 | 3 |
| | | | | | | | | 251 H | North Dakota St. | 9 | 0 |
| | | | | | | | | 251 H | North Dakota St. | 2 | 3 |
| | | | | | | | | 251 H | North Dakota St. | 1 | 4 |
| | | | | | | | | 291 A | UT Martin | 7 | 2 |
| Non-Div. I Games: | | | | Mid-Continent | 2 | 6 | Mid-Continent | 17 | 1 | Murray St. | |

Murray St.

| | | | | |
|----|---|----------|---|---|
| 82 | A | Ohio St. | 7 | 5 |
| 82 | A | Ohio St. | 1 | 3 |

Through Games Of April 27, 2014

| RPI | S | Opponent | Score |
|-----|---|-----------|-------|
| 291 | A | UT Martin | 10 2 |
| 291 | A | UT Martin | 5 6 |
| 295 | N | Ohio | 7 6 |
| 295 | N | Ohio | 6 7 |

Murray St.

M
u
r
r
a
y
S
t
.

M
u
r
r
a
y
S
t
.

| Average RPI Win: 209 | | WON-LOST RECORD | WINNING PCT. RANK | LAST 15 GAMES | STRENGTH OF SCHEDULE | OPP. STRENGTH OF SCHEDULE | TEAM RPI | ADJ RPI | | CONF. RPI | ADJ CONF. RPI |
|-----------------------|----------------|--------------------|----------------------|------------------|-------------------------|------------------------------|----------------------|------------|--------------|--------------|------------------|
| Average RPI Loss: 157 | | | | | | | | | | | |
| DIV. I ONLY | | 12-22-0 | .35294 244 | 6-9-0 | 198 | 223 | 245 | .45333 | 245 | 22 | 22 |
| DIV. I NON-CONF. | | 6-8-0 | .42857 192 | 0-2-0 | 29 | 206 | 61 | .53678 | 61 | 16 | 16 |
| <hr/> | | | | | | | | | | | |
| TOTALS | | RPI 1-25 | RPI 26-50 | | W-L RECORDS | | RPI 51-100 | | RPI 101-150 | | RPI 150+ |
| 12-22-0 | | 0-3-0 | 0-0-0 | | OVERALL | | 1-3-0 | | 0-3-0 | | 11-13-0 |
| 6-6-0 | | 0-0-0 | 0-0-0 | | HOME | | 0-0-0 | | 0-0-0 | | 6-6-0 |
| 4-16-0 | | 0-3-0 | 0-0-0 | | AWAY | | 1-3-0 | | 0-3-0 | | 3-7-0 |
| 2-0-0 | | 0-0-0 | 0-0-0 | | NEUTRAL | | 0-0-0 | | 0-0-0 | | 2-0-0 |
| 6-8-0 | | 0-3-0 | 0-0-0 | | NON-CONFERENCE | | 1-1-0 | | 0-1-0 | | 5-3-0 |
| 2-0-0 | | 0-0-0 | 0-0-0 | | HOME | | 0-0-0 | | 0-0-0 | | 2-0-0 |
| 2-8-0 | | 0-3-0 | 0-0- | | AWAY | | 1-1-0 | | 0-1-0 | | 1-3-0 |
| 2-0-0 | | 0-0-0 | 0-0-0 | | NEUTRAL | | 0-0-0 | | 0-0-0 | | 2-0-0 |
| 6-14-0 | | 0-0-0 | 0-0-0 | | CONFERENCE | | 0-2-0 | | 0-2-0 | | 6-10-0 |
| 4-6-0 | | 0-0-0 | 0-0-0 | | HOME | | 0-0-0 | | 0-0-0 | | 4-6-0 |
| 2-8-0 | | 0-0-0 | 0-0-0 | | AWAY | | 0-2-0 | | 0-2-0 | | 2-4-0 |
| 0-0-0 | | 0-0-0 | 0-0-0 | | NEUTRAL | | 0-0-0 | | 0-0-0 | | 0-0-0 |
| RPI S | Opponent | Score | | RPI S | Opponent | Score | | RPI S | Opponent | Score | |
| 6 A | South Carolina | 0 | 13 | | | 52 A | Columbia 0 4 | 119 A | UConn | 4 | 7 |
| 6 A | South Carolina | 0 | 1 | | | 52 A | Columbia 0 4 | 146 A | Penn | 2 | 3 |
| 6 A | South Carolina | 0 | 8 | | | 71 A | William & Mary 4 16 | 146 A | Penn | 2 | 3 |
| | | | | | | 71 A | William & Mary 16 15 | 174 A | George Mason | 1 | 2 |
| | | | | | | | | 174 A | George Mason | 6 | 3 |
| | | | | | | | | 174 A | George Mason | 2 | 5 |
| | | | | | | | | 191 H | Dartmouth | 7 | 6 |
| | | | | | | | | 191 H | Dartmouth | 0 | 7 |
| | | | | | | | | 191 H | Dartmouth | 2 | 3 |
| | | | | | | | | 191 H | Dartmouth | 12 | 3 |
| | | | | | | | | 218 N | UMass Lowell | 8 | 2 |
| | | | | | | | | 218 N | UMass Lowell | 9 | 3 |
| | | | | | | | | 219 H | Cornell | 1 | 4 |
| | | | | | | | | 219 H | Cornell | 5 | 6 |
| | | | | | | | | 220 A | Holy Cross | 0 | 9 |
| | | | | | | | | 232 H | Siena | 4 | 3 |
| | | | | | | | | 232 H | Siena | 14 | 7 |
| | | | | | | | | 234 H | Princeton | 6 | 10 |
| | | | | | | | | 234 H | Princeton | 2 | 3 |
| | | | | | | | | 235 A | Yale | 5 | 6 |
| | | | | | | | | 235 A | Yale | 3 | 4 |
| | | | | | | | | 235 H | Yale | 7 | 0 |
| | | | | | | | | 235 H | Yale | 12 | 7 |
| | | | | | | | | 258 A | Harvard | 1 | 0 |
| | | | | | | | | 258 A | Harvard | 8 | 10 |
| | | | | | | | | 258 A | Harvard | 5 | 4 |
| | | | | | | | | 258 A | Harvard | 3 | 13 |
| LAST 15 GAMES | | | | | | | | | | | |
| | | | | 235 A | Yale | 5 | 6 | 191 H | Dartmouth | 12 | 3 |
| | | | | 235 A | Yale | 3 | 4 | 220 A | Holy Cross | 0 | 9 |
| | | | | 235 H | Yale | 12 | 7 | 258 A | Harvard | 3 | 13 |
| | | | | 235 H | Yale | 7 | 0 | | | | |
| | | | | 191 H | Dartmouth | 2 | 3 | | | | |

Non-Div. I Games:

Brown

| | | |
|-----------------|---|---|
| 191 H Dartmouth | 0 | 7 |
| 191 H Dartmouth | 7 | 6 |

B
r
o
w
n

B
r
o
w
n

| Average RPI Win: | 240 | WON-LOST RECORD | WINNING PCT. RANK | LAST 15 GAMES | STRENGTH OF SCHEDULE | OPP. STRENGTH OF SCHEDULE | TEAM RPI | ADJ RPI | CONF. RPI | ADJ CONF. RPI | | | | | |
|------------------|----------|--------------------|----------------------|------------------|-------------------------|------------------------------|-------------|-------------|--------------|------------------|-------|---------------------|---------------------|----|----|
| DIV. I ONLY | | 12-26-0 | .31579 | 269 | 5-10-0 | 166 | 266 | 246 | .45137 | 246 | 23 | 23 | | | |
| DIV. I NON-CONF. | | 7-13-0 | .35 | 229 | 1-2-0 | 230 | 247 | 241 | .4577 | 238 | 28 | 28 | | | |
| <hr/> | | | | | | | | | | | | | | | |
| TOTALS | RPI 1-25 | RPI 26-50 | | W-L RECORDS | | RPI 51-100 | | RPI 101-150 | | RPI 150+ | | | | | |
| 12-26-0 | 0-0-0 | 0-0-0 | | OVERALL | | 0-7-0 | | 2-11-0 | | 10-8-0 | | | | | |
| 5-7-0 | 0-0-0 | 0-0-0 | | HOME | | 0-0-0 | | 2-4-0 | | 3-3-0 | | | | | |
| 7-17-0 | 0-0-0 | 0-0-0 | | AWAY | | 0-5-0 | | 0-7-0 | | 7-5-0 | | | | | |
| 0-2-0 | 0-0-0 | 0-0-0 | | NEUTRAL | | 0-2-0 | | 0-0-0 | | 0-0-0 | | | | | |
| <hr/> | | | | | | | | | | | | | | | |
| 7-13-0 | 0-0-0 | 0-0-0 | | NON-CONFERENCE | | 0-7-0 | | 1-4-0 | | 6-2-0 | | | | | |
| 2-2-0 | 0-0-0 | 0-0-0 | | HOME | | 0-0-0 | | 1-1-0 | | 1-1-0 | | | | | |
| 5-9-0 | 0-0-0 | 0-0- | | AWAY | | 0-5-0 | | 0-3-0 | | 5-1-0 | | | | | |
| 0-2-0 | 0-0-0 | 0-0-0 | | NEUTRAL | | 0-2-0 | | 0-0-0 | | 0-0-0 | | | | | |
| <hr/> | | | | | | | | | | | | | | | |
| 5-13-0 | 0-0-0 | 0-0-0 | | CONFERENCE | | 0-0-0 | | 1-7-0 | | 4-6-0 | | | | | |
| 3-5-0 | 0-0-0 | 0-0-0 | | HOME | | 0-0-0 | | 1-3-0 | | 2-2-0 | | | | | |
| 2-8-0 | 0-0-0 | 0-0-0 | | AWAY | | 0-0-0 | | 0-4-0 | | 2-4-0 | | | | | |
| 0-0-0 | 0-0-0 | 0-0-0 | | NEUTRAL | | 0-0-0 | | 0-0-0 | | 0-0-0 | | | | | |
| <hr/> | | | | | | | | | | | | | | | |
| RPI | S | Opponent | Score | RPI | S | Opponent | Score | RPI | S | Opponent | Score | | | | |
| | | | | | | 53 A | VCU | 2 | | 3 | 130 H | Bucknell | 1 | | 4 |
| | | | | | | 90 A | Rutgers | 1 | | 7 | 130 H | Bucknell | 4 | | 5 |
| | | | | | | 90 N | Rutgers | 1 | | 5 | 130 H | Bucknell | 7 | | 3 |
| | | | | | | 95 A | VMI | 3 | | 10 | 130 H | Bucknell | 0 | | 4 |
| | | | | | | 95 A | VMI | 1 | | 3 | 136 A | Army | 1 | | 9 |
| | | | | | | 95 A | VMI | 0 | | 3 | 136 A | Army | 3 | | 5 |
| | | | | | | 97 N | Buffalo | 1 | | 2 | 136 A | Army | 1 | | 2 |
| | | | | | | | | | | | 136 A | Army | 2 | | 4 |
| | | | | | | | | | | | 146 A | Penn | 0 | | 3 |
| | | | | | | | | | | | 146 A | Penn | 5 | | 11 |
| | | | | | | | | | | | 146 A | Penn | 3 | | 8 |
| | | | | | | | | | | | 146 H | Penn | 4 | | 3 |
| | | | | | | | | | | | 146 H | Penn | 7 | | 11 |
| | | | | | | | | | | | 220 A | Holy Cross | 5 | | 6 |
| | | | | | | | | | | | 220 A | Holy Cross | 3 | | 2 |
| | | | | | | | | | | | 228 H | Monmouth | 2 | | 9 |
| | | | | | | | | | | | 239 H | Villanova | 6 | | 3 |
| | | | | | | | | | | | 248 A | Lehigh | 1 | | 5 |
| | | | | | | | | | | | 248 A | Lehigh | 2 | | 1 |
| | | | | | | | | | | | 248 A | Lehigh | 2 | | 7 |
| | | | | | | | | | | | 248 A | Lehigh | 2 | | 4 |
| | | | | | | | | | | | 261 H | Navy | 5 | | 4 |
| | | | | | | | | | | | 261 H | Navy | 0 | | 6 |
| | | | | | | | | | | | 261 H | Navy | 8 | | 9 |
| | | | | | | | | | | | 261 H | Navy | 9 | | 7 |
| | | | | | | | | | | | 267 A | Fairleigh Dickinson | 8 | | 0 |
| | | | | | | | | | | | 267 A | Fairleigh Dickinson | 11 | | 4 |
| <hr/> | | | | | | | | | | | | | | | |
| | | | | LAST 15 GAMES | | | | | | | | | | | |
| | | | | 248 A | Lehigh | 2 | 1 | 130 H | Bucknell | 0 | 4 | 261 H | Navy | 0 | 6 |
| | | | | 248 A | Lehigh | 1 | 5 | 130 H | Bucknell | 1 | 4 | 261 H | Navy | 8 | 9 |
| | | | | 248 A | Lehigh | 2 | 7 | 90 A | Rutgers | 1 | 7 | 261 H | Navy | 9 | 7 |
| | | | | 248 A | Lehigh | 2 | 4 | | | | | 267 A | Fairleigh Dickinson | 8 | 0 |
| | | | | 228 H | Monmouth | 2 | 9 | | | | | 267 A | Fairleigh Dickinson | 11 | 4 |

Non-Div. I Games:

Lafayette

Lafayette

| | | | | |
|-----|---|----------|---|---|
| 130 | H | Bucknell | 4 | 5 |
| 130 | H | Bucknell | 7 | 3 |

Through Games Of April 27, 2014

| RPI | S | Opponent | Score | |
|-----|---|---------------------|-------|---|
| 267 | A | Fairleigh Dickinson | 6 | 2 |
| 287 | A | George Washington | 4 | 2 |
| 287 | A | George Washington | 3 | 2 |
| 287 | A | George Washington | 0 | 1 |

Lafayette

L
a
f
a
y
e
t
t
e

L
a
f
a
y
e
t
t
e

| | | | | | | | | | | | |
|------------------|------------|-----------------|-------------------|----------------|----------------------|---------------------------|-------------|------------|-----------|---------------|-------|
| Average RPI Win: | 251 | WON-LOST RECORD | WINNING PCT. RANK | LAST 15 GAMES | STRENGTH OF SCHEDULE | OPP. STRENGTH OF SCHEDULE | TEAM RPI | ADJ RPI | CONF. RPI | ADJ CONF. RPI | |
| DIV. I ONLY | | 17-19-0 | .47222 164 | 9-6-0 | 280 | 227 | 247 | .45108 247 | 27 | 27 | |
| DIV. I NON-CONF. | | 5-10-0 | .33333 239 | 1-2-0 | 271 | 157 | 270 | .43586 270 | 24 | 24 | |
| <hr/> | | | | | | | | | | | |
| TOTALS | RPI 1-25 | RPI 26-50 | | W-L RECORDS | RPI 51-100 | | RPI 101-150 | | RPI 150+ | | |
| 17-19-0 | 0-3-0 | 0-0-0 | | OVERALL | 0-6-0 | | 0-1-0 | | 17-9-0 | | |
| 8-7-0 | 0-0-0 | 0-0-0 | | HOME | 0-3-0 | | 0-0-0 | | 8-4-0 | | |
| 6-11-0 | 0-3-0 | 0-0-0 | | AWAY | 0-3-0 | | 0-0-0 | | 6-5-0 | | |
| 3-1-0 | 0-0-0 | 0-0-0 | | NEUTRAL | 0-0-0 | | 0-1-0 | | 3-0-0 | | |
| <hr/> | | | | | | | | | | | |
| 5-10-0 | 0-3-0 | 0-0-0 | | NON-CONFERENCE | 0-0-0 | | 0-1-0 | | 5-6-0 | | |
| 1-2-0 | 0-0-0 | 0-0-0 | | HOME | 0-0-0 | | 0-0-0 | | 1-2-0 | | |
| 1-7-0 | 0-3-0 | 0-0- | | AWAY | 0-0-0 | | 0-0-0 | | 1-4-0 | | |
| 3-1-0 | 0-0-0 | 0-0-0 | | NEUTRAL | 0-0-0 | | 0-1-0 | | 3-0-0 | | |
| <hr/> | | | | | | | | | | | |
| 12-9-0 | 0-0-0 | 0-0-0 | | CONFERENCE | 0-6-0 | | 0-0-0 | | 12-3-0 | | |
| 7-5-0 | 0-0-0 | 0-0-0 | | HOME | 0-3-0 | | 0-0-0 | | 7-2-0 | | |
| 5-4-0 | 0-0-0 | 0-0-0 | | AWAY | 0-3-0 | | 0-0-0 | | 5-1-0 | | |
| 0-0-0 | 0-0-0 | 0-0-0 | | NEUTRAL | 0-0-0 | | 0-0-0 | | 0-0-0 | | |
| <hr/> | | | | | | | | | | | |
| RPI S | Opponent | Score | RPI S | Opponent | Score | RPI S | Opponent | Score | RPI S | Opponent | Score |
| 8 A | Vanderbilt | 1 14 | | | | 86 A | Wright St. | 7 8 | 108 N | Missouri | 0 4 |
| 8 A | Vanderbilt | 1 12 | | | | 86 A | Wright St. | 6 8 | 156 A | Lamar | 6 3 |
| 8 A | Vanderbilt | 0 2 | | | | 86 A | Wright St. | 10 18 | 156 A | Lamar | 7 8 |
| | | | | | | 86 H | Wright St. | 5 11 | 158 A | UALR | 5 9 |
| | | | | | | 86 H | Wright St. | 1 4 | 197 A | Purdue | 3 5 |
| | | | | | | 86 H | Wright St. | 7 9 | 197 H | Purdue | 18 5 |
| | | | | | | | | | 208 H | Northern Ill. | 7 8 |
| | | | | | | | | | 225 A | Valparaiso | 5 1 |
| | | | | | | | | | 225 A | Valparaiso | 6 3 |
| | | | | | | | | | 225 A | Valparaiso | 10 1 |
| | | | | | | | | | 225 H | Valparaiso | 6 3 |
| | | | | | | | | | 225 H | Valparaiso | 5 4 |
| | | | | | | | | | 225 H | Valparaiso | 3 4 |
| | | | | | | | | | 259 A | Oakland | 11 1 |
| | | | | | | | | | 259 A | Oakland | 3 15 |
| | | | | | | | | | 259 A | Oakland | 16 6 |
| | | | | | | | | | 272 H | Milwaukee | 8 10 |
| | | | | | | | | | 272 H | Milwaukee | 8 2 |
| | | | | | | | | | 272 H | Milwaukee | 10 4 |
| | | | | | | | | | 279 N | IPFW | 14 6 |
| | | | | | | | | | 283 N | Marist | 11 3 |
| | | | | | | | | | 283 N | Marist | 10 7 |
| | | | | | | | | | | | |
| | | | | | | | | | | | |
| | | | | | | | | | | | |
| | | | | | | | | | | | |
| | | | | | | | | | | | |
| | | | | | | | | | | | |
| | | | | | | | | | | | |
| | | | | | | | | | | | |
| | | | | | | | | | | | |
| | | | | | | | | | | | |
| | | | | | | | | | | | |
| | | | | | | | | | | | |
| | | | | | | | | | | | |
| | | | | | | | | | | | |
| | | | | | | | | | | | |
| | | | | | | | | | | | |
| | | | | | | | | | | | |
| | | | | | | | | | | | |
| | | | | | | | | | | | |
| | | | | | | | | | | | |
| | | | | | | | | | | | |
| | | | | | | | | | | | |
| | | | | | | | | | | | |
| | | | | | | | | | | | |
| | | | | | | | | | | | |
| | | | | | | | | | | | |
| | | | | | | | | | | | |
| | | | | | | | | | | | |
| | | | | | | | | | | | |
| | | | | | | | | | | | |
| | | | | | | | | | | | |
| | | | | | | | | | | | |
| | | | | | | | | | | | |
| | | | | | | | | | | | |
| | | | | | | | | | | | |
| | | | | | | | | | | | |
| | | | | | | | | | | | |
| | | | | | | | | | | | |
| | | | | | | | | | | | |
| | | | | | | | | | | | |
| | | | | | | | | | | | |
| | | | | | | | | | | | |
| | | | | | | | | | | | |
| | | | | | | | | | | | |
| | | | | | | | | | | | |
| | | | | | | | | | | | |
| | | | | | | | | | | | |
| | | | | | | | | | | | |
| | | | | | | | | | | | |
| | | | | | | | | | | | |
| | | | | | | | | | | | |
| | | | | | | | | | | | |
| | | | | | | | | | | | |
| | | | | | | | | | | | |

Non-Div. I Games:

Ill.-Chicago

| | | |
|-----------------|---|----|
| 86 H Wright St. | 1 | 4 |
| 86 H Wright St. | 5 | 11 |

I
l
l
.
-
C
h
i
c
a
g
o

I
l
l
.
-
C
h
i
c
a
g
o

| | | | | | | | | | | | | | | | | | | | | | | |
|-------------------|----------|-----------|-----------|----------------|-------------|---------------|-------|---------------|--------|----------------|-------|-----------|-----|---|------|-----|---|-----------|---|-----------|---|---|
| Average RPI Win: | 225 | WON-LOST | WINNING | LAST 15 | STRENGTH OF | OPP. STRENGTH | TEAM | ADJ | CONF. | ADJ CONF. | | | | | | | | | | | | |
| Average RPI Loss: | 231 | RECORD | PCT. RANK | GAMES | SCHEDULE | OF SCHEDULE | RPI | RPI | RPI | RPI | | | | | | | | | | | | |
| DIV. I ONLY | | 23-20-0 | .53488 | 127 | 8-7-0 | 295 | 276 | 248 | .44963 | 248 | 23 | 23 | | | | | | | | | | |
| DIV. I NON-CONF. | | 13-11-0 | .54167 | 124 | 3-1-0 | 302 | 298 | 284 | .41909 | 284 | 28 | 28 | | | | | | | | | | |
| <hr/> | | | | | | | | | | | | | | | | | | | | | | |
| TOTALS | RPI 1-25 | RPI 26-50 | | W-L RECORDS | | RPI 51-100 | | RPI 101-150 | | RPI 150+ | | | | | | | | | | | | |
| 23-20-0 | 0-0-0 | 0-0-0 | | OVERALL | | 0-0-0 | | 4-5-0 | | 19-16-0 | | | | | | | | | | | | |
| 14-3-0 | 0-0-0 | 0-0-0 | | HOME | | 0-0-0 | | 1-0-0 | | 13-3-0 | | | | | | | | | | | | |
| 5-11-0 | 0-0-0 | 0-0-0 | | AWAY | | 0-0-0 | | 3-5-0 | | 2-7-0 | | | | | | | | | | | | |
| 4-6-0 | 0-0-0 | 0-0-0 | | NEUTRAL | | 0-0-0 | | 0-0-0 | | 4-6-0 | | | | | | | | | | | | |
| <hr/> | | | | | | | | | | | | | | | | | | | | | | |
| 13-11-0 | 0-0-0 | 0-0-0 | | NON-CONFERENCE | | 0-0-0 | | 1-0-0 | | 12-11-0 | | | | | | | | | | | | |
| 7-2-0 | 0-0-0 | 0-0-0 | | HOME | | 0-0-0 | | 1-0-0 | | 6-2-0 | | | | | | | | | | | | |
| 2-3-0 | 0-0-0 | 0-0- | | AWAY | | 0-0-0 | | 0-0-0 | | 2-3-0 | | | | | | | | | | | | |
| 4-6-0 | 0-0-0 | 0-0-0 | | NEUTRAL | | 0-0-0 | | 0-0-0 | | 4-6-0 | | | | | | | | | | | | |
| <hr/> | | | | | | | | | | | | | | | | | | | | | | |
| 10-10-0 | 0-0-0 | 0-0-0 | | CONFERENCE | | 0-0-0 | | 3-5-0 | | 7-5-0 | | | | | | | | | | | | |
| 7-1-0 | 0-0-0 | 0-0-0 | | HOME | | 0-0-0 | | 0-0-0 | | 7-1-0 | | | | | | | | | | | | |
| 3-9-0 | 0-0-0 | 0-0-0 | | AWAY | | 0-0-0 | | 3-5-0 | | 0-4-0 | | | | | | | | | | | | |
| 0-0-0 | 0-0-0 | 0-0-0 | | NEUTRAL | | 0-0-0 | | 0-0-0 | | 0-0-0 | | | | | | | | | | | | |
| <hr/> | | | | | | | | | | | | | | | | | | | | | | |
| RPI | S | Opponent | Score | RPI | S | Opponent | Score | RPI | S | Opponent | Score | | | | | | | | | | | |
| | | | | | | | | 107 | H | Seton Hall | 3 | 2 | | | | | | | | | | |
| | | | | | | | | 130 | A | Bucknell | 1 | 9 | | | | | | | | | | |
| | | | | | | | | 130 | A | Bucknell | 3 | 7 | | | | | | | | | | |
| | | | | | | | | 130 | A | Bucknell | 4 | 2 | | | | | | | | | | |
| | | | | | | | | 130 | A | Bucknell | 2 | 11 | | | | | | | | | | |
| | | | | | | | | 136 | A | Army | 3 | 0 | | | | | | | | | | |
| | | | | | | | | 136 | A | Army | 7 | 9 | | | | | | | | | | |
| | | | | | | | | 136 | A | Army | 5 | 4 | | | | | | | | | | |
| | | | | | | | | 136 | A | Army | 0 | 2 | | | | | | | | | | |
| | | | | | | | | 207 | H | Mt. St. Mary's | 5 | 1 | | | | | | | | | | |
| | | | | | | | | 207 | H | Mt. St. Mary's | 7 | 6 | | | | | | | | | | |
| | | | | | | | | 207 | H | Mt. St. Mary's | 14 | 1 | | | | | | | | | | |
| | | | | | | | | 207 | N | Mt. St. Mary's | 6 | 7 | | | | | | | | | | |
| | | | | | | | | 217 | N | Western Mich. | 5 | 4 | | | | | | | | | | |
| | | | | | | | | 217 | N | Western Mich. | 6 | 15 | | | | | | | | | | |
| | | | | | | | | 220 | H | Holy Cross | 3 | 0 | | | | | | | | | | |
| | | | | | | | | 220 | H | Holy Cross | 6 | 5 | | | | | | | | | | |
| | | | | | | | | 220 | H | Holy Cross | 15 | 3 | | | | | | | | | | |
| | | | | | | | | 220 | H | Holy Cross | 1 | 0 | | | | | | | | | | |
| | | | | | | | | 240 | N | Maine | 11 | 4 | | | | | | | | | | |
| | | | | | | | | 241 | A | Temple | 3 | 2 | | | | | | | | | | |
| | | | | | | | | LAST 15 GAMES | | | | | | | | 246 | H | Lafayette | 7 | 2 | | |
| | | | | | | | | 136 | A | Army | 7 | 9 | 261 | A | Navy | 1 | 4 | 246 | H | Lafayette | 4 | 2 |
| | | | | | | | | 246 | H | Lafayette | 5 | 1 | 261 | A | Navy | 1 | 2 | 246 | H | Lafayette | 1 | 2 |
| 246 | H | Lafayette | 1 | 2 | 261 | A | Navy | 2 | 7 | 246 | H | Lafayette | 5 | 1 | | | | | | | | |
| 246 | H | Lafayette | 4 | 2 | | | | | | 253 | A | La Salle | 5 | 6 | | | | | | | | |
| 246 | H | Lafayette | 7 | 2 | | | | | | 261 | A | Navy | 1 | 4 | | | | | | | | |

Non-Div. I Games:

Lehigh

| | | | | |
|-----|---|------------|---|---|
| 107 | H | Seton Hall | 3 | 2 |
| 299 | A | Coppin St. | 4 | 3 |

| RPI | S | Opponent | Score |
|-----|---|---------------------|-------|
| 261 | A | Navy | 1 2 |
| 261 | A | Navy | 2 7 |
| 261 | A | Navy | 2 3 |
| 265 | N | St. Bonaventure | 4 6 |
| 267 | A | Fairleigh Dickinson | 1 9 |
| 267 | A | Fairleigh Dickinson | 4 12 |
| 267 | N | Fairleigh Dickinson | 4 2 |
| 267 | N | Fairleigh Dickinson | 5 7 |
| 285 | H | UMES | 3 11 |
| 285 | H | UMES | 6 3 |
| 289 | N | NJIT | 3 4 |
| 289 | N | NJIT | 7 5 |
| 290 | H | Iona | 7 10 |
| 293 | N | Chicago St. | 1 8 |
| 299 | A | Coppin St. | 4 3 |
| 299 | H | Coppin St. | 8 2 |
| 299 | H | Coppin St. | 9 3 |

Lehigh

L
e
h
i
g
h

L
e
h
i
g
h

| Average RPI Win: | 215 | WON-LOST RECORD | WINNING PCT. RANK | LAST 15 GAMES | STRENGTH OF SCHEDULE | OPP. STRENGTH OF SCHEDULE | TEAM RPI | ADJ RPI | CONF. RPI | ADJ CONF. RPI | | |
|------------------|----------|-----------------|-------------------|----------------|----------------------|---------------------------|----------|-------------|-----------|--------------------|-------|----|
| DIV. I ONLY | | 17-25-0 | .40476 | 216 | 6-9-0 | 220 | 195 | 249 | .44887 | 249 | 28 | 28 |
| DIV. I NON-CONF. | | 8-16-0 | .33333 | 239 | 1-5-0 | 149 | 99 | 246 | .45395 | 245 | 27 | 27 |
| <hr/> | | | | | | | | | | | | |
| TOTALS | RPI 1-25 | RPI 26-50 | | W-L RECORDS | | RPI 51-100 | | RPI 101-150 | | RPI 150+ | | |
| 17-25-0 | 0-2-0 | 0-1-0 | | OVERALL | | 1-9-0 | | 3-3-0 | | 13-10-0 | | |
| 13-12-0 | 0-1-0 | 0-0-0 | | HOME | | 0-4-0 | | 3-3-0 | | 10-4-0 | | |
| 4-13-0 | 0-1-0 | 0-1-0 | | AWAY | | 1-5-0 | | 0-0-0 | | 3-6-0 | | |
| 0-0-0 | 0-0-0 | 0-0-0 | | NEUTRAL | | 0-0-0 | | 0-0-0 | | 0-0-0 | | |
| 8-16-0 | 0-2-0 | 0-1-0 | | NON-CONFERENCE | | 1-9-0 | | 2-1-0 | | 5-3-0 | | |
| 6-7-0 | 0-1-0 | 0-0-0 | | HOME | | 0-4-0 | | 2-1-0 | | 4-1-0 | | |
| 2-9-0 | 0-1-0 | 0-0- | | AWAY | | 1-5-0 | | 0-0-0 | | 1-2-0 | | |
| 0-0-0 | 0-0-0 | 0-0-0 | | NEUTRAL | | 0-0-0 | | 0-0-0 | | 0-0-0 | | |
| 9-9-0 | 0-0-0 | 0-0-0 | | CONFERENCE | | 0-0-0 | | 1-2-0 | | 8-7-0 | | |
| 7-5-0 | 0-0-0 | 0-0-0 | | HOME | | 0-0-0 | | 1-2-0 | | 6-3-0 | | |
| 2-4-0 | 0-0-0 | 0-0-0 | | AWAY | | 0-0-0 | | 0-0-0 | | 2-4-0 | | |
| 0-0-0 | 0-0-0 | 0-0-0 | | NEUTRAL | | 0-0-0 | | 0-0-0 | | 0-0-0 | | |
| RPI | S | Opponent | Score | RPI | S | Opponent | Score | RPI | S | Opponent | Score | |
| 17 | A | Cal Poly | 1 6 | 49 | A | UC Santa Barbara | 1 5 | 54 | A | UC Irvine | 2 3 | |
| 17 | H | Cal Poly | 1 9 | | | | | 54 | H | UC Irvine | 4 7 | |
| | | | | | | | | 89 | A | Oklahoma | 2 4 | |
| | | | | | | | | 89 | A | Oklahoma | 4 17 | |
| | | | | | | | | 89 | A | Oklahoma | 3 4 | |
| | | | | | | | | 92 | H | UC Riverside | 3 4 | |
| | | | | | | | | 92 | H | UC Riverside | 6 7 | |
| | | | | | | | | 92 | H | UC Riverside | 6 9 | |
| | | | | | | | | 96 | A | Kansas St. | 0 13 | |
| | | | | | | | | 96 | A | Kansas St. | 5 2 | |
| | | | | | | | | 121 | H | Sacramento St. | 2 1 | |
| | | | | | | | | 121 | H | Sacramento St. | 3 10 | |
| | | | | | | | | 121 | H | Sacramento St. | 3 7 | |
| | | | | | | | | 125 | H | Towson | 8 1 | |
| | | | | | | | | 125 | H | Towson | 5 4 | |
| | | | | | | | | 125 | H | Towson | 2 3 | |
| | | | | | | | | 153 | H | Grand Canyon | 2 9 | |
| | | | | | | | | 153 | H | Grand Canyon | 4 2 | |
| | | | | | | | | 153 | H | Grand Canyon | 4 5 | |
| | | | | | | | | 161 | H | Gonzaga | 3 4 | |
| | | | | | | | | 189 | A | Cal St. Northridge | 3 2 | |
| | | | | | | | | 189 | H | Cal St. Northridge | 3 1 | |
| | | | | | | | | 192 | A | Utah Valley | 1 4 | |
| | | | | | | | | 192 | A | Utah Valley | 2 4 | |
| | | | | | | | | 192 | A | Utah Valley | 10 4 | |
| | | | | | | | | 210 | A | Tex.-Pan American | 1 2 | |
| | | | | | | | | 210 | A | Tex.-Pan American | 1 5 | |
| | | | | | | | | 210 | A | Tex.-Pan American | 3 2 | |
| | | | | | | | | 254 | A | Portland | 1 5 | |
| | | | | | | | | 254 | A | Portland | 0 1 | |
| | | | | | | | | 272 | H | Milwaukee | 9 3 | |
| | | | | | | | | 272 | H | Milwaukee | 8 4 | |
| | | | | | | | | 272 | H | Milwaukee | 8 3 | |
| | | | | | | | | 276 | H | North Dakota | 3 6 | |
| | | | | | | | | 276 | H | North Dakota | 11 10 | |
| | | | | | | | | 276 | H | North Dakota | 4 1 | |
| | | | | | | | | 293 | H | Chicago St. | 16 7 | |
| | | | | LAST 15 GAMES | | | | | | | | |
| | | | | 121 | H | Sacramento St. | 3 7 | 210 | A | Tex.-Pan American | 1 2 | |
| | | | | 121 | H | Sacramento St. | 2 1 | 17 | H | Cal Poly | 1 9 | |
| | | | | 121 | H | Sacramento St. | 3 10 | 293 | H | Chicago St. | 11 0 | |
| | | | | 96 | A | Kansas St. | 0 13 | | | | | |
| | | | | 96 | A | Kansas St. | 5 2 | | | | | |

Non-Div. I Games:

Bakersfield

| | | | | |
|-----|---|-------------------|---|---|
| 210 | A | Tex.-Pan American | 1 | 5 |
| 210 | A | Tex.-Pan American | 3 | 2 |

| RPI | S | Opponent | Score | |
|-----|---|-------------|-------|---|
| 293 | H | Chicago St. | 6 | 4 |
| 293 | H | Chicago St. | 11 | 0 |

Bakersfield

B
a
k
e
r
s
f
i
e
l
d

B
a
k
e
r
s
f
i
e
l
d

| Average RPI Win: 223 | | WON-LOST | WINNING | LAST 15 | STRENGTH OF | OPP. STRENGTH | TEAM | ADJ | CONF. | ADJ CONF. | | | | | |
|-----------------------|---|----------|-----------|---------------|----------------|---------------|----------------|---------------|-------------|-----------|----------|-----------------|----|----|--|
| Average RPI Loss: 175 | | RECORD | PCT. RANK | GAMES | SCHEDULE | OF SCHEDULE | RPI | RPI | RPI | RPI | | | | | |
| DIV. I ONLY | | 19-23-0 | .45238 | 176 | 7-8-0 | 267 | 243 | 250 | .44801 | 250 | 24 | 24 | | | |
| DIV. I NON-CONF. | | 10-14-0 | .41667 | 197 | 2-3-0 | 258 | 265 | 257 | .44383 | 257 | 25 | 25 | | | |
| <hr/> | | | | | | | | | | | | | | | |
| TOTALS | | RPI 1-25 | RPI 26-50 | | W-L RECORDS | | RPI 51-100 | | RPI 101-150 | | RPI 150+ | | | | |
| 19-23-0 | | 0-0-0 | 0-0-0 | | OVERALL | | 0-5-0 | | 2-3-0 | | 17-15-0 | | | | |
| 11-9-0 | | 0-0-0 | 0-0-0 | | HOME | | 0-3-0 | | 1-0-0 | | 10-6-0 | | | | |
| 7-13-0 | | 0-0-0 | 0-0-0 | | AWAY | | 0-2-0 | | 0-3-0 | | 7-8-0 | | | | |
| 1-1-0 | | 0-0-0 | 0-0-0 | | NEUTRAL | | 0-0-0 | | 1-0-0 | | 0-1-0 | | | | |
| 10-14-0 | | 0-0-0 | 0-0-0 | | NON-CONFERENCE | | 0-2-0 | | 2-3-0 | | 8-9-0 | | | | |
| 7-4-0 | | 0-0-0 | 0-0-0 | | HOME | | 0-0-0 | | 1-0-0 | | 6-4-0 | | | | |
| 2-9-0 | | 0-0-0 | 0-0- | | AWAY | | 0-2-0 | | 0-3-0 | | 2-4-0 | | | | |
| 1-1-0 | | 0-0-0 | 0-0-0 | | NEUTRAL | | 0-0-0 | | 1-0-0 | | 0-1-0 | | | | |
| 9-9-0 | | 0-0-0 | 0-0-0 | | CONFERENCE | | 0-3-0 | | 0-0-0 | | 9-6-0 | | | | |
| 4-5-0 | | 0-0-0 | 0-0-0 | | HOME | | 0-3-0 | | 0-0-0 | | 4-2-0 | | | | |
| 5-4-0 | | 0-0-0 | 0-0-0 | | AWAY | | 0-0-0 | | 0-0-0 | | 5-4-0 | | | | |
| 0-0-0 | | 0-0-0 | 0-0-0 | | NEUTRAL | | 0-0-0 | | 0-0-0 | | 0-0-0 | | | | |
| RPI | S | Opponent | Score | RPI | S | Opponent | Score | RPI | S | Opponent | Score | | | | |
| | | | | | | | | | | | | | | | |
| | | | | | | 52 A | Columbia | 5 | | 7 | 110 N | Pittsburgh | 9 | 2 | |
| | | | | | | 75 H | Saint Joseph's | 1 | | 13 | 126 A | Stony Brook | 0 | 6 | |
| | | | | | | 75 H | Saint Joseph's | 1 | | 17 | 126 A | Stony Brook | 9 | 10 | |
| | | | | | | 75 H | Saint Joseph's | 3 | | 4 | 126 A | Stony Brook | 0 | 10 | |
| | | | | | | 90 A | Rutgers | 3 | | 13 | 136 H | Army | 5 | 4 | |
| | | | | | | | | | | | 155 A | Delaware | 1 | 3 | |
| | | | | | | | | | | | 155 A | Delaware | 5 | 3 | |
| | | | | | | | | | | | 155 A | Delaware | 7 | 5 | |
| | | | | | | | | | | | 162 H | Sacred Heart | 2 | 4 | |
| | | | | | | | | | | | 162 H | Sacred Heart | 7 | 6 | |
| | | | | | | | | | | | 162 H | Sacred Heart | 0 | 6 | |
| | | | | | | | | | | | 174 A | George Mason | 0 | 6 | |
| | | | | | | | | | | | 174 A | George Mason | 8 | 5 | |
| | | | | | | | | | | | 174 A | George Mason | 4 | 7 | |
| | | | | | | | | | | | 177 H | Fairfield | 5 | 4 | |
| | | | | | | | | | | | 206 A | Hofstra | 4 | 11 | |
| | | | | | | | | | | | 215 A | Wofford | 3 | 5 | |
| | | | | | | | | | | | 222 H | Dayton | 3 | 6 | |
| | | | | | | | | | | | 222 H | Dayton | 6 | 3 | |
| | | | | | | | | | | | 222 H | Dayton | 5 | 4 | |
| | | | | | | | | | | | 232 H | Siena | 0 | 4 | |
| | | | | | | | | | | | 236 N | Presbyterian | 3 | 9 | |
| | | | | | | | | | | | 243 H | Quinnipiac | 8 | 6 | |
| | | | | | | | | | | | 257 A | Rhode Island | 0 | 2 | |
| | | | | | | | | | | | 257 A | Rhode Island | 3 | 0 | |
| | | | | | | | | | | | 257 A | Rhode Island | 6 | 8 | |
| | | | | | | | | | | | 265 A | St. Bonaventure | 14 | 8 | |
| LAST 15 GAMES | | | | LAST 15 GAMES | | | | LAST 15 GAMES | | | | LAST 15 GAMES | | | |
| | | | | | | | | | | | | | | | |
| | | | | | | 270 H | Massachusetts | 1 | | 4 | 265 A | St. Bonaventure | 8 | 1 | |
| | | | | | | 270 H | Massachusetts | 5 | | 3 | 232 H | Siena | 0 | 4 | |
| | | | | | | 270 H | Massachusetts | 10 | | 5 | 75 H | Saint Joseph's | 3 | 4 | |
| | | | | | | 52 A | Columbia | 5 | | 7 | | | | | |
| | | | | | | 177 H | Fairfield | 5 | | 4 | | | | | |

Non-Div. I Games:

Fordham

| | | | | |
|-----|---|-----------------|----|---|
| 265 | A | St. Bonaventure | 14 | 8 |
| 265 | A | St. Bonaventure | 15 | 8 |

| RPI | S | Opponent | Score | |
|-----|---|-----------------|-------|---|
| 265 | A | St. Bonaventure | 8 | 1 |
| 265 | A | St. Bonaventure | 15 | 8 |
| 270 | H | Massachusetts | 1 | 4 |
| 270 | H | Massachusetts | 5 | 3 |
| 270 | H | Massachusetts | 10 | 5 |
| 282 | A | Manhattan | 2 | 6 |
| 283 | H | Marist | 0 | 9 |
| 288 | H | Albany (NY) | 8 | 2 |
| 301 | H | NYIT | 11 | 8 |
| 301 | H | NYIT | 7 | 6 |

Fordham

F
o
r
d
h
a
m

F
o
r
d
h
a
m

| Average RPI Win: 221 | | WON-LOST RECORD | | WINNING PCT. RANK | | LAST 15 GAMES | | STRENGTH OF SCHEDULE | | OPP. STRENGTH OF SCHEDULE | | TEAM RPI | | ADJ RPI | | CONF. RPI | | ADJ CONF. RPI | | | |
|----------------------|---|-----------------|--|-------------------|---|---------------------|---|----------------------|---|---------------------------|---|--------------|---|------------|----|-----------|---|----------------|--|----|----|
| DIV. I ONLY | | 13-18-0 | | .41935 207 | | 6-7-0 | | 285 | | 253 | | 252 | | .44682 251 | | 26 | | 26 | | | |
| DIV. I NON-CONF. | | 7-10-0 | | .41176 200 | | 0-1-0 | | 299 | | 231 | | 258 | | .44341 258 | | 26 | | 26 | | | |
| TOTALS | | RPI 1-25 | | RPI 26-50 | | W-L RECORDS | | RPI 51-100 | | RPI 101-150 | | RPI 150+ | | | | | | | | | |
| 13-18-0 | | 0-0-0 | | 0-3-0 | | OVERALL | | 1-0-0 | | 0-2-0 | | 12-13-0 | | | | | | | | | |
| 3-3-0 | | 0-0-0 | | 0-0-0 | | HOME | | 0-0-0 | | 0-0-0 | | 3-3-0 | | | | | | | | | |
| 7-12-0 | | 0-0-0 | | 0-3-0 | | AWAY | | 0-0-0 | | 0-1-0 | | 7-8-0 | | | | | | | | | |
| 3-3-0 | | 0-0-0 | | 0-0-0 | | NEUTRAL | | 1-0-0 | | 0-1-0 | | 2-2-0 | | | | | | | | | |
| 7-10-0 | | 0-0-0 | | 0-3-0 | | NON-CONFERENCE | | 1-0-0 | | 0-2-0 | | 6-5-0 | | | | | | | | | |
| 0-0-0 | | 0-0-0 | | 0-0-0 | | HOME | | 0-0-0 | | 0-0-0 | | 0-0-0 | | | | | | | | | |
| 4-7-0 | | 0-0-0 | | 0-0- | | AWAY | | 0-0-0 | | 0-1-0 | | 4-3-0 | | | | | | | | | |
| 3-3-0 | | 0-0-0 | | 0-0-0 | | NEUTRAL | | 1-0-0 | | 0-1-0 | | 2-2-0 | | | | | | | | | |
| 6-8-0 | | 0-0-0 | | 0-0-0 | | CONFERENCE | | 0-0-0 | | 0-0-0 | | 6-8-0 | | | | | | | | | |
| 3-3-0 | | 0-0-0 | | 0-0-0 | | HOME | | 0-0-0 | | 0-0-0 | | 3-3-0 | | | | | | | | | |
| 3-5-0 | | 0-0-0 | | 0-0-0 | | AWAY | | 0-0-0 | | 0-0-0 | | 3-5-0 | | | | | | | | | |
| 0-0-0 | | 0-0-0 | | 0-0-0 | | NEUTRAL | | 0-0-0 | | 0-0-0 | | 0-0-0 | | | | | | | | | |
| RPI | S | Opponent | | Score | | RPI | S | Opponent | | Score | | RPI | S | Opponent | | Score | | | | | |
| | | | | 48 | A | Southern California | | 3 | 4 | 51 | N | Evansville | | 9 | 8 | 114 | A | Minnesota | | 3 | 5 |
| | | | | 48 | A | Southern California | | 3 | 5 | | | | | | | 136 | N | Army | | 9 | 19 |
| | | | | 48 | A | Southern California | | 0 | 9 | | | | | | | 199 | A | Omaha | | 5 | 4 |
| | | | | | | | | | | | | | | | | 199 | A | Omaha | | 9 | 7 |
| | | | | | | | | | | | | | | | | 199 | A | Omaha | | 8 | 6 |
| | | | | | | | | | | | | | | | | 199 | A | Omaha | | 2 | 7 |
| | | | | | | | | | | | | | | | | 199 | H | Omaha | | 0 | 10 |
| | | | | | | | | | | | | | | | | 199 | H | Omaha | | 0 | 2 |
| | | | | | | | | | | | | | | | | 209 | N | LIU Brooklyn | | 2 | 13 |
| | | | | | | | | | | | | | | | | 214 | A | Western Ill. | | 8 | 9 |
| | | | | | | | | | | | | | | | | 214 | A | Western Ill. | | 3 | 4 |
| | | | | | | | | | | | | | | | | 214 | H | Western Ill. | | 4 | 2 |
| | | | | | | | | | | | | | | | | 214 | H | Western Ill. | | 5 | 6 |
| | | | | | | | | | | | | | | | | 214 | H | Western Ill. | | 8 | 2 |
| | | | | | | | | | | | | | | | | 214 | H | Western Ill. | | 6 | 3 |
| | | | | | | | | | | | | | | | | 240 | N | Maine | | 13 | 1 |
| | | | | | | | | | | | | | | | | 244 | A | Murray St. | | 0 | 9 |
| | | | | | | | | | | | | | | | | 244 | A | Murray St. | | 4 | 1 |
| | | | | | | | | | | | | | | | | 244 | A | Murray St. | | 3 | 2 |
| | | | | | | | | | | | | | | | | 258 | N | Harvard | | 1 | 2 |
| | | | | | | | | | | | | | | | | 258 | N | Harvard | | 15 | 2 |
| | | | | | | | | | | | | | | | | 279 | A | IPFW | | 2 | 8 |
| | | | | | | | | | | | | | | | | 279 | A | IPFW | | 2 | 3 |
| | | | | | | | | | | | | | | | | 297 | A | Northern Colo. | | 6 | 8 |
| | | | | | | | | | | | | | | | | 297 | A | Northern Colo. | | 7 | 3 |
| | | | | | | | | | | | | | | | | 297 | A | Northern Colo. | | 8 | 4 |
| | | | | | | | | | | | | | | | | 297 | A | Northern Colo. | | 1 | 3 |
| LAST 15 GAMES | | | | | | | | | | | | | | | | | | | | | |
| | | | | 199 | A | Omaha | | 5 | 4 | 214 | H | Western Ill. | | 8 | 2 | 279 | A | IPFW | | 2 | 3 |
| | | | | 199 | A | Omaha | | 9 | 7 | 114 | A | Minnesota | | 3 | 5 | 297 | A | Northern Colo. | | 6 | 8 |
| | | | | 199 | A | Omaha | | 8 | 6 | 199 | H | Omaha | | 0 | 10 | 297 | A | Northern Colo. | | 7 | 3 |
| | | | | 199 | A | Omaha | | 2 | 7 | | | | | | | 297 | A | Northern Colo. | | 8 | 4 |
| | | | | 214 | H | Western Ill. | | 6 | 3 | | | | | | | 297 | A | Northern Colo. | | 1 | 3 |

Non-Div. I Games: Dakota Wesleyan 11 1 Minot St. 5 0

North Dakota St.

| | | |
|--------------------|---|---|
| 214 H Western Ill. | 4 | 2 |
| 214 H Western Ill. | 5 | 6 |

N
o
r
t
h
D
a
k
o
t
a
S
t
.

N
o
r
t
h
D
a
k
o
t
a
S
t
.

| Average RPI Win: | 183 | WON-LOST RECORD | WINNING PCT. RANK | LAST 15 GAMES | STRENGTH OF SCHEDULE | OPP. STRENGTH OF SCHEDULE | TEAM RPI | ADJ RPI | CONF. RPI | ADJ CONF. RPI |
|----------------------|----------------------|----------------------------|-----------------------------|----------------------|----------------------------|----------------------------|----------|------------|-----------|---------------|
| DIV. I ONLY | | 14-29-0 | .32558 262 | 1-14-0 | 187 | 149 | 254 | .44514 252 | 14 | 14 |
| DIV. I NON-CONF. | | 7-17-0 | .29167 261 | 0-4-0 | 148 | 174 | 259 | .44316 259 | 12 | 12 |
| TOTALS | RPI 1-25 | RPI 26-50 | W-L RECORDS | RPI 51-100 | RPI 101-150 | RPI 150+ | | | | |
| 14-29-0 | 0-1-0 | 0-5-0 | OVERALL | 3-5-0 | 2-6-0 | 9-12-0 | | | | |
| 9-13-0 | 0-0-0 | 0-4-0 | HOME | 2-3-0 | 2-3-0 | 5-3-0 | | | | |
| 5-16-0 | 0-1-0 | 0-1-0 | AWAY | 1-2-0 | 0-3-0 | 4-9-0 | | | | |
| 0-0-0 | 0-0-0 | 0-0-0 | NEUTRAL | 0-0-0 | 0-0-0 | 0-0-0 | | | | |
| 7-17-0 | 0-1-0 | 0-2-0 | NON-CONFERENCE | 3-5-0 | 0-2-0 | 4-7-0 | | | | |
| 5-7-0 | 0-0-0 | 0-1-0 | HOME | 2-3-0 | 0-2-0 | 3-1-0 | | | | |
| 2-10-0 | 0-1-0 | 0-0- | AWAY | 1-2-0 | 0-0-0 | 1-6-0 | | | | |
| 0-0-0 | 0-0-0 | 0-0-0 | NEUTRAL | 0-0-0 | 0-0-0 | 0-0-0 | | | | |
| 7-12-0 | 0-0-0 | 0-3-0 | CONFERENCE | 0-0-0 | 2-4-0 | 5-5-0 | | | | |
| 4-6-0 | 0-0-0 | 0-3-0 | HOME | 0-0-0 | 2-1-0 | 2-2-0 | | | | |
| 3-6-0 | 0-0-0 | 0-0-0 | AWAY | 0-0-0 | 0-3-0 | 3-3-0 | | | | |
| 0-0-0 | 0-0-0 | 0-0-0 | NEUTRAL | 0-0-0 | 0-0-0 | 0-0-0 | | | | |
| RPI S Opponent Score | RPI S Opponent Score | RPI S Opponent Score | RPI S Opponent Score | RPI S Opponent Score | RPI S Opponent Score | RPI S Opponent Score | | | | |
| 17 A Cal Poly 2 6 | 34 A Stanford 6 7 | 56 H San Diego St. 6 16 | 114 H Minnesota 11 15 | 34 H Stanford 2 6 | 56 H San Diego St. 2 0 | 114 H Minnesota 1 12 | | | | |
| | 39 H Pepperdine 4 10 | 56 H San Diego St. 4 7 | 122 A Pacific 4 5 | 39 H Pepperdine 2 6 | 64 A Cal St. Fullerton 2 4 | 122 A Pacific 3 4 | | | | |
| | 39 H Pepperdine 1 8 | 64 A Cal St. Fullerton 6 0 | 122 A Pacific 0 1 | | 64 A Cal St. Fullerton 5 6 | 147 H BYU 6 1 | | | | |
| | | 96 H Kansas St. 7 3 | 147 H BYU 3 4 | | 96 H Kansas St. 4 9 | 147 H BYU 10 3 | | | | |
| | | | 152 A Loyola Marymount 1 11 | | | 152 A Loyola Marymount 5 7 | | | | |
| | | | 152 A Loyola Marymount 3 4 | | | 152 A Loyola Marymount 3 4 | | | | |
| | | | 161 H Gonzaga 10 5 | | | 161 H Gonzaga 1 4 | | | | |
| | | | 161 H Gonzaga 1 4 | | | 161 H Gonzaga 3 6 | | | | |
| | | | 166 A San Jose St. 0 10 | | | 190 A UC Davis 1 3 | | | | |
| | | | 190 A UC Davis 1 4 | | | 190 A UC Davis 5 1 | | | | |
| | | | 190 H UC Davis 6 9 | | | 212 H Penn St. 4 0 | | | | |
| | | | 212 H Penn St. 6 2 | | | 212 H Penn St. 6 2 | | | | |
| | | | 254 A Portland 6 2 | | | 254 A Portland 5 3 | | | | |
| | | | 254 A Portland 2 0 | | | 254 A Portland 5 2 | | | | |
| | | | 256 A New Mexico St. 8 3 | | | 256 A New Mexico St. 2 14 | | | | |
| | | | 256 A New Mexico St. 2 14 | | | | | | | |
| LAST 15 GAMES | | | | | | | | | | |
| | | | 161 H Gonzaga 10 5 | | | 122 A Pacific 4 5 | | | | |
| | | | 161 H Gonzaga 1 4 | | | 34 A Stanford 6 7 | | | | |
| | | | 161 H Gonzaga 3 6 | | | 152 A Loyola Marymount 5 7 | | | | |
| | | | 34 H Stanford 2 6 | | | | | | | |
| | | | 190 A UC Davis 1 3 | | | | | | | |

Non-Div. I Games:

St. Mary's (CA)

| | | |
|---------------|---|---|
| 122 A Pacific | 3 | 4 |
| 122 A Pacific | 0 | 1 |

| RPI | S | Opponent | Score | |
|-----|---|----------------|-------|---|
| 256 | A | New Mexico St. | 6 | 8 |
| 256 | A | New Mexico St. | 2 | 4 |

St. Mary's (CA)

S
t
.
M
a
r
y
'
s
(
C
A
)

S
t
.
M
a
r
y
'
s
(
C
A
)

L
a
s
a
l
l
e

La Salle

| | | |
|----------|---|----|
| 53 A VCU | 1 | 11 |
| 53 A VCU | 6 | 3 |

L
a
S
a
l
l
e

L
a
S
a
l
l
e

[illegible]

Non-Div. I Games:

USC Upstate

| | | |
|--------------------|---|---|
| 242 A Northern Ky. | 3 | 4 |
| 242 A Northern Ky. | 3 | 2 |

| RPI | S | Opponent | Score | |
|-----|---|---------------|-------|----|
| 253 | H | La Salle | 11 | 9 |
| 253 | H | La Salle | 5 | 12 |
| 253 | H | La Salle | 6 | 5 |
| 264 | A | UNC Asheville | 4 | 9 |
| 264 | H | UNC Asheville | 1 | 2 |

| Average RPI Win: | 167 | WON-LOST RECORD | WINNING PCT. RANK | LAST 15 GAMES | STRENGTH OF SCHEDULE | OPP. STRENGTH OF SCHEDULE | TEAM RPI | ADJ RPI | CONF. RPI | ADJ CONF. RPI | | | | |
|------------------|----------|-----------------|-------------------|----------------|----------------------|---------------------------|------------|-------------|-----------|---------------|----|------------|-------|----|
| DIV. I ONLY | | 10-34-0 | .22727 | 293 | 4-11-0 | 97 | 188 | 256 | .44339 | 254 | 14 | 14 | | |
| DIV. I NON-CONF. | | 6-16-0 | .27273 | 265 | 0-3-0 | 35 | 220 | 201 | .47525 | 201 | 12 | 12 | | |
| <hr/> | | | | | | | | | | | | | | |
| TOTALS | RPI 1-25 | RPI 26-50 | | W-L RECORDS | | RPI 51-100 | | RPI 101-150 | | RPI 150+ | | | | |
| 10-34-0 | 0-6-0 | 0-3-0 | | OVERALL | | 2-5-0 | | 3-3-0 | | 5-17-0 | | | | |
| 5-13-0 | 0-2-0 | 0-0-0 | | HOME | | 1-5-0 | | 2-1-0 | | 2-5-0 | | | | |
| 4-19-0 | 0-4-0 | 0-3-0 | | AWAY | | 0-0-0 | | 1-2-0 | | 3-10-0 | | | | |
| 1-2-0 | 0-0-0 | 0-0-0 | | NEUTRAL | | 1-0-0 | | 0-0-0 | | 0-2-0 | | | | |
| 6-16-0 | 0-6-0 | 0-0-0 | | NON-CONFERENCE | | 1-3-0 | | 1-2-0 | | 4-5-0 | | | | |
| 2-7-0 | 0-2-0 | 0-0-0 | | HOME | | 0-3-0 | | 0-0-0 | | 2-2-0 | | | | |
| 3-7-0 | 0-4-0 | 0-0- | | AWAY | | 0-0-0 | | 1-2-0 | | 2-1-0 | | | | |
| 1-2-0 | 0-0-0 | 0-0-0 | | NEUTRAL | | 1-0-0 | | 0-0-0 | | 0-2-0 | | | | |
| 4-18-0 | 0-0-0 | 0-3-0 | | CONFERENCE | | 1-2-0 | | 2-1-0 | | 1-12-0 | | | | |
| 3-6-0 | 0-0-0 | 0-0-0 | | HOME | | 1-2-0 | | 2-1-0 | | 0-3-0 | | | | |
| 1-12-0 | 0-0-0 | 0-3-0 | | AWAY | | 0-0-0 | | 0-0-0 | | 1-9-0 | | | | |
| 0-0-0 | 0-0-0 | 0-0-0 | | NEUTRAL | | 0-0-0 | | 0-0-0 | | 0-0-0 | | | | |
| RPI | S | Opponent | Score | | RPI | S | Opponent | Score | | RPI | S | Opponent | Score | |
| 10 | A | Oregon St. | 0 | 5 | 39 | A | Pepperdine | 0 | 6 | 54 | H | UC Irvine | 3 | 5 |
| 10 | H | Oregon St. | 6 | 9 | 39 | A | Pepperdine | 1 | 6 | 54 | H | UC Irvine | 2 | 6 |
| 24 | A | Washington | 6 | 7 | 39 | A | Pepperdine | 0 | 1 | 54 | H | UC Irvine | 1 | 5 |
| 25 | A | Oregon | 2 | 8 | | | | | | 74 | H | San Diego | 2 | 13 |
| 25 | A | Oregon | 10 | 15 | | | | | | 74 | H | San Diego | 10 | 9 |
| 25 | H | Oregon | 0 | 3 | | | | | | 74 | H | San Diego | 2 | 12 |
| | | | | | | | | | | 96 | N | Kansas St. | 5 | 2 |
| | | | | | | | | | | | | | | |
| | | | | | | | | | | | | | | |
| | | | | | | | | | | | | | | |
| | | | | | | | | | | | | | | |
| | | | | | | | | | | | | | | |
| | | | | | | | | | | | | | | |
| | | | | | | | | | | | | | | |
| | | | | | | | | | | | | | | |
| | | | | | | | | | | | | | | |
| | | | | | | | | | | | | | | |
| | | | | | | | | | | | | | | |
| | | | | | | | | | | | | | | |
| | | | | | | | | | | | | | | |
| | | | | | | | | | | | | | | |
| | | | | | | | | | | | | | | |
| | | | | | | | | | | | | | | |
| | | | | | | | | | | | | | | |
| | | | | | | | | | | | | | | |
| | | | | | | | | | | | | | | |
| | | | | | | | | | | | | | | |
| | | | | | | | | | | | | | | |
| | | | | | | | | | | | | | | |
| | | | | | | | | | | | | | | |
| | | | | | | | | | | | | | | |
| | | | | | | | | | | | | | | |
| | | | | | | | | | | | | | | |
| | | | | | | | | | | | | | | |
| | | | | | | | | | | | | | | |
| | | | | | | | | | | | | | | |
| | | | | | | | | | | | | | | |
| | | | | | | | | | | | | | | |
| | | | | | | | | | | | | | | |
| | | | | | | | | | | | | | | |
| | | | | | | | | | | | | | | |
| | | | | | | | | | | | | | | |
| | | | | | | | | | | | | | | |
| | | | | | | | | | | | | | | |
| | | | | | | | | | | | | | | |
| | | | | | | | | | | | | | | |
| | | | | | | | | | | | | | | |
| | | | | | | | | | | | | | | |
| | | | | | | | | | | | | | | |
| | | | | | | | | | | | | | | |
| | | | | | | | | | | | | | | |
| | | | | | | | | | | | | | | |
| | | | | | | | | | | | | | | |
| | | | | | | | | | | | | | | |
| | | | | | | | | | | | | | | |
| | | | | | | | | | | | | | | |
| | | | | | | | | | | | | | | |
| | | | | | | | | | | | | | | |
| | | | | | | | | | | | | | | |
| | | | | | | | | | | | | | | |
| | | | | | | | | | | | | | | |
| | | | | | | | | | | | | | | |
| | | | | | | | | | | | | | | |

Non-Div. I Games:

Portland

Portland

| | | | | |
|-----|---|---------|---|---|
| 161 | A | Gonzaga | 4 | 8 |
| 224 | H | Seattle | 4 | 9 |

Through Games Of April 27, 2014

| RPI | S | Opponent | Score |
|-----|---|-----------------|-------|
| 252 | H | St. Mary's (CA) | 0 2 |

Portland

P
o
r
t
l
a
n
d

P
o
r
t
l
a
n
d

| Average RPI Win: 236 | | WON-LOST RECORD | | WINNING PCT. RANK | | LAST 15 GAMES | | STRENGTH OF SCHEDULE | | OPP. STRENGTH OF SCHEDULE | | TEAM RPI | | ADJ RPI | | CONF. RPI | | ADJ CONF. RPI | |
|----------------------|---|-----------------|--|--------------------|----|----------------|---|----------------------|--|---------------------------|----|-----------------------|---|-------------------|---|-----------|----|---------------|--|
| DIV. I ONLY | | 17-22-0 | | .4359 192 | | 7-8-0 | | 278 | | 183 | | 258 | | .44234 256 | | 28 | | 28 | |
| DIV. I NON-CONF. | | 8-15-0 | | .34783 231 | | 0-2-0 | | 289 | | 92 | | 288 | | .41107 288 | | 27 | | 27 | |
| TOTALS | | RPI 1-25 | | RPI 26-50 | | W-L RECORDS | | RPI 51-100 | | RPI 101-150 | | RPI 150+ | | | | | | | |
| 17-22-0 | | 0-4-0 | | 0-2-0 | | OVERALL | | 0-0-0 | | 0-3-0 | | 17-13-0 | | | | | | | |
| 10-10-0 | | 0-0-0 | | 0-1-0 | | HOME | | 0-0-0 | | 0-3-0 | | 10-6-0 | | | | | | | |
| 7-12-0 | | 0-4-0 | | 0-1-0 | | AWAY | | 0-0-0 | | 0-0-0 | | 7-7-0 | | | | | | | |
| 0-0-0 | | 0-0-0 | | 0-0-0 | | NEUTRAL | | 0-0-0 | | 0-0-0 | | 0-0-0 | | | | | | | |
| 8-15-0 | | 0-4-0 | | 0-2-0 | | NON-CONFERENCE | | 0-0-0 | | 0-0-0 | | 8-9-0 | | | | | | | |
| 7-6-0 | | 0-0-0 | | 0-1-0 | | HOME | | 0-0-0 | | 0-0-0 | | 7-5-0 | | | | | | | |
| 1-9-0 | | 0-4-0 | | 0-0- | | AWAY | | 0-0-0 | | 0-0-0 | | 1-4-0 | | | | | | | |
| 0-0-0 | | 0-0-0 | | 0-0-0 | | NEUTRAL | | 0-0-0 | | 0-0-0 | | 0-0-0 | | | | | | | |
| 9-7-0 | | 0-0-0 | | 0-0-0 | | CONFERENCE | | 0-0-0 | | 0-3-0 | | 9-4-0 | | | | | | | |
| 3-4-0 | | 0-0-0 | | 0-0-0 | | HOME | | 0-0-0 | | 0-3-0 | | 3-1-0 | | | | | | | |
| 6-3-0 | | 0-0-0 | | 0-0-0 | | AWAY | | 0-0-0 | | 0-0-0 | | 6-3-0 | | | | | | | |
| 0-0-0 | | 0-0-0 | | 0-0-0 | | NEUTRAL | | 0-0-0 | | 0-0-0 | | 0-0-0 | | | | | | | |
| RPI | S | Opponent | | Score | | RPI | S | Opponent | | Score | | RPI | S | Opponent | | Score | | | |
| 11 | A | Texas Tech | | 3 | 5 | 50 | A | New Mexico | | 7 | 17 | 121 | H | Sacramento St. | | 2 | 8 | | |
| 11 | A | Texas Tech | | 4 | 14 | 50 | H | New Mexico | | 4 | 14 | 121 | H | Sacramento St. | | 0 | 11 | | |
| 11 | A | Texas Tech | | 7 | 8 | | | | | | | 121 | H | Sacramento St. | | 6 | 20 | | |
| 11 | A | Texas Tech | | 2 | 15 | | | | | | | 153 | A | Grand Canyon | | 4 | 9 | | |
| | | | | | | | | | | | | 153 | A | Grand Canyon | | 3 | 6 | | |
| | | | | | | | | | | | | 153 | A | Grand Canyon | | 2 | 1 | | |
| | | | | | | | | | | | | 190 | A | UC Davis | | 0 | 4 | | |
| | | | | | | | | | | | | 190 | A | UC Davis | | 1 | 5 | | |
| | | | | | | | | | | | | 190 | A | UC Davis | | 6 | 4 | | |
| | | | | | | | | | | | | 190 | A | UC Davis | | 5 | 6 | | |
| | | | | | | | | | | | | 202 | A | Air Force | | 6 | 9 | | |
| | | | | | | | | | | | | 210 | A | Tex.-Pan American | | 4 | 9 | | |
| | | | | | | | | | | | | 210 | A | Tex.-Pan American | | 3 | 2 | | |
| | | | | | | | | | | | | 210 | A | Tex.-Pan American | | 7 | 4 | | |
| | | | | | | | | | | | | 221 | H | SIU Edwardsville | | 16 | 12 | | |
| | | | | | | | | | | | | 221 | H | SIU Edwardsville | | 3 | 4 | | |
| | | | | | | | | | | | | 221 | H | SIU Edwardsville | | 12 | 2 | | |
| | | | | | | | | | | | | 221 | H | SIU Edwardsville | | 4 | 1 | | |
| | | | | | | | | | | | | 224 | H | Seattle | | 3 | 9 | | |
| | | | | | | | | | | | | 224 | H | Seattle | | 6 | 5 | | |
| | | | | | | | | | | | | 224 | H | Seattle | | 5 | 3 | | |
| | | | | | | | | | | | | 224 | H | Seattle | | 7 | 4 | | |
| | | | | | | | | | | | | 252 | H | St. Mary's (CA) | | 4 | 2 | | |
| | | | | | | | | | | | | 252 | H | St. Mary's (CA) | | 8 | 6 | | |
| | | | | | | | | | | | | 252 | H | St. Mary's (CA) | | 3 | 8 | | |
| | | | | | | | | | | | | 252 | H | St. Mary's (CA) | | 14 | 2 | | |
| | | | | | | | | | | | | 259 | H | Oakland | | 3 | 8 | | |
| LAST 15 GAMES | | | | 153 A Grand Canyon | | 4 | 9 | 202 A Air Force | | 6 | 9 | 252 H St. Mary's (CA) | | 4 | 2 | | | | |
| | | | | 153 A Grand Canyon | | 2 | 1 | 297 A Northern Colo. | | 12 | 9 | 252 H St. Mary's (CA) | | 8 | 6 | | | | |
| | | | | 153 A Grand Canyon | | 3 | 6 | 297 A Northern Colo. | | 7 | 4 | 252 H St. Mary's (CA) | | 3 | 8 | | | | |
| | | | | 224 H Seattle | | 5 | 3 | | | | | 252 H St. Mary's (CA) | | 14 | 2 | | | | |
| | | | | 224 H Seattle | | 6 | 5 | | | | | 259 H Oakland | | 3 | 8 | | | | |

Non-Div. I Games:

New Mexico St.

| | | |
|---------------|---|---|
| 224 H Seattle | 3 | 9 |
| 224 H Seattle | 7 | 4 |

| RPI | S | Opponent | Score | |
|-----|---|----------------|-------|----|
| 259 | H | Oakland | 3 | 7 |
| 259 | H | Oakland | 17 | 2 |
| 259 | H | Oakland | 11 | 14 |
| 297 | A | Northern Colo. | 16 | 4 |
| 297 | A | Northern Colo. | 7 | 4 |
| 297 | A | Northern Colo. | 12 | 9 |

New Mexico St.

N
e
w
M
e
x
i
c
o
s
t
.

N
e
w
M
e
x
i
c
o
s
t
.

| Average RPI Win: 166 | | WON-LOST | WINNING | LAST 15 | STRENGTH OF | | OPP. STRENGTH | TEAM | ADJ | | CONF. | ADJ CONF. | | | | | |
|-----------------------|---|----------|-----------|-----------|-------------|----------------|---------------|------------|-----|--------------------|-------|-----------|-------|---|-------------------|----|----|
| Average RPI Loss: 149 | | RECORD | PCT. RANK | GAMES | SCHEDULE | | OF SCHEDULE | RPI | RPI | | RPI | RPI | | | | | |
| DIV. I ONLY | | 8-31-0 | .20513 | 296 | 3-12-0 | | 44 | 261 | 259 | .44094 | 257 | 24 | 24 | | | | |
| DIV. I NON-CONF. | | 4-19-0 | .17391 | 287 | 0-4-0 | | 38 | 247 | 245 | .45453 | 244 | 25 | 25 | | | | |
| <hr/> | | | | | | | | | | | | | | | | | |
| TOTALS | | RPI 1-25 | | RPI 26-50 | | W-L RECORDS | | RPI 51-100 | | RPI 101-150 | | RPI 150+ | | | | | |
| 8-31-0 | | 0-0-0 | | 0-2-0 | | OVERALL | | 1-5-0 | | 2-8-0 | | 5-16-0 | | | | | |
| 5-12-0 | | 0-0-0 | | 0-1-0 | | HOME | | 1-2-0 | | 0-1-0 | | 4-8-0 | | | | | |
| 2-18-0 | | 0-0-0 | | 0-1-0 | | AWAY | | 0-3-0 | | 2-7-0 | | 0-7-0 | | | | | |
| 1-1-0 | | 0-0-0 | | 0-0-0 | | NEUTRAL | | 0-0-0 | | 0-0-0 | | 1-1-0 | | | | | |
| 4-19-0 | | 0-0-0 | | 0-2-0 | | NON-CONFERENCE | | 0-3-0 | | 2-8-0 | | 2-6-0 | | | | | |
| 1-4-0 | | 0-0-0 | | 0-1-0 | | HOME | | 0-0-0 | | 0-1-0 | | 1-2-0 | | | | | |
| 2-14-0 | | 0-0-0 | | 0-0- | | AWAY | | 0-3-0 | | 2-7-0 | | 0-3-0 | | | | | |
| 1-1-0 | | 0-0-0 | | 0-0-0 | | NEUTRAL | | 0-0-0 | | 0-0-0 | | 1-1-0 | | | | | |
| 4-12-0 | | 0-0-0 | | 0-0-0 | | CONFERENCE | | 1-2-0 | | 0-0-0 | | 3-10-0 | | | | | |
| 4-8-0 | | 0-0-0 | | 0-0-0 | | HOME | | 1-2-0 | | 0-0-0 | | 3-6-0 | | | | | |
| 0-4-0 | | 0-0-0 | | 0-0-0 | | AWAY | | 0-0-0 | | 0-0-0 | | 0-4-0 | | | | | |
| 0-0-0 | | 0-0-0 | | 0-0-0 | | NEUTRAL | | 0-0-0 | | 0-0-0 | | 0-0-0 | | | | | |
| RPI | S | Opponent | Score | | RPI | S | Opponent | Score | | RPI | S | Opponent | Score | | | | |
| | | | 30 | A | Bryant | 7 | 11 | 53 | H | VCU | 2 | 5 | 105 | A | FGCU | 3 | 7 |
| | | | 30 | H | Bryant | 3 | 8 | 53 | H | VCU | 2 | 5 | 105 | A | FGCU | 1 | 7 |
| | | | | | | | | 53 | H | VCU | 3 | 0 | 105 | A | FGCU | 6 | 5 |
| | | | | | | | | 73 | A | Col. of Charleston | 0 | 1 | 105 | A | FGCU | 3 | 4 |
| | | | | | | | | 73 | A | Col. of Charleston | 3 | 7 | 126 | A | Stony Brook | 4 | 5 |
| | | | | | | | | 73 | A | Col. of Charleston | 4 | 7 | 140 | A | Central Conn. St. | 1 | 3 |
| | | | | | | | | | | | | | 142 | A | South Fla. | 1 | 5 |
| | | | | | | | | | | | | | 142 | A | South Fla. | 16 | 13 |
| | | | | | | | | | | | | | 142 | A | South Fla. | 3 | 4 |
| | | | | | | | | | | | | | 150 | H | Hartford | 2 | 4 |
| | | | | | | | | | | | | | 162 | H | Sacred Heart | 10 | 9 |
| | | | | | | | | | | | | | 174 | H | George Mason | 7 | 6 |
| | | | | | | | | | | | | | 174 | H | George Mason | 0 | 7 |
| | | | | | | | | | | | | | 174 | H | George Mason | 0 | 5 |
| | | | | | | | | | | | | | 175 | H | Saint Louis | 0 | 4 |
| | | | | | | | | | | | | | 175 | H | Saint Louis | 2 | 3 |
| | | | | | | | | | | | | | 175 | H | Saint Louis | 1 | 3 |
| | | | | | | | | | | | | | 176 | N | James Madison | 4 | 8 |
| | | | | | | | | | | | | | 179 | A | Citadel | 3 | 4 |
| | | | | | | | | | | | | | 187 | A | Coastal Caro. | 2 | 6 |
| | | | | | | | | | | | | | 188 | N | Marshall | 6 | 5 |
| | | | | | | | | | | | | | 198 | H | Northeastern | 0 | 6 |
| | | | | | | | | | | | | | 218 | H | UMass Lowell | 4 | 8 |
| | | | | | | | | | | | | | 222 | A | Dayton | 0 | 1 |
| | | | | | | | | | | | | | 222 | A | Dayton | 3 | 8 |
| | | | | | | | | | | | | | 222 | A | Dayton | 5 | 9 |
| | | | | | | | | | | | | | 231 | A | Charleston So. | 4 | 8 |
| <hr/> | | | | | | | | | | | | | | | | | |
| LAST 15 GAMES | | | | | | | | | | | | | | | | | |
| | | | 53 | H | VCU | 3 | 0 | 174 | H | George Mason | 0 | 5 | 218 | H | UMass Lowell | 4 | 8 |
| | | | 53 | H | VCU | 2 | 5 | 126 | A | Stony Brook | 4 | 5 | 222 | A | Dayton | 0 | 1 |
| | | | 53 | H | VCU | 2 | 5 | 222 | A | Dayton | 5 | 9 | 222 | A | Dayton | 3 | 8 |
| | | | 150 | H | Hartford | 2 | 4 | | | | | | 222 | A | Dayton | 5 | 9 |
| | | | 30 | A | Bryant | 7 | 11 | | | | | | 231 | A | Charleston So. | 4 | 8 |

Non-Div. I Games:

Rhode Island

| | | | | |
|-----|---|--------------|---|---|
| 174 | H | George Mason | 7 | 6 |
| 174 | H | George Mason | 0 | 7 |

| RPI | S | Opponent | Score | |
|-----|---|----------|-------|---|
| 250 | H | Fordham | 2 | 0 |
| 250 | H | Fordham | 0 | 3 |
| 250 | H | Fordham | 8 | 6 |
| 253 | A | La Salle | 2 | 3 |

| Average RPI Win: 204 | | WON-LOST | WINNING | LAST 15 | STRENGTH OF | | OPP. STRENGTH | TEAM | ADJ | | CONF. | ADJ CONF. |
|-----------------------|----------|----------|-----------|----------|----------------|-------|---------------|-------|-------------|------------------|----------|-----------|
| Average RPI Loss: 155 | | RECORD | PCT. RANK | GAMES | SCHEDULE | | OF SCHEDULE | RPI | RPI | | RPI | RPI |
| DIV. I ONLY | | 11-26-0 | .2973 | 276 | 5-8-0 | | 193 | 233 | 260 | | .44075 | 258 |
| DIV. I NON-CONF. | | 6-13-0 | .31579 | 251 | 1-0-0 | | 80 | 239 | 199 | | .47628 | 199 |
| TOTALS | | RPI 1-25 | RPI 26-50 | | W-L RECORDS | | RPI 51-100 | | RPI 101-150 | | RPI 150+ | |
| 11-26-0 | | 0-0-0 | 0-0-0 | | OVERALL | | 1-8-0 | | 1-5-0 | | 9-13-0 | |
| 3-6-0 | | 0-0-0 | 0-0-0 | | HOME | | 0-2-0 | | 0-2-0 | | 3-2-0 | |
| 4-14-0 | | 0-0-0 | 0-0-0 | | AWAY | | 0-4-0 | | 0-0-0 | | 4-10-0 | |
| 4-6-0 | | 0-0-0 | 0-0-0 | | NEUTRAL | | 1-2-0 | | 1-3-0 | | 2-1-0 | |
| 6-13-0 | | 0-0-0 | 0-0-0 | | NON-CONFERENCE | | 1-6-0 | | 1-3-0 | | 4-4-0 | |
| 1-0-0 | | 0-0-0 | 0-0-0 | | HOME | | 0-0-0 | | 0-0-0 | | 1-0-0 | |
| 1-7-0 | | 0-0-0 | 0-0- | | AWAY | | 0-4-0 | | 0-0-0 | | 1-3-0 | |
| 4-6-0 | | 0-0-0 | 0-0-0 | | NEUTRAL | | 1-2-0 | | 1-3-0 | | 2-1-0 | |
| 5-13-0 | | 0-0-0 | 0-0-0 | | CONFERENCE | | 0-2-0 | | 0-2-0 | | 5-9-0 | |
| 2-6-0 | | 0-0-0 | 0-0-0 | | HOME | | 0-2-0 | | 0-2-0 | | 2-2-0 | |
| 3-7-0 | | 0-0-0 | 0-0-0 | | AWAY | | 0-0-0 | | 0-0-0 | | 3-7-0 | |
| 0-0-0 | | 0-0-0 | 0-0-0 | | NEUTRAL | | 0-0-0 | | 0-0-0 | | 0-0-0 | |
| RPI S | Opponent | Score | RPI S | Opponent | Score | RPI S | Opponent | Score | RPI S | Opponent | Score | |
| | | | | | | 52 H | Columbia | 6 12 | 119 N | UConn | 4 9 | |
| | | | | | | 52 H | Columbia | 3 8 | 136 N | Army | 4 6 | |
| | | | | | | 72 A | Oral Roberts | 3 4 | 136 N | Army | 2 3 | |
| | | | | | | 72 A | Oral Roberts | 3 5 | 136 N | Army | 5 1 | |
| | | | | | | 72 A | Oral Roberts | 5 6 | 146 H | Penn | 6 9 | |
| | | | | | | 72 A | Oral Roberts | 4 6 | 146 H | Penn | 3 7 | |
| | | | | | | 99 N | Michigan St. | 7 3 | 151 H | Boston College | 6 5 | |
| | | | | | | 99 N | Michigan St. | 0 4 | 156 A | Lamar | 3 10 | |
| | | | | | | 99 N | Michigan St. | 0 1 | 156 A | Lamar | 2 3 | |
| | | | | | | | | | 156 A | Lamar | 4 0 | |
| | | | | | | | | | 156 A | Lamar | 3 4 | |
| | | | | | | | | | 191 A | Dartmouth | 2 4 | |
| | | | | | | | | | 191 A | Dartmouth | 1 3 | |
| | | | | | | | | | 219 A | Cornell | 2 6 | |
| | | | | | | | | | 219 A | Cornell | 6 5 | |
| | | | | | | | | | 234 A | Princeton | 4 3 | |
| | | | | | | | | | 234 A | Princeton | 2 6 | |
| | | | | | | | | | 235 A | Yale | 6 2 | |
| | | | | | | | | | 235 A | Yale | 0 1 | |
| | | | | | | | | | 235 A | Yale | 6 7 | |
| | | | | | | | | | 235 A | Yale | 2 8 | |
| | | | | | | | | | 245 H | Brown | 10 8 | |
| | | | | | | | | | 245 H | Brown | 4 5 | |
| | | | | | | | | | 245 H | Brown | 13 3 | |
| | | | | | | | | | 245 H | Brown | 0 1 | |
| | | | | | | | | | 251 N | North Dakota St. | 2 1 | |
| | | | | | | | | | 251 N | North Dakota St. | 2 15 | |
| LAST 15 GAMES | | | | | | | | | | | | |
| | | | | | | 191 A | Dartmouth | 1 3 | 234 A | Princeton | 2 6 | |
| | | | | | | 191 A | Dartmouth | 2 4 | 234 A | Princeton | 4 3 | |
| | | | | | | 270 N | Massachusetts | 3 0 | 245 H | Brown | 13 3 | |
| | | | | | | 235 A | Yale | 0 1 | | | | |
| | | | | | | 235 A | Yale | 6 7 | | | | |

Non-Div. I Games:

Harvard

| | | | | |
|-----|---|------|---|---|
| 235 | A | Yale | 6 | 2 |
| 235 | A | Yale | 2 | 8 |

| RPI | S | Opponent | Score | |
|-----|---|---------------|-------|---|
| 270 | N | Massachusetts | 3 | 0 |

Harvard

H
a
r
v
a
r
d

H
a
r
v
a
r
d

| Average RPI Win: 207 | | WON-LOST | WINNING | LAST 15 | STRENGTH OF | | OPP. STRENGTH | TEAM | ADJ | | CONF. | ADJ CONF. |
|-----------------------|----------|----------|-----------|----------------|----------------|-------|---------------|-------|-------------|----------------|----------|-----------|
| Average RPI Loss: 157 | | RECORD | PCT. RANK | GAMES | SCHEDULE | | OF SCHEDULE | RPI | RPI | | RPI | RPI |
| DIV. I ONLY | | 7-24-0 | .22581 | 294 | 3-12-0 | | 151 | 282 | 261 | | .43968 | 259 |
| DIV. I NON-CONF. | | 5-11-0 | .3125 | 253 | 1-2-0 | | 23 | 288 | 111 | | .51778 | 111 |
| TOTALS | | RPI 1-25 | RPI 26-50 | | W-L RECORDS | | RPI 51-100 | | RPI 101-150 | | RPI 150+ | |
| 7-24-0 | | 0-0-0 | 1-3-0 | | OVERALL | | 0-7-0 | | 1-2-0 | | 5-12-0 | |
| 1-5-0 | | 0-0-0 | 0-0-0 | | HOME | | 0-3-0 | | 0-0-0 | | 1-2-0 | |
| 6-19-0 | | 0-0-0 | 1-3-0 | | AWAY | | 0-4-0 | | 1-2-0 | | 4-10-0 | |
| 0-0-0 | | 0-0-0 | 0-0-0 | | NEUTRAL | | 0-0-0 | | 0-0-0 | | 0-0-0 | |
| 5-11-0 | | 0-0-0 | 1-3-0 | | NON-CONFERENCE | | 0-1-0 | | 1-2-0 | | 3-5-0 | |
| 0-0-0 | | 0-0-0 | 0-0-0 | | HOME | | 0-0-0 | | 0-0-0 | | 0-0-0 | |
| 5-11-0 | | 0-0-0 | 1-0- | | AWAY | | 0-1-0 | | 1-2-0 | | 3-5-0 | |
| 0-0-0 | | 0-0-0 | 0-0-0 | | NEUTRAL | | 0-0-0 | | 0-0-0 | | 0-0-0 | |
| 2-13-0 | | 0-0-0 | 0-0-0 | | CONFERENCE | | 0-6-0 | | 0-0-0 | | 2-7-0 | |
| 1-5-0 | | 0-0-0 | 0-0-0 | | HOME | | 0-3-0 | | 0-0-0 | | 1-2-0 | |
| 1-8-0 | | 0-0-0 | 0-0-0 | | AWAY | | 0-3-0 | | 0-0-0 | | 1-5-0 | |
| 0-0-0 | | 0-0-0 | 0-0-0 | | NEUTRAL | | 0-0-0 | | 0-0-0 | | 0-0-0 | |
| RPI S | Opponent | Score | RPI S | Opponent | Score | RPI S | Opponent | Score | RPI S | Opponent | Score | |
| | | | 40 A | Oklahoma St. | 2 3 | 86 A | Wright St. | 4 5 | 101 A | Central Mich. | 14 8 | |
| | | | 40 A | Oklahoma St. | 1 11 | 86 A | Wright St. | 0 2 | 128 A | Kent St. | 5 16 | |
| | | | 40 A | Oklahoma St. | 10 7 | 86 A | Wright St. | 2 5 | 128 A | Kent St. | 1 16 | |
| | | | 40 A | Oklahoma St. | 4 10 | 86 H | Wright St. | 6 17 | 159 A | Lipscomb | 6 13 | |
| | | | | | | 86 H | Wright St. | 6 8 | 159 A | Lipscomb | 2 7 | |
| | | | | | | 86 H | Wright St. | 8 11 | 159 A | Lipscomb | 2 7 | |
| | | | | | | 99 A | Michigan St. | 3 5 | 159 A | Lipscomb | 7 8 | |
| | | | | | | | | | 247 H | Ill.-Chicago | 1 11 | |
| | | | | | | | | | 247 H | Ill.-Chicago | 6 16 | |
| | | | | | | | | | 247 H | Ill.-Chicago | 15 3 | |
| | | | | | | | | | 256 A | New Mexico St. | 2 17 | |
| | | | | | | | | | 256 A | New Mexico St. | 7 3 | |
| | | | | | | | | | 256 A | New Mexico St. | 8 3 | |
| | | | | | | | | | 256 A | New Mexico St. | 14 11 | |
| | | | | | | | | | 272 A | Milwaukee | 3 4 | |
| | | | | | | | | | 272 A | Milwaukee | 3 4 | |
| | | | | | | | | | 272 A | Milwaukee | 2 8 | |
| | | | | | | | | | 292 A | Youngstown St. | 0 5 | |
| | | | | | | | | | 292 A | Youngstown St. | 4 5 | |
| | | | | | | | | | 292 A | Youngstown St. | 4 1 | |
| LAST 15 GAMES | | | | | | | | | | | | |
| | | | 86 H | Wright St. | 6 17 | 247 H | Ill.-Chicago | 6 16 | | | | |
| | | | 86 H | Wright St. | 8 11 | 247 H | Ill.-Chicago | 1 11 | | | | |
| | | | 86 H | Wright St. | 6 8 | 101 A | Central Mich. | 14 8 | | | | |
| | | | 292 A | Youngstown St. | 0 5 | | | | | | | |
| | | | 292 A | Youngstown St. | 4 1 | | | | | | | |

Non-Div. I Games:

Oakland

| | | |
|----------------------|----|---|
| 292 A Youngstown St. | 4 | 5 |
| 247 H Ill.-Chicago | 15 | 3 |

O
a
k
l
a
n
d

O
a
k
l
a
n
d

| Average RPI Win: | | 213 | WON-LOST RECORD | | WINNING PCT. RANK | LAST 15 GAMES | STRENGTH OF SCHEDULE | | OPP. STRENGTH OF SCHEDULE | TEAM RPI | ADJ RPI | CONF. RPI | ADJ CONF. RPI |
|-------------------|---------------|----------|-----------------|------------------|-------------------|---------------|----------------------|-------|---------------------------|--------------------|------------|-----------|---------------|
| Average RPI Loss: | | 126 | | | | | | | | | | | |
| DIV. I ONLY | | | 10-29-0 | | .25641 288 | 2-12-0 | 126 | | 192 | 262 | .43906 260 | 15 | 17 |
| DIV. I NON-CONF. | | | 8-10-0 | | .44444 188 | 1-1-0 | 146 | | 156 | 212 | .47263 212 | 18 | 18 |
| TOTALS | | RPI 1-25 | RPI 26-50 | | W-L RECORDS | | RPI 51-100 | | RPI 101-150 | | RPI 150+ | | |
| 10-29-0 | | 1-5-0 | 0-3-0 | | OVERALL | | 0-1-0 | | 1-10-0 | | 8-10-0 | | |
| 5-16-0 | | 0-4-0 | 0-3-0 | | HOME | | 0-1-0 | | 1-7-0 | | 4-1-0 | | |
| 4-13-0 | | 1-1-0 | 0-0-0 | | AWAY | | 0-0-0 | | 0-3-0 | | 3-9-0 | | |
| 1-0-0 | | 0-0-0 | 0-0-0 | | NEUTRAL | | 0-0-0 | | 0-0-0 | | 1-0-0 | | |
| 8-10-0 | | 1-5-0 | 0-0-0 | | NON-CONFERENCE | | 0-1-0 | | 1-1-0 | | 6-3-0 | | |
| 5-7-0 | | 0-4-0 | 0-0-0 | | HOME | | 0-1-0 | | 1-1-0 | | 4-1-0 | | |
| 2-3-0 | | 1-1-0 | 0-0-0 | | AWAY | | 0-0-0 | | 0-0-0 | | 1-2-0 | | |
| 1-0-0 | | 0-0-0 | 0-0-0 | | NEUTRAL | | 0-0-0 | | 0-0-0 | | 1-0-0 | | |
| 2-19-0 | | 0-0-0 | 0-3-0 | | CONFERENCE | | 0-0-0 | | 0-9-0 | | 2-7-0 | | |
| 0-9-0 | | 0-0-0 | 0-3-0 | | HOME | | 0-0-0 | | 0-6-0 | | 0-0-0 | | |
| 2-10-0 | | 0-0-0 | 0-0-0 | | AWAY | | 0-0-0 | | 0-3-0 | | 2-7-0 | | |
| 0-0-0 | | 0-0-0 | 0-0-0 | | NEUTRAL | | 0-0-0 | | 0-0-0 | | 0-0-0 | | |
| RPI S | Opponent | Score | RPI S | Opponent | Score | RPI S | Opponent | Score | RPI S | Opponent | Score | | |
| 12 A | La.-Lafayette | 8 7 | 44 H | Sam Houston St. | 3 6 | 67 H | Southern Miss. | 7 9 | 129 A | Southeastern La. | 1 2 | | |
| 15 A | LSU | 0 2 | 44 H | Sam Houston St. | 2 7 | | | | 129 H | Southeastern La. | 3 5 | | |
| 15 H | LSU | 4 7 | 44 H | Sam Houston St. | 4 14 | | | | 129 H | Southeastern La. | 3 10 | | |
| 19 H | Indiana St. | 4 11 | | | | | | | 132 H | A&M-Corpus Christi | 2 3 | | |
| 19 H | Indiana St. | 3 10 | | | | | | | 132 H | A&M-Corpus Christi | 2 3 | | |
| 19 H | Indiana St. | 7 8 | | | | | | | 132 H | A&M-Corpus Christi | 0 1 | | |
| | | | | | | | | | 141 A | Nicholls St. | 3 4 | | |
| | | | | | | | | | 141 A | Nicholls St. | 4 7 | | |
| | | | | | | | | | 141 H | Nicholls St. | 5 8 | | |
| | | | | | | | | | 148 H | South Ala. | 4 3 | | |
| | | | | | | | | | 148 H | South Ala. | 0 5 | | |
| | | | | | | | | | 156 A | Lamar | 1 9 | | |
| | | | | | | | | | 156 A | Lamar | 1 6 | | |
| | | | | | | | | | 156 A | Lamar | 4 10 | | |
| | | | | | | | | | 172 H | Tulane | 7 3 | | |
| | | | | | | | | | 180 A | Houston Baptist | 1 6 | | |
| | | | | | | | | | 180 A | Houston Baptist | 2 1 | | |
| | | | | | | | | | 180 A | Houston Baptist | 2 9 | | |
| | | | | | | | | | 181 A | Troy | 5 3 | | |
| | | | | | | | | | 181 A | Troy | 2 3 | | |
| | | | | | | | | | 181 A | Troy | 1 3 | | |
| | | | | | | | | | 269 H | Texas Southern | 4 3 | | |
| | | | | | | | | | 269 H | Texas Southern | 1 3 | | |
| | | | | | | | | | 274 A | Incarnate Word | 10 6 | | |
| | | | | | | | | | 274 A | Incarnate Word | 0 3 | | |
| | | | | | | | | | 274 A | Incarnate Word | 1 6 | | |
| | | | | | | | | | 296 H | Alcorn | 6 3 | | |
| | | | LAST 15 GAMES | | | | | | | | | | |
| | | | 141 A | Nicholls St. | 3 4 | 156 A | Lamar | 1 6 | | | | | |
| | | | 141 H | Nicholls St. | 5 8 | 156 A | Lamar | 1 9 | | | | | |
| | | | 141 A | Nicholls St. | 4 7 | 12 A | La.-Lafayette | 8 7 | | | | | |
| | | | 129 H | Southeastern La. | 3 5 | | | | | | | | |
| | | | 129 A | Southeastern La. | 1 2 | | | | | | | | |

Non-Div. I Games: Loyola (LA) 4 1

New Orleans

| | | |
|------------------------|---|----|
| 129 H Southeastern La. | 3 | 10 |
| 156 A Lamar | 4 | 10 |

| RPI | S | Opponent | Score | |
|-----|---|-------------|-------|---|
| 296 | H | Alcorn | 10 | 5 |
| 302 | N | Southern U. | 9 | 1 |

New Orleans

N
e
w
O
r
l
e
a
n
s

N
e
w
O
r
l
e
a
n
s

| Average RPI Win: 230 | | WON-LOST RECORD | WINNING PCT. RANK | LAST 15 GAMES | STRENGTH OF SCHEDULE | OPP. STRENGTH OF SCHEDULE | TEAM RPI | ADJ RPI | | CONF. RPI | ADJ CONF. RPI | | |
|-----------------------|---|--------------------|----------------------|------------------|-------------------------|------------------------------|-------------|------------|--------|--------------|------------------|--------------|------|
| Average RPI Loss: 195 | | | | | | | | | | | | | |
| DIV. I ONLY | | 22-26-0 | .45833 | 173 | 7-8-0 | 257 | 277 | 263 | .43768 | 261 | 23 | 23 | |
| DIV. I NON-CONF. | | 13-15-0 | .46429 | 178 | 0-3-0 | 287 | 294 | 283 | .42159 | 283 | 28 | 28 | |
| <hr/> | | | | | | | | | | | | | |
| TOTALS | | RPI 1-25 | | RPI 26-50 | | W-L RECORDS | | RPI 51-100 | | RPI 101-150 | | RPI 150+ | |
| 22-26-0 | | 0-0-0 | | 0-1-0 | | OVERALL | | 0-0-0 | | 2-8-0 | | 20-17-0 | |
| 17-13-0 | | 0-0-0 | | 0-0-0 | | HOME | | 0-0-0 | | 2-4-0 | | 15-9-0 | |
| 4-11-0 | | 0-0-0 | | 0-1-0 | | AWAY | | 0-0-0 | | 0-4-0 | | 4-6-0 | |
| 1-2-0 | | 0-0-0 | | 0-0-0 | | NEUTRAL | | 0-0-0 | | 0-0-0 | | 1-2-0 | |
| 13-15-0 | | 0-0-0 | | 0-1-0 | | NON-CONFERENCE | | 0-0-0 | | 1-1-0 | | 12-13-0 | |
| 10-8-0 | | 0-0-0 | | 0-0-0 | | HOME | | 0-0-0 | | 1-1-0 | | 9-7-0 | |
| 2-5-0 | | 0-0-0 | | 0-0- | | AWAY | | 0-0-0 | | 0-0-0 | | 2-4-0 | |
| 1-2-0 | | 0-0-0 | | 0-0-0 | | NEUTRAL | | 0-0-0 | | 0-0-0 | | 1-2-0 | |
| 9-11-0 | | 0-0-0 | | 0-0-0 | | CONFERENCE | | 0-0-0 | | 1-7-0 | | 8-4-0 | |
| 7-5-0 | | 0-0-0 | | 0-0-0 | | HOME | | 0-0-0 | | 1-3-0 | | 6-2-0 | |
| 2-6-0 | | 0-0-0 | | 0-0-0 | | AWAY | | 0-0-0 | | 0-4-0 | | 2-2-0 | |
| 0-0-0 | | 0-0-0 | | 0-0-0 | | NEUTRAL | | 0-0-0 | | 0-0-0 | | 0-0-0 | |
| RPI | S | Opponent | Score | RPI | S | Opponent | Score | RPI | S | Opponent | Score | | |
| | | | | 37 | A | Maryland | 4 11 | | | 125 | H | Towson | 2 3 |
| | | | | | | | | | | 130 | A | Bucknell | 2 5 |
| | | | | | | | | | | 130 | A | Bucknell | 0 1 |
| | | | | | | | | | | 130 | A | Bucknell | 1 4 |
| | | | | | | | | | | 130 | A | Bucknell | 1 2 |
| | | | | | | | | | | 136 | H | Army | 0 1 |
| | | | | | | | | | | 136 | H | Army | 4 5 |
| | | | | | | | | | | 136 | H | Army | 1 2 |
| | | | | | | | | | | 136 | H | Army | 4 0 |
| | | | | | | | | | | 146 | H | Penn | 2 1 |
| | | | | | | | | | | 202 | N | Air Force | 1 9 |
| | | | | | | | | | | 202 | N | Air Force | 0 2 |
| | | | | | | | | | | 202 | N | Air Force | 3 0 |
| | | | | | | | | | | 216 | A | Florida A&M | 2 0 |
| | | | | | | | | | | 216 | A | Florida A&M | 3 7 |
| | | | | | | | | | | 216 | A | Florida A&M | 2 3 |
| | | | | | | | | | | 219 | H | Cornell | 2 4 |
| | | | | | | | | | | 219 | H | Cornell | 4 2 |
| | | | | | | | | | | 219 | H | Cornell | 2 3 |
| | | | | | | | | | | 220 | H | Holy Cross | 1 6 |
| | | | | | | | | | | 220 | H | Holy Cross | 13 2 |
| | | | | | | | | | | 220 | H | Holy Cross | 3 1 |
| | | | | | | | | | | 220 | H | Holy Cross | 3 6 |
| | | | | | | | | | | 228 | H | Monmouth | 4 3 |
| | | | | | | | | | | 233 | A | Delaware St. | 8 13 |
| | | | | | | | | | | 233 | H | Delaware St. | 12 1 |
| | | | | | | | | | | 234 | H | Princeton | 9 4 |
| <hr/> | | | | | | | | | | | | | |
| | | | | LAST 15 GAMES | | | | | | | | | |
| | | | | 136 | H | Army | 4 5 | 248 | H | Lehigh | 7 2 | | |
| | | | | 136 | H | Army | 0 1 | 248 | H | Lehigh | 3 2 | | |
| | | | | 136 | H | Army | 1 2 | 37 | A | Maryland | 4 11 | | |
| | | | | 136 | H | Army | 4 0 | | | | | | |
| | | | | 233 | A | Delaware St. | 8 13 | | | | | | |

Non-Div. I Games: Washington Col. 9 3

Navy

| | | |
|--------------|---|---|
| 248 H Lehigh | 4 | 1 |
| 248 H Lehigh | 2 | 1 |

| RPI | S | Opponent | Score | |
|-----|---|------------|-------|----|
| 234 | H | Princeton | 8 | 2 |
| 234 | H | Princeton | 2 | 4 |
| 234 | H | Princeton | 0 | 1 |
| 243 | H | Quinnipiac | 8 | 4 |
| 243 | H | Quinnipiac | 3 | 4 |
| 243 | H | Quinnipiac | 3 | 2 |
| 243 | H | Quinnipiac | 15 | 0 |
| 246 | A | Lafayette | 6 | 0 |
| 246 | A | Lafayette | 4 | 5 |
| 246 | A | Lafayette | 7 | 9 |
| 246 | A | Lafayette | 9 | 8 |
| 248 | H | Lehigh | 3 | 2 |
| 248 | H | Lehigh | 7 | 2 |
| 248 | H | Lehigh | 2 | 1 |
| 248 | H | Lehigh | 4 | 1 |
| 268 | A | UMBC | 9 | 7 |
| 268 | H | UMBC | 3 | 8 |
| 285 | A | UMES | 7 | 8 |
| 285 | H | UMES | 4 | 10 |
| 299 | H | Coppin St. | 6 | 5 |

N
a
v
y

N
a
v
y

Navy

| Average RPI Win: 225 | | WON-LOST | WINNING | LAST 15 | STRENGTH OF | | OPP. STRENGTH | TEAM | ADJ | CONF. | ADJ CONF. |
|-----------------------|----------|----------|-----------|----------------|-------------|-------|---------------|-------|-------------|--------------|-----------|
| Average RPI Loss: 168 | | RECORD | PCT. RANK | GAMES | SCHEDULE | | OF SCHEDULE | RPI | RPI | RPI | RPI |
| DIV. I ONLY | | 10-30-0 | .25 | 290 | 5-10-0 | | 115 | 298 | 264 | .43744 | 262 |
| DIV. I NON-CONF. | | 5-21-0 | .19231 | 282 | 0-7-0 | | 65 | 299 | 249 | .44949 | 248 |
| TOTALS | | RPI 1-25 | RPI 26-50 | | W-L RECORDS | | RPI 51-100 | | RPI 101-150 | | RPI 150+ |
| 10-30-0 | 0-0-0 | 0-0-0 | | OVERALL | | 0-8-0 | | 2-6-0 | | 8-16-0 | |
| 5-4-0 | 0-0-0 | 0-0-0 | | HOME | | 0-0-0 | | 0-0-0 | | 5-4-0 | |
| 2-23-0 | 0-0-0 | 0-0-0 | | AWAY | | 0-8-0 | | 1-5-0 | | 1-10-0 | |
| 3-3-0 | 0-0-0 | 0-0-0 | | NEUTRAL | | 0-0-0 | | 1-1-0 | | 2-2-0 | |
| 5-21-0 | 0-0-0 | 0-0-0 | | NON-CONFERENCE | | 0-5-0 | | 2-6-0 | | 3-10-0 | |
| 0-1-0 | 0-0-0 | 0-0-0 | | HOME | | 0-0-0 | | 0-0-0 | | 0-1-0 | |
| 2-17-0 | 0-0-0 | 0-0-0 | | AWAY | | 0-5-0 | | 1-5-0 | | 1-7-0 | |
| 3-3-0 | 0-0-0 | 0-0-0 | | NEUTRAL | | 0-0-0 | | 1-1-0 | | 2-2-0 | |
| 5-9-0 | 0-0-0 | 0-0-0 | | CONFERENCE | | 0-3-0 | | 0-0-0 | | 5-6-0 | |
| 5-3-0 | 0-0-0 | 0-0-0 | | HOME | | 0-0-0 | | 0-0-0 | | 5-3-0 | |
| 0-6-0 | 0-0-0 | 0-0-0 | | AWAY | | 0-3-0 | | 0-0-0 | | 0-3-0 | |
| 0-0-0 | 0-0-0 | 0-0-0 | | NEUTRAL | | 0-0-0 | | 0-0-0 | | 0-0-0 | |
| RPI S | Opponent | Score | RPI S | Opponent | Score | RPI S | Opponent | Score | RPI S | Opponent | Score |
| | | | | | | 66 A | FIU | 2 6 | 107 A | Seton Hall | 9 8 |
| | | | | | | 66 A | FIU | 0 2 | 107 A | Seton Hall | 3 11 |
| | | | | | | 66 A | FIU | 0 15 | 119 N | UConn | 1 10 |
| | | | | | | 66 A | FIU | 1 7 | 123 A | UTSA | 0 1 |
| | | | | | | 81 A | Wake Forest | 2 8 | 123 A | UTSA | 3 15 |
| | | | | | | 100 A | Canisius | 4 11 | 123 A | UTSA | 0 14 |
| | | | | | | 100 A | Canisius | 3 9 | 126 N | Stony Brook | 7 3 |
| | | | | | | 100 A | Canisius | 8 9 | 146 A | Penn | 4 8 |
| | | | | | | | | | 175 N | Saint Louis | 5 8 |
| | | | | | | | | | 175 N | Saint Louis | 6 5 |
| | | | | | | | | | 177 H | Fairfield | 2 8 |
| | | | | | | | | | 177 H | Fairfield | 4 7 |
| | | | | | | | | | 209 A | LIU Brooklyn | 5 11 |
| | | | | | | | | | 211 A | Wagner | 7 13 |
| | | | | | | | | | 228 H | Monmouth | 7 6 |
| | | | | | | | | | 228 H | Monmouth | 8 7 |
| | | | | | | | | | 228 H | Monmouth | 7 9 |
| | | | | | | | | | 233 A | Delaware St. | 3 6 |
| | | | | | | | | | 233 A | Delaware St. | 6 8 |
| | | | | | | | | | 233 A | Delaware St. | 7 13 |
| | | | | | | | | | 239 A | Villanova | 4 5 |
| | | | | | | | | | 241 N | Temple | 5 3 |
| | | | | | | | | | 241 N | Temple | 1 2 |
| | | | | | | 243 A | Quinnipiac | 2 5 | 243 A | Quinnipiac | 3 9 |
| | | | | | | 211 A | Wagner | 7 13 | 243 A | Quinnipiac | 2 9 |
| | | | | | | 286 H | Rider | 6 1 | 243 A | Quinnipiac | 2 5 |
| | | | | | | | | | 286 H | Rider | 6 1 |
| LAST 15 GAMES | | | | | | | | | | | |
| | | | | | | 66 A | FIU | 0 15 | | | |
| | | | | | | 66 A | FIU | 2 6 | | | |
| | | | | | | 66 A | FIU | 0 2 | | | |
| | | | | | | 66 A | FIU | 1 7 | | | |
| | | | | | | 289 H | NJIT | 3 5 | | | |

Non-Div. I Games:

Saint Peter's

| | | |
|------------------|---|---|
| 243 A Quinnipiac | 3 | 9 |
| 243 A Quinnipiac | 2 | 9 |

| RPI | S | Opponent | Score | |
|-----|---|-------------------|-------|----|
| 286 | H | Rider | 8 | 7 |
| 286 | H | Rider | 3 | 0 |
| 287 | A | George Washington | 4 | 11 |
| 289 | A | NJIT | 6 | 3 |
| 289 | H | NJIT | 3 | 5 |

Saint Peter's

S
a
i
n
t
P
e
t
e
r
'
s

S
a
i
n
t
P
e
t
e
r
'
s

| Average RPI Win: 251 | | WON-LOST RECORD | | WINNING PCT. RANK | | LAST 15 GAMES | | STRENGTH OF SCHEDULE | | OPP. STRENGTH OF SCHEDULE | | TEAM RPI | | ADJ RPI | | CONF. RPI | | ADJ CONF. RPI | |
|----------------------|----------|-----------------|---|-------------------|----------------|----------------|----|----------------------|--------------|---------------------------|---|----------|-----------------|------------|----|-----------|--|---------------|--|
| DIV. I ONLY | | 18-26-0 | | .40909 212 | | 7-8-0 | | 288 | | 278 | | 265 | | .43473 263 | | 30 | | 30 | |
| DIV. I NON-CONF. | | 7-13-0 | | .35 229 | | 1-6-0 | | 239 | | 287 | | 263 | | .44071 263 | | 30 | | 30 | |
| TOTALS | | RPI 1-25 | | RPI 26-50 | | W-L RECORDS | | RPI 51-100 | | RPI 101-150 | | RPI 150+ | | | | | | | |
| 18-26-0 | | 0-1-0 | | 0-1-0 | | OVERALL | | 1-0-0 | | 0-0-0 | | 17-24-0 | | | | | | | |
| 7-8-0 | | 0-0-0 | | 0-0-0 | | HOME | | 0-0-0 | | 0-0-0 | | 7-8-0 | | | | | | | |
| 11-18-0 | | 0-1-0 | | 0-1-0 | | AWAY | | 1-0-0 | | 0-0-0 | | 10-16-0 | | | | | | | |
| 0-0-0 | | 0-0-0 | | 0-0-0 | | NEUTRAL | | 0-0-0 | | 0-0-0 | | 0-0-0 | | | | | | | |
| 7-13-0 | | 0-1-0 | | 0-1-0 | | NON-CONFERENCE | | 1-0-0 | | 0-0-0 | | 6-11-0 | | | | | | | |
| 4-3-0 | | 0-0-0 | | 0-0-0 | | HOME | | 0-0-0 | | 0-0-0 | | 4-3-0 | | | | | | | |
| 3-10-0 | | 0-1-0 | | 0-0- | | AWAY | | 1-0-0 | | 0-0-0 | | 2-8-0 | | | | | | | |
| 0-0-0 | | 0-0-0 | | 0-0-0 | | NEUTRAL | | 0-0-0 | | 0-0-0 | | 0-0-0 | | | | | | | |
| 11-13-0 | | 0-0-0 | | 0-0-0 | | CONFERENCE | | 0-0-0 | | 0-0-0 | | 11-13-0 | | | | | | | |
| 3-5-0 | | 0-0-0 | | 0-0-0 | | HOME | | 0-0-0 | | 0-0-0 | | 3-5-0 | | | | | | | |
| 8-8-0 | | 0-0-0 | | 0-0-0 | | AWAY | | 0-0-0 | | 0-0-0 | | 8-8-0 | | | | | | | |
| 0-0-0 | | 0-0-0 | | 0-0-0 | | NEUTRAL | | 0-0-0 | | 0-0-0 | | 0-0-0 | | | | | | | |
| RPI S | Opponent | Score | | RPI S | Opponent | Score | | RPI S | Opponent | Score | | RPI S | Opponent | Score | | | | | |
| 21 A | Mercer | 4 | 5 | 33 A | Georgia Tech | 1 | 12 | 93 A | Kennesaw St. | 7 | 5 | 164 A | Georgia St. | 6 | 12 | | | | |
| | | | | | | | | | | | | 164 H | Georgia St. | 6 | 7 | | | | |
| | | | | | | | | | | | | 182 A | North Florida | 7 | 8 | | | | |
| | | | | | | | | | | | | 182 H | North Florida | 2 | 1 | | | | |
| | | | | | | | | | | | | 215 A | Wofford | 8 | 4 | | | | |
| | | | | | | | | | | | | 216 A | Florida A&M | 5 | 6 | | | | |
| | | | | | | | | | | | | 216 A | Florida A&M | 8 | 3 | | | | |
| | | | | | | | | | | | | 216 A | Florida A&M | 8 | 9 | | | | |
| | | | | | | | | | | | | 216 H | Florida A&M | 7 | 11 | | | | |
| | | | | | | | | | | | | 216 H | Florida A&M | 2 | 3 | | | | |
| | | | | | | | | | | | | 216 H | Florida A&M | 7 | 10 | | | | |
| | | | | | | | | | | | | 231 A | Charleston So. | 0 | 7 | | | | |
| | | | | | | | | | | | | 231 A | Charleston So. | 7 | 5 | | | | |
| | | | | | | | | | | | | 231 H | Charleston So. | 5 | 10 | | | | |
| | | | | | | | | | | | | 231 H | Charleston So. | 9 | 5 | | | | |
| | | | | | | | | | | | | 236 A | Presbyterian | 5 | 9 | | | | |
| | | | | | | | | | | | | 236 A | Presbyterian | 0 | 4 | | | | |
| | | | | | | | | | | | | 237 A | Bethune-Cookman | 3 | 4 | | | | |
| | | | | | | | | | | | | 237 A | Bethune-Cookman | 5 | 0 | | | | |
| | | | | | | | | | | | | 237 A | Bethune-Cookman | 1 | 5 | | | | |
| | | | | | | | | | | | | 273 A | Norfolk St. | 4 | 14 | | | | |
| | | | | | | | | | | | | 273 A | Norfolk St. | 5 | 3 | | | | |
| | | | | | | | | | | | | 273 A | Norfolk St. | 4 | 1 | | | | |
| | | | | | | | | | | | | 273 A | Norfolk St. | 0 | 2 | | | | |
| | | | | | | | | | | | | 275 A | Jackson St. | 3 | 4 | | | | |
| | | | | | | | | | | | | 275 A | Jackson St. | 4 | 8 | | | | |
| | | | | | | | | | | | | 275 A | Jackson St. | 2 | 6 | | | | |
| | | | | LAST 15 GAMES | | | | | | | | | | | | | | | |
| | | | | 280 A | N.C. A&T | 13 | 11 | 216 A | Florida A&M | 8 | 9 | 273 A | Norfolk St. | 4 | 1 | | | | |
| | | | | 280 A | N.C. A&T | 2 | 1 | 216 A | Florida A&M | 8 | 3 | 273 A | Norfolk St. | 0 | 2 | | | | |
| | | | | 280 A | N.C. A&T | 17 | 7 | 216 A | Florida A&M | 5 | 6 | 275 A | Jackson St. | 3 | 4 | | | | |
| | | | | 164 A | Georgia St. | 6 | 12 | | | | | 275 A | Jackson St. | 4 | 8 | | | | |
| | | | | 231 A | Charleston So. | 0 | 7 | | | | | 275 A | Jackson St. | 2 | 6 | | | | |

Non-Div. I Games:

Savannah St.

Savannah St.

| | | |
|--------------------|---|---|
| 284 H N.C. Central | 5 | 3 |
| 284 H N.C. Central | 6 | 3 |

Through Games Of April 27, 2014

| RPI | S | Opponent | Score | |
|-----|---|--------------|-------|----|
| 280 | A | N.C. A&T | 2 | 1 |
| 280 | A | N.C. A&T | 13 | 11 |
| 280 | A | N.C. A&T | 17 | 7 |
| 280 | H | N.C. A&T | 10 | 0 |
| 280 | H | N.C. A&T | 1 | 15 |
| 280 | H | N.C. A&T | 3 | 4 |
| 284 | A | N.C. Central | 5 | 4 |
| 284 | A | N.C. Central | 4 | 5 |
| 284 | A | N.C. Central | 8 | 9 |
| 284 | H | N.C. Central | 6 | 3 |
| 284 | H | N.C. Central | 5 | 3 |
| 293 | H | Chicago St. | 5 | 14 |
| 293 | H | Chicago St. | 7 | 5 |
| 293 | H | Chicago St. | 7 | 4 |

Savannah St.

S
a
v
a
n
n
a
h
S
t
.

S
a
v
a
n
n
a
h
S
t
.

| Average RPI Win: | 201 | WON-LOST | WINNING | LAST 15 | STRENGTH OF | OPP. STRENGTH | TEAM | ADJ | CONF. | ADJ CONF. | | |
|-------------------|----------|-----------|-----------|----------------|-------------|---------------|-------|-------------|--------|---------------|-------|----|
| Average RPI Loss: | 149 | RECORD | PCT. RANK | GAMES | SCHEDULE | OF SCHEDULE | RPI | RPI | RPI | RPI | | |
| DIV. I ONLY | | 12-32-0 | .27273 | 285 | 3-12-0 | 191 | 182 | 266 | .43324 | 264 | 16 | 15 |
| DIV. I NON-CONF. | | 8-16-0 | .33333 | 239 | 2-2-0 | 238 | 144 | 264 | .44011 | 264 | 19 | 19 |
| <hr/> | | | | | | | | | | | | |
| TOTALS | RPI 1-25 | RPI 26-50 | | W-L RECORDS | | RPI 51-100 | | RPI 101-150 | | RPI 150+ | | |
| 12-32-0 | 0-3-0 | 0-0-0 | | OVERALL | | 1-8-0 | | 0-1-0 | | 11-20-0 | | |
| 7-12-0 | 0-0-0 | 0-0-0 | | HOME | | 1-1-0 | | 0-1-0 | | 6-10-0 | | |
| 5-20-0 | 0-3-0 | 0-0-0 | | AWAY | | 0-7-0 | | 0-0-0 | | 5-10-0 | | |
| 0-0-0 | 0-0-0 | 0-0-0 | | NEUTRAL | | 0-0-0 | | 0-0-0 | | 0-0-0 | | |
| 8-16-0 | 0-0-0 | 0-0-0 | | NON-CONFERENCE | | 1-5-0 | | 0-1-0 | | 7-10-0 | | |
| 4-7-0 | 0-0-0 | 0-0-0 | | HOME | | 1-1-0 | | 0-1-0 | | 3-5-0 | | |
| 4-9-0 | 0-0-0 | 0-0- | | AWAY | | 0-4-0 | | 0-0-0 | | 4-5-0 | | |
| 0-0-0 | 0-0-0 | 0-0-0 | | NEUTRAL | | 0-0-0 | | 0-0-0 | | 0-0-0 | | |
| 4-16-0 | 0-3-0 | 0-0-0 | | CONFERENCE | | 0-3-0 | | 0-0-0 | | 4-10-0 | | |
| 3-5-0 | 0-0-0 | 0-0-0 | | HOME | | 0-0-0 | | 0-0-0 | | 3-5-0 | | |
| 1-11-0 | 0-3-0 | 0-0-0 | | AWAY | | 0-3-0 | | 0-0-0 | | 1-5-0 | | |
| 0-0-0 | 0-0-0 | 0-0-0 | | NEUTRAL | | 0-0-0 | | 0-0-0 | | 0-0-0 | | |
| RPI | S | Opponent | Score | RPI | S | Opponent | Score | RPI | S | Opponent | Score | |
| 22 | A | Liberty | 4 7 | | | | | 58 | A | Western Caro. | 1 4 | |
| 22 | A | Liberty | 3 4 | | | | | 58 | H | Western Caro. | 3 9 | |
| 22 | A | Liberty | 2 4 | | | | | 76 | A | Campbell | 0 3 | |
| | | | | | | | | 76 | A | Campbell | 1 7 | |
| | | | | | | | | 76 | A | Campbell | 3 9 | |
| | | | | | | | | 88 | A | Western Ky. | 5 8 | |
| | | | | | | | | 88 | A | Western Ky. | 4 6 | |
| | | | | | | | | 88 | A | Western Ky. | 2 13 | |
| | | | | | | | | 91 | H | Davidson | 12 10 | |
| | | | | | | | | | | | | |
| | | | | | | | | | | | | |
| | | | | | | | | | | | | |
| | | | | | | | | | | | | |
| | | | | | | | | | | | | |
| | | | | | | | | | | | | |
| | | | | | | | | | | | | |
| | | | | | | | | | | | | |
| | | | | | | | | | | | | |
| | | | | | | | | | | | | |
| | | | | | | | | | | | | |
| | | | | | | | | | | | | |
| | | | | | | | | | | | | |
| | | | | | | | | | | | | |
| | | | | | | | | | | | | |
| | | | | | | | | | | | | |
| | | | | | | | | | | | | |
| | | | | | | | | | | | | |
| | | | | | | | | | | | | |
| | | | | | | | | | | | | |
| | | | | | | | | | | | | |
| | | | | | | | | | | | | |
| | | | | | | | | | | | | |
| | | | | | | | | | | | | |
| | | | | | | | | | | | | |
| | | | | | | | | | | | | |
| | | | | | | | | | | | | |
| | | | | | | | | | | | | |
| | | | | | | | | | | | | |
| | | | | | | | | | | | | |
| | | | | | | | | | | | | |
| | | | | | | | | | | | | |
| | | | | | | | | | | | | |
| | | | | | | | | | | | | |
| | | | | | | | | | | | | |
| | | | | | | | | | | | | |
| | | | | | | | | | | | | |
| | | | | | | | | | | | | |
| | | | | | | | | | | | | |
| | | | | | | | | | | | | |
| | | | | | | | | | | | | |
| | | | | | | | | | | | | |
| | | | | | | | | | | | | |
| | | | | | | | | | | | | |
| | | | | | | | | | | | | |
| | | | | | | | | | | | | |
| | | | | | | | | | | | | |
| | | | | | | | | | | | | |
| | | | | | | | | | | | | |
| | | | | | | | | | | | | |
| | | | | | | | | | | | | |
| | | | | | | | | | | | | |
| | | | | | | | | | | | | |
| | | | | | | | | | | | | |
| | | | | | | | | | | | | |
| | | | | | | | | | | | | |
| | | | | | | | | | | | | |
| | | | | | | | | | | | | |
| | | | | | | | | | | | | |
| | | | | | | | | | | | | |
| | | | | | | | | | | | | |
| | | | | | | | | | | | | |
| | | | | | | | | | | | | |
| | | | | | | | | | | | | |
| | | | | | | | | | | | | |
| | | | | | | | | | | | | |
| | | | | | | | | | | | | |
| | | | | | | | | | | | | |
| | | | | | | | | | | | | |

Non-Div. I Games:

UNC Asheville

| | | | | |
|-----|---|----------------|---|---|
| 231 | H | Charleston So. | 1 | 9 |
| 254 | H | USC Upstate | 9 | 4 |

| RPI | S | Opponent | Score | |
|-----|---|--------------|-------|---|
| 236 | A | Presbyterian | 6 | 9 |
| 236 | A | Presbyterian | 0 | 7 |
| 254 | A | USC Upstate | 2 | 1 |
| 254 | H | USC Upstate | 9 | 4 |
| 284 | H | N.C. Central | 8 | 4 |

UNC Asheville

U
N
C
A
s
h
e
v
i
l
l
e

U
N
C
A
s
h
e
v
i
l
l
e

| Average RPI Win: | 230 | WON-LOST RECORD | WINNING PCT. RANK | LAST 15 GAMES | STRENGTH OF SCHEDULE | OPP. STRENGTH OF SCHEDULE | TEAM RPI | ADJ RPI | CONF. RPI | ADJ CONF. RPI | |
|-------------------|----------|-----------------|-------------------|----------------|----------------------|---------------------------|----------|-------------|-----------|---------------------|-------|
| Average RPI Loss: | 173 | | | | | | | | | | |
| DIV. I ONLY | 10-25-0 | .28571 | 279 | 6-9-0 | 188 | 290 | 267 | .43312 | 265 | 24 | 24 |
| DIV. I NON-CONF. | 6-13-0 | .31579 | 251 | 2-2-0 | 291 | 296 | 294 | .40039 | 292 | 25 | 25 |
| <hr/> | | | | | | | | | | | |
| TOTALS | RPI 1-25 | RPI 26-50 | | W-L RECORDS | | RPI 51-100 | | RPI 101-150 | | RPI 150+ | |
| 10-25-0 | 0-0-0 | 0-0-0 | | OVERALL | | 1-8-0 | | 0-1-0 | | 9-16-0 | |
| 2-8-0 | 0-0-0 | 0-0-0 | | HOME | | 1-1-0 | | 0-0-0 | | 1-7-0 | |
| 7-9-0 | 0-0-0 | 0-0-0 | | AWAY | | 0-5-0 | | 0-0-0 | | 7-4-0 | |
| 1-8-0 | 0-0-0 | 0-0-0 | | NEUTRAL | | 0-2-0 | | 0-1-0 | | 1-5-0 | |
| 6-13-0 | 0-0-0 | 0-0-0 | | NON-CONFERENCE | | 1-3-0 | | 0-1-0 | | 5-9-0 | |
| 1-4-0 | 0-0-0 | 0-0-0 | | HOME | | 1-1-0 | | 0-0-0 | | 0-3-0 | |
| 4-1-0 | 0-0-0 | 0-0- | | AWAY | | 0-0-0 | | 0-0-0 | | 4-1-0 | |
| 1-8-0 | 0-0-0 | 0-0-0 | | NEUTRAL | | 0-2-0 | | 0-1-0 | | 1-5-0 | |
| 4-12-0 | 0-0-0 | 0-0-0 | | CONFERENCE | | 0-5-0 | | 0-0-0 | | 4-7-0 | |
| 1-4-0 | 0-0-0 | 0-0-0 | | HOME | | 0-0-0 | | 0-0-0 | | 1-4-0 | |
| 3-8-0 | 0-0-0 | 0-0-0 | | AWAY | | 0-5-0 | | 0-0-0 | | 3-3-0 | |
| 0-0-0 | 0-0-0 | 0-0-0 | | NEUTRAL | | 0-0-0 | | 0-0-0 | | 0-0-0 | |
| RPI | S | Opponent | Score | RPI | S | Opponent | Score | RPI | S | Opponent | Score |
| | | | | | | | | | | | |
| | | | | | | 53 A VCU | 2 3 | | | 101 N Central Mich. | 0 5 |
| | | | | | | 53 A VCU | 5 17 | | | 168 H Binghamton | 2 7 |
| | | | | | | 53 A VCU | 0 7 | | | 174 A George Mason | 1 6 |
| | | | | | | 57 N Kansas | 4 9 | | | 174 A George Mason | 8 6 |
| | | | | | | 75 A Saint Joseph's | 3 16 | | | 174 A George Mason | 3 8 |
| | | | | | | 75 A Saint Joseph's | 3 15 | | | 175 H Saint Louis | 2 3 |
| | | | | | | 94 N Iowa | 0 2 | | | 175 H Saint Louis | 8 7 |
| | | | | | | 97 H Buffalo | 3 4 | | | 198 N Northeastern | 2 7 |
| | | | | | | 97 H Buffalo | 6 4 | | | 199 N Omaha | 2 6 |
| | | | | | | | | | | 217 N Western Mich. | 1 5 |
| | | | | | | | | | | 222 A Dayton | 1 5 |
| | | | | | | | | | | 222 A Dayton | 10 9 |
| | | | | | | | | | | 222 A Dayton | 13 4 |
| | | | | | | | | | | 248 N Lehigh | 6 4 |
| | | | | | | | | | | 250 H Fordham | 1 8 |
| | | | | | | | | | | 250 H Fordham | 8 15 |
| | | | | | | | | | | 250 H Fordham | 8 14 |
| | | | | | | | | | | 272 N Milwaukee | 3 14 |
| | | | | | | | | | | 277 A Niagara | 12 7 |
| | | | | | | | | | | 277 A Niagara | 1 2 |
| | | | | | | | | | | 277 H Niagara | 2 3 |
| | | | | | | | | | | 277 H Niagara | 0 2 |
| | | | | | | | | | | 293 N Chicago St. | 4 5 |
| | | | | | | | | | | 295 A Ohio | 6 4 |
| | | | | | | | | | | 295 A Ohio | 24 6 |
| | | | | | | | | | | 295 A Ohio | 14 3 |
| | | | | | | | | | | | |
| | | | | | | | | | | | |
| | | | | | | | | | | | |
| | | | | | | | | | | | |
| | | | | | | | | | | | |
| | | | | | | | | | | | |
| | | | | | | | | | | | |
| | | | | | | | | | | | |
| | | | | | | | | | | | |
| | | | | | | | | | | | |
| | | | | | | | | | | | |
| | | | | | | | | | | | |
| | | | | | | | | | | | |
| | | | | | | | | | | | |
| | | | | | | | | | | | |
| | | | | | | | | | | | |
| | | | | | | | | | | | |
| | | | | | | | | | | | |
| | | | | | | | | | | | |
| | | | | | | | | | | | |
| | | | | | | | | | | | |
| | | | | | | | | | | | |
| | | | | | | | | | | | |
| | | | | | | | | | | | |
| | | | | | | | | | | | |
| | | | | | | | | | | | |
| | | | | | | | | | | | |
| | | | | | | | | | | | |
| | | | | | | | | | | | |
| | | | | | | | | | | | |
| | | | | | | | | | | | |
| | | | | | | | | | | | |
| | | | | | | | | | | | |
| | | | | | | | | | | | |
| | | | | | | | | | | | |
| | | | | | | | | | | | |
| | | | | | | | | | | | |
| | | | | | | | | | | | |
| | | | | | | | | | | | |
| | | | | | | | | | | | |
| | | | | | | | | | | | |
| | | | | | | | | | | | |
| | | | | | | | | | | | |
| | | | | | | | | | | | |
| | | | | | | | | | | | |
| | | | | | | | | | | | |
| | </ | | | | | | | | | | |

Non-Div. I Games:

St. Bonaventure

| | | |
|---------------|---|----|
| 250 H Fordham | 8 | 15 |
| 250 H Fordham | 1 | 8 |

S
t
.
B
o
n
a
v
e
n
t
u
r
e

S
t
.
B
o
n
a
v
e
n
t
u
r
e

| | | | | | | | | | | | | | | | | | | | |
|----------------------|------------|-------------------|----|-------------------|-------------------|-------------------|----|----------------------|-----------------|---------------------------|---|----------|-------------------|--------------|----|-------------------|---|---------------|--|
| Average RPI Win: 221 | | WON-LOST RECORD | | WINNING PCT. RANK | | LAST 15 GAMES | | STRENGTH OF SCHEDULE | | OPP. STRENGTH OF SCHEDULE | | TEAM RPI | | ADJ RPI | | CONF. RPI | | ADJ CONF. RPI | |
| DIV. I ONLY | | 10-22-0 | | .3125 271 | | 3-11-0 | | 159 | | 181 | | 251 | | .43197 266 | | 15 | | 17 | |
| DIV. I NON-CONF. | | 5-11-0 | | .3125 253 | | 0-2-0 | | 147 | | 172 | | 235 | | .44593 253 | | 18 | | 18 | |
| TOTALS | | RPI 1-25 | | RPI 26-50 | | W-L RECORDS | | RPI 51-100 | | RPI 101-150 | | RPI 150+ | | | | | | | |
| 10-22-0 | | 0-2-0 | | 0-5-0 | | OVERALL | | 0-2-0 | | 1-3-0 | | 9-10-0 | | | | | | | |
| 7-7-0 | | 0-0-0 | | 0-0-0 | | HOME | | 0-0-0 | | 0-2-0 | | 7-5-0 | | | | | | | |
| 3-13-0 | | 0-2-0 | | 0-5-0 | | AWAY | | 0-2-0 | | 1-0-0 | | 2-4-0 | | | | | | | |
| 0-2-0 | | 0-0-0 | | 0-0-0 | | NEUTRAL | | 0-0-0 | | 0-1-0 | | 0-1-0 | | | | | | | |
| 5-11-0 | | 0-2-0 | | 0-2-0 | | NON-CONFERENCE | | 0-2-0 | | 1-2-0 | | 4-3-0 | | | | | | | |
| 3-1-0 | | 0-0-0 | | 0-0-0 | | HOME | | 0-0-0 | | 0-1-0 | | 3-0-0 | | | | | | | |
| 2-8-0 | | 0-2-0 | | 0-0- | | AWAY | | 0-2-0 | | 1-0-0 | | 1-2-0 | | | | | | | |
| 0-2-0 | | 0-0-0 | | 0-0-0 | | NEUTRAL | | 0-0-0 | | 0-1-0 | | 0-1-0 | | | | | | | |
| 5-11-0 | | 0-0-0 | | 0-3-0 | | CONFERENCE | | 0-0-0 | | 0-1-0 | | 5-7-0 | | | | | | | |
| 4-6-0 | | 0-0-0 | | 0-0-0 | | HOME | | 0-0-0 | | 0-1-0 | | 4-5-0 | | | | | | | |
| 1-5-0 | | 0-0-0 | | 0-3-0 | | AWAY | | 0-0-0 | | 0-0-0 | | 1-2-0 | | | | | | | |
| 0-0-0 | | 0-0-0 | | 0-0-0 | | NEUTRAL | | 0-0-0 | | 0-0-0 | | 0-0-0 | | | | | | | |
| RPI S | Opponent | Score | | RPI S | Opponent | Score | | RPI S | Opponent | Score | | RPI S | Opponent | Score | | | | | |
| 11 A | Texas Tech | 2 | 19 | 38 A | Texas A&M | 2 | 20 | 89 A | Oklahoma | 1 | 3 | 102 H | Central Ark. | 4 | 6 | | | | |
| 11 A | Texas Tech | 2 | 6 | 40 A | Oklahoma St. | 7 | 15 | 89 A | Oklahoma | 1 | 4 | 109 H | Missouri St. | 0 | 12 | | | | |
| | | | | 44 A | Sam Houston St. | 0 | 7 | | | | | 109 N | Missouri St. | 3 | 12 | | | | |
| | | | | 44 A | Sam Houston St. | 3 | 8 | | | | | 143 A | Texas-Arlington | 2 | 1 | | | | |
| | | | | 44 A | Sam Houston St. | 2 | 3 | | | | | 153 H | Grand Canyon | 3 | 2 | | | | |
| | | | | | | | | | | | | 156 H | Lamar | 4 | 6 | | | | |
| | | | | | | | | | | | | 156 H | Lamar | 7 | 16 | | | | |
| | | | | | | | | | | | | 156 H | Lamar | 4 | 5 | | | | |
| | | | | | | | | | | | | 162 H | Stephen F. Austin | 3 | 0 | | | | |
| | | | | | | | | | | | | 162 H | Stephen F. Austin | 8 | 6 | | | | |
| | | | | | | | | | | | | 162 H | Stephen F. Austin | 8 | 12 | | | | |
| | | | | | | | | | | | | 167 N | Utah | 8 | 9 | | | | |
| | | | | | | | | | | | | 180 A | Houston Baptist | 3 | 6 | | | | |
| | | | | | | | | | | | | 180 A | Houston Baptist | 4 | 2 | | | | |
| | | | | | | | | | | | | 180 A | Houston Baptist | 0 | 3 | | | | |
| | | | | | | | | | | | | 274 H | Incarnate Word | 4 | 1 | | | | |
| | | | | | | | | | | | | 274 H | Incarnate Word | 4 | 2 | | | | |
| | | | | | | | | | | | | 274 H | Incarnate Word | 3 | 11 | | | | |
| | | | | | | | | | | | | 281 A | Alabama A&M | 1 | 7 | | | | |
| | | | | | | | | | | | | 281 A | Alabama A&M | 13 | 12 | | | | |
| | | | | | | | | | | | | 281 A | Alabama A&M | 8 | 9 | | | | |
| | | | | | | | | | | | | 289 H | NJIT | 6 | 5 | | | | |
| | | | | | | | | | | | | 289 H | NJIT | 10 | 1 | | | | |
| LAST 15 GAMES | | | | | | | | | | | | | | | | | | | |
| | | | | 180 A | Houston Baptist | 3 | 6 | 44 A | Sam Houston St. | 0 | 7 | | | | | | | | |
| | | | | 180 A | Houston Baptist | 0 | 3 | 44 A | Sam Houston St. | 2 | 3 | | | | | | | | |
| | | | | 180 A | Houston Baptist | 4 | 2 | 44 A | Sam Houston St. | 3 | 8 | | | | | | | | |
| | | | | 162 H | Stephen F. Austin | 3 | 0 | | | | | | | | | | | | |
| | | | | 162 H | Stephen F. Austin | 8 | 6 | | | | | | | | | | | | |
| Non-Div. I Games: | | Texas Col. | | 6 | 1 | Texas Col. | | 10 | 0 | Arlington Baptist | | 4 | 2 | East Central | | 5 | 9 | | |
| | | Arlington Baptist | | 12 | 2 | Arlington Baptist | | 14 | 4 | East Central | | 3 | 8 | McMurry | | Abilene Christian | 4 | 7 | |

| | | | | |
|-----|---|-------------------|---|----|
| 162 | H | Stephen F. Austin | 8 | 12 |
| 38 | A | Texas A&M | 2 | 20 |

A
b
i
l
e
n
e
C
h
r
i
s
t
i
a
n

A
b
i
l
e
n
e
C
h
r
i
s
t
i
a
n

| Average RPI Win: 230 | | WON-LOST | WINNING | LAST 15 | STRENGTH OF | | OPP. STRENGTH | TEAM | ADJ | | CONF. | ADJ CONF. |
|-----------------------|----------|----------|-----------|----------|----------------|-------|-------------------|-------|-------------|-------------------|----------|-----------|
| Average RPI Loss: 183 | | RECORD | PCT. RANK | GAMES | SCHEDULE | | OF SCHEDULE | RPI | RPI | | RPI | RPI |
| DIV. I ONLY | | 12-23-0 | .34286 | 249 | 6-9-0 | | 195 | 296 | 268 | | .43183 | 267 |
| DIV. I NON-CONF. | | 9-14-0 | .3913 | 212 | 3-3-0 | | 136 | 302 | 244 | | .45486 | 243 |
| TOTALS | | RPI 1-25 | RPI 26-50 | | W-L RECORDS | | RPI 51-100 | | RPI 101-150 | | RPI 150+ | |
| 12-23-0 | | 0-0-0 | 0-0-0 | | OVERALL | | 0-1-0 | | 2-7-0 | | 10-15-0 | |
| 7-11-0 | | 0-0-0 | 0-0-0 | | HOME | | 0-0-0 | | 2-3-0 | | 5-8-0 | |
| 4-11-0 | | 0-0-0 | 0-0-0 | | AWAY | | 0-1-0 | | 0-4-0 | | 4-6-0 | |
| 1-1-0 | | 0-0-0 | 0-0-0 | | NEUTRAL | | 0-0-0 | | 0-0-0 | | 1-1-0 | |
| 9-14-0 | | 0-0-0 | 0-0-0 | | NON-CONFERENCE | | 0-1-0 | | 0-5-0 | | 9-8-0 | |
| 5-5-0 | | 0-0-0 | 0-0-0 | | HOME | | 0-0-0 | | 0-1-0 | | 5-4-0 | |
| 3-8-0 | | 0-0-0 | 0-0- | | AWAY | | 0-1-0 | | 0-4-0 | | 3-3-0 | |
| 1-1-0 | | 0-0-0 | 0-0-0 | | NEUTRAL | | 0-0-0 | | 0-0-0 | | 1-1-0 | |
| 3-9-0 | | 0-0-0 | 0-0-0 | | CONFERENCE | | 0-0-0 | | 2-2-0 | | 1-7-0 | |
| 2-6-0 | | 0-0-0 | 0-0-0 | | HOME | | 0-0-0 | | 2-2-0 | | 0-4-0 | |
| 1-3-0 | | 0-0-0 | 0-0-0 | | AWAY | | 0-0-0 | | 0-0-0 | | 1-3-0 | |
| 0-0-0 | | 0-0-0 | 0-0-0 | | NEUTRAL | | 0-0-0 | | 0-0-0 | | 0-0-0 | |
| RPI S | Opponent | Score | RPI S | Opponent | Score | RPI S | Opponent | Score | RPI S | Opponent | Score | |
| | | | | | | 91 A | Davidson | 2 4 | 107 A | Seton Hall | 1 3 | |
| | | | | | | | | | 107 A | Seton Hall | 1 5 | |
| | | | | | | | | | 107 H | Seton Hall | 5 10 | |
| | | | | | | | | | 115 A | St. John's (NY) | 4 10 | |
| | | | | | | | | | 136 A | Army | 3 7 | |
| | | | | | | | | | 140 H | Central Conn. St. | 5 6 | |
| | | | | | | | | | 140 H | Central Conn. St. | 0 3 | |
| | | | | | | | | | 140 H | Central Conn. St. | 3 1 | |
| | | | | | | | | | 140 H | Central Conn. St. | 9 0 | |
| | | | | | | | | | 162 H | Sacred Heart | 7 9 | |
| | | | | | | | | | 162 H | Sacred Heart | 2 3 | |
| | | | | | | | | | 162 H | Sacred Heart | 2 4 | |
| | | | | | | | | | 162 H | Sacred Heart | 2 6 | |
| | | | | | | | | | 183 A | Morehead St. | 7 8 | |
| | | | | | | | | | 183 A | Morehead St. | 10 5 | |
| | | | | | | | | | 183 A | Morehead St. | 5 3 | |
| | | | | | | | | | 211 A | Wagner | 7 3 | |
| | | | | | | | | | 211 A | Wagner | 1 5 | |
| | | | | | | | | | 211 A | Wagner | 0 1 | |
| | | | | | | | | | 211 A | Wagner | 5 12 | |
| | | | | | | | | | 228 A | Monmouth | 0 10 | |
| | | | | | | | | | 246 H | Lafayette | 0 8 | |
| | | | | | | | | | 246 H | Lafayette | 4 11 | |
| | | | | | | | | | 246 H | Lafayette | 2 6 | |
| | | | | | | | | | 248 H | Lehigh | 12 4 | |
| | | | | | | | | | 248 H | Lehigh | 9 1 | |
| | | | | | | | | | 248 N | Lehigh | 2 4 | |
| LAST 15 GAMES | | | | | | | | | | | | |
| | | | 289 A | NJIT | 2 5 | 140 H | Central Conn. St. | 0 3 | 246 H | Lafayette | 4 11 | |
| | | | 289 A | NJIT | 3 2 | 140 H | Central Conn. St. | 5 6 | 246 H | Lafayette | 2 6 | |
| | | | 289 H | NJIT | 12 4 | 228 A | Monmouth | 0 10 | 248 H | Lehigh | 12 4 | |
| | | | 289 H | NJIT | 1 9 | | | | 248 H | Lehigh | 9 1 | |
| | | | 290 H | Iona | 4 3 | | | | 248 N | Lehigh | 2 4 | |

Non-Div. I Games:

Fairleigh Dickinson

| | | |
|-------------------------|---|---|
| 140 H Central Conn. St. | 3 | 1 |
| 140 H Central Conn. St. | 9 | 0 |




| RPI | S | Opponent | Score | |
|-----|---|----------|-------|---|
| 248 | N | Lehigh | 7 | 5 |
| 289 | A | NJIT | 2 | 5 |
| 289 | A | NJIT | 3 | 2 |
| 289 | H | NJIT | 1 | 9 |
| 289 | H | NJIT | 12 | 4 |
| 289 | H | NJIT | 11 | 8 |
| 290 | H | Iona | 4 | 3 |

Fairleigh Dickinson

F
a
i
r
l
e
i
g
h
D
i
c
k
i
n
s
o
n

F
a
i
r
l
e
i
g
h
D
i
c
k
i
n
s
o
n

Non-Div. I Games:

 Tie,
  Loss,
  Non-Conf,
 S Site, H Home, A Away, N Neutral

Page 535

| | | | | |
|-----|---|-------------|----|---|
| 299 | A | Coppin St. | 3 | 0 |
| 288 | A | Albany (NY) | 10 | 6 |

U
M
B
C

U
M
B
C

| Average RPI Win: | | 279 | WON-LOST RECORD | | WINNING PCT. RANK | | LAST 15 GAMES | | STRENGTH OF SCHEDULE | | OPP. STRENGTH OF SCHEDULE | | TEAM RPI | | ADJ RPI | | CONF. RPI | | ADJ CONF. RPI | | | | |
|-------------------|---|-------------------|-----------------|-----------|-------------------|-----------------|---------------|----------------|----------------------|------------------|---------------------------|----------|----------|-------------------|------------|------------------|-----------|----------------|---------------|----------|---|-------|--|
| DIV. I ONLY | | | 15-22-0 | | .40541 215 | | 3-4-0 | | 266 | | 297 | | 253 | | .4302 269 | | 31 | | 31 | | | | |
| DIV. I NON-CONF. | | | 3-13-0 | | .1875 285 | | 0-1-0 | | 44 | | 91 | | 214 | | .45549 241 | | 31 | | 31 | | | | |
| TOTALS | | RPI 1-25 | | RPI 26-50 | | W-L RECORDS | | RPI 51-100 | | RPI 101-150 | | RPI 150+ | | | | | | | | | | | |
| 15-22-0 | | 0-5-0 | | 0-2-0 | | OVERALL | | 0-0-0 | | 0-2-0 | | 15-13-0 | | | | | | | | | | | |
| 5-2-0 | | 0-0-0 | | 0-0-0 | | HOME | | 0-0-0 | | 0-0-0 | | 5-2-0 | | | | | | | | | | | |
| 9-16-0 | | 0-5-0 | | 0-2-0 | | AWAY | | 0-0-0 | | 0-1-0 | | 9-8-0 | | | | | | | | | | | |
| 1-4-0 | | 0-0-0 | | 0-0-0 | | NEUTRAL | | 0-0-0 | | 0-1-0 | | 1-3-0 | | | | | | | | | | | |
| 3-13-0 | | 0-5-0 | | 0-2-0 | | NON-CONFERENCE | | 0-0-0 | | 0-2-0 | | 3-4-0 | | | | | | | | | | | |
| 0-1-0 | | 0-0-0 | | 0-0-0 | | HOME | | 0-0-0 | | 0-0-0 | | 0-1-0 | | | | | | | | | | | |
| 2-9-0 | | 0-5-0 | | 0-0- | | AWAY | | 0-0-0 | | 0-1-0 | | 2-1-0 | | | | | | | | | | | |
| 1-3-0 | | 0-0-0 | | 0-0-0 | | NEUTRAL | | 0-0-0 | | 0-1-0 | | 1-2-0 | | | | | | | | | | | |
| 12-9-0 | | 0-0-0 | | 0-0-0 | | CONFERENCE | | 0-0-0 | | 0-0-0 | | 12-9-0 | | | | | | | | | | | |
| 5-1-0 | | 0-0-0 | | 0-0-0 | | HOME | | 0-0-0 | | 0-0-0 | | 5-1-0 | | | | | | | | | | | |
| 7-7-0 | | 0-0-0 | | 0-0-0 | | AWAY | | 0-0-0 | | 0-0-0 | | 7-7-0 | | | | | | | | | | | |
| 0-1-0 | | 0-0-0 | | 0-0-0 | | NEUTRAL | | 0-0-0 | | 0-0-0 | | 0-1-0 | | | | | | | | | | | |
| RPI | S | Opponent | | Score | | RPI | S | Opponent | | Score | | RPI | S | Opponent | | Score | | RPI | S | Opponent | | Score | |
| 9 | A | Houston | | 0 | 1 | 31 | A | Dallas Baptist | | 3 | 6 | | | 113 | A | Baylor | | 0 | 1 | | | | |
| 12 | A | La.-Lafayette | | 4 | 5 | 38 | A | Texas A&M | | 0 | 6 | | | 137 | N | Virginia Tech | | 2 | 8 | | | | |
| 12 | A | La.-Lafayette | | 0 | 13 | | | | | | | | | 156 | A | Lamar | | 8 | 4 | | | | |
| 12 | A | La.-Lafayette | | 2 | 7 | | | | | | | | | 180 | H | Houston Baptist | | 1 | 3 | | | | |
| 15 | A | LSU | | 1 | 4 | | | | | | | | | 186 | N | Toledo | | 0 | 1 | | | | |
| | | | | | | | | | | | | | | 230 | N | South Dakota St. | | 1 | 11 | | | | |
| | | | | | | | | | | | | | | 230 | N | South Dakota St. | | 1 | 0 | | | | |
| | | | | | | | | | | | | | | 260 | A | New Orleans | | 3 | 4 | | | | |
| | | | | | | | | | | | | | | 260 | A | New Orleans | | 3 | 1 | | | | |
| | | | | | | | | | | | | | | 275 | A | Jackson St. | | 2 | 3 | | | | |
| | | | | | | | | | | | | | | 275 | A | Jackson St. | | 2 | 4 | | | | |
| | | | | | | | | | | | | | | 278 | A | Ark.-Pine Bluff | | 9 | 8 | | | | |
| | | | | | | | | | | | | | | 278 | A | Ark.-Pine Bluff | | 5 | 2 | | | | |
| | | | | | | | | | | | | | | 278 | A | Ark.-Pine Bluff | | 2 | 9 | | | | |
| | | | | | | | | | | | | | | 294 | A | Prairie View | | 4 | 7 | | | | |
| | | | | | | | | | | | | | | 294 | A | Prairie View | | 6 | 1 | | | | |
| | | | | | | | | | | | | | | 294 | A | Prairie View | | 0 | 9 | | | | |
| | | | | | | | | | | | | | | 294 | H | Prairie View | | 7 | 4 | | | | |
| | | | | | | | | | | | | | | 294 | H | Prairie View | | 6 | 1 | | | | |
| | | | | | | | | | | | | | | 294 | H | Prairie View | | 9 | 1 | | | | |
| | | | | | | | | | | | | | | 300 | A | Grambling | | 5 | 7 | | | | |
| | | | | | | | | | | | | | | 300 | A | Grambling | | 10 | 0 | | | | |
| | | | | | | | | | | | | | | 300 | A | Grambling | | 7 | 6 | | | | |
| | | | | | | | | | | | | | | 300 | H | Grambling | | 5 | 4 | | | | |
| | | | | | | | | | | | | | | 300 | H | Grambling | | 1 | 3 | | | | |
| | | | | | | | | | | | | | | 300 | H | Grambling | | 6 | 3 | | | | |
| | | | | | | | | | | | | | | 302 | A | Southern U. | | 2 | 1 | | | | |
| Non-Div. I Games: | | Huston-Tillotson | | 8 | 2 | Huston-Victoria | | 4 | 5 | Huston-Tillotson | | 9 | 4 | Arlington Baptist | | 1 | 4 | Texas Southern | | 6 | 0 | | |
| | | Arlington Baptist | | 0 | 4 | Wiley | | 3 | 2 | Wiley | | 5 | 3 | Houston-Victoria | | | | | | | | | |

| | | | |
|-----|---|-------------|-----|
| 12 | 3 | | |
| 302 | A | Southern U. | 2 1 |
| 113 | A | Baylor | 0 1 |

| RPI | S | Opponent | Score | |
|-----|---|-------------|-------|---|
| 302 | A | Southern U. | 6 | 1 |
| 302 | A | Southern U. | 5 | 8 |
| 302 | N | Southern U. | 5 | 9 |

| | | | | | | | | | | | |
|-------------------|----------|-----------|---------------|----------------|-------------|---------------|-------------------|------------|----------|----------------|-------|
| Average RPI Win: | 233 | WON-LOST | WINNING | LAST 15 | STRENGTH OF | OPP. STRENGTH | TEAM | ADJ | CONF. | ADJ CONF. | |
| Average RPI Loss: | 166 | RECORD | PCT. RANK | GAMES | SCHEDULE | OF SCHEDULE | RPI | RPI | RPI | RPI | |
| DIV. I ONLY | | 9-26-0 | .25714 287 | 6-9-0 | 190 | 257 | 272 | .42982 270 | 24 | 24 | |
| DIV. I NON-CONF. | | 2-15-0 | .11765 295 | 1-2-0 | 55 | 261 | 279 | .42562 278 | 25 | 25 | |
| <hr/> | | | | | | | | | | | |
| TOTALS | RPI 1-25 | RPI 26-50 | | W-L RECORDS | RPI 51-100 | | RPI 101-150 | | RPI 150+ | | |
| 9-26-0 | 0-0-0 | 0-3-0 | | OVERALL | 0-2-0 | | 0-8-0 | | 9-13-0 | | |
| 4-4-0 | 0-0-0 | 0-0-0 | | HOME | 0-0-0 | | 0-1-0 | | 4-3-0 | | |
| 4-16-0 | 0-0-0 | 0-3-0 | | AWAY | 0-2-0 | | 0-2-0 | | 4-9-0 | | |
| 1-6-0 | 0-0-0 | 0-0-0 | | NEUTRAL | 0-0-0 | | 0-5-0 | | 1-1-0 | | |
| <hr/> | | | | | | | | | | | |
| 2-15-0 | 0-0-0 | 0-3-0 | | NON-CONFERENCE | 0-2-0 | | 0-8-0 | | 2-2-0 | | |
| 1-1-0 | 0-0-0 | 0-0-0 | | HOME | 0-0-0 | | 0-1-0 | | 1-0-0 | | |
| 0-8-0 | 0-0-0 | 0-0- | | AWAY | 0-2-0 | | 0-2-0 | | 0-1-0 | | |
| 1-6-0 | 0-0-0 | 0-0-0 | | NEUTRAL | 0-0-0 | | 0-5-0 | | 1-1-0 | | |
| <hr/> | | | | | | | | | | | |
| 7-11-0 | 0-0-0 | 0-0-0 | | CONFERENCE | 0-0-0 | | 0-0-0 | | 7-11-0 | | |
| 3-3-0 | 0-0-0 | 0-0-0 | | HOME | 0-0-0 | | 0-0-0 | | 3-3-0 | | |
| 4-8-0 | 0-0-0 | 0-0-0 | | AWAY | 0-0-0 | | 0-0-0 | | 4-8-0 | | |
| 0-0-0 | 0-0-0 | 0-0-0 | | NEUTRAL | 0-0-0 | | 0-0-0 | | 0-0-0 | | |
| <hr/> | | | | | | | | | | | |
| RPI S | Opponent | Score | RPI S | Opponent | Score | RPI S | Opponent | Score | RPI S | Opponent | Score |
| | | | 37 A | Maryland | 0 4 | 91 A | Davidson | 8 9 | 119 H | UConn | 5 8 |
| | | | 37 A | Maryland | 2 3 | 91 A | Davidson | 3 13 | 136 A | Army | 4 9 |
| | | | 37 A | Maryland | 1 10 | | | | 136 N | Army | 0 14 |
| | | | | | | | | | 136 N | Army | 3 4 |
| | | | | | | | | | 136 N | Army | 3 7 |
| | | | | | | | | | 136 N | Army | 3 4 |
| | | | | | | | | | 136 N | Army | 4 7 |
| | | | | | | | | | 150 A | Hartford | 0 3 |
| | | | | | | | | | 151 A | Boston College | 6 7 |
| | | | | | | | | | 175 H | Saint Louis | 1 2 |
| | | | | | | | | | 175 H | Saint Louis | 3 2 |
| | | | | | | | | | 175 H | Saint Louis | 7 1 |
| | | | | | | | | | 196 A | Richmond | 1 10 |
| | | | | | | | | | 196 A | Richmond | 4 6 |
| | | | | | | | | | 196 A | Richmond | 5 8 |
| | | | | | | | | | 198 H | Northeastern | 5 3 |
| | | | | | | | | | 222 H | Dayton | 5 6 |
| | | | | | | | | | 222 H | Dayton | 2 6 |
| | | | | | | | | | 222 H | Dayton | 5 4 |
| | | | | | | | | | 250 A | Fordham | 4 1 |
| | | | | | | | | | 250 A | Fordham | 3 5 |
| | | | | | | | | | 250 A | Fordham | 5 10 |
| | | | LAST 15 GAMES | | | | | | 253 A | La Salle | 7 6 |
| | | | 250 A | Fordham | 4 1 | 287 A | George Washington | 6 4 | 253 A | La Salle | 8 6 |
| | | | 250 A | Fordham | 3 5 | 175 H | Saint Louis | 1 2 | 253 A | La Salle | 0 3 |
| | | | 250 A | Fordham | 5 10 | 175 H | Saint Louis | 3 2 | 258 N | Harvard | 0 3 |
| | | | 119 H | UConn | 5 8 | | | | 280 N | N.C. A&T | 15 0 |
| | | | 258 N | Harvard | 0 3 | | | | | | |

Non-Div. I Games:

Massachusetts

| | | | | |
|-----|---|-------------------|---|---|
| 287 | A | George Washington | 4 | 5 |
| 287 | A | George Washington | 2 | 3 |

| RPI | S | Opponent | Score | |
|-----|---|-------------------|-------|---|
| 287 | A | George Washington | 6 | 4 |
| 287 | A | George Washington | 2 | 3 |
| 287 | A | George Washington | 4 | 5 |

Massachusetts

M
a
s
s
a
c
h
u
s
e
t
t
s

M
a
s
s
a
c
h
u
s
e
t
t
s

| Average RPI Win: | | 216 | WON-LOST | WINNING | LAST 15 | STRENGTH OF | | OPP. STRENGTH | TEAM | ADJ | CONF. | ADJ CONF. |
|-------------------|----------|----------|---------------|-----------|----------------|-------------|---------------|---------------|-------------|----------------|----------|-----------|
| Average RPI Loss: | | 145 | RECORD | PCT. RANK | GAMES | SCHEDULE | | OF SCHEDULE | RPI | RPI | RPI | RPI |
| DIV. I ONLY | | | 13-26-0 | .33333 | 255 | 1-0-0 | | 283 | 142 | 273 | .42953 | 271 |
| DIV. I NON-CONF. | | | 10-11-0 | .47619 | 167 | 0-0-0 | | 293 | 31 | 205 | .4744 | 205 |
| TOTALS | | RPI 1-25 | RPI 26-50 | | W-L RECORDS | | RPI 51-100 | | RPI 101-150 | | RPI 150+ | |
| 13-26-0 | | 0-3-0 | 1-2-0 | | OVERALL | | 0-5-0 | | 2-5-0 | | 10-11-0 | |
| 3-8-0 | | 0-0-0 | 0-0-0 | | HOME | | 0-1-0 | | 1-5-0 | | 2-2-0 | |
| 7-16-0 | | 0-3-0 | 1-2-0 | | AWAY | | 0-4-0 | | 1-0-0 | | 5-7-0 | |
| 3-2-0 | | 0-0-0 | 0-0-0 | | NEUTRAL | | 0-0-0 | | 0-0-0 | | 3-2-0 | |
| 10-11-0 | | 0-3-0 | 1-2-0 | | NON-CONFERENCE | | 0-2-0 | | 1-0-0 | | 8-4-0 | |
| 1-1-0 | | 0-0-0 | 0-0-0 | | HOME | | 0-1-0 | | 0-0-0 | | 1-0-0 | |
| 6-8-0 | | 0-3-0 | 1-0- | | AWAY | | 0-1-0 | | 1-0-0 | | 4-2-0 | |
| 3-2-0 | | 0-0-0 | 0-0-0 | | NEUTRAL | | 0-0-0 | | 0-0-0 | | 3-2-0 | |
| 3-15-0 | | 0-0-0 | 0-0-0 | | CONFERENCE | | 0-3-0 | | 1-5-0 | | 2-7-0 | |
| 2-7-0 | | 0-0-0 | 0-0-0 | | HOME | | 0-0-0 | | 1-5-0 | | 1-2-0 | |
| 1-8-0 | | 0-0-0 | 0-0-0 | | AWAY | | 0-3-0 | | 0-0-0 | | 1-5-0 | |
| 0-0-0 | | 0-0-0 | 0-0-0 | | NEUTRAL | | 0-0-0 | | 0-0-0 | | 0-0-0 | |
| RPI S | Opponent | Score | RPI S | Opponent | Score | RPI S | Opponent | Score | RPI S | Opponent | Score | |
| 16 A | Kentucky | 2 8 | 46 A | Clemson | 6 5 | 65 A | Ball St. | 3 7 | 128 H | Kent St. | 1 6 | |
| 16 A | Kentucky | 2 13 | 46 A | Clemson | 7 9 | 65 A | Ball St. | 5 6 | 128 H | Kent St. | 2 10 | |
| 16 A | Kentucky | 5 9 | 46 A | Clemson | 3 5 | 65 A | Ball St. | 5 20 | 128 H | Kent St. | 2 1 | |
| | | | | | | 82 A | Ohio St. | 1 8 | 133 A | Michigan | 4 3 | |
| | | | | | | 99 H | Michigan St. | 3 5 | 135 H | Miami (OH) | 7 9 | |
| | | | | | | | | | 135 H | Miami (OH) | 2 8 | |
| | | | | | | | | | 135 H | Miami (OH) | 1 3 | |
| | | | | | | | | | 193 A | Akron | 0 6 | |
| | | | | | | | | | 193 A | Akron | 5 10 | |
| | | | | | | | | | 193 A | Akron | 3 6 | |
| | | | | | | | | | 204 A | Cincinnati | 5 4 | |
| | | | | | | | | | 208 H | Northern Ill. | 3 5 | |
| | | | | | | | | | 208 H | Northern Ill. | 8 4 | |
| | | | | | | | | | 208 H | Northern Ill. | 2 10 | |
| | | | | | | | | | 213 A | Austin Peay | 9 8 | |
| | | | | | | | | | 213 A | Austin Peay | 3 8 | |
| | | | | | | | | | 222 A | Dayton | 6 7 | |
| | | | | | | | | | 227 H | Northwestern | 9 8 | |
| | | | | | | | | | 242 A | Northern Ky. | 13 3 | |
| | | | | | | | | | 242 A | Northern Ky. | 13 2 | |
| | | | | | | | | | 291 N | UT Martin | 3 5 | |
| | | | | | | | | | 291 N | UT Martin | 17 3 | |
| | | | | | | | | | 291 N | UT Martin | 18 6 | |
| | | | | | | | | | 292 N | Youngstown St. | 4 5 | |
| | | | | | | | | | 292 N | Youngstown St. | 11 5 | |
| | | | | | | | | | 295 A | Ohio | 10 5 | |
| | | | | | | | | | 295 A | Ohio | 8 10 | |
| Non-Div. I Games: | | | Siena Heights | 15 9 | Hillsdale | 14 6 | Eastern Mich. | | | | | |

Eastern Mich.

| | | | | |
|-----|---|------------|---|---|
| 135 | H | Miami (OH) | 1 | 3 |
| 133 | A | Michigan | 4 | 3 |

Through Games Of April 27, 2014

| RPI | S | Opponent | Score |
|-----|---|----------|-------|
| 295 | A | Ohio | 6 7 |

Eastern Mich.

E
a
s
t
e
r
n
M
i
c
h
.

E
a
s
t
e
r
n
M
i
c
h
.

| Average RPI Win: 247 | | WON-LOST | WINNING | LAST 15 | STRENGTH OF | | OPP. STRENGTH | TEAM | ADJ | CONF. | ADJ CONF. |
|-----------------------|----------|----------|-----------|----------------|-------------|-------|----------------|-------|-------------|-----------------|-----------|
| Average RPI Loss: 177 | | RECORD | PCT. RANK | GAMES | SCHEDULE | | OF SCHEDULE | RPI | RPI | RPI | RPI |
| DIV. I ONLY | | 13-18-0 | .41935 | 207 | 5-6-0 | | 294 | 236 | 269 | .42943 | 272 |
| DIV. I NON-CONF. | | 5-11-0 | .3125 | 253 | 1-1-0 | | 284 | 216 | 275 | .42759 | 277 |
| TOTALS | | RPI 1-25 | RPI 26-50 | | W-L RECORDS | | RPI 51-100 | | RPI 101-150 | | RPI 150+ |
| 13-18-0 | 0-0-0 | 0-0-0 | | OVERALL | | 0-5-0 | | 0-2-0 | | 13-11-0 | |
| 7-2-0 | 0-0-0 | 0-0-0 | | HOME | | 0-0-0 | | 0-0-0 | | 7-2-0 | |
| 3-13-0 | 0-0-0 | 0-0-0 | | AWAY | | 0-3-0 | | 0-2-0 | | 3-8-0 | |
| 3-3-0 | 0-0-0 | 0-0-0 | | NEUTRAL | | 0-2-0 | | 0-0-0 | | 3-1-0 | |
| 5-11-0 | 0-0-0 | 0-0-0 | | NON-CONFERENCE | | 0-2-0 | | 0-2-0 | | 5-7-0 | |
| 0-0-0 | 0-0-0 | 0-0-0 | | HOME | | 0-0-0 | | 0-0-0 | | 0-0-0 | |
| 2-8-0 | 0-0-0 | 0-0- | | AWAY | | 0-0-0 | | 0-2-0 | | 2-6-0 | |
| 3-3-0 | 0-0-0 | 0-0-0 | | NEUTRAL | | 0-2-0 | | 0-0-0 | | 3-1-0 | |
| 8-7-0 | 0-0-0 | 0-0-0 | | CONFERENCE | | 0-3-0 | | 0-0-0 | | 8-4-0 | |
| 7-2-0 | 0-0-0 | 0-0-0 | | HOME | | 0-0-0 | | 0-0-0 | | 7-2-0 | |
| 1-5-0 | 0-0-0 | 0-0-0 | | AWAY | | 0-3-0 | | 0-0-0 | | 1-2-0 | |
| 0-0-0 | 0-0-0 | 0-0-0 | | NEUTRAL | | 0-0-0 | | 0-0-0 | | 0-0-0 | |
| RPI S | Opponent | Score | RPI S | Opponent | Score | RPI S | Opponent | Score | RPI S | Opponent | Score |
| | | | | | | 57 N | Kansas | 8 9 | 108 A | Missouri | 5 7 |
| | | | | | | 65 N | Ball St. | 1 3 | 108 A | Missouri | 3 4 |
| | | | | | | 86 A | Wright St. | 6 11 | 193 N | Akron | 10 4 |
| | | | | | | 86 A | Wright St. | 5 6 | 193 N | Akron | 5 13 |
| | | | | | | 86 A | Wright St. | 4 5 | 199 N | Omaha | 5 4 |
| | | | | | | | | | 208 A | Northern Ill. | 2 3 |
| | | | | | | | | | 208 A | Northern Ill. | 3 2 |
| | | | | | | | | | 213 A | Austin Peay | 7 12 |
| | | | | | | | | | 213 A | Austin Peay | 4 5 |
| | | | | | | | | | 225 H | Valparaiso | 5 0 |
| | | | | | | | | | 225 H | Valparaiso | 3 0 |
| | | | | | | | | | 225 H | Valparaiso | 0 4 |
| | | | | | | | | | 247 A | Ill.-Chicago | 10 8 |
| | | | | | | | | | 247 A | Ill.-Chicago | 4 10 |
| | | | | | | | | | 247 A | Ill.-Chicago | 2 8 |
| | | | | | | | | | 249 A | Bakersfield | 3 9 |
| | | | | | | | | | 249 A | Bakersfield | 4 8 |
| | | | | | | | | | 249 A | Bakersfield | 3 8 |
| | | | | | | | | | 259 H | Oakland | 4 3 |
| | | | | | | | | | 259 H | Oakland | 4 3 |
| | | | | | | | | | 259 H | Oakland | 8 2 |
| | | | | | | | | | 265 N | St. Bonaventure | 14 3 |
| | | | | | | 292 H | Youngstown St. | 5 6 | 292 H | Youngstown St. | 2 5 |
| | | | | | | 292 H | Youngstown St. | 6 11 | 292 H | Youngstown St. | 13 3 |
| | | | | | | 292 H | Youngstown St. | 4 5 | 292 H | Youngstown St. | 7 5 |
| | | | | | | 208 A | Northern Ill. | 2 3 | 293 A | Chicago St. | 12 8 |
| | | | | | | 225 H | Valparaiso | 5 0 | | | |

Non-Div. I Games:

MSOE

13 1

Edgewood

4 1

Wis.-Parkside

13 3

Milwaukee

| | | |
|------------------|---|---|
| 225 H Valparaiso | 3 | 0 |
| 225 H Valparaiso | 0 | 4 |

M
i
l
w
a
u
k
e
e

M
i
l
w
a
u
k
e
e

[illegible]

Non-Div. I Games:

Norfolk St.

Norfolk St.

| | | |
|------------------|----|---|
| 299 N Coppin St. | 7 | 2 |
| 299 A Coppin St. | 10 | 3 |

Through Games Of April 27, 2014

| RPI | S | Opponent | Score | |
|-----|---|------------|-------|---|
| 299 | A | Coppin St. | 7 | 5 |
| 299 | H | Coppin St. | 1 | 0 |
| 299 | H | Coppin St. | 12 | 1 |
| 299 | N | Coppin St. | 7 | 2 |

Norfolk St.

N
o
r
f
o
l
k
S
t
.

N
o
r
f
o
l
k
S
t
.

| | | | | | | | | | | | |
|------------------|----------|--------------------|----------------------|------------------|-------------------------|------------------------------|------------------|------------|--------------|-------------------|-------|
| Average RPI Win: | 199 | WON-LOST RECORD | WINNING PCT. RANK | LAST 15 GAMES | STRENGTH OF SCHEDULE | OPP. STRENGTH OF SCHEDULE | TEAM RPI | ADJ RPI | CONF. RPI | ADJ CONF. RPI | |
| DIV. I ONLY | | 13-27-0 | .325 263 | 6-9-0 | 228 | 204 | 275 | .42878 274 | 15 | 17 | |
| DIV. I NON-CONF. | | 8-15-0 | .34783 231 | 2-1-0 | 199 | 262 | 272 | .43486 272 | 18 | 18 | |
| <hr/> | | | | | | | | | | | |
| TOTALS | RPI 1-25 | RPI 26-50 | | W-L RECORDS | RPI 51-100 | | RPI 101-150 | | RPI 150+ | | |
| 13-27-0 | 0-0-0 | 0-1-0 | | OVERALL | 0-1-0 | | 4-13-0 | | 9-12-0 | | |
| 8-11-0 | 0-0-0 | 0-0-0 | | HOME | 0-0-0 | | 2-5-0 | | 6-6-0 | | |
| 4-11-0 | 0-0-0 | 0-0-0 | | AWAY | 0-1-0 | | 2-8-0 | | 2-2-0 | | |
| 1-5-0 | 0-0-0 | 0-1-0 | | NEUTRAL | 0-0-0 | | 0-0-0 | | 1-4-0 | | |
| <hr/> | | | | | | | | | | | |
| 8-15-0 | 0-0-0 | 0-1-0 | | NON-CONFERENCE | 0-0-0 | | 2-6-0 | | 6-8-0 | | |
| 5-8-0 | 0-0-0 | 0-0-0 | | HOME | 0-0-0 | | 1-3-0 | | 4-5-0 | | |
| 2-3-0 | 0-0-0 | 0-0- | | AWAY | 0-0-0 | | 1-3-0 | | 1-0-0 | | |
| 1-4-0 | 0-0-0 | 0-1-0 | | NEUTRAL | 0-0-0 | | 0-0-0 | | 1-3-0 | | |
| <hr/> | | | | | | | | | | | |
| 5-12-0 | 0-0-0 | 0-0-0 | | CONFERENCE | 0-1-0 | | 2-7-0 | | 3-4-0 | | |
| 3-3-0 | 0-0-0 | 0-0-0 | | HOME | 0-0-0 | | 1-2-0 | | 2-1-0 | | |
| 2-8-0 | 0-0-0 | 0-0-0 | | AWAY | 0-1-0 | | 1-5-0 | | 1-2-0 | | |
| 0-1-0 | 0-0-0 | 0-0-0 | | NEUTRAL | 0-0-0 | | 0-0-0 | | 0-1-0 | | |
| <hr/> | | | | | | | | | | | |
| RPI S | Opponent | Score | RPI S | Opponent | Score | RPI S | Opponent | Score | RPI S | Opponent | Score |
| | | | 40 N | Oklahoma St. | 5 10 | 72 A | Oral Roberts | 0 2 | 101 H | Central Mich. | 5 2 |
| | | | | | | | | | 101 H | Central Mich. | 4 6 |
| | | | | | | | | | 101 H | Central Mich. | 1 12 |
| | | | | | | | | | 101 H | Central Mich. | 0 3 |
| | | | | | | | | | 113 A | Baylor | 3 4 |
| | | | | | | | | | 113 A | Baylor | 2 5 |
| | | | | | | | | | 123 A | UTSA | 4 10 |
| | | | | | | | | | 129 A | Southeastern La. | 0 3 |
| | | | | | | | | | 129 A | Southeastern La. | 5 3 |
| | | | | | | | | | 129 A | Southeastern La. | 4 5 |
| | | | | | | | | | 138 A | McNeese St. | 5 6 |
| | | | | | | | | | 138 A | McNeese St. | 8 9 |
| | | | | | | | | | 138 A | McNeese St. | 2 6 |
| | | | | | | | | | 141 H | Nicholls St. | 6 2 |
| | | | | | | | | | 141 H | Nicholls St. | 0 6 |
| | | | | | | | | | 141 H | Nicholls St. | 0 5 |
| | | | | | | | | | 143 A | Texas-Arlington | 4 1 |
| | | | | | | | | | 161 N | Gonzaga | 11 8 |
| | | | | | | | | | 161 N | Gonzaga | 1 6 |
| | | | | | | | | | 162 N | Stephen F. Austin | 5 12 |
| | | | | | | | | | 173 N | Santa Clara | 3 16 |
| | | | | | | | | | 203 N | Notre Dame | 2 8 |
| | | | | | | | | | 206 H | Hofstra | 2 4 |
| | | | | | | | | | 206 H | Hofstra | 8 3 |
| | | | | | | | | | 206 H | Hofstra | 2 1 |
| | | | | | | | | | 206 H | Hofstra | 3 9 |
| | | | | | | | | | 209 H | LIU Brooklyn | 7 9 |
| <hr/> | | | | | | | | | | | |
| | | | LAST 15 GAMES | | | | | | | | |
| | | | 138 A | McNeese St. | 8 9 | 129 A | Southeastern La. | 4 5 | | | |
| | | | 138 A | McNeese St. | 5 6 | 129 A | Southeastern La. | 5 3 | | | |
| | | | 138 A | McNeese St. | 2 6 | 129 A | Southeastern La. | 0 3 | | | |
| | | | 294 H | Prairie View | 10 4 | | | | | | |
| | | | 141 H | Nicholls St. | 0 6 | | | | | | |

Non-Div. I Games:

Incarnate Word

| | | |
|--------------------|---|---|
| 141 H Nicholls St. | 0 | 5 |
| 141 H Nicholls St. | 6 | 2 |

| RPI | S | Opponent | Score | |
|-----|---|-------------------|-------|----|
| 209 | H | LIU Brooklyn | 5 | 1 |
| 209 | H | LIU Brooklyn | 2 | 9 |
| 209 | H | LIU Brooklyn | 3 | 5 |
| 210 | A | Tex.-Pan American | 14 | 3 |
| 260 | H | New Orleans | 6 | 1 |
| 260 | H | New Orleans | 3 | 0 |
| 260 | H | New Orleans | 6 | 10 |
| 266 | A | Abilene Christian | 1 | 4 |
| 266 | A | Abilene Christian | 11 | 3 |
| 266 | A | Abilene Christian | 2 | 4 |
| 294 | H | Prairie View | 10 | 4 |

Incarnate Word

I
n
c
a
r
n
a
t
e
W
o
r
d

I
n
c
a
r
n
a
t
e
W
o
r
d

| | | | | | | | | | | | | | | | | | | | | |
|-------------------|---|--------------|-----------------|-----------|-------------------|-----------------------------|---------------|------------|----------------------|------------------------|---------------------------|----------|----------|--------------------------|------------|-----------------------|-----------|--|---------------|--|
| Average RPI Win: | | 239 | WON-LOST RECORD | | WINNING PCT. RANK | | LAST 15 GAMES | | STRENGTH OF SCHEDULE | | OPP. STRENGTH OF SCHEDULE | | TEAM RPI | | ADJ RPI | | CONF. RPI | | ADJ CONF. RPI | |
| DIV. I ONLY | | | 21-21-0 | | .5 144 | | 6-9-0 | | 298 | | 284 | | 271 | | .42792 275 | | 31 | | 31 | |
| DIV. I NON-CONF. | | | 10-7-0 | | .58824 96 | | 4-1-0 | | 173 | | 244 | | 138 | | .507 139 | | 31 | | 31 | |
| TOTALS | | RPI 1-25 | | RPI 26-50 | | W-L RECORDS | | RPI 51-100 | | RPI 101-150 | | RPI 150+ | | | | | | | | |
| 21-21-0 | | 0-1-0 | | 0-0-0 | | OVERALL | | 0-0-0 | | 3-4-0 | | 18-16-0 | | | | | | | | |
| 15-8-0 | | 0-0-0 | | 0-0-0 | | HOME | | 0-0-0 | | 2-2-0 | | 13-6-0 | | | | | | | | |
| 6-13-0 | | 0-1-0 | | 0-0-0 | | AWAY | | 0-0-0 | | 1-2-0 | | 5-10-0 | | | | | | | | |
| 0-0-0 | | 0-0-0 | | 0-0-0 | | NEUTRAL | | 0-0-0 | | 0-0-0 | | 0-0-0 | | | | | | | | |
| 10-7-0 | | 0-1-0 | | 0-0-0 | | NON-CONFERENCE | | 0-0-0 | | 3-4-0 | | 7-2-0 | | | | | | | | |
| 7-3-0 | | 0-0-0 | | 0-0-0 | | HOME | | 0-0-0 | | 2-2-0 | | 5-1-0 | | | | | | | | |
| 3-4-0 | | 0-1-0 | | 0-0- | | AWAY | | 0-0-0 | | 1-2-0 | | 2-1-0 | | | | | | | | |
| 0-0-0 | | 0-0-0 | | 0-0-0 | | NEUTRAL | | 0-0-0 | | 0-0-0 | | 0-0-0 | | | | | | | | |
| 11-14-0 | | 0-0-0 | | 0-0-0 | | CONFERENCE | | 0-0-0 | | 0-0-0 | | 11-14-0 | | | | | | | | |
| 8-5-0 | | 0-0-0 | | 0-0-0 | | HOME | | 0-0-0 | | 0-0-0 | | 8-5-0 | | | | | | | | |
| 3-9-0 | | 0-0-0 | | 0-0-0 | | AWAY | | 0-0-0 | | 0-0-0 | | 3-9-0 | | | | | | | | |
| 0-0-0 | | 0-0-0 | | 0-0-0 | | NEUTRAL | | 0-0-0 | | 0-0-0 | | 0-0-0 | | | | | | | | |
| RPI | S | Opponent | | Score | | RPI | S | Opponent | | Score | | RPI | S | Opponent | | Score | | | | |
| 20 | A | Alabama | | 1 8 | | | | | | | | | | 129 | A | Southeastern La. 2 3 | | | | |
| | | | | | | | | | | | | | | 129 | H | Southeastern La. 12 6 | | | | |
| | | | | | | | | | | | | | | 141 | A | Nicholls St. 9 8 | | | | |
| | | | | | | | | | | | | | | 141 | A | Nicholls St. 2 3 | | | | |
| | | | | | | | | | | | | | | 141 | H | Nicholls St. 2 18 | | | | |
| | | | | | | | | | | | | | | 141 | H | Nicholls St. 4 6 | | | | |
| | | | | | | | | | | | | | | 148 | H | South Ala. 5 4 | | | | |
| | | | | | | | | | | | | | | 156 | A | La.-Monroe 9 6 | | | | |
| | | | | | | | | | | | | | | 156 | H | La.-Monroe 5 2 | | | | |
| | | | | | | | | | | | | | | 171 | A | Alabama St. 5 4 | | | | |
| | | | | | | | | | | | | | | 171 | A | Alabama St. 2 11 | | | | |
| | | | | | | | | | | | | | | 171 | A | Alabama St. 6 11 | | | | |
| | | | | | | | | | | | | | | 171 | H | Alabama St. 6 8 | | | | |
| | | | | | | | | | | | | | | 171 | H | Alabama St. 7 9 | | | | |
| | | | | | | | | | | | | | | 171 | H | Alabama St. 1 6 | | | | |
| | | | | | | | | | | | | | | 216 | A | Florida A&M 6 7 | | | | |
| | | | | | | | | | | | | | | 216 | A | Florida A&M 8 6 | | | | |
| | | | | | | | | | | | | | | 230 | H | South Dakota St. 2 1 | | | | |
| | | | | | | | | | | | | | | 230 | H | South Dakota St. 2 10 | | | | |
| | | | | | | | | | | | | | | 263 | H | Savannah St. 4 3 | | | | |
| | | | | | | | | | | | | | | 263 | H | Savannah St. 6 2 | | | | |
| | | | | | | | | | | | | | | 263 | H | Savannah St. 8 4 | | | | |
| | | | | | | LAST 15 GAMES | | | | | | | | | | | | | | |
| | | | | | | 171 A Alabama St. 6 11 | | | | 20 A Alabama 1 8 | | | | 269 H Texas Southern 4 2 | | | | | | |
| | | | | | | 171 A Alabama St. 2 11 | | | | 281 A Alabama A&M 1 2 | | | | 269 H Texas Southern 3 2 | | | | | | |
| | | | | | | 171 A Alabama St. 5 4 | | | | 281 A Alabama A&M 9 13 | | | | 281 A Alabama A&M 1 2 | | | | | | |
| | | | | | | 129 H Southeastern La. 12 6 | | | | | | | | 281 A Alabama A&M 9 13 | | | | | | |
| | | | | | | 298 A Mississippi Val. 5 6 | | | | | | | | 281 A Alabama A&M 4 7 | | | | | | |
| Non-Div. I Games: | | Tougaloo | | 2 1 | | Rust | | 25 1 | | LeMoyne-Owen | | 7 3 | | Rust | | 9 0 | | | | |
| | | LeMoyne-Owen | | 21 1 | | | | | | | | | | | | Jackson St. | | | | |

Jackson St.

| | | |
|------------------------|----|---|
| 298 A Mississippi Val. | 3 | 5 |
| 298 A Mississippi Val. | 15 | 3 |

Through Games Of April 27, 2014

| RPI | S | Opponent | Score | |
|-----|---|------------------|-------|---|
| 281 | H | Alabama A&M | 1 | 8 |
| 281 | H | Alabama A&M | 2 | 1 |
| 281 | H | Alabama A&M | 12 | 7 |
| 296 | A | Alcorn | 6 | 7 |
| 296 | A | Alcorn | 12 | 9 |
| 296 | A | Alcorn | 3 | 4 |
| 298 | A | Mississippi Val. | 5 | 6 |
| 298 | A | Mississippi Val. | 15 | 3 |
| 298 | A | Mississippi Val. | 3 | 5 |
| 298 | H | Mississippi Val. | 3 | 2 |
| 298 | H | Mississippi Val. | 17 | 3 |
| 298 | H | Mississippi Val. | 12 | 4 |
| 300 | H | Grambling | 6 | 8 |
| 302 | H | Southern U. | 6 | 2 |

Jackson St.

J
a
c
k
s
o
n
S
t
.

J
a
c
k
s
o
n
S
t
.

| Average RPI Win: 255 | | WON-LOST RECORD | | WINNING PCT. RANK | | LAST 15 GAMES | | STRENGTH OF SCHEDULE | | OPP. STRENGTH OF SCHEDULE | | TEAM RPI | | ADJ RPI | | CONF. RPI | | ADJ CONF. RPI | | | | | |
|-----------------------|---|-----------------|--|-------------------|---|----------------|---|----------------------|----|---------------------------|---|-----------|---|------------------|---|-----------|----|---------------|---|----------|--|-------|--|
| Average RPI Loss: 165 | | | | | | | | | | | | | | | | | | | | | | | |
| DIV. I ONLY | | 8-20-0 | | .28571 279 | | 6-9-0 | | 244 | | 281 | | 277 | | .42747 276 | | 28 | | 28 | | | | | |
| DIV. I NON-CONF. | | 0-13-0 | | 0 299 | | 0-4-0 | | 30 | | 273 | | 291 | | .40209 291 | | 27 | | 27 | | | | | |
| TOTALS | | RPI 1-25 | | RPI 26-50 | | W-L RECORDS | | RPI 51-100 | | RPI 101-150 | | RPI 150+ | | | | | | | | | | | |
| 8-20-0 | | 0-0-0 | | 0-3-0 | | OVERALL | | 0-0-0 | | 0-5-0 | | 8-12-0 | | | | | | | | | | | |
| 2-2-0 | | 0-0-0 | | 0-0-0 | | HOME | | 0-0-0 | | 0-0-0 | | 2-2-0 | | | | | | | | | | | |
| 4-16-0 | | 0-0-0 | | 0-1-0 | | AWAY | | 0-0-0 | | 0-5-0 | | 4-10-0 | | | | | | | | | | | |
| 2-2-0 | | 0-0-0 | | 0-2-0 | | NEUTRAL | | 0-0-0 | | 0-0-0 | | 2-0-0 | | | | | | | | | | | |
| 0-13-0 | | 0-0-0 | | 0-3-0 | | NON-CONFERENCE | | 0-0-0 | | 0-5-0 | | 0-5-0 | | | | | | | | | | | |
| 0-0-0 | | 0-0-0 | | 0-0-0 | | HOME | | 0-0-0 | | 0-0-0 | | 0-0-0 | | | | | | | | | | | |
| 0-11-0 | | 0-0-0 | | 0-0- | | AWAY | | 0-0-0 | | 0-5-0 | | 0-5-0 | | | | | | | | | | | |
| 0-2-0 | | 0-0-0 | | 0-2-0 | | NEUTRAL | | 0-0-0 | | 0-0-0 | | 0-0-0 | | | | | | | | | | | |
| 8-7-0 | | 0-0-0 | | 0-0-0 | | CONFERENCE | | 0-0-0 | | 0-0-0 | | 8-7-0 | | | | | | | | | | | |
| 2-2-0 | | 0-0-0 | | 0-0-0 | | HOME | | 0-0-0 | | 0-0-0 | | 2-2-0 | | | | | | | | | | | |
| 4-5-0 | | 0-0-0 | | 0-0-0 | | AWAY | | 0-0-0 | | 0-0-0 | | 4-5-0 | | | | | | | | | | | |
| 2-0-0 | | 0-0-0 | | 0-0-0 | | NEUTRAL | | 0-0-0 | | 0-0-0 | | 2-0-0 | | | | | | | | | | | |
| RPI | S | Opponent | | Score | | RPI | S | Opponent | | Score | | RPI | S | Opponent | | Score | | RPI | S | Opponent | | Score | |
| | | | | 26 | A | UNLV | 6 | | 16 | | | 102 | A | Central Ark. | 3 | | 4 | | | | | | |
| | | | | 32 | N | Illinois St. | 1 | | 5 | | | 102 | A | Central Ark. | 1 | | 6 | | | | | | |
| | | | | 32 | N | Illinois St. | 0 | | 4 | | | 118 | A | Creighton | 6 | | 8 | | | | | | |
| | | | | | | | | | | | | 118 | A | Creighton | 3 | | 4 | | | | | | |
| | | | | | | | | | | | | 118 | A | Creighton | 2 | | 6 | | | | | | |
| | | | | | | | | | | | | 175 | A | Saint Louis | 0 | | 10 | | | | | | |
| | | | | | | | | | | | | 175 | A | Saint Louis | 4 | | 12 | | | | | | |
| | | | | | | | | | | | | 175 | A | Saint Louis | 4 | | 6 | | | | | | |
| | | | | | | | | | | | | 175 | A | Saint Louis | 2 | | 4 | | | | | | |
| | | | | | | | | | | | | 192 | A | Utah Valley | | | 10 | | | | | 1 | |
| | | | | | | | | | | | | 192 | A | Utah Valley | | | 5 | | | | | 8 | |
| | | | | | | | | | | | | 192 | A | Utah Valley | | | 10 | | | | | 4 | |
| | | | | | | | | | | | | 224 | H | Seattle | | | 0 | | | | | 7 | |
| | | | | | | | | | | | | 224 | H | Seattle | | | 9 | | | | | 12 | |
| | | | | | | | | | | | | 224 | H | Seattle | | | 6 | | | | | 5 | |
| | | | | | | | | | | | | 230 | A | South Dakota St. | | | 9 | | | | | 10 | |
| | | | | | | | | | | | | 249 | A | Bakersfield | | | 6 | | | | | 3 | |
| | | | | | | | | | | | | 249 | A | Bakersfield | | | 10 | | | | | 11 | |
| | | | | | | | | | | | | 249 | A | Bakersfield | | | 1 | | | | | 4 | |
| | | | | | | | | | | | | 293 | A | Chicago St. | | | 2 | | | | | 10 | |
| | | | | | | | | | | | | 293 | A | Chicago St. | | | 5 | | | | | 7 | |
| | | | | | | | | | | | | 293 | A | Chicago St. | | | 7 | | | | | 1 | |
| | | | | | | | | | | | | 297 | H | Northern Colo. | | | 2 | | | | | 1 | |
| | | | | | | | | | | | | 297 | N | Northern Colo. | | | 3 | | | | | 2 | |
| | | | | | | | | | | | | 297 | N | Northern Colo. | | | 3 | | | | | 1 | |
| | | | | LAST 15 GAMES | | | | | | | | | | | | | | | | | | | |
| | | | | 224 | H | Seattle | 9 | | 12 | 118 | A | Creighton | 6 | | 8 | | | | | | | | |
| | | | | 224 | H | Seattle | 0 | | 7 | 118 | A | Creighton | 3 | | 4 | | | | | | | | |
| | | | | 224 | H | Seattle | 6 | | 5 | 118 | A | Creighton | 2 | | 6 | | | | | | | | |
| | | | | 293 | A | Chicago St. | 5 | | 7 | | | | | | | | | | | | | | |
| | | | | 293 | A | Chicago St. | 7 | | 1 | | | | | | | | | | | | | | |

Non-Div. I Games:

North Dakota

| | | | | |
|-----|---|------------------|---|----|
| 293 | A | Chicago St. | 2 | 10 |
| 230 | A | South Dakota St. | 9 | 10 |

N
o
r
t
h
D
a
k
o
t
a

N
o
r
t
h
D
a
k
o
t
a

| Average RPI Win: | 253 | WON-LOST RECORD | WINNING PCT. RANK | LAST 15 GAMES | STRENGTH OF SCHEDULE | OPP. STRENGTH OF SCHEDULE | TEAM RPI | ADJ RPI | CONF. RPI | ADJ CONF. RPI | |
|------------------|-------------|-----------------|-------------------|-----------------|----------------------|---------------------------|-----------------|------------|-----------|---------------|-------|
| DIV. I ONLY | | 13-24-0 | .35135 245 | 7-8-0 | 281 | 273 | 278 | .42671 277 | 29 | 29 | |
| DIV. I NON-CONF. | | 7-14-0 | .33333 239 | 1-1-0 | 232 | 245 | 247 | .45355 246 | 29 | 29 | |
| <hr/> | | | | | | | | | | | |
| TOTALS | RPI 1-25 | RPI 26-50 | | W-L RECORDS | RPI 51-100 | | RPI 101-150 | | RPI 150+ | | |
| 13-24-0 | 0-3-0 | 0-0-0 | | OVERALL | 0-1-0 | | 1-3-0 | | 12-17-0 | | |
| 3-5-0 | 0-0-0 | 0-0-0 | | HOME | 0-0-0 | | 0-0-0 | | 3-5-0 | | |
| 9-11-0 | 0-3-0 | 0-0-0 | | AWAY | 0-1-0 | | 0-0-0 | | 9-7-0 | | |
| 1-8-0 | 0-0-0 | 0-0-0 | | NEUTRAL | 0-0-0 | | 1-3-0 | | 0-5-0 | | |
| 7-14-0 | 0-3-0 | 0-0-0 | | NON-CONFERENCE | 0-1-0 | | 1-3-0 | | 6-7-0 | | |
| 1-1-0 | 0-0-0 | 0-0-0 | | HOME | 0-0-0 | | 0-0-0 | | 1-1-0 | | |
| 5-8-0 | 0-3-0 | 0-0- | | AWAY | 0-1-0 | | 0-0-0 | | 5-4-0 | | |
| 1-5-0 | 0-0-0 | 0-0-0 | | NEUTRAL | 0-0-0 | | 1-3-0 | | 0-2-0 | | |
| 6-10-0 | 0-0-0 | 0-0-0 | | CONFERENCE | 0-0-0 | | 0-0-0 | | 6-10-0 | | |
| 2-4-0 | 0-0-0 | 0-0-0 | | HOME | 0-0-0 | | 0-0-0 | | 2-4-0 | | |
| 4-3-0 | 0-0-0 | 0-0-0 | | AWAY | 0-0-0 | | 0-0-0 | | 4-3-0 | | |
| 0-3-0 | 0-0-0 | 0-0-0 | | NEUTRAL | 0-0-0 | | 0-0-0 | | 0-3-0 | | |
| RPI S | Opponent | Score | RPI S | Opponent | Score | RPI S | Opponent | Score | RPI S | Opponent | Score |
| 5 A | Florida St. | 2 13 | | | | 75 A | Saint Joseph's | 0 8 | 130 N | Bucknell | 5 6 |
| 5 A | Florida St. | 0 13 | | | | 130 N | Bucknell | 2 4 | | | |
| 5 A | Florida St. | 1 4 | | | | 130 N | Bucknell | 2 9 | | | |
| | | | | | | 130 N | Bucknell | 2 1 | | | |
| | | | | | | 177 H | Fairfield | 8 7 | | | |
| | | | | | | 177 H | Fairfield | 2 3 | | | |
| | | | | | | 177 H | Fairfield | 0 6 | | | |
| | | | | | | 198 A | Northeastern | 2 6 | | | |
| | | | | | | 198 A | Northeastern | 0 7 | | | |
| | | | | | | 198 A | Northeastern | 1 2 | | | |
| | | | | | | 228 A | Monmouth | 7 5 | | | |
| | | | | | | 232 N | Siena | 2 3 | | | |
| | | | | | | 232 N | Siena | 5 10 | | | |
| | | | | | | 232 N | Siena | 3 7 | | | |
| | | | | | | 239 N | Villanova | 5 6 | | | |
| | | | | | | 241 N | Temple | 4 10 | | | |
| | | | | | | 243 H | Quinnipiac | 5 2 | | | |
| | | | | | | 243 H | Quinnipiac | 4 6 | | | |
| | | | | | | 243 H | Quinnipiac | 3 4 | | | |
| | | | | | | 265 A | St. Bonaventure | 2 0 | | | |
| | | | 265 A | St. Bonaventure | 3 2 | | | | | | |
| | | | 265 H | St. Bonaventure | 2 1 | | | | | | |
| | | | 265 H | St. Bonaventure | 7 12 | | | | | | |
| | | | 284 A | N.C. Central | 22 2 | | | | | | |
| | | | 284 A | N.C. Central | 3 5 | | | | | | |
| | | | 284 A | N.C. Central | 7 1 | | | | | | |
| | | | 284 A | N.C. Central | 8 7 | | | | | | |
| | | | LAST 15 GAMES | | | | | | | | |
| | | | 290 A | Iona | 6 12 | 177 H | Fairfield | 8 7 | | | |
| | | | 290 A | Iona | 4 3 | 177 H | Fairfield | 2 3 | | | |
| | | | 290 A | Iona | 1 2 | 265 H | St. Bonaventure | 7 12 | | | |
| | | | 286 A | Rider | 9 10 | | | | | | |
| | | | 286 A | Rider | 8 5 | | | | | | |

Non-Div. I Games:

Niagara

| | | |
|-----------------|---|---|
| 286 A Rider | 7 | 6 |
| 177 H Fairfield | 0 | 6 |

| RPI | S | Opponent | Score | |
|-----|---|----------|-------|----|
| 286 | A | Rider | 7 | 6 |
| 286 | A | Rider | 8 | 5 |
| 286 | A | Rider | 9 | 10 |
| 290 | A | Iona | 1 | 2 |
| 290 | A | Iona | 4 | 3 |
| 290 | A | Iona | 6 | 12 |

Niagara

N
i
a
g
a
r
a

N
i
a
g
a
r
a

| Average RPI Win: 278 | | WON-LOST RECORD | | WINNING PCT. RANK | | LAST 15 GAMES | | STRENGTH OF SCHEDULE | | OPP. STRENGTH OF SCHEDULE | | TEAM RPI | | ADJ RPI | | CONF. RPI | | ADJ CONF. RPI | | | | |
|----------------------|---|-----------------|--|-------------------|----|------------------|---|----------------------|---|---------------------------|---|----------|---|------------|--|-----------|----|-----------------|---|----------------|----|----|
| DIV. I ONLY | | 17-23-0 | | .425 201 | | 8-5-0 | | 296 | | 265 | | 276 | | .42347 278 | | 31 | | 31 | | | | |
| DIV. I NON-CONF. | | 2-17-0 | | .10526 297 | | 2-2-0 | | 186 | | 5 | | 293 | | .39692 296 | | 31 | | 31 | | | | |
| TOTALS | | RPI 1-25 | | RPI 26-50 | | W-L RECORDS | | RPI 51-100 | | RPI 101-150 | | RPI 150+ | | | | | | | | | | |
| 17-23-0 | | 0-3-0 | | 0-1-0 | | OVERALL | | 0-3-0 | | 1-4-0 | | 16-12-0 | | | | | | | | | | |
| 8-8-0 | | 0-0-0 | | 0-0-0 | | HOME | | 0-0-0 | | 1-3-0 | | 7-5-0 | | | | | | | | | | |
| 9-13-0 | | 0-3-0 | | 0-1-0 | | AWAY | | 0-2-0 | | 0-1-0 | | 9-6-0 | | | | | | | | | | |
| 0-2-0 | | 0-0-0 | | 0-0-0 | | NEUTRAL | | 0-1-0 | | 0-0-0 | | 0-1-0 | | | | | | | | | | |
| 2-17-0 | | 0-3-0 | | 0-1-0 | | NON-CONFERENCE | | 0-3-0 | | 1-4-0 | | 1-6-0 | | | | | | | | | | |
| 2-3-0 | | 0-0-0 | | 0-0-0 | | HOME | | 0-0-0 | | 1-3-0 | | 1-0-0 | | | | | | | | | | |
| 0-12-0 | | 0-3-0 | | 0-0- | | AWAY | | 0-2-0 | | 0-1-0 | | 0-5-0 | | | | | | | | | | |
| 0-2-0 | | 0-0-0 | | 0-0-0 | | NEUTRAL | | 0-1-0 | | 0-0-0 | | 0-1-0 | | | | | | | | | | |
| 15-6-0 | | 0-0-0 | | 0-0-0 | | CONFERENCE | | 0-0-0 | | 0-0-0 | | 15-6-0 | | | | | | | | | | |
| 6-5-0 | | 0-0-0 | | 0-0-0 | | HOME | | 0-0-0 | | 0-0-0 | | 6-5-0 | | | | | | | | | | |
| 9-1-0 | | 0-0-0 | | 0-0-0 | | AWAY | | 0-0-0 | | 0-0-0 | | 9-1-0 | | | | | | | | | | |
| 0-0-0 | | 0-0-0 | | 0-0-0 | | NEUTRAL | | 0-0-0 | | 0-0-0 | | 0-0-0 | | | | | | | | | | |
| RPI | S | Opponent | | Score | | RPI | S | Opponent | | Score | | RPI | S | Opponent | | Score | | | | | | |
| 4 | A | Ole Miss | | 1 | 11 | 47 | A | Auburn | | 1 | 2 | 78 | N | California | | 3 | 8 | 102 | A | Central Ark. | 12 | 18 |
| 11 | A | Texas Tech | | 0 | 2 | | | | | | | 89 | A | Oklahoma | | 6 | 16 | 102 | H | Central Ark. | 1 | 13 |
| 11 | A | Texas Tech | | 1 | 5 | | | | | | | 89 | A | Oklahoma | | 0 | 11 | 110 | H | Pittsburgh | 5 | 0 |
| | | | | | | | | | | | | | | | | | | 110 | H | Pittsburgh | 2 | 4 |
| | | | | | | | | | | | | | | | | | | 110 | H | Pittsburgh | 2 | 3 |
| | | | | | | | | | | | | | | | | | | 158 | A | UALR | 3 | 9 |
| | | | | | | | | | | | | | | | | | | 158 | H | UALR | 6 | 5 |
| | | | | | | | | | | | | | | | | | | 172 | A | Tulane | 4 | 11 |
| | | | | | | | | | | | | | | | | | | 172 | A | Tulane | 2 | 3 |
| | | | | | | | | | | | | | | | | | | 172 | A | Tulane | 0 | 7 |
| | | | | | | | | | | | | | | | | | | 172 | A | Tulane | 1 | 3 |
| | | | | | | | | | | | | | | | | | | 194 | N | East Tenn. St. | 3 | 7 |
| | | | | | | | | | | | | | | | | | | 269 | H | Texas Southern | 8 | 9 |
| | | | | | | | | | | | | | | | | | | 269 | H | Texas Southern | 2 | 5 |
| | | | | | | | | | | | | | | | | | | 269 | H | Texas Southern | 9 | 2 |
| | | | | | | | | | | | | | | | | | | 294 | A | Prairie View | 1 | 5 |
| | | | | | | | | | | | | | | | | | | 294 | A | Prairie View | 6 | 3 |
| | | | | | | | | | | | | | | | | | | 294 | A | Prairie View | 3 | 2 |
| | | | | | | | | | | | | | | | | | | 294 | H | Prairie View | 4 | 5 |
| | | | | | | | | | | | | | | | | | | 294 | H | Prairie View | 3 | 0 |
| | | | | | | | | | | | | | | | | | | 296 | A | Alcorn | 7 | 3 |
| | | | | | | | | | | | | | | | | | | 300 | A | Grambling | 6 | 5 |
| | | | | | | | | | | | | | | | | | | 300 | A | Grambling | 8 | 5 |
| | | | | | | | | | | | | | | | | | | 300 | A | Grambling | 7 | 5 |
| | | | | | | | | | | | | | | | | | | 300 | H | Grambling | 3 | 2 |
| | | | | | | | | | | | | | | | | | | 300 | H | Grambling | 5 | 2 |
| | | | | | | | | | | | | | | | | | | 300 | H | Grambling | 1 | 6 |
| Non-Div. I Games: | | West Ala. | | 0 | 3 | Jarvis Christian | | 8 | 3 | Jarvis Christian | | 6 | 2 | West Ala. | | 0 | 13 | Ark.-Pine Bluff | | | | |

| | | |
|-----------------|---|---|
| 300 H Grambling | 5 | 2 |
| 300 H Grambling | 1 | 6 |

| RPI | S | Opponent | Score | |
|-----|---|-------------|-------|----|
| 302 | A | Southern U. | 8 | 6 |
| 302 | A | Southern U. | 9 | 2 |
| 302 | A | Southern U. | 5 | 2 |
| 302 | H | Southern U. | 17 | 16 |
| 302 | H | Southern U. | 3 | 4 |
| 302 | H | Southern U. | 16 | 7 |

Ark.-Pine Bluff

A
r
k
.
-
P
i
n
e
B
l
u
f
f

A
r
k
.
-
P
i
n
e
B
l
u
f
f

| Average RPI Win: 209 | | WON-LOST | WINNING | LAST 15 | STRENGTH OF | | OPP. STRENGTH | TEAM | ADJ | | CONF. | ADJ CONF. |
|-----------------------|----------|-----------------|-----------|-----------------|----------------|-------|-------------------|-------|-------------|------------------|----------|-----------|
| Average RPI Loss: 186 | | RECORD | PCT. RANK | GAMES | SCHEDULE | | OF SCHEDULE | RPI | RPI | | RPI | RPI |
| DIV. I ONLY | | 14-26-0 | .35 | 246 | 5-10-0 | | 287 | 235 | 279 | | 26 | 26 |
| DIV. I NON-CONF. | | 6-16-0 | .27273 | 265 | 0-0-0 | | 274 | 162 | 276 | | 26 | 26 |
| TOTALS | | RPI 1-25 | RPI 26-50 | | W-L RECORDS | | RPI 51-100 | | RPI 101-150 | | RPI 150+ | |
| 14-26-0 | | 0-0-0 | 0-0-0 | | OVERALL | | 1-6-0 | | 1-0-0 | | 12-20-0 | |
| 5-6-0 | | 0-0-0 | 0-0-0 | | HOME | | 0-0-0 | | 0-0-0 | | 5-6-0 | |
| 7-16-0 | | 0-0-0 | 0-0-0 | | AWAY | | 0-3-0 | | 0-0-0 | | 7-13-0 | |
| 2-4-0 | | 0-0-0 | 0-0-0 | | NEUTRAL | | 1-3-0 | | 1-0-0 | | 0-1-0 | |
| 6-16-0 | | 0-0-0 | 0-0-0 | | NON-CONFERENCE | | 1-6-0 | | 1-0-0 | | 4-10-0 | |
| 1-0-0 | | 0-0-0 | 0-0-0 | | HOME | | 0-0-0 | | 0-0-0 | | 1-0-0 | |
| 3-12-0 | | 0-0-0 | 0-0- | | AWAY | | 0-3-0 | | 0-0-0 | | 3-9-0 | |
| 2-4-0 | | 0-0-0 | 0-0-0 | | NEUTRAL | | 1-3-0 | | 1-0-0 | | 0-1-0 | |
| 8-10-0 | | 0-0-0 | 0-0-0 | | CONFERENCE | | 0-0-0 | | 0-0-0 | | 8-10-0 | |
| 4-6-0 | | 0-0-0 | 0-0-0 | | HOME | | 0-0-0 | | 0-0-0 | | 4-6-0 | |
| 4-4-0 | | 0-0-0 | 0-0-0 | | AWAY | | 0-0-0 | | 0-0-0 | | 4-4-0 | |
| 0-0-0 | | 0-0-0 | 0-0-0 | | NEUTRAL | | 0-0-0 | | 0-0-0 | | 0-0-0 | |
| RPI S | Opponent | Score | RPI S | Opponent | Score | RPI S | Opponent | Score | RPI S | Opponent | Score | |
| | | | | | | 65 N | Ball St. | 11 3 | 108 N | Missouri | 11 8 | |
| | | | | | | 65 N | Ball St. | 2 15 | 158 A | UALR | 1 3 | |
| | | | | | | 65 N | Ball St. | 1 3 | 165 A | Eastern Ill. | 5 10 | |
| | | | | | | 65 N | Ball St. | 2 9 | 165 A | Eastern Ill. | 14 3 | |
| | | | | | | 80 A | Southeast Mo. St. | 4 6 | 165 A | Eastern Ill. | 8 15 | |
| | | | | | | 80 A | Southeast Mo. St. | 6 7 | 197 A | Purdue | 1 7 | |
| | | | | | | 80 A | Southeast Mo. St. | 0 18 | 199 A | Omaha | 10 6 | |
| | | | | | | | | | 199 A | Omaha | 4 3 | |
| | | | | | | | | | 214 A | Western Ill. | 2 3 | |
| | | | | | | | | | 214 A | Western Ill. | 7 6 | |
| | | | | | | | | | 214 A | Western Ill. | 4 5 | |
| | | | | | | | | | 214 A | Western Ill. | 2 9 | |
| | | | | | | | | | 214 H | Western Ill. | 9 11 | |
| | | | | | | | | | 214 H | Western Ill. | 9 8 | |
| | | | | | | | | | 214 H | Western Ill. | 0 3 | |
| | | | | | | | | | 214 H | Western Ill. | 14 21 | |
| | | | | | | | | | 230 A | South Dakota St. | 9 5 | |
| | | | | | | | | | 230 A | South Dakota St. | 1 2 | |
| | | | | | | | | | 230 H | South Dakota St. | 0 3 | |
| | | | | | | | | | 230 H | South Dakota St. | 1 11 | |
| | | | | | | | | | 230 H | South Dakota St. | 2 3 | |
| | | | | | | | | | 230 H | South Dakota St. | 12 2 | |
| | | | | | | | | | 238 A | Butler | 9 10 | |
| | | | | | | | | | 238 A | Butler | 3 9 | |
| | | | | | | | | | 238 A | Butler | 4 6 | |
| | | | | | | | | | 238 H | Butler | 10 8 | |
| | | | | | | | | | 247 N | Ill.-Chicago | 6 14 | |
| Non-Div. I Games: | | Holy Cross (IN) | 17 5 | Holy Cross (IN) | | 13 0 | | | | | | |

IPFW

| | | |
|------------------------|---|---|
| 230 H South Dakota St. | 0 | 3 |
| 230 H South Dakota St. | 2 | 3 |

Through Games Of April 27, 2014

| RPI | S | Opponent | Score | |
|-----|---|------------------|-------|----|
| 251 | H | North Dakota St. | 8 | 2 |
| 251 | H | North Dakota St. | 3 | 2 |
| 281 | A | Alabama A&M | 4 | 11 |
| 281 | A | Alabama A&M | 10 | 5 |
| 281 | A | Alabama A&M | 1 | 5 |
| 281 | A | Alabama A&M | 5 | 2 |

IPFW

I
P
F
W

I
P
F
W

| Average RPI Win: 215 | | WON-LOST | WINNING | LAST 15 | STRENGTH OF | | OPP. STRENGTH | TEAM | ADJ | CONF. | ADJ CONF. |
|-----------------------|------------------|----------|-----------|----------------|----------------------|-------|---------------|-------|-------------------|---------|-----------|
| Average RPI Loss: 180 | | RECORD | PCT. RANK | GAMES | SCHEDULE | | OF SCHEDULE | RPI | RPI | RPI | RPI |
| DIV. I ONLY | | 15-29-0 | .34091 | 253 | 4-11-0 | | 248 | 249 | 280 | .42282 | 280 |
| DIV. I NON-CONF. | | 7-16-0 | .30435 | 257 | 2-4-0 | | 132 | 134 | 251 | .4479 | 250 |
| TOTALS | | RPI 1-25 | RPI 26-50 | | W-L RECORDS | | RPI 51-100 | | RPI 101-150 | | RPI 150+ |
| 15-29-0 | 0-0-0 | 1-4-0 | | OVERALL | | 1-5-0 | | 1-1-0 | | 12-19-0 | |
| 10-13-0 | 0-0-0 | 0-3-0 | | HOME | | 1-0-0 | | 1-0-0 | | 8-10-0 | |
| 5-15-0 | 0-0-0 | 1-1-0 | | AWAY | | 0-5-0 | | 0-1-0 | | 4-8-0 | |
| 0-1-0 | 0-0-0 | 0-0-0 | | NEUTRAL | | 0-0-0 | | 0-0-0 | | 0-1-0 | |
| 7-16-0 | 0-0-0 | 1-4-0 | | NON-CONFERENCE | | 1-5-0 | | 1-1-0 | | 4-6-0 | |
| 6-5-0 | 0-0-0 | 0-3-0 | | HOME | | 1-0-0 | | 1-0-0 | | 4-2-0 | |
| 1-10-0 | 0-0-0 | 1-0- | | AWAY | | 0-5-0 | | 0-1-0 | | 0-3-0 | |
| 0-1-0 | 0-0-0 | 0-0-0 | | NEUTRAL | | 0-0-0 | | 0-0-0 | | 0-1-0 | |
| 8-13-0 | 0-0-0 | 0-0-0 | | CONFERENCE | | 0-0-0 | | 0-0-0 | | 8-13-0 | |
| 4-8-0 | 0-0-0 | 0-0-0 | | HOME | | 0-0-0 | | 0-0-0 | | 4-8-0 | |
| 4-5-0 | 0-0-0 | 0-0-0 | | AWAY | | 0-0-0 | | 0-0-0 | | 4-5-0 | |
| 0-0-0 | 0-0-0 | 0-0-0 | | NEUTRAL | | 0-0-0 | | 0-0-0 | | 0-0-0 | |
| RPI S | Opponent | Score | | RPI S | Opponent | Score | | RPI S | Opponent | Score | |
| 30 | H Bryant | 0 | 1 | 68 | A North Carolina St. | 4 | 17 | 111 | A Elon | 2 | 10 |
| 30 | H Bryant | 0 | 4 | 68 | A North Carolina St. | 0 | 15 | 111 | H Elon | 5 | 3 |
| 36 | A High Point | 7 | 6 | 91 | A Davidson | 1 | 3 | 154 | A UNC Greensboro | 8 | 13 |
| 36 | H High Point | 3 | 25 | 91 | A Davidson | 4 | 7 | 154 | A UNC Greensboro | 7 | 8 |
| 42 | A North Carolina | 0 | 10 | 98 | A Radford | 1 | 15 | 188 | H Marshall | 2 | 6 |
| | | | | 98 | H Radford | 8 | 6 | 188 | H Marshall | 8 | 7 |
| | | | | | | | | 188 | H Marshall | 2 | 1 |
| | | | | | | | | 195 | A Winthrop | 2 | 8 |
| | | | | | | | | 216 | H Florida A&M | 2 | 5 |
| | | | | | | | | 216 | H Florida A&M | 7 | 11 |
| | | | | | | | | 216 | H Florida A&M | 2 | 4 |
| | | | | | | | | 237 | A Bethune-Cookman | 5 | 1 |
| | | | | | | | | 237 | A Bethune-Cookman | 3 | 5 |
| | | | | | | | | 237 | A Bethune-Cookman | 12 | 8 |
| | | | | | | | | 237 | H Bethune-Cookman | 5 | 4 |
| | | | | | | | | 237 | H Bethune-Cookman | 1 | 3 |
| | | | | | | | | 237 | H Bethune-Cookman | 4 | 3 |
| | | | | | | | | 263 | A Savannah St. | 4 | 3 |
| | | | | | | | | 263 | A Savannah St. | 15 | 1 |
| | | | | | | | | 263 | A Savannah St. | 0 | 10 |
| | | | | | | | | 263 | H Savannah St. | 11 | 13 |
| | | | | | | | | 263 | H Savannah St. | 7 | 17 |
| | | | | | | | | 263 | H Savannah St. | 1 | 2 |
| | | | | | | | | 270 | N Massachusetts | 0 | 15 |
| | | | | | | | | 283 | H Marist | 7 | 6 |
| | | | | | | | | 283 | H Marist | 3 | 0 |
| | | | | | | | | 283 | H Marist | 10 | 14 |
| LAST 15 GAMES | | | | 263 | H Savannah St. | 11 | 13 | 237 | H Bethune-Cookman | 5 | 4 |
| | | | | 263 | H Savannah St. | 1 | 2 | 283 | H Marist | 10 | 14 |
| | | | | 263 | H Savannah St. | 7 | 17 | 283 | H Marist | 7 | 6 |
| | | | | 36 | H High Point | 3 | 25 | | | | |
| | | | | 98 | A Radford | 1 | 15 | | | | |

Non-Div. I Games:

N.C. A&T

| | | | | |
|-----|---|-----------------|---|---|
| 237 | H | Bethune-Cookman | 4 | 3 |
| 237 | H | Bethune-Cookman | 1 | 3 |

| RPI | S | Opponent | Score | |
|-----|---|--------------|-------|----|
| 284 | A | N.C. Central | 3 | 12 |
| 284 | A | N.C. Central | 0 | 4 |
| 284 | A | N.C. Central | 3 | 5 |
| 284 | H | N.C. Central | 3 | 9 |
| 284 | H | N.C. Central | 6 | 5 |
| 284 | H | N.C. Central | 5 | 1 |

| Average RPI Win: 252 | | WON-LOST | WINNING | LAST 15 | STRENGTH OF | | OPP. STRENGTH | TEAM | ADJ | | CONF. | ADJ CONF. |
|-----------------------|----------|----------|------------|----------|----------------|------------|---------------|-------|-------------|-------------------|----------|-----------|
| Average RPI Loss: 193 | | RECORD | PCT. RANK | GAMES | SCHEDULE | | OF SCHEDULE | RPI | RPI | | RPI | RPI |
| DIV. I ONLY | | 16-27-0 | .37209 | 239 | 240 | | 293 | 281 | .42049 | | 281 | 31 |
| DIV. I NON-CONF. | | 7-19-0 | .26923 | 267 | 266 | | 268 | 299 | .38971 | | 299 | 31 |
| TOTALS | | RPI 1-25 | RPI 26-50 | | W-L RECORDS | | RPI 51-100 | | RPI 101-150 | | RPI 150+ | |
| 16-27-0 | | 0-0-0 | 0-1-0 | | OVERALL | | 1-2-0 | | 0-2-0 | | 15-22-0 | |
| 13-12-0 | | 0-0-0 | 0-0-0 | | HOME | | 1-1-0 | | 0-1-0 | | 12-10-0 | |
| 3-15-0 | | 0-0-0 | 0-1-0 | | AWAY | | 0-1-0 | | 0-1-0 | | 3-12-0 | |
| 0-0-0 | | 0-0-0 | 0-0-0 | | NEUTRAL | | 0-0-0 | | 0-0-0 | | 0-0-0 | |
| 7-19-0 | | 0-0-0 | 0-1-0 | | NON-CONFERENCE | | 1-2-0 | | 0-2-0 | | 6-14-0 | |
| 7-9-0 | | 0-0-0 | 0-0-0 | | HOME | | 1-1-0 | | 0-1-0 | | 6-7-0 | |
| 0-10-0 | | 0-0-0 | 0-0- | | AWAY | | 0-1-0 | | 0-1-0 | | 0-7-0 | |
| 0-0-0 | | 0-0-0 | 0-0-0 | | NEUTRAL | | 0-0-0 | | 0-0-0 | | 0-0-0 | |
| 9-8-0 | | 0-0-0 | 0-0-0 | | CONFERENCE | | 0-0-0 | | 0-0-0 | | 9-8-0 | |
| 6-3-0 | | 0-0-0 | 0-0-0 | | HOME | | 0-0-0 | | 0-0-0 | | 6-3-0 | |
| 3-5-0 | | 0-0-0 | 0-0-0 | | AWAY | | 0-0-0 | | 0-0-0 | | 3-5-0 | |
| 0-0-0 | | 0-0-0 | 0-0-0 | | NEUTRAL | | 0-0-0 | | 0-0-0 | | 0-0-0 | |
| RPI S | Opponent | Score | RPI S | Opponent | Score | RPI S | Opponent | Score | RPI S | Opponent | Score | |
| | | | 47 A | Auburn | 3 7 | 70 H | Samford | 5 3 | 131 A | Tennessee Tech | 1 7 | |
| | | | | | | 85 A | UAB | 6 9 | 131 H | Tennessee Tech | 2 5 | |
| | | | | | | 85 H | UAB | 3 10 | 159 A | Lipscomb | 5 18 | |
| | | | | | | | | | 164 A | Georgia St. | 6 19 | |
| | | | | | | | | | 164 A | Georgia St. | 3 19 | |
| | | | | | | | | | 171 A | Alabama St. | 2 6 | |
| | | | | | | | | | 171 A | Alabama St. | 2 6 | |
| | | | | | | | | | 171 A | Alabama St. | 1 11 | |
| | | | | | | | | | 171 H | Alabama St. | 1 11 | |
| | | | | | | | | | 171 H | Alabama St. | 5 4 | |
| | | | | | | | | | 171 H | Alabama St. | 5 15 | |
| | | | | | | | | | 181 A | Troy | 6 9 | |
| | | | | | | | | | 183 H | Morehead St. | 4 2 | |
| | | | | | | | | | 183 H | Morehead St. | 8 9 | |
| | | | | | | | | | 226 A | Louisiana Tech | 1 3 | |
| | | | | | | | | | 226 A | Louisiana Tech | 3 4 | |
| | | | | | | | | | 226 A | Louisiana Tech | 5 7 | |
| | | | | | | | | | 230 H | South Dakota St. | 5 12 | |
| | | | | | | | | | 230 H | South Dakota St. | 1 2 | |
| | | | | | | | | | 230 H | South Dakota St. | 6 4 | |
| | | | | | | | | | 230 H | South Dakota St. | 4 11 | |
| | | | | | | | | | 266 H | Abilene Christian | 7 1 | |
| | | | | | | | | | 266 H | Abilene Christian | 12 13 | |
| | | | | | | | | | 266 H | Abilene Christian | 9 8 | |
| | | | | | | | | | 275 A | Jackson St. | 7 12 | |
| | | | | | | | | | 275 A | Jackson St. | 1 2 | |
| | | | | | | | | | 275 A | Jackson St. | 8 1 | |
| Non-Div. I Games: | | | North Ala. | | 9 7 | North Ala. | | 4 5 | Alabama A&M | | | |

| | | | | |
|-----|---|----------------|---|---|
| 171 | A | Alabama St. | 2 | 6 |
| 131 | A | Tennessee Tech | 1 | 7 |

| RPI | S | Opponent | Score | |
|-----|---|-------------|-------|----|
| 275 | H | Jackson St. | 13 | 9 |
| 275 | H | Jackson St. | 7 | 4 |
| 275 | H | Jackson St. | 2 | 1 |
| 279 | H | IPFW | 5 | 10 |
| 279 | H | IPFW | 2 | 5 |
| 279 | H | IPFW | 11 | 4 |
| 279 | H | IPFW | 5 | 1 |
| 296 | A | Alcorn | 9 | 2 |
| 296 | A | Alcorn | 18 | 14 |
| 296 | H | Alcorn | 2 | 3 |
| 296 | H | Alcorn | 5 | 4 |
| 296 | H | Alcorn | 8 | 7 |

Alabama A&M

A
l
a
b
a
m
a
A
&
M

A
l
a
b
a
m
a
A
&
M

| Average RPI Win: | 251 | WON-LOST | WINNING | LAST 15 | STRENGTH OF | OPP. STRENGTH | TEAM | ADJ | CONF. | ADJ CONF. | |
|-------------------|----------|-----------|----------------|--------------|-------------|---------------|----------|----------|-------|-------------|-------|
| Average RPI Loss: | 168 | RECORD | PCT. RANK | GAMES | SCHEDULE | OF SCHEDULE | RPI | RPI | RPI | RPI | |
| DIV. I ONLY | 11-28-0 | .28205 | 281 | 6-9-0 | 236 | 287 | 282 | .42041 | 282 | 29 | 29 |
| DIV. I NON-CONF. | 5-16-0 | .2381 | 273 | 2-2-0 | 97 | 283 | 255 | .44517 | 255 | 29 | 29 |
| TOTALS | RPI 1-25 | RPI 26-50 | W-L RECORDS | | RPI 51-100 | RPI 101-150 | | RPI 150+ | | | |
| 11-28-0 | 0-0-0 | 0-1-0 | OVERALL | | 0-6-0 | 0-8-0 | | 11-13-0 | | | |
| 5-4-0 | 0-0-0 | 0-0-0 | HOME | | 0-0-0 | 0-0-0 | | 5-4-0 | | | |
| 4-20-0 | 0-0-0 | 0-0-0 | AWAY | | 0-5-0 | 0-8-0 | | 4-7-0 | | | |
| 2-4-0 | 0-0-0 | 0-1-0 | NEUTRAL | | 0-1-0 | 0-0-0 | | 2-2-0 | | | |
| 5-16-0 | 0-0-0 | 0-1-0 | NON-CONFERENCE | | 0-3-0 | 0-8-0 | | 5-4-0 | | | |
| 2-1-0 | 0-0-0 | 0-0-0 | HOME | | 0-0-0 | 0-0-0 | | 2-1-0 | | | |
| 1-11-0 | 0-0-0 | 0-0- | AWAY | | 0-2-0 | 0-8-0 | | 1-1-0 | | | |
| 2-4-0 | 0-0-0 | 0-1-0 | NEUTRAL | | 0-1-0 | 0-0-0 | | 2-2-0 | | | |
| 6-12-0 | 0-0-0 | 0-0-0 | CONFERENCE | | 0-3-0 | 0-0-0 | | 6-9-0 | | | |
| 3-3-0 | 0-0-0 | 0-0-0 | HOME | | 0-0-0 | 0-0-0 | | 3-3-0 | | | |
| 3-9-0 | 0-0-0 | 0-0-0 | AWAY | | 0-3-0 | 0-0-0 | | 3-6-0 | | | |
| 0-0-0 | 0-0-0 | 0-0-0 | NEUTRAL | | 0-0-0 | 0-0-0 | | 0-0-0 | | | |
| RPI S | Opponent | Score | RPI S | Opponent | Score | RPI S | Opponent | Score | RPI S | Opponent | Score |
| | | | 40 N | Oklahoma St. | 7 10 | 76 A | Campbell | 2 12 | 105 A | FGCU | 1 3 |
| | | | | | | 76 A | Campbell | 4 7 | 105 A | FGCU | 2 3 |
| | | | | | | 89 N | Oklahoma | 0 9 | 105 A | FGCU | 3 13 |
| | | | | | | 100 A | Canisius | 0 10 | 105 A | FGCU | 2 5 |
| | | | | | | 100 A | Canisius | 3 4 | 107 A | Seton Hall | 0 2 |
| | | | | | | 100 A | Canisius | 6 10 | 107 A | Seton Hall | 0 8 |
| | | | | | | | | | 107 A | Seton Hall | 2 3 |
| | | | | | | | | | 126 A | Stony Brook | 4 16 |
| | | | | | | | | | 155 N | Delaware | 7 2 |
| | | | | | | | | | 155 N | Delaware | 3 4 |
| | | | | | | | | | 173 N | Santa Clara | 2 10 |
| | | | | | | | | | 206 A | Hofstra | 2 8 |
| | | | | | | | | | 206 H | Hofstra | 5 0 |
| | | | | | | | | | 228 H | Monmouth | 2 0 |
| | | | | | | | | | 228 H | Monmouth | 5 4 |
| | | | | | | | | | 228 H | Monmouth | 0 6 |
| | | | | | | | | | 243 A | Quinnipiac | 0 4 |
| | | | | | | | | | 243 A | Quinnipiac | 9 0 |
| | | | | | | | | | 243 A | Quinnipiac | 4 5 |
| | | | | | | | | | 250 H | Fordham | 6 2 |
| | | | | | | | | | 283 A | Marist | 7 8 |
| | | | | | | | | | 283 A | Marist | 6 11 |
| | | | | | | | | | 283 A | Marist | 0 6 |
| | | | | | | | | | 286 A | Rider | 0 7 |
| | | | | | | | | | 286 A | Rider | 3 2 |
| | | | | | | | | | 286 A | Rider | 9 8 |
| | | | | | | | | | 288 A | Albany (NY) | 9 7 |
| | | | | | | | | | 288 A | Albany (NY) | 9 7 |
| | | | | | | | | | | | |
| | | | | | | | | | | | |
| | | | | | | | | | | | |
| | | | | | | | | | | | |
| | | | | | | | | | | | |
| | | | | | | | | | | | |
| | | | | | | | | | | | |
| | | | | | | | | | | | |
| | | | | | | | | | | | |
| | | | | | | | | | | | |
| | | | | | | | | | | | |
| | | | | | | | | | | | |
| | | | | | | | | | | | |
| | | | | | | | | | | | |
| | | | | | | | | | | | |
| | | | | | | | | | | | |
| | | | | | | | | | | | |
| | | | | | | | | | | | |
| | | | | | | | | | | | |
| | | | | | | | | | | | |
| | | | | | | | | | | | |
| | | | | | | | | | | | |
| | | | | | | | | | | | |
| | | | | | | | | | | | |
| | | | | | | | | | | | |
| | | | | | | | | | | | |
| | | | | | | | | | | | |
| | | | | | | | | | | | |
| | | | | | | | | | | | |
| | | | | | | | | | | | |
| | | | | | | | | | | | |
| | | | | | | | | | | | |
| | | | | | | | | | | | |
| | | | | | | | | | | | |
| | | | | | | | | | | | |
| | | | | | | | | | | | |
| | | | | | | | | | | | |
| | | | | | | | | | | | |
| | | | | | | | | | | | |
| | | | | | | | | | | | |
| | | | | | | | | | | | |
| | | | | | | | | | | | |
| | | | | | | | | | | | |
| | | | | | | | | | | | |
| | | | | | | | | | | | |
| | | | | | | | | | | | |
| | | | | | | | | | | | |
| | | | | | | | | | | | |
| | | | | | | | | | | | </ |

Non-Div. I Games:

Manhattan

| | | |
|--------------|---|----|
| 283 A Marist | 6 | 11 |
| 283 A Marist | 7 | 8 |

| RPI | S | Opponent | Score | |
|-----|---|----------|-------|----|
| 290 | H | Iona | 3 | 2 |
| 290 | H | Iona | 6 | 10 |
| 290 | H | Iona | 2 | 4 |
| 301 | H | NYIT | 0 | 13 |
| 301 | N | NYIT | 2 | 0 |

Manhattan

M
a
n
h
a
t
t
a
n

M
a
n
h
a
t
t
a
n

| Average RPI Win: 250 | | WON-LOST RECORD | WINNING PCT. RANK | | LAST 15 GAMES | STRENGTH OF SCHEDULE | OPP. STRENGTH OF SCHEDULE | TEAM RPI | ADJ RPI | | CONF. RPI | ADJ CONF. RPI | | | |
|-----------------------|---|--------------------|----------------------|---------------|------------------|-------------------------|------------------------------|-------------|------------|-------------|--------------|------------------|----|--|----|
| Average RPI Loss: 201 | | | | | | | | | | | | | | | |
| DIV. I ONLY | | 12-28-0 | .3 | 274 | 5-10-0 | 264 | 289 | 283 | .41771 | 283 | 29 | 29 | | | |
| DIV. I NON-CONF. | | 7-18-0 | .28 | 263 | 1-5-0 | 245 | 293 | 271 | .43495 | 271 | 29 | 29 | | | |
| <hr/> | | | | | | | | | | | | | | | |
| TOTALS | | RPI 1-25 | | RPI 26-50 | | W-L RECORDS | | RPI 51-100 | | RPI 101-150 | | RPI 150+ | | | |
| 12-28-0 | | 0-0-0 | | 0-0-0 | | OVERALL | | 0-6-0 | | 0-2-0 | | 12-20-0 | | | |
| 3-6-0 | | 0-0-0 | | 0-0-0 | | HOME | | 0-3-0 | | 0-0-0 | | 3-3-0 | | | |
| 7-17-0 | | 0-0-0 | | 0-0-0 | | AWAY | | 0-3-0 | | 0-1-0 | | 7-13-0 | | | |
| 2-5-0 | | 0-0-0 | | 0-0-0 | | NEUTRAL | | 0-0-0 | | 0-1-0 | | 2-4-0 | | | |
| 7-18-0 | | 0-0-0 | | 0-0-0 | | NON-CONFERENCE | | 0-3-0 | | 0-2-0 | | 7-13-0 | | | |
| 0-2-0 | | 0-0-0 | | 0-0-0 | | HOME | | 0-0-0 | | 0-0-0 | | 0-2-0 | | | |
| 6-12-0 | | 0-0-0 | | 0-0- | | AWAY | | 0-3-0 | | 0-1-0 | | 6-8-0 | | | |
| 1-4-0 | | 0-0-0 | | 0-0-0 | | NEUTRAL | | 0-0-0 | | 0-1-0 | | 1-3-0 | | | |
| 5-10-0 | | 0-0-0 | | 0-0-0 | | CONFERENCE | | 0-3-0 | | 0-0-0 | | 5-7-0 | | | |
| 3-4-0 | | 0-0-0 | | 0-0-0 | | HOME | | 0-3-0 | | 0-0-0 | | 3-1-0 | | | |
| 1-5-0 | | 0-0-0 | | 0-0-0 | | AWAY | | 0-0-0 | | 0-0-0 | | 1-5-0 | | | |
| 1-1-0 | | 0-0-0 | | 0-0-0 | | NEUTRAL | | 0-0-0 | | 0-0-0 | | 1-1-0 | | | |
| RPI | S | Opponent | Score | RPI | S | Opponent | Score | RPI | S | Opponent | Score | | | | |
| | | | | | | | | | | | | | | | |
| | | | | | | 73 A | Col. of Charleston | 4 | | 5 | 126 A | Stony Brook | 3 | | 9 |
| | | | | | | 73 A | Col. of Charleston | 3 | | 7 | 136 N | Army | 2 | | 4 |
| | | | | | | 73 A | Col. of Charleston | 0 | | 7 | 156 A | Lamar | 6 | | 7 |
| | | | | | | 100 H | Canisius | 1 | | 8 | 156 A | Lamar | 4 | | 3 |
| | | | | | | 100 H | Canisius | 1 | | 8 | 215 A | Wofford | 10 | | 12 |
| | | | | | | 100 H | Canisius | 3 | | 7 | 215 A | Wofford | 3 | | 1 |
| | | | | | | | | | | | 215 A | Wofford | 8 | | 3 |
| | | | | | | | | | | | 218 H | UMass Lowell | 5 | | 8 |
| | | | | | | | | | | | 220 A | Holy Cross | 3 | | 5 |
| | | | | | | | | | | | 228 A | Monmouth | 0 | | 2 |
| | | | | | | | | | | | 228 A | Monmouth | 1 | | 4 |
| | | | | | | | | | | | 228 A | Monmouth | 1 | | 3 |
| | | | | | | | | | | | 229 A | Longwood | 4 | | 2 |
| | | | | | | | | | | | 229 A | Longwood | 2 | | 3 |
| | | | | | | | | | | | 229 A | Longwood | 3 | | 5 |
| | | | | | | | | | | | 229 A | Longwood | 4 | | 16 |
| | | | | | | | | | | | 232 H | Siena | 5 | | 6 |
| | | | | | | | | | | | 232 N | Siena | 1 | | 0 |
| | | | | | | | | | | | 232 N | Siena | 4 | | 8 |
| | | | | | | | | | | | 247 N | Ill.-Chicago | 7 | | 10 |
| | | | | | | | | | | | 247 N | Ill.-Chicago | 3 | | 11 |
| | | | | | | | | | | | 250 A | Fordham | 9 | | 0 |
| | | | | | | | | | | | 280 A | N.C. A&T | 6 | | 7 |
| | | | | | | | | | | | 280 A | N.C. A&T | 14 | | 10 |
| | | | | | | | | | | | 280 A | N.C. A&T | 0 | | 3 |
| | | | | | | | | | | | 282 H | Manhattan | 6 | | 0 |
| | | | | | | | | | | | 282 H | Manhattan | 11 | | 6 |
| | | | | LAST 15 GAMES | | | | | | | | | | | |
| | | | | | | 100 H | Canisius | 3 | | 7 | 282 H | Manhattan | 6 | | 0 |
| | | | | | | 100 H | Canisius | 1 | | 8 | 280 A | N.C. A&T | 14 | | 10 |
| | | | | | | 100 H | Canisius | 1 | | 8 | 280 A | N.C. A&T | 6 | | 7 |
| | | | | | | 136 N | Army | 2 | | 4 | | | | | |
| | | | | | | 218 H | UMass Lowell | 5 | | 8 | | | | | |

Non-Div. I Games:

Marist

| | | | | |
|-----|---|-----------|----|---|
| 282 | H | Manhattan | 8 | 7 |
| 282 | H | Manhattan | 11 | 6 |

| RPI | S | Opponent | Score | |
|-----|---|-------------|-------|---|
| 282 | H | Manhattan | 8 | 7 |
| 286 | A | Rider | 13 | 9 |
| 286 | A | Rider | 2 | 7 |
| 286 | A | Rider | 1 | 9 |
| 288 | H | Albany (NY) | 6 | 7 |
| 288 | N | Albany (NY) | 7 | 4 |
| 288 | N | Albany (NY) | 0 | 3 |

Marist

M
a
r
i
s
t

M
a
r
i
s
t

| Average RPI Win: 246 | | WON-LOST | WINNING | LAST 15 | STRENGTH OF | | OPP. STRENGTH | TEAM | ADJ | | CONF. | ADJ CONF. |
|-----------------------|----------|----------|-----------|----------------|--------------|-------|----------------|--------------|-------------|-----------------|----------|-----------|
| Average RPI Loss: 205 | | RECORD | PCT. RANK | GAMES | SCHEDULE | | OF SCHEDULE | RPI | RPI | | RPI | RPI |
| DIV. I ONLY | | 15-26-1 | .36905 | 240 | 6-9-0 | | 277 | 279 | 284 | .41723 | 284 | 30 |
| DIV. I NON-CONF. | | 3-14-1 | .19444 | 281 | 0-4-0 | | 215 | 269 | 297 | .39759 | 295 | 30 |
| TOTALS | | RPI 1-25 | RPI 26-50 | | W-L RECORDS | | RPI 51-100 | | RPI 101-150 | | RPI 150+ | |
| 15-26-1 | 0-0-0 | 0-1-0 | | OVERALL | | 0-5-0 | | 0-0-0 | | 15-20-1 | | |
| 10-10-0 | 0-0-0 | 0-0-0 | | HOME | | 0-3-0 | | 0-0-0 | | 10-7-0 | | |
| 5-16-1 | 0-0-0 | 0-1-0 | | AWAY | | 0-2-0 | | 0-0-0 | | 5-13-1 | | |
| 0-0-0 | 0-0-0 | 0-0-0 | | NEUTRAL | | 0-0-0 | | 0-0-0 | | 0-0-0 | | |
| 3-14-1 | 0-0-0 | 0-1-0 | | NON-CONFERENCE | | 0-5-0 | | 0-0-0 | | 3-8-1 | | |
| 2-6-0 | 0-0-0 | 0-0-0 | | HOME | | 0-3-0 | | 0-0-0 | | 2-3-0 | | |
| 1-8-1 | 0-0-0 | 0-0- | | AWAY | | 0-2-0 | | 0-0-0 | | 1-5-1 | | |
| 0-0-0 | 0-0-0 | 0-0-0 | | NEUTRAL | | 0-0-0 | | 0-0-0 | | 0-0-0 | | |
| 12-12-0 | 0-0-0 | 0-0-0 | | CONFERENCE | | 0-0-0 | | 0-0-0 | | 12-12-0 | | |
| 8-4-0 | 0-0-0 | 0-0-0 | | HOME | | 0-0-0 | | 0-0-0 | | 8-4-0 | | |
| 4-8-0 | 0-0-0 | 0-0-0 | | AWAY | | 0-0-0 | | 0-0-0 | | 4-8-0 | | |
| 0-0-0 | 0-0-0 | 0-0-0 | | NEUTRAL | | 0-0-0 | | 0-0-0 | | 0-0-0 | | |
| RPI S | Opponent | Score | RPI S | Opponent | Score | RPI S | Opponent | Score | RPI S | Opponent | Score | |
| | | | 36 A | High Point | 3 16 | 61 A | Duke | 1 9 | 171 A | Alabama St. | 8 9 | |
| | | | | | | 61 H | Duke | 2 11 | 171 A | Alabama St. | 2 3 | |
| | | | | | | 63 A | East Carolina | 5 12 | 171 A | Alabama St. | 1 14 | |
| | | | | | | 87 H | UNC Wilmington | 0 9 | 184 A | Furman | 3 2 | |
| | | | | | | 100 H | Canisius | 7 15 | 216 A | Florida A&M | 5 13 | |
| | | | | | | | | | 216 A | Florida A&M | 6 5 | |
| | | | | | | | | | 216 H | Florida A&M | 3 7 | |
| | | | | | | | | | 216 H | Florida A&M | 8 5 | |
| | | | | | | | | | 216 H | Florida A&M | 15 11 | |
| | | | | | | | | | 229 A | Longwood | 5 11 | |
| | | | | | | | | | 229 H | Longwood | 16 12 | |
| | | | | | | | | | 236 A | Presbyterian | 8 8 | |
| | | | | | | | | | 237 A | Bethune-Cookman | 3 2 | |
| | | | | | | | | | 237 A | Bethune-Cookman | 1 12 | |
| | | | | | | | | | 237 A | Bethune-Cookman | 7 4 | |
| | | | | | | | | | 237 H | Bethune-Cookman | 3 9 | |
| | | | | | | | | | 237 H | Bethune-Cookman | 2 3 | |
| | | | | | | | | | 237 H | Bethune-Cookman | 5 3 | |
| | | | | | | | | | 263 A | Savannah St. | 3 6 | |
| | | | | | | | | | 263 A | Savannah St. | 3 5 | |
| | | | | | | | | | 263 H | Savannah St. | 4 5 | |
| | | | | | | | | | 263 H | Savannah St. | 5 4 | |
| | | | | | | | | | 263 H | Savannah St. | 9 8 | |
| | | | | | | | | | 264 A | UNC Asheville | 4 8 | |
| | | | | | | | | | 277 H | Niagara | 1 7 | |
| | | | | | | | | | 277 H | Niagara | 7 8 | |
| | | | | | | | | | 277 H | Niagara | 5 3 | |
| Non-Div. I Games: | | | 17 | 15 | Virginia St. | 12 | 6 | N.C. Central | | | | |

| | | | | |
|-----|---|--------------|---|----|
| 263 | A | Savannah St. | 3 | 6 |
| 61 | H | Duke | 2 | 11 |

| RPI | S | Opponent | Score | |
|-----|---|------------|-------|----|
| 277 | H | Niagara | 2 | 22 |
| 280 | A | N.C. A&T | 9 | 3 |
| 280 | A | N.C. A&T | 1 | 5 |
| 280 | A | N.C. A&T | 5 | 6 |
| 280 | H | N.C. A&T | 12 | 3 |
| 280 | H | N.C. A&T | 4 | 0 |
| 280 | H | N.C. A&T | 5 | 3 |
| 299 | A | Coppin St. | 8 | 11 |
| 299 | A | Coppin St. | 1 | 5 |

UMES

| Average RPI Win: 261 | | WON-LOST RECORD | WINNING PCT. RANK | | LAST 15 GAMES | STRENGTH OF SCHEDULE | OPP. STRENGTH OF SCHEDULE | TEAM RPI | ADJ RPI | | CONF. RPI | ADJ CONF. RPI | | | |
|-----------------------|---|--------------------|----------------------|-----------|------------------|-------------------------|------------------------------|-------------------|------------|-------------|--------------|-------------------|--------------|----|----|
| Average RPI Loss: 214 | | | | | | | | | | | | | | | |
| DIV. I ONLY | | 13-26-0 | .33333 | 255 | 6-9-0 | 293 | 286 | 285 | .41519 | 285 | 30 | 30 | | | |
| DIV. I NON-CONF. | | 5-15-0 | .25 | 271 | 1-4-0 | 212 | 256 | 262 | .44097 | 262 | 30 | 30 | | | |
| <hr/> | | | | | | | | | | | | | | | |
| TOTALS | | RPI 1-25 | | RPI 26-50 | | W-L RECORDS | | RPI 51-100 | | RPI 101-150 | | RPI 150+ | | | |
| 13-26-0 | | 0-0-0 | | 0-0-0 | | OVERALL | | 0-4-0 | | 0-4-0 | | 13-18-0 | | | |
| 3-6-0 | | 0-0-0 | | 0-0-0 | | HOME | | 0-0-0 | | 0-0-0 | | 3-6-0 | | | |
| 10-18-0 | | 0-0-0 | | 0-0-0 | | AWAY | | 0-2-0 | | 0-4-0 | | 10-12-0 | | | |
| 0-2-0 | | 0-0-0 | | 0-0-0 | | NEUTRAL | | 0-2-0 | | 0-0-0 | | 0-0-0 | | | |
| 5-15-0 | | 0-0-0 | | 0-0-0 | | NON-CONFERENCE | | 0-4-0 | | 0-4-0 | | 5-7-0 | | | |
| 1-1-0 | | 0-0-0 | | 0-0-0 | | HOME | | 0-0-0 | | 0-0-0 | | 1-1-0 | | | |
| 4-12-0 | | 0-0-0 | | 0-0- | | AWAY | | 0-2-0 | | 0-4-0 | | 4-6-0 | | | |
| 0-2-0 | | 0-0-0 | | 0-0-0 | | NEUTRAL | | 0-2-0 | | 0-0-0 | | 0-0-0 | | | |
| 8-11-0 | | 0-0-0 | | 0-0-0 | | CONFERENCE | | 0-0-0 | | 0-0-0 | | 8-11-0 | | | |
| 2-5-0 | | 0-0-0 | | 0-0-0 | | HOME | | 0-0-0 | | 0-0-0 | | 2-5-0 | | | |
| 6-6-0 | | 0-0-0 | | 0-0-0 | | AWAY | | 0-0-0 | | 0-0-0 | | 6-6-0 | | | |
| 0-0-0 | | 0-0-0 | | 0-0-0 | | NEUTRAL | | 0-0-0 | | 0-0-0 | | 0-0-0 | | | |
| RPI | S | Opponent | Score | RPI | S | Opponent | Score | RPI | S | Opponent | Score | | | | |
| | | | | | | | | 61 | A | Duke | 7 | 15 | | | |
| | | | | | | | | 95 | A | VMI | 0 | 17 | | | |
| | | | | | | | | 97 | N | Buffalo | 3 | 5 | | | |
| | | | | | | | | 97 | N | Buffalo | 1 | 11 | | | |
| | | | | | | | | | | 127 | A | Ga. Southern | 0 | 23 | |
| | | | | | | | | | | 127 | A | Ga. Southern | 3 | 9 | |
| | | | | | | | | | | 127 | A | Ga. Southern | 1 | 10 | |
| | | | | | | | | | | 127 | A | Ga. Southern | 3 | 8 | |
| | | | | | | | | | | 154 | A | UNC Greensboro | 5 | 16 | |
| | | | | | | | | | | 201 | A | Georgetown | 3 | 7 | |
| | | | | | | | | | | 201 | A | Georgetown | 2 | 7 | |
| | | | | | | | | | | 207 | A | Mt. St. Mary's | 5 | 3 | |
| | | | | | | | | | | 207 | A | Mt. St. Mary's | 8 | 4 | |
| | | | | | | | | | | 233 | A | Delaware St. | 5 | 1 | |
| | | | | | | | | | | 233 | A | Delaware St. | 6 | 16 | |
| | | | | | | | | | | 233 | A | Delaware St. | 3 | 2 | |
| | | | | | | | | | | 233 | H | Delaware St. | 8 | 15 | |
| | | | | | | | | | | 248 | A | Lehigh | 11 | 3 | |
| | | | | | | | | | | 248 | A | Lehigh | 3 | 6 | |
| | | | | | | | | | | 261 | A | Navy | 10 | 4 | |
| | | | | | | | | | | 261 | H | Navy | 8 | 7 | |
| | | | | | | | | | | 268 | A | UMBC | 2 | 5 | |
| | | | | | | | | | | 273 | A | Norfolk St. | 1 | 3 | |
| | | | | | | | | | | 273 | A | Norfolk St. | 9 | 3 | |
| | | | | | | | | | | 273 | A | Norfolk St. | 6 | 7 | |
| | | | | | | | | | | 273 | H | Norfolk St. | 3 | 13 | |
| | | | | | | | | | | 273 | H | Norfolk St. | 2 | 4 | |
| | | | | | | | | | | 273 | H | Norfolk St. | 6 | 5 | |
| | | | | | | | | | | 287 | A | George Washington | 2 | 3 | |
| | | | | | | | | | | 287 | H | George Washington | 1 | 14 | |
| | | | | | | | | | | 299 | A | Coppin St. | 14 | 3 | |
| <hr/> | | | | | | | | | | | | | | | |
| LAST 15 GAMES | | | | | | | | | | | | | | | |
| | | | | | | 299 | A | Coppin St. | 3 | 4 | 233 | A | Delaware St. | 6 | 16 |
| | | | | | | 299 | A | Coppin St. | 11 | 4 | 233 | A | Delaware St. | 5 | 1 |
| | | | | | | 299 | A | Coppin St. | 4 | 1 | 233 | A | Delaware St. | 3 | 2 |
| | | | | | | 287 | H | George Washington | 1 | 14 | | | | | |
| | | | | | | 201 | A | Georgetown | 2 | 7 | | | | | |

Non-Div. I Games:

UMES

| | | | | |
|-----|---|--------------|---|----|
| 201 | A | Georgetown | 3 | 7 |
| 233 | H | Delaware St. | 8 | 15 |

| RPI | S | Opponent | Score | |
|-----|---|------------|-------|----|
| 299 | A | Coppin St. | 3 | 6 |
| 299 | A | Coppin St. | 4 | 11 |
| 299 | A | Coppin St. | 11 | 4 |
| 299 | A | Coppin St. | 3 | 4 |
| 299 | A | Coppin St. | 4 | 1 |
| 299 | H | Coppin St. | 9 | 1 |
| 299 | H | Coppin St. | 3 | 14 |
| 299 | H | Coppin St. | 3 | 4 |

| Average RPI Win: 248 | | WON-LOST RECORD | | WINNING PCT. RANK | | LAST 15 GAMES | | STRENGTH OF SCHEDULE | | OPP. STRENGTH OF SCHEDULE | | TEAM RPI | | ADJ RPI | | CONF. RPI | | ADJ CONF. RPI | |
|----------------------|---|-----------------|--|-------------------|----|----------------|---|----------------------|-----|---------------------------|---------------|----------|----|------------|---|---------------|---|---------------|----|
| DIV. I ONLY | | 13-25-0 | | .34211 250 | | 7-8-0 | | 275 | | 275 | | 286 | | .41352 286 | | 29 | | 29 | |
| DIV. I NON-CONF. | | 8-17-0 | | .32 247 | | 3-0-0 | | 142 | | 282 | | 243 | | .45548 242 | | 29 | | 29 | |
| TOTALS | | RPI 1-25 | | RPI 26-50 | | W-L RECORDS | | RPI 51-100 | | RPI 101-150 | | RPI 150+ | | | | | | | |
| 13-25-0 | | 0-2-0 | | 0-0-0 | | OVERALL | | 0-6-0 | | 0-1-0 | | 13-16-0 | | | | | | | |
| 8-7-0 | | 0-0-0 | | 0-0-0 | | HOME | | 0-0-0 | | 0-1-0 | | 8-6-0 | | | | | | | |
| 4-14-0 | | 0-2-0 | | 0-0-0 | | AWAY | | 0-4-0 | | 0-0-0 | | 4-8-0 | | | | | | | |
| 1-4-0 | | 0-0-0 | | 0-0-0 | | NEUTRAL | | 0-2-0 | | 0-0-0 | | 1-2-0 | | | | | | | |
| 8-17-0 | | 0-2-0 | | 0-0-0 | | NON-CONFERENCE | | 0-6-0 | | 0-1-0 | | 8-8-0 | | | | | | | |
| 4-2-0 | | 0-0-0 | | 0-0-0 | | HOME | | 0-0-0 | | 0-1-0 | | 4-1-0 | | | | | | | |
| 3-11-0 | | 0-2-0 | | 0-0- | | AWAY | | 0-4-0 | | 0-0-0 | | 3-5-0 | | | | | | | |
| 1-4-0 | | 0-0-0 | | 0-0-0 | | NEUTRAL | | 0-2-0 | | 0-0-0 | | 1-2-0 | | | | | | | |
| 5-8-0 | | 0-0-0 | | 0-0-0 | | CONFERENCE | | 0-0-0 | | 0-0-0 | | 5-8-0 | | | | | | | |
| 4-5-0 | | 0-0-0 | | 0-0-0 | | HOME | | 0-0-0 | | 0-0-0 | | 4-5-0 | | | | | | | |
| 1-3-0 | | 0-0-0 | | 0-0-0 | | AWAY | | 0-0-0 | | 0-0-0 | | 1-3-0 | | | | | | | |
| 0-0-0 | | 0-0-0 | | 0-0-0 | | NEUTRAL | | 0-0-0 | | 0-0-0 | | 0-0-0 | | | | | | | |
| RPI | S | Opponent | | Score | | RPI | S | Opponent | | Score | | RPI | S | Opponent | | Score | | | |
| 22 | A | Liberty | | 2 | 11 | | | 58 | A | Western Caro. | | 5 | 6 | 107 | H | Seton Hall | | 3 | 4 |
| 22 | A | Liberty | | 1 | 3 | | | 58 | A | Western Caro. | | 8 | 23 | 155 | A | Delaware | | 5 | 11 |
| | | | | | | | | 58 | A | Western Caro. | | 3 | 11 | 155 | A | Delaware | | 1 | 11 |
| | | | | | | | | 65 | N | Ball St. | | 4 | 5 | 155 | A | Delaware | | 4 | 1 |
| | | | | | | | | 65 | N | Ball St. | | 1 | 4 | 211 | A | Wagner | | 2 | 3 |
| | | | | | | | | 90 | A | Rutgers | | 4 | 6 | 211 | H | Wagner | | 9 | 4 |
| | | | | | | | | | | | | | | 218 | H | UMass Lowell | | 5 | 1 |
| | | | | | | | | | | | | | | 218 | N | UMass Lowell | | 1 | 2 |
| | | | | | | | | | | | | | | 223 | A | Gardner-Webb | | 0 | 5 |
| | | | | | | | | | | | | | | 223 | A | Gardner-Webb | | 3 | 2 |
| | | | | | | | | | | | | | | 234 | H | Princeton | | 5 | 3 |
| | | | | | | | | | | | | | | 241 | N | Temple | | 8 | 15 |
| | | | | | | | | | | | | | | 241 | N | Temple | | 7 | 2 |
| | | | | | | | | | | | | | | 243 | A | Quinnipiac | | 3 | 2 |
| | | | | | | | | | | | | | | 262 | A | Saint Peter's | | 1 | 6 |
| | | | | | | | | | | | | | | 262 | A | Saint Peter's | | 0 | 3 |
| | | | | | | | | | | | | | | 262 | A | Saint Peter's | | 7 | 8 |
| | | | | | | | | | | | | | | 277 | H | Niagara | | 5 | 8 |
| | | | | | | | | | | | | | | 277 | H | Niagara | | 10 | 9 |
| | | | | | | | | | | | | | | 277 | H | Niagara | | 6 | 7 |
| | | | | | | | | | | | | | | 282 | H | Manhattan | | 2 | 3 |
| | | | | | | | | | | | | | | 282 | H | Manhattan | | 7 | 0 |
| | | | | | | | | | | | | | | 282 | H | Manhattan | | 8 | 9 |
| | | | | | | | | | | | | | | 283 | H | Marist | | 9 | 13 |
| | | | | | | | | | | | | | | 283 | H | Marist | | 7 | 2 |
| | | | | | | | | | | | | | | 283 | H | Marist | | 9 | 1 |
| | | | | | | | | | | | | | | 289 | A | NJIT | | 1 | 2 |
| LAST 15 GAMES | | | | | | | | | | | | | | | | | | | |
| | | | | 282 | H | Manhattan | 8 | 9 | 211 | H | Wagner | 9 | 4 | 282 | H | Manhattan | 8 | 9 | |
| | | | | 282 | H | Manhattan | 2 | 3 | 262 | A | Saint Peter's | 1 | 6 | 283 | H | Marist | 9 | 13 | |
| | | | | 282 | H | Manhattan | 7 | 0 | 262 | A | Saint Peter's | 0 | 3 | 283 | H | Marist | 7 | 2 | |
| | | | | 234 | H | Princeton | 5 | 3 | | | | | | 283 | H | Marist | 9 | 1 | |
| | | | | 277 | H | Niagara | 5 | 8 | | | | | | | | | | | |

Non-Div. I Games:

Rider

Rider

| | | | | |
|-----|---|---------|----|---|
| 277 | H | Niagara | 10 | 9 |
| 277 | H | Niagara | 6 | 7 |

Through Games Of April 27, 2014

| RPI | S | Opponent | Score | |
|-----|---|----------|-------|---|
| 289 | A | NJIT | 8 | 5 |
| 289 | H | NJIT | 1 | 5 |
| 289 | H | NJIT | 13 | 3 |

Rider

R
i
d
e
r

R
i
d
e
r

| Average RPI Win: 239 | | WON-LOST | WINNING | LAST 15 | STRENGTH OF | | OPP. STRENGTH | TEAM | ADJ | | CONF. | ADJ CONF. | | | |
|-----------------------|------------|----------|-----------|---------|-----------------|-------|---------------|-------|------------------|--------|----------|-----------|--------------------|-------|----|
| Average RPI Loss: 182 | | RECORD | PCT. RANK | GAMES | SCHEDULE | | OF SCHEDULE | RPI | RPI | | RPI | RPI | | | |
| DIV. I ONLY | | 14-27-0 | .34146 | 252 | 7-8-0 | | 252 | 262 | 287 | .41338 | 287 | 24 | 24 | | |
| DIV. I NON-CONF. | | 8-15-0 | .34783 | 231 | 2-1-0 | | 279 | 290 | 296 | .39852 | 294 | 25 | 25 | | |
| TOTALS | | RPI 1-25 | RPI 26-50 | | W-L RECORDS | | RPI 51-100 | | RPI 101-150 | | RPI 150+ | | | | |
| 14-27-0 | | 0-1-0 | 0-0-0 | | OVERALL | | 1-2-0 | | 0-4-0 | | 13-20-0 | | | | |
| 11-15-0 | | 0-0-0 | 0-0-0 | | HOME | | 1-2-0 | | 0-1-0 | | 10-12-0 | | | | |
| 3-12-0 | | 0-1-0 | 0-0-0 | | AWAY | | 0-0-0 | | 0-3-0 | | 3-8-0 | | | | |
| 0-0-0 | | 0-0-0 | 0-0-0 | | NEUTRAL | | 0-0-0 | | 0-0-0 | | 0-0-0 | | | | |
| 8-15-0 | | 0-1-0 | 0-0-0 | | NON-CONFERENCE | | 0-0-0 | | 0-4-0 | | 8-10-0 | | | | |
| 7-10-0 | | 0-0-0 | 0-0-0 | | HOME | | 0-0-0 | | 0-1-0 | | 7-9-0 | | | | |
| 1-5-0 | | 0-1-0 | 0-0- | | AWAY | | 0-0-0 | | 0-3-0 | | 1-1-0 | | | | |
| 0-0-0 | | 0-0-0 | 0-0-0 | | NEUTRAL | | 0-0-0 | | 0-0-0 | | 0-0-0 | | | | |
| 6-12-0 | | 0-0-0 | 0-0-0 | | CONFERENCE | | 1-2-0 | | 0-0-0 | | 5-10-0 | | | | |
| 4-5-0 | | 0-0-0 | 0-0-0 | | HOME | | 1-2-0 | | 0-0-0 | | 3-3-0 | | | | |
| 2-7-0 | | 0-0-0 | 0-0-0 | | AWAY | | 0-0-0 | | 0-0-0 | | 2-7-0 | | | | |
| 0-0-0 | | 0-0-0 | 0-0-0 | | NEUTRAL | | 0-0-0 | | 0-0-0 | | 0-0-0 | | | | |
| RPI S | Opponent | Score | | RPI S | Opponent | Score | | RPI S | Opponent | Score | | RPI S | Opponent | Score | |
| 1 | A Virginia | 0 | 10 | | | | | 75 | H Saint Joseph's | 1 | 13 | 125 | H Towson | 3 | 5 |
| | | | | | | | | 75 | H Saint Joseph's | 4 | 3 | 129 | A Southeastern La. | 1 | 6 |
| | | | | | | | | 75 | H Saint Joseph's | 1 | 3 | 129 | A Southeastern La. | 9 | 14 |
| | | | | | | | | | | | | 129 | A Southeastern La. | 3 | 9 |
| | | | | | | | | | | | | 174 | H George Mason | 3 | 10 |
| | | | | | | | | | | | | 174 | H George Mason | 3 | 7 |
| | | | | | | | | | | | | 174 | H George Mason | 4 | 3 |
| | | | | | | | | | | | | 175 | A Saint Louis | 4 | 10 |
| | | | | | | | | | | | | 175 | A Saint Louis | 4 | 5 |
| | | | | | | | | | | | | 175 | A Saint Louis | 4 | 10 |
| | | | | | | | | | | | | 196 | A Richmond | 1 | 3 |
| | | | | | | | | | | | | 196 | A Richmond | 3 | 6 |
| | | | | | | | | | | | | 196 | A Richmond | 2 | 6 |
| | | | | | | | | | | | | 201 | A Georgetown | 6 | 7 |
| | | | | | | | | | | | | 201 | H Georgetown | 2 | 6 |
| | | | | | | | | | | | | 219 | H Cornell | 3 | 4 |
| | | | | | | | | | | | | 219 | H Cornell | 1 | 8 |
| | | | | | | | | | | | | 219 | H Cornell | 4 | 3 |
| | | | | | | | | | | | | 219 | H Cornell | 2 | 6 |
| | | | | | | | | | | | | 228 | H Monmouth | 5 | 6 |
| | | | | | | | | | | | | 228 | H Monmouth | 1 | 0 |
| | | | | | | | | | | | | 228 | H Monmouth | 1 | 0 |
| | | | | | LAST 15 GAMES | | | | | | | 233 | H Delaware St. | 5 | 7 |
| | | | | 196 | A Richmond | 2 | 6 | 253 | A La Salle | 1 | 5 | 246 | H Lafayette | 1 | 0 |
| | | | | 196 | A Richmond | 1 | 3 | 253 | A La Salle | 3 | 1 | 246 | H Lafayette | 2 | 3 |
| | | | | 196 | A Richmond | 3 | 6 | 253 | A La Salle | 8 | 6 | 246 | H Lafayette | 2 | 4 |
| | | | | 285 | A UMES | 14 | 1 | | | | | 253 | A La Salle | 1 | 5 |
| | | | | 270 | H Massachusetts | 5 | 4 | | | | | | | | |

Non-Div. I Games:

George Washington

| | | | | |
|-----|---|---------------|---|---|
| 270 | H | Massachusetts | 3 | 2 |
| 270 | H | Massachusetts | 4 | 6 |

| RPI | S | Opponent | Score | |
|-----|---|---------------|-------|---|
| 253 | A | La Salle | 8 | 6 |
| 253 | A | La Salle | 3 | 1 |
| 262 | H | Saint Peter's | 11 | 4 |
| 268 | H | UMBC | 2 | 8 |
| 270 | H | Massachusetts | 4 | 6 |
| 270 | H | Massachusetts | 3 | 2 |
| 270 | H | Massachusetts | 5 | 4 |
| 285 | A | UMES | 14 | 1 |
| 285 | H | UMES | 3 | 2 |
| 299 | H | Coppin St. | 10 | 4 |

George Washington

G
e
o
r
g
e
W
a
s
h
i
n
g
t
o
n

G
e
o
r
g
e
W
a
s
h
i
n
g
t
o
n

| | | | | | | | | | | | |
|------------------|----------|--------------------|----------------------|------------------|-------|-------------------------|------------------------------|-------------|------------|----------------|------------------|
| Average RPI Win: | 231 | WON-LOST RECORD | WINNING PCT. RANK | LAST 15 GAMES | | STRENGTH OF SCHEDULE | OPP. STRENGTH OF SCHEDULE | TEAM RPI | ADJ RPI | CONF. RPI | ADJ CONF. RPI |
| DIV. I ONLY | | 7-26-0 | .21212 295 | 3-12-0 | | 213 | 270 | 288 | .41265 288 | 25 | 25 |
| DIV. I NON-CONF. | | 3-12-0 | .2 280 | 1-2-0 | | 237 | 151 | 282 | .42167 282 | 23 | 23 |
| <hr/> | | | | | | | | | | | |
| TOTALS | RPI 1-25 | RPI 26-50 | | W-L RECORDS | | RPI 51-100 | | RPI 101-150 | | RPI 150+ | |
| 7-26-0 | 0-0-0 | 0-3-0 | | OVERALL | | 1-0-0 | | 0-15-0 | | 6-8-0 | |
| 2-8-0 | 0-0-0 | 0-0-0 | | HOME | | 0-0-0 | | 0-3-0 | | 2-5-0 | |
| 4-15-0 | 0-0-0 | 0-3-0 | | AWAY | | 1-0-0 | | 0-10-0 | | 3-2-0 | |
| 1-3-0 | 0-0-0 | 0-0-0 | | NEUTRAL | | 0-0-0 | | 0-2-0 | | 1-1-0 | |
| 3-12-0 | 0-0-0 | 0-3-0 | | NON-CONFERENCE | | 1-0-0 | | 0-6-0 | | 2-3-0 | |
| 0-1-0 | 0-0-0 | 0-0-0 | | HOME | | 0-0-0 | | 0-0-0 | | 0-1-0 | |
| 2-8-0 | 0-0-0 | 0-0- | | AWAY | | 1-0-0 | | 0-4-0 | | 1-1-0 | |
| 1-3-0 | 0-0-0 | 0-0-0 | | NEUTRAL | | 0-0-0 | | 0-2-0 | | 1-1-0 | |
| 4-14-0 | 0-0-0 | 0-0-0 | | CONFERENCE | | 0-0-0 | | 0-9-0 | | 4-5-0 | |
| 2-7-0 | 0-0-0 | 0-0-0 | | HOME | | 0-0-0 | | 0-3-0 | | 2-4-0 | |
| 2-7-0 | 0-0-0 | 0-0-0 | | AWAY | | 0-0-0 | | 0-6-0 | | 2-1-0 | |
| 0-0-0 | 0-0-0 | 0-0-0 | | NEUTRAL | | 0-0-0 | | 0-0-0 | | 0-0-0 | |
| RPI S | Opponent | Score | RPI S | Opponent | Score | RPI S | Opponent | Score | RPI S | Opponent | Score |
| 30 | A Bryant | 3 13 | 30 | A Bryant | 4 14 | 76 | A Campbell | 6 3 | 124 | A Hawaii | 2 5 |
| 30 | A Bryant | | 30 | A Bryant | | | | | 124 | A Hawaii | 0 9 |
| 30 | A Bryant | 0 6 | | | | | | | 124 | A Hawaii | 7 9 |
| | | | | | | | | | 124 | A Hawaii | 6 12 |
| | | | | | | | | | 125 | N Towson | 2 8 |
| | | | | | | | | | 126 | A Stony Brook | 3 7 |
| | | | | | | | | | 126 | A Stony Brook | 2 6 |
| | | | | | | | | | 126 | A Stony Brook | 0 7 |
| | | | | | | | | | 126 | H Stony Brook | 7 12 |
| | | | | | | | | | 126 | H Stony Brook | 2 13 |
| | | | | | | | | | 126 | H Stony Brook | 3 6 |
| | | | | | | | | | 136 | N Army | 1 16 |
| | | | | | | | | | 150 | A Hartford | 0 3 |
| | | | | | | | | | 150 | A Hartford | 2 3 |
| | | | | | | | | | 150 | A Hartford | 9 12 |
| | | | | | | | | | 218 | H UMass Lowell | 8 7 |
| | | | | | | | | | 218 | H UMass Lowell | 4 11 |
| | | | | | | | | | 218 | H UMass Lowell | 3 2 |
| | | | | | | | | | 250 | A Fordham | 2 8 |
| | | | | | | | | | 268 | A UMBC | 6 4 |
| | | | | | | | | | 268 | A UMBC | 9 7 |
| | | | | | | | | | 268 | A UMBC | 2 3 |
| | | | | | | | | | 268 | H UMBC | 6 10 |
| | | | | | | | | | 268 | H UMBC | 5 9 |
| | | | | | | | | | 268 | H UMBC | 2 4 |
| | | | | | | | | | 282 | H Manhattan | 7 9 |
| | | | | | | | | | 283 | A Marist | 7 6 |
| | | | | | | | | | | | |
| | | | | | | | | | | | |
| | | | | | | | | | | | |
| | | | | | | | | | | | |
| | | | | | | | | | | | |
| | | | | | | | | | | | |
| | | | | | | | | | | | |
| | | | | | | | | | | | |
| | | | | | | | | | | | |
| | | | | | | | | | | | |
| | | | | | | | | | | | |
| | | | | | | | | | | | |
| | | | | | | | | | | | |
| | | | | | | | | | | | |
| | | | | | | | | | | | |
| | | | | | | | | | | | |
| | | | | | | | | | | | |
| | | | | | | | | | | | |
| | | | | | | | | | | | |
| | | | | | | | | | | | |
| | | | | | | | | | | | |
| | | | | | | | | | | | |
| | | | | | | | | | | | |
| | | | | | | | | | | | |
| | | | | | | | | | | | |
| | | | | | | | | | | | |
| | | | | | | | | | | | |
| | | | | | | | | | | | |
| | | | | | | | | | | | |
| | | | | | | | | | | | |
| | | | | | | | | | | | |
| | | | | | | | | | | | |
| | | | | | | | | | | | |
| | | | | | | | | | | | |
| | | | | | | | | | | | |
| | | | | | | | | | | | |
| | | | | | | | | | | | |
| | | | | | | | | | | | |
| | | | | | | | | | | | |
| | | | | | | | | | | | |
| | | | | | | | | | | | |
| | | | | | | | | | | | |
| | | | | | | | | | | | |
| | | | | | | | | | | | |
| | | | | | | | | | | | |
| | | | | | | | | | | | |
| | | | | | | | | | | | |
| | | | | | | | | | | | |
| | | </ | | | | | | | | | |

Non-Div. I Games:

Albany (NY)

| | | | | |
|-----|---|----------|---|---|
| 150 | A | Hartford | 0 | 3 |
| 150 | A | Hartford | 2 | 3 |

| RPI | S | Opponent | Score | |
|-----|---|----------|-------|---|
| 283 | N | Marist | 4 | 7 |
| 283 | N | Marist | 3 | 0 |

Albany (NY)

A
l
b
a
n
y
(
N
Y
)

A
l
b
a
n
y
(
N
Y
)

| Average RPI Win: 257 | | WON-LOST RECORD | WINNING PCT. RANK | LAST 15 GAMES | STRENGTH OF SCHEDULE | OPP. STRENGTH OF SCHEDULE | TEAM RPI | ADJ RPI | | CONF. RPI | ADJ CONF. RPI | | | | |
|-----------------------|---|--------------------|----------------------|------------------|-------------------------|------------------------------|-------------|------------|-----|---------------------|------------------|----------|---|---------------------|------|
| Average RPI Loss: 220 | | | | | | | | | | | | | | | |
| DIV. I ONLY | | 14-19-0 | .42424 204 | 7-8-0 | 302 | 255 | 289 | .41178 | 289 | 32 | 32 | | | | |
| DIV. I NON-CONF. | | 11-19-0 | .36667 225 | 5-8-0 | 301 | 271 | 290 | .40647 | 290 | 32 | 32 | | | | |
| <hr/> | | | | | | | | | | | | | | | |
| TOTALS | | RPI 1-25 | | RPI 26-50 | | W-L RECORDS | | RPI 51-100 | | RPI 101-150 | | RPI 150+ | | | |
| 14-19-0 | | 0-0-0 | | 0-0-0 | | OVERALL | | 0-0-0 | | 1-1-0 | | 13-18-0 | | | |
| 3-6-0 | | 0-0-0 | | 0-0-0 | | HOME | | 0-0-0 | | 0-0-0 | | 3-6-0 | | | |
| 9-11-0 | | 0-0-0 | | 0-0-0 | | AWAY | | 0-0-0 | | 0-0-0 | | 9-9-0 | | | |
| 2-2-0 | | 0-0-0 | | 0-0-0 | | NEUTRAL | | 0-0-0 | | 1-1-0 | | 1-1-0 | | | |
| 11-19-0 | | 0-0-0 | | 0-0-0 | | NON-CONFERENCE | | 0-0-0 | | 1-1-0 | | 10-18-0 | | | |
| 3-6-0 | | 0-0-0 | | 0-0-0 | | HOME | | 0-0-0 | | 0-0-0 | | 3-6-0 | | | |
| 6-11-0 | | 0-0-0 | | 0-0- | | AWAY | | 0-0-0 | | 0-0-0 | | 6-11-0 | | | |
| 2-2-0 | | 0-0-0 | | 0-0-0 | | NEUTRAL | | 0-0-0 | | 1-1-0 | | 1-1-0 | | | |
| 3-0-0 | | 0-0-0 | | 0-0-0 | | CONFERENCE | | 0-0-0 | | 0-0-0 | | 3-0-0 | | | |
| 0-0-0 | | 0-0-0 | | 0-0-0 | | HOME | | 0-0-0 | | 0-0-0 | | 0-0-0 | | | |
| 3-0-0 | | 0-0-0 | | 0-0-0 | | AWAY | | 0-0-0 | | 0-0-0 | | 3-0-0 | | | |
| 0-0-0 | | 0-0-0 | | 0-0-0 | | NEUTRAL | | 0-0-0 | | 0-0-0 | | 0-0-0 | | | |
| RPI | S | Opponent | Score | RPI | S | Opponent | Score | RPI | S | Opponent | Score | | | | |
| | | | | | | | | 102 | N | Central Ark. | 7 17 | | | | |
| | | | | | | | | 102 | N | Central Ark. | 7 5 | | | | |
| | | | | | | | | 162 | A | Sacred Heart | 3 8 | | | | |
| | | | | | | | | 162 | A | Sacred Heart | 2 8 | | | | |
| | | | | | | | | 162 | H | Sacred Heart | 3 6 | | | | |
| | | | | | | | | 162 | H | Sacred Heart | 5 3 | | | | |
| | | | | | | | | 168 | H | Binghamton | 0 10 | | | | |
| | | | | | | | | 177 | A | Fairfield | 3 10 | | | | |
| | | | | | | | | 209 | A | LIU Brooklyn | 10 11 | | | | |
| | | | | | | | | 209 | A | LIU Brooklyn | 5 6 | | | | |
| | | | | | | | | 211 | A | Wagner | 5 0 | | | | |
| | | | | | | | | 211 | A | Wagner | 2 3 | | | | |
| | | | | | | | | 211 | H | Wagner | 7 9 | | | | |
| | | | | | | | | 248 | N | Lehigh | 4 3 | | | | |
| | | | | | | | | 248 | N | Lehigh | 5 7 | | | | |
| | | | | | | | | 262 | A | Saint Peter's | 5 3 | | | | |
| | | | | | | | | 262 | H | Saint Peter's | 3 6 | | | | |
| | | | | | | | | 266 | A | Abilene Christian | 5 6 | | | | |
| | | | | | | | | 266 | A | Abilene Christian | 1 10 | | | | |
| | | | | | | | | 267 | A | Fairleigh Dickinson | 8 11 | | | | |
| | | | | | | | | 267 | A | Fairleigh Dickinson | 9 1 | | | | |
| | | | | | | | | 267 | A | Fairleigh Dickinson | 4 12 | | | | |
| | | | | | | | | 267 | H | Fairleigh Dickinson | 5 2 | | | | |
| | | | | | | | | 267 | H | Fairleigh Dickinson | 2 3 | | | | |
| | | | | | | | | 286 | A | Rider | 3 13 | | | | |
| | | | | | | | | 286 | A | Rider | 5 1 | | | | |
| | | | | | | | | 286 | H | Rider | 2 1 | | | | |
| <hr/> | | | | | | | | | | | | | | | |
| LAST 15 GAMES | | | | | | | | | | | | | | | |
| | | | | 267 | H | Fairleigh Dickinson | 5 2 | 211 | A | Wagner | 5 0 | 267 | H | Fairleigh Dickinson | 5 2 |
| | | | | 267 | H | Fairleigh Dickinson | 2 3 | 162 | A | Sacred Heart | 3 8 | 267 | H | Fairleigh Dickinson | 2 3 |
| | | | | 267 | A | Fairleigh Dickinson | 4 12 | 162 | A | Sacred Heart | 2 8 | 286 | A | Rider | 3 13 |
| | | | | 267 | A | Fairleigh Dickinson | 9 1 | | | | | 286 | A | Rider | 5 1 |
| | | | | 262 | A | Saint Peter's | 5 3 | | | | | 286 | H | Rider | 2 1 |

Non-Div. I Games:

NJIT

| | | | | |
|-----|---|--------|---|---|
| 211 | H | Wagner | 7 | 9 |
| 211 | A | Wagner | 2 | 3 |

| RPI | S | Opponent | Score | |
|-----|---|------------|-------|---|
| 286 | H | Rider | 5 | 8 |
| 299 | A | Coppin St. | 13 | 3 |
| 299 | A | Coppin St. | 8 | 2 |
| 301 | A | NYIT | 3 | 0 |
| 301 | A | NYIT | 6 | 2 |
| 301 | A | NYIT | 9 | 5 |

NJIT

N
J
I
T

N
J
I
T

I
o
n
a

Tie, Loss, Non-Conf,S Site, H Home, A Away, N Neutral Page 579

| | | |
|-------------|---|---|
| 232 A Siena | 4 | 5 |
| 232 A Siena | 0 | 2 |

I
o
n
a

I
o
n
a

| Average RPI Win: | | 182 | WON-LOST RECORD | | WINNING PCT. RANK | | LAST 15 GAMES | | STRENGTH OF SCHEDULE | | OPP. STRENGTH OF SCHEDULE | | TEAM RPI | | ADJ RPI | | CONF. RPI | | ADJ CONF. RPI | | | | |
|------------------|---|------------|-----------------|-----------|-------------------|--------------|----------------|----------|----------------------|------------|---------------------------|-------------|-------------|-------------------------|---------|----------|-----------|------------|---------------|------------------|----|-------|----|
| DIV. I ONLY | | | 6-34-0 | | .15 | 299 | 3-12-0 | | 128 | | 241 | | 291 | | .41012 | | 291 | 21 | | 21 | | | |
| DIV. I NON-CONF. | | | 3-16-0 | | .15789 | 290 | 2-4-0 | | 144 | | 212 | | 287 | | .41116 | | 287 | 22 | | 22 | | | |
| TOTALS | | RPI 1-25 | | RPI 26-50 | | | W-L RECORDS | | | RPI 51-100 | | | RPI 101-150 | | | RPI 150+ | | | | | | | |
| 6-34-0 | | 0-2-0 | | 0-0-0 | | | OVERALL | | | 0-8-0 | | | 2-6-0 | | | 4-18-0 | | | | | | | |
| 4-10-0 | | 0-0-0 | | 0-0-0 | | | HOME | | | 0-3-0 | | | 1-1-0 | | | 3-6-0 | | | | | | | |
| 1-22-0 | | 0-2-0 | | 0-0-0 | | | AWAY | | | 0-5-0 | | | 1-5-0 | | | 0-10-0 | | | | | | | |
| 1-2-0 | | 0-0-0 | | 0-0-0 | | | NEUTRAL | | | 0-0-0 | | | 0-0-0 | | | 1-2-0 | | | | | | | |
| 3-16-0 | | 0-2-0 | | 0-0-0 | | | NON-CONFERENCE | | | 0-5-0 | | | 1-1-0 | | | 2-8-0 | | | | | | | |
| 2-3-0 | | 0-0-0 | | 0-0-0 | | | HOME | | | 0-0-0 | | | 1-1-0 | | | 1-2-0 | | | | | | | |
| 0-11-0 | | 0-2-0 | | 0-0- | | | AWAY | | | 0-5-0 | | | 0-0-0 | | | 0-4-0 | | | | | | | |
| 1-2-0 | | 0-0-0 | | 0-0-0 | | | NEUTRAL | | | 0-0-0 | | | 0-0-0 | | | 1-2-0 | | | | | | | |
| 3-18-0 | | 0-0-0 | | 0-0-0 | | | CONFERENCE | | | 0-3-0 | | | 1-5-0 | | | 2-10-0 | | | | | | | |
| 2-7-0 | | 0-0-0 | | 0-0-0 | | | HOME | | | 0-3-0 | | | 0-0-0 | | | 2-4-0 | | | | | | | |
| 1-11-0 | | 0-0-0 | | 0-0-0 | | | AWAY | | | 0-0-0 | | | 1-5-0 | | | 0-6-0 | | | | | | | |
| 0-0-0 | | 0-0-0 | | 0-0-0 | | | NEUTRAL | | | 0-0-0 | | | 0-0-0 | | | 0-0-0 | | | | | | | |
| RPI | S | Opponent | | Score | | RPI | S | Opponent | | Score | | RPI | S | Opponent | | Score | | RPI | S | Opponent | | Score | |
| 4 | A | Ole Miss | | 0 | 6 | | | | | | | 51 | A | Evansville | | 5 | 6 | 109 | H | Missouri St. | | 4 | 3 |
| 8 | A | Vanderbilt | | 0 | 5 | | | | | | | 51 | A | Evansville | | 2 | 5 | 109 | H | Missouri St. | | 5 | 7 |
| | | | | | | | | | | | | 80 | H | Southeast Mo. St. | | 1 | 11 | 131 | A | Tennessee Tech | | 7 | 5 |
| | | | | | | | | | | | | 80 | H | Southeast Mo. St. | | 3 | 9 | 131 | A | Tennessee Tech | | 0 | 2 |
| | | | | | | | | | | | | 80 | H | Southeast Mo. St. | | 0 | 13 | 131 | A | Tennessee Tech | | 5 | 14 |
| | | | | | | | | | | | | 85 | A | UAB | | 3 | 5 | 144 | A | Jacksonville St. | | 5 | 10 |
| | | | | | | | | | | | | 85 | A | UAB | | 2 | 3 | 144 | A | Jacksonville St. | | 2 | 6 |
| | | | | | | | | | | | | 85 | A | UAB | | 0 | 5 | 144 | A | Jacksonville St. | | 4 | 6 |
| | | | | | | | | | | | | | | 159 H Lipscomb | | 2 | 12 | | | | | | |
| | | | | | | | | | | | | | | 160 H Eastern Ky. | | 13 | 18 | | | | | | |
| | | | | | | | | | | | | | | 160 H Eastern Ky. | | 9 | 4 | | | | | | |
| | | | | | | | | | | | | | | 160 H Eastern Ky. | | 1 | 9 | | | | | | |
| | | | | | | | | | | | | | | 162 A Stephen F. Austin | | 0 | 1 | | | | | | |
| | | | | | | | | | | | | | | 162 A Stephen F. Austin | | 6 | 10 | | | | | | |
| | | | | | | | | | | | | | | 162 A Stephen F. Austin | | 4 | 9 | | | | | | |
| | | | | | | | | | | | | | | 170 A Southern Ill. | | 5 | 16 | | | | | | |
| | | | | | | | | | | | | | | 170 H Southern Ill. | | 2 | 6 | | | | | | |
| | | | | | | | | | | | | | | 175 H Saint Louis | | 9 | 2 | | | | | | |
| | | | | | | | | | | | | | | 183 A Morehead St. | | 3 | 6 | | | | | | |
| | | | | | | | | | | | | | | 183 A Morehead St. | | 4 | 6 | | | | | | |
| | | | | | | | | | | | | | | 183 A Morehead St. | | 6 | 14 | | | | | | |
| | | | | | | | | | | | | | | 205 A Belmont | | 3 | 6 | | | | | | |
| | | | | | | | | | | | | | | 205 A Belmont | | 1 | 3 | | | | | | |
| | | | | | | | | | | | | | | 205 A Belmont | | 1 | 5 | | | | | | |
| | | | | | | | | | | | | | | 244 H Murray St. | | 2 | 7 | | | | | | |
| | | | | | | | | | | | | | | 244 H Murray St. | | 6 | 5 | | | | | | |
| | | | | | | | | | | | | | | 244 H Murray St. | | 2 | 10 | | | | | | |
| LAST 15 GAMES | | | | 109 | H | Missouri St. | | 5 | 7 | 160 | H | Eastern Ky. | | 9 | 4 | 205 | A | Belmont | | 1 | 3 | | |
| | | | | 109 | H | Missouri St. | | 4 | 3 | 160 | H | Eastern Ky. | | 13 | 18 | 205 | A | Belmont | | 1 | 5 | | |
| | | | | 175 | H | Saint Louis | | 9 | 2 | 160 | H | Eastern Ky. | | 1 | 9 | 244 | H | Murray St. | | 2 | 7 | | |
| | | | | 183 | A | Morehead St. | | 4 | 6 | | | | | | | 244 | H | Murray St. | | 6 | 5 | | |
| | | | | 183 | A | Morehead St. | | 6 | 14 | | | | | | | 244 | H | Murray St. | | 2 | 10 | | |

Non-Div. I Games:

UT Martin

| | | | | |
|-----|---|---------------|---|----|
| 183 | A | Morehead St. | 3 | 6 |
| 170 | A | Southern Ill. | 5 | 16 |

| RPI | S | Opponent | Score | |
|-----|---|---------------|-------|----|
| 271 | N | Eastern Mich. | 5 | 3 |
| 271 | N | Eastern Mich. | 3 | 17 |
| 271 | N | Eastern Mich. | 6 | 18 |

UT Martin

U
T
M
a
r
t
i
n

U
T
M
a
r
t
i
n

| Average RPI Win: | 223 | WON-LOST | WINNING | LAST 15 | STRENGTH OF | OPP. STRENGTH | TEAM | ADJ | CONF. | ADJ CONF. | | | |
|-------------------|----------|-----------|-----------|----------------|-------------|---------------|--------------------|-------------|-------|-----------|-----------------|----|----|
| Average RPI Loss: | 175 | RECORD | PCT. RANK | GAMES | SCHEDULE | OF SCHEDULE | RPI | RPI | RPI | RPI | | | |
| DIV. I ONLY | 9-28-0 | .24324 | 291 | 5-10-0 | 243 | 272 | 292 | .41 | 292 | 27 | 27 | | |
| DIV. I NON-CONF. | 5-18-0 | .21739 | 278 | 1-3-0 | 178 | 275 | 280 | .42515 | 279 | 24 | 24 | | |
| <hr/> | | | | | | | | | | | | | |
| TOTALS | RPI 1-25 | RPI 26-50 | | W-L RECORDS | | RPI 51-100 | | RPI 101-150 | | RPI 150+ | | | |
| 9-28-0 | 0-0-0 | 0-0-0 | | OVERALL | | 0-7-0 | | 2-3-0 | | 7-18-0 | | | |
| 4-4-0 | 0-0-0 | 0-0-0 | | HOME | | 0-2-0 | | 2-1-0 | | 2-1-0 | | | |
| 3-21-0 | 0-0-0 | 0-0-0 | | AWAY | | 0-5-0 | | 0-2-0 | | 3-13-0 | | | |
| 2-3-0 | 0-0-0 | 0-0-0 | | NEUTRAL | | 0-0-0 | | 0-0-0 | | 2-3-0 | | | |
| 5-18-0 | 0-0-0 | 0-0-0 | | NON-CONFERENCE | | 0-5-0 | | 2-3-0 | | 3-10-0 | | | |
| 2-1-0 | 0-0-0 | 0-0-0 | | HOME | | 0-0-0 | | 2-1-0 | | 0-0-0 | | | |
| 1-14-0 | 0-0-0 | 0-0- | | AWAY | | 0-5-0 | | 0-2-0 | | 1-7-0 | | | |
| 2-3-0 | 0-0-0 | 0-0-0 | | NEUTRAL | | 0-0-0 | | 0-0-0 | | 2-3-0 | | | |
| 4-10-0 | 0-0-0 | 0-0-0 | | CONFERENCE | | 0-2-0 | | 0-0-0 | | 4-8-0 | | | |
| 2-3-0 | 0-0-0 | 0-0-0 | | HOME | | 0-2-0 | | 0-0-0 | | 2-1-0 | | | |
| 2-7-0 | 0-0-0 | 0-0-0 | | AWAY | | 0-0-0 | | 0-0-0 | | 2-7-0 | | | |
| 0-0-0 | 0-0-0 | 0-0-0 | | NEUTRAL | | 0-0-0 | | 0-0-0 | | 0-0-0 | | | |
| RPI | S | Opponent | Score | RPI | S | Opponent | Score | RPI | S | Opponent | Score | | |
| | | | | | | 68 A | North Carolina St. | 1 | 16 | 110 A | Pittsburgh | 1 | 12 |
| | | | | | | 85 A | UAB | 0 | 4 | 110 H | Pittsburgh | 7 | 6 |
| | | | | | | 85 A | UAB | 3 | 7 | 128 A | Kent St. | 2 | 10 |
| | | | | | | 85 A | UAB | 2 | 4 | 128 H | Kent St. | 7 | 4 |
| | | | | | | 86 H | Wright St. | 2 | 4 | 128 H | Kent St. | 7 | 11 |
| | | | | | | 86 H | Wright St. | 1 | 5 | 160 A | Eastern Ky. | 9 | 18 |
| | | | | | | 100 A | Canisius | 6 | 7 | 160 N | Eastern Ky. | 14 | 19 |
| | | | | | | | | | | 171 A | Alabama St. | 2 | 11 |
| | | | | | | | | | | 171 A | Alabama St. | 3 | 8 |
| | | | | | | | | | | 185 N | Appalachian St. | 2 | 1 |
| | | | | | | | | | | 193 A | Akron | 0 | 5 |
| | | | | | | | | | | 203 N | Notre Dame | 3 | 6 |
| | | | | | | | | | | 204 A | Cincinnati | 0 | 1 |
| | | | | | | | | | | 204 A | Cincinnati | 9 | 12 |
| | | | | | | | | | | 212 A | Penn St. | 2 | 15 |
| | | | | | | | | | | 225 A | Valparaiso | 1 | 13 |
| | | | | | | | | | | 225 A | Valparaiso | 7 | 10 |
| | | | | | | | | | | 225 A | Valparaiso | 12 | 4 |
| | | | | | | | | | | 247 A | Ill.-Chicago | 5 | 6 |
| | | | | | | | | | | 247 A | Ill.-Chicago | 6 | 12 |
| | | | | | | | | | | 247 A | Ill.-Chicago | 2 | 12 |
| | | | | | | | | | | 259 H | Oakland | 1 | 4 |
| | | | | | | | | | | 259 H | Oakland | 5 | 0 |
| | | | | | | | | | | 259 H | Oakland | 5 | 4 |
| | | | | | | | | | | 271 N | Eastern Mich. | 5 | 4 |
| | | | | | | | | | | 271 N | Eastern Mich. | 5 | 11 |
| | | | | | | | | | | 272 A | Milwaukee | 5 | 2 |
| LAST 15 GAMES | | | | | | | | | | | | | |
| | | | | | | 272 A | Milwaukee | 5 | 2 | 259 H | Oakland | 5 | 4 |
| | | | | | | 272 A | Milwaukee | 5 | 7 | 225 A | Valparaiso | 12 | 4 |
| | | | | | | 272 A | Milwaukee | 3 | 13 | 225 A | Valparaiso | 1 | 13 |
| | | | | | | 100 A | Canisius | 6 | 7 | | | | |
| | | | | | | 193 A | Akron | 0 | 5 | | | | |

Non-Div. I Games:

Youngstown St.

| | | | | |
|-----|---|---------|---|---|
| 259 | H | Oakland | 5 | 0 |
| 259 | H | Oakland | 1 | 4 |

| RPI | S | Opponent | Score | |
|-----|---|-----------|-------|----|
| 272 | A | Milwaukee | 3 | 13 |
| 272 | A | Milwaukee | 5 | 7 |
| 295 | A | Ohio | 11 | 4 |

Youngstown St.

Y
o
u
n
g
s
t
o
w
n
s
t
.

Y
o
u
n
g
s
t
o
w
n
s
t
.

| Average RPI Win: | 226 | WON-LOST RECORD | WINNING PCT. RANK | LAST 15 GAMES | STRENGTH OF SCHEDULE | OPP. STRENGTH OF SCHEDULE | TEAM RPI | ADJ RPI | CONF. RPI | ADJ CONF. RPI | | | | |
|------------------|----------|-----------------|-------------------|----------------|----------------------|---------------------------|-------------------|-------------|-----------|---------------|-------------------|--------------|----|----|
| DIV. I ONLY | | 12-27-0 | .30769 | 272 | 4-10-0 | 284 | 264 | 294 | .39906 | 293 | 28 | 28 | | |
| DIV. I NON-CONF. | | 9-15-0 | .375 | 220 | 1-4-0 | 270 | 284 | 277 | .42839 | 275 | 27 | 27 | | |
| <hr/> | | | | | | | | | | | | | | |
| TOTALS | RPI 1-25 | RPI 26-50 | | W-L RECORDS | | RPI 51-100 | | RPI 101-150 | | RPI 150+ | | | | |
| 12-27-0 | 0-0-0 | 0-0-0 | | OVERALL | | 0-1-0 | | 2-3-0 | | 10-23-0 | | | | |
| 5-13-0 | 0-0-0 | 0-0-0 | | HOME | | 0-0-0 | | 0-0-0 | | 5-13-0 | | | | |
| 3-11-0 | 0-0-0 | 0-0-0 | | AWAY | | 0-0-0 | | 1-2-0 | | 2-9-0 | | | | |
| 4-3-0 | 0-0-0 | 0-0-0 | | NEUTRAL | | 0-1-0 | | 1-1-0 | | 3-1-0 | | | | |
| <hr/> | | | | | | | | | | | | | | |
| 9-15-0 | 0-0-0 | 0-0-0 | | NON-CONFERENCE | | 0-1-0 | | 2-3-0 | | 7-11-0 | | | | |
| 2-7-0 | 0-0-0 | 0-0-0 | | HOME | | 0-0-0 | | 0-0-0 | | 2-7-0 | | | | |
| 3-5-0 | 0-0-0 | 0-0- | | AWAY | | 0-0-0 | | 1-2-0 | | 2-3-0 | | | | |
| 4-3-0 | 0-0-0 | 0-0-0 | | NEUTRAL | | 0-1-0 | | 1-1-0 | | 3-1-0 | | | | |
| <hr/> | | | | | | | | | | | | | | |
| 3-12-0 | 0-0-0 | 0-0-0 | | CONFERENCE | | 0-0-0 | | 0-0-0 | | 3-12-0 | | | | |
| 3-6-0 | 0-0-0 | 0-0-0 | | HOME | | 0-0-0 | | 0-0-0 | | 3-6-0 | | | | |
| 0-6-0 | 0-0-0 | 0-0-0 | | AWAY | | 0-0-0 | | 0-0-0 | | 0-6-0 | | | | |
| 0-0-0 | 0-0-0 | 0-0-0 | | NEUTRAL | | 0-0-0 | | 0-0-0 | | 0-0-0 | | | | |
| <hr/> | | | | | | | | | | | | | | |
| RPI | S | Opponent | Score | RPI | S | Opponent | Score | RPI | S | Opponent | Score | | | |
| | | | | | | | | | | | | | | |
| | | | | | | 67 N | Southern Miss. | 8 | | 11 | | | | |
| | | | | | | | | | | 108 N | Missouri | 3 | 6 | |
| | | | | | | | | | | 116 A | Northwestern St. | 2 | 7 | |
| | | | | | | | | | | 116 A | Northwestern St. | 9 | 3 | |
| | | | | | | | | | | 138 A | McNeese St. | 3 | 9 | |
| | | | | | | | | | | 138 N | McNeese St. | 6 | 3 | |
| | | | | | | | | | | 153 A | Grand Canyon | 6 | 12 | |
| | | | | | | | | | | 153 A | Grand Canyon | 5 | 15 | |
| | | | | | | | | | | 153 A | Grand Canyon | 1 | 2 | |
| | | | | | | | | | | 192 H | Utah Valley | 3 | 7 | |
| | | | | | | | | | | 192 H | Utah Valley | 4 | 5 | |
| | | | | | | | | | | 192 H | Utah Valley | 2 | 7 | |
| | | | | | | | | | | 199 N | Omaha | 2 | 1 | |
| | | | | | | | | | | 199 N | Omaha | 10 | 13 | |
| | | | | | | | | | | 203 H | Notre Dame | 1 | 6 | |
| | | | | | | | | | | 210 H | Tex.-Pan American | 0 | 1 | |
| | | | | | | | | | | 210 H | Tex.-Pan American | 3 | 9 | |
| | | | | | | | | | | 210 H | Tex.-Pan American | 4 | 2 | |
| | | | | | | | | | | 225 H | Valparaiso | 1 | 7 | |
| | | | | | | | | | | 227 A | Northwestern | 6 | 7 | |
| | | | | | | | | | | 227 H | Northwestern | 1 | 6 | |
| | | | | | | | | | | 227 H | Northwestern | 2 | 4 | |
| | | | | | | | | | | 230 H | South Dakota St. | 1 | 2 | |
| | | | | | | | | | | 230 H | South Dakota St. | 2 | 1 | |
| | | | | | | | | | | 230 H | South Dakota St. | 6 | 10 | |
| | | | | | | | | | | 247 A | Ill.-Chicago | 8 | 7 | |
| | | | | | | | | | | 247 H | Ill.-Chicago | 14 | 12 | |
| | | | | | | | | | | 248 N | Lehigh | 8 | 1 | |
| <hr/> | | | | | | | | | | | | | | |
| LAST 15 GAMES | | | | | | | | | | | | | | |
| | | | | | | 210 H | Tex.-Pan American | 0 | | 1 | 227 H | Northwestern | 2 | 4 |
| | | | | | | 210 H | Tex.-Pan American | 4 | | 2 | 227 H | Northwestern | 1 | 6 |
| | | | | | | 210 H | Tex.-Pan American | 3 | | 9 | 249 A | Bakersfield | 0 | 11 |
| | | | | | | 227 A | Northwestern | 6 | | 7 | | | | |
| | | | | | | 276 H | North Dakota | 7 | | 5 | | | | |

Non-Div. I Games: Wabash 10 2 Holy Cross (IN) 7 5

Chicago St.

Chicago St.

| | | |
|--------------------|----|---|
| 276 H North Dakota | 1 | 7 |
| 276 H North Dakota | 10 | 2 |

Through Games Of April 27, 2014

| RPI | S | Opponent | Score | |
|-----|---|-----------------|-------|----|
| 249 | A | Bakersfield | 4 | 6 |
| 249 | A | Bakersfield | 7 | 16 |
| 249 | A | Bakersfield | 0 | 11 |
| 263 | A | Savannah St. | 4 | 7 |
| 263 | A | Savannah St. | 14 | 5 |
| 263 | A | Savannah St. | 5 | 7 |
| 265 | N | St. Bonaventure | 5 | 4 |
| 272 | H | Milwaukee | 8 | 12 |
| 276 | H | North Dakota | 7 | 5 |
| 276 | H | North Dakota | 10 | 2 |
| 276 | H | North Dakota | 1 | 7 |

Chicago St.

C
h
i
c
a
g
o
s
t
.

C
h
i
c
a
g
o
s
t
.

| Average RPI Win: 280 | | WON-LOST | WINNING | LAST 15 | STRENGTH OF | | OPP. STRENGTH | TEAM | ADJ | CONF. | ADJ CONF. | | | | | | | | |
|-----------------------|---|------------------|-----------|---------|------------------|----|----------------|------------------|-------------|--------|------------------|-----------|-------|-------------------|-----|----|-----------|----|----|
| Average RPI Loss: 199 | | RECORD | PCT. RANK | GAMES | SCHEDULE | | OF SCHEDULE | RPI | RPI | RPI | RPI | | | | | | | | |
| DIV. I ONLY | | 11-23-0 | .32353 | 265 | 3-8-0 | | 289 | 295 | 293 | .39871 | 294 | 31 | 31 | | | | | | |
| DIV. I NON-CONF. | | 1-13-0 | .07143 | 298 | 0-5-0 | | 123 | 106 | 295 | .39028 | 298 | 31 | 31 | | | | | | |
| TOTALS | | RPI 1-25 | RPI 26-50 | | W-L RECORDS | | RPI 51-100 | | RPI 101-150 | | RPI 150+ | | | | | | | | |
| 11-23-0 | | 0-3-0 | 0-1-0 | | OVERALL | | 0-0-0 | | 0-1-0 | | 11-18-0 | | | | | | | | |
| 5-5-0 | | 0-0-0 | 0-0-0 | | HOME | | 0-0-0 | | 0-0-0 | | 5-5-0 | | | | | | | | |
| 6-17-0 | | 0-3-0 | 0-1-0 | | AWAY | | 0-0-0 | | 0-0-0 | | 6-13-0 | | | | | | | | |
| 0-1-0 | | 0-0-0 | 0-0-0 | | NEUTRAL | | 0-0-0 | | 0-1-0 | | 0-0-0 | | | | | | | | |
| 1-13-0 | | 0-3-0 | 0-1-0 | | NON-CONFERENCE | | 0-0-0 | | 0-1-0 | | 1-8-0 | | | | | | | | |
| 1-0-0 | | 0-0-0 | 0-0-0 | | HOME | | 0-0-0 | | 0-0-0 | | 1-0-0 | | | | | | | | |
| 0-12-0 | | 0-3-0 | 0-0- | | AWAY | | 0-0-0 | | 0-0-0 | | 0-8-0 | | | | | | | | |
| 0-1-0 | | 0-0-0 | 0-0-0 | | NEUTRAL | | 0-0-0 | | 0-1-0 | | 0-0-0 | | | | | | | | |
| 10-10-0 | | 0-0-0 | 0-0-0 | | CONFERENCE | | 0-0-0 | | 0-0-0 | | 10-10-0 | | | | | | | | |
| 4-5-0 | | 0-0-0 | 0-0-0 | | HOME | | 0-0-0 | | 0-0-0 | | 4-5-0 | | | | | | | | |
| 6-5-0 | | 0-0-0 | 0-0-0 | | AWAY | | 0-0-0 | | 0-0-0 | | 6-5-0 | | | | | | | | |
| 0-0-0 | | 0-0-0 | 0-0-0 | | NEUTRAL | | 0-0-0 | | 0-0-0 | | 0-0-0 | | | | | | | | |
| RPI | S | Opponent | Score | | RPI | S | Opponent | Score | | RPI | S | Opponent | Score | | | | | | |
| 11 | A | Texas Tech | 3 | 4 | 38 | A | Texas A&M | 2 | 8 | | | 116 | N | Northwestern St. | 2 | 5 | | | |
| 11 | A | Texas Tech | 0 | 13 | | | | | | | | 156 | A | Lamar | 6 | 18 | | | |
| 11 | A | Texas Tech | 0 | 8 | | | | | | | | 180 | A | Houston Baptist | 5 | 12 | | | |
| | | | | | | | | | | | | 180 | A | Houston Baptist | 3 | 4 | | | |
| | | | | | | | | | | | | 180 | A | Houston Baptist | 4 | 12 | | | |
| | | | | | | | | | | | | 180 | A | Houston Baptist | 2 | 6 | | | |
| | | | | | | | | | | | | 180 | H | Houston Baptist | 9 | 8 | | | |
| | | | | | | | | | | | | 210 | A | Tex.-Pan American | 3 | 9 | | | |
| | | | | | | | | | | | | 210 | A | Tex.-Pan American | 0 | 1 | | | |
| | | | | | | | | | | | | 269 | A | Texas Southern | 4 | 7 | | | |
| | | | | | | | | | | | | 269 | A | Texas Southern | 1 | 9 | | | |
| | | | | | | | | | | | | 269 | A | Texas Southern | 1 | 6 | | | |
| | | | | | | | | | | | | 269 | H | Texas Southern | 9 | 0 | | | |
| | | | | | | | | | | | | 269 | H | Texas Southern | 1 | 6 | | | |
| | | | | | | | | | | | | 269 | H | Texas Southern | 7 | 4 | | | |
| | | | | | | | | | | | | 274 | A | Incarnate Word | 4 | 10 | | | |
| | | | | | | | | | | | | 278 | A | Ark.-Pine Bluff | 5 | 4 | | | |
| | | | | | | | | | | | | 278 | A | Ark.-Pine Bluff | 0 | 3 | | | |
| | | | | | | | | | | | | 278 | H | Ark.-Pine Bluff | 2 | 3 | | | |
| | | | | | | | | | | | | 278 | H | Ark.-Pine Bluff | 5 | 1 | | | |
| | | | | | | | | | | | | 278 | H | Ark.-Pine Bluff | 3 | 6 | | | |
| | | | | | LAST 15 GAMES | | | | | | | 300 | A | Grambling | 12 | 6 | | | |
| | | | | | 269 | H | Texas Southern | 1 | 6 | 300 | H | Grambling | 2 | 14 | 300 | A | Grambling | 11 | 12 |
| | | | | | 269 | H | Texas Southern | 7 | 4 | 300 | H | Grambling | 15 | 3 | 300 | A | Grambling | 6 | 5 |
| | | | | | 269 | H | Texas Southern | 9 | 0 | 300 | H | Grambling | 6 | 11 | 300 | H | Grambling | 15 | 3 |
| | | | | | 274 | A | Incarnate Word | 4 | 10 | | | 300 | H | Grambling | 6 | 11 | | | |
| | | | | | 11 | A | Texas Tech | 0 | 13 | | | 300 | H | Grambling | 2 | 14 | | | |
| Non-Div. I Games: | | Texas Col. | 5 | 4 | Huston-Tillotson | 10 | 7 | Huston-Tillotson | 8 | 5 | Texas Col. | | 5 | 2 | | | | | |
| | | Huston-Tillotson | 8 | 5 | Wiley | 13 | 0 | Wiley | 10 | 0 | Huston-Tillotson | | 4 | 5 | | | | | |

| | | | | |
|----|---|------------|---|---|
| 11 | A | Texas Tech | 0 | 8 |
| 11 | A | Texas Tech | 3 | 4 |

| RPI | S | Opponent | Score | |
|-----|---|-------------|-------|---|
| 302 | A | Southern U. | 7 | 2 |
| 302 | A | Southern U. | 13 | 3 |
| 302 | A | Southern U. | 10 | 9 |

P
r
a
i
r
i
e
V
i
e
w

P
r
a
i
r
i
e
V
i
e
w

Prairie View

| Average RPI Win: 196 | | WON-LOST | WINNING | LAST 15 | STRENGTH OF | | OPP. STRENGTH | TEAM | ADJ | | CONF. | ADJ CONF. | | |
|-----------------------|---|----------|-----------|---------|----------------|---|---------------|-------|-------------|--------|----------|------------------|-------|----|
| Average RPI Loss: 176 | | RECORD | PCT. RANK | GAMES | SCHEDULE | | OF SCHEDULE | RPI | RPI | | RPI | RPI | | |
| DIV. I ONLY | | 8-31-0 | .20513 | 296 | 2-2-0 | | 246 | 244 | 295 | .39218 | 295 | 20 | 20 | |
| DIV. I NON-CONF. | | 4-17-0 | .19048 | 283 | 0-1-0 | | 263 | 209 | 292 | .39987 | 293 | 15 | 15 | |
| TOTALS | | RPI 1-25 | RPI 26-50 | | W-L RECORDS | | RPI 51-100 | | RPI 101-150 | | RPI 150+ | | | |
| 8-31-0 | | 1-1-0 | 0-0-0 | | OVERALL | | 0-3-0 | | 1-8-0 | | 6-19-0 | | | |
| 3-14-0 | | 0-0-0 | 0-0-0 | | HOME | | 0-0-0 | | 0-6-0 | | 3-8-0 | | | |
| 3-14-0 | | 0-0-0 | 0-0-0 | | AWAY | | 0-3-0 | | 1-2-0 | | 2-9-0 | | | |
| 2-3-0 | | 1-1-0 | 0-0-0 | | NEUTRAL | | 0-0-0 | | 0-0-0 | | 1-2-0 | | | |
| 4-17-0 | | 1-1-0 | 0-0-0 | | NON-CONFERENCE | | 0-3-0 | | 1-2-0 | | 2-11-0 | | | |
| 0-5-0 | | 0-0-0 | 0-0-0 | | HOME | | 0-0-0 | | 0-0-0 | | 0-5-0 | | | |
| 2-9-0 | | 0-0-0 | 0-0- | | AWAY | | 0-3-0 | | 1-2-0 | | 1-4-0 | | | |
| 2-3-0 | | 1-1-0 | 0-0-0 | | NEUTRAL | | 0-0-0 | | 0-0-0 | | 1-2-0 | | | |
| 4-14-0 | | 0-0-0 | 0-0-0 | | CONFERENCE | | 0-0-0 | | 0-6-0 | | 4-8-0 | | | |
| 3-9-0 | | 0-0-0 | 0-0-0 | | HOME | | 0-0-0 | | 0-6-0 | | 3-3-0 | | | |
| 1-5-0 | | 0-0-0 | 0-0-0 | | AWAY | | 0-0-0 | | 0-0-0 | | 1-5-0 | | | |
| 0-0-0 | | 0-0-0 | 0-0-0 | | NEUTRAL | | 0-0-0 | | 0-0-0 | | 0-0-0 | | | |
| RPI | S | Opponent | Score | | RPI | S | Opponent | Score | | RPI | S | Opponent | Score | |
| 22 | N | Liberty | 5 | 4 | | | | | | 101 | H | Central Mich. | 2 | 10 |
| 22 | N | Liberty | 5 | 8 | | | | | | 87 | A | UNC Wilmington | 3 | 6 |
| | | | | | | | | | | 87 | A | UNC Wilmington | 1 | 9 |
| | | | | | | | | | | | | | | |
| | | | | | | | | | | 104 | A | Xavier | 0 | 14 |
| | | | | | | | | | | 127 | A | Ga. Southern | 3 | 2 |
| | | | | | | | | | | 127 | A | Ga. Southern | 5 | 20 |
| | | | | | | | | | | 128 | H | Kent St. | 1 | 11 |
| | | | | | | | | | | 128 | H | Kent St. | 3 | 5 |
| | | | | | | | | | | 128 | H | Kent St. | 2 | 18 |
| | | | | | | | | | | 183 | H | Morehead St. | 4 | 12 |
| | | | | | | | | | | 186 | A | Toledo | 3 | 2 |
| | | | | | | | | | | 186 | A | Toledo | 4 | 7 |
| | | | | | | | | | | 186 | A | Toledo | 0 | 3 |
| | | | | | | | | | | 188 | A | Marshall | 1 | 2 |
| | | | | | | | | | | 193 | A | Akron | 1 | 7 |
| | | | | | | | | | | 193 | A | Akron | 4 | 5 |
| | | | | | | | | | | 193 | A | Akron | 0 | 8 |
| | | | | | | | | | | 217 | H | Western Mich. | 5 | 3 |
| | | | | | | | | | | 217 | H | Western Mich. | 2 | 4 |
| | | | | | | | | | | 217 | H | Western Mich. | 0 | 4 |
| | | | | | | | | | | 221 | N | SIU Edwardsville | 3 | 7 |
| | | | | | | | | | | 229 | A | Longwood | 1 | 7 |
| | | | | | | | | | | 229 | A | Longwood | 2 | 5 |
| | | | | | | | | | | 229 | A | Longwood | 9 | 1 |
| | | | | | | | | | | 229 | A | Longwood | 0 | 1 |
| | | | | | | | | | | 244 | N | Murray St. | 7 | 6 |
| | | | | | | | | | | 244 | N | Murray St. | 6 | 7 |
| LAST 15 GAMES | | | | | | | | | | | | | | |
| | | | | | 271 | H | Eastern Mich. | 5 | 10 | 193 | A | Akron | 4 | 5 |
| | | | | | 271 | H | Eastern Mich. | 7 | 6 | 193 | A | Akron | 1 | 7 |
| | | | | | 271 | H | Eastern Mich. | 10 | 8 | 193 | A | Akron | 0 | 8 |
| | | | | | 183 | H | Morehead St. | 4 | 12 | | | | | |
| | | | | | 186 | A | Toledo | 4 | 7 | | | | | |

Non-Div. I Games: Rio Grande

0 2

Ohio

| | | | | |
|-----|---|--------|---|---|
| 186 | A | Toledo | 3 | 2 |
| 186 | A | Toledo | 0 | 3 |

| RPI | S | Opponent | Score | |
|-----|---|-----------------|-------|----|
| 265 | H | St. Bonaventure | 4 | 6 |
| 265 | H | St. Bonaventure | 3 | 14 |
| 265 | H | St. Bonaventure | 6 | 24 |
| 271 | H | Eastern Mich. | 7 | 6 |
| 271 | H | Eastern Mich. | 10 | 8 |
| 271 | H | Eastern Mich. | 5 | 10 |
| 292 | H | Youngstown St. | 4 | 11 |

| Average RPI Win: 274 | | WON-LOST RECORD | | WINNING PCT. RANK | | LAST 15 GAMES | | STRENGTH OF SCHEDULE | | OPP. STRENGTH OF SCHEDULE | | TEAM RPI | | ADJ RPI | | CONF. RPI | | ADJ CONF. RPI | | | |
|----------------------|---|-----------------|--|------------------------|----|----------------|---|----------------------|----|---------------------------|----|----------|---|------------------|----|-----------------------|----|---------------|--|---|---|
| DIV. I ONLY | | 8-35-0 | | .18605 298 | | 4-10-0 | | 259 | | 216 | | 296 | | .38835 296 | | 31 | | 31 | | | |
| DIV. I NON-CONF. | | 0-23-0 | | 0 299 | | 0-5-0 | | 190 | | 36 | | 301 | | .37185 301 | | 31 | | 31 | | | |
| TOTALS | | RPI 1-25 | | RPI 26-50 | | W-L RECORDS | | RPI 51-100 | | RPI 101-150 | | RPI 150+ | | | | | | | | | |
| 8-35-0 | | 0-2-0 | | 0-3-0 | | OVERALL | | 0-4-0 | | 0-6-0 | | 8-20-0 | | | | | | | | | |
| 5-10-0 | | 0-0-0 | | 0-0-0 | | HOME | | 0-0-0 | | 0-3-0 | | 5-7-0 | | | | | | | | | |
| 3-25-0 | | 0-0-0 | | 0-0-0 | | AWAY | | 0-1-0 | | 0-2-0 | | 3-4-0 | | | | | | | | | |
| 0-0-0 | | 0-0-0 | | 0-0-0 | | NEUTRAL | | 0-0-0 | | 0-0-0 | | 0-0-0 | | | | | | | | | |
| 0-23-0 | | 0-2-0 | | 0-3-0 | | NON-CONFERENCE | | 0-4-0 | | 0-6-0 | | 0-8-0 | | | | | | | | | |
| 0-3-0 | | 0-0-0 | | 0-0-0 | | HOME | | 0-0-0 | | 0-3-0 | | 0-0-0 | | | | | | | | | |
| 0-20-0 | | 0-2-0 | | 0-0- | | AWAY | | 0-4-0 | | 0-3-0 | | 0-8-0 | | | | | | | | | |
| 0-0-0 | | 0-0-0 | | 0-0-0 | | NEUTRAL | | 0-0-0 | | 0-0-0 | | 0-0-0 | | | | | | | | | |
| 8-12-0 | | 0-0-0 | | 0-0-0 | | CONFERENCE | | 0-0-0 | | 0-0-0 | | 8-12-0 | | | | | | | | | |
| 5-7-0 | | 0-0-0 | | 0-0-0 | | HOME | | 0-0-0 | | 0-0-0 | | 5-7-0 | | | | | | | | | |
| 3-5-0 | | 0-0-0 | | 0-0-0 | | AWAY | | 0-0-0 | | 0-0-0 | | 3-5-0 | | | | | | | | | |
| 0-0-0 | | 0-0-0 | | 0-0-0 | | NEUTRAL | | 0-0-0 | | 0-0-0 | | 0-0-0 | | | | | | | | | |
| RPI | S | Opponent | | Score | | RPI | S | Opponent | | Score | | RPI | S | Opponent | | Score | | | | | |
| 20 | A | Alabama | | 0 | 12 | 40 | A | Oklahoma St. | | 4 | 17 | 67 | A | Southern Miss. | | 4 | 8 | | | | |
| 20 | A | Alabama | | 3 | 17 | 40 | A | Oklahoma St. | | 1 | 16 | 79 | A | Memphis | | 4 | 6 | | | | |
| | | | | | | 41 | A | Mississippi St. | | 2 | 16 | 79 | A | Memphis | | 3 | 13 | | | | |
| | | | | | | | | | | | | 79 | A | Memphis | | 1 | 8 | | | | |
| | | | | | | | | | | | | | | Missouri | | 5 | 11 | | | | |
| | | | | | | | | | | | | | | Missouri | | 0 | 5 | | | | |
| | | | | | | | | | | | | | | Southeastern La. | | 4 | 20 | | | | |
| | | | | | | | | | | | | | | Bradley | | 4 | 12 | | | | |
| | | | | | | | | | | | | | | Bradley | | 4 | 9 | | | | |
| | | | | | | | | | | | | | | Bradley | | 4 | 13 | | | | |
| | | | | | | | | | | | | | | Alabama St. | | 4 | 7 | | | | |
| | | | | | | | | | | | | | | Alabama St. | | 2 | 12 | | | | |
| | | | | | | | | | | | | | | Alabama St. | | 5 | 7 | | | | |
| | | | | | | | | | | | | | | Alabama St. | | 6 | 3 | | | | |
| | | | | | | | | | | | | | | Alabama St. | | 3 | 11 | | | | |
| | | | | | | | | | | | | | | Alabama St. | | 1 | 12 | | | | |
| | | | | | | | | | | | | | | Arizona | | 1 | 20 | | | | |
| | | | | | | | | | | | | | | Arizona | | 1 | 11 | | | | |
| | | | | | | | | | | | | | | Arizona | | 0 | 6 | | | | |
| | | | | | | | | | | | | | | Wofford | | 4 | 9 | | | | |
| | | | | | | | | | | | | | | Wofford | | 4 | 7 | | | | |
| | | | | | | | | | | | | | | Wofford | | 2 | 12 | | | | |
| | | | | | | | | | | | | | | New Orleans | | 5 | 10 | | | | |
| | | | | | | | | | | | | | | New Orleans | | 3 | 6 | | | | |
| | | | | | | | | | | | | | | Jackson St. | | 9 | 12 | | | | |
| | | | | | | | | | | | | | | Jackson St. | | 7 | 6 | | | | |
| | | | | | | | | | | | | | | Jackson St. | | 4 | 3 | | | | |
| | | | | | | | | | | | | | | Ark.-Pine Bluff | | 3 | 7 | | | | |
| | | | | | | | | | | | | | | Alabama A&M | | 4 | 5 | | | | |
| | | | | | | | | | | | | | | Alabama A&M | | 7 | 8 | | | | |
| | | | | | | | | | | | | | | Alabama A&M | | 3 | 2 | | | | |
| LAST 15 GAMES | | | | 298 A Mississippi Val. | | | | 9 | 5 | 171 H Alabama St. | | | | 1 | 12 | 275 H Jackson St. | | | | 4 | 3 |
| | | | | 298 A Mississippi Val. | | | | 6 | 3 | 171 H Alabama St. | | | | 3 | 11 | 278 H Ark.-Pine Bluff | | | | 3 | 7 |
| | | | | 278 H Ark.-Pine Bluff | | | | 3 | 7 | 171 H Alabama St. | | | | 6 | 3 | 281 A Alabama A&M | | | | 4 | 5 |
| | | | | 79 A Memphis | | | | 3 | 13 | | | | | | | 281 A Alabama A&M | | | | 7 | 8 |
| | | | | 79 A Memphis | | | | 4 | 6 | | | | | | | 281 A Alabama A&M | | | | 3 | 2 |

Non-Div. I Games: LSU-Shreveport 3 7

Alcorn

| | | | | |
|----|---|-----------------|---|----|
| 79 | A | Memphis | 1 | 8 |
| 41 | A | Mississippi St. | 2 | 16 |

| RPI | S | Opponent | Score | |
|-----|---|------------------|-------|----|
| 281 | H | Alabama A&M | 2 | 9 |
| 281 | H | Alabama A&M | 14 | 18 |
| 298 | A | Mississippi Val. | 9 | 5 |
| 298 | A | Mississippi Val. | 6 | 3 |
| 298 | H | Mississippi Val. | 6 | 8 |
| 298 | H | Mississippi Val. | 10 | 8 |
| 298 | H | Mississippi Val. | 5 | 3 |

Alcorn

A
l
c
o
r
n

A
l
c
o
r
n

| Average RPI Win: 175 | | WON-LOST | WINNING | LAST 15 | STRENGTH OF | | OPP. STRENGTH | TEAM | ADJ | CONF. | ADJ CONF. |
|-----------------------|------------|----------|---------------|-----------------|----------------|-------|---------------|-------|----------------|------------------|-----------|
| Average RPI Loss: 149 | | RECORD | PCT. RANK | GAMES | SCHEDULE | | OF SCHEDULE | RPI | RPI | RPI | RPI |
| DIV. I ONLY | | 4-36-0 | .1 | 300 | 1-14-0 | | 173 | 246 | 297 | .3864 | 297 |
| DIV. I NON-CONF. | | 3-19-0 | .13636 | 293 | 0-3-0 | | 77 | 163 | 274 | .42821 | 276 |
| TOTALS | | RPI 1-25 | RPI 26-50 | | W-L RECORDS | | RPI 51-100 | | RPI 101-150 | | RPI 150+ |
| 4-36-0 | | 0-2-0 | 1-9-0 | | OVERALL | | 0-3-0 | | 0-3-0 | | 3-19-0 |
| 3-8-0 | | 0-0-0 | 0-0-0 | | HOME | | 0-0-0 | | 0-0-0 | | 3-8-0 |
| 1-26-0 | | 0-2-0 | 1-9-0 | | AWAY | | 0-3-0 | | 0-3-0 | | 0-9-0 |
| 0-2-0 | | 0-0-0 | 0-0-0 | | NEUTRAL | | 0-0-0 | | 0-0-0 | | 0-2-0 |
| 3-19-0 | | 0-2-0 | 1-9-0 | | NON-CONFERENCE | | 0-3-0 | | 0-0-0 | | 2-5-0 |
| 2-3-0 | | 0-0-0 | 0-0-0 | | HOME | | 0-0-0 | | 0-0-0 | | 2-3-0 |
| 1-16-0 | | 0-2-0 | 1-0- | | AWAY | | 0-3-0 | | 0-0-0 | | 0-2-0 |
| 0-0-0 | | 0-0-0 | 0-0-0 | | NEUTRAL | | 0-0-0 | | 0-0-0 | | 0-0-0 |
| 1-17-0 | | 0-0-0 | 0-0-0 | | CONFERENCE | | 0-0-0 | | 0-3-0 | | 1-14-0 |
| 1-5-0 | | 0-0-0 | 0-0-0 | | HOME | | 0-0-0 | | 0-0-0 | | 1-5-0 |
| 0-10-0 | | 0-0-0 | 0-0-0 | | AWAY | | 0-0-0 | | 0-3-0 | | 0-7-0 |
| 0-2-0 | | 0-0-0 | 0-0-0 | | NEUTRAL | | 0-0-0 | | 0-0-0 | | 0-2-0 |
| RPI S | Opponent | Score | RPI S | Opponent | Score | RPI S | Opponent | Score | RPI S | Opponent | Score |
| 13 A | TCU | 3 10 | 43 A | Nebraska | 2 10 | 96 A | Kansas St. | 0 10 | 121 A | Sacramento St. | 1 3 |
| 24 A | Washington | 3 14 | 43 A | Nebraska | 9 2 | 96 A | Kansas St. | 0 11 | 121 A | Sacramento St. | 2 9 |
| | | | 44 A | Sam Houston St. | 0 5 | 96 A | Kansas St. | 3 24 | 121 A | Sacramento St. | 1 16 |
| | | | 44 A | Sam Houston St. | 1 8 | | | | 153 H | Grand Canyon | 5 12 |
| | | | 44 A | Sam Houston St. | 1 7 | | | | 153 H | Grand Canyon | 3 14 |
| | | | 44 A | Sam Houston St. | 3 5 | | | | 153 H | Grand Canyon | 8 6 |
| | | | 50 A | New Mexico | 1 8 | | | | 192 A | Utah Valley | 1 12 |
| | | | 50 A | New Mexico | 3 12 | | | | 192 A | Utah Valley | 4 9 |
| | | | 50 A | New Mexico | 1 17 | | | | 192 A | Utah Valley | 1 8 |
| | | | 50 A | New Mexico | 2 5 | | | | 202 A | Air Force | 10 11 |
| | | | | | | | | | 202 A | Air Force | 6 8 |
| | | | | | | | | | 202 H | Air Force | 5 13 |
| | | | | | | | | | 224 A | Seattle | 1 3 |
| | | | | | | | | | 224 A | Seattle | 3 4 |
| | | | | | | | | | 224 A | Seattle | 0 6 |
| | | | | | | | | | 251 H | North Dakota St. | 8 6 |
| | | | | | | | | | 251 H | North Dakota St. | 3 7 |
| | | | | | | | | | 251 H | North Dakota St. | 3 1 |
| | | | | | | | | | 251 H | North Dakota St. | 4 8 |
| | | | | | | | | | 256 H | New Mexico St. | 4 7 |
| | | | | | | | | | 256 H | New Mexico St. | 4 16 |
| | | | | | | | | | 256 H | New Mexico St. | 9 12 |
| | | | | | | | | | 276 A | North Dakota | 1 2 |
| | | | | | | | | | 276 N | North Dakota | 2 3 |
| | | | | | | | | | 276 N | North Dakota | 1 3 |
| Non-Div. I Games: | | | Colorado Mesa | 0 2 | Colorado Mesa | 5 3 | Colorado Mesa | 6 4 | Northern Colo. | | |

| | | |
|--------------------|---|----|
| 153 H Grand Canyon | 5 | 12 |
| 153 H Grand Canyon | 8 | 6 |

N
o
r
t
h
e
r
n
C
o
l
o
.

N
o
r
t
h
e
r
n
C
o
l
o
.

| | | | | | | | | | | | |
|-------------------|----------|-----------|-------------------|----------------|-------------|---------------|--------------------|------------|----------|--------------|-------|
| Average RPI Win: | 282 | WON-LOST | WINNING | LAST 15 | STRENGTH OF | OPP. STRENGTH | TEAM | ADJ | CONF. | ADJ CONF. | |
| Average RPI Loss: | 148 | RECORD | PCT. RANK | GAMES | SCHEDULE | OF SCHEDULE | RPI | RPI | RPI | RPI | |
| DIV. I ONLY | | 3-31-0 | .08824 302 | 3-12-0 | 175 | 250 | 298 | .38514 298 | 31 | 31 | |
| DIV. I NON-CONF. | | 0-17-0 | 0 299 | 0-6-0 | 51 | 15 | 285 | .41224 285 | 31 | 31 | |
| <hr/> | | | | | | | | | | | |
| TOTALS | RPI 1-25 | RPI 26-50 | | W-L RECORDS | RPI 51-100 | | RPI 101-150 | | RPI 150+ | | |
| 3-31-0 | 0-3-0 | 0-3-0 | | OVERALL | 0-6-0 | | 0-3-0 | | 3-16-0 | | |
| 2-6-0 | 0-0-0 | 0-0-0 | | HOME | 0-0-0 | | 0-0-0 | | 2-6-0 | | |
| 1-20-0 | 0-3-0 | 0-3-0 | | AWAY | 0-2-0 | | 0-3-0 | | 1-9-0 | | |
| 0-5-0 | 0-0-0 | 0-0-0 | | NEUTRAL | 0-4-0 | | 0-0-0 | | 0-1-0 | | |
| <hr/> | | | | | | | | | | | |
| 0-17-0 | 0-3-0 | 0-3-0 | | NON-CONFERENCE | 0-6-0 | | 0-3-0 | | 0-2-0 | | |
| 0-1-0 | 0-0-0 | 0-0-0 | | HOME | 0-0-0 | | 0-0-0 | | 0-1-0 | | |
| 0-11-0 | 0-3-0 | 0-0- | | AWAY | 0-2-0 | | 0-3-0 | | 0-0-0 | | |
| 0-5-0 | 0-0-0 | 0-0-0 | | NEUTRAL | 0-4-0 | | 0-0-0 | | 0-1-0 | | |
| <hr/> | | | | | | | | | | | |
| 3-14-0 | 0-0-0 | 0-0-0 | | CONFERENCE | 0-0-0 | | 0-0-0 | | 3-14-0 | | |
| 2-5-0 | 0-0-0 | 0-0-0 | | HOME | 0-0-0 | | 0-0-0 | | 2-5-0 | | |
| 1-9-0 | 0-0-0 | 0-0-0 | | AWAY | 0-0-0 | | 0-0-0 | | 1-9-0 | | |
| 0-0-0 | 0-0-0 | 0-0-0 | | NEUTRAL | 0-0-0 | | 0-0-0 | | 0-0-0 | | |
| <hr/> | | | | | | | | | | | |
| RPI S | Opponent | Score | RPI S | Opponent | Score | RPI S | Opponent | Score | RPI S | Opponent | Score |
| 20 A | Alabama | 0 8 | 31 A | Dallas Baptist | 0 19 | 57 N | Kansas | 1 11 | 103 A | Middle Tenn. | 3 18 |
| 20 A | Alabama | 0 3 | 31 A | Dallas Baptist | 2 14 | 59 A | Arkansas | 0 6 | 103 A | Middle Tenn. | 2 11 |
| 20 A | Alabama | 0 7 | 31 A | Dallas Baptist | 3 19 | 59 A | Arkansas | 1 12 | 103 A | Middle Tenn. | 1 8 |
| | | | | | | 59 N | Arkansas | 0 3 | 171 A | Alabama St. | 0 4 |
| | | | | | | 65 N | Ball St. | 1 12 | 171 A | Alabama St. | 0 6 |
| | | | | | | 94 N | Iowa | 4 9 | 171 A | Alabama St. | 3 6 |
| | | | | | | | | | 171 A | Alabama St. | 7 9 |
| | | | | | | | | | 171 H | Alabama St. | 2 7 |
| | | | | | | | | | 171 H | Alabama St. | 1 6 |
| | | | | | | | | | 183 H | Morehead St. | 2 3 |
| | | | | | | | | | 227 N | Northwestern | 4 12 |
| | | | | | | | | | 275 A | Jackson St. | 4 12 |
| | | | | | | | | | 275 A | Jackson St. | 3 17 |
| | | | | | | | | | 275 A | Jackson St. | 2 3 |
| | | | | | | | | | 275 H | Jackson St. | 3 15 |
| | | | | | | | | | 275 H | Jackson St. | 5 3 |
| | | | | | | | | | 275 H | Jackson St. | 6 5 |
| | | | | | | | | | 296 A | Alcorn | 8 10 |
| | | | | | | | | | 296 A | Alcorn | 3 5 |
| | | | | | | | | | 296 A | Alcorn | 8 6 |
| | | | | | | | | | 296 H | Alcorn | 5 9 |
| | | | | | | | | | 296 H | Alcorn | 3 6 |
| <hr/> | | | | | | | | | | | |
| | | | LAST 15 GAMES | | | | | | | | |
| | | | 296 H Alcorn | | | 3 6 | 103 A Middle Tenn. | | | 1 8 | |
| | | | 296 H Alcorn | | | 5 9 | 171 H Alabama St. | | | 1 6 | |
| | | | 275 H Jackson St. | | | 6 5 | 171 H Alabama St. | | | 2 7 | |
| | | | 275 H Jackson St. | | | 5 3 | | | | | |
| | | | 275 H Jackson St. | | | 3 15 | | | | | |

Non-Div. I Games:

Mississippi Val.

| | | | | |
|-----|---|--------------|---|----|
| 103 | A | Middle Tenn. | 2 | 11 |
| 103 | A | Middle Tenn. | 3 | 18 |

M
i
s
s
i
s
s
i
p
p
i
V
a
l
.

M
i
s
s
i
s
s
i
p
p
i
V
a
l
.

| | | | | | | | | | | | |
|-------------------|----------|-----------|-----------|----------------|-------------|---------------|-------------|--------|----------|--------------|-------|
| Average RPI Win: | 273 | WON-LOST | WINNING | LAST 15 | STRENGTH OF | OPP. STRENGTH | TEAM | ADJ | CONF. | ADJ CONF. | |
| Average RPI Loss: | 231 | RECORD | PCT. RANK | GAMES | SCHEDULE | OF SCHEDULE | RPI | RPI | RPI | RPI | |
| DIV. I ONLY | 10-29-0 | .25641 | 288 | 3-12-0 | 276 | 301 | 299 | .38157 | 299 | 30 | 30 |
| DIV. I NON-CONF. | 0-16-0 | 0 | 299 | 0-4-0 | 234 | 300 | 302 | .34259 | 302 | 30 | 30 |
| <hr/> | | | | | | | | | | | |
| TOTALS | RPI 1-25 | RPI 26-50 | | W-L RECORDS | RPI 51-100 | | RPI 101-150 | | RPI 150+ | | |
| 10-29-0 | 0-0-0 | 0-2-0 | | OVERALL | 0-0-0 | | 0-3-0 | | 10-24-0 | | |
| 6-12-0 | 0-0-0 | 0-0-0 | | HOME | 0-0-0 | | 0-0-0 | | 6-12-0 | | |
| 4-14-0 | 0-0-0 | 0-2-0 | | AWAY | 0-0-0 | | 0-1-0 | | 4-11-0 | | |
| 0-3-0 | 0-0-0 | 0-0-0 | | NEUTRAL | 0-0-0 | | 0-2-0 | | 0-1-0 | | |
| <hr/> | | | | | | | | | | | |
| 0-16-0 | 0-0-0 | 0-2-0 | | NON-CONFERENCE | 0-0-0 | | 0-3-0 | | 0-11-0 | | |
| 0-4-0 | 0-0-0 | 0-0-0 | | HOME | 0-0-0 | | 0-0-0 | | 0-4-0 | | |
| 0-10-0 | 0-0-0 | 0-0- | | AWAY | 0-0-0 | | 0-1-0 | | 0-7-0 | | |
| 0-2-0 | 0-0-0 | 0-0-0 | | NEUTRAL | 0-0-0 | | 0-2-0 | | 0-0-0 | | |
| <hr/> | | | | | | | | | | | |
| 10-13-0 | 0-0-0 | 0-0-0 | | CONFERENCE | 0-0-0 | | 0-0-0 | | 10-13-0 | | |
| 6-8-0 | 0-0-0 | 0-0-0 | | HOME | 0-0-0 | | 0-0-0 | | 6-8-0 | | |
| 4-4-0 | 0-0-0 | 0-0-0 | | AWAY | 0-0-0 | | 0-0-0 | | 4-4-0 | | |
| 0-1-0 | 0-0-0 | 0-0-0 | | NEUTRAL | 0-0-0 | | 0-0-0 | | 0-1-0 | | |
| <hr/> | | | | | | | | | | | |
| RPI | S | Opponent | Score | RPI | S | Opponent | Score | RPI | S | Opponent | Score |
| | | | | 47 | A | Auburn | 2 13 | | | | |
| | | | | 47 | A | Auburn | 0 10 | | | | |
| | | | | | | | | 125 | A | Towson | 1 13 |
| | | | | | | | | 128 | N | Kent St. | 0 5 |
| | | | | | | | | 128 | N | Kent St. | 1 11 |
| | | | | | | | | 195 | A | Winthrop | 4 8 |
| | | | | | | | | 195 | A | Winthrop | 1 3 |
| | | | | | | | | 233 | A | Delaware St. | 8 6 |
| | | | | | | | | 233 | A | Delaware St. | 7 6 |
| | | | | | | | | 233 | A | Delaware St. | 1 16 |
| | | | | | | | | 233 | H | Delaware St. | 5 15 |
| | | | | | | | | 233 | H | Delaware St. | 7 15 |
| | | | | | | | | 233 | H | Delaware St. | 1 10 |
| | | | | | | | | 248 | A | Lehigh | 3 9 |
| | | | | | | | | 248 | A | Lehigh | 2 8 |
| | | | | | | | | 248 | H | Lehigh | 3 4 |
| | | | | | | | | 261 | A | Navy | 5 6 |
| | | | | | | | | 268 | A | UMBC | 5 6 |
| | | | | | | | | 268 | H | UMBC | 0 3 |
| | | | | | | | | 273 | A | Norfolk St. | 1 12 |
| | | | | | | | | 273 | A | Norfolk St. | 0 1 |
| | | | | | | | | 273 | H | Norfolk St. | 3 0 |
| | | | | | | | | 273 | H | Norfolk St. | 5 7 |
| | | | | | | | | 273 | H | Norfolk St. | 3 10 |
| | | | | | | | | 273 | N | Norfolk St. | 2 7 |
| | | | | | | | | 273 | H | Norfolk St. | 3 10 |
| | | | | | | | | 268 | H | UMBC | 0 3 |
| | | | | | | | | 284 | H | N.C. Central | 5 1 |
| | | | | | | | | 284 | H | N.C. Central | 11 8 |
| | | | | | | | | 285 | A | UMES | 4 3 |
| | | | | | | | | 285 | A | UMES | 14 3 |
| | | | | | | | | | | | |
| | | | | | | | | | | | |
| | | | | | | | | | | | |
| | | | | | | | | | | | |
| | | | | | | | | | | | |
| | | | | | | | | | | | |
| | | | | | | | | | | | |
| | | | | | | | | | | | |
| | | | | | | | | | | | |
| | | | | | | | | | | | |
| | | | | | | | | | | | |
| | | | | | | | | | | | |
| | | | | | | | | | | | |
| | | | | | | | | | | | |
| | | | | | | | | | | | |
| | | | | | | | | | | | |
| | | | | | | | | | | | |
| | | | | | | | | | | | |
| | | | | | | | | | | | |
| | | | | | | | | | | | |
| | | | | | | | | | | | |
| | | | | | | | | | | | |
| | | | | | | | | | | | |
| | | | | | | | | | | | |
| | | | | | | | | | | | |
| | | | | | | | | | | | |
| | | | | | | | | | | | |
| | | | | | | | | | | | |
| | | | | | | | | | | | |
| | | | | | | | | | | | |
| | | | | | | | | | | | |
| | | | | | | | | | | | |
| | | | | | | | | | | | |
| | | | | | | | | | | | |
| | | | | | | | | | | | |
| | | | | | | | | | | | |
| | | | | | | | | | | | |
| | | | | | | | | | | | |
| | | | | | | | | | | | |
| | | | | | | | | | | | |
| | | | | | | | | | | | |
| | | | | | | | | | | | |
| | | | | | | | | | | | |
| | | | | | | | | | | | |
| | | | | | | | | | | | |
| | | | | | | | | | | | |
| | | | | | | | | | | | |
| | | | | | | | | | | | |
| | | | | | | | | | | | |
| | | | | | | | | | | | |
| | | | | | | | | | | | |
| | | | | | | | | | | | |
| | | | | | | | | | | | |
| | | | | | | | | | | | |
| | | | | | | | | | | | |
| | | | | | | | | | | | |
| | | | | | | | | | | | |
| | | | | | | | | | | | |
| | | | | | | | | | | | |
| | | | | | | | | | | | |
| | | | | | | | | | | | |
| | | | | | | | | | | | |
| | | | | | | | | | | | |
| | | | | | | | | | | | |
| | | | | | | | | | | | |
| | | | | | | | | | | | |
| | | | | | | | | | | | |
| | | | | | | | | | | | |
| | | | | | | | | | | | |
| | | | | | | | | | | | |
| | | | | | | | | | | | |
| | | | | | | | | | | | |
| | | | | | | | | | | | |
| | | | | | | | | | | | |
| | | | | | | | | | | | |
| | | | | | | | | | | | |
| | | | | | | | | | | | |
| | | | | | | | | | | | |
| | | | | | | | | | | | |
| | | | | | | | | | | | |
| | | | | | | | | | | | |
| | | | | | | | | | | | |
| | | | | | | | | | | | |

Non-Div. I Games:

Coppin St.

Coppin St.

| | | |
|-------------------|---|---|
| 273 H Norfolk St. | 3 | 0 |
| 273 H Norfolk St. | 5 | 7 |

Through Games Of April 27, 2014

| RPI | S | Opponent | Score | |
|-----|---|-------------------|-------|----|
| 285 | A | UMES | 1 | 9 |
| 285 | H | UMES | 4 | 11 |
| 285 | H | UMES | 4 | 3 |
| 285 | H | UMES | 3 | 14 |
| 285 | H | UMES | 11 | 4 |
| 285 | H | UMES | 6 | 3 |
| 285 | H | UMES | 1 | 4 |
| 287 | A | George Washington | 4 | 10 |
| 289 | H | NJIT | 2 | 8 |
| 289 | H | NJIT | 3 | 13 |

Coppin St.

C
o
p
p
i
n
s
t
.

C
o
p
p
i
n
s
t
.

| Average RPI Win: | 276 | WON-LOST RECORD | WINNING PCT. RANK | LAST 15 GAMES | STRENGTH OF SCHEDULE | OPP. STRENGTH OF SCHEDULE | TEAM RPI | ADJ RPI | CONF. RPI | ADJ CONF. RPI | | | | |
|-------------------|----------|-----------------|-------------------|----------------|----------------------|---------------------------|----------------|-------------|-----------|---------------|----|------------------|-------|----|
| Average RPI Loss: | 216 | | | | | | | | | | | | | |
| DIV. I ONLY | | 14-28-0 | .33333 | 255 | 7-8-0 | 301 | 294 | 300 | .38015 | 300 | 31 | 31 | | |
| DIV. I NON-CONF. | | 2-13-0 | .13333 | 294 | 0-2-0 | 205 | 56 | 298 | .39499 | 297 | 31 | 31 | | |
| <hr/> | | | | | | | | | | | | | | |
| TOTALS | RPI 1-25 | RPI 26-50 | | W-L RECORDS | | RPI 51-100 | | RPI 101-150 | | RPI 150+ | | | | |
| 14-28-0 | 0-1-0 | 0-1-0 | | OVERALL | | 0-2-0 | | 0-2-0 | | 14-22-0 | | | | |
| 7-12-0 | 0-0-0 | 0-0-0 | | HOME | | 0-0-0 | | 0-0-0 | | 7-12-0 | | | | |
| 7-15-0 | 0-1-0 | 0-1-0 | | AWAY | | 0-2-0 | | 0-2-0 | | 7-9-0 | | | | |
| 0-1-0 | 0-0-0 | 0-0-0 | | NEUTRAL | | 0-0-0 | | 0-0-0 | | 0-1-0 | | | | |
| <hr/> | | | | | | | | | | | | | | |
| 2-13-0 | 0-1-0 | 0-1-0 | | NON-CONFERENCE | | 0-2-0 | | 0-2-0 | | 2-7-0 | | | | |
| 2-5-0 | 0-0-0 | 0-0-0 | | HOME | | 0-0-0 | | 0-0-0 | | 2-5-0 | | | | |
| 0-8-0 | 0-1-0 | 0-0- | | AWAY | | 0-2-0 | | 0-2-0 | | 0-2-0 | | | | |
| 0-0-0 | 0-0-0 | 0-0-0 | | NEUTRAL | | 0-0-0 | | 0-0-0 | | 0-0-0 | | | | |
| <hr/> | | | | | | | | | | | | | | |
| 12-15-0 | 0-0-0 | 0-0-0 | | CONFERENCE | | 0-0-0 | | 0-0-0 | | 12-15-0 | | | | |
| 5-7-0 | 0-0-0 | 0-0-0 | | HOME | | 0-0-0 | | 0-0-0 | | 5-7-0 | | | | |
| 7-7-0 | 0-0-0 | 0-0-0 | | AWAY | | 0-0-0 | | 0-0-0 | | 7-7-0 | | | | |
| 0-1-0 | 0-0-0 | 0-0-0 | | NEUTRAL | | 0-0-0 | | 0-0-0 | | 0-1-0 | | | | |
| <hr/> | | | | | | | | | | | | | | |
| RPI | S | Opponent | Score | | RPI | S | Opponent | Score | | RPI | S | Opponent | Score | |
| 15 | A | LSU | 0 | 6 | 31 | A | Dallas Baptist | 1 | 2 | 59 | A | Arkansas | 0 | 8 |
| | | | | | | | | | | 59 | A | Arkansas | 3 | 4 |
| | | | | | | | | | | | | Northwestern St. | 3 | 12 |
| | | | | | | | | | | | | Southeastern La. | 0 | 13 |
| | | | | | | | | | | | | La.-Monroe | 2 | 3 |
| | | | | | | | | | | | | Morehead St. | 5 | 2 |
| | | | | | | | | | | | | Morehead St. | 11 | 15 |
| | | | | | | | | | | | | Morehead St. | 7 | 10 |
| | | | | | | | | | | | | Georgetown | 1 | 6 |
| | | | | | | | | | | | | Georgetown | 8 | 2 |
| | | | | | | | | | | | | Georgetown | 3 | 5 |
| | | | | | | | | | | | | Louisiana Tech | 1 | 8 |
| | | | | | | | | | | | | Louisiana Tech | 3 | 4 |
| | | | | | | | | | | | | Texas Southern | 3 | 6 |
| | | | | | | | | | | | | Texas Southern | 4 | 5 |
| | | | | | | | | | | | | Texas Southern | 3 | 1 |
| | | | | | | | | | | | | Texas Southern | 6 | 7 |
| | | | | | | | | | | | | Texas Southern | 0 | 10 |
| | | | | | | | | | | | | Texas Southern | 7 | 5 |
| | | | | | | | | | | | | Jackson St. | 8 | 6 |
| | | | | | | | | | | | | Ark.-Pine Bluff | 6 | 1 |
| | | | | | | | | | | | | Ark.-Pine Bluff | 2 | 5 |
| | | | | | | | | | | | | Ark.-Pine Bluff | 2 | 3 |
| | | | | | | | | | | | | Ark.-Pine Bluff | 5 | 7 |
| | | | | | | | | | | | | Ark.-Pine Bluff | 5 | 8 |
| | | | | | | | | | | | | Ark.-Pine Bluff | 5 | 6 |
| | | | | | | | | | | | | Prairie View | 11 | 6 |
| | | | | | | | | | | | | Prairie View | 14 | 2 |
| | | | | | | | | | | | | Prairie View | 3 | 15 |
| | | | | | | | | | | | | Prairie View | 3 | 15 |

Non-Div. I Games:

Grambling

| | | | | |
|-----|---|-----------------|---|---|
| 278 | A | Ark.-Pine Bluff | 6 | 1 |
| 278 | A | Ark.-Pine Bluff | 2 | 3 |

| RPI | S | Opponent | Score | |
|-----|---|--------------|-------|----|
| 294 | H | Prairie View | 5 | 6 |
| 294 | H | Prairie View | 12 | 11 |
| 294 | H | Prairie View | 6 | 12 |
| 302 | A | Southern U. | 5 | 6 |
| 302 | A | Southern U. | 5 | 7 |
| 302 | A | Southern U. | 16 | 7 |
| 302 | A | Southern U. | 6 | 3 |
| 302 | H | Southern U. | 9 | 5 |
| 302 | H | Southern U. | 8 | 7 |
| 302 | H | Southern U. | 9 | 1 |
| 302 | N | Southern U. | 5 | 7 |

Grambling

G
r
a
m
b
l
i
n
g

G
r
a
m
b
l
i
n
g

| Average RPI Win: 255 | | WON-LOST RECORD | WINNING PCT. RANK | | LAST 15 GAMES | STRENGTH OF SCHEDULE | OPP. STRENGTH OF SCHEDULE | TEAM RPI | ADJ RPI | | CONF. RPI | ADJ CONF. RPI |
|-----------------------|---|--------------------|----------------------|-----------|------------------|-------------------------|------------------------------|-----------------|------------|-------------|-----------------|------------------|
| Average RPI Loss: 194 | | | | | | | | | | | | |
| DIV. I ONLY | | 4-36-0 | .1 | 300 | 3-12-0 | 216 | 299 | 301 | .37529 | 301 | 32 | 32 |
| DIV. I NON-CONF. | | 4-33-0 | .10811 | 296 | 3-12-0 | 202 | 301 | 300 | .38491 | 300 | 32 | 32 |
| <hr/> | | | | | | | | | | | | |
| TOTALS | | RPI 1-25 | | RPI 26-50 | | W-L RECORDS | | RPI 51-100 | | RPI 101-150 | | RPI 150+ |
| 4-36-0 | | 0-0-0 | | 0-0-0 | | OVERALL | | 0-0-0 | | 0-11-0 | | 4-25-0 |
| 1-11-0 | | 0-0-0 | | 0-0-0 | | HOME | | 0-0-0 | | 0-1-0 | | 1-10-0 |
| 3-24-0 | | 0-0-0 | | 0-0-0 | | AWAY | | 0-0-0 | | 0-10-0 | | 3-14-0 |
| 0-1-0 | | 0-0-0 | | 0-0-0 | | NEUTRAL | | 0-0-0 | | 0-0-0 | | 0-1-0 |
| 4-33-0 | | 0-0-0 | | 0-0-0 | | NON-CONFERENCE | | 0-0-0 | | 0-11-0 | | 4-22-0 |
| 1-8-0 | | 0-0-0 | | 0-0-0 | | HOME | | 0-0-0 | | 0-1-0 | | 1-7-0 |
| 3-24-0 | | 0-0-0 | | 0-0- | | AWAY | | 0-0-0 | | 0-10-0 | | 3-14-0 |
| 0-1-0 | | 0-0-0 | | 0-0-0 | | NEUTRAL | | 0-0-0 | | 0-0-0 | | 0-1-0 |
| 0-3-0 | | 0-0-0 | | 0-0-0 | | CONFERENCE | | 0-0-0 | | 0-0-0 | | 0-3-0 |
| 0-3-0 | | 0-0-0 | | 0-0-0 | | HOME | | 0-0-0 | | 0-0-0 | | 0-3-0 |
| 0-0-0 | | 0-0-0 | | 0-0-0 | | AWAY | | 0-0-0 | | 0-0-0 | | 0-0-0 |
| 0-0-0 | | 0-0-0 | | 0-0-0 | | NEUTRAL | | 0-0-0 | | 0-0-0 | | 0-0-0 |
| RPI | S | Opponent | Score | RPI | S | Opponent | Score | RPI | S | Opponent | Score | |
| | | | | | | | | | | 107 A | Seton Hall | 0 21 |
| | | | | | | | | | | 107 A | Seton Hall | 6 7 |
| | | | | | | | | | | 107 A | Seton Hall | 0 6 |
| | | | | | | | | | | 115 A | St. John's (NY) | 0 13 |
| | | | | | | | | | | 115 A | St. John's (NY) | 2 11 |
| | | | | | | | | | | 115 H | St. John's (NY) | 8 17 |
| | | | | | | | | | | 126 A | Stony Brook | 2 3 |
| | | | | | | | | | | 131 A | Tennessee Tech | 3 19 |
| | | | | | | | | | | 131 A | Tennessee Tech | 1 13 |
| | | | | | | | | | | 131 A | Tennessee Tech | 2 11 |
| | | | | | | | | | | 131 A | Tennessee Tech | 1 12 |
| | | | | | | | | | | 177 A | Fairfield | 4 13 |
| | | | | | | | | | | 177 H | Fairfield | 3 5 |
| | | | | | | | | | | 177 H | Fairfield | 1 4 |
| | | | | | | | | | | 206 A | Hofstra | 2 3 |
| | | | | | | | | | | 206 H | Hofstra | 1 13 |
| | | | | | | | | | | 207 A | Mt. St. Mary's | 0 7 |
| | | | | | | | | | | 207 A | Mt. St. Mary's | 7 18 |
| | | | | | | | | | | 207 A | Mt. St. Mary's | 8 11 |
| | | | | | | | | | | 207 A | Mt. St. Mary's | 4 13 |
| | | | | | | | | | | 209 A | LIU Brooklyn | 10 6 |
| | | | | | | | | | | 209 A | LIU Brooklyn | 0 13 |
| | | | | | | | | | | 209 H | LIU Brooklyn | 10 12 |
| | | | | | | | | | | 209 H | LIU Brooklyn | 3 10 |
| | | | | | | | | | | 212 A | Penn St. | 3 7 |
| | | | | | | | | | | 212 A | Penn St. | 0 8 |
| | | | | | | | | | | 232 H | Siena | 0 6 |
| <hr/> | | | | | | | | | | | | |
| LAST 15 GAMES | | | | | | | | | | | | |
| | | | | 240 A | Maine | 3 2 | 115 A | St. John's (NY) | 0 13 | 209 H | LIU Brooklyn | 10 12 |
| | | | | 240 A | Maine | 4 11 | 115 H | St. John's (NY) | 8 17 | 209 H | LIU Brooklyn | 3 10 |
| | | | | 240 A | Maine | 0 1 | 206 H | Hofstra | 1 13 | 212 A | Penn St. | 3 7 |
| | | | | 240 A | Maine | 0 1 | | | | 212 A | Penn St. | 0 8 |
| | | | | 290 H | Iona | 6 5 | | | | 232 H | Siena | 0 6 |

Non-Div. I Games:

NYIT

| | | | | |
|-----|---|-----------------|----|----|
| 282 | A | Manhattan | 13 | 0 |
| 115 | A | St. John's (NY) | 2 | 11 |

| RPI | S | Opponent | Score | |
|-----|---|-----------|-------|----|
| 232 | H | Siena | 2 | 9 |
| 240 | A | Maine | 4 | 11 |
| 240 | A | Maine | 0 | 1 |
| 240 | A | Maine | 0 | 1 |
| 240 | A | Maine | 3 | 2 |
| 250 | A | Fordham | 8 | 11 |
| 250 | A | Fordham | 6 | 7 |
| 282 | A | Manhattan | 13 | 0 |
| 282 | N | Manhattan | 0 | 2 |
| 289 | H | NJIT | 0 | 3 |
| 289 | H | NJIT | 2 | 6 |
| 289 | H | NJIT | 5 | 9 |
| 290 | H | Iona | 6 | 5 |

| Average RPI Win: 249 | | WON-LOST RECORD | | WINNING PCT. RANK | | LAST 15 GAMES | | STRENGTH OF SCHEDULE | | OPP. STRENGTH OF SCHEDULE | | TEAM RPI | | ADJ RPI | | CONF. RPI | | ADJ CONF. RPI | | | | | |
|-----------------------|---|-----------------|--|-------------------|----|----------------|---|----------------------|--|---------------------------|----|----------|---|------------------|--|-----------|----|---------------|---|-----------|--|-------|---|
| Average RPI Loss: 233 | | | | | | | | | | | | | | | | | | | | | | | |
| DIV. I ONLY | | 8-23-0 | | .25806 286 | | 4-10-0 | | 297 | | 302 | | 302 | | .36244 302 | | 31 | | 31 | | | | | |
| DIV. I NON-CONF. | | 2-7-0 | | .22222 276 | | 1-1-0 | | 42 | | 104 | | 213 | | .47121 215 | | 31 | | 31 | | | | | |
| TOTALS | | RPI 1-25 | | RPI 26-50 | | W-L RECORDS | | RPI 51-100 | | RPI 101-150 | | RPI 150+ | | | | | | | | | | | |
| 8-23-0 | | 0-2-0 | | 0-0-0 | | OVERALL | | 0-0-0 | | 2-4-0 | | 6-17-0 | | | | | | | | | | | |
| 4-11-0 | | 0-0-0 | | 0-0-0 | | HOME | | 0-0-0 | | 1-1-0 | | 3-10-0 | | | | | | | | | | | |
| 2-11-0 | | 0-2-0 | | 0-0-0 | | AWAY | | 0-0-0 | | 1-3-0 | | 1-6-0 | | | | | | | | | | | |
| 2-1-0 | | 0-0-0 | | 0-0-0 | | NEUTRAL | | 0-0-0 | | 0-0-0 | | 2-1-0 | | | | | | | | | | | |
| 2-7-0 | | 0-2-0 | | 0-0-0 | | NON-CONFERENCE | | 0-0-0 | | 2-4-0 | | 0-1-0 | | | | | | | | | | | |
| 1-1-0 | | 0-0-0 | | 0-0-0 | | HOME | | 0-0-0 | | 1-1-0 | | 0-0-0 | | | | | | | | | | | |
| 1-5-0 | | 0-2-0 | | 0-0- | | AWAY | | 0-0-0 | | 1-3-0 | | 0-0-0 | | | | | | | | | | | |
| 0-1-0 | | 0-0-0 | | 0-0-0 | | NEUTRAL | | 0-0-0 | | 0-0-0 | | 0-1-0 | | | | | | | | | | | |
| 6-16-0 | | 0-0-0 | | 0-0-0 | | CONFERENCE | | 0-0-0 | | 0-0-0 | | 6-16-0 | | | | | | | | | | | |
| 3-10-0 | | 0-0-0 | | 0-0-0 | | HOME | | 0-0-0 | | 0-0-0 | | 3-10-0 | | | | | | | | | | | |
| 1-6-0 | | 0-0-0 | | 0-0-0 | | AWAY | | 0-0-0 | | 0-0-0 | | 1-6-0 | | | | | | | | | | | |
| 2-0-0 | | 0-0-0 | | 0-0-0 | | NEUTRAL | | 0-0-0 | | 0-0-0 | | 2-0-0 | | | | | | | | | | | |
| RPI | S | Opponent | | Score | | RPI | S | Opponent | | Score | | RPI | S | Opponent | | Score | | RPI | S | Opponent | | Score | |
| 12 | A | La.-Lafayette | | 3 | 17 | | | | | | | 116 | A | Northwestern St. | | 2 | 6 | | | | | | |
| 15 | A | LSU | | 0 | 8 | | | | | | | 116 | A | Northwestern St. | | 9 | 13 | | | | | | |
| | | | | | | | | | | | | 116 | A | Northwestern St. | | 3 | 4 | | | | | | |
| | | | | | | | | | | | | 138 | H | McNeese St. | | 4 | 3 | | | | | | |
| | | | | | | | | | | | | 141 | A | Nicholls St. | | 5 | 2 | | | | | | |
| | | | | | | | | | | | | 141 | H | Nicholls St. | | 2 | 13 | | | | | | |
| | | | | | | | | | | | | 260 | N | New Orleans | | 1 | 9 | | | | | | |
| | | | | | | | | | | | | 269 | H | Texas Southern | | 8 | 5 | | | | | | |
| | | | | | | | | | | | | 269 | H | Texas Southern | | 1 | 2 | | | | | | |
| | | | | | | | | | | | | 269 | H | Texas Southern | | 1 | 6 | | | | | | |
| | | | | | | | | | | | | 269 | N | Texas Southern | | 9 | 5 | | | | | | |
| | | | | | | | | | | | | 275 | A | Jackson St. | | 2 | 6 | | | | | | |
| | | | | | | | | | | | | 278 | A | Ark.-Pine Bluff | | 4 | 3 | | | | | | |
| | | | | | | | | | | | | 278 | A | Ark.-Pine Bluff | | 7 | 16 | | | | | | |
| | | | | | | | | | | | | 278 | A | Ark.-Pine Bluff | | 16 | 17 | | | | | | |
| | | | | | | | | | | | | 278 | H | Ark.-Pine Bluff | | 2 | 9 | | | | | | |
| | | | | | | | | | | | | 278 | H | Ark.-Pine Bluff | | 6 | 8 | | | | | | |
| | | | | | | | | | | | | 278 | H | Ark.-Pine Bluff | | 2 | 5 | | | | | | |
| | | | | | | | | | | | | 294 | H | Prairie View | | 3 | 13 | | | | | | |
| | | | | | | | | | | | | 294 | H | Prairie View | | 9 | 10 | | | | | | |
| | | | | | | | | | | | | 294 | H | Prairie View | | 2 | 7 | | | | | | |
| | | | | | | | | LAST 15 GAMES | | | | 300 | A | Grambling | | 1 | 9 | | | | | | |
| | | | | | | | | 300 H Grambling | | 7 | 16 | 278 | A | Ark.-Pine Bluff | | 7 | 16 | 300 | A | Grambling | | 5 | 9 |
| | | | | | | | | 300 H Grambling | | 6 | 5 | 278 | A | Ark.-Pine Bluff | | 16 | 17 | 300 | A | Grambling | | 7 | 8 |
| | | | | | | | | 300 H Grambling | | 3 | 6 | 278 | A | Ark.-Pine Bluff | | 4 | 3 | 300 | H | Grambling | | 7 | 5 |
| | | | | | | | | 141 H Nicholls St. | | 2 | 13 | | | | | | | 300 | H | Grambling | | 6 | 5 |
| | | | | | | | | 269 H Texas Southern | | 8 | 5 | | | | | | | 300 | H | Grambling | | 3 | 6 |

Non-Div. I Games: Loyola (LA) 7 8

Southern U.

Southern U.

| | | | | | |
|-----|---|-------|----------|---|---|
| 269 | H | Texas | Southern | 1 | 6 |
| 269 | H | Texas | Southern | 1 | 2 |

Through Games Of April 27, 2014

| RPI | S | Opponent | Score | |
|-----|---|-----------|-------|----|
| 300 | H | Grambling | 7 | 16 |
| 300 | N | Grambling | 7 | 5 |

Southern U.

S
o
u
t
h
e
r
n
U
.

S
o
u
t
h
e
r
n
U
.