

Average RPI Win: 52		WON-LOST RECORD		WINNING PCT. RANK		LAST 10 GAMES		STRENGTH OF SCHEDULE		OPP. STRENGTH OF SCHEDULE		TEAM RPI		ADJ RPI		CONF. RPI		ADJ CONF. RPI	
DIV. I ONLY		27-13-0		.675 38		8-2-0		1		11		1		.62564 1		1		1	
DIV. I NON-CONF.		15-7-0		.68182 41		2-0-0		2		30		4		.6064 4		1		1	
TOTALS		RPI 1-25		RPI 26-50		W-L RECORDS		RPI 51-100		RPI 101-150		RPI 150+							
27-13-0		12-6-0		5-0-0		OVERALL		4-5-0		5-2-0		1-0-0							
18-6-0		6-1-0		5-0-0		HOME		2-3-0		4-2-0		1-0-0							
7-7-0		5-5-0		0-0-0		AWAY		1-2-0		1-0-0		0-0-0							
2-0-0		1-0-0		0-0-0		NEUTRAL		1-0-0		0-0-0		0-0-0							
15-7-0		6-3-0		2-0-0		NON-CONFERENCE		1-2-0		5-2-0		1-0-0							
10-5-0		3-1-0		2-0-0		HOME		0-2-0		4-2-0		1-0-0							
3-2-0		2-2-0		0-0-		AWAY		0-0-0		1-0-0		0-0-0							
2-0-0		1-0-0		0-0-0		NEUTRAL		1-0-0		0-0-0		0-0-0							
12-6-0		6-3-0		3-0-0		CONFERENCE		3-3-0		0-0-0		0-0-0							
8-1-0		3-0-0		3-0-0		HOME		2-1-0		0-0-0		0-0-0							
4-5-0		3-3-0		0-0-0		AWAY		1-2-0		0-0-0		0-0-0							
0-0-0		0-0-0		0-0-0		NEUTRAL		0-0-0		0-0-0		0-0-0							
RPI	S	Opponent		Score		RPI	S	Opponent		Score		RPI	S	Opponent		Score			
2	A	Florida St.		8	0	32	H	Illinois St.		13	5	51	H	Arkansas		1	0		
2	H	Florida St.		3	1	46	H	Georgia		8	1	51	H	Arkansas		3	9		
2	N	Florida St.		4	1	46	H	Georgia		10	3	51	H	Arkansas		2	1		
5	A	South Carolina		1	4	46	H	Georgia		3	2	64	A	Texas A&M		5	3		
5	A	South Carolina		6	5	50	H	UCF		5	1	64	A	Texas A&M		3	4		
5	A	South Carolina		4	3							64	A	Texas A&M		4	5		
11	A	Kentucky		1	17							70	N	Southern Miss.		4	2		
11	A	Kentucky		8	9							74	H	Illinois		1	5		
11	A	Kentucky		11	10							74	H	Illinois		0	6		
13	H	LSU		11	7														
13	H	LSU		2	1														
13	H	LSU		6	2														
19	H	Maryland		8	5														
19	H	Maryland		7	9														
19	H	Maryland		4	0														
24	A	Miami (FL)		2	5														
24	A	Miami (FL)		4	6														
24	A	Miami (FL)		6	4														
						LAST 10 GAMES													
						46	H	Georgia		10	3	5	A	South Carolina		4	3		
						46	H	Georgia		3	2	5	A	South Carolina		1	4		
						46	H	Georgia		8	1	2	A	Florida St.		8	0		
						129	A	FGCU		7	1	11	A	Kentucky		8	9		
						5	A	South Carolina		6	5	11	A	Kentucky		11	10		

Non-Div. I Games:

Florida

Average RPI Win:	107	WON-LOST	WINNING	LAST 10	STRENGTH OF	OPP. STRENGTH	TEAM	ADJ	CONF.	ADJ CONF.		
Average RPI Loss:	19	RECORD	PCT. RANK	GAMES	SCHEDULE	OF SCHEDULE	RPI	RPI	RPI	RPI		
DIV. I ONLY		30-9-0	.76923	7	6-4-0	31	2	2	.61319	2	3	3
DIV. I NON-CONF.		12-3-0	.8	21	1-1-0	72	4	5	.60311	5	4	4
<hr/>												
TOTALS	RPI 1-25	RPI 26-50		W-L RECORDS		RPI 51-100		RPI 101-150		RPI 150+		
30-9-0	4-5-0	9-4-0		OVERALL		3-0-0		3-0-0		11-0-0		
17-3-0	4-3-0	2-0-0		HOME		3-0-0		1-0-0		7-0-0		
13-5-0	0-1-0	7-4-0		AWAY		0-0-0		2-0-0		4-0-0		
0-1-0	0-1-0	0-0-0		NEUTRAL		0-0-0		0-0-0		0-0-0		
12-3-0	0-3-0	4-0-0		NON-CONFERENCE		0-0-0		3-0-0		5-0-0		
7-1-0	0-1-0	2-0-0		HOME		0-0-0		1-0-0		4-0-0		
5-1-0	0-1-0	2-0-		AWAY		0-0-0		2-0-0		1-0-0		
0-1-0	0-1-0	0-0-0		NEUTRAL		0-0-0		0-0-0		0-0-0		
18-6-0	4-2-0	5-4-0		CONFERENCE		3-0-0		0-0-0		6-0-0		
10-2-0	4-2-0	0-0-0		HOME		3-0-0		0-0-0		3-0-0		
8-4-0	0-0-0	5-4-0		AWAY		0-0-0		0-0-0		3-0-0		
0-0-0	0-0-0	0-0-0		NEUTRAL		0-0-0		0-0-0		0-0-0		
RPI S	Opponent	Score		RPI S	Opponent	Score		RPI S	Opponent	Score		
1 A	Florida	1	3	27 A	Georgia Tech	5	4	61 H	North Carolina St.	6	1	
1 H	Florida	0	8	27 A	Georgia Tech	4	12	61 H	North Carolina St.	8	2	
1 N	Florida	1	4	27 A	Georgia Tech	3	5	61 H	North Carolina St.	9	8	
19 H	Maryland	15	3	31 A	Clemson	11	1					
19 H	Maryland	1	5	31 A	Clemson	4	3					
19 H	Maryland	7	0	31 A	Clemson	3	9					
24 H	Miami (FL)	10	2	44 A	Wake Forest	2	5					
24 H	Miami (FL)	1	3	44 A	Wake Forest	4	3					
24 H	Miami (FL)	13	6	44 A	Wake Forest	7	1					
				46 H	Georgia	10	4					
				46 H	Georgia	8	3					
				50 A	UCF	11	10					
				50 A	UCF	18	1					
<hr/>												
LAST 10 GAMES												
				44 A	Wake Forest	2	5	27 A	Georgia Tech	4	12	
				44 A	Wake Forest	4	3	27 A	Georgia Tech	3	5	
				44 A	Wake Forest	7	1	1 H	Florida	0	8	
				166 H	Jacksonville	6	1	181 H	Notre Dame	4	3	
				27 A	Georgia Tech	5	4	181 H	Notre Dame	11	2	

Non-Div. I Games:

Florida St.

Average RPI Win:	94	WON-LOST RECORD	WINNING PCT. RANK	LAST 10 GAMES	STRENGTH OF SCHEDULE	OPP. STRENGTH OF SCHEDULE	TEAM RPI	ADJ RPI	CONF. RPI	ADJ CONF. RPI				
DIV. I ONLY		29-10-0	.74359	17	6-4-0	5	50	3	.6042	3	7	7		
DIV. I NON-CONF.		23-4-0	.85185	11	2-0-0	6	42	1	.64144	1	8	8		
<hr/>														
TOTALS	RPI 1-25	RPI 26-50		W-L RECORDS		RPI 51-100		RPI 101-150		RPI 150+				
29-10-0	3-5-0	0-1-0		OVERALL		13-2-0		12-1-0		1-1-0				
21-6-0	1-3-0	0-0-0		HOME		7-1-0		12-1-0		1-1-0				
7-2-0	1-0-0	0-1-0		AWAY		6-1-0		0-0-0		0-0-0				
1-2-0	1-2-0	0-0-0		NEUTRAL		0-0-0		0-0-0		0-0-0				
23-4-0	3-2-0	0-1-0		NON-CONFERENCE		9-0-0		10-0-0		1-1-0				
17-1-0	1-0-0	0-0-0		HOME		5-0-0		10-0-0		1-1-0				
5-1-0	1-0-0	0-0-		AWAY		4-0-0		0-0-0		0-0-0				
1-2-0	1-2-0	0-0-0		NEUTRAL		0-0-0		0-0-0		0-0-0				
6-6-0	0-3-0	0-0-0		CONFERENCE		4-2-0		2-1-0		0-0-0				
4-5-0	0-3-0	0-0-0		HOME		2-1-0		2-1-0		0-0-0				
2-1-0	0-0-0	0-0-0		AWAY		2-1-0		0-0-0		0-0-0				
0-0-0	0-0-0	0-0-0		NEUTRAL		0-0-0		0-0-0		0-0-0				
RPI	S	Opponent	Score		RPI	S	Opponent	Score		RPI	S	Opponent	Score	
7	N	Texas	2	3	42	A	Pepperdine	0	3	59	A	Sam Houston St.	5	2
8	A	Rice	3	0						109	H	Towson	20	3
8	H	Rice	6	2						109	H	Towson	6	3
12	N	Texas Tech	9	0						112	H	Michigan	2	1
18	N	TCU	1	2						112	H	Michigan	1	0
25	H	Louisville	2	4						112	H	Michigan	4	3
25	H	Louisville	2	3						118	H	A&M-Corpus Christi	10	0
25	H	Louisville	3	10						124	H	South Fla.	3	4
										124	H	South Fla.	5	3
										124	H	South Fla.	3	2
										132	H	Nicholls St.	3	0
										132	H	Nicholls St.	4	0
										132	H	Nicholls St.	3	2
										162	H	Lamar	2	4
										258	H	Texas Southern	1	0
LAST 10 GAMES														
										25	H	Louisville	2	3
										25	H	Louisville	2	4
										92	H	Texas St.	7	1
										67	A	Rutgers	2	1
										67	A	Rutgers	9	1

Non-Div. I Games:

Houston

Average RPI Win:	97	WON-LOST RECORD	WINNING PCT. RANK	LAST 10 GAMES	STRENGTH OF SCHEDULE	OPP. STRENGTH OF SCHEDULE	TEAM RPI	ADJ RPI	CONF. RPI	ADJ CONF. RPI		
DIV. I ONLY		25-11-0	.69444	29	9-1-0	16	38	4	.60311	4	11	11
DIV. I NON-CONF.		14-10-0	.58333	98	4-1-0	21	7	24	.58096	24	10	10
<hr/>												
TOTALS	RPI 1-25	RPI 26-50		W-L RECORDS		RPI 51-100		RPI 101-150		RPI 150+		
25-11-0	6-5-0	0-0-0		OVERALL		5-2-0		9-1-0		5-3-0		
12-2-0	3-0-0	0-0-0		HOME		1-0-0		6-1-0		2-1-0		
11-7-0	2-4-0	0-0-0		AWAY		4-2-0		3-0-0		2-1-0		
2-2-0	1-1-0	0-0-0		NEUTRAL		0-0-0		0-0-0		1-1-0		
14-10-0	6-5-0	0-0-0		NON-CONFERENCE		2-2-0		1-0-0		5-3-0		
7-1-0	3-0-0	0-0-0		HOME		1-0-0		1-0-0		2-1-0		
5-7-0	2-4-0	0-0-		AWAY		1-2-0		0-0-0		2-1-0		
2-2-0	1-1-0	0-0-0		NEUTRAL		0-0-0		0-0-0		1-1-0		
11-1-0	0-0-0	0-0-0		CONFERENCE		3-0-0		8-1-0		0-0-0		
5-1-0	0-0-0	0-0-0		HOME		0-0-0		5-1-0		0-0-0		
6-0-0	0-0-0	0-0-0		AWAY		3-0-0		3-0-0		0-0-0		
0-0-0	0-0-0	0-0-0		NEUTRAL		0-0-0		0-0-0		0-0-0		
RPI	S	Opponent	Score	RPI	S	Opponent	Score	RPI	S	Opponent	Score	
11	H	Kentucky	7 2					72	A	Long Beach St.	2 1	
12	A	Texas Tech	1 0					72	A	Long Beach St.	3 4	
12	A	Texas Tech	2 6					72	A	Long Beach St.	1 2	
12	A	Texas Tech	5 10					73	H	Western Ky.	1 0	
12	A	Texas Tech	0 7					84	A	Ohio St.	8 2	
15	N	Washington	8 2					84	A	Ohio St.	7 1	
21	A	Indiana St.	8 12					84	A	Ohio St.	6 4	
21	H	Indiana St.	8 4									
23	N	Oregon St.	1 8									
25	A	Louisville	6 2									
25	H	Louisville	9 3									
							</					

Non-Div. I Games:

Indiana

Average RPI Win:		113	WON-LOST RECORD		WINNING PCT. RANK		LAST 10 GAMES		STRENGTH OF SCHEDULE		OPP. STRENGTH OF SCHEDULE		TEAM RPI		ADJ RPI		CONF. RPI		ADJ CONF. RPI					
DIV. I ONLY			30-10-0		.75		14		4-6-0		23		15		5		.60287		5		1		1	
DIV. I NON-CONF.			20-2-0		.90909		2		1-2-0		159		125		10		.59803		10		1		1	
TOTALS		RPI 1-25		RPI 26-50				W-L RECORDS				RPI 51-100				RPI 101-150				RPI 150+				
30-10-0		4-5-0		6-0-0				OVERALL				4-3-0				3-0-0				13-2-0				
23-4-0		3-3-0		4-0-0				HOME				1-0-0				3-0-0				12-1-0				
6-6-0		1-2-0		1-0-0				AWAY				3-3-0				0-0-0				1-1-0				
1-0-0		0-0-0		1-0-0				NEUTRAL				0-0-0				0-0-0				0-0-0				
20-2-0		0-0-0		3-0-0				NON-CONFERENCE				1-0-0				3-0-0				13-2-0				
17-1-0		0-0-0		1-0-0				HOME				1-0-0				3-0-0				12-1-0				
2-1-0		0-0-0		1-0-				AWAY				0-0-0				0-0-0				1-1-0				
1-0-0		0-0-0		1-0-0				NEUTRAL				0-0-0				0-0-0				0-0-0				
10-8-0		4-5-0		3-0-0				CONFERENCE				3-3-0				0-0-0				0-0-0				
6-3-0		3-3-0		3-0-0				HOME				0-0-0				0-0-0				0-0-0				
4-5-0		1-2-0		0-0-0				AWAY				3-3-0				0-0-0				0-0-0				
0-0-0		0-0-0		0-0-0				NEUTRAL				0-0-0				0-0-0				0-0-0				
RPI	S	Opponent		Score		RPI	S	Opponent		Score		RPI	S	Opponent		Score		RPI	S	Opponent		Score		
1	H	Florida		3	4	26	H	Tennessee		9	6	51	A	Arkansas		0	7	110	H	Bucknell		12	2	
1	H	Florida		4	1	26	H	Tennessee		3	2	51	A	Arkansas		1	4	110	H	Bucknell		17	4	
1	H	Florida		5	6	26	H	Tennessee		8	0	51	A	Arkansas		2	1	110	H	Bucknell		12	0	
9	H	Ole Miss		5	4	31	A	Clemson		5	3	57	A	Auburn		4	3	160	H	Eastern Ky.		2	0	
9	H	Ole Miss		4	6	31	H	Clemson		9	6	57	A	Auburn		3	2	160	H	Eastern Ky.		6	0	
9	H	Ole Miss		3	1	31	N	Clemson		10	2	57	A	Auburn		2	4	160	H	Eastern Ky.		4	0	
11	A	Kentucky		8	3							99	H	Col. of Charleston		4	2	169	A	Citadel		8	10	
11	A	Kentucky		5	13													178	H	Appalachian St.		2	1	
11	A	Kentucky		1	2													180	A	Furman		9	2	
																		180	H	Furman		5	0	
																		197	H	Coastal Caro.		4	0	
																		210	H	Stetson		7	1	
																		210	H	Stetson		4	2	
																		237	H	Presbyterian		4	0	
																		239	H	Charleston So.		1	4	
																		245	H	Brown		8	0	
																		245	H	Brown		13	0	
																		245	H	Brown		1	0	
LAST 10 GAMES																								
						57	A	Auburn		4	3	1		H Florida		5	6							
						57	A	Auburn		3	2	1		H Florida		3	4							
						57	A	Auburn		2	4	1		H Florida		4	1							
						169	A	Citadel		8	10	180	A	Furman		9	2							
						239	H	Charleston So.		1	4	51		A Arkansas		0	7							

Non-Div. I Games:

South Carolina

Average RPI Win:	121	WON-LOST	WINNING	LAST 10	STRENGTH OF	OPP. STRENGTH	TEAM	ADJ	CONF.	ADJ CONF.		
Average RPI Loss:	59	RECORD	PCT. RANK	GAMES	SCHEDULE	OF SCHEDULE	RPI	RPI	RPI	RPI		
DIV. I ONLY		33-7-0	.825	3	7-3-0	75	35	6	.6025	6	3	3
DIV. I NON-CONF.		17-2-0	.89474	4	2-0-0	125	81	7	.60078	7	4	4
<hr/>												
TOTALS	RPI 1-25	RPI 26-50		W-L RECORDS		RPI 51-100		RPI 101-150		RPI 150+		
33-7-0	2-2-0	5-2-0		OVERALL		9-2-0		6-1-0		11-0-0		
23-3-0	0-0-0	5-2-0		HOME		4-1-0		4-0-0		10-0-0		
9-3-0	2-1-0	0-0-0		AWAY		4-1-0		2-1-0		1-0-0		
1-1-0	0-1-0	0-0-0		NEUTRAL		1-0-0		0-0-0		0-0-0		
<hr/>												
17-2-0	0-1-0	1-0-0		NON-CONFERENCE		7-1-0		1-0-0		8-0-0		
13-1-0	0-0-0	1-0-0		HOME		4-1-0		1-0-0		7-0-0		
3-0-0	0-0-0	0-0-		AWAY		2-0-0		0-0-0		1-0-0		
1-1-0	0-1-0	0-0-0		NEUTRAL		1-0-0		0-0-0		0-0-0		
<hr/>												
16-5-0	2-1-0	4-2-0		CONFERENCE		2-1-0		5-1-0		3-0-0		
10-2-0	0-0-0	4-2-0		HOME		0-0-0		3-0-0		3-0-0		
6-3-0	2-1-0	0-0-0		AWAY		2-1-0		2-1-0		0-0-0		
0-0-0	0-0-0	0-0-0		NEUTRAL		0-0-0		0-0-0		0-0-0		
<hr/>												
RPI S	Opponent	Score		RPI S	Opponent	Score		RPI S	Opponent	Score		
11 N	Kentucky	3	8	29 H	Old Dominion	7	1	71 H	East Carolina	6	2	
24 A	Miami (FL)	8	3	31 H	Clemson	1	7	71 H	East Carolina	4	0	
24 A	Miami (FL)	5	3	31 H	Clemson	3	2	71 H	East Carolina	3	2	
24 A	Miami (FL)	1	7	31 H	Clemson	1	0	78 A	William & Mary	17	2	
				47 H	North Carolina	3	2	78 H	William & Mary	11	2	
				47 H	North Carolina	3	1	90 A	Duke	3	2	
				47 H	North Carolina	2	4	90 A	Duke	2	1	
								90 A	Duke	2	3	
								94 H	VMI	2	3	
								94 N	VMI	12	0	
								100 A	UNC Wilmington	7	2	

Non-Div. I Games:

Virginia

Average RPI Win:	72	WON-LOST RECORD	WINNING PCT. RANK	LAST 10 GAMES	STRENGTH OF SCHEDULE	OPP. STRENGTH OF SCHEDULE	TEAM RPI	ADJ RPI	CONF. RPI	ADJ CONF. RPI		
DIV. I ONLY		30-11-0	.73171	18	6-4-0	22	1	7	.59955	7	2	2
DIV. I NON-CONF.		21-5-0	.80769	19	1-1-0	61	1	3	.60793	3	2	2
<hr/>												
TOTALS	RPI 1-25	RPI 26-50		W-L RECORDS		RPI 51-100		RPI 101-150		RPI 150+		
30-11-0	5-5-0	6-1-0		OVERALL		15-5-0		1-0-0		3-0-0		
18-8-0	0-4-0	6-1-0		HOME		8-3-0		1-0-0		3-0-0		
9-3-0	3-1-0	0-0-0		AWAY		6-2-0		0-0-0		0-0-0		
3-0-0	2-0-0	0-0-0		NEUTRAL		1-0-0		0-0-0		0-0-0		
21-5-0	3-1-0	6-1-0		NON-CONFERENCE		8-3-0		1-0-0		3-0-0		
14-3-0	0-1-0	6-1-0		HOME		4-1-0		1-0-0		3-0-0		
4-2-0	1-0-0	0-0-		AWAY		3-2-0		0-0-0		0-0-0		
3-0-0	2-0-0	0-0-0		NEUTRAL		1-0-0		0-0-0		0-0-0		
9-6-0	2-4-0	0-0-0		CONFERENCE		7-2-0		0-0-0		0-0-0		
4-5-0	0-3-0	0-0-0		HOME		4-2-0		0-0-0		0-0-0		
5-1-0	2-1-0	0-0-0		AWAY		3-0-0		0-0-0		0-0-0		
0-0-0	0-0-0	0-0-0		NEUTRAL		0-0-0		0-0-0		0-0-0		
RPI	S	Opponent	Score	RPI	S	Opponent	Score	RPI	S	Opponent	Score	
3	N	Houston	3 2	28	H	Stanford	9 3	58	H	Kansas	1 6	
8	A	Rice	5 2	28	H	Stanford	4 3	58	H	Kansas	2 1	
8	H	Rice	2 7	28	H	Stanford	5 11	58	H	Kansas	2 3	
8	N	Rice	2 0	38	H	Dallas Baptist	5 0	59	N	Sam Houston St.	3 2	
12	A	Texas Tech	4 8	49	H	Columbia	7 3	63	A	California	0 7	
12	A	Texas Tech	11 1	49	H	Columbia	11 0	63	A	California	6 2	
12	A	Texas Tech	5 2	49	H	Columbia	6 1	63	A	California	1 2	
18	H	TCU	0 3					63	A	California	5 0	
18	H	TCU	0 2					80	H	Baylor	6 3	
18	H	TCU	1 3					80	H	Baylor	5 4	
								80	H	Baylor	4 0	
								85	H	Hawaii	3 2	
								85	H	Hawaii	1 6	
								85	H	Hawaii	3 2	
								85	H	Hawaii	4 1	
								87	A	Oklahoma	7 2	
								87	A	Oklahoma	8 1	
								87	A	Oklahoma	10 8	
								92	A	Texas St.	6 3	
								92	H	Texas St.	5 1	
				LAST 10 GAMES								
				18	H	TCU	1 3	87	A	Oklahoma	7 2	
				18	H	TCU	0 2	87	A	Oklahoma	10 8	
				18	H	TCU	0 3	8	H	Rice	2 7	
				155	H	Texas-Arlington	10 2	80	H	Baylor	4 0	
				87	A	Oklahoma	8 1	80	H	Baylor	6 3	

Non-Div. I Games:

Texas

Average RPI Win:		97	WON-LOST RECORD		WINNING PCT. RANK		LAST 10 GAMES		STRENGTH OF SCHEDULE		OPP. STRENGTH OF SCHEDULE		TEAM RPI		ADJ RPI		CONF. RPI		ADJ CONF. RPI					
DIV. I ONLY			29-13-0		.69048 32		8-2-0		12		14		8		.59753 8		10		10					
DIV. I NON-CONF.			13-8-0		.61905 77		1-1-0		14		2		21		.5861 21		11		11					
TOTALS		RPI 1-25		RPI 26-50		W-L RECORDS		RPI 51-100		RPI 101-150		RPI 150+												
29-13-0		3-5-0		4-2-0		OVERALL		10-3-0		5-2-0		7-1-0												
16-6-0		1-2-0		2-1-0		HOME		5-3-0		4-0-0		4-0-0												
12-5-0		1-1-0		2-1-0		AWAY		5-0-0		1-2-0		3-1-0												
1-2-0		1-2-0		0-0-0		NEUTRAL		0-0-0		0-0-0		0-0-0												
13-8-0		3-5-0		2-1-0		NON-CONFERENCE		3-1-0		1-0-0		4-1-0												
7-3-0		1-2-0		0-0-0		HOME		1-1-0		1-0-0		4-0-0												
5-3-0		1-1-0		2-0-		AWAY		2-0-0		0-0-0		0-1-0												
1-2-0		1-2-0		0-0-0		NEUTRAL		0-0-0		0-0-0		0-0-0												
16-5-0		0-0-0		2-1-0		CONFERENCE		7-2-0		4-2-0		3-0-0												
9-3-0		0-0-0		2-1-0		HOME		4-2-0		3-0-0		0-0-0												
7-2-0		0-0-0		0-0-0		AWAY		3-0-0		1-2-0		3-0-0												
0-0-0		0-0-0		0-0-0		NEUTRAL		0-0-0		0-0-0		0-0-0												
RPI	S	Opponent		Score		RPI	S	Opponent		Score		RPI	S	Opponent		Score								
3	A	Houston		2	6	28	A	Stanford		10	3	56	A	FIU		11	7	118	H	A&M-Corpus Christi		12	10	
3	H	Houston		0	3	28	A	Stanford		5	1	56	A	FIU		10	2	127	H	Fla. Atlantic		2	0	
7	A	Texas		7	2	28	A	Stanford		3	12	56	A	FIU		3	2	127	H	Fla. Atlantic		3	2	
7	H	Texas		2	5	29	H	Old Dominion		4	1	59	A	Sam Houston St.		8	5	127	H	Fla. Atlantic		14	1	
7	N	Texas		0	2	29	H	Old Dominion		1	2	59	H	Sam Houston St.		1	3	130	A	Middle Tenn.		2	3	
12	N	Texas Tech		1	2	29	H	Old Dominion		3	2	71	H	East Carolina		8	0	130	A	Middle Tenn.		8	0	
18	H	TCU		5	0							71	H	East Carolina		1	2	130	A	Middle Tenn.		5	8	
18	N	TCU		1	0							71	H	East Carolina		2	3	162	A	Lamar		1	10	
												89	H	UAB		2	0	162	H	Lamar		3	2	
												89	H	UAB		5	3	184	A	Tulane		11	7	
												89	H	UAB		5	3	184	A	Tulane		2	1	
												92	A	Texas St.		14	1	184	A	Tulane		4	3	
												92	H	Texas St.		4	3	192	H	Purdue		3	1	
																		192	H	Purdue		9	1	
																		192	H	Purdue		23	3	
LAST 10 GAMES																								
						89	H	UAB		5	3	184	A	Tulane		2	1							
						89	H	UAB		5	3	184	A	Tulane		4	3							
						89	H	UAB		2	0	7	A	Texas		7	2							
						162	A	Lamar		1	10	71	H	East Carolina		1	2							
						184	A	Tulane		11	7	71	H	East Carolina		8	0							

Non-Div. I Games:

Rice



Average RPI Win: 123		WON-LOST RECORD		WINNING PCT. RANK		LAST 10 GAMES		STRENGTH OF SCHEDULE		OPP. STRENGTH OF SCHEDULE		TEAM RPI		ADJ RPI		CONF. RPI		ADJ CONF. RPI	
DIV. I ONLY		30-11-0		.73171 18		7-3-0		28		22		9		.5974 9		1		1	
DIV. I NON-CONF.		20-3-0		.86957 6		2-0-0		156		48		18		.588 18		1		1	
TOTALS		RPI 1-25		RPI 26-50		W-L RECORDS		RPI 51-100		RPI 101-150		RPI 150+							
30-11-0		2-7-0		6-1-0		OVERALL		4-2-0		7-0-0		11-1-0							
21-4-0		1-2-0		4-0-0		HOME		3-1-0		5-0-0		8-1-0							
9-6-0		1-5-0		2-1-0		AWAY		1-0-0		2-0-0		3-0-0							
0-1-0		0-0-0		0-0-0		NEUTRAL		0-1-0		0-0-0		0-0-0							
20-3-0		0-0-0		4-0-0		NON-CONFERENCE		1-2-0		4-0-0		11-1-0							
14-2-0		0-0-0		4-0-0		HOME		0-1-0		2-0-0		8-1-0							
6-0-0		0-0-0		0-0-		AWAY		1-0-0		2-0-0		3-0-0							
0-1-0		0-0-0		0-0-0		NEUTRAL		0-1-0		0-0-0		0-0-0							
10-8-0		2-7-0		2-1-0		CONFERENCE		3-0-0		3-0-0		0-0-0							
7-2-0		1-2-0		0-0-0		HOME		3-0-0		3-0-0		0-0-0							
3-6-0		1-5-0		2-1-0		AWAY		0-0-0		0-0-0		0-0-0							
0-0-0		0-0-0		0-0-0		NEUTRAL		0-0-0		0-0-0		0-0-0							
RPI	S	Opponent		Score		RPI	S	Opponent		Score		RPI	S	Opponent		Score			
5	A	South Carolina		4 5		40	A	Mississippi St.		5 6		57	H	Auburn		8 5			
5	A	South Carolina		6 4		40	A	Mississippi St.		6 1		57	H	Auburn		5 1			
5	A	South Carolina		1 3		40	A	Mississippi St.		12 2		57	H	Auburn		6 0			
13	H	LSU		5 1		45	H	Arkansas St.		4 3		69	A	Memphis		9 1			
13	H	LSU		3 4		50	H	UCF		5 4		69	H	Memphis		1 4			
13	H	LSU		0 2		50	H	UCF		4 3		70	N	Southern Miss.		3 5			
17	A	Alabama		1 3		50	H	UCF		9 2									
17	A	Alabama		6 7															
17	A	Alabama		5 6															
LAST 10 GAMES																			
13	H	LSU		0 2		40	A	Mississippi St.		6 1									
13	H	LSU		5 1		262	H	Murray St.		8 5									
13	H	LSU		3 4		69	A	Memphis		9 1									
40	A	Mississippi St.		12 2		57	H	Auburn		5 1									
40	A	Mississippi St.		5 6		57	H	Auburn		6 0									

Non-Div. I Games:

Ole Miss

Average RPI Win: 135		WON-LOST	WINNING	LAST 10	STRENGTH OF		OPP. STRENGTH	TEAM	ADJ	CONF.	ADJ CONF.
Average RPI Loss: 97		RECORD	PCT. RANK	GAMES	SCHEDULE		OF SCHEDULE	RPI	RPI	RPI	RPI
DIV. I ONLY		34-5-0	.87179	2	10-0-0		173	31	10	.5956	10
DIV. I NON-CONF.		23-4-0	.85185	11	2-0-0		236	34	27	.57595	27
TOTALS		RPI 1-25	RPI 26-50		W-L RECORDS		RPI 51-100		RPI 101-150		RPI 150+
34-5-0		0-0-0	5-1-0		OVERALL		12-3-0		0-0-0		17-1-0
23-2-0		0-0-0	5-1-0		HOME		6-1-0		0-0-0		12-0-0
11-3-0		0-0-0	0-0-0		AWAY		6-2-0		0-0-0		5-1-0
0-0-0		0-0-0	0-0-0		NEUTRAL		0-0-0		0-0-0		0-0-0
23-4-0		0-0-0	0-0-0		NON-CONFERENCE		9-3-0		0-0-0		14-1-0
15-1-0		0-0-0	0-0-0		HOME		6-1-0		0-0-0		9-0-0
8-3-0		0-0-0	0-0-		AWAY		3-2-0		0-0-0		5-1-0
0-0-0		0-0-0	0-0-0		NEUTRAL		0-0-0		0-0-0		0-0-0
11-1-0		0-0-0	5-1-0		CONFERENCE		3-0-0		0-0-0		3-0-0
8-1-0		0-0-0	5-1-0		HOME		0-0-0		0-0-0		3-0-0
3-0-0		0-0-0	0-0-0		AWAY		3-0-0		0-0-0		0-0-0
0-0-0		0-0-0	0-0-0		NEUTRAL		0-0-0		0-0-0		0-0-0
RPI	S	Opponent	Score	RPI	S	Opponent	Score	RPI	S	Opponent	Score
				37	H	UC Santa Barbara	6 8	62	H	Kansas St.	5 2
				37	H	UC Santa Barbara	8 7	62	H	Kansas St.	10 1
				37	H	UC Santa Barbara	1 0	62	H	Kansas St.	3 0
				48	H	Cal St. Fullerton	8 0	63	H	California	4 1
				48	H	Cal St. Fullerton	4 3	63	H	California	16 8
				48	H	Cal St. Fullerton	3 0	63	H	California	8 4
								63	H	California	3 8
								68	A	Southern California	5 1
								68	A	Southern California	0 16
								85	A	Hawaii	3 2
								85	A	Hawaii	4 3
								85	A	Hawaii	8 3
								91	A	UCLA	9 1
								91	A	UCLA	8 0
								91	A	UCLA	2 5

Non-Div. I Games:

Cal Poly

Average RPI Win:	90	WON-LOST	WINNING	LAST 10	STRENGTH OF	OPP. STRENGTH	TEAM	ADJ	CONF.	ADJ CONF.	
Average RPI Loss:	71	RECORD	PCT. RANK	GAMES	SCHEDULE	OF SCHEDULE	RPI	RPI	RPI	RPI	
DIV. I ONLY	26-14-0	.65	47	5-5-0	4	30	11	.59503	11	1	1
DIV. I NON-CONF.	17-5-0	.77273	24	1-1-0	35	150	12	.59619	12	1	1
<hr/>											
TOTALS	RPI 1-25	RPI 26-50		W-L RECORDS		RPI 51-100		RPI 101-150		RPI 150+	
26-14-0	9-7-0	1-0-0		OVERALL		7-3-0		4-2-0		5-2-0	
16-6-0	5-2-0	0-0-0		HOME		3-1-0		3-2-0		5-1-0	
7-7-0	3-5-0	1-0-0		AWAY		3-1-0		0-0-0		0-1-0	
3-1-0	1-0-0	0-0-0		NEUTRAL		1-1-0		1-0-0		0-0-0	
<hr/>											
17-5-0	3-1-0	1-0-0		NON-CONFERENCE		5-2-0		3-0-0		5-2-0	
11-2-0	1-0-0	0-0-0		HOME		3-1-0		2-0-0		5-1-0	
3-2-0	1-1-0	1-0-		AWAY		1-0-0		0-0-0		0-1-0	
3-1-0	1-0-0	0-0-0		NEUTRAL		1-1-0		1-0-0		0-0-0	
<hr/>											
9-9-0	6-6-0	0-0-0		CONFERENCE		2-1-0		1-2-0		0-0-0	
5-4-0	4-2-0	0-0-0		HOME		0-0-0		1-2-0		0-0-0	
4-5-0	2-4-0	0-0-0		AWAY		2-1-0		0-0-0		0-0-0	
0-0-0	0-0-0	0-0-0		NEUTRAL		0-0-0		0-0-0		0-0-0	
<hr/>											
RPI S	Opponent	Score	RPI S	Opponent	Score	RPI S	Opponent	Score	RPI S	Opponent	Score
1 H	Florida	9 8	29 A	Old Dominion	7 5	64 A	Texas A&M	6 3	101 H	Xavier	9 6
1 H	Florida	10 11				64 A	Texas A&M	11 4	111 H	Wright St.	7 1
1 H	Florida	17 1				64 A	Texas A&M	2 14	120 H	Missouri	12 0
4 A	Indiana	2 7				73 H	Western Ky.	10 3	120 H	Missouri	7 8
5 H	South Carolina	13 5				79 N	Saint Joseph's	16 2	120 H	Missouri	3 8
5 H	South Carolina	2 1				94 N	VMI	9 10	135 N	St. John's (NY)	13 0
5 H	South Carolina	3 8				95 H	Ball St.	26 3	179 H	Morehead St.	4 6
6 N	Virginia	8 3				95 H	Ball St.	8 10	207 H	Cincinnati	7 0
16 A	Vanderbilt	4 2				95 H	Ball St.	24 1	207 H	Cincinnati	11 4
16 A	Vanderbilt	3 9				100 A	UNC Wilmington	10 4	252 A	USC Upstate	6 8
16 A	Vanderbilt	2 6							257 H	Eastern Mich.	13 2
17 A	Alabama	0 3							257 H	Eastern Mich.	8 2
17 A	Alabama	7 2							257 H	Eastern Mich.	9 5
17 A	Alabama	3 5									
25 A	Louisville	4 2									
25 H	Louisville	8 3									
<hr/>											
LAST 10 GAMES											
64 A Texas A&M						2	14	120 H Missouri	12	0	
64 A Texas A&M						11	4	120 H Missouri	7	8	
64 A Texas A&M						6	3	179 H Morehead St.	4	6	
25 A Louisville						4	2	1 H Florida	9	8	
120 H Missouri						3	8	1 H Florida	10	11	

Non-Div. I Games:

Kentucky

Average RPI Win:		133	WON-LOST RECORD		WINNING PCT. RANK	LAST 10 GAMES	STRENGTH OF SCHEDULE		OPP. STRENGTH OF SCHEDULE	TEAM RPI	ADJ RPI	CONF. RPI	ADJ CONF. RPI				
DIV. I ONLY			32-11-0		.74419	15	9-1-0		19	89	12	.59425	12	2	2		
DIV. I NON-CONF.			24-4-0		.85714	10	5-0-0		65	165	14	.59461	14	2	2		
TOTALS		RPI 1-25		RPI 26-50		W-L RECORDS		RPI 51-100		RPI 101-150		RPI 150+					
32-11-0		7-5-0		1-0-0		OVERALL		10-5-0		1-0-0		13-1-0					
25-4-0		4-3-0		1-0-0		HOME		7-0-0		1-0-0		12-1-0					
5-5-0		2-1-0		0-0-0		AWAY		2-4-0		0-0-0		1-0-0					
2-2-0		1-1-0		0-0-0		NEUTRAL		1-1-0		0-0-0		0-0-0					
24-4-0		4-2-0		1-0-0		NON-CONFERENCE		5-1-0		1-0-0		13-1-0					
21-2-0		3-1-0		1-0-0		HOME		4-0-0		1-0-0		12-1-0					
1-0-0		0-0-0		0-0-		AWAY		0-0-0		0-0-0		1-0-0					
2-2-0		1-1-0		0-0-0		NEUTRAL		1-1-0		0-0-0		0-0-0					
8-7-0		3-3-0		0-0-0		CONFERENCE		5-4-0		0-0-0		0-0-0					
4-2-0		1-2-0		0-0-0		HOME		3-0-0		0-0-0		0-0-0					
4-5-0		2-1-0		0-0-0		AWAY		2-4-0		0-0-0		0-0-0					
0-0-0		0-0-0		0-0-0		NEUTRAL		0-0-0		0-0-0		0-0-0					
RPI	S	Opponent		Score		RPI	S	Opponent		Score		RPI	S	Opponent		Score	
3	N	Houston		0	9	38	H	Dallas Baptist		5	4	52	H	New Mexico		9	3
4	H	Indiana		0	1							52	N	New Mexico		6	3
4	H	Indiana		6	2							53	A	Oklahoma St.		1	3
4	H	Indiana		10	5							53	A	Oklahoma St.		3	8
4	H	Indiana		7	0							53	A	Oklahoma St.		16	6
7	H	Texas		2	5							59	N	Sam Houston St.		6	10
7	H	Texas		8	4							62	H	Kansas St.		7	4
7	H	Texas		1	11							62	H	Kansas St.		4	3
8	N	Rice		2	1							62	H	Kansas St.		11	7
18	A	TCU		10	2							80	A	Baylor		1	2
18	A	TCU		0	9							80	A	Baylor		0	1
18	A	TCU		12	2							80	A	Baylor		7	1
												82	H	Oral Roberts		7	2
												82	H	Oral Roberts		3	2
												82	H	Oral Roberts		4	1
LAST 10 GAMES																	
						294	H	Prairie View		13	0	62	H	Kansas St.		7	4
						294	H	Prairie View		8	0	62	H	Kansas St.		4	3
						294	H	Prairie View		4	3	266	H	Abilene Christian		19	2
						38	H	Dallas Baptist		5	4	53	A	Oklahoma St.		3	8
						62	H	Kansas St.		11	7	53	A	Oklahoma St.		16	6

Non-Div. I Games:

Texas Tech

Average RPI Win:	136	WON-LOST RECORD	WINNING PCT. RANK	LAST 10 GAMES	STRENGTH OF SCHEDULE	OPP. STRENGTH OF SCHEDULE	TEAM RPI	ADJ RPI	CONF. RPI	ADJ CONF. RPI		
DIV. I ONLY		30-10-1	.7439	16	8-2-0	51	43	13	.5905	13	1	1
DIV. I NON-CONF.		20-3-0	.86957	6	2-0-0	238	192	35	.55969	35	1	1
<hr/>												
TOTALS	RPI 1-25	RPI 26-50		W-L RECORDS		RPI 51-100		RPI 101-150		RPI 150+		
30-10-1	3-7-0	5-0-1		OVERALL		3-1-0		7-0-0		12-2-0		
23-3-1	0-1-0	5-0-1		HOME		2-1-0		5-0-0		11-1-0		
6-7-0	3-6-0	0-0-0		AWAY		0-0-0		2-0-0		1-1-0		
1-0-0	0-0-0	0-0-0		NEUTRAL		1-0-0		0-0-0		0-0-0		
20-3-0	0-1-0	0-0-0		NON-CONFERENCE		1-0-0		7-0-0		12-2-0		
16-2-0	0-1-0	0-0-0		HOME		0-0-0		5-0-0		11-1-0		
3-1-0	0-0-0	0-0-		AWAY		0-0-0		2-0-0		1-1-0		
1-0-0	0-0-0	0-0-0		NEUTRAL		1-0-0		0-0-0		0-0-0		
10-7-1	3-6-0	5-0-1		CONFERENCE		2-1-0		0-0-0		0-0-0		
7-1-1	0-0-0	5-0-1		HOME		2-1-0		0-0-0		0-0-0		
3-6-0	3-6-0	0-0-0		AWAY		0-0-0		0-0-0		0-0-0		
0-0-0	0-0-0	0-0-0		NEUTRAL		0-0-0		0-0-0		0-0-0		
RPI	S	Opponent	Score	RPI	S	Opponent	Score	RPI	S	Opponent	Score	
1	A	Florida	2 6	40	H	Mississippi St.	2 1	51	H	Arkansas	5 3	
1	A	Florida	7 11	40	H	Mississippi St.	3 0	51	H	Arkansas	5 4	
1	A	Florida	1 2	40	H	Mississippi St.	17 4	51	H	Arkansas	4 10	
9	A	Ole Miss	2 0	46	H	Georgia	2 1	70	N	Southern Miss.	13 5	
9	A	Ole Miss	4 3	46	H	Georgia	4 0					
9	A	Ole Miss	1 5	46	H	Georgia	2 2					
14	H	La.-Lafayette	1 4									
16	A	Vanderbilt	3 9									
16	A	Vanderbilt	3 5									
16	A	Vanderbilt	4 2									
				LAST 10 GAMES								
				9	A	Ole Miss	2 0	51	H	Arkansas	5 4	
				9	A	Ole Miss	1 5	51	H	Arkansas	5 3	
				9	A	Ole Miss	4 3	162	H	Lamar	5 0	
				70	N	Southern Miss.	13 5	40	H	Mississippi St.	17 4	
				51	H	Arkansas	4 10	40	H	Mississippi St.	2 1	

Non-Div. I Games:

LSU

L  
a  
.  
-  
L  
a  
f  
a  
y  
e  
t  
t  
e

La.-Lafayette

RPI	S	Opponent	Score	
258	H	Texas Southern	5	4
258	H	Texas Southern	7	2
258	H	Texas Southern	13	0
301	H	Southern U.	17	3

La.-Lafayette

L  
a  
.  
-  
L  
a  
f  
a  
y  
e  
t  
t  
e

L  
a  
.  
-  
L  
a  
f  
a  
y  
e  
t  
t  
e

Average RPI Win:		120	WON-LOST RECORD		WINNING PCT. RANK		LAST 10 GAMES		STRENGTH OF SCHEDULE		OPP. STRENGTH OF SCHEDULE		TEAM RPI		ADJ RPI		CONF. RPI		ADJ CONF. RPI					
DIV. I ONLY			27-8-1		.76389		9		7-2-0		114		4		15		.58625		15		4		4	
DIV. I NON-CONF.			13-3-1		.79412		22		1-0-0		251		37		36		.55663		36		3		3	
TOTALS		RPI 1-25		RPI 26-50		W-L RECORDS		RPI 51-100		RPI 101-150		RPI 150+												
27-8-1		2-3-0		4-2-0		OVERALL		6-2-0		3-0-1		12-1-0												
13-2-0		2-1-0		2-1-0		HOME		0-0-0		0-0-0		9-0-0												
11-2-0		0-0-0		2-1-0		AWAY		6-1-0		0-0-0		3-0-0												
3-4-1		0-2-0		0-0-0		NEUTRAL		0-1-0		3-0-1		0-1-0												
13-3-1		0-1-0		0-0-0		NON-CONFERENCE		1-1-0		3-0-1		9-1-0												
6-0-0		0-0-0		0-0-0		HOME		0-0-0		0-0-0		6-0-0												
4-0-0		0-0-0		0-0-		AWAY		1-0-0		0-0-0		3-0-0												
3-3-1		0-1-0		0-0-0		NEUTRAL		0-1-0		3-0-1		0-1-0												
14-5-0		2-2-0		4-2-0		CONFERENCE		5-1-0		0-0-0		3-0-0												
7-2-0		2-1-0		2-1-0		HOME		0-0-0		0-0-0		3-0-0												
7-2-0		0-0-0		2-1-0		AWAY		5-1-0		0-0-0		0-0-0												
0-1-0		0-1-0		0-0-0		NEUTRAL		0-0-0		0-0-0		0-0-0												
RPI	S	Opponent		Score		RPI	S	Opponent		Score		RPI	S	Opponent		Score								
4	N	Indiana		2	8	28	H	Stanford		7	2	54	N	Nebraska		3	13	112	N	Michigan		7	7	
22	H	Oregon		3	10	28	H	Stanford		6	1	63	A	California		4	3	112	N	Michigan		8	6	
22	H	Oregon		5	4	28	H	Stanford		3	6	63	A	California		6	2	121	N	Michigan St.		4	1	
22	H	Oregon		1	0	36	A	Arizona St.		9	3	63	A	California		1	7	142	N	Pacific		4	1	
23	N	Oregon St.		2	3	36	A	Arizona St.		1	4	68	A	Southern California		8	3	164	H	Gonzaga		7	1	
						36	A	Arizona St.		4	3	68	A	Southern California		8	2	170	A	Santa Clara		9	1	
												68	A	Southern California		19	4	170	A	Santa Clara		6	4	
												92	A	Texas St.		6	1	174	H	Arizona		8	7	
																		174	H	Arizona		5	2	
																		174	H	Arizona		8	0	
																		175	A	San Jose St.		7	0	
																		176	H	UC Davis		8	3	
																		176	H	UC Davis		2	1	
																		176	H	UC Davis		4	1	
																		183	N	Air Force		9	14	
																		256	H	Portland		7	6	
																		299	H	Northern Colo.		14	3	
LAST 10 GAMES																								
63 A California						1	7	28 H Stanford						7	2									
63 A California						6	2	28 H Stanford						6	1									
63 A California						4	3	22 H Oregon						5	4									
299 H Northern Colo.						14	3	22 H Oregon						1	0									
28 H Stanford						3	6	22 H Oregon						3	10									

**Non-Div. I Games:**

Washington



Average RPI Win: 117		WON-LOST RECORD		WINNING PCT. RANK		LAST 10 GAMES		STRENGTH OF SCHEDULE		OPP. STRENGTH OF SCHEDULE		TEAM RPI		ADJ RPI		CONF. RPI		ADJ CONF. RPI	
DIV. I ONLY		29-12-0		.70732 24		4-6-0		29		27		16		.58595 16		1		1	
DIV. I NON-CONF.		21-2-0		.91304 1		2-0-0		173		72		13		.59591 13		1		1	
TOTALS		RPI 1-25		RPI 26-50		W-L RECORDS		RPI 51-100		RPI 101-150		RPI 150+							
29-12-0		5-2-0		5-4-0		OVERALL		5-6-0		4-0-0		10-0-0							
21-6-0		5-2-0		3-0-0		HOME		1-4-0		3-0-0		9-0-0							
8-6-0		0-0-0		2-4-0		AWAY		4-2-0		1-0-0		1-0-0							
0-0-0		0-0-0		0-0-0		NEUTRAL		0-0-0		0-0-0		0-0-0							
21-2-0		1-0-0		3-0-0		NON-CONFERENCE		3-2-0		4-0-0		10-0-0							
16-2-0		1-0-0		3-0-0		HOME		0-2-0		3-0-0		9-0-0							
5-0-0		0-0-0		0-0-		AWAY		3-0-0		1-0-0		1-0-0							
0-0-0		0-0-0		0-0-0		NEUTRAL		0-0-0		0-0-0		0-0-0							
8-10-0		4-2-0		2-4-0		CONFERENCE		2-4-0		0-0-0		0-0-0							
5-4-0		4-2-0		0-0-0		HOME		1-2-0		0-0-0		0-0-0							
3-6-0		0-0-0		2-4-0		AWAY		1-2-0		0-0-0		0-0-0							
0-0-0		0-0-0		0-0-0		NEUTRAL		0-0-0		0-0-0		0-0-0							
RPI S	Opponent	Score		RPI S	Opponent	Score		RPI S	Opponent	Score		RPI S	Opponent	Score					
11 H	Kentucky	2	4	26 A	Tennessee	9	10	51 A	Arkansas	2	1	130 A	Middle Tenn.	4	3				
11 H	Kentucky	6	2	26 A	Tennessee	6	4	51 A	Arkansas	2	6	130 H	Middle Tenn.	19	1				
11 H	Kentucky	9	3	26 A	Tennessee	0	7	51 A	Arkansas	1	3	136 H	Tennessee Tech	4	0				
13 H	LSU	9	3	28 H	Stanford	4	2	64 H	Texas A&M	4	10	137 H	Lipscomb	5	1				
13 H	LSU	5	3	28 H	Stanford	4	1	64 H	Texas A&M	2	8	163 H	Eastern Ill.	11	2				
13 H	LSU	2	4	28 H	Stanford	5	1	64 H	Texas A&M	8	5	199 A	Belmont	8	4				
21 H	Indiana St.	6	2	40 A	Mississippi St.	5	1	72 A	Long Beach St.	6	0	199 H	Belmont	2	1				
				40 A	Mississippi St.	2	17	72 A	Long Beach St.	5	2	218 H	Winthrop	4	1				
				40 A	Mississippi St.	3	6	72 A	Long Beach St.	6	2	218 H	Winthrop	5	0				
								73 H	Western Ky.	2	3	218 H	Winthrop	9	1				
								77 H	Evansville	3	8	267 H	Ill.-Chicago	2	0				
												267 H	Ill.-Chicago	14	1				
												267 H	Ill.-Chicago	12	1				
												293 H	UT Martin	5	0				
				LAST 10 GAMES															
				51 A	Arkansas	1	3	64 H	Texas A&M	8	5								
				51 A	Arkansas	2	1	64 H	Texas A&M	4	10								
				51 A	Arkansas	2	6	21 H	Indiana St.	6	2								
				130 H	Middle Tenn.	19	1	26 A	Tennessee	0	7								
				64 H	Texas A&M	2	8	26 A	Tennessee	9	10								

Non-Div. I Games:

Vanderbilt

# Alabama

Alabama

TCU

Average RPI Win:		101	WON-LOST RECORD		WINNING PCT. RANK		LAST 10 GAMES		STRENGTH OF SCHEDULE		OPP. STRENGTH OF SCHEDULE		TEAM RPI		ADJ RPI		CONF. RPI		ADJ CONF. RPI	
DIV. I ONLY			26-13-0		.66667 42		9-1-0		21		26		18		.58269 18		2		2	
DIV. I NON-CONF.			16-7-0		.69565 34		2-0-0		162		29		58		.54114 58		2		2	
TOTALS		RPI 1-25		RPI 26-50		W-L RECORDS		RPI 51-100		RPI 101-150		RPI 150+								
26-13-0		5-4-0		5-0-0		OVERALL		4-5-0		3-2-0		9-2-0								
14-6-0		1-2-0		4-0-0		HOME		0-0-0		1-2-0		8-2-0								
9-5-0		3-1-0		1-0-0		AWAY		3-4-0		1-0-0		1-0-0								
3-2-0		1-1-0		0-0-0		NEUTRAL		1-1-0		1-0-0		0-0-0								
16-7-0		1-2-0		2-0-0		NON-CONFERENCE		1-1-0		3-2-0		9-2-0								
10-4-0		0-0-0		1-0-0		HOME		0-0-0		1-2-0		8-2-0								
3-1-0		0-1-0		1-0-		AWAY		0-0-0		1-0-0		1-0-0								
3-2-0		1-1-0		0-0-0		NEUTRAL		1-1-0		1-0-0		0-0-0								
10-6-0		4-2-0		3-0-0		CONFERENCE		3-4-0		0-0-0		0-0-0								
4-2-0		1-2-0		3-0-0		HOME		0-0-0		0-0-0		0-0-0								
6-4-0		3-0-0		0-0-0		AWAY		3-4-0		0-0-0		0-0-0								
0-0-0		0-0-0		0-0-0		NEUTRAL		0-0-0		0-0-0		0-0-0								
RPI	S	Opponent		Score		RPI	S	Opponent		Score		RPI	S	Opponent		Score				
3	N	Houston		2	1	33	H	West Virginia		8	0	53	A	Oklahoma St.		1	2			
7	A	Texas		2	0	33	H	West Virginia		3	1	53	A	Oklahoma St.		4	9			
7	A	Texas		3	0	33	H	West Virginia		4	3	53	A	Oklahoma St.		3	1			
7	A	Texas		3	1	38	A	Dallas Baptist		7	1	58	A	Kansas		5	2			
8	A	Rice		0	5	38	H	Dallas Baptist		5	4	58	A	Kansas		1	5			
8	N	Rice		0	1							58	A	Kansas		3	1			
12	H	Texas Tech		2	12							59	N	Sam Houston St.		4	9			
12	H	Texas Tech		9	0							81	N	UTSA		5	1			
12	H	Texas Tech		2	10							87	A	Oklahoma		5	9			

Non-Div. I Games:

TCU

Average RPI Win:	108	WON-LOST RECORD	WINNING PCT. RANK	LAST 10 GAMES	STRENGTH OF SCHEDULE	OPP. STRENGTH OF SCHEDULE	TEAM RPI	ADJ RPI	CONF. RPI	ADJ CONF. RPI						
DIV. I ONLY		24-14-0	.63158	58	1-0-0	13	17	19	.58111	19	3	3				
DIV. I NON-CONF.		15-3-0	.83333	14	1-0-0	40	74	2	.61908	2	4	4				
<hr/>																
TOTALS	RPI 1-25	RPI 26-50		W-L RECORDS		RPI 51-100		RPI 101-150		RPI 150+						
24-14-0	3-4-0	8-7-0		OVERALL		3-0-0		1-2-0		9-1-0						
16-6-0	1-0-0	7-5-0		HOME		3-0-0		0-0-0		5-1-0						
7-8-0	2-4-0	1-2-0		AWAY		0-0-0		1-2-0		3-0-0						
1-0-0	0-0-0	0-0-0		NEUTRAL		0-0-0		0-0-0		1-0-0						
15-3-0	2-2-0	4-0-0		NON-CONFERENCE		0-0-0		0-0-0		9-1-0						
10-1-0	1-0-0	4-0-0		HOME		0-0-0		0-0-0		5-1-0						
4-2-0	1-2-0	0-0-		AWAY		0-0-0		0-0-0		3-0-0						
1-0-0	0-0-0	0-0-0		NEUTRAL		0-0-0		0-0-0		1-0-0						
9-11-0	1-2-0	4-7-0		CONFERENCE		3-0-0		1-2-0		0-0-0						
6-5-0	0-0-0	3-5-0		HOME		3-0-0		0-0-0		0-0-0						
3-6-0	1-2-0	1-2-0		AWAY		0-0-0		1-2-0		0-0-0						
0-0-0	0-0-0	0-0-0		NEUTRAL		0-0-0		0-0-0		0-0-0						
RPI	S	Opponent	Score		RPI	S	Opponent	Score		RPI	S	Opponent	Score			
1	A	Florida	0	4	27	H	Georgia Tech	4	1	61	H	North Carolina St.	10	0		
1	A	Florida	9	7	27	H	Georgia Tech	7	2	61	H	North Carolina St.	5	2		
1	A	Florida	5	8	27	H	Georgia Tech	6	13	61	H	North Carolina St.	7	4		
2	A	Florida St.	3	15	31	H	Clemson	1	3			172	A	Delaware	5	2
2	A	Florida St.	5	1	31	H	Clemson	1	7			172	H	Delaware	10	1
2	A	Florida St.	0	7	34	H	Bryant	3	0			177	A	George Mason	11	0
20	H	Liberty	8	3	34	H	Bryant	3	0			204	A	James Madison	13	6
					34	H	Bryant	7	3			216	H	Mt. St. Mary's	2	3
					35	H	VCU	5	2			251	H	Massachusetts	4	0
					44	A	Wake Forest	4	6			251	H	Massachusetts	10	1
					44	A	Wake Forest	11	3			251	H	Massachusetts	3	2
					44	A	Wake Forest	2	5			263	N	UMBC	6	0
					47	H	North Carolina	3	2			265	H	Navy	11	4
					47	H	North Carolina	4	9							
					47	H	North Carolina	0	7							
<hr/>																
LAST 10 GAMES																
20	H	Liberty	8	3	107	A	Virginia Tech	4	6							
27	H	Georgia Tech	6	13	107	A	Virginia Tech	4	2							
27	H	Georgia Tech	4	1	107	A	Virginia Tech	1	3							
27	H	Georgia Tech	7	2	216	H	Mt. St. Mary's	2	3							
265	H	Navy	11	4	177	A	George Mason	11	0							

Non-Div. I Games:

Maryland



[illegible]

**Non-Div. I Games:**

Indiana St.



Average RPI Win:		129	WON-LOST RECORD		WINNING PCT. RANK		LAST 10 GAMES		STRENGTH OF SCHEDULE		OPP. STRENGTH OF SCHEDULE		TEAM RPI		ADJ RPI		CONF. RPI		ADJ CONF. RPI				
DIV. I ONLY			27-7-0		.79412 4		8-2-0		187		6		23		.5731 23		4		4				
DIV. I NON-CONF.			15-3-0		.83333 14		1-0-0		207		28		31		.56845 31		3		3				
TOTALS		RPI 1-25		RPI 26-50		W-L RECORDS		RPI 51-100		RPI 101-150		RPI 150+											
27-7-0		2-0-0		4-2-0		OVERALL		2-1-0		7-3-0		12-1-0											
13-3-0		0-0-0		4-2-0		HOME		1-0-0		3-1-0		5-0-0											
8-2-0		0-0-0		0-0-0		AWAY		0-0-0		2-1-0		6-1-0											
6-2-0		2-0-0		0-0-0		NEUTRAL		1-1-0		2-1-0		1-0-0											
15-3-0		1-0-0		0-0-0		NON-CONFERENCE		2-1-0		5-2-0		7-0-0											
9-1-0		0-0-0		0-0-0		HOME		1-0-0		3-1-0		5-0-0											
1-0-0		0-0-0		0-0-		AWAY		0-0-0		0-0-0		1-0-0											
5-2-0		1-0-0		0-0-0		NEUTRAL		1-1-0		2-1-0		1-0-0											
12-4-0		1-0-0		4-2-0		CONFERENCE		0-0-0		2-1-0		5-1-0											
4-2-0		0-0-0		4-2-0		HOME		0-0-0		0-0-0		0-0-0											
7-2-0		0-0-0		0-0-0		AWAY		0-0-0		2-1-0		5-1-0											
1-0-0		1-0-0		0-0-0		NEUTRAL		0-0-0		0-0-0		0-0-0											
RPI	S	Opponent		Score		RPI	S	Opponent		Score		RPI	S	Opponent		Score							
4	N	Indiana		8	1	28	H	Stanford		1	0	54	N	Nebraska		15	7						
15	N	Washington		3	2	28	H	Stanford		4	1	54	N	Nebraska		2	9						
						28	H	Stanford		2	1	84	H	Ohio St.		4	3						
						36	H	Arizona St.		2	3					111	H	Wright St.		7	0		
						36	H	Arizona St.		4	0					111	H	Wright St.		2	6		
						36	H	Arizona St.		3	7					111	H	Wright St.		6	4		
																111	H	Wright St.		13	2		
																121	N	Michigan St.		7	8		
																142	N	Pacific		7	0		
																142	N	Pacific		14	6		
																156	A	Utah		8	0		
																156	A	Utah		5	1		
																156	A	Utah		6	1		
																164	N	Gonzaga		4	3		
																174	A	Arizona		11	2		
																174	A	Arizona		11	0		
																174	A	Arizona		2	11		
																220	H	Northern Ill.		12	2		
																220	H	Northern Ill.		6	0		
																220	H	Northern Ill.		2	0		
																220	H	Northern Ill.		10	0		
																256	A	Portland		9	6		
																256	H	Portland		5	0		
LAST 10 GAMES																							
106 A Washington St.						8	1	28 H Stanford						4	1	256 A Portland						9	6
106 A Washington St.						12	5	174 A Arizona						11	0	174 A Arizona						2	11
106 A Washington St.						1	4	28 H Stanford						2	1	174 A Arizona						11	2
28 H Stanford						2	1																
28 H Stanford						1	0																

**Non-Div. I Games:**

Oregon St.



Average RPI Win:	116	WON-LOST RECORD	WINNING PCT. RANK	LAST 10 GAMES	STRENGTH OF SCHEDULE	OPP. STRENGTH OF SCHEDULE	TEAM RPI	ADJ RPI	CONF. RPI	ADJ CONF. RPI				
Average RPI Loss:	84													
DIV. I ONLY		27-13-0	.675	38	9-1-0	41	24	24	.57233	24	3	3		
DIV. I NON-CONF.		11-6-0	.64706	55	2-0-0	114	56	80	.52791	80	4	4		
<hr/>														
TOTALS	RPI 1-25	RPI 26-50		W-L RECORDS		RPI 51-100		RPI 101-150		RPI 150+				
27-13-0	4-5-0	2-3-0		OVERALL		3-0-0		9-1-0		9-4-0				
17-8-0	3-3-0	0-1-0		HOME		0-0-0		5-1-0		9-3-0				
10-5-0	1-2-0	2-2-0		AWAY		3-0-0		4-0-0		0-1-0				
0-0-0	0-0-0	0-0-0		NEUTRAL		0-0-0		0-0-0		0-0-0				
11-6-0	2-1-0	1-1-0		NON-CONFERENCE		0-0-0		3-1-0		5-3-0				
9-5-0	2-1-0	0-1-0		HOME		0-0-0		2-1-0		5-2-0				
2-1-0	0-0-0	1-0-		AWAY		0-0-0		1-0-0		0-1-0				
0-0-0	0-0-0	0-0-0		NEUTRAL		0-0-0		0-0-0		0-0-0				
16-7-0	2-4-0	1-2-0		CONFERENCE		3-0-0		6-0-0		4-1-0				
8-3-0	1-2-0	0-0-0		HOME		0-0-0		3-0-0		4-1-0				
8-4-0	1-2-0	1-2-0		AWAY		3-0-0		3-0-0		0-0-0				
0-0-0	0-0-0	0-0-0		NEUTRAL		0-0-0		0-0-0		0-0-0				
RPI	S	Opponent	Score		RPI	S	Opponent	Score		RPI	S	Opponent	Score	
1	H	Florida	6	4	27	A	Georgia Tech	10	8	61	A	North Carolina St.	2	1
1	H	Florida	5	2	27	A	Georgia Tech	7	13	61	A	North Carolina St.	12	5
1	H	Florida	4	6	27	A	Georgia Tech	2	3	61	A	North Carolina St.	2	1
2	A	Florida St.	3	1	50	A	UCF	6	5					
2	A	Florida St.	2	10	50	H	UCF	2	9					
2	A	Florida St.	6	13										
6	H	Virginia	7	1										
6	H	Virginia	3	8										
6	H	Virginia	3	5										

Non-Div. I Games:

Miami (FL)

Average RPI Win:	112	WON-LOST RECORD	WINNING PCT. RANK	LAST 10 GAMES	STRENGTH OF SCHEDULE	OPP. STRENGTH OF SCHEDULE	TEAM RPI	ADJ RPI	CONF. RPI	ADJ CONF. RPI					
DIV. I ONLY		28-11-0	.71795	23	6-4-0	83	18	25	.57117	25	7	7			
DIV. I NON-CONF.		20-7-0	.74074	27	1-1-0	177	25	40	.55076	40	8	8			
<hr/>															
TOTALS	RPI 1-25	RPI 26-50		W-L RECORDS		RPI 51-100		RPI 101-150		RPI 150+					
28-11-0	3-4-0	2-2-0		OVERALL		10-3-0		2-0-0		11-2-0					
20-6-0	0-2-0	0-0-0		HOME		9-3-0		2-0-0		9-1-0					
6-5-0	3-2-0	1-2-0		AWAY		1-0-0		0-0-0		1-1-0					
2-0-0	0-0-0	1-0-0		NEUTRAL		0-0-0		0-0-0		1-0-0					
20-7-0	0-4-0	1-0-0		NON-CONFERENCE		6-1-0		2-0-0		11-2-0					
16-4-0	0-2-0	0-0-0		HOME		5-1-0		2-0-0		9-1-0					
2-3-0	0-2-0	0-0-		AWAY		1-0-0		0-0-0		1-1-0					
2-0-0	0-0-0	1-0-0		NEUTRAL		0-0-0		0-0-0		1-0-0					
8-4-0	3-0-0	1-2-0		CONFERENCE		4-2-0		0-0-0		0-0-0					
4-2-0	0-0-0	0-0-0		HOME		4-2-0		0-0-0		0-0-0					
4-2-0	3-0-0	1-2-0		AWAY		0-0-0		0-0-0		0-0-0					
0-0-0	0-0-0	0-0-0		NEUTRAL		0-0-0		0-0-0		0-0-0					
RPI	S	Opponent	Score	RPI	S	Opponent	Score	RPI	S	Opponent	Score				
3	A	Houston	4 2	33	N	West Virginia	7 6	55	H	Samford	4 2	101	H	Xavier	12 3
3	A	Houston	10 3	50	A	UCF	2 8	55	H	Samford	18 2	101	H	Xavier	8 1
3	A	Houston	3 2	50	A	UCF	3 2	55	H	Samford	20 10	160	H	Eastern Ky.	13 1
4	A	Indiana	3 9	50	A	UCF	3 4	67	H	Rutgers	6 1	163	H	Eastern Ill.	6 0
4	H	Indiana	2 6					67	H	Rutgers	2 11	169	A	Citadel	3 5
11	A	Kentucky	3 8					67	H	Rutgers	9 8	172	N	Delaware	6 1
11	H	Kentucky	2 4					69	H	Memphis	8 7	192	A	Purdue	3 1
								69	H	Memphis	5 4	193	H	Toledo	6 2
								69	H	Memphis	2 3	193	H	Toledo	8 2
								73	A	Western Ky.	5 3	203	H	Western Mich.	8 0
								88	H	Miami (OH)	4 6	203	H	Western Mich.	2 4
								88	H	Miami (OH)	10 1	203	H	Western Mich.	21 8
								88	H	Miami (OH)	9 0	225	H	Western Ill.	5 2
												225	H	Western Ill.	8 0
												235	H	Butler	15 1
<hr/>															
LAST 10 GAMES															
50	A	UCF	3 2	3	A	Houston	3 2								
50	A	UCF	2 8	3	A	Houston	4 2								
50	A	UCF	3 4	192	A	Purdue	3 1								
11	H	Kentucky	2 4	69	H	Memphis	8 7								
3	A	Houston	10 3	69	H	Memphis	2 3								

Non-Div. I Games:

Louisville

Average RPI Win: 121		WON-LOST	WINNING	LAST 10	STRENGTH OF		OPP. STRENGTH	TEAM	ADJ	CONF.	ADJ CONF.
Average RPI Loss: 48		RECORD	PCT. RANK	GAMES	SCHEDULE		OF SCHEDULE	RPI	RPI	RPI	RPI
DIV. I ONLY		25-13-0	.65789	44	6-4-0		39	25	26	.57062	26
DIV. I NON-CONF.		18-2-0	.9	3	2-0-0		139	131	8	.60075	8
TOTALS		RPI 1-25	RPI 26-50		W-L RECORDS		RPI 51-100		RPI 101-150		RPI 150+
25-13-0		3-6-0	6-3-0		OVERALL		2-2-0		4-1-0		10-1-0
18-6-0		3-3-0	3-0-0		HOME		2-2-0		0-0-0		10-1-0
7-7-0		0-3-0	3-3-0		AWAY		0-0-0		4-1-0		0-0-0
0-0-0		0-0-0	0-0-0		NEUTRAL		0-0-0		0-0-0		0-0-0
18-2-0		0-0-0	5-1-0		NON-CONFERENCE		1-0-0		2-0-0		10-1-0
14-1-0		0-0-0	3-0-0		HOME		1-0-0		0-0-0		10-1-0
4-1-0		0-0-0	2-0-		AWAY		0-0-0		2-0-0		0-0-0
0-0-0		0-0-0	0-0-0		NEUTRAL		0-0-0		0-0-0		0-0-0
7-11-0		3-6-0	1-2-0		CONFERENCE		1-2-0		2-1-0		0-0-0
4-5-0		3-3-0	0-0-0		HOME		1-2-0		0-0-0		0-0-0
3-6-0		0-3-0	1-2-0		AWAY		0-0-0		2-1-0		0-0-0
0-0-0		0-0-0	0-0-0		NEUTRAL		0-0-0		0-0-0		0-0-0
RPI S	Opponent	Score	RPI S	Opponent	Score	RPI S	Opponent	Score	RPI S	Opponent	Score
5 A	South Carolina	2 <span>3</span>	36 A	Arizona St.	6 5	57 H	Auburn	2 <span>3</span>	120 A	Missouri	2 <span>5</span>
5 A	South Carolina	6 <span>9</span>	36 A	Arizona St.	6 4	57 H	Auburn	2 <span>4</span>	120 A	Missouri	4 1
5 A	South Carolina	0 <span>8</span>	36 A	Arizona St.	1 <span>3</span>	57 H	Auburn	8 6	120 A	Missouri	5 1
16 H	Vanderbilt	4 <span>6</span>	38 H	UNLV	4 2	60 H	Western Caro.	6 2	130 A	Middle Tenn.	2 0
16 H	Vanderbilt	10 9	38 H	UNLV	5 4				136 A	Tennessee Tech	10 1
16 H	Vanderbilt	7 0	38 H	UNLV	8 7				178 H	Appalachian St.	5 3
17 H	Alabama	5 <span>8</span>	46 A	Georgia	5 3				192 H	Purdue	8 2
17 H	Alabama	6 <span>7</span>	46 A	Georgia	4 <span>7</span>				192 H	Purdue	3 0
17 H	Alabama	10 9	46 A	Georgia	1 <span>4</span>				192 H	Purdue	20 2
									200 H	East Tenn. St.	1 <span>2</span>
									206 H	Austin Peay	8 7
									226 H	Quinnipiac	9 4
									226 H	Quinnipiac	4 3
									226 H	Quinnipiac	13 2
									242 H	La Salle	14 0
									242 H	La Salle	10 2
			LAST 10 GAMES								
			17 H	Alabama	10 9	46 A	Georgia	1 <span>4</span>			
			17 H	Alabama	6 <span>7</span>	46 A	Georgia	5 3			
			17 H	Alabama	5 <span>8</span>	136 A	Tennessee Tech	10 1			
			60 H	Western Caro.	6 2	16 H	Vanderbilt	7 0			
			46 A	Georgia	4 <span>7</span>	16 H	Vanderbilt	10 9			

Non-Div. I Games:

Tennessee

Average RPI Win:	94	WON-LOST RECORD		WINNING PCT. RANK		LAST 10 GAMES		STRENGTH OF SCHEDULE		OPP. STRENGTH OF SCHEDULE		TEAM RPI		ADJ RPI		CONF. RPI		ADJ CONF. RPI				
DIV. I ONLY		25-16-0		.60976	73	7-3-0		7		28		27		.56847	27	3		3				
DIV. I NON-CONF.		14-6-0		.7	32	3-0-0		52		92		32		.56235	32	4		4				
TOTALS		RPI 1-25		RPI 26-50		W-L RECORDS		RPI 51-100		RPI 101-150		RPI 150+										
25-16-0		5-4-0		5-6-0		OVERALL		4-0-0		5-6-0		6-0-0										
20-8-0		4-2-0		3-4-0		HOME		4-0-0		4-2-0		5-0-0										
5-8-0		1-2-0		2-2-0		AWAY		0-0-0		1-4-0		1-0-0										
0-0-0		0-0-0		0-0-0		NEUTRAL		0-0-0		0-0-0		0-0-0										
14-6-0		0-0-0		2-3-0		NON-CONFERENCE		1-0-0		5-3-0		6-0-0										
12-4-0		0-0-0		2-2-0		HOME		1-0-0		4-2-0		5-0-0										
2-2-0		0-0-0		0-0-0		AWAY		0-0-0		1-1-0		1-0-0										
0-0-0		0-0-0		0-0-0		NEUTRAL		0-0-0		0-0-0		0-0-0										
11-10-0		5-4-0		3-3-0		CONFERENCE		3-0-0		0-3-0		0-0-0										
8-4-0		4-2-0		1-2-0		HOME		3-0-0		0-0-0		0-0-0										
3-6-0		1-2-0		2-1-0		AWAY		0-0-0		0-3-0		0-0-0										
0-0-0		0-0-0		0-0-0		NEUTRAL		0-0-0		0-0-0		0-0-0										
RPI	S	Opponent		Score		RPI	S	Opponent		Score		RPI	S	Opponent		Score						
2	H	Florida St.		12	4	29	H	Old Dominion		6	5	60	H	Western Caro.		7	5	108	A	Ga. Southern	3	4
2	H	Florida St.		4	5	30	H	Mercer		1	4	90	H	Duke		5	1	108	H	Ga. Southern	13	2
2	H	Florida St.		5	3	35	H	VCU		3	5	90	H	Duke		1	0	116	A	Pittsburgh	3	4
19	A	Maryland		2	7	44	H	Wake Forest		8	12	90	H	Duke		7	4	116	A	Pittsburgh	2	4
19	A	Maryland		13	6	44	H	Wake Forest		2	9							116	A	Pittsburgh	0	5
19	A	Maryland		1	4	44	H	Wake Forest		5	1							119	H	Radford	1	3
24	H	Miami (FL)		3	2	46	A	Georgia		0	1							122	A	Kennesaw St.	8	7
24	H	Miami (FL)		13	7	46	H	Georgia		4	1							122	H	Kennesaw St.	3	5
24	H	Miami (FL)		8	10	47	A	North Carolina		2	3							133	H	Bowling Green	8	5
						47	A	North Carolina		9	1							133	H	Bowling Green	8	3
						47	A	North Carolina		6	5							133	H	Bowling Green	3	2
																		167	H	UNC Greensboro	12	3
																		167	H	UNC Greensboro	7	3
																		167	H	UNC Greensboro	7	0
																		168	A	Georgia St.	9	4
																		168	H	Georgia St.	7	3
																		276	H	Savannah St.	12	1
LAST 10 GAMES																						
						19	A	Maryland		13	6	2	H	Florida St.		12	4					
						19	A	Maryland		1	4	2	H	Florida St.		5	3					
						19	A	Maryland		2	7	276	H	Savannah St.		12	1					
						46	H	Georgia		4	1	108	H	Ga. Southern		13	2					
						2	H	Florida St.		4	5	90	H	Duke		1	0					

Non-Div. I Games:

Georgia Tech

Average RPI Win: 73		WON-LOST RECORD		WINNING PCT. RANK		LAST 10 GAMES		STRENGTH OF SCHEDULE		OPP. STRENGTH OF SCHEDULE		TEAM RPI		ADJ RPI		CONF. RPI		ADJ CONF. RPI	
Average RPI Loss: 25																			
DIV. I ONLY		15-17-0		.46875 171		5-5-0		2		7		28		.56749 28		4		4	
DIV. I NON-CONF.		8-8-0		.5 141		2-0-0		8		3		34		.56002 34		3		3	
TOTALS		RPI 1-25		RPI 26-50		W-L RECORDS		RPI 51-100		RPI 101-150		RPI 150+							
15-17-0		5-13-0		2-1-0		OVERALL		4-3-0		1-0-0		3-0-0							
11-7-0		3-3-0		2-1-0		HOME		3-3-0		1-0-0		2-0-0							
4-10-0		2-10-0		0-0-0		AWAY		1-0-0		0-0-0		1-0-0							
0-0-0		0-0-0		0-0-0		NEUTRAL		0-0-0		0-0-0		0-0-0							
8-8-0		2-7-0		0-0-0		NON-CONFERENCE		2-1-0		1-0-0		3-0-0							
6-3-0		1-2-0		0-0-0		HOME		2-1-0		1-0-0		2-0-0							
2-5-0		1-5-0		0-0-		AWAY		0-0-0		0-0-0		1-0-0							
0-0-0		0-0-0		0-0-0		NEUTRAL		0-0-0		0-0-0		0-0-0							
7-9-0		3-6-0		2-1-0		CONFERENCE		2-2-0		0-0-0		0-0-0							
5-4-0		2-1-0		2-1-0		HOME		1-2-0		0-0-0		0-0-0							
2-5-0		1-5-0		0-0-0		AWAY		1-0-0		0-0-0		0-0-0							
0-0-0		0-0-0		0-0-0		NEUTRAL		0-0-0		0-0-0		0-0-0							
RPI	S	Opponent		Score		RPI	S	Opponent		Score		RPI	S	Opponent		Score			
7	A	Texas		3	9	36	H	Arizona St.		4	3	58	H	Kansas		1	0		
7	A	Texas		3	4	36	H	Arizona St.		1	0	58	H	Kansas		5	4		
7	A	Texas		11	5	36	H	Arizona St.		2	3	58	H	Kansas		2	4		
8	H	Rice		3	10							63	A	California		11	1		
8	H	Rice		1	5							68	H	Southern California		3	6		
8	H	Rice		12	3							68	H	Southern California		6	2		
15	A	Washington		2	7							68	H	Southern California		3	4		
15	A	Washington		6	3														
15	A	Washington		1	6														
16	A	Vanderbilt		1	5														
16	A	Vanderbilt		2	4														
16	A	Vanderbilt		1	4														
22	H	Oregon		2	9														
22	H	Oregon		6	3														
22	H	Oregon		2	1														
23	A	Oregon St.		1	2														
23	A	Oregon St.		1	4														
23	A	Oregon St.		0	1														
						LAST 10 GAMES													
						36	H	Arizona St.		1	0	15	A	Washington		2	7		
						36	H	Arizona St.		2	3	15	A	Washington		1	6		
						36	H	Arizona St.		4	3	176	H	UC Davis		7	6		
						233	H	St. Mary's (CA)		7	6	23	A	Oregon St.		1	2		
						15	A	Washington		6	3	23	A	Oregon St.		0	1		

Non-Div. I Games:

Stanford



Average RPI Win: 169		WON-LOST	WINNING	LAST 10	STRENGTH OF	OPP. STRENGTH	TEAM	ADJ	CONF.	ADJ CONF.					
Average RPI Loss: 130		RECORD	PCT. RANK	GAMES	SCHEDULE	OF SCHEDULE	RPI	RPI	RPI	RPI					
DIV. I ONLY		31-10-0	.7561	11	7-3-0	174	100	30	.5657	30	16	16			
DIV. I NON-CONF.		17-6-0	.73913	28	1-1-0	79	89	15	.5908	15	18	18			
<hr/>															
TOTALS		RPI 1-25		RPI 26-50		W-L RECORDS		RPI 51-100		RPI 101-150		RPI 150+			
31-10-0		0-0-0		4-0-0		OVERALL		3-3-0		3-3-0		21-4-0			
22-2-0		0-0-0		3-0-0		HOME		3-0-0		2-1-0		14-1-0			
9-8-0		0-0-0		1-0-0		AWAY		0-3-0		1-2-0		7-3-0			
0-0-0		0-0-0		0-0-0		NEUTRAL		0-0-0		0-0-0		0-0-0			
17-6-0		0-0-0		4-0-0		NON-CONFERENCE		3-3-0		0-0-0		10-3-0			
12-0-0		0-0-0		3-0-0		HOME		3-0-0		0-0-0		6-0-0			
5-6-0		0-0-0		1-0-		AWAY		0-3-0		0-0-0		4-3-0			
0-0-0		0-0-0		0-0-0		NEUTRAL		0-0-0		0-0-0		0-0-0			
14-4-0		0-0-0		0-0-0		CONFERENCE		0-0-0		3-3-0		11-1-0			
10-2-0		0-0-0		0-0-0		HOME		0-0-0		2-1-0		8-1-0			
4-2-0		0-0-0		0-0-0		AWAY		0-0-0		1-2-0		3-0-0			
0-0-0		0-0-0		0-0-0		NEUTRAL		0-0-0		0-0-0		0-0-0			
RPI	S	Opponent	Score	RPI	S	Opponent	Score	RPI	S	Opponent	Score				
				27	A	Georgia Tech	4 1	57	A	Auburn	1 4	122	H	Kennesaw St.	1 2
				41	H	High Point	4 3	57	A	Auburn	5 9	122	H	Kennesaw St.	11 8
				41	H	High Point	5 2	57	A	Auburn	5 6	122	H	Kennesaw St.	8 4
				41	H	High Point	5 4	77	H	Evansville	8 3	137	A	Lipscomb	1 2
								77	H	Evansville	8 5	137	A	Lipscomb	2 0
								77	H	Evansville	6 5	137	A	Lipscomb	2 4
												166	A	Jacksonville	9 4
												166	A	Jacksonville	6 3
												166	A	Jacksonville	4 2
												168	A	Georgia St.	7 8
												171	H	North Florida	3 6
												171	H	North Florida	11 4
												171	H	North Florida	6 3
												173	A	Alabama St.	12 4
												173	H	Alabama St.	13 8
												199	A	Belmont	5 6
												199	A	Belmont	9 4
												199	A	Belmont	3 4
												215	A	Florida A&M	8 5
												215	A	Florida A&M	3 0
												215	H	Florida A&M	12 4
												215	H	Florida A&M	10 2
												235	H	Butler	5 0
												235	H	Butler	3 2
												240	H	Northern Ky.	8 2
												240	H	Northern Ky.	12 4
												240	H	Northern Ky.	10 3
LAST 10 GAMES															
				240	H	Northern Ky.	8 2	137	A	Lipscomb	2 4	235	H	Butler	5 0
				240	H	Northern Ky.	10 3	168	A	Georgia St.	7 8	235	H	Butler	3 2
				240	H	Northern Ky.	12 4	173	H	Alabama St.	13 8	240	H	Northern Ky.	8 2
				137	A	Lipscomb	2 0	252	H	USC Upstate	3 0	240	H	Northern Ky.	12 4
				137	A	Lipscomb	1 2	252	H	USC Upstate	11 5	240	H	Northern Ky.	10 3

Non-Div. I Games:

Mercer

RPI	S	Opponent	Score	
252	H	USC Upstate	11	5
252	H	USC Upstate	3	1
252	H	USC Upstate	3	0
276	H	Savannah St.	5	4

Mercer

M  
e  
r  
c  
e  
r

M  
e  
r  
c  
e  
r



Average RPI Win: 127		WON-LOST RECORD	WINNING PCT. RANK	LAST 10 GAMES	STRENGTH OF SCHEDULE	OPP. STRENGTH OF SCHEDULE	TEAM RPI	ADJ RPI	CONF. RPI	ADJ CONF. RPI				
Average RPI Loss: 52														
DIV. I ONLY		24-15-0	.61538 67	4-6-0	32	39	31	.56399 31	3	3				
DIV. I NON-CONF.		12-7-0	.63158 65	1-1-0	165	128	101	.52048 101	4	4				
<hr/>														
TOTALS		RPI 1-25		RPI 26-50		W-L RECORDS		RPI 51-100		RPI 101-150		RPI 150+		
24-15-0		4-7-0		3-2-0		OVERALL		1-3-0		6-2-0		10-1-0		
15-7-0		1-3-0		0-1-0		HOME		1-2-0		3-0-0		10-1-0		
9-7-0		3-3-0		3-1-0		AWAY		0-1-0		3-2-0		0-0-0		
0-1-0		0-1-0		0-0-0		NEUTRAL		0-0-0		0-0-0		0-0-0		
12-7-0		0-3-0		1-1-0		NON-CONFERENCE		0-1-0		1-1-0		10-1-0		
10-3-0		0-1-0		0-1-0		HOME		0-0-0		0-0-0		10-1-0		
2-3-0		0-1-0		1-0-		AWAY		0-1-0		1-1-0		0-0-0		
0-1-0		0-1-0		0-0-0		NEUTRAL		0-0-0		0-0-0		0-0-0		
12-8-0		4-4-0		2-1-0		CONFERENCE		1-2-0		5-1-0		0-0-0		
5-4-0		1-2-0		0-0-0		HOME		1-2-0		3-0-0		0-0-0		
7-4-0		3-2-0		2-1-0		AWAY		0-0-0		2-1-0		0-0-0		
0-0-0		0-0-0		0-0-0		NEUTRAL		0-0-0		0-0-0		0-0-0		
RPI	S	Opponent		Score	RPI	S	Opponent		Score	RPI	S	Opponent		Score
2	H	Florida St.		1 11	44	A	Wake Forest		3 4	60	A	Western Caro.		10 18
2	H	Florida St.		3 4	44	A	Wake Forest		16 6	61	H	North Carolina St.		4 9
2	H	Florida St.		9 3	44	A	Wake Forest		7 4	61	H	North Carolina St.		1 7
5	A	South Carolina		6 9	46	A	Georgia		16 4	61	H	North Carolina St.		6 1
5	H	South Carolina		3 5	46	H	Georgia		2 6					
5	N	South Carolina		2 10										
6	A	Virginia		2 3										
6	A	Virginia		7 1										
6	A	Virginia		0 1										
19	A	Maryland		7 1										
19	A	Maryland		3 1										
					LAST 10 GAMES									
					116 A Pittsburgh 4 13					6 A Virginia 7 1				
					116 A Pittsburgh 3 0					6 A Virginia 2 3				
					116 A Pittsburgh 3 2					46 H Georgia 2 6				
					197 H Coastal Caro. 9 6					61 H North Carolina St. 1 7				
					6 A Virginia 0 1					61 H North Carolina St. 4 9				

Non-Div. I Games:

Clemson

Average RPI Win: 143		WON-LOST	WINNING	LAST 10	STRENGTH OF		OPP. STRENGTH	TEAM	ADJ		CONF.	ADJ CONF.
Average RPI Loss: 93		RECORD	PCT. RANK	GAMES	SCHEDULE		OF SCHEDULE	RPI	RPI		RPI	RPI
DIV. I ONLY		22-12-0	.64706	51	4-4-0		94	94	32		5	5
DIV. I NON-CONF.		15-7-0	.68182	41	1-1-0		197	111	38		5	5
TOTALS		RPI 1-25	RPI 26-50		W-L RECORDS		RPI 51-100		RPI 101-150		RPI 150+	
22-12-0		2-2-0	4-3-0		OVERALL		3-3-0		3-2-0		10-2-0	
5-2-0		0-0-0	1-2-0		HOME		1-0-0		0-0-0		3-0-0	
9-7-0		2-2-0	3-1-0		AWAY		2-3-0		0-0-0		2-1-0	
8-3-0		0-0-0	0-0-0		NEUTRAL		0-0-0		3-2-0		5-1-0	
15-7-0		0-1-0	3-1-0		NON-CONFERENCE		1-2-0		1-1-0		10-2-0	
4-0-0		0-0-0	0-0-0		HOME		1-0-0		0-0-0		3-0-0	
5-5-0		0-1-0	3-0-		AWAY		0-2-0		0-0-0		2-1-0	
6-2-0		0-0-0	0-0-0		NEUTRAL		0-0-0		1-1-0		5-1-0	
7-5-0		2-1-0	1-2-0		CONFERENCE		2-1-0		2-1-0		0-0-0	
1-2-0		0-0-0	1-2-0		HOME		0-0-0		0-0-0		0-0-0	
4-2-0		2-1-0	0-0-0		AWAY		2-1-0		0-0-0		0-0-0	
2-1-0		0-0-0	0-0-0		NEUTRAL		0-0-0		2-1-0		0-0-0	
RPI S	Opponent	Score	RPI S	Opponent	Score	RPI S	Opponent	Score	RPI S	Opponent	Score	
1 A	Florida	5 13	38 H	Dallas Baptist	1 9	74 A	Illinois	1 6	110 N	Bucknell	2 4	
21 A	Indiana St.	2 9	38 H	Dallas Baptist	1 2	74 H	Illinois	6 2	133 N	Bowling Green	11 3	
21 A	Indiana St.	11 1	38 H	Dallas Baptist	3 1	96 A	Missouri St.	7 1	140 N	Bradley	1 3	
21 A	Indiana St.	5 2	45 A	Arkansas St.	3 2	96 A	Missouri St.	2 4	140 N	Bradley	13 1	
			45 A	Arkansas St.	9 7	96 A	Missouri St.	6 1	140 N	Bradley	7 6	
			45 A	Arkansas St.	4 3	97 A	Central Ark.	0 7	163 H	Eastern Ill.	9 4	
			45 A	Arkansas St.	8 14				213 A	SIU Edwardsville	17 3	
									213 A	SIU Edwardsville	6 5	
									220 A	Northern Ill.	6 7	
									223 N	LIU Brooklyn	13 4	
									223 N	LIU Brooklyn	2 0	
									225 H	Western Ill.	5 3	
									225 H	Western Ill.	11 2	
									235 N	Butler	6 7	
									235 N	Butler	9 1	
									270 N	North Dakota	5 1	
									270 N	North Dakota	4 0	
LAST 10 GAMES												
96 A	Missouri St.	7 1	38 H	Dallas Baptist	3 1							
96 A	Missouri St.	6 1	38 H	Dallas Baptist	1 9							
96 A	Missouri St.	2 4	38 H	Dallas Baptist	1 2							
74 H	Illinois	6 2	163 H	Eastern Ill.	9 4							
220 A	Northern Ill.	6 7	21 A	Indiana St.	11 1							

Non-Div. I Games: Robert Morris-S'fiel 13 0 Webster 3 1

Illinois St.

Average RPI Win: 118		WON-LOST	WINNING	LAST 10	STRENGTH OF		OPP. STRENGTH	TEAM	ADJ	CONF.	ADJ CONF.
Average RPI Loss: 77		RECORD	PCT. RANK	GAMES	SCHEDULE		OF SCHEDULE	RPI	RPI	RPI	RPI
DIV. I ONLY		19-16-0	.54286	117	3-7-0		43	37	33	.56308	33
DIV. I NON-CONF.		15-9-0	.625	73	1-1-0		109	35	30	.57169	30
TOTALS		RPI 1-25	RPI 26-50		W-L RECORDS		RPI 51-100		RPI 101-150		RPI 150+
19-16-0		0-4-0	2-3-0		OVERALL		7-6-0		5-0-0		5-3-0
4-3-0		0-0-0	0-0-0		HOME		3-3-0		1-0-0		0-0-0
12-11-0		0-3-0	2-3-0		AWAY		3-3-0		3-0-0		4-2-0
3-2-0		0-1-0	0-0-0		NEUTRAL		1-0-0		1-0-0		1-1-0
15-9-0		0-1-0	2-3-0		NON-CONFERENCE		3-2-0		5-0-0		5-3-0
2-0-0		0-0-0	0-0-0		HOME		1-0-0		1-0-0		0-0-0
10-7-0		0-0-0	2-0-		AWAY		1-2-0		3-0-0		4-2-0
3-2-0		0-1-0	0-0-0		NEUTRAL		1-0-0		1-0-0		1-1-0
4-7-0		0-3-0	0-0-0		CONFERENCE		4-4-0		0-0-0		0-0-0
2-3-0		0-0-0	0-0-0		HOME		2-3-0		0-0-0		0-0-0
2-4-0		0-3-0	0-0-0		AWAY		2-1-0		0-0-0		0-0-0
0-0-0		0-0-0	0-0-0		NEUTRAL		0-0-0		0-0-0		0-0-0
RPI S	Opponent	Score	RPI S	Opponent	Score	RPI S	Opponent	Score	RPI S	Opponent	Score
18 A	TCU	3 4	38 A	UNLV	3 4	53 H	Oklahoma St.	0 6	105 A	UC Riverside	7 4
18 A	TCU	1 3	43 A	San Diego St.	1 2	53 H	Oklahoma St.	4 7	105 A	UC Riverside	2 1
18 A	TCU	0 8	43 A	San Diego St.	6 2	53 H	Oklahoma St.	2 9	116 A	Pittsburgh	6 4
25 N	Louisville	6 7	43 A	San Diego St.	3 7	80 H	Baylor	8 7	116 H	Pittsburgh	6 3
			47 A	North Carolina	5 1	80 H	Baylor	4 1	147 N	Sacramento St.	8 1
						84 H	Ohio St.	4 1	169 A	Citadel	10 2
						87 A	Oklahoma	9 5	172 N	Delaware	1 3
						87 A	Oklahoma	7 0	195 A	Cal St. Northridge	5 4
						87 A	Oklahoma	3 5	195 A	Cal St. Northridge	14 11
						90 N	Duke	3 1	195 A	Cal St. Northridge	2 4
						100 A	UNC Wilmington	10 13	197 A	Coastal Caro.	6 2
						100 A	UNC Wilmington	9 3	204 N	James Madison	5 1
						100 A	UNC Wilmington	1 2	209 A	Penn St.	4 8
LAST 10 GAMES											
			87 A	Oklahoma	9 5	53 H	Oklahoma St.	2 9			
			87 A	Oklahoma	3 5	53 H	Oklahoma St.	0 6			
			87 A	Oklahoma	7 0	209 A	Penn St.	4 8			
			84 H	Ohio St.	4 1	18 A	TCU	1 3			
			53 H	Oklahoma St.	4 7	18 A	TCU	0 8			

Non-Div. I Games:

West Virginia

Average RPI Win: 206		WON-LOST RECORD	WINNING PCT. RANK	LAST 10 GAMES	STRENGTH OF SCHEDULE	OPP. STRENGTH OF SCHEDULE	TEAM RPI	ADJ RPI		CONF. RPI	ADJ CONF. RPI						
Average RPI Loss: 121																	
DIV. I ONLY		26-10-0	.72222	22	9-1-0	181	200	34	.5623	34	20	20					
DIV. I NON-CONF.		19-9-0	.67857	47	2-0-0	226	168	44	.54966	44	21	21					
<hr/>																	
TOTALS		RPI 1-25		RPI 26-50		W-L RECORDS		RPI 51-100		RPI 101-150		RPI 150+					
26-10-0		0-3-0		0-0-0		OVERALL		0-0-0		5-3-0		21-4-0					
7-1-0		0-0-0		0-0-0		HOME		0-0-0		0-0-0		7-1-0					
18-8-0		0-3-0		0-0-0		AWAY		0-0-0		4-2-0		14-3-0					
1-1-0		0-0-0		0-0-0		NEUTRAL		0-0-0		1-1-0		0-0-0					
<hr/>																	
19-9-0		0-3-0		0-0-0		NON-CONFERENCE		0-0-0		5-3-0		14-3-0					
4-0-0		0-0-0		0-0-0		HOME		0-0-0		0-0-0		4-0-0					
14-8-0		0-3-0		0-0-		AWAY		0-0-0		4-2-0		10-3-0					
1-1-0		0-0-0		0-0-0		NEUTRAL		0-0-0		1-1-0		0-0-0					
<hr/>																	
7-1-0		0-0-0		0-0-0		CONFERENCE		0-0-0		0-0-0		7-1-0					
3-1-0		0-0-0		0-0-0		HOME		0-0-0		0-0-0		3-1-0					
4-0-0		0-0-0		0-0-0		AWAY		0-0-0		0-0-0		4-0-0					
0-0-0		0-0-0		0-0-0		NEUTRAL		0-0-0		0-0-0		0-0-0					
<hr/>																	
RPI	S	Opponent		Score		RPI	S	Opponent		Score		RPI	S	Opponent		Score	
19	A	Maryland		0	3							119	A	Radford		11	6
19	A	Maryland		3	7							119	A	Radford		6	7
19	A	Maryland		0	3							119	A	Radford		7	8
												128	A	UConn		5	3
												128	A	UConn		7	2
												131	N	Stony Brook		4	3
												131	N	Stony Brook		5	8
												141	A	Hartford		6	2
												159	H	Central Conn. St.		4	3
												159	H	Central Conn. St.		12	4
												159	H	Central Conn. St.		2	0
												159	H	Central Conn. St.		1	3
												172	A	Delaware		14	2
												172	A	Delaware		10	9
												172	A	Delaware		11	0
												172	A	Delaware		4	5
												200	A	East Tenn. St.		9	6
												200	A	East Tenn. St.		4	5
												222	A	Northeastern		3	0
												223	A	LIU Brooklyn		3	1
												223	A	LIU Brooklyn		7	6
												223	A	LIU Brooklyn		8	4
												223	A	LIU Brooklyn		7	0
												248	H	UMass Lowell		5	4
												252	A	USC Upstate		21	4
												252	A	USC Upstate		13	2
												252	A	USC Upstate		7	8
<hr/>																	
LAST 10 GAMES																	
						223	A	LIU Brooklyn		7	6	159	H	Central Conn. St.		12	4
						223	A	LIU Brooklyn		7	0	159	H	Central Conn. St.		2	0
						223	A	LIU Brooklyn		3	1	159	H	Central Conn. St.		4	3
						223	A	LIU Brooklyn		8	4	273	A	Rhode Island		8	3
						159	H	Central Conn. St.		1	3	131	N	Stony Brook		4	3

Non-Div. I Games:

Bryant

RPI	S	Opponent	Score	
261	A	N.C. A&T	4	0
261	A	N.C. A&T	1	0
273	A	Rhode Island	8	3
281	H	Albany (NY)	6	0
281	H	Albany (NY)	14	4
281	H	Albany (NY)	13	3

Bryant

B  
r  
y  
a  
n  
t

B  
r  
y  
a  
n  
t

Average RPI Win: 156		WON-LOST RECORD		WINNING PCT. RANK		LAST 10 GAMES		STRENGTH OF SCHEDULE		OPP. STRENGTH OF SCHEDULE		TEAM RPI		ADJ RPI		CONF. RPI		ADJ CONF. RPI	
DIV. I ONLY		28-9-0		.75676 10		7-3-0		186		64		35		.56049 35		23		23	
DIV. I NON-CONF.		19-5-0		.79167 23		2-0-0		148		11		20		.58627 20		25		25	
TOTALS		RPI 1-25		RPI 26-50		W-L RECORDS		RPI 51-100		RPI 101-150		RPI 150+							
28-9-0		0-1-0		2-1-0		OVERALL		8-3-0		3-0-0		15-4-0							
16-4-0		0-0-0		0-1-0		HOME		5-2-0		1-0-0		10-1-0							
10-5-0		0-1-0		1-0-0		AWAY		3-1-0		1-0-0		5-3-0							
2-0-0		0-0-0		1-0-0		NEUTRAL		0-0-0		1-0-0		0-0-0							
19-5-0		0-1-0		2-1-0		NON-CONFERENCE		6-2-0		3-0-0		8-1-0							
9-2-0		0-0-0		0-1-0		HOME		3-1-0		1-0-0		5-0-0							
8-3-0		0-1-0		1-0-		AWAY		3-1-0		1-0-0		3-1-0							
2-0-0		0-0-0		1-0-0		NEUTRAL		0-0-0		1-0-0		0-0-0							
9-4-0		0-0-0		0-0-0		CONFERENCE		2-1-0		0-0-0		7-3-0							
7-2-0		0-0-0		0-0-0		HOME		2-1-0		0-0-0		5-1-0							
2-2-0		0-0-0		0-0-0		AWAY		0-0-0		0-0-0		2-2-0							
0-0-0		0-0-0		0-0-0		NEUTRAL		0-0-0		0-0-0		0-0-0							
RPI	S	Opponent		Score		RPI	S	Opponent		Score		RPI	S	Opponent		Score			
19	A	Maryland		2	5	27	A	Georgia Tech		5	3	67	H	Rutgers		7	6		
						29	H	Old Dominion		4	6	71	A	East Carolina		8	4		
						29	N	Old Dominion		6	3	71	H	East Carolina		3	0		
												79	H	Saint Joseph's		5	1		
												79	H	Saint Joseph's		2	6		
												79	H	Saint Joseph's		10	3		
												94	H	VMI		6	8		
												98	H	Buffalo		1	0		
												100	A	UNC Wilmington		2	4		
												100	A	UNC Wilmington		14	8		
												100	A	UNC Wilmington		4	2		

Non-Div. I Games:

VCU

Average RPI Win: 74		WON-LOST	WINNING	LAST 10	STRENGTH OF		OPP. STRENGTH	TEAM	ADJ		CONF.	ADJ CONF.		
Average RPI Loss: 56		RECORD	PCT. RANK	GAMES	SCHEDULE		OF SCHEDULE	RPI	RPI		RPI	RPI		
DIV. I ONLY		21-16-0	.56757	100	5-5-0		10	13	36		4	4		
DIV. I NON-CONF.		10-7-0	.58824	93	1-0-0		24	18	41		3	3		
<hr/>														
TOTALS		RPI 1-25	RPI 26-50		W-L RECORDS		RPI 51-100		RPI 101-150		RPI 150+			
21-16-0		3-3-0	3-4-0		OVERALL		11-8-0		1-0-0		3-1-0			
12-10-0		1-2-0	2-2-0		HOME		8-5-0		0-0-0		1-1-0			
5-6-0		2-1-0	1-2-0		AWAY		2-3-0		0-0-0		0-0-0			
4-0-0		0-0-0	0-0-0		NEUTRAL		1-0-0		1-0-0		2-0-0			
10-7-0		0-0-0	2-2-0		NON-CONFERENCE		5-5-0		1-0-0		2-0-0			
6-5-0		0-0-0	2-2-0		HOME		4-3-0		0-0-0		0-0-0			
0-2-0		0-0-0	0-0-		AWAY		0-2-0		0-0-0		0-0-0			
4-0-0		0-0-0	0-0-0		NEUTRAL		1-0-0		1-0-0		2-0-0			
11-9-0		3-3-0	1-2-0		CONFERENCE		6-3-0		0-0-0		1-1-0			
6-5-0		1-2-0	0-0-0		HOME		4-2-0		0-0-0		1-1-0			
5-4-0		2-1-0	1-2-0		AWAY		2-1-0		0-0-0		0-0-0			
0-0-0		0-0-0	0-0-0		NEUTRAL		0-0-0		0-0-0		0-0-0			
RPI	S	Opponent	Score		RPI	S	Opponent	Score		RPI	S	Opponent	Score	
15	H	Washington	4	1	26	H	Tennessee	3	1	52	H	New Mexico	1	7
15	H	Washington	3	9	26	H	Tennessee	5	6	52	H	New Mexico	8	5
15	H	Washington	3	4	26	H	Tennessee	4	6	53	N	Oklahoma St.	6	1
23	A	Oregon St.	0	4	28	A	Stanford	0	1	63	H	California	4	1
23	A	Oregon St.	3	2	28	A	Stanford	3	4	63	H	California	3	2
23	A	Oregon St.	7	3	28	A	Stanford	3	2	63	H	California	3	5
					38	H	UNLV	5	2	65	A	UC Irvine	2	5
										66	H	Wichita St.	9	12
										66	H	Wichita St.	9	5
										68	H	Southern California	5	3
										68	H	Southern California	7	8
										68	H	Southern California	10	9
										72	A	Long Beach St.	0	11
										80	H	Baylor	7	4
										80	H	Baylor	7	9
										80	H	Baylor	12	1
										91	A	UCLA	6	5
										91	A	UCLA	8	5
										91	A	UCLA	3	7
LAST 10 GAMES														
28	A	Stanford	0	1	63	H	California	4	1					
28	A	Stanford	3	2	63	H	California	3	2					
28	A	Stanford	3	4	174	H	Arizona	9	10					
38	H	UNLV	5	2	68	H	Southern California	7	8					
63	H	California	3	5	68	H	Southern California	10	9					

Non-Div. I Games:

Arizona St.

Average RPI Win:		126	WON-LOST RECORD		WINNING PCT. RANK		LAST 10 GAMES		STRENGTH OF SCHEDULE		OPP. STRENGTH OF SCHEDULE		TEAM RPI		ADJ RPI		CONF. RPI		ADJ CONF. RPI	
DIV. I ONLY			24-10-0		.70588 25		5-5-0		153		5		37		.56007 37		6		6	
DIV. I NON-CONF.			19-3-0		.86364 9		1-0-0		244		9		26		.57821 26		6		6	
TOTALS		RPI 1-25		RPI 26-50		W-L RECORDS		RPI 51-100		RPI 101-150		RPI 150+								
24-10-0		1-2-0		5-1-0		OVERALL		6-5-0		1-0-0		11-2-0								
15-4-0		0-0-0		3-1-0		HOME		3-3-0		1-0-0		8-0-0								
7-6-0		1-2-0		0-0-0		AWAY		3-2-0		0-0-0		3-2-0								
2-0-0		0-0-0		2-0-0		NEUTRAL		0-0-0		0-0-0		0-0-0								
19-3-0		0-0-0		3-0-0		NON-CONFERENCE		4-1-0		1-0-0		11-2-0								
12-1-0		0-0-0		1-0-0		HOME		2-1-0		1-0-0		8-0-0								
5-2-0		0-0-0		0-0-		AWAY		2-0-0		0-0-0		3-2-0								
2-0-0		0-0-0		2-0-0		NEUTRAL		0-0-0		0-0-0		0-0-0								
5-7-0		1-2-0		2-1-0		CONFERENCE		2-4-0		0-0-0		0-0-0								
3-3-0		0-0-0		2-1-0		HOME		1-2-0		0-0-0		0-0-0								
2-4-0		1-2-0		0-0-0		AWAY		1-2-0		0-0-0		0-0-0								
0-0-0		0-0-0		0-0-0		NEUTRAL		0-0-0		0-0-0		0-0-0								
RPI	S	Opponent		Score		RPI	S	Opponent		Score		RPI	S	Opponent		Score				
10	A	Cal Poly		8 6		40	N	Mississippi St.		8 3		66	H	Wichita St.		2 1				
10	A	Cal Poly		0 1		40	N	Mississippi St.		7 6		66	H	Wichita St.		5 16				
10	A	Cal Poly		7 8		42	H	Pepperdine		2 1		66	H	Wichita St.		3 2				
						48	H	Cal St. Fullerton		9 11		72	A	Long Beach St.		2 3				
						48	H	Cal St. Fullerton		3 2		72	A	Long Beach St.		2 1				
						48	H	Cal St. Fullerton		2 1		72	A	Long Beach St.		0 1				
												75	A	Fresno St.		5 4				
												85	H	Hawaii		4 12				
												85	H	Hawaii		8 7				
												85	H	Hawaii		1 3				
												91	A	UCLA		6 4				
														BYU		9 5				
														Princeton		18 10				
														Princeton		9 1				
														Princeton		11 0				
														Bakersfield		5 1				
LAST 10 GAMES						LAST 10 GAMES						LAST 10 GAMES								
						72	A	Long Beach St.		2 1		48	H	Cal St. Fullerton		3 2				
						72	A	Long Beach St.		0 1		48	H	Cal St. Fullerton		9 11				
						72	A	Long Beach St.		2 3		10	A	Cal Poly		0 1				
						149	H	BYU		9 5		10	A	Cal Poly		7 8				
						48	H	Cal St. Fullerton		2 1		10	A	Cal Poly		8 6				

**Non-Div. I Games:**

UC Santa Barbara



UNLV

Average RPI Win: 115		WON-LOST	WINNING	LAST 10	STRENGTH OF	OPP. STRENGTH	TEAM	ADJ	CONF.	ADJ CONF.		
Average RPI Loss: 89		RECORD	PCT. RANK	GAMES	SCHEDULE	OF SCHEDULE	RPI	RPI	RPI	RPI		
DIV. I ONLY		25-15-0	.625	61	4-6-0	106	44	38	.55938	38	8	8
DIV. I NON-CONF.		12-7-0	.63158	65	1-2-0	13	69	11	.59725	11	7	7
<hr/>												
TOTALS		RPI 1-25	RPI 26-50		W-L RECORDS		RPI 51-100		RPI 101-150		RPI 150+	
25-15-0	0-0-0		3-6-0		OVERALL		7-4-0		6-0-0		9-5-0	
15-2-0	0-0-0		3-1-0		HOME		0-0-0		5-0-0		7-1-0	
10-13-0	0-0-0		0-5-0		AWAY		7-4-0		1-0-0		2-4-0	
0-0-0	0-0-0		0-0-0		NEUTRAL		0-0-0		0-0-0		0-0-0	
<hr/>												
12-7-0	0-0-0		1-5-0		NON-CONFERENCE		3-2-0		6-0-0		2-0-0	
8-0-0	0-0-0		1-0-0		HOME		0-0-0		5-0-0		2-0-0	
4-7-0	0-0-0		0-0-		AWAY		3-2-0		1-0-0		0-0-0	
0-0-0	0-0-0		0-0-0		NEUTRAL		0-0-0		0-0-0		0-0-0	
<hr/>												
13-8-0	0-0-0		2-1-0		CONFERENCE		4-2-0		0-0-0		7-5-0	
7-2-0	0-0-0		2-1-0		HOME		0-0-0		0-0-0		5-1-0	
6-6-0	0-0-0		0-0-0		AWAY		4-2-0		0-0-0		2-4-0	
0-0-0	0-0-0		0-0-0		NEUTRAL		0-0-0		0-0-0		0-0-0	
<hr/>												
RPI S	Opponent	Score	RPI S	Opponent	Score	RPI S	Opponent	Score	RPI S	Opponent	Score	
			26 A	Tennessee	7 8	51 A	Arkansas	10 7	103 H	Central Mich.	5 0	
			26 A	Tennessee	4 5	51 A	Arkansas	2 9	103 H	Central Mich.	11 8	
			26 A	Tennessee	2 4	52 A	New Mexico	4 5	103 H	Central Mich.	5 2	
			33 H	West Virginia	4 3	52 A	New Mexico	8 2	103 H	Central Mich.	6 2	
			36 A	Arizona St.	2 5	52 A	New Mexico	3 2	105 H	UC Riverside	5 4	
			43 H	San Diego St.	5 4	54 A	Nebraska	5 4	114 A	Creighton	3 1	
			43 H	San Diego St.	2 5	54 A	Nebraska	5 2	175 A	San Jose St.	2 1	
			43 H	San Diego St.	9 1	54 A	Nebraska	3 5	175 A	San Jose St.	2 3	
			48 A	Cal St. Fullerton	1 2	75 A	Fresno St.	7 0	175 A	San Jose St.	18 2	
						75 A	Fresno St.	6 0	175 H	San Jose St.	9 1	
						75 A	Fresno St.	0 2	175 H	San Jose St.	3 4	
									175 H	San Jose St.	2 1	
									183 A	Air Force	9 10	
									183 A	Air Force	4 14	
									183 A	Air Force	6 7	
									183 H	Air Force	13 3	
									183 H	Air Force	12 1	
									183 H	Air Force	6 1	
									185 H	Utah Valley	8 3	
									270 H	North Dakota	16 6	
LAST 10 GAMES												
			183 A	Air Force	6 7	175 H	San Jose St.	2 1				
			183 A	Air Force	4 14	175 H	San Jose St.	9 1				
			183 A	Air Force	9 10	51 A	Arkansas	2 9				
			36 A	Arizona St.	2 5	51 A	Arkansas	10 7				
			175 H	San Jose St.	3 4	75 A	Fresno St.	7 0				

Non-Div. I Games:

UNLV

Average RPI Win: 143		WON-LOST RECORD		WINNING PCT. RANK		LAST 10 GAMES		STRENGTH OF SCHEDULE		OPP. STRENGTH OF SCHEDULE		TEAM RPI		ADJ RPI		CONF. RPI		ADJ CONF. RPI	
DIV. I ONLY		26-13-0		.66667 42		4-6-0		90		104		38		.55938 38		5		5	
DIV. I NON-CONF.		17-10-0		.62963 70		2-3-0		172		95		81		.52761 81		5		5	
TOTALS		RPI 1-25		RPI 26-50		W-L RECORDS		RPI 51-100		RPI 101-150		RPI 150+							
26-13-0		0-4-0		2-1-0		OVERALL		10-6-0		4-0-0		10-2-0							
14-6-0		0-1-0		0-0-0		HOME		4-3-0		1-0-0		9-2-0							
12-7-0		0-3-0		2-1-0		AWAY		6-3-0		3-0-0		1-0-0							
0-0-0		0-0-0		0-0-0		NEUTRAL		0-0-0		0-0-0		0-0-0							
17-10-0		0-4-0		0-0-0		NON-CONFERENCE		6-4-0		1-0-0		10-2-0							
13-4-0		0-1-0		0-0-0		HOME		3-1-0		1-0-0		9-2-0							
4-6-0		0-3-0		0-0-		AWAY		3-3-0		0-0-0		1-0-0							
0-0-0		0-0-0		0-0-0		NEUTRAL		0-0-0		0-0-0		0-0-0							
9-3-0		0-0-0		2-1-0		CONFERENCE		4-2-0		3-0-0		0-0-0							
1-2-0		0-0-0		0-0-0		HOME		1-2-0		0-0-0		0-0-0							
8-1-0		0-0-0		2-1-0		AWAY		3-0-0		3-0-0		0-0-0							
0-0-0		0-0-0		0-0-0		NEUTRAL		0-0-0		0-0-0		0-0-0							
RPI S	Opponent	Score		RPI S	Opponent	Score		RPI S	Opponent	Score		RPI S	Opponent	Score					
7 A	Texas	0	5	32 A	Illinois St.	2	1	59 A	Sam Houston St.	5	1	140 A	Bradley	9	7				
12 A	Texas Tech	4	5	32 A	Illinois St.	1	3	59 A	Sam Houston St.	2	12	140 A	Bradley	8	2				
18 A	TCU	4	5	32 A	Illinois St.	9	1	59 A	Sam Houston St.	1	4	140 A	Bradley	17	6				
18 H	TCU	1	7					77 H	Evansville	10	2	149 H	BYU	8	3				
								77 H	Evansville	1	13	152 A	Stephen F. Austin	20	10				
								77 H	Evansville	4	8	158 H	Penn	5	4				
								80 A	Baylor	6	3	158 H	Penn	8	7				
								80 A	Baylor	4	7	158 H	Penn	19	2				
								80 H	Baylor	12	8	185 H	Utah Valley	5	10				
								81 A	UTSA	6	5	185 H	Utah Valley	3	6				
								82 H	Oral Roberts	10	5	185 H	Utah Valley	4	1				
								82 H	Oral Roberts	5	4	258 H	Texas Southern	6	3				
								82 H	Oral Roberts	4	6	295 H	Mississippi Val.	14	2				
								96 A	Missouri St.	2	0	295 H	Mississippi Val.	19	3				
								96 A	Missouri St.	1	0	295 H	Mississippi Val.	19	0				
								96 A	Missouri St.	1	0	300 H	Grambling	2	1				
LAST 10 GAMES																			
								77 H	Evansville	10	2	80 A	Baylor	6	3				
								77 H	Evansville	1	13	80 H	Baylor	12	8				
								77 H	Evansville	4	8	18 H	TCU	1	7				
								12 A	Texas Tech	4	5	32 A	Illinois St.	1	3				
								80 A	Baylor	4	7	32 A	Illinois St.	9	1				

Non-Div. I Games:

Dallas Baptist

Average RPI Win: 120		WON-LOST	WINNING	LAST 10	STRENGTH OF		OPP. STRENGTH	TEAM	ADJ	CONF.	ADJ CONF.
Average RPI Loss: 67		RECORD	PCT. RANK	GAMES	SCHEDULE		OF SCHEDULE	RPI	RPI	RPI	RPI
DIV. I ONLY		26-15-0	.63415	56	6-4-0		45	40	40	.55488	40
DIV. I NON-CONF.		16-7-0	.69565	34	2-0-0		194	118	106	.51946	106
TOTALS		RPI 1-25	RPI 26-50		W-L RECORDS		RPI 51-100		RPI 101-150		RPI 150+
26-15-0		3-6-0	2-3-0		OVERALL		6-3-0		6-0-0		9-3-0
19-8-0		3-3-0	0-0-0		HOME		5-3-0		3-0-0		8-2-0
6-5-0		0-3-0	2-1-0		AWAY		0-0-0		3-0-0		1-1-0
1-2-0		0-0-0	0-2-0		NEUTRAL		1-0-0		0-0-0		0-0-0
16-7-0		0-0-0	0-2-0		NON-CONFERENCE		4-2-0		3-0-0		9-3-0
14-4-0		0-0-0	0-0-0		HOME		3-2-0		3-0-0		8-2-0
1-1-0		0-0-0	0-0-		AWAY		0-0-0		0-0-0		1-1-0
1-2-0		0-0-0	0-2-0		NEUTRAL		1-0-0		0-0-0		0-0-0
10-8-0		3-6-0	2-1-0		CONFERENCE		2-1-0		3-0-0		0-0-0
5-4-0		3-3-0	0-0-0		HOME		2-1-0		0-0-0		0-0-0
5-4-0		0-3-0	2-1-0		AWAY		0-0-0		3-0-0		0-0-0
0-0-0		0-0-0	0-0-0		NEUTRAL		0-0-0		0-0-0		0-0-0
RPI S	Opponent	Score	RPI S	Opponent	Score	RPI S	Opponent	Score	RPI S	Opponent	Score
9 H	Ole Miss	6 5	37 N	UC Santa Barbara	6 7	51 H	Arkansas	0 4	120 A	Missouri	6 2
9 H	Ole Miss	1 6	37 N	UC Santa Barbara	3 8	51 H	Arkansas	5 1	120 A	Missouri	3 2
9 H	Ole Miss	2 12	46 A	Georgia	4 1	51 H	Arkansas	5 1	120 A	Missouri	9 7
13 A	LSU	0 3	46 A	Georgia	6 1	60 H	Western Caro.	2 3	121 H	Michigan St.	7 1
13 A	LSU	1 2	46 A	Georgia	1 7	60 H	Western Caro.	6 1	121 H	Michigan St.	4 2
13 A	LSU	4 17				60 H	Western Caro.	7 2	125 H	South Ala.	3 0
16 H	Vanderbilt	6 3				69 H	Memphis	4 6	163 H	Eastern Ill.	9 0
16 H	Vanderbilt	17 2				70 N	Southern Miss.	4 3	163 H	Eastern Ill.	4 3
16 H	Vanderbilt	1 5				86 H	Southeast Mo. St.	3 2	174 A	Arizona	3 12
									174 A	Arizona	6 4
									187 H	Southern Ill.	3 0
									216 H	Mt. St. Mary's	10 1
									216 H	Mt. St. Mary's	13 1
									229 H	Holy Cross	1 6
									229 H	Holy Cross	6 7
									229 H	Holy Cross	6 2
									229 H	Holy Cross	8 4
									297 H	Alcorn	16 2
LAST 10 GAMES											
120 A	Missouri	9 7	9 H	Ole Miss	6 5						
120 A	Missouri	6 2	9 H	Ole Miss	1 6						
120 A	Missouri	3 2	70 N	Southern Miss.	4 3						
297 H	Alcorn	16 2	13 A	LSU	4 17						
9 H	Ole Miss	2 12	13 A	LSU	1 2						

Non-Div. I Games:

Mississippi St.

Average RPI Win:	164	WON-LOST RECORD	WINNING PCT. RANK	LAST 10 GAMES	STRENGTH OF SCHEDULE	OPP. STRENGTH OF SCHEDULE	TEAM RPI	ADJ RPI	CONF. RPI	ADJ CONF. RPI		
DIV. I ONLY		23-16-0	.58974	89	7-3-0	25	181	41	.5547	41	18	18
DIV. I NON-CONF.		11-9-0	.55	117	1-1-0	38	133	55	.54272	55	20	20
<hr/>												
TOTALS	RPI 1-25	RPI 26-50		W-L RECORDS		RPI 51-100		RPI 101-150		RPI 150+		
23-16-0	0-3-0	1-4-0		OVERALL		5-5-0		4-2-0		13-2-0		
14-6-0	0-0-0	1-0-0		HOME		4-3-0		2-1-0		7-2-0		
8-9-0	0-3-0	0-4-0		AWAY		1-1-0		2-1-0		5-0-0		
1-1-0	0-0-0	0-0-0		NEUTRAL		0-1-0		0-0-0		1-0-0		
11-9-0	0-0-0	1-4-0		NON-CONFERENCE		4-3-0		2-1-0		4-1-0		
8-3-0	0-0-0	1-0-0		HOME		3-1-0		2-1-0		2-1-0		
3-5-0	0-0-0	0-0-		AWAY		1-1-0		0-0-0		2-0-0		
0-1-0	0-0-0	0-0-0		NEUTRAL		0-1-0		0-0-0		0-0-0		
12-7-0	0-3-0	0-0-0		CONFERENCE		1-2-0		2-1-0		9-1-0		
6-3-0	0-0-0	0-0-0		HOME		1-2-0		0-0-0		5-1-0		
5-4-0	0-3-0	0-0-0		AWAY		0-0-0		2-1-0		3-0-0		
1-0-0	0-0-0	0-0-0		NEUTRAL		0-0-0		0-0-0		1-0-0		
RPI	S	Opponent	Score	RPI	S	Opponent	Score	RPI	S	Opponent	Score	
20	A	Liberty	4 6	30	A	Mercer	2 5	78	H	William & Mary	2 4	
20	A	Liberty	1 4	30	A	Mercer	4 5	78	H	William & Mary	6 3	
20	A	Liberty	1 8	30	A	Mercer	3 4	78	H	William & Mary	9 8	
				44	A	Wake Forest	6 10	79	N	Saint Joseph's	1 4	
				44	H	Wake Forest	5 1	83	A	Elon	5 12	
								83	A	Elon	6 2	
								83	H	Elon	2 1	
								94	H	VMI	2 4	
								94	H	VMI	2 1	
								94	H	VMI	3 4	

Non-Div. I Games:

High Point

Average RPI Win:	146	WON-LOST RECORD	WINNING PCT. RANK	LAST 10 GAMES	STRENGTH OF SCHEDULE	OPP. STRENGTH OF SCHEDULE	TEAM RPI	ADJ RPI	CONF. RPI	ADJ CONF. RPI				
DIV. I ONLY		30-9-0	.76923	7	8-2-0	207	42	42	.55413	42	13	13		
DIV. I NON-CONF.		16-5-0	.7619	25	2-0-0	85	13	16	.58945	16	12	12		
<hr/>														
TOTALS	RPI 1-25	RPI 26-50		W-L RECORDS		RPI 51-100		RPI 101-150		RPI 150+				
30-9-0	1-0-0	0-1-0		OVERALL		9-2-0		7-5-0		13-1-0				
18-6-0	1-0-0	0-0-0		HOME		4-0-0		7-5-0		6-1-0				
12-3-0	0-0-0	0-1-0		AWAY		5-2-0		0-0-0		7-0-0				
0-0-0	0-0-0	0-0-0		NEUTRAL		0-0-0		0-0-0		0-0-0				
<hr/>														
16-5-0	1-0-0	0-1-0		NON-CONFERENCE		9-2-0		2-1-0		4-1-0				
10-2-0	1-0-0	0-0-0		HOME		4-0-0		2-1-0		3-1-0				
6-3-0	0-0-0	0-0-		AWAY		5-2-0		0-0-0		1-0-0				
0-0-0	0-0-0	0-0-0		NEUTRAL		0-0-0		0-0-0		0-0-0				
<hr/>														
14-4-0	0-0-0	0-0-0		CONFERENCE		0-0-0		5-4-0		9-0-0				
8-4-0	0-0-0	0-0-0		HOME		0-0-0		5-4-0		3-0-0				
6-0-0	0-0-0	0-0-0		AWAY		0-0-0		0-0-0		6-0-0				
0-0-0	0-0-0	0-0-0		NEUTRAL		0-0-0		0-0-0		0-0-0				
<hr/>														
RPI	S	Opponent	Score		RPI	S	Opponent	Score		RPI	S	Opponent	Score	
3	H	Houston	3	0	37	A	UC Santa Barbara	1	2	65	A	UC Irvine	6	0
										117	H	San Francisco	13	2
										65	H	UC Irvine	4	3
										117	H	San Francisco	2	3
										68	A	Southern California	10	4
										117	H	San Francisco	4	3
										68	H	Southern California	4	3
										135	H	St. John's (NY)	11	1
										72	H	Long Beach St.	6	3
										135	H	St. John's (NY)	0	2
										85	A	Hawaii	1	6
										135	H	St. John's (NY)	8	4
										85	A	Hawaii	2	1
										142	H	Pacific	5	7
										85	A	Hawaii	0	2
										142	H	Pacific	5	3
										85	A	Hawaii	7	3
										142	H	Pacific	4	6
										91	A	UCLA	8	7
										149	H	BYU	6	4
										100	H	UNC Wilmington	2	1
										149	H	BYU	9	1
										149	H	BYU	0	1
										170	A	Santa Clara	10	0
										170	A	Santa Clara	1	0
										170	A	Santa Clara	4	2
										185	H	Utah Valley	5	0
										185	H	Utah Valley	11	8
										185	H	Utah Valley	9	2
										195	A	Cal St. Northridge	9	5
										195	H	Cal St. Northridge	2	4
										233	A	St. Mary's (CA)	8	1
										233	A	St. Mary's (CA)	10	4
										233	A	St. Mary's (CA)	6	2
										256	H	Portland	1	0
										256	H	Portland	6	0
										256	H	Portland	6	1
<hr/>														
LAST 10 GAMES														
					117	H	San Francisco	4	3	149	H	BYU	6	4
					117	H	San Francisco	2	3	149	H	BYU	0	1
					117	H	San Francisco	13	2	68	H	Southern California	4	3
					195	A	Cal St. Northridge	9	5	233	A	St. Mary's (CA)	8	1
					149	H	BYU	9	1	233	A	St. Mary's (CA)	10	4

Non-Div. I Games:

Pepperdine

Average RPI Win:	136	WON-LOST RECORD	WINNING PCT. RANK	LAST 10 GAMES	STRENGTH OF SCHEDULE	OPP. STRENGTH OF SCHEDULE	TEAM RPI	ADJ RPI	CONF. RPI	ADJ CONF. RPI	
Average RPI Loss:	96										
DIV. I ONLY	28-12-0	.7	26	6-4-0	189	41	44	.55135	43	8	8
DIV. I NON-CONF.	18-4-0	.81818	18	4-1-0	189	26	23	.58192	23	7	7
<hr/>											
TOTALS	RPI 1-25	RPI 26-50		W-L RECORDS		RPI 51-100		RPI 101-150		RPI 150+	
28-12-0	0-0-0	3-3-0		OVERALL		5-3-0		6-4-0		14-2-0	
19-3-0	0-0-0	2-1-0		HOME		3-1-0		5-1-0		9-0-0	
9-9-0	0-0-0	1-2-0		AWAY		2-2-0		1-3-0		5-2-0	
0-0-0	0-0-0	0-0-0		NEUTRAL		0-0-0		0-0-0		0-0-0	
<hr/>											
18-4-0	0-0-0	2-1-0		NON-CONFERENCE		3-2-0		4-0-0		9-1-0	
12-1-0	0-0-0	2-1-0		HOME		1-0-0		3-0-0		6-0-0	
6-3-0	0-0-0	0-0-		AWAY		2-2-0		1-0-0		3-1-0	
0-0-0	0-0-0	0-0-0		NEUTRAL		0-0-0		0-0-0		0-0-0	
<hr/>											
10-8-0	0-0-0	1-2-0		CONFERENCE		2-1-0		2-4-0		5-1-0	
7-2-0	0-0-0	0-0-0		HOME		2-1-0		2-1-0		3-0-0	
3-6-0	0-0-0	1-2-0		AWAY		0-0-0		0-3-0		2-1-0	
0-0-0	0-0-0	0-0-0		NEUTRAL		0-0-0		0-0-0		0-0-0	
<hr/>											
RPI S	Opponent	Score	RPI S	Opponent	Score	RPI S	Opponent	Score	RPI S	Opponent	Score
			33 H	West Virginia	2 6	65 A	UC Irvine	3 1	104 A	Nevada	4 11
			33 H	West Virginia	2 1	65 A	UC Irvine	4 3	104 A	Nevada	2 4
			33 H	West Virginia	7 3	65 A	UC Irvine	0 3	104 A	Nevada	0 8
			38 A	UNLV	4 5	75 H	Fresno St.	4 6	104 H	Nevada	3 0
			38 A	UNLV	5 2	75 H	Fresno St.	2 1	104 H	Nevada	3 4
			38 A	UNLV	1 9	75 H	Fresno St.	1 0	104 H	Nevada	10 4
						76 A	San Diego	1 7	105 A	UC Riverside	8 7
						76 H	San Diego	8 5	105 H	UC Riverside	6 5
									105 H	UC Riverside	4 3
									148 H	Loyola Marymount	9 2
									170 H	Santa Clara	12 4
									170 H	Santa Clara	4 3
									175 A	San Jose St.	13 8
									175 A	San Jose St.	4 6
									175 A	San Jose St.	5 3
									183 H	Air Force	4 3
									183 H	Air Force	9 3
									183 H	Air Force	5 1
									192 H	Purdue	18 3
									192 H	Purdue	8 7
									192 H	Purdue	11 2
									192 H	Purdue	6 5
			LAST 10 GAMES						195 A	Cal St. Northridge	12 0
			65 A	UC Irvine	4 3	104 A	Nevada	0 8	233 A	St. Mary's (CA)	16 6
			65 A	UC Irvine	0 3	104 A	Nevada	2 4	233 A	St. Mary's (CA)	7 4
			65 A	UC Irvine	3 1	105 H	UC Riverside	4 3	233 A	St. Mary's (CA)	0 2
			105 H	UC Riverside	6 5	183 H	Air Force	4 3			
			104 A	Nevada	4 11	183 H	Air Force	9 3			

Non-Div. I Games:

San Diego St.

Average RPI Win: 110		WON-LOST	WINNING	LAST 10	STRENGTH OF		OPP. STRENGTH	TEAM	ADJ	CONF.	ADJ CONF.
Average RPI Loss: 89		RECORD	PCT. RANK	GAMES	SCHEDULE		OF SCHEDULE	RPI	RPI	RPI	RPI
DIV. I ONLY		25-17-0	.59524	87	4-6-0		58	33	45	.55035	44
DIV. I NON-CONF.		13-8-0	.61905	77	1-1-0		119	108	87	.52487	87
TOTALS		RPI 1-25	RPI 26-50		W-L RECORDS		RPI 51-100		RPI 101-150		RPI 150+
25-17-0		3-3-0	5-6-0		OVERALL		4-1-0		3-1-0		10-6-0
15-9-0		3-3-0	2-2-0		HOME		2-0-0		3-1-0		5-3-0
9-8-0		0-0-0	3-4-0		AWAY		1-1-0		0-0-0		5-3-0
1-0-0		0-0-0	0-0-0		NEUTRAL		1-0-0		0-0-0		0-0-0
13-8-0		0-0-0	1-1-0		NON-CONFERENCE		4-1-0		3-1-0		5-5-0
11-4-0		0-0-0	1-0-0		HOME		2-0-0		3-1-0		5-3-0
1-4-0		0-0-0	0-0-		AWAY		1-1-0		0-0-0		0-2-0
1-0-0		0-0-0	0-0-0		NEUTRAL		1-0-0		0-0-0		0-0-0
12-9-0		3-3-0	4-5-0		CONFERENCE		0-0-0		0-0-0		5-1-0
4-5-0		3-3-0	1-2-0		HOME		0-0-0		0-0-0		0-0-0
8-4-0		0-0-0	3-3-0		AWAY		0-0-0		0-0-0		5-1-0
0-0-0		0-0-0	0-0-0		NEUTRAL		0-0-0		0-0-0		0-0-0
RPI S	Opponent	Score	RPI S	Opponent	Score	RPI S	Opponent	Score	RPI S	Opponent	Score
2 H	Florida St.	3 4	27 A	Georgia Tech	12 8	71 N	East Carolina	5 4	109 H	Towson	4 5
2 H	Florida St.	1 7	27 A	Georgia Tech	9 2	83 A	Elon	3 2	119 H	Radford	5 4
2 H	Florida St.	5 2	27 A	Georgia Tech	1 5	93 A	Davidson	6 7	120 H	Missouri	1 0
19 H	Maryland	5 2	31 H	Clemson	6 16	93 H	Davidson	4 3	131 H	Stony Brook	4 3
19 H	Maryland	6 4	31 H	Clemson	4 3	94 H	VMI	9 3	157 H	Saint Louis	3 2
19 H	Maryland	3 11	31 H	Clemson	4 7				161 A	Boston College	1 2
			41 A	High Point	1 5				161 A	Boston College	6 2
			41 H	High Point	10 6				161 A	Boston College	8 0
			47 A	North Carolina	0 9				165 H	Marshall	4 3
			47 A	North Carolina	3 4				165 H	Marshall	1 4
			47 A	North Carolina	6 5				167 A	UNC Greensboro	10 11
									167 H	UNC Greensboro	2 4
									178 H	Appalachian St.	4 2
									181 A	Notre Dame	1 0
									181 A	Notre Dame	7 5
									181 A	Notre Dame	10 2
									197 A	Coastal Caro.	3 7
									201 H	Georgetown	3 2
									207 H	Cincinnati	0 5
									259 H	Saint Peter's	8 2
LAST 10 GAMES											
			2 H	Florida St.	5 2	47 A	North Carolina	3 4			
			2 H	Florida St.	3 4	47 A	North Carolina	0 9			
			2 H	Florida St.	1 7	167 H	UNC Greensboro	2 4			
			178 H	Appalachian St.	4 2	19 H	Maryland	3 11			
			47 A	North Carolina	6 5	19 H	Maryland	5 2			

Non-Div. I Games:

Wake Forest

Average RPI Win:		117	WON-LOST		WINNING		LAST 10		STRENGTH OF		OPP. STRENGTH		TEAM	ADJ		CONF.	ADJ CONF.
Average RPI Loss:		81	RECORD		PCT. RANK		GAMES		SCHEDULE		OF SCHEDULE		RPI	RPI		RPI	RPI
DIV. I ONLY			24-15-0		.61538 67		8-2-0		69		52		43	.55022 45		9	9
DIV. I NON-CONF.			11-10-0		.52381 132		2-0-0		11		99		48	.54421 52		9	9
TOTALS		RPI 1-25		RPI 26-50		W-L RECORDS		RPI 51-100		RPI 101-150		RPI 150+					
24-15-0		0-1-0		1-3-0		OVERALL		11-7-0		6-3-0		6-1-0					
16-6-0		0-0-0		1-3-0		HOME		8-1-0		4-2-0		3-0-0					
8-9-0		0-1-0		0-0-0		AWAY		3-6-0		2-1-0		3-1-0					
0-0-0		0-0-0		0-0-0		NEUTRAL		0-0-0		0-0-0		0-0-0					
11-10-0		0-1-0		1-3-0		NON-CONFERENCE		8-4-0		1-2-0		1-0-0					
8-5-0		0-0-0		1-3-0		HOME		6-0-0		1-2-0		0-0-0					
3-5-0		0-1-0		0-0-		AWAY		2-4-0		0-0-0		1-0-0					
0-0-0		0-0-0		0-0-0		NEUTRAL		0-0-0		0-0-0		0-0-0					
13-5-0		0-0-0		0-0-0		CONFERENCE		3-3-0		5-1-0		5-1-0					
8-1-0		0-0-0		0-0-0		HOME		2-1-0		3-0-0		3-0-0					
5-4-0		0-0-0		0-0-0		AWAY		1-2-0		2-1-0		2-1-0					
0-0-0		0-0-0		0-0-0		NEUTRAL		0-0-0		0-0-0		0-0-0					
RPI	S	Opponent		Score		RPI	S	Opponent		Score		RPI	S	Opponent		Score	
9	A	Ole Miss		3	4	32	H	Illinois St.		3	4	69	A	Memphis		6	4
						32	H	Illinois St.		14	8	69	H	Memphis		10	7
						32	H	Illinois St.		2	3	73	A	Western Ky.		6	9
						32	H	Illinois St.		7	9	73	A	Western Ky.		7	5
												73	A	Western Ky.		6	8
												86	A	Southeast Mo. St.		0	7
												86	H	Southeast Mo. St.		8	3
												88	H	Miami (OH)		18	8
												88	H	Miami (OH)		3	0
												88	H	Miami (OH)		13	3
												89	A	UAB		0	5
												89	A	UAB		1	3
												89	A	UAB		5	3
												92	H	Texas St.		4	1
												92	H	Texas St.		3	4
												92	H	Texas St.		5	4
												96	A	Missouri St.		4	5
												97	H	Central Ark.		3	0
LAST 10 GAMES																	
						150	H	La.-Monroe		10	9	125	A	South Ala.		7	6
						150	H	La.-Monroe		11	7	125	A	South Ala.		0	5
						150	H	La.-Monroe		8	4	97	H	Central Ark.		3	0
						69	A	Memphis		6	4	73	A	Western Ky.		7	5
						125	A	South Ala.		3	2	73	A	Western Ky.		6	9

Non-Div. I Games: Ark.-Monticello 0 2

Arkansas St.



Average RPI Win: 113		WON-LOST RECORD	WINNING PCT. RANK	LAST 10 GAMES	STRENGTH OF SCHEDULE	OPP. STRENGTH OF SCHEDULE	TEAM RPI	ADJ RPI	CONF. RPI	ADJ CONF. RPI											
Average RPI Loss: 49																					
DIV. I ONLY		21-18-1	.5375	126	4-6-0	11	16	46	.54811	46	1	1									
DIV. I NON-CONF.		14-8-0	.63636	60	1-1-0	54	57	54	.54301	54	1	1									
<hr/>																					
TOTALS		RPI 1-25		RPI 26-50		W-L RECORDS		RPI 51-100		RPI 101-150		RPI 150+									
21-18-1		0-7-1		5-5-0		OVERALL		6-1-0		3-4-0		7-1-0									
18-9-0		0-0-0		4-4-0		HOME		6-1-0		1-3-0		7-1-0									
3-9-1		0-7-1		1-1-0		AWAY		0-0-0		2-1-0		0-0-0									
0-0-0		0-0-0		0-0-0		NEUTRAL		0-0-0		0-0-0		0-0-0									
14-8-0		0-2-0		2-2-0		NON-CONFERENCE		4-0-0		1-3-0		7-1-0									
13-5-0		0-0-0		1-1-0		HOME		4-0-0		1-3-0		7-1-0									
1-3-0		0-2-0		1-0-		AWAY		0-0-0		0-0-0		0-0-0									
0-0-0		0-0-0		0-0-0		NEUTRAL		0-0-0		0-0-0		0-0-0									
7-10-1		0-5-1		3-3-0		CONFERENCE		2-1-0		2-1-0		0-0-0									
5-4-0		0-0-0		3-3-0		HOME		2-1-0		0-0-0		0-0-0									
2-6-1		0-5-1		0-0-0		AWAY		0-0-0		2-1-0		0-0-0									
0-0-0		0-0-0		0-0-0		NEUTRAL		0-0-0		0-0-0		0-0-0									
RPI	S	Opponent		Score		RPI	S	Opponent		Score		RPI	S	Opponent		Score					
1	A	Florida		2 3		26	H	Tennessee		7 4		60	H	Western Caro.		6 2					
1	A	Florida		1 8		26	H	Tennessee		4 1		64	H	Texas A&M		3 2					
1	A	Florida		3 10		26	H	Tennessee		3 5		64	H	Texas A&M		6 1					
2	A	Florida St.		3 8		27	A	Georgia Tech		1 4		64	H	Texas A&M		5 9					
2	A	Florida St.		4 10		27	H	Georgia Tech		1 0		73	H	Western Ky.		26 7					
13	A	LSU		2 2		31	A	Clemson		6 2		73	H	Western Ky.		8 6					
13	A	LSU		0 4		31	H	Clemson		4 16		98	H	Buffalo		11 10					
13	A	LSU		1 2		40	H	Mississippi St.		1 4											
						40	H	Mississippi St.		7 1											
						40	H	Mississippi St.		1 6											
																122	H	Kennesaw St.		7 10	
																168	H	Georgia St.		2 3	
																171	H	North Florida		4 3	
																180	H	Furman		6 4	
																205	H	Binghamton		6 2	
																205	H	Binghamton		4 3	
																205	H	Binghamton		9 2	
																237	H	Presbyterian		11 0	
																239	H	Charleston So.		14 5	

Non-Div. I Games:

Georgia

Average RPI Win: 115		WON-LOST	WINNING	LAST 10	STRENGTH OF		OPP. STRENGTH	TEAM	ADJ	CONF.	ADJ CONF.
Average RPI Loss: 84		RECORD	PCT. RANK	GAMES	SCHEDULE		OF SCHEDULE	RPI	RPI	RPI	RPI
DIV. I ONLY		23-17-0	.575	98	6-4-0		34	61	47	.54757	47
DIV. I NON-CONF.		13-6-0	.68421	40	2-1-0		67	200	56	.54256	56
TOTALS		RPI 1-25	RPI 26-50		W-L RECORDS		RPI 51-100		RPI 101-150		RPI 150+
23-17-0		3-3-0	3-4-0		OVERALL		4-5-0		4-2-0		9-3-0
17-8-0		0-0-0	3-4-0		HOME		3-0-0		4-2-0		7-2-0
6-9-0		3-3-0	0-0-0		AWAY		1-5-0		0-0-0		2-1-0
0-0-0		0-0-0	0-0-0		NEUTRAL		0-0-0		0-0-0		0-0-0
13-6-0		0-0-0	0-1-0		NON-CONFERENCE		4-2-0		2-1-0		7-2-0
12-4-0		0-0-0	0-1-0		HOME		3-0-0		2-1-0		7-2-0
1-2-0		0-0-0	0-0-		AWAY		1-2-0		0-0-0		0-0-0
0-0-0		0-0-0	0-0-0		NEUTRAL		0-0-0		0-0-0		0-0-0
10-11-0		3-3-0	3-3-0		CONFERENCE		0-3-0		2-1-0		2-1-0
5-4-0		0-0-0	3-3-0		HOME		0-0-0		2-1-0		0-0-0
5-7-0		3-3-0	0-0-0		AWAY		0-3-0		0-0-0		2-1-0
0-0-0		0-0-0	0-0-0		NEUTRAL		0-0-0		0-0-0		0-0-0
RPI S	Opponent	Score	RPI S	Opponent	Score	RPI S	Opponent	Score	RPI S	Opponent	Score
6 A	Virginia	1 3	27 H	Georgia Tech	5 6	83 H	Elon	5 4	101 H	Xavier	1 2
6 A	Virginia	2 3	27 H	Georgia Tech	1 9	90 A	Duke	2 3	101 H	Xavier	2 1
6 A	Virginia	4 2	27 H	Georgia Tech	3 2	90 A	Duke	4 6	101 H	Xavier	3 2
19 A	Maryland	2 3	33 H	West Virginia	1 5	90 A	Duke	8 9	116 H	Pittsburgh	9 5
19 A	Maryland	7 0	44 H	Wake Forest	5 6	93 H	Davidson	10 3	116 H	Pittsburgh	4 6
19 A	Maryland	9 4	44 H	Wake Forest	4 3	99 A	Col. of Charleston	4 7	116 H	Pittsburgh	2 1
			44 H	Wake Forest	9 0	99 A	Col. of Charleston	1 3	161 A	Boston College	12 2
						99 A	Col. of Charleston	12 3	161 A	Boston College	9 10
						100 H	UNC Wilmington	9 4	161 A	Boston College	7 0
									171 H	North Florida	8 5
									171 H	North Florida	3 0
									171 H	North Florida	5 1
									177 H	George Mason	13 3
									178 H	Appalachian St.	12 1
									197 H	Coastal Caro.	2 3
									218 H	Winthrop	1 3
									234 H	Gardner-Webb	7 1
									261 H	N.C. A&T	10 0
			LAST 10 GAMES								
			6 A	Virginia	4 2	44 H	Wake Forest	4 3			
			6 A	Virginia	1 3	44 H	Wake Forest	9 0			
			6 A	Virginia	2 3	197 H	Coastal Caro.	2 3			
			83 H	Elon	5 4	261 H	N.C. A&T	10 0			
			44 H	Wake Forest	5 6	161 A	Boston College	12 2			

Non-Div. I Games:

North Carolina

Average RPI Win:		99	WON-LOST RECORD		WINNING PCT. RANK		LAST 10 GAMES		STRENGTH OF SCHEDULE		OPP. STRENGTH OF SCHEDULE		TEAM RPI		ADJ RPI		CONF. RPI		ADJ CONF. RPI	
Average RPI Loss:		78	18-16-0		.52941 130		4-6-0		30		56		48		.54749 48		6		6	
DIV. I ONLY			13-9-0		.59091 90		1-0-0		86		24		47		.54794 47		6		6	
DIV. I NON-CONF.																				
TOTALS		RPI 1-25		RPI 26-50		W-L RECORDS		RPI 51-100		RPI 101-150		RPI 150+								
18-16-0		3-3-0		2-2-0		OVERALL		5-7-0		4-2-0		4-2-0								
12-5-0		0-0-0		1-0-0		HOME		3-1-0		4-2-0		4-2-0								
6-11-0		3-3-0		1-2-0		AWAY		2-6-0		0-0-0		0-0-0								
0-0-0		0-0-0		0-0-0		NEUTRAL		0-0-0		0-0-0		0-0-0								
13-9-0		3-0-0		1-0-0		NON-CONFERENCE		3-6-0		4-2-0		2-1-0								
8-3-0		0-0-0		1-0-0		HOME		1-0-0		4-2-0		2-1-0								
5-6-0		3-0-0		0-0-		AWAY		2-6-0		0-0-0		0-0-0								
0-0-0		0-0-0		0-0-0		NEUTRAL		0-0-0		0-0-0		0-0-0								
5-7-0		0-3-0		1-2-0		CONFERENCE		2-1-0		0-0-0		2-1-0								
4-2-0		0-0-0		0-0-0		HOME		2-1-0		0-0-0		2-1-0								
1-5-0		0-3-0		1-2-0		AWAY		0-0-0		0-0-0		0-0-0								
0-0-0		0-0-0		0-0-0		NEUTRAL		0-0-0		0-0-0		0-0-0								
RPI	S	Opponent		Score		RPI	S	Opponent		Score		RPI	S	Opponent		Score				
10	A	Cal Poly		3	4	37	A	UC Santa Barbara		11	9	66	A	Wichita St.		2	4			
10	A	Cal Poly		0	8	37	A	UC Santa Barbara		1	2	66	A	Wichita St.		2	3			
10	A	Cal Poly		0	3	37	A	UC Santa Barbara		2	3	66	A	Wichita St.		5	1			
22	A	Oregon		3	2	38	H	UNLV		2	1	68	A	Southern California		1	6			
22	A	Oregon		9	2							72	H	Long Beach St.		5	1			
22	A	Oregon		5	4							72	H	Long Beach St.		6	5			
												72	H	Long Beach St.		2	3			
												76	A	San Diego		3	5			
												80	A	Baylor		11	0			
												80	A	Baylor		4	5			
												80	A	Baylor		0	1			
												91	H	UCLA		4	3			
														233 H St. Mary's (CA)		6	5			
														233 H St. Mary's (CA)		0	6			
														233 H St. Mary's (CA)		4	2			
LAST 10 GAMES																				
10	A	Cal Poly		0	3	37	A	UC Santa Barbara		11	9									
10	A	Cal Poly		3	4	91	H	UCLA		4	3									
10	A	Cal Poly		0	8	176	H	UC Davis		9	1									
37	A	UC Santa Barbara		1	2	176	H	UC Davis		7	1									
37	A	UC Santa Barbara		2	3	176	H	UC Davis		1	3									

Non-Div. I Games:

Cal St. Fullerton

**Non-Div. I Games:**

Columbia



Average RPI Win: 128		WON-LOST	WINNING	LAST 10	STRENGTH OF	OPP. STRENGTH	TEAM	ADJ	CONF.	ADJ CONF.							
Average RPI Loss: 46		RECORD	PCT. RANK	GAMES	SCHEDULE	OF SCHEDULE	RPI	RPI	RPI	RPI							
DIV. I ONLY		25-16-0	.60976	73	6-4-0	78	3	51	.54502	51	1	1					
DIV. I NON-CONF.		16-7-0	.69565	34	2-1-0	295	33	187	.4806	186	1	1					
<hr/>																	
TOTALS		RPI 1-25		RPI 26-50		W-L RECORDS		RPI 51-100		RPI 101-150		RPI 150+					
25-16-0		8-7-0		2-3-0		OVERALL		1-3-0		1-3-0		13-0-0					
20-7-0		6-3-0		1-1-0		HOME		1-1-0		1-2-0		11-0-0					
3-8-0		2-4-0		1-2-0		AWAY		0-2-0		0-0-0		0-0-0					
2-1-0		0-0-0		0-0-0		NEUTRAL		0-0-0		0-1-0		2-0-0					
<hr/>																	
16-7-0		0-0-0		1-1-0		NON-CONFERENCE		1-3-0		1-3-0		13-0-0					
14-4-0		0-0-0		1-1-0		HOME		1-1-0		1-2-0		11-0-0					
0-2-0		0-0-0		0-0-		AWAY		0-2-0		0-0-0		0-0-0					
2-1-0		0-0-0		0-0-0		NEUTRAL		0-0-0		0-1-0		2-0-0					
<hr/>																	
9-9-0		8-7-0		1-2-0		CONFERENCE		0-0-0		0-0-0		0-0-0					
6-3-0		6-3-0		0-0-0		HOME		0-0-0		0-0-0		0-0-0					
3-6-0		2-4-0		1-2-0		AWAY		0-0-0		0-0-0		0-0-0					
0-0-0		0-0-0		0-0-0		NEUTRAL		0-0-0		0-0-0		0-0-0					
<hr/>																	
RPI	S	Opponent		Score		RPI	S	Opponent		Score		RPI	S	Opponent		Score	
1	A	Florida		1	2	38	H	UNLV		7	10	54	H	Nebraska		4	3
1	A	Florida		0	1	38	H	UNLV		9	2	54	H	Nebraska		4	6
1	A	Florida		9	3	40	A	Mississippi St.		1	5	63	A	California		1	2
5	H	South Carolina		4	1	40	A	Mississippi St.		4	0	63	A	California		3	4
5	H	South Carolina		7	0	40	A	Mississippi St.		1	5						
5	H	South Carolina		1	2												
13	A	LSU		4	5												
13	A	LSU		10	4												
13	A	LSU		3	5												
16	H	Vanderbilt		1	2												
16	H	Vanderbilt		3	1												
16	H	Vanderbilt		6	2												
17	H	Alabama		1	0												
17	H	Alabama		9	17												
17	H	Alabama		2	1												
<hr/>																	
LAST 10 GAMES																	
16 H Vanderbilt						3	1	13 A LSU						4	5		
16 H Vanderbilt						1	2	13 A LSU						3	5		
16 H Vanderbilt						6	2	38 H UNLV						9	2		
152 H Stephen F. Austin						7	2	38 H UNLV						7	10		
13 A LSU						10	4	5 H South Carolina						7	0		

Non-Div. I Games:

Arkansas

Average RPI Win:		153	WON-LOST RECORD		WINNING PCT. RANK		LAST 10 GAMES		STRENGTH OF SCHEDULE		OPP. STRENGTH OF SCHEDULE		TEAM RPI		ADJ RPI		CONF. RPI		ADJ CONF. RPI					
DIV. I ONLY			30-11-1		.72619		20		9-1-0		231		20		52		.54482		52		8		8	
DIV. I NON-CONF.			16-7-1		.6875		39		3-1-0		229		58		69		.53452		69		7		7	
TOTALS		RPI 1-25		RPI 26-50				W-L RECORDS				RPI 51-100				RPI 101-150				RPI 150+				
30-11-1		0-2-0		2-3-0				OVERALL				10-3-0				2-1-0				16-2-1				
17-5-1		0-0-0		1-2-0				HOME				6-1-0				2-1-0				8-1-1				
13-5-0		0-1-0		1-1-0				AWAY				4-2-0				0-0-0				8-1-0				
0-1-0		0-1-0		0-0-0				NEUTRAL				0-0-0				0-0-0				0-0-0				
16-7-1		0-2-0		1-1-0				NON-CONFERENCE				4-3-0				2-1-0				9-0-1				
11-2-1		0-0-0		0-0-0				HOME				3-1-0				2-1-0				6-0-1				
5-4-0		0-1-0		1-0-				AWAY				1-2-0				0-0-0				3-0-0				
0-1-0		0-1-0		0-0-0				NEUTRAL				0-0-0				0-0-0				0-0-0				
14-4-0		0-0-0		1-2-0				CONFERENCE				6-0-0				0-0-0				7-2-0				
6-3-0		0-0-0		1-2-0				HOME				3-0-0				0-0-0				2-1-0				
8-1-0		0-0-0		0-0-0				AWAY				3-0-0				0-0-0				5-1-0				
0-0-0		0-0-0		0-0-0				NEUTRAL				0-0-0				0-0-0				0-0-0				
RPI	S	Opponent		Score		RPI	S	Opponent		Score		RPI	S	Opponent		Score		RPI	S	Opponent		Score		
12	A	Texas Tech		3	9	36	A	Arizona St.		7	1	58	H	Kansas		10	4	145	H	Jacksonville St.		8	2	
12	N	Texas Tech		3	6	36	A	Arizona St.		5	8	58	H	Kansas		6	3	145	H	Jacksonville St.		5	3	
						38	H	UNLV		5	4	75	A	Fresno St.		6	2	145	H	Jacksonville St.		2	9	
						38	H	UNLV		2	8	75	A	Fresno St.		6	4	152	A	Stephen F. Austin		9	6	
						38	H	UNLV		2	3	75	A	Fresno St.		9	7	152	A	Stephen F. Austin		6	3	
												75	H	Fresno St.		5	4	175	A	San Jose St.		11	6	
												75	H	Fresno St.		4	1	175	A	San Jose St.		14	2	
												75	H	Fresno St.		11	6	175	A	San Jose St.		5	2	
												76	A	San Diego		3	2	175	H	San Jose St.		9	4	
												76	A	San Diego		4	6	175	H	San Jose St.		10	1	
												76	A	San Diego		2	17	175	H	San Jose St.		5	8	
												96	H	Missouri St.		7	0	183	A	Air Force		5	3	
												96	H	Missouri St.		1	6	183	A	Air Force		0	5	
																		183	A	Air Force		13	8	
																		220	H	Northern Ill.		3	3	
																		220	H	Northern Ill.		12	0	
																		260	A	New Mexico St.		14	4	
																		260	H	New Mexico St.		17	7	
																		299	H	Northern Colo.		8	1	
																		299	H	Northern Colo.		12	3	
																		299	H	Northern Colo.		17	1	
																		299	H	Northern Colo.		5	2	
LAST 10 GAMES																								
						175	A	San Jose St.		11	6	75	H	Fresno St.		5	4							
						175	A	San Jose St.		5	2	152	A	Stephen F. Austin		6	3							
						175	A	San Jose St.		14	2	152	A	Stephen F. Austin		9	6							
						75	H	Fresno St.		4	1	145	H	Jacksonville St.		2	9							
						75	H	Fresno St.		11	6	145	H	Jacksonville St.		8	2							

Non-Div. I Games:

New Mexico

Average RPI Win: 137		WON-LOST RECORD		WINNING PCT. RANK		LAST 10 GAMES		STRENGTH OF SCHEDULE		OPP. STRENGTH OF SCHEDULE		TEAM RPI		ADJ RPI		CONF. RPI		ADJ CONF. RPI	
DIV. I ONLY		29-11-0		.725 21		8-2-0		179		34		53		.54455 53		2		2	
DIV. I NON-CONF.		17-6-0		.73913 28		1-0-0		296		88		177		.48845 177		2		2	
TOTALS		RPI 1-25		RPI 26-50		W-L RECORDS		RPI 51-100		RPI 101-150		RPI 150+							
29-11-0		4-2-0		3-1-0		OVERALL		8-6-0		0-0-0		14-2-0							
18-8-0		4-2-0		0-0-0		HOME		5-4-0		0-0-0		9-2-0							
7-2-0		0-0-0		3-0-0		AWAY		3-2-0		0-0-0		1-0-0							
4-1-0		0-0-0		0-1-0		NEUTRAL		0-0-0		0-0-0		4-0-0							
17-6-0		0-0-0		0-1-0		NON-CONFERENCE		3-3-0		0-0-0		14-2-0							
11-5-0		0-0-0		0-0-0		HOME		2-3-0		0-0-0		9-2-0							
2-0-0		0-0-0		0-0-		AWAY		1-0-0		0-0-0		1-0-0							
4-1-0		0-0-0		0-1-0		NEUTRAL		0-0-0		0-0-0		4-0-0							
12-5-0		4-2-0		3-0-0		CONFERENCE		5-3-0		0-0-0		0-0-0							
7-3-0		4-2-0		0-0-0		HOME		3-1-0		0-0-0		0-0-0							
5-2-0		0-0-0		3-0-0		AWAY		2-2-0		0-0-0		0-0-0							
0-0-0		0-0-0		0-0-0		NEUTRAL		0-0-0		0-0-0		0-0-0							
RPI S	Opponent	Score		RPI S	Opponent	Score		RPI S	Opponent	Score		RPI S	Opponent	Score					
12 H	Texas Tech	6	16	33 A	West Virginia	6	0	58 H	Kansas	7	0	152 N	Stephen F. Austin	3	1				
12 H	Texas Tech	3	1	33 A	West Virginia	7	4	58 H	Kansas	5	3	153 H	UALR	7	6				
12 H	Texas Tech	8	3	33 A	West Virginia	9	2	58 H	Kansas	6	3	155 A	Texas-Arlington	4	3				
18 H	TCU	2	1	36 N	Arizona St.	1	6	66 H	Wichita St.	4	6	164 N	Gonzaga	2	0				
18 H	TCU	1	3					76 H	San Diego	6	10	221 H	Tex.-Pan American	7	6				
18 H	TCU	9	4					76 H	San Diego	0	7	221 H	Tex.-Pan American	1	3				
								76 H	San Diego	6	5	221 H	Tex.-Pan American	4	3				
								80 A	Baylor	4	1	243 H	Oakland	10	4				
								80 A	Baylor	1	4	243 H	Oakland	11	1				
								80 A	Baylor	1	4	243 H	Oakland	3	2				
								87 A	Oklahoma	3	1	243 H	Oakland	7	10				
								87 H	Oklahoma	9	12	266 H	Abilene Christian	15	7				
								96 A	Missouri St.	6	0	269 N	Incarnate Word	10	5				
								96 H	Missouri St.	3	2	288 N	Manhattan	10	7				
												297 H	Alcorn	17	4				
												297 H	Alcorn	16	1				
				LAST 10 GAMES															
				58 H	Kansas	6	3	33 A	West Virginia	9	2								
				58 H	Kansas	5	3	33 A	West Virginia	6	0								
				58 H	Kansas	7	0	153 H	UALR	7	6								
				87 H	Oklahoma	9	12	12 H	Texas Tech	8	3								
				33 A	West Virginia	7	4	12 H	Texas Tech	6	16								

Non-Div. I Games:

Oklahoma St.



Average RPI Win: 114		WON-LOST	WINNING	LAST 10	STRENGTH OF		OPP. STRENGTH	TEAM	ADJ		CONF.	ADJ CONF.			
Average RPI Loss: 123		RECORD	PCT. RANK	GAMES	SCHEDULE		OF SCHEDULE	RPI	RPI		RPI	RPI			
DIV. I ONLY		26-16-0	.61905	66	7-3-0		79	118	54	.54444	54	11	11		
DIV. I NON-CONF.		18-12-0	.6	85	3-1-0		59	102	53	.54405	53	10	10		
TOTALS		RPI 1-25	RPI 26-50		W-L RECORDS		RPI 51-100		RPI 101-150		RPI 150+				
26-16-0		2-1-0	1-2-0		OVERALL		8-4-0		10-2-0		5-7-0				
14-7-0		0-0-0	1-2-0		HOME		6-2-0		4-0-0		3-3-0				
8-6-0		0-0-0	0-0-0		AWAY		2-2-0		5-2-0		1-2-0				
4-3-0		2-1-0	0-0-0		NEUTRAL		0-0-0		1-0-0		1-2-0				
18-12-0		2-1-0	1-2-0		NON-CONFERENCE		5-4-0		6-0-0		4-5-0				
10-5-0		0-0-0	1-2-0		HOME		3-2-0		4-0-0		2-1-0				
4-4-0		0-0-0	0-0-		AWAY		2-2-0		1-0-0		1-2-0				
4-3-0		2-1-0	0-0-0		NEUTRAL		0-0-0		1-0-0		1-2-0				
8-4-0		0-0-0	0-0-0		CONFERENCE		3-0-0		4-2-0		1-2-0				
4-2-0		0-0-0	0-0-0		HOME		3-0-0		0-0-0		1-2-0				
4-2-0		0-0-0	0-0-0		AWAY		0-0-0		4-2-0		0-0-0				
0-0-0		0-0-0	0-0-0		NEUTRAL		0-0-0		0-0-0		0-0-0				
RPI S	Opponent	Score		RPI S	Opponent	Score		RPI S	Opponent	Score		RPI S	Opponent	Score	
15 N	Washington	13	3	38 H	UNLV	2	5	51 A	Arkansas	3	4	113 A	Iowa	4	8
23 N	Oregon St.	7	15	38 H	UNLV	5	3	51 A	Arkansas	6	4	113 A	Iowa	5	1
23 N	Oregon St.	9	2	38 H	UNLV	4	5	62 A	Kansas St.	6	12	113 A	Iowa	1	2
								62 H	Kansas St.	6	10	114 A	Creighton	4	2
								62 H	Kansas St.	14	5	114 H	Creighton	5	4
								65 H	UC Irvine	7	4	135 H	St. John's (NY)	14	7
								65 H	UC Irvine	6	7	135 H	St. John's (NY)	7	6
								65 H	UC Irvine	13	4	135 H	St. John's (NY)	12	4
								66 A	Wichita St.	7	3	138 A	Minnesota	8	6
								84 H	Ohio St.	3	2	138 A	Minnesota	5	2
								84 H	Ohio St.	4	3	138 A	Minnesota	3	2
								84 H	Ohio St.	2	1	142 N	Pacific	5	3
												156 N	Utah	3	4
												164 N	Gonzaga	3	5
												164 N	Gonzaga	7	4
												169 A	Citadel	3	6
												169 A	Citadel	8	12
												169 A	Citadel	4	0
												181 H	Omaha	17	6
												224 H	Northwestern	10	9
												224 H	Northwestern	2	3
												224 H	Northwestern	1	2
												299 H	Northern Colo.	10	2
												299 H	Northern Colo.	2	9
				LAST 10 GAMES											
				224 H	Northwestern	2	3	138 A	Minnesota	3	2				
				224 H	Northwestern	10	9	138 A	Minnesota	5	2				
				224 H	Northwestern	1	2	138 A	Minnesota	8	6				
				181 H	Omaha	17	6	62 H	Kansas St.	6	10				
				62 H	Kansas St.	14	5	114 A	Creighton	4	2				

Non-Div. I Games:

Nebraska

Average RPI Win: 140		WON-LOST RECORD	WINNING PCT. RANK	LAST 10 GAMES	STRENGTH OF SCHEDULE	OPP. STRENGTH OF SCHEDULE	TEAM RPI	ADJ RPI		CONF. RPI	ADJ CONF. RPI						
Average RPI Loss: 111																	
DIV. I ONLY		24-16-0	.6	78	7-3-0	80	84	55	.54429	55	12	12					
DIV. I NON-CONF.		15-10-0	.6	85	2-0-0	110	70	75	.53074	75	14	14					
<hr/>																	
TOTALS		RPI 1-25		RPI 26-50		W-L RECORDS		RPI 51-100		RPI 101-150		RPI 150+					
24-16-0		0-4-0		0-0-0		OVERALL		7-5-0		7-1-0		10-6-0					
15-7-0		0-0-0		0-0-0		HOME		5-3-0		4-0-0		6-4-0					
9-9-0		0-4-0		0-0-0		AWAY		2-2-0		3-1-0		4-2-0					
0-0-0		0-0-0		0-0-0		NEUTRAL		0-0-0		0-0-0		0-0-0					
15-10-0		0-4-0		0-0-0		NON-CONFERENCE		4-2-0		5-0-0		6-4-0					
11-5-0		0-0-0		0-0-0		HOME		3-2-0		4-0-0		4-3-0					
4-5-0		0-4-0		0-0-		AWAY		1-0-0		1-0-0		2-1-0					
0-0-0		0-0-0		0-0-0		NEUTRAL		0-0-0		0-0-0		0-0-0					
9-6-0		0-0-0		0-0-0		CONFERENCE		3-3-0		2-1-0		4-2-0					
4-2-0		0-0-0		0-0-0		HOME		2-1-0		0-0-0		2-1-0					
5-4-0		0-0-0		0-0-0		AWAY		1-2-0		2-1-0		2-1-0					
0-0-0		0-0-0		0-0-0		NEUTRAL		0-0-0		0-0-0		0-0-0					
RPI	S	Opponent		Score		RPI	S	Opponent		Score		RPI	S	Opponent		Score	
17	A	Alabama		1	12												
25	A	Louisville		2	18												
25	A	Louisville		2	4												
25	A	Louisville		10	20												

Non-Div. I Games:

Samford

Average RPI Win: 153		WON-LOST RECORD	WINNING PCT. RANK	LAST 10 GAMES	STRENGTH OF SCHEDULE	OPP. STRENGTH OF SCHEDULE	TEAM RPI	ADJ RPI		CONF. RPI	ADJ CONF. RPI						
Average RPI Loss: 91																	
DIV. I ONLY		25-12-0	.67568	36	4-6-0	130	65	56	.54299	56	10	10					
DIV. I NON-CONF.		14-2-0	.875	5	0-1-0	95	142	6	.60227	6	11	11					
<hr/>																	
TOTALS		RPI 1-25		RPI 26-50		W-L RECORDS		RPI 51-100		RPI 101-150		RPI 150+					
25-12-0		0-3-0		1-2-0		OVERALL		5-2-0		6-3-0		13-2-0					
16-8-0		0-3-0		1-2-0		HOME		4-0-0		4-2-0		7-1-0					
9-4-0		0-0-0		0-0-0		AWAY		1-2-0		2-1-0		6-1-0					
0-0-0		0-0-0		0-0-0		NEUTRAL		0-0-0		0-0-0		0-0-0					
14-2-0		0-0-0		0-0-0		NON-CONFERENCE		4-0-0		5-1-0		5-1-0					
11-1-0		0-0-0		0-0-0		HOME		4-0-0		3-0-0		4-1-0					
3-1-0		0-0-0		0-0-		AWAY		0-0-0		2-1-0		1-0-0					
0-0-0		0-0-0		0-0-0		NEUTRAL		0-0-0		0-0-0		0-0-0					
11-10-0		0-3-0		1-2-0		CONFERENCE		1-2-0		1-2-0		8-1-0					
5-7-0		0-3-0		1-2-0		HOME		0-0-0		1-2-0		3-0-0					
6-3-0		0-0-0		0-0-0		AWAY		1-2-0		0-0-0		5-1-0					
0-0-0		0-0-0		0-0-0		NEUTRAL		0-0-0		0-0-0		0-0-0					
RPI	S	Opponent		Score		RPI	S	Opponent		Score		RPI	S	Opponent		Score	
8	H	Rice		2 3		29	H	Old Dominion		1 2		67	H	Rutgers		7 6	
8	H	Rice		7 11		29	H	Old Dominion		1 0		67	H	Rutgers		13 1	
8	H	Rice		2 10		29	H	Old Dominion		2 4		67	H	Rutgers		5 0	
												67	H	Rutgers		5 4	
												89	A	UAB		0 1	
												89	A	UAB		0 1	
												89	A	UAB		2 0	

Non-Div. I Games: Fla. Memorial 23 1 Fla. Memorial 3 2

FIU

Average RPI Win:		125	WON-LOST RECORD		WINNING PCT. RANK		LAST 10 GAMES		STRENGTH OF SCHEDULE		OPP. STRENGTH OF SCHEDULE		TEAM RPI		ADJ RPI		CONF. RPI		ADJ CONF. RPI				
Average RPI Loss:		68																					
DIV. I ONLY			22-19-0		.53659		127		3-7-0		14		67		57		.54211		57				
DIV. I NON-CONF.			15-7-0		.68182		41		1-1-0		99		218		74		.53236		74				
TOTALS		RPI 1-25		RPI 26-50		W-L RECORDS		RPI 51-100		RPI 101-150		RPI 150+											
22-19-0		3-8-0		5-1-0		OVERALL		2-5-0		4-2-0		8-3-0											
16-10-0		1-2-0		3-0-0		HOME		2-3-0		2-2-0		8-3-0											
4-7-0		1-5-0		2-1-0		AWAY		0-1-0		1-0-0		0-0-0											
2-2-0		1-1-0		0-0-0		NEUTRAL		0-1-0		1-0-0		0-0-0											
15-7-0		1-0-0		3-0-0		NON-CONFERENCE		0-4-0		3-0-0		8-3-0											
12-5-0		0-0-0		3-0-0		HOME		0-2-0		1-0-0		8-3-0											
1-1-0		0-0-0		0-0-		AWAY		0-1-0		1-0-0		0-0-0											
2-1-0		1-0-0		0-0-0		NEUTRAL		0-1-0		1-0-0		0-0-0											
7-12-0		2-8-0		2-1-0		CONFERENCE		2-1-0		1-2-0		0-0-0											
4-5-0		1-2-0		0-0-0		HOME		2-1-0		1-2-0		0-0-0											
3-6-0		1-5-0		2-1-0		AWAY		0-0-0		0-0-0		0-0-0											
0-1-0		0-1-0		0-0-0		NEUTRAL		0-0-0		0-0-0		0-0-0											
RPI	S	Opponent		Score		RPI	S	Opponent		Score		RPI	S	Opponent		Score		RPI	S	Opponent		Score	
5	H	South Carolina		4	2	26	A	Tennessee		4	2	55	A	Samford		6	7	120	H	Missouri		7	3
5	H	South Carolina		2	3	26	A	Tennessee		3	2	55	H	Samford		1	8	120	H	Missouri		2	4
5	H	South Carolina		3	4	26	A	Tennessee		6	8	63	H	California		0	5	120	H	Missouri		3	4
9	A	Ole Miss		5	8	30	H	Mercer		4	1	64	H	Texas A&M		5	2	122	A	Kennesaw St.		6	1
9	A	Ole Miss		0	6	30	H	Mercer		9	5	64	H	Texas A&M		4	0	122	H	Kennesaw St.		10	5
9	A	Ole Miss		1	5	30	H	Mercer		6	5	64	H	Texas A&M		0	9	128	N	UConn		7	3
17	A	Alabama		3	4							84	N	Ohio St.		0	1	154	H	Troy		6	0
17	A	Alabama		1	4													173	H	Alabama St.		6	5
17	A	Alabama		2	1													173	H	Alabama St.		3	9
17	N	Alabama		3	4													200	H	East Tenn. St.		2	3
21	N	Indiana St.		4	0													237	H	Presbyterian		6	10
																		237	H	Presbyterian		3	0
																		237	H	Presbyterian		12	5
																		272	H	Alabama A&M		7	3
																		282	H	Ark.-Pine Bluff		2	1
																		298	H	Coppin St.		13	2
																		298	H	Coppin St.		10	0
LAST 10 GAMES																							
		5 H South Carolina		3	4			17 A Alabama		1	4												
		5 H South Carolina		2	3			17 A Alabama		2	1												
		5 H South Carolina		4	2			154 H Troy		6	0												
		55 A Samford		6	7			9 A Ole Miss		1	5												
		17 A Alabama		3	4			9 A Ole Miss		0	6												

Non-Div. I Games:

Auburn

Average RPI Win: 139		WON-LOST RECORD		WINNING PCT. RANK		LAST 10 GAMES		STRENGTH OF SCHEDULE		OPP. STRENGTH OF SCHEDULE		TEAM RPI		ADJ RPI		CONF. RPI		ADJ CONF. RPI					
DIV. I ONLY		23-19-0		.54762 115		2-8-0		71		63		58		.54074 58		2		2					
DIV. I NON-CONF.		17-10-0		.62963 70		1-3-0		221		96		90		.52371 90		2		2					
TOTALS		RPI 1-25		RPI 26-50		W-L RECORDS		RPI 51-100		RPI 101-150		RPI 150+											
23-19-0		3-3-0		1-2-0		OVERALL		4-9-0		5-2-0		10-3-0											
6-7-0		1-2-0		0-0-0		HOME		2-3-0		0-0-0		3-2-0											
6-11-0		2-1-0		1-2-0		AWAY		2-6-0		1-2-0		0-0-0											
11-1-0		0-0-0		0-0-0		NEUTRAL		0-0-0		4-0-0		7-1-0											
17-10-0		0-0-0		1-2-0		NON-CONFERENCE		1-3-0		5-2-0		10-3-0											
4-3-0		0-0-0		0-0-0		HOME		1-1-0		0-0-0		3-2-0											
2-6-0		0-0-0		1-0-		AWAY		0-2-0		1-2-0		0-0-0											
11-1-0		0-0-0		0-0-0		NEUTRAL		0-0-0		4-0-0		7-1-0											
6-9-0		3-3-0		0-0-0		CONFERENCE		3-6-0		0-0-0		0-0-0											
2-4-0		1-2-0		0-0-0		HOME		1-2-0		0-0-0		0-0-0											
4-5-0		2-1-0		0-0-0		AWAY		2-4-0		0-0-0		0-0-0											
0-0-0		0-0-0		0-0-0		NEUTRAL		0-0-0		0-0-0		0-0-0											
RPI	S	Opponent		Score		RPI	S	Opponent		Score		RPI	S	Opponent		Score		RPI	S	Opponent		Score	
7	A	Texas		3 2		28	A	Stanford		4 2		52	A	New Mexico		3 6		113	A	Iowa		7 12	
7	A	Texas		1 2		28	A	Stanford		0 1		52	A	New Mexico		4 10		113	A	Iowa		3 5	
7	A	Texas		6 1		28	A	Stanford		4 5		53	A	Oklahoma St.		3 5		114	A	Creighton		11 0	
18	H	TCU		2 5								53	A	Oklahoma St.		0 7		149	N	BYU		10 4	
18	H	TCU		1 3								53	A	Oklahoma St.		3 6		149	N	BYU		2 0	
18	H	TCU		5 1								62	A	Kansas St.		2 1		149	N	BYU		11 10	
												62	A	Kansas St.		6 3		149	N	BYU		10 1	
												62	A	Kansas St.		0 10		151	H	Grand Canyon		3 5	
												66	H	Wichita St.		4 2		151	H	Grand Canyon		7 1	
												82	H	Oral Roberts		7 8		186	N	Houston Baptist		11 5	
												87	H	Oklahoma		1 2		186	N	Houston Baptist		2 4	
												87	H	Oklahoma		1 2		186	N	Houston Baptist		14 1	
												87	H	Oklahoma		4 3		186	N	Houston Baptist		5 0	
																		198	H	Dartmouth		11 7	
																		198	H	Dartmouth		13 5	
																		198	H	Dartmouth		2 3	
																		224	N	Northwestern		14 10	
																		255	N	Milwaukee		9 8	
																		278	N	St. Bonaventure		9 4	
																		295	N	Mississippi Val.		11 1	
LAST 10 GAMES																							
53	A	Oklahoma St.		3 6		18	H	TCU		5 1		53	A	Oklahoma St.		3 5		18	H	TCU		1 3	
53	A	Oklahoma St.		3 5		53	A	Oklahoma St.		0 7		18	H	TCU		2 5		113	A	Iowa		7 12	
151	H	Grand Canyon		7 1		113	A	Iowa		7 12		151	H	Grand Canyon		3 5							
151	H	Grand Canyon		3 5																			

Non-Div. I Games:

Kansas

Average RPI Win:		167	WON-LOST RECORD		WINNING PCT. RANK		LAST 10 GAMES		STRENGTH OF SCHEDULE		OPP. STRENGTH OF SCHEDULE		TEAM RPI		ADJ RPI		CONF. RPI		ADJ CONF. RPI					
Average RPI Loss:		91																						
DIV. I ONLY			26-14-0		.65		47		7-3-0		147		66		59		.54027		59		15		15	
DIV. I NON-CONF.			14-6-0		.7		32		1-1-0		131		8		46		.5481		46		17		17	
TOTALS		RPI 1-25		RPI 26-50		W-L RECORDS		RPI 51-100		RPI 101-150		RPI 150+												
26-14-0		3-3-0		2-1-0		OVERALL		4-5-0		3-2-0		14-3-0												
15-6-0		0-2-0		2-1-0		HOME		1-1-0		2-2-0		10-0-0												
9-7-0		1-0-0		0-0-0		AWAY		3-4-0		1-0-0		4-3-0												
2-1-0		2-1-0		0-0-0		NEUTRAL		0-0-0		0-0-0		0-0-0												
14-6-0		3-3-0		2-1-0		NON-CONFERENCE		2-1-0		0-0-0		7-1-0												
10-4-0		0-2-0		2-1-0		HOME		1-1-0		0-0-0		7-0-0												
2-1-0		1-0-0		0-0-		AWAY		1-0-0		0-0-0		0-1-0												
2-1-0		2-1-0		0-0-0		NEUTRAL		0-0-0		0-0-0		0-0-0												
12-8-0		0-0-0		0-0-0		CONFERENCE		2-4-0		3-2-0		7-2-0												
5-2-0		0-0-0		0-0-0		HOME		0-0-0		2-2-0		3-0-0												
7-6-0		0-0-0		0-0-0		AWAY		2-4-0		1-0-0		4-2-0												
0-0-0		0-0-0		0-0-0		NEUTRAL		0-0-0		0-0-0		0-0-0												
RPI	S	Opponent		Score		RPI	S	Opponent		Score		RPI	S	Opponent		Score		RPI	S	Opponent		Score		
3	H	Houston		2	5	38	H	Dallas Baptist		1	5	64	A	Texas A&M		8	1	139	A	McNeese St.		18	6	
7	N	Texas		2	3	38	H	Dallas Baptist		4	1	80	H	Baylor		4	3	139	H	McNeese St.		3	1	
8	A	Rice		3	1	38	H	Dallas Baptist		12	2	81	H	UTSA		2	9	144	H	Northwestern St.		1	3	
8	H	Rice		5	8							82	A	Oral Roberts		4	7	144	H	Northwestern St.		9	4	
12	N	Texas Tech		10	6							82	A	Oral Roberts		2	1	144	H	Northwestern St.		1	12	
18	N	TCU		9	4							82	A	Oral Roberts		7	4	155	A	Texas-Arlington		6	7	
												97	A	Central Ark.		7	9	162	A	Lamar		9	8	
												97	A	Central Ark.		2	4	162	A	Lamar		3	13	
												97	A	Central Ark.		4	6	162	A	Lamar		5	6	
																		195	H	Cal St. Northridge		3	2	
																		195	H	Cal St. Northridge		2	1	
																		195	H	Cal St. Northridge		6	0	
																		249	A	New Orleans		7	2	
																		249	A	New Orleans		6	3	
																		249	A	New Orleans		14	4	
																		266	H	Abilene Christian		8	3	
																		266	H	Abilene Christian		7	0	
																		266	H	Abilene Christian		3	2	
																		299	H	Northern Colo.		5	0	
																		299	H	Northern Colo.		8	1	
																		299	H	Northern Colo.		5	3	
																		299	H	Northern Colo.		7	1	
LAST 10 GAMES																								
				162	A	Lamar	5	6	266	H	Abilene Christian	3	2											
				162	A	Lamar	3	13	266	H	Abilene Christian	8	3											
				162	A	Lamar	9	8	80	H	Baylor	4	3											
				3	H	Houston	2	5	82	A	Oral Roberts	7	4											
				266	H	Abilene Christian	7	0	82	A	Oral Roberts	2	1											

Non-Div. I Games:

Sam Houston St.

Average RPI Win:	189	WON-LOST RECORD	WINNING PCT. RANK	LAST 10 GAMES		STRENGTH OF SCHEDULE	OPP. STRENGTH OF SCHEDULE	TEAM RPI	ADJ RPI	CONF. RPI	ADJ CONF. RPI				
Average RPI Loss:	101														
DIV. I ONLY		26-12-0	.68421	33	7-3-0	195	130	60	.54014	60	12	12			
DIV. I NON-CONF.		15-9-0	.625	73	3-1-0	228	123	105	.51987	105	14	14			
<hr/>															
TOTALS	RPI 1-25		RPI 26-50		W-L RECORDS		RPI 51-100		RPI 101-150		RPI 150+				
26-12-0	0-0-0		2-5-0		OVERALL		2-2-0		2-1-0		20-4-0				
16-3-0	0-0-0		1-0-0		HOME		0-0-0		0-0-0		15-3-0				
10-7-0	0-0-0		1-5-0		AWAY		2-1-0		2-1-0		5-0-0				
0-2-0	0-0-0		0-0-0		NEUTRAL		0-1-0		0-0-0		0-1-0				
15-9-0	0-0-0		2-5-0		NON-CONFERENCE		0-1-0		2-1-0		11-2-0				
10-1-0	0-0-0		1-0-0		HOME		0-0-0		0-0-0		9-1-0				
5-6-0	0-0-0		1-0-		AWAY		0-0-0		2-1-0		2-0-0				
0-2-0	0-0-0		0-0-0		NEUTRAL		0-1-0		0-0-0		0-1-0				
11-3-0	0-0-0		0-0-0		CONFERENCE		2-1-0		0-0-0		9-2-0				
6-2-0	0-0-0		0-0-0		HOME		0-0-0		0-0-0		6-2-0				
5-1-0	0-0-0		0-0-0		AWAY		2-1-0		0-0-0		3-0-0				
0-0-0	0-0-0		0-0-0		NEUTRAL		0-0-0		0-0-0		0-0-0				
RPI	S	Opponent	Score	RPI	S	Opponent	Score	RPI	S	Opponent	Score				
				26	A	Tennessee	2 6	83	A	Elon	1 5	106	A	Washington St.	13 1
				27	A	Georgia Tech	5 7	83	A	Elon	9 7	106	A	Washington St.	8 6
				31	H	Clemson	18 10	83	A	Elon	6 5	122	A	Kennesaw St.	3 4
				40	A	Mississippi St.	1 6	98	N	Buffalo	4 5	167	A	UNC Greensboro	3 1
				40	A	Mississippi St.	3 2					167	A	UNC Greensboro	13 12
				40	A	Mississippi St.	2 7					167	A	UNC Greensboro	5 4
				46	A	Georgia	2 6					169	H	Citadel	5 4
												169	H	Citadel	8 2
												171	N	North Florida	2 4
												180	H	Furman	5 4
												180	H	Furman	6 9
												180	H	Furman	1 6
												200	H	East Tenn. St.	9 12
												218	A	Winthrop	9 6
												218	H	Winthrop	8 0
												219	H	Wofford	6 1
												219	H	Wofford	11 4
												219	H	Wofford	11 4
												237	H	Presbyterian	16 0
												242	H	La Salle	7 6
												242	H	La Salle	6 4
												242	H	La Salle	20 10
				LAST 10 GAMES											
				169	H	Citadel	8 2	180	H	Furman	6 9	279	A	UNC Asheville	9 3
				169	H	Citadel	5 4	180	H	Furman	5 4	279	H	UNC Asheville	4 1
				26	A	Tennessee	2 6	279	A	UNC Asheville	9 3	280	H	Rider	23 8
				218	A	Winthrop	9 6	237	H	Presbyterian	16 0	280	H	Rider	11 3
				180	H	Furman	1 6	167	A	UNC Greensboro	3 1	280	H	Rider	6 5

**Non-Div. I Games:**

Western Caro.

Average RPI Win: 148		WON-LOST	WINNING	LAST 10	STRENGTH OF		OPP. STRENGTH	TEAM	ADJ		CONF.	ADJ CONF.			
Average RPI Loss: 57		RECORD	PCT. RANK	GAMES	SCHEDULE		OF SCHEDULE	RPI	RPI		RPI	RPI			
DIV. I ONLY		21-17-0	.55263	108	4-6-0		60	53	61	.54004	61	3	3		
DIV. I NON-CONF.		14-3-0	.82353	17	0-1-0		129	148	22	.58259	22	4	4		
TOTALS		RPI 1-25	RPI 26-50		W-L RECORDS		RPI 51-100		RPI 101-150		RPI 150+				
21-17-0		0-9-0	2-1-0		OVERALL		5-4-0		3-1-0		11-2-0				
14-6-0		0-3-0	0-0-0		HOME		2-0-0		2-1-0		10-2-0				
7-10-0		0-6-0	2-1-0		AWAY		3-3-0		1-0-0		1-0-0				
0-1-0		0-0-0	0-0-0		NEUTRAL		0-1-0		0-0-0		0-0-0				
14-3-0		0-0-0	0-0-0		NON-CONFERENCE		4-2-0		3-1-0		7-0-0				
10-1-0		0-0-0	0-0-0		HOME		2-0-0		2-1-0		6-0-0				
4-1-0		0-0-0	0-0-0		AWAY		2-1-0		1-0-0		1-0-0				
0-1-0		0-0-0	0-0-0		NEUTRAL		0-1-0		0-0-0		0-0-0				
7-14-0		0-9-0	2-1-0		CONFERENCE		1-2-0		0-0-0		4-2-0				
4-5-0		0-3-0	0-0-0		HOME		0-0-0		0-0-0		4-2-0				
3-9-0		0-6-0	2-1-0		AWAY		1-2-0		0-0-0		0-0-0				
0-0-0		0-0-0	0-0-0		NEUTRAL		0-0-0		0-0-0		0-0-0				
RPI S	Opponent	Score		RPI S	Opponent	Score		RPI S	Opponent	Score		RPI S	Opponent	Score	
2 A	Florida St.	1	6	31 A	Clemson	1	6	71 A	East Carolina	0	7	102 A	Campbell	9	2
2 A	Florida St.	8	9	31 A	Clemson	7	1	71 H	East Carolina	3	2	112 H	Michigan	3	0
2 A	Florida St.	2	8	31 A	Clemson	9	4	83 A	Elon	12	7	134 H	Canisius	0	3
19 A	Maryland	0	10					90 A	Duke	10	11	134 H	Canisius	11	4
19 A	Maryland	4	7					90 A	Duke	0	2	161 H	Boston College	5	7
19 A	Maryland	2	5					90 A	Duke	6	2	161 H	Boston College	7	9
24 H	Miami (FL)	1	2					91 N	UCLA	0	2	161 H	Boston College	5	1
24 H	Miami (FL)	1	2					93 H	Davidson	7	5	178 H	Appalachian St.	7	0
24 H	Miami (FL)	5	12					100 A	UNC Wilmington	11	2	178 H	Appalachian St.	6	5
												178 H	Appalachian St.	3	1
												181 H	Notre Dame	5	3
												181 H	Notre Dame	1	0
												181 H	Notre Dame	7	0
												210 A	Stetson	6	1
												261 H	N.C. A&T	15	0
												261 H	N.C. A&T	17	4
												290 H	Youngstown St.	16	1
				LAST 10 GAMES											
				161 H	Boston College	7	9	90 A	Duke	0	2				
				161 H	Boston College	5	7	71 A	East Carolina	0	7				
				161 H	Boston College	5	1	31 A	Clemson	7	1				
				90 A	Duke	10	11	31 A	Clemson	9	4				
				90 A	Duke	6	2	31 A	Clemson	1	6				

Non-Div. I Games:

North Carolina St.



Average RPI Win: 142		WON-LOST RECORD		WINNING PCT. RANK		LAST 10 GAMES		STRENGTH OF SCHEDULE		OPP. STRENGTH OF SCHEDULE		TEAM RPI		ADJ RPI		CONF. RPI		ADJ CONF. RPI	
DIV. I ONLY		22-18-0		.55 113		4-6-0		67		82		62		.53977 62		2		2	
DIV. I NON-CONF.		18-10-0		.64286 58		2-1-0		113		151		37		.55424 37		2		2	
TOTALS		RPI 1-25		RPI 26-50		W-L RECORDS		RPI 51-100		RPI 101-150		RPI 150+							
22-18-0		0-6-0		0-0-0		OVERALL		8-6-0		5-2-0		9-4-0							
14-3-0		0-0-0		0-0-0		HOME		5-3-0		3-0-0		6-0-0							
5-13-0		0-6-0		0-0-0		AWAY		2-3-0		2-2-0		1-2-0							
3-2-0		0-0-0		0-0-0		NEUTRAL		1-0-0		0-0-0		2-2-0							
18-10-0		0-3-0		0-0-0		NON-CONFERENCE		4-1-0		5-2-0		9-4-0							
11-0-0		0-0-0		0-0-0		HOME		2-0-0		3-0-0		6-0-0							
4-8-0		0-3-0		0-0-		AWAY		1-1-0		2-2-0		1-2-0							
3-2-0		0-0-0		0-0-0		NEUTRAL		1-0-0		0-0-0		2-2-0							
4-8-0		0-3-0		0-0-0		CONFERENCE		4-5-0		0-0-0		0-0-0							
3-3-0		0-0-0		0-0-0		HOME		3-3-0		0-0-0		0-0-0							
1-5-0		0-3-0		0-0-0		AWAY		1-2-0		0-0-0		0-0-0							
0-0-0		0-0-0		0-0-0		NEUTRAL		0-0-0		0-0-0		0-0-0							
RPI	S	Opponent		Score		RPI	S	Opponent		Score		RPI	S	Opponent		Score			
10	A	Cal Poly		0	3					54	A	Nebraska	5	14	113	H	Iowa	12	8
10	A	Cal Poly		2	5					54	A	Nebraska	10	6	113	H	Iowa	5	2
10	A	Cal Poly		1	10					54	H	Nebraska	12	6	113	H	Iowa	3	2
12	A	Texas Tech		3	4					58	H	Kansas	3	6	114	A	Creighton	8	2
12	A	Texas Tech		4	7					58	H	Kansas	1	2	114	A	Creighton	8	5
12	A	Texas Tech		7	11					58	H	Kansas	10	0	114	A	Creighton	3	4
										66	H	Wichita St.	3	2	117	A	San Francisco	6	7
										80	H	Baylor	1	3	151	N	Grand Canyon	9	4
										80	H	Baylor	6	4	151	N	Grand Canyon	11	1
										80	H	Baylor	8	2	176	N	UC Davis	5	10
										87	A	Oklahoma	4	11	181	A	Omaha	5	6
										87	A	Oklahoma	2	11	181	H	Omaha	6	5
										87	A	Oklahoma	5	0	183	H	Air Force	17	2
										96	N	Missouri St.	8	3	183	H	Air Force	4	0
															233	A	St. Mary's (CA)	3	7
															233	A	St. Mary's (CA)	9	4
															256	N	Portland	2	5
															299	H	Northern Colo.	24	3
															299	H	Northern Colo.	10	0
															299	H	Northern Colo.	11	0
LAST 10 GAMES																			
						80	H	Baylor	1	3	12	A	Texas Tech	4	7				
						80	H	Baylor	6	4	12	A	Texas Tech	3	4				
						80	H	Baylor	8	2	54	A	Nebraska	10	6				
						54	A	Nebraska	5	14	66	H	Wichita St.	3	2				
						12	A	Texas Tech	7	11	58	H	Kansas	1	2				

Non-Div. I Games:

Kansas St.

Average RPI Win:	89	WON-LOST RECORD	WINNING PCT. RANK	LAST 10 GAMES	STRENGTH OF SCHEDULE	OPP. STRENGTH OF SCHEDULE	TEAM RPI	ADJ RPI	CONF. RPI	ADJ CONF. RPI				
DIV. I ONLY		16-19-0	.45714	176	3-7-0	6	23	63	.53877	63	4	4		
DIV. I NON-CONF.		11-8-0	.57895	104	0-0-0	1	22	9	.5991	9	3	3		
<hr/>														
TOTALS	RPI 1-25	RPI 26-50		W-L RECORDS		RPI 51-100		RPI 101-150		RPI 150+				
16-19-0	4-7-0	1-3-0		OVERALL		6-4-0		0-4-0		5-1-0				
8-10-0	3-4-0	0-1-0		HOME		2-3-0		0-1-0		3-1-0				
4-9-0	1-3-0	1-2-0		AWAY		2-1-0		0-3-0		0-0-0				
4-0-0	0-0-0	0-0-0		NEUTRAL		2-0-0		0-0-0		2-0-0				
11-8-0	3-5-0	0-0-0		NON-CONFERENCE		6-1-0		0-1-0		2-1-0				
4-4-0	2-2-0	0-0-0		HOME		2-0-0		0-1-0		0-1-0				
3-4-0	1-3-0	0-0-		AWAY		2-1-0		0-0-0		0-0-0				
4-0-0	0-0-0	0-0-0		NEUTRAL		2-0-0		0-0-0		2-0-0				
5-11-0	1-2-0	1-3-0		CONFERENCE		0-3-0		0-3-0		3-0-0				
4-6-0	1-2-0	0-1-0		HOME		0-3-0		0-0-0		3-0-0				
1-5-0	0-0-0	1-2-0		AWAY		0-0-0		0-3-0		0-0-0				
0-0-0	0-0-0	0-0-0		NEUTRAL		0-0-0		0-0-0		0-0-0				
RPI	S	Opponent	Score		RPI	S	Opponent	Score		RPI	S	Opponent	Score	
7	H	Texas	7	0	28	H	Stanford	1	11	51	H	Arkansas	2	1
7	H	Texas	2	6	36	A	Arizona St.	1	4	51	H	Arkansas	4	3
7	H	Texas	2	1	36	A	Arizona St.	5	3	57	A	Auburn	5	0
7	H	Texas	0	5	36	A	Arizona St.	2	3	75	A	Fresno St.	0	6
10	A	Cal Poly	1	4						76	A	San Diego	5	2
10	A	Cal Poly	8	3						80	N	Baylor	5	3
10	A	Cal Poly	8	16						80	N	Baylor	8	5
10	A	Cal Poly	4	8						91	H	UCLA	1	6
15	H	Washington	2	6						91	H	UCLA	2	3
15	H	Washington	3	4						91	H	UCLA	1	3
15	H	Washington	7	1										
					LAST 10 GAMES									
					15	H	Washington	7	1	36	A	Arizona St.	2	3
					15	H	Washington	2	6	106	A	Washington St.	5	6
					15	H	Washington	3	4	106	A	Washington St.	1	3
					36	A	Arizona St.	5	3	106	A	Washington St.	0	3
					36	A	Arizona St.	1	4	156	H	Utah	8	7

Non-Div. I Games:

California

Average RPI Win: 141		WON-LOST	WINNING	LAST 10	STRENGTH OF	OPP. STRENGTH	TEAM	ADJ	CONF.	ADJ CONF.				
Average RPI Loss: 56		RECORD	PCT. RANK	GAMES	SCHEDULE	OF SCHEDULE	RPI	RPI	RPI	RPI				
DIV. I ONLY		24-17-0	.58537	90	6-4-0	72	9	64	.53875	64	1	1		
DIV. I NON-CONF.		16-7-0	.69565	34	2-0-0	239	116	131	.50999	131	1	1		
<hr/>														
TOTALS		RPI 1-25	RPI 26-50		W-L RECORDS		RPI 51-100		RPI 101-150		RPI 150+			
24-17-0		6-7-0	2-2-0		OVERALL		1-6-0		2-1-0		13-1-0			
19-9-0		4-6-0	1-0-0		HOME		0-1-0		2-1-0		12-1-0			
5-8-0		2-1-0	1-2-0		AWAY		1-5-0		0-0-0		1-0-0			
0-0-0		0-0-0	0-0-0		NEUTRAL		0-0-0		0-0-0		0-0-0			
16-7-0		0-1-0	1-0-0		NON-CONFERENCE		0-4-0		2-1-0		13-1-0			
15-4-0		0-1-0	1-0-0		HOME		0-1-0		2-1-0		12-1-0			
1-3-0		0-0-0	0-0-		AWAY		0-3-0		0-0-0		1-0-0			
0-0-0		0-0-0	0-0-0		NEUTRAL		0-0-0		0-0-0		0-0-0			
8-10-0		6-6-0	1-2-0		CONFERENCE		1-2-0		0-0-0		0-0-0			
4-5-0		4-5-0	0-0-0		HOME		0-0-0		0-0-0		0-0-0			
4-5-0		2-1-0	1-2-0		AWAY		1-2-0		0-0-0		0-0-0			
0-0-0		0-0-0	0-0-0		NEUTRAL		0-0-0		0-0-0		0-0-0			
RPI	S	Opponent	Score		RPI	S	Opponent	Score		RPI	S	Opponent	Score	
1	H	Florida	3	5	46	A	Georgia	2	3	57	A	Auburn	0	4
1	H	Florida	5	4	46	A	Georgia	9	5	57	A	Auburn	2	5
1	H	Florida	4	3	46	A	Georgia	1	6	57	A	Auburn	9	0
3	H	Houston	8	10	49	H	Columbia	8	7	59	H	Sam Houston St.	1	8
11	H	Kentucky	14	2						75	A	Fresno St.	0	1
11	H	Kentucky	3	6						75	A	Fresno St.	5	6
11	H	Kentucky	4	11						75	A	Fresno St.	0	5
16	A	Vanderbilt	8	2										
16	A	Vanderbilt	5	8										
16	A	Vanderbilt	10	4										
17	H	Alabama	4	6										
17	H	Alabama	1	5										
17	H	Alabama	13	8										
					LAST 10 GAMES									
					11	H	Kentucky	14	2	16	A	Vanderbilt	5	8
					11	H	Kentucky	4	11	16	A	Vanderbilt	10	4
					11	H	Kentucky	3	6	294	H	Prairie View	8	2
					266	H	Abilene Christian	20	2	17	H	Alabama	13	8
					16	A	Vanderbilt	8	2	17	H	Alabama	4	6

Non-Div. I Games:

Texas A&amp;M

Average RPI Win: 145		WON-LOST	WINNING	LAST 10	STRENGTH OF		OPP. STRENGTH	TEAM	ADJ		CONF.	ADJ CONF.					
Average RPI Loss: 79		RECORD	PCT. RANK	GAMES	SCHEDULE		OF SCHEDULE	RPI	RPI		RPI	RPI					
DIV. I ONLY		25-14-0	.64103	53	6-4-0		118	49	65		.53722	65					
DIV. I NON-CONF.		16-13-0	.55172	116	1-4-0		84	90	103		.52018	103					
TOTALS		RPI 1-25	RPI 26-50		W-L RECORDS		RPI 51-100		RPI 101-150		RPI 150+						
25-14-0		0-0-0	2-4-0		OVERALL		7-6-0		3-3-0		13-1-0						
17-9-0		0-0-0	2-3-0		HOME		3-3-0		3-2-0		9-1-0						
8-5-0		0-0-0	0-1-0		AWAY		4-3-0		0-1-0		4-0-0						
0-0-0		0-0-0	0-0-0		NEUTRAL		0-0-0		0-0-0		0-0-0						
16-13-0		0-0-0	2-4-0		NON-CONFERENCE		3-6-0		1-2-0		10-1-0						
11-8-0		0-0-0	2-3-0		HOME		2-3-0		1-1-0		6-1-0						
5-5-0		0-0-0	0-0-		AWAY		1-3-0		0-1-0		4-0-0						
0-0-0		0-0-0	0-0-0		NEUTRAL		0-0-0		0-0-0		0-0-0						
9-1-0		0-0-0	0-0-0		CONFERENCE		4-0-0		2-1-0		3-0-0						
6-1-0		0-0-0	0-0-0		HOME		1-0-0		2-1-0		3-0-0						
3-0-0		0-0-0	0-0-0		AWAY		3-0-0		0-0-0		0-0-0						
0-0-0		0-0-0	0-0-0		NEUTRAL		0-0-0		0-0-0		0-0-0						
RPI	S	Opponent	Score		RPI	S	Opponent	Score		RPI	S	Opponent	Score				
			36	H	Arizona St.	5	2	54	A	Nebraska	7	6	105	H	UC Riverside	1	3
			42	A	Pepperdine	3	4	54	A	Nebraska	4	13	105	H	UC Riverside	4	2
			42	H	Pepperdine	0	6	54	A	Nebraska	4	7	105	H	UC Riverside	8	0
			43	H	San Diego St.	3	4	68	H	Southern California	6	4	111	H	Wright St.	1	3
			43	H	San Diego St.	1	3	72	H	Long Beach St.	7	2	148	A	Loyola Marymount	2	7
			43	H	San Diego St.	3	0	75	H	Fresno St.	1	0	148	H	Loyola Marymount	3	2
								75	H	Fresno St.	7	8	151	H	Grand Canyon	2	0
								75	H	Fresno St.	0	2	151	H	Grand Canyon	1	9
								76	H	San Diego	3	6	151	H	Grand Canyon	4	0
								85	A	Hawaii	7	1	164	H	Gonzaga	11	2
								85	A	Hawaii	15	8	164	H	Gonzaga	3	1
								85	A	Hawaii	3	2	164	H	Gonzaga	1	0
								91	A	UCLA	0	5	195	H	Cal St. Northridge	10	2
													195	H	Cal St. Northridge	5	4
													195	H	Cal St. Northridge	7	5
													253	A	Bakersfield	7	4
													253	H	Bakersfield	3	2
													256	A	Portland	5	1
													256	A	Portland	5	3
													256	A	Portland	6	2
LAST 10 GAMES																	
			43	H	San Diego St.	3	4	195	H	Cal St. Northridge	5	4					
			43	H	San Diego St.	3	0	195	H	Cal St. Northridge	7	5					
			43	H	San Diego St.	1	3	76	H	San Diego	3	6					
			148	A	Loyola Marymount	2	7	85	A	Hawaii	15	8					
			195	H	Cal St. Northridge	10	2	85	A	Hawaii	3	2					

Non-Div. I Games:

UC Irvine

Average RPI Win: 126		WON-LOST	WINNING	LAST 10	STRENGTH OF		OPP. STRENGTH	TEAM	ADJ		CONF.	ADJ CONF.
Average RPI Loss: 70		RECORD	PCT. RANK	GAMES	SCHEDULE		OF SCHEDULE	RPI	RPI		RPI	RPI
DIV. I ONLY		21-18-0	.53846	123	54		70	66	.53713		66	5
DIV. I NON-CONF.		15-12-0	.55556	114	73		31	66	.53645		66	5
TOTALS		RPI 1-25	RPI 26-50		W-L RECORDS		RPI 51-100		RPI 101-150		RPI 150+	
21-18-0		0-3-0	4-4-0		OVERALL		7-8-0		0-1-0		10-2-0	
15-5-0		0-0-0	2-1-0		HOME		5-3-0		0-0-0		8-1-0	
6-11-0		0-3-0	2-3-0		AWAY		2-5-0		0-0-0		2-0-0	
0-2-0		0-0-0	0-0-0		NEUTRAL		0-0-0		0-1-0		0-1-0	
15-12-0		0-0-0	4-4-0		NON-CONFERENCE		4-5-0		0-1-0		7-2-0	
10-4-0		0-0-0	2-1-0		HOME		3-2-0		0-0-0		5-1-0	
5-6-0		0-0-0	2-0-		AWAY		1-3-0		0-0-0		2-0-0	
0-2-0		0-0-0	0-0-0		NEUTRAL		0-0-0		0-1-0		0-1-0	
6-6-0		0-3-0	0-0-0		CONFERENCE		3-3-0		0-0-0		3-0-0	
5-1-0		0-0-0	0-0-0		HOME		2-1-0		0-0-0		3-0-0	
1-5-0		0-3-0	0-0-0		AWAY		1-2-0		0-0-0		0-0-0	
0-0-0		0-0-0	0-0-0		NEUTRAL		0-0-0		0-0-0		0-0-0	
RPI S	Opponent	Score	RPI S	Opponent	Score	RPI S	Opponent	Score	RPI S	Opponent	Score	
21 A	Indiana St.	2 3	36 A	Arizona St.	5 9	53 A	Oklahoma St.	6 4	128 N	UConn	1 2	
21 A	Indiana St.	4 5	36 A	Arizona St.	12 9	54 H	Nebraska	3 7	152 H	Stephen F. Austin	4 3	
21 A	Indiana St.	0 3	37 A	UC Santa Barbara	2 3	58 A	Kansas	2 4	152 H	Stephen F. Austin	6 0	
			37 A	UC Santa Barbara	16 5	62 A	Kansas St.	2 3	152 H	Stephen F. Austin	0 1	
			37 A	UC Santa Barbara	1 2	72 H	Long Beach St.	5 4	177 N	George Mason	4 5	
			48 H	Cal St. Fullerton	4 2	72 H	Long Beach St.	0 7	187 H	Southern Ill.	10 0	
			48 H	Cal St. Fullerton	3 2	77 A	Evansville	13 3	187 H	Southern Ill.	4 3	
			48 H	Cal St. Fullerton	1 5	77 A	Evansville	2 13	187 H	Southern Ill.	11 1	
						77 A	Evansville	1 5	197 A	Coastal Caro.	5 2	
						82 A	Oral Roberts	4 9	197 A	Coastal Caro.	10 0	
						82 H	Oral Roberts	6 5	213 H	SIU Edwardsville	7 3	
						96 H	Missouri St.	5 1	213 H	SIU Edwardsville	6 1	
						96 H	Missouri St.	5 0	213 H	SIU Edwardsville	21 2	
						96 H	Missouri St.	3 4				
						97 H	Central Ark.	9 6				
LAST 10 GAMES												
			187 H	Southern Ill.	11 1	77 A	Evansville	2 13				
			187 H	Southern Ill.	4 3	77 A	Evansville	1 5				
			187 H	Southern Ill.	10 0	82 A	Oral Roberts	4 9				
			82 H	Oral Roberts	6 5	62 A	Kansas St.	2 3				
			77 A	Evansville	13 3	21 A	Indiana St.	4 5				

Non-Div. I Games:

Wichita St.

Average RPI Win: 158		WON-LOST	WINNING	LAST 10	STRENGTH OF		OPP. STRENGTH	TEAM	ADJ		CONF.	ADJ CONF.
Average RPI Loss: 70		RECORD	PCT. RANK	GAMES	SCHEDULE		OF SCHEDULE	RPI	RPI		RPI	RPI
DIV. I ONLY		18-18-0	.5	141	7-3-0		52	71	67		.53702	67
DIV. I NON-CONF.		12-13-0	.48	160	4-2-0		103	82	96		.52202	96
TOTALS		RPI 1-25	RPI 26-50		W-L RECORDS		RPI 51-100		RPI 101-150		RPI 150+	
18-18-0		2-4-0	1-4-0		OVERALL		2-6-0		3-3-0		10-1-0	
10-4-0		1-2-0	0-1-0		HOME		0-0-0		2-1-0		7-0-0	
6-14-0		1-2-0	1-3-0		AWAY		1-6-0		1-2-0		2-1-0	
2-0-0		0-0-0	0-0-0		NEUTRAL		1-0-0		0-0-0		1-0-0	
12-13-0		0-0-0	1-4-0		NON-CONFERENCE		2-6-0		2-2-0		7-1-0	
6-2-0		0-0-0	0-1-0		HOME		0-0-0		2-1-0		4-0-0	
4-11-0		0-0-0	1-0-		AWAY		1-6-0		0-1-0		2-1-0	
2-0-0		0-0-0	0-0-0		NEUTRAL		1-0-0		0-0-0		1-0-0	
6-5-0		2-4-0	0-0-0		CONFERENCE		0-0-0		1-1-0		3-0-0	
4-2-0		1-2-0	0-0-0		HOME		0-0-0		0-0-0		3-0-0	
2-3-0		1-2-0	0-0-0		AWAY		0-0-0		1-1-0		0-0-0	
0-0-0		0-0-0	0-0-0		NEUTRAL		0-0-0		0-0-0		0-0-0	
RPI S	Opponent	Score	RPI S	Opponent	Score	RPI S	Opponent	Score	RPI S	Opponent	Score	
3 H	Houston	1 9	29 A	Old Dominion	3 12	56 A	FIU	6 7	107 A	Virginia Tech	3 6	
3 H	Houston	7 3	29 A	Old Dominion	4 2	56 A	FIU	0 5	128 A	UConn	7 5	
3 H	Houston	1 2	29 A	Old Dominion	6 12	56 A	FIU	1 13	128 A	UConn	4 11	
25 A	Louisville	8 9	35 A	VCU	6 7	56 A	FIU	4 5	141 H	Hartford	8 11	
25 A	Louisville	1 6	49 H	Columbia	2 13	87 A	Oklahoma	5 7	141 H	Hartford	4 1	
25 A	Louisville	11 2				87 A	Oklahoma	11 16	141 H	Hartford	4 3	
						87 A	Oklahoma	8 6	166 A	Jacksonville	10 2	
						98 N	Buffalo	6 3	166 A	Jacksonville	6 2	
									207 H	Cincinnati	3 1	
									207 H	Cincinnati	4 1	
									207 H	Cincinnati	5 4	
									231 H	Lafayette	7 1	
									231 N	Lafayette	5 1	
									237 H	Hofstra	13 5	
									247 H	Fordham	13 3	
									284 A	Iona	4 6	
									284 H	Iona	7 5	
			LAST 10 GAMES									
			207 H	Cincinnati	4 1	141 H	Hartford	4 1				
			207 H	Cincinnati	3 1	141 H	Hartford	4 3				
			207 H	Cincinnati	5 4	49 H	Columbia	2 13				
			231 H	Lafayette	7 1	247 H	Fordham	13 3				
			141 H	Hartford	8 11	3 H	Houston	1 2				

Non-Div. I Games:

Rutgers

Average RPI Win:	146	WON-LOST RECORD	WINNING PCT. RANK	LAST 10 GAMES	STRENGTH OF SCHEDULE	OPP. STRENGTH OF SCHEDULE	TEAM RPI	ADJ RPI	CONF. RPI	ADJ CONF. RPI					
DIV. I ONLY		20-17-0	.54054	119	6-4-0	33	60	68	.53655	68	4	4			
DIV. I NON-CONF.		11-7-0	.61111	80	0-1-0	36	207	60	.54011	60	3	3			
<hr/>															
TOTALS	RPI 1-25	RPI 26-50			W-L RECORDS		RPI 51-100		RPI 101-150		RPI 150+				
20-17-0	2-7-0	4-5-0			OVERALL		1-3-0		2-1-0		11-1-0				
15-9-0	1-5-0	1-1-0			HOME		1-1-0		1-1-0		11-1-0				
5-8-0	1-2-0	3-4-0			AWAY		0-2-0		1-0-0		0-0-0				
0-0-0	0-0-0	0-0-0			NEUTRAL		0-0-0		0-0-0		0-0-0				
11-7-0	1-2-0	1-2-0			NON-CONFERENCE		1-2-0		2-1-0		6-0-0				
10-4-0	1-2-0	1-1-0			HOME		1-0-0		1-1-0		6-0-0				
1-3-0	0-0-0	0-0-			AWAY		0-2-0		1-0-0		0-0-0				
0-0-0	0-0-0	0-0-0			NEUTRAL		0-0-0		0-0-0		0-0-0				
9-10-0	1-5-0	3-3-0			CONFERENCE		0-1-0		0-0-0		5-1-0				
5-5-0	0-3-0	0-0-0			HOME		0-1-0		0-0-0		5-1-0				
4-5-0	1-2-0	3-3-0			AWAY		0-0-0		0-0-0		0-0-0				
0-0-0	0-0-0	0-0-0			NEUTRAL		0-0-0		0-0-0		0-0-0				
<hr/>															
RPI S	Opponent	Score		RPI S	Opponent	Score		RPI S	Opponent	Score		RPI S	Opponent	Score	
3 H	Houston	1	6	28 A	Stanford	6	3	65 A	UC Irvine	4	6	131 H	Stony Brook	3	4
10 H	Cal Poly	1	5	28 A	Stanford	2	6	72 A	Long Beach St.	1	2	148 A	Loyola Marymount	4	2
10 H	Cal Poly	16	0	28 A	Stanford	4	3	72 H	Long Beach St.	4	3	148 H	Loyola Marymount	6	1
15 H	Washington	4	19	36 A	Arizona St.	8	7	91 H	UCLA	5	6	156 H	Utah	13	2
15 H	Washington	2	8	36 A	Arizona St.	3	5					156 H	Utah	3	2
15 H	Washington	3	8	36 A	Arizona St.	9	10					156 H	Utah	2	3
22 A	Oregon	2	7	42 A	Pepperdine	3	4					174 H	Arizona	5	4
22 A	Oregon	3	2	42 H	Pepperdine	4	10					174 H	Arizona	2	0
22 A	Oregon	2	7	48 H	Cal St. Fullerton	6	1					174 H	Arizona	1	0
												224 H	Northwestern	13	6
												224 H	Northwestern	2	1
												224 H	Northwestern	4	3
												289 H	North Dakota St.	4	3
												289 H	North Dakota St.	9	0
												289 H	North Dakota St.	5	3
<hr/>															
				LAST 10 GAMES											
				174 H Arizona				2	0	156 H Utah				2	3
				174 H Arizona				5	4	42 A Pepperdine				3	4
				174 H Arizona				1	0	36 A Arizona St.				8	7
				156 H Utah				13	2	36 A Arizona St.				9	10
				156 H Utah				3	2	36 A Arizona St.				3	5

**Non-Div. I Games:**

Southern California

Average RPI Win: 138		WON-LOST	WINNING	LAST 10	STRENGTH OF		OPP. STRENGTH	TEAM	ADJ	CONF.	ADJ CONF.
Average RPI Loss: 92		RECORD	PCT. RANK	GAMES	SCHEDULE		OF SCHEDULE	RPI	RPI	RPI	RPI
DIV. I ONLY		22-19-0	.53659	127	4-6-0		42	115	69	.53591	69
DIV. I NON-CONF.		18-11-0	.62069	76	3-3-0		83	173	57	.54252	57
TOTALS		RPI 1-25	RPI 26-50		W-L RECORDS		RPI 51-100		RPI 101-150		RPI 150+
22-19-0		3-5-0	2-4-0		OVERALL		6-3-0		1-1-0		10-6-0
14-8-0		0-1-0	1-3-0		HOME		4-2-0		0-0-0		9-2-0
8-10-0		3-4-0	1-1-0		AWAY		2-1-0		1-1-0		1-3-0
0-1-0		0-0-0	0-0-0		NEUTRAL		0-0-0		0-0-0		0-1-0
18-11-0		1-1-0	1-2-0		NON-CONFERENCE		6-3-0		1-1-0		9-4-0
12-4-0		0-1-0	0-1-0		HOME		4-2-0		0-0-0		8-0-0
6-6-0		1-0-0	1-0-		AWAY		2-1-0		1-1-0		1-3-0
0-1-0		0-0-0	0-0-0		NEUTRAL		0-0-0		0-0-0		0-1-0
4-8-0		2-4-0	1-2-0		CONFERENCE		0-0-0		0-0-0		1-2-0
2-4-0		0-0-0	1-2-0		HOME		0-0-0		0-0-0		1-2-0
2-4-0		2-4-0	0-0-0		AWAY		0-0-0		0-0-0		0-0-0
0-0-0		0-0-0	0-0-0		NEUTRAL		0-0-0		0-0-0		0-0-0
RPI S	Opponent	Score	RPI S	Opponent	Score	RPI S	Opponent	Score	RPI S	Opponent	Score
3 A	Houston	2 6	40 A	Mississippi St.	6 4	55 A	Samford	11 6	130 A	Middle Tenn.	5 6
3 A	Houston	3 6	45 A	Arkansas St.	7 10	55 A	Samford	2 3	130 A	Middle Tenn.	8 4
3 A	Houston	2 1	45 H	Arkansas St.	4 6	55 A	Samford	8 3	157 A	Saint Louis	5 7
9 A	Ole Miss	4 1	50 H	UCF	0 10	86 H	Southeast Mo. St.	8 4	157 A	Saint Louis	9 7
9 H	Ole Miss	1 9	50 H	UCF	8 9	86 H	Southeast Mo. St.	9 5	157 A	Saint Louis	4 6
25 A	Louisville	4 5	50 H	UCF	2 1	86 H	Southeast Mo. St.	3 2	194 H	Temple	3 4
25 A	Louisville	7 8				97 H	Central Ark.	2 4	194 H	Temple	1 3
25 A	Louisville	3 2				97 H	Central Ark.	2 1	194 H	Temple	13 7
						97 H	Central Ark.	4 8	199 A	Belmont	5 12
									199 H	Belmont	2 1
									203 H	Western Mich.	5 2
									203 H	Western Mich.	3 2
									203 H	Western Mich.	4 2
									206 N	Austin Peay	3 5
									262 H	Murray St.	12 8
									297 H	Alcorn	8 1
									297 H	Alcorn	6 4
									297 H	Alcorn	13 3
			LAST 10 GAMES								
			297 H	Alcorn	13 3	50 H	UCF	8 9			
			297 H	Alcorn	6 4	50 H	UCF	2 1			
			297 H	Alcorn	8 1	206 N	Austin Peay	3 5			
			45 H	Arkansas St.	4 6	9 H	Ole Miss	1 9			
			50 H	UCF	0 10	25 A	Louisville	7 8			

Non-Div. I Games:

Memphis



Average RPI Win:	150	WON-LOST	WINNING	LAST 10	STRENGTH OF	OPP. STRENGTH	TEAM	ADJ	CONF.	ADJ CONF.		
Average RPI Loss:	86	RECORD	PCT. RANK	GAMES	SCHEDULE	OF SCHEDULE	RPI	RPI	RPI	RPI		
DIV. I ONLY		24-17-0	.58537	90	7-3-0	104	58	70	.53535	70	10	10
DIV. I NON-CONF.		11-12-0	.47826	164	0-2-0	87	21	120	.51329	120	11	11
<hr/>												
TOTALS	RPI 1-25	RPI 26-50		W-L RECORDS		RPI 51-100		RPI 101-150		RPI 150+		
24-17-0	2-5-0	0-1-0		OVERALL		4-2-0		8-7-0		10-2-0		
12-7-0	1-3-0	0-0-0		HOME		2-1-0		3-2-0		6-1-0		
10-6-0	0-0-0	0-0-0		AWAY		2-1-0		5-4-0		3-1-0		
2-4-0	1-2-0	0-1-0		NEUTRAL		0-0-0		0-1-0		1-0-0		
11-12-0	2-5-0	0-1-0		NON-CONFERENCE		0-0-0		4-5-0		5-1-0		
5-5-0	1-3-0	0-0-0		HOME		0-0-0		1-1-0		3-1-0		
4-3-0	0-0-0	0-0-		AWAY		0-0-0		3-3-0		1-0-0		
2-4-0	1-2-0	0-1-0		NEUTRAL		0-0-0		0-1-0		1-0-0		
13-5-0	0-0-0	0-0-0		CONFERENCE		4-2-0		4-2-0		5-1-0		
7-2-0	0-0-0	0-0-0		HOME		2-1-0		2-1-0		3-0-0		
6-3-0	0-0-0	0-0-0		AWAY		2-1-0		2-1-0		2-1-0		
0-0-0	0-0-0	0-0-0		NEUTRAL		0-0-0		0-0-0		0-0-0		
RPI	S	Opponent	Score	RPI	S	Opponent	Score	RPI	S	Opponent	Score	
1	N	Florida	2 4	40	N	Mississippi St.	3 4	81	H	UTSA	6 2	
9	N	Ole Miss	5 3					120	A	Missouri	1 4	
13	N	LSU	5 13					81	H	UTSA	10 9	
14	H	La.-Lafayette	2 6					89	A	UAB	3 2	
14	H	La.-Lafayette	5 9					89	A	UAB	5 6	
14	H	La.-Lafayette	5 8					89	A	UAB	8 7	
17	H	Alabama	2 1					125	A	South Ala.	3 1	
								125	H	South Ala.	1 5	
								127	A	Fla. Atlantic	5 2	
								127	A	Fla. Atlantic	1 3	
								127	A	Fla. Atlantic	2 0	
								130	H	Middle Tenn.	1 13	
								130	H	Middle Tenn.	7 6	
								130	H	Middle Tenn.	7 0	
								139	A	McNeese St.	1 7	
								150	A	La.-Monroe	14 2	
								150	H	La.-Monroe	18 2	
								154	H	Troy	0 5	
								154	H	Troy	7 6	
								154	H	Troy	3 1	
								165	A	Marshall	9 5	
								165	A	Marshall	3 1	
								165	A	Marshall	3 5	
								232	H	Louisiana Tech	8 3	
								232	H	Louisiana Tech	2 0	
								232	H	Louisiana Tech	1 0	
								249	A	New Orleans	9 7	
								292	N	Chicago St.	11 8	
								297	H	Alcorn	8 4	
LAST 10 GAMES												
				232	H	Louisiana Tech	8 3	89	A	UAB	5 6	
				232	H	Louisiana Tech	1 0	89	A	UAB	3 2	
				232	H	Louisiana Tech	2 0	40	N	Mississippi St.	3 4	
				13	N	LSU	5 13	130	H	Middle Tenn.	7 6	
				89	A	UAB	8 7	130	H	Middle Tenn.	7 0	

Non-Div. I Games:

Southern Miss.

Average RPI Win:		153	WON-LOST RECORD		WINNING PCT. RANK		LAST 10 GAMES		STRENGTH OF SCHEDULE		OPP. STRENGTH OF SCHEDULE		TEAM RPI		ADJ RPI		CONF. RPI		ADJ CONF. RPI					
Average RPI Loss:		80																						
DIV. I ONLY			24-16-0		.6		78		6-4-0		107		46		71		.53516		71		10		10	
DIV. I NON-CONF.			13-9-0		.59091		90		2-0-0		63		79		72		.53412		72		11		11	
TOTALS		RPI 1-25		RPI 26-50		W-L RECORDS		RPI 51-100		RPI 101-150		RPI 150+												
24-16-0		2-4-0		1-5-0		OVERALL		4-1-0		4-1-0		13-5-0												
17-7-0		0-0-0		0-1-0		HOME		4-0-0		4-1-0		9-5-0												
7-8-0		2-4-0		1-3-0		AWAY		0-1-0		0-0-0		4-0-0												
0-1-0		0-0-0		0-1-0		NEUTRAL		0-0-0		0-0-0		0-0-0												
13-9-0		0-3-0		0-3-0		NON-CONFERENCE		4-1-0		2-0-0		7-2-0												
12-3-0		0-0-0		0-1-0		HOME		4-0-0		2-0-0		6-2-0												
1-5-0		0-3-0		0-0-		AWAY		0-1-0		0-0-0		1-0-0												
0-1-0		0-0-0		0-1-0		NEUTRAL		0-0-0		0-0-0		0-0-0												
11-7-0		2-1-0		1-2-0		CONFERENCE		0-0-0		2-1-0		6-3-0												
5-4-0		0-0-0		0-0-0		HOME		0-0-0		2-1-0		3-3-0												
6-3-0		2-1-0		1-2-0		AWAY		0-0-0		0-0-0		3-0-0												
0-0-0		0-0-0		0-0-0		NEUTRAL		0-0-0		0-0-0		0-0-0												
RPI	S	Opponent		Score		RPI	S	Opponent		Score		RPI	S	Opponent		Score		RPI	S	Opponent		Score		
6	A	Virginia		2	3	29	A	Old Dominion		5	9	61	A	North Carolina St.		2	3	102	H	Campbell		8	3	
6	A	Virginia		0	4	29	A	Old Dominion		12	7	61	H	North Carolina St.		7	0	116	H	Pittsburgh		4	2	
6	A	Virginia		2	6	29	A	Old Dominion		3	7	73	H	Western Ky.		2	1	130	H	Middle Tenn.		5	1	
8	A	Rice		3	2	35	A	VCU		0	3	84	H	Ohio St.		3	2	130	H	Middle Tenn.		1	6	
8	A	Rice		0	8	35	H	VCU		4	8	100	H	UNC Wilmington		8	5	130	H	Middle Tenn.		1	0	
8	A	Rice		2	1	44	N	Wake Forest		4	5							165	H	Marshall		8	9	
																		165	H	Marshall		1	0	
																		165	H	Marshall		2	5	
																		167	A	UNC Greensboro		4	3	
																		167	H	UNC Greensboro		5	6	
																		184	H	Tulane		2	7	
																		184	H	Tulane		13	3	
																		184	H	Tulane		5	2	
																		204	H	James Madison		2	5	
																		204	H	James Madison		6	5	
																		204	H	James Madison		4	2	
																		214	A	Charlotte		8	5	
																		214	A	Charlotte		5	2	
																		214	A	Charlotte		5	3	
																		263	H	UMBC		2	1	
																		263	H	UMBC		13	3	
																		263	H	UMBC		6	0	
																		285	H	N.C. Central		12	5	
LAST 10 GAMES																								
130	H	Middle Tenn.		5	1	29	A	Old Dominion		5	9	29	A	Old Dominion		3	7	61	H	North Carolina St.		7	0	
130	H	Middle Tenn.		1	6	29	A	Old Dominion		3	7	8	A	Rice		2	1	8	A	Rice		0	8	
130	H	Middle Tenn.		1	0	61	H	North Carolina St.		7	0													
100	H	UNC Wilmington		8	5																			
29	A	Old Dominion		12	7																			

Non-Div. I Games:

East Carolina

Average RPI Win:	104	WON-LOST	WINNING	LAST 10	STRENGTH OF	OPP. STRENGTH	TEAM	ADJ	CONF.	ADJ CONF.		
Average RPI Loss:	86	RECORD	PCT. RANK	GAMES	SCHEDULE	OF SCHEDULE	RPI	RPI	RPI	RPI		
DIV. I ONLY		18-19-0	.48649	151	5-5-0	35	48	72	.5351	72	6	6
DIV. I NON-CONF.		12-12-0	.5	141	2-2-0	25	20	64	.53832	64	6	6
<hr/>												
TOTALS	RPI 1-25	RPI 26-50		W-L RECORDS		RPI 51-100		RPI 101-150		RPI 150+		
18-19-0	2-4-0	4-4-0		OVERALL		4-5-0		1-2-0		7-4-0		
10-8-0	2-4-0	3-1-0		HOME		2-1-0		1-1-0		2-1-0		
8-11-0	0-0-0	1-3-0		AWAY		2-4-0		0-1-0		5-3-0		
0-0-0	0-0-0	0-0-0		NEUTRAL		0-0-0		0-0-0		0-0-0		
12-12-0	2-4-0	1-1-0		NON-CONFERENCE		4-4-0		1-2-0		4-1-0		
8-7-0	2-4-0	1-0-0		HOME		2-1-0		1-1-0		2-1-0		
4-5-0	0-0-0	0-0-		AWAY		2-3-0		0-1-0		2-0-0		
0-0-0	0-0-0	0-0-0		NEUTRAL		0-0-0		0-0-0		0-0-0		
6-7-0	0-0-0	3-3-0		CONFERENCE		0-1-0		0-0-0		3-3-0		
2-1-0	0-0-0	2-1-0		HOME		0-0-0		0-0-0		0-0-0		
4-6-0	0-0-0	1-2-0		AWAY		0-1-0		0-0-0		3-3-0		
0-0-0	0-0-0	0-0-0		NEUTRAL		0-0-0		0-0-0		0-0-0		
RPI S	Opponent	Score		RPI S	Opponent	Score		RPI S	Opponent	Score		
4 H	Indiana	1	2	36 H	Arizona St.	11	0	65 A	UC Irvine	2	7	
4 H	Indiana	4	3	37 H	UC Santa Barbara	1	0	66 A	Wichita St.	7	0	
4 H	Indiana	2	1	37 H	UC Santa Barbara	3	2	66 A	Wichita St.	4	5	
16 H	Vanderbilt	0	6	37 H	UC Santa Barbara	1	2	68 A	Southern California	3	4	
16 H	Vanderbilt	2	5	42 A	Pepperdine	3	6	68 H	Southern California	2	1	
16 H	Vanderbilt	2	6	48 A	Cal St. Fullerton	5	6	91 A	UCLA	1	2	
				48 A	Cal St. Fullerton	1	5	91 A	UCLA	4	0	
				48 A	Cal St. Fullerton	3	2	91 H	UCLA	0	1	
								91 H	UCLA	8	5	
						</						

Non-Div. I Games:

Long Beach St.

Average RPI Win: 135		WON-LOST	WINNING	LAST 10	STRENGTH OF		OPP. STRENGTH	TEAM	ADJ	CONF.	ADJ CONF.
Average RPI Loss: 88		RECORD	PCT. RANK	GAMES	SCHEDULE		OF SCHEDULE	RPI	RPI	RPI	RPI
DIV. I ONLY		21-19-0	.525	133	44		81	73	.53404	73	9
DIV. I NON-CONF.		12-10-0	.54545	121	77		85	83	.52708	83	9
TOTALS		RPI 1-25	RPI 26-50		W-L RECORDS		RPI 51-100		RPI 101-150		RPI 150+
21-19-0		2-5-0	2-3-0		OVERALL		4-4-0		4-2-0		9-5-0
15-6-0		0-1-0	2-1-0		HOME		4-2-0		3-1-0		6-1-0
5-12-0		2-4-0	0-2-0		AWAY		0-1-0		0-1-0		3-4-0
1-1-0		0-0-0	0-0-0		NEUTRAL		0-1-0		1-0-0		0-0-0
12-10-0		1-3-0	0-2-0		NON-CONFERENCE		3-2-0		2-1-0		6-2-0
10-2-0		0-1-0	0-0-0		HOME		3-0-0		1-0-0		6-1-0
1-7-0		1-2-0	0-0-		AWAY		0-1-0		0-1-0		0-1-0
1-1-0		0-0-0	0-0-0		NEUTRAL		0-1-0		1-0-0		0-0-0
9-9-0		1-2-0	2-1-0		CONFERENCE		1-2-0		2-1-0		3-3-0
5-4-0		0-0-0	2-1-0		HOME		1-2-0		2-1-0		0-0-0
4-5-0		1-2-0	0-0-0		AWAY		0-0-0		0-0-0		3-3-0
0-0-0		0-0-0	0-0-0		NEUTRAL		0-0-0		0-0-0		0-0-0
RPI S	Opponent	Score		RPI S	Opponent	Score		RPI S	Opponent	Score	
4 A	Indiana	0	1	45 H	Arkansas St.	8	6	71 A	East Carolina	1	2
11 A	Kentucky	3	10	45 H	Arkansas St.	9	6	74 H	Illinois	4	3
14 A	La.-Lafayette	14	3	45 H	Arkansas St.	5	7	74 H	Illinois	1	0
14 A	La.-Lafayette	4	7	46 A	Georgia	6	8	74 H	Illinois	5	3
14 A	La.-Lafayette	9	10	46 A	Georgia	7	26	84 N	Ohio St.	4	5
16 A	Vanderbilt	3	2					92 H	Texas St.	4	13
25 H	Louisville	3	5					92 H	Texas St.	5	7
								92 H	Texas St.	4	1
				LAST 10 GAMES							
				125 H	South Ala.	6	3	154 A	Troy	6	11
				125 H	South Ala.	7	2	154 A	Troy	5	4
				125 H	South Ala.	10	13	45 H	Arkansas St.	5	7
				4 A	Indiana	0	1	45 H	Arkansas St.	9	6
				154 A	Troy	5	10	45 H	Arkansas St.	8	6

Non-Div. I Games:

Western Ky.

Illinois

Illinois

Average RPI Win: 114		WON-LOST	WINNING	LAST 10	STRENGTH OF		OPP. STRENGTH	TEAM	ADJ		CONF.	ADJ CONF.	
Average RPI Loss: 84		RECORD	PCT. RANK	GAMES	SCHEDULE		OF SCHEDULE	RPI	RPI		RPI	RPI	
DIV. I ONLY		19-21-0	.475	159	3-7-0		9	178	75	.53364	75	8	8
DIV. I NON-CONF.		11-8-0	.57895	104	1-1-0		39	146	50	.54498	49	7	7
TOTALS		RPI 1-25	RPI 26-50		W-L RECORDS		RPI 51-100		RPI 101-150		RPI 150+		
19-21-0		0-0-0	2-5-0		OVERALL		6-7-0		5-8-0		6-1-0		
13-8-0		0-0-0	1-3-0		HOME		4-3-0		4-2-0		4-0-0		
6-13-0		0-0-0	1-2-0		AWAY		2-4-0		1-6-0		2-1-0		
0-0-0		0-0-0	0-0-0		NEUTRAL		0-0-0		0-0-0		0-0-0		
11-8-0		0-0-0	0-1-0		NON-CONFERENCE		6-1-0		1-6-0		4-0-0		
9-3-0		0-0-0	0-1-0		HOME		4-0-0		1-2-0		4-0-0		
2-5-0		0-0-0	0-0-		AWAY		2-1-0		0-4-0		0-0-0		
0-0-0		0-0-0	0-0-0		NEUTRAL		0-0-0		0-0-0		0-0-0		
8-13-0		0-0-0	2-4-0		CONFERENCE		0-6-0		4-2-0		2-1-0		
4-5-0		0-0-0	1-2-0		HOME		0-3-0		3-0-0		0-0-0		
4-8-0		0-0-0	1-2-0		AWAY		0-3-0		1-2-0		2-1-0		
0-0-0		0-0-0	0-0-0		NEUTRAL		0-0-0		0-0-0		0-0-0		
RPI S	Opponent	Score	RPI S	Opponent	Score	RPI S	Opponent	Score	RPI S	Opponent	Score		
			37 H	UC Santa Barbara	4 5	52 A	New Mexico	6 11	104 A	Nevada	20 10		
			38 H	UNLV	2 0	52 A	New Mexico	4 5	104 A	Nevada	8 9		
			38 H	UNLV	0 6	52 A	New Mexico	1 4	104 A	Nevada	8 9		
			38 H	UNLV	0 7	52 H	New Mexico	7 9	104 H	Nevada	5 3		
			43 A	San Diego St.	6 4	52 H	New Mexico	4 6	104 H	Nevada	4 1		
			43 A	San Diego St.	1 2	52 H	New Mexico	2 6	104 H	Nevada	11 9		
			43 A	San Diego St.	0 1	63 H	California	6 0	114 A	Creighton	2 6		
						64 H	Texas A&M	1 0	114 A	Creighton	1 2		
						64 H	Texas A&M	6 5	142 A	Pacific	4 6		
						64 H	Texas A&M	5 0	142 H	Pacific	3 7		
						65 A	UC Irvine	0 1	147 A	Sacramento St.	1 2		
						65 A	UC Irvine	8 7	147 H	Sacramento St.	4 6		
						65 A	UC Irvine	2 0	149 H	BYU	2 1		
									151 H	Grand Canyon	10 1		
									183 A	Air Force	10 8		
									183 A	Air Force	2 6		
									183 A	Air Force	7 5		
									195 H	Cal St. Northridge	8 2		
									209 H	Penn St.	12 3		
									209 H	Penn St.	13 3		
LAST 10 GAMES													
			104 A	Nevada	8 9	52 A	New Mexico	6 11					
			104 A	Nevada	8 9	52 A	New Mexico	4 5					
			104 A	Nevada	20 10	195 H	Cal St. Northridge	8 2					
			142 A	Pacific	4 6	38 H	UNLV	0 7					
			52 A	New Mexico	1 4	38 H	UNLV	2 0					

Non-Div. I Games:

Fresno St.

S  
a  
n  
D  
i  
e  
g  
o

San Diego

Average RPI Win:	153	WON-LOST RECORD	WINNING PCT. RANK	LAST 10 GAMES		STRENGTH OF SCHEDULE	OPP. STRENGTH OF SCHEDULE	TEAM RPI	ADJ RPI	CONF. RPI	ADJ CONF. RPI				
DIV. I ONLY		23-14-0	.62162	63	5-4-0	170	127	77	.53277	77	5	5			
DIV. I NON-CONF.		17-11-0	.60714	83	1-2-0	264	156	139	.50625	139	5	5			
<hr/>															
TOTALS	RPI 1-25			RPI 26-50	W-L RECORDS		RPI 51-100			RPI 101-150		RPI 150+			
23-14-0	3-1-0			2-4-0	OVERALL		2-1-0			3-1-0		13-7-0			
11-4-0	2-1-0			0-0-0	HOME		2-1-0			0-0-0		7-2-0			
10-8-0	1-0-0			2-4-0	AWAY		0-0-0			3-0-0		4-4-0			
2-2-0	0-0-0			0-0-0	NEUTRAL		0-0-0			0-1-0		2-1-0			
17-11-0	1-0-0			0-3-0	NON-CONFERENCE		0-0-0			3-1-0		13-7-0			
7-2-0	0-0-0			0-0-0	HOME		0-0-0			0-0-0		7-2-0			
8-7-0	1-0-0			0-0-	AWAY		0-0-0			3-0-0		4-4-0			
2-2-0	0-0-0			0-0-0	NEUTRAL		0-0-0			0-1-0		2-1-0			
6-3-0	2-1-0			2-1-0	CONFERENCE		2-1-0			0-0-0		0-0-0			
4-2-0	2-1-0			0-0-0	HOME		2-1-0			0-0-0		0-0-0			
2-1-0	0-0-0			2-1-0	AWAY		0-0-0			0-0-0		0-0-0			
0-0-0	0-0-0			0-0-0	NEUTRAL		0-0-0			0-0-0		0-0-0			
RPI	S	Opponent	Score	RPI	S	Opponent	Score	RPI	S	Opponent	Score	RPI	S	Opponent	Score
16	A	Vanderbilt	8 3	30	A	Mercer	5 8	66	H	Wichita St.	5 1	133	N	Bowling Green	2 4
21	H	Indiana St.	1 4	30	A	Mercer	3 8	66	H	Wichita St.	3 13	137	A	Lipscomb	8 2
21	H	Indiana St.	5 2	30	A	Mercer	5 6	66	H	Wichita St.	13 2	137	A	Lipscomb	10 7
21	H	Indiana St.	5 2	38	A	Dallas Baptist	8 4					137	A	Lipscomb	3 2
				38	A	Dallas Baptist	2 10					160	H	Eastern Ky.	2 3
				38	A	Dallas Baptist	13 1					160	H	Eastern Ky.	8 2
												160	H	Eastern Ky.	12 1
												199	A	Belmont	7 12
												206	A	Austin Peay	6 7
												206	A	Austin Peay	10 9
												211	N	Maine	9 7
												213	H	SIU Edwardsville	15 7
												214	A	Charlotte	4 2
												214	A	Charlotte	1 4
												214	A	Charlotte	3 2
												214	A	Charlotte	10 2
												224	N	Northwestern	6 4
												225	H	Western Ill.	1 12
												225	H	Western Ill.	1 0
												225	H	Western Ill.	1 0
												262	A	Murray St.	6 11
												289	N	North Dakota St.	8 9
												293	H	UT Martin	6 5
												293	H	UT Martin	5 2

Non-Div. I Games:	Oakland City	13	2
-------------------	--------------	----	---

Evansville



[illegible]

**Non-Div. I Games:**

William & Mary

RPI	S	Opponent	Score	
284	H	Iona	16	4
284	H	Iona	31	1

William & Mary

W  
i  
l  
l  
i  
a  
m  
&  
M  
a  
r  
y

W  
i  
l  
l  
i  
a  
m  
&  
M  
a  
r  
y

Average RPI Win: 213		WON-LOST RECORD		WINNING PCT. RANK		LAST 10 GAMES		STRENGTH OF SCHEDULE		OPP. STRENGTH OF SCHEDULE		TEAM RPI		ADJ RPI		CONF. RPI		ADJ CONF. RPI	
DIV. I ONLY		21-10-0		.67742 35		7-3-0		208		204		79		.53199 79		23		23	
DIV. I NON-CONF.		11-6-0		.64706 55		1-0-0		233		121		104		.52001 104		25		25	
TOTALS		RPI 1-25		RPI 26-50		W-L RECORDS		RPI 51-100		RPI 101-150		RPI 150+							
21-10-0		0-1-0		2-3-0		OVERALL		0-1-0		1-1-0		18-4-0							
8-2-0		0-0-0		0-0-0		HOME		0-0-0		0-0-0		8-2-0							
8-5-0		0-0-0		1-3-0		AWAY		0-1-0		0-0-0		7-1-0							
5-3-0		0-1-0		1-0-0		NEUTRAL		0-0-0		1-1-0		3-1-0							
11-6-0		0-1-0		1-1-0		NON-CONFERENCE		0-1-0		1-1-0		9-2-0							
4-1-0		0-0-0		0-0-0		HOME		0-0-0		0-0-0		4-1-0							
2-2-0		0-0-0		0-0-		AWAY		0-1-0		0-0-0		2-0-0							
5-3-0		0-1-0		1-0-0		NEUTRAL		0-0-0		1-1-0		3-1-0							
10-4-0		0-0-0		1-2-0		CONFERENCE		0-0-0		0-0-0		9-2-0							
4-1-0		0-0-0		0-0-0		HOME		0-0-0		0-0-0		4-1-0							
6-3-0		0-0-0		1-2-0		AWAY		0-0-0		0-0-0		5-1-0							
0-0-0		0-0-0		0-0-0		NEUTRAL		0-0-0		0-0-0		0-0-0							
RPI S	Opponent	Score		RPI S	Opponent	Score		RPI S	Opponent	Score		RPI S	Opponent	Score					
11 N	Kentucky	2	16	29 A	Old Dominion	1	16	83 A	Elon	5	8	113 N	Iowa	7	9				
				35 A	VCU	3	10					135 N	St. John's (NY)	4	3				
				35 A	VCU	1	5					158 A	Penn	4	2				
				35 A	VCU	6	2					194 H	Temple	11	3				
				41 N	High Point	4	1					201 N	Georgetown	4	5				
												201 N	Georgetown	3	2				
												201 N	Georgetown	15	0				
												202 H	Dayton	3	2				
												202 H	Dayton	10	2				
												202 H	Dayton	1	6				
												234 N	Gardner-Webb	5	4				
												244 H	Monmouth	14	4				
												246 A	Villanova	8	6				
												246 H	Villanova	2	8				
												246 H	Villanova	9	6				
												247 A	Fordham	4	3				
												247 A	Fordham	13	1				
												247 A	Fordham	17	1				
												274 H	Niagara	8	0				
												278 H	St. Bonaventure	16	3				
												278 H	St. Bonaventure	15	3				
												283 A	George Washington	3	1				
												283 A	George Washington	3	4				
												283 A	George Washington	13	1				
				LAST 10 GAMES															
				202 H	Dayton	10	2	247 A	Fordham	13	1								
				202 H	Dayton	3	2	158 A	Penn	4	2								
				202 H	Dayton	1	6	35 A	VCU	1	5								
				247 A	Fordham	4	3	35 A	VCU	6	2								
				247 A	Fordham	17	1	35 A	VCU	3	10								

Non-Div. I Games:

Saint Joseph's

Average RPI Win: 127		WON-LOST RECORD		WINNING PCT. RANK		LAST 10 GAMES		STRENGTH OF SCHEDULE		OPP. STRENGTH OF SCHEDULE		TEAM RPI		ADJ RPI		CONF. RPI		ADJ CONF. RPI					
DIV. I ONLY		18-21-0		.46154 175		3-7-0		20		21		80		.53064 80		2		2					
DIV. I NON-CONF.		13-12-0		.52 139		2-3-0		112		16		113		.51451 113		2		2					
TOTALS		RPI 1-25		RPI 26-50		W-L RECORDS		RPI 51-100		RPI 101-150		RPI 150+											
18-21-0		2-5-0		4-7-0		OVERALL		3-8-0		0-0-0		9-1-0											
16-4-0		2-1-0		3-2-0		HOME		2-1-0		0-0-0		9-0-0											
2-14-0		0-4-0		1-5-0		AWAY		1-4-0		0-0-0		0-1-0											
0-3-0		0-0-0		0-0-0		NEUTRAL		0-3-0		0-0-0		0-0-0											
13-12-0		0-1-0		4-5-0		NON-CONFERENCE		0-5-0		0-0-0		9-1-0											
12-2-0		0-0-0		3-2-0		HOME		0-0-0		0-0-0		9-0-0											
1-7-0		0-1-0		1-0-		AWAY		0-2-0		0-0-0		0-1-0											
0-3-0		0-0-0		0-0-0		NEUTRAL		0-3-0		0-0-0		0-0-0											
5-9-0		2-4-0		0-2-0		CONFERENCE		3-3-0		0-0-0		0-0-0											
4-2-0		2-1-0		0-0-0		HOME		2-1-0		0-0-0		0-0-0											
1-7-0		0-3-0		0-2-0		AWAY		1-2-0		0-0-0		0-0-0											
0-0-0		0-0-0		0-0-0		NEUTRAL		0-0-0		0-0-0		0-0-0											
RPI	S	Opponent		Score		RPI	S	Opponent		Score		RPI	S	Opponent		Score							
3	A	Houston		2	7	33	A	West Virginia		7	8	53	H	Oklahoma St.		4	1	155	A	Texas-Arlington		3	14
7	A	Texas		3	6	33	A	West Virginia		1	4	53	H	Oklahoma St.		1	4	155	H	Texas-Arlington		5	2
7	A	Texas		4	5	36	A	Arizona St.		1	12	53	H	Oklahoma St.		4	1	162	H	Lamar		3	2
7	A	Texas		0	4	36	A	Arizona St.		9	7	59	A	Sam Houston St.		3	4	186	H	Houston Baptist		9	3
12	H	Texas Tech		2	1	36	A	Arizona St.		4	7	62	A	Kansas St.		2	8	206	H	Austin Peay		12	1
12	H	Texas Tech		1	0	38	A	Dallas Baptist		8	12	62	A	Kansas St.		3	1	206	H	Austin Peay		5	2
12	H	Texas Tech		1	7	38	H	Dallas Baptist		7	4	62	A	Kansas St.		4	6	206	H	Austin Peay		15	1
						38	H	Dallas Baptist		3	6	63	N	California		3	5	258	H	Texas Southern		1	0
						48	H	Cal St. Fullerton		1	0	63	N	California		5	8	269	H	Incarnate Word		5	2
						48	H	Cal St. Fullerton		0	11	76	A	San Diego		0	8	269	H	Incarnate Word		4	3
						48	H	Cal St. Fullerton		5	4	100	N	UNC Wilmington		3	5						
						LAST 10 GAMES																	
						62	A	Kansas St.		3	1	38	H	Dallas Baptist		3	6						
						62	A	Kansas St.		4	6	38	A	Dallas Baptist		8	12						
						62	A	Kansas St.		2	8	59	A	Sam Houston St.		3	4						
						258	H	Texas Southern		1	0	7	A	Texas		0	4						
						38	H	Dallas Baptist		7	4	7	A	Texas		3	6						

Non-Div. I Games:

Baylor

Average RPI Win: 159		WON-LOST RECORD		WINNING PCT. RANK		LAST 10 GAMES		STRENGTH OF SCHEDULE		OPP. STRENGTH OF SCHEDULE		TEAM RPI		ADJ RPI		CONF. RPI		ADJ CONF. RPI	
Average RPI Loss: 99		26-14-0		.65 47		6-4-0		157		97		81		.5303 81		10		10	
DIV. I ONLY		15-7-0		.68182 41		2-0-0		126		161		73		.53333 73		11		11	
DIV. I NON-CONF.																			
TOTALS		RPI 1-25		RPI 26-50		W-L RECORDS		RPI 51-100		RPI 101-150		RPI 150+							
26-14-0		0-1-0		4-4-0		OVERALL		3-3-0		5-2-0		14-4-0							
18-7-0		0-0-0		3-2-0		HOME		1-0-0		2-2-0		12-3-0							
7-6-0		0-0-0		1-2-0		AWAY		2-3-0		2-0-0		2-1-0							
1-1-0		0-1-0		0-0-0		NEUTRAL		0-0-0		1-0-0		0-0-0							
15-7-0		0-1-0		3-2-0		NON-CONFERENCE		2-1-0		3-1-0		7-2-0							
11-5-0		0-0-0		3-2-0		HOME		1-0-0		0-1-0		7-2-0							
3-1-0		0-0-0		0-0-		AWAY		1-1-0		2-0-0		0-0-0							
1-1-0		0-1-0		0-0-0		NEUTRAL		0-0-0		1-0-0		0-0-0							
11-7-0		0-0-0		1-2-0		CONFERENCE		1-2-0		2-1-0		7-2-0							
7-2-0		0-0-0		0-0-0		HOME		0-0-0		2-1-0		5-1-0							
4-5-0		0-0-0		1-2-0		AWAY		1-2-0		0-0-0		2-1-0							
0-0-0		0-0-0		0-0-0		NEUTRAL		0-0-0		0-0-0		0-0-0							
RPI	S	Opponent		Score		RPI	S	Opponent		Score		RPI	S	Opponent		Score			
18	N	TCU		1	5	29	A	Old Dominion		2	4	59	A	Sam Houston St.		9	2		
						29	A	Old Dominion		5	0	70	A	Southern Miss.		2	6		
						29	A	Old Dominion		1	10	70	A	Southern Miss.		4	1		
						38	H	Dallas Baptist		5	6	70	A	Southern Miss.		9	10		
						49	H	Columbia		2	4	92	A	Texas St.		6	7		
						49	H	Columbia		9	8	92	H	Texas St.		7	2		
						49	H	Columbia		5	4								
						49	H	Columbia		5	1								
						LAST 10 GAMES													
						29	A	Old Dominion		1	10	165	H	Marshall		7	2		
						29	A	Old Dominion		2	4	165	H	Marshall		6	2		
						29	A	Old Dominion		5	0	118	A	A&M-Corpus Christi		10	2		
						92	H	Texas St.		7	2	184	A	Tulane		5	0		
						165	H	Marshall		2	5	184	A	Tulane		1	4		

Non-Div. I Games:

UTSA

Average RPI Win: 150		WON-LOST	WINNING	LAST 10	STRENGTH OF		OPP. STRENGTH	TEAM	ADJ		CONF.	ADJ CONF.			
Average RPI Loss: 88		RECORD	PCT. RANK	GAMES	SCHEDULE		OF SCHEDULE	RPI	RPI		RPI	RPI			
DIV. I ONLY		21-18-0	.53846	123	7-3-0		66	109	82	.5301	82	15	15		
DIV. I NON-CONF.		11-9-0	.55	117	2-1-0		34	49	42	.55047	42	17	17		
TOTALS		RPI 1-25	RPI 26-50		W-L RECORDS		RPI 51-100		RPI 101-150		RPI 150+				
21-18-0		0-3-0	1-2-0		OVERALL		7-6-0		3-6-0		10-1-0				
13-8-0		0-0-0	0-0-0		HOME		5-5-0		1-2-0		7-1-0				
8-10-0		0-3-0	1-2-0		AWAY		2-1-0		2-4-0		3-0-0				
0-0-0		0-0-0	0-0-0		NEUTRAL		0-0-0		0-0-0		0-0-0				
11-9-0		0-3-0	1-2-0		NON-CONFERENCE		6-4-0		0-0-0		4-0-0				
8-3-0		0-0-0	0-0-0		HOME		4-3-0		0-0-0		4-0-0				
3-6-0		0-3-0	1-0-		AWAY		2-1-0		0-0-0		0-0-0				
0-0-0		0-0-0	0-0-0		NEUTRAL		0-0-0		0-0-0		0-0-0				
10-9-0		0-0-0	0-0-0		CONFERENCE		1-2-0		3-6-0		6-1-0				
5-5-0		0-0-0	0-0-0		HOME		1-2-0		1-2-0		3-1-0				
5-4-0		0-0-0	0-0-0		AWAY		0-0-0		2-4-0		3-0-0				
0-0-0		0-0-0	0-0-0		NEUTRAL		0-0-0		0-0-0		0-0-0				
RPI S	Opponent	Score		RPI S	Opponent	Score		RPI S	Opponent	Score		RPI S	Opponent	Score	
12 A	Texas Tech	2	3	38 A	Dallas Baptist	6	4	58 A	Kansas	8	7	132 A	Nicholls St.	6	10
12 A	Texas Tech	1	4	38 A	Dallas Baptist	5	10	59 H	Sam Houston St.	4	7	132 A	Nicholls St.	1	2
12 A	Texas Tech	2	7	38 A	Dallas Baptist	4	5	59 H	Sam Houston St.	7	4	132 A	Nicholls St.	3	2
								59 H	Sam Houston St.	1	2	139 A	McNeese St.	6	12
								66 A	Wichita St.	5	6	139 A	McNeese St.	2	0
								66 H	Wichita St.	9	4	139 A	McNeese St.	1	5
								86 H	Southeast Mo. St.	5	7	144 H	Northwestern St.	1	3
								86 H	Southeast Mo. St.	6	2	144 H	Northwestern St.	15	0
								86 H	Southeast Mo. St.	4	10	144 H	Northwestern St.	4	6
								87 A	Oklahoma	2	0	152 A	Stephen F. Austin	7	1
								87 H	Oklahoma	3	0	152 A	Stephen F. Austin	4	0
								96 H	Missouri St.	2	3	152 A	Stephen F. Austin	11	1
								96 H	Missouri St.	4	1	186 H	Houston Baptist	5	3
												186 H	Houston Baptist	10	11
												186 H	Houston Baptist	6	5
												264 H	Harvard	4	3
												264 H	Harvard	6	4
												264 H	Harvard	6	5
												264 H	Harvard	5	3
												269 H	Incarnate Word	2	0
				LAST 10 GAMES											
				186 H	Houston Baptist	10	11	152 A	Stephen F. Austin	7	1				
				186 H	Houston Baptist	5	3	152 A	Stephen F. Austin	11	1				
				186 H	Houston Baptist	6	5	66 H	Wichita St.	9	4				
				66 A	Wichita St.	5	6	87 A	Oklahoma	2	0				
				152 A	Stephen F. Austin	4	0	59 H	Sam Houston St.	4	7				

Non-Div. I Games:

Oral Roberts

Average RPI Win:		165	WON-LOST		WINNING		LAST 10		STRENGTH OF		OPP. STRENGTH		TEAM		ADJ		CONF.		ADJ CONF.				
Average RPI Loss:		96	RECORD		PCT. RANK		GAMES		SCHEDULE		OF SCHEDULE		RPI		RPI		RPI		RPI				
DIV. I ONLY			25-15-0		.625		61		5-5-0		108		131		83		.52957		83				
DIV. I NON-CONF.			14-8-0		.63636		60		1-1-0		164		100		95		.52206		95				
TOTALS			RPI 1-25		RPI 26-50		W-L RECORDS		RPI 51-100		RPI 101-150		RPI 150+										
25-15-0			0-1-0		1-4-0		OVERALL		4-5-0		4-1-0		16-4-0										
18-8-0			0-1-0		1-2-0		HOME		3-3-0		3-1-0		11-1-0										
3-7-0			0-0-0		0-2-0		AWAY		1-2-0		0-0-0		2-3-0										
4-0-0			0-0-0		0-0-0		NEUTRAL		0-0-0		1-0-0		3-0-0										
14-8-0			0-1-0		1-4-0		NON-CONFERENCE		2-1-0		2-0-0		9-2-0										
10-4-0			0-1-0		1-2-0		HOME		2-1-0		1-0-0		6-0-0										
0-4-0			0-0-0		0-0-		AWAY		0-0-0		0-0-0		0-2-0										
4-0-0			0-0-0		0-0-0		NEUTRAL		0-0-0		1-0-0		3-0-0										
11-7-0			0-0-0		0-0-0		CONFERENCE		2-4-0		2-1-0		7-2-0										
8-4-0			0-0-0		0-0-0		HOME		1-2-0		2-1-0		5-1-0										
3-3-0			0-0-0		0-0-0		AWAY		1-2-0		0-0-0		2-1-0										
0-0-0			0-0-0		0-0-0		NEUTRAL		0-0-0		0-0-0		0-0-0										
RPI	S	Opponent		Score		RPI	S	Opponent		Score		RPI	S	Opponent		Score		RPI	S	Opponent		Score	
20	H	Liberty		2	4	41	A	High Point		1	2	55	A	Samford		8	13	102	H	Campbell		2	1
						41	H	High Point		2	6	55	A	Samford		7	5	108	H	Ga. Southern		4	7
						41	H	High Point		12	5	55	A	Samford		8	9	108	H	Ga. Southern		4	2
						44	H	Wake Forest		2	3	60	H	Western Caro.		5	1	108	H	Ga. Southern		1	0
						47	A	North Carolina		4	5	60	H	Western Caro.		5	6	138	N	Minnesota		5	2
												60	H	Western Caro.		7	9	169	H	Citadel		4	3
												61	H	North Carolina St.		7	12	169	H	Citadel		14	7
												79	H	Saint Joseph's		8	5	169	H	Citadel		6	3
												100	H	UNC Wilmington		3	2	178	H	Appalachian St.		4	10
																		178	H	Appalachian St.		4	2
																		178	H	Appalachian St.		6	2
																		196	H	Wagner		14	2
																		196	H	Wagner		7	3
																		196	H	Wagner		11	1
																		197	A	Coastal Caro.		4	13
																		207	N	Cincinnati		3	1
																		207	N	Cincinnati		6	5
																		219	A	Wofford		12	2
																		219	A	Wofford		10	9
																		219	A	Wofford		2	7
																		234	H	Gardner-Webb		5	0
																		261	A	N.C. A&T		3	5
																		261	H	N.C. A&T		10	2
																		263	H	UMBC		8	7
																		263	N	UMBC		3	1
LAST 10 GAMES																							
						178	H	Appalachian St.		4	2	219	A	Wofford		12	2	261	H	N.C. A&T		10	2
						178	H	Appalachian St.		4	10	219	A	Wofford		10	9	263	H	UMBC		8	7
						178	H	Appalachian St.		6	2	41	H	High Point		12	5	263	N	UMBC		3	1
						47	A	North Carolina		4	5	55	A	Samford		8	9						
						219	A	Wofford		2	7	55	A	Samford		8	13						

Non-Div. I Games:

Elon

Average RPI Win: 167		WON-LOST RECORD		WINNING PCT. RANK		LAST 10 GAMES		STRENGTH OF SCHEDULE		OPP. STRENGTH OF SCHEDULE		TEAM RPI		ADJ RPI		CONF. RPI		ADJ CONF. RPI	
DIV. I ONLY		23-18-0		.56098 107		5-5-0		64		174		84		.52914 84		11		11	
DIV. I NON-CONF.		19-10-0		.65517 52		3-4-0		96		211		51		.54477 50		10		10	
TOTALS		RPI 1-25		RPI 26-50		W-L RECORDS		RPI 51-100		RPI 101-150		RPI 150+							
23-18-0		1-8-0		1-1-0		OVERALL		3-5-0		5-1-0		13-3-0							
13-7-0		0-3-0		0-0-0		HOME		0-1-0		1-0-0		12-3-0							
4-9-0		1-3-0		1-1-0		AWAY		0-4-0		2-1-0		0-0-0							
6-2-0		0-2-0		0-0-0		NEUTRAL		3-0-0		2-0-0		1-0-0							
19-10-0		1-5-0		1-1-0		NON-CONFERENCE		3-2-0		3-0-0		11-2-0							
11-3-0		0-0-0		0-0-0		HOME		0-1-0		1-0-0		10-2-0							
2-5-0		1-3-0		1-0-		AWAY		0-1-0		0-0-0		0-0-0							
6-2-0		0-2-0		0-0-0		NEUTRAL		3-0-0		2-0-0		1-0-0							
4-8-0		0-3-0		0-0-0		CONFERENCE		0-3-0		2-1-0		2-1-0							
2-4-0		0-3-0		0-0-0		HOME		0-0-0		0-0-0		2-1-0							
2-4-0		0-0-0		0-0-0		AWAY		0-3-0		2-1-0		0-0-0							
0-0-0		0-0-0		0-0-0		NEUTRAL		0-0-0		0-0-0		0-0-0							
RPI S	Opponent		Score		RPI S	Opponent		Score		RPI S	Opponent		Score		RPI S	Opponent		Score	
4 H	Indiana		4	6	33 A	West Virginia		1	4	54 A	Nebraska		1	2	101 H	Xavier		10	3
4 H	Indiana		1	7	50 A	UCF		9	3	54 A	Nebraska		3	4	116 N	Pittsburgh		6	2
4 H	Indiana		2	8						54 A	Nebraska		2	3	121 A	Michigan St.		1	0
21 N	Indiana St.		3	7						57 N	Auburn		1	0	121 A	Michigan St.		6	2
21 N	Indiana St.		6	8						71 A	East Carolina		2	3	121 A	Michigan St.		6	7
22 A	Oregon		5	0						73 N	Western Ky.		5	4	128 N	UConn		8	2
22 A	Oregon		2	8						87 N	Oklahoma		6	3	165 H	Marshall		4	0
22 A	Oregon		4	20						95 H	Ball St.		6	8	169 N	Citadel		5	4
23 A	Oregon St.		3	4											189 H	Akron		6	5
															193 H	Toledo		7	2
															202 H	Dayton		5	8
															209 H	Penn St.		4	5
															209 H	Penn St.		12	6
															209 H	Penn St.		7	0
															250 H	Siena		7	1
															250 H	Siena		7	3
															250 H	Siena		8	5
															257 H	Eastern Mich.		8	1
															262 H	Murray St.		7	3
															262 H	Murray St.		3	1
															262 H	Murray St.		5	7
															296 H	Ohio		11	6
				LAST 10 GAMES															
					262 H	Murray St.		7	3	209 H	Penn St.		12	6					
					262 H	Murray St.		5	7	209 H	Penn St.		7	0					
					262 H	Murray St.		3	1	209 H	Penn St.		4	5					
					95 H	Ball St.		6	8	202 H	Dayton		5	8					
					33 A	West Virginia		1	4	257 H	Eastern Mich.		8	1					

Non-Div. I Games:

Ohio St.



Average RPI Win: 131		WON-LOST RECORD	WINNING PCT. RANK	LAST 10 GAMES	STRENGTH OF SCHEDULE	OPP. STRENGTH OF SCHEDULE	TEAM RPI	ADJ RPI		CONF. RPI	ADJ CONF. RPI			
Average RPI Loss: 54														
DIV. I ONLY		15-21-0	.41667 201	2-8-0	3	152	85	.52899	85	6	6			
DIV. I NON-CONF.		12-12-0	.5 141	0-0-0	5	162	67	.53574	67	6	6			
<hr/>														
TOTALS		RPI 1-25	RPI 26-50		W-L RECORDS		RPI 51-100		RPI 101-150		RPI 150+			
15-21-0		1-10-0	4-3-0		OVERALL		3-4-0		2-2-0		5-2-0			
11-15-0		0-7-0	2-2-0		HOME		3-4-0		2-2-0		4-0-0			
4-6-0		1-2-0	2-1-0		AWAY		0-0-0		0-0-0		1-2-0			
0-0-0		0-0-0	0-0-0		NEUTRAL		0-0-0		0-0-0		0-0-0			
12-12-0		1-7-0	2-2-0		NON-CONFERENCE		3-1-0		2-2-0		4-0-0			
11-9-0		0-4-0	2-2-0		HOME		3-1-0		2-2-0		4-0-0			
1-3-0		1-3-0	0-0-		AWAY		0-0-0		0-0-0		0-0-0			
0-0-0		0-0-0	0-0-0		NEUTRAL		0-0-0		0-0-0		0-0-0			
3-9-0		0-3-0	2-1-0		CONFERENCE		0-3-0		0-0-0		1-2-0			
0-6-0		0-3-0	0-0-0		HOME		0-3-0		0-0-0		0-0-0			
3-3-0		0-0-0	2-1-0		AWAY		0-0-0		0-0-0		1-2-0			
0-0-0		0-0-0	0-0-0		NEUTRAL		0-0-0		0-0-0		0-0-0			
RPI	S	Opponent	Score		RPI	S	Opponent	Score		RPI	S	Opponent	Score	
7	A	Texas	2	3	37	A	UC Santa Barbara	7	8	65	H	UC Irvine	2	3
7	A	Texas	1	4	37	A	UC Santa Barbara	3	1	65	H	UC Irvine	1	7
7	A	Texas	6	1	37	A	UC Santa Barbara	12	4	65	H	UC Irvine	8	15
7	A	Texas	2	3	42	H	Pepperdine	6	1	89	H	UAB	3	2
10	H	Cal Poly	3	4	42	H	Pepperdine	1	2	89	H	UAB	0	5
10	H	Cal Poly	3	8	42	H	Pepperdine	2	0	89	H	UAB	5	4
10	H	Cal Poly	2	3	42	H	Pepperdine	3	7	89	H	UAB	4	2
22	H	Oregon	2	10										
22	H	Oregon	5	6										
22	H	Oregon	5	10										
22	H	Oregon	2	3										

Non-Div. I Games:

Hawaii

Average RPI Win:	191	WON-LOST RECORD	WINNING PCT. RANK	LAST 10 GAMES	STRENGTH OF SCHEDULE	OPP. STRENGTH OF SCHEDULE	TEAM RPI	ADJ RPI	CONF. RPI	ADJ CONF. RPI	
DIV. I ONLY	26-12-0	.68421	33	8-2-0	247	112	86	.52838	86	21	21
DIV. I NON-CONF.	9-8-0	.52941	128	2-0-0	108	114	76	.52984	76	22	22
<hr/>											
TOTALS	RPI 1-25	RPI 26-50		W-L RECORDS		RPI 51-100		RPI 101-150		RPI 150+	
26-12-0	0-0-0	1-2-0		OVERALL		3-4-0		0-0-0		22-6-0	
12-4-0	0-0-0	1-0-0		HOME		1-0-0		0-0-0		10-4-0	
14-8-0	0-0-0	0-2-0		AWAY		2-4-0		0-0-0		12-2-0	
0-0-0	0-0-0	0-0-0		NEUTRAL		0-0-0		0-0-0		0-0-0	
9-8-0	0-0-0	1-2-0		NON-CONFERENCE		3-4-0		0-0-0		5-2-0	
6-1-0	0-0-0	1-0-0		HOME		1-0-0		0-0-0		4-1-0	
3-7-0	0-0-0	0-0-		AWAY		2-4-0		0-0-0		1-1-0	
0-0-0	0-0-0	0-0-0		NEUTRAL		0-0-0		0-0-0		0-0-0	
17-4-0	0-0-0	0-0-0		CONFERENCE		0-0-0		0-0-0		17-4-0	
6-3-0	0-0-0	0-0-0		HOME		0-0-0		0-0-0		6-3-0	
11-1-0	0-0-0	0-0-0		AWAY		0-0-0		0-0-0		11-1-0	
0-0-0	0-0-0	0-0-0		NEUTRAL		0-0-0		0-0-0		0-0-0	
RPI S	Opponent	Score	RPI S	Opponent	Score	RPI S	Opponent	Score	RPI S	Opponent	Score
			40 A	Mississippi St.	2 3	69 A	Memphis	4 8	153 A	UALR	0 1
			45 A	Arkansas St.	3 8	69 A	Memphis	2 3	157 A	Saint Louis	6 2
			45 H	Arkansas St.	7 0	69 A	Memphis	5 9	157 H	Saint Louis	8 11
						82 A	Oral Roberts	2 6	160 A	Eastern Ky.	15 8
						82 A	Oral Roberts	7 5	160 A	Eastern Ky.	13 11
						82 A	Oral Roberts	10 4	160 A	Eastern Ky.	9 4
						96 H	Missouri St.	6 5	163 H	Eastern Ill.	7 5
									163 H	Eastern Ill.	11 7
									163 H	Eastern Ill.	3 10
									179 H	Morehead St.	7 1
									179 H	Morehead St.	1 6
									179 H	Morehead St.	8 9
									187 H	Southern Ill.	5 4
									199 A	Belmont	7 0
									199 A	Belmont	11 1
									199 A	Belmont	6 3
									206 A	Austin Peay	4 22
									206 A	Austin Peay	19 7
									206 A	Austin Peay	10 9
									213 H	SIU Edwardsville	8 7
									213 H	SIU Edwardsville	8 7
									213 H	SIU Edwardsville	12 1
									268 H	IPFW	7 6
									268 H	IPFW	18 0
									268 H	IPFW	6 4
									293 A	UT Martin	11 1
									293 A	UT Martin	13 0
<hr/>											
LAST 10 GAMES											
			163 H	Eastern Ill.	3 10	206 A	Austin Peay	10 9	268 H	IPFW	7 6
			163 H	Eastern Ill.	11 7	206 A	Austin Peay	4 22	268 H	IPFW	18 0
			163 H	Eastern Ill.	7 5	187 H	Southern Ill.	5 4	268 H	IPFW	6 4
			157 A	Saint Louis	6 2	213 H	SIU Edwardsville	12 1	293 A	UT Martin	11 1
			206 A	Austin Peay	19 7	213 H	SIU Edwardsville	8 7	293 A	UT Martin	13 0

Non-Div. I Games: Harris-Stowe 6 4

Southeast Mo. St.

Southeast Mo. St.

Average RPI Win: 158		WON-LOST	WINNING	LAST 10	STRENGTH OF		OPP. STRENGTH	TEAM	ADJ	CONF.	ADJ CONF.
Average RPI Loss: 67		RECORD	PCT. RANK	GAMES	SCHEDULE		OF SCHEDULE	RPI	RPI	RPI	RPI
DIV. I ONLY		25-16-0	.60976	73	4-6-0		76	115	87	.52832	87
DIV. I NON-CONF.		18-8-0	.69231	38	2-1-0		185	213	94	.52219	94
TOTALS		RPI 1-25	RPI 26-50		W-L RECORDS		RPI 51-100		RPI 101-150		RPI 150+
25-16-0	1-3-0	1-3-0		OVERALL		7-7-0		2-1-0		14-2-0	
18-11-0	1-3-0	1-2-0		HOME		4-4-0		2-1-0		10-1-0	
4-3-0	0-0-0	0-1-0		AWAY		3-2-0		0-0-0		1-0-0	
3-2-0	0-0-0	0-0-0		NEUTRAL		0-1-0		0-0-0		3-1-0	
18-8-0	0-0-0	0-1-0		NON-CONFERENCE		2-4-0		2-1-0		14-2-0	
14-4-0	0-0-0	0-0-0		HOME		2-2-0		2-1-0		10-1-0	
1-2-0	0-0-0	0-0-		AWAY		0-1-0		0-0-0		1-0-0	
3-2-0	0-0-0	0-0-0		NEUTRAL		0-1-0		0-0-0		3-1-0	
7-8-0	1-3-0	1-2-0		CONFERENCE		5-3-0		0-0-0		0-0-0	
4-7-0	1-3-0	1-2-0		HOME		2-2-0		0-0-0		0-0-0	
3-1-0	0-0-0	0-0-0		AWAY		3-1-0		0-0-0		0-0-0	
0-0-0	0-0-0	0-0-0		NEUTRAL		0-0-0		0-0-0		0-0-0	
RPI S Opponent	Score		RPI S Opponent	Score		RPI S Opponent	Score		RPI S Opponent	Score	
7 H Texas	8	10	33 H West Virginia	0	7	53 A Oklahoma St.	12	9	123 H Seton Hall	5	7
7 H Texas	1	8	33 H West Virginia	5	9	53 H Oklahoma St.	1	3	123 H Seton Hall	8	2
7 H Texas	2	7	33 H West Virginia	5	3	58 A Kansas	3	4	123 H Seton Hall	15	6
18 H TCU	9	5	50 A UCF	1	4	58 A Kansas	2	1	153 H UALR	2	11
						58 A Kansas	2	1	155 A Texas-Arlington	3	2
						62 H Kansas St.	11	2	164 N Gonzaga	4	6
						62 H Kansas St.	11	4	169 N Citadel	9	7
						62 H Kansas St.	0	5	170 N Santa Clara	8	4
						67 H Rutgers	6	8	199 H Belmont	10	1
						67 H Rutgers	16	11	199 H Belmont	4	3
						67 H Rutgers	7	5	199 H Belmont	6	5
						82 A Oral Roberts	0	3	253 H Bakersfield	4	3
						82 H Oral Roberts	0	2	253 H Bakersfield	17	4
						84 N Ohio St.	3	6	253 H Bakersfield	4	2
									266 H Abilene Christian	4	1
									266 H Abilene Christian	3	1
									282 H Ark.-Pine Bluff	11	0
									282 H Ark.-Pine Bluff	16	6
									288 N Manhattan	9	0
LAST 10 GAMES											
33 H West Virginia	5	9	7 H Texas	2	7						
33 H West Virginia	5	3	7 H Texas	8	10						
33 H West Virginia	0	7	82 H Oral Roberts	0	2						
53 A Oklahoma St.	12	9	253 H Bakersfield	4	3						
7 H Texas	1	8	253 H Bakersfield	17	4						

Non-Div. I Games:

Oklahoma



RPI	S	Opponent	Score	
257	A	Eastern Mich.	3	1
257	A	Eastern Mich.	8	2

Miami (OH)

M  
i  
a  
m  
i  
(  
O  
H  
)

M  
i  
a  
m  
i  
(  
O  
H  
)

UAB

Average RPI Win: 167		WON-LOST	WINNING	LAST 10	STRENGTH OF	OPP. STRENGTH	TEAM	ADJ	CONF.	ADJ CONF.
Average RPI Loss: 66		RECORD	PCT. RANK	GAMES	SCHEDULE	OF SCHEDULE	RPI	RPI	RPI	RPI
DIV. I ONLY		24-16-0	.6	78	4-6-0	163	29	89	.5277	89
DIV. I NON-CONF.		14-8-0	.63636	60	1-1-0	261	41	141	.50572	141
TOTALS		RPI 1-25	RPI 26-50		W-L RECORDS	RPI 51-100		RPI 101-150		RPI 150+
24-16-0	1-4-0		4-2-0		OVERALL	4-7-0		3-2-0		12-1-0
14-8-0	0-1-0		2-1-0		HOME	3-3-0		2-2-0		7-1-0
10-8-0	1-3-0		2-1-0		AWAY	1-4-0		1-0-0		5-0-0
0-0-0	0-0-0		0-0-0		NEUTRAL	0-0-0		0-0-0		0-0-0
14-8-0	1-1-0		2-1-0		NON-CONFERENCE	1-4-0		1-1-0		9-1-0
9-4-0	0-1-0		2-1-0		HOME	0-0-0		0-1-0		7-1-0
5-4-0	1-0-0		0-0-0		AWAY	1-4-0		1-0-0		2-0-0
0-0-0	0-0-0		0-0-0		NEUTRAL	0-0-0		0-0-0		0-0-0
10-8-0	0-3-0		2-1-0		CONFERENCE	3-3-0		2-1-0		3-0-0
5-4-0	0-0-0		0-0-0		HOME	3-3-0		2-1-0		0-0-0
5-4-0	0-3-0		2-1-0		AWAY	0-0-0		0-0-0		3-0-0
0-0-0	0-0-0		0-0-0		NEUTRAL	0-0-0		0-0-0		0-0-0
RPI S Opponent	Score	RPI S Opponent	Score	RPI S Opponent	Score	RPI S Opponent	Score	RPI S Opponent	Score	
8 A Rice	0 2	29 A Old Dominion	8 6	55 A Samford	5 13	130 H Middle Tenn.	2 0			
8 A Rice	3 5	29 A Old Dominion	4 2	56 H FIU	1 0	130 H Middle Tenn.	6 4			
8 A Rice	3 5	29 A Old Dominion	1 4	56 H FIU	0 2	130 H Middle Tenn.	3 4			
17 A Alabama	2 1	45 H Arkansas St.	3 1	56 H FIU	1 0	145 A Jacksonville St.	14 9			
17 H Alabama	2 5	45 H Arkansas St.	5 0	70 H Southern Miss.	7 8	145 H Jacksonville St.	5 9			
		45 H Arkansas St.	3 5	70 H Southern Miss.	2 3	154 H Troy	2 7			
				70 H Southern Miss.	6 5	173 A Alabama St.	13 1			
				85 A Hawaii	2 4	232 A Louisiana Tech	4 2			
				85 A Hawaii	2 3	232 A Louisiana Tech	7 4			
				85 A Hawaii	5 0	232 A Louisiana Tech	8 1			
				85 A Hawaii	4 5	272 A Alabama A&M	10 3			
						272 H Alabama A&M	9 6			
						290 H Youngstown St.	4 2			
						290 H Youngstown St.	4 0			
						290 H Youngstown St.	7 3			
						293 H UT Martin	5 3			
						293 H UT Martin	3 2			
						293 H UT Martin	5 0			
LAST 10 GAMES				70 H Southern Miss.	6 5					
8 A Rice	3 5	70 H Southern Miss.	2 3							
8 A Rice	3 5	17 A Alabama	2 1							
8 A Rice	0 2	232 A Louisiana Tech	7 4							
17 H Alabama	2 5	232 A Louisiana Tech	4 2							
70 H Southern Miss.	7 8									

Non-Div. I Games:

UAB

D  
u  
k  
eD  
u  
k  
e

Duke



UCLA

Average RPI Win:		115	WON-LOST RECORD		WINNING PCT. RANK		LAST 10 GAMES		STRENGTH OF SCHEDULE		OPP. STRENGTH OF SCHEDULE		TEAM RPI		ADJ RPI		CONF. RPI		ADJ CONF. RPI			
Average RPI Loss:		86																				
DIV. I ONLY			21-16-0		.56757 100		4-6-0		117		19		91		.52725 91		4		4			
DIV. I NON-CONF.			11-10-0		.52381 132		1-3-0		55		38		102		.5202 102		3		3			
TOTALS		RPI 1-25		RPI 26-50		W-L RECORDS		RPI 51-100		RPI 101-150		RPI 150+										
21-16-0		1-3-0		1-5-0		OVERALL		8-2-0		4-2-0		7-4-0										
9-11-0		1-3-0		1-4-0		HOME		2-1-0		2-2-0		3-1-0										
9-5-0		0-0-0		0-1-0		AWAY		5-1-0		1-0-0		3-3-0										
3-0-0		0-0-0		0-0-0		NEUTRAL		1-0-0		1-0-0		1-0-0										
11-10-0		1-3-0		0-3-0		NON-CONFERENCE		4-2-0		2-1-0		4-1-0										
6-8-0		1-3-0		0-2-0		HOME		2-1-0		0-1-0		3-1-0										
2-2-0		0-0-0		0-0-		AWAY		1-1-0		1-0-0		0-0-0										
3-0-0		0-0-0		0-0-0		NEUTRAL		1-0-0		1-0-0		1-0-0										
10-6-0		0-0-0		1-2-0		CONFERENCE		4-0-0		2-1-0		3-3-0										
3-3-0		0-0-0		1-2-0		HOME		0-0-0		2-1-0		0-0-0										
7-3-0		0-0-0		0-0-0		AWAY		4-0-0		0-0-0		3-3-0										
0-0-0		0-0-0		0-0-0		NEUTRAL		0-0-0		0-0-0		0-0-0										
RPI	S	Opponent		Score		RPI	S	Opponent		Score		RPI	S	Opponent		Score						
3	H	Houston		3	4	36	H	Arizona St.		7	3	61	N	North Carolina St.		2	0	106	H	Washington St.	8	7
10	H	Cal Poly		1	9	36	H	Arizona St.		5	6	63	A	California		3	1	106	H	Washington St.	4	2
10	H	Cal Poly		5	2	36	H	Arizona St.		5	8	63	A	California		6	1	106	H	Washington St.	0	2
10	H	Cal Poly		0	8	37	H	UC Santa Barbara		4	6	63	A	California		3	2	112	N	Michigan	5	0
						42	H	Pepperdine		7	8	65	H	UC Irvine		5	0	148	A	Loyola Marymount	5	3
						48	A	Cal St. Fullerton		3	4	68	A	Southern California		6	5	148	H	Loyola Marymount	1	6
												72	A	Long Beach St.		5	8	156	A	Utah	6	8
												72	A	Long Beach St.		1	0	156	A	Utah	7	3
												72	H	Long Beach St.		0	4	156	A	Utah	3	1
												72	H	Long Beach St.		2	1	174	A	Arizona	8	0
																		174	A	Arizona	2	3
																		174	A	Arizona	5	6
																		181	N	Notre Dame	2	1
																		195	H	Cal St. Northridge	7	1
																		256	H	Portland	12	1
																		256	H	Portland	0	1
																		256	H	Portland	4	3
LAST 10 GAMES																						
156 A Utah						7	3	174 A Arizona						8	0							
156 A Utah						6	8	48 A Cal St. Fullerton						3	4							
156 A Utah						3	1	72 A Long Beach St.						5	8							
174 A Arizona						5	6	72 H Long Beach St.						0	4							
174 A Arizona						2	3	72 A Long Beach St.						1	0							

Non-Div. I Games:

UCLA

**T  
e  
x  
a  
s  
t  
.**

**Texts.**

Texas St.

Average RPI Win:	171	WON-LOST RECORD	WINNING PCT. RANK	LAST 10 GAMES	STRENGTH OF SCHEDULE	OPP. STRENGTH OF SCHEDULE	TEAM RPI	ADJ RPI	CONF. RPI	ADJ CONF. RPI	
DIV. I ONLY	23-10-0	.69697	28	8-2-0	184	121	93	.527	93	12	12
DIV. I NON-CONF.	10-7-0	.58824	93	1-1-0	257	117	193	.47745	192	14	14
<hr/>											
TOTALS	RPI 1-25	RPI 26-50		W-L RECORDS	RPI 51-100		RPI 101-150		RPI 150+		
23-10-0	0-0-0	1-2-0		OVERALL	4-4-0		2-1-0		16-3-0		
20-6-0	0-0-0	1-0-0		HOME	4-3-0		2-1-0		13-2-0		
3-4-0	0-0-0	0-2-0		AWAY	0-1-0		0-0-0		3-1-0		
0-0-0	0-0-0	0-0-0		NEUTRAL	0-0-0		0-0-0		0-0-0		
<hr/>											
10-7-0	0-0-0	1-2-0		NON-CONFERENCE	2-3-0		0-0-0		7-2-0		
10-3-0	0-0-0	1-0-0		HOME	2-2-0		0-0-0		7-1-0		
0-4-0	0-0-0	0-0-		AWAY	0-1-0		0-0-0		0-1-0		
0-0-0	0-0-0	0-0-0		NEUTRAL	0-0-0		0-0-0		0-0-0		
<hr/>											
13-3-0	0-0-0	0-0-0		CONFERENCE	2-1-0		2-1-0		9-1-0		
10-3-0	0-0-0	0-0-0		HOME	2-1-0		2-1-0		6-1-0		
3-0-0	0-0-0	0-0-0		AWAY	0-0-0		0-0-0		3-0-0		
0-0-0	0-0-0	0-0-0		NEUTRAL	0-0-0		0-0-0		0-0-0		
<hr/>											
RPI S	Opponent	Score	RPI S	Opponent	Score	RPI S	Opponent	Score	RPI S	Opponent	Score
44	A Wake Forest	3 4	44	H Wake Forest	7 6	55	H Samford	10 9	108	H Ga. Southern	5 7
44	H Wake Forest		44	H Wake Forest		55	H Samford	5 6	108	H Ga. Southern	5 2
47	A North Carolina	3 10	47	A North Carolina		55	H Samford	7 2	108	H Ga. Southern	6 0
						61	A North Carolina St.	5 7	167	H UNC Greensboro	7 6
						88	H Miami (OH)	11 14	169	H Citadel	13 3
						88	H Miami (OH)	0 6	169	H Citadel	2 1
						88	H Miami (OH)	13 6	169	H Citadel	10 8
						90	H Duke	3 2	180	A Furman	10 5
									180	A Furman	11 6
									180	A Furman	3 2
									216	H Mt. St. Mary's	11 0
									216	H Mt. St. Mary's	2 8
									218	H Winthrop	3 0
									219	H Wofford	7 3
									219	H Wofford	7 20
									219	H Wofford	9 7
									251	H Massachusetts	13 3
									251	H Massachusetts	9 8
									261	H N.C. A&T	7 4
									261	H N.C. A&T	3 1
									276	H Fairleigh Dickinson	4 2
									279	A UNC Asheville	10 12
<hr/>											
LAST 10 GAMES											
167 H UNC Greensboro						180 A Furman					
55 H Samford						180 A Furman					
55 H Samford						180 A Furman					
55 H Samford						218 H Winthrop					
279 A UNC Asheville						108 H Ga. Southern					

Non-Div. I Games:

Davidson

VMI				Through Games Of April 20, 2014													
Average RPI Win:		162	WON-LOST	WINNING	LAST 10	STRENGTH OF		OPP. STRENGTH	TEAM	ADJ		CONF.	ADJ CONF.				
Average RPI Loss:		97	RECORD	PCT. RANK	GAMES	SCHEDULE		OF SCHEDULE	RPI	RPI		RPI	RPI				
DIV. I ONLY			21-16-0	.56757	100	5-5-0		105	92	94	.52699	94	18	18			
DIV. I NON-CONF.			12-7-0	.63158	65	2-0-0		80	53	45	.54922	45	20	20			
TOTALS		RPI 1-25		RPI 26-50		W-L RECORDS		RPI 51-100		RPI 101-150		RPI 150+					
21-16-0		2-4-0		3-4-0		OVERALL		2-2-0		1-2-0		13-4-0					
14-6-0		0-0-0		0-0-0		HOME		2-1-0		1-2-0		11-3-0					
6-9-0		1-3-0		3-4-0		AWAY		0-1-0		0-0-0		2-1-0					
1-1-0		1-1-0		0-0-0		NEUTRAL		0-0-0		0-0-0		0-0-0					
12-7-0		2-1-0		1-3-0		NON-CONFERENCE		2-2-0		0-0-0		7-1-0					
9-2-0		0-0-0		0-0-0		HOME		2-1-0		0-0-0		7-1-0					
2-4-0		1-0-0		1-0-		AWAY		0-1-0		0-0-0		0-0-0					
1-1-0		1-1-0		0-0-0		NEUTRAL		0-0-0		0-0-0		0-0-0					
9-9-0		0-3-0		2-1-0		CONFERENCE		0-0-0		1-2-0		6-3-0					
5-4-0		0-0-0		0-0-0		HOME		0-0-0		1-2-0		4-2-0					
4-5-0		0-3-0		2-1-0		AWAY		0-0-0		0-0-0		2-1-0					
0-0-0		0-0-0		0-0-0		NEUTRAL		0-0-0		0-0-0		0-0-0					
RPI	S	Opponent		Score		RPI	S	Opponent		Score		RPI	S	Opponent		Score	
6	A	Virginia		3	2	29	A	Old Dominion		5	15	78	H	William & Mary		5	1
6	N	Virginia		0	12	29	A	Old Dominion		4	5	98	H	Buffalo		2	0
11	N	Kentucky		10	9	35	A	VCU		8	6	98	H	Buffalo		5	6
20	A	Liberty		0	17	41	A	High Point		4	2	100	A	UNC Wilmington		3	5
20	A	Liberty		0	5	41	A	High Point		1	2			Richmond		4	2
20	A	Liberty		0	4	41	A	High Point		4	3			Binghamton		4	2
						44	A	Wake Forest		3	9			Binghamton		2	10
														Binghamton		4	1
														Longwood		4	6
														Longwood		0	3
														Longwood		3	1
														Lafayette		3	1
														Lafayette		10	3
														Lafayette		3	0
														Gardner-Webb		9	3
														Gardner-Webb		2	5
														Gardner-Webb		6	2
														Presbyterian		5	4
														Presbyterian		6	5
														Presbyterian		15	2
														UMES		17	0
LAST 10 GAMES																	
230	H	Longwood		0	3	41	A	High Point		1	2						
230	H	Longwood		4	6	190	H	Richmond		4	2						
230	H	Longwood		3	1	78	H	William & Mary		5	1						
41	A	High Point		4	2	20	A	Liberty		0	17						
41	A	High Point		4	3	20	A	Liberty		0	4						

Non-Div. I Games:

VMI

B  
a  
l  
l  
s  
t  
e

Ball St.

RPI	S	Opponent	Score	
280	N	Rider	5	4
280	N	Rider	4	1
295	N	Mississippi Val.	12	1

Ball St.

B  
a  
l  
l  
S  
t  
.

B  
a  
l  
l  
S  
t  
.

Average RPI Win:	140	WON-LOST	WINNING	LAST 10	STRENGTH OF	OPP. STRENGTH	TEAM	ADJ	CONF.	ADJ CONF.	
Average RPI Loss:	82	RECORD	PCT. RANK	GAMES	SCHEDULE	OF SCHEDULE	RPI	RPI	RPI	RPI	
DIV. I ONLY	17-19-0	.47222	165	5-5-0	53	114	96	.52565	96	5	5
DIV. I NON-CONF.	11-10-0	.52381	132	2-2-0	90	91	61	.53946	61	5	5
<hr/>											
TOTALS	RPI 1-25	RPI 26-50		W-L RECORDS		RPI 51-100		RPI 101-150		RPI 150+	
17-19-0	0-0-0	2-5-0		OVERALL		5-9-0		3-2-0		7-3-0	
6-7-0	0-0-0	2-5-0		HOME		0-1-0		1-0-0		3-1-0	
8-10-0	0-0-0	0-0-0		AWAY		5-7-0		2-2-0		1-1-0	
3-2-0	0-0-0	0-0-0		NEUTRAL		0-1-0		0-0-0		3-1-0	
<hr/>											
11-10-0	0-0-0	1-0-0		NON-CONFERENCE		4-7-0		1-1-0		5-2-0	
3-1-0	0-0-0	1-0-0		HOME		0-1-0		1-0-0		1-0-0	
5-7-0	0-0-0	0-0-		AWAY		4-5-0		0-1-0		1-1-0	
3-2-0	0-0-0	0-0-0		NEUTRAL		0-1-0		0-0-0		3-1-0	
<hr/>											
6-9-0	0-0-0	1-5-0		CONFERENCE		1-2-0		2-1-0		2-1-0	
3-6-0	0-0-0	1-5-0		HOME		0-0-0		0-0-0		2-1-0	
3-3-0	0-0-0	0-0-0		AWAY		1-2-0		2-1-0		0-0-0	
0-0-0	0-0-0	0-0-0		NEUTRAL		0-0-0		0-0-0		0-0-0	
<hr/>											
RPI	S	Opponent	Score	RPI	S	Opponent	Score	RPI	S	Opponent	Score
				32	H	Illinois St.	1 7	52	A	New Mexico	0 7
				32	H	Illinois St.	4 2	52	A	New Mexico	6 1
				32	H	Illinois St.	1 6	53	A	Oklahoma St.	2 3
				38	H	Dallas Baptist	0 1	53	H	Oklahoma St.	0 6
				38	H	Dallas Baptist	0 1	62	N	Kansas St.	3 8
				38	H	Dallas Baptist	0 2	66	A	Wichita St.	0 5
				45	H	Arkansas St.	5 4	66	A	Wichita St.	4 3
								66	A	Wichita St.	1 5
								82	A	Oral Roberts	1 4
								82	A	Oral Roberts	3 2
								86	A	Southeast Mo. St.	5 6
								97	A	Central Ark.	6 4
								97	A	Central Ark.	4 6
								97	A	Central Ark.	11 5

Non-Div. I Games:

Missouri St.

Average RPI Win: 152		WON-LOST	WINNING	LAST 10	STRENGTH OF		OPP. STRENGTH	TEAM	ADJ	CONF.	ADJ CONF.
Average RPI Loss: 121		RECORD	PCT. RANK	GAMES	SCHEDULE		OF SCHEDULE	RPI	RPI	RPI	RPI
DIV. I ONLY		21-15-0	.58333	94	5-5-0		122	167	97	.52564	97
DIV. I NON-CONF.		10-7-0	.58824	93	0-1-0		210	198	149	.50225	149
TOTALS		RPI 1-25	RPI 26-50		W-L RECORDS		RPI 51-100		RPI 101-150		RPI 150+
21-15-0	0-0-0	1-1-0		OVERALL		6-4-0		6-7-0		8-3-0	
13-5-0	0-0-0	1-0-0		HOME		4-2-0		4-3-0		4-0-0	
7-9-0	0-0-0	0-1-0		AWAY		2-2-0		2-4-0		3-2-0	
1-1-0	0-0-0	0-0-0		NEUTRAL		0-0-0		0-0-0		1-1-0	
10-7-0	0-0-0	1-1-0		NON-CONFERENCE		3-4-0		0-1-0		6-1-0	
6-3-0	0-0-0	1-0-0		HOME		1-2-0		0-1-0		4-0-0	
3-3-0	0-0-0	0-0-		AWAY		2-2-0		0-0-0		1-0-0	
1-1-0	0-0-0	0-0-0		NEUTRAL		0-0-0		0-0-0		1-1-0	
11-8-0	0-0-0	0-0-0		CONFERENCE		3-0-0		6-6-0		2-2-0	
7-2-0	0-0-0	0-0-0		HOME		3-0-0		4-2-0		0-0-0	
4-6-0	0-0-0	0-0-0		AWAY		0-0-0		2-4-0		2-2-0	
0-0-0	0-0-0	0-0-0		NEUTRAL		0-0-0		0-0-0		0-0-0	
RPI S	Opponent	Score		RPI S	Opponent	Score		RPI S	Opponent	Score	
32 H	Illinois St.	7	0	59 H	Sam Houston St.	4	2	114 H	Creighton	2	10
45 A	Arkansas St.	0	3	59 H	Sam Houston St.	9	7	115 H	Southeastern La.	0	6
				59 H	Sam Houston St.	6	4	115 H	Southeastern La.	3	0
				66 A	Wichita St.	6	9	115 H	Southeastern La.	4	7
				69 A	Memphis	4	2	118 A	A&M-Corpus Christi	3	6
				69 A	Memphis	8	4	118 A	A&M-Corpus Christi	4	9
				69 A	Memphis	1	2	118 A	A&M-Corpus Christi	4	2
				96 H	Missouri St.	5	11	132 A	Nicholls St.	4	3
				96 H	Missouri St.	4	6	132 A	Nicholls St.	2	3
				96 H	Missouri St.	6	4	132 A	Nicholls St.	0	4
								139 H	McNeese St.	6	5
								139 H	McNeese St.	4	2
								139 H	McNeese St.	11	3
								152 A	Stephen F. Austin	8	4
								152 A	Stephen F. Austin	6	9
								152 A	Stephen F. Austin	4	5
								153 H	UALR	5	4
								266 A	Abilene Christian	6	4
								270 H	North Dakota	4	3
								270 H	North Dakota	6	1
								282 A	Ark.-Pine Bluff	13	1
								282 H	Ark.-Pine Bluff	18	12
								291 N	NJIT	5	7
								291 N	NJIT	17	7
LAST 10 GAMES				132 A	Nicholls St.	0	4				
				45 A	Arkansas St.	0	3				
				115 H	Southeastern La.	4	7				
				115 H	Southeastern La.	3	0				
				115 H	Southeastern La.	0	6				
139 H	McNeese St.	4	2								
139 H	McNeese St.	11	3								
139 H	McNeese St.	6	5								
132 A	Nicholls St.	4	3								
132 A	Nicholls St.	2	3								

Non-Div. I Games:

Central Ark.



Average RPI Win:	196	WON-LOST RECORD	WINNING PCT. RANK	LAST 10 GAMES	STRENGTH OF SCHEDULE	OPP. STRENGTH OF SCHEDULE	TEAM RPI	ADJ RPI	CONF. RPI	ADJ CONF. RPI	
Average RPI Loss:	124										
DIV. I ONLY	17-14-0	.54839	114	5-5-0	176	228	98	.52531	98	19	19
DIV. I NON-CONF.	9-8-0	.52941	128	0-1-0	222	226	132	.50983	132	13	13
<hr/>											
TOTALS	RPI 1-25	RPI 26-50		W-L RECORDS	RPI 51-100		RPI 101-150		RPI 150+		
17-14-0	0-0-0	0-2-0		OVERALL	3-3-0		2-6-0		12-3-0		
0-0-0	0-0-0	0-0-0		HOME	0-0-0		0-0-0		0-0-0		
7-11-0	0-0-0	0-2-0		AWAY	1-1-0		2-6-0		4-2-0		
10-3-0	0-0-0	0-0-0		NEUTRAL	2-2-0		0-0-0		8-1-0		
<hr/>											
9-8-0	0-0-0	0-2-0		NON-CONFERENCE	2-2-0		0-2-0		7-2-0		
0-0-0	0-0-0	0-0-0		HOME	0-0-0		0-0-0		0-0-0		
3-6-0	0-0-0	0-0-		AWAY	1-1-0		0-2-0		2-1-0		
6-2-0	0-0-0	0-0-0		NEUTRAL	1-1-0		0-0-0		5-1-0		
<hr/>											
8-6-0	0-0-0	0-0-0		CONFERENCE	1-1-0		2-4-0		5-1-0		
0-0-0	0-0-0	0-0-0		HOME	0-0-0		0-0-0		0-0-0		
4-5-0	0-0-0	0-0-0		AWAY	0-0-0		2-4-0		2-1-0		
4-1-0	0-0-0	0-0-0		NEUTRAL	1-1-0		0-0-0		3-0-0		
<hr/>											
RPI S	Opponent	Score	RPI S	Opponent	Score	RPI S	Opponent	Score	RPI S	Opponent	Score
			35 A	VCU	0 1	60 N	Western Caro.	5 4	103 A	Central Mich.	11 3
			46 A	Georgia	10 11	67 N	Rutgers	3 6	103 A	Central Mich.	3 6
						94 A	VMI	6 5	103 A	Central Mich.	5 6
						94 A	VMI	0 2	126 A	Kent St.	4 8
						95 N	Ball St.	2 5	126 A	Kent St.	6 0
						95 N	Ball St.	14 13	126 A	Kent St.	4 7
									134 A	Canisius	11 12
									134 A	Canisius	11 12
									171 N	North Florida	3 4
									203 N	Western Mich.	5 4
									203 N	Western Mich.	8 7
									203 N	Western Mich.	7 3
									220 A	Northern Ill.	9 15
									220 A	Northern Ill.	3 2
									220 A	Northern Ill.	3 1
									226 N	Quinnipiac	10 1
									231 N	Lafayette	2 1
									246 N	Villanova	4 2
									271 N	UMES	5 3
									271 N	UMES	11 1
									275 A	Norfolk St.	7 1
									278 A	St. Bonaventure	4 6
									278 A	St. Bonaventure	4 3
			LAST 10 GAMES								
			126 A	Kent St.	4 7	203 N	Western Mich.	8 7			
			126 A	Kent St.	4 8	103 A	Central Mich.	11 3			
			126 A	Kent St.	6 0	103 A	Central Mich.	5 6			
			203 N	Western Mich.	7 3	103 A	Central Mich.	3 6			
			203 N	Western Mich.	5 4	278 A	St. Bonaventure	4 6			

Non-Div. I Games:

Buffalo

Average RPI Win:		187	WON-LOST RECORD		WINNING PCT. RANK		LAST 10 GAMES		STRENGTH OF SCHEDULE		OPP. STRENGTH OF SCHEDULE		TEAM RPI		ADJ RPI		CONF. RPI		ADJ CONF. RPI				
DIV. I ONLY			27-12-0		.69231 30		8-2-0		220		83		99		.52519 99		14		14				
DIV. I NON-CONF.			17-10-0		.62963 70		0-2-0		215		61		121		.51325 121		15		15				
TOTALS		RPI 1-25		RPI 26-50		W-L RECORDS		RPI 51-100		RPI 101-150		RPI 150+											
27-12-0		0-4-0		2-1-0		OVERALL		0-0-0		5-2-0		20-5-0											
21-6-0		0-0-0		2-1-0		HOME		0-0-0		2-2-0		17-3-0											
6-6-0		0-4-0		0-0-0		AWAY		0-0-0		3-0-0		3-2-0											
0-0-0		0-0-0		0-0-0		NEUTRAL		0-0-0		0-0-0		0-0-0											
17-10-0		0-4-0		2-1-0		NON-CONFERENCE		0-0-0		2-2-0		13-3-0											
14-4-0		0-0-0		2-1-0		HOME		0-0-0		2-2-0		10-1-0											
3-6-0		0-4-0		0-0-		AWAY		0-0-0		0-0-0		3-2-0											
0-0-0		0-0-0		0-0-0		NEUTRAL		0-0-0		0-0-0		0-0-0											
10-2-0		0-0-0		0-0-0		CONFERENCE		0-0-0		3-0-0		7-2-0											
7-2-0		0-0-0		0-0-0		HOME		0-0-0		0-0-0		7-2-0											
3-0-0		0-0-0		0-0-0		AWAY		0-0-0		3-0-0		0-0-0											
0-0-0		0-0-0		0-0-0		NEUTRAL		0-0-0		0-0-0		0-0-0											
RPI	S	Opponent		Score		RPI	S	Opponent		Score		RPI	S	Opponent		Score							
3	A	Houston		3	8	47	H	North Carolina		7	4	108	H	Ga. Southern		3	7						
3	A	Houston		2	3	47	H	North Carolina		3	1	109	A	Towson		8	6						
3	A	Houston		1	7	47	H	North Carolina		3	12	109	A	Towson		5	3						
5	A	South Carolina		2	4							109	A	Towson		14	5						
												112	H	Michigan		4	3						
												112	H	Michigan		3	2						
												126	H	Kent St.		6	8						
												166	A	Jacksonville		4	1						
												166	H	Jacksonville		4	3						
												169	A	Citadel		4	5						
												169	A	Citadel		8	0						
												169	H	Citadel		11	5						
												172	H	Delaware		12	1						
												172	H	Delaware		8	3						
												172	H	Delaware		6	2						
												193	H	Toledo		2	5						
												204	H	James Madison		6	2						
												204	H	James Madison		12	2						
												204	H	James Madison		5	0						
												214	H	Charlotte		5	2						
												222	H	Northeastern		3	0						
												222	H	Northeastern		3	5						
												222	H	Northeastern		3	4						
												239	A	Charleston So.		9	2						
												239	H	Charleston So.		12	3						
												252	A	USC Upstate		1	2						
												252	A	USC Upstate		1	2						
												273	H	Rhode Island		7	3						
LAST 10 GAMES																							
204 H James Madison						12	2	172 H Delaware						12	1	222 H Northeastern						3	4
204 H James Madison						5	0	172 H Delaware						6	2	239 A Charleston So.						9	2
204 H James Madison						6	2	252 A USC Upstate						1	2	239 H Charleston So.						12	3
108 H Ga. Southern						3	7	109 A Towson						8	6	252 A USC Upstate						1	2
172 H Delaware						8	3	109 A Towson						5	3	273 H Rhode Island						7	3

**Non-Div. I Games:**

Col. of Charleston

RPI	S	Opponent	Score	
273	H	Rhode Island	1	0
273	H	Rhode Island	7	4
287	H	Marist	7	3
287	H	Marist	7	0
287	H	Marist	5	4

Col. of Charleston

C  
o  
l  
.  
o  
f  
C  
h  
a  
r  
l  
e  
s  
t  
o  
n

C  
o  
l  
.  
o  
f  
C  
h  
a  
r  
l  
e  
s  
t  
o  
n

Average RPI Win:		136	WON-LOST RECORD		WINNING PCT. RANK		LAST 10 GAMES		STRENGTH OF SCHEDULE		OPP. STRENGTH OF SCHEDULE		TEAM RPI		ADJ RPI		CONF. RPI		ADJ CONF. RPI				
DIV. I ONLY			19-19-0		.5	141	1-0-0		24		134		100		.52396		100	14		14			
DIV. I NON-CONF.			14-14-0		.5	141	1-0-0		10		75		71		.53414		71	15		15			
TOTALS		RPI 1-25		RPI 26-50			W-L RECORDS			RPI 51-100			RPI 101-150			RPI 150+							
19-19-0		2-5-0		3-5-0			OVERALL			3-6-0			3-0-0			8-3-0							
14-11-0		2-5-0		3-3-0			HOME			1-1-0			3-0-0			5-2-0							
4-8-0		0-0-0		0-2-0			AWAY			1-5-0			0-0-0			3-1-0							
1-0-0		0-0-0		0-0-0			NEUTRAL			1-0-0			0-0-0			0-0-0							
14-14-0		2-5-0		3-5-0			NON-CONFERENCE			2-4-0			1-0-0			6-0-0							
11-9-0		2-5-0		3-3-0			HOME			1-1-0			1-0-0			4-0-0							
2-5-0		0-0-0		0-0-			AWAY			0-3-0			0-0-0			2-0-0							
1-0-0		0-0-0		0-0-0			NEUTRAL			1-0-0			0-0-0			0-0-0							
5-5-0		0-0-0		0-0-0			CONFERENCE			1-2-0			2-0-0			2-3-0							
3-2-0		0-0-0		0-0-0			HOME			0-0-0			2-0-0			1-2-0							
2-3-0		0-0-0		0-0-0			AWAY			1-2-0			0-0-0			1-1-0							
0-0-0		0-0-0		0-0-0			NEUTRAL			0-0-0			0-0-0			0-0-0							
RPI	S	Opponent		Score		RPI	S	Opponent		Score		RPI	S	Opponent		Score		RPI	S	Opponent		Score	
6	H	Virginia		2	7	33	H	West Virginia		2	1	61	H	North Carolina St.		2	11	102	H	Campbell		3	0
11	H	Kentucky		4	10	33	H	West Virginia		3	9	71	A	East Carolina		5	8	109	H	Towson		11	2
20	H	Liberty		6	14	33	H	West Virginia		13	10	76	A	San Diego		2	5	109	H	Towson		11	8
20	H	Liberty		11	0	35	H	VCU		8	14	78	A	William & Mary		8	2	167	H	UNC Greensboro		5	2
21	H	Indiana St.		3	2	35	H	VCU		4	2	78	A	William & Mary		2	14	197	A	Coastal Caro.		7	3
21	H	Indiana St.		1	6	35	H	VCU		2	4	78	A	William & Mary		2	10	197	H	Coastal Caro.		5	4
21	H	Indiana St.		5	11	42	A	Pepperdine		1	2	80	N	Baylor		5	3	204	A	James Madison		5	6
						47	A	North Carolina		4	9	83	A	Elon		2	3	204	A	James Madison		6	4
												94	H	VMI		5	3	237	H	Hofstra		9	2
																		237	H	Hofstra		5	11
																		237	H	Hofstra		1	3
																		285	A	N.C. Central		9	0
																		296	H	Ohio		9	1
																		296	H	Ohio		6	3
LAST 10 GAMES																							
						285	A	N.C. Central		9	0	237	H	Hofstra		9	2						
						109	H	Towson		11	8	102	H	Campbell		3	0						
						109	H	Towson		11	2	78	A	William & Mary		2	10						
						237	H	Hofstra		1	3	78	A	William & Mary		2	14						
						237	H	Hofstra		5	11	78	A	William & Mary		8	2						

Non-Div. I Games:

UNC Wilmington

**x  
a  
v  
i  
e  
r**

Xavier

Xavier

Average RPI Win:	192	WON-LOST	WINNING	LAST 10	STRENGTH OF	OPP. STRENGTH	TEAM	ADJ	CONF.	ADJ CONF.		
Average RPI Loss:	92	RECORD	PCT. RANK	GAMES	SCHEDULE	OF SCHEDULE	RPI	RPI	RPI	RPI		
DIV. I ONLY	26-14-0	.65	47	7-3-0	183	146	102	.5212	102	18	18	
DIV. I NON-CONF.	14-8-0	.63636	60	0-1-0	205	148	153	.50067	153	20	20	
<hr/>												
TOTALS	RPI 1-25	RPI 26-50		W-L RECORDS		RPI 51-100		RPI 101-150		RPI 150+		
26-14-0	1-2-0	1-2-0		OVERALL		3-6-0		4-2-0		17-2-0		
19-7-0	0-0-0	1-2-0		HOME		3-3-0		2-0-0		13-2-0		
5-7-0	1-2-0	0-0-0		AWAY		0-3-0		1-2-0		3-0-0		
2-0-0	0-0-0	0-0-0		NEUTRAL		0-0-0		1-0-0		1-0-0		
<hr/>												
14-8-0	0-0-0	0-0-0		NON-CONFERENCE		3-6-0		3-0-0		8-2-0		
12-5-0	0-0-0	0-0-0		HOME		3-3-0		2-0-0		7-2-0		
0-3-0	0-0-0	0-0-		AWAY		0-3-0		0-0-0		0-0-0		
2-0-0	0-0-0	0-0-0		NEUTRAL		0-0-0		1-0-0		1-0-0		
<hr/>												
12-6-0	1-2-0	1-2-0		CONFERENCE		0-0-0		1-2-0		9-0-0		
7-2-0	0-0-0	1-2-0		HOME		0-0-0		0-0-0		6-0-0		
5-4-0	1-2-0	0-0-0		AWAY		0-0-0		1-2-0		3-0-0		
0-0-0	0-0-0	0-0-0		NEUTRAL		0-0-0		0-0-0		0-0-0		
<hr/>												
RPI	S	Opponent	Score	RPI	S	Opponent	Score	RPI	S	Opponent	Score	
20	A	Liberty	1 17	41	H	High Point	6 8	61	H	North Carolina St.	2 9	
20	A	Liberty	6 5	41	H	High Point	2 10	71	A	East Carolina	3 8	
20	A	Liberty	1 5	41	H	High Point	8 5	78	H	William & Mary	2 1	
								78	H	William & Mary	6 7	
								78	H	William & Mary	7 19	
								83	A	Elon	1 2	
								95	H	Ball St.	4 3	
								95	H	Ball St.	4 0	
								100	A	UNC Wilmington	0 3	
										109	H Towson	5 4
										119	A Radford	4 5
										119	A Radford	5 4
										119	A Radford	3 10
										120	N Missouri	6 3
										146	H Army	6 5
										172	H Delaware	2 6
										172	H Delaware	9 2
										178	N Appalachian St.	8 4
										230	A Longwood	7 3
										230	A Longwood	3 0
										230	A Longwood	4 1
										237	H Presbyterian	10 1
										237	H Presbyterian	4 0
										237	H Presbyterian	4 1
										242	H La Salle	10 6
										242	H La Salle	9 2
										242	H La Salle	9 4
										279	H UNC Asheville	7 1
										279	H UNC Asheville	9 3
										279	H UNC Asheville	3 0
				LAST 10 GAMES						281	H Albany (NY)	3 6
				119	A	Radford	4 5	279	H	UNC Asheville	7 1	
				119	A	Radford	5 4	100	A	UNC Wilmington	0 3	
				119	A	Radford	3 10	237	H	Presbyterian	4 1	
				279	H	UNC Asheville	3 0	237	H	Presbyterian	10 1	
				279	H	UNC Asheville	9 3	237	H	Presbyterian	4 0	

Non-Div. I Games:

Campbell

Average RPI Win: 173		WON-LOST	WINNING	LAST 10	STRENGTH OF		OPP. STRENGTH	TEAM	ADJ		CONF.	ADJ CONF.
Average RPI Loss: 131		RECORD	PCT. RANK	GAMES	SCHEDULE		OF SCHEDULE	RPI	RPI		RPI	RPI
DIV. I ONLY		24-15-0	.61538	67	6-4-0		249	120	103		19	19
DIV. I NON-CONF.		12-12-0	.5	141	2-1-0		213	119	124		13	13
TOTALS		RPI 1-25	RPI 26-50		W-L RECORDS		RPI 51-100		RPI 101-150		RPI 150+	
24-15-0		0-0-0	2-5-0		OVERALL		5-1-0		5-2-0		12-7-0	
6-2-0		0-0-0	0-0-0		HOME		5-1-0		1-0-0		0-1-0	
15-11-0		0-0-0	2-5-0		AWAY		0-0-0		3-2-0		10-4-0	
3-2-0		0-0-0	0-0-0		NEUTRAL		0-0-0		1-0-0		2-2-0	
12-12-0		0-0-0	2-5-0		NON-CONFERENCE		0-0-0		3-1-0		7-6-0	
1-1-0		0-0-0	0-0-0		HOME		0-0-0		1-0-0		0-1-0	
8-9-0		0-0-0	2-0-		AWAY		0-0-0		1-1-0		5-3-0	
3-2-0		0-0-0	0-0-0		NEUTRAL		0-0-0		1-0-0		2-2-0	
12-3-0		0-0-0	0-0-0		CONFERENCE		5-1-0		2-1-0		5-1-0	
5-1-0		0-0-0	0-0-0		HOME		5-1-0		0-0-0		0-0-0	
7-2-0		0-0-0	0-0-0		AWAY		0-0-0		2-1-0		5-1-0	
0-0-0		0-0-0	0-0-0		NEUTRAL		0-0-0		0-0-0		0-0-0	
RPI S	Opponent	Score	RPI S	Opponent	Score	RPI S	Opponent	Score	RPI S	Opponent	Score	
38 A	UNLV	0 5	88 H	Miami (OH)	8 4	110 N	Bucknell	10 4				
38 A	UNLV	8 11	88 H	Miami (OH)	4 1	112 A	Michigan	3 6				
38 A	UNLV	2 5	88 H	Miami (OH)	2 1	121 A	Michigan St.	10 1				
38 A	UNLV	2 6	98 H	Buffalo	6 5	121 H	Michigan St.	7 5				
50 A	UCF	7 6	98 H	Buffalo	6 3	133 A	Bowling Green	8 17				
50 A	UCF	3 2	98 H	Buffalo	3 11	133 A	Bowling Green	16 2				
50 A	UCF	4 5				133 A	Bowling Green	7 6				
						154 A	Troy	3 2				
						154 A	Troy	4 5				
						154 A	Troy	4 1				
						154 A	Troy	2 3				
						161 N	Boston College	4 5				
						220 A	Northern Ill.	5 3				
						220 A	Northern Ill.	1 3				
						220 A	Northern Ill.	3 2				
						222 N	Northeastern	5 7				
						243 H	Oakland	8 14				
						246 N	Villanova	13 3				
						269 A	Incarnate Word	12 1				
						269 A	Incarnate Word	3 0				
						269 A	Incarnate Word	2 5				
						269 A	Incarnate Word	6 4				
						278 N	St. Bonaventure	5 0				
						296 A	Ohio	4 2				
						296 A	Ohio	10 2				
						296 A	Ohio	6 3				
LAST 10 GAMES			133 A	Bowling Green	16 2	278 N	St. Bonaventure	5 0				
220 A	Northern Ill.	1 3	133 A	Bowling Green	7 6	296 A	Ohio	4 2				
220 A	Northern Ill.	5 3	243 H	Oakland	8 14	296 A	Ohio	10 2				
220 A	Northern Ill.	3 2	121 A	Michigan St.	10 1	296 A	Ohio	6 3				
121 H	Michigan St.	7 5	98 H	Buffalo	3 11							
133 A	Bowling Green	8 17										

Non-Div. I Games: Madonna 13 7

Central Mich.

Average RPI Win:	127	WON-LOST RECORD	WINNING PCT. RANK	LAST 10 GAMES	STRENGTH OF SCHEDULE	OPP. STRENGTH OF SCHEDULE	TEAM RPI	ADJ RPI	CONF. RPI	ADJ CONF. RPI			
DIV. I ONLY		21-16-0	.56757	100	8-2-0	211	10	104	.51977	104	8	8	
DIV. I NON-CONF.		8-8-0	.5	141	1-1-0	237	12	145	.50395	145	7	7	
<hr/>													
TOTALS	RPI 1-25	RPI 26-50		W-L RECORDS		RPI 51-100		RPI 101-150		RPI 150+			
21-16-0	0-0-0	4-2-0		OVERALL		4-6-0		2-2-0		11-6-0			
13-3-0	0-0-0	3-0-0		HOME		2-1-0		1-0-0		7-2-0			
7-12-0	0-0-0	1-2-0		AWAY		2-5-0		1-2-0		3-3-0			
1-1-0	0-0-0	0-0-0		NEUTRAL		0-0-0		0-0-0		1-1-0			
<hr/>													
8-8-0	0-0-0	0-0-0		NON-CONFERENCE		2-2-0		2-2-0		4-4-0			
3-1-0	0-0-0	0-0-0		HOME		0-0-0		1-0-0		2-1-0			
4-6-0	0-0-0	0-0-		AWAY		2-2-0		1-2-0		1-2-0			
1-1-0	0-0-0	0-0-0		NEUTRAL		0-0-0		0-0-0		1-1-0			
<hr/>													
13-8-0	0-0-0	4-2-0		CONFERENCE		2-4-0		0-0-0		7-2-0			
10-2-0	0-0-0	3-0-0		HOME		2-1-0		0-0-0		5-1-0			
3-6-0	0-0-0	1-2-0		AWAY		0-3-0		0-0-0		2-1-0			
0-0-0	0-0-0	0-0-0		NEUTRAL		0-0-0		0-0-0		0-0-0			
<hr/>													
RPI	S	Opponent	Score	RPI	S	Opponent	Score	RPI	S	Opponent	Score		
				43	A	San Diego St.	4 3	75	A	Fresno St.	9 11		
				43	A	San Diego St.	4 10	75	A	Fresno St.	1 4		
				43	A	San Diego St.	0 3	75	A	Fresno St.	3 5		
				43	H	San Diego St.	4 2	75	H	Fresno St.	9 8		
				43	H	San Diego St.	8 0	75	H	Fresno St.	10 20		
				43	H	San Diego St.	11 4	75	H	Fresno St.	9 8		
								85	A	Hawaii	0 1		
								85	A	Hawaii	3 6		
								85	A	Hawaii	7 4		
								85	A	Hawaii	10 6		
										117	A	San Francisco	0 7
										142	A	Pacific	8 4
										142	H	Pacific	7 6
										147	A	Sacramento St.	4 7
										151	H	Grand Canyon	3 2
										151	H	Grand Canyon	0 4
										161	N	Boston College	3 7
										161	N	Boston College	4 1
										170	A	Santa Clara	4 1
										170	A	Santa Clara	3 4
										170	H	Santa Clara	9 4
										175	A	San Jose St.	7 4
										175	A	San Jose St.	6 5
										175	A	San Jose St.	1 2
										175	H	San Jose St.	8 3
										175	H	San Jose St.	4 7
										175	H	San Jose St.	6 4
										176	A	UC Davis	3 4
										183	H	Air Force	7 1
										183	H	Air Force	5 2
										183	H	Air Force	5 1
<hr/>													
LAST 10 GAMES													
				75	H	Fresno St.	9 8	43	H	San Diego St.	8 0		
				75	H	Fresno St.	9 8	43	H	San Diego St.	4 2		
				75	H	Fresno St.	10 20	170	H	Santa Clara	9 4		
				117	A	San Francisco	0 7	175	A	San Jose St.	7 4		
				43	H	San Diego St.	11 4	175	A	San Jose St.	6 5		

Non-Div. I Games:

Nevada



Average RPI Win:	165	WON-LOST RECORD	WINNING PCT. RANK	LAST 10 GAMES	STRENGTH OF SCHEDULE	OPP. STRENGTH OF SCHEDULE	TEAM RPI	ADJ RPI	CONF. RPI	ADJ CONF. RPI		
Average RPI Loss:	68											
DIV. I ONLY		17-18-0	.48571	154	4-6-0	37	154	105	.51955	105	6	6
DIV. I NON-CONF.		11-15-0	.42308	194	0-5-0	27	164	116	.51379	116	6	6
<hr/>												
TOTALS	RPI 1-25	RPI 26-50		W-L RECORDS		RPI 51-100		RPI 101-150		RPI 150+		
17-18-0	0-3-0	0-6-0		OVERALL		1-6-0		7-2-0		9-1-0		
13-7-0	0-0-0	0-3-0		HOME		0-1-0		7-2-0		6-1-0		
4-11-0	0-3-0	0-3-0		AWAY		1-5-0		0-0-0		3-0-0		
0-0-0	0-0-0	0-0-0		NEUTRAL		0-0-0		0-0-0		0-0-0		
11-15-0	0-3-0	0-6-0		NON-CONFERENCE		0-4-0		7-2-0		4-0-0		
8-6-0	0-0-0	0-3-0		HOME		0-1-0		7-2-0		1-0-0		
3-9-0	0-3-0	0-0-		AWAY		0-3-0		0-0-0		3-0-0		
0-0-0	0-0-0	0-0-0		NEUTRAL		0-0-0		0-0-0		0-0-0		
6-3-0	0-0-0	0-0-0		CONFERENCE		1-2-0		0-0-0		5-1-0		
5-1-0	0-0-0	0-0-0		HOME		0-0-0		0-0-0		5-1-0		
1-2-0	0-0-0	0-0-0		AWAY		1-2-0		0-0-0		0-0-0		
0-0-0	0-0-0	0-0-0		NEUTRAL		0-0-0		0-0-0		0-0-0		
RPI	S	Opponent	Score	RPI	S	Opponent	Score	RPI	S	Opponent	Score	
22	A	Oregon	2 7	33	H	West Virginia	1 2	65	A	UC Irvine	2 4	
22	A	Oregon	5 6	33	H	West Virginia	4 7	65	A	UC Irvine	0 8	
22	A	Oregon	4 7	38	A	UNLV	4 5	65	A	UC Irvine	3 1	
				43	A	San Diego St.	5 6	76	H	San Diego	8 13	
				43	A	San Diego St.	3 4	92	A	Texas St.	7 8	
				43	H	San Diego St.	7 8	92	A	Texas St.	0 2	
								92	A	Texas St.	5 7	

Non-Div. I Games:

UC Riverside

Average RPI Win: 113		WON-LOST	WINNING	LAST 10	STRENGTH OF		OPP. STRENGTH	TEAM	ADJ	CONF.	ADJ CONF.
Average RPI Loss: 94		RECORD	PCT. RANK	GAMES	SCHEDULE		OF SCHEDULE	RPI	RPI	RPI	RPI
DIV. I ONLY		17-19-0	.47222	165	4-6-0		93	32	106	.51923	106
DIV. I NON-CONF.		10-11-0	.47619	167	1-1-0		223	14	168	.49037	168
TOTALS		RPI 1-25	RPI 26-50		W-L RECORDS		RPI 51-100		RPI 101-150		RPI 150+
17-19-0		1-5-0	1-2-0		OVERALL		8-5-0		0-2-0		7-5-0
9-6-0		1-2-0	0-0-0		HOME		5-3-0		0-0-0		3-1-0
8-12-0		0-3-0	1-2-0		AWAY		3-2-0		0-1-0		4-4-0
0-1-0		0-0-0	0-0-0		NEUTRAL		0-0-0		0-1-0		0-0-0
10-11-0		0-0-0	1-2-0		NON-CONFERENCE		4-3-0		0-2-0		5-4-0
5-4-0		0-0-0	0-0-0		HOME		2-3-0		0-0-0		3-1-0
5-6-0		0-0-0	1-0-		AWAY		2-0-0		0-1-0		2-3-0
0-1-0		0-0-0	0-0-0		NEUTRAL		0-0-0		0-1-0		0-0-0
7-8-0		1-5-0	0-0-0		CONFERENCE		4-2-0		0-0-0		2-1-0
4-2-0		1-2-0	0-0-0		HOME		3-0-0		0-0-0		0-0-0
3-6-0		0-3-0	0-0-0		AWAY		1-2-0		0-0-0		2-1-0
0-0-0		0-0-0	0-0-0		NEUTRAL		0-0-0		0-0-0		0-0-0
RPI S	Opponent	Score	RPI S	Opponent	Score	RPI S	Opponent	Score	RPI S	Opponent	Score
22 A	Oregon	3 6	48 A	Cal St. Fullerton	0 12	60 H	Western Caro.	1 13	105 A	UC Riverside	7 12
22 A	Oregon	1 11	48 A	Cal St. Fullerton	4 5	60 H	Western Caro.	6 8	149 N	BYU	0 3
22 A	Oregon	1 2	48 A	Cal St. Fullerton	9 7	63 H	California	3 1	164 A	Gonzaga	5 1
23 H	Oregon St.	5 12				63 H	California	3 0	174 A	Arizona	3 2
23 H	Oregon St.	4 1				63 H	California	6 5	174 A	Arizona	6 5
23 H	Oregon St.	1 8				76 A	San Diego	9 7	174 A	Arizona	1 12
						76 A	San Diego	4 3	175 H	San Jose St.	3 7
						91 A	UCLA	2 0	175 H	San Jose St.	12 9
						91 A	UCLA	2 4	175 H	San Jose St.	4 2
						91 A	UCLA	7 8	175 H	San Jose St.	16 3
						92 H	Texas St.	4 3	195 A	Cal St. Northridge	0 1
						92 H	Texas St.	8 6	195 A	Cal St. Northridge	1 2
						92 H	Texas St.	3 5	195 A	Cal St. Northridge	2 3
									195 A	Cal St. Northridge	1 0
LAST 10 GAMES											
22 A	Oregon	1 2	23 H	Oregon St.	5 12						
22 A	Oregon	3 6	23 H	Oregon St.	4 1						
22 A	Oregon	1 11	149 N	BYU	0 3						
164 A	Gonzaga	5 1	63 H	California	6 5						
23 H	Oregon St.	1 8	63 H	California	3 1						

Non-Div. I Games:

Washington St.

Average RPI Win: 144		WON-LOST	WINNING	LAST 10	STRENGTH OF		OPP. STRENGTH	TEAM	ADJ	CONF.	ADJ CONF.
Average RPI Loss: 62		RECORD	PCT. RANK	GAMES	SCHEDULE		OF SCHEDULE	RPI	RPI	RPI	RPI
DIV. I ONLY		18-20-1	.47436	162	2-0-0		36	54	107	.51917	107
DIV. I NON-CONF.		11-6-1	.63889	59	2-0-0		101	135	65	.53759	65
TOTALS		RPI 1-25	RPI 26-50		W-L RECORDS		RPI 51-100		RPI 101-150		RPI 150+
18-20-1		3-8-0	0-5-0		OVERALL		1-4-0		5-0-0		9-3-1
13-10-0		2-4-0	0-1-0		HOME		1-4-0		5-0-0		5-1-0
3-10-1		1-4-0	0-4-0		AWAY		0-0-0		0-0-0		2-2-1
2-0-0		0-0-0	0-0-0		NEUTRAL		0-0-0		0-0-0		2-0-0
11-6-1		1-1-0	0-2-0		NON-CONFERENCE		1-1-0		2-0-0		7-2-1
8-3-0		0-0-0	0-1-0		HOME		1-1-0		2-0-0		5-1-0
1-3-1		1-1-0	0-0-0		AWAY		0-0-0		0-0-0		0-1-1
2-0-0		0-0-0	0-0-0		NEUTRAL		0-0-0		0-0-0		2-0-0
7-14-0		2-7-0	0-3-0		CONFERENCE		0-3-0		3-0-0		2-1-0
5-7-0		2-4-0	0-0-0		HOME		0-3-0		3-0-0		0-0-0
2-7-0		0-3-0	0-3-0		AWAY		0-0-0		0-0-0		2-1-0
0-0-0		0-0-0	0-0-0		NEUTRAL		0-0-0		0-0-0		0-0-0
RPI S	Opponent	Score	RPI S	Opponent	Score	RPI S	Opponent	Score	RPI S	Opponent	Score
6 A	Virginia	2 9	31 A	Clemson	6 7	67 H	Rutgers	6 3	116 H	Pittsburgh	11 7
6 A	Virginia	4 7	31 A	Clemson	2 12	78 H	William & Mary	0 7	116 H	Pittsburgh	11 10
6 A	Virginia	1 2	31 A	Clemson	4 11	90 H	Duke	3 13	116 H	Pittsburgh	11 5
13 A	LSU	0 9	35 A	VCU	6 11	90 H	Duke	0 2	119 H	Radford	8 5
19 H	Maryland	6 4	35 H	VCU	14 21	90 H	Duke	2 3	119 H	Radford	6 1
19 H	Maryland	2 4							169 A	Citadel	2 6
19 H	Maryland	3 1							172 N	Delaware	8 1
20 A	Liberty	4 3							181 A	Notre Dame	1 2
24 H	Miami (FL)	2 9							181 A	Notre Dame	5 4
24 H	Miami (FL)	7 8							181 A	Notre Dame	8 3
24 H	Miami (FL)	3 4							190 A	Richmond	10 10
									204 H	James Madison	11 5
									207 H	Cincinnati	4 1
									207 H	Cincinnati	9 6
									230 H	Longwood	4 1
									248 H	UMass Lowell	4 3
									248 H	UMass Lowell	4 6
									258 N	Texas Southern	8 2
LAST 10 GAMES											
20 A	Liberty	4 3	19 H	Maryland	6 4						
230 H	Longwood	4 1	19 H	Maryland	2 4						
90 H	Duke	0 2	19 H	Maryland	3 1						
90 H	Duke	3 13	35 A	VCU	6 11						
90 H	Duke	2 3	24 H	Miami (FL)	2 9						

Non-Div. I Games:

Virginia Tech

[illegible]

**Non-Div. I Games:**

Ga. Southern

Average RPI Win: 209		WON-LOST RECORD		WINNING PCT. RANK		LAST 10 GAMES		STRENGTH OF SCHEDULE		OPP. STRENGTH OF SCHEDULE		TEAM RPI		ADJ RPI		CONF. RPI		ADJ CONF. RPI	
DIV. I ONLY		17-17-0		.5 141		0-1-0		124		199		109		.51818 109		14		14	
DIV. I NON-CONF.		16-10-0		.61538 79		0-1-0		136		230		39		.55145 39		15		15	
TOTALS		RPI 1-25		RPI 26-50		W-L RECORDS		RPI 51-100		RPI 101-150		RPI 150+							
17-17-0		0-4-0		1-0-0		OVERALL		0-5-0		2-2-0		14-6-0							
4-3-0		0-0-0		0-0-0		HOME		0-3-0		1-0-0		3-0-0							
6-14-0		0-4-0		1-0-0		AWAY		0-2-0		0-2-0		5-6-0							
7-0-0		0-0-0		0-0-0		NEUTRAL		0-0-0		1-0-0		6-0-0							
16-10-0		0-4-0		1-0-0		NON-CONFERENCE		0-0-0		2-2-0		13-4-0							
4-0-0		0-0-0		0-0-0		HOME		0-0-0		1-0-0		3-0-0							
5-10-0		0-4-0		1-0-		AWAY		0-0-0		0-2-0		4-4-0							
7-0-0		0-0-0		0-0-0		NEUTRAL		0-0-0		1-0-0		6-0-0							
1-7-0		0-0-0		0-0-0		CONFERENCE		0-5-0		0-0-0		1-2-0							
0-3-0		0-0-0		0-0-0		HOME		0-3-0		0-0-0		0-0-0							
1-4-0		0-0-0		0-0-0		AWAY		0-2-0		0-0-0		1-2-0							
0-0-0		0-0-0		0-0-0		NEUTRAL		0-0-0		0-0-0		0-0-0							
RPI S	Opponent		Score		RPI S	Opponent		Score		RPI S	Opponent		Score		RPI S	Opponent		Score	
3 A	Houston		3	6	44 A	Wake Forest		5	4	99 H	Col. of Charleston		5	14	102 A	Campbell		4	5
3 A	Houston		3	20						99 H	Col. of Charleston		3	5	110 H	Bucknell		4	2
3 A	Houston		6	7						99 H	Col. of Charleston		6	8	135 A	St. John's (NY)		3	10
6 A	Virginia		3	5						100 A	UNC Wilmington		2	11	146 N	Army		3	1
										100 A	UNC Wilmington		8	11	158 N	Penn		4	2
															165 N	Marshall		8	3
															201 A	Georgetown		2	6
															201 A	Georgetown		10	2
															201 H	Georgetown		8	4
															201 N	Georgetown		9	1
															222 A	Northeastern		2	3
															222 A	Northeastern		3	1
															222 A	Northeastern		4	7
															241 A	Delaware St.		3	4
															241 H	Delaware St.		4	1
															244 N	Monmouth		6	5
															244 N	Monmouth		3	0
															253 A	Bakersfield		3	2
															253 A	Bakersfield		1	8
															253 A	Bakersfield		4	5
															265 A	Navy		3	2
															281 N	Albany (NY)		8	2
															283 A	George Washington		5	3
															298 H	Coppin St.		13	1
				LAST 10 GAMES															
				135 A	St. John's (NY)		3	10	222 A	Northeastern		3	1	283 A	George Washington		5	3	
				100 A	UNC Wilmington		8	11	222 A	Northeastern		4	7	241 A	Delaware St.		3	4	
				100 A	UNC Wilmington		2	11	283 A	George Washington		5	3	99 H	Col. of Charleston		6	8	
				110 H	Bucknell		4	2											
				222 A	Northeastern		2	3											

Non-Div. I Games:

Towson

Average RPI Win: 224		WON-LOST RECORD	WINNING PCT. RANK		LAST 10 GAMES	STRENGTH OF SCHEDULE	OPP. STRENGTH OF SCHEDULE	TEAM RPI	ADJ RPI	CONF. RPI	ADJ CONF. RPI	
Average RPI Loss: 157												
DIV. I ONLY		22-16-1	.57692	97	6-4-0	150	280	110	.51757	110	24	24
DIV. I NON-CONF.		10-12-1	.45652	178	1-1-0	202	266	180	.48337	180	26	26
<hr/>												
TOTALS		RPI 1-25	RPI 26-50		W-L RECORDS	RPI 51-100		RPI 101-150		RPI 150+		
22-16-1		0-3-0	1-0-0		OVERALL	0-0-0		3-5-0		18-8-1		
8-2-0		0-0-0	0-0-0		HOME	0-0-0		0-0-0		8-2-0		
7-10-0		0-3-0	0-0-0		AWAY	0-0-0		2-3-0		5-4-0		
7-4-1		0-0-0	1-0-0		NEUTRAL	0-0-0		1-2-0		5-2-1		
10-12-1		0-3-0	1-0-0		NON-CONFERENCE	0-0-0		1-3-0		8-6-1		
1-1-0		0-0-0	0-0-0		HOME	0-0-0		0-0-0		1-1-0		
2-7-0		0-3-0	0-0-		AWAY	0-0-0		0-1-0		2-3-0		
7-4-1		0-0-0	1-0-0		NEUTRAL	0-0-0		1-2-0		5-2-1		
12-4-0		0-0-0	0-0-0		CONFERENCE	0-0-0		2-2-0		10-2-0		
7-1-0		0-0-0	0-0-0		HOME	0-0-0		0-0-0		7-1-0		
5-3-0		0-0-0	0-0-0		AWAY	0-0-0		2-2-0		3-1-0		
0-0-0		0-0-0	0-0-0		NEUTRAL	0-0-0		0-0-0		0-0-0		
RPI	S	Opponent	Score	RPI	S	Opponent	Score	RPI	S	Opponent	Score	
5	A	South Carolina	2 12	32	N	Illinois St.	4 2	103	N	Central Mich.	4 10	
5	A	South Carolina	0 12					109	A	Towson	2 4	
5	A	South Carolina	4 17					133	N	Bowling Green	0 7	
								133	N	Bowling Green	7 3	
								146	A	Army	3 1	
								146	A	Army	4 10	
								146	A	Army	9 0	
								146	A	Army	5 6	
								205	A	Binghamton	4 1	
								209	A	Penn St.	3 4	
								209	A	Penn St.	2 7	
								209	H	Penn St.	1 0	
								209	H	Penn St.	2 6	
								216	A	Mt. St. Mary's	6 1	
								223	N	LIU Brooklyn	0 0	
								224	N	Northwestern	6 5	
								227	N	Yale	5 13	
								231	A	Lafayette	4 0	
								231	A	Lafayette	3 7	
								231	A	Lafayette	5 4	
								231	A	Lafayette	4 1	
								241	A	Delaware St.	0 1	
								254	H	Lehigh	11 2	
								254	H	Lehigh	7 3	
								254	H	Lehigh	2 4	
								254	H	Lehigh	9 1	
								265	H	Navy	1 0	
				LAST 10 GAMES								
				231	A	Lafayette	3 7	146	A	Army	9 0	
				231	A	Lafayette	5 4	146	A	Army	4 10	
				231	A	Lafayette	4 1	146	A	Army	3 1	
				231	A	Lafayette	4 0	146	A	Army	5 6	
				109	A	Towson	2 4	205	A	Binghamton	4 1	

Non-Div. I Games:

Bucknell

Bucknell





RPI	S	Opponent	Score	
290	A	Youngstown St.	4	2
290	A	Youngstown St.	5	1

Wright St.

W  
r  
i  
g  
h  
t  
S  
t  
.

W  
r  
i  
g  
h  
t  
S  
t  
.

Average RPI Win:		137	WON-LOST		WINNING		LAST 10		STRENGTH OF		OPP. STRENGTH		TEAM	ADJ		CONF.	ADJ CONF.	
Average RPI Loss:		103	RECORD		PCT. RANK		GAMES		SCHEDULE		OF SCHEDULE		RPI	RPI		RPI	RPI	
DIV. I ONLY			18-21-1		.4625		174		5-5-0		85		99		112		.51745	
DIV. I NON-CONF.			10-14-1		.42		198		0-2-0		91		106		147		.50291	
TOTALS		RPI 1-25		RPI 26-50		W-L RECORDS		RPI 51-100		RPI 101-150		RPI 150+						
18-21-1		1-6-1		1-0-0		OVERALL		2-6-0		6-3-0		8-6-0						
5-5-0		0-0-0		0-0-0		HOME		0-0-0		4-3-0		1-2-0						
7-11-0		1-5-0		1-0-0		AWAY		2-5-0		1-0-0		2-1-0						
6-5-1		0-1-1		0-0-0		NEUTRAL		0-1-0		1-0-0		5-3-0						
10-14-1		0-4-1		1-0-0		NON-CONFERENCE		0-5-0		3-0-0		6-5-0						
2-2-0		0-0-0		0-0-0		HOME		0-0-0		1-0-0		1-2-0						
2-7-0		0-3-0		1-0-		AWAY		0-4-0		1-0-0		0-0-0						
6-5-1		0-1-1		0-0-0		NEUTRAL		0-1-0		1-0-0		5-3-0						
8-7-0		1-2-0		0-0-0		CONFERENCE		2-1-0		3-3-0		2-1-0						
3-3-0		0-0-0		0-0-0		HOME		0-0-0		3-3-0		0-0-0						
5-4-0		1-2-0		0-0-0		AWAY		2-1-0		0-0-0		2-1-0						
0-0-0		0-0-0		0-0-0		NEUTRAL		0-0-0		0-0-0		0-0-0						
RPI	S	Opponent		Score		RPI	S	Opponent		Score		RPI	S	Opponent		Score		
3	A	Houston		0	1	50	A	UCF		3	2	61	A	North Carolina St.		0	3	
3	A	Houston		3	4							74	A	Illinois		17	9	
3	A	Houston		1	2							74	A	Illinois		4	2	
4	A	Indiana		4	3							74	A	Illinois		0	1	
4	A	Indiana		1	5							91	N	UCLA		0	5	
4	A	Indiana		3	5							92	A	Texas St.		7	8	
15	N	Washington		7	7							99	A	Col. of Charleston		2	3	
15	N	Washington		6	8							99	A	Col. of Charleston		3	4	

Non-Div. I Games:

Michigan

Average RPI Win:	159	WON-LOST	WINNING	LAST 10	STRENGTH OF	OPP. STRENGTH	TEAM	ADJ	CONF.	ADJ CONF.	
Average RPI Loss:	107	RECORD	PCT. RANK	GAMES	SCHEDULE	OF SCHEDULE	RPI	RPI	RPI	RPI	
DIV. I ONLY	21-15-0	.58333	94	6-4-0	191	79	113	.51691	113	11	11
DIV. I NON-CONF.	14-7-0	.66667	48	2-1-0	241	113	77	.52939	77	10	10
TOTALS	RPI 1-25	RPI 26-50	W-L RECORDS		RPI 51-100	RPI 101-150		RPI 150+			
21-15-0	0-3-0	0-0-0	OVERALL		6-4-0	4-4-0		11-4-0			
6-7-0	0-3-0	0-0-0	HOME		4-1-0	2-2-0		0-1-0			
7-7-0	0-0-0	0-0-0	AWAY		0-3-0	2-2-0		5-2-0			
8-1-0	0-0-0	0-0-0	NEUTRAL		2-0-0	0-0-0		6-1-0			
14-7-0	0-0-0	0-0-0	NON-CONFERENCE		4-3-0	1-1-0		9-3-0			
2-2-0	0-0-0	0-0-0	HOME		2-0-0	0-1-0		0-1-0			
4-4-0	0-0-0	0-0-	AWAY		0-3-0	1-0-0		3-1-0			
8-1-0	0-0-0	0-0-0	NEUTRAL		2-0-0	0-0-0		6-1-0			
7-8-0	0-3-0	0-0-0	CONFERENCE		2-1-0	3-3-0		2-1-0			
4-5-0	0-3-0	0-0-0	HOME		2-1-0	2-1-0		0-0-0			
3-3-0	0-0-0	0-0-0	AWAY		0-0-0	1-2-0		2-1-0			
0-0-0	0-0-0	0-0-0	NEUTRAL		0-0-0	0-0-0		0-0-0			
RPI S	Opponent	Score	RPI S	Opponent	Score	RPI S	Opponent	Score	RPI S	Opponent	Score
4	H Indiana	3 6				54	H Nebraska	2 1	112	A Michigan	5 6
4	H Indiana	3 5				54	H Nebraska	1 5	112	A Michigan	2 4
4	H Indiana	3 14				54	H Nebraska	8 4	112	A Michigan	3 2
						58	H Kansas	5 3	138	H Minnesota	11 5
						58	H Kansas	12 7	138	H Minnesota	3 4
						62	A Kansas St.	2 3	138	H Minnesota	7 6
						62	A Kansas St.	2 5	140	A Bradley	6 2
						62	A Kansas St.	8 12	140	H Bradley	0 7
						79	N Saint Joseph's	9 7	180	N Furman	8 2
						95	N Ball St.	16 6	181	N Omaha	7 1
									201	N Georgetown	13 1
									201	N Georgetown	1 10
									206	A Austin Peay	4 7
									206	A Austin Peay	11 5
									206	A Austin Peay	15 13
									210	A Stetson	5 1
									211	N Maine	13 12
									224	A Northwestern	13 14
									224	A Northwestern	5 0
									224	A Northwestern	8 1
									225	H Western Ill.	6 8
									278	N St. Bonaventure	2 0
									295	N Mississippi Val.	9 4
			LAST 10 GAMES								
			138	H Minnesota	7 6	224	A Northwestern	8 1			
			138	H Minnesota	11 5	224	A Northwestern	13 14			
			138	H Minnesota	3 4	58	H Kansas	12 7			
			225	H Western Ill.	6 8	58	H Kansas	5 3			
			224	A Northwestern	5 0	4	H Indiana	3 5			

Non-Div. I Games: Otterbein 17 5

Iowa

Average RPI Win:	172	WON-LOST RECORD	WINNING PCT. RANK	LAST 10 GAMES	STRENGTH OF SCHEDULE	OPP. STRENGTH OF SCHEDULE	TEAM RPI	ADJ RPI	CONF. RPI	ADJ CONF. RPI		
DIV. I ONLY		20-12-1	.62121	65	8-2-0	218	87	114	.51605	114	17	17
DIV. I NON-CONF.		15-11-1	.57407	108	3-1-0	180	76	112	.51518	112	19	19
<hr/>												
TOTALS	RPI 1-25	RPI 26-50		W-L RECORDS		RPI 51-100		RPI 101-150		RPI 150+		
20-12-1	0-0-0	2-2-0		OVERALL		4-5-0		2-1-0		12-4-1		
11-5-0	0-0-0	0-1-0		HOME		3-4-0		0-0-0		8-0-0		
7-6-1	0-0-0	2-1-0		AWAY		1-1-0		0-0-0		4-4-1		
2-1-0	0-0-0	0-0-0		NEUTRAL		0-0-0		2-1-0		0-0-0		
<hr/>												
15-11-1	0-0-0	2-2-0		NON-CONFERENCE		4-5-0		2-1-0		7-3-1		
8-5-0	0-0-0	0-1-0		HOME		3-4-0		0-0-0		5-0-0		
5-5-1	0-0-0	2-0-		AWAY		1-1-0		0-0-0		2-3-1		
2-1-0	0-0-0	0-0-0		NEUTRAL		0-0-0		2-1-0		0-0-0		
<hr/>												
5-1-0	0-0-0	0-0-0		CONFERENCE		0-0-0		0-0-0		5-1-0		
3-0-0	0-0-0	0-0-0		HOME		0-0-0		0-0-0		3-0-0		
2-1-0	0-0-0	0-0-0		AWAY		0-0-0		0-0-0		2-1-0		
0-0-0	0-0-0	0-0-0		NEUTRAL		0-0-0		0-0-0		0-0-0		
<hr/>												
RPI	S	Opponent	Score	RPI	S	Opponent	Score	RPI	S	Opponent	Score	
				38	H	UNLV	1 3	54	A	Nebraska	4 5	
				45	A	Arkansas St.	2 6	54	H	Nebraska	2 4	
				45	A	Arkansas St.	7 3	58	H	Kansas	0 11	
				45	A	Arkansas St.	5 4	62	H	Kansas St.	4 3	
								62	H	Kansas St.	5 8	
								62	H	Kansas St.	2 8	
								75	H	Fresno St.	6 2	
								75	H	Fresno St.	2 1	
								97	A	Central Ark.	10 2	

Non-Div. I Games:

Creighton

Average RPI Win:	203	WON-LOST	WINNING	LAST 10	STRENGTH OF	OPP. STRENGTH	TEAM	ADJ	CONF.	ADJ CONF.			
Average RPI Loss:	133	RECORD	PCT. RANK	GAMES	SCHEDULE	OF SCHEDULE	RPI	RPI	RPI	RPI			
DIV. I ONLY	27-13-0	.675	38	8-2-0	233	153	115	.51562	115	15	15		
DIV. I NON-CONF.	15-7-0	.68182	41	2-0-0	265	115	134	.50934	134	17	17		
<hr/>													
TOTALS	RPI 1-25	RPI 26-50		W-L RECORDS		RPI 51-100		RPI 101-150		RPI 150+			
27-13-0	0-3-0	0-0-0		OVERALL		2-1-0		7-4-0		18-5-0			
16-8-0	0-3-0	0-0-0		HOME		0-0-0		3-1-0		13-4-0			
11-5-0	0-0-0	0-0-0		AWAY		2-1-0		4-3-0		5-1-0			
0-0-0	0-0-0	0-0-0		NEUTRAL		0-0-0		0-0-0		0-0-0			
15-7-0	0-3-0	0-0-0		NON-CONFERENCE		0-0-0		5-3-0		10-1-0			
10-4-0	0-3-0	0-0-0		HOME		0-0-0		3-1-0		7-0-0			
5-3-0	0-0-0	0-0-		AWAY		0-0-0		2-2-0		3-1-0			
0-0-0	0-0-0	0-0-0		NEUTRAL		0-0-0		0-0-0		0-0-0			
12-6-0	0-0-0	0-0-0		CONFERENCE		2-1-0		2-1-0		8-4-0			
6-4-0	0-0-0	0-0-0		HOME		0-0-0		0-0-0		6-4-0			
6-2-0	0-0-0	0-0-0		AWAY		2-1-0		2-1-0		2-0-0			
0-0-0	0-0-0	0-0-0		NEUTRAL		0-0-0		0-0-0		0-0-0			
RPI	S	Opponent	Score	RPI	S	Opponent	Score	RPI	S	Opponent	Score		
9	H	Ole Miss	1 2					97	A	Central Ark.	6 0		
9	H	Ole Miss	3 8					97	A	Central Ark.	7 4		
13	H	LSU	3 7					97	A	Central Ark.	0 3		
										118	A	A&M-Corpus Christi	3 11
										118	A	A&M-Corpus Christi	5 3
										118	A	A&M-Corpus Christi	4 2
										125	A	South Ala.	5 0
										125	H	South Ala.	9 3
										143	H	Sacred Heart	0 2
										143	H	Sacred Heart	2 1
										143	H	Sacred Heart	6 2
										150	A	La.-Monroe	5 6
										150	A	La.-Monroe	2 3
										150	A	La.-Monroe	13 4
										162	H	Lamar	3 5
										162	H	Lamar	7 6
										162	H	Lamar	4 2
										184	A	Tulane	6 3
										184	H	Tulane	5 1
										186	H	Houston Baptist	0 6
										186	H	Houston Baptist	13 6
										186	H	Houston Baptist	1 7
										232	A	Louisiana Tech	1 2
										232	A	Louisiana Tech	4 2
										232	A	Louisiana Tech	15 6
										249	A	New Orleans	10 3
										249	A	New Orleans	5 3
										249	H	New Orleans	2 1
										269	H	Incarnate Word	3 0
										269	H	Incarnate Word	5 4
										269	H	Incarnate Word	5 4
										269	H	Incarnate Word	5 4
										269	H	Incarnate Word	5 4
										269	H	Incarnate Word	5 4
										269	H	Incarnate Word	5 4
										269	H	Incarnate Word	5 4
										269	H	Incarnate Word	5 4
										269	H	Incarnate Word	5 4
										269	H	Incarnate Word	5 4
										269	H	Incarnate Word	5 4
										269	H	Incarnate Word	5 4
										269	H	Incarnate Word	5 4
										269	H	Incarnate Word	5 4
										269	H	Incarnate Word	5 4
										269	H	Incarnate Word	5 4
										269	H	Incarnate Word	5 4
										269	H	Incarnate Word	5 4
										269	H	Incarnate Word	5 4
										269	H	Incarnate Word	5 4
										269	H	Incarnate Word	5 4
										269	H	Incarnate Word	5 4
										269	H	Incarnate Word	5 4
										269	H	Incarnate Word	5 4
										269	H	Incarnate Word	5 4
										269	H	Incarnate Word	5 4
										269	H	Incarnate Word	5 4
										269	H	Incarnate Word	5 4
										269	H	Incarnate Word	5 4
										269	H	Incarnate Word	5 4
										269	H	Incarnate Word	5 4
										269	H	Incarnate Word	5 4
										269	H	Incarnate Word	5 4
										269	H	Incarnate Word	5 4
										269	H	Incarnate Word	5 4
										269	H	Incarnate Word	5 4
										269	H	Incarnate Word	5 4
										269	H	Incarnate Word	5 4
										269	H	Incarnate Word	5 4
										269	H	Incarnate Word	5 4
										269	H	Incarnate Word	5 4
										269	H	Incarnate Word	5 4
										269	H	Incarnate Word	5 4
										269	H	Incarnate Word	5 4
			</										

Non-Div. I Games:

Southeastern La.

RPI	S	Opponent	Score	
269	H	Incarnate Word	3	5
283	H	George Washington	9	3
283	H	George Washington	14	9
283	H	George Washington	6	1
286	H	Jackson St.	3	2
297	H	Alcorn	20	4
300	H	Grambling	13	0

Southeastern La.

S  
o  
u  
t  
h  
e  
a  
s  
t  
e  
r  
n  
L  
a  
.

S  
o  
u  
t  
h  
e  
a  
s  
t  
e  
r  
n  
L  
a  
.

Average RPI Win: 133		WON-LOST	WINNING	LAST 10	STRENGTH OF		OPP. STRENGTH	TEAM	ADJ	CONF.	ADJ CONF.
Average RPI Loss: 87		RECORD	PCT. RANK	GAMES	SCHEDULE		OF SCHEDULE	RPI	RPI	RPI	RPI
DIV. I ONLY		17-22-0	.4359	189	2-8-0		59	59	116	.51542	116
DIV. I NON-CONF.		8-10-0	.44444	184	0-2-0		245	227	205	.47297	204
TOTALS		RPI 1-25	RPI 26-50		W-L RECORDS		RPI 51-100		RPI 101-150		RPI 150+
17-22-0		1-5-0	5-6-0		OVERALL		3-3-0		0-4-0		8-4-0
10-6-0		1-2-0	4-3-0		HOME		3-0-0		0-0-0		2-1-0
6-13-0		0-3-0	1-3-0		AWAY		0-1-0		0-4-0		5-2-0
1-3-0		0-0-0	0-0-0		NEUTRAL		0-2-0		0-0-0		1-1-0
8-10-0		0-0-0	0-2-0		NON-CONFERENCE		0-3-0		0-1-0		8-4-0
2-2-0		0-0-0	0-1-0		HOME		0-0-0		0-0-0		2-1-0
5-5-0		0-0-0	0-0-		AWAY		0-1-0		0-1-0		5-2-0
1-3-0		0-0-0	0-0-0		NEUTRAL		0-2-0		0-0-0		1-1-0
9-12-0		1-5-0	5-4-0		CONFERENCE		3-0-0		0-3-0		0-0-0
8-4-0		1-2-0	4-2-0		HOME		3-0-0		0-0-0		0-0-0
1-8-0		0-3-0	1-2-0		AWAY		0-0-0		0-3-0		0-0-0
0-0-0		0-0-0	0-0-0		NEUTRAL		0-0-0		0-0-0		0-0-0
RPI S	Opponent	Score	RPI S	Opponent	Score	RPI S	Opponent	Score	RPI S	Opponent	Score
6 H	Virginia	0 4	27 H	Georgia Tech	5 0	71 A	East Carolina	2 4	107 A	Virginia Tech	5 11
6 H	Virginia	2 1	27 H	Georgia Tech	4 2	73 N	Western Ky.	2 3	107 A	Virginia Tech	10 11
6 H	Virginia	0 3	27 H	Georgia Tech	4 3	84 N	Ohio St.	2 6	107 A	Virginia Tech	7 11
24 A	Miami (FL)	2 12	31 H	Clemson	2 3	90 H	Duke	8 5	126 A	Kent St.	1 4
24 A	Miami (FL)	0 1	31 H	Clemson	13 4	90 H	Duke	3 2	189 H	Akron	5 7
24 A	Miami (FL)	2 7	31 H	Clemson	0 3	90 H	Duke	5 1	189 H	Akron	11 8
			33 A	West Virginia	3 6				197 A	Coastal Caro.	10 6
			33 H	West Virginia	4 6				197 A	Coastal Caro.	7 5
			47 A	North Carolina	6 4				197 A	Coastal Caro.	5 8
			47 A	North Carolina	5 9				235 N	Butler	15 7
			47 A	North Carolina	1 2				237 A	Presbyterian	12 3
									237 A	Presbyterian	10 9
									247 N	Fordham	2 9
									252 A	USC Upstate	5 2
									290 A	Youngstown St.	6 7
									290 H	Youngstown St.	12 1
LAST 10 GAMES											
			31 H	Clemson	13 4	24 A	Miami (FL)	0 1			
			31 H	Clemson	0 3	24 A	Miami (FL)	2 12			
			31 H	Clemson	2 3	189 H	Akron	5 7			
			126 A	Kent St.	1 4	6 H	Virginia	0 3			
			24 A	Miami (FL)	2 7	6 H	Virginia	2 1			

Non-Div. I Games:

Pittsburgh

Average RPI Win:		109	WON-LOST RECORD		WINNING PCT. RANK		LAST 10 GAMES		STRENGTH OF SCHEDULE		OPP. STRENGTH OF SCHEDULE		TEAM RPI		ADJ RPI		CONF. RPI		ADJ CONF. RPI	
DIV. I ONLY			18-20-0		.47368 163		4-6-0		68		75		117		.51516 117		13		13	
DIV. I NON-CONF.			11-9-0		.55 117		1-1-0		81		17		52		.5446 51		12		12	
TOTALS		RPI 1-25		RPI 26-50		W-L RECORDS		RPI 51-100		RPI 101-150		RPI 150+								
18-20-0		1-1-0		2-5-0		OVERALL		4-2-0		9-8-0		2-4-0								
9-11-0		1-1-0		0-0-0		HOME		2-2-0		5-4-0		1-4-0								
8-9-0		0-0-0		2-5-0		AWAY		1-0-0		4-4-0		1-0-0								
1-0-0		0-0-0		0-0-0		NEUTRAL		1-0-0		0-0-0		0-0-0								
11-9-0		1-1-0		1-3-0		NON-CONFERENCE		3-0-0		4-4-0		2-1-0								
5-3-0		1-1-0		0-0-0		HOME		1-0-0		2-1-0		1-1-0								
5-6-0		0-0-0		1-0-		AWAY		1-0-0		2-3-0		1-0-0								
1-0-0		0-0-0		0-0-0		NEUTRAL		1-0-0		0-0-0		0-0-0								
7-11-0		0-0-0		1-2-0		CONFERENCE		1-2-0		5-4-0		0-3-0								
4-8-0		0-0-0		0-0-0		HOME		1-2-0		3-3-0		0-3-0								
3-3-0		0-0-0		1-2-0		AWAY		0-0-0		2-1-0		0-0-0								
0-0-0		0-0-0		0-0-0		NEUTRAL		0-0-0		0-0-0		0-0-0								
RPI	S	Opponent		Score		RPI	S	Opponent		Score		RPI	S	Opponent		Score				
22	H	Oregon		5	12	28	A	Stanford		4	6	51	N	Arkansas		2	1			
22	H	Oregon		8	4	42	A	Pepperdine		3	4	62	H	Kansas St.		7	6			
						42	A	Pepperdine		2	13	63	A	California		1	0			
						42	A	Pepperdine		3	2	76	H	San Diego		9	15			
						48	A	Cal St. Fullerton		0	11	76	H	San Diego		6	4			
						48	A	Cal St. Fullerton		1	5	76	H	San Diego		5	7			
						48	A	Cal St. Fullerton		6	5									
								LAST 10 GAMES												
						42	A	Pepperdine		3	4	142	H	Pacific		3	2			
						42	A	Pepperdine		3	2	142	H	Pacific		7	11			
						42	A	Pepperdine		2	13	175	H	San Jose St.		3	4			
						104	H	Nevada		7	0	148	A	Loyola Marymount		4	5			
						142	H	Pacific		9	12	148	A	Loyola Marymount		9	3			
												148	A	Loyola Marymount		6	4			
												149	H	BYU		5	7			
												149	H	BYU		8	7			
												149	H	BYU		5	2			
												164	H	Gonzaga		3	4			
												164	H	Gonzaga		2	5			
												164	H	Gonzaga		5	6			
												175	A	San Jose St.		7	2			
												175	H	San Jose St.		3	4			
												184	H	Tulane		9	0			

**Non-Div. I Games:**

San Francisco



Average RPI Win: 175		WON-LOST	WINNING	LAST 10	STRENGTH OF		OPP. STRENGTH	TEAM	ADJ	CONF.	ADJ CONF.
Average RPI Loss: 117		RECORD	PCT. RANK	GAMES	SCHEDULE		OF SCHEDULE	RPI	RPI	RPI	RPI
DIV. I ONLY		22-19-0	.53659	127	6-4-0		149	117	118	.51331	118
DIV. I NON-CONF.		10-13-0	.43478	188	0-1-0		181	45	170	.48991	170
TOTALS		RPI 1-25	RPI 26-50		W-L RECORDS		RPI 51-100		RPI 101-150		RPI 150+
22-19-0	0-4-0	0-0-0		OVERALL		3-4-0		5-3-0		14-8-0	
8-11-0	0-1-0	0-0-0		HOME		2-3-0		2-3-0		4-4-0	
14-8-0	0-3-0	0-0-0		AWAY		1-1-0		3-0-0		10-4-0	
0-0-0	0-0-0	0-0-0		NEUTRAL		0-0-0		0-0-0		0-0-0	
10-13-0	0-4-0	0-0-0		NON-CONFERENCE		1-3-0		1-1-0		8-5-0	
4-6-0	0-1-0	0-0-0		HOME		0-2-0		1-1-0		3-2-0	
6-7-0	0-3-0	0-0-0		AWAY		1-1-0		0-0-0		5-3-0	
0-0-0	0-0-0	0-0-0		NEUTRAL		0-0-0		0-0-0		0-0-0	
12-6-0	0-0-0	0-0-0		CONFERENCE		2-1-0		4-2-0		6-3-0	
4-5-0	0-0-0	0-0-0		HOME		2-1-0		1-2-0		1-2-0	
8-1-0	0-0-0	0-0-0		AWAY		0-0-0		3-0-0		5-1-0	
0-0-0	0-0-0	0-0-0		NEUTRAL		0-0-0		0-0-0		0-0-0	
RPI S	Opponent	Score		RPI S	Opponent	Score		RPI S	Opponent	Score	
3 A	Houston	0	10					81 A	UTSA	6	1
7 A	Texas	0	10					81 H	UTSA	3	8
8 A	Rice	10	12					81 H	UTSA	2	10
18 H	TCU	4	7					92 A	Texas St.	4	6
								97 H	Central Ark.	9	4
								97 H	Central Ark.	6	3
								97 H	Central Ark.	2	4
								115 H	Southeastern La.	11	3
								115 H	Southeastern La.	2	4
								115 H	Southeastern La.	3	5
								144 A	Northwestern St.	5	3
								144 A	Northwestern St.	4	3
								144 A	Northwestern St.	7	5
								149 H	BYU	3	1
								149 H	BYU	2	10
								152 H	Stephen F. Austin	9	8
								152 H	Stephen F. Austin	10	12
								152 H	Stephen F. Austin	6	7
								155 A	Texas-Arlington	2	11
								155 A	Texas-Arlington	6	3
								155 A	Texas-Arlington	7	3
								186 A	Houston Baptist	11	1
								186 A	Houston Baptist	8	9
								186 A	Houston Baptist	14	1
								188 H	Valparaiso	0	4
								188 H	Valparaiso	1	5
								188 H	Valparaiso	7	4
								221 A	Tex.-Pan American	15	7
								221 A	Tex.-Pan American	2	3
								221 A	Tex.-Pan American	6	4
								221 A	Tex.-Pan American	1	11
								221 A	Tex.-Pan American	10	0
								221 H	Tex.-Pan American	8	7
								221 H	Tex.-Pan American	12	5
LAST 10 GAMES				LAST 10 GAMES				LAST 10 GAMES			
144 A	Northwestern St.	4	3	186 A	Houston Baptist	14	1	221 A	Tex.-Pan American	6	4
144 A	Northwestern St.	5	3	81 H	UTSA	2	10	221 A	Tex.-Pan American	1	11
144 A	Northwestern St.	7	5	152 H	Stephen F. Austin	6	7	221 A	Tex.-Pan American	10	0
186 A	Houston Baptist	11	1	152 H	Stephen F. Austin	10	12	221 H	Tex.-Pan American	8	7
186 A	Houston Baptist	8	9	152 H	Stephen F. Austin	9	8	221 H	Tex.-Pan American	12	5

Non-Div. I Games:

A&amp;M-Corpus Christi

RPI	S	Opponent	Score	
249	A	New Orleans	3	2
249	A	New Orleans	1	0
249	A	New Orleans	3	2

A&M-Corpus Christi  
r  
i  
s  
t  
i

A  
&  
M  
-  
C  
o  
r  
p  
u  
s  
C  
h  
r  
i  
s  
t  
i

**Non-Div. I Games:**

Radford

Average RPI Win:	135	WON-LOST	WINNING	LAST 10	STRENGTH OF	OPP. STRENGTH	TEAM	ADJ	CONF.	ADJ CONF.		
Average RPI Loss:	71	RECORD	PCT. RANK	GAMES	SCHEDULE	OF SCHEDULE	RPI	RPI	RPI	RPI		
DIV. I ONLY		17-21-0	.44737	181	4-6-0	55	36	120	.51296	120	1	1
DIV. I NON-CONF.		11-9-0	.55	117	1-1-0	196	215	167	.4922	167	1	1
<hr/>												
TOTALS	RPI 1-25	RPI 26-50		W-L RECORDS		RPI 51-100		RPI 101-150		RPI 150+		
17-21-0	2-5-0	2-8-0		OVERALL		6-3-0		1-2-0		6-3-0		
9-8-0	0-0-0	2-7-0		HOME		3-1-0		0-0-0		4-0-0		
4-8-0	2-4-0	0-1-0		AWAY		2-2-0		0-1-0		0-0-0		
4-5-0	0-1-0	0-0-0		NEUTRAL		1-0-0		1-1-0		2-3-0		
11-9-0	0-1-0	0-1-0		NON-CONFERENCE		4-2-0		1-2-0		6-3-0		
7-1-0	0-0-0	0-0-0		HOME		3-1-0		0-0-0		4-0-0		
0-3-0	0-0-0	0-0-		AWAY		0-1-0		0-1-0		0-0-0		
4-5-0	0-1-0	0-0-0		NEUTRAL		1-0-0		1-1-0		2-3-0		
6-12-0	2-4-0	2-7-0		CONFERENCE		2-1-0		0-0-0		0-0-0		
2-7-0	0-0-0	2-7-0		HOME		0-0-0		0-0-0		0-0-0		
4-5-0	2-4-0	0-0-0		AWAY		2-1-0		0-0-0		0-0-0		
0-0-0	0-0-0	0-0-0		NEUTRAL		0-0-0		0-0-0		0-0-0		
<hr/>												
RPI	S	Opponent	Score	RPI	S	Opponent	Score	RPI	S	Opponent	Score	
9	A	Ole Miss	3 8	26	H	Tennessee	1 4	57	A	Auburn	4 3	
9	A	Ole Miss	1 7	26	H	Tennessee	1 5	57	A	Auburn	3 7	
9	A	Ole Miss	3 4	26	H	Tennessee	5 2	57	A	Auburn	4 2	
11	A	Kentucky	8 3	40	H	Mississippi St.	2 6	70	H	Southern Miss.	1 2	
11	A	Kentucky	0 12	40	H	Mississippi St.	2 3	70	H	Southern Miss.	6 4	
11	A	Kentucky	8 7	40	H	Mississippi St.	7 9	70	H	Southern Miss.	4 1	
20	N	Liberty	1 2	44	A	Wake Forest	0 1	70	N	Southern Miss.	4 2	
				46	H	Georgia	4 2	96	A	Missouri St.	0 9	
				46	H	Georgia	2 7	96	H	Missouri St.	9 4	
				46	H	Georgia	1 2					

Non-Div. I Games:

Missouri

Average RPI Win:		166	WON-LOST RECORD		WINNING PCT. RANK		LAST 10 GAMES		STRENGTH OF SCHEDULE		OPP. STRENGTH OF SCHEDULE		TEAM RPI		ADJ RPI		CONF. RPI		ADJ CONF. RPI					
Average RPI Loss:		89																						
DIV. I ONLY			20-17-0		.54054 119		4-6-0		172		86		121		.51275 121		11		11					
DIV. I NON-CONF.			15-10-0		.6 85		2-2-0		191		127		88		.52421 88		10		10					
TOTALS		RPI 1-25		RPI 26-50		W-L RECORDS		RPI 51-100		RPI 101-150		RPI 150+												
20-17-0		3-5-0		0-2-0		OVERALL		1-2-0		4-5-0		12-3-0												
8-4-0		0-0-0		0-0-0		HOME		1-2-0		0-1-0		7-1-0												
5-9-0		2-4-0		0-2-0		AWAY		0-0-0		2-3-0		1-0-0												
7-4-0		1-1-0		0-0-0		NEUTRAL		0-0-0		2-1-0		4-2-0												
15-10-0		3-2-0		0-2-0		NON-CONFERENCE		0-0-0		2-4-0		10-2-0												
5-1-0		0-0-0		0-0-0		HOME		0-0-0		0-1-0		5-0-0												
3-5-0		2-1-0		0-0-		AWAY		0-0-0		0-2-0		1-0-0												
7-4-0		1-1-0		0-0-0		NEUTRAL		0-0-0		2-1-0		4-2-0												
5-7-0		0-3-0		0-0-0		CONFERENCE		1-2-0		2-1-0		2-1-0												
3-3-0		0-0-0		0-0-0		HOME		1-2-0		0-0-0		2-1-0												
2-4-0		0-3-0		0-0-0		AWAY		0-0-0		2-1-0		0-0-0												
0-0-0		0-0-0		0-0-0		NEUTRAL		0-0-0		0-0-0		0-0-0												
RPI	S	Opponent		Score		RPI	S	Opponent		Score		RPI	S	Opponent		Score		RPI	S	Opponent		Score		
4	A	Indiana		0	7	40	A	Mississippi St.		1	7	84	H	Ohio St.		7	6	103	A	Central Mich.		5	7	
4	A	Indiana		1	2	40	A	Mississippi St.		2	4	84	H	Ohio St.		0	1	103	H	Central Mich.		1	10	
4	A	Indiana		1	4							84	H	Ohio St.		2	6	111	N	Wright St.		4	1	
15	N	Washington		1	4													111	N	Wright St.		1	7	
18	A	TCU		2	6													111	N	Wright St.		2	1	
18	A	TCU		2	1													138	A	Minnesota		5	0	
18	A	TCU		4	1													138	A	Minnesota		15	0	
23	N	Oregon St.		8	7													138	A	Minnesota		2	4	
																		150	A	La.-Monroe		1	5	
																		156	N	Utah		8	5	
																		163	N	Eastern Ill.		18	13	
																		163	N	Eastern Ill.		5	10	
																		192	H	Purdue		2	1	
																		192	H	Purdue		3	5	
																		192	H	Purdue		7	6	
																		203	H	Western Mich.		11	3	
																		243	H	Oakland		5	3	
																		250	H	Siena		5	1	
																		250	H	Siena		4	0	
																		250	H	Siena		6	1	
																		257	A	Eastern Mich.		5	3	
																		264	N	Harvard		3	7	
																		264	N	Harvard		1	0	
																		264	N	Harvard		4	0	
LAST 10 GAMES																								
		4 A Indiana		1	4			192 H Purdue		7	6			264 N Harvard		3	7			264 N Harvard		1	0	
		4 A Indiana		1	2			192 H Purdue		3	5			264 N Harvard		4	0							
		4 A Indiana		0	7			203 H Western Mich.		11	3													
		103 A Central Mich.		5	7			103 H Central Mich.		1	10													
		192 H Purdue		2	1			250 H Siena		5	1													

Non-Div. I Games:

Michigan St.

Average RPI Win:	142	WON-LOST RECORD	WINNING PCT. RANK	LAST 10 GAMES		STRENGTH OF SCHEDULE	OPP. STRENGTH OF SCHEDULE	TEAM RPI	ADJ RPI	CONF. RPI	ADJ CONF. RPI
DIV. I ONLY		21-20-0	.5122 138	8-2-0		97	126	122	.51206 122	16	16
DIV. I NON-CONF.		13-11-0	.54167 125	2-0-0		100	84	128	.51072 128	18	18
TOTALS	RPI 1-25	RPI 26-50		W-L RECORDS		RPI 51-100		RPI 101-150		RPI 150+	
21-20-0	0-0-0	5-5-0		OVERALL		1-2-0		6-8-0		9-5-0	
12-11-0	0-0-0	2-3-0		HOME		1-1-0		3-4-0		6-3-0	
9-9-0	0-0-0	3-2-0		AWAY		0-1-0		3-4-0		3-2-0	
0-0-0	0-0-0	0-0-0		NEUTRAL		0-0-0		0-0-0		0-0-0	
13-11-0	0-0-0	4-3-0		NON-CONFERENCE		1-2-0		5-3-0		3-3-0	
9-8-0	0-0-0	2-3-0		HOME		1-1-0		3-1-0		3-3-0	
4-3-0	0-0-0	2-0-		AWAY		0-1-0		2-2-0		0-0-0	
0-0-0	0-0-0	0-0-0		NEUTRAL		0-0-0		0-0-0		0-0-0	
8-9-0	0-0-0	1-2-0		CONFERENCE		0-0-0		1-5-0		6-2-0	
3-3-0	0-0-0	0-0-0		HOME		0-0-0		0-3-0		3-0-0	
5-6-0	0-0-0	1-2-0		AWAY		0-0-0		1-2-0		3-2-0	
0-0-0	0-0-0	0-0-0		NEUTRAL		0-0-0		0-0-0		0-0-0	
RPI S	Opponent	Score	RPI S	Opponent	Score	RPI S	Opponent	Score	RPI S	Opponent	Score
			27 A	Georgia Tech	5 3	57 A	Auburn	5 10	108 A	Ga. Southern	3 0
			27 H	Georgia Tech	7 8	57 H	Auburn	1 6	129 A	FGCU	11 9
			30 A	Mercer	4 8	60 H	Western Caro.	4 3	129 A	FGCU	3 4
			30 A	Mercer	8 11				129 A	FGCU	0 5
			30 A	Mercer	2 1				130 H	Middle Tenn.	10 11
			46 A	Georgia	10 7				130 H	Middle Tenn.	5 1
			49 H	Columbia	5 8				130 H	Middle Tenn.	18 1
			49 H	Columbia	15 1				137 H	Lipscomb	5 7
			49 H	Columbia	2 0				137 H	Lipscomb	1 2
			49 H	Columbia	3 9				137 H	Lipscomb	6 7
									145 A	Jacksonville St.	8 9
									145 A	Jacksonville St.	10 1
									145 A	Jacksonville St.	0 1
									145 H	Jacksonville St.	11 4
									166 A	Jacksonville	3 4
									166 A	Jacksonville	10 4
									166 A	Jacksonville	5 10
									168 H	Georgia St.	3 0
									210 H	Stetson	9 8
									210 H	Stetson	6 3
									210 H	Stetson	5 0
			LAST 10 GAMES						234 H	Gardner-Webb	0 3
			252 A	USC Upstate	12 3	145 H	Jacksonville St.	11 4	234 H	Gardner-Webb	2 1
			252 A	USC Upstate	6 1	129 A	FGCU	11 9	234 H	Gardner-Webb	10 6
			210 H	Stetson	9 8	129 A	FGCU	3 4	234 H	Gardner-Webb	4 8
			210 H	Stetson	5 0	129 A	FGCU	0 5	252 A	USC Upstate	6 1
			210 H	Stetson	6 3	108 A	Ga. Southern	3 0	252 A	USC Upstate	12 3

**Non-Div. I Games:**

Kennesaw St.

RPI	S	Opponent	Score
276	H	Savannah St.	5 7

Kennesaw St.

K  
e  
n  
n  
e  
s  
a  
w  
S  
t  
.

K  
e  
n  
n  
e  
s  
a  
w  
S  
t  
.

Average RPI Win: 230		WON-LOST	WINNING	LAST 10	STRENGTH OF		OPP. STRENGTH	TEAM	ADJ	CONF.	ADJ CONF.
Average RPI Loss: 183		RECORD	PCT. RANK	GAMES	SCHEDULE		OF SCHEDULE	RPI	RPI	RPI	RPI
DIV. I ONLY		27-8-0	.77143	6	7-3-0		302	85	123	.51139	123
DIV. I NON-CONF.		24-5-0	.82759	16	4-0-0		301	77	107	.51941	107
TOTALS		RPI 1-25	RPI 26-50		W-L RECORDS		RPI 51-100		RPI 101-150		RPI 150+
27-8-0	0-0-0	0-0-0		OVERALL		1-2-0		0-0-0		26-6-0	
10-1-0	0-0-0	0-0-0		HOME		0-0-0		0-0-0		10-1-0	
17-7-0	0-0-0	0-0-0		AWAY		1-2-0		0-0-0		16-5-0	
0-0-0	0-0-0	0-0-0		NEUTRAL		0-0-0		0-0-0		0-0-0	
24-5-0	0-0-0	0-0-0		NON-CONFERENCE		1-2-0		0-0-0		23-3-0	
10-1-0	0-0-0	0-0-0		HOME		0-0-0		0-0-0		10-1-0	
14-4-0	0-0-0	0-0-		AWAY		1-2-0		0-0-0		13-2-0	
0-0-0	0-0-0	0-0-0		NEUTRAL		0-0-0		0-0-0		0-0-0	
3-3-0	0-0-0	0-0-0		CONFERENCE		0-0-0		0-0-0		3-3-0	
0-0-0	0-0-0	0-0-0		HOME		0-0-0		0-0-0		0-0-0	
3-3-0	0-0-0	0-0-0		AWAY		0-0-0		0-0-0		3-3-0	
0-0-0	0-0-0	0-0-0		NEUTRAL		0-0-0		0-0-0		0-0-0	
RPI S	Opponent	Score	RPI S	Opponent	Score	RPI S	Opponent	Score	RPI S	Opponent	Score
						87 A	Oklahoma	7 5	159 A	Central Conn. St.	0 1
						87 A	Oklahoma	6 15	159 A	Central Conn. St.	2 0
						87 A	Oklahoma	2 8	174 A	Arizona	4 2
									174 A	Arizona	11 2
									174 A	Arizona	9 1
									190 A	Richmond	8 2
									190 A	Richmond	16 2
									190 A	Richmond	6 2
									196 H	Wagner	8 4
									201 A	Georgetown	3 4
									201 A	Georgetown	9 3
									201 A	Georgetown	5 4
									204 A	James Madison	3 11
									204 A	James Madison	15 4
									204 A	James Madison	19 4
									208 A	Princeton	13 6
									235 A	Butler	7 3
									235 A	Butler	1 6
									235 A	Butler	6 7
									259 H	Saint Peter's	8 9
									259 H	Saint Peter's	11 3
									276 A	Fairleigh Dickinson	10 5
									276 H	Fairleigh Dickinson	5 1
									276 H	Fairleigh Dickinson	3 1
									280 A	Rider	4 3
									284 A	Iona	8 0
									288 H	Manhattan	2 0
LAST 10 GAMES											
			201 A	Georgetown	9 3	302 H	NYIT	21 0			
			201 A	Georgetown	3 4	196 H	Wagner	8 4			
			201 A	Georgetown	5 4	235 A	Butler	6 7			
			302 H	NYIT	7 6	235 A	Butler	7 3			
			302 H	NYIT	6 0	235 A	Butler	1 6			

Non-Div. I Games:

Seton Hall



RPI	S	Opponent	Score	
288	H	Manhattan	8	0
288	H	Manhattan	3	2
302	H	NYIT	21	0
302	H	NYIT	6	0
302	H	NYIT	7	6

Seton Hall

S  
e  
t  
o  
n  
H  
a  
l  
l

S  
e  
t  
o  
n  
H  
a  
l  
l

Average RPI Win:		161	WON-LOST RECORD		WINNING PCT. RANK	LAST 10 GAMES	STRENGTH OF SCHEDULE		OPP. STRENGTH OF SCHEDULE	TEAM RPI	ADJ RPI	CONF. RPI	ADJ CONF. RPI					
Average RPI Loss:		104																
DIV. I ONLY			22-17-0		.5641	105	5-5-0		141	77	124	.51118	124	7	7			
DIV. I NON-CONF.			14-10-0		.58333	98	1-0-0		190	105	164	.4942	164	8	8			
TOTALS		RPI 1-25		RPI 26-50		W-L RECORDS		RPI 51-100		RPI 101-150		RPI 150+						
22-17-0		2-4-0		3-4-0		OVERALL		0-2-0		3-1-0		14-6-0						
13-11-0		0-2-0		3-4-0		HOME		0-2-0		2-1-0		8-2-0						
7-6-0		1-2-0		0-0-0		AWAY		0-0-0		1-0-0		5-4-0						
2-0-0		1-0-0		0-0-0		NEUTRAL		0-0-0		0-0-0		1-0-0						
14-10-0		1-2-0		2-2-0		NON-CONFERENCE		0-2-0		1-0-0		10-4-0						
10-8-0		0-2-0		2-2-0		HOME		0-2-0		0-0-0		8-2-0						
2-2-0		0-0-0		0-0-		AWAY		0-0-0		1-0-0		1-2-0						
2-0-0		1-0-0		0-0-0		NEUTRAL		0-0-0		0-0-0		1-0-0						
8-7-0		1-2-0		1-2-0		CONFERENCE		0-0-0		2-1-0		4-2-0						
3-3-0		0-0-0		1-2-0		HOME		0-0-0		2-1-0		0-0-0						
5-4-0		1-2-0		0-0-0		AWAY		0-0-0		0-0-0		4-2-0						
0-0-0		0-0-0		0-0-0		NEUTRAL		0-0-0		0-0-0		0-0-0						
RPI	S	Opponent		Score		RPI	S	Opponent		Score		RPI	S	Opponent		Score		
2	H	Florida St.		1	4	49	H	Columbia		0	1	56	H	FIU		0	9	
2	H	Florida St.		1	5	49	H	Columbia		13	5	56	H	FIU		2	8	
3	A	Houston		3	5	49	H	Columbia		4	6							
3	A	Houston		2	3	49	H	Columbia		7	2							
3	A	Houston		4	3	50	H	UCF		0	2							
20	N	Liberty		2	1	50	H	UCF		4	2							
						50	H	UCF		3	6							
LAST 10 GAMES																		
		3	A	Houston	3	5		194	A	Temple	5	6		273	H	Rhode Island	5	1
		3	A	Houston	4	3		194	A	Temple	13	6		273	H	Rhode Island	4	3
		3	A	Houston	2	3		50	H	UCF	3	6		273	H	Rhode Island	13	16
		210	H	Stetson	10	3		50	H	UCF	4	2						
		194	A	Temple	6	3		50	H	UCF	0	2						

Non-Div. I Games:

South Fla.

Average RPI Win:		127	WON-LOST RECORD		WINNING PCT. RANK		LAST 10 GAMES		STRENGTH OF SCHEDULE		OPP. STRENGTH OF SCHEDULE		TEAM RPI		ADJ RPI		CONF. RPI		ADJ CONF. RPI				
DIV. I ONLY			17-22-0		.4359 189		3-7-0		48		150		125		.51079 125		9		9				
DIV. I NON-CONF.			10-12-0		.45455 179		0-2-0		15		255		86		.52543 86		9		9				
TOTALS		RPI 1-25		RPI 26-50		W-L RECORDS		RPI 51-100		RPI 101-150		RPI 150+											
17-22-0		0-1-0		1-3-0		OVERALL		6-5-0		3-5-0		7-8-0											
8-11-0		0-0-0		1-2-0		HOME		0-1-0		3-3-0		4-5-0											
9-11-0		0-1-0		0-1-0		AWAY		6-4-0		0-2-0		3-3-0											
0-0-0		0-0-0		0-0-0		NEUTRAL		0-0-0		0-0-0		0-0-0											
10-12-0		0-1-0		0-1-0		NON-CONFERENCE		3-2-0		3-5-0		4-3-0											
6-5-0		0-0-0		0-0-0		HOME		0-1-0		3-3-0		3-1-0											
4-7-0		0-1-0		0-0-		AWAY		3-1-0		0-2-0		1-2-0											
0-0-0		0-0-0		0-0-0		NEUTRAL		0-0-0		0-0-0		0-0-0											
7-10-0		0-0-0		1-2-0		CONFERENCE		3-3-0		0-0-0		3-5-0											
2-6-0		0-0-0		1-2-0		HOME		0-0-0		0-0-0		1-4-0											
5-4-0		0-0-0		0-0-0		AWAY		3-3-0		0-0-0		2-1-0											
0-0-0		0-0-0		0-0-0		NEUTRAL		0-0-0		0-0-0		0-0-0											
RPI	S	Opponent		Score		RPI	S	Opponent		Score		RPI	S	Opponent		Score							
13	A	LSU		0 9		40	A	Mississippi St.		0 3		51	A	Arkansas		2 1							
						45	H	Arkansas St.		6 7		51	A	Arkansas		1 12							
						45	H	Arkansas St.		2 3		51	A	Arkansas		5 3							
						45	H	Arkansas St.		5 0		70	A	Southern Miss.		5 1							
												70	H	Southern Miss.		1 3							
												73	A	Western Ky.		2 7							
												73	A	Western Ky.		13 10							
												73	A	Western Ky.		3 6							
												92	A	Texas St.		7 2							
												92	A	Texas St.		0 2							
												92	A	Texas St.		5 4							
												115	A	Southeastern La.		3 9							
												115	H	Southeastern La.		0 5							
												132	A	Nicholls St.		4 15							
												132	H	Nicholls St.		5 4							
												136	H	Tennessee Tech		4 5							
												136	H	Tennessee Tech		4 5							
												136	H	Tennessee Tech		6 3							
												145	H	Jacksonville St.		4 2							
												153	A	UALR		6 5							
												153	A	UALR		9 6							
												153	A	UALR		0 10							
												154	H	Troy		0 5							
												154	H	Troy		2 1							
												155	H	Texas-Arlington		3 8							
												155	H	Texas-Arlington		1 6							
												155	H	Texas-Arlington		2 6							
												173	H	Alabama St.		0 5							
												187	H	Southern Ill.		5 4							
												187	H	Southern Ill.		4 1							
												187	H	Southern Ill.		4 3							
												249	A	New Orleans		5 0							
												249	A	New Orleans		3 4							
												286	A	Jackson St.		4 5							
LAST 10 GAMES																							
73 A Western Ky.						3 6						45 H Arkansas St.						6 7					
73 A Western Ky.						2 7						45 H Arkansas St.						5 0					
73 A Western Ky.						13 10						132 A Nicholls St.						4 15					
115 H Southeastern La.						0 5						92 A Texas St.						7 2					
45 H Arkansas St.						2 3						92 A Texas St.						0 2					

**Non-Div. I Games:**

South Ala.

**Non-Div. I Games:**

Kent St.

RPI	S	Opponent	Score	
298	N	Coppin St.	11	1

Kent St.

K  
e  
n  
t  
S  
t  
.

K  
e  
n  
t  
S  
t  
.

Average RPI Win: 151		WON-LOST	WINNING	LAST 10	STRENGTH OF		OPP. STRENGTH	TEAM	ADJ		CONF.	ADJ CONF.			
Average RPI Loss: 116		RECORD	PCT. RANK	GAMES	SCHEDULE		OF SCHEDULE	RPI	RPI		RPI	RPI			
DIV. I ONLY		21-18-0	.53846	123	5-5-0		144	93	127		.50915	127			
DIV. I NON-CONF.		12-6-0	.66667	48	0-2-0		183	176	100		.52084	100			
TOTALS		RPI 1-25	RPI 26-50		W-L RECORDS		RPI 51-100		RPI 101-150		RPI 150+				
21-18-0		2-4-0	0-0-0		OVERALL		4-5-0		2-2-0		13-7-0				
14-8-0		0-0-0	0-0-0		HOME		1-2-0		2-1-0		11-5-0				
7-10-0		2-4-0	0-0-0		AWAY		3-3-0		0-1-0		2-2-0				
0-0-0		0-0-0	0-0-0		NEUTRAL		0-0-0		0-0-0		0-0-0				
12-6-0		2-1-0	0-0-0		NON-CONFERENCE		0-0-0		2-2-0		8-3-0				
9-4-0		0-0-0	0-0-0		HOME		0-0-0		2-1-0		7-3-0				
3-2-0		2-1-0	0-0-		AWAY		0-0-0		0-1-0		1-0-0				
0-0-0		0-0-0	0-0-0		NEUTRAL		0-0-0		0-0-0		0-0-0				
9-12-0		0-3-0	0-0-0		CONFERENCE		4-5-0		0-0-0		5-4-0				
5-4-0		0-0-0	0-0-0		HOME		1-2-0		0-0-0		4-2-0				
4-8-0		0-3-0	0-0-0		AWAY		3-3-0		0-0-0		1-2-0				
0-0-0		0-0-0	0-0-0		NEUTRAL		0-0-0		0-0-0		0-0-0				
RPI	S	Opponent	Score		RPI	S	Opponent	Score		RPI	S	Opponent	Score		
1	A	Florida	5	4						129	A	FGCU	0	1	
8	A	Rice	0	2						135	H	St. John's (NY)	11	1	
8	A	Rice	1	14						135	H	St. John's (NY)	3	4	
8	A	Rice	2	3						135	H	St. John's (NY)	5	4	
24	A	Miami (FL)	5	2						161	H	Boston College	6	2	
24	A	Miami (FL)	1	2						161	H	Boston College	3	2	
										165	A	Marshall	0	5	
										165	A	Marshall	17	3	
										165	A	Marshall	3	7	
										171	A	North Florida	2	1	
										181	H	Notre Dame	13	3	
										181	H	Notre Dame	16	6	
										181	H	Notre Dame	2	9	
										211	H	Maine	15	6	
										211	H	Maine	2	3	
										214	H	Charlotte	8	0	
										214	H	Charlotte	3	2	
										214	H	Charlotte	1	11	
										232	H	Louisiana Tech	2	3	
										232	H	Louisiana Tech	3	2	
										232	H	Louisiana Tech	3	1	
										244	H	Monmouth	1	5	
										244	H	Monmouth	6	5	
										244	H	Monmouth	4	0	
				LAST 10 GAMES											
				56	A	FIU	6	1		214	H	Charlotte	8	0	
				56	A	FIU	13	5		214	H	Charlotte	3	2	
				56	A	FIU	0	6		129	A	FGCU	0	1	
				24	A	Miami (FL)	1	2		165	A	Marshall	17	3	
				214	H	Charlotte	1	11		165	A	Marshall	3	7	

Non-Div. I Games:

Fla. Atlantic

Average RPI Win:		181	WON-LOST RECORD		WINNING PCT. RANK	LAST 10 GAMES		STRENGTH OF SCHEDULE		OPP. STRENGTH OF SCHEDULE	TEAM RPI	ADJ RPI	CONF. RPI	ADJ CONF. RPI			
Average RPI Loss:		97															
DIV. I ONLY			18-19-0		.48649	151	5-5-0		136	111	128	.50883	128	7	7		
DIV. I NON-CONF.			13-13-0		.5	141	2-2-0		92	93	85	.52601	85	8	8		
TOTALS		RPI 1-25		RPI 26-50		W-L RECORDS		RPI 51-100		RPI 101-150		RPI 150+					
18-19-0		0-4-0		0-2-0		OVERALL		3-3-0		3-6-0		12-4-0					
4-6-0		0-0-0		0-2-0		HOME		1-1-0		0-1-0		3-2-0					
7-10-0		0-3-0		0-0-0		AWAY		0-0-0		2-5-0		5-2-0					
7-3-0		0-1-0		0-0-0		NEUTRAL		2-2-0		1-0-0		4-0-0					
13-13-0		0-4-0		0-2-0		NON-CONFERENCE		2-2-0		2-4-0		9-1-0					
2-3-0		0-0-0		0-2-0		HOME		0-0-0		0-1-0		2-0-0					
4-7-0		0-3-0		0-0-		AWAY		0-0-0		1-3-0		3-1-0					
7-3-0		0-1-0		0-0-0		NEUTRAL		2-2-0		1-0-0		4-0-0					
5-6-0		0-0-0		0-0-0		CONFERENCE		1-1-0		1-2-0		3-3-0					
2-3-0		0-0-0		0-0-0		HOME		1-1-0		0-0-0		1-2-0					
3-3-0		0-0-0		0-0-0		AWAY		0-0-0		1-2-0		2-1-0					
0-0-0		0-0-0		0-0-0		NEUTRAL		0-0-0		0-0-0		0-0-0					
RPI	S	Opponent		Score		RPI	S	Opponent		Score		RPI	S	Opponent		Score	
1	A	Florida		0	1	34	H	Bryant		3	5	57	N	Auburn		3	7
1	A	Florida		5	6	34	H	Bryant		2	7	66	N	Wichita St.		2	1
1	A	Florida		1	2							67	H	Rutgers		11	4
21	N	Indiana St.		0	3							67	H	Rutgers		5	7
												74	N	Illinois		6	0
												84	N	Ohio St.		2	8
		</															

Non-Div. I Games:

UConn

FGCU				Through Games Of April 20, 2014											
Average RPI Win: 213		WON-LOST	WINNING	LAST 10	STRENGTH OF		OPP. STRENGTH	TEAM	ADJ		CONF.	ADJ CONF.			
Average RPI Loss: 108		RECORD	PCT. RANK	GAMES	SCHEDULE		OF SCHEDULE	RPI	RPI		RPI	RPI			
DIV. I ONLY		26-15-0	.63415	56	6-4-0		246	69	129	.50878	129	16	16		
DIV. I NON-CONF.		15-11-0	.57692	107	1-1-0		230	55	160	.49565	160	18	18		
TOTALS		RPI 1-25	RPI 26-50		W-L RECORDS		RPI 51-100		RPI 101-150		RPI 150+				
26-15-0		1-5-0	0-0-0		OVERALL		0-2-0		3-3-0		22-5-0				
15-7-0		0-2-0	0-0-0		HOME		0-0-0		3-3-0		12-2-0				
11-6-0		1-3-0	0-0-0		AWAY		0-0-0		0-0-0		10-3-0				
0-2-0		0-0-0	0-0-0		NEUTRAL		0-2-0		0-0-0		0-0-0				
15-11-0		1-5-0	0-0-0		NON-CONFERENCE		0-2-0		1-2-0		13-2-0				
11-5-0		0-2-0	0-0-0		HOME		0-0-0		1-2-0		10-1-0				
4-4-0		1-3-0	0-0-		AWAY		0-0-0		0-0-0		3-1-0				
0-2-0		0-0-0	0-0-0		NEUTRAL		0-2-0		0-0-0		0-0-0				
11-4-0		0-0-0	0-0-0		CONFERENCE		0-0-0		2-1-0		9-3-0				
4-2-0		0-0-0	0-0-0		HOME		0-0-0		2-1-0		2-1-0				
7-2-0		0-0-0	0-0-0		AWAY		0-0-0		0-0-0		7-2-0				
0-0-0		0-0-0	0-0-0		NEUTRAL		0-0-0		0-0-0		0-0-0				
RPI S	Opponent	Score		RPI S	Opponent	Score		RPI S	Opponent	Score		RPI S	Opponent	Score	
1	A	Florida	2 1					74	N	Illinois	1 9	112	H	Michigan	4 6
1	A	Florida	0 4					74	N	Illinois	2 3	122	H	Kennesaw St.	4 3
1	H	Florida	1 7									122	H	Kennesaw St.	5 0
2	A	Florida St.	3 8									122	H	Kennesaw St.	9 11
24	A	Miami (FL)	0 4									124	H	South Fla.	1 5
24	H	Miami (FL)	2 5									127	H	Fla. Atlantic	1 0
												166	A	Jacksonville	0 1
												166	A	Jacksonville	13 3
												166	A	Jacksonville	3 2
												171	H	North Florida	11 4
												171	H	North Florida	1 6
												171	H	North Florida	9 3
												210	A	Stetson	4 3
												210	A	Stetson	9 18
												210	A	Stetson	8 2
												215	A	Florida A&M	7 6
												215	H	Florida A&M	4 3
												215	H	Florida A&M	15 2
												215	H	Florida A&M	8 1
												236	A	Bethune-Cookman	2 3
												236	A	Bethune-Cookman	5 4
												236	A	Bethune-Cookman	13 10
												252	A	USC Upstate	17 5
												252	A	USC Upstate	4 0
												252	A	USC Upstate	8 0
												273	H	Rhode Island	4 3
												273	H	Rhode Island	7 1
LAST 10 GAMES															
				171	H	North Florida	11 4			166	A	Jacksonville	3 2		
				171	H	North Florida	1 6			166	A	Jacksonville	13 3		
				171	H	North Florida	9 3			127	H	Fla. Atlantic	1 0		
				1	H	Florida	1 7			122	H	Kennesaw St.	9 11		
				166	A	Jacksonville	0 1			122	H	Kennesaw St.	4 3		

Non-Div. I Games:

FGCU



RPI	S	Opponent	Score	
273	H	Rhode Island	5	6
273	H	Rhode Island	7	3
288	H	Manhattan	13	3
288	H	Manhattan	3	2
288	H	Manhattan	3	1
288	H	Manhattan	5	2

FGCU

F  
G  
C  
U

F  
G  
C  
U

Average RPI Win:	153	WON-LOST	WINNING	LAST 10	STRENGTH OF	OPP. STRENGTH	TEAM	ADJ	CONF.	ADJ CONF.					
Average RPI Loss:	90	RECORD	PCT. RANK	GAMES	SCHEDULE	OF SCHEDULE	RPI	RPI	RPI	RPI					
DIV. I ONLY		19-21-0	.475	159	5-5-0	86	95	130	.50807	130	10	10			
DIV. I NON-CONF.		10-12-0	.45455	179	4-2-0	93	152	181	.48293	181	11	11			
<hr/>															
TOTALS	RPI 1-25	RPI 26-50		W-L RECORDS		RPI 51-100		RPI 101-150		RPI 150+					
19-21-0	2-4-0	0-1-0		OVERALL		5-7-0		3-7-0		9-2-0					
14-8-0	2-3-0	0-1-0		HOME		2-1-0		2-3-0		8-0-0					
5-13-0	0-1-0	0-0-0		AWAY		3-6-0		1-4-0		1-2-0					
0-0-0	0-0-0	0-0-0		NEUTRAL		0-0-0		0-0-0		0-0-0					
10-12-0	0-3-0	0-1-0		NON-CONFERENCE		2-1-0		3-7-0		5-0-0					
9-7-0	0-2-0	0-1-0		HOME		2-1-0		2-3-0		5-0-0					
1-5-0	0-1-0	0-0-		AWAY		0-0-0		1-4-0		0-0-0					
0-0-0	0-0-0	0-0-0		NEUTRAL		0-0-0		0-0-0		0-0-0					
9-9-0	2-1-0	0-0-0		CONFERENCE		3-6-0		0-0-0		4-2-0					
5-1-0	2-1-0	0-0-0		HOME		0-0-0		0-0-0		3-0-0					
4-8-0	0-0-0	0-0-0		AWAY		3-6-0		0-0-0		1-2-0					
0-0-0	0-0-0	0-0-0		NEUTRAL		0-0-0		0-0-0		0-0-0					
<hr/>															
RPI S	Opponent	Score		RPI S	Opponent	Score		RPI S	Opponent	Score					
8 H	Rice	3	2	26 H	Tennessee	0	2	69 H	Memphis	4	8	122 A	Kennesaw St.	1	5
8 H	Rice	8	5					69 H	Memphis	6	5	122 A	Kennesaw St.	11	10
8 H	Rice	0	8					70 A	Southern Miss.	13	1	122 A	Kennesaw St.	1	18
16 A	Vanderbilt	1	19					70 A	Southern Miss.	6	7	126 H	Kent St.	5	6
16 H	Vanderbilt	3	4					70 A	Southern Miss.	0	7	126 H	Kent St.	12	4
21 H	Indiana St.	0	9					71 A	East Carolina	1	5	126 H	Kent St.	4	5
								71 A	East Carolina	0	1	136 A	Tennessee Tech	3	10
								71 A	East Carolina	6	1	136 H	Tennessee Tech	5	9
								88 H	Miami (OH)	4	3	137 A	Lipscomb	3	9
								89 A	UAB	4	3	137 H	Lipscomb	7	5
								89 A	UAB	0	2	184 A	Tulane	5	4
								89 A	UAB	4	6	184 A	Tulane	0	2
												184 A	Tulane	1	2
												199 H	Belmont	4	0
												202 H	Dayton	8	6
												214 H	Charlotte	9	1
												214 H	Charlotte	7	6
												214 H	Charlotte	6	2
												295 H	Mississippi Val.	8	1
												295 H	Mississippi Val.	18	3
												295 H	Mississippi Val.	11	2
<hr/>															
LAST 10 GAMES															
71 A	East Carolina	1	5	295 H	Mississippi Val.	18	3								
71 A	East Carolina	6	1	295 H	Mississippi Val.	8	1								
71 A	East Carolina	0	1	136 A	Tennessee Tech	3	10								
16 A	Vanderbilt	1	19	199 H	Belmont	4	0								
295 H	Mississippi Val.	11	2	70 A	Southern Miss.	6	7								

**Non-Div. I Games:**

Middle Tenn.

[illegible]

**Non-Div. I Games:**

Stony Brook

RPI	S	Opponent	Score
302	H	NYIT	3 2

Average RPI Win: 178		WON-LOST	WINNING	LAST 10	STRENGTH OF		OPP. STRENGTH	TEAM	ADJ	CONF.	ADJ CONF.
Average RPI Loss: 125		RECORD	PCT. RANK	GAMES	SCHEDULE		OF SCHEDULE	RPI	RPI	RPI	RPI
DIV. I ONLY		20-20-0	.5	141	6-4-0		103	161	132	.50643	132
DIV. I NON-CONF.		8-14-0	.36364	219	1-0-0		124	141	223	.46488	222
TOTALS		RPI 1-25	RPI 26-50		W-L RECORDS		RPI 51-100		RPI 101-150		RPI 150+
20-20-0		0-6-0	0-0-0		OVERALL		4-2-0		5-6-0		11-6-0
12-10-0		0-1-0	0-0-0		HOME		4-2-0		4-2-0		4-5-0
8-10-0		0-5-0	0-0-0		AWAY		0-0-0		1-4-0		7-1-0
0-0-0		0-0-0	0-0-0		NEUTRAL		0-0-0		0-0-0		0-0-0
8-14-0		0-6-0	0-0-0		NON-CONFERENCE		0-0-0		4-4-0		4-4-0
6-7-0		0-1-0	0-0-0		HOME		0-0-0		4-2-0		2-4-0
2-7-0		0-5-0	0-0-0		AWAY		0-0-0		0-2-0		2-0-0
0-0-0		0-0-0	0-0-0		NEUTRAL		0-0-0		0-0-0		0-0-0
12-6-0		0-0-0	0-0-0		CONFERENCE		4-2-0		1-2-0		7-2-0
6-3-0		0-0-0	0-0-0		HOME		4-2-0		0-0-0		2-1-0
6-3-0		0-0-0	0-0-0		AWAY		0-0-0		1-2-0		5-1-0
0-0-0		0-0-0	0-0-0		NEUTRAL		0-0-0		0-0-0		0-0-0
RPI S	Opponent	Score	RPI S	Opponent	Score	RPI S	Opponent	Score	RPI S	Opponent	Score
3 A	Houston	0 3				82 H	Oral Roberts	2 3	125 A	South Ala.	4 5
3 A	Houston	0 4				82 H	Oral Roberts	10 6	125 H	South Ala.	15 4
3 A	Houston	2 3				82 H	Oral Roberts	2 1	144 A	Northwestern St.	4 2
13 A	LSU	3 5				97 H	Central Ark.	4 0	144 A	Northwestern St.	5 6
14 A	La.-Lafayette	1 5				97 H	Central Ark.	3 2	144 A	Northwestern St.	0 1
14 H	La.-Lafayette	1 7				97 H	Central Ark.	3 4	149 H	BYU	6 7
									149 H	BYU	6 1
									149 H	BYU	0 5
									149 H	BYU	10 2
									150 A	La.-Monroe	6 9
									150 H	La.-Monroe	3 0
									162 A	Lamar	8 6
									162 A	Lamar	4 0
									162 A	Lamar	6 4
									184 H	Tulane	0 1
									186 H	Houston Baptist	5 7
									186 H	Houston Baptist	4 2
									186 H	Houston Baptist	5 3
									187 H	Southern Ill.	7 8
									225 H	Western Ill.	2 1
									269 A	Incarnate Word	2 6
									269 A	Incarnate Word	5 0
									269 A	Incarnate Word	6 0
									286 A	Jackson St.	6 4
									286 A	Jackson St.	18 2
									286 H	Jackson St.	8 9
									286 H	Jackson St.	3 2
			LAST 10 GAMES								
			269 A	Incarnate Word	6 0	97 H	Central Ark.	4 0	269 A	Incarnate Word	6 0
			269 A	Incarnate Word	5 0	125 H	South Ala.	15 4	286 A	Jackson St.	6 4
			269 A	Incarnate Word	2 6	144 A	Northwestern St.	4 2	286 A	Jackson St.	18 2
			97 H	Central Ark.	3 4	144 A	Northwestern St.	0 1	286 H	Jackson St.	8 9
			97 H	Central Ark.	3 2	144 A	Northwestern St.	5 6	286 H	Jackson St.	3 2

Non-Div. I Games: Loyola (LA) 9 0

Nicholls St.

RPI	S	Opponent	Score	
301	H	Southern U.	2	5

Nicholls St.

N  
i  
c  
h  
o  
l  
l  
s  
s  
t  
.

N  
i  
c  
h  
o  
l  
l  
s  
s  
t  
.

[illegible]

**Non-Div. I Games:**

Bowling Green

Average RPI Win: 208		WON-LOST	WINNING	LAST 10	STRENGTH OF		OPP. STRENGTH	TEAM	ADJ	CONF.	ADJ CONF.
Average RPI Loss: 168		RECORD	PCT. RANK	GAMES	SCHEDULE		OF SCHEDULE	RPI	RPI	RPI	RPI
DIV. I ONLY		22-14-0	.61111	71	4-6-0		239	230	134	.50538	134
DIV. I NON-CONF.		14-10-0	.58333	98	2-2-0		175	194	70	.53419	70
TOTALS		RPI 1-25	RPI 26-50		W-L RECORDS		RPI 51-100		RPI 101-150		RPI 150+
22-14-0	2-1-0	0-0-0		OVERALL		3-3-0		0-0-0		17-10-0	
11-4-0	2-1-0	0-0-0		HOME		2-0-0		0-0-0		7-3-0	
11-9-0	0-0-0	0-0-0		AWAY		1-2-0		0-0-0		10-7-0	
0-1-0	0-0-0	0-0-0		NEUTRAL		0-1-0		0-0-0		0-0-0	
14-10-0	2-1-0	0-0-0		NON-CONFERENCE		3-3-0		0-0-0		9-6-0	
4-2-0	2-1-0	0-0-0		HOME		2-0-0		0-0-0		0-1-0	
10-7-0	0-0-0	0-0-0		AWAY		1-2-0		0-0-0		9-5-0	
0-1-0	0-0-0	0-0-0		NEUTRAL		0-1-0		0-0-0		0-0-0	
8-4-0	0-0-0	0-0-0		CONFERENCE		0-0-0		0-0-0		8-4-0	
7-2-0	0-0-0	0-0-0		HOME		0-0-0		0-0-0		7-2-0	
1-2-0	0-0-0	0-0-0		AWAY		0-0-0		0-0-0		1-2-0	
0-0-0	0-0-0	0-0-0		NEUTRAL		0-0-0		0-0-0		0-0-0	
RPI S	Opponent	Score		RPI S	Opponent	Score		RPI S	Opponent	Score	
21 H	Indiana St.	3	1					189 A	Akron	1	2
21 H	Indiana St.	4	8					189 H	Akron	5	8
21 H	Indiana St.	5	4					191 A	Fairfield	3	4
								191 A	Fairfield	3	4
								191 A	Fairfield	4	2
								200 A	East Tenn. St.	2	0
								200 A	East Tenn. St.	9	2
								200 A	East Tenn. St.	13	6
								202 A	Dayton	4	9
								202 A	Dayton	3	5
								214 A	Charlotte	10	1
								214 A	Charlotte	3	4
								214 A	Charlotte	0	6
								250 H	Siena	9	3
								250 H	Siena	3	6
								250 H	Siena	1	3
								259 H	Saint Peter's	9	8
								259 H	Saint Peter's	11	4
								259 H	Saint Peter's	9	3
								275 A	Norfolk St.	9	1
								275 A	Norfolk St.	7	5
								275 A	Norfolk St.	12	1
								275 A	Norfolk St.	17	5
								285 A	N.C. Central	15	7
								288 H	Manhattan	4	3
								288 H	Manhattan	10	0
								288 H	Manhattan	10	6
LAST 10 GAMES											
21 H	Indiana St.	4	8	250 H	Siena	9	3				
21 H	Indiana St.	5	4	189 H	Akron	5	8				
21 H	Indiana St.	3	1	191 A	Fairfield	3	4				
250 H	Siena	3	6	191 A	Fairfield	3	4				
250 H	Siena	1	3	191 A	Fairfield	4	2				

Non-Div. I Games:

Canisius



Average RPI Win:	220	WON-LOST RECORD	WINNING PCT. RANK	LAST 10 GAMES	STRENGTH OF SCHEDULE	OPP. STRENGTH OF SCHEDULE	TEAM RPI	ADJ RPI	CONF. RPI	ADJ CONF. RPI				
DIV. I ONLY		22-14-0	.61111	71	1-0-0	258	141	135	.50503	135	17	17		
DIV. I NON-CONF.		18-12-0	.6	85	1-0-0	235	129	125	.51124	125	19	19		
<hr/>														
TOTALS	RPI 1-25	RPI 26-50		W-L RECORDS		RPI 51-100		RPI 101-150		RPI 150+				
22-14-0	0-1-0	1-4-0		OVERALL		0-4-0		2-3-0		19-2-0				
16-1-0	0-0-0	0-0-0		HOME		0-0-0		1-1-0		15-0-0				
6-11-0	0-0-0	1-4-0		AWAY		0-3-0		1-2-0		4-2-0				
0-2-0	0-1-0	0-0-0		NEUTRAL		0-1-0		0-0-0		0-0-0				
18-12-0	0-1-0	1-4-0		NON-CONFERENCE		0-4-0		2-3-0		15-0-0				
13-1-0	0-0-0	0-0-0		HOME		0-0-0		1-1-0		12-0-0				
5-9-0	0-0-0	1-0-		AWAY		0-3-0		1-2-0		3-0-0				
0-2-0	0-1-0	0-0-0		NEUTRAL		0-1-0		0-0-0		0-0-0				
4-2-0	0-0-0	0-0-0		CONFERENCE		0-0-0		0-0-0		4-2-0				
3-0-0	0-0-0	0-0-0		HOME		0-0-0		0-0-0		3-0-0				
1-2-0	0-0-0	0-0-0		AWAY		0-0-0		0-0-0		1-2-0				
0-0-0	0-0-0	0-0-0		NEUTRAL		0-0-0		0-0-0		0-0-0				
<hr/>														
RPI	S	Opponent	Score		RPI	S	Opponent	Score		RPI	S	Opponent	Score	
11	N	Kentucky	0	13	29	A	Old Dominion	0	3	54	A	Nebraska	4	12
					42	A	Pepperdine	4	8	54	A	Nebraska	7	14
					42	A	Pepperdine	2	0	54	A	Nebraska	6	7
					42	A	Pepperdine	1	11	79	N	Saint Joseph's	3	4
					49	A	Columbia	4	11					
												Towson	10	3
												Fla. Atlantic	1	11
												Fla. Atlantic	4	3
												Fla. Atlantic	4	5
												Sacred Heart	2	10
												Fairfield	7	3
												Wagner	3	0
												James Madison	4	2
												James Madison	7	5
												James Madison	15	4
												LIU Brooklyn	8	5
												Holy Cross	5	3
												Holy Cross	9	3
												Holy Cross	4	3
												Butler	9	7
												Butler	6	1
												Butler	3	1
												Hofstra	12	4
												Villanova	5	6
												Villanova	4	5
												Villanova	7	5
												Fairleigh Dickinson	10	4
												Iona	7	2
												NYIT	17	8
												NYIT	13	0
												NYIT	11	2
								</						

Non-Div. I Games:	Fla. Memorial	18	1
-------------------	---------------	----	---

St. John's (NY)

Average RPI Win:		199	WON-LOST RECORD		WINNING PCT. RANK		LAST 10 GAMES		STRENGTH OF SCHEDULE		OPP. STRENGTH OF SCHEDULE		TEAM RPI		ADJ RPI		CONF. RPI		ADJ CONF. RPI				
DIV. I ONLY			31-10-0		.7561 11		8-2-0		297		88		136		.50464 136		21		21				
DIV. I NON-CONF.			17-3-0		.85 13		2-1-0		299		44		78		.52889 78		22		22				
TOTALS		RPI 1-25		RPI 26-50		W-L RECORDS		RPI 51-100		RPI 101-150		RPI 150+											
31-10-0		0-1-0		0-1-0		OVERALL		2-0-0		8-1-0		21-7-0											
20-5-0		0-0-0		0-1-0		HOME		2-0-0		5-0-0		13-4-0											
11-5-0		0-1-0		0-0-0		AWAY		0-0-0		3-1-0		8-3-0											
0-0-0		0-0-0		0-0-0		NEUTRAL		0-0-0		0-0-0		0-0-0											
17-3-0		0-1-0		0-1-0		NON-CONFERENCE		2-0-0		5-1-0		10-0-0											
12-1-0		0-0-0		0-1-0		HOME		2-0-0		2-0-0		8-0-0											
5-2-0		0-1-0		0-0-		AWAY		0-0-0		3-1-0		2-0-0											
0-0-0		0-0-0		0-0-0		NEUTRAL		0-0-0		0-0-0		0-0-0											
14-7-0		0-0-0		0-0-0		CONFERENCE		0-0-0		3-0-0		11-7-0											
8-4-0		0-0-0		0-0-0		HOME		0-0-0		3-0-0		5-4-0											
6-3-0		0-0-0		0-0-0		AWAY		0-0-0		0-0-0		6-3-0											
0-0-0		0-0-0		0-0-0		NEUTRAL		0-0-0		0-0-0		0-0-0											
RPI	S	Opponent		Score		RPI	S	Opponent		Score		RPI	S	Opponent		Score		RPI	S	Opponent		Score	
16	A	Vanderbilt		0 4		26	H	Tennessee		1 10		88	H	Miami (OH)		13 5		125	A	South Ala.		5 4	
												88	H	Miami (OH)		4 1		125	A	South Ala.		3 6	
																		125	A	South Ala.		5 4	
																		130	A	Middle Tenn.		9 5	
																		130	H	Middle Tenn.		10 3	
																		137	H	Lipscomb		10 9	
																		145	H	Jacksonville St.		15 4	
																		145	H	Jacksonville St.		11 8	
																		145	H	Jacksonville St.		8 7	
																		160	H	Eastern Ky.		5 8	
																		160	H	Eastern Ky.		4 0	
																		160	H	Eastern Ky.		11 1	
																		163	A	Eastern Ill.		4 6	
																		163	A	Eastern Ill.		4 0	
																		163	A	Eastern Ill.		8 3	
																		179	A	Morehead St.		8 9	
																		179	A	Morehead St.		15 0	
																		179	A	Morehead St.		17 8	
																		206	H	Austin Peay		16 9	
																		206	H	Austin Peay		6 9	
																		206	H	Austin Peay		4 7	
								LAST 10 GAMES										213	A	SIU Edwardsville		1 3	
								145 H Jacksonville St.		11 8				163 A Eastern Ill.		4 6		213	A	SIU Edwardsville		8 5	
								145 H Jacksonville St.		15 4				163 A Eastern Ill.		4 0		213	A	SIU Edwardsville		10 6	
								145 H Jacksonville St.		8 7				130 H Middle Tenn.		10 3		224	H	Northwestern		8 6	
								272 H Alabama A&M		7 1				26 H Tennessee		1 10		224	H	Northwestern		11 7	
								163 A Eastern Ill.		8 3				206 H Austin Peay		16 9		224	H	Northwestern		12 2	

Non-Div. I Games: Berea 6 2

Tennessee Tech

RPI	S	Opponent	Score	
272	A	Alabama A&M	5	2
272	H	Alabama A&M	7	1
279	A	UNC Asheville	15	6
293	H	UT Martin	14	5
293	H	UT Martin	5	7
293	H	UT Martin	2	0
302	H	NYIT	13	1
302	H	NYIT	19	3
302	H	NYIT	12	1
302	H	NYIT	11	2

Tennessee Tech

T  
e  
n  
n  
e  
s  
s  
e  
e  
T  
e  
c  
h

T  
e  
n  
n  
e  
s  
s  
e  
e  
T  
e  
c  
h

Average RPI Win: 178		WON-LOST RECORD		WINNING PCT. RANK		LAST 10 GAMES		STRENGTH OF SCHEDULE		OPP. STRENGTH OF SCHEDULE		TEAM RPI		ADJ RPI		CONF. RPI		ADJ CONF. RPI	
DIV. I ONLY		24-17-0		.58537 90		5-5-0		197		122		137		.50426 137		16		16	
DIV. I NON-CONF.		12-11-0		.52174 136		1-1-0		219		120		203		.47352 202		18		18	
TOTALS		RPI 1-25		RPI 26-50		W-L RECORDS		RPI 51-100		RPI 101-150		RPI 150+							
24-17-0		0-2-0		2-1-0		OVERALL		1-5-0		6-3-0		15-6-0							
17-9-0		0-1-0		2-1-0		HOME		1-4-0		3-1-0		11-2-0							
7-8-0		0-1-0		0-0-0		AWAY		0-1-0		3-2-0		4-4-0							
0-0-0		0-0-0		0-0-0		NEUTRAL		0-0-0		0-0-0		0-0-0							
12-11-0		0-2-0		0-0-0		NON-CONFERENCE		1-5-0		3-3-0		8-1-0							
10-7-0		0-1-0		0-0-0		HOME		1-4-0		3-1-0		6-1-0							
2-4-0		0-1-0		0-0-		AWAY		0-1-0		0-2-0		2-0-0							
0-0-0		0-0-0		0-0-0		NEUTRAL		0-0-0		0-0-0		0-0-0							
12-6-0		0-0-0		2-1-0		CONFERENCE		0-0-0		3-0-0		7-5-0							
7-2-0		0-0-0		2-1-0		HOME		0-0-0		0-0-0		5-1-0							
5-4-0		0-0-0		0-0-0		AWAY		0-0-0		3-0-0		2-4-0							
0-0-0		0-0-0		0-0-0		NEUTRAL		0-0-0		0-0-0		0-0-0							
RPI S	Opponent	Score		RPI S	Opponent	Score		RPI S	Opponent	Score		RPI S	Opponent	Score					
16 A	Vanderbilt	1	5	30 H	Mercer	4	2	73 A	Western Ky.	2	3	122 A	Kennesaw St.	2	1				
21 H	Indiana St.	6	10	30 H	Mercer	0	2	73 H	Western Ky.	10	2	122 A	Kennesaw St.	7	5				
				30 H	Mercer	2	1	77 H	Evansville	7	10	122 A	Kennesaw St.	7	6				
								77 H	Evansville	2	8	128 H	UConn	4	6				
								77 H	Evansville	2	3	128 H	UConn	4	3				
								88 H	Miami (OH)	3	9	128 H	UConn	14	1				
												130 A	Middle Tenn.	5	7				
												130 H	Middle Tenn.	9	3				
												136 A	Tennessee Tech	9	10				
												166 H	Jacksonville	6	7				
												166 H	Jacksonville	17	6				
												166 H	Jacksonville	7	2				
												199 H	Belmont	1	2				
												200 H	East Tenn. St.	9	7				
												200 H	East Tenn. St.	6	3				
												200 H	East Tenn. St.	5	0				
												202 H	Dayton	12	3				
												206 A	Austin Peay	14	6				
												210 A	Stetson	3	10				
												210 A	Stetson	2	8				
												210 A	Stetson	2	3				
												243 H	Oakland	13	6				
												243 H	Oakland	7	2				
												243 H	Oakland	7	2				
												243 H	Oakland	8	7				
												252 A	USC Upstate	11	1				
												252 A	USC Upstate	11	0				
LAST 10 GAMES				210 A	Stetson	3	10	30 H	Mercer	2	1	243 H	Oakland	7	2				
				210 A	Stetson	2	8	30 H	Mercer	4	2	243 H	Oakland	7	2				
				210 A	Stetson	2	3	293 A	UT Martin	12	2	243 H	Oakland	8	7				
				199 H	Belmont	1	2	200 H	East Tenn. St.	6	3	252 A	USC Upstate	11	1				
				30 H	Mercer	0	2	200 H	East Tenn. St.	5	0	252 A	USC Upstate	11	0				

Non-Div. I Games:

Lipscomb

Lipscomb

Average RPI Win: 188		WON-LOST	WINNING	LAST 10	STRENGTH OF		OPP. STRENGTH	TEAM	ADJ	CONF.	ADJ CONF.
Average RPI Loss: 128		RECORD	PCT. RANK	GAMES	SCHEDULE		OF SCHEDULE	RPI	RPI	RPI	RPI
DIV. I ONLY		18-16-0	.52941	130	3-6-0		215	151	138	.50404	138
DIV. I NON-CONF.		12-7-0	.63158	65	1-1-0		248	209	93	.52236	93
TOTALS		RPI 1-25	RPI 26-50		W-L RECORDS		RPI 51-100		RPI 101-150		RPI 150+
18-16-0	0-0-0	0-0-0		OVERALL		0-4-0		7-8-0		11-4-0	
2-5-0	0-0-0	0-0-0		HOME		0-3-0		1-2-0		1-0-0	
12-7-0	0-0-0	0-0-0		AWAY		0-0-0		5-4-0		7-3-0	
4-4-0	0-0-0	0-0-0		NEUTRAL		0-1-0		1-2-0		3-1-0	
12-7-0	0-0-0	0-0-0		NON-CONFERENCE		0-1-0		3-3-0		9-3-0	
1-0-0	0-0-0	0-0-0		HOME		0-0-0		0-0-0		1-0-0	
7-3-0	0-0-0	0-0-		AWAY		0-0-0		2-1-0		5-2-0	
4-4-0	0-0-0	0-0-0		NEUTRAL		0-1-0		1-2-0		3-1-0	
6-9-0	0-0-0	0-0-0		CONFERENCE		0-3-0		4-5-0		2-1-0	
1-5-0	0-0-0	0-0-0		HOME		0-3-0		1-2-0		0-0-0	
5-4-0	0-0-0	0-0-0		AWAY		0-0-0		3-3-0		2-1-0	
0-0-0	0-0-0	0-0-0		NEUTRAL		0-0-0		0-0-0		0-0-0	
RPI S	Opponent	Score	RPI S	Opponent	Score	RPI S	Opponent	Score	RPI S	Opponent	Score
						54 H Nebraska	6	8	112 A Michigan	3	1
						54 H Nebraska	2	3	112 A Michigan	9	6
						54 H Nebraska	2	5	112 A Michigan	1	8
						83 N Elon	2	5	113 A Iowa	4	3
									113 A Iowa	5	11
									113 A Iowa	6	7
									114 N Creighton	0	8
									114 N Creighton	10	5
									114 N Creighton	4	11
									121 H Michigan St.	0	15
									121 H Michigan St.	4	2
									121 H Michigan St.	0	5
									147 A Sacramento St.	2	6
									147 A Sacramento St.	5	3
									147 A Sacramento St.	2	1
									167 N UNC Greensboro	1	4
									197 A Coastal Caro.	5	2
									217 A South Dakota St.	4	13
									220 N Northern Ill.	11	5
									220 N Northern Ill.	3	2
									220 N Northern Ill.	6	4
									224 A Northwestern	3	4
						113 A Iowa	6	7	224 A Northwestern	5	1
						113 A Iowa	5	11	224 A Northwestern	2	1
						113 A Iowa	4	3	232 A Louisiana Tech	6	1
						289 H North Dakota St.	5	3	232 A Louisiana Tech	2	3
						54 H Nebraska	2	3	232 A Louisiana Tech	4	2
LAST 10 GAMES						54 H Nebraska	2	5			
						54 H Nebraska	6	8			
						217 A South Dakota St.	4	13			
						112 A Michigan	3	1			
						112 A Michigan	1	8			

Non-Div. I Games: Augsburg 1 0

Minnesota

RPI	S	Opponent	Score	
233	A	St. Mary's (CA)	12	1
233	A	St. Mary's (CA)	15	11
289	H	North Dakota St.	5	3

Minnesota

M  
i  
n  
n  
e  
s  
o  
t  
a

M  
i  
n  
n  
e  
s  
o  
t  
a

McNeese St.



Average RPI Win: 181		WON-LOST	WINNING	LAST 10	STRENGTH OF		OPP. STRENGTH	TEAM	ADJ	CONF.	ADJ CONF.
Average RPI Loss: 119		RECORD	PCT. RANK	GAMES	SCHEDULE		OF SCHEDULE	RPI	RPI	RPI	RPI
DIV. I ONLY		19-16-0	.54286	117	1-0-0		194	162	140	.50283	140
DIV. I NON-CONF.		15-8-0	.65217	53	0-0-0		267	211	126	.51106	126
TOTALS		RPI 1-25	RPI 26-50		W-L RECORDS		RPI 51-100		RPI 101-150		RPI 150+
19-16-0		0-0-0	1-5-0		OVERALL		1-2-0		3-2-0		14-7-0
3-9-0		0-0-0	0-3-0		HOME		1-2-0		0-1-0		2-3-0
10-5-0		0-0-0	0-0-0		AWAY		0-0-0		2-1-0		8-4-0
6-2-0		0-0-0	1-2-0		NEUTRAL		0-0-0		1-0-0		4-0-0
15-8-0		0-0-0	0-0-0		NON-CONFERENCE		0-0-0		3-2-0		12-6-0
2-4-0		0-0-0	0-0-0		HOME		0-0-0		0-1-0		2-3-0
8-4-0		0-0-0	0-0-		AWAY		0-0-0		2-1-0		6-3-0
5-0-0		0-0-0	0-0-0		NEUTRAL		0-0-0		1-0-0		4-0-0
4-8-0		0-0-0	1-5-0		CONFERENCE		1-2-0		0-0-0		2-1-0
1-5-0		0-0-0	0-3-0		HOME		1-2-0		0-0-0		0-0-0
2-1-0		0-0-0	0-0-0		AWAY		0-0-0		0-0-0		2-1-0
1-2-0		0-0-0	1-2-0		NEUTRAL		0-0-0		0-0-0		0-0-0
RPI S	Opponent	Score	RPI S	Opponent	Score	RPI S	Opponent	Score	RPI S	Opponent	Score
			32 N	Illinois St.	6 7	96 H	Missouri St.	5 6	101 N	Xavier	15 5
			32 N	Illinois St.	1 13	96 H	Missouri St.	6 5	111 A	Wright St.	7 9
			32 N	Illinois St.	3 1	96 H	Missouri St.	2 7	111 A	Wright St.	5 1
			38 H	Dallas Baptist	6 17				113 A	Iowa	7 0
			38 H	Dallas Baptist	2 8				113 H	Iowa	2 6
			38 H	Dallas Baptist	7 9				153 A	UALR	0 3
									153 A	UALR	9 4
									153 A	UALR	8 5
									157 A	Saint Louis	9 1
									181 H	Omaha	2 4
									181 H	Omaha	6 11
									181 H	Omaha	0 7
									187 A	Southern Ill.	1 6
									187 A	Southern Ill.	7 2
									187 A	Southern Ill.	7 4
									202 N	Dayton	8 5
									202 N	Dayton	11 5
									202 N	Dayton	5 0
									206 A	Austin Peay	6 10
									213 A	SIU Edwardsville	5 6
									220 H	Northern Ill.	7 5
									220 H	Northern Ill.	3 0
									220 N	Northern Ill.	5 1
									297 A	Alcorn	12 4
									297 A	Alcorn	13 4
									297 A	Alcorn	9 4
LAST 10 GAMES			96 H	Missouri St.	6 5	220 H	Northern Ill.	3 0			
			181 H	Omaha	6 11	96 H	Missouri St.	2 7			
			181 H	Omaha	0 7	96 H	Missouri St.	5 6			
			181 H	Omaha	2 4	213 A	SIU Edwardsville	5 6			
			220 H	Northern Ill.	7 5	187 A	Southern Ill.	7 2			

Non-Div. I Games: Ill.-Springfield 5 3

Bradley

H  
a  
r  
t  
f  
o  
r  
d

Hartford

RPI	S	Opponent	Score	
251	H	Massachusetts	3	0
281	H	Albany (NY)	3	0
281	H	Albany (NY)	3	2
281	H	Albany (NY)	12	9

Hartford

H  
a  
r  
t  
f  
o  
r  
d

H  
a  
r  
t  
f  
o  
r  
d

Average RPI Win: 153		WON-LOST RECORD	WINNING PCT. RANK	LAST 10 GAMES	STRENGTH OF SCHEDULE	OPP. STRENGTH OF SCHEDULE	TEAM RPI	ADJ RPI	CONF. RPI	ADJ CONF. RPI							
Average RPI Loss: 124																	
DIV. I ONLY		21-20-0	.5122 138	8-2-0	121	149	142	.50276 142	13	13							
DIV. I NON-CONF.		10-11-0	.47619 167	2-0-0	44	221	143	.50555 143	12	12							
<hr/>																	
TOTALS		RPI 1-25	RPI 26-50		W-L RECORDS		RPI 51-100		RPI 101-150		RPI 150+						
21-20-0		0-3-0	2-1-0		OVERALL		2-1-0		4-6-0		13-9-0						
13-8-0		0-0-0	0-0-0		HOME		1-0-0		1-1-0		11-7-0						
7-7-0		0-0-0	2-1-0		AWAY		1-0-0		3-5-0		1-1-0						
1-5-0		0-3-0	0-0-0		NEUTRAL		0-1-0		0-0-0		1-1-0						
10-11-0		0-3-0	0-0-0		NON-CONFERENCE		2-1-0		1-3-0		7-4-0						
8-4-0		0-0-0	0-0-0		HOME		1-0-0		1-1-0		6-3-0						
2-2-0		0-0-0	0-0-		AWAY		1-0-0		0-2-0		1-0-0						
0-5-0		0-3-0	0-0-0		NEUTRAL		0-1-0		0-0-0		0-1-0						
11-9-0		0-0-0	2-1-0		CONFERENCE		0-0-0		3-3-0		6-5-0						
5-4-0		0-0-0	0-0-0		HOME		0-0-0		0-0-0		5-4-0						
5-5-0		0-0-0	2-1-0		AWAY		0-0-0		3-3-0		0-1-0						
1-0-0		0-0-0	0-0-0		NEUTRAL		0-0-0		0-0-0		1-0-0						
RPI	S	Opponent	Score		RPI	S	Opponent	Score		RPI	S	Opponent	Score				
15	N	Washington	1	4	42	A	Pepperdine	3	5	54	N	Nebraska	3	5			
23	N	Oregon St.	6	14	42	A	Pepperdine	7	5	75	A	Fresno St.	7	3			
23	N	Oregon St.	0	7	42	A	Pepperdine	6	4	75	H	Fresno St.	6	4			
										104	A	Nevada	6	7			
										104	H	Nevada	4	8			
										117	A	San Francisco	12	9			
										117	A	San Francisco	11	7			
										117	A	San Francisco	2	3			
										147	A	Sacramento St.	2	4			
										147	H	Sacramento St.	9	8			
										149	A	BYU	3	9			
										149	A	BYU	11	7			
										149	A	BYU	1	10			
										164	H	Gonzaga	6	2			
										164	H	Gonzaga	7	10			
										164	H	Gonzaga	4	5			
										164	N	Gonzaga	9	5			
										170	A	Santa Clara	8	9			
										170	H	Santa Clara	6	7			
										170	H	Santa Clara	7	0			
170	H	Santa Clara	2	6													
173	H	Alabama St.	5	3													
173	H	Alabama St.	8	2													
173	H	Alabama St.	0	3													
173	H	Alabama St.	2	5													
175	A	San Jose St.	5	1													
175	H	San Jose St.	2	1													
176	N	UC Davis	3	4													
185	H	Utah Valley	5	8													
185	H	Utah Valley	9	5													
LAST 10 GAMES																	
233 H St. Mary's (CA)					4	3	117 A San Francisco					2	3	175 A San Jose St.		5	1
233 H St. Mary's (CA)					1	0	117 A San Francisco					11	7	175 H San Jose St.		2	1
233 H St. Mary's (CA)					5	4	147 H Sacramento St.					9	8	176 N UC Davis		3	4
75 H Fresno St.					6	4	149 A BYU					11	7	185 H Utah Valley		5	8
117 A San Francisco					12	9	149 A BYU					3	9	185 H Utah Valley		9	5

Non-Div. I Games:

Pacific

RPI	S	Opponent	Score	
185	H	Utah Valley	4	2
185	H	Utah Valley	5	2
233	H	St. Mary's (CA)	4	3
233	H	St. Mary's (CA)	5	4
233	H	St. Mary's (CA)	1	0

Pacific

P  
a  
c  
i  
f  
i  
c

P  
a  
c  
i  
f  
i  
c

Average RPI Win: 231		WON-LOST	WINNING	LAST 10	STRENGTH OF		OPP. STRENGTH	TEAM	ADJ	CONF.	ADJ CONF.
Average RPI Loss: 177		RECORD	PCT. RANK	GAMES	SCHEDULE		OF SCHEDULE	RPI	RPI	RPI	RPI
DIV. I ONLY		18-15-0	.54545	116	4-6-0		213	284	143	.50237	143
DIV. I NON-CONF.		13-12-0	.52	139	3-3-0		167	297	111	.51701	111
TOTALS		RPI 1-25	RPI 26-50		W-L RECORDS		RPI 51-100		RPI 101-150		RPI 150+
18-15-0	0-1-0	0-0-0		OVERALL		0-0-0		2-6-0		16-8-0	
3-3-0	0-0-0	0-0-0		HOME		0-0-0		0-0-0		3-3-0	
11-10-0	0-1-0	0-0-0		AWAY		0-0-0		2-4-0		9-5-0	
4-2-0	0-0-0	0-0-0		NEUTRAL		0-0-0		0-2-0		4-0-0	
13-12-0	0-1-0	0-0-0		NON-CONFERENCE		0-0-0		2-6-0		11-5-0	
2-0-0	0-0-0	0-0-0		HOME		0-0-0		0-0-0		2-0-0	
7-10-0	0-1-0	0-0-		AWAY		0-0-0		2-4-0		5-5-0	
4-2-0	0-0-0	0-0-0		NEUTRAL		0-0-0		0-2-0		4-0-0	
5-3-0	0-0-0	0-0-0		CONFERENCE		0-0-0		0-0-0		5-3-0	
1-3-0	0-0-0	0-0-0		HOME		0-0-0		0-0-0		1-3-0	
4-0-0	0-0-0	0-0-0		AWAY		0-0-0		0-0-0		4-0-0	
0-0-0	0-0-0	0-0-0		NEUTRAL		0-0-0		0-0-0		0-0-0	
RPI S	Opponent	Score		RPI S	Opponent	Score		RPI S	Opponent	Score	
13 A	LSU	1	8					115 A	Southeastern La.	1	2
								115 A	Southeastern La.	2	6
								115 A	Southeastern La.	2	0
								128 N	UConn	0	5
								131 A	Stony Brook	1	7
								135 A	St. John's (NY)	10	2
								141 A	Hartford	6	7
								141 N	Hartford	0	1
								184 A	Tulane	6	4
								184 A	Tulane	5	6
								184 A	Tulane	3	2
								212 N	Cornell	2	1
								212 N	Cornell	7	2
								212 N	Cornell	5	3
								212 N	Cornell	3	0
								216 H	Mt. St. Mary's	4	0
								216 H	Mt. St. Mary's	5	6
								216 H	Mt. St. Mary's	1	2
								216 H	Mt. St. Mary's	2	6
								227 A	Yale	2	5
								247 A	Fordham	6	0
								247 A	Fordham	6	7
								247 A	Fordham	4	2
								273 A	Rhode Island	9	10
								276 A	Fairleigh Dickinson	3	2
								276 A	Fairleigh Dickinson	6	2
								276 A	Fairleigh Dickinson	4	2
LAST 10 GAMES											
216 H	Mt. St. Mary's	5	6	291 H	NJIT	8	3	247 A	Fordham	4	2
216 H	Mt. St. Mary's	2	6	291 H	NJIT	8	2	273 A	Rhode Island	9	10
216 H	Mt. St. Mary's	1	2	291 A	NJIT	6	3	276 A	Fairleigh Dickinson	3	2
216 H	Mt. St. Mary's	4	0	291 A	NJIT	3	5	276 A	Fairleigh Dickinson	6	2
227 A	Yale	2	5	141 A	Hartford	6	7	276 A	Fairleigh Dickinson	4	2

Non-Div. I Games:

Sacred Heart

RPI	S	Opponent	Score	
276	A	Fairleigh Dickinson	9	7
291	A	NJIT	3	5
291	A	NJIT	6	3
291	H	NJIT	8	3
291	H	NJIT	8	2

Sacred Heart

S  
a  
c  
r  
e  
d  
H  
e  
a  
r  
t

S  
a  
c  
r  
e  
d  
H  
e  
a  
r  
t

Average RPI Win:		182	WON-LOST RECORD		WINNING PCT. RANK		LAST 10 GAMES		STRENGTH OF SCHEDULE		OPP. STRENGTH OF SCHEDULE		TEAM RPI		ADJ RPI		CONF. RPI		ADJ CONF. RPI				
DIV. I ONLY			21-17-0		.55263 108		5-5-0		182		177		144		.50186 144		15		15				
DIV. I NON-CONF.			11-7-0		.61111 80		2-0-0		258		270		165		.4925 165		17		17				
TOTALS		RPI 1-25		RPI 26-50		W-L RECORDS		RPI 51-100		RPI 101-150		RPI 150+											
21-17-0		0-3-0		0-0-0		OVERALL		4-2-0		7-9-0		10-3-0											
10-10-0		0-2-0		0-0-0		HOME		0-0-0		3-6-0		7-2-0											
10-7-0		0-1-0		0-0-0		AWAY		4-2-0		4-3-0		2-1-0											
1-0-0		0-0-0		0-0-0		NEUTRAL		0-0-0		0-0-0		1-0-0											
11-7-0		0-3-0		0-0-0		NON-CONFERENCE		0-0-0		3-2-0		8-2-0											
6-3-0		0-2-0		0-0-0		HOME		0-0-0		1-0-0		5-1-0											
4-4-0		0-1-0		0-0-		AWAY		0-0-0		2-2-0		2-1-0											
1-0-0		0-0-0		0-0-0		NEUTRAL		0-0-0		0-0-0		1-0-0											
10-10-0		0-0-0		0-0-0		CONFERENCE		4-2-0		4-7-0		2-1-0											
4-7-0		0-0-0		0-0-0		HOME		0-0-0		2-6-0		2-1-0											
6-3-0		0-0-0		0-0-0		AWAY		4-2-0		2-1-0		0-0-0											
0-0-0		0-0-0		0-0-0		NEUTRAL		0-0-0		0-0-0		0-0-0											
RPI	S	Opponent		Score		RPI	S	Opponent		Score		RPI	S	Opponent		Score							
13	H	LSU		1	8			59	A	Sam Houston St.	4	9	118	H	A&M-Corpus Christi		3	4					
14	A	La.-Lafayette		1	10			59	A	Sam Houston St.	12	1	118	H	A&M-Corpus Christi		3	5					
14	H	La.-Lafayette		3	5			59	A	Sam Houston St.	3	1	118	H	A&M-Corpus Christi		5	7					
								82	A	Oral Roberts	6	4	132	H	Nicholls St.		2	4					
								82	A	Oral Roberts	0	15	132	H	Nicholls St.		1	0					
								82	A	Oral Roberts	3	1	132	H	Nicholls St.		6	5					
													139	A	McNeese St.		3	0					
													139	A	McNeese St.		10	11					
													139	A	McNeese St.		4	0					
													139	H	McNeese St.		2	6					
													139	H	McNeese St.		5	10					
													145	A	Jacksonville St.		6	3					
													145	A	Jacksonville St.		4	6					
													145	A	Jacksonville St.		4	5					
													150	A	La.-Monroe		8	6					
													150	H	La.-Monroe		6	1					
													152	H	Stephen F. Austin		5	4					
													152	H	Stephen F. Austin		5	7					
													152	H	Stephen F. Austin		5	3					
													221	A	Tex.-Pan American		0	1					
													221	A	Tex.-Pan American		6	4					
													232	A	Louisiana Tech		2	1					
													292	H	Chicago St.		3	9					
													292	H	Chicago St.		7	2					
													294	N	Prairie View		5	2					
													300	H	Grambling		12	3					
													301	H	Southern U.		6	2					
LAST 10 GAMES																							
118 H A&M-Corpus Christi						3	4	139 A McNeese St.						10	11	292 H Chicago St.						3	9
118 H A&M-Corpus Christi						3	5	139 A McNeese St.						3	0	292 H Chicago St.						7	2
118 H A&M-Corpus Christi						5	7	150 A La.-Monroe						8	6	294 N Prairie View						5	2
150 H La.-Monroe						6	1	132 H Nicholls St.						2	4	300 H Grambling						12	3
139 A McNeese St.						4	0	132 H Nicholls St.						1	0	301 H Southern U.						6	2

<b>Non-Div. I Games:</b>	<b>LSU-Alexandria</b>	<b>16</b>	<b>9</b>
--------------------------	-----------------------	-----------	----------

Northwestern St.



RPI	S	Opponent	Score	
301	H	Southern U.	13	9
301	H	Southern U.	4	3

Northwestern St.

N  
o  
r  
t  
h  
w  
e  
s  
t  
e  
r  
n  
s  
t  
.

N  
o  
r  
t  
h  
w  
e  
s  
t  
e  
r  
n  
s  
t  
.

Average RPI Win:	185	WON-LOST RECORD	WINNING PCT. RANK	LAST 10 GAMES	STRENGTH OF SCHEDULE	OPP. STRENGTH OF SCHEDULE	TEAM RPI	ADJ RPI	CONF. RPI	ADJ CONF. RPI			
DIV. I ONLY		21-17-0	.55263	108	3-7-0	185	192	145	.50159	145	21	21	
DIV. I NON-CONF.		10-10-0	.5	141	1-3-0	41	189	84	.5265	84	22	22	
<hr/>													
TOTALS	RPI 1-25	RPI 26-50		W-L RECORDS		RPI 51-100		RPI 101-150		RPI 150+			
21-17-0	0-0-0	0-0-0		OVERALL		2-5-0		4-7-0		15-5-0			
13-7-0	0-0-0	0-0-0		HOME		0-2-0		4-2-0		9-3-0			
8-10-0	0-0-0	0-0-0		AWAY		2-3-0		0-5-0		6-2-0			
0-0-0	0-0-0	0-0-0		NEUTRAL		0-0-0		0-0-0		0-0-0			
<hr/>													
10-10-0	0-0-0	0-0-0		NON-CONFERENCE		2-5-0		4-4-0		4-1-0			
6-5-0	0-0-0	0-0-0		HOME		0-2-0		4-2-0		2-1-0			
4-5-0	0-0-0	0-0-		AWAY		2-3-0		0-2-0		2-0-0			
0-0-0	0-0-0	0-0-0		NEUTRAL		0-0-0		0-0-0		0-0-0			
<hr/>													
11-7-0	0-0-0	0-0-0		CONFERENCE		0-0-0		0-3-0		11-4-0			
7-2-0	0-0-0	0-0-0		HOME		0-0-0		0-0-0		7-2-0			
4-5-0	0-0-0	0-0-0		AWAY		0-0-0		0-3-0		4-2-0			
0-0-0	0-0-0	0-0-0		NEUTRAL		0-0-0		0-0-0		0-0-0			
<hr/>													
RPI	S	Opponent	Score	RPI	S	Opponent	Score	RPI	S	Opponent	Score		
				52 A New Mexico				2	8	122 A Kennesaw St.		4	11
				52 A New Mexico				3	5	122 H Kennesaw St.		9	8
				52 A New Mexico				9	2	122 H Kennesaw St.		1	0
				55 A Samford				2	5	122 H Kennesaw St.		1	10
				55 H Samford				6	7	125 A South Ala.		2	4
				89 A UAB				9	5	136 A Tennessee Tech		8	11
				89 H UAB				9	14	136 A Tennessee Tech		4	15
										136 A Tennessee Tech		7	8
										144 H Northwestern St.		3	6
										144 H Northwestern St.		6	4
										144 H Northwestern St.		5	4
										154 A Troy		7	3
										163 A Eastern Ill.		8	6
										163 A Eastern Ill.		23	15
										163 A Eastern Ill.		8	2
										173 A Alabama St.		11	5
										188 H Valparaiso		10	0
										188 H Valparaiso		3	10
										188 H Valparaiso		6	3
										206 H Austin Peay		7	2
						206 H Austin Peay		9	7				
						206 H Austin Peay		1	6				
						213 A SIU Edwardsville		6	7				
						213 A SIU Edwardsville		5	2				
						213 A SIU Edwardsville		8	9				
						262 H Murray St.		7	2				
						262 H Murray St.		1	4				
						52 A New Mexico		9	2				
						52 A New Mexico		2	8				
						52 A New Mexico		3	5				
						52 A New Mexico		7	8				
						122 A Kennesaw St.		4	11				
						262 H Murray St.		5	1				
						262 H Murray St.		1	4				

Non-Div. I Games:

Jacksonville St.

RPI	S	Opponent	Score	
262	H	Murray St.	5	1
293	H	UT Martin	6	2
293	H	UT Martin	6	4
293	H	UT Martin	10	5

Jacksonville St.

J  
a  
c  
k  
s  
o  
n  
v  
i  
l  
l  
e  
s  
t  
.

J  
a  
c  
k  
s  
o  
n  
v  
i  
l  
l  
e  
s  
t  
.

Average RPI Win: 221		WON-LOST RECORD	WINNING PCT. RANK	LAST 10 GAMES	STRENGTH OF SCHEDULE	OPP. STRENGTH OF SCHEDULE	TEAM RPI	ADJ RPI		CONF. RPI	ADJ CONF. RPI				
Average RPI Loss: 154															
DIV. I ONLY		27-12-0	.69231	30	7-3-0	273	195	146	.50074	146	24	24			
DIV. I NON-CONF.		16-8-0	.66667	48	1-1-0	287	203	157	.49819	156	26	26			
<hr/>															
TOTALS		RPI 1-25		RPI 26-50		W-L RECORDS		RPI 51-100		RPI 101-150		RPI 150+			
27-12-0		0-0-0		0-1-0		OVERALL		1-2-0		3-4-0		23-5-0			
11-6-0		0-0-0		0-1-0		HOME		0-0-0		2-2-0		9-3-0			
6-4-0		0-0-0		0-0-0		AWAY		1-2-0		1-1-0		4-1-0			
10-2-0		0-0-0		0-0-0		NEUTRAL		0-0-0		0-1-0		10-1-0			
<hr/>															
16-8-0		0-0-0		0-1-0		NON-CONFERENCE		1-2-0		1-2-0		14-3-0			
4-2-0		0-0-0		0-1-0		HOME		0-0-0		0-0-0		4-1-0			
2-4-0		0-0-0		0-0-		AWAY		1-2-0		1-1-0		0-1-0			
10-2-0		0-0-0		0-0-0		NEUTRAL		0-0-0		0-1-0		10-1-0			
<hr/>															
11-4-0		0-0-0		0-0-0		CONFERENCE		0-0-0		2-2-0		9-2-0			
7-4-0		0-0-0		0-0-0		HOME		0-0-0		2-2-0		5-2-0			
4-0-0		0-0-0		0-0-0		AWAY		0-0-0		0-0-0		4-0-0			
0-0-0		0-0-0		0-0-0		NEUTRAL		0-0-0		0-0-0		0-0-0			
<hr/>															
RPI	S	Opponent	Score	RPI	S	Opponent	Score	RPI	S	Opponent	Score	RPI	S	Opponent	Score
				49	H	Columbia	0 4	78	A	William & Mary	3 21	102	A	Campbell	5 6
								78	A	William & Mary	6 7	109	N	Towson	1 3
								78	A	William & Mary	4 2	110	H	Bucknell	0 9
												110	H	Bucknell	10 4
												110	H	Bucknell	1 3
												110	H	Bucknell	6 5
												141	A	Hartford	4 2
												159	N	Central Conn. St.	9 1
												196	H	Wagner	1 2
												196	H	Wagner	4 0
												196	H	Wagner	8 1
												229	A	Holy Cross	5 1
												229	A	Holy Cross	3 0
												229	A	Holy Cross	5 1
												229	A	Holy Cross	1 0
												231	H	Lafayette	4 2
												231	H	Lafayette	2 1
												231	H	Lafayette	5 3
												231	H	Lafayette	9 1
												247	A	Fordham	4 5
												251	H	Massachusetts	9 4
												251	N	Massachusetts	7 4
												251	N	Massachusetts	4 3
												251	N	Massachusetts	7 3
												251	N	Massachusetts	4 3
												251	N	Massachusetts	14 0
												254	H	Lehigh	4 5
<hr/>															
LAST 10 GAMES															
				229	A	Holy Cross	5 1	110	H	Bucknell	10 4	251	N	Massachusetts	7 4
				229	A	Holy Cross	3 0	110	H	Bucknell	0 9	251	N	Massachusetts	4 3
				229	A	Holy Cross	5 1	110	H	Bucknell	6 5	251	N	Massachusetts	7 3
				229	A	Holy Cross	1 0	110	H	Bucknell	1 3	251	N	Massachusetts	4 3
				141	A	Hartford	4 2	247	A	Fordham	4 5	251	N	Massachusetts	14 0

Non-Div. I Games:

Army

RPI	S	Opponent	Score
254	H	Lehigh	0 3
254	H	Lehigh	2 0
264	N	Harvard	6 4
264	N	Harvard	1 5
264	N	Harvard	3 2
276	H	Fairleigh Dickinson	7 3
281	N	Albany (NY)	16 1
289	N	North Dakota St.	19 9

Army

Average RPI Win:	183	WON-LOST	WINNING	LAST 10	STRENGTH OF	OPP. STRENGTH	TEAM	ADJ	CONF.	ADJ CONF.					
Average RPI Loss:	121	RECORD	PCT. RANK	GAMES	SCHEDULE	OF SCHEDULE	RPI	RPI	RPI	RPI					
DIV. I ONLY		24-15-0	.61538	67	6-4-0	243	145	147	.50059	147	27	27			
DIV. I NON-CONF.		12-12-0	.5	141	1-1-0	216	19	176	.48868	176	27	27			
<hr/>															
TOTALS	RPI 1-25	RPI 26-50		W-L RECORDS		RPI 51-100		RPI 101-150		RPI 150+					
24-15-0	0-0-0	0-1-0		OVERALL		3-2-0		5-7-0		16-5-0					
16-6-0	0-0-0	0-0-0		HOME		1-0-0		4-3-0		11-3-0					
8-8-0	0-0-0	0-0-0		AWAY		2-2-0		1-4-0		5-2-0					
0-1-0	0-0-0	0-1-0		NEUTRAL		0-0-0		0-0-0		0-0-0					
12-12-0	0-0-0	0-1-0		NON-CONFERENCE		3-2-0		5-7-0		4-2-0					
8-5-0	0-0-0	0-0-0		HOME		1-0-0		4-3-0		3-2-0					
4-6-0	0-0-0	0-0-		AWAY		2-2-0		1-4-0		1-0-0					
0-1-0	0-0-0	0-1-0		NEUTRAL		0-0-0		0-0-0		0-0-0					
12-3-0	0-0-0	0-0-0		CONFERENCE		0-0-0		0-0-0		12-3-0					
8-1-0	0-0-0	0-0-0		HOME		0-0-0		0-0-0		8-1-0					
4-2-0	0-0-0	0-0-0		AWAY		0-0-0		0-0-0		4-2-0					
0-0-0	0-0-0	0-0-0		NEUTRAL		0-0-0		0-0-0		0-0-0					
<hr/>															
RPI	S	Opponent	Score	RPI	S	Opponent	Score	RPI	S	Opponent	Score				
				33	N	West Virginia	1 8	64	A	Texas A&M	5 7				
								64	A	Texas A&M	0 5				
								64	A	Texas A&M	1 0				
								75	A	Fresno St.	6 4				
								75	H	Fresno St.	2 1				
										104	H	Nevada	7 4		
										105	A	UC Riverside	1 9		
										105	A	UC Riverside	1 6		
										117	A	San Francisco	5 9		
										117	A	San Francisco	6 2		
										117	H	San Francisco	8 4		
										117	H	San Francisco	1 9		
										138	H	Minnesota	6 2		
										138	H	Minnesota	3 5		
										138	H	Minnesota	1 2		
										142	A	Pacific	8 9		
										142	H	Pacific	4 2		
										151	A	Grand Canyon	6 8		
										151	A	Grand Canyon	2 3		
										151	A	Grand Canyon	5 4		
										156	H	Utah	4 5		
										156	H	Utah	3 2		
										156	H	Utah	5 4		
										156	H	Utah	1 2		
										176	A	UC Davis	15 7		
										183	H	Air Force	7 1		
				LAST 10 GAMES						185	H	Utah Valley	10 0		
				185	H	Utah Valley	0 6	151	A	Grand Canyon	5 4	185	H	Utah Valley	0 6
				185	H	Utah Valley	10 0	151	A	Grand Canyon	2 3	185	H	Utah Valley	5 0
				185	H	Utah Valley	5 0	142	A	Pacific	8 9	228	H	Seattle	8 1
				176	A	UC Davis	15 7	228	H	Seattle	4 3	228	H	Seattle	4 3
				151	A	Grand Canyon	6 8	228	H	Seattle	4 3	228	H	Seattle	4 3

**Non-Div. I Games:**

Sacramento St.

RPI	S	Opponent	Score	
260	A	New Mexico St.	8	2
260	A	New Mexico St.	20	6
260	A	New Mexico St.	11	0
299	H	Northern Colo.	9	2
299	H	Northern Colo.	3	1
299	H	Northern Colo.	16	1

Sacramento St.

S  
a  
c  
r  
a  
m  
e  
n  
t  
o  
S  
t  
.

S  
a  
c  
r  
a  
m  
e  
n  
t  
o  
S  
t  
.

Average RPI Win:		171	WON-LOST RECORD		WINNING PCT. RANK	LAST 10 GAMES		STRENGTH OF SCHEDULE		OPP. STRENGTH OF SCHEDULE	TEAM RPI	ADJ RPI	CONF. RPI	ADJ CONF. RPI
Average RPI Loss:		95												
DIV. I ONLY			24-16-0		.6 78	7-3-0		229		72	148	.50048 148	13	13
DIV. I NON-CONF.			12-10-0		.54545 121	2-0-0		151		59	159	.49615 158	12	12
TOTALS		RPI 1-25	RPI 26-50		W-L RECORDS		RPI 51-100		RPI 101-150		RPI 150+			
24-16-0		0-3-0	0-1-0		OVERALL		6-5-0		2-4-0		16-3-0			
17-9-0		0-3-0	0-0-0		HOME		2-2-0		1-2-0		14-2-0			
7-7-0		0-0-0	0-1-0		AWAY		4-3-0		1-2-0		2-1-0			
0-0-0		0-0-0	0-0-0		NEUTRAL		0-0-0		0-0-0		0-0-0			
12-10-0		0-3-0	0-1-0		NON-CONFERENCE		4-4-0		0-0-0		8-2-0			
10-7-0		0-3-0	0-0-0		HOME		2-2-0		0-0-0		8-2-0			
2-3-0		0-0-0	0-0-0		AWAY		2-2-0		0-0-0		0-0-0			
0-0-0		0-0-0	0-0-0		NEUTRAL		0-0-0		0-0-0		0-0-0			
12-6-0		0-0-0	0-0-0		CONFERENCE		2-1-0		2-4-0		8-1-0			
7-2-0		0-0-0	0-0-0		HOME		0-0-0		1-2-0		6-0-0			
5-4-0		0-0-0	0-0-0		AWAY		2-1-0		1-2-0		2-1-0			
0-0-0		0-0-0	0-0-0		NEUTRAL		0-0-0		0-0-0		0-0-0			
RPI S	Opponent	Score	RPI S	Opponent	Score	RPI S	Opponent	Score	RPI S	Opponent	Score	RPI S	Opponent	Score
22 H	Oregon	2 12	43 A	San Diego St.	2 9	65 A	UC Irvine	2 3	117 H	San Francisco	4 6			
22 H	Oregon	3 4				65 H	UC Irvine	7 2	117 H	San Francisco	3 9			
22 H	Oregon	3 5				68 A	Southern California	1 6	117 H	San Francisco	5 4			
						68 H	Southern California	2 4	149 A	BYU	2 0			
						72 A	Long Beach St.	8 2	149 A	BYU	2 6			
						72 H	Long Beach St.	4 3	149 A	BYU	2 4			
						76 A	San Diego	1 8	156 H	Utah	2 0			
						76 A	San Diego	7 0	156 H	Utah	6 7			
						76 A	San Diego	5 3	156 H	Utah	4 1			
						91 A	UCLA	6 1	164 A	Gonzaga	5 10			
						91 H	UCLA	3 5	164 A	Gonzaga	2 0			
									164 A	Gonzaga	7 5			
									185 H	Utah Valley	9 2			
									185 H	Utah Valley	2 1			
									185 H	Utah Valley	3 5			
									195 H	Cal St. Northridge	12 11			
									233 H	St. Mary's (CA)	4 3			
									233 H	St. Mary's (CA)	7 5			
									233 H	St. Mary's (CA)	11 1			
									240 H	Northern Ky.	4 2			
									240 H	Northern Ky.	8 3			
									240 H	Northern Ky.	13 10			
									256 H	Portland	8 7			
									256 H	Portland	10 8			
									256 H	Portland	5 2			
			LAST 10 GAMES											
			149 A	BYU	2 4		233 H	St. Mary's (CA)	11 1		256 H	Portland	8 7	
			149 A	BYU	2 6		233 H	St. Mary's (CA)	4 3		256 H	Portland	10 8	
			149 A	BYU	2 0		72 A	Long Beach St.	8 2		256 H	Portland	5 2	
			65 H	UC Irvine	7 2		117 H	San Francisco	5 4					
			233 H	St. Mary's (CA)	7 5		117 H	San Francisco	3 9					

Non-Div. I Games:

Loyola Marymount



Average RPI Win:		154	WON-LOST RECORD		WINNING PCT. RANK		LAST 10 GAMES		STRENGTH OF SCHEDULE		OPP. STRENGTH OF SCHEDULE		TEAM RPI		ADJ RPI		CONF. RPI		ADJ CONF. RPI			
DIV. I ONLY			16-25-0		.39024 224		5-5-0		74		123		149		.50041 149		13		13			
DIV. I NON-CONF.			9-14-0		.3913 210		1-1-0		102		65		146		.50368 146		12		12			
TOTALS		RPI 1-25		RPI 26-50		W-L RECORDS		RPI 51-100		RPI 101-150		RPI 150+										
16-25-0		0-2-0		1-4-0		OVERALL		0-9-0		9-7-0		6-3-0										
5-6-0		0-0-0		0-0-0		HOME		0-3-0		4-2-0		1-1-0										
7-13-0		0-1-0		1-4-0		AWAY		0-1-0		4-5-0		2-2-0										
4-6-0		0-1-0		0-0-0		NEUTRAL		0-5-0		1-0-0		3-0-0										
9-14-0		0-2-0		0-2-0		NON-CONFERENCE		0-6-0		4-3-0		5-1-0										
1-1-0		0-0-0		0-0-0		HOME		0-0-0		0-0-0		1-1-0										
4-7-0		0-1-0		0-0-		AWAY		0-1-0		3-3-0		1-0-0										
4-6-0		0-1-0		0-0-0		NEUTRAL		0-5-0		1-0-0		3-0-0										
7-11-0		0-0-0		1-2-0		CONFERENCE		0-3-0		5-4-0		1-2-0										
4-5-0		0-0-0		0-0-0		HOME		0-3-0		4-2-0		0-0-0										
3-6-0		0-0-0		1-2-0		AWAY		0-0-0		1-2-0		1-2-0										
0-0-0		0-0-0		0-0-0		NEUTRAL		0-0-0		0-0-0		0-0-0										
RPI	S	Opponent		Score		RPI	S	Opponent		Score		RPI	S	Opponent		Score						
12	A	Texas Tech		2	4	37	A	UC Santa Barbara		5	9	58	N	Kansas		4	10					
18	N	TCU		0	10	38	A	Dallas Baptist		3	8	58	N	Kansas		10	11					
						42	A	Pepperdine		1	9	58	N	Kansas		0	2					
						42	A	Pepperdine		1	0	58	N	Kansas		1	10					
						42	A	Pepperdine		4	6	75	A	Fresno St.		1	2					
												76	H	San Diego		7	14					
												76	H	San Diego		1	5					
												76	H	San Diego		8	17					
												81	N	UTSA		1	7					
														106		N	Washington St.	3	0			
														117		A	San Francisco	7	8			
														117		A	San Francisco	2	5			
														117		A	San Francisco	7	5			
														118		A	A&M-Corpus Christi	1	3			
														118		A	A&M-Corpus Christi	10	2			
														132		A	Nicholls St.	5	0			
														132		A	Nicholls St.	2	10			
														132		A	Nicholls St.	7	6			
														132		A	Nicholls St.	1	6			
														142		H	Pacific	7	11			
														142		H	Pacific	9	3			
														142		H	Pacific	10	1			
														148		H	Loyola Marymount	6	2			
														148		H	Loyola Marymount	0	2			
														148		H	Loyola Marymount	4	2			
														156		A	Utah	4	3			
														156		H	Utah	20	3			
														185		H	Utah Valley	3	8			
														228		N	Seattle	4	2			
														228		N	Seattle	7	3			
														228		N	Seattle	8	2			
														233		A	St. Mary's (CA)	4	3			
														233		A	St. Mary's (CA)	3	10			
														233		A	St. Mary's (CA)	1	6			
LAST 10 GAMES																						
						148	H	Loyola Marymount		4	2	42	A	Pepperdine		4	6	233	A	St. Mary's (CA)	4	3
						148	H	Loyola Marymount		6	2	42	A	Pepperdine		1	0	233	A	St. Mary's (CA)	3	10
						148	H	Loyola Marymount		0	2	106	N	Washington St.		3	0	233	A	St. Mary's (CA)	1	6
						37	A	UC Santa Barbara		5	9	142	H	Pacific		7	11					
						42	A	Pepperdine		1	9	142	H	Pacific		9	3					

Non-Div. I Games:

BYU



Average RPI Win: 205		WON-LOST	WINNING	LAST 10	STRENGTH OF		OPP. STRENGTH	TEAM	ADJ		CONF.	ADJ CONF.
Average RPI Loss: 154		RECORD	PCT. RANK	GAMES	SCHEDULE		OF SCHEDULE	RPI	RPI		RPI	RPI
DIV. I ONLY		21-17-0	.55263	108	6-4-0		225	211	151		.49996	151
DIV. I NON-CONF.		11-12-0	.47826	164	1-1-0		97	191	114		.51448	114
TOTALS		RPI 1-25	RPI 26-50		W-L RECORDS		RPI 51-100		RPI 101-150		RPI 150+	
21-17-0		0-0-0	0-0-0		OVERALL		2-6-0		4-4-0		15-7-0	
11-3-0		0-0-0	0-0-0		HOME		0-0-0		2-1-0		9-2-0	
10-12-0		0-0-0	0-0-0		AWAY		2-4-0		2-3-0		6-5-0	
0-2-0		0-0-0	0-0-0		NEUTRAL		0-2-0		0-0-0		0-0-0	
11-12-0		0-0-0	0-0-0		NON-CONFERENCE		2-6-0		2-3-0		7-3-0	
6-2-0		0-0-0	0-0-0		HOME		0-0-0		0-0-0		6-2-0	
5-8-0		0-0-0	0-0-		AWAY		2-4-0		2-3-0		1-1-0	
0-2-0		0-0-0	0-0-0		NEUTRAL		0-2-0		0-0-0		0-0-0	
10-5-0		0-0-0	0-0-0		CONFERENCE		0-0-0		2-1-0		8-4-0	
5-1-0		0-0-0	0-0-0		HOME		0-0-0		2-1-0		3-0-0	
5-4-0		0-0-0	0-0-0		AWAY		0-0-0		0-0-0		5-4-0	
0-0-0		0-0-0	0-0-0		NEUTRAL		0-0-0		0-0-0		0-0-0	
RPI S	Opponent	Score	RPI S	Opponent	Score	RPI S	Opponent	Score	RPI S	Opponent	Score	
						58 A	Kansas	5 3	104 A	Nevada	4 0	
						58 A	Kansas	1 7	104 A	Nevada	2 3	
						62 N	Kansas St.	4 9	147 H	Sacramento St.	4 5	
						62 N	Kansas St.	1 11	147 H	Sacramento St.	8 6	
						65 A	UC Irvine	9 1	147 H	Sacramento St.	3 2	
						65 A	UC Irvine	0 4	150 A	La.-Monroe	4 5	
						65 A	UC Irvine	0 2	150 A	La.-Monroe	3 6	
						75 A	Fresno St.	1 10	150 A	La.-Monroe	7 1	
									174 A	Arizona	3 1	
									181 H	Omaha	5 2	
									181 H	Omaha	9 2	
									181 H	Omaha	0 6	
									181 H	Omaha	14 0	
									221 A	Tex.-Pan American	1 2	
									221 A	Tex.-Pan American	3 2	
									221 A	Tex.-Pan American	6 7	
									237 H	Hofstra	10 3	
									237 H	Hofstra	5 7	
									237 H	Hofstra	8 1	
									237 H	Hofstra	9 2	
									253 A	Bakersfield	5 4	
									253 A	Bakersfield	2 4	
									253 A	Bakersfield	9 2	
									266 A	Abilene Christian	2 3	
									292 H	Chicago St.	12 6	
									292 H	Chicago St.	2 1	
									292 H	Chicago St.	15 5	
				LAST 10 GAMES								
						299 A	Northern Colo.	14 3	147 H	Sacramento St.	8 6	
						299 A	Northern Colo.	12 5	147 H	Sacramento St.	4 5	
						299 A	Northern Colo.	6 8	147 H	Sacramento St.	3 2	
						58 A	Kansas	1 7	221 A	Tex.-Pan American	3 2	
						58 A	Kansas	5 3	221 A	Tex.-Pan American	6 7	

Non-Div. I Games:

Grand Canyon

RPI	S	Opponent	Score	
299	A	Northern Colo.	14	3
299	A	Northern Colo.	6	8
299	A	Northern Colo.	12	5

Grand Canyon

G  
r  
a  
n  
d  
C  
a  
n  
y  
o  
n

G  
r  
a  
n  
d  
C  
a  
n  
y  
o  
n

Average RPI Win: 158		WON-LOST	WINNING	LAST 10	STRENGTH OF		OPP. STRENGTH	TEAM	ADJ	CONF.	ADJ CONF.
Average RPI Loss: 90		RECORD	PCT. RANK	GAMES	SCHEDULE		OF SCHEDULE	RPI	RPI	RPI	RPI
DIV. I ONLY		16-23-0	.41026	207	2-8-0		98	68	152	.49933	152
DIV. I NON-CONF.		8-12-0	.4	204	0-3-0		51	15	98	.52168	98
TOTALS		RPI 1-25	RPI 26-50		W-L RECORDS		RPI 51-100		RPI 101-150		RPI 150+
16-23-0		2-4-0	0-1-0		OVERALL		3-11-0		4-5-0		7-2-0
6-10-0		0-1-0	0-1-0		HOME		2-6-0		1-2-0		3-0-0
9-12-0		2-3-0	0-0-0		AWAY		1-4-0		3-3-0		3-2-0
1-1-0		0-0-0	0-0-0		NEUTRAL		0-1-0		0-0-0		1-0-0
8-12-0		2-4-0	0-1-0		NON-CONFERENCE		1-7-0		0-0-0		5-0-0
3-4-0		0-1-0	0-1-0		HOME		0-2-0		0-0-0		3-0-0
5-7-0		2-3-0	0-0-0		AWAY		1-4-0		0-0-0		2-0-0
0-1-0		0-0-0	0-0-0		NEUTRAL		0-1-0		0-0-0		0-0-0
8-11-0		0-0-0	0-0-0		CONFERENCE		2-4-0		4-5-0		2-2-0
3-6-0		0-0-0	0-0-0		HOME		2-4-0		1-2-0		0-0-0
4-5-0		0-0-0	0-0-0		AWAY		0-0-0		3-3-0		1-2-0
1-0-0		0-0-0	0-0-0		NEUTRAL		0-0-0		0-0-0		1-0-0
RPI S	Opponent	Score	RPI S	Opponent	Score	RPI S	Opponent	Score	RPI S	Opponent	Score
12 A	Texas Tech	4 20	38 H	Dallas Baptist	10 20	51 A	Arkansas	2 7	118 A	A&M-Corpus Christi	8 9
12 A	Texas Tech	6 3				52 H	New Mexico	3 6	118 A	A&M-Corpus Christi	7 6
12 H	Texas Tech	4 5				52 H	New Mexico	6 9	118 A	A&M-Corpus Christi	12 10
17 A	Alabama	0 8				53 N	Oklahoma St.	1 3	139 H	McNeese St.	5 1
17 A	Alabama	2 1				64 A	Texas A&M	3 12	139 H	McNeese St.	7 10
17 A	Alabama	2 3				66 A	Wichita St.	0 6	139 H	McNeese St.	4 5
						66 A	Wichita St.	1 0	144 A	Northwestern St.	4 5
						66 A	Wichita St.	3 4	144 A	Northwestern St.	7 5
						82 H	Oral Roberts	1 11	144 A	Northwestern St.	3 5
						82 H	Oral Roberts	1 7	153 A	UALR	3 1
						82 H	Oral Roberts	0 4	155 A	Texas-Arlington	14 9
						97 H	Central Ark.	4 8	266 A	Abilene Christian	6 8
						97 H	Central Ark.	5 4	266 A	Abilene Christian	0 3
						97 H	Central Ark.	9 6	266 A	Abilene Christian	12 8
									269 N	Incarnate Word	12 5
									293 H	UT Martin	9 4
									293 H	UT Martin	10 6
									293 H	UT Martin	1 0
LAST 10 GAMES											
266 A	Abilene Christian	0 3	82 H	Oral Roberts	1 7						
266 A	Abilene Christian	6 8	82 H	Oral Roberts	1 11						
266 A	Abilene Christian	12 8	52 H	New Mexico	3 6						
51 A	Arkansas	2 7	52 H	New Mexico	6 9						
82 H	Oral Roberts	0 4	118 A	A&M-Corpus Christi	7 6						

Non-Div. I Games:

Stephen F. Austin



T  
r  
o  
y

Tie, Loss, Non-Conf, S Site, H Home, A Away, N Neutral Page 183

Average RPI Win:		105	WON-LOST RECORD		WINNING PCT. RANK	LAST 10 GAMES		STRENGTH OF SCHEDULE		OPP. STRENGTH OF SCHEDULE	TEAM RPI	ADJ RPI	CONF. RPI	ADJ CONF. RPI			
Average RPI Loss:		105															
DIV. I ONLY			17-23-0		.425	195	4-6-0		84	45	155	.49661	155	9	9		
DIV. I NON-CONF.			8-14-0		.36364	219	0-2-0		123	32	222	.46509	221	9	9		
TOTALS		RPI 1-25		RPI 26-50		W-L RECORDS		RPI 51-100		RPI 101-150		RPI 150+					
17-23-0		2-4-0		2-2-0		OVERALL		3-7-0		7-4-0		3-6-0					
10-15-0		1-3-0		2-2-0		HOME		3-3-0		3-3-0		1-4-0					
7-8-0		1-1-0		0-0-0		AWAY		0-4-0		4-1-0		2-2-0					
0-0-0		0-0-0		0-0-0		NEUTRAL		0-0-0		0-0-0		0-0-0					
8-14-0		1-2-0		1-0-0		NON-CONFERENCE		3-4-0		2-3-0		1-5-0					
6-10-0		0-1-0		1-0-0		HOME		3-3-0		1-2-0		1-4-0					
2-4-0		1-1-0		0-0-		AWAY		0-1-0		1-1-0		0-1-0					
0-0-0		0-0-0		0-0-0		NEUTRAL		0-0-0		0-0-0		0-0-0					
9-9-0		1-2-0		1-2-0		CONFERENCE		0-3-0		5-1-0		2-1-0					
4-5-0		1-2-0		1-2-0		HOME		0-0-0		2-1-0		0-0-0					
5-4-0		0-0-0		0-0-0		AWAY		0-3-0		3-0-0		2-1-0					
0-0-0		0-0-0		0-0-0		NEUTRAL		0-0-0		0-0-0		0-0-0					
RPI	S	Opponent		Score		RPI	S	Opponent		Score		RPI	S	Opponent		Score	
7	A	Texas		2	10	45	H	Arkansas St.		1	5	53	H	Oklahoma St.		3	4
14	H	La.-Lafayette		5	4	45	H	Arkansas St.		10	14	59	H	Sam Houston St.		7	6
14	H	La.-Lafayette		5	9	45	H	Arkansas St.		6	2	64	H	Texas A&M		4	5
14	H	La.-Lafayette		5	9	49	H	Columbia		8	4	80	A	Baylor		2	5
18	A	TCU		10	2							80	H	Baylor		14	3
18	H	TCU		6	12							87	H	Oklahoma		2	3
												92	A	Texas St.		5	7
												92	A	Texas St.		1	3
												92	A	Texas St.		5	10
												96	H	Missouri St.		6	5
						</											

Non-Div. I Games:

Texas-Arlington



Utah

Average RPI Win:		128	WON-LOST RECORD		WINNING PCT. RANK		LAST 10 GAMES		STRENGTH OF SCHEDULE		OPP. STRENGTH OF SCHEDULE		TEAM RPI		ADJ RPI		CONF. RPI		ADJ CONF. RPI	
Average RPI Loss:		94																		
DIV. I ONLY			12-23-0		.34286 250		3-7-0		57		78		156		.49656 156		4		4	
DIV. I NON-CONF.			9-8-0		.52941 128		0-0-0		98		153		63		.53891 63		3		3	
TOTALS		RPI 1-25		RPI 26-50		W-L RECORDS		RPI 51-100		RPI 101-150		RPI 150+								
12-23-0		1-6-0		0-0-0		OVERALL		4-7-0		3-7-0		4-3-0								
3-8-0		0-3-0		0-0-0		HOME		1-2-0		0-1-0		2-2-0								
5-14-0		0-3-0		0-0-0		AWAY		1-5-0		3-5-0		1-1-0								
4-1-0		1-0-0		0-0-0		NEUTRAL		2-0-0		0-1-0		1-0-0								
9-8-0		1-0-0		0-0-0		NON-CONFERENCE		2-0-0		3-7-0		3-1-0								
1-1-0		0-0-0		0-0-0		HOME		0-0-0		0-1-0		1-0-0								
4-6-0		0-0-0		0-0-		AWAY		0-0-0		3-5-0		1-1-0								
4-1-0		1-0-0		0-0-0		NEUTRAL		2-0-0		0-1-0		1-0-0								
3-15-0		0-6-0		0-0-0		CONFERENCE		2-7-0		0-0-0		1-2-0								
2-7-0		0-3-0		0-0-0		HOME		1-2-0		0-0-0		1-2-0								
1-8-0		0-3-0		0-0-0		AWAY		1-5-0		0-0-0		0-0-0								
0-0-0		0-0-0		0-0-0		NEUTRAL		0-0-0		0-0-0		0-0-0								
RPI	S	Opponent		Score		RPI	S	Opponent		Score		RPI	S	Opponent		Score				
4	N	Indiana		5	4			54	N	Nebraska		4	3	121	N	Michigan St.		5	8	
22	A	Oregon		1	4			63	A	California		7	8	147	A	Sacramento St.		2	3	
22	A	Oregon		0	1			63	A	California		2	4	147	A	Sacramento St.		2	1	
22	A	Oregon		1	3			63	A	California		4	5	147	A	Sacramento St.		4	5	
23	H	Oregon St.		1	5			68	A	Southern California		3	2	147	A	Sacramento St.		5	4	
23	H	Oregon St.		1	6			68	A	Southern California		2	13	148	A	Loyola Marymount		7	6	
23	H	Oregon St.		0	8			68	A	Southern California		2	3	148	A	Loyola Marymount		0	2	
								91	H	UCLA		8	6	148	A	Loyola Marymount		1	4	
								91	H	UCLA		1	3	149	A	BYU		3	20	
								91	H	UCLA		3	7	149	H	BYU		3	4	
								96	N	Missouri St.		7	3	155	A	Texas-Arlington		5	3	
														155	A	Texas-Arlington		3	9	
														174	H	Arizona		7	3	
														174	H	Arizona		1	6	
														174	H	Arizona		2	5	
														185	H	Utah Valley		7	3	
														266	N	Abilene Christian		9	8	
LAST 10 GAMES																				
				91	H	UCLA	3	7	68	A	Southern California	3	2							
				91	H	UCLA	8	6	174	H	Arizona	2	5							
				91	H	UCLA	1	3	174	H	Arizona	1	6							
				68	A	Southern California	2	13	174	H	Arizona	7	3							
				68	A	Southern California	2	3	63	A	California	7	8							

Non-Div. I Games:

Utah

[illegible]

**Non-Div. I Games:**

Saint Louis

Penn

RPI	S	Opponent	Score	
259	H	Saint Peter's	8	4
264	A	Harvard	7	3
264	A	Harvard	9	6
265	A	Navy	1	2

Penn

P  
e  
n  
n

P  
e  
n  
n

Average RPI Win: 207		WON-LOST RECORD		WINNING PCT. RANK		LAST 10 GAMES		STRENGTH OF SCHEDULE		OPP. STRENGTH OF SCHEDULE		TEAM RPI		ADJ RPI		CONF. RPI		ADJ CONF. RPI	
DIV. I ONLY		13-14-0		.48148 158		4-6-0		160		264		159		.49563 159		20		20	
DIV. I NON-CONF.		8-7-0		.53333 127		1-0-0		138		284		127		.51104 127		21		21	
TOTALS		RPI 1-25		RPI 26-50		W-L RECORDS		RPI 51-100		RPI 101-150		RPI 150+							
13-14-0		0-0-0		2-5-0		OVERALL		0-0-0		1-3-0		10-6-0							
5-4-0		0-0-0		0-0-0		HOME		0-0-0		1-1-0		4-3-0							
8-8-0		0-0-0		2-5-0		AWAY		0-0-0		0-0-0		6-3-0							
0-2-0		0-0-0		0-0-0		NEUTRAL		0-0-0		0-2-0		0-0-0							
8-7-0		0-0-0		1-2-0		NON-CONFERENCE		0-0-0		1-3-0		6-2-0							
3-2-0		0-0-0		0-0-0		HOME		0-0-0		1-1-0		2-1-0							
5-3-0		0-0-0		1-0-		AWAY		0-0-0		0-0-0		4-1-0							
0-2-0		0-0-0		0-0-0		NEUTRAL		0-0-0		0-2-0		0-0-0							
5-7-0		0-0-0		1-3-0		CONFERENCE		0-0-0		0-0-0		4-4-0							
2-2-0		0-0-0		0-0-0		HOME		0-0-0		0-0-0		2-2-0							
3-5-0		0-0-0		1-3-0		AWAY		0-0-0		0-0-0		2-2-0							
0-0-0		0-0-0		0-0-0		NEUTRAL		0-0-0		0-0-0		0-0-0							
RPI	S	Opponent	Score	RPI	S	Opponent	Score	RPI	S	Opponent	Score	RPI	S	Opponent	Score				
34	A	Bryant	3 4	34	A	Bryant	0 2	123	H	Seton Hall	1 0	123	H	Seton Hall	0 2				
34	A	Bryant	4 12	34	A	Bryant	3 1	128	N	UConn	1 6	146	N	Army	1 9				
50	A	UCF	5 4	50	A	UCF	8 9	216	H	Mt. St. Mary's	6 0	216	H	Mt. St. Mary's	3 1				
50	A	UCF	0 10	50	A	UCF	0 10	216	H	Mt. St. Mary's	5 6	216	H	Mt. St. Mary's	2 5				
								226	H	Quinnipiac	4 6	229	A	Holy Cross	6 4				
								236	A	Bethune-Cookman	8 6	236	A	Bethune-Cookman	2 1				
								236	A	Bethune-Cookman	0 4	236	A	Bethune-Cookman	4 3				
								248	H	UMass Lowell	3 1	273	H	Rhode Island	1 3				
								276	A	Fairleigh Dickinson	6 5	276	A	Fairleigh Dickinson	0 9				
								276	A	Fairleigh Dickinson	3 0	276	A	Fairleigh Dickinson	2 1				
								284	A	Iona	2 1								
LAST 10 GAMES																			
276	A	Fairleigh Dickinson	1 3	34	A	Bryant	4 12												
276	A	Fairleigh Dickinson	0 9	34	A	Bryant	0 2												
276	A	Fairleigh Dickinson	3 0	34	A	Bryant	3 4												
276	A	Fairleigh Dickinson	6 5	229	A	Holy Cross	6 4												
34	A	Bryant	3 1	216	H	Mt. St. Mary's	5 6												

**Non-Div. I Games:**

Central Conn. St.

Average RPI Win:		221	WON-LOST RECORD		WINNING PCT. RANK		LAST 10 GAMES		STRENGTH OF SCHEDULE		OPP. STRENGTH OF SCHEDULE		TEAM RPI		ADJ RPI		CONF. RPI		ADJ CONF. RPI		
DIV. I ONLY			19-21-0		.475	159	6-4-0		175		223		160		.49439		160	21		21	
DIV. I NON-CONF.			10-12-0		.45455	179	1-2-0		147		225		137		.5069		137	22		22	
TOTALS		RPI 1-25		RPI 26-50			W-L RECORDS			RPI 51-100			RPI 101-150			RPI 150+					
19-21-0		0-4-0		0-0-0			OVERALL			1-6-0			1-2-0			17-9-0					
6-8-0		0-0-0		0-0-0			HOME			0-4-0			0-0-0			6-4-0					
12-13-0		0-4-0		0-0-0			AWAY			1-2-0			1-2-0			10-5-0					
1-0-0		0-0-0		0-0-0			NEUTRAL			0-0-0			0-0-0			1-0-0					
10-12-0		0-4-0		0-0-0			NON-CONFERENCE			1-3-0			0-0-0			9-5-0					
3-2-0		0-0-0		0-0-0			HOME			0-1-0			0-0-0			3-1-0					
6-10-0		0-4-0		0-0-			AWAY			1-2-0			0-0-0			5-4-0					
1-0-0		0-0-0		0-0-0			NEUTRAL			0-0-0			0-0-0			1-0-0					
9-9-0		0-0-0		0-0-0			CONFERENCE			0-3-0			1-2-0			8-4-0					
3-6-0		0-0-0		0-0-0			HOME			0-3-0			0-0-0			3-3-0					
6-3-0		0-0-0		0-0-0			AWAY			0-0-0			1-2-0			5-1-0					
0-0-0		0-0-0		0-0-0			NEUTRAL			0-0-0			0-0-0			0-0-0					
RPI	S	Opponent		Score		RPI	S	Opponent		Score		RPI	S	Opponent		Score					
5	A	South Carolina		0	4					77	A	Evansville		2	8	136	A	Tennessee Tech		8	5
5	A	South Carolina		0	6					77	A	Evansville		3	2	136	A	Tennessee Tech		0	4
5	A	South Carolina		0	2					77	A	Evansville		1	12	136	A	Tennessee Tech		1	11
25	A	Louisville		1	13					86	H	Southeast Mo. St.		11	13	165	A	Marshall		3	7
								86	H	Southeast Mo. St.		4	9	165	H	Marshall		4	1		
								86	H	Southeast Mo. St.		8	15	173	A	Alabama St.		3	11		
								88	H	Miami (OH)		3	6	173	A	Alabama St.		8	2		
												173	A	Alabama St.		2	8				
												179	H	Morehead St.		3	4				
												179	H	Morehead St.		9	6				
												179	H	Morehead St.		4	6				
												199	A	Belmont		12	6				
												199	A	Belmont		10	2				
												199	A	Belmont		3	1				
												200	A	East Tenn. St.		3	4				
												200	H	East Tenn. St.		4	3				
												213	H	SIU Edwardsville		9	8				
												213	H	SIU Edwardsville		8	3				
												213	H	SIU Edwardsville		2	4				
												240	A	Northern Ky.		9	6				
												240	H	Northern Ky.		11	13				
												279	A	UNC Asheville		3	1				
												279	A	UNC Asheville		11	4				
												279	A	UNC Asheville		5	2				
												290	H	Youngstown St.		18	9				
												290	N	Youngstown St.		19	14				
												293	A	UT Martin		4	9				
						LAST 10 GAMES															
				213 H SIU Edwardsville		8	3					293 A UT Martin		18	13						
				213 H SIU Edwardsville		9	8					293 A UT Martin		9	1						
				213 H SIU Edwardsville		2	4					240 A Northern Ky.		9	6						
				88 H Miami (OH)		3	6					165 A Marshall		3	7						
				293 A UT Martin		4	9					179 H Morehead St.		9	6						

Non-Div. I Games:

Eastern Ky.

RPI	S	Opponent	Score	
293	A	UT Martin	18	13
293	A	UT Martin	9	1

Eastern Ky.

E  
a  
s  
t  
e  
r  
n  
K  
y  
.

E  
a  
s  
t  
e  
r  
n  
K  
y  
.

Average RPI Win:	145	WON-LOST	WINNING	LAST 10	STRENGTH OF	OPP. STRENGTH	TEAM	ADJ	CONF.	ADJ CONF.	
Average RPI Loss:	95	RECORD	PCT. RANK	GAMES	SCHEDULE	OF SCHEDULE	RPI	RPI	RPI	RPI	
DIV. I ONLY	14-25-0	.35897	244	1-0-0	82	74	161	.493	161	3	3
DIV. I NON-CONF.	9-9-0	.5	141	1-0-0	269	216	192	.47757	191	4	4
<hr/>											
TOTALS	RPI 1-25	RPI 26-50		W-L RECORDS		RPI 51-100		RPI 101-150		RPI 150+	
14-25-0	0-9-0	2-4-0		OVERALL		2-1-0		3-3-0		7-8-0	
5-8-0	0-3-0	2-4-0		HOME		0-0-0		1-0-0		2-1-0	
6-15-0	0-6-0	0-0-0		AWAY		2-1-0		0-2-0		4-6-0	
3-2-0	0-0-0	0-0-0		NEUTRAL		0-0-0		2-1-0		1-1-0	
9-9-0	0-0-0	0-0-0		NON-CONFERENCE		0-0-0		3-3-0		6-6-0	
3-1-0	0-0-0	0-0-0		HOME		0-0-0		1-0-0		2-1-0	
3-6-0	0-0-0	0-0-		AWAY		0-0-0		0-2-0		3-4-0	
3-2-0	0-0-0	0-0-0		NEUTRAL		0-0-0		2-1-0		1-1-0	
5-16-0	0-9-0	2-4-0		CONFERENCE		2-1-0		0-0-0		1-2-0	
2-7-0	0-3-0	2-4-0		HOME		0-0-0		0-0-0		0-0-0	
3-9-0	0-6-0	0-0-0		AWAY		2-1-0		0-0-0		1-2-0	
0-0-0	0-0-0	0-0-0		NEUTRAL		0-0-0		0-0-0		0-0-0	
RPI	S	Opponent	Score	RPI	S	Opponent	Score	RPI	S	Opponent	Score
2	H	Florida St.	7 11	44	H	Wake Forest	2 6	61	A	North Carolina St.	1 5
2	H	Florida St.	0 6	44	H	Wake Forest	2 1	61	A	North Carolina St.	9 7
2	H	Florida St.	1 10	44	H	Wake Forest	0 8	61	A	North Carolina St.	7 5
6	A	Virginia	1 8	47	H	North Carolina	0 7				
6	A	Virginia	1 2	47	H	North Carolina	10 9				
6	A	Virginia	2 3	47	H	North Carolina	2 12				
24	A	Miami (FL)	2 5								
24	A	Miami (FL)	2 6								
24	A	Miami (FL)	3 4								

Non-Div. I Games:

Boston College



L  
a  
m  
a  
r

Lamar

RPI	S	Opponent	Score	
267	H	Ill.-Chicago	8	7
267	H	Ill.-Chicago	3	6
287	H	Marist	3	4
287	H	Marist	7	6
294	H	Prairie View	18	6

Lamar

L  
a  
m  
a  
r

L  
a  
m  
a  
r

Average RPI Win:		181	WON-LOST RECORD		WINNING PCT. RANK	LAST 10 GAMES		STRENGTH OF SCHEDULE		OPP. STRENGTH OF SCHEDULE	TEAM RPI	ADJ RPI	CONF. RPI	ADJ CONF. RPI							
Average RPI Loss:		108																			
DIV. I ONLY			11-27-0		.28947	276	3-6-0		17	217	163	.49226	163	21	21						
DIV. I NON-CONF.			5-15-0		.25	272	0-1-0		4	144	140	.50584	140	22	22						
<hr/>																					
TOTALS		RPI 1-25		RPI 26-50		W-L RECORDS		RPI 51-100		RPI 101-150		RPI 150+									
11-27-0		1-6-0		0-3-0		OVERALL		1-5-0		2-6-0		7-7-0									
4-7-0		0-1-0		0-0-0		HOME		0-0-0		1-5-0		3-1-0									
6-19-0		1-5-0		0-3-0		AWAY		1-5-0		0-0-0		4-6-0									
1-1-0		0-0-0		0-0-0		NEUTRAL		0-0-0		1-1-0		0-0-0									
5-15-0		1-6-0		0-3-0		NON-CONFERENCE		0-3-0		1-1-0		3-2-0									
3-2-0		0-1-0		0-0-0		HOME		0-0-0		0-0-0		3-1-0									
1-12-0		1-5-0		0-0-		AWAY		0-3-0		0-0-0		0-1-0									
1-1-0		0-0-0		0-0-0		NEUTRAL		0-0-0		1-1-0		0-0-0									
6-12-0		0-0-0		0-0-0		CONFERENCE		1-2-0		1-5-0		4-5-0									
1-5-0		0-0-0		0-0-0		HOME		0-0-0		1-5-0		0-0-0									
5-7-0		0-0-0		0-0-0		AWAY		1-2-0		0-0-0		4-5-0									
0-0-0		0-0-0		0-0-0		NEUTRAL		0-0-0		0-0-0		0-0-0									
RPI	S	Opponent		Score		RPI	S	Opponent		Score		RPI	S	Opponent		Score					
14	A	La.-Lafayette		5	1	32	A	Illinois St.		4	9	51	A	Arkansas		2	6				
14	A	La.-Lafayette		0	13	40	A	Mississippi St.		3	4	51	A	Arkansas		3	8				
14	A	La.-Lafayette		0	1	40	A	Mississippi St.		0	9	51	A	Arkansas		3	8				
14	A	La.-Lafayette		8	9					86	A	Southeast Mo. St.		5	7	136	H	Tennessee Tech		6	4
16	A	Vanderbilt		2	11					86	A	Southeast Mo. St.		7	11	136	H	Tennessee Tech		3	8
21	H	Indiana St.		4	6					86	A	Southeast Mo. St.		10	3	136	H	Tennessee Tech		0	4
25	A	Louisville		0	6											145	H	Jacksonville St.		2	8
																145	H	Jacksonville St.		6	8
																145	H	Jacksonville St.		15	23
																157	H	Saint Louis		9	7
																187	A	Southern Ill.		2	3
																206	A	Austin Peay		6	10
																206	A	Austin Peay		7	6
																206	A	Austin Peay		10	14
																213	A	SIU Edwardsville		7	8
																213	A	SIU Edwardsville		5	4
																213	A	SIU Edwardsville		4	6
																262	A	Murray St.		10	9
																262	A	Murray St.		3	4
																262	A	Murray St.		14	3
																268	H	IPFW		10	5
																268	H	IPFW		3	14
																268	H	IPFW		15	8
<hr/>																					
LAST 10 GAMES																					
86 A Southeast Mo. St.						10	3	136 H Tennessee Tech						6	4						
86 A Southeast Mo. St.						7	11	136 H Tennessee Tech						0	4						
86 A Southeast Mo. St.						5	7	262 A Murray St.						14	3						
21 H Indiana St.						4	6	262 A Murray St.						3	4						
136 H Tennessee Tech						3	8	262 A Murray St.						10	9						

Non-Div. I Games: Illinois Col. 8 2

Eastern Ill.

**Gonzaga**

Average RPI Win:		148	WON-LOST RECORD		WINNING PCT. RANK		LAST 10 GAMES		STRENGTH OF SCHEDULE		OPP. STRENGTH OF SCHEDULE		TEAM RPI		ADJ RPI		CONF. RPI		ADJ CONF. RPI		
DIV. I ONLY			14-20-0		.41176 205		0-0-0		119		136		165		.49139 165		10		10		
DIV. I NON-CONF.			6-11-0		.35294 227		0-0-0		270		155		265		.44047 265		11		11		
TOTALS		RPI 1-25		RPI 26-50		W-L RECORDS		RPI 51-100		RPI 101-150		RPI 150+									
14-20-0		0-0-0		1-1-0		OVERALL		4-10-0		2-2-0		7-7-0									
8-3-0		0-0-0		0-0-0		HOME		1-2-0		2-1-0		5-0-0									
5-13-0		0-0-0		1-1-0		AWAY		3-7-0		0-0-0		1-5-0									
1-4-0		0-0-0		0-0-0		NEUTRAL		0-1-0		0-1-0		1-2-0									
6-11-0		0-0-0		1-1-0		NON-CONFERENCE		0-2-0		0-1-0		5-7-0									
3-0-0		0-0-0		0-0-0		HOME		0-0-0		0-0-0		3-0-0									
2-7-0		0-0-0		1-0-		AWAY		0-1-0		0-0-0		1-5-0									
1-4-0		0-0-0		0-0-0		NEUTRAL		0-1-0		0-1-0		1-2-0									
8-9-0		0-0-0		0-0-0		CONFERENCE		4-8-0		2-1-0		2-0-0									
5-3-0		0-0-0		0-0-0		HOME		1-2-0		2-1-0		2-0-0									
3-6-0		0-0-0		0-0-0		AWAY		3-6-0		0-0-0		0-0-0									
0-0-0		0-0-0		0-0-0		NEUTRAL		0-0-0		0-0-0		0-0-0									
RPI	S	Opponent		Score		RPI	S	Opponent		Score		RPI	S	Opponent		Score					
				44	A	Wake Forest		3	4	56	A	FIU		1	11	109	N	Towson		3	8
				44	A	Wake Forest		4	1	56	A	FIU		0	9	127	H	Fla. Atlantic		3	17
										56	A	FIU		1	3	127	H	Fla. Atlantic		7	3
										70	H	Southern Miss.		5	9	127	H	Fla. Atlantic		5	0
										70	H	Southern Miss.		5	3	160	A	Eastern Ky.		1	4
										70	H	Southern Miss.		1	3	160	H	Eastern Ky.		7	3
										71	A	East Carolina		0	1	179	A	Morehead St.		9	11
										71	A	East Carolina		9	8	184	H	Tulane		2	1
										71	A	East Carolina		5	2	184	H	Tulane		3	2
										81	A	UTSA		5	2	189	H	Akron		5	2
										81	A	UTSA		2	7	197	A	Coastal Caro.		1	2
										81	A	UTSA		2	6	201	N	Georgetown		5	1
										84	A	Ohio St.		0	4	204	N	James Madison		5	8
										90	N	Duke		2	5	261	A	N.C. A&T		1	2
																261	A	N.C. A&T		7	8
																261	A	N.C. A&T		6	2
																273	N	Rhode Island		5	6
																296	H	Ohio		2	1
LAST 10 GAMES																					
				81	A	UTSA		5	2	127	H	Fla. Atlantic		3	17						
				81	A	UTSA		2	7	127	H	Fla. Atlantic		7	3						
				81	A	UTSA		2	6	127	H	Fla. Atlantic		5	0						
				296	H	Ohio		2	1	160	A	Eastern Ky.		1	4						
				160	H	Eastern Ky.		7	3	189	H	Akron		5	2						
Non-Div. I Games:		West Va. Tech		6	2	West Va. Tech		7	0	West Va. Tech		6	1	West Va. Tech		7	2				
Marshall																					

Average RPI Win:		151	WON-LOST	WINNING	LAST 10	STRENGTH OF		OPP. STRENGTH	TEAM	ADJ	CONF.	ADJ CONF.
Average RPI Loss:		93	RECORD	PCT. RANK	GAMES	SCHEDULE		OF SCHEDULE	RPI	RPI	RPI	RPI
DIV. I ONLY			13-25-0	.34211	252	4-6-0		18	132	166	.49129	166
DIV. I NON-CONF.			6-15-0	.28571	263	1-2-0		22	46	186	.48069	185
TOTALS		RPI 1-25	RPI 26-50		W-L RECORDS		RPI 51-100		RPI 101-150		RPI 150+	
13-25-0		2-6-0	0-4-0		OVERALL		0-4-0		4-6-0		7-5-0	
9-15-0		1-3-0	0-4-0		HOME		0-3-0		3-3-0		5-2-0	
4-10-0		1-3-0	0-0-0		AWAY		0-1-0		1-3-0		2-3-0	
0-0-0		0-0-0	0-0-0		NEUTRAL		0-0-0		0-0-0		0-0-0	
6-15-0		2-6-0	0-1-0		NON-CONFERENCE		0-4-0		0-1-0		4-3-0	
5-8-0		1-3-0	0-1-0		HOME		0-3-0		0-0-0		4-1-0	
1-7-0		1-3-0	0-0-		AWAY		0-1-0		0-1-0		0-2-0	
0-0-0		0-0-0	0-0-0		NEUTRAL		0-0-0		0-0-0		0-0-0	
7-10-0		0-0-0	0-3-0		CONFERENCE		0-0-0		4-5-0		3-2-0	
4-7-0		0-0-0	0-3-0		HOME		0-0-0		3-3-0		1-1-0	
3-3-0		0-0-0	0-0-0		AWAY		0-0-0		1-2-0		2-1-0	
0-0-0		0-0-0	0-0-0		NEUTRAL		0-0-0		0-0-0		0-0-0	
RPI S	Opponent	Score	RPI S	Opponent	Score	RPI S	Opponent	Score	RPI S	Opponent	Score	
2 A	Florida St.	1 6	30 H	Mercer	2 4	67 H	Rutgers	2 10	108 A	Ga. Southern	5 13	
2 H	Florida St.	6 12	30 H	Mercer	3 6	67 H	Rutgers	2 6	122 H	Kennesaw St.	4 10	
4 H	Indiana	4 3	30 H	Mercer	4 9	99 A	Col. of Charleston	3 4	122 H	Kennesaw St.	10 5	
4 H	Indiana	2 9	50 H	UCF	3 5	99 H	Col. of Charleston	1 4	122 H	Kennesaw St.	4 3	
4 H	Indiana	6 7							129 H	FGCU	2 3	
18 A	TCU	2 0							129 H	FGCU	3 13	
18 A	TCU	0 5							129 H	FGCU	1 0	
18 A	TCU	1 5							137 A	Lipscomb	7 6	
									137 A	Lipscomb	2 7	
									137 A	Lipscomb	6 17	
									171 A	North Florida	6 5	
									171 A	North Florida	8 4	
									171 A	North Florida	2 11	
									200 H	East Tenn. St.	13 6	
									200 H	East Tenn. St.	3 7	
									215 A	Florida A&M	5 6	
									215 H	Florida A&M	20 1	
									218 H	Winthrop	8 0	
									218 H	Winthrop	4 0	
									218 H	Winthrop	1 4	
									236 A	Bethune-Cookman	2 6	
									236 H	Bethune-Cookman	4 3	
LAST 10 GAMES												
200 H	East Tenn. St.	3 7	129 H	FGCU	3 13							
200 H	East Tenn. St.	13 6	236 H	Bethune-Cookman	4 3							
2 A	Florida St.	1 6	215 A	Florida A&M	5 6							
129 H	FGCU	1 0	171 A	North Florida	2 11							
129 H	FGCU	2 3	171 A	North Florida	6 5							

Non-Div. I Games:

Jacksonville

Average RPI Win:	163	WON-LOST RECORD	WINNING PCT. RANK	LAST 10 GAMES	STRENGTH OF SCHEDULE	OPP. STRENGTH OF SCHEDULE	TEAM RPI	ADJ RPI	CONF. RPI	ADJ CONF. RPI	
Average RPI Loss:	120										
DIV. I ONLY	17-18-0	.48571	154	4-6-0	151	105	167	.49055	167	12	12
DIV. I NON-CONF.	13-10-0	.56522	110	2-0-0	211	62	158	.49755	157	14	14
<hr/>											
TOTALS	RPI 1-25	RPI 26-50		W-L RECORDS	RPI 51-100		RPI 101-150		RPI 150+		
17-18-0	0-0-0	2-4-0		OVERALL	2-6-0		3-1-0		10-7-0		
12-8-0	0-0-0	1-1-0		HOME	1-4-0		0-0-0		10-3-0		
4-9-0	0-0-0	1-3-0		AWAY	1-2-0		2-1-0		0-3-0		
1-1-0	0-0-0	0-0-0		NEUTRAL	0-0-0		1-0-0		0-1-0		
13-10-0	0-0-0	2-4-0		NON-CONFERENCE	2-2-0		1-0-0		8-4-0		
10-4-0	0-0-0	1-1-0		HOME	1-1-0		0-0-0		8-2-0		
2-5-0	0-0-0	1-0-		AWAY	1-1-0		0-0-0		0-1-0		
1-1-0	0-0-0	0-0-0		NEUTRAL	0-0-0		1-0-0		0-1-0		
4-8-0	0-0-0	0-0-0		CONFERENCE	0-4-0		2-1-0		2-3-0		
2-4-0	0-0-0	0-0-0		HOME	0-3-0		0-0-0		2-1-0		
2-4-0	0-0-0	0-0-0		AWAY	0-1-0		2-1-0		0-2-0		
0-0-0	0-0-0	0-0-0		NEUTRAL	0-0-0		0-0-0		0-0-0		
RPI	S	Opponent	Score	RPI	S	Opponent	Score	RPI	S	Opponent	Score
				27	A	Georgia Tech	3 7	60	H	Western Caro.	4 5
				27	A	Georgia Tech	0 7	60	H	Western Caro.	12 13
				27	A	Georgia Tech	3 12	60	H	Western Caro.	1 3
				41	H	High Point	4 7	71	A	East Carolina	6 5
				44	A	Wake Forest	4 2	71	H	East Carolina	3 4
				44	H	Wake Forest	11 10	90	H	Duke	9 8
								93	A	Davidson	6 7
								100	A	UNC Wilmington	2 5

Non-Div. I Games:

UNC Greensboro

[illegible]

**Non-Div. I Games:**

Georgia St.



Average RPI Win: 144		WON-LOST RECORD		WINNING PCT. RANK		LAST 10 GAMES		STRENGTH OF SCHEDULE		OPP. STRENGTH OF SCHEDULE		TEAM RPI		ADJ RPI		CONF. RPI		ADJ CONF. RPI	
DIV. I ONLY		15-25-0		.375 234		2-8-0		46		129		169		.48963 169		12		12	
DIV. I NON-CONF.		13-10-0		.56522 110		1-1-0		76		104		92		.52269 92		14		14	
TOTALS		RPI 1-25		RPI 26-50		W-L RECORDS		RPI 51-100		RPI 101-150		RPI 150+							
15-25-0		2-0-0		0-2-0		OVERALL		4-15-0		1-3-0		8-5-0							
12-9-0		2-0-0		0-1-0		HOME		4-4-0		1-3-0		5-1-0							
3-14-0		0-0-0		0-1-0		AWAY		0-9-0		0-0-0		3-4-0							
0-2-0		0-0-0		0-0-0		NEUTRAL		0-2-0		0-0-0		0-0-0							
13-10-0		2-0-0		0-2-0		NON-CONFERENCE		3-5-0		1-0-0		7-3-0							
11-4-0		2-0-0		0-1-0		HOME		3-2-0		1-0-0		5-1-0							
2-4-0		0-0-0		0-0-		AWAY		0-1-0		0-0-0		2-2-0							
0-2-0		0-0-0		0-0-0		NEUTRAL		0-2-0		0-0-0		0-0-0							
2-15-0		0-0-0		0-0-0		CONFERENCE		1-10-0		0-3-0		1-2-0							
1-5-0		0-0-0		0-0-0		HOME		1-2-0		0-3-0		0-0-0							
1-10-0		0-0-0		0-0-0		AWAY		0-8-0		0-0-0		1-2-0							
0-0-0		0-0-0		0-0-0		NEUTRAL		0-0-0		0-0-0		0-0-0							
RPI	S	Opponent		Score		RPI	S	Opponent		Score		RPI	S	Opponent		Score			
5	H	South Carolina		10	8	33	H	West Virginia		2	10	54	H	Nebraska		6	3		
25	H	Louisville		5	3	50	A	UCF		7	9	54	H	Nebraska		12	8		
												54	H	Nebraska		0	4		
												55	H	Samford		4	2		
												55	H	Samford		3	8		
												55	H	Samford		3	5		
												60	A	Western Caro.		4	5		
												60	A	Western Caro.		2	8		
												83	A	Elon		3	6		
												83	A	Elon		7	14		
												83	A	Elon		3	4		
												84	N	Ohio St.		4	5		
												87	N	Oklahoma		7	9		
												93	A	Davidson		8	10		
												93	A	Davidson		3	13		
												93	A	Davidson		1	2		
												99	A	Col. of Charleston		5	11		
												99	H	Col. of Charleston		0	8		
												99	H	Col. of Charleston		5	4		
LAST 10 GAMES																			
60	A	Western Caro.		2	8	178	A	Appalachian St.		8	2								
60	A	Western Caro.		4	5	200	A	East Tenn. St.		4	12								
5	H	South Carolina		10	8	108	H	Ga. Southern		2	5								
178	A	Appalachian St.		6	10	108	H	Ga. Southern		1	10								
178	A	Appalachian St.		5	6	108	H	Ga. Southern		4	7								

Non-Div. I Games:

Citadel

Average RPI Win: 173		WON-LOST	WINNING	LAST 10	STRENGTH OF		OPP. STRENGTH	TEAM	ADJ	CONF.	ADJ CONF.
Average RPI Loss: 100		RECORD	PCT. RANK	GAMES	SCHEDULE		OF SCHEDULE	RPI	RPI	RPI	RPI
DIV. I ONLY		17-22-0	.4359	189	6-4-0		109	147	170	.4893	170
DIV. I NON-CONF.		7-15-0	.31818	244	0-2-0		88	170	241	.45677	239
TOTALS		RPI 1-25	RPI 26-50		W-L RECORDS		RPI 51-100		RPI 101-150		RPI 150+
17-22-0		0-4-0	0-6-0		OVERALL		3-1-0		4-3-0		10-8-0
6-13-0		0-3-0	0-3-0		HOME		0-0-0		2-1-0		4-6-0
6-7-0		0-1-0	0-2-0		AWAY		3-0-0		2-2-0		1-2-0
5-2-0		0-0-0	0-1-0		NEUTRAL		0-1-0		0-0-0		5-0-0
7-15-0		0-4-0	0-3-0		NON-CONFERENCE		0-1-0		1-2-0		6-5-0
3-9-0		0-3-0	0-0-0		HOME		0-0-0		1-1-0		2-5-0
0-4-0		0-1-0	0-0-		AWAY		0-0-0		0-1-0		0-0-0
4-2-0		0-0-0	0-1-0		NEUTRAL		0-1-0		0-0-0		4-0-0
10-7-0		0-0-0	0-3-0		CONFERENCE		3-0-0		3-1-0		4-3-0
3-4-0		0-0-0	0-3-0		HOME		0-0-0		1-0-0		2-1-0
6-3-0		0-0-0	0-0-0		AWAY		3-0-0		2-1-0		1-2-0
1-0-0		0-0-0	0-0-0		NEUTRAL		0-0-0		0-0-0		1-0-0
RPI S	Opponent	Score	RPI S	Opponent	Score	RPI S	Opponent	Score	RPI S	Opponent	Score
10 A	Cal Poly	0 6	36 N	Arizona St.	6 9	76 A	San Diego	8 5	104 A	Nevada	4 9
10 H	Cal Poly	0 8	42 H	Pepperdine	0 1	76 A	San Diego	5 3	104 H	Nevada	4 3
15 H	Washington	1 9	42 H	Pepperdine	2 4	76 A	San Diego	2 1	104 H	Nevada	1 4
15 H	Washington	4 6	42 H	Pepperdine	0 10	87 N	Oklahoma	4 8	142 A	Pacific	7 6
			43 A	San Diego St.	4 12				142 A	Pacific	0 7
			43 A	San Diego St.	3 4				142 A	Pacific	6 2
									142 H	Pacific	9 8
									161 H	Boston College	1 4
									161 H	Boston College	6 8
									164 A	Gonzaga	1 2
									164 A	Gonzaga	1 2
									164 A	Gonzaga	6 5
									164 N	Gonzaga	3 2
									175 H	San Jose St.	7 10
									176 H	UC Davis	2 3
									181 N	Notre Dame	2 1
									181 N	Notre Dame	8 7
									209 H	Penn St.	5 6
									209 H	Penn St.	10 5
									209 H	Penn St.	6 3
									256 H	Portland	3 1
									256 H	Portland	1 9
									256 H	Portland	7 3
									269 N	Incarnate Word	16 3
									288 N	Manhattan	10 2
			LAST 10 GAMES								
			76 A	San Diego	5 3	164 A	Gonzaga	1 2			
			76 A	San Diego	2 1	164 A	Gonzaga	6 5			
			76 A	San Diego	8 5	104 A	Nevada	4 9			
			175 H	San Jose St.	7 10	256 H	Portland	3 1			
			164 A	Gonzaga	1 2	256 H	Portland	7 3			

Non-Div. I Games:

Santa Clara

Average RPI Win:		171	WON-LOST RECORD		WINNING PCT. RANK		LAST 10 GAMES		STRENGTH OF SCHEDULE		OPP. STRENGTH OF SCHEDULE		TEAM RPI		ADJ RPI		CONF. RPI		ADJ CONF. RPI	
DIV. I ONLY			17-23-0		.425 195		3-7-0		116		169		171		.48903 171		16		16	
DIV. I NON-CONF.			10-12-0		.45455 179		1-1-0		58		159		138		.50636 138		18		18	
TOTALS		RPI 1-25		RPI 26-50		W-L RECORDS		RPI 51-100		RPI 101-150		RPI 150+								
17-23-0		1-1-0		1-7-0		OVERALL		2-0-0		2-5-0		11-10-0								
11-6-0		1-0-0		0-1-0		HOME		0-0-0		1-2-0		9-3-0								
4-17-0		0-1-0		1-6-0		AWAY		0-0-0		1-3-0		2-7-0								
2-0-0		0-0-0		0-0-0		NEUTRAL		2-0-0		0-0-0		0-0-0								
10-12-0		1-1-0		0-5-0		NON-CONFERENCE		2-0-0		1-3-0		6-3-0								
8-3-0		1-0-0		0-1-0		HOME		0-0-0		1-2-0		6-0-0								
0-9-0		0-1-0		0-0-		AWAY		0-0-0		0-1-0		0-3-0								
2-0-0		0-0-0		0-0-0		NEUTRAL		2-0-0		0-0-0		0-0-0								
7-11-0		0-0-0		1-2-0		CONFERENCE		0-0-0		1-2-0		5-7-0								
3-3-0		0-0-0		0-0-0		HOME		0-0-0		0-0-0		3-3-0								
4-8-0		0-0-0		1-2-0		AWAY		0-0-0		1-2-0		2-4-0								
0-0-0		0-0-0		0-0-0		NEUTRAL		0-0-0		0-0-0		0-0-0								
RPI	S	Opponent		Score		RPI	S	Opponent		Score		RPI	S	Opponent		Score				
1	A	Florida		7	8	30	A	Mercer		4	11	60	N	Western Caro.		4	2			
20	H	Liberty		11	4	30	A	Mercer		3	6	98	N	Buffalo		4	3			
						30	A	Mercer		6	3			124 H South Fla.		1	12			
						46	A	Georgia		3	4			127 H Fla. Atlantic		1	2			
						47	A	North Carolina		5	8			129 A FGCU		3	9			
						47	A	North Carolina		1	5			129 A FGCU		4	11			
						47	A	North Carolina		0	3			129 A FGCU		6	1			
						50	H	UCF		4	8			166 H Jacksonville		11	2			
								LAST 10 GAMES						166 H Jacksonville		5	6			
						129	A	FGCU		4	11	200	A	East Tenn. St.		5	8			
						129	A	FGCU		6	1	200	A	East Tenn. St.		5	6			
						129	A	FGCU		3	9	215	A	Florida A&M		0	2			
						236	H	Bethune-Cookman		12	1	166	H	Jacksonville		11	2			
						200	A	East Tenn. St.		4	10	166	H	Jacksonville		5	6			
														276 A Savannah St.		1	2			

**Non-Div. I Games:**

North Florida

RPI	S	Opponent	Score	
276	H	Savannah St.	8	7

North Florida

N  
o  
r  
t  
h  
F  
l  
o  
r  
i  
d  
a

N  
o  
r  
t  
h  
F  
l  
o  
r  
i  
d  
a



Average RPI Win:	250	WON-LOST	WINNING	LAST 10	STRENGTH OF	OPP. STRENGTH	TEAM	ADJ	CONF.	ADJ CONF.		
Average RPI Loss:	144	RECORD	PCT. RANK	GAMES	SCHEDULE	OF SCHEDULE	RPI	RPI	RPI	RPI		
DIV. I ONLY		31-15-0	.67391	41	5-5-0	292	209	173	.48872	173	31	31
DIV. I NON-CONF.		12-13-0	.48	160	0-4-0	179	158	174	.4894	174	30	31
<hr/>												
TOTALS	RPI 1-25	RPI 26-50		W-L RECORDS		RPI 51-100		RPI 101-150		RPI 150+		
31-15-0	0-0-0	0-2-0		OVERALL		2-3-0		3-3-0		26-7-0		
17-6-0	0-0-0	0-1-0		HOME		0-2-0		0-1-0		17-2-0		
14-9-0	0-0-0	0-1-0		AWAY		2-1-0		3-2-0		9-5-0		
0-0-0	0-0-0	0-0-0		NEUTRAL		0-0-0		0-0-0		0-0-0		
<hr/>												
12-13-0	0-0-0	0-2-0		NON-CONFERENCE		2-3-0		3-3-0		7-5-0		
7-6-0	0-0-0	0-1-0		HOME		0-2-0		0-1-0		7-2-0		
5-7-0	0-0-0	0-0-		AWAY		2-1-0		3-2-0		0-3-0		
0-0-0	0-0-0	0-0-0		NEUTRAL		0-0-0		0-0-0		0-0-0		
<hr/>												
19-2-0	0-0-0	0-0-0		CONFERENCE		0-0-0		0-0-0		19-2-0		
10-0-0	0-0-0	0-0-0		HOME		0-0-0		0-0-0		10-0-0		
9-2-0	0-0-0	0-0-0		AWAY		0-0-0		0-0-0		9-2-0		
0-0-0	0-0-0	0-0-0		NEUTRAL		0-0-0		0-0-0		0-0-0		
<hr/>												
RPI	S	Opponent	Score	RPI	S	Opponent	Score	RPI	S	Opponent	Score	
30	A	Mercer	8 13	55	A	Samford	23 7	125	A	South Ala.	5 0	
30	H	Mercer	4 12	55	H	Samford	6 8	142	A	Pacific	3 5	
				57	A	Auburn	9 3	142	A	Pacific	5 2	
				57	A	Auburn	5 6	142	A	Pacific	3 0	
				89	H	UAB	1 13	142	A	Pacific	2 8	
								145	H	Jacksonville St.	5 11	
								154	A	Troy	5 8	
								154	H	Troy	5 8	
								160	H	Eastern Ky.	2 8	
								160	H	Eastern Ky.	11 3	
								160	H	Eastern Ky.	8 2	
								215	A	Florida A&M	1 2	
								215	A	Florida A&M	3 4	
								272	A	Alabama A&M	4 5	
								272	A	Alabama A&M	15 5	
								272	A	Alabama A&M	11 1	
								272	H	Alabama A&M	6 2	
								272	H	Alabama A&M	11 1	
								272	H	Alabama A&M	6 2	
								285	H	N.C. Central	9 8	
								285	H	N.C. Central	3 2	
								285	H	N.C. Central	14 1	
								286	A	Jackson St.	6 1	
								286	A	Jackson St.	9 7	
								286	A	Jackson St.	8 6	
								290	H	Youngstown St.	8 3	
								290	H	Youngstown St.	11 2	
<hr/>												
LAST 10 GAMES												
272	H	Alabama A&M	6 2	297	A	Alcorn	12 1	286	A	Jackson St.	6 1	
272	H	Alabama A&M	6 2	297	A	Alcorn	11 3	286	A	Jackson St.	9 7	
272	H	Alabama A&M	11 1	297	A	Alcorn	3 6	286	A	Jackson St.	8 6	
215	A	Florida A&M	1 2	55	H	Samford	6 8	290	H	Youngstown St.	8 3	
215	A	Florida A&M	3 4	30	A	Mercer	8 13	290	H	Youngstown St.	11 2	

**Non-Div. I Games:**

Alabama St.

RPI	S	Opponent	Score	
295	A	Mississippi Val.	6	1
295	A	Mississippi Val.	7	2
295	H	Mississippi Val.	6	0
295	H	Mississippi Val.	6	3
295	H	Mississippi Val.	4	0
295	H	Mississippi Val.	9	7
297	A	Alcorn	12	1
297	A	Alcorn	11	3
297	A	Alcorn	3	6
297	H	Alcorn	12	2
297	H	Alcorn	7	5
297	H	Alcorn	7	4

Alabama St.

A  
l  
a  
b  
a  
m  
a  
s  
t  
.

A  
l  
a  
b  
a  
m  
a  
s  
t  
.

Average RPI Win:		143	WON-LOST RECORD		WINNING PCT. RANK		LAST 10 GAMES		STRENGTH OF SCHEDULE		OPP. STRENGTH OF SCHEDULE		TEAM RPI		ADJ RPI		CONF. RPI		ADJ CONF. RPI	
DIV. I ONLY			17-23-0		.425 195		5-5-0		56		143		174		.4883 174		4		4	
DIV. I NON-CONF.			10-10-0		.5 141		0-0-0		104		258		215		.46846 214		3		3	
TOTALS		RPI 1-25		RPI 26-50				W-L RECORDS		RPI 51-100				RPI 101-150				RPI 150+		
17-23-0		1-5-0		3-3-0				OVERALL		2-6-0				3-6-0				8-3-0		
14-15-0		1-2-0		2-2-0				HOME		2-3-0				3-6-0				6-2-0		
3-8-0		0-3-0		1-1-0				AWAY		0-3-0				0-0-0				2-1-0		
0-0-0		0-0-0		0-0-0				NEUTRAL		0-0-0				0-0-0				0-0-0		
10-10-0		0-0-0		2-2-0				NON-CONFERENCE		0-2-0				2-4-0				6-2-0		
10-10-0		0-0-0		2-2-0				HOME		0-2-0				2-4-0				6-2-0		
0-0-0		0-0-0		0-0-				AWAY		0-0-0				0-0-0				0-0-0		
0-0-0		0-0-0		0-0-0				NEUTRAL		0-0-0				0-0-0				0-0-0		
7-13-0		1-5-0		1-1-0				CONFERENCE		2-4-0				1-2-0				2-1-0		
4-5-0		1-2-0		0-0-0				HOME		2-1-0				1-2-0				0-0-0		
3-8-0		0-3-0		1-1-0				AWAY		0-3-0				0-0-0				2-1-0		
0-0-0		0-0-0		0-0-0				NEUTRAL		0-0-0				0-0-0				0-0-0		
RPI	S	Opponent		Score		RPI	S	Opponent		Score		RPI	S	Opponent		Score				
15	A	Washington		7	8	36	A	Arizona St.		10	9	68	A	Southern California		4	5			
15	A	Washington		2	5	36	A	Arizona St.		6	14	68	A	Southern California		0	1			
15	A	Washington		0	8	37	H	UC Santa Barbara		10	5	68	A	Southern California		0	2			
23	H	Oregon St.		2	11	37	H	UC Santa Barbara		2	10	72	H	Long Beach St.		2	3			
23	H	Oregon St.		11	2	40	H	Mississippi St.		12	3	72	H	Long Beach St.		4	11			
23	H	Oregon St.		0	11	40	H	Mississippi St.		4	6	91	H	UCLA		6	5			
												91	H	UCLA		0	8			
												91	H	UCLA		3	2			
LAST 10 GAMES																				
						68	A	Southern California		0	2	91	H	UCLA		0	8			
						68	A	Southern California		4	5	36	A	Arizona St.		10	9			
						68	A	Southern California		0	1	156	A	Utah		5	2			
						91	H	UCLA		6	5	156	A	Utah		6	1			
						91	H	UCLA		3	2	156	A	Utah		3	7			

Non-Div. I Games:

Arizona



Average RPI Win:		102	WON-LOST RECORD		WINNING PCT. RANK		LAST 10 GAMES		STRENGTH OF SCHEDULE		OPP. STRENGTH OF SCHEDULE		TEAM RPI		ADJ RPI		CONF. RPI		ADJ CONF. RPI				
Average RPI Loss:		75																					
DIV. I ONLY			12-28-0		.3 272		3-7-0		15		148		175		.48819 175		8		8				
DIV. I NON-CONF.			6-13-0		.31579 250		2-0-0		107		50		218		.46682 217		7		7				
TOTALS		RPI 1-25		RPI 26-50		W-L RECORDS		RPI 51-100		RPI 101-150		RPI 150+											
12-28-0		0-2-0		4-9-0		OVERALL		1-5-0		4-10-0		3-2-0											
6-17-0		0-2-0		3-7-0		HOME		0-3-0		1-4-0		2-1-0											
6-11-0		0-0-0		1-2-0		AWAY		1-2-0		3-6-0		1-1-0											
0-0-0		0-0-0		0-0-0		NEUTRAL		0-0-0		0-0-0		0-0-0											
6-13-0		0-2-0		1-3-0		NON-CONFERENCE		0-0-0		2-6-0		3-2-0											
3-8-0		0-2-0		1-3-0		HOME		0-0-0		0-2-0		2-1-0											
3-5-0		0-0-0		0-0-		AWAY		0-0-0		2-4-0		1-1-0											
0-0-0		0-0-0		0-0-0		NEUTRAL		0-0-0		0-0-0		0-0-0											
6-15-0		0-0-0		3-6-0		CONFERENCE		1-5-0		2-4-0		0-0-0											
3-9-0		0-0-0		2-4-0		HOME		0-3-0		1-2-0		0-0-0											
3-6-0		0-0-0		1-2-0		AWAY		1-2-0		1-2-0		0-0-0											
0-0-0		0-0-0		0-0-0		NEUTRAL		0-0-0		0-0-0		0-0-0											
RPI	S	Opponent		Score		RPI	S	Opponent		Score		RPI	S	Opponent		Score							
10	H	Cal Poly		3	5	28	H	Stanford		3	9	52	A	New Mexico		1	10	104	A	Nevada	3	8	
15	H	Washington		0	7	37	H	UC Santa Barbara		1	10	52	A	New Mexico		8	5	104	A	Nevada	4	6	
						37	H	UC Santa Barbara		7	5	52	A	New Mexico		4	9	104	A	Nevada	7	4	
						37	H	UC Santa Barbara		2	3	52	H	New Mexico		2	5	104	H	Nevada	4	7	
						38	A	UNLV		1	9	52	H	New Mexico		2	14	104	H	Nevada	5	6	
						38	A	UNLV		1	2	52	H	New Mexico		6	11	104	H	Nevada	2	1	
						38	A	UNLV		4	3							106	A	Washington St.	3	16	
						38	H	UNLV		2	18							106	A	Washington St.	2	4	
						38	H	UNLV		1	2							106	A	Washington St.	9	12	
						38	H	UNLV		3	2							106	A	Washington St.	7	3	
						43	H	San Diego St.		6	4							117	A	San Francisco	4	3	
						43	H	San Diego St.		8	13							117	H	San Francisco	2	7	
						43	H	San Diego St.		3	5							142	A	Pacific	1	2	
																		142	H	Pacific	1	5	
																		170	A	Santa Clara	10	7	
																		176	A	UC Davis	5	9	
																		176	H	UC Davis	4	3	
																		176	H	UC Davis	2	5	
																		233	H	St. Mary's (CA)	10	0	
LAST 10 GAMES																							
						52	H	New Mexico		6	11	38	A	UNLV		1	2						
						52	H	New Mexico		2	5	38	A	UNLV		1	9						
						52	H	New Mexico		2	14	117	A	San Francisco		4	3						
						170	A	Santa Clara		10	7	104	H	Nevada		4	7						
						38	A	UNLV		4	3	104	H	Nevada		5	6						

Non-Div. I Games:

San Jose St.

Average RPI Win: 173		WON-LOST RECORD		WINNING PCT. RANK		LAST 10 GAMES		STRENGTH OF SCHEDULE		OPP. STRENGTH OF SCHEDULE		TEAM RPI		ADJ RPI		CONF. RPI		ADJ CONF. RPI					
Average RPI Loss: 104		16-20-0		.44444 183		2-8-0		155		107		176		.48815 176		6		6					
DIV. I ONLY		13-11-0		.54167 125		0-2-0		240		179		184		.48151 184		6		6					
DIV. I NON-CONF.																							
TOTALS		RPI 1-25		RPI 26-50		W-L RECORDS		RPI 51-100		RPI 101-150		RPI 150+											
16-20-0		0-6-0		1-3-0		OVERALL		3-1-0		2-4-0		10-6-0											
9-6-0		0-0-0		0-0-0		HOME		2-1-0		1-1-0		6-4-0											
3-14-0		0-6-0		1-3-0		AWAY		0-0-0		0-3-0		2-2-0											
4-0-0		0-0-0		0-0-0		NEUTRAL		1-0-0		1-0-0		2-0-0											
13-11-0		0-3-0		0-1-0		NON-CONFERENCE		1-0-0		2-1-0		10-6-0											
7-5-0		0-0-0		0-0-0		HOME		0-0-0		1-1-0		6-4-0											
2-6-0		0-3-0		0-0-		AWAY		0-0-0		0-0-0		2-2-0											
4-0-0		0-0-0		0-0-0		NEUTRAL		1-0-0		1-0-0		2-0-0											
3-9-0		0-3-0		1-2-0		CONFERENCE		2-1-0		0-3-0		0-0-0											
2-1-0		0-0-0		0-0-0		HOME		2-1-0		0-0-0		0-0-0											
1-8-0		0-3-0		1-2-0		AWAY		0-0-0		0-3-0		0-0-0											
0-0-0		0-0-0		0-0-0		NEUTRAL		0-0-0		0-0-0		0-0-0											
RPI	S	Opponent		Score		RPI	S	Opponent		Score		RPI	S	Opponent		Score		RPI	S	Opponent		Score	
10	A	Cal Poly		3	5	28	A	Stanford		6	7	62	N	Kansas St.		10	5	104	H	Nevada		4	3
10	A	Cal Poly		0	8	48	A	Cal St. Fullerton		1	9	72	H	Long Beach St.		0	2	105	A	UC Riverside		6	7
10	A	Cal Poly		1	9	48	A	Cal St. Fullerton		3	1	72	H	Long Beach St.		8	4	105	A	UC Riverside		9	12
15	A	Washington		1	2	48	A	Cal St. Fullerton		1	7	72	H	Long Beach St.		7	5	105	A	UC Riverside		2	4
15	A	Washington		1	4							142 N Pacific						4	3				
15	A	Washington		3	8							147 H Sacramento St.						7	15				
												170 A Santa Clara						3	2				
												175 A San Jose St.						3	4				
												175 A San Jose St.						5	2				
												175 H San Jose St.						9	5				
												228 H Seattle						5	17				
												228 H Seattle						3	4				
												228 H Seattle						4	3				
												228 H Seattle						1	2				
						233 A St. Mary's (CA)						1	5										
						233 H St. Mary's (CA)						4	1										
						256 N Portland						11	2										
						256 N Portland						8	7										
						260 H New Mexico St.						5	1										
						260 H New Mexico St.						4	0										
						260 H New Mexico St.						4	6										
						260 H New Mexico St.						6	5										
LAST 10 GAMES																							
105 A UC Riverside						2	4	72 H Long Beach St.						0	2								
105 A UC Riverside						6	7	72 H Long Beach St.						7	5								
105 A UC Riverside						9	12	28 A Stanford						6	7								
147 H Sacramento St.						7	15	48 A Cal St. Fullerton						1	9								
72 H Long Beach St.						8	4	48 A Cal St. Fullerton						1	7								

[illegible]

**Non-Div. I Games:**

George Mason

RPI	S	Opponent	Score	
283	A	George Washington	10	3
283	A	George Washington	7	3
283	A	George Washington	3	4

George Mason

G  
e  
o  
r  
g  
e  
M  
a  
s  
o  
n

G  
e  
o  
r  
g  
e  
M  
a  
s  
o  
n

Average RPI Win: 184		WON-LOST	WINNING	LAST 10	STRENGTH OF		OPP. STRENGTH	TEAM	ADJ	CONF.	ADJ CONF.
Average RPI Loss: 94		RECORD	PCT. RANK	GAMES	SCHEDULE		OF SCHEDULE	RPI	RPI	RPI	RPI
DIV. I ONLY		14-23-0	.37838	233	4-6-0		110	110	178	.4872	178
DIV. I NON-CONF.		6-17-0	.26087	271	0-2-0		144	64	259	.44532	258
TOTALS		RPI 1-25	RPI 26-50		W-L RECORDS		RPI 51-100		RPI 101-150		RPI 150+
14-23-0		0-1-0	0-5-0		OVERALL		1-8-0		3-4-0		10-5-0
8-3-0		0-0-0	0-1-0		HOME		0-0-0		0-0-0		8-2-0
4-16-0		0-1-0	0-4-0		AWAY		1-8-0		1-2-0		2-1-0
2-4-0		0-0-0	0-0-0		NEUTRAL		0-0-0		2-2-0		0-2-0
6-17-0		0-1-0	0-5-0		NON-CONFERENCE		0-6-0		2-2-0		4-3-0
4-2-0		0-0-0	0-1-0		HOME		0-0-0		0-0-0		4-1-0
0-11-0		0-1-0	0-0-		AWAY		0-6-0		0-0-0		0-0-0
2-4-0		0-0-0	0-0-0		NEUTRAL		0-0-0		2-2-0		0-2-0
8-6-0		0-0-0	0-0-0		CONFERENCE		1-2-0		1-2-0		6-2-0
4-1-0		0-0-0	0-0-0		HOME		0-0-0		0-0-0		4-1-0
4-5-0		0-0-0	0-0-0		AWAY		1-2-0		1-2-0		2-1-0
0-0-0		0-0-0	0-0-0		NEUTRAL		0-0-0		0-0-0		0-0-0
RPI S	Opponent	Score	RPI S	Opponent	Score	RPI S	Opponent	Score	RPI S	Opponent	Score
5 A	South Carolina	1 2	26 A	Tennessee	3 5	51 A	Arkansas	2 12	102 N	Campbell	4 8
			31 A	Clemson	1 2	51 A	Arkansas	6 7	108 A	Ga. Southern	7 10
			41 H	High Point	5 6	51 A	Arkansas	3 8	108 A	Ga. Southern	3 2
			44 A	Wake Forest	2 4	61 A	North Carolina St.	5 6	108 A	Ga. Southern	4 7
			47 A	North Carolina	1 12	61 A	North Carolina St.	0 7	112 N	Michigan	4 1
						61 A	North Carolina St.	1 3	112 N	Michigan	3 4
						83 A	Elon	2 6	126 N	Kent St.	8 0
						83 A	Elon	10 4	167 H	UNC Greensboro	15 4
						83 A	Elon	2 4	167 H	UNC Greensboro	4 2
									169 H	Citadel	2 8
									169 H	Citadel	6 5
									169 H	Citadel	10 6
									181 H	Notre Dame	9 13
									181 N	Notre Dame	3 4
									200 H	East Tenn. St.	7 6
									219 A	Wofford	13 4
									219 A	Wofford	3 4
									219 A	Wofford	12 5
									279 H	UNC Asheville	7 2
									279 H	UNC Asheville	7 5
									279 H	UNC Asheville	9 2
									290 N	Youngstown St.	1 2
			LAST 10 GAMES								
			83 A	Elon	2 4	169 H	Citadel	6 5			
			83 A	Elon	10 4	169 H	Citadel	2 8			
			83 A	Elon	2 6	41 H	High Point	5 6			
			44 A	Wake Forest	2 4	219 A	Wofford	3 4			
			169 H	Citadel	10 6	219 A	Wofford	13 4			

Non-Div. I Games:

Appalachian St.

Average RPI Win: 201		WON-LOST	WINNING	LAST 10	STRENGTH OF		OPP. STRENGTH	TEAM	ADJ	CONF.	ADJ CONF.
Average RPI Loss: 181		RECORD	PCT. RANK	GAMES	SCHEDULE		OF SCHEDULE	RPI	RPI	RPI	RPI
DIV. I ONLY		19-18-0	.51351	134	6-3-0		219	261	179	.48701	179
DIV. I NON-CONF.		9-10-0	.47368	172	2-2-0		259	240	195	.47671	194
TOTALS		RPI 1-25	RPI 26-50		W-L RECORDS		RPI 51-100		RPI 101-150		RPI 150+
19-18-0		2-2-0	0-0-0		OVERALL		2-2-0		1-2-0		14-12-0
7-6-0		0-0-0	0-0-0		HOME		0-0-0		1-2-0		6-4-0
12-9-0		2-2-0	0-0-0		AWAY		2-1-0		0-0-0		8-6-0
0-3-0		0-0-0	0-0-0		NEUTRAL		0-1-0		0-0-0		0-2-0
9-10-0		2-2-0	0-0-0		NON-CONFERENCE		0-1-0		0-0-0		7-7-0
2-2-0		0-0-0	0-0-0		HOME		0-0-0		0-0-0		2-2-0
7-5-0		2-2-0	0-0-		AWAY		0-0-0		0-0-0		5-3-0
0-3-0		0-0-0	0-0-0		NEUTRAL		0-1-0		0-0-0		0-2-0
10-8-0		0-0-0	0-0-0		CONFERENCE		2-1-0		1-2-0		7-5-0
5-4-0		0-0-0	0-0-0		HOME		0-0-0		1-2-0		4-2-0
5-4-0		0-0-0	0-0-0		AWAY		2-1-0		0-0-0		3-3-0
0-0-0		0-0-0	0-0-0		NEUTRAL		0-0-0		0-0-0		0-0-0
RPI S	Opponent	Score		RPI S	Opponent	Score		RPI S	Opponent	Score	
4 A	Indiana	1	13					86 A	Southeast Mo. St.	9	8
4 A	Indiana	8	7					86 A	Southeast Mo. St.	1	7
4 A	Indiana	3	11					86 A	Southeast Mo. St.	6	1
11 A	Kentucky	6	4					95 N	Ball St.	5	7
								136 H	Tennessee Tech	9	8
								136 H	Tennessee Tech	8	17
								136 H	Tennessee Tech	0	15
								160 A	Eastern Ky.	6	9
								160 A	Eastern Ky.	6	4
								160 A	Eastern Ky.	4	3
								165 H	Marshall	11	9
								177 N	George Mason	4	14
								177 N	George Mason	5	22
								199 H	Belmont	2	3
								199 H	Belmont	6	8
								199 H	Belmont	12	2
								219 A	Wofford	5	3
								240 A	Northern Ky.	3	7
								262 A	Murray St.	5	9
								262 A	Murray St.	4	10
								262 A	Murray St.	11	10
								272 A	Alabama A&M	2	4
								272 A	Alabama A&M	9	8
								276 H	Fairleigh Dickinson	3	5
								276 H	Fairleigh Dickinson	8	7
								276 H	Fairleigh Dickinson	5	10
								293 H	UT Martin	14	6
								293 H	UT Martin	6	3
								293 H	UT Martin	6	4
								295 A	Mississippi Val.	3	2
								300 A	Grambling	15	11
LAST 10 GAMES											
293 H	UT Martin	6	4	4 A	Indiana	1	13	293 H	UT Martin	14	6
293 H	UT Martin	14	6	11 A	Kentucky	6	4	293 H	UT Martin	6	3
293 H	UT Martin	6	3	160 A	Eastern Ky.	6	9	293 H	UT Martin	6	4
4 A	Indiana	8	7	160 A	Eastern Ky.	6	4	295 A	Mississippi Val.	3	2
4 A	Indiana	3	11	160 A	Eastern Ky.	4	3	300 A	Grambling	15	11

Non-Div. I Games: Shawnee St. 10 4 St. Catharine (KY) 9 3

Morehead St.

Morehead St.

Average RPI Win: 179		WON-LOST RECORD		WINNING PCT. RANK		LAST 10 GAMES		STRENGTH OF SCHEDULE		OPP. STRENGTH OF SCHEDULE		TEAM RPI		ADJ RPI		CONF. RPI		ADJ CONF. RPI	
DIV. I ONLY		15-23-0		.39474 220		4-6-0		73		190		180		.4866 180		12		12	
DIV. I NON-CONF.		9-15-0		.375 214		0-2-0		163		219		245		.45505 244		14		14	
TOTALS		RPI 1-25		RPI 26-50		W-L RECORDS		RPI 51-100		RPI 101-150		RPI 150+							
15-23-0		0-2-0		0-5-0		OVERALL		4-6-0		0-2-0		11-8-0							
7-13-0		0-1-0		0-3-0		HOME		0-3-0		0-1-0		7-5-0							
7-9-0		0-1-0		0-2-0		AWAY		4-3-0		0-0-0		3-3-0							
1-1-0		0-0-0		0-0-0		NEUTRAL		0-0-0		0-1-0		1-0-0							
9-15-0		0-2-0		0-5-0		NON-CONFERENCE		1-0-0		0-2-0		8-6-0							
5-10-0		0-1-0		0-3-0		HOME		0-0-0		0-1-0		5-5-0							
3-4-0		0-1-0		0-0-		AWAY		1-0-0		0-0-0		2-1-0							
1-1-0		0-0-0		0-0-0		NEUTRAL		0-0-0		0-1-0		1-0-0							
6-8-0		0-0-0		0-0-0		CONFERENCE		3-6-0		0-0-0		3-2-0							
2-3-0		0-0-0		0-0-0		HOME		0-3-0		0-0-0		2-0-0							
4-5-0		0-0-0		0-0-0		AWAY		3-3-0		0-0-0		1-2-0							
0-0-0		0-0-0		0-0-0		NEUTRAL		0-0-0		0-0-0		0-0-0							
RPI	S	Opponent		Score		RPI	S	Opponent		Score		RPI	S	Opponent		Score			
5	A	South Carolina		0	5	31	A	Clemson		2	13	55	A	Samford		11	9		
5	H	South Carolina		2	9	35	H	VCU		7	8	55	A	Samford		5	13		
						35	H	VCU		9	14	55	A	Samford		5	9		
						35	H	VCU		2	3	60	A	Western Caro.		9	6		
						46	A	Georgia		4	6	60	A	Western Caro.		4	5		
												60	A	Western Caro.		6	1		
												90	A	Duke		11	9		
												93	H	Davidson		6	11		
												93	H	Davidson		5	10		
												93	H	Davidson		2	3		

Non-Div. I Games:

Furman



Average RPI Win:		175	WON-LOST RECORD		WINNING PCT. RANK		LAST 10 GAMES		STRENGTH OF SCHEDULE		OPP. STRENGTH OF SCHEDULE		TEAM RPI		ADJ RPI		CONF. RPI		ADJ CONF. RPI				
DIV. I ONLY			15-22-0		.40541 209		6-4-0		162		57		181		.4863 181		3		3				
DIV. I NON-CONF.			11-6-0		.64706 55		3-0-0		273		163		122		.51234 122		4		4				
TOTALS		RPI 1-25		RPI 26-50				W-L RECORDS				RPI 51-100				RPI 101-150				RPI 150+			
15-22-0		1-4-0		0-3-0				OVERALL				0-7-0				3-5-0				11-3-0			
5-6-0		0-0-0		0-3-0				HOME				0-0-0				1-2-0				4-1-0			
6-12-0		1-4-0		0-0-0				AWAY				0-6-0				2-2-0				3-0-0			
4-4-0		0-0-0		0-0-0				NEUTRAL				0-1-0				0-1-0				4-2-0			
11-6-0		0-0-0		0-0-0				NON-CONFERENCE				0-1-0				2-3-0				9-2-0			
2-0-0		0-0-0		0-0-0				HOME				0-0-0				0-0-0				2-0-0			
5-2-0		0-0-0		0-0-				AWAY				0-0-0				2-2-0				3-0-0			
4-4-0		0-0-0		0-0-0				NEUTRAL				0-1-0				0-1-0				4-2-0			
4-16-0		1-4-0		0-3-0				CONFERENCE				0-6-0				1-2-0				2-1-0			
3-6-0		0-0-0		0-3-0				HOME				0-0-0				1-2-0				2-1-0			
1-10-0		1-4-0		0-0-0				AWAY				0-6-0				0-0-0				0-0-0			
0-0-0		0-0-0		0-0-0				NEUTRAL				0-0-0				0-0-0				0-0-0			
RPI	S	Opponent		Score		RPI	S	Opponent		Score		RPI	S	Opponent		Score		RPI	S	Opponent		Score	
2	A	Florida St.		7	8	44	H	Wake Forest		0	1	61	A	North Carolina St.		0	7	107	H	Virginia Tech		4	5
2	A	Florida St.		3	4	44	H	Wake Forest		2	10	61	A	North Carolina St.		3	5	107	H	Virginia Tech		3	8
2	A	Florida St.		2	11	44	H	Wake Forest		5	7	61	A	North Carolina St.		0	1	107	H	Virginia Tech		2	1
24	A	Miami (FL)		2	3							90	A	Duke		1	4	112	A	Michigan		9	1
24	A	Miami (FL)		7	4							90	A	Duke		0	1	112	N	Michigan		2	4
												90	A	Duke		3	4	127	A	Fla. Atlantic		6	16
												91	N	UCLA		1	2	127	A	Fla. Atlantic		9	2
																		127	A	Fla. Atlantic		3	13
																		161	H	Boston College		4	2
																		161	H	Boston College		7	0
																		161	H	Boston College		1	4
																		164	N	Gonzaga		3	2
																		170	N	Santa Clara		1	2
																		170	N	Santa Clara		7	8
																		178	A	Appalachian St.		13	9
																		178	N	Appalachian St.		4	3
																		188	H	Valparaiso		4	1
																		188	H	Valparaiso		11	1
																		193	A	Toledo		4	3
																		269	N	Incarnate Word		8	2
																		290	N	Youngstown St.		6	3
																		292	A	Chicago St.		6	1
LAST 10 GAMES																							
		24 A Miami (FL)		7	4			161 H Boston College		1	4			112 A Michigan		9	1						
		24 A Miami (FL)		2	3			292 A Chicago St.		6	1			2 A Florida St.		3	4						
		193 A Toledo		4	3			2 A Florida St.		2	11												
		161 H Boston College		7	0																		
		161 H Boston College		4	2																		

Non-Div. I Games: Robert Morris-Chi. 3 0

Notre Dame

Average RPI Win:	202	WON-LOST	WINNING	LAST 10	STRENGTH OF	OPP. STRENGTH	TEAM	ADJ	CONF.	ADJ CONF.	
Average RPI Loss:	186	RECORD	PCT. RANK	GAMES	SCHEDULE	OF SCHEDULE	RPI	RPI	RPI	RPI	
DIV. I ONLY	19-13-0	.59375	88	6-4-0	262	238	181	.4863	181	28	28
DIV. I NON-CONF.	14-10-0	.58333	98	3-1-0	254	201	151	.5018	151	28	28
<hr/>											
TOTALS	RPI 1-25	RPI 26-50		W-L RECORDS		RPI 51-100		RPI 101-150		RPI 150+	
19-13-0	0-0-0	0-0-0		OVERALL		1-2-0		3-1-0		15-10-0	
7-3-0	0-0-0	0-0-0		HOME		1-0-0		0-0-0		6-3-0	
6-5-0	0-0-0	0-0-0		AWAY		0-2-0		3-0-0		3-3-0	
6-5-0	0-0-0	0-0-0		NEUTRAL		0-0-0		0-1-0		6-4-0	
14-10-0	0-0-0	0-0-0		NON-CONFERENCE		1-2-0		3-1-0		10-7-0	
4-0-0	0-0-0	0-0-0		HOME		1-0-0		0-0-0		3-0-0	
4-5-0	0-0-0	0-0-		AWAY		0-2-0		3-0-0		1-3-0	
6-5-0	0-0-0	0-0-0		NEUTRAL		0-0-0		0-1-0		6-4-0	
5-3-0	0-0-0	0-0-0		CONFERENCE		0-0-0		0-0-0		5-3-0	
3-3-0	0-0-0	0-0-0		HOME		0-0-0		0-0-0		3-3-0	
2-0-0	0-0-0	0-0-0		AWAY		0-0-0		0-0-0		2-0-0	
0-0-0	0-0-0	0-0-0		NEUTRAL		0-0-0		0-0-0		0-0-0	
RPI	S	Opponent	Score	RPI	S	Opponent	Score	RPI	S	Opponent	Score

Non-Div. I Games:

Omaha

RPI	S	Opponent	Score	
292	N	Chicago St.	1	2
292	N	Chicago St.	13	10

Omaha

O  
m  
a  
h  
a

O  
m  
a  
h  
a

Average RPI Win: 160		WON-LOST	WINNING	LAST 10	STRENGTH OF		OPP. STRENGTH	TEAM	ADJ		CONF.	ADJ CONF.			
Average RPI Loss: 106		RECORD	PCT. RANK	GAMES	SCHEDULE		OF SCHEDULE	RPI	RPI		RPI	RPI			
DIV. I ONLY		13-25-0	.34211	252	7-2-0		62	196	183	.48556	183	8	8		
DIV. I NON-CONF.		8-12-0	.4	204	4-1-0		199	272	190	.47806	189	7	7		
TOTALS		RPI 1-25	RPI 26-50		W-L RECORDS		RPI 51-100		RPI 101-150		RPI 150+				
13-25-0		1-0-0	3-6-0		OVERALL		2-7-0		0-5-0		7-7-0				
7-4-0		0-0-0	3-0-0		HOME		2-4-0		0-0-0		2-0-0				
3-19-0		0-0-0	0-6-0		AWAY		0-3-0		0-4-0		3-6-0				
3-2-0		1-0-0	0-0-0		NEUTRAL		0-0-0		0-1-0		2-1-0				
8-12-0		1-0-0	0-0-0		NON-CONFERENCE		0-3-0		0-2-0		7-7-0				
2-0-0		0-0-0	0-0-0		HOME		0-0-0		0-0-0		2-0-0				
3-10-0		0-0-0	0-0-		AWAY		0-3-0		0-1-0		3-6-0				
3-2-0		1-0-0	0-0-0		NEUTRAL		0-0-0		0-1-0		2-1-0				
5-13-0		0-0-0	3-6-0		CONFERENCE		2-4-0		0-3-0		0-0-0				
5-4-0		0-0-0	3-0-0		HOME		2-4-0		0-0-0		0-0-0				
0-9-0		0-0-0	0-6-0		AWAY		0-0-0		0-3-0		0-0-0				
0-0-0		0-0-0	0-0-0		NEUTRAL		0-0-0		0-0-0		0-0-0				
RPI S	Opponent	Score		RPI S	Opponent	Score		RPI S	Opponent	Score		RPI S	Opponent	Score	
15 N	Washington	14	9	38 A	UNLV	1	12	52 H	New Mexico	5	0	104 A	Nevada	1	7
				38 A	UNLV	3	13	52 H	New Mexico	8	13	104 A	Nevada	2	5
				38 A	UNLV	1	6	52 H	New Mexico	3	5	104 A	Nevada	1	5
				38 H	UNLV	14	4	62 A	Kansas St.	2	17	112 N	Michigan	2	8
				38 H	UNLV	10	9	62 A	Kansas St.	0	4	147 A	Sacramento St.	1	7
				38 H	UNLV	7	6	75 H	Fresno St.	5	7	174 A	Arizona	2	10
				43 A	San Diego St.	3	4	75 H	Fresno St.	6	2	174 A	Arizona	2	14
				43 A	San Diego St.	1	5	75 H	Fresno St.	8	10	181 A	Omaha	3	9
				43 A	San Diego St.	3	9	92 A	Texas St.	0	6	181 A	Omaha	1	3
												181 A	Omaha	3	7
												217 A	South Dakota St.	4	2
												217 A	South Dakota St.	1	2
												217 A	South Dakota St.	2	1
												260 H	New Mexico St.	9	6
												265 N	Navy	0	3
												265 N	Navy	2	0
												265 N	Navy	9	1
												299 A	Northern Colo.	13	5
												299 H	Northern Colo.	8	6
LAST 10 GAMES				38 H	UNLV	7	6	217 A	South Dakota St.	2	1				
				38 H	UNLV	14	4	299 A	Northern Colo.	13	5				
				38 H	UNLV	10	9	260 H	New Mexico St.	9	6				
				217 A	South Dakota St.	4	2	43 A	San Diego St.	3	4				
				217 A	South Dakota St.	1	2	43 A	San Diego St.	3	9				

Non-Div. I Games: Adams St. 17 1

Air Force

Average RPI Win:	166	WON-LOST RECORD	WINNING PCT. RANK	LAST 10 GAMES	STRENGTH OF SCHEDULE	OPP. STRENGTH OF SCHEDULE	TEAM RPI	ADJ RPI	CONF. RPI	ADJ CONF. RPI	
Average RPI Loss:	110										
DIV. I ONLY		15-22-0	.40541 209	2-8-0	99	119	184	.48443 184	10	10	
DIV. I NON-CONF.		9-9-0	.5 141	1-1-0	47	237	119	.51334 119	11	11	
<hr/>											
TOTALS	RPI 1-25	RPI 26-50		W-L RECORDS	RPI 51-100		RPI 101-150		RPI 150+		
15-22-0	1-5-0	0-0-0		OVERALL	3-5-0		5-6-0		6-6-0		
10-10-0	1-4-0	0-0-0		HOME	1-2-0		4-4-0		4-0-0		
5-11-0	0-1-0	0-0-0		AWAY	2-2-0		1-2-0		2-6-0		
0-1-0	0-0-0	0-0-0		NEUTRAL	0-1-0		0-0-0		0-0-0		
9-9-0	1-2-0	0-0-0		NON-CONFERENCE	1-1-0		3-5-0		4-1-0		
7-4-0	1-1-0	0-0-0		HOME	0-0-0		2-3-0		4-0-0		
2-4-0	0-1-0	0-0-		AWAY	1-0-0		1-2-0		0-1-0		
0-1-0	0-0-0	0-0-0		NEUTRAL	0-1-0		0-0-0		0-0-0		
6-13-0	0-3-0	0-0-0		CONFERENCE	2-4-0		2-1-0		2-5-0		
3-6-0	0-3-0	0-0-0		HOME	1-2-0		2-1-0		0-0-0		
3-7-0	0-0-0	0-0-0		AWAY	1-2-0		0-0-0		2-5-0		
0-0-0	0-0-0	0-0-0		NEUTRAL	0-0-0		0-0-0		0-0-0		
RPI S	Opponent	Score	RPI S	Opponent	Score	RPI S	Opponent	Score	RPI S	Opponent	Score
8 H	Rice	1 2				51 N	Arkansas	0 4	115 A	Southeastern La.	1 5
8 H	Rice	7 11				63 A	California	10 5	115 H	Southeastern La.	3 6
8 H	Rice	3 4				71 A	East Carolina	7 2	117 A	San Francisco	0 9
13 H	LSU	3 2				71 A	East Carolina	3 13	130 H	Middle Tenn.	2 0
14 A	La.-Lafayette	0 16				71 A	East Carolina	2 5	130 H	Middle Tenn.	2 1
14 H	La.-Lafayette	4 7				81 H	UTSA	4 1	130 H	Middle Tenn.	4 5
						81 H	UTSA	1 8	132 A	Nicholls St.	1 0
						81 H	UTSA	0 5	139 H	McNeese St.	3 2
									143 H	Sacred Heart	2 3
									143 H	Sacred Heart	6 5
									143 H	Sacred Heart	4 6
									165 A	Marshall	1 2
									165 A	Marshall	2 3
									214 A	Charlotte	0 2
									214 A	Charlotte	1 2
									232 A	Louisiana Tech	16 3
									232 A	Louisiana Tech	12 8
									232 A	Louisiana Tech	2 5
									249 A	New Orleans	3 7
									282 H	Ark.-Pine Bluff	11 4
									282 H	Ark.-Pine Bluff	3 1
									282 H	Ark.-Pine Bluff	3 2
									282 H	Ark.-Pine Bluff	7 0
<hr/>											
LAST 10 GAMES											
214 A	Charlotte	1 2	8 H	Rice	3 4	214 A	Southeastern La.	1 5			
214 A	Charlotte	0 2	81 H	UTSA	0 5	81 H	UTSA	1 8			
139 H	McNeese St.	3 2	81 H	UTSA	4 1						
8 H	Rice	7 11									
8 H	Rice	1 2									

Non-Div. I Games:

Tulane



Average RPI Win:	190	WON-LOST RECORD	WINNING PCT. RANK	LAST 10 GAMES	STRENGTH OF SCHEDULE	OPP. STRENGTH OF SCHEDULE	TEAM RPI	ADJ RPI	CONF. RPI	ADJ CONF. RPI	
DIV. I ONLY	17-19-0	.47222	165	3-7-0	203	171	186	.48387	186	15	15
DIV. I NON-CONF.	10-8-0	.55556	114	1-1-0	246	229	179	.48484	179	17	17
<hr/>											
TOTALS	RPI 1-25	RPI 26-50		W-L RECORDS	RPI 51-100		RPI 101-150		RPI 150+		
17-19-0	0-1-0	0-0-0		OVERALL	3-7-0		4-8-0		10-3-0		
10-4-0	0-0-0	0-0-0		HOME	0-0-0		1-2-0		9-2-0		
6-12-0	0-1-0	0-0-0		AWAY	2-4-0		3-6-0		1-1-0		
1-3-0	0-0-0	0-0-0		NEUTRAL	1-3-0		0-0-0		0-0-0		
<hr/>											
10-8-0	0-1-0	0-0-0		NON-CONFERENCE	2-5-0		0-0-0		8-2-0		
7-1-0	0-0-0	0-0-0		HOME	0-0-0		0-0-0		7-1-0		
2-4-0	0-1-0	0-0-		AWAY	1-2-0		0-0-0		1-1-0		
1-3-0	0-0-0	0-0-0		NEUTRAL	1-3-0		0-0-0		0-0-0		
<hr/>											
7-11-0	0-0-0	0-0-0		CONFERENCE	1-2-0		4-8-0		2-1-0		
3-3-0	0-0-0	0-0-0		HOME	0-0-0		1-2-0		2-1-0		
4-8-0	0-0-0	0-0-0		AWAY	1-2-0		3-6-0		0-0-0		
0-0-0	0-0-0	0-0-0		NEUTRAL	0-0-0		0-0-0		0-0-0		
<hr/>											
RPI S	Opponent	Score		RPI S	Opponent	Score		RPI S	Opponent	Score	
18 A	TCU	0 13						115 A	Southeastern La.	7 1	
								115 A	Southeastern La.	6 0	
								115 A	Southeastern La.	6 13	
								118 H	A&M-Corpus Christi	1 11	
								118 H	A&M-Corpus Christi	1 14	
								118 H	A&M-Corpus Christi	9 8	
								132 A	Nicholls St.	7 5	
								132 A	Nicholls St.	3 5	
								132 A	Nicholls St.	2 4	
								139 A	McNeese St.	5 6	
								139 A	McNeese St.	2 3	
								139 A	McNeese St.	1 4	
								155 H	Texas-Arlington	7 4	
								222 H	Northeastern	8 5	
								222 H	Northeastern	7 0	
								222 H	Northeastern	4 7	
								249 H	New Orleans	6 1	
								249 H	New Orleans	1 2	
								249 H	New Orleans	9 2	
								258 A	Texas Southern	3 1	
								294 A	Prairie View	8 9	
								294 H	Prairie View	12 4	
								294 H	Prairie View	4 3	
								294 H	Prairie View	12 5	
								294 H	Prairie View	6 2	
LAST 10 GAMES											

Non-Div. I Games:

Houston Baptist

Average RPI Win:	170	WON-LOST	WINNING	LAST 10	STRENGTH OF	OPP. STRENGTH	TEAM	ADJ	CONF.	ADJ CONF.	
Average RPI Loss:	105	RECORD	PCT. RANK	GAMES	SCHEDULE	OF SCHEDULE	RPI	RPI	RPI	RPI	
DIV. I ONLY	20-20-0	.5	141	3-7-0	245	55	187	.48365	187	5	5
DIV. I NON-CONF.	17-11-0	.60714	83	2-1-0	288	39	161	.49467	161	5	5
<hr/>											
TOTALS	RPI 1-25	RPI 26-50		W-L RECORDS		RPI 51-100		RPI 101-150		RPI 150+	
20-20-0	1-2-0	0-1-0		OVERALL		4-9-0		3-5-0		12-3-0	
10-6-0	1-2-0	0-0-0		HOME		2-1-0		1-2-0		6-1-0	
6-13-0	0-0-0	0-1-0		AWAY		2-8-0		1-3-0		3-1-0	
4-1-0	0-0-0	0-0-0		NEUTRAL		0-0-0		1-0-0		3-1-0	
17-11-0	0-0-0	0-1-0		NON-CONFERENCE		3-4-0		2-3-0		12-3-0	
8-2-0	0-0-0	0-0-0		HOME		2-1-0		0-0-0		6-1-0	
5-8-0	0-0-0	0-0-		AWAY		1-3-0		1-3-0		3-1-0	
4-1-0	0-0-0	0-0-0		NEUTRAL		0-0-0		1-0-0		3-1-0	
3-9-0	1-2-0	0-0-0		CONFERENCE		1-5-0		1-2-0		0-0-0	
2-4-0	1-2-0	0-0-0		HOME		0-0-0		1-2-0		0-0-0	
1-5-0	0-0-0	0-0-0		AWAY		1-5-0		0-0-0		0-0-0	
0-0-0	0-0-0	0-0-0		NEUTRAL		0-0-0		0-0-0		0-0-0	
RPI S	Opponent	Score	RPI S	Opponent	Score	RPI S	Opponent	Score	RPI S	Opponent	Score
21 H	Indiana St.	2 1	40 A	Mississippi St.	0 3	66 A	Wichita St.	1 11	120 N	Missouri	4 2
21 H	Indiana St.	4 5				66 A	Wichita St.	3 4	125 A	South Ala.	3 4
21 H	Indiana St.	4 5				66 A	Wichita St.	0 10	125 A	South Ala.	4 5
						73 A	Western Ky.	3 2	125 A	South Ala.	1 4
						73 A	Western Ky.	1 6	132 A	Nicholls St.	8 7
						73 A	Western Ky.	4 6	140 H	Bradley	2 7
						74 H	Illinois	3 2	140 H	Bradley	4 7
						74 H	Illinois	1 5	140 H	Bradley	6 1
						74 H	Illinois	6 5	163 H	Eastern Ill.	3 2
						86 A	Southeast Mo. St.	4 5	192 H	Purdue	2 3
						96 A	Missouri St.	5 6	192 H	Purdue	5 4
						96 A	Missouri St.	9 5	192 H	Purdue	4 0
						96 A	Missouri St.	3 8	199 A	Belmont	7 6
									206 A	Austin Peay	14 4
									206 H	Austin Peay	3 0
									220 N	Northern Ill.	3 1
									220 N	Northern Ill.	2 1
									220 N	Northern Ill.	0 1
									225 N	Western Ill.	10 3
									262 A	Murray St.	6 7
									262 H	Murray St.	10 9
									293 A	UT Martin	6 2
									293 H	UT Martin	16 5
<hr/>											
LAST 10 GAMES											
66 A	Wichita St.	1 11	21 H	Indiana St.	4 5						
66 A	Wichita St.	3 4	21 H	Indiana St.	4 5						
66 A	Wichita St.	0 10	21 H	Indiana St.	2 1						
206 H	Austin Peay	3 0	86 A	Southeast Mo. St.	4 5						
293 H	UT Martin	16 5	140 H	Bradley	2 7						

Non-Div. I Games:

Southern Ill.



Average RPI Win:		167	WON-LOST RECORD		WINNING PCT. RANK		LAST 10 GAMES		STRENGTH OF SCHEDULE		OPP. STRENGTH OF SCHEDULE		TEAM RPI		ADJ RPI		CONF. RPI		ADJ CONF. RPI	
DIV. I ONLY			14-18-0		.4375 187		5-5-0		232		205		188		.48243 188		26		26	
DIV. I NON-CONF.			8-12-0		.4 204		0-1-0		178		111		135		.50817 135		24		24	
TOTALS		RPI 1-25		RPI 26-50		W-L RECORDS		RPI 51-100		RPI 101-150		RPI 150+								
14-18-0		0-1-0		0-0-0		OVERALL		3-1-0		6-6-0		5-10-0								
4-3-0		0-0-0		0-0-0		HOME		0-0-0		2-1-0		2-2-0								
10-15-0		0-1-0		0-0-0		AWAY		3-1-0		4-5-0		3-8-0								
0-0-0		0-0-0		0-0-0		NEUTRAL		0-0-0		0-0-0		0-0-0								
8-12-0		0-1-0		0-0-0		NON-CONFERENCE		3-1-0		4-5-0		1-5-0								
0-1-0		0-0-0		0-0-0		HOME		0-0-0		0-0-0		0-1-0								
8-11-0		0-1-0		0-0-		AWAY		3-1-0		4-5-0		1-4-0								
0-0-0		0-0-0		0-0-0		NEUTRAL		0-0-0		0-0-0		0-0-0								
6-6-0		0-0-0		0-0-0		CONFERENCE		0-0-0		2-1-0		4-5-0								
4-2-0		0-0-0		0-0-0		HOME		0-0-0		2-1-0		2-1-0								
2-4-0		0-0-0		0-0-0		AWAY		0-0-0		0-0-0		2-4-0								
0-0-0		0-0-0		0-0-0		NEUTRAL		0-0-0		0-0-0		0-0-0								
RPI	S	Opponent		Score		RPI	S	Opponent		Score		RPI	S	Opponent		Score				
7	A	Texas		1 7								111	H	Wright St.		3 1				
												111	H	Wright St.		2 4				
												111	H	Wright St.		2 0				
												118	A	A&M-Corpus Christi		5 1				
												118	A	A&M-Corpus Christi		4 7				
												118	A	A&M-Corpus Christi		4 0				
												139	A	McNeese St.		0 8				
												139	A	McNeese St.		6 5				
												139	A	McNeese St.		8 15				
												145	A	Jacksonville St.		10 3				
												145	A	Jacksonville St.		0 10				
												145	A	Jacksonville St.		3 6				
												181	A	Notre Dame		1 4				
												181	A	Notre Dame		1 11				
												220	H	Northern Ill.		6 10				
												224	A	Northwestern		5 12				
												235	A	Butler		3 5				
												255	A	Milwaukee		4 0				
												255	A	Milwaukee		0 5				
												255	A	Milwaukee		0 3				
												267	A	Ill.-Chicago		4 5				
												267	A	Ill.-Chicago		4 3				
												267	A	Ill.-Chicago		3 6				
												290	H	Youngstown St.		4 12				
												111	H	Wright St.		2 4				
												111	H	Wright St.		2 0				
												111	H	Wright St.		3 1				

**Non-Div. I Games:**

Valparaiso

Average RPI Win: 214		WON-LOST RECORD	WINNING PCT. RANK	LAST 10 GAMES	STRENGTH OF SCHEDULE	OPP. STRENGTH OF SCHEDULE	TEAM RPI	ADJ RPI		CONF. RPI	ADJ CONF. RPI	
Average RPI Loss: 165												
DIV. I ONLY		20-17-0	.54054 119	6-4-0	268	220	189	.482	189	19	19	
DIV. I NON-CONF.		10-11-0	.47619 167	2-0-0	220	267	155	.49904	155	13	13	
<hr/>												
TOTALS		RPI 1-25		RPI 26-50		W-L RECORDS		RPI 51-100		RPI 101-150		RPI 150+
20-17-0		0-0-0		0-0-0		OVERALL		1-4-0		3-4-0		16-9-0
7-3-0		0-0-0		0-0-0		HOME		0-0-0		1-3-0		6-0-0
9-13-0		0-0-0		0-0-0		AWAY		1-4-0		2-1-0		6-8-0
4-1-0		0-0-0		0-0-0		NEUTRAL		0-0-0		0-0-0		4-1-0
10-11-0		0-0-0		0-0-0		NON-CONFERENCE		0-2-0		3-1-0		7-8-0
1-0-0		0-0-0		0-0-0		HOME		0-0-0		1-0-0		0-0-0
5-10-0		0-0-0		0-0-		AWAY		0-2-0		2-1-0		3-7-0
4-1-0		0-0-0		0-0-0		NEUTRAL		0-0-0		0-0-0		4-1-0
10-6-0		0-0-0		0-0-0		CONFERENCE		1-2-0		0-3-0		9-1-0
6-3-0		0-0-0		0-0-0		HOME		0-0-0		0-3-0		6-0-0
4-3-0		0-0-0		0-0-0		AWAY		1-2-0		0-0-0		3-1-0
0-0-0		0-0-0		0-0-0		NEUTRAL		0-0-0		0-0-0		0-0-0
RPI	S	Opponent	Score	RPI	S	Opponent	Score	RPI	S	Opponent	Score	
								84	A	Ohio St.	5 6	
								88	A	Miami (OH)	7 5	
								88	A	Miami (OH)	3 5	
								88	A	Miami (OH)	0 6	
								90	A	Duke	2 5	
										116	A Pittsburgh	7 5
										116	A Pittsburgh	8 11
										133	H Bowling Green	5 11
										133	H Bowling Green	1 8
										133	H Bowling Green	7 9
										134	A Canisius	8 5
										134	H Canisius	2 1
										157	N Saint Louis	2 1
										165	A Marshall	2 5
										193	A Toledo	7 6
										193	A Toledo	3 4
										193	A Toledo	3 2
										203	A Western Mich.	8 2
										206	A Austin Peay	10 0
										207	A Cincinnati	2 4
										207	A Cincinnati	8 0
										207	A Cincinnati	5 8
										218	A Winthrop	2 6
										218	A Winthrop	5 6
										241	A Delaware St.	1 13
										241	A Delaware St.	11 10
										241	A Delaware St.	0 4
										242	N La Salle	7 1
										242	N La Salle	8 7
										255	N Milwaukee	4 10
										255	N Milwaukee	13 5
										257	H Eastern Mich.	10 5
LAST 10 GAMES												

Non-Div. I Games:

Akron

RPI	S	Opponent	Score	
257	H	Eastern Mich.	6	3
257	H	Eastern Mich.	6	0
296	H	Ohio	5	4
296	H	Ohio	7	1
296	H	Ohio	8	0

Akron

A  
k  
r  
o  
n

A  
k  
r  
o  
n

Average RPI Win: 190		WON-LOST RECORD		WINNING PCT. RANK		LAST 10 GAMES		STRENGTH OF SCHEDULE		OPP. STRENGTH OF SCHEDULE		TEAM RPI		ADJ RPI		CONF. RPI		ADJ CONF. RPI	
DIV. I ONLY		15-21-1		.41892 199		2-8-0		47		273		190		.48053 190		23		23	
DIV. I NON-CONF.		9-12-1		.43182 190		0-2-0		7		296		144		.50427 144		25		25	
TOTALS		RPI 1-25		RPI 26-50		W-L RECORDS		RPI 51-100		RPI 101-150		RPI 150+							
15-21-1		0-2-0		1-3-0		OVERALL		1-2-0		0-4-1		13-10-0							
13-10-1		0-0-0		1-3-0		HOME		1-0-0		0-3-1		11-4-0							
2-9-0		0-1-0		0-0-0		AWAY		0-2-0		0-0-0		2-6-0							
0-2-0		0-1-0		0-0-0		NEUTRAL		0-0-0		0-1-0		0-0-0							
9-12-1		0-2-0		0-1-0		NON-CONFERENCE		1-2-0		0-4-1		8-3-0							
8-6-1		0-0-0		0-1-0		HOME		1-0-0		0-3-1		7-2-0							
1-4-0		0-1-0		0-0-		AWAY		0-2-0		0-0-0		1-1-0							
0-2-0		0-1-0		0-0-0		NEUTRAL		0-0-0		0-1-0		0-0-0							
6-9-0		0-0-0		1-2-0		CONFERENCE		0-0-0		0-0-0		5-7-0							
5-4-0		0-0-0		1-2-0		HOME		0-0-0		0-0-0		4-2-0							
1-5-0		0-0-0		0-0-0		AWAY		0-0-0		0-0-0		1-5-0							
0-0-0		0-0-0		0-0-0		NEUTRAL		0-0-0		0-0-0		0-0-0							
RPI	S	Opponent		Score		RPI	S	Opponent		Score		RPI	S	Opponent		Score			
20	A	Liberty		7	10	29	H	Old Dominion		0	3	78	A	William & Mary		11	16		
20	N	Liberty		6	11	35	H	VCU		1	5	78	H	William & Mary		10	3		
						35	H	VCU		9	6	94	A	VMI		2	4		
						35	H	VCU		4	19								

Non-Div. I Games:

Richmond

RPI	S	Opponent	Score	
251	H	Massachusetts	10	1

Richmond

R  
i  
c  
h  
m  
o  
n  
d

R  
i  
c  
h  
m  
o  
n  
d

Average RPI Win:	240	WON-LOST RECORD	WINNING PCT. RANK	LAST 10 GAMES	STRENGTH OF SCHEDULE	OPP. STRENGTH OF SCHEDULE	TEAM RPI	ADJ RPI	CONF. RPI	ADJ CONF. RPI				
DIV. I ONLY		20-15-0	.57143	99	8-2-0	290	243	191	.4802	191	29	29		
DIV. I NON-CONF.		10-11-0	.47619	167	4-0-0	283	236	199	.47514	198	29	29		
<hr/>														
TOTALS	RPI 1-25	RPI 26-50		W-L RECORDS		RPI 51-100		RPI 101-150		RPI 150+				
20-15-0	0-0-0	0-0-0		OVERALL		0-0-0		2-3-0		18-12-0				
6-3-0	0-0-0	0-0-0		HOME		0-0-0		2-1-0		4-2-0				
14-12-0	0-0-0	0-0-0		AWAY		0-0-0		0-2-0		14-10-0				
0-0-0	0-0-0	0-0-0		NEUTRAL		0-0-0		0-0-0		0-0-0				
<hr/>														
10-11-0	0-0-0	0-0-0		NON-CONFERENCE		0-0-0		0-2-0		10-9-0				
2-1-0	0-0-0	0-0-0		HOME		0-0-0		0-0-0		2-1-0				
8-10-0	0-0-0	0-0-		AWAY		0-0-0		0-2-0		8-8-0				
0-0-0	0-0-0	0-0-0		NEUTRAL		0-0-0		0-0-0		0-0-0				
<hr/>														
10-4-0	0-0-0	0-0-0		CONFERENCE		0-0-0		2-1-0		8-3-0				
4-2-0	0-0-0	0-0-0		HOME		0-0-0		2-1-0		2-1-0				
6-2-0	0-0-0	0-0-0		AWAY		0-0-0		0-0-0		6-2-0				
0-0-0	0-0-0	0-0-0		NEUTRAL		0-0-0		0-0-0		0-0-0				
<hr/>														
RPI	S	Opponent	Score	RPI	S	Opponent	Score	RPI	S	Opponent	Score			
								134	H	Canisius	4	3		
								134	H	Canisius	2	4		
								134	H	Canisius	4	3		
								135	A	St. John's (NY)	3	7		
								141	A	Hartford	5	8		
								171	A	North Florida	4	5		
								171	A	North Florida	3	5		
								172	A	Delaware	0	4		
								172	A	Delaware	2	10		
								172	A	Delaware	4	15		
								177	A	George Mason	3	1		
								177	A	George Mason	6	1		
								177	A	George Mason	4	9		
								190	A	Richmond	2	13		
								190	A	Richmond	0	8		
								190	A	Richmond	6	2		
								222	A	Northeastern	3	2		
								227	A	Yale	10	5		
								227	A	Yale	6	2		
								244	H	Monmouth	0	2		
								244	H	Monmouth	7	1		
								244	H	Monmouth	10	3		
LAST 10 GAMES								244	H	Monmouth	10	3		
244	H	Monmouth	0	2	274	A	Niagara	6	0	248	H	UMass Lowell	2	4
244	H	Monmouth	7	1	274	A	Niagara	7	8	259	A	Saint Peter's	8	2
244	H	Monmouth	10	3	274	A	Niagara	3	2	259	A	Saint Peter's	7	4
302	A	NYIT	5	3	227	A	Yale	10	5	274	A	Niagara	3	2
302	A	NYIT	4	1	227	A	Yale	6	2	274	A	Niagara	6	0

**Non-Div. I Games:**

Fairfield

Fairfield

Average RPI Win: 186		WON-LOST	WINNING	LAST 10	STRENGTH OF		OPP. STRENGTH	TEAM	ADJ	CONF.	ADJ CONF.
Average RPI Loss: 79		RECORD	PCT. RANK	GAMES	SCHEDULE		OF SCHEDULE	RPI	RPI	RPI	RPI
DIV. I ONLY		9-26-0	.25714	289	4-6-0		38	140	192	.48002	192
DIV. I NON-CONF.		5-18-0	.21739	278	1-1-0		16	80	169	.49027	169
TOTALS		RPI 1-25	RPI 26-50		W-L RECORDS		RPI 51-100		RPI 101-150		RPI 150+
9-26-0		0-7-0	0-7-0		OVERALL		1-3-0		2-4-0		6-5-0
4-5-0		0-1-0	0-0-0		HOME		0-0-0		1-2-0		3-2-0
4-21-0		0-6-0	0-7-0		AWAY		1-3-0		1-2-0		2-3-0
1-0-0		0-0-0	0-0-0		NEUTRAL		0-0-0		0-0-0		1-0-0
5-18-0		0-7-0	0-7-0		NON-CONFERENCE		0-1-0		0-0-0		5-3-0
2-1-0		0-1-0	0-0-0		HOME		0-0-0		0-0-0		2-0-0
2-17-0		0-6-0	0-0-		AWAY		0-1-0		0-0-0		2-3-0
1-0-0		0-0-0	0-0-0		NEUTRAL		0-0-0		0-0-0		1-0-0
4-8-0		0-0-0	0-0-0		CONFERENCE		1-2-0		2-4-0		1-2-0
2-4-0		0-0-0	0-0-0		HOME		0-0-0		1-2-0		1-2-0
2-4-0		0-0-0	0-0-0		AWAY		1-2-0		1-2-0		0-0-0
0-0-0		0-0-0	0-0-0		NEUTRAL		0-0-0		0-0-0		0-0-0
RPI S	Opponent	Score	RPI S	Opponent	Score	RPI S	Opponent	Score	RPI S	Opponent	Score
8 A	Rice	1 3	26 A	Tennessee	2 8	55 A	Samford	3 4	112 H	Michigan	6 2
8 A	Rice	1 9	26 A	Tennessee	0 3	74 A	Illinois	2 6	112 H	Michigan	6 7
8 A	Rice	3 23	26 A	Tennessee	2 20	74 A	Illinois	3 8	112 H	Michigan	3 13
13 A	LSU	0 10	43 A	San Diego St.	3 18	74 A	Illinois	4 3	121 A	Michigan St.	1 2
13 A	LSU	2 4	43 A	San Diego St.	2 11				121 A	Michigan St.	5 3
13 A	LSU	3 7	43 A	San Diego St.	5 6				121 A	Michigan St.	6 7
25 H	Louisville	1 3	43 A	San Diego St.	7 8				187 A	Southern Ill.	4 5
									187 A	Southern Ill.	3 2
									187 A	Southern Ill.	0 4
									209 H	Penn St.	4 0
									209 H	Penn St.	1 2
									209 H	Penn St.	5 6
									235 A	Butler	6 1
									235 H	Butler	5 4
									235 N	Butler	3 2
									267 A	Ill.-Chicago	5 18
									268 H	IPFW	7 1
LAST 10 GAMES											
			112 H	Michigan	3 13		121 A	Michigan St.	6 7		
			112 H	Michigan	6 2		121 A	Michigan St.	5 3		
			112 H	Michigan	6 7		25 H	Louisville	1 3		
			235 H	Butler	5 4		209 H	Penn St.	4 0		
			121 A	Michigan St.	1 2		209 H	Penn St.	5 6		

Non-Div. I Games:

Purdue



Average RPI Win: 193		WON-LOST	WINNING	LAST 10	STRENGTH OF		OPP. STRENGTH	TEAM	ADJ	CONF.	ADJ CONF.
Average RPI Loss: 132		RECORD	PCT. RANK	GAMES	SCHEDULE		OF SCHEDULE	RPI	RPI	RPI	RPI
DIV. I ONLY		15-22-0	.40541	209	3-7-0		158	219	193	.47887	193
DIV. I NON-CONF.		8-12-0	.4	204	0-1-0		75	205	115	.51387	115
TOTALS		RPI 1-25	RPI 26-50		W-L RECORDS		RPI 51-100		RPI 101-150		RPI 150+
15-22-0		0-4-0	0-0-0		OVERALL		2-3-0		3-7-0		10-8-0
5-7-0		0-0-0	0-0-0		HOME		1-2-0		1-1-0		3-4-0
8-13-0		0-3-0	0-0-0		AWAY		1-1-0		2-5-0		5-4-0
2-2-0		0-1-0	0-0-0		NEUTRAL		0-0-0		0-1-0		2-0-0
8-12-0		0-4-0	0-0-0		NON-CONFERENCE		1-1-0		2-3-0		5-4-0
1-1-0		0-0-0	0-0-0		HOME		0-0-0		1-0-0		0-1-0
5-9-0		0-3-0	0-0-		AWAY		1-1-0		1-2-0		3-3-0
2-2-0		0-1-0	0-0-0		NEUTRAL		0-0-0		0-1-0		2-0-0
7-10-0		0-0-0	0-0-0		CONFERENCE		1-2-0		1-4-0		5-4-0
4-6-0		0-0-0	0-0-0		HOME		1-2-0		0-1-0		3-3-0
3-4-0		0-0-0	0-0-0		AWAY		0-0-0		1-3-0		2-1-0
0-0-0		0-0-0	0-0-0		NEUTRAL		0-0-0		0-0-0		0-0-0
RPI S	Opponent	Score	RPI S	Opponent	Score	RPI S	Opponent	Score	RPI S	Opponent	Score
4 N	Indiana	3 8				84 A	Ohio St.	2 7	101 A	Xavier	0 1
13 A	LSU	1 15				95 H	Ball St.	12 4	101 A	Xavier	3 0
25 A	Louisville	2 8				95 H	Ball St.	4 8	101 A	Xavier	1 7
25 A	Louisville	2 6				95 H	Ball St.	4 15	101 N	Xavier	4 6
						99 A	Col. of Charleston	5 2	111 H	Wright St.	10 4
									126 A	Kent St.	2 6
									126 A	Kent St.	5 4
									126 A	Kent St.	1 4
									133 A	Bowling Green	4 8
									133 H	Bowling Green	3 5
									169 A	Citadel	8 1
									180 A	Furman	5 13
									181 H	Notre Dame	3 4
									189 H	Akron	6 7
									189 H	Akron	2 3
									189 H	Akron	4 3
									202 A	Dayton	11 6
									220 A	Northern Ill.	0 7
									220 A	Northern Ill.	6 4
									220 A	Northern Ill.	10 4
									239 A	Charleston So.	1 2
									239 A	Charleston So.	3 2
									239 A	Charleston So.	3 6
									258 N	Texas Southern	1 0
									275 N	Norfolk St.	11 3
									296 H	Ohio	7 4
									296 H	Ohio	3 0
LAST 10 GAMES			LAST 10 GAMES			LAST 10 GAMES			LAST 10 GAMES		
296 H	Ohio	7 4	95 H	Ball St.	4 15	296 H	Ohio	2 3	133 H	Bowling Green	3 5
296 H	Ohio	2 3	95 H	Ball St.	12 4	296 H	Ohio	3 0	133 A	Bowling Green	4 8
296 H	Ohio	3 0	133 H	Bowling Green	3 5	181 H	Notre Dame	3 4	220 A	Northern Ill.	0 7
181 H	Notre Dame	3 4	133 A	Bowling Green	4 8	95 H	Ball St.	4 8			
95 H	Ball St.	4 8	220 A	Northern Ill.	0 7						

Non-Div. I Games:

Toledo

**T  
o  
l  
e  
d  
o**

T  
C  
I  
E  
C  
C

Toledo

Average RPI Win: 178		WON-LOST RECORD		WINNING PCT. RANK		LAST 10 GAMES		STRENGTH OF SCHEDULE		OPP. STRENGTH OF SCHEDULE		TEAM RPI		ADJ RPI		CONF. RPI		ADJ CONF. RPI			
DIV. I ONLY		12-19-0		.3871 225		5-5-0		148		165		194		.47867 194		7		7			
DIV. I NON-CONF.		5-11-0		.3125 251		0-1-0		192		259		261		.44512 260		8		8			
TOTALS		RPI 1-25		RPI 26-50		W-L RECORDS		RPI 51-100		RPI 101-150		RPI 150+									
12-19-0		0-0-0		0-6-0		OVERALL		2-2-0		4-5-0		6-6-0									
3-5-0		0-0-0		0-0-0		HOME		0-0-0		1-2-0		2-3-0									
4-11-0		0-0-0		0-6-0		AWAY		2-2-0		2-3-0		0-0-0									
5-3-0		0-0-0		0-0-0		NEUTRAL		0-0-0		1-0-0		4-3-0									
5-11-0		0-0-0		0-3-0		NON-CONFERENCE		0-1-0		1-2-0		4-5-0									
0-2-0		0-0-0		0-0-0		HOME		0-0-0		0-0-0		0-2-0									
0-6-0		0-0-0		0-0-		AWAY		0-1-0		0-2-0		0-0-0									
5-3-0		0-0-0		0-0-0		NEUTRAL		0-0-0		1-0-0		4-3-0									
7-8-0		0-0-0		0-3-0		CONFERENCE		2-1-0		3-3-0		2-1-0									
3-3-0		0-0-0		0-0-0		HOME		0-0-0		1-2-0		2-1-0									
4-5-0		0-0-0		0-3-0		AWAY		2-1-0		2-1-0		0-0-0									
0-0-0		0-0-0		0-0-0		NEUTRAL		0-0-0		0-0-0		0-0-0									
RPI	S	Opponent		Score		RPI	S	Opponent		Score		RPI	S	Opponent		Score					
				35	A	VCU		2	5	69	A	Memphis		3	1	119	A	Radford		3	6
				35	A	VCU		0	10	69	A	Memphis		4	3	119	A	Radford		1	3
				35	A	VCU		5	14	69	A	Memphis		7	13	124	H	South Fla.		3	6
				50	A	UCF		4	6	79	A	Saint Joseph's		3	11	124	H	South Fla.		6	5
				50	A	UCF		2	8							124	H	South Fla.		6	13
				50	A	UCF		5	12							128	A	UConn		6	2
																128	A	UConn		1	4
																128	A	UConn		7	4
																141	N	Hartford		5	4
																172	H	Delaware		4	12
																207	H	Cincinnati		7	2
																207	H	Cincinnati		7	5
																207	H	Cincinnati		5	11
																246	N	Villanova		7	3
																248	N	UMass Lowell		3	14
																254	H	Lehigh		2	3
																259	N	Saint Peter's		2	1
																259	N	Saint Peter's		3	5
																274	N	Niagara		10	4
																280	N	Rider		2	7
																280	N	Rider		15	8
LAST 10 GAMES																					
				128	A	UConn		6	2			124	H	South Fla.		6	13				
				128	A	UConn		7	4			254	H	Lehigh		2	3				
				128	A	UConn		1	4			207	H	Cincinnati		7	2				
				124	H	South Fla.		3	6			207	H	Cincinnati		5	11				
				124	H	South Fla.		6	5			207	H	Cincinnati		7	5				

Non-Div. I Games:

Temple

Average RPI Win:	132	WON-LOST RECORD	WINNING PCT. RANK	LAST 10 GAMES	STRENGTH OF SCHEDULE	OPP. STRENGTH OF SCHEDULE	TEAM RPI	ADJ RPI	CONF. RPI	ADJ CONF. RPI		
DIV. I ONLY		15-24-0	.38462	228	3-7-0	102	106	195	.47737	195	6	6
DIV. I NON-CONF.		11-16-0	.40741	203	0-2-0	82	224	183	.4817	183	6	6
<hr/>												
TOTALS	RPI 1-25	RPI 26-50		W-L RECORDS		RPI 51-100		RPI 101-150		RPI 150+		
15-24-0	0-0-0	2-4-0		OVERALL		3-11-0		5-4-0		5-5-0		
11-11-0	0-0-0	1-4-0		HOME		3-3-0		4-1-0		3-3-0		
4-13-0	0-0-0	1-0-0		AWAY		0-8-0		1-3-0		2-2-0		
0-0-0	0-0-0	0-0-0		NEUTRAL		0-0-0		0-0-0		0-0-0		
11-16-0	0-0-0	2-4-0		NON-CONFERENCE		0-5-0		4-2-0		5-5-0		
8-8-0	0-0-0	1-4-0		HOME		0-0-0		4-1-0		3-3-0		
3-8-0	0-0-0	1-0-		AWAY		0-5-0		0-1-0		2-2-0		
0-0-0	0-0-0	0-0-0		NEUTRAL		0-0-0		0-0-0		0-0-0		
4-8-0	0-0-0	0-0-0		CONFERENCE		3-6-0		1-2-0		0-0-0		
3-3-0	0-0-0	0-0-0		HOME		3-3-0		0-0-0		0-0-0		
1-5-0	0-0-0	0-0-0		AWAY		0-3-0		1-2-0		0-0-0		
0-0-0	0-0-0	0-0-0		NEUTRAL		0-0-0		0-0-0		0-0-0		
RPI	S	Opponent	Score	RPI	S	Opponent	Score	RPI	S	Opponent	Score	
				33	H	West Virginia	4 2	59	A	Sam Houston St.	1 2	
				33	H	West Virginia	11 14	59	A	Sam Houston St.	2 3	
				33	H	West Virginia	4 5	59	A	Sam Houston St.	0 6	
				42	A	Pepperdine	4 2	65	A	UC Irvine	5 7	
				42	H	Pepperdine	5 9	65	A	UC Irvine	4 5	
				43	H	San Diego St.	0 12	65	A	UC Irvine	2 10	
								72	H	Long Beach St.	3 4	
								72	H	Long Beach St.	5 10	
								72	H	Long Beach St.	6 5	
								75	A	Fresno St.	2 8	
								85	H	Hawaii	1 9	
								85	H	Hawaii	6 2	
								85	H	Hawaii	2 1	
								91	A	UCLA	1 7	

Non-Div. I Games:

Cal St. Northridge

Average RPI Win: 253		WON-LOST	WINNING	LAST 10	STRENGTH OF		OPP. STRENGTH	TEAM	ADJ	CONF.	ADJ CONF.
Average RPI Loss: 121		RECORD	PCT. RANK	GAMES	SCHEDULE		OF SCHEDULE	RPI	RPI	RPI	RPI
DIV. I ONLY		11-23-0	.32353	263	1-0-0		77	275	196	.47639	196
DIV. I NON-CONF.		6-20-0	.23077	276	1-0-0		33	286	206	.47251	205
TOTALS		RPI 1-25	RPI 26-50		W-L RECORDS		RPI 51-100		RPI 101-150		RPI 150+
11-23-0	0-3-0	0-4-0		OVERALL		0-6-0		1-4-0		10-6-0	
6-3-0	0-0-0	0-0-0		HOME		0-0-0		0-1-0		6-2-0	
5-20-0	0-3-0	0-4-0		AWAY		0-6-0		1-3-0		4-4-0	
0-0-0	0-0-0	0-0-0		NEUTRAL		0-0-0		0-0-0		0-0-0	
6-20-0	0-3-0	0-4-0		NON-CONFERENCE		0-6-0		1-4-0		5-3-0	
3-2-0	0-0-0	0-0-0		HOME		0-0-0		0-1-0		3-1-0	
3-18-0	0-3-0	0-0-		AWAY		0-6-0		1-3-0		2-2-0	
0-0-0	0-0-0	0-0-0		NEUTRAL		0-0-0		0-0-0		0-0-0	
5-3-0	0-0-0	0-0-0		CONFERENCE		0-0-0		0-0-0		5-3-0	
3-1-0	0-0-0	0-0-0		HOME		0-0-0		0-0-0		3-1-0	
2-2-0	0-0-0	0-0-0		AWAY		0-0-0		0-0-0		2-2-0	
0-0-0	0-0-0	0-0-0		NEUTRAL		0-0-0		0-0-0		0-0-0	
RPI S	Opponent	Score		RPI S	Opponent	Score		RPI S	Opponent	Score	
10 A	Cal Poly	1	8	37 A	UC Santa Barbara	4	8	83 A	Elon	2	14
10 A	Cal Poly	2	7	37 A	UC Santa Barbara	2	9	83 A	Elon	1	11
10 A	Cal Poly	1	3	37 A	UC Santa Barbara	1	7	83 A	Elon	3	7
				37 A	UC Santa Barbara	3	13	92 A	Texas St.	1	3
								92 A	Texas St.	7	9
								92 A	Texas St.	5	8
								123 A	Seton Hall	4	8
								135 H	St. John's (NY)	0	3
								146 A	Army	0	4
								146 A	Army	1	8
								146 A	Army	2	1
								223 A	LIU Brooklyn	1	11
								223 A	LIU Brooklyn	3	7
								223 A	LIU Brooklyn	4	2
								223 A	LIU Brooklyn	6	2
								244 A	Monmouth	4	1
								246 A	Villanova	3	7
								259 H	Saint Peter's	13	7
								276 H	Fairleigh Dickinson	3	7
								276 H	Fairleigh Dickinson	12	5
								276 H	Fairleigh Dickinson	1	0
								276 H	Fairleigh Dickinson	5	1
								280 A	Rider	4	9
								280 H	Rider	3	2
								291 A	NJIT	9	7
								291 H	NJIT	3	2
								291 H	NJIT	0	5
LAST 10 GAMES				244 A	Monmouth	4	1	259 H	Saint Peter's	13	7
				291 A	NJIT	9	7	276 H	Fairleigh Dickinson	5	1
				291 H	NJIT	3	2	276 H	Fairleigh Dickinson	3	7
				291 H	NJIT	0	5	276 H	Fairleigh Dickinson	1	0
				280 A	Rider	4	9	276 H	Fairleigh Dickinson	12	5

Non-Div. I Games:

Wagner

Average RPI Win:	179	WON-LOST RECORD	WINNING PCT. RANK	LAST 10 GAMES	STRENGTH OF SCHEDULE	OPP. STRENGTH OF SCHEDULE	TEAM RPI	ADJ RPI	CONF. RPI	ADJ CONF. RPI					
Average RPI Loss:	116														
DIV. I ONLY		20-21-0	.4878	150	7-3-0	202	101	197	.47622	197	18	18			
DIV. I NON-CONF.		9-14-0	.3913	210	1-1-0	168	22	238	.45837	237	20	20			
<hr/>															
TOTALS	RPI 1-25	RPI 26-50		W-L RECORDS		RPI 51-100		RPI 101-150		RPI 150+					
20-21-0	0-1-0	3-4-0		OVERALL		1-6-0		3-4-0		13-6-0					
14-13-0	0-0-0	1-1-0		HOME		1-5-0		1-3-0		11-4-0					
6-8-0	0-1-0	2-3-0		AWAY		0-1-0		2-1-0		2-2-0					
0-0-0	0-0-0	0-0-0		NEUTRAL		0-0-0		0-0-0		0-0-0					
9-14-0	0-1-0	2-2-0		NON-CONFERENCE		1-6-0		1-3-0		5-2-0					
8-10-0	0-0-0	1-1-0		HOME		1-5-0		1-3-0		5-1-0					
1-4-0	0-1-0	1-0-		AWAY		0-1-0		0-0-0		0-1-0					
0-0-0	0-0-0	0-0-0		NEUTRAL		0-0-0		0-0-0		0-0-0					
11-7-0	0-0-0	1-2-0		CONFERENCE		0-0-0		2-1-0		8-4-0					
6-3-0	0-0-0	0-0-0		HOME		0-0-0		0-0-0		6-3-0					
5-4-0	0-0-0	1-2-0		AWAY		0-0-0		2-1-0		2-1-0					
0-0-0	0-0-0	0-0-0		NEUTRAL		0-0-0		0-0-0		0-0-0					
RPI	S	Opponent	Score	RPI	S	Opponent	Score	RPI	S	Opponent	Score				
5	A	South Carolina	0 4	31	A	Clemson	6 9	66	H	Wichita St.	2 5	116	H	Pittsburgh	5 7
				33	H	West Virginia	2 6	66	H	Wichita St.	0 10	116	H	Pittsburgh	8 5
				41	A	High Point	0 3	74	H	Illinois	4 5	116	H	Pittsburgh	6 10
				41	A	High Point	1 0	83	H	Elon	13 4	119	A	Radford	9 3
				41	A	High Point	8 11	90	H	Duke	5 7	119	A	Radford	4 5
				44	H	Wake Forest	7 3	100	A	UNC Wilmington	4 5	119	A	Radford	8 3
				47	A	North Carolina	3 2	100	H	UNC Wilmington	3 7	138	H	Minnesota	2 5
												165	H	Marshall	2 1
												167	H	UNC Greensboro	3 0
												169	A	Citadel	4 12
												169	H	Citadel	2 3
												177	H	George Mason	3 2
												218	H	Winthrop	3 11
												218	H	Winthrop	9 3
												218	H	Winthrop	1 2
												237	H	Presbyterian	9 3
												237	H	Presbyterian	4 0
												237	H	Presbyterian	4 3
												239	H	Charleston So.	1 3
												239	H	Charleston So.	7 3
												239	H	Charleston So.	8 2
												263	H	UMBC	7 5
												273	H	Rhode Island	6 2
												279	A	UNC Asheville	9 4
												279	A	UNC Asheville	1 2
												279	A	UNC Asheville	9 7
				LAST 10 GAMES											
				237	H	Presbyterian	9 3	119	A	Radford	4 5	273	H	Rhode Island	6 2
				237	H	Presbyterian	4 0	119	A	Radford	8 3	279	A	UNC Asheville	9 4
				237	H	Presbyterian	4 3	47	A	North Carolina	3 2	279	A	UNC Asheville	1 2
				31	A	Clemson	6 9	279	A	UNC Asheville	1 2	279	A	UNC Asheville	9 7
				119	A	Radford	9 3	279	A	UNC Asheville	9 4				

Non-Div. I Games:

Coastal Caro.

D  
a  
r  
t  
m  
o  
u  
t  
h

Dartmouth

Average RPI Win: 155		WON-LOST RECORD	WINNING PCT. RANK	LAST 10 GAMES	STRENGTH OF SCHEDULE	OPP. STRENGTH OF SCHEDULE	TEAM RPI	ADJ RPI	CONF. RPI	ADJ CONF. RPI	
Average RPI Loss: 119											
DIV. I ONLY		17-22-0	.4359 189	6-4-0	133	133	199	.47571 199	21	21	
DIV. I NON-CONF.		9-12-0	.42857 191	1-1-0	18	50	118	.51367 118	22	22	
<hr/>											
TOTALS		RPI 1-25	RPI 26-50		W-L RECORDS		RPI 51-100		RPI 101-150		RPI 150+
17-22-0		0-3-0	2-1-0		OVERALL		4-7-0		3-2-0		8-9-0
12-14-0		0-2-0	2-1-0		HOME		4-3-0		2-1-0		4-7-0
5-8-0		0-1-0	0-0-0		AWAY		0-4-0		1-1-0		4-2-0
0-0-0		0-0-0	0-0-0		NEUTRAL		0-0-0		0-0-0		0-0-0
9-12-0		0-3-0	2-1-0		NON-CONFERENCE		4-4-0		3-2-0		0-2-0
8-6-0		0-2-0	2-1-0		HOME		4-0-0		2-1-0		0-2-0
1-6-0		0-1-0	0-0-		AWAY		0-4-0		1-1-0		0-0-0
0-0-0		0-0-0	0-0-0		NEUTRAL		0-0-0		0-0-0		0-0-0
8-10-0		0-0-0	0-0-0		CONFERENCE		0-3-0		0-0-0		8-7-0
4-8-0		0-0-0	0-0-0		HOME		0-3-0		0-0-0		4-5-0
4-2-0		0-0-0	0-0-0		AWAY		0-0-0		0-0-0		4-2-0
0-0-0		0-0-0	0-0-0		NEUTRAL		0-0-0		0-0-0		0-0-0
RPI	S	Opponent	Score	RPI	S	Opponent	Score	RPI	S	Opponent	Score
16	A	Vanderbilt	1 2	30	H	Mercer	4 3	69	A	Memphis	1 2
16	H	Vanderbilt	4 8	30	H	Mercer	4 9	69	H	Memphis	12 5
21	H	Indiana St.	2 4	30	H	Mercer	6 5	73	H	Western Ky.	7 3
								77	H	Evansville	12 7
								86	H	Southeast Mo. St.	3 6
								86	H	Southeast Mo. St.	1 11
								86	H	Southeast Mo. St.	0 7
								87	A	Oklahoma	3 4
								87	A	Oklahoma	5 6
								87	A	Oklahoma	1 10
								88	H	Miami (OH)	9 8
				</							

Non-Div. I Games:

Belmont



Average RPI Win: 171		WON-LOST	WINNING	LAST 10	STRENGTH OF		OPP. STRENGTH	TEAM	ADJ	CONF.	ADJ CONF.
Average RPI Loss: 158		RECORD	PCT. RANK	GAMES	SCHEDULE		OF SCHEDULE	RPI	RPI	RPI	RPI
DIV. I ONLY		19-18-0	.51351	134	5-5-0		209	157	200	.47519	200
DIV. I NON-CONF.		11-12-0	.47826	164	1-1-0		150	196	188	.4798	188
TOTALS		RPI 1-25	RPI 26-50		W-L RECORDS		RPI 51-100		RPI 101-150		RPI 150+
19-18-0		0-0-0	2-1-0		OVERALL		2-1-0		1-8-0		14-8-0
14-10-0		0-0-0	1-1-0		HOME		0-0-0		1-5-0		12-4-0
4-7-0		0-0-0	1-0-0		AWAY		2-0-0		0-3-0		1-4-0
1-1-0		0-0-0	0-0-0		NEUTRAL		0-1-0		0-0-0		1-0-0
11-12-0		0-0-0	2-1-0		NON-CONFERENCE		2-1-0		1-5-0		6-5-0
7-8-0		0-0-0	1-1-0		HOME		0-0-0		1-5-0		5-2-0
3-3-0		0-0-0	1-0-		AWAY		2-0-0		0-0-0		0-3-0
1-1-0		0-0-0	0-0-0		NEUTRAL		0-1-0		0-0-0		1-0-0
8-6-0		0-0-0	0-0-0		CONFERENCE		0-0-0		0-3-0		8-3-0
7-2-0		0-0-0	0-0-0		HOME		0-0-0		0-0-0		7-2-0
1-4-0		0-0-0	0-0-0		AWAY		0-0-0		0-3-0		1-1-0
0-0-0		0-0-0	0-0-0		NEUTRAL		0-0-0		0-0-0		0-0-0
RPI S	Opponent	Score	RPI S	Opponent	Score	RPI S	Opponent	Score	RPI S	Opponent	Score
			26 A	Tennessee	2 1	57 A	Auburn	3 2	134 H	Canisius	0 2
			34 H	Bryant	6 9	60 A	Western Caro.	12 9	134 H	Canisius	2 9
			34 H	Bryant	5 4	63 N	California	0 3	134 H	Canisius	6 13
									137 A	Lipscomb	3 6
									137 A	Lipscomb	0 5
									137 A	Lipscomb	7 9
									141 H	Hartford	0 1
									141 H	Hartford	6 18
									141 H	Hartford	5 3
									160 A	Eastern Ky.	3 4
									160 H	Eastern Ky.	4 3
									166 A	Jacksonville	7 3
									166 A	Jacksonville	6 13
									169 H	Citadel	12 4
									171 H	North Florida	6 5
									171 H	North Florida	8 5
									171 H	North Florida	10 4
									178 A	Appalachian St.	6 7
									180 H	Furman	3 5
									210 H	Stetson	4 3
									210 H	Stetson	3 5
									210 H	Stetson	7 4
									230 H	Longwood	7 3
									230 H	Longwood	5 4
									230 H	Longwood	4 6
									240 H	Northern Ky.	6 3
									240 H	Northern Ky.	6 3
LAST 10 GAMES			166 A	Jacksonville	7 3	169 H	Citadel	12 4	230 H	Longwood	7 3
			166 A	Jacksonville	6 13	137 A	Lipscomb	3 6	230 H	Longwood	5 4
			171 H	North Florida	10 4	137 A	Lipscomb	0 5	230 H	Longwood	4 6
			171 H	North Florida	8 5	137 A	Lipscomb	7 9	240 H	Northern Ky.	6 3
			171 H	North Florida	6 5	178 A	Appalachian St.	6 7	240 H	Northern Ky.	6 3

Non-Div. I Games:

East Tenn. St.

RPI	S	Opponent	Score	
240	H	Northern Ky.	11	13
279	A	UNC Asheville	11	17
279	H	UNC Asheville	11	6
282	N	Ark.-Pine Bluff	7	3

East Tenn. St.

E  
a  
s  
t  
T  
e  
n  
n  
.  
S  
t  
.

E  
a  
s  
t  
T  
e  
n  
n  
.  
S  
t  
.

Average RPI Win:	188	WON-LOST RECORD	WINNING PCT. RANK	LAST 10 GAMES	STRENGTH OF SCHEDULE	OPP. STRENGTH OF SCHEDULE	TEAM RPI	ADJ RPI	CONF. RPI	ADJ CONF. RPI					
DIV. I ONLY		13-22-0	.37143	235	1-9-0	81	278	201	.47404	201	17	17			
DIV. I NON-CONF.		12-14-0	.46154	176	0-1-0	149	279	172	.48944	172	19	19			
<hr/>															
TOTALS	RPI 1-25	RPI 26-50		W-L RECORDS		RPI 51-100		RPI 101-150		RPI 150+					
13-22-0	0-0-0	0-1-0		OVERALL		1-2-0		6-12-0		6-7-0					
6-6-0	0-0-0	0-0-0		HOME		0-0-0		5-6-0		1-0-0					
3-10-0	0-0-0	0-1-0		AWAY		0-0-0		0-4-0		3-5-0					
4-6-0	0-0-0	0-0-0		NEUTRAL		1-2-0		1-2-0		2-2-0					
12-14-0	0-0-0	0-1-0		NON-CONFERENCE		1-2-0		5-4-0		6-7-0					
5-1-0	0-0-0	0-0-0		HOME		0-0-0		4-1-0		1-0-0					
3-7-0	0-0-0	0-0-		AWAY		0-0-0		0-1-0		3-5-0					
4-6-0	0-0-0	0-0-0		NEUTRAL		1-2-0		1-2-0		2-2-0					
1-8-0	0-0-0	0-0-0		CONFERENCE		0-0-0		1-8-0		0-0-0					
1-5-0	0-0-0	0-0-0		HOME		0-0-0		1-5-0		0-0-0					
0-3-0	0-0-0	0-0-0		AWAY		0-0-0		0-3-0		0-0-0					
0-0-0	0-0-0	0-0-0		NEUTRAL		0-0-0		0-0-0		0-0-0					
<hr/>															
RPI	S	Opponent	Score	RPI	S	Opponent	Score	RPI	S	Opponent	Score				
				44	A	Wake Forest	2 3	79	N	Saint Joseph's	5 4				
								79	N	Saint Joseph's	0 15				
								79	N	Saint Joseph's	2 3				
										101	H	Xavier	6 11		
										101	H	Xavier	2 8		
										101	H	Xavier	6 15		
										109	A	Towson	4 8		
										109	H	Towson	2 10		
										109	H	Towson	6 2		
										109	N	Towson	1 9		
										113	N	Iowa	10 1		
										113	N	Iowa	1 13		
										114	A	Creighton	5 16		
										114	A	Creighton	0 2		
										114	A	Creighton	4 13		
										123	H	Seton Hall	3 9		
										123	H	Seton Hall	4 5		
										123	H	Seton Hall	4 3		
										141	H	Hartford	4 3		
										141	H	Hartford	11 10		
										141	H	Hartford	6 3		
										165	N	Marshall	1 5		
										167	A	UNC Greensboro	1 7		
										167	A	UNC Greensboro	9 10		
										167	A	UNC Greensboro	3 14		
				LAST 10 GAMES											
				123	H	Seton Hall	3 9	114	A	Creighton	0 2	177	A	George Mason	5 6
				123	H	Seton Hall	4 3	177	A	George Mason	5 6	203	N	Western Mich.	4 6
				123	H	Seton Hall	4 5	101	H	Xavier	6 11	217	N	South Dakota St.	9 4
				114	A	Creighton	5 16	101	H	Xavier	2 8	217	N	South Dakota St.	7 4
				114	A	Creighton	4 13	101	H	Xavier	6 15	283	A	George Washington	6 2

**Non-Div. I Games:**

Georgetown

RPI	S	Opponent	Score	
283	H	George Washington	7	6
300	A	Grambling	5	3
300	A	Grambling	2	8
300	A	Grambling	6	1

Georgetown

G  
e  
o  
r  
g  
e  
t  
o  
w  
n

G  
e  
o  
r  
g  
e  
t  
o  
w  
n

Dayton

RPI	S	Opponent	Score	
273	H	Rhode Island	8	3
273	H	Rhode Island	1	0

Dayton

D  
a  
y  
t  
o  
n

D  
a  
y  
t  
o  
n

Average RPI Win:	195	WON-LOST	WINNING	LAST 10	STRENGTH OF	OPP. STRENGTH	TEAM	ADJ	CONF.	ADJ CONF.	
Average RPI Loss:	122	RECORD	PCT. RANK	GAMES	SCHEDULE	OF SCHEDULE	RPI	RPI	RPI	RPI	
DIV. I ONLY		14-21-0	.4215	2-8-0	222	164	203	.47394	203	19	19
DIV. I NON-CONF.		9-10-0	.47368	0-1-0	200	132	136	.50755	136	13	13
<hr/>											
TOTALS	RPI 1-25	RPI 26-50		W-L RECORDS		RPI 51-100		RPI 101-150		RPI 150+	
14-21-0	1-2-0	0-0-0		OVERALL		2-10-0		1-4-0		10-5-0	
1-3-0	0-0-0	0-0-0		HOME		0-0-0		1-2-0		0-1-0	
7-13-0	1-2-0	0-0-0		AWAY		2-7-0		0-2-0		4-2-0	
6-5-0	0-0-0	0-0-0		NEUTRAL		0-3-0		0-0-0		6-2-0	
9-10-0	1-2-0	0-0-0		NON-CONFERENCE		0-3-0		0-2-0		8-3-0	
0-0-0	0-0-0	0-0-0		HOME		0-0-0		0-0-0		0-0-0	
3-8-0	1-2-0	0-0-		AWAY		0-3-0		0-2-0		2-1-0	
6-2-0	0-0-0	0-0-0		NEUTRAL		0-0-0		0-0-0		6-2-0	
5-11-0	0-0-0	0-0-0		CONFERENCE		2-7-0		1-2-0		2-2-0	
1-3-0	0-0-0	0-0-0		HOME		0-0-0		1-2-0		0-1-0	
4-5-0	0-0-0	0-0-0		AWAY		2-4-0		0-0-0		2-1-0	
0-3-0	0-0-0	0-0-0		NEUTRAL		0-3-0		0-0-0		0-0-0	
RPI	S	Opponent	Score	RPI	S	Opponent	Score	RPI	S	Opponent	Score
25	A	Louisville	8 21					112	A	Michigan	4 12
25	A	Louisville	4 2					121	A	Michigan St.	3 11
25	A	Louisville	0 8					133	H	Bowling Green	9 12
								133	H	Bowling Green	6 2
								133	H	Bowling Green	1 3
								161	N	Boston College	5 3
								181	N	Omaha	1 3
								189	H	Akron	2 8
								201	N	Georgetown	6 4
								211	N	Maine	4 1
								222	N	Northeastern	2 1
								235	A	Butler	2 3
								235	A	Butler	11 1
								235	A	Butler	9 3
								254	N	Lehigh	4 5
								254	N	Lehigh	15 6
								278	N	St. Bonaventure	5 1
								296	A	Ohio	4 2
								296	A	Ohio	3 5
								296	A	Ohio	4 0
				LAST 10 GAMES							
								98	N	Buffalo	4 5
								98	N	Buffalo	7 8
								121	A	Michigan St.	3 11
								133	H	Bowling Green	9 12
								133	H	Bowling Green	6 2

**Non-Div. I Games:**

Western Mich.

Average RPI Win: 178		WON-LOST	WINNING	LAST 10	STRENGTH OF		OPP. STRENGTH	TEAM	ADJ	CONF.	ADJ CONF.
Average RPI Loss: 113		RECORD	PCT. RANK	GAMES	SCHEDULE		OF SCHEDULE	RPI	RPI	RPI	RPI
DIV. I ONLY		12-24-0	.33333	256	3-7-0		49	225	204	.47333	204
DIV. I NON-CONF.		8-17-0	.32	242	0-2-0		78	239	236	.45981	235
TOTALS		RPI 1-25	RPI 26-50		W-L RECORDS		RPI 51-100		RPI 101-150		RPI 150+
12-24-0		0-3-0	0-1-0		OVERALL		3-8-0		1-7-0		8-5-0
7-11-0		0-2-0	0-0-0		HOME		2-3-0		1-2-0		4-4-0
3-12-0		0-1-0	0-0-0		AWAY		1-5-0		0-5-0		2-1-0
2-1-0		0-0-0	0-1-0		NEUTRAL		0-0-0		0-0-0		2-0-0
8-17-0		0-3-0	0-1-0		NON-CONFERENCE		1-2-0		1-7-0		6-4-0
5-8-0		0-2-0	0-0-0		HOME		0-0-0		1-2-0		4-4-0
1-8-0		0-1-0	0-0-		AWAY		1-2-0		0-5-0		0-0-0
2-1-0		0-0-0	0-1-0		NEUTRAL		0-0-0		0-0-0		2-0-0
4-7-0		0-0-0	0-0-0		CONFERENCE		2-6-0		0-0-0		2-1-0
2-3-0		0-0-0	0-0-0		HOME		2-3-0		0-0-0		0-0-0
2-4-0		0-0-0	0-0-0		AWAY		0-3-0		0-0-0		2-1-0
0-0-0		0-0-0	0-0-0		NEUTRAL		0-0-0		0-0-0		0-0-0
RPI S	Opponent	Score	RPI S	Opponent	Score	RPI S	Opponent	Score	RPI S	Opponent	Score
6 A	Virginia	2 13	33 N	West Virginia	1 5	71 A	East Carolina	5 6	107 A	Virginia Tech	5 11
6 H	Virginia	3 9				71 A	East Carolina	5 2	119 A	Radford	5 14
19 H	Maryland	6 13				71 A	East Carolina	2 4	123 H	Seton Hall	4 15
						78 H	William & Mary	5 13	123 H	Seton Hall	11 3
						78 H	William & Mary	6 24	123 H	Seton Hall	4 19
						78 H	William & Mary	9 8	135 A	St. John's (NY)	4 15
						99 A	Col. of Charleston	0 5	135 A	St. John's (NY)	5 7
						99 A	Col. of Charleston	2 6	135 A	St. John's (NY)	2 4
						99 A	Col. of Charleston	2 12	165 N	Marshall	8 5
						100 H	UNC Wilmington	4 6	205 H	Binghamton	7 9
						100 H	UNC Wilmington	6 5	205 H	Binghamton	9 2
									205 H	Binghamton	11 9
									205 H	Binghamton	2 12
									212 H	Cornell	8 14
									212 H	Cornell	16 15
									212 H	Cornell	8 17
									230 H	Longwood	14 7
									237 A	Hofstra	2 5
									237 A	Hofstra	8 3
									237 A	Hofstra	9 4
									273 N	Rhode Island	8 4
LAST 10 GAMES											
99 A	Col. of Charleston	2 12	78 H	William & Mary	5 13						
99 A	Col. of Charleston	0 5	119 A	Radford	5 14						
99 A	Col. of Charleston	2 6	6 H	Virginia	3 9						
78 H	William & Mary	6 24	237 A	Hofstra	9 4						
78 H	William & Mary	9 8	237 A	Hofstra	8 3						

Non-Div. I Games:

James Madison



Average RPI Win:	204	WON-LOST	WINNING	LAST 10	STRENGTH OF	OPP. STRENGTH	TEAM	ADJ	CONF.	ADJ CONF.	
Average RPI Loss:	138	RECORD	PCT. RANK	GAMES	SCHEDULE	OF SCHEDULE	RPI	RPI	RPI	RPI	
DIV. I ONLY	12-19-0	.3871	225	1-0-0	205	193	205	.47228	205	25	25
DIV. I NON-CONF.	6-11-0	.35294	227	1-0-0	218	43	182	.48261	182	23	23
<hr/>											
TOTALS	RPI 1-25	RPI 26-50		W-L RECORDS		RPI 51-100		RPI 101-150		RPI 150+	
12-19-0	0-0-0	0-3-0		OVERALL		2-4-0		1-6-0		9-6-0	
5-3-0	0-0-0	0-0-0		HOME		0-0-0		0-1-0		5-2-0	
7-15-0	0-0-0	0-3-0		AWAY		2-3-0		1-4-0		4-1-0	
0-1-0	0-0-0	0-0-0		NEUTRAL		0-0-0		0-0-0		0-1-0	
<hr/>											
6-11-0	0-0-0	0-3-0		NON-CONFERENCE		2-4-0		0-1-0		4-3-0	
0-2-0	0-0-0	0-0-0		HOME		0-0-0		0-1-0		0-1-0	
6-9-0	0-0-0	0-0-		AWAY		2-4-0		0-0-0		4-2-0	
0-0-0	0-0-0	0-0-0		NEUTRAL		0-0-0		0-0-0		0-0-0	
<hr/>											
6-8-0	0-0-0	0-0-0		CONFERENCE		0-0-0		1-5-0		5-3-0	
5-1-0	0-0-0	0-0-0		HOME		0-0-0		0-0-0		5-1-0	
1-6-0	0-0-0	0-0-0		AWAY		0-0-0		1-5-0		0-1-0	
0-1-0	0-0-0	0-0-0		NEUTRAL		0-0-0		0-0-0		0-1-0	
<hr/>											
RPI S	Opponent	Score	RPI S	Opponent	Score	RPI S	Opponent	Score	RPI S	Opponent	Score
			46 A	Georgia	3 4	90 A	Duke	1 5	110 H	Bucknell	1 4
			46 A	Georgia	2 9	90 A	Duke	3 7	131 A	Stony Brook	1 3
			46 A	Georgia	2 6	90 A	Duke	7 6	131 A	Stony Brook	4 5
						94 A	VMI	2 4	131 A	Stony Brook	2 12
						94 A	VMI	10 2	141 A	Hartford	2 3
						94 A	VMI	1 4	141 A	Hartford	2 0
									141 A	Hartford	0 3
									204 A	James Madison	12 2
									204 A	James Madison	9 7
									204 A	James Madison	2 9
									204 A	James Madison	9 11
									211 H	Maine	7 1
									211 H	Maine	8 2
									211 H	Maine	0 3
									212 A	Cornell	7 0
									212 H	Cornell	1 6
									248 A	UMass Lowell	2 4
									248 N	UMass Lowell	2 4
									263 H	UMBC	16 3
									263 H	UMBC	7 3
									263 H	UMBC	8 4
									291 A	NJIT	10 0
<hr/>											
LAST 10 GAMES											
212 A	Cornell	7 0	131 A	Stony Brook	4 5						
211 H	Maine	8 2	131 A	Stony Brook	1 3						
211 H	Maine	7 1	212 H	Cornell	1 6						
211 H	Maine	0 3	110 H	Bucknell	1 4						
131 A	Stony Brook	2 12	263 H	UMBC	8 4						

Non-Div. I Games:

Binghamton

Average RPI Win:		162	WON-LOST RECORD		WINNING PCT. RANK		LAST 10 GAMES		STRENGTH OF SCHEDULE		OPP. STRENGTH OF SCHEDULE		TEAM RPI		ADJ RPI		CONF. RPI		ADJ CONF. RPI	
DIV. I ONLY			16-24-0		.4 215		5-5-0		112		214		206		.47153 206		21		21	
DIV. I NON-CONF.			8-14-0		.36364 219		1-1-0		137		187		250		.45211 250		22		22	
TOTALS		RPI 1-25		RPI 26-50		W-L RECORDS		RPI 51-100		RPI 101-150		RPI 150+								
16-24-0		0-1-0		0-1-0		OVERALL		3-7-0		5-6-0		8-9-0								
10-13-0		0-0-0		0-0-0		HOME		2-3-0		2-3-0		6-7-0								
5-11-0		0-1-0		0-1-0		AWAY		0-4-0		3-3-0		2-2-0								
1-0-0		0-0-0		0-0-0		NEUTRAL		1-0-0		0-0-0		0-0-0								
8-14-0		0-1-0		0-1-0		NON-CONFERENCE		2-5-0		2-3-0		4-4-0								
7-7-0		0-0-0		0-0-0		HOME		1-1-0		2-3-0		4-3-0								
0-7-0		0-1-0		0-0-		AWAY		0-4-0		0-0-0		0-1-0								
1-0-0		0-0-0		0-0-0		NEUTRAL		1-0-0		0-0-0		0-0-0								
8-10-0		0-0-0		0-0-0		CONFERENCE		1-2-0		3-3-0		4-5-0								
3-6-0		0-0-0		0-0-0		HOME		1-2-0		0-0-0		2-4-0								
5-4-0		0-0-0		0-0-0		AWAY		0-0-0		3-3-0		2-1-0								
0-0-0		0-0-0		0-0-0		NEUTRAL		0-0-0		0-0-0		0-0-0								
RPI	S	Opponent		Score		RPI	S	Opponent		Score		RPI	S	Opponent		Score				
21	A	Indiana St.		0	3	26	A	Tennessee		7	8	69	N	Memphis		5	3			
												73	A	Western Ky.		2	5			
												77	H	Evansville		7	6			
												77	H	Evansville		9	10			
												80	A	Baylor		1	15			
												80	A	Baylor		2	5			
												80	A	Baylor		1	12			
												86	H	Southeast Mo. St.		7	19			
												86	H	Southeast Mo. St.		22	4			
												86	H	Southeast Mo. St.		9	10			

Non-Div. I Games:

Austin Peay

RPI	S	Opponent	Score
262	H	Murray St.	5 8

Average RPI Win:	151	WON-LOST	WINNING	LAST 10	STRENGTH OF	OPP. STRENGTH	TEAM	ADJ	CONF.	ADJ CONF.	
Average RPI Loss:	118	RECORD	PCT. RANK	GAMES	SCHEDULE	OF SCHEDULE	RPI	RPI	RPI	RPI	
DIV. I ONLY	15-23-0	.39474	220	4-6-0	166	124	207	.47129	207	7	7
DIV. I NON-CONF.	12-11-0	.52174	136	3-0-0	155	147	148	.50264	148	8	8
<hr/>											
TOTALS	RPI 1-25	RPI 26-50		W-L RECORDS		RPI 51-100		RPI 101-150		RPI 150+	
15-23-0	0-2-0	1-3-0		OVERALL		2-5-0		6-7-0		6-6-0	
9-6-0	0-0-0	0-0-0		HOME		1-0-0		4-4-0		4-2-0	
4-12-0	0-2-0	1-3-0		AWAY		1-3-0		0-2-0		2-2-0	
2-5-0	0-0-0	0-0-0		NEUTRAL		0-2-0		2-1-0		0-2-0	
12-11-0	0-2-0	1-0-0		NON-CONFERENCE		2-2-0		4-3-0		5-4-0	
7-2-0	0-0-0	0-0-0		HOME		1-0-0		2-0-0		4-2-0	
3-4-0	0-2-0	1-0-		AWAY		1-0-0		0-2-0		1-0-0	
2-5-0	0-0-0	0-0-0		NEUTRAL		0-2-0		2-1-0		0-2-0	
3-12-0	0-0-0	0-3-0		CONFERENCE		0-3-0		2-4-0		1-2-0	
2-4-0	0-0-0	0-0-0		HOME		0-0-0		2-4-0		0-0-0	
1-8-0	0-0-0	0-3-0		AWAY		0-3-0		0-0-0		1-2-0	
0-0-0	0-0-0	0-0-0		NEUTRAL		0-0-0		0-0-0		0-0-0	
RPI	S	Opponent	Score	RPI	S	Opponent	Score	RPI	S	Opponent	Score
11	A	Kentucky	0 7	44	A	Wake Forest	5 0	67	A	Rutgers	1 3
11	A	Kentucky	4 11	50	A	UCF	4 7	67	A	Rutgers	1 4
				50	A	UCF	1 5	67	A	Rutgers	4 5
				50	A	UCF	1 7	83	N	Elon	5 6
								83	N	Elon	1 3
								88	A	Miami (OH)	7 4
								88	H	Miami (OH)	8 7

Non-Div. I Games:

Cincinnati

**Non-Div. I Games:**

Princeton

Average RPI Win: 193		WON-LOST	WINNING	LAST 10	STRENGTH OF	OPP. STRENGTH	TEAM	ADJ	CONF.	ADJ CONF.					
Average RPI Loss: 144		RECORD	PCT. RANK	GAMES	SCHEDULE	OF SCHEDULE	RPI	RPI	RPI	RPI					
DIV. I ONLY		17-19-0	.47222	165	4-6-0	269	135	210	.46904	209	11	11			
DIV. I NON-CONF.		12-13-0	.48	160	1-0-0	280	182	207	.47239	206	10	10			
<hr/>															
TOTALS		RPI 1-25		RPI 26-50		W-L RECORDS		RPI 51-100		RPI 101-150		RPI 150+			
17-19-0		0-0-0		1-0-0		OVERALL		1-7-0		3-4-0		12-8-0			
8-3-0		0-0-0		1-0-0		HOME		0-3-0		2-0-0		5-0-0			
8-14-0		0-0-0		0-0-0		AWAY		1-4-0		1-4-0		6-6-0			
1-2-0		0-0-0		0-0-0		NEUTRAL		0-0-0		0-0-0		1-2-0			
<hr/>															
12-13-0		0-0-0		1-0-0		NON-CONFERENCE		0-2-0		3-4-0		8-7-0			
6-0-0		0-0-0		1-0-0		HOME		0-0-0		2-0-0		3-0-0			
5-11-0		0-0-0		0-0-		AWAY		0-2-0		1-4-0		4-5-0			
1-2-0		0-0-0		0-0-0		NEUTRAL		0-0-0		0-0-0		1-2-0			
<hr/>															
5-6-0		0-0-0		0-0-0		CONFERENCE		1-5-0		0-0-0		4-1-0			
2-3-0		0-0-0		0-0-0		HOME		0-3-0		0-0-0		2-0-0			
3-3-0		0-0-0		0-0-0		AWAY		1-2-0		0-0-0		2-1-0			
0-0-0		0-0-0		0-0-0		NEUTRAL		0-0-0		0-0-0		0-0-0			
<hr/>															
RPI	S	Opponent	Score	RPI	S	Opponent	Score	RPI	S	Opponent	Score				
				33	H	West Virginia	8 4	74	H	Illinois	3 8	110	A	Bucknell	0 1
								74	H	Illinois	3 6	110	A	Bucknell	6 2
								74	H	Illinois	6 7	110	H	Bucknell	4 3
								75	A	Fresno St.	3 13	110	H	Bucknell	7 2
								75	A	Fresno St.	3 12	124	A	South Fla.	5 6
								84	A	Ohio St.	6 12	124	A	South Fla.	1 19
								84	A	Ohio St.	5 4	124	A	South Fla.	7 11
								84	A	Ohio St.	0 7	170	A	Santa Clara	3 6
												170	A	Santa Clara	5 10
												170	A	Santa Clara	6 5
												192	A	Purdue	6 5
												192	A	Purdue	0 4
												192	A	Purdue	2 1
												224	H	Northwestern	10 6
												224	H	Northwestern	7 3
												233	A	St. Mary's (CA)	9 6
												233	A	St. Mary's (CA)	2 6
												233	A	St. Mary's (CA)	0 4
												234	A	Gardner-Webb	4 3
												234	A	Gardner-Webb	6 4
												234	A	Gardner-Webb	3 7
												237	N	Hofstra	2 5
												237	N	Hofstra	10 4
												237	N	Hofstra	0 5
												290	H	Youngstown St.	15 2
												302	H	NYIT	8 0
												302	H	NYIT	7 3
<hr/>															
				LAST 10 GAMES											
				74	H	Illinois	6 7	84	A	Ohio St.	5 4				
				74	H	Illinois	3 8	33	H	West Virginia	8 4				
				74	H	Illinois	3 6	192	A	Purdue	0 4				
				84	A	Ohio St.	6 12	192	A	Purdue	6 5				
				84	A	Ohio St.	0 7	192	A	Purdue	2 1				

Non-Div. I Games:

Penn St.

Stetson

Stetson

RPI	S	Opponent	Score	
240	A	Northern Ky.	6	2
240	A	Northern Ky.	8	16
240	A	Northern Ky.	0	8
250	H	Siena	11	1
250	H	Siena	5	4
250	H	Siena	10	7

Stetson

S  
t  
e  
t  
s  
o  
n

S  
t  
e  
t  
s  
o  
n



<b>Non-Div. I Games:</b>	<b>Thomas (ME)</b>	<b>10</b>	<b>2</b>	<b>Me.-Farmington</b>	<b>10</b>	<b>1</b>
--------------------------	--------------------	-----------	----------	-----------------------	-----------	----------

Maine

Average RPI Win: 234		WON-LOST RECORD	WINNING PCT. RANK		LAST 10 GAMES		STRENGTH OF SCHEDULE		OPP. STRENGTH OF SCHEDULE		TEAM RPI	ADJ RPI		CONF. RPI	ADJ CONF. RPI	
Average RPI Loss: 161			15-19-0	.44118 186	0-3-0	241	254	213	.46703 212	22	22					
DIV. I ONLY		9-9-0	.5 141	0-1-0	262	273	178	.48613 178	16	16						
DIV. I NON-CONF.																
TOTALS		RPI 1-25		RPI 26-50		W-L RECORDS		RPI 51-100		RPI 101-150		RPI 150+				
15-19-0		0-0-0		0-4-0		OVERALL		0-0-0		0-4-0		15-11-0				
2-7-0		0-0-0		0-4-0		HOME		0-0-0		0-0-0		2-3-0				
13-8-0		0-0-0		0-0-0		AWAY		0-0-0		0-0-0		13-8-0				
0-4-0		0-0-0		0-0-0		NEUTRAL		0-0-0		0-4-0		0-0-0				
9-9-0		0-0-0		0-0-0		NON-CONFERENCE		0-0-0		0-4-0		9-5-0				
0-1-0		0-0-0		0-0-0		HOME		0-0-0		0-0-0		0-1-0				
9-4-0		0-0-0		0-0-		AWAY		0-0-0		0-0-0		9-4-0				
0-4-0		0-0-0		0-0-0		NEUTRAL		0-0-0		0-4-0		0-0-0				
6-10-0		0-0-0		0-4-0		CONFERENCE		0-0-0		0-0-0		6-6-0				
2-6-0		0-0-0		0-4-0		HOME		0-0-0		0-0-0		2-2-0				
4-4-0		0-0-0		0-0-0		AWAY		0-0-0		0-0-0		4-4-0				
0-0-0		0-0-0		0-0-0		NEUTRAL		0-0-0		0-0-0		0-0-0				
RPI S	Opponent	Score	RPI S	Opponent	Score	RPI S	Opponent	Score	RPI S	Opponent	Score	RPI S	Opponent	Score		
			49 H	Columbia	0 8				143 N	Sacred Heart	0 3					
			49 H	Columbia	0 2				143 N	Sacred Heart	3 5					
			49 H	Columbia	4 8				143 N	Sacred Heart	2 7					
			49 H	Columbia	0 1				143 N	Sacred Heart	1 2					
									158 A	Penn	2 9					
									158 A	Penn	9 0					
									158 A	Penn	2 11					
									158 A	Penn	2 4					
									177 A	George Mason	3 2					
									177 A	George Mason	1 2					
									198 H	Dartmouth	4 5					
									198 H	Dartmouth	3 2					
									204 A	James Madison	17 8					
									204 A	James Madison	15 16					
									204 A	James Madison	14 8					
									205 A	Binghamton	6 1					
									205 H	Binghamton	0 7					
									227 A	Yale	6 4					
									227 A	Yale	0 1					
									245 A	Brown	4 1					
									245 A	Brown	6 5					
									264 H	Harvard	6 2					
									264 H	Harvard	5 6					
									265 A	Navy	3 2					
									265 A	Navy	2 4					
									265 A	Navy	4 2					
									283 A	George Washington	8 1					
			LAST 10 GAMES													
			205 H	Binghamton	0 7	158 A	Penn	2 9	264 H	Harvard	5 6					
			49 H	Columbia	4 8	158 A	Penn	2 4	265 A	Navy	3 2					
			49 H	Columbia	0 2	158 A	Penn	2 11	265 A	Navy	2 4					
			49 H	Columbia	0 8	158 A	Penn	9 0	265 A	Navy	4 2					
			49 H	Columbia	0 1	205 A	Binghamton	6 1	283 A	George Washington	8 1					

Non-Div. I Games:

Cornell

RPI	S	Opponent	Score	
283	A	George Washington	3	4
283	A	George Washington	6	2
283	A	George Washington	4	3

Cornell

C  
o  
r  
n  
e  
l  
l

C  
o  
r  
n  
e  
l  
l

Average RPI Win:	199	WON-LOST RECORD	WINNING PCT. RANK	LAST 10 GAMES	STRENGTH OF SCHEDULE	OPP. STRENGTH OF SCHEDULE	TEAM RPI	ADJ RPI	CONF. RPI	ADJ CONF. RPI	
Average RPI Loss:	133										
DIV. I ONLY	13-23-0	.36111	241	3-7-0	115	241	209	.46702	213	21	21
DIV. I NON-CONF.	3-12-0	.2	282	1-1-0	146	245	278	.42977	281	22	22
<hr/>											
TOTALS	RPI 1-25	RPI 26-50		W-L RECORDS	RPI 51-100		RPI 101-150		RPI 150+		
13-23-0	0-0-0	0-2-0		OVERALL	0-7-0		4-5-0		9-9-0		
7-8-0	0-0-0	0-2-0		HOME	0-0-0		4-3-0		3-3-0		
5-15-0	0-0-0	0-0-0		AWAY	0-7-0		0-2-0		5-6-0		
1-0-0	0-0-0	0-0-0		NEUTRAL	0-0-0		0-0-0		1-0-0		
<hr/>											
3-12-0	0-0-0	0-2-0		NON-CONFERENCE	0-4-0		1-2-0		2-4-0		
1-2-0	0-0-0	0-2-0		HOME	0-0-0		1-0-0		0-0-0		
1-10-0	0-0-0	0-0-		AWAY	0-4-0		0-2-0		1-4-0		
1-0-0	0-0-0	0-0-0		NEUTRAL	0-0-0		0-0-0		1-0-0		
<hr/>											
10-11-0	0-0-0	0-0-0		CONFERENCE	0-3-0		3-3-0		7-5-0		
6-6-0	0-0-0	0-0-0		HOME	0-0-0		3-3-0		3-3-0		
4-5-0	0-0-0	0-0-0		AWAY	0-3-0		0-0-0		4-2-0		
0-0-0	0-0-0	0-0-0		NEUTRAL	0-0-0		0-0-0		0-0-0		
<hr/>											
RPI S	Opponent	Score	RPI S	Opponent	Score	RPI S	Opponent	Score	RPI S	Opponent	Score
			32 H	Illinois St.	3 17	66 A	Wichita St.	1 6	108 A	Ga. Southern	2 8
			32 H	Illinois St.	5 6	66 A	Wichita St.	3 7	108 A	Ga. Southern	5 14
						66 A	Wichita St.	2 21	136 H	Tennessee Tech	5 8
						77 A	Evansville	7 15	136 H	Tennessee Tech	6 10
						86 A	Southeast Mo. St.	7 8	136 H	Tennessee Tech	3 1
						86 A	Southeast Mo. St.	7 8	140 H	Bradley	6 5
						86 A	Southeast Mo. St.	1 12	145 H	Jacksonville St.	9 8
									145 H	Jacksonville St.	2 5
									145 H	Jacksonville St.	7 6
									157 A	Saint Louis	4 9
									160 A	Eastern Ky.	4 2
									160 A	Eastern Ky.	3 8
									160 A	Eastern Ky.	8 9
									163 H	Eastern Ill.	6 4
									163 H	Eastern Ill.	8 7
									163 H	Eastern Ill.	4 5
									199 H	Belmont	5 8
									199 H	Belmont	3 8
									199 H	Belmont	3 2
									260 A	New Mexico St.	1 4
									260 A	New Mexico St.	2 12
									260 A	New Mexico St.	4 3
									260 A	New Mexico St.	12 16
									262 A	Murray St.	3 1
									262 A	Murray St.	6 2
									262 A	Murray St.	8 0
									296 N	Ohio	7 3
<hr/>											
LAST 10 GAMES											
			160 A	Eastern Ky.	3 8	199 H	Belmont	3 2	260 A	New Mexico St.	12 16
			160 A	Eastern Ky.	8 9	140 H	Bradley	6 5	262 A	Murray St.	3 1
			160 A	Eastern Ky.	4 2	157 A	Saint Louis	4 9	262 A	Murray St.	6 2
			199 H	Belmont	3 8	86 A	Southeast Mo. St.	1 12	262 A	Murray St.	8 0
			199 H	Belmont	5 8	86 A	Southeast Mo. St.	7 8	296 N	Ohio	7 3

Non-Div. I Games: Maryville (MO) 6 7

SIU Edwardsville

Average RPI Win:	150	WON-LOST RECORD	WINNING PCT. RANK	LAST 10 GAMES	STRENGTH OF SCHEDULE	OPP. STRENGTH OF SCHEDULE	TEAM RPI	ADJ RPI	CONF. RPI	ADJ CONF. RPI		
DIV. I ONLY		11-24-1	.31944	265	4-6-0	70	142	214	.46688	214	10	10
DIV. I NON-CONF.		7-11-1	.39474	209	1-4-0	70	238	214	.46911	213	11	11
<hr/>												
TOTALS	RPI 1-25	RPI 26-50		W-L RECORDS		RPI 51-100		RPI 101-150		RPI 150+		
11-24-1	0-0-0	2-3-0		OVERALL		1-10-0		3-8-1		5-3-0		
8-13-1	0-0-0	1-0-0		HOME		1-9-0		2-3-1		4-1-0		
3-11-0	0-0-0	1-3-0		AWAY		0-1-0		1-5-0		1-2-0		
0-0-0	0-0-0	0-0-0		NEUTRAL		0-0-0		0-0-0		0-0-0		
<hr/>												
7-11-1	0-0-0	1-1-0		NON-CONFERENCE		1-4-0		2-3-1		3-3-0		
6-7-1	0-0-0	1-0-0		HOME		1-3-0		2-3-1		2-1-0		
1-4-0	0-0-0	0-0-		AWAY		0-1-0		0-0-0		1-2-0		
0-0-0	0-0-0	0-0-0		NEUTRAL		0-0-0		0-0-0		0-0-0		
<hr/>												
4-13-0	0-0-0	1-2-0		CONFERENCE		0-6-0		1-5-0		2-0-0		
2-6-0	0-0-0	0-0-0		HOME		0-6-0		0-0-0		2-0-0		
2-7-0	0-0-0	1-2-0		AWAY		0-0-0		1-5-0		0-0-0		
0-0-0	0-0-0	0-0-0		NEUTRAL		0-0-0		0-0-0		0-0-0		
<hr/>												
RPI	S	Opponent	Score	RPI	S	Opponent	Score	RPI	S	Opponent	Score	
				29	A	Old Dominion	2 7					
				29	A	Old Dominion	2 6					
				29	A	Old Dominion	11 4					
				35	H	VCU	5 4					
				41	A	High Point	3 4					

Non-Div. I Games:

Charlotte

Average RPI Win:	246	WON-LOST	WINNING	LAST 10	STRENGTH OF	OPP. STRENGTH	TEAM	ADJ	CONF.	ADJ CONF.	
Average RPI Loss:	167	RECORD	PCT. RANK	GAMES	SCHEDULE	OF SCHEDULE	RPI	RPI	RPI	RPI	
DIV. I ONLY	17-21-0	.44737	181	7-3-0	169	290	215	.46654	215	30	30
DIV. I NON-CONF.	7-14-0	.33333	231	4-1-0	43	283	227	.46392	226	31	30
<hr/>											
TOTALS	RPI 1-25	RPI 26-50		W-L RECORDS		RPI 51-100		RPI 101-150		RPI 150+	
17-21-0	0-0-0	0-5-0		OVERALL		0-0-0		0-4-0		17-12-0	
10-11-0	0-0-0	0-2-0		HOME		0-0-0		0-1-0		10-8-0	
7-10-0	0-0-0	0-3-0		AWAY		0-0-0		0-3-0		7-4-0	
0-0-0	0-0-0	0-0-0		NEUTRAL		0-0-0		0-0-0		0-0-0	
<hr/>											
7-14-0	0-0-0	0-5-0		NON-CONFERENCE		0-0-0		0-4-0		7-5-0	
7-6-0	0-0-0	0-2-0		HOME		0-0-0		0-1-0		7-3-0	
0-8-0	0-0-0	0-0-		AWAY		0-0-0		0-3-0		0-2-0	
0-0-0	0-0-0	0-0-0		NEUTRAL		0-0-0		0-0-0		0-0-0	
<hr/>											
10-7-0	0-0-0	0-0-0		CONFERENCE		0-0-0		0-0-0		10-7-0	
3-5-0	0-0-0	0-0-0		HOME		0-0-0		0-0-0		3-5-0	
7-2-0	0-0-0	0-0-0		AWAY		0-0-0		0-0-0		7-2-0	
0-0-0	0-0-0	0-0-0		NEUTRAL		0-0-0		0-0-0		0-0-0	
<hr/>											
RPI S	Opponent	Score	RPI S	Opponent	Score	RPI S	Opponent	Score	RPI S	Opponent	Score
			30 A	Mercer	4 12				129 A	FGCU	1 8
			30 A	Mercer	2 10				129 A	FGCU	2 15
			30 H	Mercer	0 3				129 A	FGCU	3 4
			30 H	Mercer	5 8				129 H	FGCU	6 7
			50 A	UCF	4 11				154 H	Troy	6 7
									166 A	Jacksonville	1 20
									166 H	Jacksonville	6 5
									171 H	North Florida	2 0
									173 H	Alabama St.	2 1
									173 H	Alabama St.	4 3
									210 A	Stetson	3 6
									236 A	Bethune-Cookman	5 1
									236 A	Bethune-Cookman	1 8
									236 A	Bethune-Cookman	2 4
									236 H	Bethune-Cookman	2 4
									236 H	Bethune-Cookman	5 10
									236 H	Bethune-Cookman	6 11
									261 A	N.C. A&T	4 2
									261 A	N.C. A&T	5 2
									261 A	N.C. A&T	11 7
									265 H	Navy	7 3
									265 H	Navy	0 2
									265 H	Navy	3 2
									276 A	Savannah St.	11 7
									276 A	Savannah St.	10 7
									276 A	Savannah St.	3 2
									276 H	Savannah St.	3 8
									236 A	Bethune-Cookman	5 1
									276 H	Savannah St.	3 8
LAST 10 GAMES											
			173 H	Alabama St.	2 1		276 H	Savannah St.	3 8		
			173 H	Alabama St.	4 3		171 H	North Florida	2 0		
			50 A	UCF	4 11		166 H	Jacksonville	6 5		
			276 H	Savannah St.	9 8		236 A	Bethune-Cookman	2 4		
			276 H	Savannah St.	6 5		236 A	Bethune-Cookman	5 1		

Non-Div. I Games:

Florida A&amp;M

RPI	S	Opponent	Score	
276	H	Savannah St.	6	5
276	H	Savannah St.	9	8
285	H	N.C. Central	5	6
285	H	N.C. Central	13	5
286	H	Jackson St.	7	6
286	H	Jackson St.	6	8

Florida A&M

F  
l  
o  
r  
i  
d  
a  
  
A  
&  
M

F  
l  
o  
r  
i  
d  
a  
  
A  
&  
M





Average RPI Win:	242	WON-LOST RECORD	WINNING PCT. RANK		LAST 10 GAMES	STRENGTH OF SCHEDULE		OPP. STRENGTH OF SCHEDULE		TEAM RPI	ADJ RPI		CONF. RPI	ADJ CONF. RPI							
DIV. I ONLY		18-18-0	.5	141	6-3-0	280		270		217	.4656	217	28	28							
DIV. I NON-CONF.		13-13-0	.5	141	3-2-0	281		268		216	.46814	215	28	28							
<hr/>																					
TOTALS		RPI 1-25		RPI 26-50		W-L RECORDS		RPI 51-100		RPI 101-150		RPI 150+									
18-18-0		0-0-0		0-0-0		OVERALL		1-2-0		1-2-0		16-14-0									
4-3-0		0-0-0		0-0-0		HOME		0-0-0		1-0-0		3-3-0									
11-11-0		0-0-0		0-0-0		AWAY		1-2-0		0-2-0		10-7-0									
3-4-0		0-0-0		0-0-0		NEUTRAL		0-0-0		0-0-0		3-4-0									
13-13-0		0-0-0		0-0-0		NON-CONFERENCE		1-2-0		1-2-0		11-9-0									
3-2-0		0-0-0		0-0-0		HOME		0-0-0		1-0-0		2-2-0									
7-7-0		0-0-0		0-0-		AWAY		1-2-0		0-2-0		6-3-0									
3-4-0		0-0-0		0-0-0		NEUTRAL		0-0-0		0-0-0		3-4-0									
5-5-0		0-0-0		0-0-0		CONFERENCE		0-0-0		0-0-0		5-5-0									
1-1-0		0-0-0		0-0-0		HOME		0-0-0		0-0-0		1-1-0									
4-4-0		0-0-0		0-0-0		AWAY		0-0-0		0-0-0		4-4-0									
0-0-0		0-0-0		0-0-0		NEUTRAL		0-0-0		0-0-0		0-0-0									
RPI	S	Opponent	Score	RPI	S	Opponent	Score	RPI	S	Opponent	Score	RPI	S	Opponent	Score						
								81	A	UTSA	1	5		114	A	Creighton	4	5			
								81	A	UTSA	7	6		114	A	Creighton	1	3			
								81	A	UTSA	5	8		138	H	Minnesota	13	4			
													181	A	Omaha	6	7				
													181	A	Omaha	2	10				
													183	H	Air Force	2	1				
													183	H	Air Force	1	2				
													183	H	Air Force	2	4				
													201	N	Georgetown	4	9				
													201	N	Georgetown	4	7				
													211	N	Maine	4	5				
													211	N	Maine	5	3				
													225	A	Western Ill.	5	2				
													225	A	Western Ill.	0	1				
													237	N	Presbyterian	4	1				
													258	N	Texas Southern	11	1				
													258	N	Texas Southern	0	1				
													268	A	IPFW	3	0				
													268	A	IPFW	2	12				
													268	A	IPFW	3	2				
													268	A	IPFW	11	1				
													268	H	IPFW	2	1				
													268	H	IPFW	5	9				
													270	H	North Dakota	10	9				
													272	A	Alabama A&M	4	6				
													272	A	Alabama A&M	12	5				
													272	A	Alabama A&M	11	4				
<hr/>																					
LAST 10 GAMES																					
						268 A IPFW	2	12							183 H Air Force	2	4				
						268 A IPFW	3	0							183 H Air Force	2	1				
						268 A IPFW	3	2							183 H Air Force	1	2				
						268 A IPFW	11	1							138 H Minnesota	13	4				
						270 H North Dakota	10	9							268 H IPFW	5	9				

<b>Non-Div. I Games:</b>	<b>Mt. Marty</b>	<b>16</b>	<b>3</b>	<b>Baldwin Wallace</b>	<b>11</b>	<b>9</b>
--------------------------	------------------	-----------	----------	------------------------	-----------	----------

South Dakota St.

RPI	S	Opponent	Score	
272	A	Alabama A&M	2	1
286	A	Jackson St.	10	2
286	A	Jackson St.	1	2
292	A	Chicago St.	2	1
292	A	Chicago St.	1	2
292	A	Chicago St.	10	6

South Dakota St.

S  
o  
u  
t  
h  
D  
a  
k  
o  
t  
a  
S  
t  
.

S  
o  
u  
t  
h  
D  
a  
k  
o  
t  
a  
S  
t  
.

Average RPI Win: 212		WON-LOST	WINNING	LAST 10	STRENGTH OF		OPP. STRENGTH	TEAM	ADJ	CONF.	ADJ CONF.
Average RPI Loss: 135		RECORD	PCT. RANK	GAMES	SCHEDULE		OF SCHEDULE	RPI	RPI	RPI	RPI
DIV. I ONLY		18-25-0	.4186	200	2-8-0		224	155	218	.4648	218
DIV. I NON-CONF.		9-16-0	.36	223	1-2-0		186	137	248	.45361	248
TOTALS		RPI 1-25	RPI 26-50		W-L RECORDS		RPI 51-100		RPI 101-150		RPI 150+
18-25-0	0-3-0	1-4-0		OVERALL		0-3-0		2-3-0		15-12-0	
11-8-0	0-0-0	0-0-0		HOME		0-1-0		2-3-0		9-4-0	
7-17-0	0-3-0	1-4-0		AWAY		0-2-0		0-0-0		6-8-0	
0-0-0	0-0-0	0-0-0		NEUTRAL		0-0-0		0-0-0		0-0-0	
9-16-0	0-3-0	1-1-0		NON-CONFERENCE		0-3-0		0-2-0		8-7-0	
7-6-0	0-0-0	0-0-0		HOME		0-1-0		0-2-0		7-3-0	
2-10-0	0-3-0	1-0-		AWAY		0-2-0		0-0-0		1-4-0	
0-0-0	0-0-0	0-0-0		NEUTRAL		0-0-0		0-0-0		0-0-0	
9-9-0	0-0-0	0-3-0		CONFERENCE		0-0-0		2-1-0		7-5-0	
4-2-0	0-0-0	0-0-0		HOME		0-0-0		2-1-0		2-1-0	
5-7-0	0-0-0	0-3-0		AWAY		0-0-0		0-0-0		5-4-0	
0-0-0	0-0-0	0-0-0		NEUTRAL		0-0-0		0-0-0		0-0-0	
RPI S	Opponent	Score		RPI S	Opponent	Score		RPI S	Opponent	Score	
16 A	Vanderbilt	1	9	31 A	Clemson	2	4	60 A	Western Caro.	0	8
16 A	Vanderbilt	1	4	41 A	High Point	0	6	60 H	Western Caro.	6	9
16 A	Vanderbilt	0	5	41 A	High Point	4	7	93 A	Davidson	0	3
				41 A	High Point	2	4				
				47 A	North Carolina	3	1				
				LAST 10 GAMES							
				41 A	High Point	2	4	237 A	Presbyterian	1	3
				41 A	High Point	4	7	237 A	Presbyterian	0	6
				41 A	High Point	0	6	214 H	Charlotte	5	2
				60 H	Western Caro.	6	9	252 A	USC Upstate	2	3
				237 A	Presbyterian	6	4	252 H	USC Upstate	13	5
								119 H	Radford	0	1
								261 H	N.C. A&T	8	2

Non-Div. I Games:

Winthrop

RPI	S	Opponent	Score	
279	H	UNC Asheville	6	7
279	H	UNC Asheville	4	3
279	H	UNC Asheville	4	3
298	H	Coppin St.	3	1
298	H	Coppin St.	8	4

Winthrop

W  
i  
n  
t  
h  
r  
o  
p

W  
i  
n  
t  
h  
r  
o  
p

Average RPI Win: 220		WON-LOST	WINNING	LAST 10	STRENGTH OF	OPP. STRENGTH	TEAM	ADJ	CONF.	ADJ CONF.					
Average RPI Loss: 149		RECORD	PCT. RANK	GAMES	SCHEDULE	OF SCHEDULE	RPI	RPI	RPI	RPI					
DIV. I ONLY		20-19-0	.51282	137	3-7-0	242	215	219	.46402	219	12	12			
DIV. I NON-CONF.		17-8-0	.68	46	1-1-0	294	278	220	.46595	220	14	14			
<hr/>															
TOTALS		RPI 1-25		RPI 26-50		W-L RECORDS		RPI 51-100		RPI 101-150		RPI 150+			
20-19-0		0-0-0		1-1-0		OVERALL		2-8-0		0-0-0		17-10-0			
13-11-0		0-0-0		0-0-0		HOME		1-3-0		0-0-0		12-8-0			
6-8-0		0-0-0		1-1-0		AWAY		1-5-0		0-0-0		4-2-0			
1-0-0		0-0-0		0-0-0		NEUTRAL		0-0-0		0-0-0		1-0-0			
<hr/>															
17-8-0		0-0-0		1-1-0		NON-CONFERENCE		0-1-0		0-0-0		16-6-0			
11-7-0		0-0-0		0-0-0		HOME		0-1-0		0-0-0		11-6-0			
5-1-0		0-0-0		1-0-		AWAY		0-0-0		0-0-0		4-0-0			
1-0-0		0-0-0		0-0-0		NEUTRAL		0-0-0		0-0-0		1-0-0			
<hr/>															
3-11-0		0-0-0		0-0-0		CONFERENCE		2-7-0		0-0-0		1-4-0			
2-4-0		0-0-0		0-0-0		HOME		1-2-0		0-0-0		1-2-0			
1-7-0		0-0-0		0-0-0		AWAY		1-5-0		0-0-0		0-2-0			
0-0-0		0-0-0		0-0-0		NEUTRAL		0-0-0		0-0-0		0-0-0			
<hr/>															
RPI	S	Opponent	Score	RPI	S	Opponent	Score	RPI	S	Opponent	Score				
				29	A	Old Dominion	2 15	60	A	Western Caro.	4 11	178	H	Appalachian St.	4 3
				29	A	Old Dominion	4 1	60	A	Western Caro.	1 6	178	H	Appalachian St.	4 13
								60	A	Western Caro.	4 11	178	H	Appalachian St.	5 12
								83	H	Elon	7 2	179	H	Morehead St.	3 5
								83	H	Elon	9 10	180	A	Furman	5 6
								83	H	Elon	2 12	180	A	Furman	1 5
								93	A	Davidson	3 7	202	H	Dayton	5 14
								93	A	Davidson	20 7	218	A	Winthrop	2 1
								93	A	Davidson	7 9	218	H	Winthrop	2 1
								95	H	Ball St.	4 6	230	H	Longwood	4 3
												230	H	Longwood	1 7
												230	H	Longwood	4 3
												234	A	Gardner-Webb	7 4
												234	H	Gardner-Webb	7 6
												235	H	Butler	6 2
												237	H	Presbyterian	8 7
												237	N	Presbyterian	10 6
												239	A	Charleston So.	10 4
												247	H	Fordham	5 3
												276	H	Savannah St.	4 8
												279	A	UNC Asheville	7 3
												287	H	Marist	3 8
												287	H	Marist	1 3
												287	H	Marist	12 10
												297	H	Alcorn	12 2
												297	H	Alcorn	9 4
												297	H	Alcorn	7 4
LAST 10 GAMES															
				180	A	Furman	1 5	29	A	Old Dominion	2 15	287	H	Marist	1 3
				180	A	Furman	5 6	29	A	Old Dominion	4 1	287	H	Marist	12 10
				83	H	Elon	7 2	178	H	Appalachian St.	4 3	297	H	Alcorn	12 2
				83	H	Elon	2 12	178	H	Appalachian St.	4 13	297	H	Alcorn	9 4
				83	H	Elon	9 10	178	H	Appalachian St.	5 12	297	H	Alcorn	7 4

Non-Div. I Games:

Wofford

Average RPI Win: 172		WON-LOST	WINNING	LAST 10	STRENGTH OF		OPP. STRENGTH	TEAM	ADJ	CONF.	ADJ CONF.
Average RPI Loss: 112		RECORD	PCT. RANK	GAMES	SCHEDULE		OF SCHEDULE	RPI	RPI	RPI	RPI
DIV. I ONLY		10-28-1	.26923	284	1-0-0		61	231	221	.46365	220
DIV. I NON-CONF.		4-19-1	.1875	286	1-0-0		9	253	210	.47049	209
TOTALS		RPI 1-25	RPI 26-50		W-L RECORDS		RPI 51-100		RPI 101-150		RPI 150+
10-28-1		0-7-0	1-0-0		OVERALL		1-5-1		2-10-0		6-6-0
4-7-0		0-0-0	1-0-0		HOME		1-2-0		1-2-0		1-3-0
5-13-1		0-7-0	0-0-0		AWAY		0-1-1		1-4-0		4-1-0
1-8-0		0-0-0	0-0-0		NEUTRAL		0-2-0		0-4-0		1-2-0
4-19-1		0-7-0	1-0-0		NON-CONFERENCE		0-3-1		0-6-0		3-3-0
1-1-0		0-0-0	1-0-0		HOME		0-0-0		0-0-0		0-1-0
2-10-1		0-7-0	0-0-		AWAY		0-1-1		0-2-0		2-0-0
1-8-0		0-0-0	0-0-0		NEUTRAL		0-2-0		0-4-0		1-2-0
6-9-0		0-0-0	0-0-0		CONFERENCE		1-2-0		2-4-0		3-3-0
3-6-0		0-0-0	0-0-0		HOME		1-2-0		1-2-0		1-2-0
3-3-0		0-0-0	0-0-0		AWAY		0-0-0		1-2-0		2-1-0
0-0-0		0-0-0	0-0-0		NEUTRAL		0-0-0		0-0-0		0-0-0
RPI S	Opponent	Score	RPI S	Opponent	Score	RPI S	Opponent	Score	RPI S	Opponent	Score
10 A	Cal Poly	1 10	32 H	Illinois St.	7 6	52 A	New Mexico	0 12	103 H	Central Mich.	3 1
10 A	Cal Poly	2 4				52 A	New Mexico	3 3	103 H	Central Mich.	3 5
10 A	Cal Poly	9 11				96 N	Missouri St.	0 11	103 H	Central Mich.	2 3
23 A	Oregon St.	0 2				96 N	Missouri St.	8 9	133 A	Bowling Green	9 0
23 A	Oregon St.	2 12				98 H	Buffalo	1 3	133 A	Bowling Green	3 7
23 A	Oregon St.	0 6				98 H	Buffalo	15 9	133 A	Bowling Green	1 4
23 A	Oregon St.	0 10				98 H	Buffalo	2 3	138 N	Minnesota	5 11
									138 N	Minnesota	2 3
									138 N	Minnesota	4 6
									140 A	Bradley	0 3
									140 A	Bradley	5 7
									140 N	Bradley	1 5
									187 N	Southern Ill.	1 3
									187 N	Southern Ill.	1 0
									187 N	Southern Ill.	1 2
									188 A	Valparaiso	10 6
									193 H	Toledo	4 10
									193 H	Toledo	7 0
									193 H	Toledo	4 6
									255 H	Milwaukee	2 3
									257 A	Eastern Mich.	10 2
									257 A	Eastern Mich.	5 3
									257 A	Eastern Mich.	4 8
									267 A	Ill.-Chicago	8 7
LAST 10 GAMES			188 A	Valparaiso	10 6	140 A	Bradley	0 3			
			103 H	Central Mich.	3 1	257 A	Eastern Mich.	4 8			
			103 H	Central Mich.	3 5	257 A	Eastern Mich.	5 3			
			103 H	Central Mich.	2 3	257 A	Eastern Mich.	10 2			
			140 A	Bradley	5 7	255 H	Milwaukee	2 3			

Non-Div. I Games:

Northern Ill.

[illegible]

**Non-Div. I Games:**

**Arlington Baptist**

4 2

## Arlington Baptist

7 4

## Arlington Baptist

5 2

Tex.-Pan American

RPI	S	Opponent	Score	
269	H	Incarnate Word	3	14
294	H	Prairie View	9	3
294	H	Prairie View	1	0

Tex.-Pan American

T  
e  
x  
.  
-  
P  
a  
n  
A  
m  
e  
r  
i  
c  
a  
n

T  
e  
x  
.  
-  
P  
a  
n  
A  
m  
e  
r  
i  
c  
a  
n



Average RPI Win:	198	WON-LOST	WINNING	LAST 10	STRENGTH OF	OPP. STRENGTH	TEAM	ADJ	CONF.	ADJ CONF.					
Average RPI Loss:	144	RECORD	PCT. RANK	GAMES	SCHEDULE	OF SCHEDULE	RPI	RPI	RPI	RPI					
DIV. I ONLY		15-21-0	.41667	201	2-8-0	223	189	223	.46306	222	14	14			
DIV. I NON-CONF.		11-13-0	.45833	177	0-2-0	285	223	253	.44905	253	15	15			
<hr/>															
TOTALS	RPI 1-25	RPI 26-50		W-L RECORDS		RPI 51-100		RPI 101-150		RPI 150+					
15-21-0	0-0-0	0-1-0		OVERALL		2-7-0		3-2-0		10-11-0					
6-7-0	0-0-0	0-1-0		HOME		0-3-0		2-2-0		4-1-0					
6-11-0	0-0-0	0-0-0		AWAY		2-4-0		0-0-0		4-6-0					
3-3-0	0-0-0	0-0-0		NEUTRAL		0-0-0		1-0-0		2-3-0					
11-13-0	0-0-0	0-1-0		NON-CONFERENCE		0-3-0		1-1-0		10-8-0					
4-3-0	0-0-0	0-1-0		HOME		0-0-0		0-1-0		4-1-0					
4-7-0	0-0-0	0-0-		AWAY		0-3-0		0-0-0		4-4-0					
3-3-0	0-0-0	0-0-0		NEUTRAL		0-0-0		1-0-0		2-3-0					
4-8-0	0-0-0	0-0-0		CONFERENCE		2-4-0		2-1-0		0-3-0					
2-4-0	0-0-0	0-0-0		HOME		0-3-0		2-1-0		0-0-0					
2-4-0	0-0-0	0-0-0		AWAY		2-1-0		0-0-0		0-3-0					
0-0-0	0-0-0	0-0-0		NEUTRAL		0-0-0		0-0-0		0-0-0					
RPI	S	Opponent	Score	RPI	S	Opponent	Score	RPI	S	Opponent	Score	RPI	S	Opponent	Score
				34	H	Bryant	0 3	64	A	Texas A&M	0 1	103	N	Central Mich.	7 5
								64	A	Texas A&M	2 10	109	H	Towson	1 3
								64	A	Texas A&M	2 11	109	H	Towson	7 4
								78	H	William & Mary	2 3	109	H	Towson	3 2
								78	H	William & Mary	3 5	128	H	UConn	0 2
								78	H	William & Mary	6 8	161	H	Boston College	7 0
								99	A	Col. of Charleston	5 3	172	A	Delaware	2 12
								99	A	Col. of Charleston	0 3	172	A	Delaware	7 8
								99	A	Col. of Charleston	4 3	172	A	Delaware	0 1
												186	A	Houston Baptist	5 8
												186	A	Houston Baptist	7 4
												186	A	Houston Baptist	0 7
												191	H	Fairfield	2 3
												203	N	Western Mich.	1 2
												211	N	Maine	5 6
												237	N	Presbyterian	12 11
												237	N	Presbyterian	3 4
												246	A	Villanova	5 2
												246	A	Villanova	4 1
												246	A	Villanova	3 8
												251	A	Massachusetts	3 5
												273	A	Rhode Island	6 0
												274	H	Niagara	7 0
												274	H	Niagara	6 2
												274	H	Niagara	2 1
												278	N	St. Bonaventure	7 2
LAST 10 GAMES															
				78	H	William & Mary	6 8	109	H	Towson	7 4				
				78	H	William & Mary	2 3	251	A	Massachusetts	3 5				
				78	H	William & Mary	3 5	128	H	UConn	0 2				
				109	H	Towson	3 2	172	A	Delaware	7 8				
				109	H	Towson	1 3	172	A	Delaware	2 12				

Non-Div. I Games:

Northeastern

Average RPI Win:	257	WON-LOST RECORD	WINNING PCT. RANK	LAST 10 GAMES	STRENGTH OF SCHEDULE	OPP. STRENGTH OF SCHEDULE	TEAM RPI	ADJ RPI	CONF. RPI	ADJ CONF. RPI	
DIV. I ONLY		18-16-1	.52857 132	5-5-0	284	224	224	.46208 223	20	20	
DIV. I NON-CONF.		13-9-1	.58696 97	1-0-0	300	265	224	.46475 223	21	21	
<hr/>											
TOTALS	RPI 1-25	RPI 26-50		W-L RECORDS	RPI 51-100		RPI 101-150		RPI 150+		
18-16-1	0-0-0	0-6-0		OVERALL	0-0-0		0-1-1		18-9-0		
6-7-0	0-0-0	0-4-0		HOME	0-0-0		0-0-0		6-3-0		
9-7-0	0-0-0	0-0-0		AWAY	0-0-0		0-1-0		9-6-0		
3-2-1	0-0-0	0-2-0		NEUTRAL	0-0-0		0-0-1		3-0-0		
<hr/>											
13-9-1	0-0-0	0-2-0		NON-CONFERENCE	0-0-0		0-1-1		13-6-0		
4-1-0	0-0-0	0-0-0		HOME	0-0-0		0-0-0		4-1-0		
6-6-0	0-0-0	0-0-		AWAY	0-0-0		0-1-0		6-5-0		
3-2-1	0-0-0	0-2-0		NEUTRAL	0-0-0		0-0-1		3-0-0		
<hr/>											
5-7-0	0-0-0	0-4-0		CONFERENCE	0-0-0		0-0-0		5-3-0		
2-6-0	0-0-0	0-4-0		HOME	0-0-0		0-0-0		2-2-0		
3-1-0	0-0-0	0-0-0		AWAY	0-0-0		0-0-0		3-1-0		
0-0-0	0-0-0	0-0-0		NEUTRAL	0-0-0		0-0-0		0-0-0		
<hr/>											
RPI S	Opponent	Score	RPI S	Opponent	Score	RPI S	Opponent	Score	RPI S	Opponent	Score
			32 N	Illinois St.	4 13				110 N	Bucknell	0 0
			32 N	Illinois St.	0 2				135 A	St. John's (NY)	5 8
			34 H	Bryant	1 3				162 A	Lamar	1 10
			34 H	Bryant	0 7				162 A	Lamar	1 3
			34 H	Bryant	6 7				162 A	Lamar	4 11
			34 H	Bryant	4 8				162 A	Lamar	4 9
			196 H	Wagner	2 6				196 H	Wagner	2 4
			196 H	Wagner	7 3				196 H	Wagner	11 1
			216 A	Mt. St. Mary's	2 6				216 A	Mt. St. Mary's	23 11
			216 A	Mt. St. Mary's	12 5				216 A	Mt. St. Mary's	16 9
			224 N	Northwestern	9 4				227 N	Yale	10 7
			259 H	Saint Peter's	11 5				269 A	Incarnate Word	5 3
			269 A	Incarnate Word	9 2				269 A	Incarnate Word	1 5
			269 A	Incarnate Word	9 7				284 A	Iona	7 4
LAST 10 GAMES			216 A	Mt. St. Mary's	12 5	289 N	North Dakota St.	13 2			
			34 H	Bryant	6 7	216 A	Mt. St. Mary's	2 6	291 H	NJIT	6 5
			34 H	Bryant	1 3	216 A	Mt. St. Mary's	16 9	291 H	NJIT	11 10
			34 H	Bryant	0 7	284 A	Iona	7 4	302 A	NYIT	12 10
			34 H	Bryant	4 8	196 H	Wagner	11 1	302 A	NYIT	10 3
			216 A	Mt. St. Mary's	23 11						

**Non-Div. I Games:**

LIU Brooklyn

RPI	S	Opponent	Score	
302	H	NYIT	6	10
302	H	NYIT	13	0

LIU Brooklyn

L  
I  
U  
B  
r  
o  
o  
k  
l  
y  
n

L  
I  
U  
B  
r  
o  
o  
k  
l  
y  
n

Average RPI Win: 173		WON-LOST	WINNING	LAST 10	STRENGTH OF		OPP. STRENGTH	TEAM	ADJ		CONF.	ADJ CONF.	
Average RPI Loss: 123		RECORD	PCT. RANK	GAMES	SCHEDULE		OF SCHEDULE	RPI	RPI		RPI	RPI	
DIV. I ONLY		10-25-0	.28571	278	6-4-0		91	228	225	.46164	224	11	11
DIV. I NON-CONF.		6-15-0	.28571	263	3-0-0		133	264	232	.46119	231	10	10
TOTALS		RPI 1-25	RPI 26-50		W-L RECORDS		RPI 51-100		RPI 101-150		RPI 150+		
10-25-0	0-0-0	0-0-0		OVERALL		2-10-0		3-10-0		5-5-0			
3-7-0	0-0-0	0-0-0		HOME		0-3-0		2-4-0		1-0-0			
5-12-0	0-0-0	0-0-0		AWAY		2-4-0		1-5-0		2-3-0			
2-6-0	0-0-0	0-0-0		NEUTRAL		0-3-0		0-1-0		2-2-0			
6-15-0	0-0-0	0-0-0		NON-CONFERENCE		0-6-0		1-6-0		5-3-0			
1-0-0	0-0-0	0-0-0		HOME		0-0-0		0-0-0		1-0-0			
3-9-0	0-0-0	0-0-		AWAY		0-3-0		1-5-0		2-1-0			
2-6-0	0-0-0	0-0-0		NEUTRAL		0-3-0		0-1-0		2-2-0			
4-10-0	0-0-0	0-0-0		CONFERENCE		2-4-0		2-4-0		0-2-0			
2-7-0	0-0-0	0-0-0		HOME		0-3-0		2-4-0		0-0-0			
2-3-0	0-0-0	0-0-0		AWAY		2-1-0		0-0-0		0-2-0			
0-0-0	0-0-0	0-0-0		NEUTRAL		0-0-0		0-0-0		0-0-0			
RPI	S	Opponent	Score	RPI	S	Opponent	Score	RPI	S	Opponent	Score		
						54 A Nebraska	9 10	110 N Bucknell		5 6			
						54 A Nebraska	3 2	113 H Iowa		0 5			
						54 A Nebraska	2 1	113 H Iowa		1 8			
						58 N Kansas	10 14	113 H Iowa		14 13			
						68 A Southern California	6 13	124 A South Fla.		6 4			
						68 A Southern California	1 2	124 A South Fla.		0 7			
						68 A Southern California	3 4	124 A South Fla.		2 4			
						74 H Illinois	2 6	136 A Tennessee Tech		6 8			
						74 H Illinois	0 1	136 A Tennessee Tech		2 12			
						74 H Illinois	0 13	136 A Tennessee Tech		7 11			
						77 N Evansville	4 6	138 H Minnesota		1 5			
						95 N Ball St.	4 5	138 H Minnesota		4 3			
								138 H Minnesota		1 2			
								181 N Omaha		8 5			
								188 H Valparaiso		12 5			
								209 A Penn St.		3 7			
								209 A Penn St.		6 10			
								211 N Maine		4 8			
								223 N LIU Brooklyn		4 9			
								257 A Eastern Mich.		8 9			
								292 A Chicago St.		4 2			
								292 A Chicago St.		6 1			
								295 N Mississippi Val.		12 4			
LAST 10 GAMES													
						54 A Nebraska	3 2	113 H Iowa		0 5			
						54 A Nebraska	9 10	113 H Iowa		1 8			
						54 A Nebraska	2 1	113 H Iowa		14 13			
						292 A Chicago St.	4 2	188 H Valparaiso		12 5			
						292 A Chicago St.	6 1	74 H Illinois		0 1			

Non-Div. I Games:

Northwestern

Average RPI Win: 227		WON-LOST	WINNING	LAST 10	STRENGTH OF		OPP. STRENGTH	TEAM	ADJ	CONF.	ADJ CONF.
Average RPI Loss: 141		RECORD	PCT. RANK	GAMES	SCHEDULE		OF SCHEDULE	RPI	RPI	RPI	RPI
DIV. I ONLY		11-21-0	.34375	249	5-4-0		188	263	220	.46153	225
DIV. I NON-CONF.		3-15-0	.16667	289	1-0-0		68	63	239	.45557	242
TOTALS		RPI 1-25	RPI 26-50		W-L RECORDS		RPI 51-100		RPI 101-150		RPI 150+
11-21-0		0-5-0	0-2-0		OVERALL		1-2-0		1-3-0		9-9-0
3-1-0		0-0-0	0-0-0		HOME		0-0-0		0-0-0		3-1-0
7-15-0		0-5-0	0-2-0		AWAY		1-2-0		1-1-0		5-5-0
1-5-0		0-0-0	0-0-0		NEUTRAL		0-0-0		0-2-0		1-3-0
3-15-0		0-5-0	0-2-0		NON-CONFERENCE		1-2-0		1-3-0		1-3-0
0-0-0		0-0-0	0-0-0		HOME		0-0-0		0-0-0		0-0-0
2-10-0		0-5-0	0-0-		AWAY		1-2-0		1-1-0		0-0-0
1-5-0		0-0-0	0-0-0		NEUTRAL		0-0-0		0-2-0		1-3-0
8-6-0		0-0-0	0-0-0		CONFERENCE		0-0-0		0-0-0		8-6-0
3-1-0		0-0-0	0-0-0		HOME		0-0-0		0-0-0		3-1-0
5-5-0		0-0-0	0-0-0		AWAY		0-0-0		0-0-0		5-5-0
0-0-0		0-0-0	0-0-0		NEUTRAL		0-0-0		0-0-0		0-0-0
RPI S	Opponent	Score	RPI S	Opponent	Score	RPI S	Opponent	Score	RPI S	Opponent	Score
21 A	Indiana St.	2 4	32 A	Illinois St.	2 11	77 A	Evansville	0 1	113 A	Iowa	8 6
21 A	Indiana St.	5 8	32 A	Illinois St.	3 5	77 A	Evansville	0 1	132 A	Nicholls St.	1 2
21 A	Indiana St.	4 7				77 A	Evansville	12 1	150 N	La.-Monroe	2 6
25 A	Louisville	0 8							150 N	La.-Monroe	5 6
25 A	Louisville	2 5							181 A	Omaha	2 0
									181 A	Omaha	3 7
									187 N	Southern Ill.	3 10
									217 H	South Dakota St.	1 0
									217 H	South Dakota St.	2 5
									235 N	Butler	0 2
									235 N	Butler	5 10
									235 N	Butler	11 2
									268 A	IPFW	11 9
									268 A	IPFW	3 0
									268 A	IPFW	8 9
									268 A	IPFW	21 14
									289 A	North Dakota St.	2 4
									289 A	North Dakota St.	3 6
									289 A	North Dakota St.	2 8
									289 A	North Dakota St.	6 5
									289 H	North Dakota St.	4 3
									289 H	North Dakota St.	9 8
LAST 10 GAMES											
			289 A	North Dakota St.	3 6		268 A	IPFW	11 9		
			289 A	North Dakota St.	2 4		268 A	IPFW	21 14		
			289 A	North Dakota St.	6 5		268 A	IPFW	8 9		
			289 A	North Dakota St.	2 8		268 A	IPFW	3 0		
			113 A	Iowa	8 6		181 A	Omaha	2 0		

Non-Div. I Games: Ill.-Springfield 10 17

Western Ill.

Quinnipiac

Quinnipiac

Average RPI Win: 180		WON-LOST RECORD	WINNING PCT. RANK	LAST 10 GAMES	STRENGTH OF SCHEDULE	OPP. STRENGTH OF SCHEDULE	TEAM RPI	ADJ RPI		CONF. RPI	ADJ CONF. RPI												
Average RPI Loss: 175																							
DIV. I ONLY		16-19-0	.45714 176	5-5-0	244	198	227	.45996	227	22	22												
DIV. I NON-CONF.		7-12-0	.36842 217	1-1-0	195	199	242	.45633	240	16	16												
<hr/>																							
TOTALS		RPI 1-25		RPI 26-50		W-L RECORDS		RPI 51-100		RPI 101-150		RPI 150+											
16-19-0		1-2-0		2-0-0		OVERALL		0-0-0		2-3-0		11-14-0											
9-7-0		0-0-0		0-0-0		HOME		0-0-0		1-0-0		8-7-0											
6-10-0		1-2-0		2-0-0		AWAY		0-0-0		0-2-0		3-6-0											
1-2-0		0-0-0		0-0-0		NEUTRAL		0-0-0		1-1-0		0-1-0											
7-12-0		1-2-0		0-0-0		NON-CONFERENCE		0-0-0		2-3-0		4-7-0											
3-5-0		0-0-0		0-0-0		HOME		0-0-0		1-0-0		2-5-0											
3-5-0		1-2-0		0-0-		AWAY		0-0-0		0-2-0		2-1-0											
1-2-0		0-0-0		0-0-0		NEUTRAL		0-0-0		1-1-0		0-1-0											
9-7-0		0-0-0		2-0-0		CONFERENCE		0-0-0		0-0-0		7-7-0											
6-2-0		0-0-0		0-0-0		HOME		0-0-0		0-0-0		6-2-0											
3-5-0		0-0-0		2-0-0		AWAY		0-0-0		0-0-0		1-5-0											
0-0-0		0-0-0		0-0-0		NEUTRAL		0-0-0		0-0-0		0-0-0											
RPI	S	Opponent		Score		RPI	S	Opponent		Score		RPI	S	Opponent		Score							
13	A	LSU		0	19	49	A	Columbia		3	0	110	N	Bucknell		13	5						
13	A	LSU		8	7	49	A	Columbia		4	1	128	A	UConn		1	14						
13	A	LSU		0	3							133	N	Bowling Green		4	5						
												141	A	Hartford		6	8						
												143	H	Sacred Heart		5	2						
												158	A	Penn		9	11						
												158	A	Penn		1	6						
												191	H	Fairfield		2	6						
												191	H	Fairfield		5	10						
												198	A	Dartmouth		3	12						
												198	A	Dartmouth		2	8						
												198	A	Dartmouth		6	0						
												198	A	Dartmouth		2	4						
												208	H	Princeton		4	2						
												208	H	Princeton		2	1						
												210	A	Stetson		15	4						
												210	A	Stetson		1	11						
												210	A	Stetson		10	2						
												212	H	Cornell		1	0						
												212	H	Cornell		4	6						
												223	N	LIU Brooklyn		7	10						
												229	H	Holy Cross		3	8						
												229	H	Holy Cross		4	3						
												229	H	Holy Cross		6	16						
												229	H	Holy Cross		3	10						
												248	H	UMass Lowell		1	0						
												264	H	Harvard		2	6						
<hr/>																							
LAST 10 GAMES																							
264		H		Harvard		1	0	198		A		Dartmouth		2	4	229		H		Holy Cross		4	3
264		H		Harvard		7	6	198		A		Dartmouth		6	0	229		H		Holy Cross		6	16
264		H		Harvard		2	6	198		A		Dartmouth		3	12	229		H		Holy Cross		3	10
264		H		Harvard		8	2	198		A		Dartmouth		2	8	248		H		UMass Lowell		1	0
143		H		Sacred Heart		5	2	191		H		Fairfield		5	10	264		H		Harvard		2	6

Non-Div. I Games: Ave Maria 3 1

Yale

RPI	S	Opponent	Score	
264	H	Harvard	8	2
264	H	Harvard	7	6
264	H	Harvard	1	0

Yale

Y  
a  
l  
e

Y  
a  
l  
e



Average RPI Win: 220		WON-LOST	WINNING	LAST 10	STRENGTH OF		OPP. STRENGTH	TEAM	ADJ	CONF.	ADJ CONF.
Average RPI Loss: 156		RECORD	PCT. RANK	GAMES	SCHEDULE		OF SCHEDULE	RPI	RPI	RPI	RPI
DIV. I ONLY		16-18-0	.47059	170	5-4-0		277	170	228	.45986	228
DIV. I NON-CONF.		9-12-0	.42857	191	1-0-0		255	71	212	.47029	211
TOTALS		RPI 1-25	RPI 26-50		W-L RECORDS		RPI 51-100		RPI 101-150		RPI 150+
16-18-0		1-4-0	0-0-0		OVERALL		0-0-0		0-6-0		15-8-0
8-4-0		1-2-0	0-0-0		HOME		0-0-0		0-0-0		7-2-0
8-11-0		0-2-0	0-0-0		AWAY		0-0-0		0-3-0		8-6-0
0-3-0		0-0-0	0-0-0		NEUTRAL		0-0-0		0-3-0		0-0-0
9-12-0		1-4-0	0-0-0		NON-CONFERENCE		0-0-0		0-3-0		8-5-0
2-4-0		1-2-0	0-0-0		HOME		0-0-0		0-0-0		1-2-0
7-5-0		0-2-0	0-0-		AWAY		0-0-0		0-0-0		7-3-0
0-3-0		0-0-0	0-0-0		NEUTRAL		0-0-0		0-3-0		0-0-0
7-6-0		0-0-0	0-0-0		CONFERENCE		0-0-0		0-3-0		7-3-0
6-0-0		0-0-0	0-0-0		HOME		0-0-0		0-0-0		6-0-0
1-6-0		0-0-0	0-0-0		AWAY		0-0-0		0-3-0		1-3-0
0-0-0		0-0-0	0-0-0		NEUTRAL		0-0-0		0-0-0		0-0-0
RPI S	Opponent	Score		RPI S	Opponent	Score		RPI S	Opponent	Score	
10 H	Cal Poly	0	4					147 A	Sacramento St.	1	8
10 H	Cal Poly	15	14					147 A	Sacramento St.	3	4
10 H	Cal Poly	1	2					147 A	Sacramento St.	3	4
22 A	Oregon	2	10					149 N	BYU	3	7
22 A	Oregon	3	4					149 N	BYU	2	8
								149 N	BYU	2	4
								176 A	UC Davis	3	4
								176 A	UC Davis	4	3
								176 A	UC Davis	17	5
								176 A	UC Davis	2	1
								195 A	Cal St. Northridge	4	2
								195 A	Cal St. Northridge	3	4
								195 A	Cal St. Northridge	4	2
								195 A	Cal St. Northridge	4	14
								221 H	Tex.-Pan American	4	3
								221 H	Tex.-Pan American	13	8
								221 H	Tex.-Pan American	6	5
								256 A	Portland	7	3
								256 A	Portland	9	4
								256 H	Portland	0	6
								256 H	Portland	5	4
								256 H	Portland	2	6
								260 A	New Mexico St.	3	5
								260 A	New Mexico St.	5	6
								260 A	New Mexico St.	9	3
								260 A	New Mexico St.	4	7
								147 A	Sacramento St.	3	4
								147 A	Sacramento St.	3	4
								299 H	Northern Colo.	6	0
								299 H	Northern Colo.	4	3
								299 H	Northern Colo.	3	1
								260 A	New Mexico St.	3	4
								299 H	Northern Colo.	6	0

Non-Div. I Games: Concordia (OR) 5 2

Seattle

RPI	S	Opponent	Score	
299	H	Northern Colo.	3	1
299	H	Northern Colo.	4	3

Seattle

S  
e  
a  
t  
t  
l  
e

S  
e  
a  
t  
t  
l  
e

Average RPI Win:	208	WON-LOST RECORD	WINNING PCT. RANK	LAST 10 GAMES	STRENGTH OF SCHEDULE	OPP. STRENGTH OF SCHEDULE	TEAM RPI	ADJ RPI	CONF. RPI	ADJ CONF. RPI		
DIV. I ONLY		11-27-0	.28947	276	1-9-0	111	288	229	.45955	229	24	24
DIV. I NON-CONF.		8-16-0	.33333	231	1-1-0	89	276	175	.48893	175	26	26
<hr/>												
TOTALS	RPI 1-25	RPI 26-50		W-L RECORDS		RPI 51-100		RPI 101-150		RPI 150+		
11-27-0	0-0-0	2-2-0		OVERALL		0-0-0		0-12-0		9-13-0		
3-7-0	0-0-0	0-0-0		HOME		0-0-0		0-5-0		3-2-0		
8-20-0	0-0-0	2-2-0		AWAY		0-0-0		0-7-0		6-11-0		
0-0-0	0-0-0	0-0-0		NEUTRAL		0-0-0		0-0-0		0-0-0		
8-16-0	0-0-0	2-2-0		NON-CONFERENCE		0-0-0		0-8-0		6-6-0		
2-2-0	0-0-0	0-0-0		HOME		0-0-0		0-1-0		2-1-0		
6-14-0	0-0-0	2-0-		AWAY		0-0-0		0-7-0		4-5-0		
0-0-0	0-0-0	0-0-0		NEUTRAL		0-0-0		0-0-0		0-0-0		
3-11-0	0-0-0	0-0-0		CONFERENCE		0-0-0		0-4-0		3-7-0		
1-5-0	0-0-0	0-0-0		HOME		0-0-0		0-4-0		1-1-0		
2-6-0	0-0-0	0-0-0		AWAY		0-0-0		0-0-0		2-6-0		
0-0-0	0-0-0	0-0-0		NEUTRAL		0-0-0		0-0-0		0-0-0		
RPI	S	Opponent	Score	RPI	S	Opponent	Score	RPI	S	Opponent	Score	
				40	A	Mississippi St.	2 6					
				40	A	Mississippi St.	6 1					
				40	A	Mississippi St.	7 6					
				40	A	Mississippi St.	4 8					
								108	A	Ga. Southern	1 3	
								108	A	Ga. Southern	1 7	
								108	A	Ga. Southern	2 6	
								108	A	Ga. Southern	8 9	
								135	A	St. John's (NY)	3 5	
								135	A	St. John's (NY)	3 4	
								135	A	St. John's (NY)	3 9	
								141	H	Hartford	6 8	
								146	H	Army	1 5	
								146	H	Army	0 1	
								146	H	Army	0 3	
								146	H	Army	1 5	
								159	H	Central Conn. St.	4 6	
								198	A	Dartmouth	7 8	
								227	A	Yale	10 3	
								227	A	Yale	8 3	
								227	A	Yale	16 6	
								227	A	Yale	3 4	
								231	H	Lafayette	2 3	
								231	H	Lafayette	6 5	
								239	A	Charleston So.	0 1	
								239	A	Charleston So.	7 1	
								239	A	Charleston So.	4 10	
								239	A	Charleston So.	7 12	
								245	H	Brown	9 0	
								254	A	Lehigh	0 1	
								254	A	Lehigh	0 3	
								254	A	Lehigh	0 1	
								254	A	Lehigh	0 3	
								198	A	Dartmouth	7 8	
								254	A	Lehigh	0 3	
								254	A	Lehigh	0 3	
								254	A	Lehigh	0 3	
								254	A	Lehigh	0 3	
								254	A	Lehigh	0 3	
								254	A	Lehigh	0 3	
								254	A	Lehigh	0 3	
								254	A	Lehigh	0 3	
								254	A	Lehigh	0 3	
								254	A	Lehigh	0 3	
								254	A	Lehigh	0 3	
								254	A	Lehigh	0 3	
								254	A	Lehigh	0 3	
								254	A	Lehigh	0 3	
								254	A	Lehigh	0 3	
								254	A	Lehigh	0 3	
								254	A	Lehigh	0 3	
								254	A	Lehigh	0 3	
								254	A	Lehigh	0 3	
								254	A	Lehigh	0 3	
								254	A	Lehigh	0 3	
								254	A	Lehigh	0 3	
								254	A	Lehigh	0 3	
								254	A	Lehigh	0 3	
								254	A	Lehigh	0 3	
								254	A	Lehigh	0 3	
								254	A	Lehigh	0 3	
								254	A	Lehigh	0 3	
								254	A	Lehigh	0 3	
								254	A	Lehigh	0 3	
								254	A	Lehigh	0 3	
								254	A	Lehigh	0 3	
								254	A	Lehigh	0 3	
								254	A	Lehigh	0 3	
								254	A	Lehigh	0 3	
								254	A	Lehigh	0 3	
								254	A	Lehigh	0 3	
								254	A	Lehigh	0 3	
								254	A	Lehigh	0 3	
								254	A	Lehigh	0 3	
								254	A	Lehigh	0 3	
								254	A	Lehigh	0 3	
								254	A	Lehigh	0 3	
								254	A	Lehigh	0 3	
								254	A	Lehigh	0 3	
								254	A	Lehigh	0 3	
								254	A	Lehigh	0 3	
								254	A	Lehigh	0 3	
								254	A	Lehigh	0 3	
								254	A	Lehigh	0 3	
								254	A	Lehigh	0 3	
								254	A	Lehigh	0 3	
								254	A	Lehigh	0 3	
								254	A	Lehigh	0 3	

Non-Div. I Games:

Holy Cross

Holy Cross

Longwood

Longwood

RPI	S	Opponent	Score	
287	H	Marist	16	4
296	H	Ohio	1	0
296	H	Ohio	5	2
296	H	Ohio	1	9
296	H	Ohio	7	1

Longwood

L  
o  
n  
g  
w  
o  
o  
d

L  
o  
n  
g  
w  
o  
o  
d

L  
a  
f  
a  
y  
e  
t  
t  
e

Lafayette

Average RPI Win:	145	WON-LOST	WINNING	LAST 10	STRENGTH OF	OPP. STRENGTH	TEAM	ADJ	CONF.	ADJ CONF.	
Average RPI Loss:	101	RECORD	PCT. RANK	GAMES	SCHEDULE	OF SCHEDULE	RPI	RPI	RPI	RPI	
DIV. I ONLY	10-27-0	.27027	283	1-9-0	63	144	232	.45661	232	10	10
DIV. I NON-CONF.	6-10-0	.375	214	0-1-0	111	235	230	.46266	229	11	11
<hr/>											
TOTALS	RPI 1-25	RPI 26-50		W-L RECORDS		RPI 51-100		RPI 101-150		RPI 150+	
10-27-0	0-0-0	1-2-0		OVERALL		2-13-0		4-8-0		3-4-0	
7-16-0	0-0-0	1-2-0		HOME		1-5-0		3-6-0		2-3-0	
3-11-0	0-0-0	0-0-0		AWAY		1-8-0		1-2-0		1-1-0	
0-0-0	0-0-0	0-0-0		NEUTRAL		0-0-0		0-0-0		0-0-0	
<hr/>											
6-10-0	0-0-0	0-0-0		NON-CONFERENCE		1-2-0		3-6-0		2-2-0	
4-7-0	0-0-0	0-0-0		HOME		0-0-0		3-6-0		1-1-0	
2-3-0	0-0-0	0-0-		AWAY		1-2-0		0-0-0		1-1-0	
0-0-0	0-0-0	0-0-0		NEUTRAL		0-0-0		0-0-0		0-0-0	
<hr/>											
4-17-0	0-0-0	1-2-0		CONFERENCE		1-11-0		1-2-0		1-2-0	
3-9-0	0-0-0	1-2-0		HOME		1-5-0		0-0-0		1-2-0	
1-8-0	0-0-0	0-0-0		AWAY		0-6-0		1-2-0		0-0-0	
0-0-0	0-0-0	0-0-0		NEUTRAL		0-0-0		0-0-0		0-0-0	
<hr/>											
RPI	S	Opponent	Score	RPI	S	Opponent	Score	RPI	S	Opponent	Score
				29	H	Old Dominion	6 8	56	H	FIU	4 2
				29	H	Old Dominion	9 6	56	H	FIU	0 3
				29	H	Old Dominion	2 7	56	H	FIU	2 7
								64	A	Texas A&M	3 5
								64	A	Texas A&M	5 6
								64	A	Texas A&M	5 1
								70	A	Southern Miss.	0 1
								70	A	Southern Miss.	3 8
								70	A	Southern Miss.	0 2
								81	A	UTSA	3 6
								81	A	UTSA	1 10
								81	A	UTSA	2 3
								89	H	UAB	4 7
								89	H	UAB	2 4
								89	H	UAB	1 8
										115	H Southeastern La.
										115	H Southeastern La.
										115	H Southeastern La.
										127	A Fla. Atlantic
										127	A Fla. Atlantic
										127	A Fla. Atlantic
										138	H Minnesota
										138	H Minnesota
										138	H Minnesota
										139	H McNeese St.
										139	H McNeese St.
										144	H Northwestern St.
										153	A UALR
										153	H UALR
										184	H Tulane
										184	H Tulane
										184	H Tulane
										300	A Grambling
										300	H Grambling
<hr/>											
LAST 10 GAMES											
				70	A	Southern Miss.	3 8	56	H	FIU	0 3
				70	A	Southern Miss.	0 1	56	H	FIU	2 7
				70	A	Southern Miss.	0 2	89	H	UAB	4 7
				153	A	UALR	6 7	89	H	UAB	2 4
				56	H	FIU	4 2	89	H	UAB	1 8

Non-Div. I Games:

Louisiana Tech



[illegible]

**Non-Div. I Games:**

St. Mary's (CA)

Average RPI Win:		203	WON-LOST RECORD		WINNING PCT. RANK		LAST 10 GAMES		STRENGTH OF SCHEDULE		OPP. STRENGTH OF SCHEDULE		TEAM RPI		ADJ RPI		CONF. RPI		ADJ CONF. RPI	
DIV. I ONLY			15-22-0		.40541 209		5-4-0		216		203		234		.45453 234		18		18	
DIV. I NON-CONF.			8-11-0		.42105 196		1-0-0		231		204		225		.46457 224		20		20	
TOTALS		RPI 1-25		RPI 26-50		W-L RECORDS		RPI 51-100		RPI 101-150		RPI 150+								
15-22-0		0-2-0		0-2-0		OVERALL		1-4-0		2-2-0		12-12-0								
8-11-0		0-2-0		0-0-0		HOME		1-2-0		0-0-0		7-7-0								
7-9-0		0-0-0		0-1-0		AWAY		0-1-0		2-2-0		5-5-0								
0-2-0		0-0-0		0-1-0		NEUTRAL		0-1-0		0-0-0		0-0-0								
8-11-0		0-0-0		0-1-0		NON-CONFERENCE		0-2-0		2-2-0		6-6-0								
3-5-0		0-0-0		0-0-0		HOME		0-0-0		0-0-0		3-5-0								
5-5-0		0-0-0		0-0-		AWAY		0-1-0		2-2-0		3-1-0								
0-1-0		0-0-0		0-0-0		NEUTRAL		0-1-0		0-0-0		0-0-0								
7-11-0		0-2-0		0-1-0		CONFERENCE		1-2-0		0-0-0		6-6-0								
5-6-0		0-2-0		0-0-0		HOME		1-2-0		0-0-0		4-2-0								
2-4-0		0-0-0		0-0-0		AWAY		0-0-0		0-0-0		2-4-0								
0-1-0		0-0-0		0-1-0		NEUTRAL		0-0-0		0-0-0		0-0-0								
RPI	S	Opponent		Score		RPI	S	Opponent		Score		RPI	S	Opponent		Score				
20	H	Liberty		1 4		41	N	High Point		1 2		79	N	Saint Joseph's		4 5				
20	H	Liberty		1 5		47	A	North Carolina		1 7		83	A	Elon		0 5				
												94	H	VMI		5 2				
												94	H	VMI		2 6				
												94	H	VMI		3 9				
												122	A	Kennesaw St.		1 2				
												122	A	Kennesaw St.		6 10				
												122	A	Kennesaw St.		8 4				
												122	A	Kennesaw St.		3 0				
												180	A	Furman		7 6				
												180	A	Furman		15 3				
												180	H	Furman		3 2				
												209	H	Penn St.		3 4				
												209	H	Penn St.		4 6				
												209	H	Penn St.		7 3				
												218	H	Winthrop		8 0				
												218	H	Winthrop		3 7				
												218	H	Winthrop		2 3				
												219	A	Wofford		6 7				
												219	H	Wofford		4 7				
												230	H	Longwood		4 3				
												230	H	Longwood		9 8				
												230	H	Longwood		6 1				
												239	A	Charleston So.		3 5				
												239	A	Charleston So.		4 11				
												239	A	Charleston So.		18 7				
								LAST 10 GAMES				252	A	USC Upstate		8 4				
												252	H	USC Upstate		5 7				
												279	A	UNC Asheville		1 5				
												279	A	UNC Asheville		7 6				
												279	A	UNC Asheville		3 4				
												94	H	VMI		2 6				
												280	H	Rider		2 3				

<b>Non-Div. I Games:</b>	<b>Brevard</b>	<b>9</b>	<b>0</b>
--------------------------	----------------	----------	----------

Gardner-Webb

RPI	S	Opponent	Score	
280	H	Rider	5	0

Gardner-Webb

G  
a  
r  
d  
n  
e  
r  
-  
W  
e  
b  
b

G  
a  
r  
d  
n  
e  
r  
-  
W  
e  
b  
b



Average RPI Win: 205		WON-LOST RECORD		WINNING PCT. RANK		LAST 10 GAMES		STRENGTH OF SCHEDULE		OPP. STRENGTH OF SCHEDULE		TEAM RPI		ADJ RPI		CONF. RPI		ADJ CONF. RPI	
DIV. I ONLY		20-23-0		.46512 172		4-6-0		253		207		237		.45133 236		30		30	
DIV. I NON-CONF.		8-14-0		.36364 219		0-3-0		169		66		244		.45508 243		31		30	
TOTALS		RPI 1-25		RPI 26-50		W-L RECORDS		RPI 51-100		RPI 101-150		RPI 150+							
20-23-0		1-1-0		1-1-0		OVERALL		0-2-0		1-2-0		17-17-0							
13-13-0		0-0-0		1-0-0		HOME		0-1-0		1-2-0		11-10-0							
7-10-0		1-1-0		0-1-0		AWAY		0-1-0		0-0-0		6-7-0							
0-0-0		0-0-0		0-0-0		NEUTRAL		0-0-0		0-0-0		0-0-0							
8-14-0		1-1-0		1-1-0		NON-CONFERENCE		0-2-0		1-2-0		5-8-0							
7-7-0		0-0-0		1-0-0		HOME		0-1-0		1-2-0		5-4-0							
1-7-0		1-1-0		0-0-		AWAY		0-1-0		0-0-0		0-4-0							
0-0-0		0-0-0		0-0-0		NEUTRAL		0-0-0		0-0-0		0-0-0							
12-9-0		0-0-0		0-0-0		CONFERENCE		0-0-0		0-0-0		12-9-0							
6-6-0		0-0-0		0-0-0		HOME		0-0-0		0-0-0		6-6-0							
6-3-0		0-0-0		0-0-0		AWAY		0-0-0		0-0-0		6-3-0							
0-0-0		0-0-0		0-0-0		NEUTRAL		0-0-0		0-0-0		0-0-0							
RPI	S	Opponent		Score		RPI	S	Opponent		Score		RPI	S	Opponent		Score			
24	A	Miami (FL)		1	10	50	A	UCF		1	4	56	A	FIU		4	8		
24	A	Miami (FL)		7	3	50	H	UCF		5	2	56	H	FIU		0	6		
														129 H FGCU		10	13		
														129 H FGCU		3	2		
														129 H FGCU		4	5		
														159 H Central Conn. St.		6	8		
														159 H Central Conn. St.		1	2		
														159 H Central Conn. St.		4	0		
														166 A Jacksonville		3	4		
														166 H Jacksonville		6	2		
														171 A North Florida		1	12		
														171 A North Florida		7	12		
														171 H North Florida		8	1		
														195 H Cal St. Northridge		0	2		
														195 H Cal St. Northridge		2	1		
														195 H Cal St. Northridge		1	2		
														210 A Stetson		1	2		
														210 H Stetson		4	1		
														215 A Florida A&M		11	6		
														215 A Florida A&M		10	5		
														215 A Florida A&M		4	2		
														215 H Florida A&M		4	2		
														215 H Florida A&M		1	5		
														215 H Florida A&M		8	1		
														261 A N.C. A&T		4	5		
														261 A N.C. A&T		3	1		
														261 A N.C. A&T		3	4		
														261 H N.C. A&T		8	12		
														261 H N.C. A&T		5	3		
LAST 10 GAMES																			
		261 A N.C. A&T		3	4			285 A N.C. Central		3	2			261 A N.C. A&T		4	5		
		261 A N.C. A&T		3	1			285 A N.C. Central		9	3			261 A N.C. A&T		3	1		
		261 A N.C. A&T		4	5			166 A Jacksonville		3	4			261 A N.C. A&T		3	4		
		171 A North Florida		1	12			210 A Stetson		1	2			261 H N.C. A&T		8	12		
		285 A N.C. Central		3	5			215 H Florida A&M		4	2			261 H N.C. A&T		5	3		

Non-Div. I Games:

Bethune-Cookman

RPI	S	Opponent	Score	
261	H	N.C. A&T	1	5
276	H	Savannah St.	5	1
276	H	Savannah St.	4	3
276	H	Savannah St.	0	5
285	A	N.C. Central	3	5
285	A	N.C. Central	9	3
285	A	N.C. Central	3	2
285	H	N.C. Central	12	1
285	H	N.C. Central	2	3
285	H	N.C. Central	4	7

Bethune-Cookman

B  
e  
t  
h  
u  
n  
e  
-  
C  
o  
o  
k  
m  
a  
n

B  
e  
t  
h  
u  
n  
e  
-  
C  
o  
o  
k  
m  
a  
n

Average RPI Win: 214		WON-LOST	WINNING	LAST 10	STRENGTH OF		OPP. STRENGTH	TEAM	ADJ	CONF.	ADJ CONF.		
Average RPI Loss: 181		RECORD	PCT. RANK	GAMES	SCHEDULE		OF SCHEDULE	RPI	RPI	RPI	RPI		
DIV. I ONLY		14-15-0	.48276	157	4-5-0		293	166	238	.45002	237	14	14
DIV. I NON-CONF.		10-10-0	.5	141	1-1-0		297	263	249	.45233	249	15	15
TOTALS		RPI 1-25	RPI 26-50		W-L RECORDS		RPI 51-100		RPI 101-150		RPI 150+		
14-15-0	0-0-0	0-0-0		OVERALL		2-2-0		0-1-0		12-12-0			
5-5-0	0-0-0	0-0-0		HOME		0-0-0		0-1-0		5-4-0			
7-9-0	0-0-0	0-0-0		AWAY		2-2-0		0-0-0		5-7-0			
2-1-0	0-0-0	0-0-0		NEUTRAL		0-0-0		0-0-0		2-1-0			
10-10-0	0-0-0	0-0-0		NON-CONFERENCE		0-1-0		0-1-0		10-8-0			
3-1-0	0-0-0	0-0-0		HOME		0-0-0		0-1-0		3-0-0			
5-8-0	0-0-0	0-0-		AWAY		0-1-0		0-0-0		5-7-0			
2-1-0	0-0-0	0-0-0		NEUTRAL		0-0-0		0-0-0		2-1-0			
4-5-0	0-0-0	0-0-0		CONFERENCE		2-1-0		0-0-0		2-4-0			
2-4-0	0-0-0	0-0-0		HOME		0-0-0		0-0-0		2-4-0			
2-1-0	0-0-0	0-0-0		AWAY		2-1-0		0-0-0		0-0-0			
0-0-0	0-0-0	0-0-0		NEUTRAL		0-0-0		0-0-0		0-0-0			
RPI	S	Opponent	Score	RPI	S	Opponent	Score	RPI	S	Opponent	Score		
						67 A Rutgers	5 13	135 H St. John's (NY)	4 12				
						100 A UNC Wilmington	11 5	151 A Grand Canyon	1 8				
						100 A UNC Wilmington	3 1	151 A Grand Canyon	7 5				
						100 A UNC Wilmington	2 9	151 A Grand Canyon	3 10				
								151 A Grand Canyon	2 9				
								172 H Delaware	0 6				
								172 H Delaware	1 9				
								172 H Delaware	3 2				
								180 A Furman	4 2				
								180 A Furman	4 5				
								204 H James Madison	4 9				
								204 H James Madison	5 2				
								204 H James Madison	3 8				
								209 N Penn St.	5 2				
								209 N Penn St.	4 10				
								209 N Penn St.	5 0				
								247 H Fordham	11 4				
								269 A Incarnate Word	3 8				
								269 A Incarnate Word	4 2				
								269 A Incarnate Word	9 3				
								269 A Incarnate Word	1 2				
								288 A Manhattan	0 5				
								288 H Manhattan	8 2				
								302 A NYIT	13 1				
								302 H NYIT	3 2				
LAST 10 GAMES													
						172 H Delaware	1 9	100 A UNC Wilmington	3 1				
						172 H Delaware	0 6	100 A UNC Wilmington	11 5				
						172 H Delaware	3 2	100 A UNC Wilmington	2 9				
						288 A Manhattan	0 5	204 H James Madison	4 9				
						302 A NYIT	13 1	204 H James Madison	3 8				

Non-Div. I Games: Farmingdale St. 13 0

Hofstra

Average RPI Win: 235		WON-LOST	WINNING	LAST 10	STRENGTH OF		OPP. STRENGTH	TEAM	ADJ	CONF.	ADJ CONF.
Average RPI Loss: 115		RECORD	PCT. RANK	GAMES	SCHEDULE		OF SCHEDULE	RPI	RPI	RPI	RPI
DIV. I ONLY		12-26-1	.32051	264	2-8-0		171	176	238	.45002	237
DIV. I NON-CONF.		7-13-1	.35714	225	0-1-0		212	145	240	.45755	238
TOTALS		RPI 1-25	RPI 26-50		W-L RECORDS		RPI 51-100		RPI 101-150		RPI 150+
12-26-1	0-4-0	0-2-0		OVERALL		1-6-0		0-5-0		11-9-1	
7-6-1	0-3-0	0-0-0		HOME		0-0-0		0-2-0		7-1-1	
2-17-0	0-1-0	0-2-0		AWAY		1-6-0		0-3-0		1-5-0	
3-3-0	0-0-0	0-0-0		NEUTRAL		0-0-0		0-0-0		3-3-0	
7-13-1	0-1-0	0-2-0		NON-CONFERENCE		1-3-0		0-2-0		6-5-1	
2-2-1	0-0-0	0-0-0		HOME		0-0-0		0-2-0		2-0-1	
2-8-0	0-1-0	0-0-		AWAY		1-3-0		0-0-0		1-2-0	
3-3-0	0-0-0	0-0-0		NEUTRAL		0-0-0		0-0-0		3-3-0	
5-13-0	0-3-0	0-0-0		CONFERENCE		0-3-0		0-3-0		5-4-0	
5-4-0	0-3-0	0-0-0		HOME		0-0-0		0-0-0		5-1-0	
0-9-0	0-0-0	0-0-0		AWAY		0-3-0		0-3-0		0-3-0	
0-0-0	0-0-0	0-0-0		NEUTRAL		0-0-0		0-0-0		0-0-0	
RPI S	Opponent	Score	RPI S	Opponent	Score	RPI S	Opponent	Score	RPI S	Opponent	Score
5 A	South Carolina	0 4	31 A	Clemson	2 4	57 A	Auburn	0 3	102 A	Campbell	1 4
20 H	Liberty	0 8	46 A	Georgia	0 11	57 A	Auburn	10 6	102 A	Campbell	1 10
20 H	Liberty	0 8				57 A	Auburn	5 12	102 A	Campbell	0 4
20 H	Liberty	0 5				60 A	Western Caro.	0 16	116 H	Pittsburgh	3 12
						94 A	VMI	4 5	116 H	Pittsburgh	9 10
						94 A	VMI	5 6	180 A	Furman	3 9
						94 A	VMI	2 15	197 A	Coastal Caro.	0 4
									197 A	Coastal Caro.	3 9
									197 A	Coastal Caro.	3 4
									211 N	Maine	12 5
									217 N	South Dakota St.	1 4
									218 H	Winthrop	3 1
									218 H	Winthrop	4 6
									218 H	Winthrop	6 0
									219 A	Wofford	7 8
									219 N	Wofford	6 10
									222 N	Northeastern	11 12
									222 N	Northeastern	4 3
									247 N	Fordham	9 3
									252 A	USC Upstate	5 1
									276 H	Savannah St.	9 5
									276 H	Savannah St.	4 0
									279 H	UNC Asheville	9 6
									279 H	UNC Asheville	6 5
									279 H	UNC Asheville	7 0
									285 H	N.C. Central	8 8
LAST 10 GAMES			LAST 10 GAMES			LAST 10 GAMES			LAST 10 GAMES		
197 A	Coastal Caro.	3 9	218 H	Winthrop	6 0	218 H	Winthrop	6 0	218 H	Winthrop	6 0
197 A	Coastal Caro.	0 4	60 A	Western Caro.	0 16	60 A	Western Caro.	0 16	60 A	Western Caro.	0 16
197 A	Coastal Caro.	3 4	102 A	Campbell	1 4	102 A	Campbell	1 4	102 A	Campbell	1 4
218 H	Winthrop	4 6	102 A	Campbell	1 10	102 A	Campbell	1 10	102 A	Campbell	1 10
218 H	Winthrop	3 1	102 A	Campbell	0 4	102 A	Campbell	0 4	102 A	Campbell	0 4

Non-Div. I Games:

Presbyterian



Average RPI Win:		230	WON-LOST RECORD		WINNING PCT. RANK		LAST 10 GAMES		STRENGTH OF SCHEDULE		OPP. STRENGTH OF SCHEDULE		TEAM RPI		ADJ RPI		CONF. RPI		ADJ CONF. RPI	
DIV. I ONLY			21-20-0		.5122 138		5-5-0		275		186		240		.44955 239		18		18	
DIV. I NON-CONF.			15-9-0		.625 73		1-1-0		290		220		227		.46392 226		20		20	
TOTALS		RPI 1-25		RPI 26-50		W-L RECORDS		RPI 51-100		RPI 101-150		RPI 150+								
21-20-0		1-0-0		0-4-0		OVERALL		0-2-0		0-3-0		20-11-0								
15-12-0		0-0-0		0-3-0		HOME		0-1-0		0-3-0		15-5-0								
6-8-0		1-0-0		0-1-0		AWAY		0-1-0		0-0-0		5-6-0								
0-0-0		0-0-0		0-0-0		NEUTRAL		0-0-0		0-0-0		0-0-0								
15-9-0		1-0-0		0-1-0		NON-CONFERENCE		0-2-0		0-0-0		14-6-0								
13-5-0		0-0-0		0-0-0		HOME		0-1-0		0-0-0		13-4-0								
2-4-0		1-0-0		0-0-		AWAY		0-1-0		0-0-0		1-2-0								
0-0-0		0-0-0		0-0-0		NEUTRAL		0-0-0		0-0-0		0-0-0								
6-11-0		0-0-0		0-3-0		CONFERENCE		0-0-0		0-3-0		6-5-0								
2-7-0		0-0-0		0-3-0		HOME		0-0-0		0-3-0		2-1-0								
4-4-0		0-0-0		0-0-0		AWAY		0-0-0		0-0-0		4-4-0								
0-0-0		0-0-0		0-0-0		NEUTRAL		0-0-0		0-0-0		0-0-0								
RPI	S	Opponent		Score		RPI	S	Opponent		Score		RPI	S	Opponent		Score				
5	A	South Carolina		4	1	41	H	High Point		1	6	99	A	Col. of Charleston		3	12			
						41	H	High Point		4	6	99	H	Col. of Charleston		2	9			
						41	H	High Point		9	10			119 H Radford		4	18			
						46	A	Georgia		5	14			169 A Citadel		3	10			
														193 H Toledo		6	3			
														193 H Toledo		2	1			
														193 H Toledo		2	3			
														197 A Coastal Caro.		2	8			
														197 A Coastal Caro.		3	1			
														197 A Coastal Caro.		3	7			
														219 H Wofford		4	10			
														229 H Holy Cross		12	7			
														229 H Holy Cross		10	4			
														229 H Holy Cross		1	0			
														229 H Holy Cross		1	7			
														230 A Longwood		7	8			
														230 A Longwood		4	9			
														230 A Longwood		2	1			
														234 H Gardner-Webb		7	18			
														234 H Gardner-Webb		5	3			
														234 H Gardner-Webb		11	4			
						LAST 10 GAMES								246 H Villanova		8	4			
						279	A	UNC Asheville		6	3	234	H	Gardner-Webb		11	4			
						279	A	UNC Asheville		9	1	41	H	High Point		9	10			
						5	A	South Carolina		4	1	41	H	High Point		4	6			
						234	H	Gardner-Webb		5	3	41	H	High Point		1	6			
						234	H	Gardner-Webb		7	18	276	A	Savannah St.		3	4			
														250 H Siena		8	5			
														250 H Siena		5	3			
														250 H Siena		3	0			

**Non-Div. I Games:**

Charleston So.

RPI	S	Opponent	Score	
252	H	USC Upstate	7	1
273	H	Rhode Island	8	4
276	A	Savannah St.	10	5
276	A	Savannah St.	3	4
276	H	Savannah St.	5	7
279	A	UNC Asheville	6	3
279	A	UNC Asheville	9	1

Charleston So.

C  
h  
a  
r  
l  
e  
s  
t  
o  
n  
S  
o  
.

C  
h  
a  
r  
l  
e  
s  
t  
o  
n  
S  
o  
.

Average RPI Win: 179		WON-LOST RECORD		WINNING PCT. RANK		LAST 10 GAMES		STRENGTH OF SCHEDULE		OPP. STRENGTH OF SCHEDULE		TEAM RPI		ADJ RPI		CONF. RPI		ADJ CONF. RPI		
DIV. I ONLY		11-25-0		.30556 271		3-7-0		177		175		241		.4495 240		16		16		
DIV. I NON-CONF.		6-15-0		.28571 263		0-1-0		166		175		234		.46045 233		18		18		
TOTALS		RPI 1-25		RPI 26-50		W-L RECORDS		RPI 51-100		RPI 101-150		RPI 150+								
11-25-0		0-0-0		0-3-0		OVERALL		1-5-0		0-3-0		10-14-0								
6-8-0		0-0-0		0-0-0		HOME		1-0-0		0-0-0		5-8-0								
5-17-0		0-0-0		0-3-0		AWAY		0-5-0		0-3-0		5-6-0								
0-0-0		0-0-0		0-0-0		NEUTRAL		0-0-0		0-0-0		0-0-0								
6-15-0		0-0-0		0-0-0		NON-CONFERENCE		1-5-0		0-3-0		5-7-0								
2-3-0		0-0-0		0-0-0		HOME		1-0-0		0-0-0		1-3-0								
4-12-0		0-0-0		0-0-		AWAY		0-5-0		0-3-0		4-4-0								
0-0-0		0-0-0		0-0-0		NEUTRAL		0-0-0		0-0-0		0-0-0								
5-10-0		0-0-0		0-3-0		CONFERENCE		0-0-0		0-0-0		5-7-0								
4-5-0		0-0-0		0-0-0		HOME		0-0-0		0-0-0		4-5-0								
1-5-0		0-0-0		0-3-0		AWAY		0-0-0		0-0-0		1-2-0								
0-0-0		0-0-0		0-0-0		NEUTRAL		0-0-0		0-0-0		0-0-0								
RPI	S	Opponent		Score		RPI	S	Opponent		Score		RPI	S	Opponent		Score				
		30	A	Mercer		4		12	76	A	San Diego	3		19	148	A	Loyola Marymount	3		8
		30	A	Mercer		2		8	76	A	San Diego	0		12	148	A	Loyola Marymount	10		13
		30	A	Mercer		3		10	76	A	San Diego	3		13	148	A	Loyola Marymount	2		4
									76	A	San Diego	8		14	154	A	Troy	4		14
									88	A	Miami (OH)	6		7	154	A	Troy	2		6
									95	H	Ball St.	4		3	154	A	Troy	0		7
															154	A	Troy	6		5
															160	A	Eastern Ky.	13		11
															160	H	Eastern Ky.	6		9
															168	A	Georgia St.	2		13
															168	A	Georgia St.	6		5
															168	A	Georgia St.	4		3
															171	H	North Florida	4		14
															171	H	North Florida	1		8
															171	H	North Florida	8		6
															179	H	Morehead St.	7		3
															200	A	East Tenn. St.	13		11
															200	A	East Tenn. St.	3		6
															200	A	East Tenn. St.	3		6
															210	H	Stetson	8		0
															210	H	Stetson	2		6
															210	H	Stetson	16		8
															252	H	USC Upstate	4		3
															252	H	USC Upstate	6		7
															252	H	USC Upstate	2		3
															257	H	Eastern Mich.	2		13
															257	H	Eastern Mich.	3		13
LAST 10 GAMES				252	H	USC Upstate		6		7	252	H	USC Upstate		4		3			
30	A	Mercer		2		8	252	H	Eastern Ky.		6		9	252	H	USC Upstate		6		7
30	A	Mercer		3		10	210	H	Stetson		2		6	252	H	USC Upstate		2		3
30	A	Mercer		4		12	210	H	Stetson		8		0	257	H	Eastern Mich.		2		13
252	H	USC Upstate		4		3	210	H	Stetson		16		8	257	H	Eastern Mich.		3		13
252	H	USC Upstate		2		3														

Non-Div. I Games:

Northern Ky.

Average RPI Win:	252	WON-LOST RECORD	WINNING PCT. RANK	LAST 10 GAMES	STRENGTH OF SCHEDULE	OPP. STRENGTH OF SCHEDULE	TEAM RPI	ADJ RPI	CONF. RPI	ADJ CONF. RPI		
DIV. I ONLY	240	20-13-0	.60606	77	7-3-0	296	289	242	.44868	241	30	30
DIV. I NON-CONF.		10-7-0	.58824	93	1-1-0	274	282	237	.45926	236	31	30
-----												
TOTALS	RPI 1-25	RPI 26-50		W-L RECORDS		RPI 51-100		RPI 101-150		RPI 150+		
20-13-0	0-0-0	0-0-0		OVERALL		0-0-0		2-1-0		18-12-0		
12-8-0	0-0-0	0-0-0		HOME		0-0-0		2-0-0		10-8-0		
8-5-0	0-0-0	0-0-0		AWAY		0-0-0		0-1-0		8-4-0		
0-0-0	0-0-0	0-0-0		NEUTRAL		0-0-0		0-0-0		0-0-0		
10-7-0	0-0-0	0-0-0		NON-CONFERENCE		0-0-0		2-1-0		8-6-0		
9-4-0	0-0-0	0-0-0		HOME		0-0-0		2-0-0		7-4-0		
1-3-0	0-0-0	0-0-		AWAY		0-0-0		0-1-0		1-2-0		
0-0-0	0-0-0	0-0-0		NEUTRAL		0-0-0		0-0-0		0-0-0		
10-6-0	0-0-0	0-0-0		CONFERENCE		0-0-0		0-0-0		10-6-0		
3-4-0	0-0-0	0-0-0		HOME		0-0-0		0-0-0		3-4-0		
7-2-0	0-0-0	0-0-0		AWAY		0-0-0		0-0-0		7-2-0		
0-0-0	0-0-0	0-0-0		NEUTRAL		0-0-0		0-0-0		0-0-0		
RPI	S	Opponent	Score	RPI	S	Opponent	Score	RPI	S	Opponent	Score	
								109	A	Towson	1 4	
								109	H	Towson	4 3	
								110	H	Bucknell	1 0	
								158	H	Penn	9 17	
								158	H	Penn	1 4	
								189	H	Akron	10 11	
								189	H	Akron	4 0	
								189	H	Akron	13 1	
								259	H	Saint Peter's	8 6	
								259	H	Saint Peter's	6 3	
								259	H	Saint Peter's	13 7	
								263	A	UMBC	5 17	
								263	H	UMBC	16 9	
								265	A	Navy	1 12	
								271	H	UMES	15 8	
								271	H	UMES	16 6	
								271	H	UMES	1 5	
								271	H	UMES	2 3	
								275	A	Norfolk St.	18 8	
								275	A	Norfolk St.	12 1	
								275	A	Norfolk St.	1 2	
								275	A	Norfolk St.	5 7	
								275	A	Norfolk St.	14 10	
								275	A	Norfolk St.	19 10	
								283	A	George Washington	7 5	
								284	H	Iona	8 7	
								284	H	Iona	5 6	
-----												
LAST 10 GAMES												
								271	H	UMES	15 8	
								271	H	UMES	16 6	
								271	H	UMES	1 5	
								271	H	UMES	2 3	
								298	A	Coppin St.	15 7	
								298	A	Coppin St.	10 1	
								263	A	UMBC	5 17	
								109	H	Towson	4 3	
								275	A	Norfolk St.	19 10	

Non-Div. I Games:

Delaware St.

RPI	S	Opponent	Score	
298	A	Coppin St.	10	1
298	A	Coppin St.	15	5
298	A	Coppin St.	15	7
298	H	Coppin St.	6	8
298	H	Coppin St.	16	1
298	H	Coppin St.	6	7

Delaware St.

D  
e  
l  
a  
w  
a  
r  
e  
S  
t  
.

D  
e  
l  
a  
w  
a  
r  
e  
S  
t  
.

[illegible]

**Non-Div. I Games:**

La Salle

O  
a  
k  
l  
a  
n  
d

Oakland





Average RPI Win: 218		WON-LOST RECORD		WINNING PCT. RANK		LAST 10 GAMES		STRENGTH OF SCHEDULE		OPP. STRENGTH OF SCHEDULE		TEAM RPI		ADJ RPI		CONF. RPI		ADJ CONF. RPI	
Average RPI Loss: 149																			
DIV. I ONLY		10-20-0		.33333 256		4-6-0		217		216		247		.44515 245		22		22	
DIV. I NON-CONF.		6-8-0		.42857 191		0-2-0		49		241		79		.52812 79		16		16	
TOTALS		RPI 1-25		RPI 26-50		W-L RECORDS		RPI 51-100		RPI 101-150		RPI 150+							
10-20-0		0-3-0		0-2-0		OVERALL		1-1-0		0-1-0		9-13-0							
4-6-0		0-0-0		0-0-0		HOME		0-0-0		0-0-0		4-6-0							
4-14-0		0-3-0		0-2-0		AWAY		1-1-0		0-1-0		3-7-0							
2-0-0		0-0-0		0-0-0		NEUTRAL		0-0-0		0-0-0		2-0-0							
6-8-0		0-3-0		0-0-0		NON-CONFERENCE		1-1-0		0-1-0		5-3-0							
2-0-0		0-0-0		0-0-0		HOME		0-0-0		0-0-0		2-0-0							
2-8-0		0-3-0		0-0-		AWAY		1-1-0		0-1-0		1-3-0							
2-0-0		0-0-0		0-0-0		NEUTRAL		0-0-0		0-0-0		2-0-0							
4-12-0		0-0-0		0-2-0		CONFERENCE		0-0-0		0-0-0		4-10-0							
2-6-0		0-0-0		0-0-0		HOME		0-0-0		0-0-0		2-6-0							
2-6-0		0-0-0		0-2-0		AWAY		0-0-0		0-0-0		2-4-0							
0-0-0		0-0-0		0-0-0		NEUTRAL		0-0-0		0-0-0		0-0-0							
RPI S	Opponent	Score		RPI S	Opponent	Score		RPI S	Opponent	Score		RPI S	Opponent	Score					
5 A	South Carolina	0	13	49 A	Columbia	0	4	78 A	William & Mary	16	15	128 A	UConn	4	7				
5 A	South Carolina	0	1	49 A	Columbia	0	4	78 A	William & Mary	4	16	158 A	Penn	2	3				
5 A	South Carolina	0	8									158 A	Penn	2	3				
												177 A	George Mason	6	3				
												177 A	George Mason	2	5				
												177 A	George Mason	1	2				
												198 H	Dartmouth	2	3				
												198 H	Dartmouth	0	7				
												198 H	Dartmouth	12	3				
												198 H	Dartmouth	7	6				
												208 H	Princeton	2	3				
												208 H	Princeton	6	10				
												212 H	Cornell	1	4				
												212 H	Cornell	5	6				
												229 A	Holy Cross	0	9				
												248 N	UMass Lowell	8	2				
												248 N	UMass Lowell	9	3				
												250 H	Siena	4	3				
												250 H	Siena	14	7				
												264 A	Harvard	1	0				
												264 A	Harvard	5	4				
												264 A	Harvard	8	10				
												264 A	Harvard	3	13				
				LAST 10 GAMES															
				198 H	Dartmouth	2	3	264 A	Harvard	3	13	264 A	Harvard	1	0				
				198 H	Dartmouth	0	7	264 A	Harvard	8	10	264 A	Harvard	5	4				
				198 H	Dartmouth	7	6												
				198 H	Dartmouth	12	3												
				229 A	Holy Cross	0	9	128 A	UConn	4	7								

Non-Div. I Games:

Brown

Average RPI Win: 196		WON-LOST	WINNING	LAST 10	STRENGTH OF		OPP. STRENGTH	TEAM	ADJ		CONF.	ADJ CONF.		
Average RPI Loss: 147		RECORD	PCT. RANK	GAMES	SCHEDULE		OF SCHEDULE	RPI	RPI		RPI	RPI		
DIV. I ONLY		11-24-0	.31429	267	0-1-0		143	256	248	.44476	246	17	17	
DIV. I NON-CONF.		8-18-0	.30769	254	0-1-0		214	262	273	.43421	273	19	19	
TOTALS		RPI 1-25	RPI 26-50		W-L RECORDS		RPI 51-100		RPI 101-150		RPI 150+			
11-24-0	0-2-0	0-0-0		OVERALL		1-3-0		3-8-0		7-11-0				
6-8-0	0-0-0	0-0-0		HOME		0-1-0		3-4-0		3-3-0				
3-11-0	0-2-0	0-0-0		AWAY		1-1-0		0-3-0		2-5-0				
2-5-0	0-0-0	0-0-0		NEUTRAL		0-1-0		0-1-0		2-3-0				
8-18-0	0-2-0	0-0-0		NON-CONFERENCE		1-3-0		0-2-0		7-11-0				
3-5-0	0-0-0	0-0-0		HOME		0-1-0		0-1-0		3-3-0				
3-8-0	0-2-0	0-0-		AWAY		1-1-0		0-0-0		2-5-0				
2-5-0	0-0-0	0-0-0		NEUTRAL		0-1-0		0-1-0		2-3-0				
3-6-0	0-0-0	0-0-0		CONFERENCE		0-0-0		3-6-0		0-0-0				
3-3-0	0-0-0	0-0-0		HOME		0-0-0		3-3-0		0-0-0				
0-3-0	0-0-0	0-0-0		AWAY		0-0-0		0-3-0		0-0-0				
0-0-0	0-0-0	0-0-0		NEUTRAL		0-0-0		0-0-0		0-0-0				
RPI	S	Opponent	Score		RPI	S	Opponent	Score		RPI	S	Opponent	Score	
24	A	Miami (FL)	2	7						79	A	Saint Joseph's	8	2
24	A	Miami (FL)	0	17						79	A	Saint Joseph's	6	9
										79	H	Saint Joseph's	6	8
										98	N	Buffalo	2	4
										101	A	Xavier	9	10
										101	A	Xavier	0	4
										101	A	Xavier	0	5
										103	N	Central Mich.	3	13
										114	H	Creighton	6	12
										114	H	Creighton	6	3
										114	H	Creighton	0	4
										128	H	UConn	6	7
										135	H	St. John's (NY)	5	7
										135	H	St. John's (NY)	5	4
										135	H	St. John's (NY)	6	5
										158	H	Penn	1	12
										161	N	Boston College	6	7
										181	N	Omaha	1	2
										194	N	Temple	3	7
										196	H	Wagner	7	3
										222	H	Northeastern	1	4
										222	H	Northeastern	2	5
										222	H	Northeastern	8	3
										226	N	Quinnipiac	9	3
										231	A	Lafayette	3	6
										239	A	Charleston So.	0	2
										239	A	Charleston So.	4	8
										239	A	Charleston So.	1	2
										242	A	La Salle	9	11
										242	A	La Salle	6	3
										259	H	Saint Peter's	5	4
LAST 10 GAMES				158	H	Penn	1	12	101	A	Xavier	0	5	
				114	H	Creighton	0	4	101	A	Xavier	9	10	
				114	H	Creighton	6	12	231	A	Lafayette	3	6	
				114	H	Creighton	6	3	135	H	St. John's (NY)	6	5	
				101	A	Xavier	0	4	135	H	St. John's (NY)	5	4	

Non-Div. I Games:

Villanova

RPI	S	Opponent	Score	
274	N	Niagara	6	5
275	A	Norfolk St.	13	10

Villanova

V  
i  
l  
l  
a  
n  
o  
v  
a

V  
i  
l  
l  
a  
n  
o  
v  
a

Average RPI Win: 222		WON-LOST	WINNING	LAST 10	STRENGTH OF		OPP. STRENGTH	TEAM	ADJ	CONF.	ADJ CONF.
Average RPI Loss: 180		RECORD	PCT. RANK	GAMES	SCHEDULE		OF SCHEDULE	RPI	RPI	RPI	RPI
DIV. I ONLY		16-21-0	.43243	193	4-6-0		265	249	249	.44438	247
DIV. I NON-CONF.		9-13-0	.40909	202	1-2-0		276	274	280	.43095	279
TOTALS		RPI 1-25	RPI 26-50		W-L RECORDS		RPI 51-100		RPI 101-150		RPI 150+
16-21-0	0-0-0	0-0-0		OVERALL		0-4-0		3-5-0		13-12-0	
8-8-0	0-0-0	0-0-0		HOME		0-3-0		2-2-0		6-3-0	
7-12-0	0-0-0	0-0-0		AWAY		0-1-0		0-3-0		7-8-0	
1-1-0	0-0-0	0-0-0		NEUTRAL		0-0-0		1-0-0		0-1-0	
9-13-0	0-0-0	0-0-0		NON-CONFERENCE		0-1-0		3-5-0		6-7-0	
6-4-0	0-0-0	0-0-0		HOME		0-0-0		2-2-0		4-2-0	
2-8-0	0-0-0	0-0-		AWAY		0-1-0		0-3-0		2-4-0	
1-1-0	0-0-0	0-0-0		NEUTRAL		0-0-0		1-0-0		0-1-0	
7-8-0	0-0-0	0-0-0		CONFERENCE		0-3-0		0-0-0		7-5-0	
2-4-0	0-0-0	0-0-0		HOME		0-3-0		0-0-0		2-1-0	
5-4-0	0-0-0	0-0-0		AWAY		0-0-0		0-0-0		5-4-0	
0-0-0	0-0-0	0-0-0		NEUTRAL		0-0-0		0-0-0		0-0-0	
RPI S	Opponent	Score	RPI S	Opponent	Score	RPI S	Opponent	Score	RPI S	Opponent	Score
						67 A	Rutgers	3 13	116 N	Pittsburgh	9 2
						79 H	Saint Joseph's	1 17	131 A	Stony Brook	9 10
						79 H	Saint Joseph's	3 4	131 A	Stony Brook	0 10
						79 H	Saint Joseph's	1 13	131 A	Stony Brook	0 6
									143 H	Sacred Heart	2 4
									143 H	Sacred Heart	7 6
									143 H	Sacred Heart	0 6
									146 H	Army	5 4
									172 A	Delaware	5 3
									172 A	Delaware	1 3
									172 A	Delaware	7 5
									177 A	George Mason	8 5
									177 A	George Mason	0 6
									177 A	George Mason	4 7
									202 H	Dayton	3 6
									202 H	Dayton	6 3
									202 H	Dayton	5 4
									219 A	Wofford	3 5
									226 H	Quinnipiac	8 6
									237 A	Hofstra	4 11
									237 N	Presbyterian	3 9
									250 H	Siena	0 4
									273 A	Rhode Island	3 0
									273 A	Rhode Island	0 2
									273 A	Rhode Island	6 8
									278 A	St. Bonaventure	8 1
									278 A	St. Bonaventure	15 8
LAST 10 GAMES						79 H	Saint Joseph's	1 17	273 A	Rhode Island	3 0
						79 H	Saint Joseph's	1 13	273 A	Rhode Island	0 2
						146 H	Army	5 4	273 A	Rhode Island	6 8
						67 A	Rutgers	3 13	278 A	St. Bonaventure	8 1
						273 A	Rhode Island	0 2	278 A	St. Bonaventure	15 8
						278 A	St. Bonaventure	14 8			
						278 A	St. Bonaventure	15 8			
						278 A	St. Bonaventure	8 1			
						250 H	Siena	0 4			
						79 H	Saint Joseph's	3 4			

Non-Div. I Games:

Fordham

RPI	S	Opponent	Score	
278	A	St. Bonaventure	14	8
281	H	Albany (NY)	8	2
287	H	Marist	0	9
288	A	Manhattan	2	6
302	H	NYIT	11	8
302	H	NYIT	7	6

Fordham

F  
o  
r  
d  
h  
a  
m

F  
o  
r  
d  
h  
a  
m

Average RPI Win: 201		WON-LOST	WINNING	LAST 10	STRENGTH OF		OPP. STRENGTH	TEAM	ADJ		CONF.	ADJ CONF.			
Average RPI Loss: 191		RECORD	PCT. RANK	GAMES	SCHEDULE		OF SCHEDULE	RPI	RPI		RPI	RPI			
DIV. I ONLY		12-15-0	.44444	183	4-6-0		285	222	250		.44379	248			
DIV. I NON-CONF.		7-9-0	.4375	186	1-1-0		282	210	217		.46783	216			
TOTALS		RPI 1-25	RPI 26-50		W-L RECORDS		RPI 51-100		RPI 101-150		RPI 150+				
12-15-0		0-0-0	0-1-0		OVERALL		0-1-0		3-2-0		9-11-0				
3-4-0		0-0-0	0-0-0		HOME		0-0-0		2-1-0		1-3-0				
4-9-0		0-0-0	0-1-0		AWAY		0-1-0		1-1-0		3-6-0				
5-2-0		0-0-0	0-0-0		NEUTRAL		0-0-0		0-0-0		5-2-0				
7-9-0		0-0-0	0-1-0		NON-CONFERENCE		0-1-0		1-1-0		6-6-0				
0-0-0		0-0-0	0-0-0		HOME		0-0-0		0-0-0		0-0-0				
3-7-0		0-0-0	0-0-		AWAY		0-1-0		1-1-0		2-4-0				
4-2-0		0-0-0	0-0-0		NEUTRAL		0-0-0		0-0-0		4-2-0				
5-6-0		0-0-0	0-0-0		CONFERENCE		0-0-0		2-1-0		3-5-0				
3-4-0		0-0-0	0-0-0		HOME		0-0-0		2-1-0		1-3-0				
1-2-0		0-0-0	0-0-0		AWAY		0-0-0		0-0-0		1-2-0				
1-0-0		0-0-0	0-0-0		NEUTRAL		0-0-0		0-0-0		1-0-0				
RPI	S	Opponent	Score	RPI	S	Opponent	Score	RPI	S	Opponent	Score	RPI	S	Opponent	Score
				34	A	Bryant	4 5	78	A	William & Mary	4 16	107	A	Virginia Tech	3 4
												107	A	Virginia Tech	6 4
												131	H	Stony Brook	3 9
												131	H	Stony Brook	2 1
												131	H	Stony Brook	3 1
												159	A	Central Conn. St.	3 4
												161	A	Boston College	6 7
												191	A	Fairfield	4 2
												194	N	Temple	14 3
												205	H	Binghamton	4 2
												205	N	Binghamton	4 2
												207	N	Cincinnati	6 2
												207	N	Cincinnati	1 0
												211	H	Maine	2 3
												211	H	Maine	1 2
												211	H	Maine	4 5
												227	A	Yale	0 1
												245	N	Brown	2 8
												245	N	Brown	3 9
												273	A	Rhode Island	8 4
												280	A	Rider	1 5
												280	N	Rider	2 1
												281	A	Albany (NY)	7 8
												281	A	Albany (NY)	11 4
												281	A	Albany (NY)	2 3
LAST 10 GAMES															
				131	H	Stony Brook	3 1	211	H	Maine	2 3	281	A	Albany (NY)	11 4
				131	H	Stony Brook	2 1	211	H	Maine	4 5	281	A	Albany (NY)	2 3
				131	H	Stony Brook	3 9	191	A	Fairfield	4 2				
				161	A	Boston College	6 7	281	A	Albany (NY)	2 3				
				211	H	Maine	1 2	281	A	Albany (NY)	11 4				

Non-Div. I Games:

UMass Lowell

Average RPI Win:	209	WON-LOST	WINNING	LAST 10	STRENGTH OF	OPP. STRENGTH	TEAM	ADJ	CONF.	ADJ CONF.			
Average RPI Loss:	120	RECORD	PCT. RANK	GAMES	SCHEDULE	OF SCHEDULE	RPI	RPI	RPI	RPI			
DIV. I ONLY	10-26-0	.27778	282	2-8-0	129	180	251	.443	249	15	15		
DIV. I NON-CONF.	8-10-0	.44444	184	1-0-0	158	130	204	.4734	203	17	17		
<hr/>													
TOTALS	RPI 1-25	RPI 26-50		W-L RECORDS		RPI 51-100		RPI 101-150		RPI 150+			
10-26-0	1-5-0	0-0-0		OVERALL		0-4-0		1-7-0		8-10-0			
5-15-0	0-4-0	0-0-0		HOME		0-4-0		1-6-0		4-1-0			
4-11-0	1-1-0	0-0-0		AWAY		0-0-0		0-1-0		3-9-0			
1-0-0	0-0-0	0-0-0		NEUTRAL		0-0-0		0-0-0		1-0-0			
<hr/>													
8-10-0	1-5-0	0-0-0		NON-CONFERENCE		0-1-0		1-1-0		6-3-0			
5-7-0	0-4-0	0-0-0		HOME		0-1-0		1-1-0		4-1-0			
2-3-0	1-1-0	0-0-		AWAY		0-0-0		0-0-0		1-2-0			
1-0-0	0-0-0	0-0-0		NEUTRAL		0-0-0		0-0-0		1-0-0			
<hr/>													
2-16-0	0-0-0	0-0-0		CONFERENCE		0-3-0		0-6-0		2-7-0			
0-8-0	0-0-0	0-0-0		HOME		0-3-0		0-5-0		0-0-0			
2-8-0	0-0-0	0-0-0		AWAY		0-0-0		0-1-0		2-7-0			
0-0-0	0-0-0	0-0-0		NEUTRAL		0-0-0		0-0-0		0-0-0			
<hr/>													
RPI S	Opponent	Score		RPI S	Opponent	Score		RPI S	Opponent	Score			
13 A	LSU	0	2			59 H	Sam Houston St.	3	6	115 A	Southeastern La.	1	2
13 H	LSU	4	7			59 H	Sam Houston St.	2	7	115 H	Southeastern La.	3	5
14 A	La.-Lafayette	8	7			59 H	Sam Houston St.	4	14	115 H	Southeastern La.	3	10
21 H	Indiana St.	4	11			70 H	Southern Miss.	7	9	118 H	A&M-Corpus Christi	0	1
21 H	Indiana St.	3	10							118 H	A&M-Corpus Christi	2	3
21 H	Indiana St.	7	8							118 H	A&M-Corpus Christi	2	3
										125 H	South Ala.	4	3
										125 H	South Ala.	0	5
										154 A	Troy	2	3
										154 A	Troy	5	3
										154 A	Troy	1	3
										162 A	Lamar	4	10
										162 A	Lamar	1	6
										162 A	Lamar	1	9
										184 H	Tulane	7	3
										186 A	Houston Baptist	1	6
										186 A	Houston Baptist	2	1
										186 A	Houston Baptist	2	9
										258 H	Texas Southern	1	3
										258 H	Texas Southern	4	3
										269 A	Incarnate Word	0	3
										269 A	Incarnate Word	1	6
										269 A	Incarnate Word	10	6
										297 H	Alcorn	10	5
										297 H	Alcorn	6	3
										301 N	Southern U.	9	1
<hr/>													
LAST 10 GAMES				LAST 10 GAMES				LAST 10 GAMES					
115 H Southeastern La.				3	5	162 A Lamar				1	9	269 A Incarnate Word	
115 A Southeastern La.				1	2	14 A La.-Lafayette				8	7	297 H Alcorn	
115 H Southeastern La.				3	10	269 A Incarnate Word				10	6	297 H Alcorn	
162 A Lamar				4	10	269 A Incarnate Word				1	6	301 N Southern U.	
162 A Lamar				1	6	269 A Incarnate Word				0	3		

Non-Div. I Games:

New Orleans

Average RPI Win: 259		WON-LOST RECORD		WINNING PCT. RANK		LAST 10 GAMES		STRENGTH OF SCHEDULE		OPP. STRENGTH OF SCHEDULE		TEAM RPI		ADJ RPI		CONF. RPI		ADJ CONF. RPI	
DIV. I ONLY		13-24-0		.35135 248		8-1-0		278		210		253		.44253 250		29		29	
DIV. I NON-CONF.		3-22-0		.12 294		3-0-0		277		138		298		.39004 297		29		29	
TOTALS		RPI 1-25		RPI 26-50		W-L RECORDS		RPI 51-100		RPI 101-150		RPI 150+							
13-24-0		0-0-0		0-3-0		OVERALL		0-3-0		2-7-0		11-11-0							
3-0-0		0-0-0		0-0-0		HOME		0-0-0		0-0-0		3-0-0							
6-23-0		0-0-0		0-3-0		AWAY		0-3-0		2-7-0		4-10-0							
4-1-0		0-0-0		0-0-0		NEUTRAL		0-0-0		0-0-0		4-1-0							
3-22-0		0-0-0		0-3-0		NON-CONFERENCE		0-3-0		0-6-0		3-10-0							
0-0-0		0-0-0		0-0-0		HOME		0-0-0		0-0-0		0-0-0							
3-22-0		0-0-0		0-0-		AWAY		0-3-0		0-6-0		3-10-0							
0-0-0		0-0-0		0-0-0		NEUTRAL		0-0-0		0-0-0		0-0-0							
10-2-0		0-0-0		0-0-0		CONFERENCE		0-0-0		2-1-0		8-1-0							
3-0-0		0-0-0		0-0-0		HOME		0-0-0		0-0-0		3-0-0							
3-1-0		0-0-0		0-0-0		AWAY		0-0-0		2-1-0		1-0-0							
4-1-0		0-0-0		0-0-0		NEUTRAL		0-0-0		0-0-0		4-1-0							
RPI	S	Opponent	Score	RPI	S	Opponent	Score	RPI	S	Opponent	Score	RPI	S	Opponent	Score				
50	A	UCF	1 8	50	A	UCF	6 9	50	A	UCF	4 11	84	A	Ohio St.	5 8				
50	A	UCF	6 9	50	A	UCF	4 11	84	A	Ohio St.	3 7	119	A	Radford	4 10				
50	A	UCF	4 11					84	A	Ohio St.	1 7	119	A	Radford	8 9				
												121	A	Michigan St.	1 6				
												121	A	Michigan St.	1 5				
												121	A	Michigan St.	0 4				
												134	A	Canisius	3 9				
												134	A	Canisius	6 3				
												134	A	Canisius	3 1				
												168	A	Georgia St.	9 15				
												168	A	Georgia St.	5 19				
												210	A	Stetson	1 11				
												210	A	Stetson	4 5				
												210	A	Stetson	7 10				
												239	A	Charleston So.	3 5				
												239	A	Charleston So.	0 3				
												239	A	Charleston So.	5 8				
												245	A	Brown	7 14				
												245	A	Brown	3 4				
												247	A	Fordham	4 0				
												274	N	Niagara	3 2				
												274	N	Niagara	10 5				
												274	N	Niagara	7 3				
												284	H	Iona	3 2				
												284	H	Iona	5 4				
												284	H	Iona	2 0				
												287	A	Marist	6 5				

**Non-Div. I Games:**

Siena



RPI	S	Opponent	Score	
287	N	Marist	8	4
287	N	Marist	0	1
302	A	NYIT	6	0
302	A	NYIT	9	2

Siena

S  
i  
e  
n  
a

S  
i  
e  
n  
a

Average RPI Win:		221	WON-LOST RECORD		WINNING PCT. RANK		LAST 10 GAMES		STRENGTH OF SCHEDULE		OPP. STRENGTH OF SCHEDULE		TEAM RPI		ADJ RPI		CONF. RPI		ADJ CONF. RPI	
DIV. I ONLY			8-22-0		.26667 285		5-4-0		145		233		254		.44238 251		23		23	
DIV. I NON-CONF.			2-13-0		.13333 293		1-0-0		23		244		260		.44515 259		25		25	
TOTALS		RPI 1-25		RPI 26-50		W-L RECORDS		RPI 51-100		RPI 101-150		RPI 150+								
8-22-0		0-3-0		0-0-0		OVERALL		0-2-0		0-7-0		8-10-0								
4-3-0		0-0-0		0-0-0		HOME		0-0-0		0-0-0		4-3-0								
3-14-0		0-3-0		0-0-0		AWAY		0-2-0		0-2-0		3-7-0								
1-5-0		0-0-0		0-0-0		NEUTRAL		0-0-0		0-5-0		1-0-0								
2-13-0		0-3-0		0-0-0		NON-CONFERENCE		0-2-0		0-7-0		2-1-0								
1-0-0		0-0-0		0-0-0		HOME		0-0-0		0-0-0		1-0-0								
0-8-0		0-3-0		0-0-		AWAY		0-2-0		0-2-0		0-1-0								
1-5-0		0-0-0		0-0-0		NEUTRAL		0-0-0		0-5-0		1-0-0								
6-9-0		0-0-0		0-0-0		CONFERENCE		0-0-0		0-0-0		6-9-0								
3-3-0		0-0-0		0-0-0		HOME		0-0-0		0-0-0		3-3-0								
3-6-0		0-0-0		0-0-0		AWAY		0-0-0		0-0-0		3-6-0								
0-0-0		0-0-0		0-0-0		NEUTRAL		0-0-0		0-0-0		0-0-0								
RPI	S	Opponent		Score		RPI	S	Opponent		Score		RPI	S	Opponent		Score				
19	A	Maryland		1	10							141	A	Hartford		0	3			
19	A	Maryland		2	3							146	A	Army		4	9			
19	A	Maryland		0	4							146	N	Army		3	7			
												146	N	Army		4	7			
												146	N	Army		3	4			
												146	N	Army		0	14			
												146	N	Army		3	4			
												157	H	Saint Louis		3	2			
												157	H	Saint Louis		7	1			
												157	H	Saint Louis		1	2			
												161	A	Boston College		6	7			
												190	A	Richmond		1	10			
												190	A	Richmond		4	6			
												190	A	Richmond		5	8			
												202	H	Dayton		5	6			
												202	H	Dayton		2	6			
												202	H	Dayton		5	4			
												222	H	Northeastern		5	3			
												242	A	La Salle		0	3			
												242	A	La Salle		8	6			
												242	A	La Salle		7	6			
												261	N	N.C. A&T		15	0			
												283	A	George Washington		6	4			
												283	A	George Washington		2	3			
												283	A	George Washington		4	5			

**Non-Div. I Games:**

Massachusetts

Average RPI Win: 177		WON-LOST RECORD		WINNING PCT. RANK		LAST 10 GAMES		STRENGTH OF SCHEDULE		OPP. STRENGTH OF SCHEDULE		TEAM RPI		ADJ RPI		CONF. RPI		ADJ CONF. RPI	
DIV. I ONLY		14-27-0		.34146 255		4-5-0		180		187		255		.44177 252		16		16	
DIV. I NON-CONF.		10-14-0		.41667 199		2-0-0		232		183		267		.4387 267		18		18	
TOTALS		RPI 1-25		RPI 26-50		W-L RECORDS		RPI 51-100		RPI 101-150		RPI 150+							
14-27-0		1-0-0		1-5-0		OVERALL		1-1-0		1-8-0		10-13-0							
10-16-0		1-0-0		1-2-0		HOME		1-1-0		1-8-0		6-5-0							
4-11-0		0-0-0		0-3-0		AWAY		0-0-0		0-0-0		4-8-0							
0-0-0		0-0-0		0-0-0		NEUTRAL		0-0-0		0-0-0		0-0-0							
10-14-0		1-0-0		1-2-0		NON-CONFERENCE		1-1-0		0-1-0		7-10-0							
9-9-0		1-0-0		1-2-0		HOME		1-1-0		0-1-0		6-5-0							
1-5-0		0-0-0		0-0-		AWAY		0-0-0		0-0-0		1-5-0							
0-0-0		0-0-0		0-0-0		NEUTRAL		0-0-0		0-0-0		0-0-0							
4-13-0		0-0-0		0-3-0		CONFERENCE		0-0-0		1-7-0		3-3-0							
1-7-0		0-0-0		0-0-0		HOME		0-0-0		1-7-0		0-0-0							
3-6-0		0-0-0		0-3-0		AWAY		0-0-0		0-0-0		3-3-0							
0-0-0		0-0-0		0-0-0		NEUTRAL		0-0-0		0-0-0		0-0-0							
RPI	S	Opponent		Score		RPI	S	Opponent		Score		RPI	S	Opponent		Score			
11	H	Kentucky		8 6		30	A	Mercer		0 3		95	H	Ball St.		4 7			
						30	A	Mercer		1 3		99	H	Col. of Charleston		2 1			
						30	A	Mercer		5 11									
						34	H	Bryant		8 7									
						34	H	Bryant		2 13									
						34	H	Bryant		4 21									
						LAST 10 GAMES													
						122	H	Kennesaw St.		3 12		99	H	Col. of Charleston		2 1			
						122	H	Kennesaw St.		1 6		218	H	Winthrop		3 2			
						240	A	Northern Ky.		3 4		30	A	Mercer		0 3			
						240	A	Northern Ky.		3 2		30	A	Mercer		5 11			
						240	A	Northern Ky.		7 6		30	A	Mercer		1 3			
										</									

Non-Div. I Games:

USC Upstate

RPI	S	Opponent	Score	
240	A	Northern Ky.	3	2
242	H	La Salle	11	9
242	H	La Salle	5	12
242	H	La Salle	6	5
279	H	UNC Asheville	1	2

USC Upstate

U  
S  
C  
U  
p  
s  
t  
a  
t  
e

U  
S  
C  
U  
p  
s  
t  
a  
t  
e

[illegible]

**Non-Div. I Games:**

Bakersfield

RPI	S	Opponent	Score	
292	H	Chicago St.	16	7
292	H	Chicago St.	6	4

Bakersfield

B  
a  
k  
e  
r  
s  
f  
i  
e  
l  
d

B  
a  
k  
e  
r  
s  
f  
i  
e  
l  
d

Average RPI Win:	223	WON-LOST RECORD	WINNING PCT. RANK	LAST 10 GAMES	STRENGTH OF SCHEDULE	OPP. STRENGTH OF SCHEDULE	TEAM RPI	ADJ RPI	CONF. RPI	ADJ CONF. RPI											
Average RPI Loss:	234																				
DIV. I ONLY		18-19-0	.48649 151	5-5-0	288	276	257	.44057 254	24	24											
DIV. I NON-CONF.		11-11-0	.5 141	1-1-0	302	295	292	.40057 291	26	26											
TOTALS	RPI 1-25	RPI 26-50		W-L RECORDS		RPI 51-100		RPI 101-150		RPI 150+											
18-19-0	0-0-0	0-0-0		OVERALL		0-0-0		3-4-0		15-15-0											
10-2-0	0-0-0	0-0-0		HOME		0-0-0		0-0-0		10-2-0											
4-11-0	0-0-0	0-0-0		AWAY		0-0-0		3-4-0		1-7-0											
4-6-0	0-0-0	0-0-0		NEUTRAL		0-0-0		0-0-0		4-6-0											
11-11-0	0-0-0	0-0-0		NON-CONFERENCE		0-0-0		0-0-0		11-11-0											
6-2-0	0-0-0	0-0-0		HOME		0-0-0		0-0-0		6-2-0											
1-3-0	0-0-0	0-0-		AWAY		0-0-0		0-0-0		1-3-0											
4-6-0	0-0-0	0-0-0		NEUTRAL		0-0-0		0-0-0		4-6-0											
7-8-0	0-0-0	0-0-0		CONFERENCE		0-0-0		3-4-0		4-4-0											
4-0-0	0-0-0	0-0-0		HOME		0-0-0		0-0-0		4-0-0											
3-8-0	0-0-0	0-0-0		AWAY		0-0-0		3-4-0		0-4-0											
0-0-0	0-0-0	0-0-0		NEUTRAL		0-0-0		0-0-0		0-0-0											
RPI S	Opponent	Score	RPI S	Opponent	Score	RPI S	Opponent	Score	RPI S	Opponent	Score										
									110 A	Bucknell	2	11									
									110 A	Bucknell	3	7									
									110 A	Bucknell	4	2									
									110 A	Bucknell	1	9									
									146 A	Army	0	2									
									146 A	Army	3	0									
									146 A	Army	5	4									
									194 A	Temple	3	2									
									203 N	Western Mich.	6	15									
									203 N	Western Mich.	5	4									
									211 N	Maine	11	4									
									216 H	Mt. St. Mary's	7	6									
									216 H	Mt. St. Mary's	14	1									
									216 H	Mt. St. Mary's	5	1									
									216 N	Mt. St. Mary's	6	7									
									229 H	Holy Cross	6	5									
									229 H	Holy Cross	15	3									
									229 H	Holy Cross	1	0									
									229 H	Holy Cross	3	0									
									242 A	La Salle	5	6									
									265 A	Navy	1	4									
									LAST 10 GAMES									265 A	Navy	1	2
																		265 A	Navy	2	3
																		265 A	Navy	2	7
																		265 A	Navy	2	3
																		265 A	Navy	2	7
271 H	UMES	3	11																		
271 H	UMES	6	3																		
229 H	Holy Cross	15	3																		
229 H	Holy Cross	6	5																		
229 H	Holy Cross	3	0																		
229 H	Holy Cross	1	0																		
276 A	Fairleigh Dickinson	1	9																		

**Non-Div. I Games:**

Lehigh

RPI	S	Opponent	Score	
276	A	Fairleigh Dickinson	4	12
276	N	Fairleigh Dickinson	4	2
276	N	Fairleigh Dickinson	5	7
278	N	St. Bonaventure	4	6
284	H	Iona	7	10
291	N	NJIT	7	5
291	N	NJIT	3	4
292	N	Chicago St.	1	8
298	H	Coppin St.	8	2
298	H	Coppin St.	9	3

Lehigh



Average RPI Win:	230	WON-LOST RECORD	WINNING PCT. RANK	LAST 10 GAMES	STRENGTH OF SCHEDULE	OPP. STRENGTH OF SCHEDULE	TEAM RPI	ADJ RPI	CONF. RPI	ADJ CONF. RPI				
Average RPI Loss:	176													
DIV. I ONLY	11-16-0	.40741	208	2-3-0	274	234	252	.4404	255	26	26			
DIV. I NON-CONF.	5-10-0	.33333	231	0-0-0	279	234	268	.43464	272	24	24			
<hr/>														
TOTALS	RPI 1-25	RPI 26-50		W-L RECORDS		RPI 51-100		RPI 101-150		RPI 150+				
11-16-0	0-0-0	0-0-0		OVERALL		0-2-0		0-5-0		11-9-0				
5-1-0	0-0-0	0-0-0		HOME		0-0-0		0-0-0		5-1-0				
3-12-0	0-0-0	0-0-0		AWAY		0-0-0		0-5-0		3-7-0				
3-3-0	0-0-0	0-0-0		NEUTRAL		0-2-0		0-0-0		3-1-0				
<hr/>														
5-10-0	0-0-0	0-0-0		NON-CONFERENCE		0-2-0		0-2-0		5-6-0				
0-0-0	0-0-0	0-0-0		HOME		0-0-0		0-0-0		0-0-0				
2-7-0	0-0-0	0-0-		AWAY		0-0-0		0-2-0		2-5-0				
3-3-0	0-0-0	0-0-0		NEUTRAL		0-2-0		0-0-0		3-1-0				
<hr/>														
6-6-0	0-0-0	0-0-0		CONFERENCE		0-0-0		0-3-0		6-3-0				
5-1-0	0-0-0	0-0-0		HOME		0-0-0		0-0-0		5-1-0				
1-5-0	0-0-0	0-0-0		AWAY		0-0-0		0-3-0		1-2-0				
0-0-0	0-0-0	0-0-0		NEUTRAL		0-0-0		0-0-0		0-0-0				
<hr/>														
RPI S	Opponent	Score	RPI S	Opponent	Score	RPI S	Opponent	Score	RPI S	Opponent	Score			
						58 N	Kansas	8	9	111 A	Wright St.	6	11	
						95 N	Ball St.	1	3	111 A	Wright St.	5	6	
											111 A	Wright St.	4	5
											120 A	Missouri	3	4
											120 A	Missouri	5	7
											181 N	Omaha	5	4
											188 H	Valparaiso	0	4
											188 H	Valparaiso	5	0
											188 H	Valparaiso	3	0
											189 N	Akron	5	13
											189 N	Akron	10	4
											206 A	Austin Peay	4	5
											206 A	Austin Peay	7	12
											220 A	Northern Ill.	3	2
											243 H	Oakland	4	3
											243 H	Oakland	4	3
											243 H	Oakland	8	2
											253 A	Bakersfield	3	9
											253 A	Bakersfield	4	8
											253 A	Bakersfield	3	8
											267 A	Ill.-Chicago	4	10
											267 A	Ill.-Chicago	10	8
											267 A	Ill.-Chicago	2	8
											278 N	St. Bonaventure	14	3
											292 A	Chicago St.	12	8
			LAST 10 GAMES											
						188 H	Valparaiso	5	0	111 A	Wright St.	4	5	
						188 H	Valparaiso	3	0	220 A	Northern Ill.	3	2	
						188 H	Valparaiso	0	4	243 H	Oakland	8	2	
						111 A	Wright St.	5	6	243 H	Oakland	4	3	
						111 A	Wright St.	6	11	243 H	Oakland	4	3	

Non-Div. I Games: MSOE 13 1 Edgewood 4 1

Milwaukee

Average RPI Win: 170		WON-LOST RECORD		WINNING PCT. RANK		LAST 10 GAMES		STRENGTH OF SCHEDULE		OPP. STRENGTH OF SCHEDULE		TEAM RPI		ADJ RPI		CONF. RPI		ADJ CONF. RPI					
DIV. I ONLY		8-33-0		.19512 296		1-9-0		89		191		259		.44025 256		13		13					
DIV. I NON-CONF.		6-16-0		.27273 269		0-3-0		37		233		196		.47612 195		12		12					
TOTALS		RPI 1-25		RPI 26-50		W-L RECORDS		RPI 51-100		RPI 101-150		RPI 150+											
8-33-0		0-6-0		0-3-0		OVERALL		3-7-0		0-3-0		5-14-0											
3-12-0		0-2-0		0-0-0		HOME		1-5-0		0-0-0		2-5-0											
4-19-0		0-4-0		0-3-0		AWAY		1-2-0		0-3-0		3-7-0											
1-2-0		0-0-0		0-0-0		NEUTRAL		1-0-0		0-0-0		0-2-0											
6-16-0		0-6-0		0-0-0		NON-CONFERENCE		2-5-0		0-0-0		4-5-0											
2-7-0		0-2-0		0-0-0		HOME		0-3-0		0-0-0		2-2-0											
3-7-0		0-4-0		0-0-		AWAY		1-2-0		0-0-0		2-1-0											
1-2-0		0-0-0		0-0-0		NEUTRAL		1-0-0		0-0-0		0-2-0											
2-17-0		0-0-0		0-3-0		CONFERENCE		1-2-0		0-3-0		1-9-0											
1-5-0		0-0-0		0-0-0		HOME		1-2-0		0-0-0		0-3-0											
1-12-0		0-0-0		0-3-0		AWAY		0-0-0		0-3-0		1-6-0											
0-0-0		0-0-0		0-0-0		NEUTRAL		0-0-0		0-0-0		0-0-0											
RPI	S	Opponent		Score		RPI	S	Opponent		Score		RPI	S	Opponent		Score		RPI	S	Opponent		Score	
15	A	Washington		6	7	42	A	Pepperdine		0	6	62	N	Kansas St.		5	2	148	A	Loyola Marymount		8	10
22	A	Oregon		10	15	42	A	Pepperdine		1	6	65	H	UC Irvine		2	6	148	A	Loyola Marymount		7	8
22	A	Oregon		2	8	42	A	Pepperdine		0	1	65	H	UC Irvine		3	5	148	A	Loyola Marymount		2	5
22	H	Oregon		0	3							65	H	UC Irvine		1	5	164	A	Gonzaga		4	8
23	A	Oregon St.		0	5							76	H	San Diego		2	13	164	A	Gonzaga		2	8
23	H	Oregon St.		6	9							76	H	San Diego		2	12	164	A	Gonzaga		0	3
												76	H	San Diego		10	9	170	A	Santa Clara		9	1
												91	A	UCLA		1	0	170	A	Santa Clara		1	3
												91	A	UCLA		3	4	170	A	Santa Clara		3	7
												91	A	UCLA		1	12	176	N	UC Davis		2	11
																		176	N	UC Davis		7	8
																		228	A	Seattle		6	2
																		228	A	Seattle		6	0
																		228	A	Seattle		4	5
																		228	H	Seattle		3	7
																		228	H	Seattle		4	9
																		233	A	St. Mary's (CA)		2	5
																		233	H	St. Mary's (CA)		2	6
																		233	H	St. Mary's (CA)		3	5
																		233	H	St. Mary's (CA)		0	2
																		253	H	Bakersfield		1	0
																		253	H	Bakersfield		5	1
LAST 10 GAMES																							
164	A	Gonzaga		0	3	76	H	San Diego		10	9												
164	A	Gonzaga		4	8	76	H	San Diego		2	12												
164	A	Gonzaga		2	8	22	H	Oregon		0	3												
228	H	Seattle		4	9	22	A	Oregon		10	15												
76	H	San Diego		2	13	170	A	Santa Clara		1	3												

Non-Div. I Games:

Portland





Average RPI Win: 222		WON-LOST	WINNING	LAST 10	STRENGTH OF		OPP. STRENGTH	TEAM	ADJ		CONF.	ADJ CONF.
Average RPI Loss: 177		RECORD	PCT. RANK	GAMES	SCHEDULE		OF SCHEDULE	RPI	RPI		RPI	RPI
DIV. I ONLY		10-25-0	.28571	278	5-5-0		140	299	261		.43944	259
DIV. I NON-CONF.		5-16-0	.2381	274	0-2-0		74	300	235		.46022	234
TOTALS		RPI 1-25	RPI 26-50		W-L RECORDS		RPI 51-100		RPI 101-150		RPI 150+	
10-25-0		0-0-0	0-1-0		OVERALL		0-3-0		2-5-0		8-16-0	
5-3-0		0-0-0	0-0-0		HOME		0-0-0		0-0-0		5-3-0	
2-19-0		0-0-0	0-1-0		AWAY		0-3-0		1-4-0		1-11-0	
3-3-0		0-0-0	0-0-0		NEUTRAL		0-0-0		1-1-0		2-2-0	
5-16-0		0-0-0	0-1-0		NON-CONFERENCE		0-3-0		2-2-0		3-10-0	
0-0-0		0-0-0	0-0-0		HOME		0-0-0		0-0-0		0-0-0	
2-13-0		0-0-0	0-0-		AWAY		0-3-0		1-1-0		1-8-0	
3-3-0		0-0-0	0-0-0		NEUTRAL		0-0-0		1-1-0		2-2-0	
5-9-0		0-0-0	0-0-0		CONFERENCE		0-0-0		0-3-0		5-6-0	
5-3-0		0-0-0	0-0-0		HOME		0-0-0		0-0-0		5-3-0	
0-6-0		0-0-0	0-0-0		AWAY		0-0-0		0-3-0		0-3-0	
0-0-0		0-0-0	0-0-0		NEUTRAL		0-0-0		0-0-0		0-0-0	
RPI S	Opponent	Score	RPI S	Opponent	Score	RPI S	Opponent	Score	RPI S	Opponent	Score	
			44 A	Wake Forest	2 8	81 A	UTSA	0 1	123 A	Seton Hall	3 11	
						81 A	UTSA	0 14	123 A	Seton Hall	9 8	
						81 A	UTSA	3 15	128 N	UConn	1 10	
									131 N	Stony Brook	7 3	
									134 A	Canisius	8 9	
									134 A	Canisius	4 11	
									134 A	Canisius	3 9	
									157 N	Saint Louis	5 8	
									157 N	Saint Louis	6 5	
									158 A	Penn	4 8	
									191 H	Fairfield	2 8	
									191 H	Fairfield	4 7	
									194 N	Temple	5 3	
									194 N	Temple	1 2	
									196 A	Wagner	7 13	
									223 A	LIU Brooklyn	5 11	
									226 A	Quinnipiac	2 5	
									226 A	Quinnipiac	3 9	
									226 A	Quinnipiac	2 9	
									241 A	Delaware St.	7 13	
									241 A	Delaware St.	6 8	
									241 A	Delaware St.	3 6	
									244 H	Monmouth	7 6	
									244 H	Monmouth	7 9	
									244 H	Monmouth	8 7	
									246 A	Villanova	4 5	
									280 H	Rider	6 1	
				LAST 10 GAMES								
			226 A	Quinnipiac	3 9	280 H	Rider	8 7	244 H	Monmouth	7 6	
			226 A	Quinnipiac	2 9	280 H	Rider	3 0	244 H	Monmouth	7 9	
			226 A	Quinnipiac	2 5	158 A	Penn	4 8	244 H	Monmouth	8 7	
			196 A	Wagner	7 13	244 H	Monmouth	8 7	246 A	Villanova	4 5	
			280 H	Rider	6 1	244 H	Monmouth	7 6	280 H	Rider	6 1	

Non-Div. I Games:

Saint Peter's

RPI	S	Opponent	Score	
280	H	Rider	3	0
280	H	Rider	8	7
283	A	George Washington	4	11
291	A	NJIT	6	3

Saint Peter's

S  
a  
i  
n  
t  
P  
e  
t  
e  
r  
'  
s

S  
a  
i  
n  
t  
P  
e  
t  
e  
r  
'  
s

Average RPI Win:	236	WON-LOST RECORD	WINNING PCT. RANK	LAST 10 GAMES		STRENGTH OF SCHEDULE	OPP. STRENGTH OF SCHEDULE	TEAM RPI	ADJ RPI	CONF. RPI	ADJ CONF. RPI	
DIV. I ONLY		16-20-0	.44444	183	6-4-0	279	172	262	.43915	260	27	27
DIV. I NON-CONF.		8-15-0	.34783	230	0-2-0	278	86	284	.41791	284	27	27
<hr/>												
TOTALS	RPI 1-25		RPI 26-50		W-L RECORDS		RPI 51-100		RPI 101-150		RPI 150+	
16-20-0	0-4-0		0-0-0		OVERALL		0-2-0		0-3-0		16-11-0	
10-10-0	0-0-0		0-0-0		HOME		0-1-0		0-3-0		10-6-0	
6-10-0	0-4-0		0-0-0		AWAY		0-1-0		0-0-0		6-5-0	
0-0-0	0-0-0		0-0-0		NEUTRAL		0-0-0		0-0-0		0-0-0	
<hr/>												
8-15-0	0-4-0		0-0-0		NON-CONFERENCE		0-2-0		0-0-0		8-9-0	
7-6-0	0-0-0		0-0-0		HOME		0-1-0		0-0-0		7-5-0	
1-9-0	0-4-0		0-0-		AWAY		0-1-0		0-0-0		1-4-0	
0-0-0	0-0-0		0-0-0		NEUTRAL		0-0-0		0-0-0		0-0-0	
<hr/>												
8-5-0	0-0-0		0-0-0		CONFERENCE		0-0-0		0-3-0		8-2-0	
3-4-0	0-0-0		0-0-0		HOME		0-0-0		0-3-0		3-1-0	
5-1-0	0-0-0		0-0-0		AWAY		0-0-0		0-0-0		5-1-0	
0-0-0	0-0-0		0-0-0		NEUTRAL		0-0-0		0-0-0		0-0-0	
<hr/>												
RPI S	Opponent	Score	RPI S	Opponent	Score	RPI S	Opponent	Score	RPI S	Opponent	Score	
12 A	Texas Tech	3 5				52 A	New Mexico	7 17	147 H	Sacramento St.	2 8	
12 A	Texas Tech	4 14				52 H	New Mexico	4 14	147 H	Sacramento St.	6 20	
12 A	Texas Tech	7 8							147 H	Sacramento St.	0 11	
12 A	Texas Tech	2 15							176 A	UC Davis	0 4	
									176 A	UC Davis	1 5	
									176 A	UC Davis	6 4	
									176 A	UC Davis	5 6	
									183 A	Air Force	6 9	
									213 H	SIU Edwardsville	4 1	
									213 H	SIU Edwardsville	12 2	
									213 H	SIU Edwardsville	16 12	
									213 H	SIU Edwardsville	3 4	
									221 A	Tex.-Pan American	3 2	
									221 A	Tex.-Pan American	7 4	
									221 A	Tex.-Pan American	4 9	
									228 H	Seattle	6 5	
									228 H	Seattle	5 3	
									228 H	Seattle	3 9	
									228 H	Seattle	7 4	
									233 H	St. Mary's (CA)	14 2	
									233 H	St. Mary's (CA)	3 8	
									233 H	St. Mary's (CA)	8 6	
									233 H	St. Mary's (CA)	4 2	
									243 H	Oakland	11 14	
									243 H	Oakland	3 7	
									243 H	Oakland	17 2	
									243 H	Oakland	3 8	
<hr/>												
			LAST 10 GAMES									
			228 H	Seattle	5 3		299 A	Northern Colo.	12 9			
			228 H	Seattle	6 5		299 A	Northern Colo.	7 4			
			228 H	Seattle	3 9		299 A	Northern Colo.	16 4			
			228 H	Seattle	7 4		52 A	New Mexico	7 17			
			183 A	Air Force	6 9		147 H	Sacramento St.	6 20			

**Non-Div. I Games:**

New Mexico St.

New Mexico St.



Average RPI Win: 214		WON-LOST	WINNING	LAST 10	STRENGTH OF		OPP. STRENGTH	TEAM	ADJ		CONF.	ADJ CONF.	
Average RPI Loss: 179		RECORD	PCT. RANK	GAMES	SCHEDULE		OF SCHEDULE	RPI	RPI		RPI	RPI	
DIV. I ONLY		15-24-0	.38462	228	4-6-0		237	257	263	.43845	261	30	30
DIV. I NON-CONF.		7-14-0	.33333	231	2-2-0		143	169	246	.45382	246	31	30
TOTALS		RPI 1-25	RPI 26-50		W-L RECORDS		RPI 51-100		RPI 101-150		RPI 150+		
15-24-0	0-0-0	1-3-0		OVERALL		1-5-0		1-0-0		12-16-0			
10-9-0	0-0-0	0-2-0		HOME		1-0-0		1-0-0		8-7-0			
5-14-0	0-0-0	1-1-0		AWAY		0-5-0		0-0-0		4-8-0			
0-1-0	0-0-0	0-0-0		NEUTRAL		0-0-0		0-0-0		0-1-0			
7-14-0	0-0-0	1-3-0		NON-CONFERENCE		1-5-0		1-0-0		4-6-0			
6-4-0	0-0-0	0-2-0		HOME		1-0-0		1-0-0		4-2-0			
1-9-0	0-0-0	1-0-		AWAY		0-5-0		0-0-0		0-3-0			
0-1-0	0-0-0	0-0-0		NEUTRAL		0-0-0		0-0-0		0-1-0			
8-10-0	0-0-0	0-0-0		CONFERENCE		0-0-0		0-0-0		8-10-0			
4-5-0	0-0-0	0-0-0		HOME		0-0-0		0-0-0		4-5-0			
4-5-0	0-0-0	0-0-0		AWAY		0-0-0		0-0-0		4-5-0			
0-0-0	0-0-0	0-0-0		NEUTRAL		0-0-0		0-0-0		0-0-0			
RPI S	Opponent	Score	RPI S	Opponent	Score	RPI S	Opponent	Score	RPI S	Opponent	Score		
34 H	Bryant	0 1	34 H	Bryant	0 4	61 A	North Carolina St.	0 15	119 H	Radford	8 6		
34 H	Bryant	0 4	61 A	North Carolina St.	4 17	165 H	Marshall	2 6	165 H	Marshall	8 7		
41 A	High Point	7 6	83 A	Elon	2 10	165 H	Marshall	8 7	165 H	Marshall	2 1		
47 A	North Carolina	0 10	83 H	Elon	5 3	167 A	UNC Greensboro	7 8	167 A	UNC Greensboro	8 13		
			93 A	Davidson	1 3	215 H	Florida A&M	2 4	215 H	Florida A&M	7 11		
			93 A	Davidson	4 7	215 H	Florida A&M	2 5	215 H	Florida A&M	2 8		
						218 A	Winthrop	2 8	236 A	Bethune-Cookman	3 5		
						236 A	Bethune-Cookman	12 8	236 A	Bethune-Cookman	5 1		
						236 A	Bethune-Cookman	5 4	236 H	Bethune-Cookman	4 3		
						236 H	Bethune-Cookman	4 3	236 H	Bethune-Cookman	1 3		
						236 H	Bethune-Cookman	1 3	251 N	Massachusetts	0 15		
						276 A	Savannah St.	4 3	276 A	Savannah St.	15 1		
						276 A	Savannah St.	0 10	276 A	Savannah St.	0 4		
						285 A	N.C. Central	0 4	285 A	N.C. Central	3 5		
						285 A	N.C. Central	3 5	285 A	N.C. Central	3 12		
						285 A	N.C. Central	6 5	285 H	N.C. Central	3 9		
						285 H	N.C. Central	5 1	285 H	N.C. Central	5 1		
						285 A	N.C. Central	3 5	287 H	Marist	7 6		
						287 H	Marist	3 0					
						47 A	North Carolina	0 10					
						285 A	N.C. Central	3 12					
						285 A	N.C. Central	0 4					
						285 A	N.C. Central	3 5					
						287 H	Marist	10 14					
						287 H	Marist	7 6					
						236 H	Bethune-Cookman	4 3					
						236 H	Bethune-Cookman	1 3					
						236 H	Bethune-Cookman	5 4					
						287 H	Marist	10 14					
						287 H	Marist	7 6					

Non-Div. I Games:

N.C. A&amp;T

RPI	S	Opponent	Score	
287	H	Marist	3	0
287	H	Marist	10	14

N.C. A&T

N  
.  
C  
.  
A  
&  
T

N  
.  
C  
.  
A  
&  
T



RPI	S	Opponent	Score	
296	N	Ohio	6	7

Murray St.

M  
u  
r  
r  
a  
y  
S  
t  
.

M  
u  
r  
r  
a  
y  
S  
t  
.

UMBC

Average RPI Win: 253		WON-LOST	WINNING	LAST 10	STRENGTH OF	OPP. STRENGTH	TEAM	ADJ	CONF.	ADJ CONF.							
Average RPI Loss: 151		RECORD	PCT. RANK	GAMES	SCHEDULE	OF SCHEDULE	RPI	RPI	RPI	RPI							
DIV. I ONLY		11-18-0	.37931	232	6-4-0	264	239	264	.43806	263	25	25					
DIV. I NON-CONF.		5-12-0	.29412	260	3-1-0	71	252	201	.47446	200	23	23					
<hr/>																	
TOTALS		RPI 1-25		RPI 26-50		W-L RECORDS		RPI 51-100		RPI 101-150		RPI 150+					
11-18-0		0-1-0		0-0-0		OVERALL		0-8-0		0-0-0		11-9-0					
5-4-0		0-0-0		0-0-0		HOME		0-0-0		0-0-0		5-4-0					
5-12-0		0-0-0		0-0-0		AWAY		0-7-0		0-0-0		5-5-0					
1-2-0		0-1-0		0-0-0		NEUTRAL		0-1-0		0-0-0		1-0-0					
<hr/>																	
5-12-0		0-1-0		0-0-0		NON-CONFERENCE		0-8-0		0-0-0		5-3-0					
2-1-0		0-0-0		0-0-0		HOME		0-0-0		0-0-0		2-1-0					
2-9-0		0-0-0		0-0-		AWAY		0-7-0		0-0-0		2-2-0					
1-2-0		0-1-0		0-0-0		NEUTRAL		0-1-0		0-0-0		1-0-0					
<hr/>																	
6-6-0		0-0-0		0-0-0		CONFERENCE		0-0-0		0-0-0		6-6-0					
3-3-0		0-0-0		0-0-0		HOME		0-0-0		0-0-0		3-3-0					
3-3-0		0-0-0		0-0-0		AWAY		0-0-0		0-0-0		3-3-0					
0-0-0		0-0-0		0-0-0		NEUTRAL		0-0-0		0-0-0		0-0-0					
<hr/>																	
RPI	S	Opponent		Score		RPI	S	Opponent		Score		RPI	S	Opponent		Score	
19	N	Maryland		0 6								167	N	UNC Greensboro		2 0	
												197	A	Coastal Caro.		5 7	
												205	A	Binghamton		4 8	
												205	A	Binghamton		3 16	
												205	A	Binghamton		3 7	
												211	H	Maine		2 1	
												211	H	Maine		1 4	
												211	H	Maine		7 6	
												241	A	Delaware St.		9 16	
												241	H	Delaware St.		17 5	
												265	A	Navy		8 3	
												265	H	Navy		7 9	
												271	H	UMES		5 2	
												281	A	Albany (NY)		9 5	
												281	A	Albany (NY)		4 2	
												281	A	Albany (NY)		10 6	
												281	H	Albany (NY)		4 6	
												281	H	Albany (NY)		3 2	
												281	H	Albany (NY)		7 9	
												298	A	Coppin St.		3 0	
<hr/>																	
LAST 10 GAMES																	
298	A	Coppin St.		3 0		205	A	Binghamton		4 8							
281	A	Albany (NY)		10 6		205	A	Binghamton		3 7							
281	A	Albany (NY)		9 5		205	A	Binghamton		3 16							
281	A	Albany (NY)		4 2		271	H	UMES		5 2							
241	H	Delaware St.		17 5		241	A	Delaware St.		9 16							

Non-Div. I Games:

UMBC

Average RPI Win: 202		WON-LOST	WINNING	LAST 10	STRENGTH OF		OPP. STRENGTH	TEAM	ADJ	CONF.	ADJ CONF.
Average RPI Loss: 157		RECORD	PCT. RANK	GAMES	SCHEDULE		OF SCHEDULE	RPI	RPI	RPI	RPI
DIV. I ONLY		10-24-0	.29412	275	4-6-0		200	246	265	.43643	264
DIV. I NON-CONF.		5-13-0	.27778	266	0-0-0		94	247	231	.46233	230
TOTALS		RPI 1-25	RPI 26-50		W-L RECORDS		RPI 51-100		RPI 101-150		RPI 150+
10-24-0	0-0-0	0-2-0		OVERALL		0-4-0		2-5-0		8-13-0	
3-6-0	0-0-0	0-2-0		HOME		0-0-0		0-0-0		3-4-0	
4-12-0	0-0-0	0-0-0		AWAY		0-4-0		0-0-0		4-8-0	
3-6-0	0-0-0	0-0-0		NEUTRAL		0-0-0		2-5-0		1-1-0	
5-13-0	0-0-0	0-0-0		NON-CONFERENCE		0-4-0		2-5-0		3-4-0	
1-0-0	0-0-0	0-0-0		HOME		0-0-0		0-0-0		1-0-0	
1-7-0	0-0-0	0-0-		AWAY		0-4-0		0-0-0		1-3-0	
3-6-0	0-0-0	0-0-0		NEUTRAL		0-0-0		2-5-0		1-1-0	
5-11-0	0-0-0	0-2-0		CONFERENCE		0-0-0		0-0-0		5-9-0	
2-6-0	0-0-0	0-2-0		HOME		0-0-0		0-0-0		2-4-0	
3-5-0	0-0-0	0-0-0		AWAY		0-0-0		0-0-0		3-5-0	
0-0-0	0-0-0	0-0-0		NEUTRAL		0-0-0		0-0-0		0-0-0	
RPI S	Opponent	Score	RPI S	Opponent	Score	RPI S	Opponent	Score	RPI S	Opponent	Score
			49 H	Columbia	6 12	82 A	Oral Roberts	4 6	121 N	Michigan St.	0 1
			49 H	Columbia	3 8	82 A	Oral Roberts	3 5	121 N	Michigan St.	7 3
						82 A	Oral Roberts	5 6	121 N	Michigan St.	0 4
						82 A	Oral Roberts	3 4	128 N	UConn	4 9
									146 N	Army	4 6
									146 N	Army	2 3
									146 N	Army	5 1
									158 H	Penn	6 9
									158 H	Penn	3 7
									161 H	Boston College	6 5
									162 A	Lamar	3 10
									162 A	Lamar	3 4
									162 A	Lamar	2 3
									162 A	Lamar	4 0
									208 A	Princeton	2 6
									208 A	Princeton	4 3
									212 A	Cornell	6 5
									212 A	Cornell	2 6
									227 A	Yale	6 7
									227 A	Yale	0 1
									227 A	Yale	6 2
									227 A	Yale	2 8
									245 H	Brown	4 5
									245 H	Brown	13 3
									245 H	Brown	0 1
									245 H	Brown	10 8
									245 H	Brown	10 8
									289 N	North Dakota St.	2 15
LAST 10 GAMES			227 A	Yale	0 1	208 A	Princeton	4 3	245 H	Brown	4 5
			227 A	Yale	6 7	245 H	Brown	13 3	245 H	Brown	13 3
			227 A	Yale	6 2	245 H	Brown	0 1	245 H	Brown	0 1
			227 A	Yale	2 8	245 H	Brown	10 8	245 H	Brown	10 8
			208 A	Princeton	2 6	245 H	Brown	4 5	289 N	North Dakota St.	2 15

Non-Div. I Games:

Harvard

RPI	S	Opponent	Score	
289	N	North Dakota St.	2	1

Harvard

H  
a  
r  
v  
a  
r  
d

H  
a  
r  
v  
a  
r  
d

Average RPI Win: 231		WON-LOST RECORD	WINNING PCT. RANK	LAST 10 GAMES	STRENGTH OF SCHEDULE	OPP. STRENGTH OF SCHEDULE	TEAM RPI	ADJ RPI		CONF. RPI	ADJ CONF. RPI			
Average RPI Loss: 189														
DIV. I ONLY		21-22-0	.48837 149	6-4-0	283	248	266	.43548	265	24	24			
DIV. I NON-CONF.		13-14-0	.48148 159	0-2-0	284	277	282	.42725	282	26	26			
<hr/>														
TOTALS		RPI 1-25	RPI 26-50		W-L RECORDS		RPI 51-100		RPI 101-150		RPI 150+			
21-22-0		0-1-0	0-0-0		OVERALL		0-0-0		0-5-0		21-16-0			
16-10-0		0-0-0	0-0-0		HOME		0-0-0		0-1-0		16-9-0			
4-10-0		0-1-0	0-0-0		AWAY		0-0-0		0-4-0		4-5-0			
1-2-0		0-0-0	0-0-0		NEUTRAL		0-0-0		0-0-0		1-2-0			
13-14-0		0-1-0	0-0-0		NON-CONFERENCE		0-0-0		0-1-0		13-12-0			
10-8-0		0-0-0	0-0-0		HOME		0-0-0		0-1-0		10-7-0			
2-4-0		0-1-0	0-0-		AWAY		0-0-0		0-0-0		2-3-0			
1-2-0		0-0-0	0-0-0		NEUTRAL		0-0-0		0-0-0		1-2-0			
8-8-0		0-0-0	0-0-0		CONFERENCE		0-0-0		0-4-0		8-4-0			
6-2-0		0-0-0	0-0-0		HOME		0-0-0		0-0-0		6-2-0			
2-6-0		0-0-0	0-0-0		AWAY		0-0-0		0-4-0		2-2-0			
0-0-0		0-0-0	0-0-0		NEUTRAL		0-0-0		0-0-0		0-0-0			
RPI	S	Opponent	Score		RPI	S	Opponent	Score		RPI	S	Opponent	Score	
19	A	Maryland	4	11						109	H	Towson	2	3
										110	A	Bucknell	1	2
										110	A	Bucknell	1	4
										110	A	Bucknell	0	1
										110	A	Bucknell	2	5
										158	H	Penn	2	1
										183	N	Air Force	1	9
										183	N	Air Force	3	0
										183	N	Air Force	0	2
										208	H	Princeton	2	4
										208	H	Princeton	9	4
										208	H	Princeton	0	1
										208	H	Princeton	8	2
										212	H	Cornell	2	3
										212	H	Cornell	4	2
										212	H	Cornell	2	4
										215	A	Florida A&M	3	7
										215	A	Florida A&M	2	0
										215	A	Florida A&M	2	3
										226	H	Quinnipiac	8	4
										226	H	Quinnipiac	3	2
										226	H	Quinnipiac	3	4
										226	H	Quinnipiac	15	0
										229	H	Holy Cross	3	6
										229	H	Holy Cross	3	1
										229	H	Holy Cross	1	6
										229	H	Holy Cross	13	2
LAST 10 GAMES														
		254 H Lehigh	4	1			231 A Lafayette	7	9			226 H Quinnipiac	15	0
		254 H Lehigh	2	1			231 A Lafayette	9	8			229 H Holy Cross	3	6
		254 H Lehigh	7	2			231 A Lafayette	4	5			229 H Holy Cross	3	1
		254 H Lehigh	3	2			231 A Lafayette	6	0			229 H Holy Cross	1	6
		19 A Maryland	4	11			271 A UMES	7	8			229 H Holy Cross		2

Non-Div. I Games: Washington Col. 9 3

Navy



RPI	S	Opponent	Score	
231	A	Lafayette	4	5
231	A	Lafayette	6	0
231	A	Lafayette	9	8
231	A	Lafayette	7	9
241	H	Delaware St.	12	1
244	H	Monmouth	4	3
254	H	Lehigh	4	1
254	H	Lehigh	3	2
254	H	Lehigh	7	2
254	H	Lehigh	2	1
263	A	UMBC	9	7
263	H	UMBC	3	8
271	A	UMES	7	8
271	H	UMES	4	10
298	H	Coppin St.	6	5

N  
a  
v  
y

Navy

Average RPI Win:		222	WON-LOST RECORD		WINNING PCT. RANK		LAST 10 GAMES		STRENGTH OF SCHEDULE		OPP. STRENGTH OF SCHEDULE		TEAM RPI		ADJ RPI		CONF. RPI		ADJ CONF. RPI		
DIV. I ONLY			9-20-0		.31034 270		2-8-0		146		158		245		.43509 266		15		15		
DIV. I NON-CONF.			5-11-0		.3125 251		0-2-0		140		139		221		.45451 245		17		17		
TOTALS		RPI 1-25		RPI 26-50		W-L RECORDS		RPI 51-100		RPI 101-150		RPI 150+									
9-20-0		0-2-0		0-0-0		OVERALL		0-10-0		0-0-0		9-8-0									
7-7-0		0-0-0		0-0-0		HOME		0-2-0		0-0-0		7-5-0									
2-11-0		0-2-0		0-0-0		AWAY		0-7-0		0-0-0		2-2-0									
0-2-0		0-0-0		0-0-0		NEUTRAL		0-1-0		0-0-0		0-1-0									
5-11-0		0-2-0		0-0-0		NON-CONFERENCE		0-6-0		0-0-0		5-3-0									
3-1-0		0-0-0		0-0-0		HOME		0-1-0		0-0-0		3-0-0									
2-8-0		0-2-0		0-0-		AWAY		0-4-0		0-0-0		2-2-0									
0-2-0		0-0-0		0-0-0		NEUTRAL		0-1-0		0-0-0		0-1-0									
4-9-0		0-0-0		0-0-0		CONFERENCE		0-4-0		0-0-0		4-5-0									
4-6-0		0-0-0		0-0-0		HOME		0-1-0		0-0-0		4-5-0									
0-3-0		0-0-0		0-0-0		AWAY		0-3-0		0-0-0		0-0-0									
0-0-0		0-0-0		0-0-0		NEUTRAL		0-0-0		0-0-0		0-0-0									
RPI	S	Opponent		Score		RPI	S	Opponent		Score		RPI	S	Opponent		Score					
12	A	Texas Tech		2	19			53 A Oklahoma St.		7	15	151	H	Grand Canyon		3	2				
12	A	Texas Tech		2	6			59 A Sam Houston St.		2	3	152	H	Stephen F. Austin		8	12				
								59 A Sam Houston St.		3	8	152	H	Stephen F. Austin		8	6				
								59 A Sam Houston St.		0	7	152	H	Stephen F. Austin		3	0				
								64 A Texas A&M		2	20	155	A	Texas-Arlington		2	1				
								87 A Oklahoma		1	4	156	N	Utah		8	9				
								87 A Oklahoma		1	3	162	H	Lamar		7	16				
								96 H Missouri St.		0	12	162	H	Lamar		4	5				
								96 N Missouri St.		3	12	162	H	Lamar		4	6				
								97 H Central Ark.		4	6	269	H	Incarnate Word		4	1				
												269	H	Incarnate Word		4	2				
												269	H	Incarnate Word		3	11				
												272	A	Alabama A&M		13	12				
												272	A	Alabama A&M		1	7				
												272	A	Alabama A&M		8	9				
												291	H	NJIT		6	5				
												291	H	NJIT		10	1				
LAST 10 GAMES																					
152 H Stephen F. Austin						3	0	59 A Sam Houston St.						2	3						
152 H Stephen F. Austin						8	6	59 A Sam Houston St.						3	8						
152 H Stephen F. Austin						8	12	12 A Texas Tech						2	19						
64 A Texas A&M						2	20	162 H Lamar						7	16						
59 A Sam Houston St.						0	7	162 H Lamar						4	5						
Non-Div. I Games:		Texas Col.		6	1	Texas Col.		10	0	Arlington Baptist		4	2	East Central		5	9				
		Arlington Baptist		12	2	Arlington Baptist		14	4	East Central		3	8			Abilene Christian					

Average RPI Win: 246		WON-LOST	WINNING	LAST 10	STRENGTH OF		OPP. STRENGTH	TEAM	ADJ		CONF.	ADJ CONF.
Average RPI Loss: 147		RECORD	PCT. RANK	GAMES	SCHEDULE		OF SCHEDULE	RPI	RPI		RPI	RPI
DIV. I ONLY		14-18-0	.4375	187	5-5-0		281	213	267		26	26
DIV. I NON-CONF.		5-9-0	.35714	225	0-1-0		252	177	262		24	24
TOTALS		RPI 1-25	RPI 26-50		W-L RECORDS		RPI 51-100		RPI 101-150		RPI 150+	
14-18-0		0-3-0	0-0-0		OVERALL		0-0-0		0-7-0		14-8-0	
8-7-0		0-0-0	0-0-0		HOME		0-0-0		0-3-0		8-4-0	
3-10-0		0-3-0	0-0-0		AWAY		0-0-0		0-3-0		3-4-0	
3-1-0		0-0-0	0-0-0		NEUTRAL		0-0-0		0-1-0		3-0-0	
5-9-0		0-3-0	0-0-0		NON-CONFERENCE		0-0-0		0-1-0		5-5-0	
1-2-0		0-0-0	0-0-0		HOME		0-0-0		0-0-0		1-2-0	
1-6-0		0-3-0	0-0-		AWAY		0-0-0		0-0-0		1-3-0	
3-1-0		0-0-0	0-0-0		NEUTRAL		0-0-0		0-1-0		3-0-0	
9-9-0		0-0-0	0-0-0		CONFERENCE		0-0-0		0-6-0		9-3-0	
7-5-0		0-0-0	0-0-0		HOME		0-0-0		0-3-0		7-2-0	
2-4-0		0-0-0	0-0-0		AWAY		0-0-0		0-3-0		2-1-0	
0-0-0		0-0-0	0-0-0		NEUTRAL		0-0-0		0-0-0		0-0-0	
RPI S	Opponent	Score	RPI S	Opponent	Score	RPI S	Opponent	Score	RPI S	Opponent	Score	
16 A	Vanderbilt	1 14							111 A	Wright St.	6 8	
16 A	Vanderbilt	1 12							111 A	Wright St.	10 18	
16 A	Vanderbilt	0 2							111 A	Wright St.	7 8	
									111 H	Wright St.	7 9	
									111 H	Wright St.	5 11	
									111 H	Wright St.	1 4	
									120 N	Missouri	0 4	
									153 A	UALR	5 9	
									162 A	Lamar	7 8	
									162 A	Lamar	6 3	
									188 H	Valparaiso	3 4	
									188 H	Valparaiso	5 4	
									188 H	Valparaiso	6 3	
									192 H	Purdue	18 5	
									220 H	Northern Ill.	7 8	
									243 A	Oakland	3 15	
									243 A	Oakland	11 1	
									243 A	Oakland	16 6	
									255 H	Milwaukee	10 4	
									255 H	Milwaukee	8 2	
									255 H	Milwaukee	8 10	
									268 N	IPFW	14 6	
									287 N	Marist	11 3	
									287 N	Marist	10 7	
									290 H	Youngstown St.	6 5	
									290 H	Youngstown St.	12 2	
									290 H	Youngstown St.	12 6	
			LAST 10 GAMES									
			111 H	Wright St.	7 9	243 A	Oakland	11 1				
			111 H	Wright St.	1 4	292 H	Chicago St.	7 8				
			111 H	Wright St.	5 11	290 H	Youngstown St.	6 5				
			243 A	Oakland	3 15	290 H	Youngstown St.	12 2				
			243 A	Oakland	16 6	290 H	Youngstown St.	12 6				

Non-Div. I Games:

Ill.-Chicago

RPI	S	Opponent	Score	
292	A	Chicago St.	12	14
292	H	Chicago St.	7	8

Ill.-Chicago

I  
l  
l  
.  
-  
C  
h  
i  
c  
a  
g  
o

I  
l  
l  
.  
-  
C  
h  
i  
c  
a  
g  
o

Average RPI Win: 212		WON-LOST	WINNING	LAST 10	STRENGTH OF	OPP. STRENGTH	TEAM	ADJ	CONF.	ADJ CONF.		
Average RPI Loss: 186		RECORD	PCT. RANK	GAMES	SCHEDULE	OF SCHEDULE	RPI	RPI	RPI	RPI		
DIV. I ONLY		13-23-0	.36111	241	3-7-0	261	255	268	.43308	268	28	28
DIV. I NON-CONF.		6-16-0	.27273	269	0-0-0	263	174	279	.43104	278	28	28
<hr/>												
TOTALS		RPI 1-25		RPI 26-50		W-L RECORDS		RPI 51-100		RPI 101-150		RPI 150+
13-23-0		0-0-0		0-0-0		OVERALL		1-6-0		1-0-0		11-17-0
5-6-0		0-0-0		0-0-0		HOME		0-0-0		0-0-0		5-6-0
6-13-0		0-0-0		0-0-0		AWAY		0-3-0		0-0-0		6-10-0
2-4-0		0-0-0		0-0-0		NEUTRAL		1-3-0		1-0-0		0-1-0
6-16-0		0-0-0		0-0-0		NON-CONFERENCE		1-6-0		1-0-0		4-10-0
1-0-0		0-0-0		0-0-0		HOME		0-0-0		0-0-0		1-0-0
3-12-0		0-0-0		0-0-		AWAY		0-3-0		0-0-0		3-9-0
2-4-0		0-0-0		0-0-0		NEUTRAL		1-3-0		1-0-0		0-1-0
7-7-0		0-0-0		0-0-0		CONFERENCE		0-0-0		0-0-0		7-7-0
4-6-0		0-0-0		0-0-0		HOME		0-0-0		0-0-0		4-6-0
3-1-0		0-0-0		0-0-0		AWAY		0-0-0		0-0-0		3-1-0
0-0-0		0-0-0		0-0-0		NEUTRAL		0-0-0		0-0-0		0-0-0
RPI	S	Opponent	Score	RPI	S	Opponent	Score	RPI	S	Opponent	Score	
						86 A	Southeast Mo. St.	4	6	120 N	Missouri	11 8
						86 A	Southeast Mo. St.	6	7	153 A	UALR	1 3
						86 A	Southeast Mo. St.	0	18	163 A	Eastern Ill.	14 3
						95 N	Ball St.	2	9	163 A	Eastern Ill.	5 10
						95 N	Ball St.	11	3	163 A	Eastern Ill.	8 15
						95 N	Ball St.	2	15	181 A	Omaha	10 6
						95 N	Ball St.	1	3	181 A	Omaha	4 3
										192 A	Purdue	1 7
										217 A	South Dakota St.	1 2
										217 A	South Dakota St.	9 5
										217 H	South Dakota St.	12 2
										217 H	South Dakota St.	1 11
										217 H	South Dakota St.	2 3
										217 H	South Dakota St.	0 3
										225 H	Western Ill.	9 11
										225 H	Western Ill.	0 3
										225 H	Western Ill.	14 21
										225 H	Western Ill.	9 8
										235 A	Butler	4 6
										235 A	Butler	3 9
										235 A	Butler	9 10
										235 H	Butler	10 8
										267 N	Ill.-Chicago	6 14
										272 A	Alabama A&M	10 5
										272 A	Alabama A&M	4 11
										272 A	Alabama A&M	1 5
										272 A	Alabama A&M	5 2
<hr/>												
Non-Div. I Games:				Holy Cross (IN)		17	5	Holy Cross (IN)		13	0	IPFW

RPI	S	Opponent	Score	
289	H	North Dakota St.	3	2
289	H	North Dakota St.	8	2

I  
P  
F  
W

I  
P  
F  
W

IPFW

Average RPI Win:	196	WON-LOST	WINNING	LAST 10	STRENGTH OF	OPP. STRENGTH	TEAM	ADJ	CONF.	ADJ CONF.	
Average RPI Loss:	157	RECORD	PCT. RANK	GAMES	SCHEDULE	OF SCHEDULE	RPI	RPI	RPI	RPI	
DIV. I ONLY	12-24-0	.33333	256	5-5-0	212	218	269	.43297	269	15	15
DIV. I NON-CONF.	7-15-0	.31818	244	1-0-0	176	280	271	.43523	270	17	17
TOTALS	RPI 1-25	RPI 26-50	W-L RECORDS		RPI 51-100	RPI 101-150		RPI 150+			
12-24-0	0-0-0	0-0-0	OVERALL		0-5-0	3-7-0		9-12-0			
7-11-0	0-0-0	0-0-0	HOME		0-0-0	2-5-0		5-6-0			
4-8-0	0-0-0	0-0-0	AWAY		0-4-0	1-2-0		3-2-0			
1-5-0	0-0-0	0-0-0	NEUTRAL		0-1-0	0-0-0		1-4-0			
7-15-0	0-0-0	0-0-0	NON-CONFERENCE		0-4-0	1-3-0		6-8-0			
4-8-0	0-0-0	0-0-0	HOME		0-0-0	1-3-0		3-5-0			
2-3-0	0-0-0	0-0-	AWAY		0-3-0	0-0-0		2-0-0			
1-4-0	0-0-0	0-0-0	NEUTRAL		0-1-0	0-0-0		1-3-0			
5-9-0	0-0-0	0-0-0	CONFERENCE		0-1-0	2-4-0		3-4-0			
3-3-0	0-0-0	0-0-0	HOME		0-0-0	1-2-0		2-1-0			
2-5-0	0-0-0	0-0-0	AWAY		0-1-0	1-2-0		1-2-0			
0-1-0	0-0-0	0-0-0	NEUTRAL		0-0-0	0-0-0		0-1-0			
RPI S	Opponent	Score	RPI S	Opponent	Score	RPI S	Opponent	Score	RPI S	Opponent	Score
						53 N	Oklahoma St.	5 10	103 H	Central Mich.	5 2
						80 A	Baylor	3 4	103 H	Central Mich.	1 12
						80 A	Baylor	2 5	103 H	Central Mich.	4 6
						81 A	UTSA	4 10	103 H	Central Mich.	0 3
						82 A	Oral Roberts	0 2	115 A	Southeastern La.	4 5
									115 A	Southeastern La.	5 3
									115 A	Southeastern La.	0 3
									132 H	Nicholls St.	0 5
									132 H	Nicholls St.	0 6
									132 H	Nicholls St.	6 2
									152 N	Stephen F. Austin	5 12
									155 A	Texas-Arlington	4 1
									164 N	Gonzaga	1 6
									164 N	Gonzaga	11 8
									170 N	Santa Clara	3 16
									181 N	Notre Dame	2 8
									221 A	Tex.-Pan American	14 3
									223 H	LIU Brooklyn	3 5
									223 H	LIU Brooklyn	2 9
									223 H	LIU Brooklyn	5 1
									223 H	LIU Brooklyn	7 9
									237 H	Hofstra	8 3
									237 H	Hofstra	3 9
									237 H	Hofstra	2 1
									237 H	Hofstra	2 4
									249 H	New Orleans	6 10
									249 H	New Orleans	6 1
									249 H	New Orleans	3 0
									249 H	New Orleans	3 0

Non-Div. I Games:

Incarnate Word

RPI	S	Opponent	Score	
249	H	New Orleans	6	1
266	A	Abilene Christian	1	4
266	A	Abilene Christian	2	4
266	A	Abilene Christian	11	3

Incarnate Word

I  
n  
c  
a  
r  
n  
a  
t  
e  
W  
o  
r  
d

I  
n  
c  
a  
r  
n  
a  
t  
e  
W  
o  
r  
d



Average RPI Win:	259	WON-LOST	WINNING	LAST 10	STRENGTH OF	OPP. STRENGTH	TEAM	ADJ	CONF.	ADJ CONF.	
Average RPI Loss:	153	RECORD	PCT. RANK	GAMES	SCHEDULE	OF SCHEDULE	RPI	RPI	RPI	RPI	
DIV. I ONLY	7-18-0	.28	281	4-6-0	252	267	270	.43255	270	27	27
DIV. I NON-CONF.	0-13-0	0	298	0-4-0	26	269	288	.40691	288	27	27
<hr/>											
TOTALS	RPI 1-25	RPI 26-50		W-L RECORDS	RPI 51-100		RPI 101-150		RPI 150+		
7-18-0	0-0-0	0-3-0		OVERALL	0-2-0		0-3-0		7-10-0		
1-0-0	0-0-0	0-0-0		HOME	0-0-0		0-0-0		1-0-0		
4-16-0	0-0-0	0-1-0		AWAY	0-2-0		0-3-0		4-10-0		
2-2-0	0-0-0	0-2-0		NEUTRAL	0-0-0		0-0-0		2-0-0		
<hr/>											
0-13-0	0-0-0	0-3-0		NON-CONFERENCE	0-2-0		0-3-0		0-5-0		
0-0-0	0-0-0	0-0-0		HOME	0-0-0		0-0-0		0-0-0		
0-11-0	0-0-0	0-0-		AWAY	0-2-0		0-3-0		0-5-0		
0-2-0	0-0-0	0-2-0		NEUTRAL	0-0-0		0-0-0		0-0-0		
<hr/>											
7-5-0	0-0-0	0-0-0		CONFERENCE	0-0-0		0-0-0		7-5-0		
1-0-0	0-0-0	0-0-0		HOME	0-0-0		0-0-0		1-0-0		
4-5-0	0-0-0	0-0-0		AWAY	0-0-0		0-0-0		4-5-0		
2-0-0	0-0-0	0-0-0		NEUTRAL	0-0-0		0-0-0		2-0-0		
<hr/>											
RPI S	Opponent	Score	RPI S	Opponent	Score	RPI S	Opponent	Score	RPI S	Opponent	Score
			32 N	Illinois St.	1 5	97 A	Central Ark.	3 4	114 A	Creighton	3 4
			32 N	Illinois St.	0 4	97 A	Central Ark.	1 6	114 A	Creighton	6 8
			38 A	UNLV	6 16				114 A	Creighton	2 6
									157 A	Saint Louis	4 6
									157 A	Saint Louis	4 12
									157 A	Saint Louis	0 10
									157 A	Saint Louis	2 4
									185 A	Utah Valley	10 4
									185 A	Utah Valley	5 8
									185 A	Utah Valley	10 1
									217 A	South Dakota St.	9 10
									253 A	Bakersfield	10 11
									253 A	Bakersfield	1 4
									253 A	Bakersfield	6 3
									292 A	Chicago St.	5 7
									292 A	Chicago St.	2 10
									292 A	Chicago St.	7 1
									299 H	Northern Colo.	2 1
									299 N	Northern Colo.	3 2
									299 N	Northern Colo.	3 1
<hr/>											
LAST 10 GAMES											
			292 A	Chicago St.	5 7	114 A	Creighton	3 4			
			292 A	Chicago St.	7 1	114 A	Creighton	2 6			
			292 A	Chicago St.	2 10	299 H	Northern Colo.	2 1			
			217 A	South Dakota St.	9 10	299 N	Northern Colo.	3 2			
			114 A	Creighton	6 8	299 N	Northern Colo.	3 1			

Non-Div. I Games:

North Dakota

Average RPI Win: 259		WON-LOST RECORD	WINNING PCT. RANK	LAST 10 GAMES	STRENGTH OF SCHEDULE	OPP. STRENGTH OF SCHEDULE	TEAM RPI	ADJ RPI		CONF. RPI	ADJ CONF. RPI			
Average RPI Loss: 207														
DIV. I ONLY		11-22-0	.33333	256	5-5-0	259	295	271	.43186	271	30	30		
DIV. I NON-CONF.		5-12-0	.29412	260	2-1-0	127	287	208	.47187	207	31	30		
<hr/>														
TOTALS		RPI 1-25		RPI 26-50		W-L RECORDS		RPI 51-100		RPI 101-150		RPI 150+		
11-22-0		0-0-0		0-0-0		OVERALL		0-4-0		0-4-0		11-14-0		
3-4-0		0-0-0		0-0-0		HOME		0-0-0		0-0-0		3-4-0		
8-16-0		0-0-0		0-0-0		AWAY		0-2-0		0-4-0		8-10-0		
0-2-0		0-0-0		0-0-0		NEUTRAL		0-2-0		0-0-0		0-0-0		
5-12-0		0-0-0		0-0-0		NON-CONFERENCE		0-4-0		0-4-0		5-4-0		
1-0-0		0-0-0		0-0-0		HOME		0-0-0		0-0-0		1-0-0		
4-10-0		0-0-0		0-0-		AWAY		0-2-0		0-4-0		4-4-0		
0-2-0		0-0-0		0-0-0		NEUTRAL		0-2-0		0-0-0		0-0-0		
6-10-0		0-0-0		0-0-0		CONFERENCE		0-0-0		0-0-0		6-10-0		
2-4-0		0-0-0		0-0-0		HOME		0-0-0		0-0-0		2-4-0		
4-6-0		0-0-0		0-0-0		AWAY		0-0-0		0-0-0		4-6-0		
0-0-0		0-0-0		0-0-0		NEUTRAL		0-0-0		0-0-0		0-0-0		
RPI	S	Opponent	Score	RPI	S	Opponent	Score	RPI	S	Opponent	Score			
								90	A	Duke	7	15		
								94	A	VMI	0	17		
								98	N	Buffalo	3	5		
								98	N	Buffalo	1	11		
										108	A	Ga. Southern	0	23
										108	A	Ga. Southern	1	10
										108	A	Ga. Southern	3	9
										108	A	Ga. Southern	3	8
										167	A	UNC Greensboro	5	16
										216	A	Mt. St. Mary's	8	4
										216	A	Mt. St. Mary's	5	3
										241	A	Delaware St.	8	15
										241	A	Delaware St.	6	16
										241	A	Delaware St.	5	1
										241	A	Delaware St.	3	2
										254	A	Lehigh	3	6
										254	A	Lehigh	11	3
										263	A	UMBC	2	5
										265	A	Navy	10	4
										265	H	Navy	8	7
										275	A	Norfolk St.	6	7
										275	A	Norfolk St.	1	3
										275	A	Norfolk St.	9	3
										275	H	Norfolk St.	6	5
										275	H	Norfolk St.	3	13
										275	H	Norfolk St.	2	4
										283	A	George Washington	2	3
										298	A	Coppin St.	4	11
										298	A	Coppin St.	14	3
										298	A	Coppin St.	3	6
										298	H	Coppin St.	3	4
LAST 10 GAMES														
				241	A	Delaware St.	8	15		254	A	Lehigh	3	6
				241	A	Delaware St.	6	16		275	H	Norfolk St.	3	13
				241	A	Delaware St.	5	1		275	H	Norfolk St.	2	4
				241	A	Delaware St.	3	2		275	H	Norfolk St.	6	5
				254	A	Lehigh	11	3		265	H	Navy	8	7

Non-Div. I Games:

UMES

RPI	S	Opponent	Score	
298	H	Coppin St.	9	1
298	H	Coppin St.	3	14

UMES

Average RPI Win:	252	WON-LOST RECORD	WINNING PCT. RANK	LAST 10 GAMES	STRENGTH OF SCHEDULE	OPP. STRENGTH OF SCHEDULE	TEAM RPI	ADJ RPI	CONF. RPI	ADJ CONF. RPI	
Average RPI Loss:	188										
DIV. I ONLY	16-24-0	.4	215	4-5-0	221	296	272	.4313	272	31	31
DIV. I NON-CONF.	7-16-0	.30435	255	0-2-0	217	275	287	.40975	287	30	31
<hr/>											
TOTALS	RPI 1-25	RPI 26-50		W-L RECORDS	RPI 51-100		RPI 101-150		RPI 150+		
16-24-0	0-0-0	0-0-0		OVERALL	1-3-0		0-3-0		15-18-0		
13-12-0	0-0-0	0-0-0		HOME	1-1-0		0-1-0		12-10-0		
3-12-0	0-0-0	0-0-0		AWAY	0-2-0		0-2-0		3-8-0		
0-0-0	0-0-0	0-0-0		NEUTRAL	0-0-0		0-0-0		0-0-0		
<hr/>											
7-16-0	0-0-0	0-0-0		NON-CONFERENCE	1-3-0		0-3-0		6-10-0		
7-9-0	0-0-0	0-0-0		HOME	1-1-0		0-1-0		6-7-0		
0-7-0	0-0-0	0-0-		AWAY	0-2-0		0-2-0		0-3-0		
0-0-0	0-0-0	0-0-0		NEUTRAL	0-0-0		0-0-0		0-0-0		
<hr/>											
9-8-0	0-0-0	0-0-0		CONFERENCE	0-0-0		0-0-0		9-8-0		
6-3-0	0-0-0	0-0-0		HOME	0-0-0		0-0-0		6-3-0		
3-5-0	0-0-0	0-0-0		AWAY	0-0-0		0-0-0		3-5-0		
0-0-0	0-0-0	0-0-0		NEUTRAL	0-0-0		0-0-0		0-0-0		
<hr/>											
RPI S	Opponent	Score	RPI S	Opponent	Score	RPI S	Opponent	Score	RPI S	Opponent	Score
						55 H	Samford	5 3	136 A	Tennessee Tech	1 7
						57 A	Auburn	3 7	136 H	Tennessee Tech	2 5
						89 A	UAB	6 9	137 A	Lipscomb	5 18
						89 H	UAB	3 10	154 A	Troy	6 9
									168 A	Georgia St.	6 19
									168 A	Georgia St.	3 19
									173 A	Alabama St.	1 11
									173 A	Alabama St.	2 6
									173 A	Alabama St.	2 6
									173 H	Alabama St.	5 15
									173 H	Alabama St.	5 4
									173 H	Alabama St.	1 11
									179 H	Morehead St.	4 2
									179 H	Morehead St.	8 9
									217 H	South Dakota St.	6 4
									217 H	South Dakota St.	5 12
									217 H	South Dakota St.	1 2
									217 H	South Dakota St.	4 11
									266 H	Abilene Christian	9 8
									266 H	Abilene Christian	7 1
									266 H	Abilene Christian	12 13
									268 H	IPFW	5 10
									268 H	IPFW	5 1
									268 H	IPFW	2 5
									268 H	IPFW	11 4
									286 A	Jackson St.	1 2
									286 A	Jackson St.	7 12
LAST 10 GAMES											
173 A	Alabama St.	2 6	286 H	Jackson St.	7 4	268 H	IPFW	5 1			
173 A	Alabama St.	1 11	286 H	Jackson St.	13 9	268 H	IPFW	2 5			
173 A	Alabama St.	2 6	154 A	Troy	6 9	268 H	IPFW	11 4			
136 A	Tennessee Tech	1 7	297 A	Alcorn	18 14	286 A	Jackson St.	1 2			
286 H	Jackson St.	2 1	297 A	Alcorn	9 2	286 A	Jackson St.	7 12			

Non-Div. I Games: North Ala. 9 7

Alabama A&amp;M

RPI	S	Opponent	Score	
286	A	Jackson St.	8	1
286	H	Jackson St.	13	9
286	H	Jackson St.	7	4
286	H	Jackson St.	2	1
297	A	Alcorn	9	2
297	A	Alcorn	18	14
297	H	Alcorn	8	7
297	H	Alcorn	5	4
297	H	Alcorn	2	3

A  
l  
a  
b  
a  
m  
a  
A  
&  
M

A  
l  
a  
b  
a  
m  
a  
A  
&  
M

Alabama A&M

Average RPI Win: 176		WON-LOST	WINNING	LAST 10	STRENGTH OF		OPP. STRENGTH	TEAM	ADJ		CONF.	ADJ CONF.			
Average RPI Loss: 165		RECORD	PCT. RANK	GAMES	SCHEDULE		OF SCHEDULE	RPI	RPI		RPI	RPI			
DIV. I ONLY		7-27-0	.20588	295	2-8-0		92	271	273	.43029	273	23			
DIV. I NON-CONF.		4-17-0	.19048	284	0-2-0		66	254	252	.44924	252	25			
TOTALS		RPI 1-25	RPI 26-50		W-L RECORDS		RPI 51-100		RPI 101-150		RPI 150+				
7-27-0		0-0-0	0-1-0		OVERALL		0-3-0		3-6-0		4-17-0				
4-9-0		0-0-0	0-1-0		HOME		0-0-0		1-0-0		3-8-0				
2-17-0		0-0-0	0-0-0		AWAY		0-3-0		2-6-0		0-8-0				
1-1-0		0-0-0	0-0-0		NEUTRAL		0-0-0		0-0-0		1-1-0				
4-17-0		0-0-0	0-1-0		NON-CONFERENCE		0-3-0		3-6-0		1-7-0				
1-3-0		0-0-0	0-1-0		HOME		0-0-0		1-0-0		0-2-0				
2-13-0		0-0-0	0-0-		AWAY		0-3-0		2-6-0		0-4-0				
1-1-0		0-0-0	0-0-0		NEUTRAL		0-0-0		0-0-0		1-1-0				
3-10-0		0-0-0	0-0-0		CONFERENCE		0-0-0		0-0-0		3-10-0				
3-6-0		0-0-0	0-0-0		HOME		0-0-0		0-0-0		3-6-0				
0-4-0		0-0-0	0-0-0		AWAY		0-0-0		0-0-0		0-4-0				
0-0-0		0-0-0	0-0-0		NEUTRAL		0-0-0		0-0-0		0-0-0				
RPI	S	Opponent	Score	RPI	S	Opponent	Score	RPI	S	Opponent	Score	RPI	S	Opponent	Score
				34	H	Bryant	3 8	99	A	Col. of Charleston	3 7	124	A	South Fla.	1 5
								99	A	Col. of Charleston	4 7	124	A	South Fla.	3 4
								99	A	Col. of Charleston	0 1	124	A	South Fla.	16 13
												129	A	FGCU	3 7
												129	A	FGCU	1 7
												129	A	FGCU	6 5
												129	A	FGCU	3 4
												131	A	Stony Brook	4 5
												143	H	Sacred Heart	10 9
												157	H	Saint Louis	0 4
												157	H	Saint Louis	1 3
												157	H	Saint Louis	2 3
												159	A	Central Conn. St.	1 3
												165	N	Marshall	6 5
												169	A	Citadel	3 4
												177	H	George Mason	0 5
												177	H	George Mason	7 6
												177	H	George Mason	0 7
												197	A	Coastal Caro.	2 6
												202	A	Dayton	0 1
												202	A	Dayton	5 9
												202	A	Dayton	3 8
												204	N	James Madison	4 8
												222	H	Northeastern	0 6
												239	A	Charleston So.	4 8
												242	A	La Salle	2 3
												247	H	Fordham	0 3
												247	H	Fordham	0 3
LAST 10 GAMES															
				177	H	George Mason	7 6	202	A	Dayton	0 1	204	N	James Madison	4 8
				177	H	George Mason	0 7	202	A	Dayton	3 8	222	H	Northeastern	0 6
				177	H	George Mason	0 5	34	H	Bryant	3 8	239	A	Charleston So.	4 8
				131	A	Stony Brook	4 5	247	H	Fordham	2 0	242	A	La Salle	2 3
				202	A	Dayton	5 9	247	H	Fordham	0 3	247	H	Fordham	0 3

Non-Div. I Games:

Rhode Island

RPI	S	Opponent	Score	
247	H	Fordham	8	6
247	H	Fordham	2	0
248	H	UMass Lowell	4	8

Rhode Island

R  
h  
o  
d  
e  
I  
s  
l  
a  
n  
d

R  
h  
o  
d  
e  
I  
s  
l  
a  
n  
d





RPI	S	Opponent	Score	
285	A	N.C. Central	3	5
285	A	N.C. Central	8	7
285	A	N.C. Central	22	2

Niagara

N  
i  
a  
g  
a  
r  
a

N  
i  
a  
g  
a  
r  
a

Average RPI Win: 261		WON-LOST	WINNING	LAST 10	STRENGTH OF		OPP. STRENGTH	TEAM	ADJ		CONF.	ADJ CONF.							
Average RPI Loss: 194		RECORD	PCT. RANK	GAMES	SCHEDULE		OF SCHEDULE	RPI	RPI		RPI	RPI							
DIV. I ONLY		15-21-0	.41667	201	6-4-0		251	298	275		.42613	275							
DIV. I NON-CONF.		2-12-0	.14286	290	1-1-0		118	246	285		.41289	285							
TOTALS		RPI 1-25	RPI 26-50		W-L RECORDS		RPI 51-100		RPI 101-150		RPI 150+								
15-21-0		0-0-0	0-1-0		OVERALL		1-2-0		0-5-0		14-13-0								
9-13-0		0-0-0	0-0-0		HOME		0-1-0		0-4-0		9-8-0								
5-6-0		0-0-0	0-1-0		AWAY		1-1-0		0-0-0		4-4-0								
1-2-0		0-0-0	0-0-0		NEUTRAL		0-0-0		0-1-0		1-1-0								
2-12-0		0-0-0	0-1-0		NON-CONFERENCE		1-2-0		0-5-0		1-4-0								
1-6-0		0-0-0	0-0-0		HOME		0-1-0		0-4-0		1-1-0								
1-4-0		0-0-0	0-0-		AWAY		1-1-0		0-0-0		0-2-0								
0-2-0		0-0-0	0-0-0		NEUTRAL		0-0-0		0-1-0		0-1-0								
13-9-0		0-0-0	0-0-0		CONFERENCE		0-0-0		0-0-0		13-9-0								
8-7-0		0-0-0	0-0-0		HOME		0-0-0		0-0-0		8-7-0								
4-2-0		0-0-0	0-0-0		AWAY		0-0-0		0-0-0		4-2-0								
1-0-0		0-0-0	0-0-0		NEUTRAL		0-0-0		0-0-0		1-0-0								
RPI	S	Opponent	Score		RPI	S	Opponent	Score		RPI	S	Opponent	Score						
			35	A	VCU	1	13	78	A	William & Mary	3	2	101	N	Xavier	5	6		
								90	A	Duke	1	11	134	H	Canisius	5	17		
								98	H	Buffalo	1	7	134	H	Canisius	1	9		
													134	H	Canisius	5	7		
													134	H	Canisius	1	12		
													180	A	Furman	2	5		
													193	N	Toledo	3	11		
													226	H	Quinnipiac	5	4		
													230	A	Longwood	4	6		
													241	H	Delaware St.	1	12		
													241	H	Delaware St.	10	19		
													241	H	Delaware St.	10	14		
													241	H	Delaware St.	7	5		
													241	H	Delaware St.	8	18		
													241	H	Delaware St.	2	1		
													246	H	Villanova	10	13		
													271	A	UMES	13	3		
													271	A	UMES	5	6		
													271	A	UMES	4	2		
													271	H	UMES	3	1		
													271	H	UMES	3	9		
													271	H	UMES	7	6		
													276	H	Savannah St.	3	5		
													276	H	Savannah St.	1	4		
													276	H	Savannah St.	2	0		
													276	H	Savannah St.	14	4		
													298	A	Coppin St.	7	5		
LAST 10 GAMES					298	A	Coppin St.	0	3	271	A	UMES	13	3	276	H	Savannah St.	3	5
					298	A	Coppin St.	7	5	271	A	UMES	4	2	276	H	Savannah St.	1	4
					298	N	Coppin St.	7	2	271	A	UMES	5	6	276	H	Savannah St.	2	0
					298	A	Coppin St.	10	3	78	A	William & Mary	3	2	276	H	Savannah St.	14	4
					35	A	VCU	1	13	241	H	Delaware St.	10	19	298	A	Coppin St.	7	5

Non-Div. I Games:

Norfolk St.

RPI	S	Opponent	Score	
298	A	Coppin St.	0	3
298	A	Coppin St.	10	3
298	H	Coppin St.	1	0
298	H	Coppin St.	12	1
298	N	Coppin St.	7	2

Norfolk St.

N  
o  
r  
f  
o  
l  
k  
S  
t  
.

N  
o  
r  
f  
o  
l  
k  
S  
t  
.

Average RPI Win:	214	WON-LOST RECORD	WINNING PCT. RANK	LAST 10 GAMES	STRENGTH OF SCHEDULE	OPP. STRENGTH OF SCHEDULE	TEAM RPI	ADJ RPI	CONF. RPI	ADJ CONF. RPI		
DIV. I ONLY		9-21-0	.3	272	3-7-0	201	277	276	.42472	276	20	20
DIV. I NON-CONF.		6-12-0	.33333	231	0-1-0	106	301	247	.45364	247	21	21
<hr/>												
TOTALS	RPI 1-25	RPI 26-50		W-L RECORDS		RPI 51-100		RPI 101-150		RPI 150+		
9-21-0	0-0-0	0-0-0		OVERALL		0-1-0		0-9-0		9-11-0		
5-10-0	0-0-0	0-0-0		HOME		0-0-0		0-5-0		5-5-0		
3-10-0	0-0-0	0-0-0		AWAY		0-1-0		0-4-0		3-5-0		
1-1-0	0-0-0	0-0-0		NEUTRAL		0-0-0		0-0-0		1-1-0		
6-12-0	0-0-0	0-0-0		NON-CONFERENCE		0-1-0		0-5-0		6-6-0		
3-4-0	0-0-0	0-0-0		HOME		0-0-0		0-1-0		3-3-0		
2-7-0	0-0-0	0-0-		AWAY		0-1-0		0-4-0		2-2-0		
1-1-0	0-0-0	0-0-0		NEUTRAL		0-0-0		0-0-0		1-1-0		
3-9-0	0-0-0	0-0-0		CONFERENCE		0-0-0		0-4-0		3-5-0		
2-6-0	0-0-0	0-0-0		HOME		0-0-0		0-4-0		2-2-0		
1-3-0	0-0-0	0-0-0		AWAY		0-0-0		0-0-0		1-3-0		
0-0-0	0-0-0	0-0-0		NEUTRAL		0-0-0		0-0-0		0-0-0		
RPI	S	Opponent	Score	RPI	S	Opponent	Score	RPI	S	Opponent	Score	
				93 A Davidson 2 4				123 A Seton Hall 1 5				
								123 A Seton Hall 1 3				
								123 H Seton Hall 5 10				
								135 A St. John's (NY) 4 10				
								143 H Sacred Heart 7 9				
								143 H Sacred Heart 2 3				
								143 H Sacred Heart 2 4				
								143 H Sacred Heart 2 6				
								146 A Army 3 7				
								159 H Central Conn. St. 9 0				
								159 H Central Conn. St. 3 1				
								159 H Central Conn. St. 0 3				
								159 H Central Conn. St. 5 6				
								179 A Morehead St. 7 8				
								179 A Morehead St. 10 5				
								179 A Morehead St. 5 3				
								196 A Wagner 5 12				
								196 A Wagner 1 5				
								196 A Wagner 7 3				
								196 A Wagner 0 1				
								231 H Lafayette 2 6				
								231 H Lafayette 0 8				
								231 H Lafayette 4 11				
				244 A Monmouth 0 10								
				254 H Lehigh 12 4								
				254 H Lehigh 9 1								
				254 N Lehigh 7 5								

**Non-Div. I Games:**

Fairleigh Dickinson

Fairleigh Dickinson

Average RPI Win: 246		WON-LOST	WINNING	LAST 10	STRENGTH OF		OPP. STRENGTH	TEAM	ADJ		CONF.	ADJ CONF.
Average RPI Loss: 227		RECORD	PCT. RANK	GAMES	SCHEDULE		OF SCHEDULE	RPI	RPI		RPI	RPI
DIV. I ONLY		15-24-0	.38462	228	4-6-0		282	283	276		30	30
DIV. I NON-CONF.		7-11-0	.38889	213	1-4-0		250	293	264		31	30
TOTALS		RPI 1-25	RPI 26-50		W-L RECORDS		RPI 51-100		RPI 101-150		RPI 150+	
15-24-0		0-0-0	0-2-0		OVERALL		0-0-0		1-0-0		14-22-0	
7-8-0		0-0-0	0-0-0		HOME		0-0-0		0-0-0		7-8-0	
8-16-0		0-0-0	0-2-0		AWAY		0-0-0		1-0-0		7-14-0	
0-0-0		0-0-0	0-0-0		NEUTRAL		0-0-0		0-0-0		0-0-0	
7-11-0		0-0-0	0-2-0		NON-CONFERENCE		0-0-0		1-0-0		6-9-0	
4-3-0		0-0-0	0-0-0		HOME		0-0-0		0-0-0		4-3-0	
3-8-0		0-0-0	0-0-		AWAY		0-0-0		1-0-0		2-6-0	
0-0-0		0-0-0	0-0-0		NEUTRAL		0-0-0		0-0-0		0-0-0	
8-13-0		0-0-0	0-0-0		CONFERENCE		0-0-0		0-0-0		8-13-0	
3-5-0		0-0-0	0-0-0		HOME		0-0-0		0-0-0		3-5-0	
5-8-0		0-0-0	0-0-0		AWAY		0-0-0		0-0-0		5-8-0	
0-0-0		0-0-0	0-0-0		NEUTRAL		0-0-0		0-0-0		0-0-0	
RPI S	Opponent	Score	RPI S	Opponent	Score	RPI S	Opponent	Score	RPI S	Opponent	Score	
			27 A	Georgia Tech	1 12				122 A	Kennesaw St.	7 5	
			30 A	Mercer	4 5				168 H	Georgia St.	6 7	
									171 A	North Florida	7 8	
									171 H	North Florida	2 1	
									215 A	Florida A&M	5 6	
									215 A	Florida A&M	8 3	
									215 A	Florida A&M	8 9	
									215 H	Florida A&M	7 10	
									215 H	Florida A&M	7 11	
									215 H	Florida A&M	2 3	
									219 A	Wofford	8 4	
									236 A	Bethune-Cookman	5 0	
									236 A	Bethune-Cookman	3 4	
									236 A	Bethune-Cookman	1 5	
									237 A	Presbyterian	5 9	
									237 A	Presbyterian	0 4	
									239 A	Charleston So.	7 5	
									239 H	Charleston So.	5 10	
									239 H	Charleston So.	4 3	
									261 H	N.C. A&T	1 15	
									261 H	N.C. A&T	10 0	
									261 H	N.C. A&T	3 4	
									275 A	Norfolk St.	5 3	
									275 A	Norfolk St.	4 1	
									275 A	Norfolk St.	4 14	
									275 A	Norfolk St.	0 2	
									285 A	N.C. Central	4 5	
LAST 10 GAMES			285 H	N.C. Central	5 3	27 A	Georgia Tech	1 12	275 A	Norfolk St.	5 3	
			285 H	N.C. Central	6 3	286 A	Jackson St.	2 6	275 A	Norfolk St.	4 1	
			215 A	Florida A&M	8 9	286 A	Jackson St.	4 8	275 A	Norfolk St.	4 14	
			215 A	Florida A&M	8 3	286 A	Jackson St.	3 4	275 A	Norfolk St.	0 2	
			215 A	Florida A&M	5 6	239 H	Charleston So.	4 3	285 A	N.C. Central	4 5	

Non-Div. I Games:

Savannah St.

RPI	S	Opponent	Score	
285	A	N.C. Central	8	9
285	A	N.C. Central	5	4
285	H	N.C. Central	6	3
285	H	N.C. Central	5	3
286	A	Jackson St.	2	6
286	A	Jackson St.	4	8
286	A	Jackson St.	3	4
292	H	Chicago St.	7	4
292	H	Chicago St.	5	14
292	H	Chicago St.	7	5

Savannah St.

S  
a  
v  
a  
n  
n  
a  
h  
S  
t  
.

S  
a  
v  
a  
n  
n  
a  
h  
S  
t  
.

Average RPI Win:	231	WON-LOST	WINNING	LAST 10	STRENGTH OF	OPP. STRENGTH	TEAM	ADJ	CONF.	ADJ CONF.	
Average RPI Loss:	168	RECORD	PCT. RANK	GAMES	SCHEDULE	OF SCHEDULE	RPI	RPI	RPI	RPI	
DIV. I ONLY	8-23-0	.25806	288	3-7-0	196	287	278	.42432	278	23	23
DIV. I NON-CONF.	6-12-0	.33333	231	1-1-0	292	294	293	.39989	292	25	25
TOTALS	RPI 1-25	RPI 26-50	W-L RECORDS	RPI 51-100	RPI 101-150	RPI 150+					
8-23-0	0-0-0	0-3-0	OVERALL	1-4-0	0-2-0	7-14-0					
2-7-0	0-0-0	0-0-0	HOME	1-1-0	0-0-0	1-6-0					
5-8-0	0-0-0	0-3-0	AWAY	0-2-0	0-0-0	5-3-0					
1-8-0	0-0-0	0-0-0	NEUTRAL	0-1-0	0-2-0	1-5-0					
6-12-0	0-0-0	0-0-0	NON-CONFERENCE	1-2-0	0-2-0	5-8-0					
1-3-0	0-0-0	0-0-0	HOME	1-1-0	0-0-0	0-2-0					
4-1-0	0-0-0	0-0-	AWAY	0-0-0	0-0-0	4-1-0					
1-8-0	0-0-0	0-0-0	NEUTRAL	0-1-0	0-2-0	1-5-0					
2-11-0	0-0-0	0-3-0	CONFERENCE	0-2-0	0-0-0	2-6-0					
1-4-0	0-0-0	0-0-0	HOME	0-0-0	0-0-0	1-4-0					
1-7-0	0-0-0	0-3-0	AWAY	0-2-0	0-0-0	1-2-0					
0-0-0	0-0-0	0-0-0	NEUTRAL	0-0-0	0-0-0	0-0-0					
RPI	S	Opponent	Score	RPI	S	Opponent	Score	RPI	S	Opponent	Score
				35	A	VCU	0 7	58	N	Kansas	4 9
				35	A	VCU	2 3	79	A	Saint Joseph's	3 16
				35	A	VCU	5 17	79	A	Saint Joseph's	3 15
								98	H	Buffalo	3 4
								98	H	Buffalo	6 4
										103	N Central Mich.
										113	N Iowa
										157	H Saint Louis
										157	H Saint Louis
										177	A George Mason
										177	A George Mason
										177	A George Mason
										181	N Omaha
										203	N Western Mich.
										222	N Northeastern
										247	H Fordham
										247	H Fordham
										247	H Fordham
										254	N Lehigh
										255	N Milwaukee
										274	A Niagara
										274	A Niagara
										274	H Niagara
										274	H Niagara
										292	N Chicago St.
										296	A Ohio
										296	A Ohio
										296	A Ohio
LAST 10 GAMES											
				247	H	Fordham	8 14	177	A	George Mason	3 8
				247	H	Fordham	8 15	274	A	Niagara	12 7
				247	H	Fordham	1 8	274	A	Niagara	1 2
				177	A	George Mason	1 6	157	H	Saint Louis	2 3
				177	A	George Mason	8 6	157	H	Saint Louis	8 7

Non-Div. I Games:

St. Bonaventure



Average RPI Win:	207	WON-LOST RECORD	WINNING PCT. RANK	LAST 10 GAMES	STRENGTH OF SCHEDULE	OPP. STRENGTH OF SCHEDULE	TEAM RPI	ADJ RPI	CONF. RPI	ADJ CONF. RPI		
DIV. I ONLY		11-28-0	.28205	280	2-7-0	236	201	280	.42202	279	18	18
DIV. I NON-CONF.		7-15-0	.31818	244	1-1-0	223	157	263	.44367	262	20	20
<hr/>												
TOTALS	RPI 1-25	RPI 26-50		W-L RECORDS		RPI 51-100		RPI 101-150		RPI 150+		
11-28-0	0-0-0	0-0-0		OVERALL		1-5-0		0-4-0		10-19-0		
6-11-0	0-0-0	0-0-0		HOME		1-1-0		0-1-0		5-9-0		
5-17-0	0-0-0	0-0-0		AWAY		0-4-0		0-3-0		5-10-0		
0-0-0	0-0-0	0-0-0		NEUTRAL		0-0-0		0-0-0		0-0-0		
7-15-0	0-0-0	0-0-0		NON-CONFERENCE		1-5-0		0-1-0		6-9-0		
3-6-0	0-0-0	0-0-0		HOME		1-1-0		0-1-0		2-4-0		
4-9-0	0-0-0	0-0-		AWAY		0-4-0		0-0-0		4-5-0		
0-0-0	0-0-0	0-0-0		NEUTRAL		0-0-0		0-0-0		0-0-0		
4-13-0	0-0-0	0-0-0		CONFERENCE		0-0-0		0-3-0		4-10-0		
3-5-0	0-0-0	0-0-0		HOME		0-0-0		0-0-0		3-5-0		
1-8-0	0-0-0	0-0-0		AWAY		0-0-0		0-3-0		1-5-0		
0-0-0	0-0-0	0-0-0		NEUTRAL		0-0-0		0-0-0		0-0-0		
RPI	S	Opponent	Score	RPI	S	Opponent	Score	RPI	S	Opponent	Score	
						60 A Western Caro.	1 4	102 A Campbell		1 7		
						60 H Western Caro.	3 9	102 A Campbell		0 3		
						73 A Western Ky.	4 6	102 A Campbell		3 9		
						73 A Western Ky.	5 8	136 H Tennessee Tech		6 15		
						73 A Western Ky.	2 13	160 H Eastern Ky.		1 3		
						93 H Davidson	12 10	160 H Eastern Ky.		2 5		
								160 H Eastern Ky.		4 11		
								167 A UNC Greensboro		7 4		
								178 A Appalachian St.		2 7		
								178 A Appalachian St.		2 9		
								178 A Appalachian St.		5 7		
								180 A Furman		7 6		
								197 H Coastal Caro.		2 1		
								197 H Coastal Caro.		4 9		
								197 H Coastal Caro.		7 9		
								200 A East Tenn. St.		6 11		
								200 H East Tenn. St.		17 11		
								214 A Charlotte		5 1		
								214 A Charlotte		0 9		
								218 A Winthrop		3 4		
								218 A Winthrop		7 6		
								218 A Winthrop		3 4		
								219 H Wofford		3 7		
								234 H Gardner-Webb		5 1		
								234 H Gardner-Webb		6 7		
								234 H Gardner-Webb		4 3		
								237 A Presbyterian		0 7		
LAST 10 GAMES												
						239 H Charleston So.	3 6	60 H Western Caro.		3 9		
						239 H Charleston So.	1 9	93 H Davidson		12 10		
						102 A Campbell	0 3	197 H Coastal Caro.		2 1		
						102 A Campbell	3 9	197 H Coastal Caro.		4 9		
						102 A Campbell	1 7	197 H Coastal Caro.		7 9		

Non-Div. I Games:




UNC Asheville

RPI	S	Opponent	Score	
237	A	Presbyterian	6	9
237	A	Presbyterian	5	6
239	H	Charleston So.	3	6
239	H	Charleston So.	1	9
252	A	USC Upstate	2	1
285	H	N.C. Central	8	4

UNC Asheville

U  
N  
C  
A  
s  
h  
e  
v  
i  
l  
l  
e

U  
N  
C  
A  
s  
h  
e  
v  
i  
l  
l  
e

 Tie,  Loss,  Non-Conf,S Site, H Home, A Away, N Neutral Page 363

Average RPI Win:	243	WON-LOST RECORD	WINNING PCT. RANK	LAST 10 GAMES	STRENGTH OF SCHEDULE	OPP. STRENGTH OF SCHEDULE	TEAM RPI	ADJ RPI	CONF. RPI	ADJ CONF. RPI	
DIV. I ONLY		7-22-0	.24138 292	3-7-0	227	266	282	.42037 281	25	25	
DIV. I NON-CONF.		3-11-0	.21429 279	1-0-0	198	140	266	.43995 266	23	23	
<hr/>											
TOTALS	RPI 1-25	RPI 26-50		W-L RECORDS	RPI 51-100		RPI 101-150		RPI 150+		
7-22-0	0-0-0	0-3-0		OVERALL	0-4-0		1-8-0		6-7-0		
2-4-0	0-0-0	0-0-0		HOME	0-0-0		0-0-0		2-4-0		
4-15-0	0-0-0	0-3-0		AWAY	0-4-0		1-6-0		3-2-0		
1-3-0	0-0-0	0-0-0		NEUTRAL	0-0-0		0-2-0		1-1-0		
<hr/>											
3-11-0	0-0-0	0-3-0		NON-CONFERENCE	0-4-0		1-2-0		2-2-0		
0-0-0	0-0-0	0-0-0		HOME	0-0-0		0-0-0		0-0-0		
2-8-0	0-0-0	0-0-		AWAY	0-4-0		1-0-0		1-1-0		
1-3-0	0-0-0	0-0-0		NEUTRAL	0-0-0		0-2-0		1-1-0		
<hr/>											
4-11-0	0-0-0	0-0-0		CONFERENCE	0-0-0		0-6-0		4-5-0		
2-4-0	0-0-0	0-0-0		HOME	0-0-0		0-0-0		2-4-0		
2-7-0	0-0-0	0-0-0		AWAY	0-0-0		0-6-0		2-1-0		
0-0-0	0-0-0	0-0-0		NEUTRAL	0-0-0		0-0-0		0-0-0		
<hr/>											
RPI S	Opponent	Score	RPI S	Opponent	Score	RPI S	Opponent	Score	RPI S	Opponent	Score
			34 A	Bryant	3 13	85 A	Hawaii	2 5	102 A	Campbell	6 3
			34 A	Bryant	0 6	85 A	Hawaii	6 12	109 N	Towson	2 8
			34 A	Bryant	4 14	85 A	Hawaii	7 9	131 A	Stony Brook	3 7
						85 A	Hawaii	0 9	131 A	Stony Brook	0 7
									131 A	Stony Brook	2 6
									141 A	Hartford	0 3
									141 A	Hartford	2 3
									141 A	Hartford	9 12
									146 N	Army	1 16
									247 A	Fordham	2 8
									248 H	UMass Lowell	8 7
									248 H	UMass Lowell	3 2
									248 H	UMass Lowell	4 11
									263 A	UMBC	6 4
									263 A	UMBC	9 7
									263 A	UMBC	2 3
									263 H	UMBC	5 9
									263 H	UMBC	2 4
									263 H	UMBC	6 10
									287 A	Marist	7 6
									287 N	Marist	4 7
									287 N	Marist	3 0
<hr/>											
			LAST 10 GAMES								
			141 A	Hartford	9 12	263 H	UMBC	2 4			
			141 A	Hartford	0 3	287 A	Marist	7 6			
			141 A	Hartford	2 3	248 H	UMass Lowell	3 2			
			263 H	UMBC	6 10	248 H	UMass Lowell	4 11			
			263 H	UMBC	5 9	248 H	UMass Lowell	8 7			

Non-Div. I Games:

Albany (NY)

Average RPI Win: 296		WON-LOST RECORD		WINNING PCT. RANK		LAST 10 GAMES		STRENGTH OF SCHEDULE		OPP. STRENGTH OF SCHEDULE		TEAM RPI		ADJ RPI		CONF. RPI		ADJ CONF. RPI	
DIV. I ONLY		14-21-0		.4 215		5-3-0		289		281		279		.41918 282		31		31	
DIV. I NON-CONF.		0-15-0		0 298		0-0-0		130		5		297		.3873 298		30		31	
TOTALS		RPI 1-25		RPI 26-50		W-L RECORDS		RPI 51-100		RPI 101-150		RPI 150+							
14-21-0		0-3-0		0-0-0		OVERALL		0-6-0		0-0-0		14-12-0							
6-6-0		0-0-0		0-0-0		HOME		0-1-0		0-0-0		6-5-0							
8-13-0		0-3-0		0-0-0		AWAY		0-4-0		0-0-0		8-6-0							
0-2-0		0-0-0		0-0-0		NEUTRAL		0-1-0		0-0-0		0-1-0							
0-15-0		0-3-0		0-0-0		NON-CONFERENCE		0-6-0		0-0-0		0-6-0							
0-1-0		0-0-0		0-0-0		HOME		0-1-0		0-0-0		0-0-0							
0-12-0		0-3-0		0-0-		AWAY		0-4-0		0-0-0		0-5-0							
0-2-0		0-0-0		0-0-0		NEUTRAL		0-1-0		0-0-0		0-1-0							
14-6-0		0-0-0		0-0-0		CONFERENCE		0-0-0		0-0-0		14-6-0							
6-5-0		0-0-0		0-0-0		HOME		0-0-0		0-0-0		6-5-0							
8-1-0		0-0-0		0-0-0		AWAY		0-0-0		0-0-0		8-1-0							
0-0-0		0-0-0		0-0-0		NEUTRAL		0-0-0		0-0-0		0-0-0							
RPI	S	Opponent		Score		RPI	S	Opponent		Score		RPI	S	Opponent		Score			
9	A	Ole Miss		1	11							153	A	UALR		3	9		
12	A	Texas Tech		1	5							184	A	Tulane		2	3		
12	A	Texas Tech		0	2							184	A	Tulane		1	3		
												184	A	Tulane		4	11		
												184	A	Tulane		0	7		
												200	N	East Tenn. St.		3	7		
												258	H	Texas Southern		2	5		
												258	H	Texas Southern		8	9		
												258	H	Texas Southern		9	2		
												294	A	Prairie View		3	2		
												294	A	Prairie View		1	5		
												294	A	Prairie View		6	3		
												294	H	Prairie View		4	5		
												294	H	Prairie View		3	0		
												300	A	Grambling		7	5		
												300	A	Grambling		8	5		
												300	A	Grambling		6	5		
												300	H	Grambling		1	6		
												300	H	Grambling		3	2		
												300	H	Grambling		5	2		
												301	A	Southern U.		8	6		
												301	A	Southern U.		9	2		
												301	A	Southern U.		5	2		
												301	H	Southern U.		16	7		
												301	H	Southern U.		17	16		
												301	H	Southern U.		3	4		
												9	A	Ole Miss		1	11		
Non-Div. I Games:		West Ala.		0	3	Jarvis Christian		8	3	Jarvis Christian		6	2	West Ala.		0	13		
																	Ark.-Pine Bluff		

Ark.-Pine Bluff

Average RPI Win: 231		WON-LOST	WINNING	LAST 10	STRENGTH OF		OPP. STRENGTH	TEAM	ADJ	CONF.	ADJ CONF.
Average RPI Loss: 170		RECORD	PCT. RANK	GAMES	SCHEDULE		OF SCHEDULE	RPI	RPI	RPI	RPI
DIV. I ONLY		13-23-0	.36111	241	5-5-0		234	265	283	.41901	283
DIV. I NON-CONF.		7-14-0	.33333	231	1-1-0		275	271	296	.3935	296
TOTALS		RPI 1-25	RPI 26-50		W-L RECORDS		RPI 51-100		RPI 101-150		RPI 150+
13-23-0	0-1-0	0-0-0		OVERALL		1-2-0		0-4-0		12-16-0	
11-14-0	0-0-0	0-0-0		HOME		1-2-0		0-1-0		10-11-0	
2-9-0	0-1-0	0-0-0		AWAY		0-0-0		0-3-0		2-5-0	
0-0-0	0-0-0	0-0-0		NEUTRAL		0-0-0		0-0-0		0-0-0	
7-14-0	0-1-0	0-0-0		NON-CONFERENCE		0-0-0		0-4-0		7-9-0	
7-9-0	0-0-0	0-0-0		HOME		0-0-0		0-1-0		7-8-0	
0-5-0	0-1-0	0-0-		AWAY		0-0-0		0-3-0		0-1-0	
0-0-0	0-0-0	0-0-0		NEUTRAL		0-0-0		0-0-0		0-0-0	
6-9-0	0-0-0	0-0-0		CONFERENCE		1-2-0		0-0-0		5-7-0	
4-5-0	0-0-0	0-0-0		HOME		1-2-0		0-0-0		3-3-0	
2-4-0	0-0-0	0-0-0		AWAY		0-0-0		0-0-0		2-4-0	
0-0-0	0-0-0	0-0-0		NEUTRAL		0-0-0		0-0-0		0-0-0	
RPI S	Opponent	Score		RPI S	Opponent	Score		RPI S	Opponent	Score	
6 A	Virginia	0 10				79 H	Saint Joseph's 1 13	109 H	Towson	3 5	
						79 H	Saint Joseph's 4 3	115 A	Southeastern La.	1 6	
						79 H	Saint Joseph's 1 3	115 A	Southeastern La.	9 14	
								115 A	Southeastern La.	3 9	
								157 A	Saint Louis	4 5	
								157 A	Saint Louis	4 10	
								157 A	Saint Louis	4 10	
								177 H	George Mason	3 7	
								177 H	George Mason	3 10	
								177 H	George Mason	4 3	
								201 A	Georgetown	6 7	
								201 H	Georgetown	2 6	
								212 H	Cornell	3 4	
								212 H	Cornell	2 6	
								212 H	Cornell	4 3	
								212 H	Cornell	1 8	
								231 H	Lafayette	1 0	
								231 H	Lafayette	2 4	
								231 H	Lafayette	2 3	
								241 H	Delaware St.	5 7	
								242 A	La Salle	3 1	
								242 A	La Salle	8 6	
								242 A	La Salle	1 5	
								244 H	Monmouth	5 6	
								244 H	Monmouth	1 0	
								244 H	Monmouth	1 0	
								251 H	Massachusetts	5 4	
LAST 10 GAMES				251 H	Massachusetts	5 4	242 A	La Salle	8 6		
				251 H	Massachusetts	3 2	109 H	Towson	3 5		
				251 H	Massachusetts	4 6	298 H	Coppin St.	10 4		
				242 A	La Salle	1 5	177 H	George Mason	3 10		
				242 A	La Salle	3 1	177 H	George Mason	3 7		

Non-Div. I Games:

George Washington

RPI	S	Opponent	Score	
251	H	Massachusetts	4	6
251	H	Massachusetts	3	2
259	H	Saint Peter's	11	4
271	H	UMES	3	2
298	H	Coppin St.	10	4

George Washington

G  
e  
o  
r  
g  
e  
W  
a  
s  
h  
i  
n  
g  
t  
o  
n

G  
e  
o  
r  
g  
e  
W  
a  
s  
h  
i  
n  
g  
t  
o  
n

I  
o  
n  
a

Iona



Average RPI Win:	246	WON-LOST RECORD	WINNING PCT. RANK	LAST 10 GAMES	STRENGTH OF SCHEDULE	OPP. STRENGTH OF SCHEDULE	TEAM RPI	ADJ RPI	CONF. RPI	ADJ CONF. RPI	
DIV. I ONLY	13-24-1	.35526	245	3-7-0	271	279	286	.41588	285	30	30
DIV. I NON-CONF.	3-13-1	.20588	281	0-3-0	227	261	295	.39551	295	31	30
<hr/>											
TOTALS	RPI 1-25	RPI 26-50		W-L RECORDS	RPI 51-100		RPI 101-150		RPI 150+		
13-24-1	0-0-0	0-1-0		OVERALL	0-4-0		0-1-0		13-18-1		
8-9-0	0-0-0	0-0-0		HOME	0-2-0		0-1-0		8-6-0		
5-15-1	0-0-0	0-1-0		AWAY	0-2-0		0-0-0		5-12-1		
0-0-0	0-0-0	0-0-0		NEUTRAL	0-0-0		0-0-0		0-0-0		
<hr/>											
3-13-1	0-0-0	0-1-0		NON-CONFERENCE	0-4-0		0-1-0		3-7-1		
2-6-0	0-0-0	0-0-0		HOME	0-2-0		0-1-0		2-3-0		
1-7-1	0-0-0	0-0-		AWAY	0-2-0		0-0-0		1-4-1		
0-0-0	0-0-0	0-0-0		NEUTRAL	0-0-0		0-0-0		0-0-0		
<hr/>											
10-11-0	0-0-0	0-0-0		CONFERENCE	0-0-0		0-0-0		10-11-0		
6-3-0	0-0-0	0-0-0		HOME	0-0-0		0-0-0		6-3-0		
4-8-0	0-0-0	0-0-0		AWAY	0-0-0		0-0-0		4-8-0		
0-0-0	0-0-0	0-0-0		NEUTRAL	0-0-0		0-0-0		0-0-0		
<hr/>											
RPI S	Opponent	Score	RPI S	Opponent	Score	RPI S	Opponent	Score	RPI S	Opponent	Score
			41 A	High Point	3 16	71 A	East Carolina	5 12	134 H	Canisius	7 15
						90 A	Duke	1 9	173 A	Alabama St.	2 3
						90 H	Duke	2 11	173 A	Alabama St.	1 14
						100 H	UNC Wilmington	0 9	173 A	Alabama St.	8 9
									180 A	Furman	3 2
									215 A	Florida A&M	6 5
									215 A	Florida A&M	5 13
									230 H	Longwood	16 12
									236 A	Bethune-Cookman	3 2
									236 A	Bethune-Cookman	7 4
									236 A	Bethune-Cookman	1 12
									236 H	Bethune-Cookman	2 3
									236 H	Bethune-Cookman	3 9
									236 H	Bethune-Cookman	5 3
									237 A	Presbyterian	8 8
									261 A	N.C. A&T	1 5
									261 A	N.C. A&T	5 6
									261 A	N.C. A&T	9 3
									261 H	N.C. A&T	5 3
									261 H	N.C. A&T	12 3
									261 H	N.C. A&T	4 0
			LAST 10 GAMES						274 H	Niagara	7 8
			276 A	Savannah St.	3 5	236 H	Bethune-Cookman	3 9	274 H	Niagara	2 22
			276 A	Savannah St.	3 6	100 H	UNC Wilmington	0 9	274 H	Niagara	1 7
			90 H	Duke	2 11	90 A	Duke	1 9	274 H	Niagara	5 3
			236 H	Bethune-Cookman	5 3	261 H	N.C. A&T	12 3	276 A	Savannah St.	3 6
			236 H	Bethune-Cookman	2 3	261 H	N.C. A&T	4 0	276 A	Savannah St.	3 5

Non-Div. I Games: Virginia St. 17 15 Virginia St. 12 6

N.C. Central

N.C. Central

[illegible]

**Jacksons**

Jacksonson, S. T.

Jackson St.



RPI	S	Opponent	Score	
281	N	Albany (NY)	0	3
281	N	Albany (NY)	7	4
288	H	Manhattan	6	0
288	H	Manhattan	8	7
288	H	Manhattan	11	6

Marist

M  
a  
r  
i  
s  
t

M  
a  
r  
i  
s  
t

Average RPI Win: 245		WON-LOST	WINNING	LAST 10	STRENGTH OF		OPP. STRENGTH	TEAM	ADJ		CONF.	ADJ CONF.
Average RPI Loss: 172		RECORD	PCT. RANK	GAMES	SCHEDULE		OF SCHEDULE	RPI	RPI		RPI	RPI
DIV. I ONLY		8-26-0	.23529	293	3-7-0		204	293	288		29	29
DIV. I NON-CONF.		4-15-0	.21053	280	1-1-0		45	298	254		29	29
TOTALS		RPI 1-25	RPI 26-50		W-L RECORDS		RPI 51-100		RPI 101-150		RPI 150+	
8-26-0		0-0-0	0-0-0		OVERALL		0-2-0		0-13-0		8-11-0	
5-3-0		0-0-0	0-0-0		HOME		0-0-0		0-0-0		5-3-0	
1-19-0		0-0-0	0-0-0		AWAY		0-0-0		0-13-0		1-6-0	
2-4-0		0-0-0	0-0-0		NEUTRAL		0-2-0		0-0-0		2-2-0	
4-15-0		0-0-0	0-0-0		NON-CONFERENCE		0-2-0		0-10-0		4-3-0	
2-0-0		0-0-0	0-0-0		HOME		0-0-0		0-0-0		2-0-0	
0-11-0		0-0-0	0-0-		AWAY		0-0-0		0-10-0		0-1-0	
2-4-0		0-0-0	0-0-0		NEUTRAL		0-2-0		0-0-0		2-2-0	
4-11-0		0-0-0	0-0-0		CONFERENCE		0-0-0		0-3-0		4-8-0	
3-3-0		0-0-0	0-0-0		HOME		0-0-0		0-0-0		3-3-0	
1-8-0		0-0-0	0-0-0		AWAY		0-0-0		0-3-0		1-5-0	
0-0-0		0-0-0	0-0-0		NEUTRAL		0-0-0		0-0-0		0-0-0	
RPI S	Opponent	Score	RPI S	Opponent	Score	RPI S	Opponent	Score	RPI S	Opponent	Score	
						53 N	Oklahoma St.	7 10	102 A	Campbell	2 12	
						87 N	Oklahoma	0 9	102 A	Campbell	4 7	
									123 A	Seton Hall	0 8	
									123 A	Seton Hall	2 3	
									123 A	Seton Hall	0 2	
									129 A	FGCU	2 3	
									129 A	FGCU	1 3	
									129 A	FGCU	3 13	
									129 A	FGCU	2 5	
									131 A	Stony Brook	4 16	
									134 A	Canisius	0 10	
									134 A	Canisius	3 4	
									134 A	Canisius	6 10	
									170 N	Santa Clara	2 10	
									172 N	Delaware	3 4	
									172 N	Delaware	7 2	
									226 A	Quinnipiac	0 4	
									226 A	Quinnipiac	4 5	
									226 A	Quinnipiac	9 0	
									237 A	Hofstra	2 8	
									237 H	Hofstra	5 0	
									244 H	Monmouth	0 6	
									244 H	Monmouth	2 0	
									244 H	Monmouth	5 4	
									247 H	Fordham	6 2	
									284 H	Iona	6 10	
									284 H	Iona	2 4	
									284 H	Iona	2 4	
LAST 10 GAMES												
						287 A	Marist	6 11	244 H	Monmouth	5 4	
						287 A	Marist	7 8	244 H	Monmouth	0 6	
						287 A	Marist	0 6	131 A	Stony Brook	4 16	
						237 H	Hofstra	5 0	284 H	Iona	6 10	
						244 H	Monmouth	2 0	284 H	Iona	2 4	

Non-Div. I Games:

Manhattan

RPI	S	Opponent	Score	
284	H	Iona	3	2
287	A	Marist	6	11
287	A	Marist	0	6
287	A	Marist	7	8
302	N	NYIT	2	0

Manhattan

M  
a  
n  
h  
a  
t  
t  
a  
n

M  
a  
n  
h  
a  
t  
t  
a  
n



Average RPI Win: 235		WON-LOST RECORD		WINNING PCT. RANK		LAST 10 GAMES		STRENGTH OF SCHEDULE		OPP. STRENGTH OF SCHEDULE		TEAM RPI		ADJ RPI		CONF. RPI		ADJ CONF. RPI	
DIV. I ONLY		10-17-0		.37037 237		3-6-0		298		245		289		.40822 289		28		28	
DIV. I NON-CONF.		7-10-0		.41176 200		0-1-0		298		249		269		.43653 268		28		28	
TOTALS		RPI 1-25		RPI 26-50		W-L RECORDS		RPI 51-100		RPI 101-150		RPI 150+							
10-17-0		0-0-0		0-0-0		OVERALL		1-3-0		0-2-0		9-12-0							
3-3-0		0-0-0		0-0-0		HOME		0-0-0		0-0-0		3-3-0							
4-11-0		0-0-0		0-0-0		AWAY		0-3-0		0-1-0		4-7-0							
3-3-0		0-0-0		0-0-0		NEUTRAL		1-0-0		0-1-0		2-2-0							
7-10-0		0-0-0		0-0-0		NON-CONFERENCE		1-3-0		0-2-0		6-5-0							
0-0-0		0-0-0		0-0-0		HOME		0-0-0		0-0-0		0-0-0							
4-7-0		0-0-0		0-0-		AWAY		0-3-0		0-1-0		4-3-0							
3-3-0		0-0-0		0-0-0		NEUTRAL		1-0-0		0-1-0		2-2-0							
3-7-0		0-0-0		0-0-0		CONFERENCE		0-0-0		0-0-0		3-7-0							
3-3-0		0-0-0		0-0-0		HOME		0-0-0		0-0-0		3-3-0							
0-4-0		0-0-0		0-0-0		AWAY		0-0-0		0-0-0		0-4-0							
0-0-0		0-0-0		0-0-0		NEUTRAL		0-0-0		0-0-0		0-0-0							
RPI	S	Opponent		Score	RPI	S	Opponent		Score	RPI	S	Opponent		Score	RPI	S	Opponent		Score
							68	A	Southern California	3	4	138	A	Minnesota	3	5			
							68	A	Southern California	0	9	146	N	Army	9	19			
							68	A	Southern California	3	5	181	H	Omaha	0	10			
							77	N	Evansville	9	8	181	H	Omaha	0	2			
												211	N	Maine	13	1			
												223	N	LIU Brooklyn	2	13			
												225	A	Western Ill.	8	9			
												225	A	Western Ill.	3	4			
												225	H	Western Ill.	5	6			
												225	H	Western Ill.	4	2			
												225	H	Western Ill.	6	3			
												225	H	Western Ill.	8	2			
												262	A	Murray St.	0	9			
												262	A	Murray St.	4	1			
												262	A	Murray St.	3	2			
												264	N	Harvard	1	2			
												264	N	Harvard	15	2			
												268	A	IPFW	2	8			
												268	A	IPFW	2	3			
												299	A	Northern Colo.	7	3			
												299	A	Northern Colo.	6	8			
												299	A	Northern Colo.	8	4			
												299	A	Northern Colo.	1	3			
LAST 10 GAMES																			
				225	H	Western Ill.	6	3	181	H	Omaha	0	10	299	A	Northern Colo.	1	3	
				225	H	Western Ill.	4	2	181	H	Omaha	0	2						
				225	H	Western Ill.	5	6	225	A	Western Ill.	8	9						
				225	H	Western Ill.	8	2	225	A	Western Ill.	3	4						
				138	A	Minnesota	3	5	268	A	IPFW	2	3						

Non-Div. I Games: Minot St. 5 0

North Dakota St.

Average RPI Win:	206	WON-LOST RECORD	WINNING PCT. RANK	LAST 10 GAMES	STRENGTH OF SCHEDULE	OPP. STRENGTH OF SCHEDULE	TEAM RPI	ADJ RPI	CONF. RPI	ADJ CONF. RPI	
DIV. I ONLY		8-24-0	.25 290	4-6-0	248	252	290	.4078 290	26	26	
DIV. I NON-CONF.		5-16-0	.2381 274	1-1-0	203	260	283	.42581 283	24	24	
<hr/>											
TOTALS	RPI 1-25	RPI 26-50		W-L RECORDS		RPI 51-100		RPI 101-150		RPI 150+	
8-24-0	0-0-0	0-0-0		OVERALL		0-4-0		2-5-0		6-15-0	
4-4-0	0-0-0	0-0-0		HOME		0-0-0		2-3-0		2-1-0	
2-17-0	0-0-0	0-0-0		AWAY		0-4-0		0-2-0		2-10-0	
2-3-0	0-0-0	0-0-0		NEUTRAL		0-0-0		0-0-0		2-3-0	
<hr/>											
5-16-0	0-0-0	0-0-0		NON-CONFERENCE		0-4-0		2-3-0		3-9-0	
2-1-0	0-0-0	0-0-0		HOME		0-0-0		2-1-0		0-0-0	
1-12-0	0-0-0	0-0-		AWAY		0-4-0		0-2-0		1-6-0	
2-3-0	0-0-0	0-0-0		NEUTRAL		0-0-0		0-0-0		2-3-0	
<hr/>											
3-8-0	0-0-0	0-0-0		CONFERENCE		0-0-0		0-2-0		3-6-0	
2-3-0	0-0-0	0-0-0		HOME		0-0-0		0-2-0		2-1-0	
1-5-0	0-0-0	0-0-0		AWAY		0-0-0		0-0-0		1-5-0	
0-0-0	0-0-0	0-0-0		NEUTRAL		0-0-0		0-0-0		0-0-0	
<hr/>											
RPI S	Opponent	Score	RPI S	Opponent	Score	RPI S	Opponent	Score	RPI S	Opponent	Score
						61 A	North Carolina St.	1 16	111 H	Wright St.	1 5
						89 A	UAB	3 7	111 H	Wright St.	2 4
						89 A	UAB	2 4	116 A	Pittsburgh	1 12
						89 A	UAB	0 4	116 H	Pittsburgh	7 6
						126 A	Kent St.	2 10			
						126 H	Kent St.	7 4			
						126 H	Kent St.	7 11			
						160 A	Eastern Ky.	9 18			
						160 N	Eastern Ky.	14 19			
						173 A	Alabama St.	2 11			
						173 A	Alabama St.	3 8			
						178 N	Appalachian St.	2 1			
						181 N	Notre Dame	3 6			
						188 A	Valparaiso	12 4			
						188 A	Valparaiso	7 10			
						188 A	Valparaiso	1 13			
						207 A	Cincinnati	9 12			
						207 A	Cincinnati	0 1			
						209 A	Penn St.	2 15			
						243 H	Oakland	1 4			
						243 H	Oakland	5 0			
						LAST 10 GAMES			243 H	Oakland	5 4
									243 H	Oakland	5 0
									243 H	Oakland	1 4
243 H	Oakland	5 4									
188 A	Valparaiso	12 4									
188 A	Valparaiso	1 13									
LAST 10 GAMES			188 A	Valparaiso	7 10						
			126 H	Kent St.	7 4						
			126 H	Kent St.	7 11						
			267 A	Ill.-Chicago	5 6						
			267 A	Ill.-Chicago	2 12						
			267 A	Ill.-Chicago	2 12						

**Non-Div. I Games:**

Youngstown St.

RPI	S	Opponent	Score	
296	A	Ohio	11	4

Youngstown St.

Y  
o  
u  
n  
g  
s  
t  
o  
w  
n  
s  
t  
.

Y  
o  
u  
n  
g  
s  
t  
o  
w  
n  
s  
t  
.

Average RPI Win: 250		WON-LOST RECORD	WINNING PCT. RANK		LAST 10 GAMES	STRENGTH OF SCHEDULE		OPP. STRENGTH OF SCHEDULE		TEAM RPI	ADJ RPI		CONF. RPI	ADJ CONF. RPI						
Average RPI Loss: 214																				
DIV. I ONLY		11-17-0	.39286	223	0-1-0	301		260		291	.40704	291	32	32						
DIV. I NON-CONF.		8-17-0	.32	242	0-1-0	293		281		289	.40317	289	32	32						
TOTALS		RPI 1-25	RPI 26-50		W-L RECORDS		RPI 51-100		RPI 101-150		RPI 150+									
11-17-0	0-0-0	0-0-0		OVERALL		1-1-0		1-3-0		9-13-0										
2-5-0	0-0-0	0-0-0		HOME		0-0-0		1-1-0		1-4-0										
7-10-0	0-0-0	0-0-0		AWAY		0-0-0		0-1-0		7-7-0										
2-2-0	0-0-0	0-0-0		NEUTRAL		1-1-0		0-0-0		1-1-0										
8-17-0	0-0-0	0-0-0		NON-CONFERENCE		1-1-0		1-3-0		6-13-0										
2-5-0	0-0-0	0-0-0		HOME		0-0-0		1-1-0		1-4-0										
4-10-0	0-0-0	0-0-		AWAY		0-0-0		0-2-0		4-8-0										
2-2-0	0-0-0	0-0-0		NEUTRAL		1-1-0		0-0-0		1-1-0										
3-0-0	0-0-0	0-0-0		CONFERENCE		0-0-0		0-0-0		3-0-0										
0-0-0	0-0-0	0-0-0		HOME		0-0-0		0-0-0		0-0-0										
3-0-0	0-0-0	0-0-0		AWAY		0-0-0		0-0-0		3-0-0										
0-0-0	0-0-0	0-0-0		NEUTRAL		0-0-0		0-0-0		0-0-0										
RPI	S	Opponent	Score	RPI	S	Opponent	Score	RPI	S	Opponent	Score	RPI	S	Opponent	Score					
								97	N	Central Ark.	7	5								
								97	N	Central Ark.	7	17								
												143	A	Sacred Heart	2	8				
												143	A	Sacred Heart	3	8				
												143	H	Sacred Heart	3	6				
												143	H	Sacred Heart	5	3				
												191	A	Fairfield	3	10				
												196	A	Wagner	5	0				
												196	A	Wagner	2	3				
												196	H	Wagner	7	9				
												205	H	Binghamton	0	10				
												223	A	LIU Brooklyn	5	6				
												223	A	LIU Brooklyn	10	11				
												254	N	Lehigh	5	7				
												254	N	Lehigh	4	3				
												259	H	Saint Peter's	3	6				
												266	A	Abilene Christian	5	6				
												266	A	Abilene Christian	1	10				
												276	A	Fairleigh Dickinson	8	11				
												280	A	Rider	3	13				
												280	A	Rider	5	1				
												280	H	Rider	5	8				
												280	H	Rider	2	1				
												298	A	Coppin St.	13	3				
												298	A	Coppin St.	8	2				
												302	A	NYIT	3	0				
												302	A	NYIT	9	5				
												302	A	NYIT	6	2				
LAST 10 GAMES																				
						205	H	Binghamton	0	10	143	A	Sacred Heart	2	8	298	A	Coppin St.	8	2
						196	H	Wagner	7	9	143	H	Sacred Heart	3	6	302	A	NYIT	3	0
						196	A	Wagner	5	0	143	H	Sacred Heart	5	3	302	A	NYIT	9	5
						196	A	Wagner	2	3	280	A	Rider	3	13	302	A	NYIT	6	2
						143	A	Sacred Heart	3	8	302	A	NYIT	6	2					

Non-Div. I Games:

NJIT

Average RPI Win: 233		WON-LOST RECORD		WINNING PCT. RANK		LAST 10 GAMES		STRENGTH OF SCHEDULE		OPP. STRENGTH OF SCHEDULE		TEAM RPI		ADJ RPI		CONF. RPI		ADJ CONF. RPI	
DIV. I ONLY		11-24-0		.31429 267		3-7-0		276		272		293		.40205 292		27		27	
DIV. I NON-CONF.		9-14-0		.3913 210		1-3-0		256		290		274		.4341 274		27		27	
TOTALS		RPI 1-25		RPI 26-50		W-L RECORDS		RPI 51-100		RPI 101-150		RPI 150+							
11-24-0		0-0-0		0-0-0		OVERALL		0-1-0		2-3-0		9-20-0							
4-11-0		0-0-0		0-0-0		HOME		0-0-0		0-0-0		4-11-0							
3-10-0		0-0-0		0-0-0		AWAY		0-0-0		1-2-0		2-8-0							
4-3-0		0-0-0		0-0-0		NEUTRAL		0-1-0		1-1-0		3-1-0							
9-14-0		0-0-0		0-0-0		NON-CONFERENCE		0-1-0		2-3-0		7-10-0							
2-7-0		0-0-0		0-0-0		HOME		0-0-0		0-0-0		2-7-0							
3-4-0		0-0-0		0-0-		AWAY		0-0-0		1-2-0		2-2-0							
4-3-0		0-0-0		0-0-0		NEUTRAL		0-1-0		1-1-0		3-1-0							
2-10-0		0-0-0		0-0-0		CONFERENCE		0-0-0		0-0-0		2-10-0							
2-4-0		0-0-0		0-0-0		HOME		0-0-0		0-0-0		2-4-0							
0-6-0		0-0-0		0-0-0		AWAY		0-0-0		0-0-0		0-6-0							
0-0-0		0-0-0		0-0-0		NEUTRAL		0-0-0		0-0-0		0-0-0							
RPI S	Opponent	Score		RPI S	Opponent	Score		RPI S	Opponent	Score		RPI S	Opponent	Score					
								70 N	Southern Miss.	8	11	120 N	Missouri	3	6				
												139 A	McNeese St.	3	9				
												139 N	McNeese St.	6	3				
												144 A	Northwestern St.	9	3				
												144 A	Northwestern St.	2	7				
												151 A	Grand Canyon	1	2				
												151 A	Grand Canyon	6	12				
												151 A	Grand Canyon	5	15				
												181 H	Notre Dame	1	6				
												181 N	Omaha	2	1				
												181 N	Omaha	10	13				
												185 H	Utah Valley	4	5				
												185 H	Utah Valley	3	7				
												185 H	Utah Valley	2	7				
												188 H	Valparaiso	1	7				
												217 H	South Dakota St.	2	1				
												217 H	South Dakota St.	1	2				
												217 H	South Dakota St.	6	10				
												224 H	Northwestern	1	6				
												224 H	Northwestern	2	4				
												253 A	Bakersfield	0	11				
												253 A	Bakersfield	7	16				
												253 A	Bakersfield	4	6				
												254 N	Lehigh	8	1				
												255 H	Milwaukee	8	12				
												267 A	Ill.-Chicago	8	7				
												267 H	Ill.-Chicago	14	12				
												181 H	Notre Dame	1	6				

<b>Non-Div. I Games:</b>	<b>Holy Cross (IN)</b>	<b>7</b>	<b>5</b>
--------------------------	------------------------	----------	----------

Chicago St.

RPI	S	Opponent	Score	
270	H	North Dakota	10	2
270	H	North Dakota	1	7
270	H	North Dakota	7	5
276	A	Savannah St.	14	5
276	A	Savannah St.	4	7
276	A	Savannah St.	5	7
278	N	St. Bonaventure	5	4

Chicago St.

C  
h  
i  
c  
a  
g  
o  
s  
t  
.

C  
h  
i  
c  
a  
g  
o  
s  
t  
.

Average RPI Win:		204	WON-LOST RECORD		WINNING PCT. RANK	LAST 10 GAMES		STRENGTH OF SCHEDULE		OPP. STRENGTH OF SCHEDULE	TEAM RPI	ADJ RPI	CONF. RPI	ADJ CONF. RPI									
Average RPI Loss:		148																					
DIV. I ONLY			4-33-0		.10811	300	1-9-0		127	250	294	.40163	293	21	21								
DIV. I NON-CONF.			1-15-0		.0625	296	0-2-0		184	185	299	.38696	299	22	22								
TOTALS		RPI 1-25		RPI 26-50		W-L RECORDS		RPI 51-100		RPI 101-150		RPI 150+											
4-33-0		0-2-0		0-0-0		OVERALL		0-8-0		1-6-0		3-17-0											
2-9-0		0-0-0		0-0-0		HOME		0-3-0		0-1-0		2-5-0											
1-22-0		0-2-0		0-0-0		AWAY		0-5-0		1-5-0		0-10-0											
1-2-0		0-0-0		0-0-0		NEUTRAL		0-0-0		0-0-0		1-2-0											
1-15-0		0-2-0		0-0-0		NON-CONFERENCE		0-5-0		0-1-0		1-7-0											
0-2-0		0-0-0		0-0-0		HOME		0-0-0		0-1-0		0-1-0											
0-11-0		0-2-0		0-0-		AWAY		0-5-0		0-0-0		0-4-0											
1-2-0		0-0-0		0-0-0		NEUTRAL		0-0-0		0-0-0		1-2-0											
3-18-0		0-0-0		0-0-0		CONFERENCE		0-3-0		1-5-0		2-10-0											
2-7-0		0-0-0		0-0-0		HOME		0-3-0		0-0-0		2-4-0											
1-11-0		0-0-0		0-0-0		AWAY		0-0-0		1-5-0		0-6-0											
0-0-0		0-0-0		0-0-0		NEUTRAL		0-0-0		0-0-0		0-0-0											
RPI	S	Opponent		Score		RPI	S	Opponent		Score		RPI	S	Opponent		Score							
9	A	Ole Miss		0	6			77	A	Evansville		5	6	136	A	Tennessee Tech		7	5				
16	A	Vanderbilt		0	5			77	A	Evansville		2	5	136	A	Tennessee Tech		0	2				
								86	H	Southeast Mo. St.		1	11	136	A	Tennessee Tech		5	14				
								86	H	Southeast Mo. St.		3	9	137	H	Lipscomb		2	12				
								86	H	Southeast Mo. St.		0	13	145	A	Jacksonville St.		2	6				
								89	A	UAB		3	5	145	A	Jacksonville St.		5	10				
								89	A	UAB		2	3	145	A	Jacksonville St.		4	6				
								89	A	UAB		0	5	152	A	Stephen F. Austin		6	10				
														152	A	Stephen F. Austin		4	9				
														152	A	Stephen F. Austin		0	1				
														160	H	Eastern Ky.		13	18				
														160	H	Eastern Ky.		9	4				
														160	H	Eastern Ky.		1	9				
														179	A	Morehead St.		6	14				
														179	A	Morehead St.		4	6				
														179	A	Morehead St.		3	6				
														187	A	Southern Ill.		5	16				
														187	H	Southern Ill.		2	6				
														199	A	Belmont		1	3				
														199	A	Belmont		3	6				
														199	A	Belmont		1	5				
LAST 10 GAMES																							
				179	A	Morehead St.		4	6			160	H	Eastern Ky.		13	18	257	N	Eastern Mich.		3	17
				179	A	Morehead St.		6	14			160	H	Eastern Ky.		1	9	257	N	Eastern Mich.		5	3
				179	A	Morehead St.		3	6			137	H	Lipscomb		2	12	257	N	Eastern Mich.		6	18
				187	A	Southern Ill.		5	16			199	A	Belmont		3	6	262	H	Murray St.		2	10
				160	H	Eastern Ky.		9	4			199	A	Belmont		3	6	262	H	Murray St.		6	5
												199	A	Belmont		1	3	262	H	Murray St.		2	7

Non-Div. I Games:

UT Martin

Average RPI Win: 284		WON-LOST	WINNING	LAST 10	STRENGTH OF		OPP. STRENGTH	TEAM	ADJ	CONF.	ADJ CONF.
Average RPI Loss: 196		RECORD	PCT. RANK	GAMES	SCHEDULE		OF SCHEDULE	RPI	RPI	RPI	RPI
DIV. I ONLY		9-21-0	.3	272	2-6-0		287	292	292	.39914	294
DIV. I NON-CONF.		1-12-0	.07692	295	0-4-0		135	94	291	.3974	294
TOTALS		RPI 1-25	RPI 26-50		W-L RECORDS		RPI 51-100		RPI 101-150		RPI 150+
9-21-0		0-3-0	0-0-0		OVERALL		0-1-0		0-1-0		9-16-0
3-4-0		0-0-0	0-0-0		HOME		0-0-0		0-0-0		3-4-0
6-16-0		0-3-0	0-0-0		AWAY		0-1-0		0-0-0		6-12-0
0-1-0		0-0-0	0-0-0		NEUTRAL		0-0-0		0-1-0		0-0-0
1-12-0		0-3-0	0-0-0		NON-CONFERENCE		0-1-0		0-1-0		1-7-0
1-0-0		0-0-0	0-0-0		HOME		0-0-0		0-0-0		1-0-0
0-11-0		0-3-0	0-0-		AWAY		0-1-0		0-0-0		0-7-0
0-1-0		0-0-0	0-0-0		NEUTRAL		0-0-0		0-1-0		0-0-0
8-9-0		0-0-0	0-0-0		CONFERENCE		0-0-0		0-0-0		8-9-0
2-4-0		0-0-0	0-0-0		HOME		0-0-0		0-0-0		2-4-0
6-5-0		0-0-0	0-0-0		AWAY		0-0-0		0-0-0		6-5-0
0-0-0		0-0-0	0-0-0		NEUTRAL		0-0-0		0-0-0		0-0-0
RPI S	Opponent	Score		RPI S	Opponent	Score		RPI S	Opponent	Score	
12 A	Texas Tech	3	4					64 A	Texas A&M	2	8
12 A	Texas Tech	0	13					144 N	Northwestern St.	2	5
12 A	Texas Tech	0	8					162 A	Lamar	6	18
								186 A	Houston Baptist	3	4
								186 A	Houston Baptist	2	6
								186 A	Houston Baptist	5	12
								186 A	Houston Baptist	4	12
								186 H	Houston Baptist	9	8
								221 A	Tex.-Pan American	3	9
								221 A	Tex.-Pan American	0	1
								258 A	Texas Southern	1	9
								258 A	Texas Southern	4	7
								258 A	Texas Southern	1	6
								282 A	Ark.-Pine Bluff	0	3
								282 A	Ark.-Pine Bluff	5	4
								282 H	Ark.-Pine Bluff	3	6
								282 H	Ark.-Pine Bluff	2	3
								282 H	Ark.-Pine Bluff	5	1
								300 A	Grambling	6	5
								300 A	Grambling	11	12
								300 A	Grambling	12	6
								300 H	Grambling	2	14
								300 H	Grambling	15	3
								300 H	Grambling	6	11
								301 A	Southern U.	13	3
								301 A	Southern U.	10	9
								301 A	Southern U.	7	2
Non-Div. I Games:		Texas Col.	5	4	Huston-Tillotson	10	7	Huston-Tillotson	8	5	Texas Col.
		Wiley	13	0	Wiley	10	0				5
											2

Prairie View





Average RPI Win:	169	WON-LOST	WINNING	LAST 10	STRENGTH OF	OPP. STRENGTH	TEAM	ADJ	CONF.	ADJ CONF.				
Average RPI Loss:	173	RECORD	PCT. RANK	GAMES	SCHEDULE	OF SCHEDULE	RPI	RPI	RPI	RPI				
DIV. I ONLY		6-29-0	.17143	297	1-9-0	228	240	296	.39677	296	19	19		
DIV. I NON-CONF.		4-16-0	.2	282	0-1-0	268	193	290	.40213	290	13	13		
<hr/>														
TOTALS	RPI 1-25	RPI 26-50		W-L RECORDS		RPI 51-100		RPI 101-150		RPI 150+				
6-29-0	1-1-0	0-0-0		OVERALL		0-3-0		1-8-0		4-17-0				
1-12-0	0-0-0	0-0-0		HOME		0-0-0		0-6-0		1-6-0				
3-14-0	0-0-0	0-0-0		AWAY		0-3-0		1-2-0		2-9-0				
2-3-0	1-1-0	0-0-0		NEUTRAL		0-0-0		0-0-0		1-2-0				
<hr/>														
4-16-0	1-1-0	0-0-0		NON-CONFERENCE		0-3-0		1-2-0		2-10-0				
0-4-0	0-0-0	0-0-0		HOME		0-0-0		0-0-0		0-4-0				
2-9-0	0-0-0	0-0-		AWAY		0-3-0		1-2-0		1-4-0				
2-3-0	1-1-0	0-0-0		NEUTRAL		0-0-0		0-0-0		1-2-0				
<hr/>														
2-13-0	0-0-0	0-0-0		CONFERENCE		0-0-0		0-6-0		2-7-0				
1-8-0	0-0-0	0-0-0		HOME		0-0-0		0-6-0		1-2-0				
1-5-0	0-0-0	0-0-0		AWAY		0-0-0		0-0-0		1-5-0				
0-0-0	0-0-0	0-0-0		NEUTRAL		0-0-0		0-0-0		0-0-0				
<hr/>														
RPI	S	Opponent	Score		RPI	S	Opponent	Score		RPI	S	Opponent	Score	
20	N	Liberty	5	4						101	A	Xavier	0	14
20	N	Liberty	5	8						103	H	Central Mich.	3	6
										103	H	Central Mich.	2	10
										103	H	Central Mich.	2	4
										108	A	Ga. Southern	3	2
										108	A	Ga. Southern	5	20
										126	H	Kent St.	2	18
										126	H	Kent St.	1	11
										126	H	Kent St.	3	5
										165	A	Marshall	1	2
										189	A	Akron	0	8
										189	A	Akron	4	5
										189	A	Akron	1	7
										193	A	Toledo	3	2
										193	A	Toledo	4	7
										193	A	Toledo	0	3
										203	H	Western Mich.	5	3
										203	H	Western Mich.	0	4
										203	H	Western Mich.	2	4
										213	N	SIU Edwardsville	3	7
										230	A	Longwood	9	1
										230	A	Longwood	2	5
					230	A	Longwood	0	1					
					230	A	Longwood	1	7					
					262	N	Murray St.	7	6					
					262	N	Murray St.	6	7					
					278	H	St. Bonaventure	4	6					
<hr/>														
LAST 10 GAMES														
					193	A	Toledo	4	7	189	A	Akron	0	8
					193	A	Toledo	3	2	165	A	Marshall	1	2
					193	A	Toledo	0	3	126	H	Kent St.	2	18
					189	A	Akron	4	5	126	H	Kent St.	3	5
					189	A	Akron	1	7	126	H	Kent St.	1	11

Non-Div. I Games:

Ohio

RPI	S	Opponent	Score	
278	H	St. Bonaventure	3	14
278	H	St. Bonaventure	6	24
290	H	Youngstown St.	4	11

Ohio

O  
h  
i  
o

O  
h  
i  
o

Average RPI Win: 268		WON-LOST	WINNING	LAST 10	STRENGTH OF	OPP. STRENGTH	TEAM	ADJ	CONF.	ADJ CONF.							
Average RPI Loss: 160		RECORD	PCT. RANK	GAMES	SCHEDULE	OF SCHEDULE	RPI	RPI	RPI	RPI							
DIV. I ONLY		6-34-0	.15	298	1-9-0	210	220	298	.39118	297	31	31					
DIV. I NON-CONF.		0-23-0	0	298	0-5-0	160	68	300	.37925	300	30	31					
<hr/>																	
TOTALS		RPI 1-25		RPI 26-50		W-L RECORDS		RPI 51-100		RPI 101-150		RPI 150+					
6-34-0		0-2-0		0-1-0		OVERALL		0-6-0		0-6-0		6-19-0					
5-9-0		0-0-0		0-0-0		HOME		0-0-0		0-3-0		5-6-0					
1-25-0		0-0-0		0-0-0		AWAY		0-1-0		0-2-0		1-4-0					
0-0-0		0-0-0		0-0-0		NEUTRAL		0-0-0		0-0-0		0-0-0					
0-23-0		0-2-0		0-1-0		NON-CONFERENCE		0-6-0		0-6-0		0-8-0					
0-3-0		0-0-0		0-0-0		HOME		0-0-0		0-3-0		0-0-0					
0-20-0		0-2-0		0-0-		AWAY		0-6-0		0-3-0		0-8-0					
0-0-0		0-0-0		0-0-0		NEUTRAL		0-0-0		0-0-0		0-0-0					
6-11-0		0-0-0		0-0-0		CONFERENCE		0-0-0		0-0-0		6-11-0					
5-6-0		0-0-0		0-0-0		HOME		0-0-0		0-0-0		5-6-0					
1-5-0		0-0-0		0-0-0		AWAY		0-0-0		0-0-0		1-5-0					
0-0-0		0-0-0		0-0-0		NEUTRAL		0-0-0		0-0-0		0-0-0					
RPI	S	Opponent		Score		RPI	S	Opponent		Score		RPI	S	Opponent		Score	
17	A	Alabama		0	12	40	A	Mississippi St.		2	16	53	A	Oklahoma St.		4	17
17	A	Alabama		3	17							53	A	Oklahoma St.		1	16
												69	A	Memphis		3	13
												69	A	Memphis		1	8
												69	A	Memphis		4	6
												70	A	Southern Miss.		4	8
														Southeastern La.		4	20
												120	A	Missouri		0	5
												120	A	Missouri		5	11
												140	H	Bradley		4	9
												140	H	Bradley		4	12
												140	H	Bradley		4	13
												173	A	Alabama St.		4	7
												173	A	Alabama St.		5	7
												173	A	Alabama St.		2	12
												173	H	Alabama St.		6	3
												173	H	Alabama St.		1	12
												173	H	Alabama St.		3	11
												174	A	Arizona		1	11
												174	A	Arizona		1	20
												174	A	Arizona		0	6
												219	A	Wofford		4	7
												219	A	Wofford		4	9
												219	A	Wofford		2	12
												249	A	New Orleans		5	10
												249	A	New Orleans		3	6
												272	A	Alabama A&M		4	5
												272	A	Alabama A&M		7	8
												272	A	Alabama A&M		3	2
												272	H	Alabama A&M		2	9
												272	H	Alabama A&M		14	18
												286	H	Jackson St.		4	3
												286	H	Jackson St.		7	6
<hr/>																	
LAST 10 GAMES																	

Non-Div. I Games:

Alcorn

RPI	S	Opponent	Score	
286	H	Jackson St.	9	12
295	H	Mississippi Val.	10	8
295	H	Mississippi Val.	5	3
295	H	Mississippi Val.	6	8

Alcorn

A  
l  
c  
o  
r  
n

A  
l  
c  
o  
r  
n

Average RPI Win:	268	WON-LOST	WINNING	LAST 10	STRENGTH OF	OPP. STRENGTH	TEAM	ADJ	CONF.	ADJ CONF.					
Average RPI Loss:	228	RECORD	PCT. RANK	GAMES	SCHEDULE	OF SCHEDULE	RPI	RPI	RPI	RPI					
DIV. I ONLY		9-25-0	.26471	286	2-8-0	266	300	299	.39084	298	30	30			
DIV. I NON-CONF.		0-14-0	0	298	0-2-0	247	299	302	.33899	302	31	30			
<hr/>															
TOTALS	RPI 1-25	RPI 26-50		W-L RECORDS		RPI 51-100		RPI 101-150		RPI 150+					
9-25-0	0-0-0	0-0-0		OVERALL		0-2-0		0-3-0		9-20-0					
5-9-0	0-0-0	0-0-0		HOME		0-0-0		0-0-0		5-9-0					
4-13-0	0-0-0	0-0-0		AWAY		0-2-0		0-1-0		4-10-0					
0-3-0	0-0-0	0-0-0		NEUTRAL		0-0-0		0-2-0		0-1-0					
<hr/>															
0-14-0	0-0-0	0-0-0		NON-CONFERENCE		0-2-0		0-3-0		0-9-0					
0-3-0	0-0-0	0-0-0		HOME		0-0-0		0-0-0		0-3-0					
0-9-0	0-0-0	0-0-		AWAY		0-2-0		0-1-0		0-6-0					
0-2-0	0-0-0	0-0-0		NEUTRAL		0-0-0		0-2-0		0-0-0					
<hr/>															
9-11-0	0-0-0	0-0-0		CONFERENCE		0-0-0		0-0-0		9-11-0					
5-6-0	0-0-0	0-0-0		HOME		0-0-0		0-0-0		5-6-0					
4-4-0	0-0-0	0-0-0		AWAY		0-0-0		0-0-0		4-4-0					
0-1-0	0-0-0	0-0-0		NEUTRAL		0-0-0		0-0-0		0-1-0					
<hr/>															
RPI	S	Opponent	Score	RPI	S	Opponent	Score	RPI	S	Opponent	Score				
								57	A	Auburn	2	13			
								57	A	Auburn	0	10			
								109	A	Towson	1	13			
								126	N	Kent St.	0	5			
								126	N	Kent St.	1	11			
								218	A	Winthrop	4	8			
								218	A	Winthrop	1	3			
								241	A	Delaware St.	8	6			
								241	A	Delaware St.	1	16			
								241	A	Delaware St.	7	6			
								241	H	Delaware St.	5	15			
								241	H	Delaware St.	1	10			
								241	H	Delaware St.	7	15			
								254	A	Lehigh	2	8			
								254	A	Lehigh	3	9			
								263	H	UMBC	0	3			
								265	A	Navy	5	6			
								271	A	UMES	1	9			
								271	A	UMES	4	3			
								271	A	UMES	14	3			
271	H	UMES	11	4											
271	H	UMES	6	3											
271	H	UMES	3	14											
LAST 10 GAMES								275	A	Norfolk St.	0	1			
275	H	Norfolk St.	3	0	241	H	Delaware St.	5	15	275	A	Norfolk St.	1	12	
275	H	Norfolk St.	5	7	241	H	Delaware St.	7	15	275	H	Norfolk St.	3	0	
275	N	Norfolk St.	2	7	241	H	Delaware St.	1	10	275	H	Norfolk St.	5	7	
275	H	Norfolk St.	3	10	283	A	George Washington	4	10	275	H	Norfolk St.	3	10	
263	H	UMBC	0	3	271	A	UMES	4	3	275	N	Norfolk St.	2	7	

**Non-Div. I Games:**

Coppin St.

RPI	S	Opponent	Score	
283	A	George Washington	4	10
285	H	N.C. Central	11	8
285	H	N.C. Central	5	1
291	H	NJIT	2	8
291	H	NJIT	3	13

Coppin St.

C  
o  
p  
p  
i  
n  
s  
t  
.

C  
o  
p  
p  
i  
n  
s  
t  
.

Average RPI Win:	196	WON-LOST RECORD	WINNING PCT. RANK	LAST 10 GAMES	STRENGTH OF SCHEDULE	OPP. STRENGTH OF SCHEDULE	TEAM RPI	ADJ RPI	CONF. RPI	ADJ CONF. RPI	
Average RPI Loss:	146										
DIV. I ONLY	4-32-0	.11111	299	1-9-0	165	268	297	.38901	299	27	27
DIV. I NON-CONF.	3-18-0	.14286	290	0-2-0	62	222	276	.43123	277	27	27
<hr/>											
TOTALS	RPI 1-25	RPI 26-50		W-L RECORDS	RPI 51-100		RPI 101-150		RPI 150+		
4-32-0	0-2-0	0-0-0		OVERALL	1-12-0		0-3-0		3-15-0		
3-8-0	0-0-0	0-0-0		HOME	0-0-0		0-0-0		3-8-0		
1-22-0	0-2-0	0-0-0		AWAY	1-12-0		0-3-0		0-5-0		
0-2-0	0-0-0	0-0-0		NEUTRAL	0-0-0		0-0-0		0-2-0		
<hr/>											
3-18-0	0-2-0	0-0-0		NON-CONFERENCE	1-12-0		0-0-0		2-4-0		
2-3-0	0-0-0	0-0-0		HOME	0-0-0		0-0-0		2-3-0		
1-15-0	0-2-0	0-0-		AWAY	1-12-0		0-0-0		0-1-0		
0-0-0	0-0-0	0-0-0		NEUTRAL	0-0-0		0-0-0		0-0-0		
<hr/>											
1-14-0	0-0-0	0-0-0		CONFERENCE	0-0-0		0-3-0		1-11-0		
1-5-0	0-0-0	0-0-0		HOME	0-0-0		0-0-0		1-5-0		
0-7-0	0-0-0	0-0-0		AWAY	0-0-0		0-3-0		0-4-0		
0-2-0	0-0-0	0-0-0		NEUTRAL	0-0-0		0-0-0		0-2-0		
<hr/>											
RPI S	Opponent	Score	RPI S	Opponent	Score	RPI S	Opponent	Score	RPI S	Opponent	Score
15 A	Washington	3 14				52 A	New Mexico	3 12	147 A	Sacramento St.	1 3
18 A	TCU	3 10				52 A	New Mexico	1 8	147 A	Sacramento St.	2 9
						52 A	New Mexico	1 17	147 A	Sacramento St.	1 16
						52 A	New Mexico	2 5	151 H	Grand Canyon	5 12
						54 A	Nebraska	9 2	151 H	Grand Canyon	8 6
						54 A	Nebraska	2 10	151 H	Grand Canyon	3 14
						59 A	Sam Houston St.	3 5	183 A	Air Force	6 8
						59 A	Sam Houston St.	1 7	183 H	Air Force	5 13
						59 A	Sam Houston St.	0 5	228 A	Seattle	3 4
						59 A	Sam Houston St.	1 8	228 A	Seattle	0 6
						62 A	Kansas St.	3 24	228 A	Seattle	1 3
						62 A	Kansas St.	0 11	260 H	New Mexico St.	4 7
						62 A	Kansas St.	0 10	260 H	New Mexico St.	4 16
									260 H	New Mexico St.	9 12
									270 A	North Dakota	1 2
									270 N	North Dakota	2 3
									270 N	North Dakota	1 3
									289 H	North Dakota St.	8 6
									289 H	North Dakota St.	4 8
									289 H	North Dakota St.	3 1
									289 H	North Dakota St.	3 7
			LAST 10 GAMES								
			151 H	Grand Canyon	3 14	228 A	Seattle	3 4			
			151 H	Grand Canyon	5 12	228 A	Seattle	1 3			
			151 H	Grand Canyon	8 6	183 H	Air Force	5 13			
			15 A	Washington	3 14	260 H	New Mexico St.	9 12			
			228 A	Seattle	0 6	260 H	New Mexico St.	4 7			
<hr/>											
Non-Div. I Games:	Colorado Mesa	0 2	Colorado Mesa	5 3	Colorado Mesa	6 4	Northern Colo.				

Non-Div. I Games:

Colorado Mesa

0

2

Colorado Mesa

5

3

Colorado Mesa

6

4

Northern Colo.



Average RPI Win:		271	WON-LOST RECORD		WINNING PCT. RANK	LAST 10 GAMES	STRENGTH OF SCHEDULE		OPP. STRENGTH OF SCHEDULE	TEAM RPI	ADJ RPI	CONF. RPI	ADJ CONF. RPI
Average RPI Loss:		214											
DIV. I ONLY			12-26-0		.31579 266	5-5-0	299		291	300	.37176 300	31	31
DIV. I NON-CONF.			2-12-0		.14286 290	0-0-0	193		78	294	.39758 293	30	31
TOTALS		RPI 1-25	RPI 26-50		W-L RECORDS		RPI 51-100		RPI 101-150		RPI 150+		
12-26-0	0-1-0		0-1-0		OVERALL		0-2-0		0-2-0		12-20-0		
7-12-0	0-0-0		0-0-0		HOME		0-0-0		0-0-0		7-12-0		
5-13-0	0-1-0		0-1-0		AWAY		0-2-0		0-2-0		5-7-0		
0-1-0	0-0-0		0-0-0		NEUTRAL		0-0-0		0-0-0		0-1-0		
2-12-0	0-1-0		0-1-0		NON-CONFERENCE		0-2-0		0-2-0		2-6-0		
2-5-0	0-0-0		0-0-0		HOME		0-0-0		0-0-0		2-5-0		
0-7-0	0-1-0		0-0-		AWAY		0-2-0		0-2-0		0-1-0		
0-0-0	0-0-0		0-0-0		NEUTRAL		0-0-0		0-0-0		0-0-0		
10-14-0	0-0-0		0-0-0		CONFERENCE		0-0-0		0-0-0		10-14-0		
5-7-0	0-0-0		0-0-0		HOME		0-0-0		0-0-0		5-7-0		
5-6-0	0-0-0		0-0-0		AWAY		0-0-0		0-0-0		5-6-0		
0-1-0	0-0-0		0-0-0		NEUTRAL		0-0-0		0-0-0		0-1-0		
RPI S	Opponent	Score	RPI S	Opponent	Score	RPI S	Opponent	Score	RPI S	Opponent	Score		
13 A	LSU	0 6	38 A	Dallas Baptist	1 2	51 A	Arkansas	0 8	115 A	Southeastern La.	0 13		
						51 A	Arkansas	3 4	144 A	Northwestern St.	3 12		
									179 H	Morehead St.	11 15		
									179 H	Morehead St.	5 2		
									179 H	Morehead St.	7 10		
									201 H	Georgetown	8 2		
									201 H	Georgetown	1 6		
									201 H	Georgetown	3 5		
									232 A	Louisiana Tech	1 8		
									232 H	Louisiana Tech	3 4		
									258 A	Texas Southern	3 6		
									258 A	Texas Southern	4 5		
									258 A	Texas Southern	3 1		
									258 H	Texas Southern	0 10		
									258 H	Texas Southern	7 5		
									258 H	Texas Southern	6 7		
									282 A	Ark.-Pine Bluff	2 5		
									282 A	Ark.-Pine Bluff	2 3		
									282 A	Ark.-Pine Bluff	6 1		
									282 H	Ark.-Pine Bluff	5 6		
									282 H	Ark.-Pine Bluff	5 7		
									282 H	Ark.-Pine Bluff	5 8		
			LAST 10 GAMES										
			282 A	Ark.-Pine Bluff	6 1	294 A	Prairie View	11 6	286 A	Jackson St.	8 6		
			282 A	Ark.-Pine Bluff	2 3	286 A	Jackson St.	8 6	294 A	Prairie View	11 6		
			282 A	Ark.-Pine Bluff	2 5	258 A	Texas Southern	3 6	294 A	Prairie View	14 2		
			294 A	Prairie View	14 2	258 A	Texas Southern	4 5	294 A	Prairie View	3 15		
			294 A	Prairie View	3 15	258 A	Texas Southern	3 1	294 H	Prairie View	5 6		

Non-Div. I Games:

Grambling

RPI	S	Opponent	Score	
294	H	Prairie View	6	12
294	H	Prairie View	12	11
301	A	Southern U.	5	7
301	H	Southern U.	9	1
301	H	Southern U.	9	5
301	H	Southern U.	8	7
301	N	Southern U.	5	7

Grambling

G  
r  
a  
m  
b  
l  
i  
n  
g

G  
r  
a  
m  
b  
l  
i  
n  
g

Average RPI Win: 238		WON-LOST RECORD		WINNING PCT. RANK		LAST 10 GAMES		STRENGTH OF SCHEDULE		OPP. STRENGTH OF SCHEDULE		TEAM RPI		ADJ RPI		CONF. RPI		ADJ CONF. RPI					
DIV. I ONLY		7-20-0		.25926 287		3-6-0		295		301		301		.36465 301		31		31					
DIV. I NON-CONF.		2-6-0		.25 272		1-0-0		53		126		185		.48029 187		30		31					
TOTALS		RPI 1-25		RPI 26-50		W-L RECORDS		RPI 51-100		RPI 101-150		RPI 150+											
7-20-0		0-2-0		0-0-0		OVERALL		0-0-0		2-3-0		5-15-0											
3-8-0		0-0-0		0-0-0		HOME		0-0-0		1-0-0		2-8-0											
2-11-0		0-2-0		0-0-0		AWAY		0-0-0		1-3-0		1-6-0											
2-1-0		0-0-0		0-0-0		NEUTRAL		0-0-0		0-0-0		2-1-0											
2-6-0		0-2-0		0-0-0		NON-CONFERENCE		0-0-0		2-3-0		0-1-0											
1-0-0		0-0-0		0-0-0		HOME		0-0-0		1-0-0		0-0-0											
1-5-0		0-2-0		0-0-		AWAY		0-0-0		1-3-0		0-0-0											
0-1-0		0-0-0		0-0-0		NEUTRAL		0-0-0		0-0-0		0-1-0											
5-14-0		0-0-0		0-0-0		CONFERENCE		0-0-0		0-0-0		5-14-0											
2-8-0		0-0-0		0-0-0		HOME		0-0-0		0-0-0		2-8-0											
1-6-0		0-0-0		0-0-0		AWAY		0-0-0		0-0-0		1-6-0											
2-0-0		0-0-0		0-0-0		NEUTRAL		0-0-0		0-0-0		2-0-0											
RPI	S	Opponent		Score		RPI	S	Opponent		Score		RPI	S	Opponent		Score							
13	A	LSU		0 8								132	A	Nicholls St.		5 2							
14	A	La.-Lafayette		3 17								139	H	McNeese St.		4 3							
												144	A	Northwestern St.		3 4							
												144	A	Northwestern St.		9 13							
												144	A	Northwestern St.		2 6							
												249	N	New Orleans		1 9							
												258	H	Texas Southern		1 2							
												258	H	Texas Southern		8 5							
												258	H	Texas Southern		1 6							
												258	N	Texas Southern		9 5							
												282	A	Ark.-Pine Bluff		16 17							
												282	A	Ark.-Pine Bluff		7 16							
												282	A	Ark.-Pine Bluff		4 3							
												282	H	Ark.-Pine Bluff		2 5							
												282	H	Ark.-Pine Bluff		6 8							
												282	H	Ark.-Pine Bluff		2 9							
												286	A	Jackson St.		2 6							
												294	H	Prairie View		3 13							
												294	H	Prairie View		9 10							
												294	H	Prairie View		2 7							
												300	A	Grambling		1 9							
												300	A	Grambling		7 8							
												300	A	Grambling		5 9							
												300	H	Grambling		7 5							
												300	N	Grambling		7 5							
						LAST 10 GAMES																	
						258 H Texas Southern 8 5						282 A Ark.-Pine Bluff 4 3						300 A Grambling 5 9					
						258 H Texas Southern 1 6						132 A Nicholls St. 5 2						300 H Grambling 7 5					
						258 H Texas Southern 1 2						294 H Prairie View 2 7						300 N Grambling 7 5					
						282 A Ark.-Pine Bluff 7 16						294 H Prairie View 3 13											
						282 A Ark.-Pine Bluff 16 17						294 H Prairie View 9 10											

Non-Div. I Games: Loyola (LA) 7 8

Southern U.

Average RPI Win:	223	WON-LOST RECORD	WINNING PCT. RANK	LAST 10 GAMES	STRENGTH OF SCHEDULE	OPP. STRENGTH OF SCHEDULE	TEAM RPI	ADJ RPI	CONF. RPI	ADJ CONF. RPI	
Average RPI Loss:	200										
DIV. I ONLY		1-33-0	.02941 302	0-10-0	152	302	302	.36237 302	32	32	
DIV. I NON-CONF.		1-30-0	.03226 297	0-10-0	121	302	301	.37382 301	32	32	
<hr/>											
TOTALS	RPI 1-25	RPI 26-50		W-L RECORDS		RPI 51-100		RPI 101-150		RPI 150+	
1-33-0	0-0-0	0-0-0		OVERALL		0-0-0		0-11-0		1-22-0	
0-11-0	0-0-0	0-0-0		HOME		0-0-0		0-1-0		0-10-0	
1-21-0	0-0-0	0-0-0		AWAY		0-0-0		0-10-0		1-11-0	
0-1-0	0-0-0	0-0-0		NEUTRAL		0-0-0		0-0-0		0-1-0	
1-30-0	0-0-0	0-0-0		NON-CONFERENCE		0-0-0		0-11-0		1-19-0	
0-8-0	0-0-0	0-0-0		HOME		0-0-0		0-1-0		0-7-0	
1-21-0	0-0-0	0-0-		AWAY		0-0-0		0-10-0		1-11-0	
0-1-0	0-0-0	0-0-0		NEUTRAL		0-0-0		0-0-0		0-1-0	
0-3-0	0-0-0	0-0-0		CONFERENCE		0-0-0		0-0-0		0-3-0	
0-3-0	0-0-0	0-0-0		HOME		0-0-0		0-0-0		0-3-0	
0-0-0	0-0-0	0-0-0		AWAY		0-0-0		0-0-0		0-0-0	
0-0-0	0-0-0	0-0-0		NEUTRAL		0-0-0		0-0-0		0-0-0	
RPI	S	Opponent	Score	RPI	S	Opponent	Score	RPI	S	Opponent	Score
								123	A	Seton Hall	0 6
								123	A	Seton Hall	6 7
								123	A	Seton Hall	0 21
								131	A	Stony Brook	2 3
								135	A	St. John's (NY)	0 13
								135	A	St. John's (NY)	2 11
								135	H	St. John's (NY)	8 17
								136	A	Tennessee Tech	2 11
								136	A	Tennessee Tech	1 12
								136	A	Tennessee Tech	3 19
								136	A	Tennessee Tech	1 13
								191	A	Fairfield	4 13
								191	H	Fairfield	3 5
								191	H	Fairfield	1 4
								209	A	Penn St.	0 8
								209	A	Penn St.	3 7
								216	A	Mt. St. Mary's	4 13
								216	A	Mt. St. Mary's	0 7
								216	A	Mt. St. Mary's	7 18
								216	A	Mt. St. Mary's	8 11
								223	A	LIU Brooklyn	0 13
				LAST 10 GAMES				223	A	LIU Brooklyn	10 6
				135	A	St. John's (NY)	2 11	237	H	Hofstra	1 13
				135	A	St. John's (NY)	0 13	123	A	Seton Hall	0 6
				135	H	St. John's (NY)	8 17	123	A	Seton Hall	6 7
				191	H	Fairfield	1 4	123	A	Seton Hall	0 21
				191	H	Fairfield	3 5	250	H	Siena	0 6
								247	A	Fordham	6 7

Non-Div. I Games:

NYIT

RPI	S	Opponent	Score	
247	A	Fordham	8	11
250	H	Siena	0	6
250	H	Siena	2	9
288	N	Manhattan	0	2
291	H	NJIT	5	9
291	H	NJIT	0	3
291	H	NJIT	2	6

NYIT

N  
Y  
I  
T

N  
Y  
I  
T