

Average RPI Win: 49		WON-LOST	WINNING	LAST 10	STRENGTH OF	OPP. STRENGTH	TEAM	ADJ	CONF.	ADJ CONF.
Average RPI Loss: 58		RECORD	PCT. RANK	GAMES	SCHEDULE	OF SCHEDULE	RPI	RPI	RPI	RPI
DIV. I ONLY		23-13-0	.63889	55	6-4-0	3	16	1	.62049	1
DIV. I NON-CONF.		14-7-0	.66667	49	1-1-0	4	32	9	.59937	9
TOTALS		RPI 1-25	RPI 26-50		W-L RECORDS	RPI 51-100		RPI 101-150		RPI 150+
23-13-0	12-6-0		2-0-0	OVERALL		7-5-0		1-1-0		1-1-0
15-6-0	6-1-0		1-0-0	HOME		6-3-0		1-1-0		1-1-0
6-7-0	5-5-0		0-0-0	AWAY		1-2-0		0-0-0		0-0-0
2-0-0	1-0-0		1-0-0	NEUTRAL		0-0-0		0-0-0		0-0-0
14-7-0	6-3-0		2-0-0	NON-CONFERENCE		4-2-0		1-1-0		1-1-0
10-5-0	3-1-0		1-0-0	HOME		4-2-0		1-1-0		1-1-0
2-2-0	2-2-0		0-0-0	AWAY		0-0-0		0-0-0		0-0-0
2-0-0	1-0-0		1-0-0	NEUTRAL		0-0-0		0-0-0		0-0-0
9-6-0	6-3-0		0-0-0	CONFERENCE		3-3-0		0-0-0		0-0-0
5-1-0	3-0-0		0-0-0	HOME		2-1-0		0-0-0		0-0-0
4-5-0	3-3-0		0-0-0	AWAY		1-2-0		0-0-0		0-0-0
0-0-0	0-0-0		0-0-0	NEUTRAL		0-0-0		0-0-0		0-0-0
RPI S Opponent	Score	RPI S Opponent	Score	RPI S Opponent	Score	RPI S Opponent	Score	RPI S Opponent	Score	
2 A South Carolina	1 4	37 H Illinois St.	13 5	52 A Texas A&M	5 3	132 H FGCU	1 2			
2 A South Carolina	6 5	46 N Southern Miss.	4 2	52 A Texas A&M	4 5	132 H FGCU	4 0			
2 A South Carolina	4 3			52 A Texas A&M	3 4	166 H Fla. Atlantic	4 5			
4 A Florida St.	8 0			71 H Arkansas	1 0	187 H North Florida	8 7			
4 H Florida St.	3 1			71 H Arkansas	3 9					
4 N Florida St.	4 1			71 H Arkansas	2 1					
15 A Kentucky	1 17			79 H UCF	5 1					
15 A Kentucky	8 9			95 H Illinois	1 5					
15 A Kentucky	11 10			95 H Illinois	0 6					
20 A Miami (FL)	2 5			100 H UConn	2 1					
20 A Miami (FL)	4 6			100 H UConn	1 0					
20 A Miami (FL)	6 4			100 H UConn	6 5					
21 H LSU	11 7									
21 H LSU	2 1									
21 H LSU	6 2									
22 H Maryland	7 9									
22 H Maryland	4 0									
22 H Maryland	8 5									
LAST 10 GAMES				15 A Kentucky	11 10					
2 A South Carolina	6 5	15 A Kentucky	1 17							
2 A South Carolina	4 3	166 H Fla. Atlantic	4 5							
2 A South Carolina	1 4	21 H LSU	11 7							
4 A Florida St.	8 0	21 H LSU	2 1							
15 A Kentucky	8 9									

Non-Div. I Games:

Florida

Average RPI Win:		116	WON-LOST RECORD		WINNING PCT. RANK		LAST 10 GAMES		STRENGTH OF SCHEDULE		OPP. STRENGTH OF SCHEDULE		TEAM RPI		ADJ RPI		CONF. RPI		ADJ CONF. RPI					
DIV. I ONLY			28-7-0		.8		4		6-4-0		26		12		2		.61731		2		1		1	
DIV. I NON-CONF.			20-0-0		1		1		2-0-0		159		63		2		.62927		2		1		1	
TOTALS		RPI 1-25		RPI 26-50				W-L RECORDS				RPI 51-100				RPI 101-150				RPI 150+				
28-7-0		7-5-0		3-0-0				OVERALL				2-2-0				6-0-0				10-0-0				
23-3-0		6-3-0		1-0-0				HOME				1-0-0				6-0-0				9-0-0				
4-4-0		1-2-0		1-0-0				AWAY				1-2-0				0-0-0				1-0-0				
1-0-0		0-0-0		1-0-0				NEUTRAL				0-0-0				0-0-0				0-0-0				
20-0-0		0-0-0		3-0-0				NON-CONFERENCE				1-0-0				6-0-0				10-0-0				
17-0-0		0-0-0		1-0-0				HOME				1-0-0				6-0-0				9-0-0				
2-0-0		0-0-0		1-0-				AWAY				0-0-0				0-0-0				1-0-0				
1-0-0		0-0-0		1-0-0				NEUTRAL				0-0-0				0-0-0				0-0-0				
8-7-0		7-5-0		0-0-0				CONFERENCE				1-2-0				0-0-0				0-0-0				
6-3-0		6-3-0		0-0-0				HOME				0-0-0				0-0-0				0-0-0				
2-4-0		1-2-0		0-0-0				AWAY				1-2-0				0-0-0				0-0-0				
0-0-0		0-0-0		0-0-0				NEUTRAL				0-0-0				0-0-0				0-0-0				
RPI	S	Opponent		Score		RPI	S	Opponent		Score		RPI	S	Opponent		Score		RPI	S	Opponent		Score		
1	H	Florida		4	1	29	A	Clemson		5	3	71	A	Arkansas		2	1	118	H	Bucknell		12	2	
1	H	Florida		3	4	29	H	Clemson		9	6	71	A	Arkansas		0	7	118	H	Bucknell		17	4	
1	H	Florida		5	6	29	N	Clemson		10	2	71	A	Arkansas		1	4	118	H	Bucknell		12	0	
5	H	Ole Miss		5	4							96	H	Col. of Charleston		4	2	139	H	Eastern Ky.		4	0	
5	H	Ole Miss		4	6													139	H	Eastern Ky.		2	0	
5	H	Ole Miss		3	1													139	H	Eastern Ky.		6	0	
15	A	Kentucky		1	2													180	A	Furman		9	2	
15	A	Kentucky		5	13													180	H	Furman		5	0	
15	A	Kentucky		8	3													183	H	Appalachian St.		2	1	
18	H	Tennessee		9	6													202	H	Coastal Caro.		4	0	
18	H	Tennessee		3	2													214	H	Presbyterian		4	0	
18	H	Tennessee		8	0													232	H	Brown		13	0	
																		232	H	Brown		8	0	
																		232	H	Brown		1	0	
																		241	H	Stetson		7	1	
																		241	H	Stetson		4	2	
LAST 10 GAMES																								
		1 H Florida		5	6			71 A Arkansas		1	4													
		1 H Florida		3	4			71 A Arkansas		2	1													
		1 H Florida		4	1			183 H Appalachian St.		2	1													
		180 A Furman		9	2			18 H Tennessee		8	0													
		71 A Arkansas		0	7			18 H Tennessee		9	6													

Non-Div. I Games:

South Carolina

Average RPI Win:	70	WON-LOST RECORD	WINNING PCT. RANK	LAST 10 GAMES	STRENGTH OF SCHEDULE	OPP. STRENGTH OF SCHEDULE	TEAM RPI	ADJ RPI	CONF. RPI	ADJ CONF. RPI					
DIV. I ONLY		29-8-0	.78378	6	8-2-0	32	1	3	.61626	3	2	2			
DIV. I NON-CONF.		20-5-0	.8	19	1-1-0	77	1	6	.6059	6	2	2			
<hr/>															
TOTALS	RPI 1-25	RPI 26-50		W-L RECORDS		RPI 51-100		RPI 101-150		RPI 150+					
29-8-0	5-2-0	3-1-0		OVERALL		18-5-0		0-0-0		3-0-0					
17-5-0	0-1-0	3-1-0		HOME		11-3-0		0-0-0		3-0-0					
9-3-0	3-1-0	0-0-0		AWAY		6-2-0		0-0-0		0-0-0					
3-0-0	2-0-0	0-0-0		NEUTRAL		1-0-0		0-0-0		0-0-0					
<hr/>															
20-5-0	3-1-0	3-1-0		NON-CONFERENCE		11-3-0		0-0-0		3-0-0					
13-3-0	0-1-0	3-1-0		HOME		7-1-0		0-0-0		3-0-0					
4-2-0	1-0-0	0-0-		AWAY		3-2-0		0-0-0		0-0-0					
3-0-0	2-0-0	0-0-0		NEUTRAL		1-0-0		0-0-0		0-0-0					
<hr/>															
9-3-0	2-1-0	0-0-0		CONFERENCE		7-2-0		0-0-0		0-0-0					
4-2-0	0-0-0	0-0-0		HOME		4-2-0		0-0-0		0-0-0					
5-1-0	2-1-0	0-0-0		AWAY		3-0-0		0-0-0		0-0-0					
0-0-0	0-0-0	0-0-0		NEUTRAL		0-0-0		0-0-0		0-0-0					
<hr/>															
RPI S	Opponent	Score		RPI S	Opponent	Score		RPI S	Opponent	Score		RPI S	Opponent	Score	
6 N	Houston	3	2	26 H	Stanford	9	3	51 H	Hawaii	4	1	155 H	A&M-Corpus Christi	10	0
10 A	Texas Tech	4	8	26 H	Stanford	4	3	51 H	Hawaii	3	2	171 H	Valparaiso	7	1
10 A	Texas Tech	5	2	26 H	Stanford	5	11	51 H	Hawaii	3	2	225 H	Tex.-Pan American	2	1
10 A	Texas Tech	11	1	30 H	Dallas Baptist	5	0	51 H	Hawaii	1	6				
11 A	Rice	5	2					55 N	Sam Houston St.	3	2				
11 H	Rice	2	7					60 H	Kansas	2	3				
11 N	Rice	2	0					60 H	Kansas	2	1				
								60 H	Kansas	1	6				
								62 A	California	5	0				
								62 A	California	1	2				
								62 A	California	0	7				
								62 A	California	6	2				
								73 H	Baylor	5	4				
								73 H	Baylor	4	0				
								73 H	Baylor	6	3				
								87 A	Oklahoma	10	8				
								87 A	Oklahoma	7	2				
								87 A	Oklahoma	8	1				
								93 H	Columbia	6	1				
								93 H	Columbia	11	0				
				LAST 10 GAMES											
				87 A Oklahoma				8				1			
				87 A Oklahoma				7				2			
				87 A Oklahoma				10				8			
				11 H Rice				2				7			
				73 H Baylor				4				0			

Non-Div. I Games:

Texas

RPI	S	Opponent	Score	
93	H	Columbia	7	3
99	A	Texas St.	6	3
99	H	Texas St.	5	1

73	H	Baylor	6	3
73	H	Baylor	5	4
11	A	Rice	5	2
10	A	Texas Tech	5	2
10	A	Texas Tech	4	8

T  
e  
x  
a  
s

T  
e  
x  
a  
s

Average RPI Win:		119	WON-LOST RECORD		WINNING PCT. RANK	LAST 10 GAMES	STRENGTH OF SCHEDULE		OPP. STRENGTH OF SCHEDULE	TEAM RPI	ADJ RPI	CONF. RPI	ADJ CONF. RPI				
DIV. I ONLY			27-8-0		.77143	9	7-3-0		47	9	4	.60849	4	3	3		
DIV. I NON-CONF.			11-3-0		.78571	21	1-1-0		67	25	7	.60151	7	4	4		
TOTALS		RPI 1-25		RPI 26-50		W-L RECORDS		RPI 51-100		RPI 101-150		RPI 150+					
27-8-0		4-5-0		8-3-0		OVERALL		2-0-0		1-0-0		12-0-0					
16-3-0		4-3-0		5-0-0		HOME		0-0-0		1-0-0		6-0-0					
11-4-0		0-1-0		3-3-0		AWAY		2-0-0		0-0-0		6-0-0					
0-1-0		0-1-0		0-0-0		NEUTRAL		0-0-0		0-0-0		0-0-0					
11-3-0		0-3-0		2-0-0		NON-CONFERENCE		2-0-0		1-0-0		6-0-0					
6-1-0		0-1-0		2-0-0		HOME		0-0-0		1-0-0		3-0-0					
5-1-0		0-1-0		0-0-		AWAY		2-0-0		0-0-0		3-0-0					
0-1-0		0-1-0		0-0-0		NEUTRAL		0-0-0		0-0-0		0-0-0					
16-5-0		4-2-0		6-3-0		CONFERENCE		0-0-0		0-0-0		6-0-0					
10-2-0		4-2-0		3-0-0		HOME		0-0-0		0-0-0		3-0-0					
6-3-0		0-0-0		3-3-0		AWAY		0-0-0		0-0-0		3-0-0					
0-0-0		0-0-0		0-0-0		NEUTRAL		0-0-0		0-0-0		0-0-0					
RPI	S	Opponent		Score		RPI	S	Opponent		Score		RPI	S	Opponent		Score	
1	A	Florida		1	3	29	A	Clemson		3	9	79	A	UCF		18	1
1	H	Florida		0	8	29	A	Clemson		11	1	79	A	UCF		11	10
1	N	Florida		1	4	29	A	Clemson		4	3						
20	H	Miami (FL)		13	6	35	A	Georgia Tech		5	4						
20	H	Miami (FL)		1	3	35	A	Georgia Tech		3	5						
20	H	Miami (FL)		10	2	35	A	Georgia Tech		4	12						
22	H	Maryland		7	0	41	H	Georgia		10	4						
22	H	Maryland		15	3	41	H	Georgia		8	3						
22	H	Maryland		1	5	44	H	North Carolina St.		9	8						
						44	H	North Carolina St.		8	2						
						44	H	North Carolina St.		6	1						
LAST 10 GAMES																	
						35	A	Georgia Tech		5	4	208	H	Notre Dame		11	2
						35	A	Georgia Tech		4	12	208	H	Notre Dame		8	7
						35	A	Georgia Tech		3	5	132	H	FGCU		8	3
						1	H	Florida		0	8	194	A	Boston College		10	1
						208	H	Notre Dame		4	3	194	A	Boston College		11	7

Non-Div. I Games:

Florida St.



Average RPI Win:	91	WON-LOST RECORD		WINNING PCT. RANK		LAST 10 GAMES		STRENGTH OF SCHEDULE		OPP. STRENGTH OF SCHEDULE		TEAM RPI		ADJ RPI		CONF. RPI		ADJ CONF. RPI				
DIV. I ONLY		26-9-0		.74286	16	6-4-0		8		28		6		.60412	6	8		8				
DIV. I NON-CONF.		22-4-0		.84615	10	2-0-0		10		31		1		.6377	1	8		8				
<hr/>																						
TOTALS		RPI 1-25		RPI 26-50		W-L RECORDS		RPI 51-100		RPI 101-150		RPI 150+										
26-9-0		3-1-0		0-5-0		OVERALL		12-2-0		9-0-0		2-1-0										
19-5-0		1-0-0		0-3-0		HOME		7-1-0		9-0-0		2-1-0										
6-2-0		1-0-0		0-1-0		AWAY		5-1-0		0-0-0		0-0-0										
1-2-0		1-1-0		0-1-0		NEUTRAL		0-0-0		0-0-0		0-0-0										
22-4-0		3-1-0		0-2-0		NON-CONFERENCE		8-0-0		9-0-0		2-1-0										
17-1-0		1-0-0		0-0-0		HOME		5-0-0		9-0-0		2-1-0										
4-1-0		1-0-0		0-0-		AWAY		3-0-0		0-0-0		0-0-0										
1-2-0		1-1-0		0-1-0		NEUTRAL		0-0-0		0-0-0		0-0-0										
4-5-0		0-0-0		0-3-0		CONFERENCE		4-2-0		0-0-0		0-0-0										
2-4-0		0-0-0		0-3-0		HOME		2-1-0		0-0-0		0-0-0										
2-1-0		0-0-0		0-0-0		AWAY		2-1-0		0-0-0		0-0-0										
0-0-0		0-0-0		0-0-0		NEUTRAL		0-0-0		0-0-0		0-0-0										
RPI	S	Opponent		Score		RPI	S	Opponent		Score		RPI	S	Opponent		Score						
3	N	Texas		2	3	27	H	Louisville		2	4	52	A	Texas A&M		10	8	103	H	Michigan	4	3
10	N	Texas Tech		9	0	27	H	Louisville		2	3	57	H	Memphis		1	2	103	H	Michigan	1	0
11	A	Rice		3	0	27	H	Louisville		3	10	57	H	Memphis		6	2	103	H	Michigan	2	1
11	H	Rice		6	2	34	N	TCU		1	2	57	H	Memphis		6	3	105	H	Towson	7	6
						39	A	Pepperdine		0	3	67	A	Rutgers		2	1	105	H	Towson	6	3
												67	A	Rutgers		3	7	105	H	Towson	20	3
												67	A	Rutgers		9	1	124	H	Nicholls St.	3	0
												73	H	Baylor		7	2	124	H	Nicholls St.	4	0
												82	A	UCLA		4	3	124	H	Nicholls St.	3	2
												94	A	Southern California		6	1	155	H	A&M-Corpus Christi	10	0
												96	H	Col. of Charleston		8	3	188	H	Lamar	2	4
												96	H	Col. of Charleston		7	1	244	H	Texas Southern	1	0
												96	H	Col. of Charleston		3	2					
												99	H	Texas St.		7	1					
												67	A	Rutgers		2	1					
<hr/>																						
LAST 10 GAMES																						
						27	H	Louisville		3	10	67	A	Rutgers		9	1					
						27	H	Louisville		2	3	67	A	Rutgers		3	7					
						27	H	Louisville		2	4	52	A	Texas A&M		10	8					
						99	H	Texas St.		7	1	57	H	Memphis		6	2					
						67	A	Rutgers		2	1	57	H	Memphis		6	3					

Non-Div. I Games:

Houston

[illegible]

**Non-Div. I Games:**

La.-Lafayette



Average RPI Win: 136		WON-LOST	WINNING	LAST 10	STRENGTH OF		OPP. STRENGTH	TEAM	ADJ	CONF.	ADJ CONF.				
Average RPI Loss: 63		RECORD	PCT. RANK	GAMES	SCHEDULE		OF SCHEDULE	RPI	RPI	RPI	RPI				
DIV. I ONLY		30-6-0	.83333	3	8-2-0		106	45	8	.59943	8	3	3		
DIV. I NON-CONF.		16-2-0	.88889	4	3-0-0		155	97	15	.59164	15	4	4		
TOTALS		RPI 1-25	RPI 26-50		W-L RECORDS		RPI 51-100		RPI 101-150		RPI 150+				
30-6-0		2-2-0	3-1-0		OVERALL		5-1-0		9-2-0		11-0-0				
20-2-0		0-0-0	3-1-0		HOME		3-1-0		4-0-0		10-0-0				
9-3-0		2-1-0	0-0-0		AWAY		1-0-0		5-2-0		1-0-0				
1-1-0		0-1-0	0-0-0		NEUTRAL		1-0-0		0-0-0		0-0-0				
16-2-0		0-1-0	1-0-0		NON-CONFERENCE		5-1-0		2-0-0		8-0-0				
12-1-0		0-0-0	1-0-0		HOME		3-1-0		1-0-0		7-0-0				
3-0-0		0-0-0	0-0-		AWAY		1-0-0		1-0-0		1-0-0				
1-1-0		0-1-0	0-0-0		NEUTRAL		1-0-0		0-0-0		0-0-0				
14-4-0		2-1-0	2-1-0		CONFERENCE		0-0-0		7-2-0		3-0-0				
8-1-0		0-0-0	2-1-0		HOME		0-0-0		3-0-0		3-0-0				
6-3-0		2-1-0	0-0-0		AWAY		0-0-0		4-2-0		0-0-0				
0-0-0		0-0-0	0-0-0		NEUTRAL		0-0-0		0-0-0		0-0-0				
RPI S	Opponent	Score		RPI S	Opponent	Score		RPI S	Opponent	Score		RPI S	Opponent	Score	
15 N	Kentucky	3	8	29 H	Clemson	3	2	63 H	VMI	2	3	105 H	Towson	5	3
20 A	Miami (FL)	8	3	29 H	Clemson	1	0	63 N	VMI	12	0	106 H	Virginia Tech	2	1
20 A	Miami (FL)	5	3	29 H	Clemson	1	7	74 H	East Carolina	3	2	106 H	Virginia Tech	9	2
20 A	Miami (FL)	1	7	32 H	Old Dominion	7	1	74 H	East Carolina	4	0	106 H	Virginia Tech	7	4
								74 H	East Carolina	6	2	108 A	William & Mary	17	2
								97 A	UNC Wilmington	7	2	116 A	Pittsburgh	3	0
												116 A	Pittsburgh	1	2
												116 A	Pittsburgh	4	0
												137 A	Duke	2	1
												137 A	Duke	2	3
												137 A	Duke	3	2
												194 H	Boston College	2	1
												194 H	Boston College	8	1
												194 H	Boston College	3	2
												198 A	James Madison	9	3
												198 H	James Madison	13	2
												223 H	Princeton	14	4
												250 H	Longwood	8	1
												263 H	Monmouth	6	2
												263 H	Monmouth	5	3
												263 H	Monmouth	6	3
												276 H	George Washington	10	0
LAST 10 GAMES				LAST 10 GAMES				LAST 10 GAMES				LAST 10 GAMES			
29 H	Clemson	1	0	116 A	Pittsburgh	1	2	29 H	Clemson	1	7	116 A	Pittsburgh	4	0
29 H	Clemson	3	2	276 H	George Washington	10	0	29 H	Clemson	3	2	276 H	George Washington	10	0
198 A	James Madison	9	3	32 H	Old Dominion	7	1	198 A	James Madison	9	3	32 H	Old Dominion	7	1
116 A	Pittsburgh	3	0	106 H	Virginia Tech	7	4	116 A	Pittsburgh	3	0	106 H	Virginia Tech	7	4

Non-Div. I Games:

Virginia

Average RPI Win:	88	WON-LOST RECORD	WINNING PCT. RANK	LAST 10 GAMES	STRENGTH OF SCHEDULE	OPP. STRENGTH OF SCHEDULE	TEAM RPI	ADJ RPI	CONF. RPI	ADJ CONF. RPI						
DIV. I ONLY		21-11-0	.65625	48	9-1-0	22	33	9	.59895	9	11	11				
DIV. I NON-CONF.		13-10-0	.56522	110	3-1-0	28	13	26	.5767	26	10	10				
<hr/>																
TOTALS	RPI 1-25	RPI 26-50		W-L RECORDS		RPI 51-100		RPI 101-150		RPI 150+						
21-11-0	4-5-0	2-0-0		OVERALL		5-2-0		5-1-0		5-3-0						
8-2-0	2-0-0	1-0-0		HOME		1-0-0		2-1-0		2-1-0						
11-7-0	1-4-0	1-0-0		AWAY		4-2-0		3-0-0		2-1-0						
2-2-0	1-1-0	0-0-0		NEUTRAL		0-0-0		0-0-0		1-1-0						
13-10-0	4-5-0	2-0-0		NON-CONFERENCE		2-2-0		0-0-0		5-3-0						
6-1-0	2-0-0	1-0-0		HOME		1-0-0		0-0-0		2-1-0						
5-7-0	1-4-0	1-0-		AWAY		1-2-0		0-0-0		2-1-0						
2-2-0	1-1-0	0-0-0		NEUTRAL		0-0-0		0-0-0		1-1-0						
8-1-0	0-0-0	0-0-0		CONFERENCE		3-0-0		5-1-0		0-0-0						
2-1-0	0-0-0	0-0-0		HOME		0-0-0		2-1-0		0-0-0						
6-0-0	0-0-0	0-0-0		AWAY		3-0-0		3-0-0		0-0-0						
0-0-0	0-0-0	0-0-0		NEUTRAL		0-0-0		0-0-0		0-0-0						
RPI	S	Opponent	Score		RPI	S	Opponent	Score		RPI	S	Opponent	Score			
10	A	Texas Tech	1	0	27	A	Louisville	6	2	66	A	Ohio St.	7	1		
10	A	Texas Tech	2	6	27	H	Louisville	9	3	66	A	Ohio St.	6	4		
10	A	Texas Tech	5	10						66	A	Ohio St.	8	2		
10	A	Texas Tech	0	7						77	H	Xavier	2	1		
13	N	Washington	8	2						86	A	Long Beach St.	2	1		
15	H	Kentucky	7	2						86	A	Long Beach St.	3	4		
19	A	Indiana St.	8	12						86	A	Long Beach St.	1	2		
19	H	Indiana St.	8	4								153	N	Utah	4	5
24	N	Oregon St.	1	8								154	N	Toledo	8	3
												167	A	Jacksonville	3	4
												167	A	Jacksonville	7	6
												167	A	Jacksonville	9	2
												168	H	Morehead St.	7	8
												168	H	Morehead St.	11	3
												168	H	Morehead St.	13	1
LAST 10 GAMES																
168	H	Morehead St.	7	8	114	A	Iowa	6	3							
168	H	Morehead St.	11	3	114	A	Iowa	5	3							
168	H	Morehead St.	13	1	66	A	Ohio St.	7	1							
19	H	Indiana St.	8	4	66	A	Ohio St.	8	2							
114	A	Iowa	14	3	66	A	Ohio St.	6	4							

Non-Div. I Games:

Indiana

Average RPI Win:		116	WON-LOST RECORD		WINNING PCT. RANK		LAST 10 GAMES		STRENGTH OF SCHEDULE		OPP. STRENGTH OF SCHEDULE		TEAM RPI		ADJ RPI		CONF. RPI		ADJ CONF. RPI					
DIV. I ONLY			28-11-0		.71795		23		7-3-0		11		55		10		.59585		10		2		2	
DIV. I NON-CONF.			20-4-0		.83333		13		2-0-0		56		94		12		.59498		12		2		2	
TOTALS		RPI 1-25		RPI 26-50				W-L RECORDS				RPI 51-100				RPI 101-150				RPI 150+				
28-11-0		5-4-0		4-1-0				OVERALL				8-5-0				3-1-0				8-0-0				
21-4-0		4-3-0		1-0-0				HOME				6-0-0				2-1-0				8-0-0				
5-5-0		0-0-0		2-1-0				AWAY				2-4-0				1-0-0				0-0-0				
2-2-0		1-1-0		1-0-0				NEUTRAL				0-1-0				0-0-0				0-0-0				
20-4-0		4-2-0		2-0-0				NON-CONFERENCE				3-1-0				3-1-0				8-0-0				
17-2-0		3-1-0		1-0-0				HOME				3-0-0				2-1-0				8-0-0				
1-0-0		0-0-0		0-0-				AWAY				0-0-0				1-0-0				0-0-0				
2-2-0		1-1-0		1-0-0				NEUTRAL				0-1-0				0-0-0				0-0-0				
8-7-0		1-2-0		2-1-0				CONFERENCE				5-4-0				0-0-0				0-0-0				
4-2-0		1-2-0		0-0-0				HOME				3-0-0				0-0-0				0-0-0				
4-5-0		0-0-0		2-1-0				AWAY				2-4-0				0-0-0				0-0-0				
0-0-0		0-0-0		0-0-0				NEUTRAL				0-0-0				0-0-0				0-0-0				
RPI	S	Opponent		Score		RPI	S	Opponent		Score		RPI	S	Opponent		Score		RPI	S	Opponent		Score		
3	H	Texas		8 4		34	A	TCU		10 2		55	N	Sam Houston St.		6 10		129	A	Stephen F. Austin		5 4		
3	H	Texas		1 11		34	A	TCU		12 2		58	H	Oral Roberts		3 2		129	H	Stephen F. Austin		3 6		
3	H	Texas		2 5		34	A	TCU		0 9		58	H	Oral Roberts		7 2		129	H	Stephen F. Austin		20 4		
6	N	Houston		0 9		49	H	New Mexico		9 3		58	H	Oral Roberts		4 1		147	H	BYU		4 2		
9	H	Indiana		10 5		49	N	New Mexico		6 3		61	H	Kansas St.		11 7		258	H	Abilene Christian		6 2		
9	H	Indiana		6 2								61	H	Kansas St.		7 4		258	H	Abilene Christian		19 2		
9	H	Indiana		0 1								61	H	Kansas St.		4 3		266	H	New Mexico St.		8 7		
9	H	Indiana		7 0								70	A	Oklahoma St.		3 8		266	H	New Mexico St.		15 2		
11	N	Rice		2 1								70	A	Oklahoma St.		16 6		266	H	New Mexico St.		5 3		
												70	A	Oklahoma St.		1 3		266	H	New Mexico St.		14 4		
												73	A	Baylor		1 2		277	H	Ark.-Pine Bluff		2 0		
												73	A	Baylor		0 1		277	H	Ark.-Pine Bluff		5 1		
												73	A	Baylor		7 1								
LAST 10 GAMES																								
						61	H	Kansas St.		11 7		70	A	Oklahoma St.		16 6								
						61	H	Kansas St.		7 4		70	A	Oklahoma St.		1 3								
						61	H	Kansas St.		4 3		49	N	New Mexico		6 3								
						258	H	Abilene Christian		19 2		3	H	Texas		2 5								
						70	A	Oklahoma St.		3 8		3	H	Texas		8 4								

Non-Div. I Games:

Texas Tech

Rice

Average RPI Win:	101	WON-LOST RECORD	WINNING PCT. RANK	LAST 10 GAMES	STRENGTH OF SCHEDULE	OPP. STRENGTH OF SCHEDULE	TEAM RPI	ADJ RPI	CONF. RPI	ADJ CONF. RPI		
DIV. I ONLY		26-12-0	.68421	37	6-4-0	19	8	11	.59547	11	10	10
DIV. I NON-CONF.		13-7-0	.65	62	1-1-0	25	2	16	.58967	16	11	11
<hr/>												
TOTALS	RPI 1-25	RPI 26-50		W-L RECORDS		RPI 51-100		RPI 101-150		RPI 150+		
26-12-0	1-5-0	9-2-0		OVERALL		4-3-0		1-2-0		11-0-0		
13-6-0	0-2-0	3-1-0		HOME		2-3-0		0-0-0		8-0-0		
12-4-0	1-1-0	5-1-0		AWAY		2-0-0		1-2-0		3-0-0		
1-2-0	0-2-0	1-0-0		NEUTRAL		0-0-0		0-0-0		0-0-0		
13-7-0	1-5-0	4-1-0		NON-CONFERENCE		3-1-0		0-0-0		5-0-0		
7-3-0	0-2-0	1-0-0		HOME		1-1-0		0-0-0		5-0-0		
5-2-0	1-1-0	2-0-		AWAY		2-0-0		0-0-0		0-0-0		
1-2-0	0-2-0	1-0-0		NEUTRAL		0-0-0		0-0-0		0-0-0		
13-5-0	0-0-0	5-1-0		CONFERENCE		1-2-0		1-2-0		6-0-0		
6-3-0	0-0-0	2-1-0		HOME		1-2-0		0-0-0		3-0-0		
7-2-0	0-0-0	3-0-0		AWAY		0-0-0		1-2-0		3-0-0		
0-0-0	0-0-0	0-0-0		NEUTRAL		0-0-0		0-0-0		0-0-0		
RPI S	Opponent	Score	RPI S	Opponent	Score	RPI S	Opponent	Score	RPI S	Opponent	Score	
3 A	Texas	7 2	26 A	Stanford	10 3	55 A	Sam Houston St.	8 5	142 A	Middle Tenn.	2 3	
3 H	Texas	2 5	26 A	Stanford	5 1	55 H	Sam Houston St.	1 3	142 A	Middle Tenn.	8 0	
3 N	Texas	0 2	26 A	Stanford	3 12	74 H	East Carolina	8 0	142 A	Middle Tenn.	5 8	
6 A	Houston	2 6	32 H	Old Dominion	1 2	74 H	East Carolina	1 2	155 H	A&M-Corpus Christi	12 10	
6 H	Houston	0 3	32 H	Old Dominion	3 2	74 H	East Carolina	2 3	157 A	Tulane	2 1	
10 N	Texas Tech	1 2	32 H	Old Dominion	4 1	99 A	Texas St.	14 1	157 A	Tulane	4 3	
			34 H	TCU	5 0	99 H	Texas St.	4 3	157 A	Tulane	11 7	
			34 N	TCU	1 0				166 H	Fla. Atlantic	14 1	
			43 A	FIU	10 2				166 H	Fla. Atlantic	2 0	
			43 A	FIU	11 7				166 H	Fla. Atlantic	3 2	
			43 A	FIU	3 2				173 H	Purdue	23 3	
									173 H	Purdue	9 1	
									173 H	Purdue	3 1	
									188 H	Lamar	3 2	
<hr/>												
LAST 10 GAMES												
157 A Tulane 11 7						74 H East Carolina 8 0						
157 A Tulane 2 1						74 H East Carolina 2 3						
157 A Tulane 4 3						3 H Texas 2 5						
3 A Texas 7 2						142 A Middle Tenn. 5 8						
74 H East Carolina 1 2						142 A Middle Tenn. 8 0						

Non-Div. I Games:

Rice

Average RPI Win:	131	WON-LOST RECORD	WINNING PCT. RANK	LAST 10 GAMES	STRENGTH OF SCHEDULE	OPP. STRENGTH OF SCHEDULE	TEAM RPI	ADJ RPI	CONF. RPI	ADJ CONF. RPI		
Average RPI Loss:	98											
DIV. I ONLY		30-5-0	.85714	2	9-1-0	158	21	12	.59481	12	6	6
DIV. I NON-CONF.		22-4-0	.84615	10	2-0-0	240	26	28	.57507	28	6	6
<hr/>												
TOTALS	RPI 1-25	RPI 26-50		W-L RECORDS		RPI 51-100		RPI 101-150		RPI 150+		
30-5-0	0-0-0	2-1-0		OVERALL		12-3-0		3-0-0		13-1-0		
20-2-0	0-0-0	2-1-0		HOME		6-1-0		3-0-0		9-0-0		
10-3-0	0-0-0	0-0-0		AWAY		6-2-0		0-0-0		4-1-0		
0-0-0	0-0-0	0-0-0		NEUTRAL		0-0-0		0-0-0		0-0-0		
22-4-0	0-0-0	0-0-0		NON-CONFERENCE		9-3-0		0-0-0		13-1-0		
15-1-0	0-0-0	0-0-0		HOME		6-1-0		0-0-0		9-0-0		
7-3-0	0-0-0	0-0-		AWAY		3-2-0		0-0-0		4-1-0		
0-0-0	0-0-0	0-0-0		NEUTRAL		0-0-0		0-0-0		0-0-0		
8-1-0	0-0-0	2-1-0		CONFERENCE		3-0-0		3-0-0		0-0-0		
5-1-0	0-0-0	2-1-0		HOME		0-0-0		3-0-0		0-0-0		
3-0-0	0-0-0	0-0-0		AWAY		3-0-0		0-0-0		0-0-0		
0-0-0	0-0-0	0-0-0		NEUTRAL		0-0-0		0-0-0		0-0-0		
RPI S	Opponent	Score	RPI S	Opponent	Score	RPI S	Opponent	Score	RPI S	Opponent	Score	
			33 H UC Santa Barbara	6	8	51 A Hawaii	3	2	145 H UC Davis	5	3	
			33 H UC Santa Barbara	1	0	51 A Hawaii	4	3	145 H UC Davis	8	0	
			33 H UC Santa Barbara	8	7	51 A Hawaii	8	3	145 H UC Davis	9	1	
						61 H Kansas St.	10	1	152 A San Jose St.	5	3	
						61 H Kansas St.	3	0	184 H Wagner	8	1	
						61 H Kansas St.	5	2	184 H Wagner	3	1	
						62 H California	8	4	184 H Wagner	7	2	
						62 H California	16	8	204 A Santa Clara	8	0	
						62 H California	3	8	204 H Santa Clara	6	0	
						62 H California	4	1	209 H St. Mary's (CA)	6	2	
						82 A UCLA	9	1	212 H Northern Ill.	10	1	
						82 A UCLA	8	0	212 H Northern Ill.	4	2	
						82 A UCLA	2	5	212 H Northern Ill.	11	9	
						94 A Southern California	0	16	218 A Seattle	14	15	
						94 A Southern California	5	1	218 A Seattle	4	0	
									218 A Seattle	2	1	
									249 H Bakersfield	6	1	
<hr/>												
LAST 10 GAMES												
			51 A Hawaii	8	3	33 H UC Santa Barbara	8	7				
			51 A Hawaii	4	3	33 H UC Santa Barbara	6	8				
			51 A Hawaii	3	2	249 H Bakersfield	6	1				
			209 H St. Mary's (CA)	6	2	145 H UC Davis	9	1				
			33 H UC Santa Barbara	1	0	145 H UC Davis	5	3				

Non-Div. I Games:

Cal Poly

Average RPI Win:		124	WON-LOST RECORD		WINNING PCT. RANK	LAST 10 GAMES		STRENGTH OF SCHEDULE		OPP. STRENGTH OF SCHEDULE	TEAM RPI	ADJ RPI	CONF. RPI	ADJ CONF. RPI			
DIV. I ONLY			24-7-1		.76563	12	7-2-0		97	7	13	.59069	13	4	4		
DIV. I NON-CONF.			12-3-1		.78125	23	1-0-0		208	33	31	.56643	31	3	3		
TOTALS		RPI 1-25		RPI 26-50		W-L RECORDS		RPI 51-100		RPI 101-150		RPI 150+					
24-7-1		0-2-0		6-4-0		OVERALL		4-0-0		5-0-1		10-1-0					
12-2-0		0-0-0		4-2-0		HOME		0-0-0		3-0-0		6-0-0					
9-1-0		0-0-0		2-1-0		AWAY		4-0-0		0-0-0		3-0-0					
3-4-1		0-2-0		0-1-0		NEUTRAL		0-0-0		2-0-1		1-1-0					
12-3-1		0-1-0		0-1-0		NON-CONFERENCE		1-0-0		5-0-1		7-1-0					
6-0-0		0-0-0		0-0-0		HOME		0-0-0		3-0-0		3-0-0					
4-0-0		0-0-0		0-0-		AWAY		1-0-0		0-0-0		3-0-0					
3-3-1		0-1-0		0-1-0		NEUTRAL		0-0-0		2-0-1		1-1-0					
12-4-0		0-1-0		6-3-0		CONFERENCE		3-0-0		0-0-0		3-0-0					
7-2-0		0-0-0		4-2-0		HOME		0-0-0		0-0-0		3-0-0					
5-1-0		0-0-0		2-1-0		AWAY		3-0-0		0-0-0		0-0-0					
0-1-0		0-1-0		0-0-0		NEUTRAL		0-0-0		0-0-0		0-0-0					
RPI	S	Opponent		Score		RPI	S	Opponent		Score		RPI	S	Opponent		Score	
9	N	Indiana		2	8	26	H	Stanford		7	2	94	A	Southern California		8	2
24	N	Oregon St.		2	3	26	H	Stanford		6	1	94	A	Southern California		8	3
						26	H	Stanford		3	6	94	A	Southern California		19	4
						28	H	Oregon		3	10	99	A	Texas St.		6	1
						28	H	Oregon		5	4						
						28	H	Oregon		1	0						
						36	N	Nebraska		3	13						
						38	A	Arizona St.		1	4						
						38	A	Arizona St.		9	3						
						38	A	Arizona St.		4	3						
						LAST 10 GAMES											
						299	H	Northern Colo.		14	3	28	H	Oregon		1	0
						26	H	Stanford		3	6	28	H	Oregon		3	10
						26	H	Stanford		7	2	94	A	Southern California		8	3
						26	H	Stanford		6	1	94	A	Southern California		19	4
						28	H	Oregon		5	4	94	A	Southern California		8	2

Non-Div. I Games:

Washington

Average RPI Win: 116		WON-LOST	WINNING	LAST 10	STRENGTH OF		OPP. STRENGTH	TEAM	ADJ	CONF.	ADJ CONF.
Average RPI Loss: 42		RECORD	PCT. RANK	GAMES	SCHEDULE		OF SCHEDULE	RPI	RPI	RPI	RPI
DIV. I ONLY		27-10-0	.72973	19	6-4-0		30	35	14	.59051	14
DIV. I NON-CONF.		20-2-0	.90909	2	2-0-0		128	91	8	.59992	8
TOTALS		RPI 1-25	RPI 26-50		W-L RECORDS		RPI 51-100		RPI 101-150		RPI 150+
27-10-0		6-4-0	4-2-0		OVERALL		5-3-0		1-1-0		11-0-0
20-6-0		5-2-0	3-0-0		HOME		2-3-0		0-1-0		10-0-0
7-4-0		1-2-0	1-2-0		AWAY		3-0-0		1-0-0		1-0-0
0-0-0		0-0-0	0-0-0		NEUTRAL		0-0-0		0-0-0		0-0-0
20-2-0		1-0-0	3-0-0		NON-CONFERENCE		4-1-0		1-1-0		11-0-0
15-2-0		1-0-0	3-0-0		HOME		1-1-0		0-1-0		10-0-0
5-0-0		0-0-0	0-0-0		AWAY		3-0-0		1-0-0		1-0-0
0-0-0		0-0-0	0-0-0		NEUTRAL		0-0-0		0-0-0		0-0-0
7-8-0		5-4-0	1-2-0		CONFERENCE		1-2-0		0-0-0		0-0-0
5-4-0		4-2-0	0-0-0		HOME		1-2-0		0-0-0		0-0-0
2-4-0		1-2-0	1-2-0		AWAY		0-0-0		0-0-0		0-0-0
0-0-0		0-0-0	0-0-0		NEUTRAL		0-0-0		0-0-0		0-0-0
RPI S	Opponent	Score	RPI S	Opponent	Score	RPI S	Opponent	Score	RPI S	Opponent	Score
15 H	Kentucky	9 3	26 H	Stanford	4 1	52 H	Texas A&M	2 8	102 H	Evansville	3 8
15 H	Kentucky	6 2	26 H	Stanford	5 1	52 H	Texas A&M	4 10	142 A	Middle Tenn.	4 3
15 H	Kentucky	2 4	26 H	Stanford	4 2	52 H	Texas A&M	8 5	169 H	Tennessee Tech	4 0
18 A	Tennessee	9 10	42 A	Mississippi St.	2 17	59 H	Western Ky.	2 3	175 H	Eastern Ill.	11 2
18 A	Tennessee	0 7	42 A	Mississippi St.	3 6	86 A	Long Beach St.	5 2	193 A	Belmont	8 4
18 A	Tennessee	6 4	42 A	Mississippi St.	5 1	86 A	Long Beach St.	6 0	193 H	Belmont	2 1
19 H	Indiana St.	6 2				86 A	Long Beach St.	6 2	200 H	Winthrop	9 1
21 H	LSU	9 3				92 H	Lipscomb	5 1	200 H	Winthrop	4 1
21 H	LSU	5 3							200 H	Winthrop	5 0
21 H	LSU	2 4							248 H	Ill.-Chicago	12 1
									248 H	Ill.-Chicago	14 1
									248 H	Ill.-Chicago	2 0
									288 H	UT Martin	5 0
LAST 10 GAMES											
52 H	Texas A&M	2 8	18 A	Tennessee	9 10						
52 H	Texas A&M	8 5	18 A	Tennessee	6 4						
52 H	Texas A&M	4 10	288 H	UT Martin	5 0						
19 H	Indiana St.	6 2	15 H	Kentucky	6 2						
18 A	Tennessee	0 7	15 H	Kentucky	9 3						

Non-Div. I Games:

Vanderbilt

Average RPI Win: 90		WON-LOST	WINNING	LAST 10	STRENGTH OF		OPP. STRENGTH	TEAM	ADJ		CONF.	ADJ CONF.
Average RPI Loss: 62		RECORD	PCT. RANK	GAMES	SCHEDULE		OF SCHEDULE	RPI	RPI		RPI	RPI
DIV. I ONLY		23-13-0	.63889	55	4-6-0		4	31	15		1	1
DIV. I NON-CONF.		16-5-0	.7619	25	1-1-0		44	148	20		1	1
TOTALS		RPI 1-25	RPI 26-50		W-L RECORDS		RPI 51-100		RPI 101-150		RPI 150+	
23-13-0		7-7-0	2-0-0		OVERALL		7-4-0		2-0-0		5-2-0	
16-6-0		4-2-0	1-0-0		HOME		5-3-0		1-0-0		5-1-0	
4-6-0		2-5-0	1-0-0		AWAY		1-0-0		0-0-0		0-1-0	
3-1-0		1-0-0	0-0-0		NEUTRAL		1-1-0		1-0-0		0-0-0	
16-5-0		1-1-0	2-0-0		NON-CONFERENCE		6-2-0		2-0-0		5-2-0	
11-2-0		0-0-0	1-0-0		HOME		4-1-0		1-0-0		5-1-0	
2-2-0		0-1-0	1-0-		AWAY		1-0-0		0-0-0		0-1-0	
3-1-0		1-0-0	0-0-0		NEUTRAL		1-1-0		1-0-0		0-0-0	
7-8-0		6-6-0	0-0-0		CONFERENCE		1-2-0		0-0-0		0-0-0	
5-4-0		4-2-0	0-0-0		HOME		1-2-0		0-0-0		0-0-0	
2-4-0		2-4-0	0-0-0		AWAY		0-0-0		0-0-0		0-0-0	
0-0-0		0-0-0	0-0-0		NEUTRAL		0-0-0		0-0-0		0-0-0	
RPI S	Opponent	Score	RPI S	Opponent	Score	RPI S	Opponent	Score	RPI S	Opponent	Score	
1 H	Florida	10 <b>11</b>	27 H	Louisville	8 3	59 H	Western Ky.	10 3	112 N	St. John's (NY)	13 0	
1 H	Florida	17 1	32 A	Old Dominion	7 5	63 N	VMI	9 <b>10</b>	135 H	Wright St.	7 1	
1 H	Florida	9 8				77 H	Xavier	9 6	168 H	Morehead St.	4 <b>6</b>	
2 H	South Carolina	2 1				78 H	Missouri	7 <b>8</b>	199 H	Cincinnati	7 0	
2 H	South Carolina	3 <b>8</b>				78 H	Missouri	12 0	199 H	Cincinnati	11 4	
2 H	South Carolina	13 5				78 H	Missouri	3 <b>8</b>	243 A	USC Upstate	6 <b>8</b>	
8 N	Virginia	8 3				80 N	Saint Joseph's	16 2	247 H	Eastern Mich.	9 5	
9 A	Indiana	2 <b>7</b>				89 H	Ball St.	24 1	247 H	Eastern Mich.	8 2	
14 A	Vanderbilt	4 2				89 H	Ball St.	8 <b>10</b>	247 H	Eastern Mich.	13 2	
14 A	Vanderbilt	3 <b>9</b>				89 H	Ball St.	26 3				
14 A	Vanderbilt	2 <b>6</b>				97 A	UNC Wilmington	10 4				
23 A	Alabama	0 <b>3</b>										
23 A	Alabama	7 2										
23 A	Alabama	3 <b>5</b>										
LAST 10 GAMES												
78 H	Missouri	3 <b>8</b>	1 H	Florida	10 <b>11</b>							
78 H	Missouri	12 0	1 H	Florida	17 1							
78 H	Missouri	7 <b>8</b>	27 H	Louisville	8 3							
168 H	Morehead St.	4 <b>6</b>	14 A	Vanderbilt	2 <b>6</b>							
1 H	Florida	9 8	14 A	Vanderbilt	3 <b>9</b>							

Non-Div. I Games:

Kentucky



Average RPI Win: 144		WON-LOST	WINNING	LAST 10	STRENGTH OF		OPP. STRENGTH	TEAM	ADJ	CONF.	ADJ CONF.
Average RPI Loss: 122		RECORD	PCT. RANK	GAMES	SCHEDULE		OF SCHEDULE	RPI	RPI	RPI	RPI
DIV. I ONLY		29-8-0	.78378	6	0-1-0		90	110	16	.58568	16
DIV. I NON-CONF.		15-7-0	.68182	42	0-1-0		116	128	45	.55327	45
TOTALS		RPI 1-25	RPI 26-50		W-L RECORDS		RPI 51-100		RPI 101-150		RPI 150+
29-8-0		0-1-0	4-1-0		OVERALL		7-2-0		7-2-0		11-3-0
16-3-0		0-0-0	3-1-0		HOME		4-1-0		6-2-0		3-0-0
10-3-0		0-1-0	1-0-0		AWAY		2-1-0		1-0-0		6-1-0
3-2-0		0-0-0	0-0-0		NEUTRAL		1-0-0		0-0-0		2-2-0
15-7-0		0-1-0	1-1-0		NON-CONFERENCE		4-2-0		5-1-0		5-3-0
8-3-0		0-0-0	0-1-0		HOME		1-1-0		4-1-0		3-0-0
4-3-0		0-1-0	1-0-		AWAY		2-1-0		1-0-0		0-1-0
3-2-0		0-0-0	0-0-0		NEUTRAL		1-0-0		0-0-0		2-2-0
14-1-0		0-0-0	3-0-0		CONFERENCE		3-0-0		2-1-0		6-0-0
8-1-0		0-0-0	3-0-0		HOME		3-0-0		2-1-0		0-0-0
6-0-0		0-0-0	0-0-0		AWAY		0-0-0		0-0-0		6-0-0
0-0-0		0-0-0	0-0-0		NEUTRAL		0-0-0		0-0-0		0-0-0
RPI S	Opponent	Score	RPI S	Opponent	Score	RPI S	Opponent	Score	RPI S	Opponent	Score
22 A	Maryland	3 8	32 A	Old Dominion	1 0	63 H	VMI	5 0	101 H	Campbell	17 1
			32 H	Old Dominion	4 7	63 H	VMI	4 0	101 H	Campbell	5 1
			45 H	High Point	8 1	63 H	VMI	17 0	101 H	Campbell	5 6
			45 H	High Point	4 1	76 A	Elon	4 2	106 H	Virginia Tech	3 4
			45 H	High Point	6 4	78 N	Missouri	2 1	136 H	Kent St.	4 2
						89 H	Ball St.	13 0	136 H	Kent St.	9 1
						89 H	Ball St.	3 4	136 H	Kent St.	6 2
						97 A	UNC Wilmington	14 6	137 A	Duke	8 2
						97 A	UNC Wilmington	0 11	137 H	Duke	4 3
									165 N	South Fla.	1 2
									185 H	Richmond	10 7
									185 N	Richmond	11 6
									187 A	North Florida	4 11
									214 A	Presbyterian	8 0
									214 A	Presbyterian	8 0
									214 A	Presbyterian	5 0
									250 A	Longwood	10 4
									250 A	Longwood	6 1
									250 A	Longwood	8 5
									275 H	Rider	11 2
									275 H	Rider	3 1
									296 N	Ohio	4 5
									296 N	Ohio	8 5
LAST 10 GAMES			106 H	Virginia Tech	3 4	63 H	VMI	17 0			
			250 A	Longwood	6 1	63 H	VMI	4 0			
			250 A	Longwood	8 5	63 H	VMI	5 0			
			250 A	Longwood	10 4	22 A	Maryland	3 8			
			185 H	Richmond	10 7	137 H	Duke	4 3			

Non-Div. I Games:

Liberty

UNLV

Average RPI Win: 116		WON-LOST RECORD		WINNING PCT. RANK		LAST 10 GAMES		STRENGTH OF SCHEDULE		OPP. STRENGTH OF SCHEDULE		TEAM RPI		ADJ RPI		CONF. RPI		ADJ CONF. RPI					
DIV. I ONLY		25-11-0		.69444		29		6-4-0		74		43		17		.58342		17		7		7	
DIV. I NON-CONF.		12-6-0		.66667		49		2-2-0		15		59		4		.60706		4		7		7	
TOTALS		RPI 1-25		RPI 26-50		W-L RECORDS		RPI 51-100		RPI 101-150		RPI 150+											
25-11-0		0-3-0		4-3-0		OVERALL		10-3-0		2-0-0		9-2-0											
15-2-0		0-0-0		0-0-0		HOME		7-1-0		1-0-0		7-1-0											
10-9-0		0-3-0		4-3-0		AWAY		3-2-0		1-0-0		2-1-0											
0-0-0		0-0-0		0-0-0		NEUTRAL		0-0-0		0-0-0		0-0-0											
12-6-0		0-3-0		2-2-0		NON-CONFERENCE		6-1-0		2-0-0		2-0-0											
8-0-0		0-0-0		0-0-0		HOME		5-0-0		1-0-0		2-0-0											
4-6-0		0-3-0		2-0-		AWAY		1-1-0		1-0-0		0-0-0											
0-0-0		0-0-0		0-0-0		NEUTRAL		0-0-0		0-0-0		0-0-0											
13-5-0		0-0-0		2-1-0		CONFERENCE		4-2-0		0-0-0		7-2-0											
7-2-0		0-0-0		0-0-0		HOME		2-1-0		0-0-0		5-1-0											
6-3-0		0-0-0		2-1-0		AWAY		2-1-0		0-0-0		2-1-0											
0-0-0		0-0-0		0-0-0		NEUTRAL		0-0-0		0-0-0		0-0-0											
RPI	S	Opponent		Score		RPI	S	Opponent		Score		RPI	S	Opponent		Score							
18	A	Tennessee		7	8	36	A	Nebraska		5	4	53	H	West Virginia		4	3						
18	A	Tennessee		2	4	36	A	Nebraska		5	2	64	H	San Diego St.		2	5						
18	A	Tennessee		4	5	36	A	Nebraska		3	5	64	H	San Diego St.		9	1						
						48	A	Cal St. Fullerton		1	2	64	H	San Diego St.		5	4						
						49	A	New Mexico		3	2	69	A	Fresno St.		6	0						
						49	A	New Mexico		8	2	69	A	Fresno St.		0	2						
						49	A	New Mexico		4	5	69	A	Fresno St.		7	0						
												71	A	Arkansas		10	7						
												71	A	Arkansas		2	9						
												98	H	Central Mich.		11	8						
												98	H	Central Mich.		5	2						
												98	H	Central Mich.		6	2						
												98	H	Central Mich.		5	0						
														</									

Non-Div. I Games:

UNLV

Average RPI Win:	124	WON-LOST RECORD	WINNING PCT. RANK	LAST 10 GAMES	STRENGTH OF SCHEDULE	OPP. STRENGTH OF SCHEDULE	TEAM RPI	ADJ RPI	CONF. RPI	ADJ CONF. RPI	
Average RPI Loss:	46										
DIV. I ONLY	23-11-0	.67647	40	4-6-0	42	27	18	.58278	18	1	1
DIV. I NON-CONF.	17-2-0	.89474	3	1-1-0	158	106	11	.59649	11	1	1
<hr/>											
TOTALS	RPI 1-25	RPI 26-50		W-L RECORDS	RPI 51-100		RPI 101-150		RPI 150+		
23-11-0	5-4-0	4-5-0		OVERALL	2-1-0		1-0-0		11-1-0		
16-4-0	5-1-0	1-2-0		HOME	0-0-0		0-0-0		10-1-0		
7-7-0	0-3-0	3-3-0		AWAY	2-1-0		1-0-0		1-0-0		
0-0-0	0-0-0	0-0-0		NEUTRAL	0-0-0		0-0-0		0-0-0		
<hr/>											
17-2-0	3-0-0	2-1-0		NON-CONFERENCE	0-0-0		1-0-0		11-1-0		
13-1-0	3-0-0	0-0-0		HOME	0-0-0		0-0-0		10-1-0		
4-1-0	0-0-0	2-0-		AWAY	0-0-0		1-0-0		1-0-0		
0-0-0	0-0-0	0-0-0		NEUTRAL	0-0-0		0-0-0		0-0-0		
<hr/>											
6-9-0	2-4-0	2-4-0		CONFERENCE	2-1-0		0-0-0		0-0-0		
3-3-0	2-1-0	1-2-0		HOME	0-0-0		0-0-0		0-0-0		
3-6-0	0-3-0	1-2-0		AWAY	2-1-0		0-0-0		0-0-0		
0-0-0	0-0-0	0-0-0		NEUTRAL	0-0-0		0-0-0		0-0-0		
<hr/>											
RPI	S	Opponent	Score	RPI	S	Opponent	Score	RPI	S	Opponent	Score
2	A	South Carolina	6 9	38	A	Arizona St.	6 4	78	A	Missouri	2 5
2	A	South Carolina	0 8	38	A	Arizona St.	1 3	78	A	Missouri	5 1
2	A	South Carolina	2 3	38	A	Arizona St.	6 5	78	A	Missouri	4 1
14	H	Vanderbilt	4 6	41	A	Georgia	1 4				
14	H	Vanderbilt	7 0	41	A	Georgia	5 3				
14	H	Vanderbilt	10 9	41	A	Georgia	4 7				
17	H	UNLV	4 2	47	H	Auburn	8 6				
17	H	UNLV	5 4	47	H	Auburn	2 3				
17	H	UNLV	8 7	47	H	Auburn	2 4				
<hr/>											
LAST 10 GAMES											
				41	A	Georgia	4 7	14	H	Vanderbilt	10 9
				41	A	Georgia	1 4	14	H	Vanderbilt	4 6
				41	A	Georgia	5 3	196	H	East Tenn. St.	1 2
				169	A	Tennessee Tech	10 1	2	A	South Carolina	0 8
				14	H	Vanderbilt	7 0	2	A	South Carolina	6 9

Non-Div. I Games:

Tennessee

Average RPI Win:		136	WON-LOST RECORD		WINNING PCT. RANK		LAST 10 GAMES		STRENGTH OF SCHEDULE		OPP. STRENGTH OF SCHEDULE		TEAM RPI		ADJ RPI		CONF. RPI		ADJ CONF. RPI					
Average RPI Loss:		70																						
DIV. I ONLY			23-10-0		.69697		28		6-4-0		85		61		19		.58049		19		5		5	
DIV. I NON-CONF.			16-5-0		.7619		25		1-2-0		149		20		17		.58946		17		5		5	
TOTALS		RPI 1-25		RPI 26-50		W-L RECORDS		RPI 51-100		RPI 101-150		RPI 150+												
23-10-0		1-2-0		1-3-0		OVERALL		9-2-0		2-2-0		10-1-0												
9-2-0		1-0-0		1-2-0		HOME		3-0-0		0-0-0		4-0-0												
11-7-0		0-2-0		0-0-0		AWAY		3-2-0		2-2-0		6-1-0												
3-1-0		0-0-0		0-1-0		NEUTRAL		3-0-0		0-0-0		0-0-0												
16-5-0		1-2-0		0-1-0		NON-CONFERENCE		6-2-0		1-0-0		8-0-0												
5-0-0		1-0-0		0-0-0		HOME		0-0-0		0-0-0		4-0-0												
8-4-0		0-2-0		0-0-		AWAY		3-2-0		1-0-0		4-0-0												
3-1-0		0-0-0		0-1-0		NEUTRAL		3-0-0		0-0-0		0-0-0												
7-5-0		0-0-0		1-2-0		CONFERENCE		3-0-0		1-2-0		2-1-0												
4-2-0		0-0-0		1-2-0		HOME		3-0-0		0-0-0		0-0-0												
3-3-0		0-0-0		0-0-0		AWAY		0-0-0		1-2-0		2-1-0												
0-0-0		0-0-0		0-0-0		NEUTRAL		0-0-0		0-0-0		0-0-0												
RPI	S	Opponent		Score		RPI	S	Opponent		Score		RPI	S	Opponent		Score		RPI	S	Opponent		Score		
9	A	Indiana		4	8	37	H	Illinois St.		2	5	66	N	Ohio St.		8	6	102	A	Evansville		2	5	
9	H	Indiana		12	8	37	H	Illinois St.		1	11	66	N	Ohio St.		7	3	102	A	Evansville		4	1	
14	A	Vanderbilt		2	6	37	H	Illinois St.		9	2	83	H	Wichita St.		3	2	102	A	Evansville		2	5	
						47	N	Auburn		0	4	83	H	Wichita St.		3	0	142	A	Middle Tenn.		9	0	
												83	H	Wichita St.		5	4	164	A	Southern Ill.		5	4	
												92	A	Lipscomb		10	6	164	A	Southern Ill.		5	4	
												95	A	Illinois		0	8	164	A	Southern Ill.		1	2	
												97	A	UNC Wilmington		11	5	193	A	Belmont		4	2	
												97	A	UNC Wilmington		2	3	206	H	Western Ill.		7	4	
												97	A	UNC Wilmington		6	1	206	H	Western Ill.		8	5	
												100	N	UConn		3	0	206	H	Western Ill.		4	2	
																		207	H	Austin Peay		3	0	
																		245	A	New Orleans		10	3	
																		245	A	New Orleans		8	7	
																		245	A	New Orleans		11	4	
LAST 10 GAMES																								
						164	A	Southern Ill.		5	4	83	H	Wichita St.		5	4							
						164	A	Southern Ill.		5	4	83	H	Wichita St.		3	2							
						164	A	Southern Ill.		1	2	83	H	Wichita St.		3	0							
						9	A	Indiana		4	8	207	H	Austin Peay		3	0							
						14	A	Vanderbilt		2	6	37	H	Illinois St.		1	11							

Non-Div. I Games:

Indiana St.

Average RPI Win:	118	WON-LOST RECORD	WINNING PCT. RANK	LAST 10 GAMES	STRENGTH OF SCHEDULE	OPP. STRENGTH OF SCHEDULE	TEAM RPI	ADJ RPI	CONF. RPI	ADJ CONF. RPI		
DIV. I ONLY		25-12-0	.67568	43	10-0-0	35	38	20	.57969	20	3	3
DIV. I NON-CONF.		10-6-0	.625	70	2-0-0	123	84	108	.51788	108	4	4
<hr/>												
TOTALS	RPI 1-25	RPI 26-50		W-L RECORDS		RPI 51-100		RPI 101-150		RPI 150+		
25-12-0	4-5-0	4-2-0		OVERALL		1-1-0		8-0-0		8-4-0		
15-7-0	3-3-0	0-0-0		HOME		0-1-0		4-0-0		8-3-0		
10-5-0	1-2-0	4-2-0		AWAY		1-0-0		4-0-0		0-1-0		
0-0-0	0-0-0	0-0-0		NEUTRAL		0-0-0		0-0-0		0-0-0		
10-6-0	2-1-0	0-0-0		NON-CONFERENCE		1-1-0		2-0-0		5-4-0		
8-5-0	2-1-0	0-0-0		HOME		0-1-0		1-0-0		5-3-0		
2-1-0	0-0-0	0-0-		AWAY		1-0-0		1-0-0		0-1-0		
0-0-0	0-0-0	0-0-0		NEUTRAL		0-0-0		0-0-0		0-0-0		
15-6-0	2-4-0	4-2-0		CONFERENCE		0-0-0		6-0-0		3-0-0		
7-2-0	1-2-0	0-0-0		HOME		0-0-0		3-0-0		3-0-0		
8-4-0	1-2-0	4-2-0		AWAY		0-0-0		3-0-0		0-0-0		
0-0-0	0-0-0	0-0-0		NEUTRAL		0-0-0		0-0-0		0-0-0		
RPI S	Opponent	Score		RPI S	Opponent	Score		RPI S	Opponent	Score		
1 H	Florida	6	4	35 A	Georgia Tech	10	8	79 A	UCF	6	5	
1 H	Florida	5	2	35 A	Georgia Tech	7	13	79 H	UCF	2	9	
1 H	Florida	4	6	35 A	Georgia Tech	2	3					
4 A	Florida St.	3	1	44 A	North Carolina St.	2	1					
4 A	Florida St.	2	10	44 A	North Carolina St.	2	1					
4 A	Florida St.	6	13	44 A	North Carolina St.	12	5					
8 H	Virginia	7	1									
8 H	Virginia	3	8									
8 H	Virginia	3	5									
				LAST 10 GAMES								
				116 H	Pittsburgh	7	2	106 A	Virginia Tech	4	3	
				116 H	Pittsburgh	1	0	106 A	Virginia Tech	8	7	
				116 H	Pittsburgh	12	2	233 H	Bethune-Cookman	10	1	
				79 A	UCF	6	5	44 A	North Carolina St.	12	5	
				106 A	Virginia Tech	9	2	44 A	North Carolina St.	2	1	

Non-Div. I Games:

Miami (FL)

Average RPI Win: 140		WON-LOST	WINNING	LAST 10	STRENGTH OF		OPP. STRENGTH	TEAM	ADJ	CONF.	ADJ CONF.
Average RPI Loss: 56		RECORD	PCT. RANK	GAMES	SCHEDULE		OF SCHEDULE	RPI	RPI	RPI	RPI
DIV. I ONLY		27-9-1	.74324	15	7-3-0		93	34	21	.57804	21
DIV. I NON-CONF.		19-3-0	.86364	8	2-0-0		251	139	41	.55502	41
TOTALS		RPI 1-25	RPI 26-50		W-L RECORDS		RPI 51-100		RPI 101-150		RPI 150+
27-9-1		1-6-0	5-0-1		OVERALL		5-1-0		4-0-0		12-2-0
23-3-1		0-1-0	5-0-1		HOME		4-1-0		3-0-0		11-1-0
4-6-0		1-5-0	0-0-0		AWAY		1-0-0		1-0-0		1-1-0
0-0-0		0-0-0	0-0-0		NEUTRAL		0-0-0		0-0-0		0-0-0
19-3-0		0-1-0	0-0-0		NON-CONFERENCE		3-0-0		4-0-0		12-2-0
16-2-0		0-1-0	0-0-0		HOME		2-0-0		3-0-0		11-1-0
3-1-0		0-0-0	0-0-		AWAY		1-0-0		1-0-0		1-1-0
0-0-0		0-0-0	0-0-0		NEUTRAL		0-0-0		0-0-0		0-0-0
8-6-1		1-5-0	5-0-1		CONFERENCE		2-1-0		0-0-0		0-0-0
7-1-1		0-0-0	5-0-1		HOME		2-1-0		0-0-0		0-0-0
1-5-0		1-5-0	0-0-0		AWAY		0-0-0		0-0-0		0-0-0
0-0-0		0-0-0	0-0-0		NEUTRAL		0-0-0		0-0-0		0-0-0
RPI S	Opponent	Score	RPI S	Opponent	Score	RPI S	Opponent	Score	RPI S	Opponent	Score
1 A	Florida	1 2	41 H	Georgia	4 0	71 H	Arkansas	4 10	106 H	Virginia Tech	9 0
1 A	Florida	2 6	41 H	Georgia	2 1	71 H	Arkansas	5 3	122 A	Southeastern La.	7 3
1 A	Florida	7 11	41 H	Georgia	2 2	71 H	Arkansas	5 4	124 H	Nicholls St.	5 3
7 H	La.-Lafayette	1 4	42 H	Mississippi St.	3 0	81 H	Sacred Heart	8 1	130 H	South Ala.	9 0
14 A	Vanderbilt	3 5	42 H	Mississippi St.	2 1	88 A	Northwestern St.	8 1	154 H	Toledo	15 1
14 A	Vanderbilt	4 2	42 H	Mississippi St.	17 4	91 H	McNeese St.	10 3	157 A	Tulane	2 3
14 A	Vanderbilt	3 9							173 H	Purdue	4 2
									173 H	Purdue	7 3
									173 H	Purdue	10 0
									188 H	Lamar	5 0
									235 H	Yale	7 8
									235 H	Yale	19 0
									235 H	Yale	3 0
									244 H	Texas Southern	4 1
									245 A	New Orleans	7 4
									245 H	New Orleans	2 0
									300 H	Grambling	6 0
									301 H	Southern U.	8 0
LAST 10 GAMES											
			71 H	Arkansas	4 10	42 H	Mississippi St.	2 1			
			71 H	Arkansas	5 4	42 H	Mississippi St.	3 0			
			71 H	Arkansas	5 3	91 H	McNeese St.	10 3			
			188 H	Lamar	5 0	1 A	Florida	7 11			
			42 H	Mississippi St.	17 4	1 A	Florida	1 2			

Non-Div. I Games:

LSU

Average RPI Win: 113		WON-LOST RECORD	WINNING PCT. RANK	LAST 10 GAMES	STRENGTH OF SCHEDULE	OPP. STRENGTH OF SCHEDULE	TEAM RPI	ADJ RPI	CONF. RPI	ADJ CONF. RPI	
Average RPI Loss: 62											
DIV. I ONLY		21-13-0	.61765 68	1-0-0	23	30	22	.57772 22	3	3	
DIV. I NON-CONF.		14-3-0	.82353 17	1-0-0	54	54	3	.61207 3	4	4	
TOTALS		RPI 1-25	RPI 26-50		W-L RECORDS		RPI 51-100		RPI 101-150		RPI 150+
21-13-0		4-4-0	6-2-0		OVERALL		2-4-0		1-2-0		8-1-0
13-5-0		2-0-0	6-2-0		HOME		1-2-0		0-0-0		4-1-0
7-8-0		2-4-0	0-0-0		AWAY		1-2-0		1-2-0		3-0-0
1-0-0		0-0-0	0-0-0		NEUTRAL		0-0-0		0-0-0		1-0-0
14-3-0		3-2-0	3-0-0		NON-CONFERENCE		0-0-0		0-0-0		8-1-0
9-1-0		2-0-0	3-0-0		HOME		0-0-0		0-0-0		4-1-0
4-2-0		1-2-0	0-0-		AWAY		0-0-0		0-0-0		3-0-0
1-0-0		0-0-0	0-0-0		NEUTRAL		0-0-0		0-0-0		1-0-0
7-10-0		1-2-0	3-2-0		CONFERENCE		2-4-0		1-2-0		0-0-0
4-4-0		0-0-0	3-2-0		HOME		1-2-0		0-0-0		0-0-0
3-6-0		1-2-0	0-0-0		AWAY		1-2-0		1-2-0		0-0-0
0-0-0		0-0-0	0-0-0		NEUTRAL		0-0-0		0-0-0		0-0-0
RPI S	Opponent	Score		RPI S	Opponent	Score		RPI S	Opponent	Score	
1 A	Florida	0	4	29 H	Clemson	1	7	54 A	Wake Forest	2	5
1 A	Florida	9	7	29 H	Clemson	1	3	54 A	Wake Forest	4	6
1 A	Florida	5	8	44 H	North Carolina St.	10	0	54 A	Wake Forest	11	3
4 A	Florida St.	3	15	44 H	North Carolina St.	5	2	84 H	North Carolina	3	2
4 A	Florida St.	0	7	44 H	North Carolina St.	7	4	84 H	North Carolina	0	7
4 A	Florida St.	5	1	50 H	Bryant	3	0	84 H	North Carolina	4	9
16 H	Liberty	8	3	50 H	Bryant	3	0				
25 H	VCU	5	2	50 H	Bryant	7	3				
LAST 10 GAMES											
16 H	Liberty	8	3	170 A	George Mason	11	0				
106 A	Virginia Tech	4	6	54 A	Wake Forest	11	3				
106 A	Virginia Tech	4	2	54 A	Wake Forest	2	5				
106 A	Virginia Tech	1	3	54 A	Wake Forest	4	6				
251 H	Mt. St. Mary's	2	3	25 H	VCU	5	2				

Non-Div. I Games:

Maryland

Average RPI Win: 115		WON-LOST	WINNING	LAST 10	STRENGTH OF		OPP. STRENGTH	TEAM	ADJ	CONF.	ADJ CONF.
Average RPI Loss: 62		RECORD	PCT. RANK	GAMES	SCHEDULE		OF SCHEDULE	RPI	RPI	RPI	RPI
DIV. I ONLY		24-11-0	.68571	34	7-3-0		39	42	23	.57689	23
DIV. I NON-CONF.		13-6-0	.68421	40	1-1-0		187	134	93	.52389	93
TOTALS		RPI 1-25	RPI 26-50		W-L RECORDS		RPI 51-100		RPI 101-150		RPI 150+
24-11-0		6-3-0	3-2-0		OVERALL		4-4-0		4-1-0		7-1-0
18-5-0		5-1-0	2-1-0		HOME		1-1-0		3-1-0		7-1-0
4-6-0		1-2-0	0-1-0		AWAY		3-3-0		0-0-0		0-0-0
2-0-0		0-0-0	1-0-0		NEUTRAL		0-0-0		1-0-0		0-0-0
13-6-0		1-2-0	0-1-0		NON-CONFERENCE		1-1-0		4-1-0		7-1-0
11-3-0		0-0-0	0-0-0		HOME		1-1-0		3-1-0		7-1-0
1-3-0		1-2-0	0-0-		AWAY		0-0-0		0-0-0		0-0-0
1-0-0		0-0-0	0-0-0		NEUTRAL		0-0-0		1-0-0		0-0-0
11-5-0		5-1-0	3-1-0		CONFERENCE		3-3-0		0-0-0		0-0-0
7-2-0		5-1-0	2-1-0		HOME		0-0-0		0-0-0		0-0-0
3-3-0		0-0-0	0-0-0		AWAY		3-3-0		0-0-0		0-0-0
1-0-0		0-0-0	1-0-0		NEUTRAL		0-0-0		0-0-0		0-0-0
RPI S	Opponent	Score	RPI S	Opponent	Score	RPI S	Opponent	Score	RPI S	Opponent	Score
5 H	Ole Miss	6 5	46 A	Southern Miss.	1 2	52 A	Texas A&M	5 1	129 H	Stephen F. Austin	8 0
5 H	Ole Miss	7 6	47 H	Auburn	1 2	52 A	Texas A&M	6 4	129 H	Stephen F. Austin	3 2
5 H	Ole Miss	3 1	47 H	Auburn	4 3	52 A	Texas A&M	8 13	129 H	Stephen F. Austin	1 2
7 A	La.-Lafayette	12 6	47 H	Auburn	4 1	71 A	Arkansas	1 2	131 H	La.-Monroe	3 2
7 A	La.-Lafayette	0 2	47 N	Auburn	4 3	71 A	Arkansas	17 9	133 N	Troy	10 5
7 A	La.-Lafayette	0 6				71 A	Arkansas	0 1	161 H	Saint Louis	1 2
15 H	Kentucky	2 7				72 H	Samford	12 1	161 H	Saint Louis	4 3
15 H	Kentucky	3 0				75 H	UAB	1 2	161 H	Saint Louis	9 3
15 H	Kentucky	5 3							294 H	Alcorn	17 3
									294 H	Alcorn	12 0
									297 H	Mississippi Val.	3 0
									297 H	Mississippi Val.	7 0
									297 H	Mississippi Val.	8 0
LAST 10 GAMES											
47 H	Auburn	4 3	52 A	Texas A&M	6 4						
47 H	Auburn	4 1	52 A	Texas A&M	5 1						
47 H	Auburn	1 2	131 H	La.-Monroe	3 2						
75 H	UAB	1 2	5 H	Ole Miss	3 1						
52 A	Texas A&M	8 13	5 H	Ole Miss	6 5						

Non-Div. I Games:

Alabama



Average RPI Win: 126		WON-LOST	WINNING	LAST 10	STRENGTH OF		OPP. STRENGTH	TEAM	ADJ	CONF.	ADJ CONF.
Average RPI Loss: 93		RECORD	PCT. RANK	GAMES	SCHEDULE		OF SCHEDULE	RPI	RPI	RPI	RPI
DIV. I ONLY		27-7-0	.79412	5	8-2-0		181	4	24	.57463	24
DIV. I NON-CONF.		15-3-0	.83333	13	1-0-0		209	21	32	.56637	32
TOTALS		RPI 1-25	RPI 26-50		W-L RECORDS		RPI 51-100		RPI 101-150		RPI 150+
27-7-0		2-0-0	5-3-0		OVERALL		1-0-0		5-3-0		14-1-0
13-3-0		0-0-0	4-2-0		HOME		1-0-0		3-1-0		5-0-0
8-2-0		0-0-0	0-0-0		AWAY		0-0-0		2-1-0		6-1-0
6-2-0		2-0-0	1-1-0		NEUTRAL		0-0-0		0-1-0		3-0-0
15-3-0		1-0-0	1-1-0		NON-CONFERENCE		1-0-0		3-2-0		9-0-0
9-1-0		0-0-0	0-0-0		HOME		1-0-0		3-1-0		5-0-0
1-0-0		0-0-0	0-0-		AWAY		0-0-0		0-0-0		1-0-0
5-2-0		1-0-0	1-1-0		NEUTRAL		0-0-0		0-1-0		3-0-0
12-4-0		1-0-0	4-2-0		CONFERENCE		0-0-0		2-1-0		5-1-0
4-2-0		0-0-0	4-2-0		HOME		0-0-0		0-0-0		0-0-0
7-2-0		0-0-0	0-0-0		AWAY		0-0-0		2-1-0		5-1-0
1-0-0		1-0-0	0-0-0		NEUTRAL		0-0-0		0-0-0		0-0-0
RPI S	Opponent	Score		RPI S	Opponent	Score		RPI S	Opponent	Score	
9 N	Indiana	8	1	26 H	Stanford	1	0	66 H	Ohio St.	4	3
13 N	Washington	3	2	26 H	Stanford	4	1	109 A	Washington St.	8	1
				26 H	Stanford	2	1	109 A	Washington St.	12	5
				36 N	Nebraska	15	7	134 N	Michigan St.	7	8
				36 N	Nebraska	2	9	135 H	Wright St.	7	0
				38 H	Arizona St.	3	7	135 H	Wright St.	2	6
				38 H	Arizona St.	4	0	135 H	Wright St.	13	2
				38 H	Arizona St.	2	3	135 H	Wright St.	6	4
								151 N	Gonzaga	4	3
								153 A	Utah	8	0
								153 A	Utah	6	1
								153 A	Utah	5	1
								159 N	Pacific	7	0
								159 N	Pacific	14	6
								160 A	Arizona	11	0
								160 A	Arizona	2	11
								160 A	Arizona	11	2
								212 H	Northern Ill.	10	0
								212 H	Northern Ill.	6	0
								212 H	Northern Ill.	12	2
								212 H	Northern Ill.	2	0
								222 A	Portland	9	6
								222 H	Portland	5	0
LAST 10 GAMES				109 A	Washington St.	8	1	26 H	Stanford	4	1
				109 A	Washington St.	12	5	222 A	Portland	9	6
				109 A	Washington St.	1	4	160 A	Arizona	11	0
				26 H	Stanford	2	1	160 A	Arizona	2	11
				26 H	Stanford	1	0	160 A	Arizona	11	2

Non-Div. I Games:

Oregon St.

Average RPI Win: 147		WON-LOST	WINNING	LAST 10	STRENGTH OF	OPP. STRENGTH	TEAM	ADJ	CONF.	ADJ CONF.							
Average RPI Loss: 109		RECORD	PCT. RANK	GAMES	SCHEDULE	OF SCHEDULE	RPI	RPI	RPI	RPI							
DIV. I ONLY		25-8-0	.75758	14	5-5-0	147	50	25	.57385	25	23	23					
DIV. I NON-CONF.		18-5-0	.78261	22	1-2-0	164	11	22	.5818	22	25	25					
<hr/>																	
TOTALS		RPI 1-25		RPI 26-50		W-L RECORDS		RPI 51-100		RPI 101-150		RPI 150+					
25-8-0		0-1-0		2-1-0		OVERALL		7-3-0		4-0-0		12-3-0					
13-3-0		0-0-0		0-1-0		HOME		4-2-0		2-0-0		7-0-0					
10-5-0		0-1-0		1-0-0		AWAY		3-1-0		1-0-0		5-3-0					
2-0-0		0-0-0		1-0-0		NEUTRAL		0-0-0		1-0-0		0-0-0					
<hr/>																	
18-5-0		0-1-0		2-1-0		NON-CONFERENCE		5-2-0		4-0-0		7-1-0					
8-2-0		0-0-0		0-1-0		HOME		2-1-0		2-0-0		4-0-0					
8-3-0		0-1-0		1-0-		AWAY		3-1-0		1-0-0		3-1-0					
2-0-0		0-0-0		1-0-0		NEUTRAL		0-0-0		1-0-0		0-0-0					
<hr/>																	
7-3-0		0-0-0		0-0-0		CONFERENCE		2-1-0		0-0-0		5-2-0					
5-1-0		0-0-0		0-0-0		HOME		2-1-0		0-0-0		3-0-0					
2-2-0		0-0-0		0-0-0		AWAY		0-0-0		0-0-0		2-2-0					
0-0-0		0-0-0		0-0-0		NEUTRAL		0-0-0		0-0-0		0-0-0					
<hr/>																	
RPI	S	Opponent		Score		RPI	S	Opponent		Score		RPI	S	Opponent		Score	
22	A	Maryland		2	5	32	H	Old Dominion		4	6	63	H	VMI		6	8
						32	N	Old Dominion		6	3	67	H	Rutgers		7	6
						35	A	Georgia Tech		5	3	74	A	East Carolina		8	4
												74	H	East Carolina		3	0
												80	H	Saint Joseph's		5	1
												80	H	Saint Joseph's		10	3
												80	H	Saint Joseph's		2	6
												97	A	UNC Wilmington		14	8
												97	A	UNC Wilmington		4	2
												97	A	UNC Wilmington		2	4
						</											

Non-Div. I Games:

VCU

Average RPI Win:	67	WON-LOST RECORD	WINNING PCT. RANK	LAST 10 GAMES	STRENGTH OF SCHEDULE	OPP. STRENGTH OF SCHEDULE	TEAM RPI	ADJ RPI	CONF. RPI	ADJ CONF. RPI				
DIV. I ONLY		12-16-0	.42857	190	4-6-0	2	18	26	.57276	26	4	4		
DIV. I NON-CONF.		7-8-0	.46667	175	1-0-0	3	3	27	.57602	27	3	3		
<hr/>														
TOTALS	RPI 1-25	RPI 26-50		W-L RECORDS		RPI 51-100		RPI 101-150		RPI 150+				
12-16-0	3-12-0	2-1-0		OVERALL		4-3-0		2-0-0		1-0-0				
8-6-0	1-2-0	2-1-0		HOME		3-3-0		2-0-0		0-0-0				
4-10-0	2-10-0	0-0-0		AWAY		1-0-0		0-0-0		1-0-0				
0-0-0	0-0-0	0-0-0		NEUTRAL		0-0-0		0-0-0		0-0-0				
7-8-0	2-7-0	0-0-0		NON-CONFERENCE		2-1-0		2-0-0		1-0-0				
5-3-0	1-2-0	0-0-0		HOME		2-1-0		2-0-0		0-0-0				
2-5-0	1-5-0	0-0-		AWAY		0-0-0		0-0-0		1-0-0				
0-0-0	0-0-0	0-0-0		NEUTRAL		0-0-0		0-0-0		0-0-0				
5-8-0	1-5-0	2-1-0		CONFERENCE		2-2-0		0-0-0		0-0-0				
3-3-0	0-0-0	2-1-0		HOME		1-2-0		0-0-0		0-0-0				
2-5-0	1-5-0	0-0-0		AWAY		1-0-0		0-0-0		0-0-0				
0-0-0	0-0-0	0-0-0		NEUTRAL		0-0-0		0-0-0		0-0-0				
RPI	S	Opponent	Score		RPI	S	Opponent	Score		RPI	S	Opponent	Score	
3	A	Texas	3	9	28	H	Oregon	6	3	60	H	Kansas	1	0
3	A	Texas	3	4	28	H	Oregon	2	9	60	H	Kansas	5	4
3	A	Texas	11	5	28	H	Oregon	2	1	60	H	Kansas	2	4
11	H	Rice	3	10						62	A	California	11	1
11	H	Rice	1	5						94	H	Southern California	3	6
11	H	Rice	12	3						94	H	Southern California	6	2
13	A	Washington	2	7						94	H	Southern California	3	4
13	A	Washington	6	3										
13	A	Washington	1	6										
14	A	Vanderbilt	2	4										
14	A	Vanderbilt	1	5										
14	A	Vanderbilt	1	4										
24	A	Oregon St.	1	4										
24	A	Oregon St.	0	1										
24	A	Oregon St.	1	2										
<hr/>														
LAST 10 GAMES														
13	A	Washington	6	3	24	A	Oregon St.	0	1					
13	A	Washington	2	7	24	A	Oregon St.	1	4					
13	A	Washington	1	6	28	H	Oregon	2	9					
145	H	UC Davis	7	6	28	H	Oregon	2	1					
24	A	Oregon St.	1	2	28	H	Oregon	6	3					

Non-Div. I Games:

Stanford

Average RPI Win:	112	WON-LOST	WINNING	LAST 10	STRENGTH OF	OPP. STRENGTH	TEAM	ADJ	CONF.	ADJ CONF.	
Average RPI Loss:	83	RECORD	PCT. RANK	GAMES	SCHEDULE	OF SCHEDULE	RPI	RPI	RPI	RPI	
DIV. I ONLY	27-8-0	.77143	9	8-2-0	131	11	27	.57189	27	8	8
DIV. I NON-CONF.	20-6-0	.76923	24	3-1-0	195	28	43	.55365	43	8	8
<hr/>											
TOTALS	RPI 1-25	RPI 26-50		W-L RECORDS		RPI 51-100		RPI 101-150		RPI 150+	
27-8-0	3-3-0	0-0-0		OVERALL		11-2-0		3-1-0		10-2-0	
20-5-0	0-1-0	0-0-0		HOME		9-2-0		3-1-0		8-1-0	
5-3-0	3-2-0	0-0-0		AWAY		1-0-0		0-0-0		1-1-0	
2-0-0	0-0-0	0-0-0		NEUTRAL		1-0-0		0-0-0		1-0-0	
20-6-0	0-3-0	0-0-0		NON-CONFERENCE		7-0-0		3-1-0		10-2-0	
16-3-0	0-1-0	0-0-0		HOME		5-0-0		3-1-0		8-1-0	
2-3-0	0-2-0	0-0-		AWAY		1-0-0		0-0-0		1-1-0	
2-0-0	0-0-0	0-0-0		NEUTRAL		1-0-0		0-0-0		1-0-0	
7-2-0	3-0-0	0-0-0		CONFERENCE		4-2-0		0-0-0		0-0-0	
4-2-0	0-0-0	0-0-0		HOME		4-2-0		0-0-0		0-0-0	
3-0-0	3-0-0	0-0-0		AWAY		0-0-0		0-0-0		0-0-0	
0-0-0	0-0-0	0-0-0		NEUTRAL		0-0-0		0-0-0		0-0-0	
RPI	S	Opponent	Score	RPI	S	Opponent	Score	RPI	S	Opponent	Score
6	A	Houston	10 3					53	N	West Virginia	7 6
6	A	Houston	4 2					57	H	Memphis	8 7
6	A	Houston	3 2					57	H	Memphis	2 3
9	A	Indiana	3 9					57	H	Memphis	5 4
9	H	Indiana	2 6					59	A	Western Ky.	5 3
15	A	Kentucky	3 8					67	H	Rutgers	9 8
								67	H	Rutgers	6 1
								67	H	Rutgers	2 11
								72	H	Samford	18 2
								72	H	Samford	20 10
								72	H	Samford	4 2
								77	H	Xavier	8 1
								77	H	Xavier	12 3

Non-Div. I Games:

Louisville

Average RPI Win:	121	WON-LOST RECORD	WINNING PCT. RANK	LAST 10 GAMES	STRENGTH OF SCHEDULE	OPP. STRENGTH OF SCHEDULE	TEAM RPI	ADJ RPI	CONF. RPI	ADJ CONF. RPI		
DIV. I ONLY		27-10-0	.72973	19	8-2-0	150	2	28	.57162	28	4	4
DIV. I NON-CONF.		20-5-0	.8	19	7-0-0	172	4	24	.57809	24	3	3
<hr/>												
TOTALS	RPI 1-25	RPI 26-50		W-L RECORDS		RPI 51-100		RPI 101-150		RPI 150+		
27-10-0	1-2-0	2-5-0		OVERALL		8-2-0		7-1-0		10-0-0		
14-5-0	0-0-0	1-3-0		HOME		4-2-0		3-0-0		7-0-0		
13-5-0	1-2-0	1-2-0		AWAY		4-0-0		4-1-0		3-0-0		
0-0-0	0-0-0	0-0-0		NEUTRAL		0-0-0		0-0-0		0-0-0		
20-5-0	0-0-0	1-3-0		NON-CONFERENCE		6-1-0		7-1-0		7-0-0		
10-4-0	0-0-0	1-3-0		HOME		2-1-0		3-0-0		4-0-0		
11-1-0	0-0-0	0-0-		AWAY		4-0-0		4-1-0		3-0-0		
0-0-0	0-0-0	0-0-0		NEUTRAL		0-0-0		0-0-0		0-0-0		
7-5-0	1-2-0	1-2-0		CONFERENCE		2-1-0		0-0-0		3-0-0		
5-1-0	0-0-0	0-0-0		HOME		2-1-0		0-0-0		3-0-0		
2-4-0	1-2-0	1-2-0		AWAY		0-0-0		0-0-0		0-0-0		
0-0-0	0-0-0	0-0-0		NEUTRAL		0-0-0		0-0-0		0-0-0		
RPI	S	Opponent	Score	RPI	S	Opponent	Score	RPI	S	Opponent	Score	
13	A	Washington	10 3	26	A	Stanford	3 6	51	A	Hawaii	3 2	
13	A	Washington	4 5	26	A	Stanford	9 2	51	A	Hawaii	10 5	
13	A	Washington	0 1	26	A	Stanford	1 2	51	A	Hawaii	6 5	
				40	H	San Diego	4 3	51	A	Hawaii	10 2	
				48	H	Cal St. Fullerton	4 5	66	H	Ohio St.	8 2	
				48	H	Cal St. Fullerton	2 3	66	H	Ohio St.	20 4	
				48	H	Cal St. Fullerton	2 9	66	H	Ohio St.	0 5	
								94	H	Southern California	7 2	
								94	H	Southern California	2 3	
								94	H	Southern California	7 2	
										121	H UC Riverside	7 2
										121	H UC Riverside	7 4
										121	H UC Riverside	6 5
										140	A Loyola Marymount	4 3
										140	A Loyola Marymount	12 2
										140	A Loyola Marymount	5 3
										146	A San Francisco	12 5
										146	A San Francisco	4 8
										151	A Gonzaga	3 2
										151	A Gonzaga	14 5
										153	H Utah	1 0
										153	H Utah	4 1
										153	H Utah	3 1
										218	H Seattle	10 2
										218	H Seattle	4 3
										222	A Portland	3 0
										222	H Portland	8 2
										222	H Portland	15 10
<hr/>												
LAST 10 GAMES												
				40	H	San Diego	4 3	222	H	Portland	15 10	
				121	H	UC Riverside	6 5	13	A	Washington	4 5	
				121	H	UC Riverside	7 4	13	A	Washington	0 1	
				121	H	UC Riverside	7 2	13	A	Washington	10 3	
				222	A	Portland	3 0	151	A	Gonzaga	14 5	

**Non-Div. I Games:**

Oregon

Average RPI Win: 124		WON-LOST RECORD		WINNING PCT. RANK		LAST 10 GAMES		STRENGTH OF SCHEDULE		OPP. STRENGTH OF SCHEDULE		TEAM RPI		ADJ RPI		CONF. RPI		ADJ CONF. RPI	
DIV. I ONLY		21-14-0		.677		5-5-0		7		56		29		.57129		29		3	
DIV. I NON-CONF.		11-7-0		.61111		2-1-0		106		122		82		.52773		82		4	
TOTALS		RPI 1-25		RPI 26-50		W-L RECORDS		RPI 51-100		RPI 101-150		RPI 150+							
21-14-0		4-7-0		2-3-0		OVERALL		2-2-0		4-1-0		9-1-0							
14-7-0		1-3-0		1-3-0		HOME		0-0-0		3-0-0		9-1-0							
7-6-0		3-3-0		1-0-0		AWAY		2-2-0		1-1-0		0-0-0							
0-1-0		0-1-0		0-0-0		NEUTRAL		0-0-0		0-0-0		0-0-0							
11-7-0		0-3-0		1-1-0		NON-CONFERENCE		0-1-0		1-1-0		9-1-0							
9-3-0		0-1-0		0-1-0		HOME		0-0-0		0-0-0		9-1-0							
2-3-0		0-1-0		1-0-		AWAY		0-1-0		1-1-0		0-0-0							
0-1-0		0-1-0		0-0-0		NEUTRAL		0-0-0		0-0-0		0-0-0							
10-7-0		4-4-0		1-2-0		CONFERENCE		2-1-0		3-0-0		0-0-0							
5-4-0		1-2-0		1-2-0		HOME		0-0-0		3-0-0		0-0-0							
5-3-0		3-2-0		0-0-0		AWAY		2-1-0		0-0-0		0-0-0							
0-0-0		0-0-0		0-0-0		NEUTRAL		0-0-0		0-0-0		0-0-0							
RPI	S	Opponent	Score		RPI	S	Opponent	Score		RPI	S	Opponent	Score		RPI	S	Opponent	Score	
2	A	South Carolina	6	9	41	A	Georgia	16	4	54	A	Wake Forest	3	4	106	H	Virginia Tech	11	4
2	H	South Carolina	3	5	41	H	Georgia	2	6	54	A	Wake Forest	7	4	106	H	Virginia Tech	12	2
2	N	South Carolina	2	10	44	H	North Carolina St.	1	7	54	A	Wake Forest	16	6	106	H	Virginia Tech	7	6
4	H	Florida St.	3	4	44	H	North Carolina St.	6	1	68	A	Western Caro.	10	18	117	A	Ga. Southern	5	4
4	H	Florida St.	9	3	44	H	North Carolina St.	4	9						117	A	Ga. Southern	5	14
4	H	Florida St.	1	11											180	H	Furman	13	2
8	A	Virginia	2	3											183	H	Appalachian St.	2	1
8	A	Virginia	7	1											200	H	Winthrop	4	2
8	A	Virginia	0	1											214	H	Presbyterian	4	2
22	A	Maryland	7	1											217	H	Maine	13	3
22	A	Maryland	3	1											217	H	Maine	5	2
															217	H	Maine	10	2
															247	H	Eastern Mich.	9	7
															247	H	Eastern Mich.	5	3
															247	H	Eastern Mich.	5	6
LAST 10 GAMES																			
		8 A Virginia	0	1			44 H North Carolina St.	4	9										
		8 A Virginia	7	1			44 H North Carolina St.	6	1										
		8 A Virginia	2	3			200 H Winthrop	4	2										
		41 H Georgia	2	6			180 H Furman	13	2										
		44 H North Carolina St.	1	7			22 A Maryland	7	1										

Non-Div. I Games:

Clemson

Average RPI Win:		136	WON-LOST RECORD		WINNING PCT. RANK		LAST 10 GAMES		STRENGTH OF SCHEDULE		OPP. STRENGTH OF SCHEDULE		TEAM RPI		ADJ RPI		CONF. RPI		ADJ CONF. RPI	
DIV. I ONLY			25-10-0		.71429 24		7-3-0		108		83		30		.57006 30		5		5	
DIV. I NON-CONF.			17-9-0		.65385 59		3-2-0		176		69		79		.52935 79		5		5	
TOTALS		RPI 1-25		RPI 26-50		W-L RECORDS		RPI 51-100		RPI 101-150		RPI 150+								
25-10-0		0-1-0		2-3-0		OVERALL		8-4-0		9-0-0		6-2-0								
13-4-0		0-0-0		0-1-0		HOME		3-1-0		4-0-0		6-2-0								
12-6-0		0-1-0		2-2-0		AWAY		5-3-0		5-0-0		0-0-0								
0-0-0		0-0-0		0-0-0		NEUTRAL		0-0-0		0-0-0		0-0-0								
17-9-0		0-1-0		0-2-0		NON-CONFERENCE		5-4-0		6-0-0		6-2-0								
13-4-0		0-0-0		0-1-0		HOME		3-1-0		4-0-0		6-2-0								
4-5-0		0-1-0		0-0-		AWAY		2-3-0		2-0-0		0-0-0								
0-0-0		0-0-0		0-0-0		NEUTRAL		0-0-0		0-0-0		0-0-0								
8-1-0		0-0-0		2-1-0		CONFERENCE		3-0-0		3-0-0		0-0-0								
0-0-0		0-0-0		0-0-0		HOME		0-0-0		0-0-0		0-0-0								
8-1-0		0-0-0		2-1-0		AWAY		3-0-0		3-0-0		0-0-0								
0-0-0		0-0-0		0-0-0		NEUTRAL		0-0-0		0-0-0		0-0-0								
RPI	S	Opponent		Score		RPI	S	Opponent		Score		RPI	S	Opponent		Score				
3	A	Texas		0 5		34	A	TCU		4 5		55	A	Sam Houston St.		2 12				
						34	H	TCU		1 7		55	A	Sam Houston St.		5 1				
						37	A	Illinois St.		1 3		55	A	Sam Houston St.		1 4				
						37	A	Illinois St.		2 1		58	H	Oral Roberts		5 4				
						37	A	Illinois St.		9 1		58	H	Oral Roberts		4 6				
												58	H	Oral Roberts		10 5				
												73	A	Baylor		4 7				
												73	A	Baylor		6 3				
												73	H	Baylor		12 8				
												90	A	Missouri St.		1 0				
												90	A	Missouri St.		1 0				
												90	A	Missouri St.		2 0				

Non-Div. I Games:

Dallas Baptist

M  
e  
r  
c  
e  
r

**Mercer**



RPI	S	Opponent	Score	
283	H	Savannah St.	5	4

Mercer

M  
e  
r  
c  
e  
r

M  
e  
r  
c  
e  
r

Average RPI Win:		105	WON-LOST RECORD		WINNING PCT. RANK	LAST 10 GAMES		STRENGTH OF SCHEDULE		OPP. STRENGTH OF SCHEDULE	TEAM RPI	ADJ RPI	CONF. RPI	ADJ CONF. RPI			
Average RPI Loss:		73															
DIV. I ONLY			22-15-0		.59459	83	6-4-0		12	46	32	.56753	32	10	10		
DIV. I NON-CONF.			12-7-0		.63158	67	2-2-0		6	42	18	.58861	18	11	11		
TOTALS		RPI 1-25		RPI 26-50		W-L RECORDS		RPI 51-100		RPI 101-150		RPI 150+					
22-15-0		3-6-0		2-2-0		OVERALL		8-4-0		3-0-0		6-3-0					
13-8-0		0-2-0		0-0-0		HOME		8-4-0		2-0-0		3-2-0					
8-6-0		3-3-0		2-2-0		AWAY		0-0-0		0-0-0		3-1-0					
1-1-0		0-1-0		0-0-0		NEUTRAL		0-0-0		1-0-0		0-0-0					
12-7-0		2-4-0		0-1-0		NON-CONFERENCE		5-1-0		3-0-0		2-1-0					
8-4-0		0-2-0		0-0-0		HOME		5-1-0		2-0-0		1-1-0					
3-2-0		2-1-0		0-0-		AWAY		0-0-0		0-0-0		1-0-0					
1-1-0		0-1-0		0-0-0		NEUTRAL		0-0-0		1-0-0		0-0-0					
10-8-0		1-2-0		2-1-0		CONFERENCE		3-3-0		0-0-0		4-2-0					
5-4-0		0-0-0		0-0-0		HOME		3-3-0		0-0-0		2-1-0					
5-4-0		1-2-0		2-1-0		AWAY		0-0-0		0-0-0		2-1-0					
0-0-0		0-0-0		0-0-0		NEUTRAL		0-0-0		0-0-0		0-0-0					
RPI	S	Opponent		Score		RPI	S	Opponent		Score		RPI	S	Opponent		Score	
8	A	Virginia		1	7	35	A	Georgia Tech		5	6	63	H	VMI		15	5
11	A	Rice		1	4	43	A	FIU		4	2	63	H	VMI		5	4
11	A	Rice		2	3	43	A	FIU		0	1	67	H	Rutgers		12	6
11	A	Rice		2	1	43	A	FIU		2	1	67	H	Rutgers		12	3
15	H	Kentucky		5	7							67	H	Rutgers		2	4
16	A	Liberty		7	4							74	H	East Carolina		7	3
16	H	Liberty		0	1							74	H	East Carolina		9	5
25	A	VCU		6	4							74	H	East Carolina		7	12
25	N	VCU		3	6							75	H	UAB		4	1
												75	H	UAB		6	8
												75	H	UAB		2	4
												80	H	Saint Joseph's		16	1

Non-Div. I Games:

Old Dominion

Average RPI Win:	125	WON-LOST RECORD	WINNING PCT. RANK	LAST 10 GAMES	STRENGTH OF SCHEDULE	OPP. STRENGTH OF SCHEDULE	TEAM RPI	ADJ RPI	CONF. RPI	ADJ CONF. RPI				
Average RPI Loss:	71													
DIV. I ONLY		22-8-0	.73333	18	5-5-0	155	3	33	.56516	33	6	6		
DIV. I NON-CONF.		18-3-0	.85714	9	1-0-0	261	6	29	.57206	29	6	6		
<hr/>														
TOTALS	RPI 1-25	RPI 26-50		W-L RECORDS		RPI 51-100		RPI 101-150		RPI 150+				
22-8-0	1-2-0	5-1-0		OVERALL		5-3-0		1-0-0		11-2-0				
14-4-0	0-0-0	3-1-0		HOME		3-3-0		1-0-0		8-0-0				
6-4-0	1-2-0	0-0-0		AWAY		2-0-0		0-0-0		3-2-0				
2-0-0	0-0-0	2-0-0		NEUTRAL		0-0-0		0-0-0		0-0-0				
<hr/>														
18-3-0	0-0-0	3-0-0		NON-CONFERENCE		4-1-0		1-0-0		11-2-0				
12-1-0	0-0-0	1-0-0		HOME		2-1-0		1-0-0		8-0-0				
5-2-0	0-0-0	0-0-		AWAY		2-0-0		0-0-0		3-2-0				
2-0-0	0-0-0	2-0-0		NEUTRAL		0-0-0		0-0-0		0-0-0				
<hr/>														
4-5-0	1-2-0	2-1-0		CONFERENCE		1-2-0		0-0-0		0-0-0				
3-3-0	0-0-0	2-1-0		HOME		1-2-0		0-0-0		0-0-0				
1-2-0	1-2-0	0-0-0		AWAY		0-0-0		0-0-0		0-0-0				
0-0-0	0-0-0	0-0-0		NEUTRAL		0-0-0		0-0-0		0-0-0				
<hr/>														
RPI	S	Opponent	Score		RPI	S	Opponent	Score		RPI	S	Opponent	Score	
12	A	Cal Poly	8	6	39	H	Pepperdine	2	1	51	H	Hawaii	8	7
12	A	Cal Poly	0	1	42	N	Mississippi St.	7	6	51	H	Hawaii	1	3
12	A	Cal Poly	7	8	42	N	Mississippi St.	8	3	51	H	Hawaii	4	12
					48	H	Cal St. Fullerton	2	1	69	A	Fresno St.	5	4
					48	H	Cal St. Fullerton	9	11	82	A	UCLA	6	4
					48	H	Cal St. Fullerton	3	2	83	H	Wichita St.	5	16
										83	H	Wichita St.	2	1
										83	H	Wichita St.	3	2

Non-Div. I Games:

UC Santa Barbara

TCU

Average RPI Win: 118		WON-LOST RECORD		WINNING PCT. RANK		LAST 10 GAMES		STRENGTH OF SCHEDULE		OPP. STRENGTH OF SCHEDULE		TEAM RPI		ADJ RPI		CONF. RPI		ADJ CONF. RPI	
DIV. I ONLY		22-13-0		.62857 61		7-3-0		36		65		34		.56364 34		2		2	
DIV. I NON-CONF.		15-7-0		.68182 42		2-0-0		122		58		55		.54266 55		2		2	
TOTALS		RPI 1-25		RPI 26-50		W-L RECORDS		RPI 51-100		RPI 101-150		RPI 150+							
22-13-0		2-4-0		2-0-0		OVERALL		6-5-0		3-2-0		9-2-0							
13-6-0		1-2-0		1-0-0		HOME		3-0-0		1-2-0		7-2-0							
6-5-0		0-1-0		1-0-0		AWAY		3-4-0		0-0-0		2-0-0							
3-2-0		1-1-0		0-0-0		NEUTRAL		0-1-0		2-0-0		0-0-0							
15-7-0		1-2-0		2-0-0		NON-CONFERENCE		0-1-0		3-2-0		9-2-0							
9-4-0		0-0-0		1-0-0		HOME		0-0-0		1-2-0		7-2-0							
3-1-0		0-1-0		1-0-		AWAY		0-0-0		0-0-0		2-0-0							
3-2-0		1-1-0		0-0-0		NEUTRAL		0-1-0		2-0-0		0-0-0							
7-6-0		1-2-0		0-0-0		CONFERENCE		6-4-0		0-0-0		0-0-0							
4-2-0		1-2-0		0-0-0		HOME		3-0-0		0-0-0		0-0-0							
3-4-0		0-0-0		0-0-0		AWAY		3-4-0		0-0-0		0-0-0							
0-0-0		0-0-0		0-0-0		NEUTRAL		0-0-0		0-0-0		0-0-0							
RPI S	Opponent	Score		RPI S	Opponent	Score		RPI S	Opponent	Score		RPI S	Opponent	Score					
6 N	Houston	2	1	30 A	Dallas Baptist	7	1	53 H	West Virginia	4	3	107 N	UTSA	5	1				
10 H	Texas Tech	2	10	30 H	Dallas Baptist	5	4	53 H	West Virginia	3	1	134 H	Michigan St.	1	2				
10 H	Texas Tech	2	12					53 H	West Virginia	8	0	134 H	Michigan St.	1	4				
10 H	Texas Tech	9	0					55 N	Sam Houston St.	4	9	134 H	Michigan St.	6	2				
11 A	Rice	0	5					60 A	Kansas	1	5	147 N	BYU	10	0				
11 N	Rice	0	1					60 A	Kansas	5	2	155 A	A&M-Corpus Christi	7	4				
								60 A	Kansas	3	1	167 H	Jacksonville	5	1				
								70 A	Oklahoma St.	1	2	167 H	Jacksonville	5	0				
								70 A	Oklahoma St.	4	9	167 H	Jacksonville	0	2				
								70 A	Oklahoma St.	3	1	179 A	Texas-Arlington	12	6				
								87 A	Oklahoma	5	9	179 H	Texas-Arlington	2	10				
												195 H	Dartmouth	4	1				
												195 H	Dartmouth	5	1				
												195 H	Dartmouth	8	0				
												225 H	Tex.-Pan American	11	0				
												299 H	Northern Colo.	10	3				
				LAST 10 GAMES															
				60 A Kansas 1 5				53 H West Virginia 8 0											
				60 A Kansas 3 1				53 H West Virginia 4 3											
				60 A Kansas 5 2				179 A Texas-Arlington 12 6											
				30 A Dallas Baptist 7 1				70 A Oklahoma St. 4 9											
				53 H West Virginia 3 1				70 A Oklahoma St. 1 2											

Non-Div. I Games:

TCU

Average RPI Win:	118	WON-LOST	WINNING	LAST 10	STRENGTH OF	OPP. STRENGTH	TEAM	ADJ	CONF.	ADJ CONF.							
Average RPI Loss:	75	RECORD	PCT. RANK	GAMES	SCHEDULE	OF SCHEDULE	RPI	RPI	RPI	RPI							
DIV. I ONLY	23-14-0	.62162	64	8-2-0	13	66	35	.56316	35	3	3						
DIV. I NON-CONF.	13-6-0	.68421	40	3-0-0	53	132	40	.55505	40	4	4						
TOTALS	RPI 1-25	RPI 26-50	W-L RECORDS	RPI 51-100	RPI 101-150	RPI 150+											
23-14-0	4-3-0	1-2-0	OVERALL	4-3-0	7-6-0	7-0-0											
19-8-0	4-3-0	1-1-0	HOME	2-2-0	5-2-0	7-0-0											
4-6-0	0-0-0	0-1-0	AWAY	2-1-0	2-4-0	0-0-0											
0-0-0	0-0-0	0-0-0	NEUTRAL	0-0-0	0-0-0	0-0-0											
13-6-0	0-1-0	1-2-0	NON-CONFERENCE	1-0-0	4-3-0	7-0-0											
11-4-0	0-1-0	1-1-0	HOME	1-0-0	2-2-0	7-0-0											
2-2-0	0-0-0	0-0-	AWAY	0-0-0	2-1-0	0-0-0											
0-0-0	0-0-0	0-0-0	NEUTRAL	0-0-0	0-0-0	0-0-0											
10-8-0	4-2-0	0-0-0	CONFERENCE	3-3-0	3-3-0	0-0-0											
8-4-0	4-2-0	0-0-0	HOME	1-2-0	3-0-0	0-0-0											
2-4-0	0-0-0	0-0-0	AWAY	2-1-0	0-3-0	0-0-0											
0-0-0	0-0-0	0-0-0	NEUTRAL	0-0-0	0-0-0	0-0-0											
RPI S Opponent	Score	RPI S Opponent	Score	RPI S Opponent	Score	RPI S Opponent	Score										
4 H Florida St.	5 3	31 H Mercer	1 4	54 H Wake Forest	2 9	116 A Pittsburgh	2 4										
4 H Florida St.	4 5	32 H Old Dominion	6 5	54 H Wake Forest	8 12	116 A Pittsburgh	0 5										
4 H Florida St.	12 4	41 A Georgia	0 1	54 H Wake Forest	5 1	116 A Pittsburgh	3 4										
20 H Miami (FL)	13 7			68 H Western Caro.	7 5	117 A Ga. Southern	3 4										
20 H Miami (FL)	8 10			84 A North Carolina	2 3	117 H Ga. Southern	13 2										
20 H Miami (FL)	3 2			84 A North Carolina	9 1	126 A Kennesaw St.	8 7										
25 H VCU	3 5			84 A North Carolina	6 5	126 H Kennesaw St.	3 5										
						137 H Duke	1 0										
						137 H Duke	5 1										
						137 H Duke	7 4										
						148 H Radford	1 3										
						149 A Georgia St.	9 4										
						149 H Georgia St.	7 3										
						182 H UNC Greensboro	7 3										
						182 H UNC Greensboro	12 3										
						182 H UNC Greensboro	7 0										
						186 H Bowling Green	8 5										
						186 H Bowling Green	8 3										
						186 H Bowling Green	3 2										
						283 H Savannah St.	12 1										
		LAST 10 GAMES															
4 H Florida St.	4 5	137 H Duke	1 0														
4 H Florida St.	12 4	137 H Duke	5 1														
4 H Florida St.	5 3	137 H Duke	7 4														
283 H Savannah St.	12 1	149 H Georgia St.	7 3														
117 H Ga. Southern	13 2	116 A Pittsburgh	2 4														

Non-Div. I Games:

Georgia Tech

Average RPI Win:	105	WON-LOST RECORD	WINNING PCT. RANK	LAST 10 GAMES	STRENGTH OF SCHEDULE	OPP. STRENGTH OF SCHEDULE	TEAM RPI	ADJ RPI	CONF. RPI	ADJ CONF. RPI				
DIV. I ONLY		23-14-0	.62162	64	8-2-0	41	105	36	.56311	36	11	11		
DIV. I NON-CONF.		16-12-0	.57143	105	2-2-0	59	77	60	.53987	60	10	10		
<hr/>														
TOTALS	RPI 1-25	RPI 26-50		W-L RECORDS		RPI 51-100		RPI 101-150		RPI 150+				
23-14-0	3-3-0	0-0-0		OVERALL		7-4-0		9-2-0		4-5-0				
11-5-0	1-2-0	0-0-0		HOME		5-2-0		4-0-0		1-1-0				
8-6-0	0-0-0	0-0-0		AWAY		2-2-0		5-2-0		1-2-0				
4-3-0	2-1-0	0-0-0		NEUTRAL		0-0-0		0-0-0		2-2-0				
16-12-0	3-3-0	0-0-0		NON-CONFERENCE		4-4-0		5-0-0		4-5-0				
8-5-0	1-2-0	0-0-0		HOME		2-2-0		4-0-0		1-1-0				
4-4-0	0-0-0	0-0-		AWAY		2-2-0		1-0-0		1-2-0				
4-3-0	2-1-0	0-0-0		NEUTRAL		0-0-0		0-0-0		2-2-0				
7-2-0	0-0-0	0-0-0		CONFERENCE		3-0-0		4-2-0		0-0-0				
3-0-0	0-0-0	0-0-0		HOME		3-0-0		0-0-0		0-0-0				
4-2-0	0-0-0	0-0-0		AWAY		0-0-0		4-2-0		0-0-0				
0-0-0	0-0-0	0-0-0		NEUTRAL		0-0-0		0-0-0		0-0-0				
RPI	S	Opponent	Score		RPI	S	Opponent	Score		RPI	S	Opponent	Score	
13	N	Washington	13	3						112	H	St. John's (NY)	14	7
17	H	UNLV	5	3						112	H	St. John's (NY)	7	6
17	H	UNLV	2	5						112	H	St. John's (NY)	12	4
17	H	UNLV	4	5						114	A	Iowa	4	8
24	N	Oregon St.	9	2						114	A	Iowa	5	1
24	N	Oregon St.	7	15						114	A	Iowa	1	2
										119	A	Creighton	4	2
										119	H	Creighton	5	4
										143	A	Minnesota	5	2
										143	A	Minnesota	3	2
										143	A	Minnesota	8	6
										151	N	Gonzaga	7	4
										151	N	Gonzaga	3	5
										153	N	Utah	3	4
										159	N	Pacific	5	3
										181	A	Citadel	8	12
										181	A	Citadel	4	0
										181	A	Citadel	3	6
										299	H	Northern Colo.	10	2
										299	H	Northern Colo.	2	9
LAST 10 GAMES														
					143	A	Minnesota	3	2	66	H	Ohio St.	2	1
					143	A	Minnesota	5	2	66	H	Ohio St.	4	3
					143	A	Minnesota	8	6	66	H	Ohio St.	3	2
					61	H	Kansas St.	6	10	71	A	Arkansas	6	4
					119	A	Creighton	4	2	71	A	Arkansas	3	4

Non-Div. I Games:

Nebraska

Average RPI Win: 153		WON-LOST	WINNING	LAST 10	STRENGTH OF		OPP. STRENGTH	TEAM	ADJ	CONF.	ADJ CONF.
Average RPI Loss: 94		RECORD	PCT. RANK	GAMES	SCHEDULE		OF SCHEDULE	RPI	RPI	RPI	RPI
DIV. I ONLY		19-11-0	.63333	60	4-4-0		87	111	37	.56033	37
DIV. I NON-CONF.		14-7-0	.66667	49	1-1-0		214	117	56	.54167	56
TOTALS		RPI 1-25	RPI 26-50		W-L RECORDS		RPI 51-100		RPI 101-150		RPI 150+
19-11-0		2-2-0	1-2-0		OVERALL		3-2-0		2-3-0		11-2-0
4-2-0		0-0-0	1-2-0		HOME		0-0-0		0-0-0		3-0-0
7-6-0		2-2-0	0-0-0		AWAY		3-2-0		0-1-0		2-1-0
8-3-0		0-0-0	0-0-0		NEUTRAL		0-0-0		2-2-0		6-1-0
14-7-0		0-1-0	0-0-0		NON-CONFERENCE		3-2-0		0-2-0		11-2-0
3-0-0		0-0-0	0-0-0		HOME		0-0-0		0-0-0		3-0-0
5-5-0		0-1-0	0-0-		AWAY		3-2-0		0-1-0		2-1-0
6-2-0		0-0-0	0-0-0		NEUTRAL		0-0-0		0-1-0		6-1-0
5-4-0		2-1-0	1-2-0		CONFERENCE		0-0-0		2-1-0		0-0-0
1-2-0		0-0-0	1-2-0		HOME		0-0-0		0-0-0		0-0-0
2-1-0		2-1-0	0-0-0		AWAY		0-0-0		0-0-0		0-0-0
2-1-0		0-0-0	0-0-0		NEUTRAL		0-0-0		2-1-0		0-0-0
RPI S	Opponent	Score	RPI S	Opponent	Score	RPI S	Opponent	Score	RPI S	Opponent	Score
1 A	Florida	5 13	30 H	Dallas Baptist	1 2	65 A	Arkansas St.	4 3	113 N	Bradley	1 3
19 A	Indiana St.	2 9	30 H	Dallas Baptist	3 1	65 A	Arkansas St.	9 7	113 N	Bradley	13 1
19 A	Indiana St.	11 1	30 H	Dallas Baptist	1 9	65 A	Arkansas St.	3 2	113 N	Bradley	7 6
19 A	Indiana St.	5 2				65 A	Arkansas St.	8 14	118 N	Bucknell	2 4
						95 A	Illinois	1 6	123 A	Central Ark.	0 7
									175 H	Eastern Ill.	9 4
									186 N	Bowling Green	11 3
									206 H	Western Ill.	5 3
									206 H	Western Ill.	11 2
									212 A	Northern Ill.	6 7
									224 A	SIU Edwardsville	6 5
									224 A	SIU Edwardsville	17 3
									229 N	LIU Brooklyn	2 0
									229 N	LIU Brooklyn	13 4
									231 N	Butler	6 7
									231 N	Butler	9 1
									254 N	North Dakota	4 0
									254 N	North Dakota	5 1
			LAST 10 GAMES								
			212 A	Northern Ill.	6 7	19 A	Indiana St.	11 1			
			30 H	Dallas Baptist	3 1	19 A	Indiana St.	2 9			
			30 H	Dallas Baptist	1 9	19 A	Indiana St.	5 2			
			30 H	Dallas Baptist	1 2	95 A	Illinois	1 6			
			175 H	Eastern Ill.	9 4	113 N	Bradley	1 3			

Non-Div. I Games: Robert Morris-S'fiel 13 0 Webster 3 1

Illinois St.

Average RPI Win: 82		WON-LOST	WINNING	LAST 10	STRENGTH OF		OPP. STRENGTH	TEAM	ADJ		CONF.	ADJ CONF.			
Average RPI Loss: 59		RECORD	PCT. RANK	GAMES	SCHEDULE		OF SCHEDULE	RPI	RPI		RPI	RPI			
DIV. I ONLY		19-14-0	.57576	102	6-4-0		10	17	38		4	4			
DIV. I NON-CONF.		9-7-0	.5625	117	0-0-0		42	12	61		3	3			
TOTALS		RPI 1-25	RPI 26-50		W-L RECORDS		RPI 51-100		RPI 101-150		RPI 150+				
19-14-0		4-5-0	1-1-0		OVERALL		10-7-0		1-0-0		3-1-0				
11-10-0		2-4-0	1-1-0		HOME		7-4-0		0-0-0		1-1-0				
4-4-0		2-1-0	0-0-0		AWAY		2-3-0		0-0-0		0-0-0				
4-0-0		0-0-0	0-0-0		NEUTRAL		1-0-0		1-0-0		2-0-0				
9-7-0		1-2-0	1-1-0		NON-CONFERENCE		4-4-0		1-0-0		2-0-0				
5-5-0		1-2-0	1-1-0		HOME		3-2-0		0-0-0		0-0-0				
0-2-0		0-0-0	0-0-		AWAY		0-2-0		0-0-0		0-0-0				
4-0-0		0-0-0	0-0-0		NEUTRAL		1-0-0		1-0-0		2-0-0				
10-7-0		3-3-0	0-0-0		CONFERENCE		6-3-0		0-0-0		1-1-0				
6-5-0		1-2-0	0-0-0		HOME		4-2-0		0-0-0		1-1-0				
4-2-0		2-1-0	0-0-0		AWAY		2-1-0		0-0-0		0-0-0				
0-0-0		0-0-0	0-0-0		NEUTRAL		0-0-0		0-0-0		0-0-0				
RPI S	Opponent	Score		RPI S	Opponent	Score		RPI S	Opponent	Score		RPI S	Opponent	Score	
13 H	Washington	3	9	49 H	New Mexico	8	5	56 A	UC Irvine	2	5	135 N	Wright St.	7	2
13 H	Washington	3	4	49 H	New Mexico	1	7	62 H	California	3	2	151 N	Gonzaga	10	5
13 H	Washington	4	1					62 H	California	3	5	160 H	Arizona	9	10
18 H	Tennessee	4	6					62 H	California	4	1	160 H	Arizona	14	6
18 H	Tennessee	5	6					70 N	Oklahoma St.	6	1	204 N	Santa Clara	9	6
18 H	Tennessee	3	1					73 H	Baylor	12	1				
24 A	Oregon St.	0	4					73 H	Baylor	7	9				
24 A	Oregon St.	7	3					73 H	Baylor	7	4				
24 A	Oregon St.	3	2					82 A	UCLA	6	5				
								82 A	UCLA	3	7				
								82 A	UCLA	8	5				
								83 H	Wichita St.	9	5				
								83 H	Wichita St.	9	12				
								86 A	Long Beach St.	0	11				
								94 H	Southern California	7	8				
								94 H	Southern California	5	3				
								94 H	Southern California	10	9				
LAST 10 GAMES															
								62 H	California	3	5	94 H	Southern California	10	9
								62 H	California	4	1	94 H	Southern California	5	3
								62 H	California	3	2	82 A	UCLA	6	5
								160 H	Arizona	9	10	82 A	UCLA	8	5
								94 H	Southern California	7	8	82 A	UCLA	3	7

Non-Div. I Games:

Arizona St.



Average RPI Win:	142	WON-LOST	WINNING	LAST 10	STRENGTH OF	OPP. STRENGTH	TEAM	ADJ	CONF.	ADJ CONF.					
Average RPI Loss:	113	RECORD	PCT. RANK	GAMES	SCHEDULE	OF SCHEDULE	RPI	RPI	RPI	RPI					
DIV. I ONLY		27-8-0	.77143	9	9-1-0	205	26	39	.55783	39	13	13			
DIV. I NON-CONF.		15-5-0	.75	27	2-0-0	81	7	13	.59242	13	12	12			
<hr/>															
TOTALS	RPI 1-25	RPI 26-50		W-L RECORDS		RPI 51-100		RPI 101-150		RPI 150+					
27-8-0	1-0-0	0-1-0		OVERALL		9-2-0		4-2-0		13-3-0					
16-5-0	1-0-0	0-0-0		HOME		4-0-0		4-2-0		7-3-0					
11-3-0	0-0-0	0-1-0		AWAY		5-2-0		0-0-0		6-0-0					
0-0-0	0-0-0	0-0-0		NEUTRAL		0-0-0		0-0-0		0-0-0					
<hr/>															
15-5-0	1-0-0	0-1-0		NON-CONFERENCE		9-2-0		2-1-0		3-1-0					
10-2-0	1-0-0	0-0-0		HOME		4-0-0		2-1-0		3-1-0					
5-3-0	0-0-0	0-0-		AWAY		5-2-0		0-0-0		0-0-0					
0-0-0	0-0-0	0-0-0		NEUTRAL		0-0-0		0-0-0		0-0-0					
<hr/>															
12-3-0	0-0-0	0-0-0		CONFERENCE		0-0-0		2-1-0		10-2-0					
6-3-0	0-0-0	0-0-0		HOME		0-0-0		2-1-0		4-2-0					
6-0-0	0-0-0	0-0-0		AWAY		0-0-0		0-0-0		6-0-0					
0-0-0	0-0-0	0-0-0		NEUTRAL		0-0-0		0-0-0		0-0-0					
<hr/>															
RPI S	Opponent	Score	RPI S	Opponent	Score	RPI S	Opponent	Score	RPI S	Opponent	Score				
6 H	Houston	3 0	33 A	UC Santa Barbara	1 2	51 A	Hawaii	7 3	112 H	St. John's (NY)	0 2				
						51 A	Hawaii	1 6	112 H	St. John's (NY)	8 4				
						51 A	Hawaii	2 1	112 H	St. John's (NY)	11 1				
						51 A	Hawaii	0 2	147 H	BYU	6 4				
						56 A	UC Irvine	6 0	147 H	BYU	9 1				
						56 H	UC Irvine	4 3	147 H	BYU	0 1				
						82 A	UCLA	8 7	159 H	Pacific	5 3				
						86 H	Long Beach St.	6 3	159 H	Pacific	4 6				
						94 A	Southern California	10 4	159 H	Pacific	5 7				
						94 H	Southern California	4 3	189 H	Cal St. Northridge	2 4				
						97 H	UNC Wilmington	2 1	190 H	Utah Valley	9 2				
									190 H	Utah Valley	5 0				
									190 H	Utah Valley	11 8				
									204 A	Santa Clara	10 0				
									204 A	Santa Clara	1 0				
									204 A	Santa Clara	4 2				
									209 A	St. Mary's (CA)	6 2				
									209 A	St. Mary's (CA)	10 4				
									209 A	St. Mary's (CA)	8 1				
									222 H	Portland	1 0				
									222 H	Portland	6 0				
									222 H	Portland	6 1				
<hr/>															
LAST 10 GAMES															
147 H BYU					9 1					209 A St. Mary's (CA)			10 4		
147 H BYU					6 4					209 A St. Mary's (CA)			6 2		
147 H BYU					0 1					56 H UC Irvine			4 3		
94 H Southern California					4 3					222 H Portland			6 1		
209 A St. Mary's (CA)					8 1					222 H Portland			1 0		

**Non-Div. I Games:**

## Pepperdine

Average RPI Win: 137		WON-LOST RECORD	WINNING PCT. RANK	LAST 10 GAMES	STRENGTH OF SCHEDULE	OPP. STRENGTH OF SCHEDULE	TEAM RPI	ADJ RPI		CONF. RPI	ADJ CONF. RPI				
Average RPI Loss: 104															
DIV. I ONLY		25-10-0	.71429	24	8-2-0	131	90	40	.557	40	13	13			
DIV. I NON-CONF.		14-6-0	.7	36	2-1-0	30	116	25	.57724	25	12	12			
<hr/>															
TOTALS		RPI 1-25		RPI 26-50		W-L RECORDS		RPI 51-100		RPI 101-150		RPI 150+			
25-10-0		0-0-0		3-2-0		OVERALL		6-3-0		7-5-0		9-1-0			
14-6-0		0-0-0		3-1-0		HOME		3-1-0		1-4-0		7-0-0			
11-4-0		0-0-0		0-1-0		AWAY		3-2-0		6-1-0		2-1-0			
0-0-0		0-0-0		0-0-0		NEUTRAL		0-0-0		0-0-0		0-0-0			
<hr/>															
14-6-0		0-0-0		3-2-0		NON-CONFERENCE		6-3-0		1-2-0		4-0-0			
10-4-0		0-0-0		3-1-0		HOME		3-1-0		0-2-0		4-0-0			
4-3-0		0-0-0		0-0-		AWAY		3-2-0		1-0-0		0-0-0			
0-0-0		0-0-0		0-0-0		NEUTRAL		0-0-0		0-0-0		0-0-0			
<hr/>															
11-4-0		0-0-0		0-0-0		CONFERENCE		0-0-0		6-3-0		5-1-0			
4-2-0		0-0-0		0-0-0		HOME		0-0-0		1-2-0		3-0-0			
7-2-0		0-0-0		0-0-0		AWAY		0-0-0		5-1-0		2-1-0			
0-0-0		0-0-0		0-0-0		NEUTRAL		0-0-0		0-0-0		0-0-0			
<hr/>															
RPI	S	Opponent	Score	RPI	S	Opponent	Score	RPI	S	Opponent	Score				
				28	A	Oregon	3 4	56	A	UC Irvine	6 3	109	H	Washington St.	7 9
				48	H	Cal St. Fullerton	5 3	62	H	California	2 5	109	H	Washington St.	3 4
				49	H	New Mexico	2 3	64	A	San Diego St.	5 8	121	A	UC Riverside	13 8
				49	H	New Mexico	6 4	64	H	San Diego St.	7 1	140	H	Loyola Marymount	8 1
				49	H	New Mexico	17 2	70	A	Oklahoma St.	5 6	140	H	Loyola Marymount	3 5
								70	A	Oklahoma St.	7 0	140	H	Loyola Marymount	0 7
								70	A	Oklahoma St.	10 6	146	A	San Francisco	7 5
								73	H	Baylor	8 0	146	A	San Francisco	15 9
								97	H	UNC Wilmington	5 2	146	A	San Francisco	4 6
												147	A	BYU	14 7
												147	A	BYU	5 1
												147	A	BYU	17 8
												151	H	Gonzaga	6 5
												151	H	Gonzaga	4 1
												151	H	Gonzaga	5 1
												222	A	Portland	9 10
												222	A	Portland	13 2
												222	A	Portland	12 2
												242	H	Northern Ky.	19 3
												242	H	Northern Ky.	12 0
												242	H	Northern Ky.	13 3
												242	H	Northern Ky.	14 8
<hr/>															
LAST 10 GAMES															
				28	A	Oregon	3 4	151	H	Gonzaga	5 1				
				222	A	Portland	13 2	151	H	Gonzaga	4 1				
				222	A	Portland	9 10	151	H	Gonzaga	6 5				
				222	A	Portland	12 2	64	H	San Diego St.	7 1				
				56	A	UC Irvine	6 3	146	A	San Francisco	7 5				

Non-Div. I Games:

San Diego

Average RPI Win: 108		WON-LOST RECORD		WINNING PCT. RANK		LAST 10 GAMES		STRENGTH OF SCHEDULE		OPP. STRENGTH OF SCHEDULE		TEAM RPI		ADJ RPI		CONF. RPI		ADJ CONF. RPI	
DIV. I ONLY		21-14-1		.59722 81		7-3-0		21		32		41		.55463 41		1		1	
DIV. I NON-CONF.		14-7-0		.66667 49		1-0-0		69		55		53		.54426 53		1		1	
TOTALS		RPI 1-25		RPI 26-50		W-L RECORDS		RPI 51-100		RPI 101-150		RPI 150+							
21-14-1		2-5-1		3-3-0		OVERALL		7-2-0		2-4-0		7-0-0							
18-9-0		2-1-0		2-3-0		HOME		5-1-0		2-4-0		7-0-0							
3-5-1		0-4-1		1-0-0		AWAY		2-1-0		0-0-0		0-0-0							
0-0-0		0-0-0		0-0-0		NEUTRAL		0-0-0		0-0-0		0-0-0							
14-7-0		0-2-0		2-1-0		NON-CONFERENCE		3-0-0		2-4-0		7-0-0							
13-5-0		0-0-0		1-1-0		HOME		3-0-0		2-4-0		7-0-0							
1-2-0		0-2-0		1-0-		AWAY		0-0-0		0-0-0		0-0-0							
0-0-0		0-0-0		0-0-0		NEUTRAL		0-0-0		0-0-0		0-0-0							
7-7-1		2-3-1		1-2-0		CONFERENCE		4-2-0		0-0-0		0-0-0							
5-4-0		2-1-0		1-2-0		HOME		2-1-0		0-0-0		0-0-0							
2-3-1		0-2-1		0-0-0		AWAY		2-1-0		0-0-0		0-0-0							
0-0-0		0-0-0		0-0-0		NEUTRAL		0-0-0		0-0-0		0-0-0							
RPI	S	Opponent		Score		RPI	S	Opponent		Score		RPI	S	Opponent		Score			
4	A	Florida St.		3	8	29	A	Clemson		6	2	52	H	Texas A&M		6	1		
4	A	Florida St.		4	10	29	H	Clemson		4	16	52	H	Texas A&M		5	9		
18	H	Tennessee		4	1	35	H	Georgia Tech		1	0	52	H	Texas A&M		3	2		
18	H	Tennessee		3	5	42	H	Mississippi St.		1	6	59	H	Western Ky.		8	6		
18	H	Tennessee		7	4	42	H	Mississippi St.		7	1	59	H	Western Ky.		26	7		
21	A	LSU		2	2	42	H	Mississippi St.		1	4	68	H	Western Caro.		6	2		
21	A	LSU		0	4							78	A	Missouri		2	1		
21	A	LSU		1	2							78	A	Missouri		2	4		
												78	A	Missouri		7	2		
				LAST 10 GAMES															
				18	H	Tennessee		7	4	78	A	Missouri		7	2				
				18	H	Tennessee		4	1	78	A	Missouri		2	1				
				18	H	Tennessee		3	5	52	H	Texas A&M		5	9				
				29	A	Clemson		6	2	52	H	Texas A&M		6	1				
				78	A	Missouri		2	4	52	H	Texas A&M		3	2				

Non-Div. I Games:

Georgia

Average RPI Win:		116	WON-LOST		WINNING		LAST 10		STRENGTH OF		OPP. STRENGTH		TEAM		ADJ		CONF.		ADJ CONF.		
Average RPI Loss:		67	RECORD		PCT. RANK		GAMES		SCHEDULE		OF SCHEDULE		RPI		RPI		RPI		RPI		
DIV. I ONLY			22-15-0		.59459		83		4-6-0		15		68		42		.55425		42		
DIV. I NON-CONF.			15-7-0		.68182		42		1-0-0		135		140		84		.52708		84		
TOTALS			RPI 1-25		RPI 26-50		W-L RECORDS		RPI 51-100		RPI 101-150		RPI 150+								
22-15-0			3-6-0		3-3-0		OVERALL		5-3-0		3-0-0		8-3-0								
18-8-0			3-3-0		0-0-0		HOME		5-3-0		3-0-0		7-2-0								
3-5-0			0-3-0		2-1-0		AWAY		0-0-0		0-0-0		1-1-0								
1-2-0			0-0-0		1-2-0		NEUTRAL		0-0-0		0-0-0		0-0-0								
15-7-0			0-0-0		1-2-0		NON-CONFERENCE		3-2-0		3-0-0		8-3-0								
13-4-0			0-0-0		0-0-0		HOME		3-2-0		3-0-0		7-2-0								
1-1-0			0-0-0		0-0-		AWAY		0-0-0		0-0-0		1-1-0								
1-2-0			0-0-0		1-2-0		NEUTRAL		0-0-0		0-0-0		0-0-0								
7-8-0			3-6-0		2-1-0		CONFERENCE		2-1-0		0-0-0		0-0-0								
5-4-0			3-3-0		0-0-0		HOME		2-1-0		0-0-0		0-0-0								
2-4-0			0-3-0		2-1-0		AWAY		0-0-0		0-0-0		0-0-0								
0-0-0			0-0-0		0-0-0		NEUTRAL		0-0-0		0-0-0		0-0-0								
RPI	S	Opponent		Score		RPI	S	Opponent		Score		RPI	S	Opponent		Score					
5	H	Ole Miss		6	5	33	N	UC Santa Barbara		3	8	57	H	Memphis		4	6	130	H	South Ala.	
5	H	Ole Miss		1	6	33	N	UC Santa Barbara		6	7	68	H	Western Caro.		6	1	134	H	Michigan St.	
5	H	Ole Miss		2	12	41	A	Georgia		1	7	68	H	Western Caro.		7	2	134	H	Michigan St.	
14	H	Vanderbilt		1	5	41	A	Georgia		4	1	68	H	Western Caro.		2	3	160	A	Arizona	
14	H	Vanderbilt		17	2	41	A	Georgia		6	1	71	H	Arkansas		5	1	160	A	Arizona	
14	H	Vanderbilt		6	3	46	N	Southern Miss.		4	3	71	H	Arkansas		0	4	164	H	Southern Ill.	
21	A	LSU		4	17							71	H	Arkansas		5	1	175	H	Eastern Ill.	
21	A	LSU		0	3							85	H	Southeast Mo. St.		3	2	175	H	Eastern Ill.	
21	A	LSU		1	2													230	H	Holy Cross	
																		230	H	Holy Cross	
																		230	H	Holy Cross	
																		230	H	Holy Cross	
																		251	H	Mt. St. Mary's	
																		251	H	Mt. St. Mary's	
LAST 10 GAMES																					
		5 H Ole Miss		2	12			21 A LSU		1	2										
		5 H Ole Miss		6	5			21 A LSU		0	3										
		5 H Ole Miss		1	6			71 H Arkansas		5	1										
		46 N Southern Miss.		4	3			71 H Arkansas		5	1										
		21 A LSU		4	17			71 H Arkansas		0	4										

Non-Div. I Games:

Mississippi St.

F  
I  
U

FIU				Through Games Of April 13, 2014															
Average RPI Win: 156		WON-LOST RECORD		WINNING PCT. RANK		LAST 10 GAMES		STRENGTH OF SCHEDULE		OPP. STRENGTH OF SCHEDULE		TEAM RPI		ADJ RPI		CONF. RPI		ADJ CONF. RPI	
DIV. I ONLY		24-10-0		.70588 26		5-5-0		137		51		43		.5541 43		10		10	
DIV. I NON-CONF.		14-2-0		.875 5		1-1-0		114		115		10		.59921 10		11		11	
TOTALS		RPI 1-25		RPI 26-50		W-L RECORDS		RPI 51-100		RPI 101-150		RPI 150+							
24-10-0		0-3-0		1-2-0		OVERALL		5-2-0		3-1-0		15-2-0							
15-6-0		0-3-0		1-2-0		HOME		4-0-0		3-0-0		7-1-0							
9-4-0		0-0-0		0-0-0		AWAY		1-2-0		0-1-0		8-1-0							
0-0-0		0-0-0		0-0-0		NEUTRAL		0-0-0		0-0-0		0-0-0							
14-2-0		0-0-0		0-0-0		NON-CONFERENCE		4-0-0		3-1-0		7-1-0							
11-1-0		0-0-0		0-0-0		HOME		4-0-0		3-0-0		4-1-0							
3-1-0		0-0-0		0-0-		AWAY		0-0-0		0-1-0		3-0-0							
0-0-0		0-0-0		0-0-0		NEUTRAL		0-0-0		0-0-0		0-0-0							
10-8-0		0-3-0		1-2-0		CONFERENCE		1-2-0		0-0-0		8-1-0							
4-5-0		0-3-0		1-2-0		HOME		0-0-0		0-0-0		3-0-0							
6-3-0		0-0-0		0-0-0		AWAY		1-2-0		0-0-0		5-1-0							
0-0-0		0-0-0		0-0-0		NEUTRAL		0-0-0		0-0-0		0-0-0							
RPI S	Opponent		Score		RPI S	Opponent		Score		RPI S	Opponent		Score		RPI S	Opponent		Score	
11 H	Rice		2 3		32 H	Old Dominion		1 2		67 H	Rutgers		7 6		125 H	Stony Brook		6 2	
11 H	Rice		7 11		32 H	Old Dominion		1 0		67 H	Rutgers		13 1		125 H	Stony Brook		12 2	
11 H	Rice		2 10		32 H	Old Dominion		2 4		67 H	Rutgers		5 0		125 H	Stony Brook		10 0	
										67 H	Rutgers		5 4		131 A	La.-Monroe		6 12	
										75 A	UAB		0 1		162 H	Marshall		11 1	
										75 A	UAB		0 1		162 H	Marshall		3 1	
										75 A	UAB		2 0		162 H	Marshall		9 0	
															165 A	South Fla.		8 2	
															165 A	South Fla.		9 0	
															195 H	Dartmouth		11 7	
															195 H	Dartmouth		11 0	
															195 H	Dartmouth		0 3	
															204 A	Louisiana Tech		3 0	
															204 A	Louisiana Tech		2 4	
															204 A	Louisiana Tech		7 2	
															221 A	Charlotte		10 4	
															221 A	Charlotte		7 0	
															221 A	Charlotte		8 0	
															233 A	Bethune-Cookman		6 0	
															233 H	Bethune-Cookman		8 4	
															241 H	Stetson		5 2	
LAST 10 GAMES																			
204 A Louisiana Tech					2 4					32 H Old Dominion					2 4				
204 A Louisiana Tech					3 0					32 H Old Dominion					1 2				
204 A Louisiana Tech					7 2					233 H Bethune-Cookman					8 4				
131 A La.-Monroe					6 12					75 A UAB					2 0				
32 H Old Dominion					1 0					75 A UAB					0 1				

F  
I  
U

Non-Div. I Games: Fla. Memorial 23 1 Fla. Memorial 3 2

FIU

Average RPI Win: 157		WON-LOST	WINNING	LAST 10	STRENGTH OF		OPP. STRENGTH	TEAM	ADJ	CONF.	ADJ CONF.
Average RPI Loss: 51		RECORD	PCT. RANK	GAMES	SCHEDULE		OF SCHEDULE	RPI	RPI	RPI	RPI
DIV. I ONLY		20-15-0	.57143	107	4-6-0		54	59	44	.55179	44
DIV. I NON-CONF.		14-3-0	.82353	17	1-1-0		134	163	23	.57923	23
TOTALS		RPI 1-25	RPI 26-50		W-L RECORDS		RPI 51-100		RPI 101-150		RPI 150+
20-15-0		0-9-0	2-1-0		OVERALL		3-2-0		4-2-0		11-1-0
13-4-0		0-3-0	0-0-0		HOME		1-0-0		2-0-0		10-1-0
7-10-0		0-6-0	2-1-0		AWAY		2-1-0		2-2-0		1-0-0
0-1-0		0-0-0	0-0-0		NEUTRAL		0-1-0		0-0-0		0-0-0
14-3-0		0-0-0	0-0-0		NON-CONFERENCE		3-2-0		3-0-0		8-1-0
10-1-0		0-0-0	0-0-0		HOME		1-0-0		2-0-0		7-1-0
4-1-0		0-0-0	0-0-0		AWAY		2-1-0		1-0-0		1-0-0
0-1-0		0-0-0	0-0-0		NEUTRAL		0-1-0		0-0-0		0-0-0
6-12-0		0-9-0	2-1-0		CONFERENCE		0-0-0		1-2-0		3-0-0
3-3-0		0-3-0	0-0-0		HOME		0-0-0		0-0-0		3-0-0
3-9-0		0-6-0	2-1-0		AWAY		0-0-0		1-2-0		0-0-0
0-0-0		0-0-0	0-0-0		NEUTRAL		0-0-0		0-0-0		0-0-0
RPI S	Opponent	Score	RPI S	Opponent	Score	RPI S	Opponent	Score	RPI S	Opponent	Score
4 A	Florida St.	2 8	29 A	Clemson	1 6	74 A	East Carolina	0 7	101 A	Campbell	9 2
4 A	Florida St.	1 6	29 A	Clemson	7 1	74 H	East Carolina	3 2	103 H	Michigan	3 0
4 A	Florida St.	8 9	29 A	Clemson	9 4	76 A	Elon	12 7	111 H	Davidson	7 5
20 H	Miami (FL)	1 2				82 N	UCLA	0 2	137 A	Duke	10 11
20 H	Miami (FL)	1 2				97 A	UNC Wilmington	11 2	137 A	Duke	6 2
20 H	Miami (FL)	5 12							137 A	Duke	0 2
22 A	Maryland	2 5							163 H	Canisius	0 3
22 A	Maryland	0 10							163 H	Canisius	11 4
22 A	Maryland	4 7							183 H	Appalachian St.	3 1
									183 H	Appalachian St.	7 0
									183 H	Appalachian St.	6 5
									208 H	Notre Dame	5 3
									208 H	Notre Dame	1 0
									208 H	Notre Dame	7 0
									241 A	Stetson	6 1
									265 H	N.C. A&T	17 4
									265 H	N.C. A&T	15 0
									285 H	Youngstown St.	16 1
LAST 10 GAMES											
137 A	Duke	10 11	29 A	Clemson	9 4						
137 A	Duke	6 2	29 A	Clemson	1 6						
137 A	Duke	0 2	74 H	East Carolina	3 2						
74 A	East Carolina	0 7	20 H	Miami (FL)	5 12						
29 A	Clemson	7 1	20 H	Miami (FL)	1 2						

Non-Div. I Games:

North Carolina St.

Average RPI Win:	169	WON-LOST RECORD	WINNING PCT. RANK	LAST 10 GAMES	STRENGTH OF SCHEDULE	OPP. STRENGTH OF SCHEDULE	TEAM RPI	ADJ RPI	CONF. RPI	ADJ CONF. RPI		
Average RPI Loss:	84											
DIV. I ONLY		20-16-0	.55556	116	6-4-0	27	179	45	.55076	45	18	18
DIV. I NON-CONF.		11-9-0	.55	119	2-2-0	47	152	66	.53711	66	21	21
<hr/>												
TOTALS	RPI 1-25	RPI 26-50		W-L RECORDS		RPI 51-100		RPI 101-150		RPI 150+		
20-16-0	0-3-0	0-3-0		OVERALL		4-5-0		4-2-0		12-3-0		
11-6-0	0-0-0	0-0-0		HOME		3-2-0		2-1-0		6-3-0		
8-9-0	0-3-0	0-3-0		AWAY		1-2-0		2-1-0		5-0-0		
1-1-0	0-0-0	0-0-0		NEUTRAL		0-1-0		0-0-0		1-0-0		
11-9-0	0-0-0	0-3-0		NON-CONFERENCE		3-3-0		2-1-0		6-2-0		
8-3-0	0-0-0	0-0-0		HOME		2-0-0		2-1-0		4-2-0		
3-5-0	0-0-0	0-0-		AWAY		1-2-0		0-0-0		2-0-0		
0-1-0	0-0-0	0-0-0		NEUTRAL		0-1-0		0-0-0		0-0-0		
9-7-0	0-3-0	0-0-0		CONFERENCE		1-2-0		2-1-0		6-1-0		
3-3-0	0-0-0	0-0-0		HOME		1-2-0		0-0-0		2-1-0		
5-4-0	0-3-0	0-0-0		AWAY		0-0-0		2-1-0		3-0-0		
1-0-0	0-0-0	0-0-0		NEUTRAL		0-0-0		0-0-0		1-0-0		
RPI	S	Opponent	Score	RPI	S	Opponent	Score	RPI	S	Opponent	Score	
16	A	Liberty	4 6	31	A	Mercer	2 5	54	A	Wake Forest	6 10	
16	A	Liberty	1 4	31	A	Mercer	3 4	54	H	Wake Forest	5 1	
16	A	Liberty	1 8	31	A	Mercer	4 5	63	H	VMI	2 4	
								63	H	VMI	2 1	
								63	H	VMI	3 4	
								76	A	Elon	5 12	
								76	A	Elon	6 2	
								76	H	Elon	2 1	
								80	N	Saint Joseph's	1 4	
											101 A Campbell	10 2
											101 A Campbell	5 8
											101 A Campbell	8 6
											108 H William & Mary	2 4
											108 H William & Mary	6 3
											108 H William & Mary	9 8
											182 A UNC Greensboro	7 4
											183 A Appalachian St.	6 5
											186 H Bowling Green	11 2
											186 H Bowling Green	4 2
											186 H Bowling Green	4 7
											202 H Coastal Caro.	11 8
											202 H Coastal Caro.	0 1
											202 H Coastal Caro.	3 0
											221 H Charlotte	4 3
											236 N Gardner-Webb	2 1
											265 H N.C. A&T	6 7
											273 A Charleston So.	6 1
											273 A Charleston So.	10 9
											273 A Charleston So.	6 4
											280 H N.C. Central	16 3
				LAST 10 GAMES								
				63	H	VMI	2 4	273	A	Charleston So.	10 9	
				63	H	VMI	3 4	273	A	Charleston So.	6 4	
				63	H	VMI	2 1	273	A	Charleston So.	6 1	
				76	A	Elon	5 12	54	A	Wake Forest	6 10	
				183	A	Appalachian St.	6 5	54	H	Wake Forest	5 1	

Non-Div. I Games:

High Point

Average RPI Win:		138	WON-LOST RECORD		WINNING PCT. RANK		LAST 10 GAMES		STRENGTH OF SCHEDULE		OPP. STRENGTH OF SCHEDULE		TEAM RPI		ADJ RPI		CONF. RPI		ADJ CONF. RPI			
DIV. I ONLY			21-16-0		.56757 112		6-4-0		48		74		46		.55066 46		10		10			
DIV. I NON-CONF.			11-11-0		.5 141		2-1-0		71		14		86		.52702 86		11		11			
TOTALS		RPI 1-25		RPI 26-50		W-L RECORDS		RPI 51-100		RPI 101-150		RPI 150+										
21-16-0		2-4-0		0-1-0		OVERALL		3-5-0		9-4-0		7-2-0										
9-7-0		1-3-0		0-0-0		HOME		0-0-0		7-4-0		1-0-0										
10-6-0		0-0-0		0-0-0		AWAY		3-4-0		2-0-0		5-2-0										
2-3-0		1-1-0		0-1-0		NEUTRAL		0-1-0		0-0-0		1-0-0										
11-11-0		2-4-0		0-1-0		NON-CONFERENCE		1-4-0		5-2-0		3-0-0										
5-5-0		1-3-0		0-0-0		HOME		0-0-0		3-2-0		1-0-0										
4-3-0		0-0-0		0-0-		AWAY		1-3-0		2-0-0		1-0-0										
2-3-0		1-1-0		0-1-0		NEUTRAL		0-1-0		0-0-0		1-0-0										
10-5-0		0-0-0		0-0-0		CONFERENCE		2-1-0		4-2-0		4-2-0										
4-2-0		0-0-0		0-0-0		HOME		0-0-0		4-2-0		0-0-0										
6-3-0		0-0-0		0-0-0		AWAY		2-1-0		0-0-0		4-2-0										
0-0-0		0-0-0		0-0-0		NEUTRAL		0-0-0		0-0-0		0-0-0										
RPI	S	Opponent		Score		RPI	S	Opponent		Score		RPI	S	Opponent		Score						
1	N	Florida		2	4	42	N	Mississippi St.		3	4	75	A	UAB		3	2	107	H	UTSA	10	9
5	N	Ole Miss		5	3							75	A	UAB		8	7	107	H	UTSA	1	4
7	H	La.-Lafayette		5	9							75	A	UAB		5	6	107	H	UTSA	6	2
7	H	La.-Lafayette		2	6							78	A	Missouri		2	1	130	A	South Ala.	3	1
7	H	La.-Lafayette		5	8							78	A	Missouri		1	4	130	H	South Ala.	1	5
23	H	Alabama		2	1							78	A	Missouri		4	6	131	A	La.-Monroe	14	2
												78	N	Missouri		2	4	131	H	La.-Monroe	18	2
												91	A	McNeese St.		1	7	133	H	Troy	7	6
																		133	H	Troy	0	5
																		133	H	Troy	3	1
																		142	H	Middle Tenn.	1	13
																		142	H	Middle Tenn.	7	0
																		142	H	Middle Tenn.	7	6
																		162	A	Marshall	9	5
																		162	A	Marshall	3	1
																		162	A	Marshall	3	5
																		166	A	Fla. Atlantic	1	3
																		166	A	Fla. Atlantic	2	0
																		166	A	Fla. Atlantic	5	2
																		245	A	New Orleans	9	7
																		281	N	Chicago St.	11	8
																		294	H	Alcorn	8	4
LAST 10 GAMES																						
						75	A	UAB		8	7	142	H	Middle Tenn.		7	0					
						75	A	UAB		5	6	142	H	Middle Tenn.		1	13					
						75	A	UAB		3	2	130	A	South Ala.		3	1					
						42	N	Mississippi St.		3	4	245	A	New Orleans		9	7					
						142	H	Middle Tenn.		7	6	166	A	Fla. Atlantic		1	3					

Non-Div. I Games:

Southern Miss.



Average RPI Win:	122	WON-LOST RECORD	WINNING PCT. RANK	LAST 10 GAMES	STRENGTH OF SCHEDULE	OPP. STRENGTH OF SCHEDULE	TEAM RPI	ADJ RPI	CONF. RPI	ADJ CONF. RPI	
DIV. I ONLY		21-16-0	.56757 112	3-7-0	20	64	47	.55044 47	1	1	
DIV. I NON-CONF.		15-6-0	.71429 33	1-1-0	93	171	57	.54156 57	1	1	
<hr/>											
TOTALS	RPI 1-25	RPI 26-50		W-L RECORDS	RPI 51-100		RPI 101-150		RPI 150+		
21-16-0	4-7-0	3-0-0		OVERALL	4-6-0		3-0-0		7-3-0		
15-8-0	0-0-0	3-0-0		HOME	3-5-0		2-0-0		7-3-0		
4-6-0	3-6-0	0-0-0		AWAY	0-0-0		1-0-0		0-0-0		
2-2-0	1-1-0	0-0-0		NEUTRAL	1-1-0		0-0-0		0-0-0		
15-6-0	1-0-0	3-0-0		NON-CONFERENCE	1-3-0		3-0-0		7-3-0		
12-5-0	0-0-0	3-0-0		HOME	0-2-0		2-0-0		7-3-0		
1-0-0	0-0-0	0-0-		AWAY	0-0-0		1-0-0		0-0-0		
2-1-0	1-0-0	0-0-0		NEUTRAL	1-1-0		0-0-0		0-0-0		
6-10-0	3-7-0	0-0-0		CONFERENCE	3-3-0		0-0-0		0-0-0		
3-3-0	0-0-0	0-0-0		HOME	3-3-0		0-0-0		0-0-0		
3-6-0	3-6-0	0-0-0		AWAY	0-0-0		0-0-0		0-0-0		
0-1-0	0-1-0	0-0-0		NEUTRAL	0-0-0		0-0-0		0-0-0		
RPI S	Opponent	Score	RPI S	Opponent	Score	RPI S	Opponent	Score	RPI S	Opponent	Score
5 A	Ole Miss	5 <b>8</b>	31 H	Mercer	9 5	52 H	Texas A&M	0 <b>9</b>	126 A	Kennesaw St.	6 1
5 A	Ole Miss	1 <b>5</b>	31 H	Mercer	6 5	52 H	Texas A&M	5 2	126 H	Kennesaw St.	10 5
5 A	Ole Miss	0 <b>6</b>	31 H	Mercer	4 1	52 H	Texas A&M	4 0	133 H	Troy	6 0
18 A	Tennessee	4 2				62 H	California	0 <b>5</b>	177 H	Alabama St.	6 5
18 A	Tennessee	6 <b>8</b>				66 N	Ohio St.	0 <b>1</b>	177 H	Alabama St.	3 <b>9</b>
18 A	Tennessee	3 2				72 H	Samford	1 <b>8</b>	196 H	East Tenn. St.	2 <b>3</b>
19 N	Indiana St.	4 0				78 H	Missouri	2 <b>4</b>	214 H	Presbyterian	3 0
23 A	Alabama	3 <b>4</b>				78 H	Missouri	7 3	214 H	Presbyterian	6 <b>10</b>
23 A	Alabama	2 1				78 H	Missouri	3 <b>4</b>	214 H	Presbyterian	12 5
23 A	Alabama	1 <b>4</b>				100 N	UConn	7 3	259 H	Alabama A&M	7 3
23 N	Alabama	3 <b>4</b>							277 H	Ark.-Pine Bluff	2 1
									291 H	Coppin St.	10 0
									291 H	Coppin St.	13 2
<hr/>											
LAST 10 GAMES											
23 A	Alabama	3 <b>4</b>	5 A	Ole Miss	0 <b>6</b>						
23 A	Alabama	1 <b>4</b>	5 A	Ole Miss	5 <b>8</b>						
23 A	Alabama	2 1	72 H	Samford	1 <b>8</b>						
133 H	Troy	6 0	78 H	Missouri	7 3						
5 A	Ole Miss	1 <b>5</b>	78 H	Missouri	2 <b>4</b>						

Non-Div. I Games:

Auburn

Average RPI Win:	98	WON-LOST RECORD	WINNING PCT. RANK	LAST 10 GAMES	STRENGTH OF SCHEDULE	OPP. STRENGTH OF SCHEDULE	TEAM RPI	ADJ RPI	CONF. RPI	ADJ CONF. RPI	
DIV. I ONLY	18-13-0	.58065	99	5-5-0	59	48	48	.54884	48	6	6
DIV. I NON-CONF.	13-9-0	.59091	88	2-2-0	87	23	46	.55001	46	6	6
<hr/>											
TOTALS	RPI 1-25	RPI 26-50		W-L RECORDS	RPI 51-100		RPI 101-150		RPI 150+		
18-13-0	1-0-0	4-3-0		OVERALL	5-6-0		6-3-0		2-1-0		
12-5-0	1-0-0	0-0-0		HOME	3-1-0		6-3-0		2-1-0		
6-8-0	0-0-0	4-3-0		AWAY	2-5-0		0-0-0		0-0-0		
0-0-0	0-0-0	0-0-0		NEUTRAL	0-0-0		0-0-0		0-0-0		
<hr/>											
13-9-0	1-0-0	3-1-0		NON-CONFERENCE	3-5-0		4-2-0		2-1-0		
8-3-0	1-0-0	0-0-0		HOME	1-0-0		4-2-0		2-1-0		
5-6-0	0-0-0	3-0-		AWAY	2-5-0		0-0-0		0-0-0		
0-0-0	0-0-0	0-0-0		NEUTRAL	0-0-0		0-0-0		0-0-0		
<hr/>											
5-4-0	0-0-0	1-2-0		CONFERENCE	2-1-0		2-1-0		0-0-0		
4-2-0	0-0-0	0-0-0		HOME	2-1-0		2-1-0		0-0-0		
1-2-0	0-0-0	1-2-0		AWAY	0-0-0		0-0-0		0-0-0		
0-0-0	0-0-0	0-0-0		NEUTRAL	0-0-0		0-0-0		0-0-0		
<hr/>											
RPI S	Opponent	Score		RPI S	Opponent	Score		RPI S	Opponent	Score	
17 H	UNLV	2	1	28 A	Oregon	9	2	73 A	Baylor	0	1
				28 A	Oregon	3	2	73 A	Baylor	4	5
				28 A	Oregon	5	4	73 A	Baylor	11	0
				33 A	UC Santa Barbara	1	2	82 H	UCLA	4	3
				33 A	UC Santa Barbara	11	9	83 A	Wichita St.	2	3
				33 A	UC Santa Barbara	2	3	83 A	Wichita St.	5	1
				40 A	San Diego	3	5	83 A	Wichita St.	2	4
								86 H	Long Beach St.	6	5
								86 H	Long Beach St.	5	1
								86 H	Long Beach St.	2	3
								94 A	Southern California	1	6

Non-Div. I Games:

Cal St. Fullerton

Average RPI Win:		146	WON-LOST RECORD		WINNING PCT. RANK		LAST 10 GAMES		STRENGTH OF SCHEDULE		OPP. STRENGTH OF SCHEDULE		TEAM RPI		ADJ RPI		CONF. RPI		ADJ CONF. RPI					
DIV. I ONLY			27-11-1		.70513		27		8-2-0		174		40		49		.54876		49		7		7	
DIV. I NON-CONF.			16-7-1		.6875		39		5-2-0		191		101		58		.54039		58		7		7	
TOTALS		RPI 1-25		RPI 26-50				W-L RECORDS				RPI 51-100				RPI 101-150				RPI 150+				
27-11-1		1-4-0		2-3-0				OVERALL				9-1-0				4-1-0				11-2-1				
17-5-1		1-2-0		0-0-0				HOME				6-1-0				2-1-0				8-1-1				
10-5-0		0-1-0		2-3-0				AWAY				3-0-0				2-0-0				3-1-0				
0-1-0		0-1-0		0-0-0				NEUTRAL				0-0-0				0-0-0				0-0-0				
16-7-1		0-2-0		2-3-0				NON-CONFERENCE				3-1-0				4-1-0				7-0-1				
11-2-1		0-0-0		0-0-0				HOME				3-1-0				2-1-0				6-0-1				
5-4-0		0-1-0		2-0-				AWAY				0-0-0				2-0-0				1-0-0				
0-1-0		0-1-0		0-0-0				NEUTRAL				0-0-0				0-0-0				0-0-0				
11-4-0		1-2-0		0-0-0				CONFERENCE				6-0-0				0-0-0				4-2-0				
6-3-0		1-2-0		0-0-0				HOME				3-0-0				0-0-0				2-1-0				
5-1-0		0-0-0		0-0-0				AWAY				3-0-0				0-0-0				2-1-0				
0-0-0		0-0-0		0-0-0				NEUTRAL				0-0-0				0-0-0				0-0-0				
RPI	S	Opponent		Score		RPI	S	Opponent		Score		RPI	S	Opponent		Score		RPI	S	Opponent		Score		
10	A	Texas Tech		3	9	38	A	Arizona St.		7	1	60	H	Kansas		6	3	129	A	Stephen F. Austin		6	3	
10	N	Texas Tech		3	6	38	A	Arizona St.		5	8	60	H	Kansas		10	4	129	A	Stephen F. Austin		9	6	
17	H	UNLV		5	4	40	A	San Diego		3	2	69	A	Fresno St.		6	2	138	H	Jacksonville St.		2	9	
17	H	UNLV		2	8	40	A	San Diego		4	6	69	A	Fresno St.		9	7	138	H	Jacksonville St.		8	2	
17	H	UNLV		2	3	40	A	San Diego		2	17	69	A	Fresno St.		6	4	138	H	Jacksonville St.		5	3	
												69	H	Fresno St.		5	4	152	H	San Jose St.		9	4	
												69	H	Fresno St.		11	6	152	H	San Jose St.		10	1	
												69	H	Fresno St.		4	1	152	H	San Jose St.		5	8	
												90	H	Missouri St.		7	0	212	H	Northern Ill.		12	0	
												90	H	Missouri St.		1	6	212	H	Northern Ill.		3	3	
																		220	A	Air Force		5	3	
																		220	A	Air Force		0	5	
																		220	A	Air Force		13	8	
																		266	A	New Mexico St.		14	4	
																		266	H	New Mexico St.		17	7	
																		299	H	Northern Colo.		5	2	
																		299	H	Northern Colo.		17	1	
																		299	H	Northern Colo.		12	3	
																		299	H	Northern Colo.		8	1	
LAST 10 GAMES																								
						69	H	Fresno St.		4	1	138	H	Jacksonville St.		2	9							
						69	H	Fresno St.		11	6	138	H	Jacksonville St.		8	2							
						69	H	Fresno St.		5	4	138	H	Jacksonville St.		5	3							
						129	A	Stephen F. Austin		6	3	266	H	New Mexico St.		17	7							
						129	A	Stephen F. Austin		9	6	10	N	Texas Tech		3	6							

Non-Div. I Games:

New Mexico

Average RPI Win: 203		WON-LOST RECORD	WINNING PCT. RANK	LAST 10 GAMES	STRENGTH OF SCHEDULE	OPP. STRENGTH OF SCHEDULE	TEAM RPI	ADJ RPI		CONF. RPI	ADJ CONF. RPI						
Average RPI Loss: 127																	
DIV. I ONLY		22-10-0	.6875	32	8-2-0	201	190	50	.5486	50	20	20					
DIV. I NON-CONF.		19-9-0	.67857	48	5-1-0	212	214	47	.54799	47	20	20					
<hr/>																	
TOTALS		RPI 1-25		RPI 26-50		W-L RECORDS		RPI 51-100		RPI 101-150		RPI 150+					
22-10-0		0-3-0		0-0-0		OVERALL		2-0-0		6-4-0		14-3-0					
7-1-0		0-0-0		0-0-0		HOME		0-0-0		3-1-0		4-0-0					
14-8-0		0-3-0		0-0-0		AWAY		2-0-0		2-2-0		10-3-0					
1-1-0		0-0-0		0-0-0		NEUTRAL		0-0-0		1-1-0		0-0-0					
<hr/>																	
19-9-0		0-3-0		0-0-0		NON-CONFERENCE		2-0-0		3-3-0		14-3-0					
4-0-0		0-0-0		0-0-0		HOME		0-0-0		0-0-0		4-0-0					
14-8-0		0-3-0		0-0-		AWAY		2-0-0		2-2-0		10-3-0					
1-1-0		0-0-0		0-0-0		NEUTRAL		0-0-0		1-1-0		0-0-0					
<hr/>																	
3-1-0		0-0-0		0-0-0		CONFERENCE		0-0-0		3-1-0		0-0-0					
3-1-0		0-0-0		0-0-0		HOME		0-0-0		3-1-0		0-0-0					
0-0-0		0-0-0		0-0-0		AWAY		0-0-0		0-0-0		0-0-0					
0-0-0		0-0-0		0-0-0		NEUTRAL		0-0-0		0-0-0		0-0-0					
<hr/>																	
RPI	S	Opponent		Score		RPI	S	Opponent		Score		RPI	S	Opponent		Score	
22	A	Maryland		0	3							100	A	UConn		5	3
22	A	Maryland		3	7							100	A	UConn		7	2
22	A	Maryland		0	3												

Non-Div. I Games:

Bryant

Average RPI Win: 123		WON-LOST RECORD		WINNING PCT. RANK		LAST 10 GAMES		STRENGTH OF SCHEDULE		OPP. STRENGTH OF SCHEDULE		TEAM RPI		ADJ RPI		CONF. RPI		ADJ CONF. RPI	
DIV. I ONLY		14-19-0		.42424 196		3-7-0		1		192		51		.5485 51		6		6	
DIV. I NON-CONF.		12-12-0		.5 141		1-0-0		2		211		50		.54648 50		6		6	
TOTALS		RPI 1-25		RPI 26-50		W-L RECORDS		RPI 51-100		RPI 101-150		RPI 150+							
14-19-0		1-6-0		4-7-0		OVERALL		3-4-0		2-2-0		4-0-0							
11-15-0		0-3-0		2-6-0		HOME		3-4-0		2-2-0		4-0-0							
3-4-0		1-2-0		2-1-0		AWAY		0-0-0		0-0-0		0-0-0							
0-0-0		0-0-0		0-0-0		NEUTRAL		0-0-0		0-0-0		0-0-0							
12-12-0		1-3-0		2-6-0		NON-CONFERENCE		3-1-0		2-2-0		4-0-0							
11-9-0		0-0-0		2-6-0		HOME		3-1-0		2-2-0		4-0-0							
1-3-0		1-3-0		0-0-		AWAY		0-0-0		0-0-0		0-0-0							
0-0-0		0-0-0		0-0-0		NEUTRAL		0-0-0		0-0-0		0-0-0							
2-7-0		0-3-0		2-1-0		CONFERENCE		0-3-0		0-0-0		0-0-0							
0-6-0		0-3-0		0-0-0		HOME		0-3-0		0-0-0		0-0-0							
2-1-0		0-0-0		2-1-0		AWAY		0-0-0		0-0-0		0-0-0							
0-0-0		0-0-0		0-0-0		NEUTRAL		0-0-0		0-0-0		0-0-0							
RPI	S	Opponent		Score		RPI	S	Opponent		Score		RPI	S	Opponent		Score			
3	A	Texas		2	3	28	H	Oregon		5	6	56	H	UC Irvine		2	3		
3	A	Texas		2	3	28	H	Oregon		2	10	56	H	UC Irvine		1	7		
3	A	Texas		6	1	28	H	Oregon		2	3	56	H	UC Irvine		8	15		
3	A	Texas		1	4	28	H	Oregon		5	10	75	H	UAB		3	2		
12	H	Cal Poly		2	3	33	A	UC Santa Barbara		7	8	75	H	UAB		0	5		
12	H	Cal Poly		3	4	33	A	UC Santa Barbara		3	1	75	H	UAB		5	4		
12	H	Cal Poly		3	8	33	A	UC Santa Barbara		12	4	75	H	UAB		4	2		
						39	H	Pepperdine		3	7								
						39	H	Pepperdine		6	1								
						39	H	Pepperdine		2	0								
						39	H	Pepperdine		1	2								
LAST 10 GAMES																			
						12	H	Cal Poly		3	8	56	H	UC Irvine		1	7		
						12	H	Cal Poly		3	4	33	A	UC Santa Barbara		12	4		
						12	H	Cal Poly		2	3	33	A	UC Santa Barbara		7	8		
						56	H	UC Irvine		8	15	33	A	UC Santa Barbara		3	1		
						56	H	UC Irvine		2	3	75	H	UAB		4	2		

Non-Div. I Games:

Hawaii

Average RPI Win:	138	WON-LOST RECORD	WINNING PCT. RANK	LAST 10 GAMES	STRENGTH OF SCHEDULE	OPP. STRENGTH OF SCHEDULE	TEAM RPI	ADJ RPI	CONF. RPI	ADJ CONF. RPI		
DIV. I ONLY		22-15-0	.59459	83	5-5-0	58	20	52	.54833	52	1	1
DIV. I NON-CONF.		15-7-0	.68182	42	1-1-0	200	126	115	.5155	115	1	1
<hr/>												
TOTALS	RPI 1-25	RPI 26-50		W-L RECORDS		RPI 51-100		RPI 101-150		RPI 150+		
22-15-0	5-5-0	2-4-0		OVERALL		1-4-0		1-0-0		13-2-0		
17-7-0	3-4-0	0-0-0		HOME		1-1-0		1-0-0		12-2-0		
5-8-0	2-1-0	2-4-0		AWAY		0-3-0		0-0-0		1-0-0		
0-0-0	0-0-0	0-0-0		NEUTRAL		0-0-0		0-0-0		0-0-0		
<hr/>												
15-7-0	0-1-0	0-0-0		NON-CONFERENCE		1-4-0		1-0-0		13-2-0		
14-4-0	0-1-0	0-0-0		HOME		1-1-0		1-0-0		12-2-0		
1-3-0	0-0-0	0-0-		AWAY		0-3-0		0-0-0		1-0-0		
0-0-0	0-0-0	0-0-0		NEUTRAL		0-0-0		0-0-0		0-0-0		
<hr/>												
7-8-0	5-4-0	2-4-0		CONFERENCE		0-0-0		0-0-0		0-0-0		
3-3-0	3-3-0	0-0-0		HOME		0-0-0		0-0-0		0-0-0		
4-5-0	2-1-0	2-4-0		AWAY		0-0-0		0-0-0		0-0-0		
0-0-0	0-0-0	0-0-0		NEUTRAL		0-0-0		0-0-0		0-0-0		
<hr/>												
RPI S	Opponent	Score		RPI S	Opponent	Score		RPI S	Opponent	Score		
1 H	Florida	4	3	41 A	Georgia	1	6	55 H	Sam Houston St.	1	8	
1 H	Florida	3	5	41 A	Georgia	2	3	69 A	Fresno St.	5	6	
1 H	Florida	5	4	41 A	Georgia	9	5	69 A	Fresno St.	0	5	
6 H	Houston	8	10	47 A	Auburn	9	0	69 A	Fresno St.	0	1	
14 A	Vanderbilt	5	8	47 A	Auburn	0	4	93 H	Columbia	8	7	
14 A	Vanderbilt	10	4	47 A	Auburn	2	5					
14 A	Vanderbilt	8	2									
23 H	Alabama	13	8									
23 H	Alabama	4	6									
23 H	Alabama	1	5									
				LAST 10 GAMES								
				14 A	Vanderbilt	8	2	23 H	Alabama	4	6	
				14 A	Vanderbilt	5	8	23 H	Alabama	1	5	
				14 A	Vanderbilt	10	4	6 H	Houston	8	10	
				298 H	Prairie View	8	2	41 A	Georgia	9	5	
				23 H	Alabama	13	8	41 A	Georgia	1	6	

Non-Div. I Games:

Texas A&amp;M

Average RPI Win:		132	WON-LOST RECORD		WINNING PCT. RANK		LAST 10 GAMES		STRENGTH OF SCHEDULE		OPP. STRENGTH OF SCHEDULE		TEAM RPI		ADJ RPI		CONF. RPI		ADJ CONF. RPI	
DIV. I ONLY			16-15-0		.51613 133		3-7-0		70		57		53		.54825 53		2		2	
DIV. I NON-CONF.			14-9-0		.6087 79		1-1-0		112		53		30		.56703 30		2		2	
TOTALS		RPI 1-25		RPI 26-50		W-L RECORDS		RPI 51-100		RPI 101-150		RPI 150+								
16-15-0		0-1-0		0-4-0		OVERALL		5-7-0		5-0-0		6-3-0								
3-3-0		0-0-0		0-0-0		HOME		2-3-0		1-0-0		0-0-0								
10-10-0		0-1-0		0-3-0		AWAY		3-4-0		3-0-0		4-2-0								
3-2-0		0-0-0		0-1-0		NEUTRAL		0-0-0		1-0-0		2-1-0								
14-9-0		0-1-0		0-1-0		NON-CONFERENCE		3-4-0		5-0-0		6-3-0								
1-0-0		0-0-0		0-0-0		HOME		0-0-0		1-0-0		0-0-0								
10-7-0		0-1-0		0-0-		AWAY		3-4-0		3-0-0		4-2-0								
3-2-0		0-0-0		0-1-0		NEUTRAL		0-0-0		1-0-0		2-1-0								
2-6-0		0-0-0		0-3-0		CONFERENCE		2-3-0		0-0-0		0-0-0								
2-3-0		0-0-0		0-0-0		HOME		2-3-0		0-0-0		0-0-0								
0-3-0		0-0-0		0-3-0		AWAY		0-0-0		0-0-0		0-0-0								
0-0-0		0-0-0		0-0-0		NEUTRAL		0-0-0		0-0-0		0-0-0								
RPI	S	Opponent		Score		RPI	S	Opponent		Score		RPI	S	Opponent		Score				
17	A	UNLV		3 4		27	N	Louisville		6 7		64	A	San Diego St.		6 2				
						34	A	TCU		0 8		64	A	San Diego St.		1 2				
						34	A	TCU		1 3		64	A	San Diego St.		3 7				
						34	A	TCU		3 4		70	H	Oklahoma St.		4 7				
												70	H	Oklahoma St.		0 6				
												70	H	Oklahoma St.		2 9				
												73	H	Baylor		4 1				
												73	H	Baylor		8 7				
												84	A	North Carolina		5 1				
												97	A	UNC Wilmington		10 13				
												97	A	UNC Wilmington		1 2				
												97	A	UNC Wilmington		9 3				
														116 A Pittsburgh		6 4				
														116 H Pittsburgh		6 3				
														121 A UC Riverside		2 1				
														121 A UC Riverside		7 4				
														137 N Duke		3 1				
														158 N Sacramento St.		8 1				
														181 A Citadel		10 2				
														189 A Cal St. Northridge		5 4				
														189 A Cal St. Northridge		14 11				
														189 A Cal St. Northridge		2 4				
														191 A Penn St.		4 8				
														192 N Delaware		1 3				
														198 N James Madison		5 1				
														202 A Coastal Caro.		6 2				
LAST 10 GAMES																				
						70	H	Oklahoma St.		4 7		34	A	TCU		0 8				
						70	H	Oklahoma St.		2 9		34	A	TCU		3 4				
						70	H	Oklahoma St.		0 6		116	A	Pittsburgh		6 4				
						191	A	Penn St.		4 8		73	H	Baylor		4 1				
						34	A	TCU		1 3		73	H	Baylor		8 7				

Non-Div. I Games:

West Virginia

Average RPI Win:	118	WON-LOST	WINNING	LAST 10	STRENGTH OF	OPP. STRENGTH	TEAM	ADJ	CONF.	ADJ CONF.	
Average RPI Loss:	111	RECORD	PCT. RANK	GAMES	SCHEDULE	OF SCHEDULE	RPI	RPI	RPI	RPI	
DIV. I ONLY	23-15-0	.60526	76	5-5-0	94	52	54	.54578	54	3	3
DIV. I NON-CONF.	12-8-0	.6	81	1-2-0	98	121	90	.52424	90	4	4
<hr/>											
TOTALS	RPI 1-25	RPI 26-50		W-L RECORDS	RPI 51-100		RPI 101-150		RPI 150+		
23-15-0	2-1-0	4-4-0		OVERALL	5-2-0		3-2-0		9-6-0		
13-7-0	2-1-0	2-2-0		HOME	2-0-0		3-1-0		4-3-0		
9-8-0	0-0-0	2-2-0		AWAY	2-2-0		0-1-0		5-3-0		
1-0-0	0-0-0	0-0-0		NEUTRAL	1-0-0		0-0-0		0-0-0		
<hr/>											
12-8-0	0-0-0	1-1-0		NON-CONFERENCE	4-0-0		3-2-0		4-5-0		
10-4-0	0-0-0	1-0-0		HOME	2-0-0		3-1-0		4-3-0		
1-4-0	0-0-0	0-0-		AWAY	1-0-0		0-1-0		0-2-0		
1-0-0	0-0-0	0-0-0		NEUTRAL	1-0-0		0-0-0		0-0-0		
<hr/>											
11-7-0	2-1-0	3-3-0		CONFERENCE	1-2-0		0-0-0		5-1-0		
3-3-0	2-1-0	1-2-0		HOME	0-0-0		0-0-0		0-0-0		
8-4-0	0-0-0	2-1-0		AWAY	1-2-0		0-0-0		5-1-0		
0-0-0	0-0-0	0-0-0		NEUTRAL	0-0-0		0-0-0		0-0-0		
<hr/>											
RPI S	Opponent	Score	RPI S	Opponent	Score	RPI S	Opponent	Score	RPI S	Opponent	Score
22 H	Maryland	6 4	29 H	Clemson	4 3	63 H	VMI	9 3	105 H	Towson	4 5
22 H	Maryland	3 11	29 H	Clemson	4 7	74 N	East Carolina	5 4	111 A	Davidson	6 7
22 H	Maryland	5 2	29 H	Clemson	6 16	76 A	Elon	3 2	111 H	Davidson	4 3
			35 A	Georgia Tech	1 5	78 H	Missouri	1 0	125 H	Stony Brook	4 3
			35 A	Georgia Tech	12 8	84 A	North Carolina	6 5	148 H	Radford	5 4
			35 A	Georgia Tech	9 2	84 A	North Carolina	0 9	161 H	Saint Louis	3 2
			45 A	High Point	1 5	84 A	North Carolina	3 4	162 H	Marshall	1 4
			45 H	High Point	10 6				162 H	Marshall	4 3
									182 A	UNC Greensboro	10 11
									182 H	UNC Greensboro	2 4
									194 A	Boston College	8 0
									194 A	Boston College	1 2
									194 A	Boston College	6 2
									199 H	Cincinnati	0 5
									201 H	Georgetown	3 2
									202 A	Coastal Caro.	3 7
									208 A	Notre Dame	1 0
									208 A	Notre Dame	7 5
									208 A	Notre Dame	10 2
									239 H	Saint Peter's	8 2
<hr/>											
LAST 10 GAMES											
			84 A	North Carolina	6 5	22 H	Maryland	5 2			
			84 A	North Carolina	3 4	22 H	Maryland	6 4			
			84 A	North Carolina	0 9	45 H	High Point	10 6			
			182 H	UNC Greensboro	2 4	45 A	High Point	1 5			
			22 H	Maryland	3 11	208 A	Notre Dame	7 5			

Non-Div. I Games:

Wake Forest



Average RPI Win:	156	WON-LOST	WINNING	LAST 10	STRENGTH OF	OPP. STRENGTH	TEAM	ADJ	CONF.	ADJ CONF.		
Average RPI Loss:	85	RECORD	PCT. RANK	GAMES	SCHEDULE	OF SCHEDULE	RPI	RPI	RPI	RPI		
DIV. I ONLY		25-11-0	.69444	29	7-3-0	161	63	55	.54573	55	14	14
DIV. I NON-CONF.		14-5-0	.73684	31	1-0-0	142	36	44	.55348	44	14	16
<hr/>												
TOTALS	RPI 1-25	RPI 26-50		W-L RECORDS		RPI 51-100		RPI 101-150		RPI 150+		
25-11-0	2-2-0	3-1-0		OVERALL		7-3-0		0-4-0		13-1-0		
15-5-0	0-1-0	2-1-0		HOME		3-2-0		0-1-0		10-0-0		
8-5-0	1-0-0	0-0-0		AWAY		4-1-0		0-3-0		3-1-0		
2-1-0	1-1-0	1-0-0		NEUTRAL		0-0-0		0-0-0		0-0-0		
<hr/>												
14-5-0	2-2-0	3-1-0		NON-CONFERENCE		2-0-0		0-1-0		7-1-0		
10-3-0	0-1-0	2-1-0		HOME		1-0-0		0-1-0		7-0-0		
2-1-0	1-0-0	0-0-		AWAY		1-0-0		0-0-0		0-1-0		
2-1-0	1-1-0	1-0-0		NEUTRAL		0-0-0		0-0-0		0-0-0		
<hr/>												
11-6-0	0-0-0	0-0-0		CONFERENCE		5-3-0		0-3-0		6-0-0		
5-2-0	0-0-0	0-0-0		HOME		2-2-0		0-0-0		3-0-0		
6-4-0	0-0-0	0-0-0		AWAY		3-1-0		0-3-0		3-0-0		
0-0-0	0-0-0	0-0-0		NEUTRAL		0-0-0		0-0-0		0-0-0		
<hr/>												
RPI S	Opponent	Score		RPI S	Opponent	Score		RPI S	Opponent	Score		
3 N	Texas	2	3	30 H	Dallas Baptist	1	5	52 A	Texas A&M	8	1	
10 N	Texas Tech	10	6	30 H	Dallas Baptist	12	2	58 A	Oral Roberts	4	7	
11 A	Rice	3	1	30 H	Dallas Baptist	4	1	58 A	Oral Roberts	2	1	
11 H	Rice	5	8	34 N	TCU	9	4	58 A	Oral Roberts	7	4	
								73 H	Baylor	4	3	
								88 H	Northwestern St.	1	3	
								88 H	Northwestern St.	1	12	
								88 H	Northwestern St.	9	4	
								91 A	McNeese St.	18	6	
								91 H	McNeese St.	3	1	

Non-Div. I Games:

Sam Houston St.

Average RPI Win: 137		WON-LOST	WINNING	LAST 10	STRENGTH OF		OPP. STRENGTH	TEAM	ADJ	CONF.	ADJ CONF.
Average RPI Loss: 72		RECORD	PCT. RANK	GAMES	SCHEDULE		OF SCHEDULE	RPI	RPI	RPI	RPI
DIV. I ONLY		24-11-0	.68571	34	157		6	56	.54559	56	6
DIV. I NON-CONF.		15-10-0	.6	81	125		22	80	.52932	80	6
TOTALS		RPI 1-25	RPI 26-50		W-L RECORDS		RPI 51-100		RPI 101-150		RPI 150+
24-11-0		0-0-0	2-5-0		OVERALL		6-3-0		5-3-0		11-0-0
16-7-0		0-0-0	1-2-0		HOME		3-2-0		5-3-0		7-0-0
8-4-0		0-0-0	1-3-0		AWAY		3-1-0		0-0-0		4-0-0
0-0-0		0-0-0	0-0-0		NEUTRAL		0-0-0		0-0-0		0-0-0
15-10-0		0-0-0	2-5-0		NON-CONFERENCE		2-3-0		3-2-0		8-0-0
10-6-0		0-0-0	1-2-0		HOME		2-2-0		3-2-0		4-0-0
5-4-0		0-0-0	1-0-		AWAY		0-1-0		0-0-0		4-0-0
0-0-0		0-0-0	0-0-0		NEUTRAL		0-0-0		0-0-0		0-0-0
9-1-0		0-0-0	0-0-0		CONFERENCE		4-0-0		2-1-0		3-0-0
6-1-0		0-0-0	0-0-0		HOME		1-0-0		2-1-0		3-0-0
3-0-0		0-0-0	0-0-0		AWAY		3-0-0		0-0-0		0-0-0
0-0-0		0-0-0	0-0-0		NEUTRAL		0-0-0		0-0-0		0-0-0
RPI S	Opponent	Score	RPI S	Opponent	Score	RPI S	Opponent	Score	RPI S	Opponent	Score
36 A	Nebraska	4 13	36 A	Nebraska	4 7	51 A	Hawaii	15 8	121 H	UC Riverside	1 3
36 A	Nebraska	4 7	36 A	Nebraska	7 6	51 A	Hawaii	7 1	121 H	UC Riverside	4 2
36 A	Nebraska	7 6	36 A	Nebraska	5 2	51 A	Hawaii	3 2	121 H	UC Riverside	8 0
38 H	Arizona St.	5 2	38 H	Arizona St.	0 2	69 H	Fresno St.	0 2	128 H	Grand Canyon	1 9
39 A	Pepperdine	3 4	39 A	Pepperdine	7 8	69 H	Fresno St.	7 8	128 H	Grand Canyon	4 0
39 H	Pepperdine	0 6	39 H	Pepperdine	1 0	69 H	Fresno St.	1 0	128 H	Grand Canyon	2 0
40 H	San Diego	3 6	40 H	San Diego	0 5	82 A	UCLA	0 5	135 H	Wright St.	1 3
						86 H	Long Beach St.	7 2	140 H	Loyola Marymount	3 2
						94 H	Southern California	6 4	151 H	Gonzaga	11 2
									151 H	Gonzaga	3 1
									151 H	Gonzaga	1 0
									189 H	Cal St. Northridge	5 4
									189 H	Cal St. Northridge	10 2
									189 H	Cal St. Northridge	7 5
									222 A	Portland	5 1
									222 A	Portland	5 3
									222 A	Portland	6 2
									249 A	Bakersfield	7 4
									249 H	Bakersfield	3 2
LAST 10 GAMES						51 A	Hawaii	3 2			
189 H	Cal St. Northridge	10 2	51 A	Hawaii	7 1						
189 H	Cal St. Northridge	5 4	39 A	Pepperdine	3 4						
189 H	Cal St. Northridge	7 5	121 H	UC Riverside	1 3						
40 H	San Diego	3 6	121 H	UC Riverside	4 2						
51 A	Hawaii	15 8									

Non-Div. I Games:

UC Irvine

Average RPI Win: 122		WON-LOST	WINNING	LAST 10	STRENGTH OF		OPP. STRENGTH	TEAM	ADJ	CONF.	ADJ CONF.
Average RPI Loss: 106		RECORD	PCT. RANK	GAMES	SCHEDULE		OF SCHEDULE	RPI	RPI	RPI	RPI
DIV. I ONLY		19-18-0	.51351	139	3-7-0		18	146	57	.5455	57
DIV. I NON-CONF.		15-10-0	.6	81	1-3-0		39	210	37	.55869	37
TOTALS		RPI 1-25	RPI 26-50		W-L RECORDS		RPI 51-100		RPI 101-150		RPI 150+
19-18-0		2-3-0	2-2-0		OVERALL		6-4-0		2-3-0		7-6-0
11-7-0		0-1-0	0-0-0		HOME		4-2-0		1-2-0		6-2-0
8-10-0		2-2-0	2-2-0		AWAY		2-2-0		1-1-0		1-3-0
0-1-0		0-0-0	0-0-0		NEUTRAL		0-0-0		0-0-0		0-1-0
15-10-0		1-1-0	1-0-0		NON-CONFERENCE		5-2-0		2-3-0		6-4-0
9-3-0		0-1-0	0-0-0		HOME		3-0-0		1-2-0		5-0-0
6-6-0		1-0-0	1-0-		AWAY		2-2-0		1-1-0		1-3-0
0-1-0		0-0-0	0-0-0		NEUTRAL		0-0-0		0-0-0		0-1-0
4-8-0		1-2-0	1-2-0		CONFERENCE		1-2-0		0-0-0		1-2-0
2-4-0		0-0-0	0-0-0		HOME		1-2-0		0-0-0		1-2-0
2-4-0		1-2-0	1-2-0		AWAY		0-0-0		0-0-0		0-0-0
0-0-0		0-0-0	0-0-0		NEUTRAL		0-0-0		0-0-0		0-0-0
RPI S	Opponent	Score	RPI S	Opponent	Score	RPI S	Opponent	Score	RPI S	Opponent	Score
5 A	Ole Miss	4 1	27 A	Louisville	4 5	65 A	Arkansas St.	7 10	123 H	Central Ark.	4 8
5 H	Ole Miss	1 9	27 A	Louisville	7 8	72 A	Samford	8 3	123 H	Central Ark.	2 1
6 A	Houston	2 6	27 A	Louisville	3 2	72 A	Samford	11 6	123 H	Central Ark.	2 4
6 A	Houston	2 1	42 A	Mississippi St.	6 4	72 A	Samford	2 3	142 A	Middle Tenn.	8 4
6 A	Houston	3 6				79 H	UCF	8 9	142 A	Middle Tenn.	5 6
						79 H	UCF	2 1	161 A	Saint Louis	4 6
						79 H	UCF	0 10	161 A	Saint Louis	9 7
						85 H	Southeast Mo. St.	3 2	161 A	Saint Louis	5 7
						85 H	Southeast Mo. St.	8 4	193 A	Belmont	5 12
						85 H	Southeast Mo. St.	9 5	193 H	Belmont	2 1
									207 N	Austin Peay	3 5
									211 H	Western Mich.	4 2
									211 H	Western Mich.	3 2
									211 H	Western Mich.	5 2
									219 H	Temple	3 4
									219 H	Temple	13 7
									219 H	Temple	1 3
									282 H	Murray St.	12 8
LAST 10 GAMES											
79 H	UCF	0 10	27 A	Louisville	7 8						
79 H	UCF	8 9	27 A	Louisville	3 2						
79 H	UCF	2 1	27 A	Louisville	4 5						
207 N	Austin Peay	3 5	142 A	Middle Tenn.	8 4						
5 H	Ole Miss	1 9	142 A	Middle Tenn.	5 6						

Non-Div. I Games:

Memphis

Average RPI Win:		136	WON-LOST RECORD		WINNING PCT. RANK		LAST 10 GAMES		STRENGTH OF SCHEDULE		OPP. STRENGTH OF SCHEDULE		TEAM RPI		ADJ RPI		CONF. RPI		ADJ CONF. RPI				
DIV. I ONLY			19-16-0		.54286 121		7-3-0		43		79		58		.54542 58		14		14				
DIV. I NON-CONF.			11-8-0		.57895 98		3-0-0		29		61		38		.55841 38		14		16				
TOTALS		RPI 1-25		RPI 26-50		W-L RECORDS		RPI 51-100		RPI 101-150		RPI 150+											
19-16-0		0-3-0		1-2-0		OVERALL		9-9-0		4-2-0		5-0-0											
11-7-0		0-0-0		0-0-0		HOME		6-7-0		0-0-0		5-0-0											
8-9-0		0-3-0		1-2-0		AWAY		3-2-0		4-2-0		0-0-0											
0-0-0		0-0-0		0-0-0		NEUTRAL		0-0-0		0-0-0		0-0-0											
11-8-0		0-3-0		1-2-0		NON-CONFERENCE		6-3-0		0-0-0		4-0-0											
8-3-0		0-0-0		0-0-0		HOME		4-3-0		0-0-0		4-0-0											
3-5-0		0-3-0		1-0-		AWAY		2-0-0		0-0-0		0-0-0											
0-0-0		0-0-0		0-0-0		NEUTRAL		0-0-0		0-0-0		0-0-0											
8-8-0		0-0-0		0-0-0		CONFERENCE		3-6-0		4-2-0		1-0-0											
3-4-0		0-0-0		0-0-0		HOME		2-4-0		0-0-0		1-0-0											
5-4-0		0-0-0		0-0-0		AWAY		1-2-0		4-2-0		0-0-0											
0-0-0		0-0-0		0-0-0		NEUTRAL		0-0-0		0-0-0		0-0-0											
RPI	S	Opponent		Score		RPI	S	Opponent		Score		RPI	S	Opponent		Score		RPI	S	Opponent		Score	
10	A	Texas Tech		2	3	30	A	Dallas Baptist		6	4	55	H	Sam Houston St.		4	7	124	A	Nicholls St.		3	2
10	A	Texas Tech		1	4	30	A	Dallas Baptist		5	10	55	H	Sam Houston St.		1	2	124	A	Nicholls St.		1	2
10	A	Texas Tech		2	7	30	A	Dallas Baptist		4	5	55	H	Sam Houston St.		7	4	124	A	Nicholls St.		6	10
												60	A	Kansas		8	7	129	A	Stephen F. Austin		4	0
												83	H	Wichita St.		9	4	129	A	Stephen F. Austin		11	1
												85	H	Southeast Mo. St.		4	10	129	A	Stephen F. Austin		7	1
												85	H	Southeast Mo. St.		5	7	261	H	Incarnate Word		2	0
												85	H	Southeast Mo. St.		6	2	262	H	Harvard		5	3
												87	A	Oklahoma		2	0	262	H	Harvard		6	5
												87	H	Oklahoma		3	0	262	H	Harvard		4	3
												88	H	Northwestern St.		1	3	262	H	Harvard		6	4
												88	H	Northwestern St.		15	0						
												88	H	Northwestern St.		4	6						
												90	H	Missouri St.		2	3						
												90	H	Missouri St.		4	1						
												91	A	McNeese St.		2	0						
												91	A	McNeese St.		6	12						
												91	A	McNeese St.		1	5						
LAST 10 GAMES																							
						129	A	Stephen F. Austin		4	0	55	H	Sam Houston St.		4	7						
						129	A	Stephen F. Austin		7	1	55	H	Sam Houston St.		1	2						
						129	A	Stephen F. Austin		11	1	55	H	Sam Houston St.		7	4						
						83	H	Wichita St.		9	4	90	H	Missouri St.		4	1						
						87	A	Oklahoma		2	0	124	A	Nicholls St.		1	2						

Non-Div. I Games:

Oral Roberts

Average RPI Win: 132		WON-LOST	WINNING	LAST 10	STRENGTH OF		OPP. STRENGTH	TEAM	ADJ	CONF.	ADJ CONF.
Average RPI Loss: 83		RECORD	PCT. RANK	GAMES	SCHEDULE		OF SCHEDULE	RPI	RPI	RPI	RPI
DIV. I ONLY		19-17-0	.52778	131	5-4-0		31	86	59	.54496	59
DIV. I NON-CONF.		12-9-0	.57143	105	2-0-0		61	103	63	.53762	63
TOTALS		RPI 1-25	RPI 26-50		W-L RECORDS		RPI 51-100		RPI 101-150		RPI 150+
19-17-0		2-3-0	0-3-0		OVERALL		7-6-0		4-3-0		6-2-0
13-5-0		0-0-0	0-1-0		HOME		7-3-0		0-0-0		6-1-0
5-11-0		2-3-0	0-2-0		AWAY		0-2-0		3-3-0		0-1-0
1-1-0		0-0-0	0-0-0		NEUTRAL		0-1-0		1-0-0		0-0-0
12-9-0		1-1-0	0-3-0		NON-CONFERENCE		4-3-0		1-0-0		6-2-0
10-2-0		0-0-0	0-1-0		HOME		4-0-0		0-0-0		6-1-0
1-6-0		1-1-0	0-0-		AWAY		0-2-0		0-0-0		0-1-0
1-1-0		0-0-0	0-0-0		NEUTRAL		0-1-0		1-0-0		0-0-0
7-8-0		1-2-0	0-0-0		CONFERENCE		3-3-0		3-3-0		0-0-0
3-3-0		0-0-0	0-0-0		HOME		3-3-0		0-0-0		0-0-0
4-5-0		1-2-0	0-0-0		AWAY		0-0-0		3-3-0		0-0-0
0-0-0		0-0-0	0-0-0		NEUTRAL		0-0-0		0-0-0		0-0-0
RPI S	Opponent	Score	RPI S	Opponent	Score	RPI S	Opponent	Score	RPI S	Opponent	Score
7 A	La.-Lafayette	14 3	27 H	Louisville	3 5	65 H	Arkansas St.	9 6	116 N	Pittsburgh	3 2
7 A	La.-Lafayette	9 10	41 A	Georgia	7 26	65 H	Arkansas St.	8 6	133 A	Troy	6 11
7 A	La.-Lafayette	4 7	41 A	Georgia	6 8	65 H	Arkansas St.	5 7	133 A	Troy	5 10
14 A	Vanderbilt	3 2				66 N	Ohio St.	4 5	133 A	Troy	5 4
15 A	Kentucky	3 10				74 A	East Carolina	1 2	149 A	Georgia St.	4 3
						92 A	Lipscomb	2 10	149 A	Georgia St.	6 5
						92 H	Lipscomb	3 2	149 A	Georgia St.	5 6
						95 H	Illinois	1 0	164 H	Southern Ill.	2 3
						95 H	Illinois	5 3	164 H	Southern Ill.	6 4
						95 H	Illinois	4 3	164 H	Southern Ill.	6 1
						99 H	Texas St.	5 7	193 A	Belmont	3 7
						99 H	Texas St.	4 13	207 H	Austin Peay	5 2
						99 H	Texas St.	4 1	267 H	UNC Asheville	13 2
									267 H	UNC Asheville	6 4
									267 H	UNC Asheville	8 5
LAST 10 GAMES											
133 A	Troy	5 10	65 H	Arkansas St.	8 6						
133 A	Troy	6 11	92 H	Lipscomb	3 2						
133 A	Troy	5 4	207 H	Austin Peay	5 2						
65 H	Arkansas St.	5 7	7 A	La.-Lafayette	4 7						
65 H	Arkansas St.	9 6	7 A	La.-Lafayette	9 10						

Non-Div. I Games:

Western Ky.

Average RPI Win: 139		WON-LOST	WINNING	LAST 10	STRENGTH OF	OPP. STRENGTH	TEAM	ADJ	CONF.	ADJ CONF.							
Average RPI Loss: 74		RECORD	PCT. RANK	GAMES	SCHEDULE	OF SCHEDULE	RPI	RPI	RPI	RPI							
DIV. I ONLY		22-15-0	.59459	83	5-5-0	109	37	60	.54455	60	2	2					
DIV. I NON-CONF.		16-9-0	.64	64	1-2-0	248	46	95	.52329	95	2	2					
<hr/>																	
TOTALS		RPI 1-25		RPI 26-50		W-L RECORDS		RPI 51-100		RPI 101-150		RPI 150+					
22-15-0		2-1-0		2-6-0		OVERALL		4-4-0		5-2-0		9-2-0					
5-6-0		0-0-0		1-2-0		HOME		2-3-0		0-0-0		2-1-0					
6-8-0		2-1-0		1-4-0		AWAY		2-1-0		1-2-0		0-0-0					
11-1-0		0-0-0		0-0-0		NEUTRAL		0-0-0		4-0-0		7-1-0					
16-9-0		0-0-0		1-4-0		NON-CONFERENCE		1-1-0		5-2-0		9-2-0					
3-2-0		0-0-0		0-0-0		HOME		1-1-0		0-0-0		2-1-0					
2-6-0		0-0-0		1-0-		AWAY		0-0-0		1-2-0		0-0-0					
11-1-0		0-0-0		0-0-0		NEUTRAL		0-0-0		4-0-0		7-1-0					
6-6-0		2-1-0		1-2-0		CONFERENCE		3-3-0		0-0-0		0-0-0					
2-4-0		0-0-0		1-2-0		HOME		1-2-0		0-0-0		0-0-0					
4-2-0		2-1-0		0-0-0		AWAY		2-1-0		0-0-0		0-0-0					
0-0-0		0-0-0		0-0-0		NEUTRAL		0-0-0		0-0-0		0-0-0					
RPI	S	Opponent		Score		RPI	S	Opponent		Score		RPI	S	Opponent		Score	
3	A	Texas		3 2		26	A	Stanford		4 5		58	H	Oral Roberts		7 8	
3	A	Texas		6 1		26	A	Stanford		0 1		61	A	Kansas St.		6 3	
3	A	Texas		1 2		26	A	Stanford		4 2		61	A	Kansas St.		0 10	
						34	H	TCU		1 3		61	A	Kansas St.		2 1	
						34	H	TCU		5 1		83	H	Wichita St.		4 2	
						34	H	TCU		2 5		87	H	Oklahoma		1 2	
						49	A	New Mexico		4 10		87	H	Oklahoma		1 2	
						49	A	New Mexico		3 6		87	H	Oklahoma		4 3	

Non-Div. I Games:

Kansas

Average RPI Win: 150		WON-LOST RECORD		WINNING PCT. RANK		LAST 10 GAMES		STRENGTH OF SCHEDULE		OPP. STRENGTH OF SCHEDULE		TEAM RPI		ADJ RPI		CONF. RPI		ADJ CONF. RPI	
DIV. I ONLY		20-16-0		.55556 116		4-6-0		66		121		62		.54321 61		2		2	
DIV. I NON-CONF.		18-9-0		.66667 49		3-1-0		124		175		42		.55448 42		2		2	
TOTALS		RPI 1-25		RPI 26-50		W-L RECORDS		RPI 51-100		RPI 101-150		RPI 150+							
20-16-0		0-6-0		2-0-0		OVERALL		4-4-0		7-3-0		7-3-0							
12-2-0		0-0-0		1-0-0		HOME		2-2-0		3-0-0		6-0-0							
5-12-0		0-6-0		1-0-0		AWAY		1-2-0		2-2-0		1-2-0							
3-2-0		0-0-0		0-0-0		NEUTRAL		1-0-0		2-1-0		0-1-0							
18-9-0		0-3-0		2-0-0		NON-CONFERENCE		2-0-0		7-3-0		7-3-0							
11-0-0		0-0-0		1-0-0		HOME		1-0-0		3-0-0		6-0-0							
4-7-0		0-3-0		1-0-		AWAY		0-0-0		2-2-0		1-2-0							
3-2-0		0-0-0		0-0-0		NEUTRAL		1-0-0		2-1-0		0-1-0							
2-7-0		0-3-0		0-0-0		CONFERENCE		2-4-0		0-0-0		0-0-0							
1-2-0		0-0-0		0-0-0		HOME		1-2-0		0-0-0		0-0-0							
1-5-0		0-3-0		0-0-0		AWAY		1-2-0		0-0-0		0-0-0							
0-0-0		0-0-0		0-0-0		NEUTRAL		0-0-0		0-0-0		0-0-0							
RPI S	Opponent	Score		RPI S	Opponent	Score		RPI S	Opponent	Score		RPI S	Opponent	Score					
10 A	Texas Tech	4	7	36 A	Nebraska	10	6	60 H	Kansas	3	6	114 H	Iowa	12	8				
10 A	Texas Tech	3	4	36 H	Nebraska	12	6	60 H	Kansas	10	0	114 H	Iowa	5	2				
10 A	Texas Tech	7	11					60 H	Kansas	1	2	114 H	Iowa	3	2				
12 A	Cal Poly	2	5					83 H	Wichita St.	3	2	119 A	Creighton	8	2				
12 A	Cal Poly	0	3					87 A	Oklahoma	2	11	119 A	Creighton	8	5				
12 A	Cal Poly	1	10					87 A	Oklahoma	4	11	119 A	Creighton	3	4				
								87 A	Oklahoma	5	0	128 N	Grand Canyon	11	1				
								90 N	Missouri St.	8	3	128 N	Grand Canyon	9	4				
												145 N	UC Davis	5	10				
												146 A	San Francisco	6	7				
												209 A	St. Mary's (CA)	3	7				
												209 A	St. Mary's (CA)	9	4				
												220 H	Air Force	17	2				
												220 H	Air Force	4	0				
												222 N	Portland	2	5				
												234 A	Omaha	5	6				
												234 H	Omaha	6	5				
												299 H	Northern Colo.	24	3				
												299 H	Northern Colo.	10	0				
												299 H	Northern Colo.	11	0				
LAST 10 GAMES																			
10 A	Texas Tech	7	11	60 H	Kansas	1	2												
10 A	Texas Tech	4	7	60 H	Kansas	3	6												
10 A	Texas Tech	3	4	60 H	Kansas	10	0												
36 A	Nebraska	10	6	234 A	Omaha	5	6												
83 H	Wichita St.	3	2	119 A	Creighton	8	2												

Non-Div. I Games:

Kansas St.

Average RPI Win:	91	WON-LOST RECORD	WINNING PCT. RANK	LAST 10 GAMES	STRENGTH OF SCHEDULE	OPP. STRENGTH OF SCHEDULE	TEAM RPI	ADJ RPI	CONF. RPI	ADJ CONF. RPI	
DIV. I ONLY		15-17-0	.46875 166	4-6-0	17	15	63	.54218 62	4	4	
DIV. I NON-CONF.		11-8-0	.57895 98	0-1-0	1	27	5	.60657 5	3	3	
<hr/>											
TOTALS	RPI 1-25	RPI 26-50		W-L RECORDS	RPI 51-100		RPI 101-150		RPI 150+		
15-17-0	3-5-0	3-3-0		OVERALL	4-4-0		0-4-0		5-1-0		
7-8-0	2-2-0	0-1-0		HOME	2-3-0		0-1-0		3-1-0		
4-9-0	1-3-0	3-2-0		AWAY	0-1-0		0-3-0		0-0-0		
4-0-0	0-0-0	0-0-0		NEUTRAL	2-0-0		0-0-0		2-0-0		
11-8-0	3-5-0	2-0-0		NON-CONFERENCE	4-1-0		0-1-0		2-1-0		
4-4-0	2-2-0	0-0-0		HOME	2-0-0		0-1-0		0-1-0		
3-4-0	1-3-0	2-0-		AWAY	0-1-0		0-0-0		0-0-0		
4-0-0	0-0-0	0-0-0		NEUTRAL	2-0-0		0-0-0		2-0-0		
4-9-0	0-0-0	1-3-0		CONFERENCE	0-3-0		0-3-0		3-0-0		
3-4-0	0-0-0	0-1-0		HOME	0-3-0		0-0-0		3-0-0		
1-5-0	0-0-0	1-2-0		AWAY	0-0-0		0-3-0		0-0-0		
0-0-0	0-0-0	0-0-0		NEUTRAL	0-0-0		0-0-0		0-0-0		
RPI S	Opponent	Score	RPI S	Opponent	Score	RPI S	Opponent	Score	RPI S	Opponent	Score
3 H	Texas	7 0	26 H	Stanford	1 11	69 A	Fresno St.	0 6	109 A	Washington St.	1 3
3 H	Texas	2 6	38 A	Arizona St.	5 3	71 H	Arkansas	4 3	109 A	Washington St.	0 3
3 H	Texas	2 1	38 A	Arizona St.	2 3	71 H	Arkansas	2 1	109 A	Washington St.	5 6
3 H	Texas	0 5	38 A	Arizona St.	1 4	73 N	Baylor	8 5	146 H	San Francisco	0 1
12 A	Cal Poly	1 4	40 A	San Diego	5 2	73 N	Baylor	5 3	153 H	Utah	4 2
12 A	Cal Poly	8 3	47 A	Auburn	5 0	82 H	UCLA	2 3	153 H	Utah	8 7
12 A	Cal Poly	4 8				82 H	UCLA	1 3	153 H	Utah	5 4
12 A	Cal Poly	8 16				82 H	UCLA	1 6	157 H	Tulane	5 10
									196 N	East Tenn. St.	3 0
									277 N	Ark.-Pine Bluff	8 3
<hr/>											
			LAST 10 GAMES								
			38 A Arizona St.			109 A Washington St.			0 3		
			38 A Arizona St.			153 H Utah			8 7		
			38 A Arizona St.			153 H Utah			5 4		
			109 A Washington St.			153 H Utah			4 2		
			109 A Washington St.			12 A Cal Poly			8 16		

Non-Div. I Games:

California





Average RPI Win:		142	WON-LOST RECORD		WINNING PCT. RANK		LAST 10 GAMES		STRENGTH OF SCHEDULE		OPP. STRENGTH OF SCHEDULE		TEAM RPI		ADJ RPI		CONF. RPI		ADJ CONF. RPI					
DIV. I ONLY			25-11-0		.69444		29		5-5-0		214		36		65		.5419		64		7		7	
DIV. I NON-CONF.			15-3-0		.83333		13		1-1-0		250		17		33		.56527		33		7		7	
TOTALS		RPI 1-25		RPI 26-50		W-L RECORDS		RPI 51-100		RPI 101-150		RPI 150+												
25-11-0		1-2-0		1-1-0		OVERALL		4-2-0		5-4-0		14-2-0												
18-3-0		0-0-0		1-0-0		HOME		4-2-0		4-1-0		9-0-0												
7-8-0		1-2-0		0-1-0		AWAY		0-0-0		1-3-0		5-2-0												
0-0-0		0-0-0		0-0-0		NEUTRAL		0-0-0		0-0-0		0-0-0												
15-3-0		0-0-0		1-1-0		NON-CONFERENCE		2-1-0		3-0-0		9-1-0												
11-1-0		0-0-0		1-0-0		HOME		2-1-0		2-0-0		6-0-0												
4-2-0		0-0-0		0-0-		AWAY		0-0-0		1-0-0		3-1-0												
0-0-0		0-0-0		0-0-0		NEUTRAL		0-0-0		0-0-0		0-0-0												
10-8-0		1-2-0		0-0-0		CONFERENCE		2-1-0		2-4-0		5-1-0												
7-2-0		0-0-0		0-0-0		HOME		2-1-0		2-1-0		3-0-0												
3-6-0		1-2-0		0-0-0		AWAY		0-0-0		0-3-0		2-1-0												
0-0-0		0-0-0		0-0-0		NEUTRAL		0-0-0		0-0-0		0-0-0												
RPI	S	Opponent		Score		RPI	S	Opponent		Score		RPI	S	Opponent		Score								
17	A	UNLV		4 5		40	A	San Diego		1 7		53	H	West Virginia		2 6		104	A	Nevada		4 11		
17	A	UNLV		1 9		40	H	San Diego		8 5		53	H	West Virginia		2 1		104	A	Nevada		2 4		
17	A	UNLV		5 2								53	H	West Virginia		7 3		104	A	Nevada		0 8		
												69	H	Fresno St.		2 1		104	H	Nevada		3 0		
												69	H	Fresno St.		4 6		104	H	Nevada		10 4		
												69	H	Fresno St.		1 0		104	H	Nevada		3 4		
																		121	A	UC Riverside		8 7		
																		121	H	UC Riverside		4 3		
																		140	H	Loyola Marymount		9 2		
																		152	A	San Jose St.		13 8		
																		152	A	San Jose St.		4 6		
																		152	A	San Jose St.		5 3		
																		173	H	Purdue		11 2		
																		173	H	Purdue		8 7		
																		173	H	Purdue		18 3		
																		173	H	Purdue		6 5		
																		189	A	Cal St. Northridge		12 0		
																		204	H	Santa Clara		4 3		
																		204	H	Santa Clara		12 4		
																		209	A	St. Mary's (CA)		16 6		
																		209	A	St. Mary's (CA)		7 4		
																		209	A	St. Mary's (CA)		0 2		
																		220	H	Air Force		4 3		
																		220	H	Air Force		9 3		
																		220	H	Air Force		5 1		
																		40	A	San Diego		1 7		
																		69	H	Fresno St.		1 0		
																		69	H	Fresno St.		4 6		
LAST 10 GAMES																								
104 A Nevada						4 11						220 H Air Force						9 3						
104 A Nevada						0 8						220 H Air Force						5 1						
104 A Nevada						2 4						40 A San Diego						1 7						
121 H UC Riverside						4 3						69 H Fresno St.						1 0						
220 H Air Force						4 3						69 H Fresno St.						4 6						

**Non-Div. I Games:**

San Diego St.

Average RPI Win: 122		WON-LOST	WINNING	LAST 10	STRENGTH OF		OPP. STRENGTH	TEAM	ADJ		CONF.	ADJ CONF.			
Average RPI Loss: 80		RECORD	PCT. RANK	GAMES	SCHEDULE		OF SCHEDULE	RPI	RPI		RPI	RPI			
DIV. I ONLY		20-15-0	.57143	107	6-4-0		61	70	61	.54182	65	9	9		
DIV. I NON-CONF.		10-10-0	.5	141	1-1-0		19	100	72	.53256	73	9	9		
TOTALS		RPI 1-25	RPI 26-50		W-L RECORDS		RPI 51-100		RPI 101-150		RPI 150+				
20-15-0		0-1-0	1-3-0		OVERALL		6-7-0		10-3-0		3-1-0				
13-6-0		0-0-0	1-3-0		HOME		4-1-0		8-2-0		0-0-0				
7-9-0		0-1-0	0-0-0		AWAY		2-6-0		2-1-0		3-1-0				
0-0-0		0-0-0	0-0-0		NEUTRAL		0-0-0		0-0-0		0-0-0				
10-10-0		0-1-0	1-3-0		NON-CONFERENCE		3-4-0		5-2-0		1-0-0				
8-5-0		0-0-0	1-3-0		HOME		2-0-0		5-2-0		0-0-0				
2-5-0		0-1-0	0-0-		AWAY		1-4-0		0-0-0		1-0-0				
0-0-0		0-0-0	0-0-0		NEUTRAL		0-0-0		0-0-0		0-0-0				
10-5-0		0-0-0	0-0-0		CONFERENCE		3-3-0		5-1-0		2-1-0				
5-1-0		0-0-0	0-0-0		HOME		2-1-0		3-0-0		0-0-0				
5-4-0		0-0-0	0-0-0		AWAY		1-2-0		2-1-0		2-1-0				
0-0-0		0-0-0	0-0-0		NEUTRAL		0-0-0		0-0-0		0-0-0				
RPI S	Opponent	Score		RPI S	Opponent	Score		RPI S	Opponent	Score		RPI S	Opponent	Score	
5 A	Ole Miss	3	4	37 H	Illinois St.	3	4	57 H	Memphis	10	7	115 H	Miami (OH)	3	0
				37 H	Illinois St.	14	8	59 A	Western Ky.	6	8	115 H	Miami (OH)	18	8
				37 H	Illinois St.	2	3	59 A	Western Ky.	6	9	115 H	Miami (OH)	13	3
				37 H	Illinois St.	7	9	59 A	Western Ky.	7	5	119 H	Creighton	3	7
								75 A	UAB	1	3	119 H	Creighton	4	5
								75 A	UAB	5	3	119 H	Creighton	6	2
								75 A	UAB	0	5	123 H	Central Ark.	3	0
								85 A	Southeast Mo. St.	0	7	130 A	South Ala.	7	6
								85 H	Southeast Mo. St.	8	3	130 A	South Ala.	3	2
								90 A	Missouri St.	4	5	130 A	South Ala.	0	5
								99 H	Texas St.	4	1	144 H	UALR	5	3
								99 H	Texas St.	5	4	144 H	UALR	4	3
								99 H	Texas St.	3	4	144 H	UALR	3	0
												179 A	Texas-Arlington	5	1
												179 A	Texas-Arlington	2	6
												179 A	Texas-Arlington	14	10
												282 A	Murray St.	27	7
				LAST 10 GAMES											
				130 A	South Ala.	3	2	59 A	Western Ky.	6	9				
				130 A	South Ala.	7	6	59 A	Western Ky.	6	8				
				130 A	South Ala.	0	5	85 A	Southeast Mo. St.	0	7				
				123 H	Central Ark.	3	0	99 H	Texas St.	4	1				
				59 A	Western Ky.	7	5	99 H	Texas St.	5	4				

Non-Div. I Games: Ark.-Monticello 0 2

Arkansas St.

Average RPI Win: 155		WON-LOST	WINNING	LAST 10	STRENGTH OF		OPP. STRENGTH	TEAM	ADJ		CONF.	ADJ CONF.
Average RPI Loss: 58		RECORD	PCT. RANK	GAMES	SCHEDULE		OF SCHEDULE	RPI	RPI		RPI	RPI
DIV. I ONLY		21-15-0	.58333	94	5-5-0		60	159	66		.54163	66
DIV. I NON-CONF.		17-7-0	.70833	34	3-1-0		105	154	34		.56373	34
TOTALS		RPI 1-25	RPI 26-50		W-L RECORDS		RPI 51-100		RPI 101-150		RPI 150+	
21-15-0		0-6-0	2-5-0		OVERALL		5-1-0		3-1-0		11-2-0	
11-5-0		0-3-0	0-0-0		HOME		1-0-0		0-0-0		10-2-0	
4-8-0		0-1-0	1-5-0		AWAY		1-1-0		2-1-0		0-0-0	
6-2-0		0-2-0	1-0-0		NEUTRAL		3-0-0		1-0-0		1-0-0	
17-7-0		0-3-0	2-2-0		NON-CONFERENCE		5-1-0		1-0-0		9-1-0	
9-1-0		0-0-0	0-0-0		HOME		1-0-0		0-0-0		8-1-0	
2-4-0		0-1-0	1-0-		AWAY		1-1-0		0-0-0		0-0-0	
6-2-0		0-2-0	1-0-0		NEUTRAL		3-0-0		1-0-0		1-0-0	
4-8-0		0-3-0	0-3-0		CONFERENCE		0-0-0		2-1-0		2-1-0	
2-4-0		0-3-0	0-0-0		HOME		0-0-0		0-0-0		2-1-0	
2-4-0		0-0-0	0-3-0		AWAY		0-0-0		2-1-0		0-0-0	
0-0-0		0-0-0	0-0-0		NEUTRAL		0-0-0		0-0-0		0-0-0	
RPI S	Opponent	Score	RPI S	Opponent	Score	RPI S	Opponent	Score	RPI S	Opponent	Score	
9 H	Indiana	2 8	28 A	Oregon	4 20	59 N	Western Ky.	5 4	116 N	Pittsburgh	6 2	
9 H	Indiana	4 6	28 A	Oregon	5 0	74 A	East Carolina	2 3	134 A	Michigan St.	1 0	
9 H	Indiana	1 7	28 A	Oregon	2 8	77 H	Xavier	10 3	134 A	Michigan St.	6 2	
19 N	Indiana St.	3 7	36 A	Nebraska	1 2	79 A	UCF	9 3	134 A	Michigan St.	6 7	
19 N	Indiana St.	6 8	36 A	Nebraska	3 4	87 N	Oklahoma	6 3	154 H	Toledo	7 2	
24 A	Oregon St.	3 4	36 A	Nebraska	2 3	100 N	UConn	8 2	156 H	Akron	6 5	
			47 N	Auburn	1 0				162 H	Marshall	4 0	
									181 N	Citadel	5 4	
									191 H	Penn St.	12 6	
									191 H	Penn St.	7 0	
									191 H	Penn St.	4 5	
									216 H	Dayton	5 8	
									247 H	Eastern Mich.	8 1	
									274 H	Siena	7 1	
									274 H	Siena	8 5	
									274 H	Siena	7 3	
									296 H	Ohio	11 6	
LAST 10 GAMES												
			191 H	Penn St.	12 6	36 A	Nebraska	1 2				
			191 H	Penn St.	7 0	36 A	Nebraska	3 4				
			191 H	Penn St.	4 5	36 A	Nebraska	2 3				
			216 H	Dayton	5 8	154 H	Toledo	7 2				
			247 H	Eastern Mich.	8 1	296 H	Ohio	11 6				

Non-Div. I Games:

Ohio St.

Average RPI Win:	138	WON-LOST RECORD	WINNING PCT. RANK	LAST 10 GAMES	STRENGTH OF SCHEDULE	OPP. STRENGTH OF SCHEDULE	TEAM RPI	ADJ RPI	CONF. RPI	ADJ CONF. RPI		
DIV. I ONLY		14-18-0	.4375	188	5-5-0	25	76	67	.5394	67	8	8
DIV. I NON-CONF.		11-13-0	.45833	179	4-3-0	83	90	94	.52386	94	8	8
<hr/>												
TOTALS	RPI 1-25	RPI 26-50		W-L RECORDS		RPI 51-100		RPI 101-150		RPI 150+		
14-18-0	1-3-0	2-8-0		OVERALL		2-4-0		3-2-0		6-1-0		
6-4-0	1-2-0	0-0-0		HOME		0-1-0		2-1-0		3-0-0		
6-14-0	0-1-0	2-8-0		AWAY		2-3-0		0-1-0		2-1-0		
2-0-0	0-0-0	0-0-0		NEUTRAL		0-0-0		1-0-0		1-0-0		
11-13-0	0-1-0	1-6-0		NON-CONFERENCE		1-3-0		3-2-0		6-1-0		
5-2-0	0-0-0	0-0-0		HOME		0-1-0		2-1-0		3-0-0		
4-11-0	0-1-0	1-0-		AWAY		1-2-0		0-1-0		2-1-0		
2-0-0	0-0-0	0-0-0		NEUTRAL		0-0-0		1-0-0		1-0-0		
3-5-0	1-2-0	1-2-0		CONFERENCE		1-1-0		0-0-0		0-0-0		
1-2-0	1-2-0	0-0-0		HOME		0-0-0		0-0-0		0-0-0		
2-3-0	0-0-0	1-2-0		AWAY		1-1-0		0-0-0		0-0-0		
0-0-0	0-0-0	0-0-0		NEUTRAL		0-0-0		0-0-0		0-0-0		
RPI	S	Opponent	Score	RPI	S	Opponent	Score	RPI	S	Opponent	Score	
6	H	Houston	7 3	27	A	Louisville	8 9	87	A	Oklahoma	5 7	
6	H	Houston	1 2	27	A	Louisville	1 6	87	A	Oklahoma	11 16	
6	H	Houston	1 9	27	A	Louisville	11 2	87	A	Oklahoma	8 6	
25	A	VCU	6 7	32	A	Old Dominion	3 12	93	H	Columbia	2 13	
				32	A	Old Dominion	6 12	100	A	UConn	7 5	
				32	A	Old Dominion	4 2	100	A	UConn	4 11	
				43	A	FIU	6 7					
				43	A	FIU	0 5					
				43	A	FIU	1 13					
				43	A	FIU	4 5					

Non-Div. I Games:

Rutgers

Average RPI Win:	189	WON-LOST RECORD	WINNING PCT. RANK	LAST 10 GAMES	STRENGTH OF SCHEDULE	OPP. STRENGTH OF SCHEDULE	TEAM RPI	ADJ RPI	CONF. RPI	ADJ CONF. RPI		
DIV. I ONLY		23-11-0	.67647	40	8-2-0	178	133	68	.53929	68	12	12
DIV. I NON-CONF.		14-8-0	.63636	65	3-0-0	237	109	111	.51713	111	18	18
<hr/>												
TOTALS	RPI 1-25	RPI 26-50		W-L RECORDS		RPI 51-100		RPI 101-150		RPI 150+		
23-11-0	0-0-0	2-4-0		OVERALL		2-1-0		2-2-0		17-4-0		
14-3-0	0-0-0	1-0-0		HOME		0-0-0		0-0-0		13-3-0		
9-6-0	0-0-0	1-4-0		AWAY		2-1-0		2-1-0		4-0-0		
0-2-0	0-0-0	0-0-0		NEUTRAL		0-0-0		0-1-0		0-1-0		
14-8-0	0-0-0	2-4-0		NON-CONFERENCE		0-0-0		2-2-0		10-2-0		
10-1-0	0-0-0	1-0-0		HOME		0-0-0		0-0-0		9-1-0		
4-5-0	0-0-0	1-0-		AWAY		0-0-0		2-1-0		1-0-0		
0-2-0	0-0-0	0-0-0		NEUTRAL		0-0-0		0-1-0		0-1-0		
9-3-0	0-0-0	0-0-0		CONFERENCE		2-1-0		0-0-0		7-2-0		
4-2-0	0-0-0	0-0-0		HOME		0-0-0		0-0-0		4-2-0		
5-1-0	0-0-0	0-0-0		AWAY		2-1-0		0-0-0		3-0-0		
0-0-0	0-0-0	0-0-0		NEUTRAL		0-0-0		0-0-0		0-0-0		
RPI	S	Opponent	Score	RPI	S	Opponent	Score	RPI	S	Opponent	Score	
				29	H	Clemson	18 10					
				35	A	Georgia Tech	5 7					
				41	A	Georgia	2 6					
				42	A	Mississippi St.	1 6					
				42	A	Mississippi St.	3 2					
				42	A	Mississippi St.	2 7					

Non-Div. I Games:

Western Caro.

Average RPI Win: 112		WON-LOST	WINNING	LAST 10	STRENGTH OF		OPP. STRENGTH	TEAM	ADJ		CONF.	ADJ CONF.		
Average RPI Loss: 82		RECORD	PCT. RANK	GAMES	SCHEDULE		OF SCHEDULE	RPI	RPI		RPI	RPI		
DIV. I ONLY		18-18-0	.5	141	3-7-0		9	169	69	.53875	69	7	7	
DIV. I NON-CONF.		11-7-0	.61111	75	1-1-0		23	158	36	.55896	36	7	7	
TOTALS		RPI 1-25	RPI 26-50		W-L RECORDS		RPI 51-100		RPI 101-150		RPI 150+			
18-18-0		1-2-0	0-7-0		OVERALL		7-3-0		5-2-0		5-4-0			
13-8-0		1-2-0	0-4-0		HOME		4-0-0		5-0-0		3-2-0			
5-10-0		0-0-0	0-3-0		AWAY		3-3-0		0-2-0		2-2-0			
0-0-0		0-0-0	0-0-0		NEUTRAL		0-0-0		0-0-0		0-0-0			
11-7-0		0-0-0	0-1-0		NON-CONFERENCE		6-1-0		2-2-0		3-3-0			
9-3-0		0-0-0	0-1-0		HOME		4-0-0		2-0-0		3-2-0			
2-4-0		0-0-0	0-0-		AWAY		2-1-0		0-2-0		0-1-0			
0-0-0		0-0-0	0-0-0		NEUTRAL		0-0-0		0-0-0		0-0-0			
7-11-0		1-2-0	0-6-0		CONFERENCE		1-2-0		3-0-0		2-1-0			
4-5-0		1-2-0	0-3-0		HOME		0-0-0		3-0-0		0-0-0			
3-6-0		0-0-0	0-3-0		AWAY		1-2-0		0-0-0		2-1-0			
0-0-0		0-0-0	0-0-0		NEUTRAL		0-0-0		0-0-0		0-0-0			
RPI	S	Opponent		Score	RPI	S	Opponent		Score	RPI	S	Opponent		Score
17	H	UNLV		0 6	33	H	UC Santa Barbara		4 5	52	H	Texas A&M		6 5
17	H	UNLV		0 7	49	A	New Mexico		1 4	52	H	Texas A&M		1 0
17	H	UNLV		2 0	49	A	New Mexico		4 5	52	H	Texas A&M		5 0
					49	A	New Mexico		6 11	56	A	UC Irvine		0 1
					49	H	New Mexico		2 6	56	A	UC Irvine		8 7
					49	H	New Mexico		4 6	56	A	UC Irvine		2 0
					49	H	New Mexico		7 9	62	H	California		6 0
										64	A	San Diego St.		1 2
										64	A	San Diego St.		0 1
										64	A	San Diego St.		6 4
												104 H Nevada		11 9
												104 H Nevada		5 3
												104 H Nevada		4 1
												119 A Creighton		1 2
												119 A Creighton		2 6
												128 H Grand Canyon		10 1
												147 H BYU		2 1
												158 A Sacramento St.		1 2
												158 H Sacramento St.		4 6
												159 H Pacific		3 7
												189 H Cal St. Northridge		8 2
												191 H Penn St.		12 3
												191 H Penn St.		13 3
												220 A Air Force		10 8
												220 A Air Force		2 6
												220 A Air Force		7 5
LAST 10 GAMES														
49	A	New Mexico		1 4	17	H	UNLV		2 0					
49	A	New Mexico		6 11	17	H	UNLV		0 6					
49	A	New Mexico		4 5	159	H	Pacific		3 7					
189	H	Cal St. Northridge		8 2	64	A	San Diego St.		0 1					
17	H	UNLV		0 7	64	A	San Diego St.		6 4					

Non-Div. I Games:

Fresno St.

Average RPI Win:	144	WON-LOST RECORD	WINNING PCT. RANK	LAST 10 GAMES		STRENGTH OF SCHEDULE	OPP. STRENGTH OF SCHEDULE	TEAM RPI	ADJ RPI	CONF. RPI	ADJ CONF. RPI	
DIV. I ONLY		26-10-0	.72222	22	9-1-0	207	25	70	.53825	70	2	2
DIV. I NON-CONF.		17-6-0	.73913	28	1-0-0	292	52	166	.49145	166	2	2
<hr/>												
TOTALS	RPI 1-25	RPI 26-50		W-L RECORDS		RPI 51-100		RPI 101-150		RPI 150+		
26-10-0	2-1-0	3-4-0		OVERALL		7-3-0		2-0-0		12-2-0		
15-7-0	2-1-0	3-3-0		HOME		1-1-0		1-0-0		8-2-0		
7-2-0	0-0-0	0-0-0		AWAY		6-2-0		0-0-0		1-0-0		
4-1-0	0-0-0	0-1-0		NEUTRAL		0-0-0		1-0-0		3-0-0		
17-6-0	0-0-0	1-3-0		NON-CONFERENCE		2-1-0		2-0-0		12-2-0		
11-5-0	0-0-0	1-2-0		HOME		1-1-0		1-0-0		8-2-0		
2-0-0	0-0-0	0-0-		AWAY		1-0-0		0-0-0		1-0-0		
4-1-0	0-0-0	0-1-0		NEUTRAL		0-0-0		1-0-0		3-0-0		
9-4-0	2-1-0	2-1-0		CONFERENCE		5-2-0		0-0-0		0-0-0		
4-2-0	2-1-0	2-1-0		HOME		0-0-0		0-0-0		0-0-0		
5-2-0	0-0-0	0-0-0		AWAY		5-2-0		0-0-0		0-0-0		
0-0-0	0-0-0	0-0-0		NEUTRAL		0-0-0		0-0-0		0-0-0		
RPI	S	Opponent	Score	RPI	S	Opponent	Score	RPI	S	Opponent	Score	
10	H	Texas Tech	3 1	34	H	TCU	2 1	53	A	West Virginia	7 4	
10	H	Texas Tech	8 3	34	H	TCU	1 3	53	A	West Virginia	6 0	
10	H	Texas Tech	6 16	34	H	TCU	9 4	53	A	West Virginia	9 2	
				38	N	Arizona St.	1 6	73	A	Baylor	1 4	
				40	H	San Diego	6 10	73	A	Baylor	1 4	
				40	H	San Diego	6 5	73	A	Baylor	4 1	
				40	H	San Diego	0 7	83	H	Wichita St.	4 6	
								87	A	Oklahoma	3 1	
								90	A	Missouri St.	6 0	
								90	H	Missouri St.	3 2	

**Non-Div. I Games:**

Oklahoma St.



Average RPI Win: 137		WON-LOST RECORD		WINNING PCT. RANK		LAST 10 GAMES		STRENGTH OF SCHEDULE		OPP. STRENGTH OF SCHEDULE		TEAM RPI		ADJ RPI		CONF. RPI		ADJ CONF. RPI	
DIV. I ONLY		22-15-0		.59459 83		5-5-0		104		5		71		.5378 71		1		1	
DIV. I NON-CONF.		15-7-0		.68182 42		2-2-0		289		35		184		.47976 183		1		1	
TOTALS		RPI 1-25		RPI 26-50		W-L RECORDS		RPI 51-100		RPI 101-150		RPI 150+							
22-15-0		7-7-0		2-3-0		OVERALL		0-2-0		1-3-0		12-0-0							
17-6-0		5-3-0		1-1-0		HOME		0-0-0		1-2-0		10-0-0							
3-8-0		2-4-0		1-2-0		AWAY		0-2-0		0-0-0		0-0-0							
2-1-0		0-0-0		0-0-0		NEUTRAL		0-0-0		0-1-0		2-0-0							
15-7-0		1-1-0		1-1-0		NON-CONFERENCE		0-2-0		1-3-0		12-0-0							
13-4-0		1-1-0		1-1-0		HOME		0-0-0		1-2-0		10-0-0							
0-2-0		0-0-0		0-0-		AWAY		0-2-0		0-0-0		0-0-0							
2-1-0		0-0-0		0-0-0		NEUTRAL		0-0-0		0-1-0		2-0-0							
7-8-0		6-6-0		1-2-0		CONFERENCE		0-0-0		0-0-0		0-0-0							
4-2-0		4-2-0		0-0-0		HOME		0-0-0		0-0-0		0-0-0							
3-6-0		2-4-0		1-2-0		AWAY		0-0-0		0-0-0		0-0-0							
0-0-0		0-0-0		0-0-0		NEUTRAL		0-0-0		0-0-0		0-0-0							
RPI	S	Opponent	Score		RPI	S	Opponent	Score		RPI	S	Opponent	Score		RPI	S	Opponent	Score	
1	A	Florida	1	2	36	H	Nebraska	4	3	62	A	California	3	4	130	H	South Ala.	1	2
1	A	Florida	0	1	36	H	Nebraska	4	6	62	A	California	1	2	130	H	South Ala.	12	1
1	A	Florida	9	3	42	A	Mississippi St.	1	5						130	H	South Ala.	3	5
2	H	South Carolina	1	2	42	A	Mississippi St.	4	0						146	N	San Francisco	1	2
2	H	South Carolina	7	0	42	A	Mississippi St.	1	5						157	N	Tulane	4	0
2	H	South Carolina	4	1											175	H	Eastern Ill.	6	2
17	H	UNLV	7	10											175	H	Eastern Ill.	8	3
17	H	UNLV	9	2											175	H	Eastern Ill.	8	3
21	A	LSU	10	4											183	H	Appalachian St.	8	3
21	A	LSU	3	5											183	H	Appalachian St.	12	2
21	A	LSU	4	5											183	H	Appalachian St.	7	6
23	H	Alabama	1	0											297	H	Mississippi Val.	12	1
23	H	Alabama	2	1											297	H	Mississippi Val.	6	0
23	H	Alabama	9	17											297	N	Mississippi Val.	3	0
															300	H	Grambling	4	3
															300	H	Grambling	8	0
LAST 10 GAMES																			
21	A	LSU	10	4	2	H	South Carolina	7	0										
21	A	LSU	4	5	2	H	South Carolina	4	1										
21	A	LSU	3	5	2	H	South Carolina	1	2										
17	H	UNLV	9	2	36	H	Nebraska	4	6										
17	H	UNLV	7	10	36	H	Nebraska	4	3										

Non-Div. I Games:

Arkansas

**Non-Div. I Games:**

Tie, Loss, Non-Conf,S Site, H Home, A Away, N Neutral Page 74



Average RPI Win:		154	WON-LOST RECORD		WINNING PCT. RANK	LAST 10 GAMES		STRENGTH OF SCHEDULE		OPP. STRENGTH OF SCHEDULE	TEAM RPI	ADJ RPI	CONF. RPI	ADJ CONF. RPI			
Average RPI Loss:		74															
DIV. I ONLY			21-15-0		.58333	94	6-4-0		100	53	74	.53649	74	10	10		
DIV. I NON-CONF.			12-9-0		.57143	105	3-1-0		49	119	73	.53406	72	11	11		
TOTALS		RPI 1-25		RPI 26-50		W-L RECORDS		RPI 51-100		RPI 101-150		RPI 150+					
21-15-0		2-6-0		2-3-0		OVERALL		2-1-0		2-0-0		13-5-0					
14-6-0		0-1-0		1-0-0		HOME		2-0-0		2-0-0		9-5-0					
7-8-0		2-5-0		1-3-0		AWAY		0-0-0		0-0-0		4-0-0					
0-1-0		0-0-0		0-0-0		NEUTRAL		0-1-0		0-0-0		0-0-0					
12-9-0		0-5-0		1-1-0		NON-CONFERENCE		2-1-0		2-0-0		7-2-0					
11-3-0		0-1-0		1-0-0		HOME		2-0-0		2-0-0		6-2-0					
1-5-0		0-4-0		0-0-		AWAY		0-0-0		0-0-0		1-0-0					
0-1-0		0-0-0		0-0-0		NEUTRAL		0-1-0		0-0-0		0-0-0					
9-6-0		2-1-0		1-2-0		CONFERENCE		0-0-0		0-0-0		6-3-0					
3-3-0		0-0-0		0-0-0		HOME		0-0-0		0-0-0		3-3-0					
6-3-0		2-1-0		1-2-0		AWAY		0-0-0		0-0-0		3-0-0					
0-0-0		0-0-0		0-0-0		NEUTRAL		0-0-0		0-0-0		0-0-0					
RPI	S	Opponent		Score		RPI	S	Opponent		Score		RPI	S	Opponent		Score	
8	A	Virginia		2	3	32	A	Old Dominion		3	7	54	N	Wake Forest		4	5
8	A	Virginia		0	4	32	A	Old Dominion		5	9	59	H	Western Ky.		2	1
8	A	Virginia		2	6	32	A	Old Dominion		12	7	66	H	Ohio St.		3	2
11	A	Rice		2	1	44	A	North Carolina St.		2	3						
11	A	Rice		0	8	44	H	North Carolina St.		7	0						
11	A	Rice		3	2												
25	A	VCU		0	3												
25	H	VCU		4	8												
				</													

Non-Div. I Games:

East Carolina

U  
A  
B

UAB

Average RPI Win:		165	WON-LOST RECORD		WINNING PCT. RANK		LAST 10 GAMES		STRENGTH OF SCHEDULE		OPP. STRENGTH OF SCHEDULE		TEAM RPI		ADJ RPI		CONF. RPI		ADJ CONF. RPI				
DIV. I ONLY			23-13-0		.63889 55		7-3-0		102		139		76		.5359 76		12		12				
DIV. I NON-CONF.			14-7-0		.66667 49		3-0-0		185		99		101		.51994 101		18		18				
TOTALS		RPI 1-25		RPI 26-50		W-L RECORDS		RPI 51-100		RPI 101-150		RPI 150+											
23-13-0		0-1-0		1-3-0		OVERALL		4-5-0		4-1-0		14-3-0											
16-7-0		0-1-0		1-2-0		HOME		3-3-0		3-1-0		9-0-0											
3-6-0		0-0-0		0-1-0		AWAY		1-2-0		0-0-0		2-3-0											
4-0-0		0-0-0		0-0-0		NEUTRAL		0-0-0		1-0-0		3-0-0											
14-7-0		0-1-0		1-3-0		NON-CONFERENCE		2-1-0		2-0-0		9-2-0											
10-4-0		0-1-0		1-2-0		HOME		2-1-0		1-0-0		6-0-0											
0-3-0		0-0-0		0-0-		AWAY		0-0-0		0-0-0		0-2-0											
4-0-0		0-0-0		0-0-0		NEUTRAL		0-0-0		1-0-0		3-0-0											
9-6-0		0-0-0		0-0-0		CONFERENCE		2-4-0		2-1-0		5-1-0											
6-3-0		0-0-0		0-0-0		HOME		1-2-0		2-1-0		3-0-0											
3-3-0		0-0-0		0-0-0		AWAY		1-2-0		0-0-0		2-1-0											
0-0-0		0-0-0		0-0-0		NEUTRAL		0-0-0		0-0-0		0-0-0											
RPI	S	Opponent		Score		RPI	S	Opponent		Score		RPI	S	Opponent		Score		RPI	S	Opponent		Score	
16	H	Liberty		2	4	44	H	North Carolina St.		7	12	54	H	Wake Forest		2	3	101	H	Campbell		2	1
						45	A	High Point		1	2	68	H	Western Caro.		7	9	117	H	Ga. Southern		4	2
						45	H	High Point		12	5	68	H	Western Caro.		5	6	117	H	Ga. Southern		1	0
						45	H	High Point		2	6	68	H	Western Caro.		5	1	117	H	Ga. Southern		4	7
												72	A	Samford		8	9	143	N	Minnesota		5	2
												72	A	Samford		8	13	181	H	Citadel		4	3
												72	A	Samford		7	5	181	H	Citadel		6	3
												80	H	Saint Joseph's		8	5	181	H	Citadel		14	7
												97	H	UNC Wilmington		3	2	184	H	Wagner		14	2
																		184	H	Wagner		11	1
																		184	H	Wagner		7	3
																		199	N	Cincinnati		6	5
																		199	N	Cincinnati		3	1
																		202	A	Coastal Caro.		4	13
																		210	A	Wofford		12	2
																		210	A	Wofford		2	7
																		210	A	Wofford		10	9
																		236	H	Gardner-Webb		5	0
																		265	A	N.C. A&T		3	5
																		265	H	N.C. A&T		10	2
																		269	H	UMBC		8	7
																		269	N	UMBC		3	1
LAST 10 GAMES																							
						210	A	Wofford		2	7	72	A	Samford		8	13						
						210	A	Wofford		12	2	72	A	Samford		7	5						
						210	A	Wofford		10	9	101	H	Campbell		2	1						
						45	H	High Point		12	5	265	H	N.C. A&T		10	2						
						72	A	Samford		8	9	181	H	Citadel		4	3						

Non-Div. I Games:

Elon

**x  
a  
v  
i  
e  
r**

Xavier

Xavier

Average RPI Win:	128	WON-LOST RECORD	WINNING PCT. RANK	LAST 10 GAMES	STRENGTH OF SCHEDULE	OPP. STRENGTH OF SCHEDULE	TEAM RPI	ADJ RPI	CONF. RPI	ADJ CONF. RPI			
DIV. I ONLY		17-17-0	.5	141	4-5-0	44	44	78	.53476	78	1	1	
DIV. I NON-CONF.		11-8-0	.57895	98	1-1-0	179	179	148	.50155	148	1	1	
<hr/>													
TOTALS	RPI 1-25	RPI 26-50		W-L RECORDS		RPI 51-100		RPI 101-150		RPI 150+			
17-17-0	3-7-0	6-4-0		OVERALL		1-2-0		1-1-0		6-3-0			
9-5-0	1-2-0	3-3-0		HOME		1-0-0		0-0-0		4-0-0			
4-7-0	2-4-0	2-1-0		AWAY		0-2-0		0-0-0		0-0-0			
4-5-0	0-1-0	1-0-0		NEUTRAL		0-0-0		1-1-0		2-3-0			
11-8-0	0-1-0	3-1-0		NON-CONFERENCE		1-2-0		1-1-0		6-3-0			
7-1-0	0-0-0	2-1-0		HOME		1-0-0		0-0-0		4-0-0			
0-2-0	0-0-0	0-0-		AWAY		0-2-0		0-0-0		0-0-0			
4-5-0	0-1-0	1-0-0		NEUTRAL		0-0-0		1-1-0		2-3-0			
6-9-0	3-6-0	3-3-0		CONFERENCE		0-0-0		0-0-0		0-0-0			
2-4-0	1-2-0	1-2-0		HOME		0-0-0		0-0-0		0-0-0			
4-5-0	2-4-0	2-1-0		AWAY		0-0-0		0-0-0		0-0-0			
0-0-0	0-0-0	0-0-0		NEUTRAL		0-0-0		0-0-0		0-0-0			
RPI	S	Opponent	Score	RPI	S	Opponent	Score	RPI	S	Opponent	Score		
5	A	Ole Miss	3 4	41	H	Georgia	2 7	54	A	Wake Forest	0 1		
5	A	Ole Miss	3 8	41	H	Georgia	1 2	90	H	Missouri St.	9 4		
5	A	Ole Miss	1 7	41	H	Georgia	4 2	91	A	McNeese St.	2 3		
15	A	Kentucky	8 3	46	H	Southern Miss.	6 4			101	N	Campbell	3 6
15	A	Kentucky	8 7	46	H	Southern Miss.	1 2			148	N	Radford	15 3
15	A	Kentucky	0 12	46	H	Southern Miss.	4 1			164	N	Southern Ill.	2 4
16	N	Liberty	1 2	46	N	Southern Miss.	4 2			199	N	Cincinnati	5 11
18	H	Tennessee	1 5	47	A	Auburn	3 7			246	H	Milwaukee	4 3
18	H	Tennessee	1 4	47	A	Auburn	4 2			246	H	Milwaukee	7 5
18	H	Tennessee	5 2	47	A	Auburn	4 3			248	N	Ill.-Chicago	4 0
										255	N	IPFW	8 11
										281	N	Chicago St.	6 3
										294	H	Alcorn	11 5
										294	H	Alcorn	5 0
<hr/>													
LAST 10 GAMES													
15	A	Kentucky	8 3	41	H	Georgia	2 7						
15	A	Kentucky	0 12	41	H	Georgia	1 2						
15	A	Kentucky	8 7	164	N	Southern Ill.	2 4						
90	H	Missouri St.	9 4	47	A	Auburn	3 7						
41	H	Georgia	4 2	47	A	Auburn	4 2						

Non-Div. I Games:

Missouri



U  
C  
F

Tie, Loss, Non-Conf,S Site, H Home, A Away, N Neutral Page 81

Average RPI Win:	212	WON-LOST	WINNING	LAST 10	STRENGTH OF	OPP. STRENGTH	TEAM	ADJ	CONF.	ADJ CONF.						
Average RPI Loss:	113	RECORD	PCT. RANK	GAMES	SCHEDULE	OF SCHEDULE	RPI	RPI	RPI	RPI						
DIV. I ONLY		19-9-0	.67857	39	8-2-0	222	180	80	.53454	80	23	23				
DIV. I NON-CONF.		11-6-0	.64706	63	3-0-0	236	142	113	.51653	113	25	25				
<hr/>																
TOTALS	RPI 1-25	RPI 26-50		W-L RECORDS		RPI 51-100		RPI 101-150		RPI 150+						
19-9-0	1-3-0	1-1-0		OVERALL		0-1-0		2-1-0		15-3-0						
6-1-0	0-0-0	0-0-0		HOME		0-0-0		0-0-0		6-1-0						
8-5-0	1-2-0	0-1-0		AWAY		0-1-0		1-0-0		6-1-0						
5-3-0	0-1-0	1-0-0		NEUTRAL		0-0-0		1-1-0		3-1-0						
<hr/>																
11-6-0	0-1-0	1-1-0		NON-CONFERENCE		0-1-0		2-1-0		8-2-0						
4-1-0	0-0-0	0-0-0		HOME		0-0-0		0-0-0		4-1-0						
2-2-0	0-0-0	0-0-		AWAY		0-1-0		1-0-0		1-0-0						
5-3-0	0-1-0	1-0-0		NEUTRAL		0-0-0		1-1-0		3-1-0						
<hr/>																
8-3-0	1-2-0	0-0-0		CONFERENCE		0-0-0		0-0-0		7-1-0						
2-0-0	0-0-0	0-0-0		HOME		0-0-0		0-0-0		2-0-0						
6-3-0	1-2-0	0-0-0		AWAY		0-0-0		0-0-0		5-1-0						
0-0-0	0-0-0	0-0-0		NEUTRAL		0-0-0		0-0-0		0-0-0						
<hr/>																
RPI	S	Opponent	Score		RPI	S	Opponent	Score		RPI	S	Opponent	Score			
15	N	Kentucky	2	16	32	A	Old Dominion	1	16	76	A	Elon	5	8		
25	A	VCU	6	2	45	N	High Point	4	1			112	N	St. John's (NY)	4	3
25	A	VCU	1	5								114	N	Iowa	7	9
25	A	VCU	3	10								127	A	Penn	4	2
												201	N	Georgetown	4	5
												201	N	Georgetown	3	2
												201	N	Georgetown	15	0
												219	H	Temple	11	3
												236	N	Gardner-Webb	5	4
												252	A	Fordham	17	1
												252	A	Fordham	4	3
												252	A	Fordham	13	1
												253	A	Villanova	8	6
												253	H	Villanova	9	6
												253	H	Villanova	2	8
												256	H	St. Bonaventure	15	3
												256	H	St. Bonaventure	16	3
												263	H	Monmouth	14	4
												276	A	George Washington	3	1
												276	A	George Washington	13	1
												276	A	George Washington	3	4
												279	H	Niagara	8	0
<hr/>																
					LAST 10 GAMES											
					252 A Fordham					25 A VCU						
					252 A Fordham					25 A VCU						
					252 A Fordham					253 H Villanova						
					127 A Penn					253 A Villanova						
					25 A VCU					256 H St. Bonaventure						



Average RPI Win: 109		WON-LOST	WINNING	LAST 10	STRENGTH OF	OPP. STRENGTH	TEAM	ADJ	CONF.	ADJ CONF.					
Average RPI Loss: 79		RECORD	PCT. RANK	GAMES	SCHEDULE	OF SCHEDULE	RPI	RPI	RPI	RPI					
DIV. I ONLY		19-15-0	.55882	115	3-7-0	73	24	82	.53375	82	4	4			
DIV. I NON-CONF.		11-10-0	.52381	136	2-3-0	50	38	98	.52279	98	3	3			
<hr/>															
TOTALS		RPI 1-25	RPI 26-50		W-L RECORDS		RPI 51-100		RPI 101-150		RPI 150+				
19-15-0		1-3-0	2-5-0		OVERALL		7-2-0		4-2-0		5-3-0				
9-11-0		1-3-0	1-4-0		HOME		2-1-0		2-2-0		3-1-0				
7-4-0		0-0-0	0-1-0		AWAY		5-1-0		1-0-0		1-2-0				
3-0-0		0-0-0	1-0-0		NEUTRAL		0-0-0		1-0-0		1-0-0				
11-10-0		1-3-0	1-3-0		NON-CONFERENCE		3-2-0		2-1-0		4-1-0				
6-8-0		1-3-0	0-2-0		HOME		2-1-0		0-1-0		3-1-0				
2-2-0		0-0-0	0-0-		AWAY		1-1-0		1-0-0		0-0-0				
3-0-0		0-0-0	1-0-0		NEUTRAL		0-0-0		1-0-0		1-0-0				
8-5-0		0-0-0	1-2-0		CONFERENCE		4-0-0		2-1-0		1-2-0				
3-3-0		0-0-0	1-2-0		HOME		0-0-0		2-1-0		0-0-0				
5-2-0		0-0-0	0-0-0		AWAY		4-0-0		0-0-0		1-2-0				
0-0-0		0-0-0	0-0-0		NEUTRAL		0-0-0		0-0-0		0-0-0				
RPI	S	Opponent	Score	RPI	S	Opponent	Score	RPI	S	Opponent	Score	RPI	S	Opponent	Score
6	H	Houston	3 4	33	H	UC Santa Barbara	4 6	56	H	UC Irvine	5 0	103	N	Michigan	5 0
12	H	Cal Poly	1 9	38	H	Arizona St.	7 3	62	A	California	6 1	109	H	Washington St.	8 7
12	H	Cal Poly	5 2	38	H	Arizona St.	5 6	62	A	California	3 1	109	H	Washington St.	4 2
12	H	Cal Poly	0 8	38	H	Arizona St.	5 8	62	A	California	3 2	109	H	Washington St.	0 2
				39	H	Pepperdine	7 8	86	A	Long Beach St.	5 8	140	A	Loyola Marymount	5 3
				44	N	North Carolina St.	2 0	86	A	Long Beach St.	1 0	140	H	Loyola Marymount	1 6
				48	A	Cal St. Fullerton	3 4	86	H	Long Beach St.	2 1	160	A	Arizona	5 6
								86	H	Long Beach St.	0 4	160	A	Arizona	8 0
								94	A	Southern California	6 5	160	A	Arizona	2 3
												189	H	Cal St. Northridge	7 1
												208	N	Notre Dame	2 1
												222	H	Portland	4 3
												222	H	Portland	12 1
												222	H	Portland	0 1
				LAST 10 GAMES											
				160	A	Arizona	5 6	86	H	Long Beach St.	0 4				
				160	A	Arizona	2 3	86	A	Long Beach St.	1 0				
				160	A	Arizona	8 0	140	A	Loyola Marymount	5 3				
				48	A	Cal St. Fullerton	3 4	38	H	Arizona St.	5 6				
				86	A	Long Beach St.	5 8	38	H	Arizona St.	5 8				

Non-Div. I Games:

UCLA

Average RPI Win:	121	WON-LOST	WINNING	LAST 10	STRENGTH OF	OPP. STRENGTH	TEAM	ADJ	CONF.	ADJ CONF.	
Average RPI Loss:	67	RECORD	PCT. RANK	GAMES	SCHEDULE	OF SCHEDULE	RPI	RPI	RPI	RPI	
DIV. I ONLY	17-18-0	.48571	156	2-8-0	45	69	83	.5333	83	5	5
DIV. I NON-CONF.	14-12-0	.53846	128	1-3-0	57	41	62	.53831	62	5	5
<hr/>											
TOTALS	RPI 1-25	RPI 26-50		W-L RECORDS	RPI 51-100		RPI 101-150		RPI 150+		
17-18-0	0-3-0	4-5-0		OVERALL	4-6-0		4-3-0		5-1-0		
11-5-0	0-0-0	2-2-0		HOME	3-2-0		3-1-0		3-0-0		
6-11-0	0-3-0	2-3-0		AWAY	1-3-0		1-2-0		2-0-0		
0-2-0	0-0-0	0-0-0		NEUTRAL	0-1-0		0-0-0		0-1-0		
14-12-0	0-0-0	4-5-0		NON-CONFERENCE	2-5-0		3-1-0		5-1-0		
9-4-0	0-0-0	2-2-0		HOME	1-1-0		3-1-0		3-0-0		
5-6-0	0-0-0	2-0-		AWAY	1-3-0		0-0-0		2-0-0		
0-2-0	0-0-0	0-0-0		NEUTRAL	0-1-0		0-0-0		0-1-0		
3-6-0	0-3-0	0-0-0		CONFERENCE	2-1-0		1-2-0		0-0-0		
2-1-0	0-0-0	0-0-0		HOME	2-1-0		0-0-0		0-0-0		
1-5-0	0-3-0	0-0-0		AWAY	0-0-0		1-2-0		0-0-0		
0-0-0	0-0-0	0-0-0		NEUTRAL	0-0-0		0-0-0		0-0-0		
RPI	S	Opponent	Score	RPI	S	Opponent	Score	RPI	S	Opponent	Score
19	A	Indiana St.	2 3	33	A	UC Santa Barbara	16 5	58	A	Oral Roberts	4 9
19	A	Indiana St.	4 5	33	A	UC Santa Barbara	2 3	60	A	Kansas	2 4
19	A	Indiana St.	0 3	33	A	UC Santa Barbara	1 2	61	A	Kansas St.	2 3
				36	H	Nebraska	3 7	70	A	Oklahoma St.	6 4
				38	A	Arizona St.	5 9	86	H	Long Beach St.	0 7
				38	A	Arizona St.	12 9	86	H	Long Beach St.	5 4
				48	H	Cal St. Fullerton	1 5	90	H	Missouri St.	3 4
				48	H	Cal St. Fullerton	3 2	90	H	Missouri St.	5 1
				48	H	Cal St. Fullerton	4 2	90	H	Missouri St.	5 0
								100	N	UConn	1 2

Non-Div. I Games:

Wichita St.

Average RPI Win: 128		WON-LOST RECORD		WINNING PCT. RANK		LAST 10 GAMES		STRENGTH OF SCHEDULE		OPP. STRENGTH OF SCHEDULE		TEAM RPI		ADJ RPI		CONF. RPI		ADJ CONF. RPI	
DIV. I ONLY		21-15-0		.58333 94		6-4-0		82		82		84		.53074 84		3		3	
DIV. I NON-CONF.		12-6-0		.66667 49		2-1-0		79		208		68		.53632 68		4		4	
TOTALS		RPI 1-25		RPI 26-50		W-L RECORDS		RPI 51-100		RPI 101-150		RPI 150+							
21-15-0		2-1-0		1-2-0		OVERALL		6-5-0		3-4-0		9-3-0							
16-8-0		0-0-0		1-2-0		HOME		5-3-0		3-1-0		7-2-0							
5-7-0		2-1-0		0-0-0		AWAY		1-2-0		0-3-0		2-1-0							
0-0-0		0-0-0		0-0-0		NEUTRAL		0-0-0		0-0-0		0-0-0							
12-6-0		0-0-0		0-0-0		NON-CONFERENCE		4-4-0		1-0-0		7-2-0							
11-4-0		0-0-0		0-0-0		HOME		3-2-0		1-0-0		7-2-0							
1-2-0		0-0-0		0-0-		AWAY		1-2-0		0-0-0		0-0-0							
0-0-0		0-0-0		0-0-0		NEUTRAL		0-0-0		0-0-0		0-0-0							
9-9-0		2-1-0		1-2-0		CONFERENCE		2-1-0		2-4-0		2-1-0							
5-4-0		0-0-0		1-2-0		HOME		2-1-0		2-1-0		0-0-0							
4-5-0		2-1-0		0-0-0		AWAY		0-0-0		0-3-0		2-1-0							
0-0-0		0-0-0		0-0-0		NEUTRAL		0-0-0		0-0-0		0-0-0							
RPI	S	Opponent		Score		RPI	S	Opponent		Score		RPI	S	Opponent		Score			
22	A	Maryland		7 0		35	H	Georgia Tech		3 2		53	H	West Virginia		1 5			
22	A	Maryland		9 4		35	H	Georgia Tech		5 6		54	H	Wake Forest		5 6			
22	A	Maryland		2 3		35	H	Georgia Tech		1 9		54	H	Wake Forest		9 0			
												54	H	Wake Forest		4 3			
												77	H	Xavier		2 1			
												77	H	Xavier		1 2			
												77	H	Xavier		3 2			
												96	A	Col. of Charleston		12 3			
												96	A	Col. of Charleston		4 7			
												96	A	Col. of Charleston		1 3			
												97	H	UNC Wilmington		9 4			

Non-Div. I Games:

North Carolina

Average RPI Win:	188	WON-LOST	WINNING	LAST 10	STRENGTH OF	OPP. STRENGTH	TEAM	ADJ	CONF.	ADJ CONF.	
Average RPI Loss:	108	RECORD	PCT. RANK	GAMES	SCHEDULE	OF SCHEDULE	RPI	RPI	RPI	RPI	
DIV. I ONLY	23-11-0	.67647	40	9-1-0	252	85	85	.5307	85	21	21
DIV. I NON-CONF.	8-8-0	.5	141	2-0-0	148	48	122	.51321	122	22	22
<hr/>											
TOTALS	RPI 1-25	RPI 26-50		W-L RECORDS	RPI 51-100		RPI 101-150		RPI 150+		
23-11-0	0-0-0	0-1-0		OVERALL	4-5-0		3-1-0		16-4-0		
10-3-0	0-0-0	0-0-0		HOME	2-0-0		0-0-0		8-3-0		
13-8-0	0-0-0	0-1-0		AWAY	2-5-0		3-1-0		8-1-0		
0-0-0	0-0-0	0-0-0		NEUTRAL	0-0-0		0-0-0		0-0-0		
<hr/>											
8-8-0	0-0-0	0-1-0		NON-CONFERENCE	4-5-0		0-1-0		4-1-0		
6-1-0	0-0-0	0-0-0		HOME	2-0-0		0-0-0		4-1-0		
2-7-0	0-0-0	0-0-		AWAY	2-5-0		0-1-0		0-0-0		
0-0-0	0-0-0	0-0-0		NEUTRAL	0-0-0		0-0-0		0-0-0		
<hr/>											
15-3-0	0-0-0	0-0-0		CONFERENCE	0-0-0		3-0-0		12-3-0		
4-2-0	0-0-0	0-0-0		HOME	0-0-0		0-0-0		4-2-0		
11-1-0	0-0-0	0-0-0		AWAY	0-0-0		3-0-0		8-1-0		
0-0-0	0-0-0	0-0-0		NEUTRAL	0-0-0		0-0-0		0-0-0		
<hr/>											
RPI S	Opponent	Score	RPI S	Opponent	Score	RPI S	Opponent	Score	RPI S	Opponent	Score
			42 A	Mississippi St.	2 3	57 A	Memphis	4 8	139 A	Eastern Ky.	15 8
						57 A	Memphis	2 3	139 A	Eastern Ky.	13 11
						57 A	Memphis	5 9	139 A	Eastern Ky.	9 4
						58 A	Oral Roberts	2 6	144 A	UALR	0 1
						58 A	Oral Roberts	7 5	161 H	Saint Louis	8 11
						58 A	Oral Roberts	10 4	164 H	Southern Ill.	5 4
						65 A	Arkansas St.	3 8	168 H	Morehead St.	7 1
						65 H	Arkansas St.	7 0	168 H	Morehead St.	8 9
						90 H	Missouri St.	6 5	168 H	Morehead St.	1 6
									193 A	Belmont	7 0
									193 A	Belmont	11 1
									193 A	Belmont	6 3
									207 A	Austin Peay	10 9
									207 A	Austin Peay	19 7
									207 A	Austin Peay	4 22
									224 H	SIU Edwardsville	12 1
									224 H	SIU Edwardsville	8 7
									224 H	SIU Edwardsville	8 7
									255 H	IPFW	7 6
									255 H	IPFW	6 4
									255 H	IPFW	18 0
			LAST 10 GAMES						288 A	UT Martin	13 0
			207 A	Austin Peay	19 7	224 H	SIU Edwardsville	8 7	288 A	UT Martin	11 1
			207 A	Austin Peay	10 9	224 H	SIU Edwardsville	8 7	288 A	UT Martin	9 3
			207 A	Austin Peay	4 22	65 H	Arkansas St.	7 0			
			164 H	Southern Ill.	5 4	288 A	UT Martin	11 1			
			224 H	SIU Edwardsville	12 1	288 A	UT Martin	9 3			

Non-Div. I Games: Harris-Stowe 6 4

Southeast Mo. St.

Average RPI Win:	113	WON-LOST RECORD	WINNING PCT. RANK	LAST 10 GAMES	STRENGTH OF SCHEDULE	OPP. STRENGTH OF SCHEDULE	TEAM RPI	ADJ RPI	CONF. RPI	ADJ CONF. RPI					
DIV. I ONLY		16-18-0	.47059	163	4-6-0	57	39	86	.53004	86	6	6			
DIV. I NON-CONF.		12-12-0	.5	141	2-3-0	35	16	69	.5356	69	6	6			
<hr/>															
TOTALS	RPI 1-25	RPI 26-50		W-L RECORDS		RPI 51-100		RPI 101-150		RPI 150+					
16-18-0	2-4-0	2-3-0		OVERALL		4-5-0		2-4-0		6-2-0					
8-7-0	2-4-0	1-0-0		HOME		2-1-0		1-1-0		2-1-0					
8-11-0	0-0-0	1-3-0		AWAY		2-4-0		1-3-0		4-1-0					
0-0-0	0-0-0	0-0-0		NEUTRAL		0-0-0		0-0-0		0-0-0					
12-12-0	2-4-0	1-1-0		NON-CONFERENCE		4-4-0		1-2-0		4-1-0					
8-7-0	2-4-0	1-0-0		HOME		2-1-0		1-1-0		2-1-0					
4-5-0	0-0-0	0-0-		AWAY		2-3-0		0-1-0		2-0-0					
0-0-0	0-0-0	0-0-0		NEUTRAL		0-0-0		0-0-0		0-0-0					
4-6-0	0-0-0	1-2-0		CONFERENCE		0-1-0		1-2-0		2-1-0					
0-0-0	0-0-0	0-0-0		HOME		0-0-0		0-0-0		0-0-0					
4-6-0	0-0-0	1-2-0		AWAY		0-1-0		1-2-0		2-1-0					
0-0-0	0-0-0	0-0-0		NEUTRAL		0-0-0		0-0-0		0-0-0					
<hr/>															
RPI S	Opponent	Score		RPI S	Opponent	Score		RPI S	Opponent	Score		RPI S	Opponent	Score	
9 H	Indiana	1	2	38 H	Arizona St.	11	0	56 A	UC Irvine	2	7	135 H	Wright St.	4	1
9 H	Indiana	4	3	39 A	Pepperdine	3	6	82 A	UCLA	1	2	140 A	Loyola Marymount	3	4
9 H	Indiana	2	1	48 A	Cal St. Fullerton	3	2	82 A	UCLA	4	0	140 H	Loyola Marymount	2	8
14 H	Vanderbilt	0	6	48 A	Cal St. Fullerton	5	6	82 H	UCLA	8	5	145 A	UC Davis	2	0
14 H	Vanderbilt	2	5	48 A	Cal St. Fullerton	1	5	82 H	UCLA	0	1	145 A	UC Davis	5	7
14 H	Vanderbilt	2	6					83 A	Wichita St.	4	5	145 A	UC Davis	4	8
								83 A	Wichita St.	7	0	160 A	Arizona	11	4
								94 A	Southern California	3	4	160 A	Arizona	3	2
								94 H	Southern California	2	1	189 A	Cal St. Northridge	5	6
												189 A	Cal St. Northridge	4	3
												189 A	Cal St. Northridge	10	5
												190 H	Utah Valley	7	3
												190 H	Utah Valley	12	0
												190 H	Utah Valley	8	13
<hr/>															
LAST 10 GAMES															
				145 A	UC Davis	4	8	82 A	UCLA	4	0				
				145 A	UC Davis	2	0	82 H	UCLA	0	1				
				145 A	UC Davis	5	7	94 A	Southern California	3	4				
				140 H	Loyola Marymount	2	8	189 A	Cal St. Northridge	5	6				
				82 H	UCLA	8	5	189 A	Cal St. Northridge	4	3				

Non-Div. I Games:

Long Beach St.



O  
k  
l  
a  
h  
o  
m  
a

Oklahoma

Average RPI Win: 170		WON-LOST	WINNING	LAST 10	STRENGTH OF		OPP. STRENGTH	TEAM	ADJ	CONF.	ADJ CONF.
Average RPI Loss: 104		RECORD	PCT. RANK	GAMES	SCHEDULE		OF SCHEDULE	RPI	RPI	RPI	RPI
DIV. I ONLY		20-14-0	.58824	91	8-2-0		128	167	88	.52734	88
DIV. I NON-CONF.		10-7-0	.58824	91	3-0-0		239	277	164	.49327	164
TOTALS		RPI 1-25	RPI 26-50		W-L RECORDS		RPI 51-100		RPI 101-150		RPI 150+
20-14-0		0-3-0	0-0-0		OVERALL		6-5-0		6-4-0		8-2-0
9-7-0		0-2-0	0-0-0		HOME		0-2-0		4-2-0		5-1-0
10-7-0		0-1-0	0-0-0		AWAY		6-3-0		2-2-0		2-1-0
1-0-0		0-0-0	0-0-0		NEUTRAL		0-0-0		0-0-0		1-0-0
10-7-0		0-3-0	0-0-0		NON-CONFERENCE		0-0-0		2-2-0		8-2-0
5-3-0		0-2-0	0-0-0		HOME		0-0-0		0-0-0		5-1-0
4-4-0		0-1-0	0-0-		AWAY		0-0-0		2-2-0		2-1-0
1-0-0		0-0-0	0-0-0		NEUTRAL		0-0-0		0-0-0		1-0-0
10-7-0		0-0-0	0-0-0		CONFERENCE		6-5-0		4-2-0		0-0-0
4-4-0		0-0-0	0-0-0		HOME		0-2-0		4-2-0		0-0-0
6-3-0		0-0-0	0-0-0		AWAY		6-3-0		0-0-0		0-0-0
0-0-0		0-0-0	0-0-0		NEUTRAL		0-0-0		0-0-0		0-0-0
RPI S	Opponent	Score	RPI S	Opponent	Score	RPI S	Opponent	Score	RPI S	Opponent	Score
7 A	La.-Lafayette	1 10				55 A	Sam Houston St.	12 1	124 H	Nicholls St.	2 4
7 H	La.-Lafayette	3 5				55 A	Sam Houston St.	3 1	124 H	Nicholls St.	1 0
21 H	LSU	1 8				55 A	Sam Houston St.	4 9	124 H	Nicholls St.	6 5
						58 A	Oral Roberts	6 4	129 H	Stephen F. Austin	5 4
						58 A	Oral Roberts	3 1	129 H	Stephen F. Austin	5 7
						58 A	Oral Roberts	0 15	129 H	Stephen F. Austin	5 3
						91 A	McNeese St.	4 0	131 A	La.-Monroe	8 6
						91 A	McNeese St.	3 0	138 A	Jacksonville St.	6 3
						91 A	McNeese St.	10 11	138 A	Jacksonville St.	4 6
						91 H	McNeese St.	2 6	138 A	Jacksonville St.	4 5
						91 H	McNeese St.	5 10	204 A	Louisiana Tech	2 1
									225 A	Tex.-Pan American	0 1
									225 A	Tex.-Pan American	6 4
									281 H	Chicago St.	7 2
									281 H	Chicago St.	3 9
									298 N	Prairie View	5 2
									300 H	Grambling	12 3
									301 H	Southern U.	6 2
									301 H	Southern U.	13 9
									301 H	Southern U.	4 3
			LAST 10 GAMES								
			91 A	McNeese St.	4 0	124 H	Nicholls St.	1 0			
			91 A	McNeese St.	10 11	124 H	Nicholls St.	6 5			
			91 A	McNeese St.	3 0	204 A	Louisiana Tech	2 1			
			131 A	La.-Monroe	8 6	300 H	Grambling	12 3			
			124 H	Nicholls St.	2 4	55 A	Sam Houston St.	3 1			

Non-Div. I Games: LSU-Alexandria 16 9

Northwestern St.

Average RPI Win: 204		WON-LOST RECORD	WINNING PCT. RANK	LAST 10 GAMES	STRENGTH OF SCHEDULE	OPP. STRENGTH OF SCHEDULE	TEAM RPI	ADJ RPI		CONF. RPI	ADJ CONF. RPI												
Average RPI Loss: 131																							
DIV. I ONLY		22-12-0	.64706	51	0-0-0	230	195	89	.52573	89	19	19											
DIV. I NON-CONF.		13-10-0	.56522	110	0-0-0	210	198	109	.51746	109	13	13											
<hr/>																							
TOTALS		RPI 1-25		RPI 26-50		W-L RECORDS		RPI 51-100		RPI 101-150		RPI 150+											
22-12-0		2-3-0		0-0-0		OVERALL		0-0-0		1-4-0		19-5-0											
6-0-0		0-0-0		0-0-0		HOME		0-0-0		0-0-0		6-0-0											
6-8-0		2-3-0		0-0-0		AWAY		0-0-0		0-2-0		4-3-0											
10-4-0		0-0-0		0-0-0		NEUTRAL		0-0-0		1-2-0		9-2-0											
13-10-0		2-3-0		0-0-0		NON-CONFERENCE		0-0-0		0-3-0		11-4-0											
0-0-0		0-0-0		0-0-0		HOME		0-0-0		0-0-0		0-0-0											
4-7-0		2-3-0		0-0-		AWAY		0-0-0		0-2-0		2-2-0											
9-3-0		0-0-0		0-0-0		NEUTRAL		0-0-0		0-1-0		9-2-0											
9-2-0		0-0-0		0-0-0		CONFERENCE		0-0-0		1-1-0		8-1-0											
6-0-0		0-0-0		0-0-0		HOME		0-0-0		0-0-0		6-0-0											
2-1-0		0-0-0		0-0-0		AWAY		0-0-0		0-0-0		2-1-0											
1-1-0		0-0-0		0-0-0		NEUTRAL		0-0-0		1-1-0		0-0-0											
RPI	S	Opponent		Score		RPI	S	Opponent		Score		RPI	S	Opponent		Score							
15	A	Kentucky		10	8					101	A	Campbell		3	4								
15	A	Kentucky		1	24					101	A	Campbell		0	4								
15	A	Kentucky		3	26					110	N	Buffalo		5	2								
16	A	Liberty		4	3					110	N	Buffalo		13	14								
16	A	Liberty		0	13					114	N	Iowa		6	16								
										154	A	Toledo		15	4								
										154	A	Toledo		8	4								
										154	A	Toledo		4	12								
										168	N	Morehead St.		7	5								
										186	H	Bowling Green		4	3								
										186	H	Bowling Green		3	2								
										186	H	Bowling Green		9	5								
										210	A	Wofford		6	4								
										216	N	Dayton		3	4								
										231	A	Butler		5	6								
										242	A	Northern Ky.		3	4								
										243	A	USC Upstate		7	4								
										246	N	Milwaukee		3	1								
										247	H	Eastern Mich.		7	3								
										247	H	Eastern Mich.		6	5								
										247	H	Eastern Mich.		20	5								
										255	N	IPFW		9	2								
										255	N	IPFW		15	2								
										255	N	IPFW		3	1								
										255	N	IPFW		3	11								
										271	N	Northwestern		5	4								
										275	N	Rider		5	4								
<hr/>																							
LAST 10 GAMES																							
154 A Toledo						8	4	247 H Eastern Mich.						7	3	255 N IPFW						15	2
154 A Toledo						15	4	247 H Eastern Mich.						20	5	255 N IPFW						3	1
154 A Toledo						4	12	242 A Northern Ky.						3	4	255 N IPFW						3	11
231 A Butler						5	6	110 N Buffalo						5	2	271 N Northwestern						5	4
247 H Eastern Mich.						6	5	110 N Buffalo						13	14	275 N Rider						5	4

Non-Div. I Games: Indiana Tech 13 8 Ind. Wesleyan 11 4

Ball St.

RPI	S	Opponent	Score	
275	N	Rider	4	1
297	N	Mississippi Val.	12	1

Ball St.

B  
a  
l  
l  
S  
t  
.

B  
a  
l  
l  
S  
t  
.

Average RPI Win:	144	WON-LOST	WINNING	LAST 10	STRENGTH OF	OPP. STRENGTH	TEAM	ADJ	CONF.	ADJ CONF.	
Average RPI Loss:	86	RECORD	PCT. RANK	GAMES	SCHEDULE	OF SCHEDULE	RPI	RPI	RPI	RPI	
DIV. I ONLY	15-17-0	.46875	166	6-4-0	71	112	90	.52569	90	5	5
DIV. I NON-CONF.	10-10-0	.5	141	2-2-0	104	102	75	.5324	75	5	5
TOTALS	RPI 1-25	RPI 26-50	W-L RECORDS	RPI 51-100	RPI 101-150	RPI 150+					
15-17-0	0-0-0	1-4-0	OVERALL	3-8-0	4-2-0	7-3-0					
4-5-0	0-0-0	0-3-0	HOME	1-1-0	0-0-0	3-1-0					
8-10-0	0-0-0	1-1-0	AWAY	2-6-0	4-2-0	1-1-0					
3-2-0	0-0-0	0-0-0	NEUTRAL	0-1-0	0-0-0	3-1-0					
10-10-0	0-0-0	1-1-0	NON-CONFERENCE	2-6-0	2-1-0	5-2-0					
2-1-0	0-0-0	0-0-0	HOME	1-1-0	0-0-0	1-0-0					
5-7-0	0-0-0	1-0-	AWAY	1-4-0	2-1-0	1-1-0					
3-2-0	0-0-0	0-0-0	NEUTRAL	0-1-0	0-0-0	3-1-0					
5-7-0	0-0-0	0-3-0	CONFERENCE	1-2-0	2-1-0	2-1-0					
2-4-0	0-0-0	0-3-0	HOME	0-0-0	0-0-0	2-1-0					
3-3-0	0-0-0	0-0-0	AWAY	1-2-0	2-1-0	0-0-0					
0-0-0	0-0-0	0-0-0	NEUTRAL	0-0-0	0-0-0	0-0-0					
RPI S	Opponent	Score	RPI S	Opponent	Score	RPI S	Opponent	Score	RPI S	Opponent	Score
			30 H	Dallas Baptist	0 1	58 A	Oral Roberts	1 4	113 A	Bradley	6 5
			30 H	Dallas Baptist	0 1	58 A	Oral Roberts	3 2	113 A	Bradley	7 2
			30 H	Dallas Baptist	0 2	61 N	Kansas St.	3 8	113 A	Bradley	5 6
			49 A	New Mexico	0 7	65 H	Arkansas St.	5 4	123 A	Central Ark.	4 6
			49 A	New Mexico	6 1	70 A	Oklahoma St.	2 3	123 A	Central Ark.	11 5
						70 H	Oklahoma St.	0 6	123 A	Central Ark.	6 4
						78 A	Missouri	4 9	153 N	Utah	3 7
						83 A	Wichita St.	4 3	161 H	Saint Louis	8 0
						83 A	Wichita St.	0 5	164 H	Southern Ill.	5 9
						83 A	Wichita St.	1 5	164 H	Southern Ill.	6 5
						85 A	Southeast Mo. St.	5 6	164 H	Southern Ill.	8 3
									179 A	Texas-Arlington	5 6
									212 N	Northern Ill.	9 8
									212 N	Northern Ill.	11 0
									258 A	Abilene Christian	12 0
									258 N	Abilene Christian	12 3
LAST 10 GAMES											
			113 A	Bradley	7 2	161 H	Saint Louis	8 0			
			113 A	Bradley	5 6	164 H	Southern Ill.	6 5			
			113 A	Bradley	6 5	164 H	Southern Ill.	5 9			
			78 A	Missouri	4 9	164 H	Southern Ill.	8 3			
			58 A	Oral Roberts	1 4	65 H	Arkansas St.	5 4			

Non-Div. I Games:

Missouri St.

Average RPI Win:		141	WON-LOST RECORD		WINNING PCT. RANK	LAST 10 GAMES		STRENGTH OF SCHEDULE		OPP. STRENGTH OF SCHEDULE	TEAM RPI	ADJ RPI	CONF. RPI	ADJ CONF. RPI			
DIV. I ONLY			19-14-0		.57576	102		103		137	91	.52556	91	14			
DIV. I NON-CONF.			7-7-0		.5	141		244		162	232	.46147	231	14			
TOTALS		RPI 1-25		RPI 26-50		W-L RECORDS		RPI 51-100		RPI 101-150		RPI 150+					
19-14-0		0-2-0		1-0-0		OVERALL		6-5-0		2-1-0		10-6-0					
12-7-0		0-1-0		1-0-0		HOME		4-4-0		0-0-0		7-2-0					
7-6-0		0-1-0		0-0-0		AWAY		2-1-0		2-1-0		3-3-0					
0-1-0		0-0-0		0-0-0		NEUTRAL		0-0-0		0-0-0		0-1-0					
7-7-0		0-2-0		1-0-0		NON-CONFERENCE		1-0-0		0-0-0		5-5-0					
6-3-0		0-1-0		1-0-0		HOME		1-0-0		0-0-0		4-2-0					
1-3-0		0-1-0		0-0-		AWAY		0-0-0		0-0-0		1-2-0					
0-1-0		0-0-0		0-0-0		NEUTRAL		0-0-0		0-0-0		0-1-0					
12-7-0		0-0-0		0-0-0		CONFERENCE		5-5-0		2-1-0		5-1-0					
6-4-0		0-0-0		0-0-0		HOME		3-4-0		0-0-0		3-0-0					
6-3-0		0-0-0		0-0-0		AWAY		2-1-0		2-1-0		2-1-0					
0-0-0		0-0-0		0-0-0		NEUTRAL		0-0-0		0-0-0		0-0-0					
RPI	S	Opponent		Score		RPI	S	Opponent		Score		RPI	S	Opponent		Score	
7	H	La.-Lafayette		8	14	46	H	Southern Miss.		7	1	55	A	Sam Houston St.		1	3
21	A	LSU		3	10							55	H	Sam Houston St.		6	18
												58	H	Oral Roberts		0	2
												58	H	Oral Roberts		5	1
												58	H	Oral Roberts		12	6
												78	H	Missouri		3	2
												88	A	Northwestern St.		6	2
												88	A	Northwestern St.		10	5
												88	H	Northwestern St.		0	4
												88	H	Northwestern St.		11	10
												88	H	Northwestern St.		0	3
												129	A	Stephen F. Austin		10	7
												129	A	Stephen F. Austin		5	4
												129	A	Stephen F. Austin		1	5
												171	H	Valparaiso		5	6
												171	H	Valparaiso		8	0
												171	H	Valparaiso		15	8
												176	H	Houston Baptist		3	2
												176	H	Houston Baptist		4	1
												176	H	Houston Baptist		6	5
												179	H	Texas-Arlington		6	5
												179	H	Texas-Arlington		8	9
												188	A	Lamar		7	8
												188	A	Lamar		6	4
												188	A	Lamar		8	7
												204	A	Louisiana Tech		4	6
												204	A	Louisiana Tech		20	3
												281	H	Chicago St.		9	3
												281	N	Chicago St.		3	6
												301	A	Southern U.		3	4
LAST 10 GAMES																	
						88	H	Northwestern St.		0	4	176	H	Houston Baptist		6	5
						88	H	Northwestern St.		11	10	176	H	Houston Baptist		3	2
						88	H	Northwestern St.		0	3	21	A	LSU		3	10
						7	H	La.-Lafayette		8	14	188	A	Lamar		6	4
						176	H	Houston Baptist		4	1	188	A	Lamar		8	7

Non-Div. I Games: Louisiana Col. 11 2

McNeese St.

Average RPI Win: 172		WON-LOST RECORD		WINNING PCT. RANK		LAST 10 GAMES		STRENGTH OF SCHEDULE		OPP. STRENGTH OF SCHEDULE		TEAM RPI		ADJ RPI		CONF. RPI		ADJ CONF. RPI	
DIV. I ONLY		24-13-0		.64865 49		7-3-0		160		93		92		.52528 92		17		17	
DIV. I NON-CONF.		12-10-0		.54545 122		1-1-0		194		98		176		.4859 175		19		19	
TOTALS		RPI 1-25		RPI 26-50		W-L RECORDS		RPI 51-100		RPI 101-150		RPI 150+							
24-13-0		0-2-0		2-1-0		OVERALL		3-2-0		4-5-0		15-3-0							
17-8-0		0-1-0		2-1-0		HOME		3-1-0		1-4-0		11-1-0							
7-5-0		0-1-0		0-0-0		AWAY		0-1-0		3-1-0		4-2-0							
0-0-0		0-0-0		0-0-0		NEUTRAL		0-0-0		0-0-0		0-0-0							
12-10-0		0-2-0		0-0-0		NON-CONFERENCE		3-2-0		1-5-0		8-1-0							
10-6-0		0-1-0		0-0-0		HOME		3-1-0		1-4-0		6-0-0							
2-4-0		0-1-0		0-0-		AWAY		0-1-0		0-1-0		2-1-0							
0-0-0		0-0-0		0-0-0		NEUTRAL		0-0-0		0-0-0		0-0-0							
12-3-0		0-0-0		2-1-0		CONFERENCE		0-0-0		3-0-0		7-2-0							
7-2-0		0-0-0		2-1-0		HOME		0-0-0		0-0-0		5-1-0							
5-1-0		0-0-0		0-0-0		AWAY		0-0-0		3-0-0		2-1-0							
0-0-0		0-0-0		0-0-0		NEUTRAL		0-0-0		0-0-0		0-0-0							
RPI S	Opponent	Score		RPI S	Opponent	Score		RPI S	Opponent	Score		RPI S	Opponent	Score					
14 A	Vanderbilt	1	5	31 H	Mercer	4	2	59 A	Western Ky.	2	3	102 H	Evansville	2	8				
19 H	Indiana St.	6	10	31 H	Mercer	0	2	59 H	Western Ky.	10	2	102 H	Evansville	7	10				
				31 H	Mercer	2	1	100 H	UConn	4	3	102 H	Evansville	2	3				
								100 H	UConn	4	6	115 H	Miami (OH)	3	9				
								100 H	UConn	14	1	126 A	Kennesaw St.	2	1				
												126 A	Kennesaw St.	7	5				
												126 A	Kennesaw St.	7	6				
												142 A	Middle Tenn.	5	7				
												142 H	Middle Tenn.	9	3				
												167 H	Jacksonville	17	6				
												167 H	Jacksonville	6	7				
												167 H	Jacksonville	7	2				
												169 A	Tennessee Tech	9	10				
												196 H	East Tenn. St.	6	3				
												196 H	East Tenn. St.	5	0				
												196 H	East Tenn. St.	9	7				
												207 A	Austin Peay	14	6				
												216 H	Dayton	12	3				
												226 H	Oakland	13	6				
												226 H	Oakland	7	2				
												226 H	Oakland	7	2				
												226 H	Oakland	8	7				
												243 A	USC Upstate	11	1				
												243 A	USC Upstate	3	6				
												243 A	USC Upstate	11	0				
												259 H	Alabama A&M	18	5				
												288 A	UT Martin	12	2				
												288 A	UT Martin	12	2				
				LAST 10 GAMES															
				31 H	Mercer	0	2	196 H	East Tenn. St.	5	0	243 A	USC Upstate	11	1				
				31 H	Mercer	2	1	196 H	East Tenn. St.	9	7	243 A	USC Upstate	3	6				
				31 H	Mercer	4	2	59 A	Western Ky.	2	3	243 A	USC Upstate	11	0				
				288 A	UT Martin	12	2	243 A	USC Upstate	11	1	259 H	Alabama A&M	18	5				
				196 H	East Tenn. St.	6	3	243 A	USC Upstate	3	6	288 A	UT Martin	12	2				

Non-Div. I Games:

Lipscomb

C  
o  
l  
u  
m  
b  
i  
a

Columbia



Average RPI Win:	150	WON-LOST RECORD	WINNING PCT. RANK	LAST 10 GAMES	STRENGTH OF SCHEDULE	OPP. STRENGTH OF SCHEDULE	TEAM RPI	ADJ RPI	CONF. RPI	ADJ CONF. RPI				
DIV. I ONLY		17-17-0	.5	141	4-6-0	49	67	94	.52487	94	4	4		
DIV. I NON-CONF.		11-7-0	.61111	75	1-1-0	55	219	78	.5298	78	3	3		
<hr/>														
TOTALS	RPI 1-25	RPI 26-50		W-L RECORDS		RPI 51-100		RPI 101-150		RPI 150+				
17-17-0	1-5-0	5-7-0		OVERALL		1-3-0		2-1-0		8-1-0				
12-9-0	1-5-0	1-1-0		HOME		1-1-0		1-1-0		8-1-0				
5-8-0	0-0-0	4-6-0		AWAY		0-2-0		1-0-0		0-0-0				
0-0-0	0-0-0	0-0-0		NEUTRAL		0-0-0		0-0-0		0-0-0				
<hr/>														
11-7-0	1-2-0	1-2-0		NON-CONFERENCE		1-2-0		2-1-0		6-0-0				
10-4-0	1-2-0	1-1-0		HOME		1-0-0		1-1-0		6-0-0				
1-3-0	0-0-0	0-0-		AWAY		0-2-0		1-0-0		0-0-0				
0-0-0	0-0-0	0-0-0		NEUTRAL		0-0-0		0-0-0		0-0-0				
<hr/>														
6-10-0	0-3-0	4-5-0		CONFERENCE		0-1-0		0-0-0		2-1-0				
2-5-0	0-3-0	0-0-0		HOME		0-1-0		0-0-0		2-1-0				
4-5-0	0-0-0	4-5-0		AWAY		0-0-0		0-0-0		0-0-0				
0-0-0	0-0-0	0-0-0		NEUTRAL		0-0-0		0-0-0		0-0-0				
<hr/>														
RPI	S	Opponent	Score		RPI	S	Opponent	Score		RPI	S	Opponent	Score	
6	H	Houston	1	6	26	A	Stanford	4	3	56	A	UC Irvine	4	6
12	H	Cal Poly	16	0	26	A	Stanford	6	3	82	H	UCLA	5	6
12	H	Cal Poly	1	5	26	A	Stanford	2	6	86	A	Long Beach St.	1	2
13	H	Washington	3	8	28	A	Oregon	2	7	86	H	Long Beach St.	4	3
13	H	Washington	2	8	28	A	Oregon	2	7					
13	H	Washington	4	19	28	A	Oregon	3	2					
					38	A	Arizona St.	9	10					
					38	A	Arizona St.	8	7					
					38	A	Arizona St.	3	5					
					39	A	Pepperdine	3	4					
					39	H	Pepperdine	4	10					
					48	H	Cal St. Fullerton	6	1					
<hr/>														
LAST 10 GAMES														
					153	H	Utah	13	2	38	A	Arizona St.	9	10
					153	H	Utah	3	2	38	A	Arizona St.	3	5
					153	H	Utah	2	3	86	H	Long Beach St.	4	3
					39	A	Pepperdine	3	4	13	H	Washington	3	8
					38	A	Arizona St.	8	7	13	H	Washington	4	19

Non-Div. I Games:

Southern California



[illegible]

**Non-Div. I Games:**

Col. of Charleston

RPI	S	Opponent	Score	
292	H	Marist	7	0

Col. of Charleston

C  
o  
l  
.  
o  
f  
C  
h  
a  
r  
l  
e  
s  
t  
o  
n

C  
o  
l  
.  
o  
f  
C  
h  
a  
r  
l  
e  
s  
t  
o  
n

Average RPI Win:		140	WON-LOST RECORD		WINNING PCT. RANK		LAST 10 GAMES		STRENGTH OF SCHEDULE		OPP. STRENGTH OF SCHEDULE		TEAM RPI		ADJ RPI		CONF. RPI		ADJ CONF. RPI								
DIV. I ONLY			17-18-0		.48571 156		1-0-0		24		131		97		.52429 97		15		15								
DIV. I NON-CONF.			14-13-0		.51852 140		1-0-0		9		68		59		.53998 59		16		15								
TOTALS		RPI 1-25		RPI 26-50		W-L RECORDS		RPI 51-100		RPI 101-150		RPI 150+															
17-18-0		3-7-0		0-3-0		OVERALL		4-3-0		2-2-0		8-3-0															
12-11-0		3-7-0		0-1-0		HOME		3-1-0		1-0-0		5-2-0															
4-7-0		0-0-0		0-2-0		AWAY		0-2-0		1-2-0		3-1-0															
1-0-0		0-0-0		0-0-0		NEUTRAL		1-0-0		0-0-0		0-0-0															
14-13-0		3-7-0		0-3-0		NON-CONFERENCE		4-3-0		1-0-0		6-0-0															
11-9-0		3-7-0		0-1-0		HOME		3-1-0		1-0-0		4-0-0															
2-4-0		0-0-0		0-0-		AWAY		0-2-0		0-0-0		2-0-0															
1-0-0		0-0-0		0-0-0		NEUTRAL		1-0-0		0-0-0		0-0-0															
3-5-0		0-0-0		0-0-0		CONFERENCE		0-0-0		1-2-0		2-3-0															
1-2-0		0-0-0		0-0-0		HOME		0-0-0		0-0-0		1-2-0															
2-3-0		0-0-0		0-0-0		AWAY		0-0-0		1-2-0		1-1-0															
0-0-0		0-0-0		0-0-0		NEUTRAL		0-0-0		0-0-0		0-0-0															
RPI	S	Opponent		Score		RPI	S	Opponent		Score		RPI	S	Opponent		Score											
8	H	Virginia		2	7	39	A	Pepperdine		1	2	53	H	West Virginia		2	1	101	H	Campbell		3	0				
15	H	Kentucky		4	10	40	A	San Diego		2	5	53	H	West Virginia		13	10	108	A	William & Mary		2	10				
16	H	Liberty		6	14	44	H	North Carolina St.		2	11	53	H	West Virginia		3	9	108	A	William & Mary		8	2				
16	H	Liberty		11	0							63	H	VMI		5	3	108	A	William & Mary		2	14				
19	H	Indiana St.		1	6							73	N	Baylor		5	3	182	H	UNC Greensboro		5	2				
19	H	Indiana St.		3	2							76	A	Elon		2	3	198	A	James Madison		6	4				
19	H	Indiana St.		5	11							84	A	North Carolina		4	9	198	A	James Madison		5	6				
25	H	VCU		2	4													202	A	Coastal Caro.		7	3				
25	H	VCU		8	14													202	H	Coastal Caro.		5	4				
25	H	VCU		4	2													213	H	Hofstra		5	11				
																		213	H	Hofstra		1	3				
																		213	H	Hofstra		9	2				
																		280	A	N.C. Central		9	0				
																		296	H	Ohio		6	3				
																		296	H	Ohio		9	1				
						LAST 10 GAMES																					
						280 A N.C. Central						9	0	108 A William & Mary						2	10						
						213 H Hofstra						1	3	108 A William & Mary						2	14						
						213 H Hofstra						5	11	108 A William & Mary						8	2						
						213 H Hofstra						9	2	202 H Coastal Caro.						5	4						
						101 H Campbell						3	0	84 A North Carolina						4	9						

Non-Div. I Games:

UNC Wilmington

Average RPI Win: 181		WON-LOST	WINNING	LAST 10	STRENGTH OF		OPP. STRENGTH	TEAM	ADJ	CONF.	ADJ CONF.
Average RPI Loss: 121		RECORD	PCT. RANK	GAMES	SCHEDULE		OF SCHEDULE	RPI	RPI	RPI	RPI
DIV. I ONLY		21-14-0	.677	5-4-0	234		109	98	.52357	98	19
DIV. I NON-CONF.		11-12-0	.47826	1-2-0	186		93	116	.51548	116	13
TOTALS		RPI 1-25	RPI 26-50		W-L RECORDS		RPI 51-100		RPI 101-150		RPI 150+
21-14-0		0-4-0	0-0-0		OVERALL		2-1-0		9-4-0		10-5-0
5-2-0		0-0-0	0-0-0		HOME		0-0-0		5-1-0		0-1-0
13-10-0		0-4-0	0-0-0		AWAY		2-1-0		3-3-0		8-2-0
3-2-0		0-0-0	0-0-0		NEUTRAL		0-0-0		1-0-0		2-2-0
11-12-0		0-4-0	0-0-0		NON-CONFERENCE		2-1-0		4-3-0		5-4-0
0-1-0		0-0-0	0-0-0		HOME		0-0-0		0-0-0		0-1-0
8-9-0		0-4-0	0-0-0		AWAY		2-1-0		3-3-0		3-1-0
3-2-0		0-0-0	0-0-0		NEUTRAL		0-0-0		1-0-0		2-2-0
10-2-0		0-0-0	0-0-0		CONFERENCE		0-0-0		5-1-0		5-1-0
5-1-0		0-0-0	0-0-0		HOME		0-0-0		5-1-0		0-0-0
5-1-0		0-0-0	0-0-0		AWAY		0-0-0		0-0-0		5-1-0
0-0-0		0-0-0	0-0-0		NEUTRAL		0-0-0		0-0-0		0-0-0
RPI S	Opponent	Score	RPI S	Opponent	Score	RPI S	Opponent	Score	RPI S	Opponent	Score
17 A	UNLV	0 5				79 A	UCF	7 6	103 A	Michigan	3 6
17 A	UNLV	2 6				79 A	UCF	4 5	110 H	Buffalo	6 3
17 A	UNLV	2 5				79 A	UCF	3 2	110 H	Buffalo	6 5
17 A	UNLV	8 11							110 H	Buffalo	3 11
									115 H	Miami (OH)	4 1
									115 H	Miami (OH)	2 1
									115 H	Miami (OH)	8 4
									118 N	Bucknell	10 4
									133 A	Troy	4 5
									133 A	Troy	4 1
									133 A	Troy	2 3
									133 A	Troy	3 2
									134 A	Michigan St.	10 1
									186 A	Bowling Green	16 2
									186 A	Bowling Green	8 17
									186 A	Bowling Green	7 6
									194 N	Boston College	4 5
									203 N	Northeastern	5 7
									226 H	Oakland	8 14
									253 N	Villanova	13 3
									256 N	St. Bonaventure	5 0
									261 A	Incarnate Word	6 4
									261 A	Incarnate Word	12 1
									261 A	Incarnate Word	2 5
									261 A	Incarnate Word	3 0
									296 A	Ohio	6 3
									296 A	Ohio	4 2
LAST 10 GAMES			LAST 10 GAMES			LAST 10 GAMES			LAST 10 GAMES		
186 A	Bowling Green	8 17	110 H	Buffalo	3 11	186 A	Bowling Green	16 2	110 H	Buffalo	6 5
186 A	Bowling Green	7 6	110 H	Buffalo	6 3	186 A	Bowling Green	7 6	110 H	Buffalo	6 3
226 H	Oakland	8 14	103 A	Michigan	3 6	226 H	Oakland	8 14	103 A	Michigan	3 6
134 A	Michigan St.	10 1	115 H	Miami (OH)	2 1	134 A	Michigan St.	10 1	115 H	Miami (OH)	2 1

Non-Div. I Games: Madonna 13 7

Central Mich.

RPI	S	Opponent	Score
296	A	Ohio	10 2

Central Mich.

Average RPI Win:		136	WON-LOST RECORD		WINNING PCT. RANK	LAST 10 GAMES	STRENGTH OF SCHEDULE		OPP. STRENGTH OF SCHEDULE	TEAM RPI	ADJ RPI	CONF. RPI	ADJ CONF. RPI
Average RPI Loss:		72											
DIV. I ONLY		19-16-0			.54286 121	3-7-0	124		13	99	.52336 99	9	9
DIV. I NON-CONF.		11-9-0			.55 119	1-1-0	92		8	91	.52411 91	9	9
TOTALS		RPI 1-25	RPI 26-50		W-L RECORDS		RPI 51-100		RPI 101-150		RPI 150+		
19-16-0		0-6-0	0-0-0		OVERALL		3-3-0		8-6-0		8-1-0		
14-6-0		0-3-0	0-0-0		HOME		0-0-0		6-2-0		8-1-0		
5-10-0		0-3-0	0-0-0		AWAY		3-3-0		2-4-0		0-0-0		
0-0-0		0-0-0	0-0-0		NEUTRAL		0-0-0		0-0-0		0-0-0		
11-9-0		0-6-0	0-0-0		NON-CONFERENCE		0-0-0		6-2-0		5-1-0		
10-4-0		0-3-0	0-0-0		HOME		0-0-0		5-0-0		5-1-0		
1-5-0		0-3-0	0-0-		AWAY		0-0-0		1-2-0		0-0-0		
0-0-0		0-0-0	0-0-0		NEUTRAL		0-0-0		0-0-0		0-0-0		
8-7-0		0-0-0	0-0-0		CONFERENCE		3-3-0		2-4-0		3-0-0		
4-2-0		0-0-0	0-0-0		HOME		0-0-0		1-2-0		3-0-0		
4-5-0		0-0-0	0-0-0		AWAY		3-3-0		1-2-0		0-0-0		
0-0-0		0-0-0	0-0-0		NEUTRAL		0-0-0		0-0-0		0-0-0		
RPI S	Opponent	Score	RPI S	Opponent	Score	RPI S	Opponent	Score	RPI S	Opponent	Score		
3 A	Texas	1 5				59 A	Western Ky.	1 4	103 H	Michigan	8 7		
3 H	Texas	3 6				59 A	Western Ky.	13 4	107 H	UTSA	7 6		
6 A	Houston	1 7				59 A	Western Ky.	7 5	109 A	Washington St.	3 4		
11 A	Rice	3 4				65 A	Arkansas St.	4 3	109 A	Washington St.	5 3		
11 H	Rice	1 14				65 A	Arkansas St.	4 5	109 A	Washington St.	6 8		
13 H	Washington	1 6				65 A	Arkansas St.	1 4	121 H	UC Riverside	2 0		
									121 H	UC Riverside	8 7		
									121 H	UC Riverside	7 5		
									130 H	South Ala.	4 5		
									130 H	South Ala.	2 7		
									130 H	South Ala.	2 0		
									131 A	La.-Monroe	12 17		
									131 A	La.-Monroe	6 7		
									131 A	La.-Monroe	12 5		
									155 H	A&M-Corpus Christi	6 4		
									171 H	Valparaiso	2 3		
									179 H	Texas-Arlington	3 1		
									179 H	Texas-Arlington	10 5		
									179 H	Texas-Arlington	7 5		
									184 H	Wagner	9 7		
									184 H	Wagner	3 1		
									184 H	Wagner	8 5		
									220 H	Air Force	6 0		
LAST 10 GAMES													
						131 A	La.-Monroe	6 7	130 H	South Ala.	2 0		
						131 A	La.-Monroe	12 17	130 H	South Ala.	4 5		
						131 A	La.-Monroe	12 5	107 H	UTSA	7 6		
						6 A	Houston	1 7	65 A	Arkansas St.	1 4		
						130 H	South Ala.	2 7	65 A	Arkansas St.	4 5		

Non-Div. I Games:

Texas St.



Average RPI Win: 176		WON-LOST	WINNING	LAST 10	STRENGTH OF		OPP. STRENGTH	TEAM	ADJ	CONF.	ADJ CONF.
Average RPI Loss: 87		RECORD	PCT. RANK	GAMES	SCHEDULE		OF SCHEDULE	RPI	RPI	RPI	RPI
DIV. I ONLY		17-17-0	.5	141	5-5-0		112	99	100	.52265	100
DIV. I NON-CONF.		13-13-0	.5	141	3-4-0		95	78	85	.52704	85
TOTALS		RPI 1-25	RPI 26-50		W-L RECORDS		RPI 51-100		RPI 101-150		RPI 150+
17-17-0		0-4-0	0-3-0		OVERALL		5-4-0		1-2-0		11-4-0
3-4-0		0-0-0	0-2-0		HOME		1-1-0		0-1-0		2-0-0
7-10-0		0-3-0	0-0-0		AWAY		1-2-0		0-1-0		6-4-0
7-3-0		0-1-0	0-1-0		NEUTRAL		3-1-0		1-0-0		3-0-0
13-13-0		0-4-0	0-3-0		NON-CONFERENCE		4-3-0		1-2-0		8-1-0
2-3-0		0-0-0	0-2-0		HOME		0-0-0		0-1-0		2-0-0
4-7-0		0-3-0	0-0-		AWAY		1-2-0		0-1-0		3-1-0
7-3-0		0-1-0	0-1-0		NEUTRAL		3-1-0		1-0-0		3-0-0
4-4-0		0-0-0	0-0-0		CONFERENCE		1-1-0		0-0-0		3-3-0
1-1-0		0-0-0	0-0-0		HOME		1-1-0		0-0-0		0-0-0
3-3-0		0-0-0	0-0-0		AWAY		0-0-0		0-0-0		3-3-0
0-0-0		0-0-0	0-0-0		NEUTRAL		0-0-0		0-0-0		0-0-0
RPI S	Opponent	Score	RPI S	Opponent	Score	RPI S	Opponent	Score	RPI S	Opponent	Score
1 A	Florida	0 1	47 N	Auburn	3 7	66 N	Ohio St.	2 8	125 H	Stony Brook	3 6
1 A	Florida	5 6	50 H	Bryant	3 5	67 H	Rutgers	5 7	141 A	Hartford	2 3
1 A	Florida	1 2	50 H	Bryant	2 7	67 H	Rutgers	11 4	150 N	Central Conn. St.	6 1
19 N	Indiana St.	0 3				81 N	Sacred Heart	5 0	165 A	South Fla.	4 2
						83 N	Wichita St.	2 1	165 A	South Fla.	1 2
						92 A	Lipscomb	1 14	165 A	South Fla.	2 6
						92 A	Lipscomb	6 4	170 N	George Mason	11 2
						92 A	Lipscomb	3 4	194 A	Boston College	1 2
						95 N	Illinois	6 0	199 A	Cincinnati	7 2
									199 A	Cincinnati	14 3
									199 A	Cincinnati	1 3
									203 A	Northeastern	2 0
									232 H	Brown	7 4
									235 H	Yale	14 1
									239 N	Saint Peter's	10 1
									253 A	Villanova	7 6
									260 A	La Salle	17 1
									262 N	Harvard	9 4
			LAST 10 GAMES								
			199 A	Cincinnati	14 3	50 H	Bryant	3 5			
			199 A	Cincinnati	7 2	125 H	Stony Brook	3 6			
			199 A	Cincinnati	1 3	50 H	Bryant	2 7			
			232 H	Brown	7 4	235 H	Yale	14 1			
			203 A	Northeastern	2 0	194 A	Boston College	1 2			

Non-Div. I Games:

UConn

Average RPI Win:	196	WON-LOST RECORD	WINNING PCT. RANK	LAST 10 GAMES	STRENGTH OF SCHEDULE	OPP. STRENGTH OF SCHEDULE	TEAM RPI	ADJ RPI	CONF. RPI	ADJ CONF. RPI				
DIV. I ONLY		25-12-0	.67568	43	6-4-0	184	149	101	.52191	101	18	18		
DIV. I NON-CONF.		14-8-0	.63636	65	0-3-0	196	169	152	.50005	152	21	21		
<hr/>														
TOTALS	RPI 1-25	RPI 26-50		W-L RECORDS		RPI 51-100		RPI 101-150		RPI 150+				
25-12-0	1-2-0	1-3-0		OVERALL		3-3-0		2-2-0		18-2-0				
19-7-0	0-0-0	1-3-0		HOME		2-0-0		2-2-0		14-2-0				
4-5-0	1-2-0	0-0-0		AWAY		0-3-0		0-0-0		3-0-0				
2-0-0	0-0-0	0-0-0		NEUTRAL		1-0-0		0-0-0		1-0-0				
<hr/>														
14-8-0	0-0-0	0-1-0		NON-CONFERENCE		3-3-0		2-2-0		9-2-0				
12-5-0	0-0-0	0-1-0		HOME		2-0-0		2-2-0		8-2-0				
0-3-0	0-0-0	0-0-		AWAY		0-3-0		0-0-0		0-0-0				
2-0-0	0-0-0	0-0-0		NEUTRAL		1-0-0		0-0-0		1-0-0				
<hr/>														
11-4-0	1-2-0	1-2-0		CONFERENCE		0-0-0		0-0-0		9-0-0				
7-2-0	0-0-0	1-2-0		HOME		0-0-0		0-0-0		6-0-0				
4-2-0	1-2-0	0-0-0		AWAY		0-0-0		0-0-0		3-0-0				
0-0-0	0-0-0	0-0-0		NEUTRAL		0-0-0		0-0-0		0-0-0				
<hr/>														
RPI	S	Opponent	Score		RPI	S	Opponent	Score		RPI	S	Opponent	Score	
16	A	Liberty	1	17	44	H	North Carolina St.	2	9	74	A	East Carolina	3	8
16	A	Liberty	6	5	45	H	High Point	2	10	76	A	Elon	1	2
16	A	Liberty	1	5	45	H	High Point	6	8	78	N	Missouri	6	3
					45	H	High Point	8	5	89	H	Ball St.	4	3
										89	H	Ball St.	4	0
										97	A	UNC Wilmington	0	3

Non-Div. I Games:

Campbell

Average RPI Win: 159		WON-LOST RECORD		WINNING PCT. RANK		LAST 10 GAMES		STRENGTH OF SCHEDULE		OPP. STRENGTH OF SCHEDULE		TEAM RPI		ADJ RPI		CONF. RPI		ADJ CONF. RPI	
DIV. I ONLY		21-12-0		.63636 59		6-3-0		221		80		102		.52177 102		5		5	
DIV. I NON-CONF.		17-10-0		.62963 69		4-2-0		271		92		133		.50956 133		5		5	
TOTALS		RPI 1-25		RPI 26-50		W-L RECORDS		RPI 51-100		RPI 101-150		RPI 150+							
21-12-0		3-1-0		0-3-0		OVERALL		5-1-0		2-1-0		11-6-0							
11-4-0		2-1-0		0-0-0		HOME		2-1-0		2-1-0		5-1-0							
8-6-0		1-0-0		0-3-0		AWAY		3-0-0		0-0-0		4-3-0							
2-2-0		0-0-0		0-0-0		NEUTRAL		0-0-0		0-0-0		2-2-0							
17-10-0		1-0-0		0-3-0		NON-CONFERENCE		3-0-0		2-1-0		11-6-0							
7-2-0		0-0-0		0-0-0		HOME		0-0-0		2-1-0		5-1-0							
8-6-0		1-0-0		0-0-		AWAY		3-0-0		0-0-0		4-3-0							
2-2-0		0-0-0		0-0-0		NEUTRAL		0-0-0		0-0-0		2-2-0							
4-2-0		2-1-0		0-0-0		CONFERENCE		2-1-0		0-0-0		0-0-0							
4-2-0		2-1-0		0-0-0		HOME		2-1-0		0-0-0		0-0-0							
0-0-0		0-0-0		0-0-0		AWAY		0-0-0		0-0-0		0-0-0							
0-0-0		0-0-0		0-0-0		NEUTRAL		0-0-0		0-0-0		0-0-0							
RPI	S	Opponent		Score		RPI	S	Opponent		Score		RPI	S	Opponent		Score			
14	A	Vanderbilt		8	3	31	A	Mercer		5	8	83	H	Wichita St.		13	2		
19	H	Indiana St.		1	4	31	A	Mercer		5	6	83	H	Wichita St.		5	1		
19	H	Indiana St.		5	2	31	A	Mercer		3	8	83	H	Wichita St.		3	13		
19	H	Indiana St.		5	2							92	A	Lipscomb		10	7		
												92	A	Lipscomb		8	2		
												92	A	Lipscomb		3	2		
												186	N	Bowling Green		2	4		
												193	A	Belmont		7	12		
												206	H	Western Ill.		1	0		
												206	H	Western Ill.		1	0		
												206	H	Western Ill.		1	12		
												207	A	Austin Peay		10	9		
												207	A	Austin Peay		6	7		
												217	N	Maine		9	7		
												221	A	Charlotte		1	4		
												221	A	Charlotte		4	2		
												221	A	Charlotte		3	2		
												221	A	Charlotte		10	2		
												224	H	SIU Edwardsville		15	7		
												271	N	Northwestern		6	4		
												288	H	UT Martin		5	2		
												288	H	UT Martin		6	5		
												295	N	North Dakota St.		8	9		
LAST 10 GAMES																			
83	H	Wichita St.		3	13	221	A	Charlotte		10	2	221	A	Charlotte		3	2		
83	H	Wichita St.		13	2	221	A	Charlotte		4	2	193	A	Belmont		7	12		
83	H	Wichita St.		5	1	224	H	SIU Edwardsville		15	7	139	H	Eastern Ky.		2	3		
221	A	Charlotte		4	2														
221	A	Charlotte		1	4														

Non-Div. I Games: Oakland City 13 2

Evansville

Average RPI Win:	143	WON-LOST RECORD	WINNING PCT. RANK	LAST 10 GAMES	STRENGTH OF SCHEDULE	OPP. STRENGTH OF SCHEDULE	TEAM RPI	ADJ RPI	CONF. RPI	ADJ CONF. RPI			
DIV. I ONLY		16-19-1	.45833	174	6-4-0	55	142	103	.52173	103	11	11	
DIV. I NON-CONF.		10-13-1	.4375	188	1-1-0	100	129	137	.50722	137	10	10	
<hr/>													
TOTALS	RPI 1-25	RPI 26-50		W-L RECORDS		RPI 51-100		RPI 101-150		RPI 150+			
16-19-1	1-6-1	0-1-0		OVERALL		4-5-0		5-3-0		6-4-0			
5-4-0	0-0-0	0-0-0		HOME		1-0-0		3-3-0		1-1-0			
5-10-0	1-5-0	0-1-0		AWAY		3-4-0		1-0-0		0-0-0			
6-5-1	0-1-1	0-0-0		NEUTRAL		0-1-0		1-0-0		5-3-0			
10-13-1	0-4-1	0-1-0		NON-CONFERENCE		2-4-0		2-0-0		6-4-0			
2-1-0	0-0-0	0-0-0		HOME		1-0-0		0-0-0		1-1-0			
2-7-0	0-3-0	0-0-		AWAY		1-3-0		1-0-0		0-0-0			
6-5-1	0-1-1	0-0-0		NEUTRAL		0-1-0		1-0-0		5-3-0			
6-6-0	1-2-0	0-0-0		CONFERENCE		2-1-0		3-3-0		0-0-0			
3-3-0	0-0-0	0-0-0		HOME		0-0-0		3-3-0		0-0-0			
3-3-0	1-2-0	0-0-0		AWAY		2-1-0		0-0-0		0-0-0			
0-0-0	0-0-0	0-0-0		NEUTRAL		0-0-0		0-0-0		0-0-0			
RPI S	Opponent	Score	RPI S	Opponent	Score	RPI S	Opponent	Score	RPI S	Opponent	Score		
6 A	Houston	0 1	44 A	North Carolina St.	0 3	79 A	UCF	3 2	114 H	Iowa	6 5		
6 A	Houston	3 4				82 N	UCLA	0 5	114 H	Iowa	4 2		
6 A	Houston	1 2				95 A	Illinois	0 1	114 H	Iowa	2 3		
9 A	Indiana	4 3				95 A	Illinois	17 9	132 A	FGCU	6 4		
9 A	Indiana	1 5				95 A	Illinois	4 2	136 N	Kent St.	3 2		
9 A	Indiana	3 5				96 A	Col. of Charleston	3 4	143 H	Minnesota	1 3		
13 N	Washington	7 7				96 A	Col. of Charleston	2 3	143 H	Minnesota	8 1		
13 N	Washington	6 8				98 H	Central Mich.	6 3	143 H	Minnesota	6 9		
						99 A	Texas St.	7 8	183 N	Appalachian St.	4 3		
									183 N	Appalachian St.	1 4		
									208 H	Notre Dame	1 9		
									208 N	Notre Dame	4 2		
									211 H	Western Mich.	12 4		
									220 N	Air Force	8 2		
									223 N	Princeton	8 2		
									223 N	Princeton	5 6		
									223 N	Princeton	3 7		
									223 N	Princeton	4 2		
<hr/>													
LAST 10 GAMES													
95 A Illinois						4	2	143 H Minnesota				8	1
95 A Illinois						17	9	143 H Minnesota				6	9
95 A Illinois						0	1	98 H Central Mich.				6	3
208 H Notre Dame						1	9	114 H Iowa				6	5
143 H Minnesota						1	3	114 H Iowa				4	2

Non-Div. I Games:

Michigan

Average RPI Win: 141		WON-LOST	WINNING	LAST 10	STRENGTH OF		OPP. STRENGTH	TEAM	ADJ	CONF.	ADJ CONF.
Average RPI Loss: 112		RECORD	PCT. RANK	GAMES	SCHEDULE		OF SCHEDULE	RPI	RPI	RPI	RPI
DIV. I ONLY		19-14-0	.57576	102	7-3-0		224	10	104	.5216	104
DIV. I NON-CONF.		8-7-0	.53333	129	2-2-0		260	5	140	.50565	140
TOTALS		RPI 1-25	RPI 26-50		W-L RECORDS		RPI 51-100		RPI 101-150		RPI 150+
19-14-0		0-0-0	0-0-0		OVERALL		6-7-0		1-2-0		12-5-0
11-2-0		0-0-0	0-0-0		HOME		3-0-0		1-1-0		7-1-0
7-11-0		0-0-0	0-0-0		AWAY		3-7-0		0-1-0		4-3-0
1-1-0		0-0-0	0-0-0		NEUTRAL		0-0-0		0-0-0		1-1-0
8-7-0		0-0-0	0-0-0		NON-CONFERENCE		2-2-0		1-2-0		5-3-0
3-1-0		0-0-0	0-0-0		HOME		0-0-0		1-1-0		2-0-0
4-5-0		0-0-0	0-0-		AWAY		2-2-0		0-1-0		2-2-0
1-1-0		0-0-0	0-0-0		NEUTRAL		0-0-0		0-0-0		1-1-0
11-7-0		0-0-0	0-0-0		CONFERENCE		4-5-0		0-0-0		7-2-0
8-1-0		0-0-0	0-0-0		HOME		3-0-0		0-0-0		5-1-0
3-6-0		0-0-0	0-0-0		AWAY		1-5-0		0-0-0		2-1-0
0-0-0		0-0-0	0-0-0		NEUTRAL		0-0-0		0-0-0		0-0-0
RPI S	Opponent	Score	RPI S	Opponent	Score	RPI S	Opponent	Score	RPI S	Opponent	Score
						51 A	Hawaii	7 4	128 H	Grand Canyon	3 2
						51 A	Hawaii	0 1	128 H	Grand Canyon	0 4
						51 A	Hawaii	3 6	145 A	UC Davis	3 4
						51 A	Hawaii	10 6	152 A	San Jose St.	6 5
						64 A	San Diego St.	4 3	152 A	San Jose St.	7 4
						64 A	San Diego St.	0 3	152 A	San Jose St.	1 2
						64 A	San Diego St.	4 10	152 H	San Jose St.	8 3
						64 H	San Diego St.	8 0	152 H	San Jose St.	4 7
						64 H	San Diego St.	11 4	152 H	San Jose St.	6 4
						64 H	San Diego St.	4 2	158 A	Sacramento St.	4 7
						69 A	Fresno St.	9 11	159 A	Pacific	8 4
						69 A	Fresno St.	3 5	159 H	Pacific	7 6
						69 A	Fresno St.	1 4	194 N	Boston College	3 7
									194 N	Boston College	4 1
									204 A	Santa Clara	3 4
									204 A	Santa Clara	4 1
									204 H	Santa Clara	9 4
									220 H	Air Force	7 1
									220 H	Air Force	5 1
									220 H	Air Force	5 2
LAST 10 GAMES											
						64 H	San Diego St.	11 4	152 A	San Jose St.	6 5
						64 H	San Diego St.	8 0	152 A	San Jose St.	1 2
						64 H	San Diego St.	4 2	128 H	Grand Canyon	3 2
						204 H	Santa Clara	9 4	128 H	Grand Canyon	0 4
						152 A	San Jose St.	7 4	145 A	UC Davis	3 4

Non-Div. I Games:

Nevada

Average RPI Win: 216		WON-LOST RECORD		WINNING PCT. RANK		LAST 10 GAMES		STRENGTH OF SCHEDULE		OPP. STRENGTH OF SCHEDULE		TEAM RPI		ADJ RPI		CONF. RPI		ADJ CONF. RPI	
DIV. I ONLY		16-15-0		.51613 133		0-1-0		114		232		105		.52151 105		15		15	
DIV. I NON-CONF.		15-10-0		.6 81		0-1-0		132		235		48		.54691 48		16		15	
TOTALS		RPI 1-25		RPI 26-50		W-L RECORDS		RPI 51-100		RPI 101-150		RPI 150+							
16-15-0		0-4-0		0-0-0		OVERALL		1-3-0		1-2-0		14-6-0							
3-3-0		0-0-0		0-0-0		HOME		0-3-0		0-0-0		3-0-0							
6-12-0		0-4-0		0-0-0		AWAY		1-0-0		0-2-0		5-6-0							
7-0-0		0-0-0		0-0-0		NEUTRAL		0-0-0		1-0-0		6-0-0							
15-10-0		0-4-0		0-0-0		NON-CONFERENCE		1-0-0		1-2-0		13-4-0							
3-0-0		0-0-0		0-0-0		HOME		0-0-0		0-0-0		3-0-0							
5-10-0		0-4-0		0-0-		AWAY		1-0-0		0-2-0		4-4-0							
7-0-0		0-0-0		0-0-0		NEUTRAL		0-0-0		1-0-0		6-0-0							
1-5-0		0-0-0		0-0-0		CONFERENCE		0-3-0		0-0-0		1-2-0							
0-3-0		0-0-0		0-0-0		HOME		0-3-0		0-0-0		0-0-0							
1-2-0		0-0-0		0-0-0		AWAY		0-0-0		0-0-0		1-2-0							
0-0-0		0-0-0		0-0-0		NEUTRAL		0-0-0		0-0-0		0-0-0							
RPI	S	Opponent		Score		RPI	S	Opponent		Score		RPI	S	Opponent		Score			
6	A	Houston		3	6							101	A	Campbell		4	5		
6	A	Houston		3	20							112	A	St. John's (NY)		3	10		
6	A	Houston		6	7							127	N	Penn		4	2		
8	A	Virginia		3	5							162	N	Marshall		8	3		
												178	N	Army		3	1		
												201	A	Georgetown		10	2		
												201	A	Georgetown		2	6		
												201	H	Georgetown		8	4		
												201	N	Georgetown		9	1		
												203	A	Northeastern		3	1		
												203	A	Northeastern		2	3		
												203	A	Northeastern		4	7		
												215	A	Delaware St.		3	4		
												215	H	Delaware St.		4	1		
												249	A	Bakersfield		1	8		
												249	A	Bakersfield		4	5		
												249	A	Bakersfield		3	2		
												263	N	Monmouth		6	5		
												263	N	Monmouth		3	0		
												276	A	George Washington		5	3		
												287	N	Albany (NY)		8	2		
												289	A	Navy		3	2		
												291	H	Coppin St.		13	1		
LAST 10 GAMES				LAST 10 GAMES				LAST 10 GAMES				LAST 10 GAMES							
112	A	St. John's (NY)		3	10	215	A	Delaware St.		3	4								
203	A	Northeastern		2	3	96	H	Col. of Charleston		6	8								
203	A	Northeastern		3	1	96	H	Col. of Charleston		3	5								
203	A	Northeastern		4	7	96	H	Col. of Charleston		5	14								
276	A	George Washington		5	3	215	H	Delaware St.		4	1								

Non-Div. I Games:

Towson

Average RPI Win:	152	WON-LOST	WINNING	LAST 10	STRENGTH OF	OPP. STRENGTH	TEAM	ADJ	CONF.	ADJ CONF.	
Average RPI Loss:	61	RECORD	PCT. RANK	GAMES	SCHEDULE	OF SCHEDULE	RPI	RPI	RPI	RPI	
DIV. I ONLY	17-17-1	.5	141	2-0-0	56	73	106	.52095	106	3	3
DIV. I NON-CONF.	10-6-1	.61765	74	2-0-0	141	178	114	.51611	114	4	4
<hr/>											
TOTALS	RPI 1-25	RPI 26-50		W-L RECORDS		RPI 51-100		RPI 101-150		RPI 150+	
17-17-1	3-10-0	0-3-0		OVERALL		1-0-0		5-1-0		9-3-1	
13-7-0	2-5-0	0-0-0		HOME		1-0-0		5-1-0		5-1-0	
2-10-1	1-5-0	0-3-0		AWAY		0-0-0		0-0-0		2-2-1	
2-0-0	0-0-0	0-0-0		NEUTRAL		0-0-0		0-0-0		2-0-0	
10-6-1	1-3-0	0-0-0		NON-CONFERENCE		1-0-0		2-1-0		7-2-1	
8-3-0	0-1-0	0-0-0		HOME		1-0-0		2-1-0		5-1-0	
1-3-1	1-2-0	0-0-		AWAY		0-0-0		0-0-0		0-1-1	
2-0-0	0-0-0	0-0-0		NEUTRAL		0-0-0		0-0-0		2-0-0	
7-11-0	2-7-0	0-3-0		CONFERENCE		0-0-0		3-0-0		2-1-0	
5-4-0	2-4-0	0-0-0		HOME		0-0-0		3-0-0		0-0-0	
2-7-0	0-3-0	0-3-0		AWAY		0-0-0		0-0-0		2-1-0	
0-0-0	0-0-0	0-0-0		NEUTRAL		0-0-0		0-0-0		0-0-0	
RPI	S	Opponent	Score	RPI	S	Opponent	Score	RPI	S	Opponent	Score
8	A	Virginia	4 7	29	A	Clemson	6 7	67	H	Rutgers	6 3
8	A	Virginia	1 2	29	A	Clemson	4 11				
8	A	Virginia	2 9	29	A	Clemson	2 12				
16	A	Liberty	4 3								
20	H	Miami (FL)	3 4								
20	H	Miami (FL)	2 9								
20	H	Miami (FL)	7 8								
21	A	LSU	0 9								
22	H	Maryland	6 4								
22	H	Maryland	3 1								
22	H	Maryland	2 4								
25	A	VCU	6 11								
25	H	VCU	14 21								
<hr/>											
LAST 10 GAMES											
16	A	Liberty	4 3	25	A	VCU	6 11				
250	H	Longwood	4 1	20	H	Miami (FL)	2 9				
22	H	Maryland	6 4	20	H	Miami (FL)	3 4				
22	H	Maryland	2 4	20	H	Miami (FL)	7 8				
22	H	Maryland	3 1	148	H	Radford	8 5				

Non-Div. I Games:

Virginia Tech

Average RPI Win: 170		WON-LOST RECORD	WINNING PCT. RANK	LAST 10 GAMES	STRENGTH OF SCHEDULE	OPP. STRENGTH OF SCHEDULE	TEAM RPI	ADJ RPI	CONF. RPI	ADJ CONF. RPI	
Average RPI Loss: 116											
DIV. I ONLY		24-12-0	.66667 45	7-3-0	192	107	107	.52074 107	10	10	
DIV. I NON-CONF.		14-7-0	.66667 49	1-1-0	169	174	106	.51849 106	11	11	
<hr/>											
TOTALS		RPI 1-25	RPI 26-50		W-L RECORDS		RPI 51-100		RPI 101-150		RPI 150+
24-12-0		0-0-0	1-4-0		OVERALL		4-2-0		1-0-0		18-6-0
17-7-0		0-0-0	0-1-0		HOME		3-1-0		0-0-0		14-5-0
6-4-0		0-0-0	1-2-0		AWAY		1-1-0		0-0-0		4-1-0
1-1-0		0-0-0	0-1-0		NEUTRAL		0-0-0		1-0-0		0-0-0
<hr/>											
14-7-0		0-0-0	0-2-0		NON-CONFERENCE		4-2-0		1-0-0		9-3-0
10-5-0		0-0-0	0-1-0		HOME		3-1-0		0-0-0		7-3-0
3-1-0		0-0-0	0-0-		AWAY		1-1-0		0-0-0		2-0-0
1-1-0		0-0-0	0-1-0		NEUTRAL		0-0-0		1-0-0		0-0-0
<hr/>											
10-5-0		0-0-0	1-2-0		CONFERENCE		0-0-0		0-0-0		9-3-0
7-2-0		0-0-0	0-0-0		HOME		0-0-0		0-0-0		7-2-0
3-3-0		0-0-0	1-2-0		AWAY		0-0-0		0-0-0		2-1-0
0-0-0		0-0-0	0-0-0		NEUTRAL		0-0-0		0-0-0		0-0-0
<hr/>											
RPI S	Opponent	Score	RPI S	Opponent	Score	RPI S	Opponent	Score	RPI S	Opponent	Score
			30 H	Dallas Baptist	5 6	55 A	Sam Houston St.	9 2	147 N	BYU	7 1
			34 N	TCU	1 5	93 H	Columbia	5 4	155 A	A&M-Corpus Christi	8 3
			46 A	Southern Miss.	4 1	93 H	Columbia	9 8	155 A	A&M-Corpus Christi	10 2
			46 A	Southern Miss.	9 10	93 H	Columbia	5 1	155 H	A&M-Corpus Christi	1 6
			46 A	Southern Miss.	2 6	93 H	Columbia	2 4	157 A	Tulane	5 0
						99 A	Texas St.	6 7	157 A	Tulane	8 1
									157 A	Tulane	1 4
									162 H	Marshall	2 5
									162 H	Marshall	7 2
									162 H	Marshall	6 2
									166 H	Fla. Atlantic	0 3
									166 H	Fla. Atlantic	6 0
									166 H	Fla. Atlantic	6 4
									176 H	Houston Baptist	7 9
									204 H	Louisiana Tech	3 2
									204 H	Louisiana Tech	10 1
									204 H	Louisiana Tech	6 3
									225 H	Tex.-Pan American	6 5
									227 H	South Dakota St.	5 1
									227 H	South Dakota St.	6 7
									227 H	South Dakota St.	8 5
									239 H	Saint Peter's	14 0
									239 H	Saint Peter's	15 3
									239 H	Saint Peter's	1 0
									261 H	Incarinate Word	10 4
<hr/>											
LAST 10 GAMES											
			162 H	Marshall	2 5	157 A	Tulane	8 1	239 H	Saint Peter's	15 3
			162 H	Marshall	7 2	157 A	Tulane	1 4	239 H	Saint Peter's	1 0
			162 H	Marshall	6 2	99 A	Texas St.	6 7	261 H	Incarinate Word	10 4
			155 A	A&M-Corpus Christi	10 2	204 H	Louisiana Tech	6 3			
			157 A	Tulane	5 0	204 H	Louisiana Tech	10 1			

Non-Div. I Games:

UTSA



[illegible]

**Non-Div. I Games:**

William & Mary

Average RPI Win:	99	WON-LOST	WINNING	LAST 10	STRENGTH OF	OPP. STRENGTH	TEAM	ADJ	CONF.	ADJ CONF.		
Average RPI Loss:	106	RECORD	PCT. RANK	GAMES	SCHEDULE	OF SCHEDULE	RPI	RPI	RPI	RPI		
DIV. I ONLY		16-16-0	.5	141	7-3-0	111	22	109	.52039	109	4	4
DIV. I NON-CONF.		9-11-0	.45	182	3-1-0	198	15	171	.48785	170	3	3
<hr/>												
TOTALS	RPI 1-25	RPI 26-50		W-L RECORDS		RPI 51-100		RPI 101-150		RPI 150+		
16-16-0	1-2-0	3-2-0		OVERALL		6-5-0		0-2-0		6-5-0		
9-6-0	1-2-0	0-0-0		HOME		5-3-0		0-0-0		3-1-0		
7-9-0	0-0-0	3-2-0		AWAY		1-2-0		0-1-0		3-4-0		
0-1-0	0-0-0	0-0-0		NEUTRAL		0-0-0		0-1-0		0-0-0		
9-11-0	0-0-0	3-2-0		NON-CONFERENCE		2-3-0		0-2-0		4-4-0		
5-4-0	0-0-0	0-0-0		HOME		2-3-0		0-0-0		3-1-0		
4-6-0	0-0-0	3-0-		AWAY		0-0-0		0-1-0		1-3-0		
0-1-0	0-0-0	0-0-0		NEUTRAL		0-0-0		0-1-0		0-0-0		
7-5-0	1-2-0	0-0-0		CONFERENCE		4-2-0		0-0-0		2-1-0		
4-2-0	1-2-0	0-0-0		HOME		3-0-0		0-0-0		0-0-0		
3-3-0	0-0-0	0-0-0		AWAY		1-2-0		0-0-0		2-1-0		
0-0-0	0-0-0	0-0-0		NEUTRAL		0-0-0		0-0-0		0-0-0		
RPI	S	Opponent	Score	RPI	S	Opponent	Score	RPI	S	Opponent	Score	
24	H	Oregon St.	4 1	40	A	San Diego	9 7	62	H	California	3 1	
24	H	Oregon St.	1 8	40	A	San Diego	4 3	62	H	California	3 0	
24	H	Oregon St.	5 12	48	A	Cal St. Fullerton	9 7	62	H	California	6 5	
				48	A	Cal St. Fullerton	0 12	68	H	Western Caro.	1 13	
				48	A	Cal St. Fullerton	4 5	68	H	Western Caro.	6 8	
								82	A	UCLA	2 0	
								82	A	UCLA	7 8	
								82	A	UCLA	2 4	
								99	H	Texas St.	8 6	
								99	H	Texas St.	4 3	
								99	H	Texas St.	3 5	

Non-Div. I Games:

Washington St.



Average RPI Win: 180		WON-LOST	WINNING	LAST 10	STRENGTH OF		OPP. STRENGTH	TEAM	ADJ		CONF.	ADJ CONF.
Average RPI Loss: 133		RECORD	PCT. RANK	GAMES	SCHEDULE		OF SCHEDULE	RPI	RPI		RPI	RPI
DIV. I ONLY		22-10-0	.6875	32	7-3-0		200	122	111		12	12
DIV. I NON-CONF.		10-7-0	.58824	91	1-1-0		277	113	213		18	18
TOTALS		RPI 1-25	RPI 26-50		W-L RECORDS		RPI 51-100		RPI 101-150		RPI 150+	
22-10-0		0-0-0	0-1-0		OVERALL		3-3-0		4-3-0		15-3-0	
19-6-0		0-0-0	0-0-0		HOME		3-1-0		4-3-0		12-2-0	
3-4-0		0-0-0	0-1-0		AWAY		0-2-0		0-0-0		3-1-0	
0-0-0		0-0-0	0-0-0		NEUTRAL		0-0-0		0-0-0		0-0-0	
10-7-0		0-0-0	0-1-0		NON-CONFERENCE		1-2-0		2-2-0		7-2-0	
10-3-0		0-0-0	0-0-0		HOME		1-0-0		2-2-0		7-1-0	
0-4-0		0-0-0	0-0-		AWAY		0-2-0		0-0-0		0-1-0	
0-0-0		0-0-0	0-0-0		NEUTRAL		0-0-0		0-0-0		0-0-0	
12-3-0		0-0-0	0-0-0		CONFERENCE		2-1-0		2-1-0		8-1-0	
9-3-0		0-0-0	0-0-0		HOME		2-1-0		2-1-0		5-1-0	
3-0-0		0-0-0	0-0-0		AWAY		0-0-0		0-0-0		3-0-0	
0-0-0		0-0-0	0-0-0		NEUTRAL		0-0-0		0-0-0		0-0-0	
RPI S	Opponent	Score	RPI S	Opponent	Score	RPI S	Opponent	Score	RPI S	Opponent	Score	
			44 A	North Carolina St.	5 7	54 A	Wake Forest	3 4	115 H	Miami (OH)	11 14	
						54 H	Wake Forest	7 6	115 H	Miami (OH)	13 6	
						72 H	Samford	7 2	115 H	Miami (OH)	0 6	
						72 H	Samford	10 9	117 H	Ga. Southern	5 7	
						72 H	Samford	5 6	117 H	Ga. Southern	5 2	
						84 A	North Carolina	3 10	117 H	Ga. Southern	6 0	
									137 H	Duke	3 2	
									180 A	Furman	3 2	
									180 A	Furman	11 6	
									180 A	Furman	10 5	
									181 H	Citadel	10 8	
									181 H	Citadel	13 3	
									181 H	Citadel	2 1	
									200 H	Winthrop	3 0	
									210 H	Wofford	7 20	
									210 H	Wofford	7 3	
									210 H	Wofford	9 7	
									251 H	Mt. St. Mary's	2 8	
									251 H	Mt. St. Mary's	11 0	
									257 H	Massachusetts	9 8	
									257 H	Massachusetts	13 3	
									265 H	N.C. A&T	7 4	
									265 H	N.C. A&T	3 1	
									267 A	UNC Asheville	10 12	
									268 H	Fairleigh Dickinson	4 2	
LAST 10 GAMES												
			72 H	Samford	7 2	180 A	Furman	10 5	265 H	N.C. A&T	3 1	
			72 H	Samford	5 6	180 A	Furman	3 2	267 A	UNC Asheville	10 12	
			72 H	Samford	10 9	200 H	Winthrop	3 0	268 H	Fairleigh Dickinson	4 2	
			267 A	UNC Asheville	10 12	117 H	Ga. Southern	6 0				
			180 A	Furman	11 6	117 H	Ga. Southern	5 7				

Non-Div. I Games:

Davidson

Average RPI Win:		204	WON-LOST RECORD		WINNING PCT. RANK		LAST 10 GAMES		STRENGTH OF SCHEDULE		OPP. STRENGTH OF SCHEDULE		TEAM RPI		ADJ RPI		CONF. RPI		ADJ CONF. RPI				
DIV. I ONLY			19-13-0		.59375 89		1-0-0		186		158		112		.51925 112		16		16				
DIV. I NON-CONF.			15-11-0		.57692 102		1-0-0		119		144		76		.53106 76		17		17				
TOTALS		RPI 1-25		RPI 26-50		W-L RECORDS		RPI 51-100		RPI 101-150		RPI 150+											
19-13-0		0-1-0		1-6-0		OVERALL		0-2-0		1-0-0		17-4-0											
14-1-0		0-0-0		0-0-0		HOME		0-1-0		1-0-0		13-0-0											
5-10-0		0-0-0		1-6-0		AWAY		0-0-0		0-0-0		4-4-0											
0-2-0		0-1-0		0-0-0		NEUTRAL		0-1-0		0-0-0		0-0-0											
15-11-0		0-1-0		1-6-0		NON-CONFERENCE		0-2-0		1-0-0		13-2-0											
11-1-0		0-0-0		0-0-0		HOME		0-1-0		1-0-0		10-0-0											
4-8-0		0-0-0		1-0-		AWAY		0-0-0		0-0-0		3-2-0											
0-2-0		0-1-0		0-0-0		NEUTRAL		0-1-0		0-0-0		0-0-0											
4-2-0		0-0-0		0-0-0		CONFERENCE		0-0-0		0-0-0		4-2-0											
3-0-0		0-0-0		0-0-0		HOME		0-0-0		0-0-0		3-0-0											
1-2-0		0-0-0		0-0-0		AWAY		0-0-0		0-0-0		1-2-0											
0-0-0		0-0-0		0-0-0		NEUTRAL		0-0-0		0-0-0		0-0-0											
RPI	S	Opponent		Score		RPI	S	Opponent		Score		RPI	S	Opponent		Score		RPI	S	Opponent		Score	
15	N	Kentucky		0 13		32	A	Old Dominion		0 3		80	N	Saint Joseph's		3 4		105	H	Towson		10 3	
						36	A	Nebraska		7 14		81	H	Sacred Heart		2 10		166	A	Fla. Atlantic		1 11	
						36	A	Nebraska		4 12								166	A	Fla. Atlantic		4 3	
						36	A	Nebraska		6 7								166	A	Fla. Atlantic		4 5	
						39	A	Pepperdine		4 8								174	H	Fairfield		7 3	
						39	A	Pepperdine		1 11								184	A	Wagner		3 0	
						39	A	Pepperdine		2 0								198	H	James Madison		15 4	
																		198	H	James Madison		4 2	
																		198	H	James Madison		7 5	
																		213	A	Hofstra		12 4	
																		229	H	LIU Brooklyn		8 5	
																		230	H	Holy Cross		4 3	
																		230	H	Holy Cross		5 3	
																		230	H	Holy Cross		9 3	
																		231	H	Butler		9 7	
																		231	H	Butler		6 1	
																		231	H	Butler		3 1	
																		253	A	Villanova		4 5	
																		253	A	Villanova		5 6	
																		253	A	Villanova		7 5	
																		264	H	Iona		7 2	
																		268	H	Fairleigh Dickinson		10 4	
LAST 10 GAMES																							
105 H Towson						10 3						253 A Villanova						4 5					
231 H Butler						9 7						253 A Villanova						7 5					
231 H Butler						6 1						184 A Wagner						3 0					
231 H Butler						3 1						81 H Sacred Heart						2 10					
253 A Villanova						5 6						213 A Hofstra						12 4					

Non-Div. I Games:	Fla. Memorial	18	1
-------------------	---------------	----	---

St. John's (NY)

Average RPI Win:	175	WON-LOST	WINNING	LAST 10	STRENGTH OF	OPP. STRENGTH	TEAM	ADJ	CONF.	ADJ CONF.		
Average RPI Loss:	102	RECORD	PCT. RANK	GAMES	SCHEDULE	OF SCHEDULE	RPI	RPI	RPI	RPI		
DIV. I ONLY		17-13-0	.56667	114	1-0-0	166	156	113	.51898	113	5	5
DIV. I NON-CONF.		13-5-0	.72222	32	0-0-0	270	182	67	.53695	67	5	5
<hr/>												
TOTALS	RPI 1-25	RPI 26-50		W-L RECORDS		RPI 51-100		RPI 101-150		RPI 150+		
17-13-0	0-0-0	1-5-0		OVERALL		2-2-0		4-3-0		10-3-0		
1-6-0	0-0-0	0-3-0		HOME		1-2-0		0-1-0		0-0-0		
10-5-0	0-0-0	0-0-0		AWAY		0-0-0		4-2-0		6-3-0		
6-2-0	0-0-0	1-2-0		NEUTRAL		1-0-0		0-0-0		4-0-0		
<hr/>												
13-5-0	0-0-0	0-0-0		NON-CONFERENCE		1-0-0		4-3-0		8-2-0		
0-1-0	0-0-0	0-0-0		HOME		0-0-0		0-1-0		0-0-0		
8-4-0	0-0-0	0-0-		AWAY		0-0-0		4-2-0		4-2-0		
5-0-0	0-0-0	0-0-0		NEUTRAL		1-0-0		0-0-0		4-0-0		
<hr/>												
4-8-0	0-0-0	1-5-0		CONFERENCE		1-2-0		0-0-0		2-1-0		
1-5-0	0-0-0	0-3-0		HOME		1-2-0		0-0-0		0-0-0		
2-1-0	0-0-0	0-0-0		AWAY		0-0-0		0-0-0		2-1-0		
1-2-0	0-0-0	1-2-0		NEUTRAL		0-0-0		0-0-0		0-0-0		
<hr/>												
RPI	S	Opponent	Score	RPI	S	Opponent	Score	RPI	S	Opponent	Score	
				30	H	Dallas Baptist	2 8	77	N	Xavier	15 5	
				30	H	Dallas Baptist	6 17	90	H	Missouri St.	2 7	
				30	H	Dallas Baptist	7 9	90	H	Missouri St.	6 5	
				37	N	Illinois St.	1 13	90	H	Missouri St.	5 6	
				37	N	Illinois St.	6 7					
				37	N	Illinois St.	3 1					
										114	A Iowa	
										114	H Iowa	
										135	A Wright St.	
										135	A Wright St.	
										144	A UALR	
										144	A UALR	
										144	A UALR	
										161	A Saint Louis	
										164	A Southern Ill.	
										164	A Southern Ill.	
										164	A Southern Ill.	
										207	A Austin Peay	
										212	N Northern Ill.	
										216	N Dayton	
										216	N Dayton	
										216	N Dayton	
										224	A SIU Edwardsville	
										294	A Alcorn	
										294	A Alcorn	
										294	A Alcorn	
				LAST 10 GAMES								
				90	H	Missouri St.	6 5	164	A	Southern Ill.	1 6	
				90	H	Missouri St.	2 7	164	A	Southern Ill.	7 4	
				90	H	Missouri St.	5 6	114	H	Iowa	2 6	
				224	A	SIU Edwardsville	5 6	30	H	Dallas Baptist	7 9	
				164	A	Southern Ill.	7 2	30	H	Dallas Baptist	2 8	

Non-Div. I Games: III.-Springfield 5 3

Bradley

Iowa

Average RPI Win:	166	WON-LOST RECORD	WINNING PCT. RANK	LAST 10 GAMES	STRENGTH OF SCHEDULE	OPP. STRENGTH OF SCHEDULE	TEAM RPI	ADJ RPI	CONF. RPI	ADJ CONF. RPI		
Average RPI Loss:	96											
DIV. I ONLY		19-13-0	.59375	89	5-5-0	217	60	114	.51897	114	11	11
DIV. I NON-CONF.		14-6-0	.7	36	3-0-0	220	122	54	.54393	54	10	10
<hr/>												
TOTALS	RPI 1-25		RPI 26-50		W-L RECORDS		RPI 51-100		RPI 101-150		RPI 150+	
19-13-0	0-3-0		2-1-0		OVERALL		4-3-0		2-3-0		11-3-0	
4-5-0	0-3-0		2-1-0		HOME		2-0-0		0-1-0		0-0-0	
7-7-0	0-0-0		0-0-0		AWAY		0-3-0		2-2-0		5-2-0	
8-1-0	0-0-0		0-0-0		NEUTRAL		2-0-0		0-0-0		6-1-0	
14-6-0	0-0-0		0-0-0		NON-CONFERENCE		4-3-0		1-1-0		9-2-0	
2-1-0	0-0-0		0-0-0		HOME		2-0-0		0-1-0		0-0-0	
4-4-0	0-0-0		0-0-		AWAY		0-3-0		1-0-0		3-1-0	
8-1-0	0-0-0		0-0-0		NEUTRAL		2-0-0		0-0-0		6-1-0	
5-7-0	0-3-0		2-1-0		CONFERENCE		0-0-0		1-2-0		2-1-0	
2-4-0	0-3-0		2-1-0		HOME		0-0-0		0-0-0		0-0-0	
3-3-0	0-0-0		0-0-0		AWAY		0-0-0		1-2-0		2-1-0	
0-0-0	0-0-0		0-0-0		NEUTRAL		0-0-0		0-0-0		0-0-0	
RPI	S	Opponent	Score	RPI	S	Opponent	Score	RPI	S	Opponent	Score	
9	H	Indiana	3 6	36	H	Nebraska	2 1	60	H	Kansas	12 7	103 A Michigan 5 6
9	H	Indiana	3 5	36	H	Nebraska	8 4	60	H	Kansas	5 3	103 A Michigan 2 4
9	H	Indiana	3 14	36	H	Nebraska	1 5	61	A	Kansas St.	2 5	103 A Michigan 3 2
								61	A	Kansas St.	2 3	113 A Bradley 6 2
								61	A	Kansas St.	8 12	113 H Bradley 0 7
								80	N	Saint Joseph's	9 7	180 N Furman 8 2
								89	N	Ball St.	16 6	201 N Georgetown 13 1
												201 N Georgetown 1 10
												207 A Austin Peay 4 7
												207 A Austin Peay 11 5
												207 A Austin Peay 15 13
												217 N Maine 13 12
												234 N Omaha 7 1
												241 A Stetson 5 1
												256 N St. Bonaventure 2 0
												271 A Northwestern 8 1
												271 A Northwestern 13 14
												271 A Northwestern 5 0
												297 N Mississippi Val. 9 4
				LAST 10 GAMES								
				271	A	Northwestern	5 0	9	H	Indiana	3 5	
				271	A	Northwestern	8 1	9	H	Indiana	3 14	
				271	A	Northwestern	13 14	9	H	Indiana	3 6	
				60	H	Kansas	12 7	113	A	Bradley	6 2	
				60	H	Kansas	5 3	103	A	Michigan	5 6	

Non-Div. I Games: Otterbein 17 5

Iowa

Average RPI Win:	148	WON-LOST RECORD	WINNING PCT. RANK	LAST 10 GAMES		STRENGTH OF SCHEDULE	OPP. STRENGTH OF SCHEDULE	TEAM RPI	ADJ RPI	CONF. RPI	ADJ CONF. RPI
DIV. I ONLY		14-20-0	.41176 202	4-6-0		16	271	115	.51869 115	19	19
DIV. I NON-CONF.		9-13-0	.40909 203	1-2-0		11	240	71	.53508 71	13	13
TOTALS	RPI 1-25		RPI 26-50	W-L RECORDS		RPI 51-100		RPI 101-150		RPI 150+	
14-20-0	0-0-0		1-2-0	OVERALL		2-7-0		3-4-0		8-7-0	
8-4-0	0-0-0		0-0-0	HOME		1-1-0		0-0-0		7-3-0	
5-16-0	0-0-0		1-2-0	AWAY		1-6-0		3-4-0		0-4-0	
1-0-0	0-0-0		0-0-0	NEUTRAL		0-0-0		0-0-0		1-0-0	
9-13-0	0-0-0		1-2-0	NON-CONFERENCE		2-4-0		2-2-0		4-5-0	
4-2-0	0-0-0		0-0-0	HOME		1-1-0		0-0-0		3-1-0	
4-11-0	0-0-0		1-0-	AWAY		1-3-0		2-2-0		0-4-0	
1-0-0	0-0-0		0-0-0	NEUTRAL		0-0-0		0-0-0		1-0-0	
5-7-0	0-0-0		0-0-0	CONFERENCE		0-3-0		1-2-0		4-2-0	
4-2-0	0-0-0		0-0-0	HOME		0-0-0		0-0-0		4-2-0	
1-5-0	0-0-0		0-0-0	AWAY		0-3-0		1-2-0		0-0-0	
0-0-0	0-0-0		0-0-0	NEUTRAL		0-0-0		0-0-0		0-0-0	
RPI S Opponent Score		RPI S Opponent Score		RPI S Opponent Score		RPI S Opponent Score		RPI S Opponent Score			
		27 A Louisville 6 4		65 A Arkansas St. 0 3		111 A Davidson 6 0					
		27 A Louisville 0 9		65 A Arkansas St. 8 18		111 A Davidson 14 11					
		27 A Louisville 1 10		65 A Arkansas St. 3 13		111 A Davidson 6 13					
				77 H Xavier 5 6		136 A Kent St. 4 13					
				77 H Xavier 14 9		136 A Kent St. 6 4					
				92 A Lipscomb 9 3		136 A Kent St. 2 4					
				98 A Central Mich. 4 8		142 A Middle Tenn. 3 4					
				98 A Central Mich. 1 4		156 H Akron 5 3					
				98 A Central Mich. 1 2		156 H Akron 6 0					
						156 H Akron 5 7					
						163 H Canisius 20 11					
						163 N Canisius 7 4					
						169 A Tennessee Tech 1 4					
						169 A Tennessee Tech 5 13					
						193 A Belmont 8 9					
						199 A Cincinnati 7 8					
						199 H Cincinnati 4 7					
						211 H Western Mich. 7 6					
						211 H Western Mich. 1 2					
						211 H Western Mich. 11 3					
						216 H Dayton 8 4					
						242 H Northern Ky. 7 6					
				LAST 10 GAMES							
		136 A Kent St. 6 4		156 H Akron 5 3							
		136 A Kent St. 4 13		156 H Akron 6 0							
		136 A Kent St. 2 4		156 H Akron 5 7							
		199 H Cincinnati 4 7		199 A Cincinnati 7 8							
		77 H Xavier 14 9		98 A Central Mich. 1 2							

**Non-Div. I Games:**

Miami (OH)



Average RPI Win:	147	WON-LOST	WINNING	LAST 10	STRENGTH OF	OPP. STRENGTH	TEAM	ADJ	CONF.	ADJ CONF.	
Average RPI Loss:	93	RECORD	PCT. RANK	GAMES	SCHEDULE	OF SCHEDULE	RPI	RPI	RPI	RPI	
DIV. I ONLY	16-19-0	.45714	175	2-8-0	78	62	116	.51806	116	3	3
DIV. I NON-CONF.	8-9-0	.47059	172	0-3-0	267	161	205	.47085	205	4	4
<hr/>											
TOTALS	RPI 1-25	RPI 26-50		W-L RECORDS		RPI 51-100		RPI 101-150		RPI 150+	
16-19-0	1-5-0	3-0-0		OVERALL		1-7-0		3-3-0		8-4-0	
9-4-0	1-2-0	3-0-0		HOME		0-1-0		3-0-0		2-1-0	
6-12-0	0-3-0	0-0-0		AWAY		1-4-0		0-3-0		5-2-0	
1-3-0	0-0-0	0-0-0		NEUTRAL		0-2-0		0-0-0		1-1-0	
8-9-0	0-0-0	0-0-0		NON-CONFERENCE		0-5-0		0-0-0		8-4-0	
2-2-0	0-0-0	0-0-0		HOME		0-1-0		0-0-0		2-1-0	
5-4-0	0-0-0	0-0-		AWAY		0-2-0		0-0-0		5-2-0	
1-3-0	0-0-0	0-0-0		NEUTRAL		0-2-0		0-0-0		1-1-0	
8-10-0	1-5-0	3-0-0		CONFERENCE		1-2-0		3-3-0		0-0-0	
7-2-0	1-2-0	3-0-0		HOME		0-0-0		3-0-0		0-0-0	
1-8-0	0-3-0	0-0-0		AWAY		1-2-0		0-3-0		0-0-0	
0-0-0	0-0-0	0-0-0		NEUTRAL		0-0-0		0-0-0		0-0-0	
RPI	S	Opponent	Score	RPI	S	Opponent	Score	RPI	S	Opponent	Score
8	H	Virginia	0 4	35	H	Georgia Tech	4 3	53	A	West Virginia	3 6
8	H	Virginia	2 1	35	H	Georgia Tech	4 2	53	H	West Virginia	4 6
8	H	Virginia	0 3	35	H	Georgia Tech	5 0	59	N	Western Ky.	2 3
20	A	Miami (FL)	2 12					66	N	Ohio St.	2 6
20	A	Miami (FL)	0 1					74	A	East Carolina	2 4
20	A	Miami (FL)	2 7					84	A	North Carolina	6 4
								84	A	North Carolina	5 9
								84	A	North Carolina	1 2
								106	A	Virginia Tech	10 11
								106	A	Virginia Tech	5 11
								106	A	Virginia Tech	7 11
								137	H	Duke	8 5
								137	H	Duke	5 1
								137	H	Duke	3 2
								156	H	Akron	5 7
								156	H	Akron	11 8
								202	A	Coastal Caro.	10 6
								202	A	Coastal Caro.	7 5
								202	A	Coastal Caro.	5 8
								214	A	Presbyterian	12 3
								214	A	Presbyterian	10 9
								231	N	Butler	15 7
								243	A	USC Upstate	5 2
								252	N	Fordham	2 9
								285	A	Youngstown St.	6 7
								285	H	Youngstown St.	12 1
<hr/>											
LAST 10 GAMES											
20	A	Miami (FL)	2 7	8	H	Virginia	2 1				
20	A	Miami (FL)	0 1	8	H	Virginia	0 4				
20	A	Miami (FL)	2 12	285	A	Youngstown St.	6 7				
156	H	Akron	5 7	53	H	West Virginia	4 6				
8	H	Virginia	0 3	35	H	Georgia Tech	4 2				

Non-Div. I Games:

Pittsburgh

Average RPI Win:	185	WON-LOST	WINNING	LAST 10	STRENGTH OF	OPP. STRENGTH	TEAM	ADJ	CONF.	ADJ CONF.	
Average RPI Loss:	126	RECORD	PCT. RANK	GAMES	SCHEDULE	OF SCHEDULE	RPI	RPI	RPI	RPI	
DIV. I ONLY	25-13-0	.65789	47	5-5-0	223	108	117	.51723	117	12	12
DIV. I NON-CONF.	17-6-0	.73913	28	1-2-0	278	104	130	.51166	130	18	18
<hr/>											
TOTALS	RPI 1-25	RPI 26-50		W-L RECORDS		RPI 51-100		RPI 101-150		RPI 150+	
25-13-0	0-0-0	4-3-0		OVERALL		1-2-0		1-3-0		19-5-0	
18-6-0	0-0-0	2-1-0		HOME		0-0-0		0-1-0		16-4-0	
7-7-0	0-0-0	2-2-0		AWAY		1-2-0		1-2-0		3-1-0	
0-0-0	0-0-0	0-0-0		NEUTRAL		0-0-0		0-0-0		0-0-0	
17-6-0	0-0-0	4-3-0		NON-CONFERENCE		0-0-0		0-1-0		13-2-0	
15-3-0	0-0-0	2-1-0		HOME		0-0-0		0-1-0		13-1-0	
2-3-0	0-0-0	2-0-		AWAY		0-0-0		0-0-0		0-1-0	
0-0-0	0-0-0	0-0-0		NEUTRAL		0-0-0		0-0-0		0-0-0	
8-7-0	0-0-0	0-0-0		CONFERENCE		1-2-0		1-2-0		6-3-0	
3-3-0	0-0-0	0-0-0		HOME		0-0-0		0-0-0		3-3-0	
5-4-0	0-0-0	0-0-0		AWAY		1-2-0		1-2-0		3-0-0	
0-0-0	0-0-0	0-0-0		NEUTRAL		0-0-0		0-0-0		0-0-0	
RPI S	Opponent	Score	RPI S	Opponent	Score	RPI S	Opponent	Score	RPI S	Opponent	Score
			29 H	Clemson	4 5	76 A	Elon	0 1	111 A	Davidson	2 5
			29 H	Clemson	14 5	76 A	Elon	7 4	111 A	Davidson	7 5
			35 A	Georgia Tech	2 13	76 A	Elon	2 4	111 A	Davidson	0 6
			35 H	Georgia Tech	4 3				126 H	Kennesaw St.	0 3
			41 A	Georgia	9 3				167 H	Jacksonville	13 5
			41 A	Georgia	3 11				181 A	Citadel	7 4
			41 A	Georgia	18 4				181 A	Citadel	10 1
									181 A	Citadel	5 2
									182 H	UNC Greensboro	7 8
									182 H	UNC Greensboro	2 6
									182 H	UNC Greensboro	10 6
									183 H	Appalachian St.	7 4
									183 H	Appalachian St.	10 7
									183 H	Appalachian St.	2 3
									187 A	North Florida	7 8
									187 H	North Florida	13 1
									224 H	SIU Edwardsville	8 2
									224 H	SIU Edwardsville	14 5
									230 H	Holy Cross	7 1
									230 H	Holy Cross	3 1
									230 H	Holy Cross	9 8
									230 H	Holy Cross	6 2
									293 H	UMES	10 1
									293 H	UMES	23 0
									293 H	UMES	8 3
									293 H	UMES	9 3
									296 H	Ohio	20 5

Non-Div. I Games:

Ga. Southern

RPI	S	Opponent	Score
296	H	Ohio	2 3

Average RPI Win: 235		WON-LOST RECORD		WINNING PCT. RANK		LAST 10 GAMES		STRENGTH OF SCHEDULE		OPP. STRENGTH OF SCHEDULE		TEAM RPI		ADJ RPI		CONF. RPI		ADJ CONF. RPI	
DIV. I ONLY		19-14-1		.57353 106		7-3-0		116		295		118		.51673 118		24		24	
DIV. I NON-CONF.		10-11-1		.47727 164		2-0-0		202		270		179		.48471 178		27		27	
TOTALS		RPI 1-25		RPI 26-50		W-L RECORDS		RPI 51-100		RPI 101-150		RPI 150+							
19-14-1		0-3-0		1-0-0		OVERALL		0-1-0		0-0-0		18-10-1							
8-2-0		0-0-0		0-0-0		HOME		0-0-0		0-0-0		8-2-0							
4-8-0		0-3-0		0-0-0		AWAY		0-0-0		0-0-0		4-5-0							
7-4-1		0-0-0		1-0-0		NEUTRAL		0-1-0		0-0-0		6-3-1							
10-11-1		0-3-0		1-0-0		NON-CONFERENCE		0-1-0		0-0-0		9-7-1							
1-1-0		0-0-0		0-0-0		HOME		0-0-0		0-0-0		1-1-0							
2-6-0		0-3-0		0-0-		AWAY		0-0-0		0-0-0		2-3-0							
7-4-1		0-0-0		1-0-0		NEUTRAL		0-1-0		0-0-0		6-3-1							
9-3-0		0-0-0		0-0-0		CONFERENCE		0-0-0		0-0-0		9-3-0							
7-1-0		0-0-0		0-0-0		HOME		0-0-0		0-0-0		7-1-0							
2-2-0		0-0-0		0-0-0		AWAY		0-0-0		0-0-0		2-2-0							
0-0-0		0-0-0		0-0-0		NEUTRAL		0-0-0		0-0-0		0-0-0							
RPI	S	Opponent		Score		RPI	S	Opponent		Score		RPI	S	Opponent		Score			
2	A	South Carolina		2	12	37	N	Illinois St.		4	2	98	N	Central Mich.		4	10		
2	A	South Carolina		0	12									178 A Army		9	0		
2	A	South Carolina		4	17									178 A Army		5	6		
														178 A Army		3	1		
														178 A Army		4	10		
														186 N Bowling Green		7	3		
														186 N Bowling Green		0	7		
														191 A Penn St.		2	7		
														191 A Penn St.		3	4		
														191 H Penn St.		2	6		
														191 H Penn St.		1	0		
														197 A Binghamton		4	1		
														215 A Delaware St.		0	1		
														229 N LIU Brooklyn		0	0		
														235 N Yale		5	13		
														237 H Lehigh		9	1		
														237 H Lehigh		2	4		
														237 H Lehigh		7	3		
														237 H Lehigh		11	2		
														251 A Mt. St. Mary's		6	1		
														264 N Iona		9	5		
														271 N Northwestern		6	5		
														279 N Niagara		1	2		
														279 N Niagara		9	2		
														279 N Niagara		6	5		
														279 N Niagara		4	2		
														289 H Navy		2	1		
														289 H Navy		1	0		
LAST 10 GAMES				LAST 10 GAMES				LAST 10 GAMES				LAST 10 GAMES							
178	A	Army		9	0	237	H	Lehigh		2	4	279	N	Niagara		9	2		
178	A	Army		4	10	237	H	Lehigh		9	1	279	N	Niagara		6	5		
178	A	Army		3	1	237	H	Lehigh		11	2	279	N	Niagara		4	2		
178	A	Army		5	6	237	H	Lehigh		7	3	289	H	Navy		2	1		
197	A	Binghamton		4	1	251	A	Mt. St. Mary's		6	1	289	H	Navy		1	0		

Non-Div. I Games:

Bucknell

Bucknell

Average RPI Win:		167	WON-LOST RECORD		WINNING PCT. RANK		LAST 10 GAMES		STRENGTH OF SCHEDULE		OPP. STRENGTH OF SCHEDULE		TEAM RPI		ADJ RPI		CONF. RPI		ADJ CONF. RPI					
DIV. I ONLY			18-11-1		.61667		69		6-4-0		202		71		119		.51596		119		16		16	
DIV. I NON-CONF.			15-11-1		.57407		104		3-4-0		190		49		129		.51197		129		17		17	
TOTALS		RPI 1-25		RPI 26-50		W-L RECORDS		RPI 51-100		RPI 101-150		RPI 150+												
18-11-1		0-1-0		0-2-0		OVERALL		5-4-0		3-4-0		10-0-1												
11-5-0		0-1-0		0-1-0		HOME		3-3-0		0-0-0		8-0-0												
5-5-1		0-0-0		0-1-0		AWAY		2-1-0		1-3-0		2-0-1												
2-1-0		0-0-0		0-0-0		NEUTRAL		0-0-0		2-1-0		0-0-0												
15-11-1		0-1-0		0-2-0		NON-CONFERENCE		5-4-0		3-4-0		7-0-1												
8-5-0		0-1-0		0-1-0		HOME		3-3-0		0-0-0		5-0-0												
5-5-1		0-0-0		0-0-		AWAY		2-1-0		1-3-0		2-0-1												
2-1-0		0-0-0		0-0-0		NEUTRAL		0-0-0		2-1-0		0-0-0												
3-0-0		0-0-0		0-0-0		CONFERENCE		0-0-0		0-0-0		3-0-0												
3-0-0		0-0-0		0-0-0		HOME		0-0-0		0-0-0		3-0-0												
0-0-0		0-0-0		0-0-0		AWAY		0-0-0		0-0-0		0-0-0												
0-0-0		0-0-0		0-0-0		NEUTRAL		0-0-0		0-0-0		0-0-0												
RPI	S	Opponent		Score		RPI	S	Opponent		Score		RPI	S	Opponent		Score								
17	H	UNLV		1 3		36	A	Nebraska		4 5		60	H	Kansas		0 11								
						36	H	Nebraska		2 4		61	H	Kansas St.		5 8								
												61	H	Kansas St.		2 8								
												61	H	Kansas St.		4 3								
												65	A	Arkansas St.		5 4								
												65	A	Arkansas St.		2 6								
												65	A	Arkansas St.		7 3								
												69	H	Fresno St.		2 1								
												69	H	Fresno St.		6 2								
												123	A	Central Ark.		10 2								
												143	N	Minnesota		5 10								
												143	N	Minnesota		11 4								
												143	N	Minnesota		8 0								
												144	A	UALR		1 5								
												144	A	UALR		4 7								
												144	A	UALR		1 7								
												201	H	Georgetown		13 4								
												201	H	Georgetown		16 5								
												201	H	Georgetown		2 0								
												221	A	Charlotte		7 6								
												221	A	Charlotte		5 5								
												221	A	Charlotte		3 1								
												227	H	South Dakota St.		5 4								
												227	H	South Dakota St.		3 1								
												254	H	North Dakota		4 3								
												254	H	North Dakota		6 2								
												254	H	North Dakota		8 6								
LAST 10 GAMES																								
201 H Georgetown						16 5						254 H North Dakota						4 3						
201 H Georgetown						13 4						254 H North Dakota						6 2						
201 H Georgetown						2 0						17 H UNLV						1 3						
36 H Nebraska						2 4						61 H Kansas St.						2 8						
254 H North Dakota						8 6						61 H Kansas St.						5 8						

**Non-Div. I Games:**

Creighton

[illegible]

**Non-Div. I Games:**

Seton Hall

RPI	S	Opponent	Score	
302	H	NYIT	6	0
302	H	NYIT	7	6

Seton Hall

S  
e  
t  
o  
n  
H  
a  
l  
l

S  
e  
t  
o  
n  
H  
a  
l  
l



Average RPI Win:		164	WON-LOST RECORD		WINNING PCT. RANK		LAST 10 GAMES		STRENGTH OF SCHEDULE		OPP. STRENGTH OF SCHEDULE		TEAM RPI		ADJ RPI		CONF. RPI		ADJ CONF. RPI				
DIV. I ONLY			14-17-0		.45161	181	3-7-0		37		172		121		.51488		121	6		6			
DIV. I NON-CONF.			11-14-0		.44	186	0-4-0		33		186		119		.51394		119	6		6			
TOTALS		RPI 1-25		RPI 26-50			W-L RECORDS			RPI 51-100			RPI 101-150			RPI 150+							
14-17-0		0-1-0		0-4-0			OVERALL			1-9-0			5-2-0			8-1-0							
10-7-0		0-0-0		0-1-0			HOME			0-3-0			5-2-0			5-1-0							
4-10-0		0-1-0		0-3-0			AWAY			1-6-0			0-0-0			3-0-0							
0-0-0		0-0-0		0-0-0			NEUTRAL			0-0-0			0-0-0			0-0-0							
11-14-0		0-1-0		0-4-0			NON-CONFERENCE			0-7-0			5-2-0			6-0-0							
8-6-0		0-0-0		0-1-0			HOME			0-3-0			5-2-0			3-0-0							
3-8-0		0-1-0		0-0-			AWAY			0-4-0			0-0-0			3-0-0							
0-0-0		0-0-0		0-0-0			NEUTRAL			0-0-0			0-0-0			0-0-0							
3-3-0		0-0-0		0-0-0			CONFERENCE			1-2-0			0-0-0			2-1-0							
2-1-0		0-0-0		0-0-0			HOME			0-0-0			0-0-0			2-1-0							
1-2-0		0-0-0		0-0-0			AWAY			1-2-0			0-0-0			0-0-0							
0-0-0		0-0-0		0-0-0			NEUTRAL			0-0-0			0-0-0			0-0-0							
RPI	S	Opponent		Score		RPI	S	Opponent		Score		RPI	S	Opponent		Score		RPI	S	Opponent		Score	
17	A	UNLV		4	5	28	A	Oregon		2	7	53	H	West Virginia		1	2	109	H	Washington St.		12	7
						28	A	Oregon		5	6	53	H	West Virginia		4	7	125	H	Stony Brook		11	3
						28	A	Oregon		4	7	56	A	UC Irvine		3	1	125	H	Stony Brook		3	2
						40	H	San Diego		8	13	56	A	UC Irvine		0	8	125	H	Stony Brook		1	2
												56	A	UC Irvine		2	4	146	H	San Francisco		10	2
												64	A	San Diego St.		3	4	146	H	San Francisco		3	6
												64	H	San Diego St.		7	8	146	H	San Francisco		8	5
												99	A	Texas St.		5	7	151	H	Gonzaga		11	6
												99	A	Texas St.		7	8	158	H	Sacramento St.		6	1
												99	A	Texas St.		0	2	158	H	Sacramento St.		9	1
																		189	H	Cal St. Northridge		4	2
																		189	H	Cal St. Northridge		6	2
																		189	H	Cal St. Northridge		1	7
																		249	A	Bakersfield		4	3
																		249	A	Bakersfield		7	6
																		249	A	Bakersfield		9	6
LAST 10 GAMES																							
28	A	Oregon		5	6	189	H	Cal St. Northridge		6	2												
28	A	Oregon		4	7	189	H	Cal St. Northridge		4	2												
28	A	Oregon		2	7	56	A	UC Irvine		3	1												
64	A	San Diego St.		3	4	56	A	UC Irvine		2	4												
189	H	Cal St. Northridge		1	7	56	A	UC Irvine		0	8												

Non-Div. I Games:

UC Riverside

Average RPI Win:		194	WON-LOST RECORD		WINNING PCT. RANK	LAST 10 GAMES	STRENGTH OF SCHEDULE		OPP. STRENGTH OF SCHEDULE	TEAM RPI	ADJ RPI	CONF. RPI	ADJ CONF. RPI										
Average RPI Loss:		127																					
DIV. I ONLY			23-13-0		.63889	55	7-3-0		191	160	122	.51462	122	14	14								
DIV. I NON-CONF.			14-7-0		.66667	49	3-0-0		226	82	112	.51662	112	14	16								
TOTALS		RPI 1-25		RPI 26-50		W-L RECORDS		RPI 51-100		RPI 101-150		RPI 150+											
23-13-0		0-3-0		0-0-0		OVERALL		2-1-0		4-3-0		17-6-0											
15-8-0		0-3-0		0-0-0		HOME		2-1-0		1-0-0		12-4-0											
8-5-0		0-0-0		0-0-0		AWAY		0-0-0		3-3-0		5-2-0											
0-0-0		0-0-0		0-0-0		NEUTRAL		0-0-0		0-0-0		0-0-0											
14-7-0		0-3-0		0-0-0		NON-CONFERENCE		2-1-0		2-2-0		10-1-0											
10-4-0		0-3-0		0-0-0		HOME		2-1-0		1-0-0		7-0-0											
4-3-0		0-0-0		0-0-		AWAY		0-0-0		1-2-0		3-1-0											
0-0-0		0-0-0		0-0-0		NEUTRAL		0-0-0		0-0-0		0-0-0											
9-6-0		0-0-0		0-0-0		CONFERENCE		0-0-0		2-1-0		7-5-0											
5-4-0		0-0-0		0-0-0		HOME		0-0-0		0-0-0		5-4-0											
4-2-0		0-0-0		0-0-0		AWAY		0-0-0		2-1-0		2-1-0											
0-0-0		0-0-0		0-0-0		NEUTRAL		0-0-0		0-0-0		0-0-0											
RPI	S	Opponent		Score		RPI	S	Opponent		Score		RPI	S	Opponent		Score							
5	H	Ole Miss		1	2							123	A	Central Ark.		7	4						
5	H	Ole Miss		3	8							81	H	Sacred Heart		0	2	123	A	Central Ark.		0	3
21	H	LSU		3	7							81	H	Sacred Heart		2	1	123	A	Central Ark.		6	0
												81	H	Sacred Heart		6	2	130	H	South Ala.		9	3
												131	A	La.-Monroe		2	3						
												131	A	La.-Monroe		5	6						
												131	A	La.-Monroe		13	4						
												155	A	A&M-Corpus Christi		3	11						
												155	A	A&M-Corpus Christi		4	2						
												155	A	A&M-Corpus Christi		5	3						
												157	A	Tulane		6	3						
												157	H	Tulane		5	1						
												176	H	Houston Baptist		1	7						
												176	H	Houston Baptist		13	6						
												176	H	Houston Baptist		0	6						
												188	H	Lamar		3	5						
												188	H	Lamar		4	2						
												188	H	Lamar		7	6						
												204	A	Louisiana Tech		1	2						
												204	A	Louisiana Tech		4	2						
												204	A	Louisiana Tech		15	6						
						LAST 10 GAMES						261	H	Incarnate Word		5	4						
												123	A	Central Ark.		0	3						
												261	H	Incarnate Word		3	5						
												123	A	Central Ark.		6	0						
												261	H	Incarnate Word		3	0						
												294	H	Alcorn		20	4						
												130	H	South Ala.		9	3						
												276	H	George Washington		14	9						
												176	H	Houston Baptist		1	7						
												276	H	George Washington		9	3						

Non-Div. I Games:

Southeastern La.

RPI	S	Opponent	Score	
276	H	George Washington	6	1
294	H	Alcorn	20	4
300	H	Grambling	13	0

Southeastern La.

S  
o  
u  
t  
h  
e  
a  
s  
t  
e  
r  
n  
L  
a  
.

S  
o  
u  
t  
h  
e  
a  
s  
t  
e  
r  
n  
L  
a  
.

Average RPI Win: 149		WON-LOST	WINNING	LAST 10	STRENGTH OF		OPP. STRENGTH	TEAM	ADJ	CONF.	ADJ CONF.
Average RPI Loss: 123		RECORD	PCT. RANK	GAMES	SCHEDULE		OF SCHEDULE	RPI	RPI	RPI	RPI
DIV. I ONLY		18-15-0	.54545	119	4-6-0		154	132	123	.51318	123
DIV. I NON-CONF.		10-7-0	.58824	91	1-1-0		233	137	156	.49735	156
TOTALS		RPI 1-25	RPI 26-50		W-L RECORDS		RPI 51-100		RPI 101-150		RPI 150+
18-15-0	0-0-0	1-0-0		OVERALL		6-5-0		4-7-0		7-3-0	
10-5-0	0-0-0	1-0-0		HOME		4-2-0		2-3-0		3-0-0	
7-9-0	0-0-0	0-0-0		AWAY		2-3-0		2-4-0		3-2-0	
1-1-0	0-0-0	0-0-0		NEUTRAL		0-0-0		0-0-0		1-1-0	
10-7-0	0-0-0	1-0-0		NON-CONFERENCE		3-5-0		1-1-0		5-1-0	
6-3-0	0-0-0	1-0-0		HOME		1-2-0		1-1-0		3-0-0	
3-3-0	0-0-0	0-0-0		AWAY		2-3-0		0-0-0		1-0-0	
1-1-0	0-0-0	0-0-0		NEUTRAL		0-0-0		0-0-0		1-1-0	
8-8-0	0-0-0	0-0-0		CONFERENCE		3-0-0		3-6-0		2-2-0	
4-2-0	0-0-0	0-0-0		HOME		3-0-0		1-2-0		0-0-0	
4-6-0	0-0-0	0-0-0		AWAY		0-0-0		2-4-0		2-2-0	
0-0-0	0-0-0	0-0-0		NEUTRAL		0-0-0		0-0-0		0-0-0	
RPI S	Opponent	Score	RPI S	Opponent	Score	RPI S	Opponent	Score	RPI S	Opponent	Score
			37 H	Illinois St.	7 0	55 H	Sam Houston St.	6 4	119 H	Creighton	2 10
						55 H	Sam Houston St.	4 2	122 H	Southeastern La.	3 0
						55 H	Sam Houston St.	9 7	122 H	Southeastern La.	0 6
						57 A	Memphis	1 2	122 H	Southeastern La.	4 7
						57 A	Memphis	8 4	124 A	Nicholls St.	0 4
						57 A	Memphis	4 2	124 A	Nicholls St.	2 3
						65 A	Arkansas St.	0 3	124 A	Nicholls St.	4 3
						83 A	Wichita St.	6 9	129 A	Stephen F. Austin	4 5
						90 H	Missouri St.	5 11	129 A	Stephen F. Austin	8 4
						90 H	Missouri St.	6 4	129 A	Stephen F. Austin	6 9
						90 H	Missouri St.	4 6	144 H	UALR	5 4
									155 A	A&M-Corpus Christi	3 6
									155 A	A&M-Corpus Christi	4 9
									155 A	A&M-Corpus Christi	4 2
									254 H	North Dakota	4 3
									254 H	North Dakota	6 1
									258 A	Abilene Christian	6 4
									277 A	Ark.-Pine Bluff	13 1
									277 H	Ark.-Pine Bluff	18 12
									286 N	NJIT	5 7
									286 N	NJIT	17 7
LAST 10 GAMES											
			124 A	Nicholls St.	4 3	122 H	Southeastern La.	3 0			
			124 A	Nicholls St.	2 3	122 H	Southeastern La.	0 6			
			124 A	Nicholls St.	0 4	144 H	UALR	5 4			
			65 A	Arkansas St.	0 3	129 A	Stephen F. Austin	8 4			
			122 H	Southeastern La.	4 7	129 A	Stephen F. Austin	4 5			

Non-Div. I Games:

Central Ark.

Average RPI Win: 164		WON-LOST	WINNING	LAST 10	STRENGTH OF		OPP. STRENGTH	TEAM	ADJ	CONF.	ADJ CONF.
Average RPI Loss: 107		RECORD	PCT. RANK	GAMES	SCHEDULE		OF SCHEDULE	RPI	RPI	RPI	RPI
DIV. I ONLY		18-19-0	.48649	155	5-5-0		62	137	124	.51279	124
DIV. I NON-CONF.		8-14-0	.36364	223	1-2-0		99	127	203	.47128	203
TOTALS		RPI 1-25	RPI 26-50		W-L RECORDS		RPI 51-100		RPI 101-150		RPI 150+
18-19-0		0-6-0	0-0-0		OVERALL		3-3-0		6-5-0		9-5-0
12-10-0		0-1-0	0-0-0		HOME		2-1-0		6-3-0		4-5-0
6-9-0		0-5-0	0-0-0		AWAY		1-2-0		0-2-0		5-0-0
0-0-0		0-0-0	0-0-0		NEUTRAL		0-0-0		0-0-0		0-0-0
8-14-0		0-6-0	0-0-0		NON-CONFERENCE		0-0-0		4-4-0		4-4-0
6-7-0		0-1-0	0-0-0		HOME		0-0-0		4-2-0		2-4-0
2-7-0		0-5-0	0-0-		AWAY		0-0-0		0-2-0		2-0-0
0-0-0		0-0-0	0-0-0		NEUTRAL		0-0-0		0-0-0		0-0-0
10-5-0		0-0-0	0-0-0		CONFERENCE		3-3-0		2-1-0		5-1-0
6-3-0		0-0-0	0-0-0		HOME		2-1-0		2-1-0		2-1-0
4-2-0		0-0-0	0-0-0		AWAY		1-2-0		0-0-0		3-0-0
0-0-0		0-0-0	0-0-0		NEUTRAL		0-0-0		0-0-0		0-0-0
RPI S	Opponent	Score	RPI S	Opponent	Score	RPI S	Opponent	Score	RPI S	Opponent	Score
6 A	Houston	0 3				58 H	Oral Roberts	2 3	123 H	Central Ark.	3 2
6 A	Houston	0 4				58 H	Oral Roberts	10 6	123 H	Central Ark.	3 4
6 A	Houston	2 3				58 H	Oral Roberts	2 1	123 H	Central Ark.	4 0
7 A	La.-Lafayette	1 5				88 A	Northwestern St.	5 6	130 A	South Ala.	4 5
7 H	La.-Lafayette	1 7				88 A	Northwestern St.	0 1	130 H	South Ala.	15 4
21 A	LSU	3 5				88 A	Northwestern St.	4 2	131 A	La.-Monroe	6 9
									131 H	La.-Monroe	3 0
									147 H	BYU	0 5
									147 H	BYU	6 1
									147 H	BYU	6 7
									147 H	BYU	10 2
									157 H	Tulane	0 1
									164 H	Southern Ill.	7 8
									176 H	Houston Baptist	4 2
									176 H	Houston Baptist	5 7
									176 H	Houston Baptist	5 3
									188 A	Lamar	6 4
									188 A	Lamar	8 6
									188 A	Lamar	4 0
									206 H	Western Ill.	2 1
									272 A	Jackson St.	6 4
									272 A	Jackson St.	18 2
									272 H	Jackson St.	3 2
									272 H	Jackson St.	8 9
									301 H	Southern U.	2 5
LAST 10 GAMES			LAST 10 GAMES								
			123 H	Central Ark.	3 4	88 A	Northwestern St.	0 1			
			123 H	Central Ark.	3 2	88 A	Northwestern St.	5 6			
			123 H	Central Ark.	4 0	131 A	La.-Monroe	6 9			
			130 H	South Ala.	15 4	301 H	Southern U.	2 5			
			88 A	Northwestern St.	4 2	58 H	Oral Roberts	2 1			

Non-Div. I Games: Loyola (LA) 9 0

Nicholls St.

Average RPI Win: 210		WON-LOST	WINNING	LAST 10	STRENGTH OF		OPP. STRENGTH	TEAM	ADJ		CONF.	ADJ CONF.					
Average RPI Loss: 110		RECORD	PCT. RANK	GAMES	SCHEDULE		OF SCHEDULE	RPI	RPI		RPI	RPI					
DIV. I ONLY		20-11-0	.64516	54	9-1-0		251	194	125		.5119	25					
DIV. I NON-CONF.		13-10-0	.56522	110	6-1-0		232	160	141		.50466	24					
TOTALS		RPI 1-25	RPI 26-50		W-L RECORDS		RPI 51-100		RPI 101-150		RPI 150+						
20-11-0		0-0-0	1-4-0		OVERALL		3-1-0		2-3-0		14-3-0						
14-0-0		0-0-0	0-0-0		HOME		1-0-0		0-0-0		13-0-0						
5-8-0		0-0-0	0-3-0		AWAY		2-1-0		2-3-0		1-1-0						
1-3-0		0-0-0	1-1-0		NEUTRAL		0-0-0		0-0-0		0-2-0						
13-10-0		0-0-0	1-4-0		NON-CONFERENCE		3-1-0		1-2-0		8-3-0						
8-0-0		0-0-0	0-0-0		HOME		1-0-0		0-0-0		7-0-0						
4-7-0		0-0-0	0-0-		AWAY		2-1-0		1-2-0		1-1-0						
1-3-0		0-0-0	1-1-0		NEUTRAL		0-0-0		0-0-0		0-2-0						
7-1-0		0-0-0	0-0-0		CONFERENCE		0-0-0		1-1-0		6-0-0						
6-0-0		0-0-0	0-0-0		HOME		0-0-0		0-0-0		6-0-0						
1-1-0		0-0-0	0-0-0		AWAY		0-0-0		1-1-0		0-0-0						
0-0-0		0-0-0	0-0-0		NEUTRAL		0-0-0		0-0-0		0-0-0						
RPI	S	Opponent	Score		RPI	S	Opponent	Score		RPI	S	Opponent	Score				
			43	A	FIU	2	6	54	A	Wake Forest	3	4	121	A	UC Riverside	3	11
			43	A	FIU	0	10	81	H	Sacred Heart	7	1	121	A	UC Riverside	2	3
			43	A	FIU	2	12	94	A	Southern California	4	3	121	A	UC Riverside	2	1
			50	N	Bryant	8	5	100	A	UConn	6	3	141	A	Hartford	0	1
			50	N	Bryant	3	4						141	A	Hartford	1	0
													161	N	Saint Louis	8	9
													189	A	Cal St. Northridge	0	1
													197	H	Binghamton	3	1
													197	H	Binghamton	12	2
													197	H	Binghamton	5	4
													239	N	Saint Peter's	3	7
													252	H	Fordham	6	0
													252	H	Fordham	10	9
													252	H	Fordham	10	0
													264	A	Iona	6	4
													264	H	Iona	4	0
													284	H	Manhattan	16	4
													287	H	Albany (NY)	6	2
													287	H	Albany (NY)	7	0
													287	H	Albany (NY)	7	3
													292	H	Marist	9	3
													302	H	NYIT	3	2
LAST 10 GAMES																	
			197	H	Binghamton	12	2	50	N	Bryant	3	4					
			197	H	Binghamton	5	4	100	A	UConn	6	3					
			197	H	Binghamton	3	1	50	N	Bryant	8	5					
			284	H	Manhattan	16	4	81	H	Sacred Heart	7	1					
			264	A	Iona	6	4	292	H	Marist	9	3					

Non-Div. I Games:

Stony Brook

Average RPI Win: 141		WON-LOST RECORD		WINNING PCT. RANK		LAST 10 GAMES		STRENGTH OF SCHEDULE		OPP. STRENGTH OF SCHEDULE		TEAM RPI		ADJ RPI		CONF. RPI		ADJ CONF. RPI	
DIV. I ONLY		19-20-0		.48718 153		6-4-0		72		148		126		.51047 126		17		17	
DIV. I NON-CONF.		13-11-0		.54167 126		2-0-0		84		136		121		.51372 121		19		19	
TOTALS		RPI 1-25		RPI 26-50		W-L RECORDS		RPI 51-100		RPI 101-150		RPI 150+							
19-20-0		0-0-0		3-5-0		OVERALL		3-5-0		7-5-0		6-5-0							
12-11-0		0-0-0		0-2-0		HOME		3-5-0		4-1-0		5-3-0							
7-9-0		0-0-0		3-3-0		AWAY		0-0-0		3-4-0		1-2-0							
0-0-0		0-0-0		0-0-0		NEUTRAL		0-0-0		0-0-0		0-0-0							
13-11-0		0-0-0		2-3-0		NON-CONFERENCE		3-2-0		6-3-0		2-3-0							
9-8-0		0-0-0		0-2-0		HOME		3-2-0		4-1-0		2-3-0							
4-3-0		0-0-0		2-0-		AWAY		0-0-0		2-2-0		0-0-0							
0-0-0		0-0-0		0-0-0		NEUTRAL		0-0-0		0-0-0		0-0-0							
6-9-0		0-0-0		1-2-0		CONFERENCE		0-3-0		1-2-0		4-2-0							
3-3-0		0-0-0		0-0-0		HOME		0-3-0		0-0-0		3-0-0							
3-6-0		0-0-0		1-2-0		AWAY		0-0-0		1-2-0		1-2-0							
0-0-0		0-0-0		0-0-0		NEUTRAL		0-0-0		0-0-0		0-0-0							
RPI	S	Opponent		Score		RPI	S	Opponent		Score		RPI	S	Opponent		Score			
		31	A	Mercer	2 1	68	H	Western Caro.	4 3	117	A	Ga. Southern	3 0						
		31	A	Mercer	4 8	92	H	Lipscomb	5 7	132	A	FGCU	3 4						
		31	A	Mercer	8 11	92	H	Lipscomb	6 7	132	A	FGCU	0 5						
		35	A	Georgia Tech	5 3	92	H	Lipscomb	1 2	132	A	FGCU	11 9						
		35	H	Georgia Tech	7 8	93	H	Columbia	3 9	138	A	Jacksonville St.	10 1						
		41	A	Georgia	10 7	93	H	Columbia	15 1	138	A	Jacksonville St.	8 9						
		47	A	Auburn	5 10	93	H	Columbia	2 0	138	A	Jacksonville St.	0 1						
		47	H	Auburn	1 6	93	H	Columbia	5 8	138	H	Jacksonville St.	11 4						
										142	H	Middle Tenn.	10 11						
										142	H	Middle Tenn.	18 1						
										142	H	Middle Tenn.	5 1						
										149	H	Georgia St.	3 0						
										167	A	Jacksonville	5 10						
										167	A	Jacksonville	10 4						
										167	A	Jacksonville	3 4						
										236	H	Gardner-Webb	4 8						
										236	H	Gardner-Webb	10 6						
										236	H	Gardner-Webb	0 3						
										236	H	Gardner-Webb	2 1						
										241	H	Stetson	6 3						
										241	H	Stetson	5 0						
										241	H	Stetson	9 8						
										283	H	Savannah St.	5 7						
LAST 10 GAMES																			
		241	H	Stetson	9 8	132	A	FGCU	3 4	283	H	Savannah St.	5 7						
		241	H	Stetson	5 0	132	A	FGCU	0 5										
		241	H	Stetson	6 3	117	A	Ga. Southern	3 0										
		138	H	Jacksonville St.	11 4	167	A	Jacksonville	3 4										
		132	A	FGCU	11 9	167	A	Jacksonville	5 10										

Non-Div. I Games:

Kennesaw St.

Penn

Penn



Average RPI Win: 204		WON-LOST	WINNING	LAST 10	STRENGTH OF		OPP. STRENGTH	TEAM	ADJ	CONF.	ADJ CONF.
Average RPI Loss: 149		RECORD	PCT. RANK	GAMES	SCHEDULE		OF SCHEDULE	RPI	RPI	RPI	RPI
DIV. I ONLY		18-15-0	.54545	119	6-4-0		149	240	128	.50978	128
DIV. I NON-CONF.		10-11-0	.47619	165	1-1-0		73	236	117	.51531	117
TOTALS		RPI 1-25	RPI 26-50		W-L RECORDS		RPI 51-100		RPI 101-150		RPI 150+
18-15-0	0-0-0	0-0-0		OVERALL		1-5-0		2-3-0		15-7-0	
11-3-0	0-0-0	0-0-0		HOME		0-0-0		0-0-0		11-3-0	
7-10-0	0-0-0	0-0-0		AWAY		1-3-0		2-3-0		4-4-0	
0-2-0	0-0-0	0-0-0		NEUTRAL		0-2-0		0-0-0		0-0-0	
10-11-0	0-0-0	0-0-0		NON-CONFERENCE		1-5-0		2-3-0		7-3-0	
6-2-0	0-0-0	0-0-0		HOME		0-0-0		0-0-0		6-2-0	
4-7-0	0-0-0	0-0-		AWAY		1-3-0		2-3-0		1-1-0	
0-2-0	0-0-0	0-0-0		NEUTRAL		0-2-0		0-0-0		0-0-0	
8-4-0	0-0-0	0-0-0		CONFERENCE		0-0-0		0-0-0		8-4-0	
5-1-0	0-0-0	0-0-0		HOME		0-0-0		0-0-0		5-1-0	
3-3-0	0-0-0	0-0-0		AWAY		0-0-0		0-0-0		3-3-0	
0-0-0	0-0-0	0-0-0		NEUTRAL		0-0-0		0-0-0		0-0-0	
RPI S	Opponent	Score	RPI S	Opponent	Score	RPI S	Opponent	Score	RPI S	Opponent	Score
						56 A	UC Irvine	0 2	104 A	Nevada	2 3
						56 A	UC Irvine	0 4	104 A	Nevada	4 0
						56 A	UC Irvine	9 1	131 A	La.-Monroe	3 6
						61 N	Kansas St.	4 9	131 A	La.-Monroe	4 5
						61 N	Kansas St.	1 11	131 A	La.-Monroe	7 1
						69 A	Fresno St.	1 10	158 H	Sacramento St.	4 5
									158 H	Sacramento St.	8 6
									158 H	Sacramento St.	3 2
									160 A	Arizona	3 1
									213 H	Hofstra	5 7
									213 H	Hofstra	8 1
									213 H	Hofstra	10 3
									213 H	Hofstra	9 2
									225 A	Tex.-Pan American	1 2
									225 A	Tex.-Pan American	3 2
									225 A	Tex.-Pan American	6 7
									234 H	Omaha	5 2
									234 H	Omaha	9 2
									234 H	Omaha	0 6
									234 H	Omaha	14 0
									249 A	Bakersfield	9 2
									249 A	Bakersfield	5 4
									249 A	Bakersfield	2 4
									258 A	Abilene Christian	2 3
									281 H	Chicago St.	12 6
									281 H	Chicago St.	2 1
									281 H	Chicago St.	15 5
LAST 10 GAMES						158 H	Sacramento St.	8 6	225 A	Tex.-Pan American	1 2
						158 H	Sacramento St.	4 5	104 A	Nevada	2 3
						158 H	Sacramento St.	3 2	104 A	Nevada	4 0
						225 A	Tex.-Pan American	3 2	281 H	Chicago St.	15 5
						225 A	Tex.-Pan American	6 7	281 H	Chicago St.	12 6

Non-Div. I Games:

Grand Canyon

Average RPI Win: 153		WON-LOST	WINNING	LAST 10	STRENGTH OF		OPP. STRENGTH	TEAM	ADJ	CONF.	ADJ CONF.
Average RPI Loss: 65		RECORD	PCT. RANK	GAMES	SCHEDULE		OF SCHEDULE	RPI	RPI	RPI	RPI
DIV. I ONLY		15-20-0	.42857	190	3-7-0		76	47	129	.50957	129
DIV. I NON-CONF.		8-11-0	.42105	197	1-2-0		76	10	102	.51915	102
TOTALS		RPI 1-25	RPI 26-50		W-L RECORDS		RPI 51-100		RPI 101-150		RPI 150+
15-20-0		2-4-0	0-3-0		OVERALL		3-11-0		3-1-0		7-1-0
6-10-0		0-1-0	0-3-0		HOME		1-5-0		2-1-0		3-0-0
8-9-0		2-3-0	0-0-0		AWAY		2-5-0		1-0-0		3-1-0
1-1-0		0-0-0	0-0-0		NEUTRAL		0-1-0		0-0-0		1-0-0
8-11-0		2-4-0	0-3-0		NON-CONFERENCE		1-4-0		1-0-0		4-0-0
3-4-0		0-1-0	0-3-0		HOME		0-0-0		0-0-0		3-0-0
5-6-0		2-3-0	0-0-0		AWAY		1-3-0		1-0-0		1-0-0
0-1-0		0-0-0	0-0-0		NEUTRAL		0-1-0		0-0-0		0-0-0
7-9-0		0-0-0	0-0-0		CONFERENCE		2-7-0		2-1-0		3-1-0
3-6-0		0-0-0	0-0-0		HOME		1-5-0		2-1-0		0-0-0
3-3-0		0-0-0	0-0-0		AWAY		1-2-0		0-0-0		2-1-0
1-0-0		0-0-0	0-0-0		NEUTRAL		0-0-0		0-0-0		1-0-0
RPI S	Opponent	Score	RPI S	Opponent	Score	RPI S	Opponent	Score	RPI S	Opponent	Score
10 A	Texas Tech	4 20	30 H	Dallas Baptist	10 20	52 A	Texas A&M	3 12	123 H	Central Ark.	5 4
10 A	Texas Tech	6 3	49 H	New Mexico	3 6	58 H	Oral Roberts	1 7	123 H	Central Ark.	4 8
10 H	Texas Tech	4 5	49 H	New Mexico	6 9	58 H	Oral Roberts	1 11	123 H	Central Ark.	9 6
23 A	Alabama	0 8				58 H	Oral Roberts	0 4	144 A	UALR	3 1
23 A	Alabama	2 1				70 N	Oklahoma St.	1 3	155 A	A&M-Corpus Christi	12 10
23 A	Alabama	2 3				83 A	Wichita St.	3 4	155 A	A&M-Corpus Christi	8 9
						83 A	Wichita St.	1 0	155 A	A&M-Corpus Christi	7 6
						83 A	Wichita St.	0 6	179 A	Texas-Arlington	14 9
						88 A	Northwestern St.	3 5	261 N	Incarinate Word	12 5
						88 A	Northwestern St.	4 5	288 H	UT Martin	10 6
						88 A	Northwestern St.	7 5	288 H	UT Martin	9 4
						91 H	McNeese St.	7 10	288 H	UT Martin	1 0
						91 H	McNeese St.	5 1			
						91 H	McNeese St.	4 5			
LAST 10 GAMES											
						58 H	Oral Roberts	0 4	155 A	A&M-Corpus Christi	7 6
						58 H	Oral Roberts	1 7	155 A	A&M-Corpus Christi	12 10
						58 H	Oral Roberts	1 11	155 A	A&M-Corpus Christi	8 9
						49 H	New Mexico	3 6	144 A	UALR	3 1
						49 H	New Mexico	6 9	123 H	Central Ark.	4 8

Non-Div. I Games:

Stephen F. Austin

Average RPI Win: 128		WON-LOST	WINNING	LAST 10	STRENGTH OF	OPP. STRENGTH	TEAM	ADJ	CONF.	ADJ CONF.				
Average RPI Loss: 132		RECORD	PCT. RANK	GAMES	SCHEDULE	OF SCHEDULE	RPI	RPI	RPI	RPI				
DIV. I ONLY		16-19-0	.45714	175	3-7-0	69	162	130	.50931	130	9	9		
DIV. I NON-CONF.		10-11-0	.47619	165	0-3-0	27	238	77	.53056	77	9	9		
<hr/>														
TOTALS		RPI 1-25	RPI 26-50		W-L RECORDS		RPI 51-100		RPI 101-150		RPI 150+			
16-19-0		0-1-0	1-2-0		OVERALL		5-4-0		5-4-0		5-8-0			
8-10-0		0-0-0	0-1-0		HOME		1-2-0		3-1-0		4-6-0			
8-9-0		0-1-0	1-1-0		AWAY		4-2-0		2-3-0		1-2-0			
0-0-0		0-0-0	0-0-0		NEUTRAL		0-0-0		0-0-0		0-0-0			
10-11-0		0-1-0	1-2-0		NON-CONFERENCE		2-1-0		2-2-0		5-5-0			
6-4-0		0-0-0	0-1-0		HOME		0-0-0		2-0-0		4-3-0			
4-7-0		0-1-0	1-0-		AWAY		2-1-0		0-2-0		1-2-0			
0-0-0		0-0-0	0-0-0		NEUTRAL		0-0-0		0-0-0		0-0-0			
6-8-0		0-0-0	0-0-0		CONFERENCE		3-3-0		3-2-0		0-3-0			
2-6-0		0-0-0	0-0-0		HOME		1-2-0		1-1-0		0-3-0			
4-2-0		0-0-0	0-0-0		AWAY		2-1-0		2-1-0		0-0-0			
0-0-0		0-0-0	0-0-0		NEUTRAL		0-0-0		0-0-0		0-0-0			
RPI	S	Opponent	Score		RPI	S	Opponent	Score		RPI	S	Opponent	Score	
21	A	LSU	0	9	42	A	Mississippi St.	0	3	65	H	Arkansas St.	6	7
					46	A	Southern Miss.	5	1	65	H	Arkansas St.	5	0
					46	H	Southern Miss.	1	3	65	H	Arkansas St.	2	3
										71	A	Arkansas	2	1
										71	A	Arkansas	1	12
										71	A	Arkansas	5	3
										99	A	Texas St.	7	2
										99	A	Texas St.	5	4
										99	A	Texas St.	0	2
										</				

Non-Div. I Games:

South Ala.

Average RPI Win:		135	WON-LOST RECORD		WINNING PCT. RANK		LAST 10 GAMES		STRENGTH OF SCHEDULE		OPP. STRENGTH OF SCHEDULE		TEAM RPI		ADJ RPI		CONF. RPI		ADJ CONF. RPI				
DIV. I ONLY			16-22-0		.42105	198		5-5-0		33		95		131		.50907	131		9		9		
DIV. I NON-CONF.			9-14-0		.3913	212		2-2-0		33		110		146		.50174	146		9		9		
TOTALS		RPI 1-25		RPI 26-50		W-L RECORDS		RPI 51-100		RPI 101-150		RPI 150+											
16-22-0		0-6-0		1-2-0		OVERALL		2-5-0		10-5-0		3-4-0											
12-9-0		0-3-0		1-1-0		HOME		2-2-0		9-2-0		0-1-0											
2-13-0		0-3-0		0-1-0		AWAY		0-3-0		1-3-0		1-3-0											
2-0-0		0-0-0		0-0-0		NEUTRAL		0-0-0		0-0-0		2-0-0											
9-14-0		0-3-0		1-2-0		NON-CONFERENCE		0-4-0		6-3-0		2-2-0											
7-5-0		0-0-0		1-1-0		HOME		0-1-0		6-2-0		0-1-0											
0-9-0		0-3-0		0-0-		AWAY		0-3-0		0-1-0		0-1-0											
2-0-0		0-0-0		0-0-0		NEUTRAL		0-0-0		0-0-0		2-0-0											
7-8-0		0-3-0		0-0-0		CONFERENCE		2-1-0		4-2-0		1-2-0											
5-4-0		0-3-0		0-0-0		HOME		2-1-0		3-0-0		0-0-0											
2-4-0		0-0-0		0-0-0		AWAY		0-0-0		1-2-0		1-2-0											
0-0-0		0-0-0		0-0-0		NEUTRAL		0-0-0		0-0-0		0-0-0											
RPI	S	Opponent		Score		RPI	S	Opponent		Score		RPI	S	Opponent		Score		RPI	S	Opponent		Score	
5	A	Ole Miss		4	5	43	H	FIU		12	6	72	A	Samford		3	9	122	H	Southeastern La.		4	13
5	A	Ole Miss		3	4	46	A	Southern Miss.		2	18	72	A	Samford		6	9	122	H	Southeastern La.		6	5
7	H	La.-Lafayette		1	4	46	H	Southern Miss.		2	14	72	A	Samford		5	6	122	H	Southeastern La.		3	2
7	H	La.-Lafayette		1	14							88	H	Northwestern St.		6	8	124	A	Nicholls St.		0	3
7	H	La.-Lafayette		2	21							99	H	Texas St.		5	12	124	H	Nicholls St.		9	6
23	A	Alabama		2	3							99	H	Texas St.		17	12	128	H	Grand Canyon		1	7
												99	H	Texas St.		7	6	128	H	Grand Canyon		6	3
																		128	H	Grand Canyon		5	4
																		133	A	Troy		3	19
																		133	A	Troy		7	4
																		133	A	Troy		3	4
																		134	H	Michigan St.		5	1
																		144	H	UALR		11	10
																		144	H	UALR		6	4
																		144	H	UALR		16	5
																		179	A	Texas-Arlington		7	5
																		179	A	Texas-Arlington		1	6
																		179	A	Texas-Arlington		8	10
																		206	N	Western Ill.		6	2
																		206	N	Western Ill.		6	5
																		272	A	Jackson St.		2	5
																		272	H	Jackson St.		6	9
LAST 10 GAMES																							
						99	H	Texas St.		7	6	179	A	Texas-Arlington		1	6						
						99	H	Texas St.		17	12	179	A	Texas-Arlington		7	5						
						99	H	Texas St.		5	12	179	A	Texas-Arlington		8	10						
						43	H	FIU		12	6	124	H	Nicholls St.		9	6						
						88	H	Northwestern St.		6	8	23	A	Alabama		2	3						

Non-Div. I Games:

La.-Monroe

Average RPI Win: 223		WON-LOST RECORD	WINNING PCT. RANK	LAST 10 GAMES	STRENGTH OF SCHEDULE	OPP. STRENGTH OF SCHEDULE	TEAM RPI	ADJ RPI	CONF. RPI	ADJ CONF. RPI													
Average RPI Loss: 119																							
DIV. I ONLY		24-13-0	.64865	49	7-3-0	259	92	132	.50892	132	17	17											
DIV. I NON-CONF.		15-10-0	.6	81	2-1-0	246	107	162	.49434	162	19	19											
<hr/>																							
TOTALS		RPI 1-25		RPI 26-50		W-L RECORDS		RPI 51-100		RPI 101-150		RPI 150+											
24-13-0		1-4-0		0-0-0		OVERALL		0-2-0		2-2-0		21-5-0											
13-5-0		0-1-0		0-0-0		HOME		0-0-0		2-2-0		11-2-0											
11-6-0		1-3-0		0-0-0		AWAY		0-0-0		0-0-0		10-3-0											
0-2-0		0-0-0		0-0-0		NEUTRAL		0-2-0		0-0-0		0-0-0											
15-10-0		1-4-0		0-0-0		NON-CONFERENCE		0-2-0		0-1-0		14-3-0											
11-4-0		0-1-0		0-0-0		HOME		0-0-0		0-1-0		11-2-0											
4-4-0		1-3-0		0-0-		AWAY		0-0-0		0-0-0		3-1-0											
0-2-0		0-0-0		0-0-0		NEUTRAL		0-2-0		0-0-0		0-0-0											
9-3-0		0-0-0		0-0-0		CONFERENCE		0-0-0		2-1-0		7-2-0											
2-1-0		0-0-0		0-0-0		HOME		0-0-0		2-1-0		0-0-0											
7-2-0		0-0-0		0-0-0		AWAY		0-0-0		0-0-0		7-2-0											
0-0-0		0-0-0		0-0-0		NEUTRAL		0-0-0		0-0-0		0-0-0											
RPI	S	Opponent		Score		RPI	S	Opponent		Score		RPI	S	Opponent		Score							
1	A	Florida		2	1			95	N	Illinois		1	9	103	H	Michigan		4	6				
1	A	Florida		0	4			95	N	Illinois		2	3	126	H	Kennesaw St.		5	0				
4	A	Florida St.		3	8									126	H	Kennesaw St.		4	3				
20	A	Miami (FL)		0	4									126	H	Kennesaw St.		9	11				
20	H	Miami (FL)		2	5									165	H	South Fla.		1	5				
														166	H	Fla. Atlantic		1	0				
														167	A	Jacksonville		3	2				
														167	A	Jacksonville		0	1				
														167	A	Jacksonville		13	3				
														233	A	Bethune-Cookman		13	10				
														233	A	Bethune-Cookman		5	4				
														233	A	Bethune-Cookman		2	3				
														240	A	Florida A&M		7	6				
														240	H	Florida A&M		8	1				
														240	H	Florida A&M		15	2				
														240	H	Florida A&M		4	3				
														241	A	Stetson		4	3				
														241	A	Stetson		9	18				
														241	A	Stetson		8	2				
														243	A	USC Upstate		4	0				
														243	A	USC Upstate		17	5				
														243	A	USC Upstate		8	0				
														278	H	Rhode Island		4	3				
														278	H	Rhode Island		7	1				
														278	H	Rhode Island		5	6				
														278	H	Rhode Island		7	3				
														284	H	Manhattan		3	1				
<hr/>																							
LAST 10 GAMES																							
						167	A	Jacksonville		0	1	126	H	Kennesaw St.		4	3	278	H	Rhode Island		4	3
						167	A	Jacksonville		3	2	126	H	Kennesaw St.		5	0	278	H	Rhode Island		7	1
						167	A	Jacksonville		13	3	240	A	Florida A&M		7	6	278	H	Rhode Island		5	6
						166	H	Fla. Atlantic		1	0	4	A	Florida St.		3	8	278	H	Rhode Island		7	3
						126	H	Kennesaw St.		9	11	241	A	Stetson		4	3	284	H	Manhattan		3	1

Non-Div. I Games:

FGCU

RPI	S	Opponent	Score	
284	H	Manhattan	3	2
284	H	Manhattan	5	2
284	H	Manhattan	13	3

FGCU

F  
G  
C  
U

F  
G  
C  
U

Average RPI Win: 160		WON-LOST	WINNING	LAST 10	STRENGTH OF	OPP. STRENGTH	TEAM	ADJ	CONF.	ADJ CONF.		
Average RPI Loss: 94		RECORD	PCT. RANK	GAMES	SCHEDULE	OF SCHEDULE	RPI	RPI	RPI	RPI		
DIV. I ONLY		19-18-0	.51351	139	5-5-0	91	104	133	.50877	133	9	9
DIV. I NON-CONF.		13-10-0	.56522	110	2-1-0	121	202	136	.5074	136	9	9
<hr/>												
TOTALS		RPI 1-25	RPI 26-50		W-L RECORDS		RPI 51-100		RPI 101-150		RPI 150+	
19-18-0		0-4-0	1-3-0		OVERALL		5-4-0		4-5-0		9-2-0	
13-11-0		0-3-0	0-0-0		HOME		4-4-0		2-2-0		7-2-0	
6-6-0		0-0-0	1-3-0		AWAY		1-0-0		2-3-0		2-0-0	
0-1-0		0-1-0	0-0-0		NEUTRAL		0-0-0		0-0-0		0-0-0	
13-10-0		0-1-0	1-3-0		NON-CONFERENCE		3-3-0		0-1-0		9-2-0	
9-6-0		0-0-0	0-0-0		HOME		2-3-0		0-1-0		7-2-0	
4-3-0		0-0-0	1-0-		AWAY		1-0-0		0-0-0		2-0-0	
0-1-0		0-1-0	0-0-0		NEUTRAL		0-0-0		0-0-0		0-0-0	
6-8-0		0-3-0	0-0-0		CONFERENCE		2-1-0		4-4-0		0-0-0	
4-5-0		0-3-0	0-0-0		HOME		2-1-0		2-1-0		0-0-0	
2-3-0		0-0-0	0-0-0		AWAY		0-0-0		2-3-0		0-0-0	
0-0-0		0-0-0	0-0-0		NEUTRAL		0-0-0		0-0-0		0-0-0	
RPI	S	Opponent	Score	RPI	S	Opponent	Score	RPI	S	Opponent	Score	
7	H	La.-Lafayette	4 15	46	A	Southern Miss.	1 3	59	H	Western Ky.	11 6	130 A South Ala. 1 2
7	H	La.-Lafayette	8 11	46	A	Southern Miss.	5 0	59	H	Western Ky.	4 5	130 A South Ala. 5 0
7	H	La.-Lafayette	0 11	46	A	Southern Miss.	6 7	59	H	Western Ky.	10 5	131 H La.-Monroe 19 3
23	N	Alabama	5 10	47	A	Auburn	0 6	72	H	Samford	9 11	131 H La.-Monroe 4 3
								75	A	UAB	7 2	131 H La.-Monroe 4 7
								98	H	Central Mich.	2 3	138 H Jacksonville St. 3 7
								98	H	Central Mich.	5 4	149 A Georgia St. 13 9
								98	H	Central Mich.	1 4	149 A Georgia St. 3 6
								98	H	Central Mich.	3 2	149 A Georgia St. 6 8
												177 A Alabama St. 8 5
												177 H Alabama St. 8 5
												240 A Florida A&M 7 6
												242 H Northern Ky. 6 2
												242 H Northern Ky. 14 4
												242 H Northern Ky. 5 6
												242 H Northern Ky. 7 0
												245 H New Orleans 3 5
												245 H New Orleans 3 2
												245 H New Orleans 3 1
												259 H Alabama A&M 9 6
LAST 10 GAMES												
				59	H	Western Ky.	10 5	7	H	La.-Lafayette	0 11	
				59	H	Western Ky.	11 6	7	H	La.-Lafayette	8 11	
				59	H	Western Ky.	4 5	7	H	La.-Lafayette	4 15	
				259	H	Alabama A&M	9 6	75	A	UAB	7 2	
				47	A	Auburn	0 6	149	A	Georgia St.	13 9	

Non-Div. I Games:

Troy

[illegible]

**Non-Div. I Games:**

Michigan St.





Average RPI Win:	209	WON-LOST RECORD	WINNING PCT. RANK	LAST 10 GAMES	STRENGTH OF SCHEDULE	OPP. STRENGTH OF SCHEDULE	TEAM RPI	ADJ RPI	CONF. RPI	ADJ CONF. RPI				
Average RPI Loss:	133													
DIV. I ONLY		22-12-0	.64706	51	8-2-0	277	123	136	.50611	136	19	19		
DIV. I NON-CONF.		13-9-0	.59091	88	3-1-0	249	114	100	.52093	100	13	13		
<hr/>														
TOTALS	RPI 1-25	RPI 26-50		W-L RECORDS		RPI 51-100		RPI 101-150		RPI 150+				
22-12-0	0-3-0	0-0-0		OVERALL		1-0-0		5-3-0		16-6-0				
7-2-0	0-0-0	0-0-0		HOME		0-0-0		2-1-0		5-1-0				
13-8-0	0-2-0	0-0-0		AWAY		1-0-0		3-1-0		9-4-0				
2-2-0	0-0-0	0-0-0		NEUTRAL		0-0-0		0-1-0		2-1-0				
13-9-0	0-3-0	0-0-0		NON-CONFERENCE		1-0-0		3-2-0		9-4-0				
3-0-0	0-0-0	0-0-0		HOME		0-0-0		0-0-0		3-0-0				
8-7-0	0-3-0	0-0-		AWAY		1-0-0		3-1-0		4-3-0				
2-2-0	0-0-0	0-0-0		NEUTRAL		0-0-0		0-1-0		2-1-0				
9-3-0	0-0-0	0-0-0		CONFERENCE		0-0-0		2-1-0		7-2-0				
4-2-0	0-0-0	0-0-0		HOME		0-0-0		2-1-0		2-1-0				
5-1-0	0-0-0	0-0-0		AWAY		0-0-0		0-0-0		5-1-0				
0-0-0	0-0-0	0-0-0		NEUTRAL		0-0-0		0-0-0		0-0-0				
RPI	S	Opponent	Score		RPI	S	Opponent	Score		RPI	S	Opponent	Score	
16	A	Liberty	2	4						96	A	Col. of Charleston	8	6
16	A	Liberty	1	9						103	N	Michigan	2	3
16	A	Liberty	2	6						115	H	Miami (OH)	13	4
										115	H	Miami (OH)	4	2
										115	H	Miami (OH)	4	6
										135	A	Wright St.	9	7
										142	A	Middle Tenn.	6	5
										142	A	Middle Tenn.	5	4
										142	A	Middle Tenn.	4	12
										154	H	Toledo	4	1
										154	H	Toledo	6	2
										154	H	Toledo	4	5
										160	A	Arizona	14	5
										160	A	Arizona	1	13
										160	A	Arizona	1	7
										183	N	Appalachian St.	0	8
										200	A	Winthrop	8	5
										200	A	Winthrop	9	4
										226	H	Oakland	16	5
										226	H	Oakland	16	1
										247	A	Eastern Mich.	6	1
										247	A	Eastern Mich.	1	2
										247	A	Eastern Mich.	10	2
										285	A	Youngstown St.	4	7
										285	A	Youngstown St.	11	7
										285	H	Youngstown St.	10	2
										291	N	Coppin St.	5	0
										291	N	Coppin St.	11	1
LAST 10 GAMES														
					115	H	Miami (OH)	4	6	296	A	Ohio	18	2
					115	H	Miami (OH)	13	4	296	A	Ohio	5	3
					115	H	Miami (OH)	4	2	296	A	Ohio	11	1
					285	A	Youngstown St.	4	7	226	H	Oakland	16	1
					285	A	Youngstown St.	11	7	226	H	Oakland	16	5

Non-Div. I Games:

Kent St.

RPI	S	Opponent	Score	
296	A	Ohio	5	3
296	A	Ohio	11	1
296	A	Ohio	18	2

Kent St.

K  
e  
n  
t  
S  
t  
.

K  
e  
n  
t  
S  
t  
.

Duke				Through Games Of April 13, 2014											
Average RPI Win: 174		WON-LOST	WINNING	LAST 10	STRENGTH OF		OPP. STRENGTH	TEAM	ADJ		CONF.	ADJ CONF.			
Average RPI Loss: 84		RECORD	PCT. RANK	GAMES	SCHEDULE		OF SCHEDULE	RPI	RPI		RPI	RPI			
DIV. I ONLY		20-17-0	.54054	124	5-5-0		105		140		137	.50595	137	3	3
DIV. I NON-CONF.		11-8-0	.57895	98	1-1-0		219		252		189	.47835	188	4	4
TOTALS		RPI 1-25	RPI 26-50		W-L RECORDS		RPI 51-100		RPI 101-150		RPI 150+				
20-17-0		1-4-0	2-4-0		OVERALL		3-1-0		0-4-0		14-4-0				
18-7-0		1-3-0	2-1-0		HOME		3-0-0		0-0-0		12-3-0				
1-9-0		0-1-0	0-3-0		AWAY		0-0-0		0-4-0		1-1-0				
1-1-0		0-0-0	0-0-0		NEUTRAL		0-1-0		0-0-0		1-0-0				
11-8-0		0-2-0	0-0-0		NON-CONFERENCE		0-1-0		0-1-0		11-4-0				
9-4-0		0-1-0	0-0-0		HOME		0-0-0		0-0-0		9-3-0				
1-3-0		0-1-0	0-0-		AWAY		0-0-0		0-1-0		1-1-0				
1-1-0		0-0-0	0-0-0		NEUTRAL		0-1-0		0-0-0		1-0-0				
9-9-0		1-2-0	2-4-0		CONFERENCE		3-0-0		0-3-0		3-0-0				
9-3-0		1-2-0	2-1-0		HOME		3-0-0		0-0-0		3-0-0				
0-6-0		0-0-0	0-3-0		AWAY		0-0-0		0-3-0		0-0-0				
0-0-0		0-0-0	0-0-0		NEUTRAL		0-0-0		0-0-0		0-0-0				
RPI	S	Opponent	Score	RPI	S	Opponent	Score	RPI	S	Opponent	Score	RPI	S	Opponent	Score
8	H	Virginia	2 3	35	A	Georgia Tech	4 7	53	N	West Virginia	1 3	111	A	Davidson	2 3
8	H	Virginia	1 2	35	A	Georgia Tech	1 5	84	H	North Carolina	9 8	116	A	Pittsburgh	2 3
8	H	Virginia	3 2	35	A	Georgia Tech	0 1	84	H	North Carolina	6 4	116	A	Pittsburgh	5 8
16	A	Liberty	3 4	44	H	North Carolina St.	2 0	84	H	North Carolina	3 2	116	A	Pittsburgh	1 5
16	H	Liberty	2 8	44	H	North Carolina St.	2 6					156	H	Akron	5 2
				44	H	North Carolina St.	11 10					161	H	Saint Louis	2 3
												162	N	Marshall	5 2
												180	H	Furman	9 11
												182	A	UNC Greensboro	8 9
												197	H	Binghamton	6 7
												197	H	Binghamton	5 1
												197	H	Binghamton	7 3
												202	A	Coastal Caro.	7 5
												208	H	Notre Dame	4 3
												208	H	Notre Dame	1 0
												208	H	Notre Dame	4 1
												223	H	Princeton	7 1
												238	H	Quinnipiac	16 5
												260	H	La Salle	6 1
												280	H	N.C. Central	9 1
												290	H	Norfolk St.	11 1
												293	H	UMES	15 7
				LAST 10 GAMES											
				44	H	North Carolina St.	11 10	35	A	Georgia Tech	1 5				
				44	H	North Carolina St.	2 6	35	A	Georgia Tech	4 7				
				44	H	North Carolina St.	2 0	16	A	Liberty	3 4				
				280	H	N.C. Central	9 1	84	H	North Carolina	6 4				
				35	A	Georgia Tech	0 1	84	H	North Carolina	9 8				

Non-Div. I Games:

Duke

Average RPI Win:	181	WON-LOST	WINNING	LAST 10	STRENGTH OF	OPP. STRENGTH	TEAM	ADJ	CONF.	ADJ CONF.					
Average RPI Loss:	135	RECORD	PCT. RANK	GAMES	SCHEDULE	OF SCHEDULE	RPI	RPI	RPI	RPI					
DIV. I ONLY		21-14-0	.6	77	6-4-0	218	145	138	.50503	138	21	21			
DIV. I NON-CONF.		10-10-0	.5	141	2-3-0	37	135	74	.53248	74	22	22			
<hr/>															
TOTALS	RPI 1-25	RPI 26-50		W-L RECORDS		RPI 51-100		RPI 101-150		RPI 150+					
21-14-0	0-0-0	1-2-0		OVERALL		3-4-0		3-3-0		14-5-0					
13-7-0	0-0-0	0-0-0		HOME		2-3-0		2-1-0		9-3-0					
8-7-0	0-0-0	1-2-0		AWAY		1-1-0		1-2-0		5-2-0					
0-0-0	0-0-0	0-0-0		NEUTRAL		0-0-0		0-0-0		0-0-0					
10-10-0	0-0-0	1-2-0		NON-CONFERENCE		3-4-0		3-3-0		3-1-0					
6-5-0	0-0-0	0-0-0		HOME		2-3-0		2-1-0		2-1-0					
4-5-0	0-0-0	1-0-		AWAY		1-1-0		1-2-0		1-0-0					
0-0-0	0-0-0	0-0-0		NEUTRAL		0-0-0		0-0-0		0-0-0					
11-4-0	0-0-0	0-0-0		CONFERENCE		0-0-0		0-0-0		11-4-0					
7-2-0	0-0-0	0-0-0		HOME		0-0-0		0-0-0		7-2-0					
4-2-0	0-0-0	0-0-0		AWAY		0-0-0		0-0-0		4-2-0					
0-0-0	0-0-0	0-0-0		NEUTRAL		0-0-0		0-0-0		0-0-0					
<hr/>															
RPI	S	Opponent	Score	RPI	S	Opponent	Score	RPI	S	Opponent	Score				
				49	A	New Mexico	3 5	72	A	Samford	2 5	126	A	Kennesaw St.	4 11
				49	A	New Mexico	9 2	72	H	Samford	6 7	126	H	Kennesaw St.	9 8
				49	A	New Mexico	2 8	75	A	UAB	9 5	126	H	Kennesaw St.	1 0
								75	H	UAB	9 14	126	H	Kennesaw St.	1 10
								88	H	Northwestern St.	5 4	130	A	South Ala.	2 4
								88	H	Northwestern St.	3 6	133	A	Troy	7 3
								88	H	Northwestern St.	6 4	171	H	Valparaiso	10 0
												171	H	Valparaiso	3 10
												171	H	Valparaiso	6 3
												175	A	Eastern Ill.	23 15
												175	A	Eastern Ill.	8 2
												175	A	Eastern Ill.	8 6
												177	A	Alabama St.	11 5
												207	H	Austin Peay	1 6
												207	H	Austin Peay	9 7
												207	H	Austin Peay	7 2
												224	A	SIU Edwardsville	5 2
												224	A	SIU Edwardsville	6 7
												224	A	SIU Edwardsville	8 9
												282	H	Murray St.	7 2
												282	H	Murray St.	1 4
												282	H	Murray St.	5 1
				LAST 10 GAMES								288	H	UT Martin	6 4
				282	H	Murray St.	5 1	49	A	New Mexico	2 8	288	H	UT Martin	6 2
				282	H	Murray St.	1 4	49	A	New Mexico	3 5	288	H	UT Martin	6 2
				282	H	Murray St.	7 2	177	A	Alabama St.	11 5	288	H	UT Martin	10 5
				126	A	Kennesaw St.	4 11	175	A	Eastern Ill.	8 6				
				49	A	New Mexico	9 2	175	A	Eastern Ill.	23 15				

**Non-Div. I Games:**

Jacksonville St.



RPI	S	Opponent	Score	
288	A	UT Martin	18	13
288	A	UT Martin	4	9

Eastern Ky.

E  
a  
s  
t  
e  
r  
n  
K  
y  
.

E  
a  
s  
t  
e  
r  
n  
K  
y  
.





Average RPI Win: 179		WON-LOST	WINNING	LAST 10	STRENGTH OF		OPP. STRENGTH	TEAM	ADJ		CONF.	ADJ CONF.
Average RPI Loss: 162		RECORD	PCT. RANK	GAMES	SCHEDULE		OF SCHEDULE	RPI	RPI		RPI	RPI
DIV. I ONLY		18-13-0	.58065	99	6-4-0		229	199	141		.50376	25
DIV. I NON-CONF.		12-11-0	.52174	138	3-4-0		215	196	154		.49891	24
TOTALS		RPI 1-25	RPI 26-50		W-L RECORDS		RPI 51-100		RPI 101-150		RPI 150+	
18-13-0	0-0-0	0-1-0		OVERALL		4-2-0		1-1-0		13-9-0		
8-4-0	0-0-0	0-1-0		HOME		2-0-0		1-1-0		5-2-0		
9-8-0	0-0-0	0-0-0		AWAY		1-2-0		0-0-0		8-6-0		
1-1-0	0-0-0	0-0-0		NEUTRAL		1-0-0		0-0-0		0-1-0		
12-11-0	0-0-0	0-1-0		NON-CONFERENCE		4-2-0		0-0-0		8-8-0		
5-2-0	0-0-0	0-1-0		HOME		2-0-0		0-0-0		3-1-0		
6-8-0	0-0-0	0-0-		AWAY		1-2-0		0-0-0		5-6-0		
1-1-0	0-0-0	0-0-0		NEUTRAL		1-0-0		0-0-0		0-1-0		
6-2-0	0-0-0	0-0-0		CONFERENCE		0-0-0		1-1-0		5-1-0		
3-2-0	0-0-0	0-0-0		HOME		0-0-0		1-1-0		2-1-0		
3-0-0	0-0-0	0-0-0		AWAY		0-0-0		0-0-0		3-0-0		
0-0-0	0-0-0	0-0-0		NEUTRAL		0-0-0		0-0-0		0-0-0		
RPI S	Opponent	Score	RPI S	Opponent	Score	RPI S	Opponent	Score	RPI S	Opponent	Score	
			50 H	Bryant	2 6	67 A	Rutgers	1 4	125 H	Stony Brook	1 0	
						67 A	Rutgers	3 4	125 H	Stony Brook	0 1	
						67 A	Rutgers	11 8	170 A	George Mason	0 1	
						81 H	Sacred Heart	7 6	170 A	George Mason	4 3	
						81 N	Sacred Heart	1 0	170 A	George Mason	0 1	
						100 H	UConn	3 2	174 H	Fairfield	8 5	
									196 A	East Tenn. St.	3 5	
									196 A	East Tenn. St.	18 6	
									196 A	East Tenn. St.	1 0	
									197 H	Binghamton	0 2	
									197 H	Binghamton	3 0	
									197 H	Binghamton	3 2	
									201 A	Georgetown	3 6	
									201 A	Georgetown	3 4	
									201 A	Georgetown	10 11	
									217 A	Maine	2 1	
									217 A	Maine	2 1	
									217 A	Maine	6 4	
									219 N	Temple	4 5	
									230 A	Holy Cross	8 6	
									235 H	Yale	8 6	
									238 H	Quinnipiac	4 10	
									257 H	Massachusetts	3 0	
									260 A	La Salle	8 1	
LAST 10 GAMES												
			67 A	Rutgers	11 8	217 A	Maine	2 1	257 H	Massachusetts	3 0	
			67 A	Rutgers	1 4	217 A	Maine	2 1	260 A	La Salle	8 1	
			67 A	Rutgers	3 4	217 A	Maine	6 4				
			238 H	Quinnipiac	4 10	50 H	Bryant	2 6				
			81 H	Sacred Heart	7 6	230 A	Holy Cross	8 6				

Non-Div. I Games:

Hartford

Average RPI Win:	155	WON-LOST RECORD	WINNING PCT. RANK	LAST 10 GAMES	STRENGTH OF SCHEDULE	OPP. STRENGTH OF SCHEDULE	TEAM RPI	ADJ RPI	CONF. RPI	ADJ CONF. RPI					
DIV. I ONLY		18-18-0	.5	141	6-4-0	115	81	142	.5029	142	10	10			
DIV. I NON-CONF.		10-11-0	.47619	165	5-2-0	136	153	193	.47601	192	11	11			
<hr/>															
TOTALS	RPI 1-25	RPI 26-50		W-L RECORDS		RPI 51-100		RPI 101-150		RPI 150+					
18-18-0	2-4-0	1-2-0		OVERALL		3-4-0		3-4-0		9-4-0					
14-8-0	2-4-0	0-0-0		HOME		2-1-0		2-2-0		8-1-0					
4-10-0	0-0-0	1-2-0		AWAY		1-3-0		1-2-0		1-3-0					
0-0-0	0-0-0	0-0-0		NEUTRAL		0-0-0		0-0-0		0-0-0					
10-11-0	0-3-0	0-0-0		NON-CONFERENCE		2-2-0		3-4-0		5-2-0					
9-7-0	0-3-0	0-0-0		HOME		2-1-0		2-2-0		5-1-0					
1-4-0	0-0-0	0-0-		AWAY		0-1-0		1-2-0		0-1-0					
0-0-0	0-0-0	0-0-0		NEUTRAL		0-0-0		0-0-0		0-0-0					
8-7-0	2-1-0	1-2-0		CONFERENCE		1-2-0		0-0-0		4-2-0					
5-1-0	2-1-0	0-0-0		HOME		0-0-0		0-0-0		3-0-0					
3-6-0	0-0-0	1-2-0		AWAY		1-2-0		0-0-0		1-2-0					
0-0-0	0-0-0	0-0-0		NEUTRAL		0-0-0		0-0-0		0-0-0					
RPI	S	Opponent	Score	RPI	S	Opponent	Score	RPI	S	Opponent	Score	RPI	S	Opponent	Score
11	H	Rice	0 8	46	A	Southern Miss.	13 1	57	H	Memphis	4 8	115	H	Miami (OH)	4 3
11	H	Rice	8 5	46	A	Southern Miss.	6 7	57	H	Memphis	6 5	126	A	Kennesaw St.	1 5
11	H	Rice	3 2	46	A	Southern Miss.	0 7	75	A	UAB	4 3	126	A	Kennesaw St.	11 10
14	H	Vanderbilt	3 4					75	A	UAB	4 6	126	A	Kennesaw St.	1 18
18	H	Tennessee	0 2					75	A	UAB	0 2	136	H	Kent St.	12 4
19	H	Indiana St.	0 9					92	A	Lipscomb	3 9	136	H	Kent St.	5 6
								92	H	Lipscomb	7 5	136	H	Kent St.	4 5
												157	A	Tulane	0 2
												157	A	Tulane	5 4
												157	A	Tulane	1 2
												169	A	Tennessee Tech	3 10
												169	H	Tennessee Tech	5 9
												193	H	Belmont	4 0
												216	H	Dayton	8 6
												221	H	Charlotte	6 2
												221	H	Charlotte	9 1
												221	H	Charlotte	7 6
												297	H	Mississippi Val.	8 1
												297	H	Mississippi Val.	18 3
												297	H	Mississippi Val.	11 2
LAST 10 GAMES															
				297	H	Mississippi Val.	11 2	46	A	Southern Miss.	6 7				
				297	H	Mississippi Val.	18 3	46	A	Southern Miss.	0 7				
				297	H	Mississippi Val.	8 1	46	A	Southern Miss.	13 1				
				169	A	Tennessee Tech	3 10	57	H	Memphis	4 8				
				193	H	Belmont	4 0	57	H	Memphis	6 5				

**Non-Div. I Games:**

Middle Tenn.

Average RPI Win: 186		WON-LOST	WINNING	LAST 10	STRENGTH OF		OPP. STRENGTH	TEAM	ADJ		CONF.	ADJ CONF.
Average RPI Loss: 131		RECORD	PCT. RANK	GAMES	SCHEDULE		OF SCHEDULE	RPI	RPI		RPI	RPI
DIV. I ONLY		16-14-0	.53333	126	2-6-0		226	106	143		.50266	143
DIV. I NON-CONF.		11-7-0	.61111	75	0-1-0		223	150	83		.52746	83
TOTALS		RPI 1-25	RPI 26-50		W-L RECORDS		RPI 51-100		RPI 101-150		RPI 150+	
16-14-0		0-0-0	0-3-0		OVERALL		0-1-0		4-5-0		12-5-0	
1-5-0		0-0-0	0-3-0		HOME		0-0-0		1-2-0		0-0-0	
11-5-0		0-0-0	0-0-0		AWAY		0-0-0		2-1-0		9-4-0	
4-4-0		0-0-0	0-0-0		NEUTRAL		0-1-0		1-2-0		3-1-0	
11-7-0		0-0-0	0-0-0		NON-CONFERENCE		0-1-0		1-2-0		10-4-0	
0-0-0		0-0-0	0-0-0		HOME		0-0-0		0-0-0		0-0-0	
7-3-0		0-0-0	0-0-		AWAY		0-0-0		0-0-0		7-3-0	
4-4-0		0-0-0	0-0-0		NEUTRAL		0-1-0		1-2-0		3-1-0	
5-7-0		0-0-0	0-3-0		CONFERENCE		0-0-0		3-3-0		2-1-0	
1-5-0		0-0-0	0-3-0		HOME		0-0-0		1-2-0		0-0-0	
4-2-0		0-0-0	0-0-0		AWAY		0-0-0		2-1-0		2-1-0	
0-0-0		0-0-0	0-0-0		NEUTRAL		0-0-0		0-0-0		0-0-0	
RPI S	Opponent	Score	RPI S	Opponent	Score	RPI S	Opponent	Score	RPI S	Opponent	Score	
			36 H	Nebraska	6 8	76 N	Elon	2 5	103 A	Michigan	3 1	
			36 H	Nebraska	2 3				103 A	Michigan	1 8	
			36 H	Nebraska	2 5				103 A	Michigan	9 6	
									119 N	Creighton	10 5	
									119 N	Creighton	4 11	
									119 N	Creighton	0 8	
									134 H	Michigan St.	0 15	
									134 H	Michigan St.	0 5	
									134 H	Michigan St.	4 2	
									158 A	Sacramento St.	2 6	
									158 A	Sacramento St.	5 3	
									158 A	Sacramento St.	2 1	
									182 N	UNC Greensboro	1 4	
									202 A	Coastal Caro.	5 2	
									204 A	Louisiana Tech	4 2	
									204 A	Louisiana Tech	6 1	
									204 A	Louisiana Tech	2 3	
									209 A	St. Mary's (CA)	15 11	
									209 A	St. Mary's (CA)	12 1	
									212 N	Northern Ill.	11 5	
									212 N	Northern Ill.	6 4	
									212 N	Northern Ill.	3 2	
									227 A	South Dakota St.	4 13	
									271 A	Northwestern	3 4	
									271 A	Northwestern	5 1	
									271 A	Northwestern	2 1	
LAST 10 GAMES			36 H	Nebraska	2 3	103 A	Michigan	1 8				
			36 H	Nebraska	2 5	103 A	Michigan	9 6				
			36 H	Nebraska	6 8	134 H	Michigan St.	0 5				
			227 A	South Dakota St.	4 13	134 H	Michigan St.	0 15				
			103 A	Michigan	3 1	134 H	Michigan St.	4 2				

Non-Div. I Games: Augsburg 1 0

Minnesota

Average RPI Win: 158		WON-LOST	WINNING	LAST 10	STRENGTH OF	OPP. STRENGTH	TEAM	ADJ	CONF.	ADJ CONF.		
Average RPI Loss: 79		RECORD	PCT. RANK	GAMES	SCHEDULE	OF SCHEDULE	RPI	RPI	RPI	RPI		
DIV. I ONLY		13-20-0	.39394	213	2-8-0	38	96	144	.50257	144	9	9
DIV. I NON-CONF.		10-8-0	.55556	118	0-3-0	22	194	49	.54651	49	9	9
TOTALS		RPI 1-25	RPI 26-50		W-L RECORDS	RPI 51-100		RPI 101-150		RPI 150+		
13-20-0	0-6-0	0-0-0		OVERALL		2-4-0		7-10-0		4-0-0		
11-6-0	0-0-0	0-0-0		HOME		1-0-0		7-6-0		3-0-0		
2-14-0	0-6-0	0-0-0		AWAY		1-4-0		0-4-0		1-0-0		
0-0-0	0-0-0	0-0-0		NEUTRAL		0-0-0		0-0-0		0-0-0		
10-8-0	0-3-0	0-0-0		NON-CONFERENCE		2-1-0		4-4-0		4-0-0		
8-3-0	0-0-0	0-0-0		HOME		1-0-0		4-3-0		3-0-0		
2-5-0	0-3-0	0-0-		AWAY		1-1-0		0-1-0		1-0-0		
0-0-0	0-0-0	0-0-0		NEUTRAL		0-0-0		0-0-0		0-0-0		
3-12-0	0-3-0	0-0-0		CONFERENCE		0-3-0		3-6-0		0-0-0		
3-3-0	0-0-0	0-0-0		HOME		0-0-0		3-3-0		0-0-0		
0-9-0	0-3-0	0-0-0		AWAY		0-3-0		0-3-0		0-0-0		
0-0-0	0-0-0	0-0-0		NEUTRAL		0-0-0		0-0-0		0-0-0		
RPI S	Opponent	Score		RPI S	Opponent	Score		RPI S	Opponent	Score		
5 A	Ole Miss	1	2					113 H	Bradley	3	0	
5 A	Ole Miss	5	11					113 H	Bradley	4	9	
5 A	Ole Miss	1	11					113 H	Bradley	5	8	
7 A	La.-Lafayette	0	7					119 H	Creighton	5	1	
7 A	La.-Lafayette	2	5					119 H	Creighton	7	4	
7 A	La.-Lafayette	3	6					119 H	Creighton	7	1	
								123 A	Central Ark.	4	5	
								129 H	Stephen F. Austin	1	3	
								130 H	South Ala.	6	9	
								130 H	South Ala.	10	0	
								130 H	South Ala.	5	6	
								131 A	La.-Monroe	5	16	
								131 A	La.-Monroe	10	11	
								131 A	La.-Monroe	4	6	
								149 H	Georgia St.	9	2	
								149 H	Georgia St.	2	3	
								149 H	Georgia St.	14	7	
								204 A	Louisiana Tech	11	2	
								248 H	Ill.-Chicago	9	5	
								255 H	IPFW	3	1	
								277 H	Ark.-Pine Bluff	9	3	
LAST 10 GAMES												
7 A	La.-Lafayette	3	6	149 H	Georgia St.	2	3					
7 A	La.-Lafayette	2	5	149 H	Georgia St.	14	7					
7 A	La.-Lafayette	0	7	123 A	Central Ark.	4	5					
70 A	Oklahoma St.	6	7	129 H	Stephen F. Austin	1	3					
149 H	Georgia St.	9	2	131 A	La.-Monroe	5	16					

Non-Div. I Games:

UALR

Average RPI Win: 170		WON-LOST	WINNING	LAST 10	STRENGTH OF		OPP. STRENGTH	TEAM	ADJ	CONF.	ADJ CONF.
Average RPI Loss: 98		RECORD	PCT. RANK	GAMES	SCHEDULE		OF SCHEDULE	RPI	RPI	RPI	RPI
DIV. I ONLY		16-16-0	.5	141	4-6-0		151	103	145	.50193	145
DIV. I NON-CONF.		13-10-0	.56522	110	1-1-0		254	138	175	.48624	174
TOTALS		RPI 1-25	RPI 26-50		W-L RECORDS		RPI 51-100		RPI 101-150		RPI 150+
16-16-0		0-6-0	1-3-0		OVERALL		3-1-0		1-0-0		11-6-0
9-5-0		0-0-0	0-0-0		HOME		2-1-0		1-0-0		6-4-0
3-11-0		0-6-0	1-3-0		AWAY		0-0-0		0-0-0		2-2-0
4-0-0		0-0-0	0-0-0		NEUTRAL		1-0-0		0-0-0		3-0-0
13-10-0		0-3-0	0-1-0		NON-CONFERENCE		1-0-0		1-0-0		11-6-0
7-4-0		0-0-0	0-0-0		HOME		0-0-0		1-0-0		6-4-0
2-6-0		0-3-0	0-0-		AWAY		0-0-0		0-0-0		2-2-0
4-0-0		0-0-0	0-0-0		NEUTRAL		1-0-0		0-0-0		3-0-0
3-6-0		0-3-0	1-2-0		CONFERENCE		2-1-0		0-0-0		0-0-0
2-1-0		0-0-0	0-0-0		HOME		2-1-0		0-0-0		0-0-0
1-5-0		0-3-0	1-2-0		AWAY		0-0-0		0-0-0		0-0-0
0-0-0		0-0-0	0-0-0		NEUTRAL		0-0-0		0-0-0		0-0-0
RPI S	Opponent	Score	RPI S	Opponent	Score	RPI S	Opponent	Score	RPI S	Opponent	Score
12 A	Cal Poly	3 5	26 A	Stanford	6 7	61 N	Kansas St.	10 5	104 H	Nevada	4 3
12 A	Cal Poly	0 8	48 A	Cal St. Fullerton	1 9	86 H	Long Beach St.	0 2	152 A	San Jose St.	3 4
12 A	Cal Poly	1 9	48 A	Cal St. Fullerton	3 1	86 H	Long Beach St.	8 4	152 A	San Jose St.	5 2
13 A	Washington	1 2	48 A	Cal St. Fullerton	1 7	86 H	Long Beach St.	7 5	152 H	San Jose St.	9 5
13 A	Washington	1 4							159 N	Pacific	4 3
13 A	Washington	3 8							204 A	Santa Clara	3 2
									209 A	St. Mary's (CA)	1 5
									209 H	St. Mary's (CA)	4 1
									218 H	Seattle	3 4
									218 H	Seattle	1 2
									218 H	Seattle	4 3
									218 H	Seattle	5 17
									222 N	Portland	8 7
									222 N	Portland	11 2
									266 H	New Mexico St.	4 6
									266 H	New Mexico St.	4 0
									266 H	New Mexico St.	6 5
									266 H	New Mexico St.	5 1
LAST 10 GAMES											
86 H	Long Beach St.	8 4	48 A	Cal St. Fullerton	1 7						
86 H	Long Beach St.	0 2	48 A	Cal St. Fullerton	3 1						
86 H	Long Beach St.	7 5	209 H	St. Mary's (CA)	4 1						
26 A	Stanford	6 7	12 A	Cal Poly	1 9						
48 A	Cal St. Fullerton	1 9	12 A	Cal Poly	3 5						

Non-Div. I Games:

UC Davis

Average RPI Win:	112	WON-LOST	WINNING	LAST 10	STRENGTH OF	OPP. STRENGTH	TEAM	ADJ	CONF.	ADJ CONF.	
Average RPI Loss:	111	RECORD	PCT. RANK	GAMES	SCHEDULE	OF SCHEDULE	RPI	RPI	RPI	RPI	
DIV. I ONLY	16-18-0	.47059	163	4-6-0	121	49	146	.50061	146	13	13
DIV. I NON-CONF.	10-9-0	.52632	134	0-2-0	97	18	64	.53754	64	12	12
<hr/>											
TOTALS	RPI 1-25	RPI 26-50		W-L RECORDS		RPI 51-100		RPI 101-150		RPI 150+	
16-18-0	0-0-0	3-6-0		OVERALL		3-0-0		5-4-0		5-8-0	
8-11-0	0-0-0	2-3-0		HOME		1-0-0		2-1-0		3-7-0	
7-7-0	0-0-0	1-3-0		AWAY		1-0-0		3-3-0		2-1-0	
1-0-0	0-0-0	0-0-0		NEUTRAL		1-0-0		0-0-0		0-0-0	
10-9-0	0-0-0	2-4-0		NON-CONFERENCE		3-0-0		1-2-0		4-3-0	
4-3-0	0-0-0	1-1-0		HOME		1-0-0		0-0-0		2-2-0	
5-6-0	0-0-0	1-0-		AWAY		1-0-0		1-2-0		2-1-0	
1-0-0	0-0-0	0-0-0		NEUTRAL		1-0-0		0-0-0		0-0-0	
6-9-0	0-0-0	1-2-0		CONFERENCE		0-0-0		4-2-0		1-5-0	
4-8-0	0-0-0	1-2-0		HOME		0-0-0		2-1-0		1-5-0	
2-1-0	0-0-0	0-0-0		AWAY		0-0-0		2-1-0		0-0-0	
0-0-0	0-0-0	0-0-0		NEUTRAL		0-0-0		0-0-0		0-0-0	
RPI S	Opponent	Score	RPI S	Opponent	Score	RPI S	Opponent	Score	RPI S	Opponent	Score
			26 A	Stanford	4 6	61 H	Kansas St.	7 6	121 A	UC Riverside	6 3
			28 H	Oregon	8 4	62 A	California	1 0	121 A	UC Riverside	2 10
			28 H	Oregon	5 12	71 N	Arkansas	2 1	121 A	UC Riverside	5 8
			40 H	San Diego	5 7				140 A	Loyola Marymount	9 3
			40 H	San Diego	6 4				140 A	Loyola Marymount	4 5
			40 H	San Diego	9 15				140 A	Loyola Marymount	6 4
			48 A	Cal St. Fullerton	6 5				147 H	BYU	5 2
			48 A	Cal St. Fullerton	1 5				147 H	BYU	5 7
			48 A	Cal St. Fullerton	0 11				147 H	BYU	8 7
									151 H	Gonzaga	5 6
									151 H	Gonzaga	3 4
									151 H	Gonzaga	2 5
									152 A	San Jose St.	7 2
									152 H	San Jose St.	3 4
									157 H	Tulane	9 0
									158 A	Sacramento St.	4 8
									158 A	Sacramento St.	9 1
									158 H	Sacramento St.	9 5
									158 H	Sacramento St.	2 6
									159 H	Pacific	9 12
									159 H	Pacific	7 11
									159 H	Pacific	3 2
			LAST 10 GAMES								
			159 H	Pacific	9 12	140 A	Loyola Marymount	9 3			
			159 H	Pacific	3 2	140 A	Loyola Marymount	6 4			
			159 H	Pacific	7 11	158 A	Sacramento St.	4 8			
			152 H	San Jose St.	3 4	40 H	San Diego	5 7			
			140 A	Loyola Marymount	4 5	40 H	San Diego	6 4			

Non-Div. I Games:

San Francisco

BYU

Average RPI Win: 156		WON-LOST RECORD		WINNING PCT. RANK		LAST 10 GAMES		STRENGTH OF SCHEDULE		OPP. STRENGTH OF SCHEDULE		TEAM RPI		ADJ RPI		CONF. RPI		ADJ CONF. RPI	
DIV. I ONLY		14-23-0		.37838 222		4-6-0		80		102		147		.5004 147		13		13	
DIV. I NON-CONF.		9-13-0		.40909 203		1-2-0		103		70		138		.50721 138		12		12	
TOTALS		RPI 1-25		RPI 26-50		W-L RECORDS		RPI 51-100		RPI 101-150		RPI 150+							
14-23-0		0-1-0		1-8-0		OVERALL		0-5-0		4-5-0		9-5-0							
3-5-0		0-0-0		0-3-0		HOME		0-0-0		0-0-0		3-2-0							
7-12-0		0-1-0		1-4-0		AWAY		0-1-0		3-4-0		3-3-0							
4-6-0		0-0-0		0-1-0		NEUTRAL		0-4-0		1-1-0		3-0-0							
9-13-0		0-1-0		0-3-0		NON-CONFERENCE		0-5-0		3-3-0		6-2-0							
1-1-0		0-0-0		0-0-0		HOME		0-0-0		0-0-0		1-1-0							
4-7-0		0-1-0		0-0-		AWAY		0-1-0		2-2-0		2-1-0							
4-6-0		0-0-0		0-1-0		NEUTRAL		0-4-0		1-1-0		3-0-0							
5-10-0		0-0-0		1-5-0		CONFERENCE		0-0-0		1-2-0		3-3-0							
2-4-0		0-0-0		0-3-0		HOME		0-0-0		0-0-0		2-1-0							
3-6-0		0-0-0		1-2-0		AWAY		0-0-0		1-2-0		1-2-0							
0-0-0		0-0-0		0-0-0		NEUTRAL		0-0-0		0-0-0		0-0-0							
RPI	S	Opponent		Score		RPI	S	Opponent		Score		RPI	S	Opponent		Score			
10	A	Texas Tech		2	4	30	A	Dallas Baptist		3	8	60	N	Kansas		4	10		
						33	A	UC Santa Barbara		5	9	60	N	Kansas		10	11		
						34	N	TCU		0	10	60	N	Kansas		0	2		
						39	A	Pepperdine		1	9	60	N	Kansas		1	10		
						39	A	Pepperdine		4	6	69	A	Fresno St.		1	2		
						39	A	Pepperdine		1	0								
						40	H	San Diego		1	5								
						40	H	San Diego		7	14								
						40	H	San Diego		8	17								
						LAST 10 GAMES													
						33	A	UC Santa Barbara		5	9	159	H	Pacific		7	11		
						39	A	Pepperdine		1	9	159	H	Pacific		9	3		
						39	A	Pepperdine		4	6	159	H	Pacific		10	1		
						39	A	Pepperdine		1	0	190	H	Utah Valley		3	8		
						109	N	Washington St.		3	0	209	A	St. Mary's (CA)		1	6		

Non-Div. I Games:

BYU

Average RPI Win: 188		WON-LOST	WINNING	LAST 10	STRENGTH OF		OPP. STRENGTH	TEAM	ADJ		CONF.	ADJ CONF.			
Average RPI Loss: 137		RECORD	PCT. RANK	GAMES	SCHEDULE		OF SCHEDULE	RPI	RPI		RPI	RPI			
DIV. I ONLY		18-16-0	.52941	128	4-6-0		163	197	148	.49996	148	18	18		
DIV. I NON-CONF.		10-9-0	.52632	134	1-1-0		144	141	144	.5035	144	21	21		
TOTALS		RPI 1-25	RPI 26-50		W-L RECORDS		RPI 51-100		RPI 101-150		RPI 150+				
18-16-0		0-1-0	3-2-0		OVERALL		2-3-0		0-3-0		13-7-0				
10-5-0		0-0-0	2-1-0		HOME		0-0-0		0-0-0		8-4-0				
7-8-0		0-0-0	1-0-0		AWAY		2-2-0		0-3-0		4-3-0				
1-3-0		0-1-0	0-1-0		NEUTRAL		0-1-0		0-0-0		1-0-0				
10-9-0		0-1-0	3-2-0		NON-CONFERENCE		0-2-0		0-3-0		7-1-0				
8-1-0		0-0-0	2-1-0		HOME		0-0-0		0-0-0		6-0-0				
1-5-0		0-0-0	1-0-		AWAY		0-1-0		0-3-0		0-1-0				
1-3-0		0-1-0	0-1-0		NEUTRAL		0-1-0		0-0-0		1-0-0				
8-7-0		0-0-0	0-0-0		CONFERENCE		2-1-0		0-0-0		6-6-0				
2-4-0		0-0-0	0-0-0		HOME		0-0-0		0-0-0		2-4-0				
6-3-0		0-0-0	0-0-0		AWAY		2-1-0		0-0-0		4-2-0				
0-0-0		0-0-0	0-0-0		NEUTRAL		0-0-0		0-0-0		0-0-0				
RPI S	Opponent	Score		RPI S	Opponent	Score		RPI S	Opponent	Score		RPI S	Opponent	Score	
25 N	VCU	4	9	32 N	Old Dominion	7	8	54 A	Wake Forest	4	5	106 A	Virginia Tech	1	6
				35 A	Georgia Tech	3	1	63 A	VMI	6	1	106 A	Virginia Tech	5	8
				50 H	Bryant	7	6	63 A	VMI	5	1	108 A	William & Mary	6	7
				50 H	Bryant	8	7	63 A	VMI	8	9	198 H	James Madison	14	5
				50 H	Bryant	6	11	78 N	Missouri	3	15	199 N	Cincinnati	6	5
												200 A	Winthrop	1	0
												200 A	Winthrop	4	7
												200 A	Winthrop	0	6
												202 H	Coastal Caro.	5	4
												202 H	Coastal Caro.	3	9
												202 H	Coastal Caro.	3	8
												219 H	Temple	3	1
												219 H	Temple	6	3
												250 H	Longwood	8	3
												250 H	Longwood	4	5
												250 H	Longwood	2	4
												265 A	N.C. A&T	6	8
												273 A	Charleston So.	8	2
												273 A	Charleston So.	18	4
												273 A	Charleston So.	10	9
												274 H	Siena	9	8
												274 H	Siena	10	4
												274 H	Siena	14	1
LAST 10 GAMES															
				202 H	Coastal Caro.	3	9	200 A	Winthrop	4	7				
				202 H	Coastal Caro.	5	4	200 A	Winthrop	0	6				
				202 H	Coastal Caro.	3	8	106 A	Virginia Tech	5	8				
				198 H	James Madison	14	5	250 H	Longwood	4	5				
				200 A	Winthrop	1	0	250 H	Longwood	8	3				

Non-Div. I Games:

Radford



Average RPI Win: 152		WON-LOST	WINNING	LAST 10	STRENGTH OF		OPP. STRENGTH	TEAM	ADJ	CONF.	ADJ CONF.
Average RPI Loss: 93		RECORD	PCT. RANK	GAMES	SCHEDULE		OF SCHEDULE	RPI	RPI	RPI	RPI
DIV. I ONLY		17-20-0	.45946	170	4-6-0		77	97	149	.49901	149
DIV. I NON-CONF.		12-10-0	.54545	122	1-1-0		91	155	123	.51311	123
TOTALS		RPI 1-25	RPI 26-50		W-L RECORDS		RPI 51-100		RPI 101-150		RPI 150+
17-20-0		1-5-0	2-2-0		OVERALL		4-5-0		3-4-0		7-4-0
13-11-0		0-0-0	1-1-0		HOME		4-5-0		2-1-0		6-4-0
4-9-0		1-5-0	1-1-0		AWAY		0-0-0		1-3-0		1-0-0
0-0-0		0-0-0	0-0-0		NEUTRAL		0-0-0		0-0-0		0-0-0
12-10-0		1-2-0	2-2-0		NON-CONFERENCE		3-3-0		0-1-0		6-2-0
9-6-0		0-0-0	1-1-0		HOME		3-3-0		0-0-0		5-2-0
3-4-0		1-2-0	1-0-		AWAY		0-0-0		0-1-0		1-0-0
0-0-0		0-0-0	0-0-0		NEUTRAL		0-0-0		0-0-0		0-0-0
5-10-0		0-3-0	0-0-0		CONFERENCE		1-2-0		3-3-0		1-2-0
4-5-0		0-0-0	0-0-0		HOME		1-2-0		2-1-0		1-2-0
1-5-0		0-3-0	0-0-0		AWAY		0-0-0		1-2-0		0-0-0
0-0-0		0-0-0	0-0-0		NEUTRAL		0-0-0		0-0-0		0-0-0
RPI S	Opponent	Score	RPI S	Opponent	Score	RPI S	Opponent	Score	RPI S	Opponent	Score
5 A	Ole Miss	0 3	31 H	Mercer	8 7	59 H	Western Ky.	3 4	126 A	Kennesaw St.	0 3
5 A	Ole Miss	1 9	35 A	Georgia Tech	3 7	59 H	Western Ky.	6 5	133 H	Troy	6 3
5 A	Ole Miss	6 4	35 H	Georgia Tech	4 9	59 H	Western Ky.	5 6	133 H	Troy	8 6
7 A	La.-Lafayette	3 8	41 A	Georgia	3 2	77 H	Xavier	1 16	133 H	Troy	9 13
7 A	La.-Lafayette	6 14				77 H	Xavier	10 11	144 A	UALR	7 14
7 A	La.-Lafayette	3 5				77 H	Xavier	7 6	144 A	UALR	3 2
						95 H	Illinois	13 19	144 A	UALR	2 9
						95 H	Illinois	5 4	179 H	Texas-Arlington	4 6
						95 H	Illinois	10 6	179 H	Texas-Arlington	3 6
									179 H	Texas-Arlington	11 10
									242 H	Northern Ky.	13 2
									242 H	Northern Ky.	3 4
									242 H	Northern Ky.	5 6
									259 H	Alabama A&M	19 3
									259 H	Alabama A&M	19 6
									274 H	Siena	19 5
									274 H	Siena	15 9
									283 A	Savannah St.	7 6
LAST 10 GAMES											
						179 H	Texas-Arlington	4 6	144 A	UALR	3 2
						179 H	Texas-Arlington	3 6	144 A	UALR	7 14
						179 H	Texas-Arlington	11 10	35 A	Georgia Tech	3 7
						31 H	Mercer	8 7	133 H	Troy	9 13
						144 A	UALR	2 9	133 H	Troy	6 3

Non-Div. I Games:

Georgia St.

Average RPI Win:	205	WON-LOST	WINNING	LAST 10	STRENGTH OF	OPP. STRENGTH	TEAM	ADJ	CONF.	ADJ CONF.	
Average RPI Loss:	140	RECORD	PCT. RANK	GAMES	SCHEDULE	OF SCHEDULE	RPI	RPI	RPI	RPI	
DIV. I ONLY	11-12-0	.47826	160	5-5-0	110	276	150	.49867	150	20	20
DIV. I NON-CONF.	8-7-0	.53333	129	2-0-0	137	287	134	.50922	134	20	20
<hr/>											
TOTALS	RPI 1-25	RPI 26-50		W-L RECORDS		RPI 51-100		RPI 101-150		RPI 150+	
11-12-0	0-0-0	1-3-0		OVERALL		1-3-0		1-1-0		8-5-0	
5-4-0	0-0-0	0-0-0		HOME		0-0-0		1-1-0		4-3-0	
6-6-0	0-0-0	1-3-0		AWAY		1-2-0		0-0-0		4-1-0	
0-2-0	0-0-0	0-0-0		NEUTRAL		0-1-0		0-0-0		0-1-0	
<hr/>											
8-7-0	0-0-0	0-0-0		NON-CONFERENCE		1-3-0		1-1-0		6-3-0	
3-2-0	0-0-0	0-0-0		HOME		0-0-0		1-1-0		2-1-0	
5-3-0	0-0-0	0-0-		AWAY		1-2-0		0-0-0		4-1-0	
0-2-0	0-0-0	0-0-0		NEUTRAL		0-1-0		0-0-0		0-1-0	
<hr/>											
3-5-0	0-0-0	1-3-0		CONFERENCE		0-0-0		0-0-0		2-2-0	
2-2-0	0-0-0	0-0-0		HOME		0-0-0		0-0-0		2-2-0	
1-3-0	0-0-0	1-3-0		AWAY		0-0-0		0-0-0		0-0-0	
0-0-0	0-0-0	0-0-0		NEUTRAL		0-0-0		0-0-0		0-0-0	
<hr/>											
RPI S	Opponent	Score	RPI S	Opponent	Score	RPI S	Opponent	Score	RPI S	Opponent	Score
			50 A	Bryant	3 4	79 A	UCF	0 10	120 H	Seton Hall	1 0
			50 A	Bryant	3 1	79 A	UCF	8 9	120 H	Seton Hall	0 2
			50 A	Bryant	0 2	79 A	UCF	5 4	178 N	Army	1 9
			50 A	Bryant	4 12	100 N	UConn	1 6	230 A	Holy Cross	6 4
									233 A	Bethune-Cookman	0 4
									233 A	Bethune-Cookman	2 1
									233 A	Bethune-Cookman	8 6
									238 H	Quinnipiac	4 6
									251 H	Mt. St. Mary's	6 0
									251 H	Mt. St. Mary's	5 6
									251 H	Mt. St. Mary's	2 5
									251 H	Mt. St. Mary's	3 1
									264 A	Iona	2 1
									270 H	UMass Lowell	4 3
									278 H	Rhode Island	3 1
			LAST 10 GAMES								
			50 A	Bryant	3 1	251 H	Mt. St. Mary's	5 6			
			50 A	Bryant	4 12	251 H	Mt. St. Mary's	2 5			
			50 A	Bryant	0 2	251 H	Mt. St. Mary's	3 1			
			50 A	Bryant	3 4	251 H	Mt. St. Mary's	6 0			
			230 A	Holy Cross	6 4	278 H	Rhode Island	3 1			

Non-Div. I Games:

Central Conn. St.

Average RPI Win:		161	WON-LOST RECORD		WINNING PCT. RANK		LAST 10 GAMES		STRENGTH OF SCHEDULE		OPP. STRENGTH OF SCHEDULE		TEAM RPI		ADJ RPI		CONF. RPI		ADJ CONF. RPI				
DIV. I ONLY			12-22-0		.35294	242	2-8-0		51		126		151		.49856		151	13		13			
DIV. I NON-CONF.			4-13-0		.23529	275	0-2-0		21		105		174		.48673		173	12		12			
TOTALS		RPI 1-25		RPI 26-50			W-L RECORDS			RPI 51-100			RPI 101-150			RPI 150+							
12-22-0		0-2-0		1-7-0			OVERALL			1-4-0			4-3-0			6-6-0							
3-5-0		0-0-0		0-2-0			HOME			0-0-0			1-2-0			2-1-0							
6-9-0		0-1-0		0-3-0			AWAY			0-3-0			3-1-0			3-1-0							
3-8-0		0-1-0		1-2-0			NEUTRAL			1-1-0			0-0-0			1-4-0							
4-13-0		0-2-0		1-4-0			NON-CONFERENCE			1-4-0			0-1-0			2-2-0							
0-2-0		0-0-0		0-2-0			HOME			0-0-0			0-0-0			0-0-0							
1-5-0		0-1-0		0-0-			AWAY			0-3-0			0-1-0			1-0-0							
3-6-0		0-1-0		1-2-0			NEUTRAL			1-1-0			0-0-0			1-2-0							
8-9-0		0-0-0		0-3-0			CONFERENCE			0-0-0			4-2-0			4-4-0							
3-3-0		0-0-0		0-0-0			HOME			0-0-0			1-2-0			2-1-0							
5-4-0		0-0-0		0-3-0			AWAY			0-0-0			3-0-0			2-1-0							
0-2-0		0-0-0		0-0-0			NEUTRAL			0-0-0			0-0-0			0-2-0							
RPI	S	Opponent		Score		RPI	S	Opponent		Score		RPI	S	Opponent		Score		RPI	S	Opponent		Score	
13	A	Washington		1	7	28	H	Oregon		2	3	56	A	UC Irvine		0	1	121	A	UC Riverside		6	11
24	N	Oregon St.		3	4	28	H	Oregon		5	14	56	A	UC Irvine		2	11	140	H	Loyola Marymount		0	2
						36	N	Nebraska		5	3	56	A	UC Irvine		1	3	140	H	Loyola Marymount		5	7
						36	N	Nebraska		4	7	70	N	Oklahoma St.		0	2	140	H	Loyola Marymount		10	5
						38	N	Arizona St.		5	10	87	N	Oklahoma		6	4	146	A	San Francisco		4	3
						40	A	San Diego		1	5							146	A	San Francisco		6	5
						40	A	San Diego		1	4							146	A	San Francisco		5	2
						40	A	San Diego		5	6							159	A	Pacific		10	7
																		159	A	Pacific		5	4
																		159	A	Pacific		2	6
																		159	N	Pacific		5	9
																		204	H	Santa Clara		2	1
																		204	H	Santa Clara		2	1
																		204	H	Santa Clara		5	6
																		204	N	Santa Clara		2	3
																		208	N	Notre Dame		2	3
																		249	A	Bakersfield		4	3
																		261	N	Incarnate Word		6	1
																		261	N	Incarnate Word		8	11
						LAST 10 GAMES																	
						204	H	Santa Clara		2	1	40	A	San Diego		5	6						
						204	H	Santa Clara		2	1	28	H	Oregon		5	14						
						204	H	Santa Clara		5	6	28	H	Oregon		2	3						
						40	A	San Diego		1	5	140	H	Loyola Marymount		5	7						
						40	A	San Diego		1	4	140	H	Loyola Marymount		0	2						

Non-Div. I Games:

Gonzaga

Average RPI Win:		91	WON-LOST RECORD		WINNING PCT. RANK	LAST 10 GAMES	STRENGTH OF SCHEDULE		OPP. STRENGTH OF SCHEDULE	TEAM RPI	ADJ RPI	CONF. RPI	ADJ CONF. RPI
Average RPI Loss:		76											
DIV. I ONLY			11-25-0		.30556 266	3-7-0	6		130	152	.49788 152	7	7
DIV. I NON-CONF.			5-13-0		.27778 260	1-3-0	78		62	227	.46292 226	7	7
TOTALS		RPI 1-25	RPI 26-50		W-L RECORDS		RPI 51-100		RPI 101-150		RPI 150+		
11-25-0		2-6-0	2-5-0		OVERALL		1-2-0		5-10-0		1-2-0		
6-14-0		1-4-0	1-3-0		HOME		1-2-0		2-4-0		1-1-0		
5-11-0		1-2-0	1-2-0		AWAY		0-0-0		3-6-0		0-1-0		
0-0-0		0-0-0	0-0-0		NEUTRAL		0-0-0		0-0-0		0-0-0		
5-13-0		0-2-0	1-3-0		NON-CONFERENCE		0-0-0		3-6-0		1-2-0		
3-8-0		0-2-0	1-3-0		HOME		0-0-0		1-2-0		1-1-0		
2-5-0		0-0-0	0-0-		AWAY		0-0-0		2-4-0		0-1-0		
0-0-0		0-0-0	0-0-0		NEUTRAL		0-0-0		0-0-0		0-0-0		
6-12-0		2-4-0	1-2-0		CONFERENCE		1-2-0		2-4-0		0-0-0		
3-6-0		1-2-0	0-0-0		HOME		1-2-0		1-2-0		0-0-0		
3-6-0		1-2-0	1-2-0		AWAY		0-0-0		1-2-0		0-0-0		
0-0-0		0-0-0	0-0-0		NEUTRAL		0-0-0		0-0-0		0-0-0		
RPI S	Opponent	Score	RPI S	Opponent	Score	RPI S	Opponent	Score	RPI S	Opponent	Score		
12 H	Cal Poly	3 5	26 H	Stanford	3 9	64 H	San Diego St.	6 4	104 A	Nevada	3 8		
13 H	Washington	0 7	33 H	UC Santa Barbara	7 5	64 H	San Diego St.	8 13	104 A	Nevada	4 6		
17 A	UNLV	1 2	33 H	UC Santa Barbara	2 3	64 H	San Diego St.	3 5	104 A	Nevada	7 4		
17 A	UNLV	1 9	33 H	UC Santa Barbara	1 10				104 H	Nevada	4 7		
17 A	UNLV	4 3	49 A	New Mexico	1 10				104 H	Nevada	5 6		
17 H	UNLV	3 2	49 A	New Mexico	8 5				104 H	Nevada	2 1		
17 H	UNLV	2 18	49 A	New Mexico	4 9				109 A	Washington St.	9 12		
17 H	UNLV	1 2							109 A	Washington St.	3 16		
									109 A	Washington St.	2 4		
									109 A	Washington St.	7 3		
									145 A	UC Davis	5 9		
									145 H	UC Davis	4 3		
									145 H	UC Davis	2 5		
									146 A	San Francisco	4 3		
									146 H	San Francisco	2 7		
									159 A	Pacific	1 2		
									159 H	Pacific	1 5		
									209 H	St. Mary's (CA)	10 0		
LAST 10 GAMES													
17 A	UNLV	4 3	104 H	Nevada	5 6								
17 A	UNLV	1 2	104 H	Nevada	2 1								
17 A	UNLV	1 9	109 A	Washington St.	3 16								
146 A	San Francisco	4 3	109 A	Washington St.	2 4								
104 H	Nevada	4 7	109 A	Washington St.	9 12								

Non-Div. I Games:

San Jose St.

Utah				Through Games Of April 13, 2014										
Average RPI Win:	134	WON-LOST RECORD	WINNING PCT. RANK	LAST 10 GAMES	STRENGTH OF SCHEDULE	OPP. STRENGTH OF SCHEDULE	TEAM RPI	ADJ RPI	CONF. RPI	ADJ CONF. RPI				
DIV. I ONLY		11-21-0	.34375	246	2-8-0	63	94	153	.49773	153	4	4		
DIV. I NON-CONF.		9-8-0	.52941	131	0-1-0	102	177	65	.53733	65	3	3		
<hr/>														
TOTALS		RPI 1-25		RPI 26-50		W-L RECORDS		RPI 51-100		RPI 101-150		RPI 150+		
11-21-0		1-3-0		1-3-0		OVERALL		2-5-0		1-5-0		6-5-0		
2-6-0		0-3-0		0-0-0		HOME		0-0-0		0-1-0		2-2-0		
5-14-0		0-0-0		0-3-0		AWAY		1-5-0		1-3-0		3-3-0		
4-1-0		1-0-0		1-0-0		NEUTRAL		1-0-0		0-1-0		1-0-0		
9-8-0		1-0-0		1-0-0		NON-CONFERENCE		1-0-0		1-5-0		5-3-0		
1-1-0		0-0-0		0-0-0		HOME		0-0-0		0-1-0		1-0-0		
4-6-0		0-0-0		0-0-		AWAY		0-0-0		1-3-0		3-3-0		
4-1-0		1-0-0		1-0-0		NEUTRAL		1-0-0		0-1-0		1-0-0		
2-13-0		0-3-0		0-3-0		CONFERENCE		1-5-0		0-0-0		1-2-0		
1-5-0		0-3-0		0-0-0		HOME		0-0-0		0-0-0		1-2-0		
1-8-0		0-0-0		0-3-0		AWAY		1-5-0		0-0-0		0-0-0		
0-0-0		0-0-0		0-0-0		NEUTRAL		0-0-0		0-0-0		0-0-0		
RPI	S	Opponent	Score		RPI	S	Opponent	Score		RPI	S	Opponent	Score	
9	N	Indiana	5	4	28	A	Oregon	0	1	62	A	California	7	8
24	H	Oregon St.	1	5	28	A	Oregon	1	3	62	A	California	4	5
24	H	Oregon St.	0	8	28	A	Oregon	1	4	62	A	California	2	4
24	H	Oregon St.	1	6	36	N	Nebraska	4	3	90	N	Missouri St.	7	3
										94	A	Southern California	2	13
										94	A	Southern California	2	3
										94	A	Southern California	3	2

Non-Div. I Games:

Utah

Average RPI Win: 178		WON-LOST	WINNING	LAST 10	STRENGTH OF		OPP. STRENGTH	TEAM	ADJ	CONF.	ADJ CONF.
Average RPI Loss: 123		RECORD	PCT. RANK	GAMES	SCHEDULE		OF SCHEDULE	RPI	RPI	RPI	RPI
DIV. I ONLY		13-20-0	.39394	213	4-6-0		89	231	154	.49722	154
DIV. I NON-CONF.		8-11-0	.42105	197	1-1-0		65	216	87	.52617	87
TOTALS		RPI 1-25	RPI 26-50		W-L RECORDS		RPI 51-100		RPI 101-150		RPI 150+
13-20-0		0-2-0	0-2-0		OVERALL		3-6-0		2-2-0		8-8-0
3-5-0		0-0-0	0-0-0		HOME		1-2-0		1-0-0		1-3-0
8-13-0		0-1-0	0-2-0		AWAY		2-3-0		1-2-0		5-5-0
2-2-0		0-1-0	0-0-0		NEUTRAL		0-1-0		0-0-0		2-0-0
8-11-0		0-2-0	0-2-0		NON-CONFERENCE		2-4-0		1-0-0		5-3-0
1-0-0		0-0-0	0-0-0		HOME		0-0-0		1-0-0		0-0-0
5-9-0		0-1-0	0-0-		AWAY		2-3-0		0-0-0		3-3-0
2-2-0		0-1-0	0-0-0		NEUTRAL		0-1-0		0-0-0		2-0-0
5-9-0		0-0-0	0-0-0		CONFERENCE		1-2-0		1-2-0		3-5-0
2-5-0		0-0-0	0-0-0		HOME		1-2-0		0-0-0		1-3-0
3-4-0		0-0-0	0-0-0		AWAY		0-0-0		1-2-0		2-2-0
0-0-0		0-0-0	0-0-0		NEUTRAL		0-0-0		0-0-0		0-0-0
RPI S	Opponent	Score	RPI S	Opponent	Score	RPI S	Opponent	Score	RPI S	Opponent	Score
9 N	Indiana	3 8	27 A	Louisville	2 8	66 A	Ohio St.	2 7	135 H	Wright St.	10 4
21 A	LSU	1 15	27 A	Louisville	2 6	77 A	Xavier	1 7	136 A	Kent St.	5 4
						77 A	Xavier	0 1	136 A	Kent St.	1 4
						77 A	Xavier	3 0	136 A	Kent St.	2 6
						77 N	Xavier	4 6	156 H	Akron	6 7
						89 H	Ball St.	4 8	156 H	Akron	4 3
						89 H	Ball St.	4 15	156 H	Akron	2 3
						89 H	Ball St.	12 4	180 A	Furman	5 13
						96 A	Col. of Charleston	5 2	181 A	Citadel	8 1
									186 A	Bowling Green	4 8
									186 H	Bowling Green	3 5
									212 A	Northern Ill.	0 7
									212 A	Northern Ill.	6 4
									212 A	Northern Ill.	10 4
									216 A	Dayton	11 6
									244 N	Texas Southern	1 0
									273 A	Charleston So.	1 2
									273 A	Charleston So.	3 6
									273 A	Charleston So.	3 2
									290 N	Norfolk St.	11 3
			LAST 10 GAMES								
			89 H	Ball St.	4 8	212 A	Northern Ill.	0 7			
			89 H	Ball St.	4 15	212 A	Northern Ill.	6 4			
			89 H	Ball St.	12 4	212 A	Northern Ill.	10 4			
			186 H	Bowling Green	3 5	66 A	Ohio St.	2 7			
			186 A	Bowling Green	4 8	135 H	Wright St.	10 4			

Non-Div. I Games:

Toledo

Average RPI Win: 184		WON-LOST	WINNING	LAST 10	STRENGTH OF		OPP. STRENGTH	TEAM	ADJ		CONF.	ADJ CONF.			
Average RPI Loss: 120		RECORD	PCT. RANK	GAMES	SCHEDULE		OF SCHEDULE	RPI	RPI		RPI	RPI			
DIV. I ONLY		19-19-0	.5	141	6-4-0		167	116	155		.49655	155			
DIV. I NON-CONF.		10-13-0	.43478	191	1-1-0		180	81	177		.48572	176			
TOTALS		RPI 1-25	RPI 26-50		W-L RECORDS		RPI 51-100		RPI 101-150		RPI 150+				
19-19-0		0-3-0	0-1-0		OVERALL		0-1-0		6-8-0		13-6-0				
8-11-0		0-0-0	0-1-0		HOME		0-0-0		5-8-0		3-2-0				
11-8-0		0-3-0	0-0-0		AWAY		0-1-0		1-0-0		10-4-0				
0-0-0		0-0-0	0-0-0		NEUTRAL		0-0-0		0-0-0		0-0-0				
10-13-0		0-3-0	0-1-0		NON-CONFERENCE		0-1-0		2-3-0		8-5-0				
4-6-0		0-0-0	0-1-0		HOME		0-0-0		1-3-0		3-2-0				
6-7-0		0-3-0	0-0-		AWAY		0-1-0		1-0-0		5-3-0				
0-0-0		0-0-0	0-0-0		NEUTRAL		0-0-0		0-0-0		0-0-0				
9-6-0		0-0-0	0-0-0		CONFERENCE		0-0-0		4-5-0		5-1-0				
4-5-0		0-0-0	0-0-0		HOME		0-0-0		4-5-0		0-0-0				
5-1-0		0-0-0	0-0-0		AWAY		0-0-0		0-0-0		5-1-0				
0-0-0		0-0-0	0-0-0		NEUTRAL		0-0-0		0-0-0		0-0-0				
RPI S	Opponent	Score		RPI S	Opponent	Score		RPI S	Opponent	Score		RPI S	Opponent	Score	
3 A	Texas	0	10	34 H	TCU	4	7	99 A	Texas St.	4	6	107 A	UTSA	6	1
6 A	Houston	0	10									107 H	UTSA	3	8
11 A	Rice	10	12									107 H	UTSA	2	10
												122 H	Southeastern La.	2	4
												122 H	Southeastern La.	3	5
												122 H	Southeastern La.	11	3
												123 H	Central Ark.	6	3
												123 H	Central Ark.	9	4
												123 H	Central Ark.	2	4
												129 H	Stephen F. Austin	10	12
												129 H	Stephen F. Austin	9	8
												129 H	Stephen F. Austin	6	7
												147 H	BYU	2	10
												147 H	BYU	3	1
												171 H	Valparaiso	0	4
												171 H	Valparaiso	7	4
												171 H	Valparaiso	1	5
												176 A	Houston Baptist	14	1
												176 A	Houston Baptist	11	1
												176 A	Houston Baptist	8	9
												179 A	Texas-Arlington	2	11
												179 A	Texas-Arlington	7	3
												179 A	Texas-Arlington	6	3
												225 A	Tex.-Pan American	15	7
												225 A	Tex.-Pan American	10	0
												225 A	Tex.-Pan American	6	4
												225 A	Tex.-Pan American	2	3
LAST 10 GAMES				176 A	Houston Baptist	11	1	129 H	Stephen F. Austin	10	12	179 A	Texas-Arlington	6	3
				176 A	Houston Baptist	8	9	129 H	Stephen F. Austin	9	8	225 A	Tex.-Pan American	15	7
				176 A	Houston Baptist	14	1	225 A	Tex.-Pan American	15	7	225 A	Tex.-Pan American	10	0
				107 H	UTSA	2	10	245 A	New Orleans	3	2	225 A	Tex.-Pan American	6	4
				129 H	Stephen F. Austin	6	7	245 A	New Orleans	3	2	225 A	Tex.-Pan American	2	3

Non-Div. I Games:

A&amp;M-Corpus Christi

RPI	S	Opponent	Score	
225	A	Tex.-Pan American	1	11
225	H	Tex.-Pan American	8	7
225	H	Tex.-Pan American	12	5
245	A	New Orleans	3	2
245	A	New Orleans	1	0
245	A	New Orleans	3	2

A&M-Corpus Christi  
r  
i  
s  
t  
i

A  
&  
M  
-  
C  
o  
r  
p  
u  
s  
C  
h  
r  
i  
s  
t  
i



Average RPI Win:	213	WON-LOST RECORD	WINNING PCT. RANK	LAST 10 GAMES	STRENGTH OF SCHEDULE	OPP. STRENGTH OF SCHEDULE	TEAM RPI	ADJ RPI	CONF. RPI	ADJ CONF. RPI							
DIV. I ONLY	19-14-0	.57576	102	7-3-0	270	207	156	.49641	156	19	19						
DIV. I NON-CONF.	10-11-0	.47619	165	3-1-0	203	271	153	.50003	153	13	13						
<hr/>																	
TOTALS	RPI 1-25	RPI 26-50		W-L RECORDS		RPI 51-100		RPI 101-150		RPI 150+							
19-14-0	0-0-0	0-0-0		OVERALL		0-1-0		2-4-0		17-9-0							
7-0-0	0-0-0	0-0-0		HOME		0-0-0		0-0-0		7-0-0							
8-13-0	0-0-0	0-0-0		AWAY		0-1-0		2-4-0		6-8-0							
4-1-0	0-0-0	0-0-0		NEUTRAL		0-0-0		0-0-0		4-1-0							
<hr/>																	
10-11-0	0-0-0	0-0-0		NON-CONFERENCE		0-1-0		1-2-0		9-8-0							
1-0-0	0-0-0	0-0-0		HOME		0-0-0		0-0-0		1-0-0							
5-10-0	0-0-0	0-0-		AWAY		0-1-0		1-2-0		4-7-0							
4-1-0	0-0-0	0-0-0		NEUTRAL		0-0-0		0-0-0		4-1-0							
<hr/>																	
9-3-0	0-0-0	0-0-0		CONFERENCE		0-0-0		1-2-0		8-1-0							
6-0-0	0-0-0	0-0-0		HOME		0-0-0		0-0-0		6-0-0							
3-3-0	0-0-0	0-0-0		AWAY		0-0-0		1-2-0		2-1-0							
0-0-0	0-0-0	0-0-0		NEUTRAL		0-0-0		0-0-0		0-0-0							
<hr/>																	
RPI S	Opponent	Score	RPI S	Opponent	Score	RPI S	Opponent	Score	RPI S	Opponent	Score						
						66 A	Ohio St.	5 6	115 A	Miami (OH)	7 5						
						115 A	Miami (OH)	0 6									
						115 A	Miami (OH)	3 5									
						116 A	Pittsburgh	8 11									
						116 A	Pittsburgh	7 5									
						137 A	Duke	2 5									
						154 A	Toledo	7 6									
						154 A	Toledo	3 2									
						154 A	Toledo	3 4									
						161 N	Saint Louis	2 1									
						162 A	Marshall	2 5									
						163 A	Canisius	8 5									
						163 H	Canisius	2 1									
						199 A	Cincinnati	5 8									
						199 A	Cincinnati	2 4									
						199 A	Cincinnati	8 0									
						200 A	Winthrop	2 6									
						200 A	Winthrop	5 6									
						207 A	Austin Peay	10 0									
						215 A	Delaware St.	11 10									
						215 A	Delaware St.	0 4									
						215 A	Delaware St.	1 13									
									LAST 10 GAMES			215 A	Delaware St.	1 13			
									296 H	Ohio	5 4	115 A	Miami (OH)	3 5	246 N	Milwaukee	13 5
									296 H	Ohio	7 1	115 A	Miami (OH)	0 6	246 N	Milwaukee	4 10
									296 H	Ohio	8 0	115 A	Miami (OH)	7 5	247 H	Eastern Mich.	6 0
			163 A	Canisius	8 5				163 H	Canisius	2 1	247 H	Eastern Mich.	10 5			
			116 A	Pittsburgh	7 5	162 A	Marshall	2 5	247 H	Eastern Mich.	6 3						

Non-Div. I Games:

Akron

RPI	S	Opponent	Score	
260	N	La Salle	8	7
260	N	La Salle	7	1
296	H	Ohio	7	1
296	H	Ohio	8	0
296	H	Ohio	5	4

Akron

A  
k  
r  
o  
n

A  
k  
r  
o  
n

Average RPI Win: 162		WON-LOST	WINNING	LAST 10	STRENGTH OF		OPP. STRENGTH	TEAM	ADJ		CONF.	ADJ CONF.			
Average RPI Loss: 97		RECORD	PCT. RANK	GAMES	SCHEDULE		OF SCHEDULE	RPI	RPI		RPI	RPI			
DIV. I ONLY		14-20-0	.41176	202	1-9-0		64	119	157	.49542	157	10	10		
DIV. I NON-CONF.		8-9-0	.47059	172	0-2-0		43	220	131	.51094	131	11	11		
TOTALS		RPI 1-25	RPI 26-50		W-L RECORDS		RPI 51-100		RPI 101-150		RPI 150+				
14-20-0		1-5-0	0-0-0		OVERALL		3-5-0		4-6-0		6-4-0				
9-10-0		1-4-0	0-0-0		HOME		1-2-0		3-4-0		4-0-0				
5-9-0		0-1-0	0-0-0		AWAY		2-2-0		1-2-0		2-4-0				
0-1-0		0-0-0	0-0-0		NEUTRAL		0-1-0		0-0-0		0-0-0				
8-9-0		1-2-0	0-0-0		NON-CONFERENCE		2-3-0		1-3-0		4-1-0				
6-4-0		1-1-0	0-0-0		HOME		1-2-0		0-1-0		4-0-0				
2-4-0		0-1-0	0-0-		AWAY		1-0-0		1-2-0		0-1-0				
0-1-0		0-0-0	0-0-0		NEUTRAL		0-1-0		0-0-0		0-0-0				
6-11-0		0-3-0	0-0-0		CONFERENCE		1-2-0		3-3-0		2-3-0				
3-6-0		0-3-0	0-0-0		HOME		0-0-0		3-3-0		0-0-0				
3-5-0		0-0-0	0-0-0		AWAY		1-2-0		0-0-0		2-3-0				
0-0-0		0-0-0	0-0-0		NEUTRAL		0-0-0		0-0-0		0-0-0				
RPI S	Opponent	Score		RPI S	Opponent	Score		RPI S	Opponent	Score		RPI S	Opponent	Score	
7 A	La.-Lafayette	0	16					62 A	California	10	5	107 H	UTSA	0	5
7 H	La.-Lafayette	4	7					71 N	Arkansas	0	4	107 H	UTSA	1	8
11 H	Rice	7	11					74 A	East Carolina	2	5	107 H	UTSA	4	1
11 H	Rice	3	4					74 A	East Carolina	7	2	122 A	Southeastern La.	1	5
11 H	Rice	1	2					74 A	East Carolina	3	13	122 H	Southeastern La.	3	6
21 H	LSU	3	2					81 H	Sacred Heart	6	5	124 A	Nicholls St.	1	0
								81 H	Sacred Heart	4	6	142 H	Middle Tenn.	4	5
								81 H	Sacred Heart	2	3	142 H	Middle Tenn.	2	1
												142 H	Middle Tenn.	2	0
												146 A	San Francisco	0	9
												162 A	Marshall	1	2
												162 A	Marshall	2	3
												204 A	Louisiana Tech	12	8
												204 A	Louisiana Tech	16	3
												204 A	Louisiana Tech	2	5
												245 A	New Orleans	3	7
												277 H	Ark.-Pine Bluff	11	4
												277 H	Ark.-Pine Bluff	3	1
												277 H	Ark.-Pine Bluff	3	2
												277 H	Ark.-Pine Bluff	7	0
LAST 10 GAMES															
	11 H	Rice	7	11		107 H	UTSA	1	8						
	11 H	Rice	1	2		107 H	UTSA	4	1						
	11 H	Rice	3	4		7 A	La.-Lafayette	0	16						
	122 A	Southeastern La.	1	5		162 A	Marshall	1	2						
	107 H	UTSA	0	5		162 A	Marshall	2	3						

Non-Div. I Games:

Tulane

Average RPI Win:	185	WON-LOST RECORD	WINNING PCT. RANK	LAST 10 GAMES	STRENGTH OF SCHEDULE	OPP. STRENGTH OF SCHEDULE	TEAM RPI	ADJ RPI	CONF. RPI	ADJ CONF. RPI	
Average RPI Loss:	121										
DIV. I ONLY	21-14-0	.6	77	7-3-0	254	151	158	.4948	158	27	27
DIV. I NON-CONF.	11-12-0	.47826	161	1-1-0	228	34	194	.4758	193	26	26
<hr/>											
TOTALS	RPI 1-25	RPI 26-50		W-L RECORDS		RPI 51-100		RPI 101-150		RPI 150+	
21-14-0	0-0-0	0-0-0		OVERALL		3-3-0		5-8-0		13-3-0	
14-5-0	0-0-0	0-0-0		HOME		1-0-0		3-3-0		10-2-0	
7-8-0	0-0-0	0-0-0		AWAY		2-2-0		2-5-0		3-1-0	
0-1-0	0-0-0	0-0-0		NEUTRAL		0-1-0		0-0-0		0-0-0	
11-12-0	0-0-0	0-0-0		NON-CONFERENCE		3-3-0		4-6-0		4-3-0	
8-5-0	0-0-0	0-0-0		HOME		1-0-0		3-3-0		4-2-0	
3-6-0	0-0-0	0-0-		AWAY		2-2-0		1-3-0		0-1-0	
0-1-0	0-0-0	0-0-0		NEUTRAL		0-1-0		0-0-0		0-0-0	
10-2-0	0-0-0	0-0-0		CONFERENCE		0-0-0		1-2-0		9-0-0	
6-0-0	0-0-0	0-0-0		HOME		0-0-0		0-0-0		6-0-0	
4-2-0	0-0-0	0-0-0		AWAY		0-0-0		1-2-0		3-0-0	
0-0-0	0-0-0	0-0-0		NEUTRAL		0-0-0		0-0-0		0-0-0	
RPI	S	Opponent	Score	RPI	S	Opponent	Score	RPI	S	Opponent	Score
						</					

Non-Div. I Games:

Sacramento St.

RPI	S	Opponent	Score	
299	H	Northern Colo.	9	2
299	H	Northern Colo.	16	1

Sacramento St.

S  
a  
c  
r  
a  
m  
e  
n  
t  
o  
S  
t  
.

S  
a  
c  
r  
a  
m  
e  
n  
t  
o  
S  
t  
.

Average RPI Win: 146		WON-LOST	WINNING	LAST 10	STRENGTH OF		OPP. STRENGTH	TEAM	ADJ	CONF.	ADJ CONF.
Average RPI Loss: 127		RECORD	PCT. RANK	GAMES	SCHEDULE		OF SCHEDULE	RPI	RPI	RPI	RPI
DIV. I ONLY		17-20-0	.45946	170	6-4-0		112	170	159	.49429	159
DIV. I NON-CONF.		9-11-0	.45	182	2-0-0		38	237	143	.50365	143
TOTALS		RPI 1-25	RPI 26-50		W-L RECORDS		RPI 51-100		RPI 101-150		RPI 150+
17-20-0	0-3-0	2-2-0		OVERALL		1-0-0		3-6-0		11-9-0	
9-8-0	0-0-0	0-0-0		HOME		0-0-0		0-1-0		9-7-0	
7-7-0	0-0-0	2-1-0		AWAY		1-0-0		3-4-0		1-2-0	
1-5-0	0-3-0	0-1-0		NEUTRAL		0-0-0		0-1-0		1-0-0	
9-11-0	0-3-0	0-1-0		NON-CONFERENCE		1-0-0		0-3-0		8-4-0	
7-4-0	0-0-0	0-0-0		HOME		0-0-0		0-1-0		7-3-0	
2-2-0	0-0-0	0-0-		AWAY		1-0-0		0-1-0		1-1-0	
0-5-0	0-3-0	0-1-0		NEUTRAL		0-0-0		0-1-0		0-0-0	
8-9-0	0-0-0	2-1-0		CONFERENCE		0-0-0		3-3-0		3-5-0	
2-4-0	0-0-0	0-0-0		HOME		0-0-0		0-0-0		2-4-0	
5-5-0	0-0-0	2-1-0		AWAY		0-0-0		3-3-0		0-1-0	
1-0-0	0-0-0	0-0-0		NEUTRAL		0-0-0		0-0-0		1-0-0	
RPI S	Opponent	Score		RPI S	Opponent	Score		RPI S	Opponent	Score	
13 N	Washington	1	4	36 N	Nebraska	3	5	69 A	Fresno St.	7	3
24 N	Oregon St.	6	14	39 A	Pepperdine	6	4	104 A	Nevada	6	7
24 N	Oregon St.	0	7	39 A	Pepperdine	7	5	104 H	Nevada	4	8
				39 A	Pepperdine	3	5	145 N	UC Davis	3	4
								146 A	San Francisco	2	3
								146 A	San Francisco	12	9
								146 A	San Francisco	11	7
								147 A	BYU	11	7
								147 A	BYU	3	9
								147 A	BYU	1	10
								151 H	Gonzaga	7	10
								151 H	Gonzaga	6	2
								151 H	Gonzaga	4	5
								151 N	Gonzaga	9	5
								152 A	San Jose St.	5	1
								152 H	San Jose St.	2	1
								158 A	Sacramento St.	2	4
								158 H	Sacramento St.	9	8
								177 H	Alabama St.	8	2
								177 H	Alabama St.	0	3
								177 H	Alabama St.	5	3
								177 H	Alabama St.	2	5
								190 H	Utah Valley	5	8
								190 H	Utah Valley	9	5
								190 H	Utah Valley	4	2
								190 H	Utah Valley	5	2
								204 A	Santa Clara	8	9
								204 H	Santa Clara	6	7
								204 H	Santa Clara	6	7
LAST 10 GAMES											
				146 A	San Francisco	12	9	147 A	BYU	3	9
				146 A	San Francisco	2	3	147 A	BYU	1	10
				146 A	San Francisco	11	7	69 A	Fresno St.	7	3
				158 H	Sacramento St.	9	8	204 H	Santa Clara	6	7
				147 A	BYU	11	7	204 H	Santa Clara	7	0

Non-Div. I Games:

Pacific

Pacific

Average RPI Win: 147		WON-LOST RECORD		WINNING PCT. RANK		LAST 10 GAMES		STRENGTH OF SCHEDULE		OPP. STRENGTH OF SCHEDULE		TEAM RPI		ADJ RPI		CONF. RPI		ADJ CONF. RPI	
DIV. I ONLY		17-20-0		.45946 170		6-4-0		53		155		160		.49424 160		4		4	
DIV. I NON-CONF.		10-10-0		.5 141		0-0-0		113		250		221		.46565 220		3		3	
TOTALS		RPI 1-25		RPI 26-50		W-L RECORDS		RPI 51-100		RPI 101-150		RPI 150+							
17-20-0		1-5-0		3-3-0		OVERALL		2-3-0		3-7-0		8-2-0							
14-15-0		1-2-0		2-2-0		HOME		2-3-0		3-7-0		6-1-0							
3-5-0		0-3-0		1-1-0		AWAY		0-0-0		0-0-0		2-1-0							
0-0-0		0-0-0		0-0-0		NEUTRAL		0-0-0		0-0-0		0-0-0							
10-10-0		0-0-0		2-2-0		NON-CONFERENCE		0-2-0		2-5-0		6-1-0							
10-10-0		0-0-0		2-2-0		HOME		0-2-0		2-5-0		6-1-0							
0-0-0		0-0-0		0-0-		AWAY		0-0-0		0-0-0		0-0-0							
0-0-0		0-0-0		0-0-0		NEUTRAL		0-0-0		0-0-0		0-0-0							
7-10-0		1-5-0		1-1-0		CONFERENCE		2-1-0		1-2-0		2-1-0							
4-5-0		1-2-0		0-0-0		HOME		2-1-0		1-2-0		0-0-0							
3-5-0		0-3-0		1-1-0		AWAY		0-0-0		0-0-0		2-1-0							
0-0-0		0-0-0		0-0-0		NEUTRAL		0-0-0		0-0-0		0-0-0							
RPI	S	Opponent	Score		RPI	S	Opponent	Score		RPI	S	Opponent	Score		RPI	S	Opponent	Score	
13	A	Washington	7	8	33	H	UC Santa Barbara	2	10	82	H	UCLA	0	8	109	H	Washington St.	2	3
13	A	Washington	2	5	33	H	UC Santa Barbara	10	5	82	H	UCLA	3	2	109	H	Washington St.	5	6
13	A	Washington	0	8	38	A	Arizona St.	10	9	82	H	UCLA	6	5	109	H	Washington St.	12	1
24	H	Oregon St.	2	11	38	A	Arizona St.	6	14	86	H	Long Beach St.	4	11	120	H	Seton Hall	1	9
24	H	Oregon St.	11	2	42	H	Mississippi St.	4	6	86	H	Long Beach St.	2	3	120	H	Seton Hall	2	4
24	H	Oregon St.	0	11	42	H	Mississippi St.	12	3						120	H	Seton Hall	2	11
															128	H	Grand Canyon	1	3
															136	H	Kent St.	7	1
															136	H	Kent St.	13	1
															136	H	Kent St.	5	14
															153	A	Utah	6	1
															153	A	Utah	3	7
															153	A	Utah	5	2
															190	H	Utah Valley	2	5
															190	H	Utah Valley	8	7
															220	H	Air Force	10	2
															220	H	Air Force	14	2
															294	H	Alcorn	20	1
															294	H	Alcorn	11	1
															294	H	Alcorn	6	0
					LAST 10 GAMES														
					82 H UCLA					153 A Utah					6 1				
					82 H UCLA					153 A Utah					3 7				
					82 H UCLA					24 H Oregon St.					0 11				
					38 A Arizona St.					24 H Oregon St.					11 2				
					153 A Utah					24 H Oregon St.					2 11				

Non-Div. I Games:

Arizona



Average RPI Win:		207	WON-LOST RECORD		WINNING PCT. RANK		LAST 10 GAMES		STRENGTH OF SCHEDULE		OPP. STRENGTH OF SCHEDULE		TEAM RPI		ADJ RPI		CONF. RPI		ADJ CONF. RPI				
Average RPI Loss:		151																					
DIV. I ONLY			20-13-0		.60606 73		6-4-0		275		129		161		.49144 161		23		23				
DIV. I NON-CONF.			12-9-0		.57143 105		1-1-0		165		79		103		.51904 103		25		25				
TOTALS		RPI 1-25		RPI 26-50		W-L RECORDS		RPI 51-100		RPI 101-150		RPI 150+											
20-13-0		1-2-0		0-0-0		OVERALL		3-3-0		2-1-0		14-7-0											
10-2-0		0-0-0		0-0-0		HOME		2-1-0		0-1-0		8-0-0											
8-8-0		1-2-0		0-0-0		AWAY		1-2-0		1-0-0		5-4-0											
2-3-0		0-0-0		0-0-0		NEUTRAL		0-0-0		1-0-0		1-3-0											
12-9-0		1-2-0		0-0-0		NON-CONFERENCE		3-3-0		2-1-0		6-3-0											
7-2-0		0-0-0		0-0-0		HOME		2-1-0		0-1-0		5-0-0											
3-5-0		1-2-0		0-0-		AWAY		1-2-0		1-0-0		0-1-0											
2-2-0		0-0-0		0-0-0		NEUTRAL		0-0-0		1-0-0		1-2-0											
8-4-0		0-0-0		0-0-0		CONFERENCE		0-0-0		0-0-0		8-4-0											
3-0-0		0-0-0		0-0-0		HOME		0-0-0		0-0-0		3-0-0											
5-3-0		0-0-0		0-0-0		AWAY		0-0-0		0-0-0		5-3-0											
0-1-0		0-0-0		0-0-0		NEUTRAL		0-0-0		0-0-0		0-1-0											
RPI	S	Opponent		Score		RPI	S	Opponent		Score		RPI	S	Opponent		Score		RPI	S	Opponent		Score	
23	A	Alabama		2	1					54	A	Wake Forest	2	3	113	H	Bradley	1	9				
23	A	Alabama		3	9					57	H	Memphis	6	4	125	N	Stony Brook	9	8				
23	A	Alabama		3	4					57	H	Memphis	7	5	137	A	Duke	3	2				
										57	H	Memphis	7	9	156	N	Akron	1	2				
										85	A	Southeast Mo. St.	11	8	175	A	Eastern Ill.	7	9				
										90	A	Missouri St.	0	8	224	H	SIU Edwardsville	9	4				
															239	N	Saint Peter's	5	6				
															239	N	Saint Peter's	8	5				
															254	H	North Dakota	4	2				
															254	H	North Dakota	10	0				
															254	H	North Dakota	6	4				
															254	H	North Dakota	12	4				
															256	A	St. Bonaventure	7	8				
															256	A	St. Bonaventure	3	2				
															257	A	Massachusetts	2	3				
															257	A	Massachusetts	2	1				
															257	A	Massachusetts	1	7				
															260	N	La Salle	1	4				
															276	H	George Washington	5	4				
															276	H	George Washington	10	4				
															276	H	George Washington	10	4				
															278	A	Rhode Island	3	2				
															278	A	Rhode Island	4	0				
															278	A	Rhode Island	3	1				
				LAST 10 GAMES																			
				257	A	Massachusetts	2	1	256	A	St. Bonaventure	7	8	278	A	Rhode Island	4	0					
				257	A	Massachusetts	2	3	90	A	Missouri St.	0	8	278	A	Rhode Island	3	1					
				257	A	Massachusetts	1	7	276	H	George Washington	5	4										
				224	H	SIU Edwardsville	9	4	276	H	George Washington	10	4										
				256	A	St. Bonaventure	3	2	276	H	George Washington	10	4										

Non-Div. I Games:

Saint Louis

Average RPI Win: 147		WON-LOST	WINNING	LAST 10	STRENGTH OF		OPP. STRENGTH	TEAM	ADJ	CONF.	ADJ CONF.
Average RPI Loss: 128		RECORD	PCT. RANK	GAMES	SCHEDULE		OF SCHEDULE	RPI	RPI	RPI	RPI
DIV. I ONLY		14-20-0	.41176	202	6-4-0		125	141	162	.49067	162
DIV. I NON-CONF.		6-11-0	.35294	226	3-1-0		273	173	269	.43662	269
TOTALS		RPI 1-25	RPI 26-50		W-L RECORDS		RPI 51-100		RPI 101-150		RPI 150+
14-20-0		0-0-0	1-5-0		OVERALL		3-3-0		2-5-0		8-7-0
8-3-0		0-0-0	1-2-0		HOME		0-0-0		1-0-0		6-1-0
5-13-0		0-0-0	0-3-0		AWAY		3-3-0		1-3-0		1-4-0
1-4-0		0-0-0	0-0-0		NEUTRAL		0-0-0		0-2-0		1-2-0
6-11-0		0-0-0	0-0-0		NON-CONFERENCE		1-2-0		1-3-0		4-6-0
3-0-0		0-0-0	0-0-0		HOME		0-0-0		1-0-0		2-0-0
2-7-0		0-0-0	0-0-		AWAY		1-2-0		0-1-0		1-4-0
1-4-0		0-0-0	0-0-0		NEUTRAL		0-0-0		0-2-0		1-2-0
8-9-0		0-0-0	1-5-0		CONFERENCE		2-1-0		1-2-0		4-1-0
5-3-0		0-0-0	1-2-0		HOME		0-0-0		0-0-0		4-1-0
3-6-0		0-0-0	0-3-0		AWAY		2-1-0		1-2-0		0-0-0
0-0-0		0-0-0	0-0-0		NEUTRAL		0-0-0		0-0-0		0-0-0
RPI S	Opponent	Score	RPI S	Opponent	Score	RPI S	Opponent	Score	RPI S	Opponent	Score
			43 A	FIU	0 9	54 A	Wake Forest	3 4	105 N	Towson	3 8
			43 A	FIU	1 3	54 A	Wake Forest	4 1	107 A	UTSA	2 7
			43 A	FIU	1 11	66 A	Ohio St.	0 4	107 A	UTSA	5 2
			46 H	Southern Miss.	5 3	74 A	East Carolina	5 2	107 A	UTSA	2 6
			46 H	Southern Miss.	1 3	74 A	East Carolina	0 1	137 N	Duke	2 5
			46 H	Southern Miss.	5 9	74 A	East Carolina	9 8	139 A	Eastern Ky.	1 4
									139 H	Eastern Ky.	7 3
									156 H	Akron	5 2
									157 H	Tulane	2 1
									157 H	Tulane	3 2
									166 H	Fla. Atlantic	7 3
									166 H	Fla. Atlantic	3 17
									166 H	Fla. Atlantic	5 0
									168 A	Morehead St.	9 11
									198 N	James Madison	5 8
									201 N	Georgetown	5 1
									202 A	Coastal Caro.	1 2
									265 A	N.C. A&T	1 2
									265 A	N.C. A&T	7 8
									265 A	N.C. A&T	6 2
									278 N	Rhode Island	5 6
									296 H	Ohio	2 1
LAST 10 GAMES											
			107 A	UTSA	5 2	166 H	Fla. Atlantic	3 17			
			107 A	UTSA	2 7	166 H	Fla. Atlantic	7 3			
			107 A	UTSA	2 6	166 H	Fla. Atlantic	5 0			
			296 H	Ohio	2 1	139 A	Eastern Ky.	1 4			
			139 H	Eastern Ky.	7 3	156 H	Akron	5 2			

Non-Div. I Games:

Marshall

C  
a  
n  
i  
s  
i  
u  
s

Canisius

RPI	S	Opponent	Score	
290	A	Norfolk St.	17	5
290	A	Norfolk St.	12	1
290	A	Norfolk St.	7	5
290	A	Norfolk St.	9	1

Canisius

C  
a  
n  
i  
s  
i  
u  
s

C  
a  
n  
i  
s  
i  
u  
s

Average RPI Win:	155	WON-LOST RECORD	WINNING PCT. RANK	LAST 10 GAMES	STRENGTH OF SCHEDULE	OPP. STRENGTH OF SCHEDULE	TEAM RPI	ADJ RPI	CONF. RPI	ADJ CONF. RPI			
DIV. I ONLY		18-17-0	.51429	137	4-6-0	237	58	164	.49011	164	5	5	
DIV. I NON-CONF.		15-11-0	.57692	102	2-1-0	282	37	163	.49375	163	5	5	
<hr/>													
TOTALS	RPI 1-25	RPI 26-50		W-L RECORDS		RPI 51-100		RPI 101-150		RPI 150+			
18-17-0	1-2-0	0-1-0		OVERALL		5-6-0		2-5-0		10-3-0			
8-6-0	1-2-0	0-0-0		HOME		2-1-0		1-2-0		4-1-0			
6-10-0	0-0-0	0-1-0		AWAY		2-5-0		1-3-0		3-1-0			
4-1-0	0-0-0	0-0-0		NEUTRAL		1-0-0		0-0-0		3-1-0			
15-11-0	0-0-0	0-1-0		NON-CONFERENCE		4-4-0		1-3-0		10-3-0			
6-2-0	0-0-0	0-0-0		HOME		2-1-0		0-0-0		4-1-0			
5-8-0	0-0-0	0-0-		AWAY		1-3-0		1-3-0		3-1-0			
4-1-0	0-0-0	0-0-0		NEUTRAL		1-0-0		0-0-0		3-1-0			
3-6-0	1-2-0	0-0-0		CONFERENCE		1-2-0		1-2-0		0-0-0			
2-4-0	1-2-0	0-0-0		HOME		0-0-0		1-2-0		0-0-0			
1-2-0	0-0-0	0-0-0		AWAY		1-2-0		0-0-0		0-0-0			
0-0-0	0-0-0	0-0-0		NEUTRAL		0-0-0		0-0-0		0-0-0			
RPI	S	Opponent	Score	RPI	S	Opponent	Score	RPI	S	Opponent	Score		
19	H	Indiana St.	2 1	42	A	Mississippi St.	0 3	59	A	Western Ky.	1 6		
19	H	Indiana St.	4 5					59	A	Western Ky.	3 2		
19	H	Indiana St.	4 5					59	A	Western Ky.	4 6		
								78	N	Missouri	4 2		
								85	A	Southeast Mo. St.	4 5		
								90	A	Missouri St.	5 6		
								90	A	Missouri St.	3 8		
								90	A	Missouri St.	9 5		
								95	H	Illinois	6 5		
								95	H	Illinois	1 5		
								95	H	Illinois	3 2		
											113 H Bradley	6 1	
											113 H Bradley	4 7	
											113 H Bradley	2 7	
											124 A Nicholls St.	8 7	
											130 A South Ala.	1 4	
											130 A South Ala.	4 5	
											130 A South Ala.	3 4	
											173 H Purdue	5 4	
											173 H Purdue	4 0	
											173 H Purdue	2 3	
											175 H Eastern Ill.	3 2	
											193 A Belmont	7 6	
											206 N Western Ill.	10 3	
											207 A Austin Peay	14 4	
											212 N Northern Ill.	0 1	
											212 N Northern Ill.	3 1	
											212 N Northern Ill.	2 1	
											282 A Murray St.	6 7	
											282 H Murray St.	10 9	
											288 A UT Martin	6 2	
<hr/>													
LAST 10 GAMES													
												113 H Bradley	6 1
												113 H Bradley	4 7
												282 H Murray St.	10 9
												78 N Missouri	4 2
												90 A Missouri St.	5 6

Non-Div. I Games:

Southern Ill.



Average RPI Win: 165		WON-LOST	WINNING	LAST 10	STRENGTH OF		OPP. STRENGTH	TEAM	ADJ	CONF.	ADJ CONF.
Average RPI Loss: 126		RECORD	PCT. RANK	GAMES	SCHEDULE		OF SCHEDULE	RPI	RPI	RPI	RPI
DIV. I ONLY		19-16-0	.54286	121	5-5-0		216	87	166	.48938	166
DIV. I NON-CONF.		12-5-0	.70588	35	1-1-0		230	196	128	.51219	128
TOTALS		RPI 1-25	RPI 26-50		W-L RECORDS		RPI 51-100		RPI 101-150		RPI 150+
19-16-0		2-3-0	1-2-0		OVERALL		0-0-0		3-4-0		13-7-0
14-8-0		0-0-0	1-2-0		HOME		0-0-0		2-1-0		11-5-0
5-8-0		2-3-0	0-0-0		AWAY		0-0-0		1-3-0		2-2-0
0-0-0		0-0-0	0-0-0		NEUTRAL		0-0-0		0-0-0		0-0-0
12-5-0		2-0-0	0-0-0		NON-CONFERENCE		0-0-0		2-2-0		8-3-0
9-4-0		0-0-0	0-0-0		HOME		0-0-0		2-1-0		7-3-0
3-1-0		2-0-0	0-0-		AWAY		0-0-0		0-1-0		1-0-0
0-0-0		0-0-0	0-0-0		NEUTRAL		0-0-0		0-0-0		0-0-0
7-11-0		0-3-0	1-2-0		CONFERENCE		0-0-0		1-2-0		5-4-0
5-4-0		0-0-0	1-2-0		HOME		0-0-0		0-0-0		4-2-0
2-7-0		0-3-0	0-0-0		AWAY		0-0-0		1-2-0		1-2-0
0-0-0		0-0-0	0-0-0		NEUTRAL		0-0-0		0-0-0		0-0-0
RPI S	Opponent	Score		RPI S	Opponent	Score		RPI S	Opponent	Score	
1 A	Florida	5	4	46 H	Southern Miss.	0	2	107 A	UTSA	0	6
11 A	Rice	0	2	46 H	Southern Miss.	3	1	107 A	UTSA	3	0
11 A	Rice	1	14	46 H	Southern Miss.	2	5	107 A	UTSA	4	6
11 A	Rice	2	3					112 H	St. John's (NY)	11	1
20 A	Miami (FL)	5	2					112 H	St. John's (NY)	5	4
								112 H	St. John's (NY)	3	4
								132 A	FGCU	0	1
								162 A	Marshall	3	7
								162 A	Marshall	0	5
								162 A	Marshall	17	3
								187 A	North Florida	2	1
								194 H	Boston College	6	2
								194 H	Boston College	3	2
								204 H	Louisiana Tech	2	3
								204 H	Louisiana Tech	3	2
								204 H	Louisiana Tech	3	1
								208 H	Notre Dame	13	3
								208 H	Notre Dame	16	6
								208 H	Notre Dame	2	9
								217 H	Maine	2	3
								217 H	Maine	15	6
								221 H	Charlotte	1	11
								221 H	Charlotte	3	2
								221 H	Charlotte	8	0
								263 H	Monmouth	6	5
								263 H	Monmouth	4	0
								263 H	Monmouth	1	5
LAST 10 GAMES				221 H	Charlotte	1	11	162 A	Marshall	3	7
				221 H	Charlotte	8	0	162 A	Marshall	0	5
				221 H	Charlotte	3	2	1 A	Florida	5	4
				132 A	FGCU	0	1	46 H	Southern Miss.	3	1
				162 A	Marshall	17	3	46 H	Southern Miss.	2	5

Non-Div. I Games:

Fla. Atlantic

Average RPI Win: 147		WON-LOST	WINNING	LAST 10	STRENGTH OF		OPP. STRENGTH	TEAM	ADJ	CONF.	ADJ CONF.
Average RPI Loss: 93		RECORD	PCT. RANK	GAMES	SCHEDULE		OF SCHEDULE	RPI	RPI	RPI	RPI
DIV. I ONLY		12-23-0	.34286	248	29		117	167	.48921	167	17
DIV. I NON-CONF.		6-14-0	.3	256	45		71	204	.47092	204	19
TOTALS		RPI 1-25	RPI 26-50		W-L RECORDS		RPI 51-100		RPI 101-150		RPI 150+
12-23-0		1-3-0	1-5-0		OVERALL		1-7-0		3-4-0		6-4-0
8-14-0		1-3-0	0-3-0		HOME		0-4-0		3-3-0		4-1-0
4-9-0		0-0-0	1-2-0		AWAY		1-3-0		0-1-0		2-3-0
0-0-0		0-0-0	0-0-0		NEUTRAL		0-0-0		0-0-0		0-0-0
6-14-0		1-3-0	1-2-0		NON-CONFERENCE		0-5-0		0-1-0		4-3-0
5-8-0		1-3-0	0-0-0		HOME		0-4-0		0-0-0		4-1-0
1-6-0		0-0-0	1-0-		AWAY		0-1-0		0-1-0		0-2-0
0-0-0		0-0-0	0-0-0		NEUTRAL		0-0-0		0-0-0		0-0-0
6-9-0		0-0-0	0-3-0		CONFERENCE		1-2-0		3-3-0		2-1-0
3-6-0		0-0-0	0-3-0		HOME		0-0-0		3-3-0		0-0-0
3-3-0		0-0-0	0-0-0		AWAY		1-2-0		0-0-0		2-1-0
0-0-0		0-0-0	0-0-0		NEUTRAL		0-0-0		0-0-0		0-0-0
RPI S	Opponent	Score	RPI S	Opponent	Score	RPI S	Opponent	Score	RPI S	Opponent	Score
4 H	Florida St.	6 12	31 H	Mercer	4 9	67 H	Rutgers	2 10	117 A	Ga. Southern	5 13
9 H	Indiana	2 9	31 H	Mercer	2 4	67 H	Rutgers	2 6	126 H	Kennesaw St.	4 3
9 H	Indiana	6 7	31 H	Mercer	3 6	79 H	UCF	3 5	126 H	Kennesaw St.	10 5
9 H	Indiana	4 3	34 A	TCU	1 5	92 A	Lipscomb	7 6	126 H	Kennesaw St.	4 10
			34 A	TCU	0 5	92 A	Lipscomb	2 7	132 H	FGCU	2 3
			34 A	TCU	2 0	92 A	Lipscomb	6 17	132 H	FGCU	1 0
						96 A	Col. of Charleston	3 4	132 H	FGCU	3 13
						96 H	Col. of Charleston	1 4	187 A	North Florida	2 11
									187 A	North Florida	6 5
									187 A	North Florida	8 4
									200 H	Winthrop	8 0
									200 H	Winthrop	1 4
									200 H	Winthrop	4 0
									233 A	Bethune-Cookman	2 6
									233 H	Bethune-Cookman	4 3
									240 A	Florida A&M	5 6
									240 H	Florida A&M	20 1
LAST 10 GAMES											
			132 H	FGCU	1 0	187 A	North Florida	2 11			
			132 H	FGCU	2 3	187 A	North Florida	6 5			
			132 H	FGCU	3 13	187 A	North Florida	8 4			
			233 H	Bethune-Cookman	4 3	96 H	Col. of Charleston	1 4			
			240 A	Florida A&M	5 6	117 A	Ga. Southern	5 13			

Non-Div. I Games:

Jacksonville



Average RPI Win:		182	WON-LOST RECORD		WINNING PCT. RANK		LAST 10 GAMES		STRENGTH OF SCHEDULE		OPP. STRENGTH OF SCHEDULE		TEAM RPI		ADJ RPI		CONF. RPI		ADJ CONF. RPI	
DIV. I ONLY			16-18-0		.47059 163		4-5-0		171		268		168		.48911 168		21		21	
DIV. I NON-CONF.			9-10-0		.47368 170		2-2-0		266		226		200		.47264 200		22		22	
TOTALS		RPI 1-25		RPI 26-50		W-L RECORDS		RPI 51-100		RPI 101-150		RPI 150+								
16-18-0		2-2-0		0-0-0		OVERALL		2-2-0		2-1-0		10-13-0								
4-6-0		0-0-0		0-0-0		HOME		0-0-0		0-0-0		4-6-0								
12-9-0		2-2-0		0-0-0		AWAY		2-1-0		2-1-0		6-5-0								
0-3-0		0-0-0		0-0-0		NEUTRAL		0-1-0		0-0-0		0-2-0								
9-10-0		2-2-0		0-0-0		NON-CONFERENCE		0-1-0		0-0-0		7-7-0								
2-2-0		0-0-0		0-0-0		HOME		0-0-0		0-0-0		2-2-0								
7-5-0		2-2-0		0-0-		AWAY		0-0-0		0-0-0		5-3-0								
0-3-0		0-0-0		0-0-0		NEUTRAL		0-1-0		0-0-0		0-2-0								
7-8-0		0-0-0		0-0-0		CONFERENCE		2-1-0		2-1-0		3-6-0								
2-4-0		0-0-0		0-0-0		HOME		0-0-0		0-0-0		2-4-0								
5-4-0		0-0-0		0-0-0		AWAY		2-1-0		2-1-0		1-2-0								
0-0-0		0-0-0		0-0-0		NEUTRAL		0-0-0		0-0-0		0-0-0								
RPI	S	Opponent		Score		RPI	S	Opponent		Score		RPI	S	Opponent		Score				
9	A	Indiana		1	13			85	A	Southeast Mo. St.		9	8	139	A	Eastern Ky.		6	9	
9	A	Indiana		8	7			85	A	Southeast Mo. St.		1	7	139	A	Eastern Ky.		6	4	
9	A	Indiana		3	11			85	A	Southeast Mo. St.		6	1	139	A	Eastern Ky.		4	3	
15	A	Kentucky		6	4			89	N	Ball St.		5	7	162	H	Marshall		11	9	
														169	H	Tennessee Tech		9	8	
														169	H	Tennessee Tech		8	17	
														169	H	Tennessee Tech		0	15	
														170	N	George Mason		4	14	
														170	N	George Mason		5	22	
														193	H	Belmont		2	3	
														193	H	Belmont		6	8	
														193	H	Belmont		12	2	
														210	A	Wofford		5	3	
														242	A	Northern Ky.		3	7	
														259	A	Alabama A&M		2	4	
														259	A	Alabama A&M		9	8	
														268	H	Fairleigh Dickinson		3	5	
														268	H	Fairleigh Dickinson		8	7	
														268	H	Fairleigh Dickinson		5	10	
														282	A	Murray St.		11	10	
														282	A	Murray St.		5	9	
														282	A	Murray St.		4	10	
														297	A	Mississippi Val.		3	2	
														300	A	Grambling		15	11	
														300	A	Grambling		10	7	
														300	A	Grambling		2	5	
LAST 10 GAMES																				
9	A	Indiana		8	7	139	A	Eastern Ky.		6	4	297	A	Mississippi Val.		3	2			
9	A	Indiana		3	11	139	A	Eastern Ky.		4	3	300	A	Grambling		15	11			
9	A	Indiana		1	13	193	H	Belmont		2	3	300	A	Grambling		10	7			
15	A	Kentucky		6	4	193	H	Belmont		6	8	300	A	Grambling		2	5			
139	A	Eastern Ky.		6	9	193	H	Belmont		12	2									

Non-Div. I Games:	St. Catharine (KY)	9	3
-------------------	--------------------	---	---

Morehead St.

Average RPI Win:		208	WON-LOST RECORD		WINNING PCT. RANK	LAST 10 GAMES		STRENGTH OF SCHEDULE		OPP. STRENGTH OF SCHEDULE	TEAM RPI	ADJ RPI	CONF. RPI	ADJ CONF. RPI			
Average RPI Loss:		157															
DIV. I ONLY			27-10-0		.72973	19	6-4-0		301		72	169	.48893	169	21	21	
DIV. I NON-CONF.			16-3-0		.84211	12	2-1-0		298		56	92	.52394	92	22	22	
TOTALS		RPI 1-25		RPI 26-50		W-L RECORDS		RPI 51-100		RPI 101-150		RPI 150+					
27-10-0		0-2-0		0-0-0		OVERALL		1-0-0		8-2-0		18-6-0					
16-5-0		0-1-0		0-0-0		HOME		1-0-0		5-1-0		10-3-0					
11-5-0		0-1-0		0-0-0		AWAY		0-0-0		3-1-0		8-3-0					
0-0-0		0-0-0		0-0-0		NEUTRAL		0-0-0		0-0-0		0-0-0					
16-3-0		0-2-0		0-0-0		NON-CONFERENCE		1-0-0		6-1-0		9-0-0					
11-1-0		0-1-0		0-0-0		HOME		1-0-0		3-0-0		7-0-0					
5-2-0		0-1-0		0-0-		AWAY		0-0-0		3-1-0		2-0-0					
0-0-0		0-0-0		0-0-0		NEUTRAL		0-0-0		0-0-0		0-0-0					
11-7-0		0-0-0		0-0-0		CONFERENCE		0-0-0		2-1-0		9-6-0					
5-4-0		0-0-0		0-0-0		HOME		0-0-0		2-1-0		3-3-0					
6-3-0		0-0-0		0-0-0		AWAY		0-0-0		0-0-0		6-3-0					
0-0-0		0-0-0		0-0-0		NEUTRAL		0-0-0		0-0-0		0-0-0					
RPI	S	Opponent		Score		RPI	S	Opponent		Score		RPI	S	Opponent		Score	
14	A	Vanderbilt		0	4							92	H	Lipscomb		10	9
18	H	Tennessee		1	10							115	H	Miami (OH)		13	5
												115	H	Miami (OH)		4	1
												130	A	South Ala.		3	6
												130	A	South Ala.		5	4
												130	A	South Ala.		5	4
												139	H	Eastern Ky.		4	0
												139	H	Eastern Ky.		11	1
												139	H	Eastern Ky.		5	8
												142	A	Middle Tenn.		9	5
												142	H	Middle Tenn.		10	3
												168	A	Morehead St.		17	8
												168	A	Morehead St.		8	9
												168	A	Morehead St.		15	0
												175	A	Eastern Ill.		4	6
												175	A	Eastern Ill.		8	3
												175	A	Eastern Ill.		4	0
												207	H	Austin Peay		4	7
												207	H	Austin Peay		6	9
												207	H	Austin Peay		16	9
												224	A	SIU Edwardsville		8	5
												224	A	SIU Edwardsville		1	3
												224	A	SIU Edwardsville		10	6
						LAST 10 GAMES						224	A	SIU Edwardsville		10	6
						175	A	Eastern Ill.		8	3	207	H	Austin Peay		16	9
						175	A	Eastern Ill.		4	6	207	H	Austin Peay		6	9
						175	A	Eastern Ill.		4	0	207	H	Austin Peay		4	7
						142	H	Middle Tenn.		10	3	259	A	Alabama A&M		5	2
						18	H	Tennessee		1	10	224	A	SIU Edwardsville		10	6
												259	A	Alabama A&M		5	2
												267	A	UNC Asheville		15	6
												271	H	Northwestern		8	6
												271	H	Northwestern		12	2
												271	H	Northwestern		11	7

Non-Div. I Games: Berea 6 2

Tennessee Tech

RPI	S	Opponent	Score	
288	H	UT Martin	14	5
288	H	UT Martin	5	7
288	H	UT Martin	2	0
302	H	NYIT	19	3
302	H	NYIT	12	1
302	H	NYIT	11	2
302	H	NYIT	13	1

Tennessee Tech

T  
e  
n  
n  
e  
s  
s  
e  
e  
T  
e  
c  
h

T  
e  
n  
n  
e  
s  
s  
e  
e  
T  
e  
c  
h

Average RPI Win:	195	WON-LOST RECORD	WINNING PCT. RANK	LAST 10 GAMES	STRENGTH OF SCHEDULE	OPP. STRENGTH OF SCHEDULE	TEAM RPI	ADJ RPI	CONF. RPI	ADJ CONF. RPI				
DIV. I ONLY		20-12-0	.625	63	6-4-0	239	213	170	.48867	170	23	23		
DIV. I NON-CONF.		13-9-0	.59091	88	2-2-0	181	227	158	.49667	158	25	25		
<hr/>														
TOTALS	RPI 1-25	RPI 26-50		W-L RECORDS		RPI 51-100		RPI 101-150		RPI 150+				
20-12-0	1-1-0	0-0-0		OVERALL		2-2-0		2-1-0		15-8-0				
12-8-0	1-1-0	0-0-0		HOME		0-0-0		2-1-0		9-6-0				
4-3-0	0-0-0	0-0-0		AWAY		0-1-0		0-0-0		4-2-0				
4-1-0	0-0-0	0-0-0		NEUTRAL		2-1-0		0-0-0		2-0-0				
13-9-0	0-1-0	0-0-0		NON-CONFERENCE		2-2-0		2-1-0		9-5-0				
7-6-0	0-1-0	0-0-0		HOME		0-0-0		2-1-0		5-4-0				
2-2-0	0-0-0	0-0-		AWAY		0-1-0		0-0-0		2-1-0				
4-1-0	0-0-0	0-0-0		NEUTRAL		2-1-0		0-0-0		2-0-0				
7-3-0	1-0-0	0-0-0		CONFERENCE		0-0-0		0-0-0		6-3-0				
5-2-0	1-0-0	0-0-0		HOME		0-0-0		0-0-0		4-2-0				
2-1-0	0-0-0	0-0-0		AWAY		0-0-0		0-0-0		2-1-0				
0-0-0	0-0-0	0-0-0		NEUTRAL		0-0-0		0-0-0		0-0-0				
RPI	S	Opponent	Score		RPI	S	Opponent	Score		RPI	S	Opponent	Score	
22	H	Maryland	0	11						83	N	Wichita St.	5	4
25	H	VCU	6	1						84	A	North Carolina	3	13
										95	N	Illinois	3	0
										100	N	UConn	2	11
										141	H	Hartford	1	0
										141	H	Hartford	3	4
										141	H	Hartford	1	0
										168	N	Morehead St.	14	4
										168	N	Morehead St.	22	5
										172	H	Cornell	2	3
										172	H	Cornell	2	1
										174	H	Fairfield	1	6
										174	H	Fairfield	1	3
										174	H	Fairfield	9	4
										201	H	Georgetown	6	5
										202	A	Coastal Caro.	2	3
										232	H	Brown	3	6
										232	H	Brown	5	2
										232	H	Brown	2	1
										243	A	USC Upstate	7	0
										250	A	Longwood	2	1
										252	H	Fordham	5	8
										252	H	Fordham	6	0
										252	H	Fordham	7	4
										256	H	St. Bonaventure	6	8
										256	H	St. Bonaventure	8	3
										256	H	St. Bonaventure	6	1
										276	A	George Washington	10	3
										276	A	George Washington	3	4
										276	A	George Washington	7	3
										276	A	George Washington	3	4
										276	A	George Washington	7	3
										276	A	George Washington	7	3

**Non-Div. I Games:**

George Mason

Average RPI Win:	165	WON-LOST RECORD	WINNING PCT. RANK	LAST 10 GAMES	STRENGTH OF SCHEDULE	OPP. STRENGTH OF SCHEDULE	TEAM RPI	ADJ RPI	CONF. RPI	ADJ CONF. RPI		
DIV. I ONLY		13-16-0	.44828	184	4-6-0	220	182	171	.48834	171	26	26
DIV. I NON-CONF.		8-12-0	.4	206	0-4-0	163	120	135	.50894	135	23	23
<hr/>												
TOTALS	RPI 1-25	RPI 26-50		W-L RECORDS		RPI 51-100		RPI 101-150		RPI 150+		
13-16-0	0-1-0	0-0-0		OVERALL		4-3-0		3-3-0		6-9-0		
4-3-0	0-0-0	0-0-0		HOME		0-0-0		2-1-0		2-2-0		
9-13-0	0-1-0	0-0-0		AWAY		4-3-0		1-2-0		4-7-0		
0-0-0	0-0-0	0-0-0		NEUTRAL		0-0-0		0-0-0		0-0-0		
8-12-0	0-1-0	0-0-0		NON-CONFERENCE		4-3-0		1-2-0		3-6-0		
0-1-0	0-0-0	0-0-0		HOME		0-0-0		0-0-0		0-1-0		
8-11-0	0-1-0	0-0-		AWAY		4-3-0		1-2-0		3-5-0		
0-0-0	0-0-0	0-0-0		NEUTRAL		0-0-0		0-0-0		0-0-0		
5-4-0	0-0-0	0-0-0		CONFERENCE		0-0-0		2-1-0		3-3-0		
4-2-0	0-0-0	0-0-0		HOME		0-0-0		2-1-0		2-1-0		
1-2-0	0-0-0	0-0-0		AWAY		0-0-0		0-0-0		1-2-0		
0-0-0	0-0-0	0-0-0		NEUTRAL		0-0-0		0-0-0		0-0-0		
RPI	S	Opponent	Score	RPI	S	Opponent	Score	RPI	S	Opponent	Score	
3	A	Texas	1 7					72	A	Samford	6 5	
								72	A	Samford	11 8	
								72	A	Samford	7 10	
								91	A	McNeese St.	6 5	
								91	A	McNeese St.	0 8	
								91	A	McNeese St.	8 15	
								99	A	Texas St.	3 2	
								135	H	Wright St.	3 1	
								135	H	Wright St.	2 4	
								135	H	Wright St.	2 0	
								138	A	Jacksonville St.	3 6	
								138	A	Jacksonville St.	0 10	
								138	A	Jacksonville St.	10 3	
								155	A	A&M-Corpus Christi	4 0	
								155	A	A&M-Corpus Christi	4 7	
								155	A	A&M-Corpus Christi	5 1	
								208	A	Notre Dame	1 4	
								208	A	Notre Dame	1 11	
								212	H	Northern Ill.	6 10	
								231	A	Butler	3 5	
								248	A	Ill.-Chicago	4 3	
								248	A	Ill.-Chicago	3 6	
								248	A	Ill.-Chicago	4 5	
								271	A	Northwestern	5 12	
								281	A	Chicago St.	7 1	
								285	H	Youngstown St.	4 12	
								285	H	Youngstown St.	10 7	
								285	H	Youngstown St.	13 1	
LAST 10 GAMES												
				285	H	Youngstown St.	4 12	135	H	Wright St.	2 0	
				285	H	Youngstown St.	13 1	135	H	Wright St.	3 1	
				285	H	Youngstown St.	10 7	212	H	Northern Ill.	6 10	
				271	A	Northwestern	5 12	208	A	Notre Dame	1 11	
				135	H	Wright St.	2 4	231	A	Butler	3 5	

Non-Div. I Games:

Valparaiso

Average RPI Win:	230	WON-LOST	WINNING	LAST 10	STRENGTH OF	OPP. STRENGTH	TEAM	ADJ	CONF.	ADJ CONF.	
Average RPI Loss:	166	RECORD	PCT. RANK	GAMES	SCHEDULE	OF SCHEDULE	RPI	RPI	RPI	RPI	
DIV. I ONLY	15-14-0	.51724	132	6-4-0	257	236	172	.48817	172	22	22
DIV. I NON-CONF.	9-8-0	.52941	131	2-0-0	253	260	150	.50036	150	15	14
<hr/>											
TOTALS	RPI 1-25	RPI 26-50		W-L RECORDS		RPI 51-100		RPI 101-150		RPI 150+	
15-14-0	0-0-0	0-0-0		OVERALL		0-4-0		1-3-0		14-7-0	
2-2-0	0-0-0	0-0-0		HOME		0-0-0		0-0-0		2-2-0	
13-8-0	0-0-0	0-0-0		AWAY		0-0-0		1-3-0		12-5-0	
0-4-0	0-0-0	0-0-0		NEUTRAL		0-4-0		0-0-0		0-0-0	
9-8-0	0-0-0	0-0-0		NON-CONFERENCE		0-4-0		0-0-0		9-4-0	
0-0-0	0-0-0	0-0-0		HOME		0-0-0		0-0-0		0-0-0	
9-4-0	0-0-0	0-0-		AWAY		0-0-0		0-0-0		9-4-0	
0-4-0	0-0-0	0-0-0		NEUTRAL		0-4-0		0-0-0		0-0-0	
6-6-0	0-0-0	0-0-0		CONFERENCE		0-0-0		1-3-0		5-3-0	
2-2-0	0-0-0	0-0-0		HOME		0-0-0		0-0-0		2-2-0	
4-4-0	0-0-0	0-0-0		AWAY		0-0-0		1-3-0		3-1-0	
0-0-0	0-0-0	0-0-0		NEUTRAL		0-0-0		0-0-0		0-0-0	
RPI	S	Opponent	Score	RPI	S	Opponent	Score	RPI	S	Opponent	Score
						81 N Sacred Heart	3 5			127 A Penn	2 9
						81 N Sacred Heart	2 7			127 A Penn	9 0
						81 N Sacred Heart	1 2			127 A Penn	2 11
						81 N Sacred Heart	0 3			127 A Penn	2 4
										170 A George Mason	3 2
										170 A George Mason	1 2
										195 H Dartmouth	4 5
										195 H Dartmouth	3 2
										197 A Binghamton	6 1
										198 A James Madison	15 16
										198 A James Madison	14 8
										198 A James Madison	17 8
										232 A Brown	4 1
										232 A Brown	6 5
										235 A Yale	6 4
										235 A Yale	0 1
										262 H Harvard	6 2
										262 H Harvard	5 6
										276 A George Washington	8 1
										276 A George Washington	6 2
										276 A George Washington	3 4
										276 A George Washington	4 3
										289 A Navy	4 2
										289 A Navy	2 4
										289 A Navy	3 2
LAST 10 GAMES											
						127 A Penn	2 9			232 A Brown	6 5
						127 A Penn	2 4			232 A Brown	4 1
						127 A Penn	2 11			235 A Yale	6 4
						127 A Penn	9 0			235 A Yale	0 1
						197 A Binghamton	6 1			170 A George Mason	3 2

Non-Div. I Games:

Cornell

Average RPI Win:	186	WON-LOST RECORD	WINNING PCT. RANK	LAST 10 GAMES	STRENGTH OF SCHEDULE	OPP. STRENGTH OF SCHEDULE	TEAM RPI	ADJ RPI	CONF. RPI	ADJ CONF. RPI		
DIV. I ONLY		7-24-0	.22581	292	2-8-0	14	185	173	.48808	173	11	11
DIV. I NON-CONF.		4-18-0	.18182	286	0-2-0	12	111	173	.48686	172	10	10
<hr/>												
TOTALS	RPI 1-25	RPI 26-50		W-L RECORDS		RPI 51-100		RPI 101-150		RPI 150+		
7-24-0	0-9-0	0-1-0		OVERALL		1-7-0		1-2-0		5-5-0		
2-3-0	0-0-0	0-1-0		HOME		0-0-0		0-0-0		2-2-0		
4-21-0	0-9-0	0-0-0		AWAY		1-7-0		1-2-0		2-3-0		
1-0-0	0-0-0	0-0-0		NEUTRAL		0-0-0		0-0-0		1-0-0		
4-18-0	0-9-0	0-1-0		NON-CONFERENCE		0-5-0		0-0-0		4-3-0		
1-1-0	0-0-0	0-1-0		HOME		0-0-0		0-0-0		1-0-0		
2-17-0	0-9-0	0-0-		AWAY		0-5-0		0-0-0		2-3-0		
1-0-0	0-0-0	0-0-0		NEUTRAL		0-0-0		0-0-0		1-0-0		
3-6-0	0-0-0	0-0-0		CONFERENCE		1-2-0		1-2-0		1-2-0		
1-2-0	0-0-0	0-0-0		HOME		0-0-0		0-0-0		1-2-0		
2-4-0	0-0-0	0-0-0		AWAY		1-2-0		1-2-0		0-0-0		
0-0-0	0-0-0	0-0-0		NEUTRAL		0-0-0		0-0-0		0-0-0		
RPI	S	Opponent	Score	RPI	S	Opponent	Score	RPI	S	Opponent	Score	
11	A	Rice	1 9	27	H	Louisville	1 3	64	A	San Diego St.	3 18	
11	A	Rice	3 23					64	A	San Diego St.	5 6	
11	A	Rice	1 3					64	A	San Diego St.	2 11	
18	A	Tennessee	2 8					64	A	San Diego St.	7 8	
18	A	Tennessee	0 3					72	A	Samford	3 4	
18	A	Tennessee	2 20					95	A	Illinois	3 8	
21	A	LSU	0 10					95	A	Illinois	4 3	
21	A	LSU	3 7					95	A	Illinois	2 6	
21	A	LSU	2 4									

Non-Div. I Games:

Purdue

Average RPI Win:	230	WON-LOST RECORD	WINNING PCT. RANK	LAST 10 GAMES	STRENGTH OF SCHEDULE	OPP. STRENGTH OF SCHEDULE	TEAM RPI	ADJ RPI	CONF. RPI	ADJ CONF. RPI								
DIV. I ONLY		16-14-0	.53333 126	7-3-0	268	243	174	.48803 174	29	29								
DIV. I NON-CONF.		8-11-0	.42105 197	3-1-0	247	241	192	.47646 191	28	28								
<hr/>																		
TOTALS	RPI 1-25	RPI 26-50		W-L RECORDS		RPI 51-100		RPI 101-150		RPI 150+								
16-14-0	0-0-0	0-0-0		OVERALL		0-0-0		0-2-0		16-12-0								
4-2-0	0-0-0	0-0-0		HOME		0-0-0		0-0-0		4-2-0								
12-12-0	0-0-0	0-0-0		AWAY		0-0-0		0-2-0		12-10-0								
0-0-0	0-0-0	0-0-0		NEUTRAL		0-0-0		0-0-0		0-0-0								
<hr/>																		
8-11-0	0-0-0	0-0-0		NON-CONFERENCE		0-0-0		0-2-0		8-9-0								
2-1-0	0-0-0	0-0-0		HOME		0-0-0		0-0-0		2-1-0								
6-10-0	0-0-0	0-0-		AWAY		0-0-0		0-2-0		6-8-0								
0-0-0	0-0-0	0-0-0		NEUTRAL		0-0-0		0-0-0		0-0-0								
<hr/>																		
8-3-0	0-0-0	0-0-0		CONFERENCE		0-0-0		0-0-0		8-3-0								
2-1-0	0-0-0	0-0-0		HOME		0-0-0		0-0-0		2-1-0								
6-2-0	0-0-0	0-0-0		AWAY		0-0-0		0-0-0		6-2-0								
0-0-0	0-0-0	0-0-0		NEUTRAL		0-0-0		0-0-0		0-0-0								
<hr/>																		
RPI S	Opponent	Score	RPI S	Opponent	Score	RPI S	Opponent	Score	RPI S	Opponent	Score							
									112 A	St. John's (NY)	3	7						
									141 A	Hartford	5	8						
									163 H	Canisius	2	4						
									163 H	Canisius	4	3						
									163 H	Canisius	4	3						
									170 A	George Mason	3	1						
									170 A	George Mason	4	9						
									170 A	George Mason	6	1						
									185 A	Richmond	0	8						
									185 A	Richmond	2	13						
									185 A	Richmond	6	2						
									187 A	North Florida	3	5						
									187 A	North Florida	4	5						
									192 A	Delaware	4	15						
									192 A	Delaware	2	10						
									192 A	Delaware	0	4						
									203 A	Northeastern	3	2						
									235 A	Yale	10	5						
									235 A	Yale	6	2						
									239 A	Saint Peter's	7	4						
									239 A	Saint Peter's	8	2						
												LAST 10 GAMES			264 A	Iona	9	1
															264 A	Iona	0	5
															264 A	Iona	10	8
															270 H	UMass Lowell	2	4
279 A	Niagara	6	0															
279 A	Niagara	7	8															
279 A	Niagara	3	2															
235 A	Yale	10	5															
235 A	Yale	6	2															
163 H	Canisius	4	3															
163 H	Canisius	4	3															
163 H	Canisius	2	4															
203 A	Northeastern	3	2															
279 A	Niagara	6	0															
279 A	Niagara	7	8															

**Non-Div. I Games:**

Fairfield



RPI	S	Opponent	Score	
279	A	Niagara	3	2
286	H	NJIT	10	3
302	H	NYIT	13	4

Fairfield

F  
a  
i  
r  
f  
i  
e  
l  
d

F  
a  
i  
r  
f  
i  
e  
l  
d

Average RPI Win: 198		WON-LOST	WINNING	LAST 10	STRENGTH OF		OPP. STRENGTH	TEAM	ADJ		CONF.	ADJ CONF.									
Average RPI Loss: 119		RECORD	PCT. RANK	GAMES	SCHEDULE		OF SCHEDULE	RPI	RPI		RPI	RPI									
DIV. I ONLY		10-24-0	.29412	273	3-6-0		28	233	175	.48763	175	21	21								
DIV. I NON-CONF.		5-14-0	.26316	269	0-1-0		5	167	118	.51424	118	22	22								
<hr/>																					
TOTALS		RPI 1-25		RPI 26-50		W-L RECORDS		RPI 51-100		RPI 101-150		RPI 150+									
10-24-0		1-4-0		0-4-0		OVERALL		0-3-0		1-4-0		8-9-0									
4-6-0		0-0-0		0-0-0		HOME		0-0-0		0-3-0		4-3-0									
5-17-0		1-4-0		0-4-0		AWAY		0-3-0		0-0-0		4-6-0									
1-1-0		0-0-0		0-0-0		NEUTRAL		0-0-0		1-1-0		0-0-0									
5-14-0		1-4-0		0-4-0		NON-CONFERENCE		0-3-0		1-1-0		3-2-0									
3-1-0		0-0-0		0-0-0		HOME		0-0-0		0-0-0		3-1-0									
1-12-0		1-4-0		0-0-		AWAY		0-3-0		0-0-0		0-1-0									
1-1-0		0-0-0		0-0-0		NEUTRAL		0-0-0		1-1-0		0-0-0									
5-10-0		0-0-0		0-0-0		CONFERENCE		0-0-0		0-3-0		5-7-0									
1-5-0		0-0-0		0-0-0		HOME		0-0-0		0-3-0		1-2-0									
4-5-0		0-0-0		0-0-0		AWAY		0-0-0		0-0-0		4-5-0									
0-0-0		0-0-0		0-0-0		NEUTRAL		0-0-0		0-0-0		0-0-0									
RPI	S	Opponent		Score		RPI	S	Opponent		Score		RPI	S	Opponent		Score					
7	A	La.-Lafayette		5	1	27	A	Louisville		0	6	71	A	Arkansas		2	6				
7	A	La.-Lafayette		0	13	37	A	Illinois St.		4	9	71	A	Arkansas		3	8				
7	A	La.-Lafayette		0	1	42	A	Mississippi St.		0	9	71	A	Arkansas		3	8				
7	A	La.-Lafayette		8	9	42	A	Mississippi St.		3	4										
14	A	Vanderbilt		2	11																
<hr/>																					
LAST 10 GAMES						LAST 10 GAMES						LAST 10 GAMES									
169 H Tennessee Tech						3	8	282 A Murray St.						10	9	282 A Murray St.					
169 H Tennessee Tech						6	4	37 A Illinois St.						4	9	138 H Jacksonville St.					
169 H Tennessee Tech						0	4	138 H Jacksonville St.						6	8	138 H Jacksonville St.					
282 A Murray St.						14	3	138 H Jacksonville St.						15	23	138 H Jacksonville St.					
282 A Murray St.						3	4	138 H Jacksonville St.						2	8						

Non-Div. I Games: Illinois Col. 8 2

Eastern Ill.

Average RPI Win:	200	WON-LOST	WINNING	LAST 10	STRENGTH OF	OPP. STRENGTH	TEAM	ADJ	CONF.	ADJ CONF.	
Average RPI Loss:	125	RECORD	PCT. RANK	GAMES	SCHEDULE	OF SCHEDULE	RPI	RPI	RPI	RPI	
DIV. I ONLY	16-16-0	.5	141	4-6-0	185	204	176	.48738	176	14	14
DIV. I NON-CONF.	10-7-0	.58824	91	1-1-0	201	284	160	.49603	160	14	16
<hr/>											
TOTALS	RPI 1-25	RPI 26-50		W-L RECORDS		RPI 51-100		RPI 101-150		RPI 150+	
16-16-0	0-0-0	0-0-0		OVERALL		1-8-0		4-3-0		11-5-0	
10-4-0	0-0-0	0-0-0		HOME		0-0-0		0-0-0		10-4-0	
5-9-0	0-0-0	0-0-0		AWAY		0-5-0		4-3-0		1-1-0	
1-3-0	0-0-0	0-0-0		NEUTRAL		1-3-0		0-0-0		0-0-0	
<hr/>											
10-7-0	0-0-0	0-0-0		NON-CONFERENCE		1-5-0		1-0-0		8-2-0	
7-1-0	0-0-0	0-0-0		HOME		0-0-0		0-0-0		7-1-0	
2-3-0	0-0-0	0-0-		AWAY		0-2-0		1-0-0		1-1-0	
1-3-0	0-0-0	0-0-0		NEUTRAL		1-3-0		0-0-0		0-0-0	
<hr/>											
6-9-0	0-0-0	0-0-0		CONFERENCE		0-3-0		3-3-0		3-3-0	
3-3-0	0-0-0	0-0-0		HOME		0-0-0		0-0-0		3-3-0	
3-6-0	0-0-0	0-0-0		AWAY		0-3-0		3-3-0		0-0-0	
0-0-0	0-0-0	0-0-0		NEUTRAL		0-0-0		0-0-0		0-0-0	
<hr/>											
RPI S	Opponent	Score	RPI S	Opponent	Score	RPI S	Opponent	Score	RPI S	Opponent	Score
						52 A	Texas A&M	1 5	107 A	UTSA	9 7
						60 N	Kansas	4 2	122 A	Southeastern La.	6 13
						60 N	Kansas	0 5	122 A	Southeastern La.	6 0
						60 N	Kansas	5 11	122 A	Southeastern La.	7 1
						60 N	Kansas	1 14	124 A	Nicholls St.	3 5
						73 A	Baylor	3 9	124 A	Nicholls St.	7 5
						91 A	McNeese St.	5 6	124 A	Nicholls St.	2 4
						91 A	McNeese St.	2 3	155 H	A&M-Corpus Christi	1 14
						91 A	McNeese St.	1 4	155 H	A&M-Corpus Christi	9 8
									155 H	A&M-Corpus Christi	1 11
									179 H	Texas-Arlington	7 4
									203 H	Northeastern	8 5
									203 H	Northeastern	7 0
									203 H	Northeastern	4 7
									244 A	Texas Southern	3 1
									245 H	New Orleans	9 2
									245 H	New Orleans	6 1
									245 H	New Orleans	1 2
									298 A	Prairie View	8 9
									298 H	Prairie View	4 3
									298 H	Prairie View	12 5
									298 H	Prairie View	6 2
									298 H	Prairie View	12 4
<hr/>											
LAST 10 GAMES											
						155 H	A&M-Corpus Christi	1 11	91 A	McNeese St.	5 6
						155 H	A&M-Corpus Christi	9 8	91 A	McNeese St.	2 3
						155 H	A&M-Corpus Christi	1 14	298 A	Prairie View	8 9
						179 H	Texas-Arlington	7 4	122 A	Southeastern La.	7 1
						91 A	McNeese St.	1 4	122 A	Southeastern La.	6 0

Non-Div. I Games:

Houston Baptist

Average RPI Win:	244	WON-LOST RECORD	WINNING PCT. RANK	LAST 10 GAMES		STRENGTH OF SCHEDULE	OPP. STRENGTH OF SCHEDULE	TEAM RPI	ADJ RPI	CONF. RPI	ADJ CONF. RPI	
DIV. I ONLY		28-13-0	.68293	38	5-5-0	290	191	177	.4871	177	31	31
DIV. I NON-CONF.		12-11-0	.52174	138	1-4-0	162	131	151	.50009	151	30	30
<hr/>												
TOTALS	RPI 1-25	RPI 26-50		W-L RECORDS		RPI 51-100		RPI 101-150		RPI 150+		
28-13-0	0-0-0	1-3-0		OVERALL		1-2-0		3-4-0		23-4-0		
14-6-0	0-0-0	0-1-0		HOME		0-2-0		2-3-0		12-0-0		
14-7-0	0-0-0	1-2-0		AWAY		1-0-0		1-1-0		11-4-0		
0-0-0	0-0-0	0-0-0		NEUTRAL		0-0-0		0-0-0		0-0-0		
12-11-0	0-0-0	1-3-0		NON-CONFERENCE		1-2-0		3-4-0		7-2-0		
7-6-0	0-0-0	0-1-0		HOME		0-2-0		2-3-0		5-0-0		
5-5-0	0-0-0	1-0-		AWAY		1-0-0		1-1-0		2-2-0		
0-0-0	0-0-0	0-0-0		NEUTRAL		0-0-0		0-0-0		0-0-0		
16-2-0	0-0-0	0-0-0		CONFERENCE		0-0-0		0-0-0		16-2-0		
7-0-0	0-0-0	0-0-0		HOME		0-0-0		0-0-0		7-0-0		
9-2-0	0-0-0	0-0-0		AWAY		0-0-0		0-0-0		9-2-0		
0-0-0	0-0-0	0-0-0		NEUTRAL		0-0-0		0-0-0		0-0-0		
<hr/>												
RPI	S	Opponent	Score	RPI	S	Opponent	Score	RPI	S	Opponent	Score	
31	A	Mercer	8 13	72	A	Samford	23 7	130	A	South Ala.	5 0	
31	H	Mercer	4 12	72	H	Samford	6 8	133	A	Troy	5 8	
47	A	Auburn	9 3	75	H	UAB	1 13	133	H	Troy	5 8	
47	A	Auburn	5 6					138	H	Jacksonville St.	5 11	
								139	H	Eastern Ky.	11 3	
								139	H	Eastern Ky.	2 8	
								139	H	Eastern Ky.	8 2	
								159	A	Pacific	5 2	
								159	A	Pacific	3 0	
								159	A	Pacific	2 8	
								159	A	Pacific	3 5	
								259	A	Alabama A&M	15 5	
								259	A	Alabama A&M	4 5	
								259	A	Alabama A&M	11 1	
								272	A	Jackson St.	9 7	
								272	A	Jackson St.	6 1	
								272	A	Jackson St.	8 6	
								280	H	N.C. Central	3 2	
								280	H	N.C. Central	9 8	
								280	H	N.C. Central	14 1	
								285	H	Youngstown St.	11 2	
								285	H	Youngstown St.	8 3	
				LAST 10 GAMES								
294	A	Alcorn	12 1	297	A	Mississippi Val.	6 1	294	A	Alcorn	3 6	
294	A	Alcorn	11 3	297	A	Mississippi Val.	7 2	294	A	Alcorn	12 1	
294	A	Alcorn	3 6	138	H	Jacksonville St.	5 11	294	A	Alcorn	11 3	
72	H	Samford	6 8	31	H	Mercer	4 12	294	H	Alcorn	7 5	
31	A	Mercer	8 13	280	H	N.C. Central	9 8	294	H	Alcorn	7 4	

**Non-Div. I Games:**

Alabama St.

RPI	S	Opponent	Score	
294	H	Alcorn	12	2
297	A	Mississippi Val.	6	1
297	A	Mississippi Val.	7	2
297	H	Mississippi Val.	4	0
297	H	Mississippi Val.	9	7
297	H	Mississippi Val.	6	3
297	H	Mississippi Val.	6	0

A  
l  
a  
b  
a  
m  
a  
S  
t  
.

A  
l  
a  
b  
a  
m  
a  
S  
t  
.

Alabama St.

Tie, Loss, Non-Conf, S Site, H Home, A Away, N Neutral Page 198

RPI	S	Opponent	Score	
262	N	Harvard	6	4
262	N	Harvard	1	5
262	N	Harvard	3	2
268	H	Fairleigh Dickinson	7	3
287	N	Albany (NY)	16	1
295	N	North Dakota St.	19	9

Army

Average RPI Win: 110		WON-LOST	WINNING	LAST 10	STRENGTH OF		OPP. STRENGTH	TEAM	ADJ	CONF.	ADJ CONF.
Average RPI Loss: 120		RECORD	PCT. RANK	GAMES	SCHEDULE		OF SCHEDULE	RPI	RPI	RPI	RPI
DIV. I ONLY		16-20-0	.44444	186	6-4-0		152	41	179	.48574	179
DIV. I NON-CONF.		8-13-0	.38095	216	0-2-0		150	39	235	.46041	234
TOTALS		RPI 1-25	RPI 26-50		W-L RECORDS		RPI 51-100		RPI 101-150		RPI 150+
16-20-0	0-0-0	1-1-0		OVERALL		6-10-0		7-3-0		2-6-0	
9-13-0	0-0-0	0-1-0		HOME		5-5-0		2-2-0		2-5-0	
7-7-0	0-0-0	1-0-0		AWAY		1-5-0		5-1-0		0-1-0	
0-0-0	0-0-0	0-0-0		NEUTRAL		0-0-0		0-0-0		0-0-0	
8-13-0	0-0-0	1-1-0		NON-CONFERENCE		5-5-0		0-1-0		2-6-0	
6-10-0	0-0-0	0-1-0		HOME		4-3-0		0-1-0		2-5-0	
2-3-0	0-0-0	1-0-		AWAY		1-2-0		0-0-0		0-1-0	
0-0-0	0-0-0	0-0-0		NEUTRAL		0-0-0		0-0-0		0-0-0	
8-7-0	0-0-0	0-0-0		CONFERENCE		1-5-0		7-2-0		0-0-0	
3-3-0	0-0-0	0-0-0		HOME		1-2-0		2-1-0		0-0-0	
5-4-0	0-0-0	0-0-0		AWAY		0-3-0		5-1-0		0-0-0	
0-0-0	0-0-0	0-0-0		NEUTRAL		0-0-0		0-0-0		0-0-0	
RPI S	Opponent	Score	RPI S	Opponent	Score	RPI S	Opponent	Score	RPI S	Opponent	Score
			34 A	TCU	10 2	52 H	Texas A&M	4 5	129 H	Stephen F. Austin	9 14
			34 H	TCU	6 12	55 H	Sam Houston St.	7 6	130 A	South Ala.	6 1
						65 H	Arkansas St.	10 14	130 A	South Ala.	8 3
						65 H	Arkansas St.	6 2	130 A	South Ala.	6 2
						65 H	Arkansas St.	1 5	131 H	La.-Monroe	6 1
						70 H	Oklahoma St.	3 4	131 H	La.-Monroe	5 7
						73 A	Baylor	2 5	131 H	La.-Monroe	10 8
						73 H	Baylor	14 3	149 A	Georgia St.	6 3
						87 H	Oklahoma	2 3	149 A	Georgia St.	6 4
						90 H	Missouri St.	6 5	149 A	Georgia St.	10 11
						91 A	McNeese St.	9 8	153 H	Utah	3 5
						91 A	McNeese St.	5 6	153 H	Utah	9 3
						93 H	Columbia	8 4	155 H	A&M-Corpus Christi	11 2
						99 A	Texas St.	5 7	155 H	A&M-Corpus Christi	3 7
						99 A	Texas St.	5 10	155 H	A&M-Corpus Christi	3 6
						99 A	Texas St.	1 3	176 A	Houston Baptist	4 7
									258 H	Abilene Christian	1 2
									261 H	Incarnate Word	1 4
LAST 10 GAMES			LAST 10 GAMES			LAST 10 GAMES			LAST 10 GAMES		
			149 A	Georgia St.	6 4	131 H	La.-Monroe	5 7			
			149 A	Georgia St.	6 3	131 H	La.-Monroe	10 8			
			149 A	Georgia St.	10 11	34 H	TCU	6 12			
			176 A	Houston Baptist	4 7	130 A	South Ala.	6 1			
			131 H	La.-Monroe	6 1	130 A	South Ala.	6 2			

Non-Div. I Games:

Texas-Arlington



Average RPI Win: 177		WON-LOST RECORD		WINNING PCT. RANK		LAST 10 GAMES		STRENGTH OF SCHEDULE		OPP. STRENGTH OF SCHEDULE		TEAM RPI		ADJ RPI		CONF. RPI		ADJ CONF. RPI	
DIV. I ONLY		13-23-0		.36111 235		3-7-0		68		178		180		.48434 180		12		12	
DIV. I NON-CONF.		9-15-0		.375 219		0-2-0		127		191		231		.4615 230		18		18	
TOTALS		RPI 1-25		RPI 26-50		W-L RECORDS		RPI 51-100		RPI 101-150		RPI 150+							
13-23-0		0-5-0		0-2-0		OVERALL		3-4-0		1-4-0		9-8-0							
5-13-0		0-4-0		0-0-0		HOME		0-1-0		0-3-0		5-5-0							
7-9-0		0-1-0		0-2-0		AWAY		3-3-0		1-0-0		3-3-0							
1-1-0		0-0-0		0-0-0		NEUTRAL		0-0-0		0-1-0		1-0-0							
9-15-0		0-5-0		0-2-0		NON-CONFERENCE		0-1-0		1-1-0		8-6-0							
5-10-0		0-4-0		0-0-0		HOME		0-1-0		0-0-0		5-5-0							
3-4-0		0-1-0		0-0-		AWAY		0-0-0		1-0-0		2-1-0							
1-1-0		0-0-0		0-0-0		NEUTRAL		0-0-0		0-1-0		1-0-0							
4-8-0		0-0-0		0-0-0		CONFERENCE		3-3-0		0-3-0		1-2-0							
0-3-0		0-0-0		0-0-0		HOME		0-0-0		0-3-0		0-0-0							
4-5-0		0-0-0		0-0-0		AWAY		3-3-0		0-0-0		1-2-0							
0-0-0		0-0-0		0-0-0		NEUTRAL		0-0-0		0-0-0		0-0-0							
RPI	S	Opponent		Score		RPI	S	Opponent		Score		RPI	S	Opponent		Score			
2	A	South Carolina		0	5	29	A	Clemson		2	13	68	A	Western Caro.		4	5		
2	H	South Carolina		2	9	41	A	Georgia		4	6	68	A	Western Caro.		6	1		
25	H	VCU		7	8							68	A	Western Caro.		9	6		
25	H	VCU		9	14							72	A	Samford		11	9		
25	H	VCU		2	3							72	A	Samford		5	9		
												72	A	Samford		5	13		
												77	H	Xavier		6	11		
														182 A UNC Greensboro		6	8		
														182 A UNC Greensboro		8	14		
														182 A UNC Greensboro		15	7		
														196 A East Tenn. St.		5	3		
														213 H Hofstra		5	4		
														213 H Hofstra		2	4		
														214 H Presbyterian		9	3		
														217 N Maine		4	2		
														236 A Gardner-Webb		2	3		
														236 H Gardner-Webb		3	15		
														236 H Gardner-Webb		6	7		
														241 A Stetson		3	1		
														243 H USC Upstate		13	1		
														267 H UNC Asheville		6	7		
														280 H N.C. Central		2	3		
														290 H Norfolk St.		5	2		
LAST 10 GAMES																			
						68	A	Western Caro.		6	1	111	H	Davidson		5	10		
						68	A	Western Caro.		9	6	111	H	Davidson		2	3		
						68	A	Western Caro.		4	5	29	A	Clemson		2	13		
						2	H	South Carolina		2	9	72	A	Samford		5	13		
						111	H	Davidson		6	11	72	A	Samford		11	9		

Non-Div. I Games:

Furman

Average RPI Win:	155	WON-LOST RECORD	WINNING PCT. RANK	LAST 10 GAMES	STRENGTH OF SCHEDULE	OPP. STRENGTH OF SCHEDULE	TEAM RPI	ADJ RPI	CONF. RPI	ADJ CONF. RPI		
DIV. I ONLY		14-23-0	.37838	222	2-8-0	67	127	181	.48387	181	12	12
DIV. I NON-CONF.		12-10-0	.54545	122	1-1-0	101	108	125	.51274	125	18	18
<hr/>												
TOTALS	RPI 1-25	RPI 26-50		W-L RECORDS		RPI 51-100		RPI 101-150		RPI 150+		
14-23-0	0-0-0	3-1-0		OVERALL		2-11-0		1-6-0		8-5-0		
11-9-0	0-0-0	3-1-0		HOME		2-4-0		1-3-0		5-1-0		
3-12-0	0-0-0	0-0-0		AWAY		0-5-0		0-3-0		3-4-0		
0-2-0	0-0-0	0-0-0		NEUTRAL		0-2-0		0-0-0		0-0-0		
<hr/>												
12-10-0	0-0-0	3-1-0		NON-CONFERENCE		1-6-0		1-0-0		7-3-0		
10-4-0	0-0-0	3-1-0		HOME		1-2-0		1-0-0		5-1-0		
2-4-0	0-0-0	0-0-		AWAY		0-2-0		0-0-0		2-2-0		
0-2-0	0-0-0	0-0-0		NEUTRAL		0-2-0		0-0-0		0-0-0		
<hr/>												
2-13-0	0-0-0	0-0-0		CONFERENCE		1-5-0		0-6-0		1-2-0		
1-5-0	0-0-0	0-0-0		HOME		1-2-0		0-3-0		0-0-0		
1-8-0	0-0-0	0-0-0		AWAY		0-3-0		0-3-0		1-2-0		
0-0-0	0-0-0	0-0-0		NEUTRAL		0-0-0		0-0-0		0-0-0		
<hr/>												
RPI	S	Opponent	Score	RPI	S	Opponent	Score	RPI	S	Opponent	Score	
				27	H	Louisville	5 3	53	H	West Virginia	2 10	
				36	H	Nebraska	12 8	66	N	Ohio St.	4 5	
				36	H	Nebraska	0 4	72	H	Samford	4 2	
				36	H	Nebraska	6 3	72	H	Samford	3 5	
								72	H	Samford	3 8	
								76	A	Elon	3 4	
								76	A	Elon	7 14	
								76	A	Elon	3 6	
								79	A	UCF	7 9	
								87	N	Oklahoma	7 9	
								96	A	Col. of Charleston	5 11	
								96	H	Col. of Charleston	5 4	
								96	H	Col. of Charleston	0 8	

Non-Div. I Games:

Citadel

Average RPI Win:	172	WON-LOST RECORD	WINNING PCT. RANK	LAST 10 GAMES	STRENGTH OF SCHEDULE	OPP. STRENGTH OF SCHEDULE	TEAM RPI	ADJ RPI	CONF. RPI	ADJ CONF. RPI	
DIV. I ONLY	17-17-0	.5	141	4-6-0	183	134	182	.4838	182	12	12
DIV. I NON-CONF.	13-10-0	.56522	110	2-0-0	227	112	169	.48921	168	18	18
<hr/>											
TOTALS	RPI 1-25	RPI 26-50		W-L RECORDS		RPI 51-100		RPI 101-150		RPI 150+	
17-17-0	0-0-0	0-4-0		OVERALL		3-5-0		4-1-0		10-7-0	
12-8-0	0-0-0	0-1-0		HOME		1-4-0		1-0-0		10-3-0	
4-8-0	0-0-0	0-3-0		AWAY		2-1-0		2-1-0		0-3-0	
1-1-0	0-0-0	0-0-0		NEUTRAL		0-0-0		1-0-0		0-1-0	
13-10-0	0-0-0	0-4-0		NON-CONFERENCE		3-2-0		2-0-0		8-4-0	
10-4-0	0-0-0	0-1-0		HOME		1-1-0		1-0-0		8-2-0	
2-5-0	0-0-0	0-0-		AWAY		2-1-0		0-0-0		0-1-0	
1-1-0	0-0-0	0-0-0		NEUTRAL		0-0-0		1-0-0		0-1-0	
4-7-0	0-0-0	0-0-0		CONFERENCE		0-3-0		2-1-0		2-3-0	
2-4-0	0-0-0	0-0-0		HOME		0-3-0		0-0-0		2-1-0	
2-3-0	0-0-0	0-0-0		AWAY		0-0-0		2-1-0		0-2-0	
0-0-0	0-0-0	0-0-0		NEUTRAL		0-0-0		0-0-0		0-0-0	
RPI	S	Opponent	Score	RPI	S	Opponent	Score	RPI	S	Opponent	Score
				35	A	Georgia Tech	3 7	54	A	Wake Forest	4 2
				35	A	Georgia Tech	0 7	54	H	Wake Forest	11 10
				35	A	Georgia Tech	3 12	68	H	Western Caro.	4 5
				45	H	High Point	4 7	68	H	Western Caro.	12 13
								68	H	Western Caro.	1 3
								74	A	East Carolina	6 5
								74	H	East Carolina	3 4
								97	A	UNC Wilmington	2 5

Non-Div. I Games:

UNC Greensboro

Average RPI Win:		192	WON-LOST RECORD		WINNING PCT. RANK	LAST 10 GAMES		STRENGTH OF SCHEDULE		OPP. STRENGTH OF SCHEDULE	TEAM RPI	ADJ RPI	CONF. RPI	ADJ CONF. RPI			
Average RPI Loss:		103															
DIV. I ONLY			13-20-0		.39394	213	6-4-0		123	124	183	.48353	183	12	12		
DIV. I NON-CONF.			6-16-0		.27273	265	0-2-0		153	66	251	.44533	251	18	18		
TOTALS		RPI 1-25		RPI 26-50		W-L RECORDS		RPI 51-100		RPI 101-150		RPI 150+					
13-20-0		0-2-0		0-5-0		OVERALL		0-4-0		3-4-0		10-5-0					
8-3-0		0-0-0		0-1-0		HOME		0-0-0		0-0-0		8-2-0					
3-13-0		0-2-0		0-4-0		AWAY		0-4-0		1-2-0		2-1-0					
2-4-0		0-0-0		0-0-0		NEUTRAL		0-0-0		2-2-0		0-2-0					
6-16-0		0-2-0		0-5-0		NON-CONFERENCE		0-4-0		2-2-0		4-3-0					
4-2-0		0-0-0		0-1-0		HOME		0-0-0		0-0-0		4-1-0					
0-10-0		0-2-0		0-0-		AWAY		0-4-0		0-0-0		0-0-0					
2-4-0		0-0-0		0-0-0		NEUTRAL		0-0-0		2-2-0		0-2-0					
7-4-0		0-0-0		0-0-0		CONFERENCE		0-0-0		1-2-0		6-2-0					
4-1-0		0-0-0		0-0-0		HOME		0-0-0		0-0-0		4-1-0					
3-3-0		0-0-0		0-0-0		AWAY		0-0-0		1-2-0		2-1-0					
0-0-0		0-0-0		0-0-0		NEUTRAL		0-0-0		0-0-0		0-0-0					
RPI	S	Opponent		Score		RPI	S	Opponent		Score		RPI	S	Opponent		Score	
2	A	South Carolina		1	2	29	A	Clemson		1	2	71	A	Arkansas		2	12
18	A	Tennessee		3	5	44	A	North Carolina St.		0	7	71	A	Arkansas		6	7
						44	A	North Carolina St.		5	6	71	A	Arkansas		3	8
						44	A	North Carolina St.		1	3	84	A	North Carolina		1	12
						45	H	High Point		5	6						

Non-Div. I Games:

Appalachian St.

Average RPI Win: 247		WON-LOST	WINNING	LAST 10	STRENGTH OF		OPP. STRENGTH	TEAM	ADJ	CONF.	ADJ CONF.
Average RPI Loss: 108		RECORD	PCT. RANK	GAMES	SCHEDULE		OF SCHEDULE	RPI	RPI	RPI	RPI
DIV. I ONLY		8-21-0	.27586	283	1-0-0		34	266	184	.48351	184
DIV. I NON-CONF.		3-18-0	.14286	290	1-0-0		7	234	191	.4765	190
TOTALS		RPI 1-25	RPI 26-50		W-L RECORDS		RPI 51-100		RPI 101-150		RPI 150+
8-21-0	0-3-0	0-4-0		OVERALL		0-6-0		0-2-0		8-6-0	
4-2-0	0-0-0	0-0-0		HOME		0-0-0		0-1-0		4-1-0	
4-19-0	0-3-0	0-4-0		AWAY		0-6-0		0-1-0		4-5-0	
0-0-0	0-0-0	0-0-0		NEUTRAL		0-0-0		0-0-0		0-0-0	
3-18-0	0-3-0	0-4-0		NON-CONFERENCE		0-6-0		0-2-0		3-3-0	
1-1-0	0-0-0	0-0-0		HOME		0-0-0		0-1-0		1-0-0	
2-17-0	0-3-0	0-0-0		AWAY		0-6-0		0-1-0		2-3-0	
0-0-0	0-0-0	0-0-0		NEUTRAL		0-0-0		0-0-0		0-0-0	
5-3-0	0-0-0	0-0-0		CONFERENCE		0-0-0		0-0-0		5-3-0	
3-1-0	0-0-0	0-0-0		HOME		0-0-0		0-0-0		3-1-0	
2-2-0	0-0-0	0-0-0		AWAY		0-0-0		0-0-0		2-2-0	
0-0-0	0-0-0	0-0-0		NEUTRAL		0-0-0		0-0-0		0-0-0	
RPI S	Opponent	Score	RPI S	Opponent	Score	RPI S	Opponent	Score	RPI S	Opponent	Score
12 A	Cal Poly	1 8	33 A	UC Santa Barbara	4 8	76 A	Elon	2 14	112 H	St. John's (NY)	0 3
12 A	Cal Poly	2 7	33 A	UC Santa Barbara	2 9	76 A	Elon	1 11	120 A	Seton Hall	4 8
12 A	Cal Poly	1 3	33 A	UC Santa Barbara	1 7	76 A	Elon	3 7	178 A	Army	0 4
			33 A	UC Santa Barbara	3 13	99 A	Texas St.	1 3	178 A	Army	1 8
						99 A	Texas St.	7 9	178 A	Army	2 1
						99 A	Texas St.	5 8	229 A	LIU Brooklyn	6 2
									229 A	LIU Brooklyn	1 11
									229 A	LIU Brooklyn	3 7
									229 A	LIU Brooklyn	4 2
									253 A	Villanova	3 7
									263 A	Monmouth	4 1
									268 H	Fairleigh Dickinson	3 7
									268 H	Fairleigh Dickinson	1 0
									268 H	Fairleigh Dickinson	12 5
									268 H	Fairleigh Dickinson	5 1
									275 H	Rider	3 2
			LAST 10 GAMES								
			263 A	Monmouth	4 1	120 A	Seton Hall	4 8			
			268 H	Fairleigh Dickinson	5 1	229 A	LIU Brooklyn	1 11			
			268 H	Fairleigh Dickinson	3 7	229 A	LIU Brooklyn	4 2			
			268 H	Fairleigh Dickinson	1 0	229 A	LIU Brooklyn	3 7			
			268 H	Fairleigh Dickinson	12 5	229 A	LIU Brooklyn	6 2			

Non-Div. I Games:

Wagner

R  
i  
c  
h  
m  
o  
n  
d

Richmond

Average RPI Win:	171	WON-LOST	WINNING	LAST 10	STRENGTH OF	OPP. STRENGTH	TEAM	ADJ	CONF.	ADJ CONF.	
Average RPI Loss:	126	RECORD	PCT. RANK	GAMES	SCHEDULE	OF SCHEDULE	RPI	RPI	RPI	RPI	
DIV. I ONLY	13-19-0	.40625	207	7-3-0	165	174	186	.48337	186	19	19
DIV. I NON-CONF.	6-12-0	.33333	230	0-0-0	143	125	178	.4854	177	13	13
TOTALS	RPI 1-25	RPI 26-50	W-L RECORDS	RPI 51-100	RPI 101-150	RPI 150+					
13-19-0	0-0-0	1-6-0	OVERALL	1-5-0	2-1-0	9-7-0					
4-3-0	0-0-0	0-0-0	HOME	1-2-0	0-0-0	3-1-0					
6-13-0	0-0-0	1-5-0	AWAY	0-3-0	0-0-0	5-5-0					
3-3-0	0-0-0	0-1-0	NEUTRAL	0-0-0	2-1-0	1-1-0					
6-12-0	0-0-0	1-6-0	NON-CONFERENCE	0-0-0	2-1-0	3-5-0					
0-0-0	0-0-0	0-0-0	HOME	0-0-0	0-0-0	0-0-0					
3-9-0	0-0-0	1-0-	AWAY	0-0-0	0-0-0	2-4-0					
3-3-0	0-0-0	0-1-0	NEUTRAL	0-0-0	2-1-0	1-1-0					
7-7-0	0-0-0	0-0-0	CONFERENCE	1-5-0	0-0-0	6-2-0					
4-3-0	0-0-0	0-0-0	HOME	1-2-0	0-0-0	3-1-0					
3-4-0	0-0-0	0-0-0	AWAY	0-3-0	0-0-0	3-1-0					
0-0-0	0-0-0	0-0-0	NEUTRAL	0-0-0	0-0-0	0-0-0					
RPI	S	Opponent	Score	RPI	S	Opponent	Score	RPI	S	Opponent	Score
				35	A	Georgia Tech	3 8	89	A	Ball St.	5 9
				35	A	Georgia Tech	2 3	89	A	Ball St.	2 3
				35	A	Georgia Tech	5 8	89	A	Ball St.	3 4
				37	N	Illinois St.	3 11	98	H	Central Mich.	6 7
				45	A	High Point	7 4	98	H	Central Mich.	2 16
				45	A	High Point	2 4	98	H	Central Mich.	17 8
				45	A	High Point	2 11				

Non-Div. I Games:

Bowling Green

[illegible]

**Non-Div. I Games:**

North Florida



Average RPI Win:		225	WON-LOST RECORD		WINNING PCT. RANK		LAST 10 GAMES		STRENGTH OF SCHEDULE		OPP. STRENGTH OF SCHEDULE		TEAM RPI		ADJ RPI		CONF. RPI		ADJ CONF. RPI	
DIV. I ONLY			21-15-0		.58333 94		7-3-0		227		210		188		.48094 188		14		14	
DIV. I NON-CONF.			13-8-0		.61905 73		0-1-0		218		290		186		.47966 185		14		16	
TOTALS		RPI 1-25		RPI 26-50		W-L RECORDS		RPI 51-100		RPI 101-150		RPI 150+								
21-15-0		1-2-0		0-0-0		OVERALL		1-3-0		1-5-0		18-5-0								
16-10-0		0-0-0		0-0-0		HOME		1-2-0		0-3-0		15-5-0								
5-5-0		1-2-0		0-0-0		AWAY		0-1-0		1-2-0		3-0-0								
0-0-0		0-0-0		0-0-0		NEUTRAL		0-0-0		0-0-0		0-0-0								
13-8-0		1-2-0		0-0-0		NON-CONFERENCE		0-1-0		0-0-0		12-5-0								
12-5-0		0-0-0		0-0-0		HOME		0-0-0		0-0-0		12-5-0								
1-3-0		1-2-0		0-0-		AWAY		0-1-0		0-0-0		0-0-0								
0-0-0		0-0-0		0-0-0		NEUTRAL		0-0-0		0-0-0		0-0-0								
8-7-0		0-0-0		0-0-0		CONFERENCE		1-2-0		1-5-0		6-0-0								
4-5-0		0-0-0		0-0-0		HOME		1-2-0		0-3-0		3-0-0								
4-2-0		0-0-0		0-0-0		AWAY		0-0-0		1-2-0		3-0-0								
0-0-0		0-0-0		0-0-0		NEUTRAL		0-0-0		0-0-0		0-0-0								
RPI	S	Opponent		Score		RPI	S	Opponent		Score		RPI	S	Opponent		Score				
6	A	Houston		4	2							73	A	Baylor		2	3			
11	A	Rice		2	3							91	H	McNeese St.		7	8			
21	A	LSU		0	5							91	H	McNeese St.		4	6			
												91	H	McNeese St.		8	7			
												122	A	Southeastern La.		6	7			
												122	A	Southeastern La.		5	3			
												122	A	Southeastern La.		2	4			
												124	H	Nicholls St.		4	6			
												124	H	Nicholls St.		6	8			
												124	H	Nicholls St.		0	4			
												225	H	Tex.-Pan American		7	0			
												225	H	Tex.-Pan American		5	3			
												225	H	Tex.-Pan American		1	4			
												229	H	LIU Brooklyn		10	1			
												229	H	LIU Brooklyn		3	1			
												229	H	LIU Brooklyn		9	4			
												229	H	LIU Brooklyn		11	4			
												244	H	Texas Southern		4	8			
												245	H	New Orleans		6	1			
												245	H	New Orleans		9	1			
												245	H	New Orleans		10	4			
												248	H	Ill.-Chicago		8	7			
												248	H	Ill.-Chicago		3	6			
												258	A	Abilene Christian		6	4			
												258	A	Abilene Christian		16	7			
												258	A	Abilene Christian		5	4			
												262	H	Harvard		0	4			
												262	H	Harvard		3	2			
												262	H	Harvard		4	3			
												262	H	Harvard		10	3			
												292	H	Marist		3	4			
LAST 10 GAMES																				
245 H New Orleans				10 4				258 A Abilene Christian				5 4								
245 H New Orleans				6 1				258 A Abilene Christian				6 4								
245 H New Orleans				9 1				91 H McNeese St.				4 6								
21 A LSU				0 5				91 H McNeese St.				7 8								
258 A Abilene Christian				16 7				91 H McNeese St.				8 7								

Non-Div. I Games:

Lamar

RPI	S	Opponent	Score	
292	H	Marist	7	6
298	H	Prairie View	18	6

Lamar

L  
a  
m  
a  
r

L  
a  
m  
a  
r

Average RPI Win:	142	WON-LOST	WINNING	LAST 10	STRENGTH OF	OPP. STRENGTH	TEAM	ADJ	CONF.	ADJ CONF.	
Average RPI Loss:	113	RECORD	PCT. RANK	GAMES	SCHEDULE	OF SCHEDULE	RPI	RPI	RPI	RPI	
DIV. I ONLY	13-22-0	.37143	230	2-8-0	84	164	189	.47996	189	6	6
DIV. I NON-CONF.	11-15-0	.42308	196	0-1-0	80	218	168	.48932	167	6	6
<hr/>											
TOTALS	RPI 1-25	RPI 26-50		W-L RECORDS		RPI 51-100		RPI 101-150		RPI 150+	
13-22-0	0-0-0	1-0-0		OVERALL		2-13-0		5-4-0		5-5-0	
9-9-0	0-0-0	0-0-0		HOME		2-5-0		4-1-0		3-3-0	
4-13-0	0-0-0	1-0-0		AWAY		0-8-0		1-3-0		2-2-0	
0-0-0	0-0-0	0-0-0		NEUTRAL		0-0-0		0-0-0		0-0-0	
11-15-0	0-0-0	1-0-0		NON-CONFERENCE		1-8-0		4-2-0		5-5-0	
8-7-0	0-0-0	0-0-0		HOME		1-3-0		4-1-0		3-3-0	
3-8-0	0-0-0	1-0-		AWAY		0-5-0		0-1-0		2-2-0	
0-0-0	0-0-0	0-0-0		NEUTRAL		0-0-0		0-0-0		0-0-0	
2-7-0	0-0-0	0-0-0		CONFERENCE		1-5-0		1-2-0		0-0-0	
1-2-0	0-0-0	0-0-0		HOME		1-2-0		0-0-0		0-0-0	
1-5-0	0-0-0	0-0-0		AWAY		0-3-0		1-2-0		0-0-0	
0-0-0	0-0-0	0-0-0		NEUTRAL		0-0-0		0-0-0		0-0-0	
RPI	S	Opponent	Score	RPI	S	Opponent	Score	RPI	S	Opponent	Score
				39	A	Pepperdine	4 2	53	H	West Virginia	4 5
								53	H	West Virginia	4 2
								53	H	West Virginia	11 14
								55	A	Sam Houston St.	2 3
								55	A	Sam Houston St.	1 2
								55	A	Sam Houston St.	0 6
								56	A	UC Irvine	4 5
								56	A	UC Irvine	5 7
								56	A	UC Irvine	2 10
								64	H	San Diego St.	0 12
								69	A	Fresno St.	2 8
								82	A	UCLA	1 7
								86	H	Long Beach St.	3 4
								86	H	Long Beach St.	5 10
								86	H	Long Beach St.	6 5
								109	H	Washington St.	2 1
								109	H	Washington St.	1 0
								109	H	Washington St.	0 1
								109	H	Washington St.	3 2
								121	A	UC Riverside	2 6
								121	A	UC Riverside	7 1
								121	A	UC Riverside	2 4
								125	H	Stony Brook	1 0
								140	A	Loyola Marymount	11 12
								190	H	Utah Valley	7 1
								218	H	Seattle	2 4
								218	H	Seattle	4 3
								218	H	Seattle	2 4
								218	H	Seattle	14 4
								233	A	Bethune-Cookman	2 1
								233	A	Bethune-Cookman	1 2
								233	A	Bethune-Cookman	2 0
								249	A	Bakersfield	1 3
								249	H	Bakersfield	2 3
<hr/>											
LAST 10 GAMES											
				56	A	UC Irvine	2 10	121	A	UC Riverside	2 6
				56	A	UC Irvine	4 5	121	A	UC Riverside	2 4
				56	A	UC Irvine	5 7	86	H	Long Beach St.	6 5
				69	A	Fresno St.	2 8	86	H	Long Beach St.	3 4
				121	A	UC Riverside	7 1	86	H	Long Beach St.	5 10

Non-Div. I Games:

Cal St. Northridge

[illegible]

**Non-Div. I Games:**

Utah Valley



Average RPI Win:		193	WON-LOST RECORD		WINNING PCT. RANK		LAST 10 GAMES		STRENGTH OF SCHEDULE		OPP. STRENGTH OF SCHEDULE		TEAM RPI		ADJ RPI		CONF. RPI		ADJ CONF. RPI								
DIV. I ONLY			15-18-0		.45455 179		5-5-0		120		223		192		.47634 192		15		15								
DIV. I NON-CONF.			12-13-0		.48 157		2-1-0		175		231		217		.46717 216		16		15								
TOTALS		RPI 1-25		RPI 26-50		W-L RECORDS		RPI 51-100		RPI 101-150		RPI 150+															
15-18-0		0-2-0		1-4-0		OVERALL		1-3-0		1-4-0		12-5-0															
11-8-0		0-1-0		1-3-0		HOME		0-0-0		0-0-0		10-4-0															
2-7-0		0-1-0		0-0-0		AWAY		0-3-0		1-3-0		1-0-0															
2-3-0		0-0-0		0-1-0		NEUTRAL		1-0-0		0-1-0		1-1-0															
12-13-0		0-2-0		1-4-0		NON-CONFERENCE		1-0-0		1-2-0		9-5-0															
8-8-0		0-1-0		1-3-0		HOME		0-0-0		0-0-0		7-4-0															
2-2-0		0-1-0		0-0-		AWAY		0-0-0		1-1-0		1-0-0															
2-3-0		0-0-0		0-1-0		NEUTRAL		1-0-0		0-1-0		1-1-0															
3-5-0		0-0-0		0-0-0		CONFERENCE		0-3-0		0-2-0		3-0-0															
3-0-0		0-0-0		0-0-0		HOME		0-0-0		0-0-0		3-0-0															
0-5-0		0-0-0		0-0-0		AWAY		0-3-0		0-2-0		0-0-0															
0-0-0		0-0-0		0-0-0		NEUTRAL		0-0-0		0-0-0		0-0-0															
RPI	S	Opponent		Score		RPI	S	Opponent		Score		RPI	S	Opponent		Score											
22	A	Maryland		1	10	27	N	Louisville		1	6	53	N	West Virginia		3	1	101	A	Campbell		2	9				
22	H	Maryland		2	5	50	H	Bryant		9	10	96	A	Col. of Charleston		1	12	101	A	Campbell		6	2				
						50	H	Bryant		5	4	96	A	Col. of Charleston		3	8	106	N	Virginia Tech		1	8				
						50	H	Bryant		2	14	96	A	Col. of Charleston		2	6	108	A	William & Mary		4	5				
						50	H	Bryant		0	11							108	A	William & Mary		10	13				
																		174	H	Fairfield		4	0				
																		174	H	Fairfield		15	4				
																		174	H	Fairfield		10	2				
																		203	H	Northeastern		1	0				
																		203	H	Northeastern		12	2				
																		203	H	Northeastern		8	7				
																		219	A	Temple		12	4				
																		252	H	Fordham		5	7				
																		252	H	Fordham		3	5				
																		252	H	Fordham		3	1				
																		260	H	La Salle		6	18				
																		260	H	La Salle		14	13				
																		275	H	Rider		1	4				
																		275	H	Rider		11	5				
																		275	H	Rider		11	1				
																		284	N	Manhattan		4	3				
																		284	N	Manhattan		2	7				
						LAST 10 GAMES																					
						96 A Col. of Charleston						3	8	203 H Northeastern						8	7						
						96 A Col. of Charleston						1	12	203 H Northeastern						12	2						
						96 A Col. of Charleston						2	6	203 H Northeastern						1	0						
						260 H La Salle						14	13	219 A Temple						12	4						
						260 H La Salle						6	18	108 A William & Mary						10	13						

Non-Div. I Games:

Delaware

# Belmont

# Belmont

Belmont

Average RPI Win: 164		WON-LOST	WINNING	LAST 10	STRENGTH OF		OPP. STRENGTH	TEAM	ADJ	CONF.	ADJ CONF.		
Average RPI Loss: 107		RECORD	PCT. RANK	GAMES	SCHEDULE		OF SCHEDULE	RPI	RPI	RPI	RPI		
DIV. I ONLY		11-24-0	.31429	261	4-6-0		95	113	194	.47422	194	3	3
DIV. I NON-CONF.		8-9-0	.47059	172	2-2-0		276	225	219	.46579	218	4	4
TOTALS		RPI 1-25	RPI 26-50		W-L RECORDS		RPI 51-100		RPI 101-150		RPI 150+		
11-24-0		0-9-0	0-0-0		OVERALL		4-4-0		1-1-0		6-10-0		
4-8-0		0-3-0	0-0-0		HOME		3-4-0		0-0-0		1-1-0		
4-14-0		0-6-0	0-0-0		AWAY		0-0-0		0-0-0		4-8-0		
3-2-0		0-0-0	0-0-0		NEUTRAL		1-0-0		1-1-0		1-1-0		
8-9-0		0-0-0	0-0-0		NON-CONFERENCE		2-0-0		1-1-0		5-8-0		
2-1-0		0-0-0	0-0-0		HOME		1-0-0		0-0-0		1-1-0		
3-6-0		0-0-0	0-0-		AWAY		0-0-0		0-0-0		3-6-0		
3-2-0		0-0-0	0-0-0		NEUTRAL		1-0-0		1-1-0		1-1-0		
3-15-0		0-9-0	0-0-0		CONFERENCE		2-4-0		0-0-0		1-2-0		
2-7-0		0-3-0	0-0-0		HOME		2-4-0		0-0-0		0-0-0		
1-8-0		0-6-0	0-0-0		AWAY		0-0-0		0-0-0		1-2-0		
0-0-0		0-0-0	0-0-0		NEUTRAL		0-0-0		0-0-0		0-0-0		
RPI S	Opponent	Score	RPI S	Opponent	Score	RPI S	Opponent	Score	RPI S	Opponent	Score		
4	H Florida St.	7 11				54	H Wake Forest	0 8	104	N Nevada	1 4		
4	H Florida St.	0 6				54	H Wake Forest	2 1	104	N Nevada	7 3		
4	H Florida St.	1 10				54	H Wake Forest	2 6	166	A Fla. Atlantic	2 6		
8	A Virginia	1 8				84	H North Carolina	2 12	166	A Fla. Atlantic	2 3		
8	A Virginia	1 2				84	H North Carolina	10 9	195	H Dartmouth	1 2		
8	A Virginia	2 3				84	H North Carolina	0 7	203	A Northeastern	0 7		
20	A Miami (FL)	2 5				98	N Central Mich.	5 4	204	A Santa Clara	4 1		
20	A Miami (FL)	2 6				100	H UConn	2 1	204	A Santa Clara	8 6		
20	A Miami (FL)	3 4							208	A Notre Dame	0 7		
									208	A Notre Dame	2 4		
									208	A Notre Dame	4 1		
									211	N Western Mich.	3 5		
									241	A Stetson	8 0		
									241	A Stetson	3 5		
									241	A Stetson	1 3		
									253	N Villanova	7 6		
									257	H Massachusetts	7 6		
									262	A Harvard	5 6		
			LAST 10 GAMES										
	208 A Notre Dame	0 7		84 H North Carolina	2 12								
	208 A Notre Dame	2 4		84 H North Carolina	10 9								
	208 A Notre Dame	4 1		84 H North Carolina	0 7								
	262 A Harvard	5 6		257 H Massachusetts	7 6								
	195 H Dartmouth	1 2		100 H UConn	2 1								

Non-Div. I Games:

Boston College



Average RPI Win:	173	WON-LOST RECORD	WINNING PCT. RANK	LAST 10 GAMES	STRENGTH OF SCHEDULE	OPP. STRENGTH OF SCHEDULE	TEAM RPI	ADJ RPI	CONF. RPI	ADJ CONF. RPI	
DIV. I ONLY	10-17-0	.37037	231	6-4-0	117	212	195	.47316	195	22	22
DIV. I NON-CONF.	5-10-0	.33333	230	2-0-0	46	190	142	.50413	142	15	14
<hr/>											
TOTALS	RPI 1-25	RPI 26-50		W-L RECORDS		RPI 51-100		RPI 101-150		RPI 150+	
10-17-0	0-0-0	1-5-0		OVERALL		2-3-0		0-2-0		7-7-0	
5-5-0	0-0-0	0-0-0		HOME		1-1-0		0-2-0		4-2-0	
4-10-0	0-0-0	1-5-0		AWAY		1-2-0		0-0-0		2-3-0	
1-2-0	0-0-0	0-0-0		NEUTRAL		0-0-0		0-0-0		1-2-0	
<hr/>											
5-10-0	0-0-0	1-5-0		NON-CONFERENCE		1-2-0		0-0-0		3-3-0	
1-1-0	0-0-0	0-0-0		HOME		0-0-0		0-0-0		1-1-0	
3-7-0	0-0-0	1-0-		AWAY		1-2-0		0-0-0		1-0-0	
1-2-0	0-0-0	0-0-0		NEUTRAL		0-0-0		0-0-0		1-2-0	
<hr/>											
5-7-0	0-0-0	0-0-0		CONFERENCE		1-1-0		0-2-0		4-4-0	
4-4-0	0-0-0	0-0-0		HOME		1-1-0		0-2-0		3-1-0	
1-3-0	0-0-0	0-0-0		AWAY		0-0-0		0-0-0		1-3-0	
0-0-0	0-0-0	0-0-0		NEUTRAL		0-0-0		0-0-0		0-0-0	
<hr/>											
RPI	S	Opponent	Score	RPI	S	Opponent	Score	RPI	S	Opponent	Score
34	A	TCU	1 5	60	A	Kansas	5 13	127	H	Penn	0 4
34	A	TCU	1 4	60	A	Kansas	7 11	127	H	Penn	4 7
34	A	TCU	0 8	60	A	Kansas	3 2	172	A	Cornell	5 4
43	A	FIU	3 0	93	H	Columbia	4 5	172	A	Cornell	2 3
43	A	FIU	0 11	93	H	Columbia	3 2	194	A	Boston College	2 1
43	A	FIU	7 11					223	A	Princeton	3 4
								223	A	Princeton	0 3
								230	H	Holy Cross	8 7
								234	N	Omaha	10 3
								234	N	Omaha	5 12
								234	N	Omaha	4 10
								235	H	Yale	4 2
								235	H	Yale	12 3
								235	H	Yale	8 2
								235	H	Yale	0 6
								238	H	Quinnipiac	5 11
<hr/>											
LAST 10 GAMES											
235	H	Yale	4 2	194	A	Boston College	2 1				
235	H	Yale	0 6	127	H	Penn	4 7				
235	H	Yale	12 3	127	H	Penn	0 4				
235	H	Yale	8 2	93	H	Columbia	4 5				
230	H	Holy Cross	8 7	93	H	Columbia	3 2				

**Non-Div. I Games:**

Dartmouth

Average RPI Win:		179	WON-LOST RECORD		WINNING PCT. RANK	LAST 10 GAMES	STRENGTH OF SCHEDULE		OPP. STRENGTH OF SCHEDULE	TEAM RPI	ADJ RPI	CONF. RPI	ADJ CONF. RPI								
Average RPI Loss:		157																			
DIV. I ONLY			18-17-0		.51429	137	6-4-0		194	196	196	.47296	196	17	17						
DIV. I NON-CONF.			11-12-0		.47826	161	2-0-0		166	221	198	.47402	198	19	19						
TOTALS		RPI 1-25		RPI 26-50		W-L RECORDS		RPI 51-100		RPI 101-150		RPI 150+									
18-17-0		1-0-0		2-1-0		OVERALL		1-4-0		2-3-0		12-9-0									
14-10-0		0-0-0		1-1-0		HOME		0-0-0		2-2-0		11-7-0									
3-6-0		1-0-0		1-0-0		AWAY		1-3-0		0-1-0		0-2-0									
1-1-0		0-0-0		0-0-0		NEUTRAL		0-1-0		0-0-0		1-0-0									
11-12-0		1-0-0		2-1-0		NON-CONFERENCE		1-1-0		2-3-0		5-7-0									
7-8-0		0-0-0		1-1-0		HOME		0-0-0		2-2-0		4-5-0									
3-3-0		1-0-0		1-0-		AWAY		1-0-0		0-1-0		0-2-0									
1-1-0		0-0-0		0-0-0		NEUTRAL		0-1-0		0-0-0		1-0-0									
7-5-0		0-0-0		0-0-0		CONFERENCE		0-3-0		0-0-0		7-2-0									
7-2-0		0-0-0		0-0-0		HOME		0-0-0		0-0-0		7-2-0									
0-3-0		0-0-0		0-0-0		AWAY		0-3-0		0-0-0		0-0-0									
0-0-0		0-0-0		0-0-0		NEUTRAL		0-0-0		0-0-0		0-0-0									
RPI	S	Opponent		Score		RPI	S	Opponent		Score		RPI	S	Opponent		Score					
18	A	Tennessee		2	1	47	A	Auburn		3	2	62	N	California		0	3				
						50	H	Bryant		5	4	68	A	Western Caro.		12	9				
						50	H	Bryant		6	9	92	A	Lipscomb		0	5				
												92	A	Lipscomb		3	6				
												92	A	Lipscomb		7	9				
												139	A	Eastern Ky.		3	4				
												139	H	Eastern Ky.		4	3				
												141	H	Hartford		5	3				
												141	H	Hartford		0	1				
												141	H	Hartford		6	18				
												163	H	Canisius		2	9				
												163	H	Canisius		0	2				
												163	H	Canisius		6	13				
												180	H	Furman		3	5				
												181	H	Citadel		12	4				
												183	A	Appalachian St.		6	7				
												187	H	North Florida		8	5				
												187	H	North Florida		10	4				
												187	H	North Florida		6	5				
												241	H	Stetson		4	3				
												241	H	Stetson		7	4				
												241	H	Stetson		3	5				
												242	H	Northern Ky.		6	3				
												242	H	Northern Ky.		11	13				
												242	H	Northern Ky.		6	3				
												250	H	Longwood		5	4				
												250	H	Longwood		4	6				
												250	H	Longwood		7	3				
												267	A	UNC Asheville		11	17				
												267	H	UNC Asheville		11	6				
												277	N	Ark.-Pine Bluff		7	3				
LAST 10 GAMES				187 H North Florida				10	4	92 A Lipscomb				0	5	250 H Longwood				7	3
				187 H North Florida				8	5	92 A Lipscomb				7	9	267 A UNC Asheville				11	17
				187 H North Florida				6	5	18 A Tennessee				2	1	267 H UNC Asheville				11	6
				181 H Citadel				12	4	242 H Northern Ky.				11	13	277 N Ark.-Pine Bluff				7	3
				92 A Lipscomb				3	6	242 H Northern Ky.				6	3						

Non-Div. I Games:

East Tenn. St.

Average RPI Win: 203		WON-LOST	WINNING	LAST 10	STRENGTH OF		OPP. STRENGTH	TEAM	ADJ	CONF.	ADJ CONF.
Average RPI Loss: 134		RECORD	PCT. RANK	GAMES	SCHEDULE		OF SCHEDULE	RPI	RPI	RPI	RPI
DIV. I ONLY		9-18-0	.33333	250	4-6-0		156	200	197	.47221	197
DIV. I NON-CONF.		5-11-0	.3125	249	1-2-0		171	44	182	.48236	181
TOTALS		RPI 1-25	RPI 26-50		W-L RECORDS		RPI 51-100		RPI 101-150		RPI 150+
9-18-0	0-0-0	0-3-0		OVERALL		1-2-0		2-8-0		6-5-0	
3-2-0	0-0-0	0-0-0		HOME		0-0-0		0-1-0		3-1-0	
6-15-0	0-0-0	0-3-0		AWAY		1-1-0		2-6-0		3-1-0	
0-1-0	0-0-0	0-0-0		NEUTRAL		0-0-0		0-0-0		0-1-0	
5-11-0	0-0-0	0-3-0		NON-CONFERENCE		1-2-0		1-3-0		3-3-0	
0-2-0	0-0-0	0-0-0		HOME		0-0-0		0-1-0		0-1-0	
5-9-0	0-0-0	0-0-		AWAY		1-2-0		1-2-0		3-2-0	
0-0-0	0-0-0	0-0-0		NEUTRAL		0-0-0		0-0-0		0-0-0	
4-7-0	0-0-0	0-0-0		CONFERENCE		0-0-0		1-5-0		3-2-0	
3-0-0	0-0-0	0-0-0		HOME		0-0-0		0-0-0		3-0-0	
1-6-0	0-0-0	0-0-0		AWAY		0-0-0		1-5-0		0-1-0	
0-1-0	0-0-0	0-0-0		NEUTRAL		0-0-0		0-0-0		0-1-0	
RPI S	Opponent	Score	RPI S	Opponent	Score	RPI S	Opponent	Score	RPI S	Opponent	Score
			41 A	Georgia	3 4	63 A	VMI	2 4	118 H	Bucknell	1 4
			41 A	Georgia	2 9	63 A	VMI	1 4	125 A	Stony Brook	4 5
			41 A	Georgia	2 6	63 A	VMI	10 2	125 A	Stony Brook	2 12
									125 A	Stony Brook	1 3
									137 A	Duke	7 6
									137 A	Duke	1 5
									137 A	Duke	3 7
									141 A	Hartford	2 0
									141 A	Hartford	0 3
									141 A	Hartford	2 3
									172 H	Cornell	1 6
									198 A	James Madison	2 9
									198 A	James Madison	9 11
									198 A	James Madison	9 7
									198 A	James Madison	12 2
									269 H	UMBC	7 3
									269 H	UMBC	8 4
									269 H	UMBC	16 3
									270 A	UMass Lowell	2 4
									270 N	UMass Lowell	2 4
									286 A	NJIT	10 0
LAST 10 GAMES											
			125 A	Stony Brook	2 12		269 H	UMBC	8 4		
			125 A	Stony Brook	4 5		269 H	UMBC	7 3		
			125 A	Stony Brook	1 3		269 H	UMBC	16 3		
			172 H	Cornell	1 6		286 A	NJIT	10 0		
			118 H	Bucknell	1 4		141 A	Hartford	2 3		

Non-Div. I Games:

Binghamton

Average RPI Win: 173		WON-LOST RECORD		WINNING PCT. RANK		LAST 10 GAMES		STRENGTH OF SCHEDULE		OPP. STRENGTH OF SCHEDULE		TEAM RPI		ADJ RPI		CONF. RPI		ADJ CONF. RPI			
DIV. I ONLY		12-21-0		.36364 233		3-7-0		79		203		198		.47191 198		15		15			
DIV. I NON-CONF.		8-17-0		.32 243		0-3-0		94		223		242		.45751 242		16		15			
TOTALS		RPI 1-25		RPI 26-50		W-L RECORDS		RPI 51-100		RPI 101-150		RPI 150+									
12-21-0		0-3-0		0-0-0		OVERALL		2-4-0		2-9-0		8-5-0									
7-11-0		0-2-0		0-0-0		HOME		1-1-0		2-4-0		4-4-0									
3-9-0		0-1-0		0-0-0		AWAY		1-2-0		0-5-0		2-1-0									
2-1-0		0-0-0		0-0-0		NEUTRAL		0-1-0		0-0-0		2-0-0									
8-17-0		0-3-0		0-0-0		NON-CONFERENCE		1-3-0		1-7-0		6-4-0									
5-8-0		0-2-0		0-0-0		HOME		0-0-0		1-2-0		4-4-0									
1-8-0		0-1-0		0-0-		AWAY		1-2-0		0-5-0		0-0-0									
2-1-0		0-0-0		0-0-0		NEUTRAL		0-1-0		0-0-0		2-0-0									
4-4-0		0-0-0		0-0-0		CONFERENCE		1-1-0		1-2-0		2-1-0									
2-3-0		0-0-0		0-0-0		HOME		1-1-0		1-2-0		0-0-0									
2-1-0		0-0-0		0-0-0		AWAY		0-0-0		0-0-0		2-1-0									
0-0-0		0-0-0		0-0-0		NEUTRAL		0-0-0		0-0-0		0-0-0									
RPI	S	Opponent		Score		RPI	S	Opponent		Score		RPI	S	Opponent		Score					
8	A	Virginia		2	13			53	N	West Virginia		1	5	106	A	Virginia Tech		5	11		
8	H	Virginia		3	9			74	A	East Carolina		5	2	108	H	William & Mary		5	13		
22	H	Maryland		6	13			74	A	East Carolina		5	6	108	H	William & Mary		6	24		
								74	A	East Carolina		2	4	108	H	William & Mary		9	8		
								97	H	UNC Wilmington		6	5	112	A	St. John's (NY)		2	4		
								97	H	UNC Wilmington		4	6	112	A	St. John's (NY)		5	7		
													112	A	St. John's (NY)		4	15			
													120	H	Seton Hall		4	19			
													120	H	Seton Hall		4	15			
													120	H	Seton Hall		11	3			
													148	A	Radford		5	14			
													162	N	Marshall		8	5			
													172	H	Cornell		8	14			
													172	H	Cornell		8	17			
													172	H	Cornell		16	15			
													197	H	Binghamton		11	9			
													197	H	Binghamton		2	12			
													197	H	Binghamton		7	9			
													197	H	Binghamton		9	2			
													213	A	Hofstra		8	3			
													213	A	Hofstra		2	5			
													213	A	Hofstra		9	4			
													250	H	Longwood		14	7			
													278	N	Rhode Island		8	4			
LAST 10 GAMES																					
				108	H	William & Mary		6	24	213	A	Hofstra		9	4	250	H	Longwood		14	7
				108	H	William & Mary		9	8	213	A	Hofstra		8	3	278	N	Rhode Island		8	4
				108	H	William & Mary		5	13	213	A	Hofstra		2	5						
				148	A	Radford		5	14	106	A	Virginia Tech		5	11						
				8	H	Virginia		3	9	97	H	UNC Wilmington		4	6						

Non-Div. I Games:

James Madison

C  
i  
n  
c  
i  
n  
n  
a  
t  
i

Cinnamati

Average RPI Win: 211		WON-LOST RECORD		WINNING PCT. RANK		LAST 10 GAMES		STRENGTH OF SCHEDULE		OPP. STRENGTH OF SCHEDULE		TEAM RPI		ADJ RPI		CONF. RPI		ADJ CONF. RPI	
DIV. I ONLY		18-21-0		.46154 169		4-6-0		235		176		201		.46995 200		18		18	
DIV. I NON-CONF.		9-15-0		.375 219		1-3-0		184		133		241		.45771 241		21		21	
TOTALS		RPI 1-25		RPI 26-50		W-L RECORDS		RPI 51-100		RPI 101-150		RPI 150+							
18-21-0		0-3-0		0-1-0		OVERALL		1-1-0		2-4-0		15-12-0							
11-7-0		0-0-0		0-0-0		HOME		0-0-0		2-3-0		9-4-0							
7-14-0		0-3-0		0-1-0		AWAY		1-1-0		0-1-0		6-8-0							
0-0-0		0-0-0		0-0-0		NEUTRAL		0-0-0		0-0-0		0-0-0							
9-15-0		0-3-0		0-1-0		NON-CONFERENCE		1-1-0		0-3-0		8-7-0							
7-5-0		0-0-0		0-0-0		HOME		0-0-0		0-2-0		7-3-0							
2-10-0		0-3-0		0-0-		AWAY		1-1-0		0-1-0		1-4-0							
0-0-0		0-0-0		0-0-0		NEUTRAL		0-0-0		0-0-0		0-0-0							
9-6-0		0-0-0		0-0-0		CONFERENCE		0-0-0		2-1-0		7-5-0							
4-2-0		0-0-0		0-0-0		HOME		0-0-0		2-1-0		2-1-0							
5-4-0		0-0-0		0-0-0		AWAY		0-0-0		0-0-0		5-4-0							
0-0-0		0-0-0		0-0-0		NEUTRAL		0-0-0		0-0-0		0-0-0							
RPI	S	Opponent		Score		RPI	S	Opponent		Score		RPI	S	Opponent		Score			
14	A	Vanderbilt		1	9	29	A	Clemson		2	4	68	A	Western Caro.		0	8		
14	A	Vanderbilt		1	4							84	A	North Carolina		3	1		
14	A	Vanderbilt		0	5									111 A Davidson		0	3		
														136 H Kent St.		4	9		
														136 H Kent St.		5	8		
														148 H Radford		7	4		
														148 H Radford		6	0		
														148 H Radford		0	1		
														156 H Akron		6	2		
														156 H Akron		6	5		
														167 A Jacksonville		0	8		
														167 A Jacksonville		4	1		
														167 A Jacksonville		0	4		
														181 H Citadel		2	3		
														202 A Coastal Caro.		3	9		
														202 A Coastal Caro.		2	1		
														202 A Coastal Caro.		11	3		
														210 A Wofford		1	2		
														210 H Wofford		1	2		
														214 A Presbyterian		0	6		
														214 A Presbyterian		1	3		
														214 A Presbyterian		6	4		
														221 H Charlotte		2	11		
														221 H Charlotte		5	2		
														236 A Gardner-Webb		7	3		
														236 A Gardner-Webb		3	2		
														236 A Gardner-Webb		0	8		
														243 A USC Upstate		2	3		
														243 H USC Upstate		13	5		
LAST 10 GAMES				214 A Presbyterian				6	4	148 H Radford				0	1	236 A Gardner-Webb			
				214 A Presbyterian				1	3	148 H Radford				7	4	236 A Gardner-Webb			
				214 A Presbyterian				0	6	148 H Radford				6	0	236 A Gardner-Webb			
				221 H Charlotte				5	2	29 A Clemson				2	4	243 A USC Upstate			
				243 A USC Upstate				2	3	111 A Davidson				0	3	243 H USC Upstate			

Non-Div. I Games:

Winthrop

RPI	S	Opponent	Score	
265	H	N.C. A&T	8	2
267	H	UNC Asheville	4	3
267	H	UNC Asheville	4	3
267	H	UNC Asheville	6	7
291	H	Coppin St.	3	1
291	H	Coppin St.	8	4

Winthrop

W  
i  
n  
t  
h  
r  
o  
p

W  
i  
n  
t  
h  
r  
o  
p

Average RPI Win:		194	WON-LOST RECORD		WINNING PCT. RANK		LAST 10 GAMES		STRENGTH OF SCHEDULE		OPP. STRENGTH OF SCHEDULE		TEAM RPI		ADJ RPI		CONF. RPI		ADJ CONF. RPI	
DIV. I ONLY			12-20-0		.375 226		2-8-0		119		253		202		.46988 201		16		16	
DIV. I NON-CONF.			12-14-0		.46154 177		2-2-0		151		274		170		.48823 169		17		17	
TOTALS		RPI 1-25		RPI 26-50		W-L RECORDS		RPI 51-100		RPI 101-150		RPI 150+								
12-20-0		0-0-0		0-0-0		OVERALL		1-6-0		5-7-0		6-7-0								
5-4-0		0-0-0		0-0-0		HOME		0-3-0		4-1-0		1-0-0								
3-10-0		0-0-0		0-0-0		AWAY		0-1-0		0-4-0		3-5-0								
4-6-0		0-0-0		0-0-0		NEUTRAL		1-2-0		1-2-0		2-2-0								
12-14-0		0-0-0		0-0-0		NON-CONFERENCE		1-3-0		5-4-0		6-7-0								
5-1-0		0-0-0		0-0-0		HOME		0-0-0		4-1-0		1-0-0								
3-7-0		0-0-0		0-0-		AWAY		0-1-0		0-1-0		3-5-0								
4-6-0		0-0-0		0-0-0		NEUTRAL		1-2-0		1-2-0		2-2-0								
0-6-0		0-0-0		0-0-0		CONFERENCE		0-3-0		0-3-0		0-0-0								
0-3-0		0-0-0		0-0-0		HOME		0-3-0		0-0-0		0-0-0								
0-3-0		0-0-0		0-0-0		AWAY		0-0-0		0-3-0		0-0-0								
0-0-0		0-0-0		0-0-0		NEUTRAL		0-0-0		0-0-0		0-0-0								
RPI	S	Opponent	Score	RPI	S	Opponent	Score	RPI	S	Opponent	Score	RPI	S	Opponent	Score					
								54	A	Wake Forest	2 3	105	A	Towson	4 8					
								77	H	Xavier	2 8	105	H	Towson	2 10					
								77	H	Xavier	6 15	105	H	Towson	6 2					
								77	H	Xavier	6 11	105	N	Towson	1 9					
								80	N	Saint Joseph's	2 3	114	N	Iowa	10 1					
								80	N	Saint Joseph's	5 4	114	N	Iowa	1 13					
								80	N	Saint Joseph's	0 15	119	A	Creighton	0 2					
												119	A	Creighton	4 13					
												119	A	Creighton	5 16					
												141	H	Hartford	6 3					
												141	H	Hartford	11 10					
												141	H	Hartford	4 3					
												162	N	Marshall	1 5					
												170	A	George Mason	5 6					
												182	A	UNC Greensboro	3 14					
												182	A	UNC Greensboro	9 10					
												182	A	UNC Greensboro	1 7					
												211	N	Western Mich.	4 6					
												227	N	South Dakota St.	7 4					
												227	N	South Dakota St.	9 4					
												276	A	George Washington	6 2					
												276	H	George Washington	7 6					
				LAST 10 GAMES								300	A	Grambling	6 1					
				119	A	Creighton	5 16	77	H	Xavier	2 8	300	A	Grambling	2 8					
				119	A	Creighton	4 13	77	H	Xavier	6 15	300	A	Grambling						
				119	A	Creighton	0 2	276	A	George Washington	6 2	300	A	Grambling	5 3					
				170	A	George Mason	5 6	300	A	Grambling	5 3									
				77	H	Xavier	6 11	300	A	Grambling	2 8									

**Non-Div. I Games:**

Georgetown



Average RPI Win: 177		WON-LOST	WINNING	LAST 10	STRENGTH OF		OPP. STRENGTH	TEAM	ADJ		CONF.	ADJ CONF.		
Average RPI Loss: 128		RECORD	PCT. RANK	GAMES	SCHEDULE		OF SCHEDULE	RPI	RPI		RPI	RPI		
DIV. I ONLY		17-20-0	.45946	170	6-4-0		195	128	203		.46978	202	18	18
DIV. I NON-CONF.		9-13-0	.40909	203	1-2-0		178	40	247		.45425	247	21	21
TOTALS		RPI 1-25	RPI 26-50		W-L RECORDS		RPI 51-100		RPI 101-150		RPI 150+			
17-20-0		0-1-0	1-2-0		OVERALL		3-6-0		3-5-0		10-6-0			
11-13-0		0-0-0	0-0-0		HOME		2-5-0		1-4-0		8-4-0			
6-7-0		0-1-0	1-2-0		AWAY		1-1-0		2-1-0		2-2-0			
0-0-0		0-0-0	0-0-0		NEUTRAL		0-0-0		0-0-0		0-0-0			
9-13-0		0-1-0	0-0-0		NON-CONFERENCE		3-6-0		1-4-0		5-2-0			
8-10-0		0-0-0	0-0-0		HOME		2-5-0		1-4-0		5-1-0			
1-3-0		0-1-0	0-0-		AWAY		1-1-0		0-0-0		0-1-0			
0-0-0		0-0-0	0-0-0		NEUTRAL		0-0-0		0-0-0		0-0-0			
8-7-0		0-0-0	1-2-0		CONFERENCE		0-0-0		2-1-0		5-4-0			
3-3-0		0-0-0	0-0-0		HOME		0-0-0		0-0-0		3-3-0			
5-4-0		0-0-0	1-2-0		AWAY		0-0-0		2-1-0		2-1-0			
0-0-0		0-0-0	0-0-0		NEUTRAL		0-0-0		0-0-0		0-0-0			
RPI	S	Opponent	Score		RPI	S	Opponent	Score		RPI	S	Opponent	Score	
2	A	South Carolina	0	4	45	A	High Point	0	3	53	H	West Virginia	2	6
					45	A	High Point	8	11	54	H	Wake Forest	7	3
					45	A	High Point	1	0	76	H	Elon	13	4
										83	H	Wichita St.	2	5
										83	H	Wichita St.	0	10
										84	A	North Carolina	3	2
										95	H	Illinois	4	5
										97	A	UNC Wilmington	4	5
										97	H	UNC Wilmington	3	7
								</						

Non-Div. I Games:

Coastal Caro.

Average RPI Win: 197		WON-LOST RECORD		WINNING PCT. RANK		LAST 10 GAMES		STRENGTH OF SCHEDULE		OPP. STRENGTH OF SCHEDULE		TEAM RPI		ADJ RPI		CONF. RPI		ADJ CONF. RPI	
DIV. I ONLY		15-18-0		.45455 179		3-7-0		244		187		204		.46932 203		15		15	
DIV. I NON-CONF.		11-13-0		.45833 179		1-3-0		284		206		248		.44887 248		16		15	
TOTALS		RPI 1-25		RPI 26-50		W-L RECORDS		RPI 51-100		RPI 101-150		RPI 150+							
15-18-0		0-0-0		0-1-0		OVERALL		3-5-0		2-1-0		10-11-0							
6-4-0		0-0-0		0-1-0		HOME		0-1-0		2-1-0		4-1-0							
6-11-0		0-0-0		0-0-0		AWAY		2-4-0		0-0-0		4-6-0							
3-3-0		0-0-0		0-0-0		NEUTRAL		1-0-0		0-0-0		2-3-0							
11-13-0		0-0-0		0-1-0		NON-CONFERENCE		1-4-0		0-0-0		10-8-0							
4-3-0		0-0-0		0-1-0		HOME		0-1-0		0-0-0		4-1-0							
4-7-0		0-0-0		0-0-		AWAY		0-3-0		0-0-0		4-4-0							
3-3-0		0-0-0		0-0-0		NEUTRAL		1-0-0		0-0-0		2-3-0							
4-5-0		0-0-0		0-0-0		CONFERENCE		2-1-0		2-1-0		0-3-0							
2-1-0		0-0-0		0-0-0		HOME		0-0-0		2-1-0		0-0-0							
2-4-0		0-0-0		0-0-0		AWAY		2-1-0		0-0-0		0-3-0							
0-0-0		0-0-0		0-0-0		NEUTRAL		0-0-0		0-0-0		0-0-0							
RPI	S	Opponent		Score	RPI	S	Opponent		Score	RPI	S	Opponent		Score					
					50	H	Bryant		0 3	52	A	Texas A&M		2 10					
										52	A	Texas A&M		2 11					
										52	A	Texas A&M		0 1					
										96	A	Col. of Charleston		5 3					
										96	A	Col. of Charleston		0 3					
										96	A	Col. of Charleston		4 3					
										98	N	Central Mich.		7 5					
										100	H	UConn		0 2					

Non-Div. I Games:

Northeastern

Average RPI Win: Average RPI Loss:	141 100	WON-LOST RECORD	WINNING PCT. RANK	LAST 10 GAMES	STRENGTH OF SCHEDULE	OPP. STRENGTH OF SCHEDULE	TEAM RPI	ADJ RPI	CONF. RPI	ADJ CONF. RPI			
DIV. I ONLY		10-23-0	.30303	267	1-9-0	46	153	205	.46893	204	10	10	
DIV. I NON-CONF.		6-9-0	.4	206	0-1-0	88	200	197	.47408	197	11	11	
<hr/>													
TOTALS	RPI 1-25	RPI 26-50			W-L RECORDS		RPI 51-100		RPI 101-150		RPI 150+		
10-23-0	0-0-0	2-4-0			OVERALL		2-7-0		2-8-0		4-4-0		
7-16-0	0-0-0	2-4-0			HOME		1-5-0		2-5-0		2-2-0		
3-7-0	0-0-0	0-0-0			AWAY		1-2-0		0-3-0		2-2-0		
0-0-0	0-0-0	0-0-0			NEUTRAL		0-0-0		0-0-0		0-0-0		
6-9-0	0-0-0	0-0-0			NON-CONFERENCE		2-4-0		2-5-0		2-0-0		
4-7-0	0-0-0	0-0-0			HOME		1-2-0		2-5-0		1-0-0		
2-2-0	0-0-0	0-0-			AWAY		1-2-0		0-0-0		1-0-0		
0-0-0	0-0-0	0-0-0			NEUTRAL		0-0-0		0-0-0		0-0-0		
4-14-0	0-0-0	2-4-0			CONFERENCE		0-3-0		0-3-0		2-4-0		
3-9-0	0-0-0	2-4-0			HOME		0-3-0		0-0-0		1-2-0		
1-5-0	0-0-0	0-0-0			AWAY		0-0-0		0-3-0		1-2-0		
0-0-0	0-0-0	0-0-0			NEUTRAL		0-0-0		0-0-0		0-0-0		
RPI	S	Opponent	Score	RPI	S	Opponent	Score	RPI	S	Opponent	Score		
				32	H	Old Dominion	6 8	52	A	Texas A&M	5 1		
				32	H	Old Dominion	2 7	52	A	Texas A&M	5 6		
				32	H	Old Dominion	9 6	52	A	Texas A&M	3 5		
				43	H	FIU	2 7	75	H	UAB	2 4		
				43	H	FIU	0 3	75	H	UAB	4 7		
				43	H	FIU	4 2	75	H	UAB	1 8		
								88	H	Northwestern St.	1 2		
								91	H	McNeese St.	6 4		
								91	H	McNeese St.	3 20		
										143	H	Minnesota	3 2
										143	H	Minnesota	2 4
										143	H	Minnesota	1 6
										144	H	UALR	2 11
										157	H	Tulane	3 16
										157	H	Tulane	8 12
										157	H	Tulane	5 2
										166	A	Fla. Atlantic	2 3
										166	A	Fla. Atlantic	3 2
										166	A	Fla. Atlantic	1 3
										300	A	Grambling	4 3
										300	H	Grambling	8 1
<hr/>													
LAST 10 GAMES													
				43	H	FIU	4 2	75	H	UAB	1 8		
				43	H	FIU	0 3	88	H	Northwestern St.	1 2		
				43	H	FIU	2 7	107	A	UTSA	3 6		
				75	H	UAB	4 7	107	A	UTSA	1 10		
				75	H	UAB	2 4	107	A	UTSA	2 3		

**Non-Div. I Games:**

Louisiana Tech

Average RPI Win:		191	WON-LOST RECORD		WINNING PCT. RANK		LAST 10 GAMES		STRENGTH OF SCHEDULE		OPP. STRENGTH OF SCHEDULE		TEAM RPI	ADJ RPI		CONF. RPI	ADJ CONF. RPI
Average RPI Loss:		97															
DIV. I ONLY			14-21-0		.4	209	5-5-0		144		144		205	.46893	204	13	13
DIV. I NON-CONF.			7-14-0		.33333	230	0-1-0		68		215		220	.46569	219	12	12
TOTALS		RPI 1-25		RPI 26-50		W-L RECORDS		RPI 51-100		RPI 101-150		RPI 150+					
14-21-0		0-4-0		0-4-0		OVERALL		0-3-0		1-3-0		13-7-0					
6-12-0		0-3-0		0-3-0		HOME		0-0-0		1-2-0		5-4-0					
3-7-0		0-1-0		0-0-0		AWAY		0-2-0		0-1-0		3-3-0					
5-2-0		0-0-0		0-1-0		NEUTRAL		0-1-0		0-0-0		5-0-0					
7-14-0		0-4-0		0-1-0		NON-CONFERENCE		0-3-0		1-3-0		6-3-0					
3-8-0		0-3-0		0-0-0		HOME		0-0-0		1-2-0		2-3-0					
0-4-0		0-1-0		0-0-		AWAY		0-2-0		0-1-0		0-0-0					
4-2-0		0-0-0		0-1-0		NEUTRAL		0-1-0		0-0-0		4-0-0					
7-7-0		0-0-0		0-3-0		CONFERENCE		0-0-0		0-0-0		7-4-0					
3-4-0		0-0-0		0-3-0		HOME		0-0-0		0-0-0		3-1-0					
3-3-0		0-0-0		0-0-0		AWAY		0-0-0		0-0-0		3-3-0					
1-0-0		0-0-0		0-0-0		NEUTRAL		0-0-0		0-0-0		1-0-0					
RPI	S	Opponent		Score		RPI	S	Opponent		Score		RPI	S	Opponent		Score	
12	A	Cal Poly		0	6	38	N	Arizona St.		6	9	64	A	San Diego St.		4	12
12	H	Cal Poly		0	8	39	H	Pepperdine		2	4	64	A	San Diego St.		3	4
13	H	Washington		1	9	39	H	Pepperdine		0	10	87	N	Oklahoma		4	8
13	H	Washington		4	6	39	H	Pepperdine		0	1						
														104 A Nevada		4	9
														104 H Nevada		1	4
														104 H Nevada		4	3
														145 H UC Davis		2	3
														151 A Gonzaga		6	5
														151 A Gonzaga		1	2
														151 A Gonzaga		1	2
														151 N Gonzaga		3	2
														159 A Pacific		6	2
														159 A Pacific		0	7
														159 A Pacific		7	6
														159 H Pacific		9	8
														191 H Penn St.		6	3
														191 H Penn St.		10	5
														191 H Penn St.		5	6
														194 H Boston College		6	8
														194 H Boston College		1	4
														208 N Notre Dame		2	1
														208 N Notre Dame		8	7
														222 H Portland		7	3
														222 H Portland		1	9
														222 H Portland		3	1
								LAST 10 GAMES						261 N Incarnate Word		16	3
								151 A Gonzaga		1	2			222 H Portland		7	3
								151 A Gonzaga		1	2			222 H Portland		1	9
								151 A Gonzaga		6	5			159 A Pacific		7	6
								104 A Nevada		4	9			159 A Pacific		0	7
								222 H Portland		3	1			159 A Pacific		6	2

Non-Div. I Games:

Santa Clara

Average RPI Win: 239		WON-LOST	WINNING	LAST 10	STRENGTH OF		OPP. STRENGTH	TEAM	ADJ	CONF.	ADJ CONF.
Average RPI Loss: 118		RECORD	PCT. RANK	GAMES	SCHEDULE		OF SCHEDULE	RPI	RPI	RPI	RPI
DIV. I ONLY		9-18-0	.33333	250	6-3-0		138	234	199	.46829	206
DIV. I NON-CONF.		2-15-0	.11765	293	0-0-0		58	76	255	.44148	261
TOTALS		RPI 1-25	RPI 26-50		W-L RECORDS		RPI 51-100		RPI 101-150		RPI 150+
9-18-0		0-3-0	0-4-0		OVERALL		0-0-0		1-5-0		8-6-0
3-1-0		0-0-0	0-0-0		HOME		0-0-0		0-0-0		3-1-0
5-12-0		0-3-0	0-4-0		AWAY		0-0-0		1-3-0		4-2-0
1-5-0		0-0-0	0-0-0		NEUTRAL		0-0-0		0-2-0		1-3-0
2-15-0		0-3-0	0-4-0		NON-CONFERENCE		0-0-0		1-5-0		1-3-0
0-0-0		0-0-0	0-0-0		HOME		0-0-0		0-0-0		0-0-0
1-10-0		0-3-0	0-0-		AWAY		0-0-0		1-3-0		0-0-0
1-5-0		0-0-0	0-0-0		NEUTRAL		0-0-0		0-2-0		1-3-0
7-3-0		0-0-0	0-0-0		CONFERENCE		0-0-0		0-0-0		7-3-0
3-1-0		0-0-0	0-0-0		HOME		0-0-0		0-0-0		3-1-0
4-2-0		0-0-0	0-0-0		AWAY		0-0-0		0-0-0		4-2-0
0-0-0		0-0-0	0-0-0		NEUTRAL		0-0-0		0-0-0		0-0-0
RPI S	Opponent	Score	RPI S	Opponent	Score	RPI S	Opponent	Score	RPI S	Opponent	Score
19 A	Indiana St.	2 4	27 A	Louisville	0 8				102 A	Evansville	0 1
19 A	Indiana St.	4 7	27 A	Louisville	2 5				102 A	Evansville	0 1
19 A	Indiana St.	5 8	37 A	Illinois St.	3 5				102 A	Evansville	12 1
			37 A	Illinois St.	2 11				124 A	Nicholls St.	1 2
									131 N	La.-Monroe	5 6
									131 N	La.-Monroe	2 6
									164 N	Southern Ill.	3 10
									227 H	South Dakota St.	2 5
									227 H	South Dakota St.	1 0
									231 N	Butler	5 10
									231 N	Butler	11 2
									231 N	Butler	0 2
									234 A	Omaha	3 7
									234 A	Omaha	2 0
									255 A	IPFW	3 0
									255 A	IPFW	8 9
									255 A	IPFW	21 14
									255 A	IPFW	11 9
									295 H	North Dakota St.	4 3
									295 H	North Dakota St.	9 8
			LAST 10 GAMES								
			255 A	IPFW	11 9	234 A	Omaha	3 7			
			255 A	IPFW	21 14	295 H	North Dakota St.	9 8			
			255 A	IPFW	8 9	295 H	North Dakota St.	4 3			
			255 A	IPFW	3 0	227 H	South Dakota St.	2 5			
			234 A	Omaha	2 0	227 H	South Dakota St.	1 0			

Non-Div. I Games: Ill.-Springfield 10 17

Western Ill.

Average RPI Win: 161		WON-LOST RECORD		WINNING PCT. RANK		LAST 10 GAMES		STRENGTH OF SCHEDULE		OPP. STRENGTH OF SCHEDULE		TEAM RPI		ADJ RPI		CONF. RPI		ADJ CONF. RPI	
DIV. I ONLY		14-22-0		.38889 217		4-5-0		92		236		207		.46824 207		21		21	
DIV. I NON-CONF.		8-13-0		.38095 216		1-2-0		111		168		234		.46076 233		22		22	
TOTALS		RPI 1-25		RPI 26-50		W-L RECORDS		RPI 51-100		RPI 101-150		RPI 150+							
14-22-0		0-2-0		0-0-0		OVERALL		2-7-0		4-5-0		8-8-0							
10-13-0		0-0-0		0-0-0		HOME		1-3-0		3-3-0		6-7-0							
3-9-0		0-2-0		0-0-0		AWAY		0-4-0		1-2-0		2-1-0							
1-0-0		0-0-0		0-0-0		NEUTRAL		1-0-0		0-0-0		0-0-0							
8-13-0		0-2-0		0-0-0		NON-CONFERENCE		1-5-0		3-3-0		4-3-0							
7-7-0		0-0-0		0-0-0		HOME		0-1-0		3-3-0		4-3-0							
0-6-0		0-2-0		0-0-		AWAY		0-4-0		0-0-0		0-0-0							
1-0-0		0-0-0		0-0-0		NEUTRAL		1-0-0		0-0-0		0-0-0							
6-9-0		0-0-0		0-0-0		CONFERENCE		1-2-0		1-2-0		4-5-0							
3-6-0		0-0-0		0-0-0		HOME		1-2-0		0-0-0		2-4-0							
3-3-0		0-0-0		0-0-0		AWAY		0-0-0		1-2-0		2-1-0							
0-0-0		0-0-0		0-0-0		NEUTRAL		0-0-0		0-0-0		0-0-0							
RPI	S	Opponent		Score		RPI	S	Opponent		Score		RPI	S	Opponent		Score			
18	A	Tennessee		7	8							102	H	Evansville		9	10		
19	A	Indiana St.		0	3							59	A	Western Ky.		2	5		
												73	A	Baylor		1	12		
												73	A	Baylor		2	5		
												73	A	Baylor		1	15		
												85	H	Southeast Mo. St.		7	19		
												85	H	Southeast Mo. St.		22	4		
												85	H	Southeast Mo. St.		9	10		
												92	H	Lipscomb		6	14		

Non-Div. I Games:

Austin Peay

Average RPI Win: 188		WON-LOST RECORD		WINNING PCT. RANK		LAST 10 GAMES		STRENGTH OF SCHEDULE		OPP. STRENGTH OF SCHEDULE		TEAM RPI		ADJ RPI		CONF. RPI		ADJ CONF. RPI	
DIV. I ONLY		13-21-0		.38235 220		5-5-0		197		75		208		.46781 208		3		3	
DIV. I NON-CONF.		10-6-0		.625 70		3-0-0		279		156		145		.50294 145		4		4	
TOTALS		RPI 1-25		RPI 26-50		W-L RECORDS		RPI 51-100		RPI 101-150		RPI 150+							
13-21-0		0-3-0		0-3-0		OVERALL		0-4-0		2-6-0		11-5-0							
5-6-0		0-0-0		0-0-0		HOME		0-3-0		1-2-0		4-1-0							
4-11-0		0-3-0		0-3-0		AWAY		0-0-0		1-3-0		3-2-0							
4-4-0		0-0-0		0-0-0		NEUTRAL		0-1-0		0-1-0		4-2-0							
10-6-0		0-0-0		0-0-0		NON-CONFERENCE		0-1-0		1-1-0		9-4-0							
2-0-0		0-0-0		0-0-0		HOME		0-0-0		0-0-0		2-0-0							
4-2-0		0-0-0		0-0-		AWAY		0-0-0		1-0-0		3-2-0							
4-4-0		0-0-0		0-0-0		NEUTRAL		0-1-0		0-1-0		4-2-0							
3-15-0		0-3-0		0-3-0		CONFERENCE		0-3-0		1-5-0		2-1-0							
3-6-0		0-0-0		0-0-0		HOME		0-3-0		1-2-0		2-1-0							
0-9-0		0-3-0		0-3-0		AWAY		0-0-0		0-3-0		0-0-0							
0-0-0		0-0-0		0-0-0		NEUTRAL		0-0-0		0-0-0		0-0-0							
RPI	S	Opponent		Score	RPI	S	Opponent		Score	RPI	S	Opponent		Score	RPI	S	Opponent		Score
4	A	Florida St.		7 8	44	A	North Carolina St.		0 1	54	H	Wake Forest		0 1	103	A	Michigan		9 1
4	A	Florida St.		2 11	44	A	North Carolina St.		0 7	54	H	Wake Forest		2 10	103	N	Michigan		2 4
4	A	Florida St.		3 4	44	A	North Carolina St.		3 5	54	H	Wake Forest		5 7	106	H	Virginia Tech		4 5
										82	N	UCLA		1 2	106	H	Virginia Tech		3 8
															106	H	Virginia Tech		2 1
															137	A	Duke		3 4
															137	A	Duke		0 1
															137	A	Duke		1 4
															151	N	Gonzaga		3 2
															166	A	Fla. Atlantic		3 13
															166	A	Fla. Atlantic		6 16
															166	A	Fla. Atlantic		9 2
															171	H	Valparaiso		4 1
															171	H	Valparaiso		11 1
															183	A	Appalachian St.		13 9
															183	N	Appalachian St.		4 3
															194	H	Boston College		7 0
															194	H	Boston College		1 4
															194	H	Boston College		4 2
															204	N	Santa Clara		7 8
															204	N	Santa Clara		1 2
															261	N	Incarnate Word		8 2
															281	A	Chicago St.		6 1
															285	N	Youngstown St.		6 3
					LAST 10 GAMES														
										4	A	Florida St.		3 4					
										4	A	Florida St.		2 11					
										4	A	Florida St.		7 8					
										103	A	Michigan		9 1	171	H	Valparaiso		11 1
										281	A	Chicago St.		6 1	54	H	Wake Forest		5 7

Non-Div. I Games: Robert Morris-Chi. 3 0

Notre Dame

Average RPI Win:		165	WON-LOST RECORD		WINNING PCT. RANK		LAST 10 GAMES		STRENGTH OF SCHEDULE		OPP. STRENGTH OF SCHEDULE		TEAM RPI		ADJ RPI		CONF. RPI		ADJ CONF. RPI	
DIV. I ONLY			13-21-0		.38235 220		1-9-0		140		186		209		.46768 209		13		13	
DIV. I NON-CONF.			7-14-0		.33333 230		0-2-0		96		246		233		.46135 232		12		12	
TOTALS		RPI 1-25		RPI 26-50		W-L RECORDS		RPI 51-100		RPI 101-150		RPI 150+								
13-21-0		0-1-0		1-5-0		OVERALL		2-3-0		3-7-0		7-5-0								
8-10-0		0-0-0		0-3-0		HOME		2-3-0		3-3-0		3-1-0								
5-11-0		0-1-0		1-2-0		AWAY		0-0-0		0-4-0		4-4-0								
0-0-0		0-0-0		0-0-0		NEUTRAL		0-0-0		0-0-0		0-0-0								
7-14-0		0-1-0		1-2-0		NON-CONFERENCE		2-3-0		1-3-0		3-5-0								
5-6-0		0-0-0		0-0-0		HOME		2-3-0		1-2-0		2-1-0								
2-8-0		0-1-0		1-0-		AWAY		0-0-0		0-1-0		1-4-0								
0-0-0		0-0-0		0-0-0		NEUTRAL		0-0-0		0-0-0		0-0-0								
6-7-0		0-0-0		0-3-0		CONFERENCE		0-0-0		2-4-0		4-0-0								
3-4-0		0-0-0		0-3-0		HOME		0-0-0		2-1-0		1-0-0								
3-3-0		0-0-0		0-0-0		AWAY		0-0-0		0-3-0		3-0-0								
0-0-0		0-0-0		0-0-0		NEUTRAL		0-0-0		0-0-0		0-0-0								
RPI	S	Opponent		Score		RPI	S	Opponent		Score		RPI	S	Opponent		Score				
12	A	Cal Poly		2	6	39	H	Pepperdine		4	10	61	H	Kansas St.		7	3			
						39	H	Pepperdine		2	6	61	H	Kansas St.		4	9			
						39	H	Pepperdine		1	8	64	H	San Diego St.		6	16			
						48	A	Cal St. Fullerton		6	0	64	H	San Diego St.		2	0			
						48	A	Cal St. Fullerton		5	6	64	H	San Diego St.		4	7			
						48	A	Cal St. Fullerton		2	4									
								LAST 10 GAMES												
						140	A	Loyola Marymount		5	7	39	H	Pepperdine		4	10			
						140	A	Loyola Marymount		1	11	39	H	Pepperdine		2	6			
						140	A	Loyola Marymount		3	4	145	A	UC Davis		1	4			
						12	A	Cal Poly		2	6	147	H	BYU		6	1			
						39	H	Pepperdine		1	8	147	H	BYU		3	4			

**Non-Div. I Games:**

St. Mary's (CA)



Average RPI Win:	220	WON-LOST	WINNING	LAST 10	STRENGTH OF	OPP. STRENGTH	TEAM	ADJ	CONF.	ADJ CONF.	
Average RPI Loss:	151	RECORD	PCT. RANK	GAMES	SCHEDULE	OF SCHEDULE	RPI	RPI	RPI	RPI	
DIV. I ONLY	20-17-0	.54054	124	4-6-0	243	227	210	.46759	210	12	12
DIV. I NON-CONF.	17-8-0	.68	47	2-1-0	296	272	230	.46183	229	18	18
<hr/>											
TOTALS	RPI 1-25	RPI 26-50		W-L RECORDS		RPI 51-100		RPI 101-150		RPI 150+	
20-17-0	0-0-0	1-1-0		OVERALL		1-6-0		1-2-0		17-8-0	
13-11-0	0-0-0	0-0-0		HOME		1-3-0		0-0-0		12-8-0	
6-6-0	0-0-0	1-1-0		AWAY		0-3-0		1-2-0		4-0-0	
1-0-0	0-0-0	0-0-0		NEUTRAL		0-0-0		0-0-0		1-0-0	
<hr/>											
17-8-0	0-0-0	1-1-0		NON-CONFERENCE		0-1-0		0-0-0		16-6-0	
11-7-0	0-0-0	0-0-0		HOME		0-1-0		0-0-0		11-6-0	
5-1-0	0-0-0	1-0-		AWAY		0-0-0		0-0-0		4-0-0	
1-0-0	0-0-0	0-0-0		NEUTRAL		0-0-0		0-0-0		1-0-0	
<hr/>											
3-9-0	0-0-0	0-0-0		CONFERENCE		1-5-0		1-2-0		1-2-0	
2-4-0	0-0-0	0-0-0		HOME		1-2-0		0-0-0		1-2-0	
1-5-0	0-0-0	0-0-0		AWAY		0-3-0		1-2-0		0-0-0	
0-0-0	0-0-0	0-0-0		NEUTRAL		0-0-0		0-0-0		0-0-0	
<hr/>											
RPI	S	Opponent	Score	RPI	S	Opponent	Score	RPI	S	Opponent	Score
				32	A	Old Dominion	2 15	68	A	Western Caro.	1 6
				32	A	Old Dominion	4 1	68	A	Western Caro.	4 11
								68	A	Western Caro.	4 11
								76	H	Elon	7 2
								76	H	Elon	2 12
								76	H	Elon	9 10
								89	H	Ball St.	4 6

Non-Div. I Games:

Wofford

RPI	S	Opponent	Score
294	H	Alcorn	9 4

Wofford

Average RPI Win: 207		WON-LOST	WINNING	LAST 10	STRENGTH OF		OPP. STRENGTH	TEAM	ADJ	CONF.	ADJ CONF.
Average RPI Loss: 133		RECORD	PCT. RANK	GAMES	SCHEDULE		OF SCHEDULE	RPI	RPI	RPI	RPI
DIV. I ONLY		13-18-0	.41935	199	3-7-0		256	156	211	.46683	211
DIV. I NON-CONF.		9-10-0	.47368	170	0-1-0		170	157	127	.51259	127
TOTALS		RPI 1-25	RPI 26-50		W-L RECORDS		RPI 51-100		RPI 101-150		RPI 150+
13-18-0	0-0-0	1-2-0		OVERALL		0-3-0		1-7-0		11-6-0	
1-2-0	0-0-0	0-0-0		HOME		0-0-0		0-0-0		1-2-0	
6-11-0	0-0-0	1-2-0		AWAY		0-3-0		1-4-0		4-2-0	
6-5-0	0-0-0	0-0-0		NEUTRAL		0-0-0		0-3-0		6-2-0	
9-10-0	0-0-0	1-2-0		NON-CONFERENCE		0-3-0		0-2-0		8-3-0	
0-0-0	0-0-0	0-0-0		HOME		0-0-0		0-0-0		0-0-0	
3-8-0	0-0-0	1-0-		AWAY		0-3-0		0-2-0		2-1-0	
6-2-0	0-0-0	0-0-0		NEUTRAL		0-0-0		0-0-0		6-2-0	
4-8-0	0-0-0	0-0-0		CONFERENCE		0-0-0		1-5-0		3-3-0	
1-2-0	0-0-0	0-0-0		HOME		0-0-0		0-0-0		1-2-0	
3-3-0	0-0-0	0-0-0		AWAY		0-0-0		1-2-0		2-1-0	
0-3-0	0-0-0	0-0-0		NEUTRAL		0-0-0		0-3-0		0-0-0	
RPI S	Opponent	Score	RPI S	Opponent	Score	RPI S	Opponent	Score	RPI S	Opponent	Score
			27 A	Louisville	8 21	57 A	Memphis	2 3	103 A	Michigan	4 12
			27 A	Louisville	4 2	57 A	Memphis	2 5	110 N	Buffalo	4 5
			27 A	Louisville	0 8	57 A	Memphis	2 4	110 N	Buffalo	7 8
									110 N	Buffalo	3 7
									115 A	Miami (OH)	2 1
									115 A	Miami (OH)	6 7
									115 A	Miami (OH)	3 11
									134 A	Michigan St.	3 11
									186 H	Bowling Green	1 3
									186 H	Bowling Green	6 2
									186 H	Bowling Green	9 12
									194 N	Boston College	5 3
									201 N	Georgetown	6 4
									203 N	Northeastern	2 1
									217 N	Maine	4 1
									231 A	Butler	2 3
									231 A	Butler	9 3
									231 A	Butler	11 1
									234 N	Omaha	1 3
									237 N	Lehigh	4 5
									237 N	Lehigh	15 6
									256 N	St. Bonaventure	5 1
									296 A	Ohio	4 0
									296 A	Ohio	3 5
									296 A	Ohio	4 2
LAST 10 GAMES			110 N	Buffalo	3 7	186 H	Bowling Green	6 2	296 A	Ohio	4 0
			110 N	Buffalo	4 5	186 H	Bowling Green	1 3	296 A	Ohio	3 5
			110 N	Buffalo	7 8	296 A	Ohio	4 0	296 A	Ohio	4 2
			134 A	Michigan St.	3 11	296 A	Ohio	4 2			
			186 H	Bowling Green	9 12	296 A	Ohio	3 5			

Non-Div. I Games:

Western Mich.

Average RPI Win: 174		WON-LOST	WINNING	LAST 10	STRENGTH OF		OPP. STRENGTH	TEAM	ADJ	CONF.	ADJ CONF.
Average RPI Loss: 109		RECORD	PCT. RANK	GAMES	SCHEDULE		OF SCHEDULE	RPI	RPI	RPI	RPI
DIV. I ONLY		9-24-1	.27941	281	75		206	212	.46609	212	19
DIV. I NON-CONF.		4-17-1	.20455	279	8		232	188	.47887	187	13
TOTALS		RPI 1-25	RPI 26-50		W-L RECORDS		RPI 51-100		RPI 101-150		RPI 150+
9-24-1		0-7-0	1-1-1		OVERALL		0-2-0		1-6-0		7-8-0
3-5-0		0-0-0	1-0-0		HOME		0-0-0		1-2-0		1-3-0
5-11-1		0-7-0	0-1-1		AWAY		0-0-0		0-0-0		5-3-0
1-8-0		0-0-0	0-0-0		NEUTRAL		0-2-0		0-4-0		1-2-0
4-17-1		0-7-0	1-1-1		NON-CONFERENCE		0-2-0		0-4-0		3-3-0
1-1-0		0-0-0	1-0-0		HOME		0-0-0		0-0-0		0-1-0
2-8-1		0-7-0	0-1-		AWAY		0-0-0		0-0-0		2-0-0
1-8-0		0-0-0	0-0-0		NEUTRAL		0-2-0		0-4-0		1-2-0
5-7-0		0-0-0	0-0-0		CONFERENCE		0-0-0		1-2-0		4-5-0
2-4-0		0-0-0	0-0-0		HOME		0-0-0		1-2-0		1-2-0
3-3-0		0-0-0	0-0-0		AWAY		0-0-0		0-0-0		3-3-0
0-0-0		0-0-0	0-0-0		NEUTRAL		0-0-0		0-0-0		0-0-0
RPI S	Opponent	Score	RPI S	Opponent	Score	RPI S	Opponent	Score	RPI S	Opponent	Score
12 A	Cal Poly	1 10	37 H	Illinois St.	7 6	90 N	Missouri St.	0 11	110 H	Buffalo	15 9
12 A	Cal Poly	2 4	49 A	New Mexico	0 12	90 N	Missouri St.	8 9	110 H	Buffalo	1 3
12 A	Cal Poly	9 11	49 A	New Mexico	3 3				110 H	Buffalo	2 3
24 A	Oregon St.	0 2							113 N	Bradley	1 5
24 A	Oregon St.	2 12							143 N	Minnesota	5 11
24 A	Oregon St.	0 6							143 N	Minnesota	2 3
24 A	Oregon St.	0 10							143 N	Minnesota	4 6
									154 H	Toledo	7 0
									154 H	Toledo	4 6
									154 H	Toledo	4 10
									164 N	Southern Ill.	1 2
									164 N	Southern Ill.	1 0
									164 N	Southern Ill.	1 3
									171 A	Valparaiso	10 6
									186 A	Bowling Green	3 7
									186 A	Bowling Green	9 0
									186 A	Bowling Green	1 4
									246 H	Milwaukee	2 3
									247 A	Eastern Mich.	4 8
									247 A	Eastern Mich.	10 2
									247 A	Eastern Mich.	5 3
									248 A	Ill.-Chicago	8 7
			LAST 10 GAMES								
			171 A	Valparaiso	10 6	37 H	Illinois St.	7 6			
			247 A	Eastern Mich.	4 8	154 H	Toledo	7 0			
			247 A	Eastern Mich.	5 3	154 H	Toledo	4 6			
			247 A	Eastern Mich.	10 2	154 H	Toledo	4 10			
			246 H	Milwaukee	2 3	186 A	Bowling Green	3 7			

Non-Div. I Games:

Northern Ill.

Average RPI Win:	204	WON-LOST RECORD	WINNING PCT. RANK	LAST 10 GAMES	STRENGTH OF SCHEDULE	OPP. STRENGTH OF SCHEDULE	TEAM RPI	ADJ RPI	CONF. RPI	ADJ CONF. RPI	
DIV. I ONLY	12-12-0	.5	141	5-4-0	279	152	213	.4658	213	15	15
DIV. I NON-CONF.	9-9-0	.5	141	2-1-0	286	228	225	.46424	224	16	15
<hr/>											
TOTALS	RPI 1-25	RPI 26-50		W-L RECORDS	RPI 51-100		RPI 101-150		RPI 150+		
12-12-0	0-0-0	0-0-0		OVERALL	2-2-0		1-4-0		9-6-0		
4-3-0	0-0-0	0-0-0		HOME	0-0-0		0-1-0		4-2-0		
6-8-0	0-0-0	0-0-0		AWAY	2-2-0		1-3-0		3-3-0		
2-1-0	0-0-0	0-0-0		NEUTRAL	0-0-0		0-0-0		2-1-0		
9-9-0	0-0-0	0-0-0		NON-CONFERENCE	0-1-0		1-4-0		8-4-0		
3-1-0	0-0-0	0-0-0		HOME	0-0-0		0-1-0		3-0-0		
4-7-0	0-0-0	0-0-		AWAY	0-1-0		1-3-0		3-3-0		
2-1-0	0-0-0	0-0-0		NEUTRAL	0-0-0		0-0-0		2-1-0		
3-3-0	0-0-0	0-0-0		CONFERENCE	2-1-0		0-0-0		1-2-0		
1-2-0	0-0-0	0-0-0		HOME	0-0-0		0-0-0		1-2-0		
2-1-0	0-0-0	0-0-0		AWAY	2-1-0		0-0-0		0-0-0		
0-0-0	0-0-0	0-0-0		NEUTRAL	0-0-0		0-0-0		0-0-0		
RPI	S	Opponent	Score	RPI	S	Opponent	Score	RPI	S	Opponent	Score
						67 A Rutgers	5 13			112 H St. John's (NY)	4 12
						97 A UNC Wilmington	11 5			128 A Grand Canyon	3 10
						97 A UNC Wilmington	3 1			128 A Grand Canyon	2 9
						97 A UNC Wilmington	2 9			128 A Grand Canyon	1 8
										128 A Grand Canyon	7 5
										180 A Furman	4 2
										180 A Furman	4 5
										191 N Penn St.	4 10
										191 N Penn St.	5 2
										191 N Penn St.	5 0
										198 H James Madison	3 8
										198 H James Madison	4 9
										198 H James Madison	5 2
										252 H Fordham	11 4
										261 A Incarnate Word	1 2
										261 A Incarnate Word	4 2
										261 A Incarnate Word	9 3
										261 A Incarnate Word	3 8
										284 H Manhattan	8 2
										302 H NYIT	3 2
LAST 10 GAMES											
						97 A UNC Wilmington	3 1			198 H James Madison	5 2
						97 A UNC Wilmington	11 5			302 H NYIT	3 2
						97 A UNC Wilmington	2 9			284 H Manhattan	8 2
						198 H James Madison	4 9			112 H St. John's (NY)	4 12
						198 H James Madison	3 8			252 H Fordham	11 4

Non-Div. I Games: Farmingdale St. 13 0

Hofstra

Average RPI Win: 227		WON-LOST RECORD		WINNING PCT. RANK		LAST 10 GAMES		STRENGTH OF SCHEDULE		OPP. STRENGTH OF SCHEDULE		TEAM RPI		ADJ RPI		CONF. RPI		ADJ CONF. RPI	
DIV. I ONLY		12-23-1		.34722 244		2-8-0		127		168		214		.46561 214		18		18	
DIV. I NON-CONF.		7-13-1		.35714 224		0-1-0		188		147		228		.46259 227		21		21	
TOTALS		RPI 1-25		RPI 26-50		W-L RECORDS		RPI 51-100		RPI 101-150		RPI 150+							
12-23-1		0-4-0		1-4-0		OVERALL		0-4-0		0-5-0		11-6-1							
7-6-1		0-3-0		0-0-0		HOME		0-0-0		0-2-0		7-1-1							
2-14-0		0-1-0		1-4-0		AWAY		0-4-0		0-3-0		1-2-0							
3-3-0		0-0-0		0-0-0		NEUTRAL		0-0-0		0-0-0		3-3-0							
7-13-1		0-1-0		1-4-0		NON-CONFERENCE		0-1-0		0-2-0		6-5-1							
2-2-1		0-0-0		0-0-0		HOME		0-0-0		0-2-0		2-0-1							
2-8-0		0-1-0		1-0-		AWAY		0-1-0		0-0-0		1-2-0							
3-3-0		0-0-0		0-0-0		NEUTRAL		0-0-0		0-0-0		3-3-0							
5-10-0		0-3-0		0-0-0		CONFERENCE		0-3-0		0-3-0		5-1-0							
5-4-0		0-3-0		0-0-0		HOME		0-0-0		0-0-0		5-1-0							
0-6-0		0-0-0		0-0-0		AWAY		0-3-0		0-3-0		0-0-0							
0-0-0		0-0-0		0-0-0		NEUTRAL		0-0-0		0-0-0		0-0-0							
RPI	S	Opponent		Score		RPI	S	Opponent		Score		RPI	S	Opponent		Score			
2	A	South Carolina		0	4	29	A	Clemson		2	4	63	A	VMI		2	15		
16	H	Liberty		0	8	41	A	Georgia		0	11	63	A	VMI		5	6		
16	H	Liberty		0	8	47	A	Auburn		5	12	63	A	VMI		4	5		
16	H	Liberty		0	5	47	A	Auburn		10	6	68	A	Western Caro.		0	16		
						47	A	Auburn		0	3								

Non-Div. I Games:

Presbyterian

Average RPI Win:	244	WON-LOST	WINNING	LAST 10	STRENGTH OF	OPP. STRENGTH	TEAM	ADJ	CONF.	ADJ CONF.	
Average RPI Loss:	227	RECORD	PCT. RANK	GAMES	SCHEDULE	OF SCHEDULE	RPI	RPI	RPI	RPI	
DIV. I ONLY	18-11-0	.62069	67	7-3-0	284	274	215	.4656	215	30	30
DIV. I NON-CONF.	10-7-0	.58824	91	2-2-0	256	257	212	.46812	211	31	31
TOTALS	RPI 1-25	RPI 26-50	W-L RECORDS	RPI 51-100	RPI 101-150	RPI 150+					
18-11-0	0-0-0	0-0-0	OVERALL	0-0-0	2-3-0	16-8-0					
10-6-0	0-0-0	0-0-0	HOME	0-0-0	2-2-0	8-4-0					
8-5-0	0-0-0	0-0-0	AWAY	0-0-0	0-1-0	8-4-0					
0-0-0	0-0-0	0-0-0	NEUTRAL	0-0-0	0-0-0	0-0-0					
10-7-0	0-0-0	0-0-0	NON-CONFERENCE	0-0-0	2-3-0	8-4-0					
9-4-0	0-0-0	0-0-0	HOME	0-0-0	2-2-0	7-2-0					
1-3-0	0-0-0	0-0-	AWAY	0-0-0	0-1-0	1-2-0					
0-0-0	0-0-0	0-0-0	NEUTRAL	0-0-0	0-0-0	0-0-0					
8-4-0	0-0-0	0-0-0	CONFERENCE	0-0-0	0-0-0	8-4-0					
1-2-0	0-0-0	0-0-0	HOME	0-0-0	0-0-0	1-2-0					
7-2-0	0-0-0	0-0-0	AWAY	0-0-0	0-0-0	7-2-0					
0-0-0	0-0-0	0-0-0	NEUTRAL	0-0-0	0-0-0	0-0-0					
RPI	S	Opponent	Score	RPI	S	Opponent	Score	RPI	S	Opponent	Score
								105	A	Towson	1 4
								105	H	Towson	4 3
								118	H	Bucknell	1 0
								127	H	Penn	1 4
								127	H	Penn	9 17
								156	H	Akron	4 0
								156	H	Akron	10 11
								156	H	Akron	13 1
								239	H	Saint Peter's	6 3
								239	H	Saint Peter's	13 7
								239	H	Saint Peter's	8 6
								264	H	Iona	8 7
								264	H	Iona	5 6
								269	A	UMBC	5 17
								269	H	UMBC	16 9
								276	A	George Washington	7 5
								289	A	Navy	1 12
								290	A	Norfolk St.	12 1
								290	A	Norfolk St.	1 2
								290	A	Norfolk St.	18 8
								290	A	Norfolk St.	19 10
								290	A	Norfolk St.	14 10
								290	A	Norfolk St.	5 7
								291	A	Coppin St.	10 1
								291	A	Coppin St.	15 7
								291	A	Coppin St.	15 5
								291	H	Coppin St.	6 7
LAST 10 GAMES								290	A	Norfolk St.	19 10
								290	A	Norfolk St.	14 10
								290	A	Norfolk St.	5 7
								291	A	Coppin St.	10 1
								291	A	Coppin St.	15 7
								291	A	Coppin St.	15 5
								291	H	Coppin St.	6 7
								290	A	Norfolk St.	19 10
								290	A	Norfolk St.	14 10
								290	A	Norfolk St.	5 7
								291	A	Coppin St.	10 1
								291	A	Coppin St.	15 7
								291	A	Coppin St.	15 5
								291	H	Coppin St.	6 7

Non-Div. I Games:

Delaware St.

Delaware.

Delaware.

Delaware St.



Average RPI Win: 207		WON-LOST RECORD	WINNING PCT. RANK		LAST 10 GAMES	STRENGTH OF SCHEDULE	OPP. STRENGTH OF SCHEDULE	TEAM RPI	ADJ RPI		CONF. RPI	ADJ CONF. RPI	
Average RPI Loss: 164													
DIV. I ONLY		15-17-0	.46875	166	7-3-0	260	173	216	.46489	216	23	23	
DIV. I NON-CONF.		7-13-0	.35	228	2-0-0	152	184	211	.46862	210	25	25	
TOTALS		RPI 1-25	RPI 26-50		W-L RECORDS		RPI 51-100		RPI 101-150		RPI 150+		
15-17-0	0-0-0		0-0-0		OVERALL		2-2-0		0-7-0		13-8-0		
8-3-0	0-0-0		0-0-0		HOME		0-0-0		0-0-0		8-3-0		
6-10-0	0-0-0		0-0-0		AWAY		1-1-0		0-4-0		5-5-0		
1-4-0	0-0-0		0-0-0		NEUTRAL		1-1-0		0-3-0		0-0-0		
7-13-0	0-0-0		0-0-0		NON-CONFERENCE		2-2-0		0-7-0		5-4-0		
3-2-0	0-0-0		0-0-0		HOME		0-0-0		0-0-0		3-2-0		
3-7-0	0-0-0		0-0-		AWAY		1-1-0		0-4-0		2-2-0		
1-4-0	0-0-0		0-0-0		NEUTRAL		1-1-0		0-3-0		0-0-0		
8-4-0	0-0-0		0-0-0		CONFERENCE		0-0-0		0-0-0		8-4-0		
5-1-0	0-0-0		0-0-0		HOME		0-0-0		0-0-0		5-1-0		
3-3-0	0-0-0		0-0-0		AWAY		0-0-0		0-0-0		3-3-0		
0-0-0	0-0-0		0-0-0		NEUTRAL		0-0-0		0-0-0		0-0-0		
RPI	S	Opponent	Score	RPI	S	Opponent	Score	RPI	S	Opponent	Score		
						66 A	Ohio St.	8	5	113 N	Bradley	0	5
						77 N	Xavier	1	16	113 N	Bradley	5	11
						89 N	Ball St.	4	3	113 N	Bradley	5	8
						92 A	Lipscomb	3	12	115 A	Miami (OH)	4	8
										135 A	Wright St.	1	13
										135 A	Wright St.	4	8
										142 A	Middle Tenn.	6	8
										154 H	Toledo	6	11
										163 H	Canisius	5	3
										163 H	Canisius	9	4
										185 H	Richmond	2	4
										185 H	Richmond	10	9
										185 H	Richmond	19	10
										193 A	Belmont	4	1
										199 H	Cincinnati	5	18
										207 A	Austin Peay	5	8
										210 A	Wofford	14	5
										243 A	USC Upstate	2	13
										247 H	Eastern Mich.	7	6
										252 A	Fordham	6	3
										252 A	Fordham	4	5
										252 A	Fordham	3	6
										257 A	Massachusetts	6	5
										257 A	Massachusetts	4	5
										257 A	Massachusetts	6	2
										278 H	Rhode Island	1	0
										278 H	Rhode Island	8	3

Non-Div. I Games: Baldwin Wallace 12 9

Dayton

RPI	S	Opponent	Score
278	H	Rhode Island	9 5

Dayton

Average RPI Win:	218	WON-LOST RECORD	WINNING PCT. RANK	LAST 10 GAMES	STRENGTH OF SCHEDULE	OPP. STRENGTH OF SCHEDULE	TEAM RPI	ADJ RPI	CONF. RPI	ADJ CONF. RPI				
DIV. I ONLY		11-19-0	.36667	232	3-5-0	196	238	217	.46462	217	25	25		
DIV. I NON-CONF.		7-14-0	.33333	230	0-0-0	177	164	216	.46726	215	24	24		
<hr/>														
TOTALS	RPI 1-25	RPI 26-50		W-L RECORDS		RPI 51-100		RPI 101-150		RPI 150+				
11-19-0	1-2-0	0-3-0		OVERALL		0-0-0		0-5-0		10-9-0				
0-3-0	0-0-0	0-0-0		HOME		0-0-0		0-3-0		0-0-0				
7-8-0	1-2-0	0-3-0		AWAY		0-0-0		0-0-0		6-3-0				
4-8-0	0-0-0	0-0-0		NEUTRAL		0-0-0		0-2-0		4-6-0				
7-14-0	1-2-0	0-3-0		NON-CONFERENCE		0-0-0		0-2-0		6-7-0				
0-0-0	0-0-0	0-0-0		HOME		0-0-0		0-0-0		0-0-0				
3-6-0	1-2-0	0-0-		AWAY		0-0-0		0-0-0		2-1-0				
4-8-0	0-0-0	0-0-0		NEUTRAL		0-0-0		0-2-0		4-6-0				
4-5-0	0-0-0	0-0-0		CONFERENCE		0-0-0		0-3-0		4-2-0				
0-3-0	0-0-0	0-0-0		HOME		0-0-0		0-3-0		0-0-0				
4-2-0	0-0-0	0-0-0		AWAY		0-0-0		0-0-0		4-2-0				
0-0-0	0-0-0	0-0-0		NEUTRAL		0-0-0		0-0-0		0-0-0				
<hr/>														
RPI	S	Opponent	Score		RPI	S	Opponent	Score		RPI	S	Opponent	Score	
20	A	Miami (FL)	3	6	29	A	Clemson	2	5	102	N	Evansville	7	9
20	A	Miami (FL)	2	11	29	A	Clemson	2	10	114	N	Iowa	12	13
20	A	Miami (FL)	3	1	29	A	Clemson	3	13	141	H	Hartford	1	2
										141	H	Hartford	1	2
										141	H	Hartford	4	6
										166	A	Fla. Atlantic	3	2
										166	A	Fla. Atlantic	6	15
										180	N	Furman	2	4
										186	N	Bowling Green	14	5
										203	N	Northeastern	6	5
										211	N	Western Mich.	1	4
										214	N	Presbyterian	5	12
										227	N	South Dakota St.	5	4
										227	N	South Dakota St.	3	5
										237	N	Lehigh	4	11
										241	A	Stetson	6	3
										269	A	UMBC	1	2
										269	A	UMBC	6	7
269	A	UMBC	4	1										
270	A	UMass Lowell	3	2										
270	A	UMass Lowell	2	1										
270	A	UMass Lowell	5	4										
271	N	Northwestern	8	4										
295	N	North Dakota St.	1	13										
LAST 10 GAMES										270	A	UMass Lowell	5	4
270	A	UMass Lowell	2	1	141	H	Hartford	4	6	271	N	Northwestern	8	4
270	A	UMass Lowell	3	2	269	A	UMBC	6	7	295	N	North Dakota St.	1	13
270	A	UMass Lowell	5	4	269	A	UMBC	1	2					
141	H	Hartford	1	2	269	A	UMBC	4	1					
141	H	Hartford	1	2	295	N	North Dakota St.	1	13					

seattle

Seattle

Average RPI Win:		186	WON-LOST		WINNING		LAST 10		STRENGTH OF		OPP. STRENGTH		TEAM		ADJ		CONF.		ADJ CONF.	
Average RPI Loss:		138	RECORD		PCT. RANK		GAMES		SCHEDULE		OF SCHEDULE		RPI		RPI		RPI		RPI	
DIV. I ONLY			10-18-0		.35714		238		3-7-0		153		183		219		.46404		219	
DIV. I NON-CONF.			5-11-0		.3125		249		0-2-0		189		262		256		.44323		255	
TOTALS		RPI 1-25		RPI 26-50		W-L RECORDS		RPI 51-100		RPI 101-150		RPI 150+								
10-18-0		0-3-0		0-0-0		OVERALL		2-5-0		1-2-0		7-8-0								
3-5-0		0-0-0		0-0-0		HOME		0-0-0		0-0-0		3-5-0								
2-10-0		0-3-0		0-0-0		AWAY		2-5-0		0-2-0		0-0-0								
5-3-0		0-0-0		0-0-0		NEUTRAL		0-0-0		1-0-0		4-3-0								
5-11-0		0-3-0		0-0-0		NON-CONFERENCE		0-1-0		1-2-0		4-5-0								
0-2-0		0-0-0		0-0-0		HOME		0-0-0		0-0-0		0-2-0								
0-6-0		0-3-0		0-0-		AWAY		0-1-0		0-2-0		0-0-0								
5-3-0		0-0-0		0-0-0		NEUTRAL		0-0-0		1-0-0		4-3-0								
5-7-0		0-0-0		0-0-0		CONFERENCE		2-4-0		0-0-0		3-3-0								
3-3-0		0-0-0		0-0-0		HOME		0-0-0		0-0-0		3-3-0								
2-4-0		0-0-0		0-0-0		AWAY		2-4-0		0-0-0		0-0-0								
0-0-0		0-0-0		0-0-0		NEUTRAL		0-0-0		0-0-0		0-0-0								
RPI	S	Opponent		Score		RPI	S	Opponent		Score		RPI	S	Opponent		Score				
25	A	VCU		2	5				57	A	Memphis	4	3	141	N	Hartford	5	4		
25	A	VCU		5	14				57	A	Memphis	7	13	148	A	Radford	1	3		
25	A	VCU		0	10				57	A	Memphis	3	1	148	A	Radford	3	6		
									79	A	UCF	5	12	165	H	South Fla.	3	6		
									79	A	UCF	2	8	165	H	South Fla.	6	5		
									79	A	UCF	4	6	165	H	South Fla.	6	13		
									80	A	Saint Joseph's	3	11	192	H	Delaware	4	12		
														199	H	Cincinnati	5	11		
														199	H	Cincinnati	7	5		
														199	H	Cincinnati	7	2		
														237	H	Lehigh	2	3		
														239	N	Saint Peter's	2	1		
														239	N	Saint Peter's	3	5		
														253	N	Villanova	7	3		
														270	N	UMass Lowell	3	14		
														275	N	Rider	2	7		
														275	N	Rider	15	8		
														279	N	Niagara	10	4		
LAST 10 GAMES																				

Non-Div. I Games:

Temple

Average RPI Win:		203	WON-LOST RECORD		WINNING PCT. RANK		LAST 10 GAMES		STRENGTH OF SCHEDULE		OPP. STRENGTH OF SCHEDULE		TEAM RPI	ADJ RPI		CONF. RPI	ADJ CONF. RPI	
DIV. I ONLY			10-25-0		.28571	274	5-5-0		101		208		220	.46316		220	7	7
DIV. I NON-CONF.			8-12-0		.4	206	5-1-0		235		288		222	.46474		221	7	7
TOTALS		RPI 1-25		RPI 26-50			W-L RECORDS			RPI 51-100			RPI 101-150			RPI 150+		
10-25-0		1-3-0		1-2-0			OVERALL			1-8-0			0-4-0			7-8-0		
4-4-0		0-0-0		1-2-0			HOME			1-2-0			0-0-0			2-0-0		
3-19-0		0-3-0		0-0-0			AWAY			0-6-0			0-3-0			3-7-0		
3-2-0		1-0-0		0-0-0			NEUTRAL			0-0-0			0-1-0			2-1-0		
8-12-0		1-0-0		0-0-0			NON-CONFERENCE			0-3-0			0-1-0			7-8-0		
2-0-0		0-0-0		0-0-0			HOME			0-0-0			0-0-0			2-0-0		
3-10-0		0-0-0		0-0-			AWAY			0-3-0			0-0-0			3-7-0		
3-2-0		1-0-0		0-0-0			NEUTRAL			0-0-0			0-1-0			2-1-0		
2-13-0		0-3-0		1-2-0			CONFERENCE			1-5-0			0-3-0			0-0-0		
2-4-0		0-0-0		1-2-0			HOME			1-2-0			0-0-0			0-0-0		
0-9-0		0-3-0		0-0-0			AWAY			0-3-0			0-3-0			0-0-0		
0-0-0		0-0-0		0-0-0			NEUTRAL			0-0-0			0-0-0			0-0-0		
RPI	S	Opponent		Score		RPI	S	Opponent		Score		RPI	S	Opponent		Score		
13	N	Washington		14	9	49	H	New Mexico		8	13	61	A	Kansas St.		2	17	
17	A	UNLV		1	6	49	H	New Mexico		3	5	61	A	Kansas St.		0	4	
17	A	UNLV		1	12	49	H	New Mexico		5	0	64	A	San Diego St.		3	4	
17	A	UNLV		3	13							64	A	San Diego St.		3	9	
												64	A	San Diego St.		1	5	
												69	H	Fresno St.		6	2	
												69	H	Fresno St.		8	10	
												69	H	Fresno St.		5	7	
												99	A	Texas St.		0	6	
														227 A South Dakota St.		4	2	
														227 A South Dakota St.		1	2	
														227 A South Dakota St.		2	1	
														234 A Omaha		1	3	
														234 A Omaha		3	7	
														234 A Omaha		3	9	
														266 H New Mexico St.		9	6	
														289 N Navy		0	3	
														289 N Navy		2	0	
														289 N Navy		9	1	
														299 A Northern Colo.		13	5	
														299 H Northern Colo.		8	6	
LAST 10 GAMES																		
227	A	South Dakota St.		4	2	64	A	San Diego St.		3	4							
227	A	South Dakota St.		1	2	64	A	San Diego St.		3	9							
227	A	South Dakota St.		2	1	64	A	San Diego St.		1	5							
299	A	Northern Colo.		13	5	299	H	Northern Colo.		8	6							
266	H	New Mexico St.		9	6	49	H	New Mexico		3	5							

Non-Div. I Games:

Air Force

Average RPI Win:		151	WON-LOST RECORD		WINNING PCT. RANK		LAST 10 GAMES		STRENGTH OF SCHEDULE		OPP. STRENGTH OF SCHEDULE		TEAM RPI		ADJ RPI		CONF. RPI		ADJ CONF. RPI				
Average RPI Loss:		111																					
DIV. I ONLY			9-24-1		.27941 281		4-6-0		52		177		221		.46313 221		10		10				
DIV. I NON-CONF.			7-11-1		.39474 211		2-4-0		66		259		209		.47005 208		11		11				
TOTALS		RPI 1-25		RPI 26-50		W-L RECORDS		RPI 51-100		RPI 101-150		RPI 150+											
9-24-1		1-0-0		1-6-0		OVERALL		0-4-0		1-8-1		6-6-0											
6-13-1		1-0-0		0-3-0		HOME		0-3-0		1-5-1		4-2-0											
3-11-0		0-0-0		1-3-0		AWAY		0-1-0		0-3-0		2-4-0											
0-0-0		0-0-0		0-0-0		NEUTRAL		0-0-0		0-0-0		0-0-0											
7-11-1		1-0-0		0-1-0		NON-CONFERENCE		0-1-0		1-5-1		5-4-0											
6-7-1		1-0-0		0-0-0		HOME		0-0-0		1-5-1		4-2-0											
1-4-0		0-0-0		0-0-		AWAY		0-1-0		0-0-0		1-2-0											
0-0-0		0-0-0		0-0-0		NEUTRAL		0-0-0		0-0-0		0-0-0											
2-13-0		0-0-0		1-5-0		CONFERENCE		0-3-0		0-3-0		1-2-0											
0-6-0		0-0-0		0-3-0		HOME		0-3-0		0-0-0		0-0-0											
2-7-0		0-0-0		1-2-0		AWAY		0-0-0		0-3-0		1-2-0											
0-0-0		0-0-0		0-0-0		NEUTRAL		0-0-0		0-0-0		0-0-0											
RPI	S	Opponent		Score		RPI	S	Opponent		Score		RPI	S	Opponent		Score		RPI	S	Opponent		Score	
25	H	VCU		5	4	32	A	Old Dominion		2	7	74	H	East Carolina		3	5	102	H	Evansville		2	10
						32	A	Old Dominion		11	4	74	H	East Carolina		2	5	102	H	Evansville		2	3
						32	A	Old Dominion		2	6	74	H	East Carolina		5	8	102	H	Evansville		2	4
						43	H	FIU		0	7	96	A	Col. of Charleston		2	5	102	H	Evansville		4	1
						43	H	FIU		4	10							119	H	Creighton		6	7
						43	H	FIU		0	8							119	H	Creighton		5	5
						45	A	High Point		3	4							119	H	Creighton		1	3
																		142	A	Middle Tenn.		6	7
																		142	A	Middle Tenn.		2	6
																		142	A	Middle Tenn.		1	9
																		163	H	Canisius		1	10
																		163	H	Canisius		6	0
																		163	H	Canisius		4	3
																		166	A	Fla. Atlantic		11	1
																		166	A	Fla. Atlantic		0	8
																		166	A	Fla. Atlantic		2	3
																		181	A	Citadel		4	8
																		200	A	Winthrop		2	5
																		200	A	Winthrop		11	2
																		243	H	USC Upstate		6	2
																		267	H	UNC Asheville		9	0
																		267	H	UNC Asheville		1	5
LAST 10 GAMES																							
166	A	Fla. Atlantic		11	1	102	H	Evansville		4	1	102	H	Evansville		2	10	102	H	Evansville		2	3
166	A	Fla. Atlantic		0	8	102	H	Evansville		2	10	102	H	Evansville		2	3	243	H	USC Upstate		6	2
166	A	Fla. Atlantic		2	3	102	H	Evansville		2	3	32	A	Old Dominion		11	4						
200	A	Winthrop		2	5																		
102	H	Evansville		2	4																		

Non-Div. I Games:

Charlotte

Average RPI Win:	165	WON-LOST	WINNING	LAST 10	STRENGTH OF	OPP. STRENGTH	TEAM	ADJ	CONF.	ADJ CONF.						
Average RPI Loss:	106	RECORD	PCT. RANK	GAMES	SCHEDULE	OF SCHEDULE	RPI	RPI	RPI	RPI						
DIV. I ONLY		8-29-0	.21622	293	3-7-0	40	188	222	.46212	222	13	13				
DIV. I NON-CONF.		6-15-0	.28571	258	1-3-0	18	204	165	.4918	165	12	12				
<hr/>																
TOTALS	RPI 1-25	RPI 26-50		W-L RECORDS		RPI 51-100		RPI 101-150		RPI 150+						
8-29-0	0-3-0	1-8-0		OVERALL		2-5-0		0-5-0		5-8-0						
3-11-0	0-1-0	1-3-0		HOME		0-3-0		0-0-0		2-4-0						
4-16-0	0-2-0	0-5-0		AWAY		1-2-0		0-3-0		3-4-0						
1-2-0	0-0-0	0-0-0		NEUTRAL		1-0-0		0-2-0		0-0-0						
6-15-0	0-3-0	0-3-0		NON-CONFERENCE		2-5-0		0-2-0		4-2-0						
2-6-0	0-1-0	0-1-0		HOME		0-3-0		0-0-0		2-1-0						
3-7-0	0-2-0	0-0-		AWAY		1-2-0		0-0-0		2-1-0						
1-2-0	0-0-0	0-0-0		NEUTRAL		1-0-0		0-2-0		0-0-0						
2-14-0	0-0-0	1-5-0		CONFERENCE		0-0-0		0-3-0		1-6-0						
1-5-0	0-0-0	1-2-0		HOME		0-0-0		0-0-0		0-3-0						
1-9-0	0-0-0	0-3-0		AWAY		0-0-0		0-3-0		1-3-0						
0-0-0	0-0-0	0-0-0		NEUTRAL		0-0-0		0-0-0		0-0-0						
RPI	S	Opponent	Score		RPI	S	Opponent	Score		RPI	S	Opponent	Score			
13	A	Washington	6	7	28	A	Oregon	2	8	56	H	UC Irvine	1	5		
24	A	Oregon St.	0	5	28	A	Oregon	10	15	56	H	UC Irvine	2	6		
24	H	Oregon St.	6	9	28	H	Oregon	0	3	56	H	UC Irvine	3	5		
					39	A	Pepperdine	0	1	61	N	Kansas St.	5	2		
					39	A	Pepperdine	1	6	82	A	UCLA	1	12		
					39	A	Pepperdine	0	6	82	A	UCLA	1	0		
					40	H	San Diego	2	13	82	A	UCLA	3	4		
					40	H	San Diego	2	12							
					40	H	San Diego	10	9							
					LAST 10 GAMES											
					40	H	San Diego	2	13	204	A	Santa Clara	1	3		
					40	H	San Diego	10	9	204	A	Santa Clara	3	7		
					40	H	San Diego	2	12	204	A	Santa Clara	9	1		
					28	H	Oregon	0	3	218	A	Seattle	6	2		
					28	A	Oregon	10	15	24	H	Oregon St.	6	9		

Non-Div. I Games:

Portland



Average RPI Win:		202	WON-LOST RECORD		WINNING PCT. RANK		LAST 10 GAMES		STRENGTH OF SCHEDULE		OPP. STRENGTH OF SCHEDULE		TEAM RPI		ADJ RPI		CONF. RPI		ADJ CONF. RPI	
DIV. I ONLY			9-19-0		.32143 258		2-8-0		180		218		223		.46129 223		22		22	
DIV. I NON-CONF.			5-13-0		.27778 260		0-2-0		90		255		202		.47232 202		15		14	
TOTALS		RPI 1-25		RPI 26-50		W-L RECORDS		RPI 51-100		RPI 101-150		RPI 150+								
9-19-0		0-1-0		0-3-0		OVERALL		0-4-0		2-4-0		7-7-0								
2-2-0		0-0-0		0-0-0		HOME		0-0-0		0-1-0		2-1-0								
5-15-0		0-1-0		0-3-0		AWAY		0-4-0		0-1-0		5-6-0								
2-2-0		0-0-0		0-0-0		NEUTRAL		0-0-0		2-2-0		0-0-0								
5-13-0		0-1-0		0-3-0		NON-CONFERENCE		0-0-0		2-4-0		3-5-0								
0-2-0		0-0-0		0-0-0		HOME		0-0-0		0-1-0		0-1-0								
3-9-0		0-1-0		0-0-		AWAY		0-0-0		0-1-0		3-4-0								
2-2-0		0-0-0		0-0-0		NEUTRAL		0-0-0		2-2-0		0-0-0								
4-6-0		0-0-0		0-0-0		CONFERENCE		0-4-0		0-0-0		4-2-0								
2-0-0		0-0-0		0-0-0		HOME		0-0-0		0-0-0		2-0-0								
2-6-0		0-0-0		0-0-0		AWAY		0-4-0		0-0-0		2-2-0								
0-0-0		0-0-0		0-0-0		NEUTRAL		0-0-0		0-0-0		0-0-0								
RPI	S	Opponent		Score		RPI	S	Opponent		Score		RPI	S	Opponent		Score				
8	A	Virginia		4	14	33	A	UC Santa Barbara		1	9	93	A	Columbia		2	8			
						33	A	UC Santa Barbara		0	11	93	A	Columbia		6	9			
						33	A	UC Santa Barbara		10	18	93	A	Columbia		3	13			
												93	A	Columbia		2	3			
														Michigan		7	3			
														Michigan		6	5			
														Michigan		6	13			
														Seton Hall		1	7			
														Duke		1	11			
														UNC Greensboro		10	11			
														UNC Greensboro		11	1			
														UNC Greensboro		4	3			
														Dartmouth		3	0			
														Dartmouth		10	6			
														Brown		3	2			
														Brown		2	4			
														Yale		1	2			
														Yale		0	3			
														Monmouth		1	0			
														Navy		4	9			
														Navy		4	2			
														Navy		2	8			
														Navy						
LAST 10 GAMES						LAST 10 GAMES						LAST 10 GAMES								
93 A Columbia						3	13	235 A Yale						2	4					
93 A Columbia						6	9	235 A Yale						1	2					
93 A Columbia						2	8	232 A Brown						10	6					
93 A Columbia						2	3	232 A Brown						3	2					
263 H Monmouth						0	3	120 H Seton Hall						6	13					

**Non-Div. I Games:**

Princeton

Average RPI Win:	209	WON-LOST RECORD	WINNING PCT. RANK	LAST 10 GAMES	STRENGTH OF SCHEDULE	OPP. STRENGTH OF SCHEDULE	TEAM RPI	ADJ RPI	CONF. RPI	ADJ CONF. RPI					
DIV. I ONLY		12-21-0	.36364	233	2-8-0	130	265	224	.45907	224	21	21			
DIV. I NON-CONF.		3-12-0	.2	280	1-2-0	193	248	282	.41622	282	22	22			
<hr/>															
TOTALS	RPI 1-25	RPI 26-50		W-L RECORDS		RPI 51-100		RPI 101-150		RPI 150+					
12-21-0	0-0-0	0-2-0		OVERALL		0-6-0		3-4-0		9-9-0					
7-8-0	0-0-0	0-2-0		HOME		0-0-0		3-1-0		4-5-0					
4-13-0	0-0-0	0-0-0		AWAY		0-6-0		0-3-0		4-4-0					
1-0-0	0-0-0	0-0-0		NEUTRAL		0-0-0		0-0-0		1-0-0					
3-12-0	0-0-0	0-2-0		NON-CONFERENCE		0-3-0		1-3-0		2-4-0					
1-2-0	0-0-0	0-2-0		HOME		0-0-0		1-0-0		0-0-0					
1-10-0	0-0-0	0-0-		AWAY		0-3-0		0-3-0		1-4-0					
1-0-0	0-0-0	0-0-0		NEUTRAL		0-0-0		0-0-0		1-0-0					
9-9-0	0-0-0	0-0-0		CONFERENCE		0-3-0		2-1-0		7-5-0					
6-6-0	0-0-0	0-0-0		HOME		0-0-0		2-1-0		4-5-0					
3-3-0	0-0-0	0-0-0		AWAY		0-3-0		0-0-0		3-0-0					
0-0-0	0-0-0	0-0-0		NEUTRAL		0-0-0		0-0-0		0-0-0					
RPI	S	Opponent	Score	RPI	S	Opponent	Score	RPI	S	Opponent	Score				
				37	H	Illinois St.	3 17	83	A	Wichita St.	1 6				
				37	H	Illinois St.	5 6	83	A	Wichita St.	3 7				
								83	A	Wichita St.	2 21				
								85	A	Southeast Mo. St.	7 8				
								85	A	Southeast Mo. St.	7 8				
								85	A	Southeast Mo. St.	1 12				
										102	A	Evansville	7 15		
										113	H	Bradley	6 5		
										117	A	Ga. Southern	2 8		
										117	A	Ga. Southern	5 14		
										138	H	Jacksonville St.	2 5		
										138	H	Jacksonville St.	9 8		
										138	H	Jacksonville St.	7 6		
										161	A	Saint Louis	4 9		
										169	H	Tennessee Tech	6 10		
										169	H	Tennessee Tech	3 1		
										169	H	Tennessee Tech	5 8		
										175	H	Eastern Ill.	4 5		
										175	H	Eastern Ill.	6 4		
										175	H	Eastern Ill.	8 7		
										193	H	Belmont	3 8		
										193	H	Belmont	5 8		
										193	H	Belmont	3 2		
										266	A	New Mexico St.	1 4		
										266	A	New Mexico St.	2 12		
										266	A	New Mexico St.	12 16		
										266	A	New Mexico St.	4 3		
										282	A	Murray St.	6 2		
										282	A	Murray St.	8 0		
										282	A	Murray St.	3 1		
										296	N	Ohio	7 3		
LAST 10 GAMES															
				193	H	Belmont	3 8	85	A	Southeast Mo. St.	1 12	282	A	Murray St.	8 0
				193	H	Belmont	5 8	85	A	Southeast Mo. St.	7 8	282	A	Murray St.	3 1
				193	H	Belmont	3 2	85	A	Southeast Mo. St.	7 8	296	N	Ohio	7 3
				113	H	Bradley	6 5	102	A	Evansville	7 15				
				161	A	Saint Louis	4 9	169	H	Tennessee Tech	6 10				

Non-Div. I Games: Maryville (MO) 6 7

SIU Edwardsville

Average RPI Win: 180		WON-LOST RECORD		WINNING PCT. RANK		LAST 10 GAMES		STRENGTH OF SCHEDULE		OPP. STRENGTH OF SCHEDULE		TEAM RPI		ADJ RPI		CONF. RPI		ADJ CONF. RPI	
DIV. I ONLY		12-23-0		.34286	248	4-6-0		129		241		226		.45847	225	27		27	
DIV. I NON-CONF.		7-16-0		.30435	253	0-2-0		72		217		215		.46776	214	26		26	
TOTALS		RPI 1-25		RPI 26-50		W-L RECORDS		RPI 51-100		RPI 101-150		RPI 150+							
12-23-0		0-1-0		0-1-0		OVERALL		2-5-0		2-2-0		8-14-0							
8-8-0		0-0-0		0-0-0		HOME		1-1-0		2-1-0		5-6-0							
4-15-0		0-1-0		0-1-0		AWAY		1-4-0		0-1-0		3-8-0							
0-0-0		0-0-0		0-0-0		NEUTRAL		0-0-0		0-0-0		0-0-0							
7-16-0		0-1-0		0-1-0		NON-CONFERENCE		2-5-0		0-1-0		5-8-0							
5-5-0		0-0-0		0-0-0		HOME		1-1-0		0-0-0		4-4-0							
2-11-0		0-1-0		0-0-		AWAY		1-4-0		0-1-0		1-4-0							
0-0-0		0-0-0		0-0-0		NEUTRAL		0-0-0		0-0-0		0-0-0							
5-7-0		0-0-0		0-0-0		CONFERENCE		0-0-0		2-1-0		3-6-0							
3-3-0		0-0-0		0-0-0		HOME		0-0-0		2-1-0		1-2-0							
2-4-0		0-0-0		0-0-0		AWAY		0-0-0		0-0-0		2-4-0							
0-0-0		0-0-0		0-0-0		NEUTRAL		0-0-0		0-0-0		0-0-0							
RPI	S	Opponent		Score		RPI	S	Opponent		Score		RPI	S	Opponent		Score			
3	A	Texas		1	2	34	A	TCU		0	11	52	A	Texas A&M		2	6		
												52	A	Texas A&M		0	13		
												70	A	Oklahoma St.		3	1		
												70	A	Oklahoma St.		6	7		
												70	A	Oklahoma St.		3	4		
												88	H	Northwestern St.		4	6		
												88	H	Northwestern St.		1	0		
												107	A	UTSA		5	6		
												128	H	Grand Canyon		2	1		
												128	H	Grand Canyon		7	6		
												128	H	Grand Canyon		2	3		
												155	A	A&M-Corpus Christi		7	8		
												155	A	A&M-Corpus Christi		5	12		
												155	H	A&M-Corpus Christi		7	15		
												155	H	A&M-Corpus Christi		3	2		
												155	H	A&M-Corpus Christi		11	1		
												155	H	A&M-Corpus Christi		0	10		
												155	H	A&M-Corpus Christi		4	6		
												188	A	Lamar		0	7		
												188	A	Lamar		3	5		
												188	A	Lamar		4	1		
												190	A	Utah Valley		13	0		
												190	A	Utah Valley		11	14		
												190	A	Utah Valley		6	2		
												218	A	Seattle		3	4		
												218	A	Seattle		8	13		
												218	A	Seattle		5	6		
												261	H	Incarnate Word		3	14		
												266	H	New Mexico St.		4	7		
												266	H	New Mexico St.		9	4		
												266	H	New Mexico St.		2	3		
												298	H	Prairie View		9	3		
												298	H	Prairie View		1	0		
LAST 10 GAMES				190	A	Utah Valley		11	14	128	H	Grand Canyon		7	6	266	H	New Mexico St.	
				190	A	Utah Valley		13	0	128	H	Grand Canyon		2	1	266	H	New Mexico St.	
				190	A	Utah Valley		6	2	155	H	A&M-Corpus Christi		7	15	298	H	Prairie View	
				261	H	Incarnate Word		3	14	218	A	Seattle		8	13	298	H	Prairie View	
				128	H	Grand Canyon		2	3	218	A	Seattle		3	4				

Non-Div. I Games: Arlington Baptist

4 2

Arlington Baptist

7 4

Arlington Baptist

5 2

Tex.-Pan American

Average RPI Win:	202	WON-LOST	WINNING	LAST 10	STRENGTH OF	OPP. STRENGTH	TEAM	ADJ	CONF.	ADJ CONF.
Average RPI Loss:	152	RECORD	PCT. RANK	GAMES	SCHEDULE	OF SCHEDULE	RPI	RPI	RPI	RPI
DIV. I ONLY		6-19-0	.24 289	2-8-0	98	292	227	.45837 226	26	26
DIV. I NON-CONF.		5-11-0	.3125 249	1-3-0	16	297	96	.52319 96	23	23
TOTALS	RPI 1-25	RPI 26-50	W-L RECORDS	RPI 51-100	RPI 101-150	RPI 150+				
6-19-0	0-0-0	0-0-0	OVERALL	2-7-0	0-6-0	4-6-0				
1-2-0	0-0-0	0-0-0	HOME	0-0-0	0-0-0	1-2-0				
5-17-0	0-0-0	0-0-0	AWAY	2-7-0	0-6-0	3-4-0				
0-0-0	0-0-0	0-0-0	NEUTRAL	0-0-0	0-0-0	0-0-0				
5-11-0	0-0-0	0-0-0	NON-CONFERENCE	2-7-0	0-3-0	3-1-0				
0-0-0	0-0-0	0-0-0	HOME	0-0-0	0-0-0	0-0-0				
5-11-0	0-0-0	0-0-	AWAY	2-7-0	0-3-0	3-1-0				
0-0-0	0-0-0	0-0-0	NEUTRAL	0-0-0	0-0-0	0-0-0				
1-8-0	0-0-0	0-0-0	CONFERENCE	0-0-0	0-3-0	1-5-0				
1-2-0	0-0-0	0-0-0	HOME	0-0-0	0-0-0	1-2-0				
0-6-0	0-0-0	0-0-0	AWAY	0-0-0	0-3-0	0-3-0				
0-0-0	0-0-0	0-0-0	NEUTRAL	0-0-0	0-0-0	0-0-0				
RPI S Opponent Score	RPI S Opponent Score	RPI S Opponent Score	RPI S Opponent Score	RPI S Opponent Score	RPI S Opponent Score	RPI S Opponent Score				
			70 A Oklahoma St. 2 3		134 A Michigan St. 3 5					
			70 A Oklahoma St. 10 7		135 A Wright St. 4 5					
			70 A Oklahoma St. 4 10		135 A Wright St. 2 5					
			70 A Oklahoma St. 1 11		135 A Wright St. 0 2					
			92 A Lipscomb 6 13		136 A Kent St. 1 16					
			92 A Lipscomb 2 7		136 A Kent St. 5 16					
			92 A Lipscomb 7 8		246 A Milwaukee 2 8					
			92 A Lipscomb 2 7		246 A Milwaukee 3 4					
			98 A Central Mich. 14 8		246 A Milwaukee 3 4					
					248 H Ill.-Chicago 6 16					
					248 H Ill.-Chicago 15 3					
					248 H Ill.-Chicago 1 11					
					266 A New Mexico St. 8 3					
					266 A New Mexico St. 7 3					
					266 A New Mexico St. 14 11					
					266 A New Mexico St. 2 17					
LAST 10 GAMES			246 A Milwaukee 3 4		246 A Milwaukee 3 4					
			248 H Ill.-Chicago 15 3		134 A Michigan St. 3 5					
			248 H Ill.-Chicago 6 16		136 A Kent St. 1 16					
			248 H Ill.-Chicago 1 11		136 A Kent St. 5 16					
			98 A Central Mich. 14 8							
			246 A Milwaukee 2 8							

Non-Div. I Games:

Oakland

Average RPI Win:	230	WON-LOST RECORD	WINNING PCT. RANK	LAST 10 GAMES	STRENGTH OF SCHEDULE	OPP. STRENGTH OF SCHEDULE	TEAM RPI	ADJ RPI	CONF. RPI	ADJ CONF. RPI		
DIV. I ONLY		14-17-0	.45161	181	4-5-0	266	259	228	.45808	227	28	28
DIV. I NON-CONF.		12-13-0	.48	157	2-2-0	269	257	210	.4695	209	29	29
<hr/>												
TOTALS	RPI 1-25	RPI 26-50		W-L RECORDS		RPI 51-100		RPI 101-150		RPI 150+		
14-17-0	0-0-0	0-0-0		OVERALL		0-0-0		2-4-0		12-13-0		
3-3-0	0-0-0	0-0-0		HOME		0-0-0		1-0-0		2-3-0		
8-10-0	0-0-0	0-0-0		AWAY		0-0-0		1-4-0		7-6-0		
3-4-0	0-0-0	0-0-0		NEUTRAL		0-0-0		0-0-0		3-4-0		
12-13-0	0-0-0	0-0-0		NON-CONFERENCE		0-0-0		2-4-0		10-9-0		
2-2-0	0-0-0	0-0-0		HOME		0-0-0		1-0-0		1-2-0		
7-7-0	0-0-0	0-0-		AWAY		0-0-0		1-4-0		6-3-0		
3-4-0	0-0-0	0-0-0		NEUTRAL		0-0-0		0-0-0		3-4-0		
2-4-0	0-0-0	0-0-0		CONFERENCE		0-0-0		0-0-0		2-4-0		
1-1-0	0-0-0	0-0-0		HOME		0-0-0		0-0-0		1-1-0		
1-3-0	0-0-0	0-0-0		AWAY		0-0-0		0-0-0		1-3-0		
0-0-0	0-0-0	0-0-0		NEUTRAL		0-0-0		0-0-0		0-0-0		
RPI	S	Opponent	Score	RPI	S	Opponent	Score	RPI	S	Opponent	Score	
								107	A	UTSA	1 5	
								107	A	UTSA	7 6	
								107	A	UTSA	5 8	
								119	A	Creighton	1 3	
								119	A	Creighton	4 5	
								143	H	Minnesota	13 4	
								201	N	Georgetown	4 9	
								201	N	Georgetown	4 7	
								206	A	Western Ill.	0 1	
								206	A	Western Ill.	5 2	
								214	N	Presbyterian	4 1	
								217	N	Maine	5 3	
								217	N	Maine	4 5	
								220	H	Air Force	2 4	
								220	H	Air Force	2 1	
								220	H	Air Force	1 2	
								234	A	Omaha	6 7	
								234	A	Omaha	2 10	
								244	N	Texas Southern	0 1	
								244	N	Texas Southern	11 1	
								255	H	IPFW	5 9	
				LAST 10 GAMES				255	H	IPFW	2 1	
				220	H	Air Force	2 4	255	H	IPFW	2 1	
				220	H	Air Force	2 1	234	A	Omaha	6 7	
				220	H	Air Force	1 2	234	A	Omaha	2 10	
				143	H	Minnesota	13 4	206	A	Western Ill.	5 2	
				255	H	IPFW	5 9	206	A	Western Ill.	0 1	
								272	A	Jackson St.	1 2	

Non-Div. I Games: Mt. Marty 16 3 Baldwin Wallace 11 9 South Dakota St.

RPI	S	Opponent	Score	
272	A	Jackson St.	10	2
281	A	Chicago St.	2	1
281	A	Chicago St.	1	2
281	A	Chicago St.	10	6

South Dakota St.

S  
o  
u  
t  
h  
D  
a  
k  
o  
t  
a  
S  
t  
.

S  
o  
u  
t  
h  
D  
a  
k  
o  
t  
a  
S  
t  
.

L  
a  
f  
a  
y  
e  
t  
t  
e

Lafayette

Average RPI Win:	260	WON-LOST	WINNING	LAST 10	STRENGTH OF	OPP. STRENGTH	TEAM	ADJ	CONF.	ADJ CONF.	
Average RPI Loss:	177	RECORD	PCT. RANK	GAMES	SCHEDULE	OF SCHEDULE	RPI	RPI	RPI	RPI	
DIV. I ONLY	18-12-1	.59677	82	7-3-0	302	215	230	.45713	229	20	20
DIV. I NON-CONF.	13-9-1	.58696	96	2-0-0	300	261	237	.45886	237	20	20
<hr/>											
TOTALS	RPI 1-25	RPI 26-50		W-L RECORDS		RPI 51-100		RPI 101-150		RPI 150+	
18-12-1	0-0-0	0-2-0		OVERALL		0-0-0		0-1-1		18-9-0	
6-3-0	0-0-0	0-0-0		HOME		0-0-0		0-0-0		6-3-0	
9-7-0	0-0-0	0-0-0		AWAY		0-0-0		0-1-0		9-6-0	
3-2-1	0-0-0	0-2-0		NEUTRAL		0-0-0		0-0-1		3-0-0	
13-9-1	0-0-0	0-2-0		NON-CONFERENCE		0-0-0		0-1-1		13-6-0	
4-1-0	0-0-0	0-0-0		HOME		0-0-0		0-0-0		4-1-0	
6-6-0	0-0-0	0-0-		AWAY		0-0-0		0-1-0		6-5-0	
3-2-1	0-0-0	0-2-0		NEUTRAL		0-0-0		0-0-1		3-0-0	
5-3-0	0-0-0	0-0-0		CONFERENCE		0-0-0		0-0-0		5-3-0	
2-2-0	0-0-0	0-0-0		HOME		0-0-0		0-0-0		2-2-0	
3-1-0	0-0-0	0-0-0		AWAY		0-0-0		0-0-0		3-1-0	
0-0-0	0-0-0	0-0-0		NEUTRAL		0-0-0		0-0-0		0-0-0	
RPI S	Opponent	Score	RPI S	Opponent	Score	RPI S	Opponent	Score	RPI S	Opponent	Score
			37 N	Illinois St.	0 2				112 A	St. John's (NY)	5 8
			37 N	Illinois St.	4 13				118 N	Bucknell	0 0
									184 H	Wagner	7 3
									184 H	Wagner	2 6
									184 H	Wagner	2 4
									184 H	Wagner	11 1
									188 A	Lamar	4 9
									188 A	Lamar	1 3
									188 A	Lamar	4 11
									188 A	Lamar	1 10
									235 N	Yale	10 7
									239 H	Saint Peter's	11 5
									251 A	Mt. St. Mary's	2 6
									251 A	Mt. St. Mary's	23 11
									251 A	Mt. St. Mary's	12 5
									251 A	Mt. St. Mary's	16 9
									261 A	Incarnate Word	9 2
									261 A	Incarnate Word	5 3
									261 A	Incarnate Word	9 7
									261 A	Incarnate Word	1 5
									264 A	Iona	7 4
			LAST 10 GAMES						271 N	Northwestern	9 4
			251 A	Mt. St. Mary's	23 11	184 H	Wagner	11 1	286 H	NJIT	11 10
			251 A	Mt. St. Mary's	12 5	184 H	Wagner	2 4	286 H	NJIT	6 5
			251 A	Mt. St. Mary's	2 6	184 H	Wagner	7 3	295 N	North Dakota St.	13 2
			251 A	Mt. St. Mary's	16 9	184 H	Wagner	2 6	302 A	NYIT	10 3
			264 A	Iona	7 4	239 H	Saint Peter's	11 5	302 A	NYIT	12 10

Non-Div. I Games:

LIU Brooklyn



RPI	S	Opponent	Score	
302	H	NYIT	13	0
302	H	NYIT	6	10

LIU Brooklyn

L  
I  
U  
B  
r  
o  
o  
k  
l  
y  
n

L  
I  
U  
B  
r  
o  
o  
k  
l  
y  
n



RPI	S	Opponent	Score	
289	A	Navy	2	13
292	H	Marist	5	3

Holy Cross

H  
o  
l  
y  
C  
r  
o  
s  
s

H  
o  
l  
y  
C  
r  
o  
s  
s

Average RPI Win:	175	WON-LOST RECORD	WINNING PCT. RANK	LAST 10 GAMES	STRENGTH OF SCHEDULE	OPP. STRENGTH OF SCHEDULE	TEAM RPI	ADJ RPI	CONF. RPI	ADJ CONF. RPI
DIV. I ONLY	130	11-20-0	.35484 241	4-6-0	126	222	232	.45622 231	16	16
DIV. I NON-CONF.		9-15-0	.375 219	2-1-0	222	192	261	.44191 260	17	17
<hr/>										
TOTALS	RPI 1-25	RPI 26-50		W-L RECORDS	RPI 51-100		RPI 101-150		RPI 150+	
11-20-0	0-0-0	1-4-0		OVERALL	1-3-0		2-5-0		7-8-0	
8-4-0	0-0-0	0-0-0		HOME	1-0-0		2-1-0		5-3-0	
0-11-0	0-0-0	0-3-0		AWAY	0-2-0		0-3-0		0-3-0	
3-5-0	0-0-0	1-1-0		NEUTRAL	0-1-0		0-1-0		2-2-0	
9-15-0	0-0-0	1-4-0		NON-CONFERENCE	1-2-0		0-1-0		7-8-0	
6-3-0	0-0-0	0-0-0		HOME	1-0-0		0-0-0		5-3-0	
0-8-0	0-0-0	0-0-		AWAY	0-2-0		0-0-0		0-3-0	
3-4-0	0-0-0	1-1-0		NEUTRAL	0-0-0		0-1-0		2-2-0	
2-5-0	0-0-0	0-0-0		CONFERENCE	0-1-0		2-4-0		0-0-0	
2-1-0	0-0-0	0-0-0		HOME	0-0-0		2-1-0		0-0-0	
0-3-0	0-0-0	0-0-0		AWAY	0-0-0		0-3-0		0-0-0	
0-1-0	0-0-0	0-0-0		NEUTRAL	0-1-0		0-0-0		0-0-0	
RPI S Opponent	Score	RPI S Opponent	Score	RPI S Opponent	Score	RPI S Opponent	Score	RPI S Opponent	Score	
		27 A Louisville	1 15	72 A Samford	2 6	112 A St. John's (NY)	1 6			
		31 A Mercer	2 3	72 A Samford	9 10	112 A St. John's (NY)	1 3			
		31 A Mercer	0 5	77 N Xavier	3 9	112 A St. John's (NY)	7 9			
		37 N Illinois St.	1 9	89 H Ball St.	6 5	116 N Pittsburgh	7 15			
		37 N Illinois St.	7 6			120 H Seton Hall	7 6			
						120 H Seton Hall	3 7			
						120 H Seton Hall	6 1			
						171 H Valparaiso	5 3			
						173 H Purdue	1 6			
						173 N Purdue	2 3			
						206 N Western Ill.	2 0			
						206 N Western Ill.	10 5			
						206 N Western Ill.	2 11			
						210 A Wofford	2 6			
						211 H Western Mich.	3 2			
						211 H Western Mich.	3 9			
						211 H Western Mich.	1 11			
						243 A USC Upstate	6 7			
						255 A IPFW	8 10			
						255 H IPFW	6 4			
						255 H IPFW	10 9			
						255 H IPFW	9 3			
<hr/>										
LAST 10 GAMES										
		112 A St. John's (NY)	7 9			120 H Seton Hall	3 7			
		112 A St. John's (NY)	1 6			120 H Seton Hall	6 1			
		112 A St. John's (NY)	1 3			255 A IPFW	8 10			
		89 H Ball St.	6 5			171 H Valparaiso	5 3			
		120 H Seton Hall	7 6			77 N Xavier	3 9			

Non-Div. I Games: Marian (IN) 4 3 Rockhurst 8 3 Wabash 6 2 Butler

Average RPI Win:		236	WON-LOST RECORD		WINNING PCT. RANK		LAST 10 GAMES		STRENGTH OF SCHEDULE		OPP. STRENGTH OF SCHEDULE		TEAM RPI		ADJ RPI		CONF. RPI		ADJ CONF. RPI		
DIV. I ONLY			8-17-0		.32 259		3-7-0		179		229		233		.45566 232		22		22		
DIV. I NON-CONF.			6-7-0		.46154 177		1-1-0		31		249		52		.54475 52		15		14		
TOTALS		RPI 1-25		RPI 26-50		W-L RECORDS		RPI 51-100		RPI 101-150		RPI 150+									
8-17-0		0-3-0		0-0-0		OVERALL		0-3-0		1-3-0		7-8-0									
2-4-0		0-0-0		0-0-0		HOME		0-0-0		0-0-0		2-4-0									
4-13-0		0-3-0		0-0-0		AWAY		0-3-0		1-3-0		3-4-0									
2-0-0		0-0-0		0-0-0		NEUTRAL		0-0-0		0-0-0		2-0-0									
6-7-0		0-3-0		0-0-0		NON-CONFERENCE		0-1-0		1-1-0		5-2-0									
2-0-0		0-0-0		0-0-0		HOME		0-0-0		0-0-0		2-0-0									
2-7-0		0-3-0		0-0-		AWAY		0-1-0		1-1-0		1-2-0									
2-0-0		0-0-0		0-0-0		NEUTRAL		0-0-0		0-0-0		2-0-0									
2-10-0		0-0-0		0-0-0		CONFERENCE		0-2-0		0-2-0		2-6-0									
0-4-0		0-0-0		0-0-0		HOME		0-0-0		0-0-0		0-4-0									
2-6-0		0-0-0		0-0-0		AWAY		0-2-0		0-2-0		2-2-0									
0-0-0		0-0-0		0-0-0		NEUTRAL		0-0-0		0-0-0		0-0-0									
RPI	S	Opponent		Score		RPI	S	Opponent		Score		RPI	S	Opponent		Score					
2	A	South Carolina		0	13			93	A	Columbia	0	4	108	A	William & Mary		4	16			
2	A	South Carolina		0	1			93	A	Columbia	0	4	108	A	William & Mary		16	15			
2	A	South Carolina		0	8			100	A	UConn	4	7	127	A	Penn		2	3			
													127	A	Penn		2	3			
													170	A	George Mason		2	5			
													170	A	George Mason		1	2			
													170	A	George Mason		6	3			
													172	H	Cornell		1	4			
													172	H	Cornell		5	6			
													223	H	Princeton		2	3			
													223	H	Princeton		6	10			
													262	A	Harvard		3	13			
													262	A	Harvard		1	0			
													262	A	Harvard		5	4			
													262	A	Harvard		8	10			
													270	N	UMass Lowell		8	2			
													270	N	UMass Lowell		9	3			
													274	H	Siena		14	7			
													274	H	Siena		4	3			
LAST 10 GAMES																					
						262	A	Harvard		3	13					172	H	Cornell		5	6
						262	A	Harvard		1	0					172	H	Cornell		1	4
						262	A	Harvard		8	10					223	H	Princeton		6	10
						262	A	Harvard		5	4					223	H	Princeton		2	3
						100	A	UConn		4	7					274	H	Siena		4	3

Non-Div. I Games:

Brown

Average RPI Win: 212		WON-LOST	WINNING	LAST 10	STRENGTH OF		OPP. STRENGTH	TEAM	ADJ	CONF.	ADJ CONF.
Average RPI Loss: 181		RECORD	PCT. RANK	GAMES	SCHEDULE		OF SCHEDULE	RPI	RPI	RPI	RPI
DIV. I ONLY		19-20-0	.48718	153	4-6-0		241	217	234	.4551	233
DIV. I NON-CONF.		8-13-0	.38095	216	0-4-0		157	72	240	.45837	240
TOTALS		RPI 1-25	RPI 26-50		W-L RECORDS		RPI 51-100		RPI 101-150		RPI 150+
19-20-0	1-1-0	0-2-0		OVERALL		1-1-0		2-4-0		15-12-0	
13-13-0	0-0-0	0-1-0		HOME		1-0-0		2-4-0		10-8-0	
6-7-0	1-1-0	0-1-0		AWAY		0-1-0		0-0-0		5-4-0	
0-0-0	0-0-0	0-0-0		NEUTRAL		0-0-0		0-0-0		0-0-0	
8-13-0	1-1-0	0-2-0		NON-CONFERENCE		1-1-0		2-4-0		4-5-0	
7-7-0	0-0-0	0-1-0		HOME		1-0-0		2-4-0		4-2-0	
1-6-0	1-1-0	0-0-		AWAY		0-1-0		0-0-0		0-3-0	
0-0-0	0-0-0	0-0-0		NEUTRAL		0-0-0		0-0-0		0-0-0	
11-7-0	0-0-0	0-0-0		CONFERENCE		0-0-0		0-0-0		11-7-0	
6-6-0	0-0-0	0-0-0		HOME		0-0-0		0-0-0		6-6-0	
5-1-0	0-0-0	0-0-0		AWAY		0-0-0		0-0-0		5-1-0	
0-0-0	0-0-0	0-0-0		NEUTRAL		0-0-0		0-0-0		0-0-0	
RPI S	Opponent	Score		RPI S	Opponent	Score		RPI S	Opponent	Score	
20 A	Miami (FL)	1	10	43 A	FIU	4	8	79 A	UCF	1	4
20 A	Miami (FL)	7	3	43 H	FIU	0	6	79 H	UCF	5	2
								132 H	FGCU	4	5
								132 H	FGCU	10	13
								132 H	FGCU	3	2
								150 H	Central Conn. St.	6	8
								150 H	Central Conn. St.	4	0
								150 H	Central Conn. St.	1	2
								167 A	Jacksonville	3	4
								167 H	Jacksonville	6	2
								187 A	North Florida	7	12
								187 H	North Florida	8	1
								189 H	Cal St. Northridge	2	1
								189 H	Cal St. Northridge	0	2
								189 H	Cal St. Northridge	1	2
								240 A	Florida A&M	11	6
								240 A	Florida A&M	10	5
								240 A	Florida A&M	4	2
								240 H	Florida A&M	1	5
								240 H	Florida A&M	8	1
								240 H	Florida A&M	4	2
								241 A	Stetson	1	2
								241 H	Stetson	4	1
								265 H	N.C. A&T	5	3
								265 H	N.C. A&T	1	5
								265 H	N.C. A&T	8	12
								280 A	N.C. Central	9	3
								280 A	N.C. Central	3	2
								280 A	N.C. Central	3	5
								LAST 10 GAMES			
				280 A	N.C. Central	3	5	240 H	Florida A&M	4	2
				280 A	N.C. Central	3	2	240 H	Florida A&M	8	1
				280 A	N.C. Central	9	3	240 H	Florida A&M	1	5
				167 A	Jacksonville	3	4	20 A	Miami (FL)	1	10
				241 A	Stetson	1	2	43 A	FIU	4	8

Non-Div. I Games:

Bethune-Cookman

RPI	S	Opponent	Score	
280	H	N.C. Central	4	7
280	H	N.C. Central	12	1
280	H	N.C. Central	2	3
283	H	Savannah St.	0	5
283	H	Savannah St.	5	1
283	H	Savannah St.	4	3

Bethune-Cookman

B  
e  
t  
h  
u  
n  
e  
-  
C  
o  
o  
k  
m  
a  
n

B  
e  
t  
h  
u  
n  
e  
-  
C  
o  
o  
k  
m  
a  
n

O  
m  
a  
h  
a

Omaha



Average RPI Win:	177	WON-LOST	WINNING	LAST 10	STRENGTH OF	OPP. STRENGTH	TEAM	ADJ	CONF.	ADJ CONF.		
Average RPI Loss:	166	RECORD	PCT. RANK	GAMES	SCHEDULE	OF SCHEDULE	RPI	RPI	RPI	RPI		
DIV. I ONLY		12-18-0	.4	209	4-6-0	238	209	236	.45331	235	22	22
DIV. I NON-CONF.		6-12-0	.33333	230	0-2-0	213	245	264	.43939	264	15	14
<hr/>												
TOTALS	RPI 1-25	RPI 26-50		W-L RECORDS		RPI 51-100		RPI 101-150		RPI 150+		
12-18-0	1-2-0	0-0-0		OVERALL		2-1-0		1-3-0		8-12-0		
5-6-0	0-0-0	0-0-0		HOME		0-0-0		0-0-0		5-6-0		
6-10-0	1-2-0	0-0-0		AWAY		2-1-0		0-3-0		3-4-0		
1-2-0	0-0-0	0-0-0		NEUTRAL		0-0-0		1-0-0		0-2-0		
6-12-0	1-2-0	0-0-0		NON-CONFERENCE		0-1-0		1-1-0		4-8-0		
2-5-0	0-0-0	0-0-0		HOME		0-0-0		0-0-0		2-5-0		
3-5-0	1-2-0	0-0-		AWAY		0-1-0		0-1-0		2-1-0		
1-2-0	0-0-0	0-0-0		NEUTRAL		0-0-0		1-0-0		0-2-0		
6-6-0	0-0-0	0-0-0		CONFERENCE		2-0-0		0-2-0		4-4-0		
3-1-0	0-0-0	0-0-0		HOME		0-0-0		0-0-0		3-1-0		
3-5-0	0-0-0	0-0-0		AWAY		2-0-0		0-2-0		1-3-0		
0-0-0	0-0-0	0-0-0		NEUTRAL		0-0-0		0-0-0		0-0-0		
RPI	S	Opponent	Score	RPI	S	Opponent	Score	RPI	S	Opponent	Score	
21	A	LSU	0 19					93	A	Columbia	4 1	
21	A	LSU	8 7					93	A	Columbia	3 0	
21	A	LSU	0 3					100	A	UConn	1 14	

Non-Div. I Games: Ave Maria 3 1

Yale

[illegible]

Non-Div. I Games:	Brevard	9	0
-------------------	---------	---	---

Gardner-Webb

RPI	S	Opponent	Score	
275	H	Rider	5	0

Gardner-Webb

G  
a  
r  
d  
n  
e  
r  
-  
W  
e  
b  
b

G  
a  
r  
d  
n  
e  
r  
-  
W  
e  
b  
b

Tie, Loss, Non-Conf, S Site, H Home, A Away, N Neutral Page 268

RPI	S	Opponent	Score	
286	N	NJIT	3	4
286	N	NJIT	7	5
291	H	Coppin St.	9	3
291	H	Coppin St.	8	2

Lehigh

L  
e  
h  
i  
g  
h




L  
e  
h  
i  
g  
h

Average RPI Win:	240	WON-LOST	WINNING	LAST 10	STRENGTH OF	OPP. STRENGTH	TEAM	ADJ	CONF.	ADJ CONF.	
Average RPI Loss:	198	RECORD	PCT. RANK	GAMES	SCHEDULE	OF SCHEDULE	RPI	RPI	RPI	RPI	
DIV. I ONLY	12-16-0	.42857	190	8-2-0	283	211	239	.45188	238	29	29
DIV. I NON-CONF.	5-13-0	.27778	260	3-0-0	206	222	243	.45718	243	28	28
<hr/>											
TOTALS	RPI 1-25	RPI 26-50		W-L RECORDS		RPI 51-100		RPI 101-150		RPI 150+	
12-16-0	0-3-0	0-0-0		OVERALL		0-0-0		2-2-0		10-11-0	
2-2-0	0-0-0	0-0-0		HOME		0-0-0		0-0-0		2-2-0	
10-12-0	0-3-0	0-0-0		AWAY		0-0-0		2-1-0		8-8-0	
0-2-0	0-0-0	0-0-0		NEUTRAL		0-0-0		0-1-0		0-1-0	
5-13-0	0-3-0	0-0-0		NON-CONFERENCE		0-0-0		2-2-0		3-8-0	
0-0-0	0-0-0	0-0-0		HOME		0-0-0		0-0-0		0-0-0	
5-11-0	0-3-0	0-0-		AWAY		0-0-0		2-1-0		3-7-0	
0-2-0	0-0-0	0-0-0		NEUTRAL		0-0-0		0-1-0		0-1-0	
7-3-0	0-0-0	0-0-0		CONFERENCE		0-0-0		0-0-0		7-3-0	
2-2-0	0-0-0	0-0-0		HOME		0-0-0		0-0-0		2-2-0	
5-1-0	0-0-0	0-0-0		AWAY		0-0-0		0-0-0		5-1-0	
0-0-0	0-0-0	0-0-0		NEUTRAL		0-0-0		0-0-0		0-0-0	
RPI	S	Opponent	Score	RPI	S	Opponent	Score	RPI	S	Opponent	Score
18	A	Tennessee	2 13					110	N	Buffalo	1 10
18	A	Tennessee	4 9					137	A	Duke	5 16
18	A	Tennessee	3 4					141	A	Hartford	10 4
								150	A	Central Conn. St.	6 4
								185	A	Richmond	4 5
								185	A	Richmond	6 1
								185	A	Richmond	5 6
								195	A	Dartmouth	11 5
								252	A	Fordham	6 8
								253	N	Villanova	3 9
								264	A	Iona	3 0
								264	A	Iona	6 0
								264	A	Iona	2 1
								275	H	Rider	2 3
								279	A	Niagara	2 5
								279	A	Niagara	4 3
								279	A	Niagara	6 4
								284	H	Manhattan	5 4
								284	H	Manhattan	4 0
								284	H	Manhattan	0 9
								289	A	Navy	0 15
								289	A	Navy	4 8
								289	A	Navy	2 3
								289	A	Navy	4 3
								290	A	Norfolk St.	4 5
LAST 10 GAMES				LAST 10 GAMES							
				264	A	Iona	6 0	279	A	Niagara	6 4
				264	A	Iona	3 0	279	A	Niagara	2 5
				264	A	Iona	2 1	195	A	Dartmouth	11 5
				141	A	Hartford	10 4	275	H	Rider	2 3
				279	A	Niagara	4 3	150	A	Central Conn. St.	6 4

Non-Div. I Games:

Quinnipiac

S  
a  
i  
n  
t  
P  
e  
t  
e  
r  
:  
S

 Tie,  Loss,  Non-Conf,S Site, H Home, A Away, N Neutral Page 271

RPI	S	Opponent	Score	
276	A	George Washington	4	11
286	A	NJIT	6	3

Saint Peter's

S  
a  
i  
n  
t  
P  
e  
t  
e  
r  
'  
s

S  
a  
i  
n  
t  
P  
e  
t  
e  
r  
'  
s



Average RPI Win:	262	WON-LOST	WINNING	LAST 10	STRENGTH OF	OPP. STRENGTH	TEAM	ADJ	CONF.	ADJ CONF.					
Average RPI Loss:	174	RECORD	PCT. RANK	GAMES	SCHEDULE	OF SCHEDULE	RPI	RPI	RPI	RPI					
DIV. I ONLY		15-20-0	.42857	190	6-4-0	213	291	241	.45123	240	30	30			
DIV. I NON-CONF.		5-13-0	.27778	260	2-1-0	85	275	265	.43796	265	31	31			
<hr/>															
TOTALS	RPI 1-25	RPI 26-50		W-L RECORDS		RPI 51-100		RPI 101-150		RPI 150+					
15-20-0	0-0-0	0-4-0		OVERALL		0-0-0		0-5-0		15-11-0					
8-11-0	0-0-0	0-2-0		HOME		0-0-0		0-2-0		8-7-0					
7-9-0	0-0-0	0-2-0		AWAY		0-0-0		0-3-0		7-4-0					
0-0-0	0-0-0	0-0-0		NEUTRAL		0-0-0		0-0-0		0-0-0					
5-13-0	0-0-0	0-4-0		NON-CONFERENCE		0-0-0		0-5-0		5-4-0					
5-6-0	0-0-0	0-2-0		HOME		0-0-0		0-2-0		5-2-0					
0-7-0	0-0-0	0-0-		AWAY		0-0-0		0-3-0		0-2-0					
0-0-0	0-0-0	0-0-0		NEUTRAL		0-0-0		0-0-0		0-0-0					
10-7-0	0-0-0	0-0-0		CONFERENCE		0-0-0		0-0-0		10-7-0					
3-5-0	0-0-0	0-0-0		HOME		0-0-0		0-0-0		3-5-0					
7-2-0	0-0-0	0-0-0		AWAY		0-0-0		0-0-0		7-2-0					
0-0-0	0-0-0	0-0-0		NEUTRAL		0-0-0		0-0-0		0-0-0					
<hr/>															
RPI	S	Opponent	Score	RPI	S	Opponent	Score	RPI	S	Opponent	Score				
				31	A	Mercer	4 12			132	A	FGCU	3 4		
				31	A	Mercer	2 10			132	A	FGCU	2 15		
				31	H	Mercer	0 3			132	A	FGCU	1 8		
				31	H	Mercer	5 8			132	H	FGCU	6 7		
										133	H	Troy	6 7		
										167	A	Jacksonville	1 20		
										167	H	Jacksonville	6 5		
										187	H	North Florida	2 0		
										233	A	Bethune-Cookman	2 4		
										233	A	Bethune-Cookman	5 1		
										233	A	Bethune-Cookman	1 8		
										233	H	Bethune-Cookman	2 4		
										233	H	Bethune-Cookman	5 10		
										233	H	Bethune-Cookman	6 11		
										241	A	Stetson	3 6		
										265	A	N.C. A&T	4 2		
										265	A	N.C. A&T	11 7		
										265	A	N.C. A&T	5 2		
										272	H	Jackson St.	6 8		
										272	H	Jackson St.	7 6		
										280	H	N.C. Central	13 5		
										280	H	N.C. Central	5 6		
				LAST 10 GAMES											
				283	H	Savannah St.	9 8	233	A	Bethune-Cookman	2 4	283	A	Savannah St.	10 7
				283	H	Savannah St.	6 5	233	A	Bethune-Cookman	5 1	283	A	Savannah St.	3 2
				283	H	Savannah St.	3 8	233	A	Bethune-Cookman	1 8	283	A	Savannah St.	11 7
				187	H	North Florida	2 0	132	H	FGCU	6 7	283	H	Savannah St.	6 5
				167	H	Jacksonville	6 5	265	A	N.C. A&T	11 7	283	H	Savannah St.	9 8

**Non-Div. I Games:**

Florida A&M

RPI	S	Opponent	Score	
283	H	Savannah St.	3	8
289	H	Navy	0	2
289	H	Navy	3	2
289	H	Navy	7	3

Florida A&M

F  
l  
o  
r  
i  
d  
a  
  
A  
&  
M

F  
l  
o  
r  
i  
d  
a  
  
A  
&  
M

S  
t  
e  
t  
s  
o  
n

Stetson

RPI	S	Opponent	Score	
274	H	Siena	11	1
274	H	Siena	10	7

Stetson

S  
t  
e  
t  
s  
o  
n

S  
t  
e  
t  
s  
o  
n





Average RPI Win:		179	WON-LOST RECORD		WINNING PCT. RANK		LAST 10 GAMES		STRENGTH OF SCHEDULE		OPP. STRENGTH OF SCHEDULE		TEAM RPI		ADJ RPI		CONF. RPI		ADJ CONF. RPI				
DIV. I ONLY			14-25-0		.35897	237	4-6-0		162		201		244		.44753	243	17		17				
DIV. I NON-CONF.			10-14-0		.41667	202	2-2-0		231		212		270		.43565	270	19		19				
TOTALS		RPI 1-25		RPI 26-50		W-L RECORDS		RPI 51-100		RPI 101-150		RPI 150+											
14-25-0		1-0-0		1-5-0		OVERALL		2-3-0		0-4-0		10-13-0											
10-14-0		1-0-0		1-2-0		HOME		2-3-0		0-4-0		6-5-0											
4-11-0		0-0-0		0-3-0		AWAY		0-0-0		0-0-0		4-8-0											
0-0-0		0-0-0		0-0-0		NEUTRAL		0-0-0		0-0-0		0-0-0											
10-14-0		1-0-0		1-2-0		NON-CONFERENCE		1-1-0		0-1-0		7-10-0											
9-9-0		1-0-0		1-2-0		HOME		1-1-0		0-1-0		6-5-0											
1-5-0		0-0-0		0-0-		AWAY		0-0-0		0-0-0		1-5-0											
0-0-0		0-0-0		0-0-0		NEUTRAL		0-0-0		0-0-0		0-0-0											
4-11-0		0-0-0		0-3-0		CONFERENCE		1-2-0		0-3-0		3-3-0											
1-5-0		0-0-0		0-0-0		HOME		1-2-0		0-3-0		0-0-0											
3-6-0		0-0-0		0-3-0		AWAY		0-0-0		0-0-0		3-3-0											
0-0-0		0-0-0		0-0-0		NEUTRAL		0-0-0		0-0-0		0-0-0											
RPI	S	Opponent		Score		RPI	S	Opponent		Score		RPI	S	Opponent		Score							
15	H	Kentucky		8	6	31	A	Mercer		0	3	89	H	Ball St.		4	7	116	H	Pittsburgh		2	5
						31	A	Mercer		1	3	92	H	Lipscomb		0	11	132	H	FGCU		5	17
						31	A	Mercer		5	11	92	H	Lipscomb		6	3	132	H	FGCU		0	8
						50	H	Bryant		8	7	92	H	Lipscomb		1	11	132	H	FGCU		0	4
						50	H	Bryant		2	13	96	H	Col. of Charleston		2	1	170	H	George Mason		0	7
						50	H	Bryant		4	21							180	A	Furman		1	13
																		181	A	Citadel		8	9
																		181	H	Citadel		6	2
																		187	A	North Florida		3	4
																		187	A	North Florida		4	13
																		187	A	North Florida		3	2
																		200	A	Winthrop		5	13
																		200	H	Winthrop		3	2
																		214	H	Presbyterian		1	5
																		216	H	Dayton		13	2
																		221	A	Charlotte		2	6
																		231	H	Butler		7	6
																		236	A	Gardner-Webb		7	5
																		236	H	Gardner-Webb		4	8
																		242	A	Northern Ky.		7	6
																		242	A	Northern Ky.		3	2
																		242	A	Northern Ky.		3	4
																		260	H	La Salle		11	9
																		260	H	La Salle		6	5
																		260	H	La Salle		5	12
																		267	H	UNC Asheville		1	2
																		273	A	Charleston So.		1	7
LAST 10 GAMES																							
						242	A	Northern Ky.		3	4	31	A	Mercer		0	3	260	H	La Salle		11	9
						242	A	Northern Ky.		3	2	31	A	Mercer		5	11	260	H	La Salle		6	5
						242	A	Northern Ky.		7	6	31	A	Mercer		1	3	260	H	La Salle		5	12
						96	H	Col. of Charleston		2	1	236	H	Gardner-Webb		4	8	267	H	UNC Asheville		1	2
						200	H	Winthrop		3	2	221	A	Charlotte		2	6	273	A	Charleston So.		1	7

Non-Div. I Games:

USC Upstate





Average RPI Win:		200	WON-LOST		WINNING	LAST 10		STRENGTH OF		OPP. STRENGTH	TEAM	ADJ	CONF.	ADJ CONF.
Average RPI Loss:		124	RECORD		PCT. RANK	GAMES		SCHEDULE		OF SCHEDULE	RPI	RPI	RPI	RPI
DIV. I ONLY			10-23-0		.30303	267		2-8-0		148	165	245	.44687	245
DIV. I NON-CONF.			8-10-0		.44444	185		1-1-0		131	85	185	.47968	184
TOTALS		RPI 1-25	RPI 26-50		W-L RECORDS		RPI 51-100		RPI 101-150		RPI 150+			
10-23-0		1-5-0	0-1-0		OVERALL		0-3-0		2-3-0		7-11-0			
5-13-0		0-4-0	0-1-0		HOME		0-3-0		1-1-0		4-4-0			
4-10-0		1-1-0	0-0-0		AWAY		0-0-0		1-2-0		2-7-0			
1-0-0		0-0-0	0-0-0		NEUTRAL		0-0-0		0-0-0		1-0-0			
8-10-0		1-5-0	0-1-0		NON-CONFERENCE		0-0-0		2-3-0		5-1-0			
5-7-0		0-4-0	0-1-0		HOME		0-0-0		1-1-0		4-1-0			
2-3-0		1-1-0	0-0-		AWAY		0-0-0		1-2-0		0-0-0			
1-0-0		0-0-0	0-0-0		NEUTRAL		0-0-0		0-0-0		1-0-0			
2-13-0		0-0-0	0-0-0		CONFERENCE		0-3-0		0-0-0		2-10-0			
0-6-0		0-0-0	0-0-0		HOME		0-3-0		0-0-0		0-3-0			
2-7-0		0-0-0	0-0-0		AWAY		0-0-0		0-0-0		2-7-0			
0-0-0		0-0-0	0-0-0		NEUTRAL		0-0-0		0-0-0		0-0-0			
RPI S	Opponent	Score	RPI S	Opponent	Score	RPI S	Opponent	Score	RPI S	Opponent	Score	RPI S	Opponent	Score
7 A	La.-Lafayette	8 7	46 H	Southern Miss.	7 9	55 H	Sam Houston St.	3 6	130 H	South Ala.	4 3	130 H	South Ala.	0 5
19 H	Indiana St.	7 8				55 H	Sam Houston St.	4 14	133 A	Troy	1 3	133 A	Troy	5 3
19 H	Indiana St.	4 11				55 H	Sam Houston St.	2 7	133 A	Troy	2 3	155 H	A&M-Corpus Christi	2 3
19 H	Indiana St.	3 10							155 H	A&M-Corpus Christi	2 3	155 H	A&M-Corpus Christi	0 1
21 A	LSU	0 2							157 H	Tulane	7 3	176 A	Houston Baptist	1 6
21 H	LSU	4 7							176 A	Houston Baptist	2 1	176 A	Houston Baptist	2 9
									188 A	Lamar	1 6	188 A	Lamar	1 9
									188 A	Lamar	4 10	244 H	Texas Southern	1 3
									244 H	Texas Southern	4 3	261 A	Incarnate Word	0 3
									261 A	Incarnate Word	1 6	261 A	Incarnate Word	10 6
									294 H	Alcorn	6 3	294 H	Alcorn	10 5
									301 N	Southern U.	9 1			
LAST 10 GAMES														
188 A	Lamar	4 10	261 A	Incarnate Word	1 6	46 H	Southern Miss.	7 9	155 H	A&M-Corpus Christi	2 3	155 H	A&M-Corpus Christi	2 3
188 A	Lamar	1 6												
188 A	Lamar	1 9												
7 A	La.-Lafayette	8 7												
261 A	Incarnate Word	10 6												

Non-Div. I Games:

New Orleans

Average RPI Win: 229		WON-LOST	WINNING	LAST 10	STRENGTH OF		OPP. STRENGTH	TEAM	ADJ		CONF.	ADJ CONF.
Average RPI Loss: 168		RECORD	PCT. RANK	GAMES	SCHEDULE		OF SCHEDULE	RPI	RPI		RPI	RPI
DIV. I ONLY		9-15-0	.375	226	5-4-0		267	216	247		.4441	246
DIV. I NON-CONF.		5-10-0	.33333	230	2-0-0		262	229	253		.44444	253
TOTALS		RPI 1-25	RPI 26-50		W-L RECORDS		RPI 51-100		RPI 101-150		RPI 150+	
9-15-0		0-0-0	0-0-0		OVERALL		0-4-0		0-3-0		9-8-0	
3-0-0		0-0-0	0-0-0		HOME		0-0-0		0-0-0		3-0-0	
3-12-0		0-0-0	0-0-0		AWAY		0-2-0		0-3-0		3-7-0	
3-3-0		0-0-0	0-0-0		NEUTRAL		0-2-0		0-0-0		3-1-0	
5-10-0		0-0-0	0-0-0		NON-CONFERENCE		0-4-0		0-0-0		5-6-0	
0-0-0		0-0-0	0-0-0		HOME		0-0-0		0-0-0		0-0-0	
2-7-0		0-0-0	0-0-		AWAY		0-2-0		0-0-0		2-5-0	
3-3-0		0-0-0	0-0-0		NEUTRAL		0-2-0		0-0-0		3-1-0	
4-5-0		0-0-0	0-0-0		CONFERENCE		0-0-0		0-3-0		4-2-0	
3-0-0		0-0-0	0-0-0		HOME		0-0-0		0-0-0		3-0-0	
1-5-0		0-0-0	0-0-0		AWAY		0-0-0		0-3-0		1-2-0	
0-0-0		0-0-0	0-0-0		NEUTRAL		0-0-0		0-0-0		0-0-0	
RPI S	Opponent	Score	RPI S	Opponent	Score	RPI S	Opponent	Score	RPI S	Opponent	Score	
						60 N	Kansas	8 9	135 A	Wright St.	6 11	
						78 A	Missouri	3 4	135 A	Wright St.	5 6	
						78 A	Missouri	5 7	135 A	Wright St.	4 5	
						89 N	Ball St.	1 3	156 N	Akron	5 13	
									156 N	Akron	10 4	
									207 A	Austin Peay	4 5	
									207 A	Austin Peay	7 12	
									212 A	Northern Ill.	3 2	
									226 H	Oakland	4 3	
									226 H	Oakland	4 3	
									226 H	Oakland	8 2	
									234 N	Omaha	5 4	
									248 A	Ill.-Chicago	4 10	
									248 A	Ill.-Chicago	10 8	
									248 A	Ill.-Chicago	2 8	
									249 A	Bakersfield	3 9	
									249 A	Bakersfield	3 8	
									249 A	Bakersfield	4 8	
									256 N	St. Bonaventure	14 3	
									281 A	Chicago St.	12 8	
LAST 10 GAMES												
						135 A	Wright St.	5 6	226 H	Oakland	4 3	
						135 A	Wright St.	6 11	226 H	Oakland	4 3	
						135 A	Wright St.	4 5	281 A	Chicago St.	12 8	
						212 A	Northern Ill.	3 2	248 A	Ill.-Chicago	4 10	
						226 H	Oakland	8 2	248 A	Ill.-Chicago	10 8	

Non-Div. I Games: Edgewood 4 1

Milwaukee

[illegible]

<b>Non-Div. I Games:</b>	<b>Siena Heights</b>	<b>15</b>	<b>9</b>
--------------------------	----------------------	-----------	----------

Eastern Mich.

Average RPI Win: 239		WON-LOST	WINNING	LAST 10	STRENGTH OF		OPP. STRENGTH	TEAM	ADJ		CONF.	ADJ CONF.
Average RPI Loss: 152		RECORD	PCT. RANK	GAMES	SCHEDULE		OF SCHEDULE	RPI	RPI		RPI	RPI
DIV. I ONLY		14-15-0	.48276	158	7-3-0		285	189	249		.44213	248
DIV. I NON-CONF.		5-9-0	.35714	224	1-1-0		263	149	263		.44135	263
TOTALS		RPI 1-25	RPI 26-50		W-L RECORDS		RPI 51-100		RPI 101-150		RPI 150+	
14-15-0		0-3-0	0-0-0		OVERALL		0-1-0		0-4-0		14-7-0	
8-4-0		0-0-0	0-0-0		HOME		0-0-0		0-0-0		8-4-0	
3-10-0		0-3-0	0-0-0		AWAY		0-0-0		0-4-0		3-3-0	
3-1-0		0-0-0	0-0-0		NEUTRAL		0-1-0		0-0-0		3-0-0	
5-9-0		0-3-0	0-0-0		NON-CONFERENCE		0-1-0		0-1-0		5-4-0	
1-2-0		0-0-0	0-0-0		HOME		0-0-0		0-0-0		1-2-0	
1-6-0		0-3-0	0-0-		AWAY		0-0-0		0-1-0		1-2-0	
3-1-0		0-0-0	0-0-0		NEUTRAL		0-1-0		0-0-0		3-0-0	
9-6-0		0-0-0	0-0-0		CONFERENCE		0-0-0		0-3-0		9-3-0	
7-2-0		0-0-0	0-0-0		HOME		0-0-0		0-0-0		7-2-0	
2-4-0		0-0-0	0-0-0		AWAY		0-0-0		0-3-0		2-1-0	
0-0-0		0-0-0	0-0-0		NEUTRAL		0-0-0		0-0-0		0-0-0	
RPI S	Opponent	Score	RPI S	Opponent	Score	RPI S	Opponent	Score	RPI S	Opponent	Score	
14 A	Vanderbilt	1 14				78 N	Missouri	0 4	135 A	Wright St.	10 18	
14 A	Vanderbilt	1 12							135 A	Wright St.	7 8	
14 A	Vanderbilt	0 2							135 A	Wright St.	6 8	
									144 A	UALR	5 9	
									171 H	Valparaiso	6 3	
									171 H	Valparaiso	5 4	
									171 H	Valparaiso	3 4	
									173 H	Purdue	18 5	
									188 A	Lamar	7 8	
									188 A	Lamar	6 3	
									212 H	Northern Ill.	7 8	
									226 A	Oakland	16 6	
									226 A	Oakland	11 1	
									226 A	Oakland	3 15	
									246 H	Milwaukee	8 2	
									246 H	Milwaukee	8 10	
									246 H	Milwaukee	10 4	
									255 N	IPFW	14 6	
									281 A	Chicago St.	12 14	
									281 H	Chicago St.	7 8	
									285 H	Youngstown St.	12 6	
									285 H	Youngstown St.	12 2	
									285 H	Youngstown St.	6 5	
									292 N	Marist	10 7	
									292 N	Marist	11 3	
			LAST 10 GAMES									
			226 A	Oakland	3 15	285 H	Youngstown St.	12 2	285 H	Youngstown St.	6 5	
			226 A	Oakland	16 6	285 H	Youngstown St.	12 6	292 N	Marist	10 7	
			226 A	Oakland	11 1	173 H	Purdue	18 5	292 N	Marist	11 3	
			281 H	Chicago St.	7 8	246 H	Milwaukee	10 4				
			285 H	Youngstown St.	6 5	246 H	Milwaukee	8 10				

Non-Div. I Games:

Ill.-Chicago

Average RPI Win:	214	WON-LOST RECORD	WINNING PCT. RANK	LAST 10 GAMES	STRENGTH OF SCHEDULE	OPP. STRENGTH OF SCHEDULE	TEAM RPI	ADJ RPI	CONF. RPI	ADJ CONF. RPI		
Average RPI Loss:	125											
DIV. I ONLY		14-19-0	.42424	196	4-6-0	248	161	250	.44177	249	27	27
DIV. I NON-CONF.		7-14-0	.33333	230	0-4-0	183	64	252	.44502	252	26	26
<hr/>												
TOTALS	RPI 1-25	RPI 26-50		W-L RECORDS		RPI 51-100		RPI 101-150		RPI 150+		
14-19-0	0-1-0	0-1-0		OVERALL		0-5-0		3-6-0		11-6-0		
12-9-0	0-0-0	0-0-0		HOME		0-1-0		3-6-0		9-2-0		
2-10-0	0-1-0	0-1-0		AWAY		0-4-0		0-0-0		2-4-0		
0-0-0	0-0-0	0-0-0		NEUTRAL		0-0-0		0-0-0		0-0-0		
7-14-0	0-1-0	0-1-0		NON-CONFERENCE		0-5-0		2-4-0		5-3-0		
6-6-0	0-0-0	0-0-0		HOME		0-1-0		2-4-0		4-1-0		
1-8-0	0-1-0	0-0-		AWAY		0-4-0		0-0-0		1-2-0		
0-0-0	0-0-0	0-0-0		NEUTRAL		0-0-0		0-0-0		0-0-0		
7-5-0	0-0-0	0-0-0		CONFERENCE		0-0-0		1-2-0		6-3-0		
6-3-0	0-0-0	0-0-0		HOME		0-0-0		1-2-0		5-1-0		
1-2-0	0-0-0	0-0-0		AWAY		0-0-0		0-0-0		1-2-0		
0-0-0	0-0-0	0-0-0		NEUTRAL		0-0-0		0-0-0		0-0-0		
RPI	S	Opponent	Score	RPI	S	Opponent	Score	RPI	S	Opponent	Score	
12	A	Cal Poly	1 6	33	A	UC Santa Barbara	1 5	56	A	UC Irvine	2 3	
								56	H	UC Irvine	4 7	
								87	A	Oklahoma	3 4	
								87	A	Oklahoma	4 17	
								87	A	Oklahoma	2 4	
			</									

Non-Div. I Games:

Bakersfield

Average RPI Win: 244		WON-LOST RECORD		WINNING PCT. RANK		LAST 10 GAMES		STRENGTH OF SCHEDULE		OPP. STRENGTH OF SCHEDULE		TEAM RPI		ADJ RPI		CONF. RPI		ADJ CONF. RPI			
DIV. I ONLY		14-23-0		.37838 222		0-1-0		212		257		251		.44168 250		18		18			
DIV. I NON-CONF.		10-12-0		.45455 181		0-1-0		285		278		274		.43059 274		21		21			
TOTALS		RPI 1-25		RPI 26-50		W-L RECORDS		RPI 51-100		RPI 101-150		RPI 150+									
14-23-0		0-4-0		0-0-0		OVERALL		0-0-0		3-5-0		11-14-0									
9-11-0		0-3-0		0-0-0		HOME		0-0-0		0-3-0		9-5-0									
5-12-0		0-1-0		0-0-0		AWAY		0-0-0		3-2-0		2-9-0									
0-0-0		0-0-0		0-0-0		NEUTRAL		0-0-0		0-0-0		0-0-0									
10-12-0		0-1-0		0-0-0		NON-CONFERENCE		0-0-0		1-1-0		9-10-0									
7-4-0		0-0-0		0-0-0		HOME		0-0-0		0-0-0		7-4-0									
3-8-0		0-1-0		0-0-		AWAY		0-0-0		1-1-0		2-6-0									
0-0-0		0-0-0		0-0-0		NEUTRAL		0-0-0		0-0-0		0-0-0									
4-11-0		0-3-0		0-0-0		CONFERENCE		0-0-0		2-4-0		2-4-0									
2-7-0		0-3-0		0-0-0		HOME		0-0-0		0-3-0		2-1-0									
2-4-0		0-0-0		0-0-0		AWAY		0-0-0		2-1-0		0-3-0									
0-0-0		0-0-0		0-0-0		NEUTRAL		0-0-0		0-0-0		0-0-0									
RPI	S	Opponent		Score		RPI	S	Opponent		Score		RPI	S	Opponent		Score					
8	A	Virginia		1	8							101	H	Campbell		1	4				
16	H	Liberty		5	8							101	H	Campbell		3	7				
16	H	Liberty		1	6							101	H	Campbell		0	3				
16	H	Liberty		4	10							106	A	Virginia Tech		1	4				
												108	A	William & Mary		9	7				
												148	A	Radford		4	2				
												148	A	Radford		3	8				
												148	A	Radford		5	4				
												170	H	George Mason		1	2				
												185	H	Richmond		4	6				
												196	A	East Tenn. St.		3	7				
												196	A	East Tenn. St.		4	5				
												196	A	East Tenn. St.		6	4				
												198	A	James Madison		7	14				
												210	A	Wofford		7	1				
												210	A	Wofford		3	4				
												210	A	Wofford		3	4				
												236	A	Gardner-Webb		3	4				
												236	A	Gardner-Webb		8	9				
												236	A	Gardner-Webb		1	6				
												273	H	Charleston So.		8	7				
												273	H	Charleston So.		1	2				
												273	H	Charleston So.		9	4				
												280	A	N.C. Central		12	16				
												290	H	Norfolk St.		6	4				
												292	H	Marist		2	4				
												292	H	Marist		5	3				
LAST 10 GAMES				106	A	Virginia Tech		1	4	236	A	Gardner-Webb		8	9	273	H	Charleston So.		9	4
				16	H	Liberty		1	6	236	A	Gardner-Webb		1	6	280	A	N.C. Central		12	16
				16	H	Liberty		5	8	185	H	Richmond		4	6	290	H	Norfolk St.		6	4
				16	H	Liberty		4	10	148	A	Radford		5	4	292	H	Marist		2	4
				236	A	Gardner-Webb		3	4	148	A	Radford		3	8	292	H	Marist		5	3

Non-Div. I Games:

Longwood

RPI	S	Opponent	Score	
292	H	Marist	3	2
292	H	Marist	16	4
296	H	Ohio	5	2
296	H	Ohio	1	9
296	H	Ohio	1	0
296	H	Ohio	7	1

Longwood

L  
o  
n  
g  
w  
o  
o  
d

L  
o  
n  
g  
w  
o  
o  
d

Average RPI Win: 211		WON-LOST RECORD		WINNING PCT. RANK		LAST 10 GAMES		STRENGTH OF SCHEDULE		OPP. STRENGTH OF SCHEDULE		TEAM RPI		ADJ RPI		CONF. RPI		ADJ CONF. RPI	
DIV. I ONLY		10-14-0		.41667 200		1-0-0		253		278		252		.44146 251		20		20	
DIV. I NON-CONF.		7-9-0		.4375 188		1-0-0		287		263		276		.42941 276		20		20	
TOTALS		RPI 1-25		RPI 26-50		W-L RECORDS		RPI 51-100		RPI 101-150		RPI 150+							
10-14-0		1-0-0		0-2-0		OVERALL		0-0-0		3-4-0		6-8-0							
5-6-0		0-0-0		0-0-0		HOME		0-0-0		0-1-0		5-5-0							
4-8-0		1-0-0		0-2-0		AWAY		0-0-0		3-3-0		0-3-0							
1-0-0		0-0-0		0-0-0		NEUTRAL		0-0-0		0-0-0		1-0-0							
7-9-0		1-0-0		0-2-0		NON-CONFERENCE		0-0-0		1-2-0		5-5-0							
4-3-0		0-0-0		0-0-0		HOME		0-0-0		0-1-0		4-2-0							
2-6-0		1-0-0		0-0-		AWAY		0-0-0		1-1-0		0-3-0							
1-0-0		0-0-0		0-0-0		NEUTRAL		0-0-0		0-0-0		1-0-0							
3-5-0		0-0-0		0-0-0		CONFERENCE		0-0-0		2-2-0		1-3-0							
1-3-0		0-0-0		0-0-0		HOME		0-0-0		0-0-0		1-3-0							
2-2-0		0-0-0		0-0-0		AWAY		0-0-0		2-2-0		0-0-0							
0-0-0		0-0-0		0-0-0		NEUTRAL		0-0-0		0-0-0		0-0-0							
RPI	S	Opponent		Score		RPI	S	Opponent		Score		RPI	S	Opponent		Score			
22	A	Maryland		3	2	42	A	Mississippi St.		1	10	111	A	Davidson		8	2		
						42	A	Mississippi St.		1	13	111	A	Davidson		0	11		
												118	H	Bucknell		1	6		
												150	A	Central Conn. St.		6	5		
												150	A	Central Conn. St.		5	2		
												150	A	Central Conn. St.		1	3		
												150	A	Central Conn. St.		0	6		
												229	H	LIU Brooklyn		6	2		
												229	H	LIU Brooklyn		11	23		
												229	H	LIU Brooklyn		5	12		
												229	H	LIU Brooklyn		9	16		
												237	A	Lehigh		1	5		
												237	A	Lehigh		1	14		
												237	A	Lehigh		6	7		
												237	N	Lehigh		7	6		
												293	H	UMES		3	5		
												293	H	UMES		4	8		
												302	H	NYIT		18	7		
												302	H	NYIT		11	8		
												302	H	NYIT		13	4		
												302	H	NYIT		7	0		
LAST 10 GAMES																			
22	A	Maryland		3	2	150	A	Central Conn. St.		6	5								
229	H	LIU Brooklyn		11	23	150	A	Central Conn. St.		5	2								
229	H	LIU Brooklyn		6	2	150	A	Central Conn. St.		1	3								
229	H	LIU Brooklyn		5	12	150	A	Central Conn. St.		0	6								
229	H	LIU Brooklyn		9	16	118	H	Bucknell		1	6								

Non-Div. I Games:

Mt. St. Mary's



Average RPI Win: 213		WON-LOST	WINNING	LAST 10	STRENGTH OF		OPP. STRENGTH	TEAM	ADJ	CONF.	ADJ CONF.
Average RPI Loss: 168		RECORD	PCT. RANK	GAMES	SCHEDULE		OF SCHEDULE	RPI	RPI	RPI	RPI
DIV. I ONLY		13-20-0	.39394	213	3-7-0		246	247	253	.4399	252
DIV. I NON-CONF.		9-12-0	.42857	193	2-2-0		264	256	257	.4431	256
TOTALS		RPI 1-25	RPI 26-50		W-L RECORDS		RPI 51-100		RPI 101-150		RPI 150+
13-20-0	0-0-0	0-0-0		OVERALL		1-6-0		1-3-0		11-11-0	
8-7-0	0-0-0	0-0-0		HOME		1-5-0		0-0-0		7-2-0	
4-12-0	0-0-0	0-0-0		AWAY		0-1-0		0-3-0		4-8-0	
1-1-0	0-0-0	0-0-0		NEUTRAL		0-0-0		1-0-0		0-1-0	
9-12-0	0-0-0	0-0-0		NON-CONFERENCE		1-3-0		1-3-0		7-6-0	
6-3-0	0-0-0	0-0-0		HOME		1-2-0		0-0-0		5-1-0	
2-8-0	0-0-0	0-0-		AWAY		0-1-0		0-3-0		2-4-0	
1-1-0	0-0-0	0-0-0		NEUTRAL		0-0-0		1-0-0		0-1-0	
4-8-0	0-0-0	0-0-0		CONFERENCE		0-3-0		0-0-0		4-5-0	
2-4-0	0-0-0	0-0-0		HOME		0-3-0		0-0-0		2-1-0	
2-4-0	0-0-0	0-0-0		AWAY		0-0-0		0-0-0		2-4-0	
0-0-0	0-0-0	0-0-0		NEUTRAL		0-0-0		0-0-0		0-0-0	
RPI S	Opponent	Score	RPI S	Opponent	Score	RPI S	Opponent	Score	RPI S	Opponent	Score
						67 A	Rutgers	3 13	116 N	Pittsburgh	9 2
						80 H	Saint Joseph's	3 4	125 A	Stony Brook	0 10
						80 H	Saint Joseph's	1 13	125 A	Stony Brook	9 10
						80 H	Saint Joseph's	1 17	125 A	Stony Brook	0 6
						81 H	Sacred Heart	2 4	170 A	George Mason	4 7
						81 H	Sacred Heart	7 6	170 A	George Mason	8 5
						81 H	Sacred Heart	0 6	170 A	George Mason	0 6
									178 H	Army	5 4
									192 A	Delaware	1 3
									192 A	Delaware	7 5
									192 A	Delaware	5 3
									210 A	Wofford	3 5
									213 A	Hofstra	4 11
									214 N	Presbyterian	3 9
									216 H	Dayton	6 3
									216 H	Dayton	5 4
									216 H	Dayton	3 6
									238 H	Quinnipiac	8 6
									278 A	Rhode Island	3 0
									278 A	Rhode Island	0 2
									278 A	Rhode Island	6 8
									284 A	Manhattan	2 6
									287 H	Albany (NY)	8 2
									292 H	Marist	0 9
									302 H	NYIT	7 6
									302 H	NYIT	11 8
LAST 10 GAMES											
			80 H	Saint Joseph's	3 4	278 A	Rhode Island	0 2			
			80 H	Saint Joseph's	1 17	278 A	Rhode Island	3 0			
			80 H	Saint Joseph's	1 13	278 A	Rhode Island	6 8			
			178 H	Army	5 4	284 A	Manhattan	2 6			
			67 A	Rutgers	3 13	287 H	Albany (NY)	8 2			

Non-Div. I Games:

Fordham

Average RPI Win:	200	WON-LOST RECORD	WINNING PCT. RANK	LAST 10 GAMES	STRENGTH OF SCHEDULE	OPP. STRENGTH OF SCHEDULE	TEAM RPI	ADJ RPI	CONF. RPI	ADJ CONF. RPI		
DIV. I ONLY		10-22-0	.3125	263	0-1-0	175	245	254	.43986	253	16	16
DIV. I NON-CONF.		8-18-0	.30769	252	0-1-0	221	266	277	.42908	277	17	17
<hr/>												
TOTALS	RPI 1-25	RPI 26-50		W-L RECORDS		RPI 51-100		RPI 101-150		RPI 150+		
10-22-0	0-2-0	0-0-0		OVERALL		1-7-0		2-3-0		7-10-0		
5-6-0	0-0-0	0-0-0		HOME		0-2-0		2-2-0		3-2-0		
3-11-0	0-2-0	0-0-0		AWAY		1-4-0		0-0-0		2-5-0		
2-5-0	0-0-0	0-0-0		NEUTRAL		0-1-0		0-1-0		2-3-0		
8-18-0	0-2-0	0-0-0		NON-CONFERENCE		1-4-0		0-2-0		7-10-0		
3-5-0	0-0-0	0-0-0		HOME		0-2-0		0-1-0		3-2-0		
3-8-0	0-2-0	0-0-		AWAY		1-1-0		0-0-0		2-5-0		
2-5-0	0-0-0	0-0-0		NEUTRAL		0-1-0		0-1-0		2-3-0		
2-4-0	0-0-0	0-0-0		CONFERENCE		0-3-0		2-1-0		0-0-0		
2-1-0	0-0-0	0-0-0		HOME		0-0-0		2-1-0		0-0-0		
0-3-0	0-0-0	0-0-0		AWAY		0-3-0		0-0-0		0-0-0		
0-0-0	0-0-0	0-0-0		NEUTRAL		0-0-0		0-0-0		0-0-0		
RPI	S	Opponent	Score	RPI	S	Opponent	Score	RPI	S	Opponent	Score	
20	A	Miami (FL)	2 7					110	N	Buffalo	2 4	
20	A	Miami (FL)	0 17					112	H	St. John's (NY)	6 5	
								112	H	St. John's (NY)	5 4	
								112	H	St. John's (NY)	5 7	
								127	H	Penn	1 12	
								184	H	Wagner	7 3	
								194	N	Boston College	6 7	
								203	H	Northeastern	2 5	
								203	H	Northeastern	1 4	
								203	H	Northeastern	8 3	
								219	N	Temple	3 7	
								228	A	Lafayette	3 6	
								234	N	Omaha	1 2	
								238	N	Quinnipiac	9 3	
								239	H	Saint Peter's	5 4	
								260	A	La Salle	6 3	
								260	A	La Salle	9 11	
								273	A	Charleston So.	4 8	
								273	A	Charleston So.	0 2	
								273	A	Charleston So.	1 2	
								279	N	Niagara	6 5	
								290	A	Norfolk St.	13 10	
LAST 10 GAMES												
127	H	Penn	1 12	112	H	St. John's (NY)	6 5					
77	A	Xavier	0 4	112	H	St. John's (NY)	5 4					
77	A	Xavier	0 5	112	H	St. John's (NY)	5 7					
77	A	Xavier	9 10	80	A	Saint Joseph's	6 9					
228	A	Lafayette	3 6	184	H	Wagner	7 3					

**Non-Div. I Games:**

Villanova

Average RPI Win: 254		WON-LOST	WINNING	LAST 10	STRENGTH OF		OPP. STRENGTH	TEAM	ADJ	CONF.	ADJ CONF.		
Average RPI Loss: 135		RECORD	PCT. RANK	GAMES	SCHEDULE		OF SCHEDULE	RPI	RPI	RPI	RPI		
DIV. I ONLY		6-15-0	.28571	274	4-6-0		233	254	255	.43934	254	27	27
DIV. I NON-CONF.		0-12-0	0	298	0-4-0		36	254	287	.40408	287	26	26
TOTALS		RPI 1-25	RPI 26-50		W-L RECORDS		RPI 51-100		RPI 101-150		RPI 150+		
6-15-0	0-1-0	0-2-0		OVERALL		0-0-0		0-5-0		6-7-0			
1-0-0	0-0-0	0-0-0		HOME		0-0-0		0-0-0		1-0-0			
3-13-0	0-1-0	0-0-0		AWAY		0-0-0		0-5-0		3-7-0			
2-2-0	0-0-0	0-2-0		NEUTRAL		0-0-0		0-0-0		2-0-0			
0-12-0	0-1-0	0-2-0		NON-CONFERENCE		0-0-0		0-5-0		0-4-0			
0-0-0	0-0-0	0-0-0		HOME		0-0-0		0-0-0		0-0-0			
0-10-0	0-1-0	0-0-		AWAY		0-0-0		0-5-0		0-4-0			
0-2-0	0-0-0	0-2-0		NEUTRAL		0-0-0		0-0-0		0-0-0			
6-3-0	0-0-0	0-0-0		CONFERENCE		0-0-0		0-0-0		6-3-0			
1-0-0	0-0-0	0-0-0		HOME		0-0-0		0-0-0		1-0-0			
3-3-0	0-0-0	0-0-0		AWAY		0-0-0		0-0-0		3-3-0			
2-0-0	0-0-0	0-0-0		NEUTRAL		0-0-0		0-0-0		2-0-0			
RPI S	Opponent	Score		RPI S	Opponent	Score		RPI S	Opponent	Score			
17 A	UNLV	6	16	37 N	Illinois St.	0	4	119 A	Creighton	3	4		
				37 N	Illinois St.	1	5	119 A	Creighton	6	8		
								119 A	Creighton	2	6		
								123 A	Central Ark.	1	6		
								123 A	Central Ark.	3	4		
								161 A	Saint Louis	4	6		
								161 A	Saint Louis	4	12		
								161 A	Saint Louis	2	4		
								161 A	Saint Louis	0	10		
								190 A	Utah Valley	10	1		
								190 A	Utah Valley	10	4		
								190 A	Utah Valley	5	8		
								249 A	Bakersfield	10	11		
								249 A	Bakersfield	1	4		
								249 A	Bakersfield	6	3		
								299 H	Northern Colo.	2	1		
								299 N	Northern Colo.	3	2		
								299 N	Northern Colo.	3	1		
LAST 10 GAMES													
119 A	Creighton	6	8	299 N	Northern Colo.	3	1	17 A	UNLV	6	16		
119 A	Creighton	3	4	249 A	Bakersfield	6	3						
119 A	Creighton	2	6	249 A	Bakersfield	10	11						
299 H	Northern Colo.	2	1	249 A	Bakersfield	1	4						
299 N	Northern Colo.	3	2										

Non-Div. I Games:

North Dakota

Average RPI Win: 215		WON-LOST RECORD		WINNING PCT. RANK		LAST 10 GAMES		STRENGTH OF SCHEDULE		OPP. STRENGTH OF SCHEDULE		TEAM RPI		ADJ RPI		CONF. RPI		ADJ CONF. RPI	
DIV. I ONLY		12-20-0		.375 226		5-4-0		269		228		256		.43805 255		28		28	
DIV. I NON-CONF.		6-16-0		.27273 265		1-0-0		258		176		272		.43135 272		29		29	
TOTALS		RPI 1-25		RPI 26-50		W-L RECORDS		RPI 51-100		RPI 101-150		RPI 150+							
12-20-0		0-0-0		0-0-0		OVERALL		2-6-0		0-1-0		10-13-0							
4-3-0		0-0-0		0-0-0		HOME		0-0-0		0-0-0		4-3-0							
6-13-0		0-0-0		0-0-0		AWAY		0-3-0		0-1-0		6-9-0							
2-4-0		0-0-0		0-0-0		NEUTRAL		2-3-0		0-0-0		0-1-0							
6-16-0		0-0-0		0-0-0		NON-CONFERENCE		2-6-0		0-1-0		4-9-0							
1-0-0		0-0-0		0-0-0		HOME		0-0-0		0-0-0		1-0-0							
3-12-0		0-0-0		0-0-		AWAY		0-3-0		0-1-0		3-8-0							
2-4-0		0-0-0		0-0-0		NEUTRAL		2-3-0		0-0-0		0-1-0							
6-4-0		0-0-0		0-0-0		CONFERENCE		0-0-0		0-0-0		6-4-0							
3-3-0		0-0-0		0-0-0		HOME		0-0-0		0-0-0		3-3-0							
3-1-0		0-0-0		0-0-0		AWAY		0-0-0		0-0-0		3-1-0							
0-0-0		0-0-0		0-0-0		NEUTRAL		0-0-0		0-0-0		0-0-0							
RPI S	Opponent	Score		RPI S	Opponent	Score		RPI S	Opponent	Score		RPI S	Opponent	Score					
								78 N	Missouri	11	8	144 A	UALR	1	3				
								85 A	Southeast Mo. St.	6	7	173 A	Purdue	1	7				
								85 A	Southeast Mo. St.	4	6	175 A	Eastern Ill.	8	15				
								85 A	Southeast Mo. St.	0	18	175 A	Eastern Ill.	14	3				
								89 N	Ball St.	2	15	175 A	Eastern Ill.	5	10				
								89 N	Ball St.	1	3	206 H	Western Ill.	9	11				
								89 N	Ball St.	11	3	206 H	Western Ill.	14	21				
								89 N	Ball St.	2	9	206 H	Western Ill.	0	3				
												206 H	Western Ill.	9	8				
												227 A	South Dakota St.	1	2				
												227 A	South Dakota St.	9	5				
												231 A	Butler	3	9				
												231 A	Butler	4	6				
												231 A	Butler	9	10				
												231 H	Butler	10	8				
												234 A	Omaha	4	3				
												234 A	Omaha	10	6				
												248 N	Ill.-Chicago	6	14				
												259 A	Alabama A&M	10	5				
												259 A	Alabama A&M	1	5				
												259 A	Alabama A&M	5	2				
												259 A	Alabama A&M	4	11				
												295 H	North Dakota St.	3	2				
												295 H	North Dakota St.	8	2				
LAST 10 GAMES																			
								206 H	Western Ill.	9	11	227 A	South Dakota St.	1	2				
								206 H	Western Ill.	14	21	234 A	Omaha	10	6				
								206 H	Western Ill.	9	8	234 A	Omaha	4	3				
								206 H	Western Ill.	0	3	231 H	Butler	10	8				
								227 A	South Dakota St.	9	5	295 H	North Dakota St.	3	2				

Non-Div. I Games: Holy Cross (IN) 17 5 Holy Cross (IN) 13 0

IPFW

Average RPI Win:		231	WON-LOST RECORD		WINNING PCT. RANK		LAST 10 GAMES		STRENGTH OF SCHEDULE		OPP. STRENGTH OF SCHEDULE		TEAM RPI		ADJ RPI		CONF. RPI		ADJ CONF. RPI	
DIV. I ONLY			8-20-0		.28571 274		4-6-0		176		286		257		.43738 256		23		23	
DIV. I NON-CONF.			6-12-0		.33333 230		2-2-0		293		298		292		.39642 292		25		25	
TOTALS		RPI 1-25		RPI 26-50		W-L RECORDS		RPI 51-100		RPI 101-150		RPI 150+								
8-20-0		0-3-0		0-0-0		OVERALL		0-4-0		1-2-0		7-11-0								
2-4-0		0-0-0		0-0-0		HOME		0-0-0		1-1-0		1-3-0								
5-8-0		0-3-0		0-0-0		AWAY		0-2-0		0-0-0		5-3-0								
1-8-0		0-0-0		0-0-0		NEUTRAL		0-2-0		0-1-0		1-5-0								
6-12-0		0-0-0		0-0-0		NON-CONFERENCE		0-2-0		1-2-0		5-8-0								
1-3-0		0-0-0		0-0-0		HOME		0-0-0		1-1-0		0-2-0								
4-1-0		0-0-0		0-0-		AWAY		0-0-0		0-0-0		4-1-0								
1-8-0		0-0-0		0-0-0		NEUTRAL		0-2-0		0-1-0		1-5-0								
2-8-0		0-3-0		0-0-0		CONFERENCE		0-2-0		0-0-0		2-3-0								
1-1-0		0-0-0		0-0-0		HOME		0-0-0		0-0-0		1-1-0								
1-7-0		0-3-0		0-0-0		AWAY		0-2-0		0-0-0		1-2-0								
0-0-0		0-0-0		0-0-0		NEUTRAL		0-0-0		0-0-0		0-0-0								
RPI	S	Opponent		Score		RPI	S	Opponent		Score		RPI	S	Opponent		Score				
25	A	VCU		0 7								110	H	Buffalo		6 4				
25	A	VCU		2 3								80	A	Saint Joseph's		3 15				
25	A	VCU		5 17								80	A	Saint Joseph's		3 16				
												98	N	Central Mich.		0 5				
														114 N Iowa		0 2				
														161 H Saint Louis		8 7				
														161 H Saint Louis		2 3				
														170 A George Mason		1 6				
														170 A George Mason		8 6				
														170 A George Mason		3 8				
														203 N Northeastern		2 7				
														211 N Western Mich.		1 5				
														234 N Omaha		2 6				
														237 N Lehigh		6 4				
														246 N Milwaukee		3 14				
														279 A Niagara		12 7				
														279 A Niagara		1 2				
														279 H Niagara		0 2				
														279 H Niagara		2 3				
														281 N Chicago St.		4 5				
														296 A Ohio		14 3				
														296 A Ohio		24 6				
														296 A Ohio		6 4				
LAST 10 GAMES																				

Non-Div. I Games:

St. Bonaventure

[illegible]

**Non-Div. I Games:**

## Massachusetts

Average RPI Win:	237	WON-LOST	WINNING	LAST 10	STRENGTH OF	OPP. STRENGTH	TEAM	ADJ	CONF.	ADJ CONF.	
Average RPI Loss:	124	RECORD	PCT. RANK	GAMES	SCHEDULE	OF SCHEDULE	RPI	RPI	RPI	RPI	
DIV. I ONLY	7-18-0	.28	279	2-8-0	118	193	246	.43445	258	14	14
DIV. I NON-CONF.	5-10-0	.33333	230	0-1-0	126	170	206	.45969	235	14	16

TOTALS	RPI 1-25	RPI 26-50	W-L RECORDS	RPI 51-100	RPI 101-150	RPI 150+
7-18-0	0-2-0	0-0-0	OVERALL	0-8-0	1-1-0	6-7-0
5-6-0	0-0-0	0-0-0	HOME	0-1-0	1-1-0	4-4-0
2-10-0	0-2-0	0-0-0	AWAY	0-6-0	0-0-0	2-2-0
0-2-0	0-0-0	0-0-0	NEUTRAL	0-1-0	0-0-0	0-1-0
5-10-0	0-2-0	0-0-0	NON-CONFERENCE	0-5-0	1-0-0	4-3-0
3-1-0	0-0-0	0-0-0	HOME	0-1-0	1-0-0	2-0-0
2-7-0	0-2-0	0-0-0	AWAY	0-3-0	0-0-0	2-2-0
0-2-0	0-0-0	0-0-0	NEUTRAL	0-1-0	0-0-0	0-1-0
2-8-0	0-0-0	0-0-0	CONFERENCE	0-3-0	0-1-0	2-4-0
2-5-0	0-0-0	0-0-0	HOME	0-0-0	0-1-0	2-4-0
0-3-0	0-0-0	0-0-0	AWAY	0-3-0	0-0-0	0-0-0
0-0-0	0-0-0	0-0-0	NEUTRAL	0-0-0	0-0-0	0-0-0

RPI S	Opponent	Score	RPI S	Opponent	Score	RPI S	Opponent	Score	RPI S	Opponent	Score
10 A	Texas Tech	2 19				55 A	Sam Houston St.	2 3	123 H	Central Ark.	4 6
10 A	Texas Tech	2 6				55 A	Sam Houston St.	3 8	128 H	Grand Canyon	3 2
						55 A	Sam Houston St.	0 7	153 N	Utah	8 9
						70 A	Oklahoma St.	7 15	179 A	Texas-Arlington	2 1
						87 A	Oklahoma	1 4	188 H	Lamar	4 5
						87 A	Oklahoma	1 3	188 H	Lamar	7 16
						90 H	Missouri St.	0 12	188 H	Lamar	4 6
						90 N	Missouri St.	3 12	259 A	Alabama A&M	8 9
									259 A	Alabama A&M	1 7
									259 A	Alabama A&M	13 12
									261 H	Incarnate Word	4 2
									261 H	Incarnate Word	4 1
									261 H	Incarnate Word	3 11
									286 H	NJIT	6 5
									286 H	NJIT	10 1
			LAST 10 GAMES								
			55 A	Sam Houston St.	0 7	188 H	Lamar	4 5			
			55 A	Sam Houston St.	2 3	188 H	Lamar	4 6			
			55 A	Sam Houston St.	3 8	261 H	Incarnate Word	4 1			
			10 A	Texas Tech	2 19	261 H	Incarnate Word	4 2			
			188 H	Lamar	7 16	261 H	Incarnate Word	3 11			

Non-Div. I Games:	Texas Col.	6 1	Texas Col.	10 0	Arlington Baptist	4 2	East Central	5 9
	Arlington Baptist	12 2	Arlington Baptist	14 4	East Central	3 8	Abilene Christian	

Average RPI Win: 246		WON-LOST RECORD		WINNING PCT. RANK		LAST 10 GAMES		STRENGTH OF SCHEDULE		OPP. STRENGTH OF SCHEDULE		TEAM RPI		ADJ RPI		CONF. RPI		ADJ CONF. RPI					
Average RPI Loss: 185																							
DIV. I ONLY		16-20-0		.44444 186		6-3-0		242		288		259		.43418 259		31		31					
DIV. I NON-CONF.		7-15-0		.31818 244		1-3-0		245		247		286		.40468 286		30		30					
TOTALS		RPI 1-25		RPI 26-50		W-L RECORDS		RPI 51-100		RPI 101-150		RPI 150+											
16-20-0		0-0-0		0-1-0		OVERALL		1-3-0		0-3-0		15-13-0											
13-12-0		0-0-0		0-0-0		HOME		1-1-0		0-0-0		12-11-0											
3-8-0		0-0-0		0-1-0		AWAY		0-2-0		0-3-0		3-2-0											
0-0-0		0-0-0		0-0-0		NEUTRAL		0-0-0		0-0-0		0-0-0											
7-15-0		0-0-0		0-1-0		NON-CONFERENCE		1-3-0		0-3-0		6-8-0											
7-9-0		0-0-0		0-0-0		HOME		1-1-0		0-0-0		6-8-0											
0-6-0		0-0-0		0-0-		AWAY		0-2-0		0-3-0		0-0-0											
0-0-0		0-0-0		0-0-0		NEUTRAL		0-0-0		0-0-0		0-0-0											
9-5-0		0-0-0		0-0-0		CONFERENCE		0-0-0		0-0-0		9-5-0											
6-3-0		0-0-0		0-0-0		HOME		0-0-0		0-0-0		6-3-0											
3-2-0		0-0-0		0-0-0		AWAY		0-0-0		0-0-0		3-2-0											
0-0-0		0-0-0		0-0-0		NEUTRAL		0-0-0		0-0-0		0-0-0											
RPI	S	Opponent		Score		RPI	S	Opponent		Score		RPI	S	Opponent		Score		RPI	S	Opponent		Score	
						47	A	Auburn		3	7	72	H	Samford		5	3	133	A	Troy		6	9
												75	A	UAB		6	9	149	A	Georgia St.		3	19
												75	H	UAB		3	10	149	A	Georgia St.		6	19
												92	A	Lipscomb		5	18	168	H	Morehead St.		4	2
																		168	H	Morehead St.		8	9
																		169	H	Tennessee Tech		2	5
																		177	H	Alabama St.		5	15
																		177	H	Alabama St.		1	11
																		177	H	Alabama St.		5	4
																		227	H	South Dakota St.		4	11
																		227	H	South Dakota St.		1	2
																		227	H	South Dakota St.		5	12
																		227	H	South Dakota St.		6	4
																		255	H	IPFW		5	10
																		255	H	IPFW		11	4
																		255	H	IPFW		5	1
																		255	H	IPFW		2	5
																		258	H	Abilene Christian		9	8
																		258	H	Abilene Christian		12	13
																		258	H	Abilene Christian		7	1
																		272	A	Jackson St.		8	1
																		272	A	Jackson St.		7	12
																		272	A	Jackson St.		1	2
																		272	H	Jackson St.		2	1
																		272	H	Jackson St.		7	4
																		272	H	Jackson St.		13	9
																		294	A	Alcorn		9	2
LAST 10 GAMES						272	H	Jackson St.		2	1	294	A	Alcorn		9	2	272	A	Jackson St.		1	2
						272	H	Jackson St.		7	4	72	H	Samford		5	3	272	H	Jackson St.		2	1
						272	H	Jackson St.		13	9	169	H	Tennessee Tech		2	5	272	H	Jackson St.		7	4
						133	A	Troy		6	9	149	A	Georgia St.		6	19	272	H	Jackson St.		13	9
						294	A	Alcorn		18	14	149	A	Georgia St.		3	19	294	A	Alcorn		9	2

Non-Div. I Games: North Ala. 9 7

Alabama A&amp;M



Alabama A&M

Average RPI Win: 227		WON-LOST	WINNING	LAST 10	STRENGTH OF		OPP. STRENGTH	TEAM	ADJ	CONF.	ADJ CONF.
Average RPI Loss: 155		RECORD	PCT. RANK	GAMES	SCHEDULE		OF SCHEDULE	RPI	RPI	RPI	RPI
DIV. I ONLY		10-22-0	.3125	263	6-4-0		231	181	260	.43377	260
DIV. I NON-CONF.		4-17-0	.19048	284	2-1-0		109	203	267	.43706	267
TOTALS		RPI 1-25	RPI 26-50		W-L RECORDS		RPI 51-100		RPI 101-150		RPI 150+
10-22-0	0-2-0	0-0-0		OVERALL		0-4-0		0-5-0		10-11-0	
5-7-0	0-0-0	0-0-0		HOME		0-1-0		0-1-0		5-5-0	
4-13-0	0-2-0	0-0-0		AWAY		0-3-0		0-4-0		4-4-0	
1-2-0	0-0-0	0-0-0		NEUTRAL		0-0-0		0-0-0		1-2-0	
4-17-0	0-2-0	0-0-0		NON-CONFERENCE		0-4-0		0-5-0		4-6-0	
2-3-0	0-0-0	0-0-0		HOME		0-1-0		0-1-0		2-1-0	
2-12-0	0-2-0	0-0-0		AWAY		0-3-0		0-4-0		2-3-0	
0-2-0	0-0-0	0-0-0		NEUTRAL		0-0-0		0-0-0		0-2-0	
6-5-0	0-0-0	0-0-0		CONFERENCE		0-0-0		0-0-0		6-5-0	
3-4-0	0-0-0	0-0-0		HOME		0-0-0		0-0-0		3-4-0	
2-1-0	0-0-0	0-0-0		AWAY		0-0-0		0-0-0		2-1-0	
1-0-0	0-0-0	0-0-0		NEUTRAL		0-0-0		0-0-0		1-0-0	
RPI S	Opponent	Score		RPI S	Opponent	Score		RPI S	Opponent	Score	
18 A	Tennessee	2	10					101 A	Campbell	4	9
18 A	Tennessee	0	14					101 A	Campbell	6	10
								101 A	Campbell	2	9
								137 A	Duke	1	6
								141 H	Hartford	1	8
								156 N	Akron	7	8
								156 N	Akron	1	7
								161 N	Saint Louis	4	1
								185 A	Richmond	4	8
								185 A	Richmond	4	3
								185 A	Richmond	6	3
								192 A	Delaware	13	14
								192 A	Delaware	18	6
								237 H	Lehigh	6	5
								243 A	USC Upstate	9	11
								243 A	USC Upstate	5	6
								243 A	USC Upstate	12	5
								253 H	Villanova	11	9
								253 H	Villanova	3	6
								257 H	Massachusetts	3	0
								257 H	Massachusetts	6	8
								257 H	Massachusetts	6	7
								276 H	George Washington	5	1
								276 H	George Washington	6	8
								276 H	George Washington	1	3
								278 H	Rhode Island	3	2
								237 H	Lehigh	6	5
LAST 10 GAMES											
				276 H	George Washington	5	1	185 A	Richmond	4	8
				276 H	George Washington	1	3	185 A	Richmond	4	3
				276 H	George Washington	6	8	192 A	Delaware	18	6
				192 A	Delaware	13	14	278 H	Rhode Island	3	2
				185 A	Richmond	6	3	237 H	Lehigh	6	5

Non-Div. I Games:

La Salle

Average RPI Win:		198	WON-LOST RECORD		WINNING PCT. RANK	LAST 10 GAMES	STRENGTH OF SCHEDULE		OPP. STRENGTH OF SCHEDULE	TEAM RPI	ADJ RPI	CONF. RPI	ADJ CONF. RPI
Average RPI Loss:		158											
DIV. I ONLY		11-22-0			.33333 250	4-6-0	210		230	261	.43361 261	14	14
DIV. I NON-CONF.		7-15-0			.31818 244	1-2-0	147		282	268	.43688 268	14	16
TOTALS		RPI 1-25	RPI 26-50		W-L RECORDS		RPI 51-100		RPI 101-150		RPI 150+		
11-22-0		0-0-0	0-0-0		OVERALL		1-7-0		1-4-0		9-11-0		
6-9-0		0-0-0	0-0-0		HOME		1-3-0		0-0-0		5-6-0		
4-8-0		0-0-0	0-0-0		AWAY		0-3-0		1-3-0		3-2-0		
1-5-0		0-0-0	0-0-0		NEUTRAL		0-1-0		0-1-0		1-3-0		
7-15-0		0-0-0	0-0-0		NON-CONFERENCE		1-6-0		0-1-0		6-8-0		
4-8-0		0-0-0	0-0-0		HOME		1-3-0		0-0-0		3-5-0		
2-3-0		0-0-0	0-0-		AWAY		0-2-0		0-1-0		2-0-0		
1-4-0		0-0-0	0-0-0		NEUTRAL		0-1-0		0-0-0		1-3-0		
4-7-0		0-0-0	0-0-0		CONFERENCE		0-1-0		1-3-0		3-3-0		
2-1-0		0-0-0	0-0-0		HOME		0-0-0		0-0-0		2-1-0		
2-5-0		0-0-0	0-0-0		AWAY		0-1-0		1-2-0		1-2-0		
0-1-0		0-0-0	0-0-0		NEUTRAL		0-0-0		0-1-0		0-0-0		
RPI S	Opponent	Score	RPI S	Opponent	Score	RPI S	Opponent	Score	RPI S	Opponent	Score		
						58 A	Oral Roberts	0 2	107 A	UTSA	4 10		
						70 N	Oklahoma St.	5 10	122 A	Southeastern La.	5 3		
						73 A	Baylor	2 5	122 A	Southeastern La.	4 5		
						73 A	Baylor	3 4	122 A	Southeastern La.	0 3		
						98 H	Central Mich.	5 2	129 N	Stephen F. Austin	5 12		
						98 H	Central Mich.	4 6	151 N	Gonzaga	11 8		
						98 H	Central Mich.	0 3	151 N	Gonzaga	1 6		
						98 H	Central Mich.	1 12	179 A	Texas-Arlington	4 1		
									204 N	Santa Clara	3 16		
									208 N	Notre Dame	2 8		
									213 H	Hofstra	8 3		
									213 H	Hofstra	3 9		
									213 H	Hofstra	2 4		
									213 H	Hofstra	2 1		
									225 A	Tex.-Pan American	14 3		
									229 H	LIU Brooklyn	5 1		
									229 H	LIU Brooklyn	7 9		
									229 H	LIU Brooklyn	3 5		
									229 H	LIU Brooklyn	2 9		
									245 H	New Orleans	6 1		
									245 H	New Orleans	3 0		
									245 H	New Orleans	6 10		
									258 A	Abilene Christian	2 4		
									258 A	Abilene Christian	11 3		
									258 A	Abilene Christian	1 4		
LAST 10 GAMES						245 H	New Orleans	6 1	258 A	Abilene Christian	2 4		
						122 A	Southeastern La.	4 5	245 H	New Orleans	3 0		
						122 A	Southeastern La.	5 3	73 A	Baylor	3 4		
						122 A	Southeastern La.	0 3	73 A	Baylor	2 5		
						225 A	Tex.-Pan American	14 3	258 A	Abilene Christian	1 4		
						245 H	New Orleans	6 10					

Non-Div. I Games:

Incarnate Word

Average RPI Win: 203		WON-LOST	WINNING	LAST 10	STRENGTH OF		OPP. STRENGTH	TEAM	ADJ	CONF.	ADJ CONF.
Average RPI Loss: 145		RECORD	PCT. RANK	GAMES	SCHEDULE		OF SCHEDULE	RPI	RPI	RPI	RPI
DIV. I ONLY		8-20-0	.28571	274	3-7-0		172	235	262	.43326	262
DIV. I NON-CONF.		5-13-0	.27778	260	1-0-0		115	253	244	.45619	244
TOTALS		RPI 1-25	RPI 26-50		W-L RECORDS		RPI 51-100		RPI 101-150		RPI 150+
8-20-0	0-0-0	0-0-0		OVERALL		0-7-0		1-4-0		7-9-0	
3-6-0	0-0-0	0-0-0		HOME		0-2-0		0-2-0		3-2-0	
2-8-0	0-0-0	0-0-0		AWAY		0-4-0		0-0-0		2-4-0	
3-6-0	0-0-0	0-0-0		NEUTRAL		0-1-0		1-2-0		2-3-0	
5-13-0	0-0-0	0-0-0		NON-CONFERENCE		0-5-0		1-2-0		4-6-0	
1-0-0	0-0-0	0-0-0		HOME		0-0-0		0-0-0		1-0-0	
1-7-0	0-0-0	0-0-0		AWAY		0-4-0		0-0-0		1-3-0	
3-6-0	0-0-0	0-0-0		NEUTRAL		0-1-0		1-2-0		2-3-0	
3-7-0	0-0-0	0-0-0		CONFERENCE		0-2-0		0-2-0		3-3-0	
2-6-0	0-0-0	0-0-0		HOME		0-2-0		0-2-0		2-2-0	
1-1-0	0-0-0	0-0-0		AWAY		0-0-0		0-0-0		1-1-0	
0-0-0	0-0-0	0-0-0		NEUTRAL		0-0-0		0-0-0		0-0-0	
RPI S	Opponent	Score	RPI S	Opponent	Score	RPI S	Opponent	Score	RPI S	Opponent	Score
						58 A	Oral Roberts	4 6	127 H	Penn	6 9
						58 A	Oral Roberts	3 4	127 H	Penn	3 7
						58 A	Oral Roberts	5 6	134 N	Michigan St.	0 1
						58 A	Oral Roberts	3 5	134 N	Michigan St.	7 3
						93 H	Columbia	3 8	134 N	Michigan St.	0 4
						93 H	Columbia	6 12	172 A	Cornell	2 6
						100 N	UConn	4 9	172 A	Cornell	6 5
									178 N	Army	2 3
									178 N	Army	4 6
									178 N	Army	5 1
									188 A	Lamar	3 10
									188 A	Lamar	3 4
									188 A	Lamar	4 0
									188 A	Lamar	2 3
									194 H	Boston College	6 5
									232 H	Brown	0 1
									232 H	Brown	10 8
									232 H	Brown	4 5
									232 H	Brown	13 3
									295 N	North Dakota St.	2 15
									295 N	North Dakota St.	2 1
LAST 10 GAMES											
						232 H	Brown	13 3	93 H	Columbia	3 8
						232 H	Brown	0 1	93 H	Columbia	6 12
						232 H	Brown	10 8	127 H	Penn	6 9
						232 H	Brown	4 5	127 H	Penn	3 7
						194 H	Boston College	6 5	172 A	Cornell	2 6

Non-Div. I Games:

Harvard

Average RPI Win: 243		WON-LOST	WINNING	LAST 10	STRENGTH OF		OPP. STRENGTH	TEAM	ADJ	CONF.	ADJ CONF.
Average RPI Loss: 176		RECORD	PCT. RANK	GAMES	SCHEDULE		OF SCHEDULE	RPI	RPI	RPI	RPI
DIV. I ONLY		9-17-0	.34615	245	0-1-0		272	224	263	.4313	263
DIV. I NON-CONF.		4-12-0	.25	270	0-1-0		120	207	226	.46359	225
TOTALS		RPI 1-25	RPI 26-50		W-L RECORDS		RPI 51-100		RPI 101-150		RPI 150+
9-17-0		0-3-0	0-0-0		OVERALL		0-1-0		1-2-0		8-11-0
3-2-0		0-0-0	0-0-0		HOME		0-0-0		0-0-0		3-2-0
5-13-0		0-3-0	0-0-0		AWAY		0-1-0		0-0-0		5-9-0
1-2-0		0-0-0	0-0-0		NEUTRAL		0-0-0		1-2-0		0-0-0
4-12-0		0-3-0	0-0-0		NON-CONFERENCE		0-1-0		1-2-0		3-6-0
0-1-0		0-0-0	0-0-0		HOME		0-0-0		0-0-0		0-1-0
3-9-0		0-3-0	0-0-		AWAY		0-1-0		0-0-0		3-5-0
1-2-0		0-0-0	0-0-0		NEUTRAL		0-0-0		1-2-0		0-0-0
5-5-0		0-0-0	0-0-0		CONFERENCE		0-0-0		0-0-0		5-5-0
3-1-0		0-0-0	0-0-0		HOME		0-0-0		0-0-0		3-1-0
2-4-0		0-0-0	0-0-0		AWAY		0-0-0		0-0-0		2-4-0
0-0-0		0-0-0	0-0-0		NEUTRAL		0-0-0		0-0-0		0-0-0
RPI S	Opponent	Score	RPI S	Opponent	Score	RPI S	Opponent	Score	RPI S	Opponent	Score
8 A	Virginia	3 6				80 A	Saint Joseph's	4 14	105 N	Towson	5 6
8 A	Virginia	2 6							105 N	Towson	0 3
8 A	Virginia	3 5							127 N	Penn	7 5
									166 A	Fla. Atlantic	5 1
									166 A	Fla. Atlantic	0 4
									166 A	Fla. Atlantic	5 6
									184 H	Wagner	1 4
									223 A	Princeton	3 0
									239 A	Saint Peter's	9 7
									239 A	Saint Peter's	7 8
									239 A	Saint Peter's	6 7
									276 A	George Washington	0 1
									276 A	George Washington	0 1
									276 A	George Washington	6 5
									279 H	Niagara	5 7
									284 A	Manhattan	4 5
									284 A	Manhattan	0 2
									284 A	Manhattan	6 0
									289 A	Navy	3 4
									292 H	Marist	3 1
									292 H	Marist	2 0
									292 H	Marist	4 1
LAST 10 GAMES											
184 H	Wagner	1 4	239 A	Saint Peter's	7 8						
284 A	Manhattan	0 2	239 A	Saint Peter's	6 7						
284 A	Manhattan	6 0	239 A	Saint Peter's	9 7						
284 A	Manhattan	4 5	279 H	Niagara	5 7						
223 A	Princeton	3 0	292 H	Marist	4 1						

Non-Div. I Games:

Monmouth

I  
o  
n  
a

Iona

Average RPI Win:	213	WON-LOST	WINNING	LAST 10	STRENGTH OF	OPP. STRENGTH	TEAM	ADJ	CONF.	ADJ CONF.	
Average RPI Loss:	183	RECORD	PCT. RANK	GAMES	SCHEDULE	OF SCHEDULE	RPI	RPI	RPI	RPI	
DIV. I ONLY	13-23-0	.36111	235	2-8-0	250	258	265	.43076	265	30	30
DIV. I NON-CONF.	7-14-0	.33333	230	2-4-0	161	199	250	.44736	250	31	31
<hr/>											
TOTALS	RPI 1-25	RPI 26-50		W-L RECORDS		RPI 51-100		RPI 101-150		RPI 150+	
13-23-0	0-0-0	1-4-0		OVERALL		1-2-0		1-2-0		10-15-0	
8-8-0	0-0-0	0-2-0		HOME		1-0-0		1-0-0		6-6-0	
5-14-0	0-0-0	1-2-0		AWAY		0-2-0		0-2-0		4-8-0	
0-1-0	0-0-0	0-0-0		NEUTRAL		0-0-0		0-0-0		0-1-0	
7-14-0	0-0-0	1-4-0		NON-CONFERENCE		1-2-0		1-2-0		4-6-0	
6-4-0	0-0-0	0-2-0		HOME		1-0-0		1-0-0		4-2-0	
1-9-0	0-0-0	1-0-		AWAY		0-2-0		0-2-0		0-3-0	
0-1-0	0-0-0	0-0-0		NEUTRAL		0-0-0		0-0-0		0-1-0	
6-9-0	0-0-0	0-0-0		CONFERENCE		0-0-0		0-0-0		6-9-0	
2-4-0	0-0-0	0-0-0		HOME		0-0-0		0-0-0		2-4-0	
4-5-0	0-0-0	0-0-0		AWAY		0-0-0		0-0-0		4-5-0	
0-0-0	0-0-0	0-0-0		NEUTRAL		0-0-0		0-0-0		0-0-0	
RPI	S	Opponent	Score	RPI	S	Opponent	Score	RPI	S	Opponent	Score
				44	A	North Carolina St.	0 15				
				44	A	North Carolina St.	4 17				
				45	A	High Point	7 6				
				50	H	Bryant	0 4				
				50	H	Bryant	0 1				

Non-Div. I Games:

N.C. A&amp;T

RPI	S	Opponent	Score	
292	H	Marist	3	0

N.C. A&T

N  
.  
C  
.  
A  
&  
T

N  
.  
C  
.  
A  
&  
T



Average RPI Win:		232	WON-LOST RECORD		WINNING PCT. RANK		LAST 10 GAMES		STRENGTH OF SCHEDULE		OPP. STRENGTH OF SCHEDULE		TEAM RPI		ADJ RPI		CONF. RPI		ADJ CONF. RPI				
Average RPI Loss:		137																					
DIV. I ONLY			13-19-0		.40625	207	4-6-0		282		115		266		.43066	266	27		27				
DIV. I NON-CONF.			8-15-0		.34783	229	0-3-0		272		51		280		.42279	280	26		26				
TOTALS		RPI 1-25		RPI 26-50		W-L RECORDS		RPI 51-100		RPI 101-150		RPI 150+											
13-19-0		0-4-0		0-2-0		OVERALL		0-0-0		1-3-0		12-10-0											
7-9-0		0-0-0		0-1-0		HOME		0-0-0		0-0-0		7-8-0											
6-10-0		0-4-0		0-1-0		AWAY		0-0-0		1-3-0		5-2-0											
0-0-0		0-0-0		0-0-0		NEUTRAL		0-0-0		0-0-0		0-0-0											
8-15-0		0-4-0		0-2-0		NON-CONFERENCE		0-0-0		1-3-0		7-6-0											
7-6-0		0-0-0		0-1-0		HOME		0-0-0		0-0-0		7-5-0											
1-9-0		0-4-0		0-0-		AWAY		0-0-0		1-3-0		0-1-0											
0-0-0		0-0-0		0-0-0		NEUTRAL		0-0-0		0-0-0		0-0-0											
5-4-0		0-0-0		0-0-0		CONFERENCE		0-0-0		0-0-0		5-4-0											
0-3-0		0-0-0		0-0-0		HOME		0-0-0		0-0-0		0-3-0											
5-1-0		0-0-0		0-0-0		AWAY		0-0-0		0-0-0		5-1-0											
0-0-0		0-0-0		0-0-0		NEUTRAL		0-0-0		0-0-0		0-0-0											
RPI	S	Opponent		Score		RPI	S	Opponent		Score		RPI	S	Opponent		Score		RPI	S	Opponent		Score	
10	A	Texas Tech		3	5	49	A	New Mexico		7	17			145	A	UC Davis		6	4				
10	A	Texas Tech		4	14	49	H	New Mexico		4	14			145	A	UC Davis		0	4				
10	A	Texas Tech		7	8									145	A	UC Davis		1	5				
10	A	Texas Tech		2	15									145	A	UC Davis		5	6				
														158	H	Sacramento St.		6	20				
														158	H	Sacramento St.		0	11				
														158	H	Sacramento St.		2	8				
														209	H	St. Mary's (CA)		3	8				
														209	H	St. Mary's (CA)		8	6				
														209	H	St. Mary's (CA)		4	2				
														209	H	St. Mary's (CA)		14	2				
														220	A	Air Force		6	9				
														224	H	SIU Edwardsville		3	4				
														224	H	SIU Edwardsville		16	12				
														224	H	SIU Edwardsville		4	1				
														224	H	SIU Edwardsville		12	2				
														225	A	Tex.-Pan American		4	9				
														225	A	Tex.-Pan American		7	4				
														225	A	Tex.-Pan American		3	2				
														226	H	Oakland		3	8				
														226	H	Oakland		11	14				
														226	H	Oakland		17	2				
														226	H	Oakland		3	7				
														299	A	Northern Colo.		7	4				
														299	A	Northern Colo.		12	9				
														299	A	Northern Colo.		16	4				
														225	A	Tex.-Pan American		3	2				
LAST 10 GAMES																							
		220 A Air Force		6	9			158 H Sacramento St.		6	20			226	H	Oakland		3	7				
		299 A Northern Colo.		12	9			158 H Sacramento St.		0	11			299	A	Northern Colo.		7	4				
		299 A Northern Colo.		7	4			158 H Sacramento St.		2	8			299	A	Northern Colo.		12	9				
		299 A Northern Colo.		16	4			49 H New Mexico		4	14			299	A	Northern Colo.		16	4				
		49 A New Mexico		7	17			225 A Tex.-Pan American		3	2												

Non-Div. I Games:

New Mexico St.

Average RPI Win:	208	WON-LOST RECORD	WINNING PCT. RANK	LAST 10 GAMES	STRENGTH OF SCHEDULE	OPP. STRENGTH OF SCHEDULE	TEAM RPI	ADJ RPI	CONF. RPI	ADJ CONF. RPI	
Average RPI Loss:	156										
DIV. I ONLY	11-26-0	.2973	271	2-8-0	232	184	267	.43032	267	18	18
DIV. I NON-CONF.	7-15-0	.31818	244	1-3-0	224	143	259	.44258	258	21	21
<hr/>											
TOTALS	RPI 1-25	RPI 26-50		W-L RECORDS	RPI 51-100		RPI 101-150		RPI 150+		
11-26-0	0-0-0	0-0-0		OVERALL	0-5-0		1-6-0		10-15-0		
6-9-0	0-0-0	0-0-0		HOME	0-1-0		1-3-0		5-5-0		
5-17-0	0-0-0	0-0-0		AWAY	0-4-0		0-3-0		5-10-0		
0-0-0	0-0-0	0-0-0		NEUTRAL	0-0-0		0-0-0		0-0-0		
7-15-0	0-0-0	0-0-0		NON-CONFERENCE	0-5-0		1-3-0		6-7-0		
3-6-0	0-0-0	0-0-0		HOME	0-1-0		1-3-0		2-2-0		
4-9-0	0-0-0	0-0-		AWAY	0-4-0		0-0-0		4-5-0		
0-0-0	0-0-0	0-0-0		NEUTRAL	0-0-0		0-0-0		0-0-0		
4-11-0	0-0-0	0-0-0		CONFERENCE	0-0-0		0-3-0		4-8-0		
3-3-0	0-0-0	0-0-0		HOME	0-0-0		0-0-0		3-3-0		
1-8-0	0-0-0	0-0-0		AWAY	0-0-0		0-3-0		1-5-0		
0-0-0	0-0-0	0-0-0		NEUTRAL	0-0-0		0-0-0		0-0-0		
RPI	S	Opponent	Score	RPI	S	Opponent	Score	RPI	S	Opponent	Score

Non-Div. I Games:

UNC Asheville

RPI	S	Opponent	Score	
236	H	Gardner-Webb	5	1
236	H	Gardner-Webb	4	3
236	H	Gardner-Webb	6	7
243	A	USC Upstate	2	1
280	H	N.C. Central	8	4

UNC Asheville

U  
N  
C  
A  
s  
h  
e  
v  
i  
l  
l  
e

U  
N  
C  
A  
s  
h  
e  
v  
i  
l  
l  
e

Average RPI Win:	217	WON-LOST RECORD	WINNING PCT. RANK	LAST 10 GAMES	STRENGTH OF SCHEDULE	OPP. STRENGTH OF SCHEDULE	TEAM RPI	ADJ RPI	CONF. RPI	ADJ CONF. RPI		
DIV. I ONLY		7-18-0	.28	279	1-9-0	170	275	268	.43021	268	20	20
DIV. I NON-CONF.		6-11-0	.35294	226	0-2-0	70	301	213	.46782	212	20	20
<hr/>												
TOTALS	RPI 1-25	RPI 26-50		W-L RECORDS		RPI 51-100		RPI 101-150		RPI 150+		
7-18-0	0-0-0	0-0-0		OVERALL		0-4-0		0-5-0		7-9-0		
3-8-0	0-0-0	0-0-0		HOME		0-4-0		0-1-0		3-3-0		
3-9-0	0-0-0	0-0-0		AWAY		0-0-0		0-4-0		3-5-0		
1-1-0	0-0-0	0-0-0		NEUTRAL		0-0-0		0-0-0		1-1-0		
6-11-0	0-0-0	0-0-0		NON-CONFERENCE		0-0-0		0-5-0		6-6-0		
3-4-0	0-0-0	0-0-0		HOME		0-0-0		0-1-0		3-3-0		
2-6-0	0-0-0	0-0-		AWAY		0-0-0		0-4-0		2-2-0		
1-1-0	0-0-0	0-0-0		NEUTRAL		0-0-0		0-0-0		1-1-0		
1-7-0	0-0-0	0-0-0		CONFERENCE		0-4-0		0-0-0		1-3-0		
0-4-0	0-0-0	0-0-0		HOME		0-4-0		0-0-0		0-0-0		
1-3-0	0-0-0	0-0-0		AWAY		0-0-0		0-0-0		1-3-0		
0-0-0	0-0-0	0-0-0		NEUTRAL		0-0-0		0-0-0		0-0-0		
RPI	S	Opponent	Score	RPI	S	Opponent	Score	RPI	S	Opponent	Score	
						81 H Sacred Heart	2 6	111 A Davidson		2 4		
						81 H Sacred Heart	7 9	112 A St. John's (NY)		4 10		
						81 H Sacred Heart	2 3	120 A Seton Hall		1 5		
						81 H Sacred Heart	2 4	120 A Seton Hall		1 3		
								120 H Seton Hall		5 10		
								168 A Morehead St.		7 8		
								168 A Morehead St.		5 3		
								168 A Morehead St.		10 5		
								178 A Army		3 7		
								184 A Wagner		7 3		
								184 A Wagner		5 12		
								184 A Wagner		0 1		
								184 A Wagner		1 5		
								228 H Lafayette		4 11		
								228 H Lafayette		2 6		
								228 H Lafayette		0 8		
								237 H Lehigh		12 4		
								237 H Lehigh		9 1		
								237 N Lehigh		7 5		
								237 N Lehigh		2 4		
								286 H NJIT		11 8		
				LAST 10 GAMES								
				184 A Wagner		1 5	81 H Sacred Heart		2 3			
				184 A Wagner		7 3	81 H Sacred Heart		2 4			
				184 A Wagner		0 1	81 H Sacred Heart		2 6			
				184 A Wagner		5 12	178 A Army		3 7			
				81 H Sacred Heart		7 9	120 A Seton Hall		1 5			

Non-Div. I Games:

Fairleigh Dickinson

UMBC

Average RPI Win: 256		WON-LOST RECORD		WINNING PCT. RANK		LAST 10 GAMES		STRENGTH OF SCHEDULE		OPP. STRENGTH OF SCHEDULE		TEAM RPI		ADJ RPI		CONF. RPI		ADJ CONF. RPI	
DIV. I ONLY		10-18-0		.35714 238		5-5-0		263		252		270		.42771 269		25		25	
DIV. I NON-CONF.		4-12-0		.25 270		2-2-0		74		251		236		.45929 236		24		24	
TOTALS		RPI 1-25		RPI 26-50		W-L RECORDS		RPI 51-100		RPI 101-150		RPI 150+							
10-18-0		0-1-0		0-0-0		OVERALL		0-5-0		0-3-0		10-9-0							
5-4-0		0-0-0		0-0-0		HOME		0-0-0		0-0-0		5-4-0							
4-12-0		0-0-0		0-0-0		AWAY		0-4-0		0-3-0		4-5-0							
1-2-0		0-1-0		0-0-0		NEUTRAL		0-1-0		0-0-0		1-0-0							
4-12-0		0-1-0		0-0-0		NON-CONFERENCE		0-5-0		0-3-0		4-3-0							
2-1-0		0-0-0		0-0-0		HOME		0-0-0		0-0-0		2-1-0							
1-9-0		0-0-0		0-0-		AWAY		0-4-0		0-3-0		1-2-0							
1-2-0		0-1-0		0-0-0		NEUTRAL		0-1-0		0-0-0		1-0-0							
6-6-0		0-0-0		0-0-0		CONFERENCE		0-0-0		0-0-0		6-6-0							
3-3-0		0-0-0		0-0-0		HOME		0-0-0		0-0-0		3-3-0							
3-3-0		0-0-0		0-0-0		AWAY		0-0-0		0-0-0		3-3-0							
0-0-0		0-0-0		0-0-0		NEUTRAL		0-0-0		0-0-0		0-0-0							
RPI	S	Opponent		Score		RPI	S	Opponent		Score		RPI	S	Opponent		Score			
22	N	Maryland		0 6								108	A	William & Mary		6 15			
								74 A East Carolina		0 6		108	A	William & Mary		2 7			
								74 A East Carolina		3 13		108	A	William & Mary		1 2			
								74 A East Carolina		1 2		108	A	William & Mary		1 2			
								76 A Elon		7 8		182	N	UNC Greensboro		2 0			
								76 N Elon		1 3		197	A	Binghamton		3 16			
												197	A	Binghamton		4 8			
												197	A	Binghamton		3 7			
												202	A	Coastal Caro.		5 7			
												215	A	Delaware St.		9 16			
												215	H	Delaware St.		17 5			
												217	H	Maine		7 6			
												217	H	Maine		2 1			
												217	H	Maine		1 4			
												287	A	Albany (NY)		9 5			
												287	A	Albany (NY)		4 2			
												287	A	Albany (NY)		10 6			
												287	H	Albany (NY)		3 2			
												287	H	Albany (NY)		4 6			
												287	H	Albany (NY)		7 9			
												289	A	Navy		8 3			
												289	H	Navy		7 9			
												293	H	UMES		5 2			
LAST 10 GAMES																			
287 A		Albany (NY)		10 6		197 A		Binghamton		3 7									
287 A		Albany (NY)		9 5		197 A		Binghamton		3 16									
287 A		Albany (NY)		4 2		293 H		UMES		5 2									
215 H		Delaware St.		17 5		215 A		Delaware St.		9 16									
197 A		Binghamton		4 8		74 A		East Carolina		1 2									

Non-Div. I Games:

UMBC

Average RPI Win:	213	WON-LOST RECORD	WINNING PCT. RANK	LAST 10 GAMES	STRENGTH OF SCHEDULE	OPP. STRENGTH OF SCHEDULE	TEAM RPI	ADJ RPI	CONF. RPI	ADJ CONF. RPI		
DIV. I ONLY	10-13-0	.43478	189	2-8-0	296	214	271	.42659	270	25	25	
DIV. I NON-CONF.	7-8-0	.46667	175	1-3-0	282	205	207	.47033	206	24	24	
<hr/>												
TOTALS	RPI 1-25	RPI 26-50		W-L RECORDS	RPI 51-100		RPI 101-150		RPI 150+			
10-13-0	0-0-0	0-1-0		OVERALL	0-0-0		1-3-0		9-9-0			
1-3-0	0-0-0	0-0-0		HOME	0-0-0		0-0-0		1-3-0			
4-8-0	0-0-0	0-1-0		AWAY	0-0-0		1-3-0		3-4-0			
5-2-0	0-0-0	0-0-0		NEUTRAL	0-0-0		0-0-0		5-2-0			
<hr/>												
7-8-0	0-0-0	0-1-0		NON-CONFERENCE	0-0-0		1-3-0		6-4-0			
0-0-0	0-0-0	0-0-0		HOME	0-0-0		0-0-0		0-0-0			
3-6-0	0-0-0	0-0-		AWAY	0-0-0		1-3-0		2-2-0			
4-2-0	0-0-0	0-0-0		NEUTRAL	0-0-0		0-0-0		4-2-0			
<hr/>												
3-5-0	0-0-0	0-0-0		CONFERENCE	0-0-0		0-0-0		3-5-0			
1-3-0	0-0-0	0-0-0		HOME	0-0-0		0-0-0		1-3-0			
1-2-0	0-0-0	0-0-0		AWAY	0-0-0		0-0-0		1-2-0			
1-0-0	0-0-0	0-0-0		NEUTRAL	0-0-0		0-0-0		1-0-0			
<hr/>												
RPI	S	Opponent	Score	RPI	S	Opponent	Score	RPI	S	Opponent	Score	
				50	A	Bryant	4	5				

Non-Div. I Games:

UMass Lowell

Average RPI Win: 187		WON-LOST	WINNING	LAST 10	STRENGTH OF		OPP. STRENGTH	TEAM	ADJ		CONF.	ADJ CONF.
Average RPI Loss: 140		RECORD	PCT. RANK	GAMES	SCHEDULE		OF SCHEDULE	RPI	RPI		RPI	RPI
DIV. I ONLY		6-24-0	.2	295	2-8-0		99	272	272		.42657	271
DIV. I NON-CONF.		4-15-0	.21053	278	1-1-0		108	279	266		.43754	266
TOTALS		RPI 1-25	RPI 26-50		W-L RECORDS		RPI 51-100		RPI 101-150		RPI 150+	
6-24-0		0-0-0	0-0-0		OVERALL		0-8-0		2-6-0		4-10-0	
3-7-0		0-0-0	0-0-0		HOME		0-3-0		2-4-0		1-0-0	
1-11-0		0-0-0	0-0-0		AWAY		0-3-0		0-0-0		1-8-0	
2-6-0		0-0-0	0-0-0		NEUTRAL		0-2-0		0-2-0		2-2-0	
4-15-0		0-0-0	0-0-0		NON-CONFERENCE		0-5-0		0-2-0		4-8-0	
1-0-0		0-0-0	0-0-0		HOME		0-0-0		0-0-0		1-0-0	
1-9-0		0-0-0	0-0-		AWAY		0-3-0		0-0-0		1-6-0	
2-6-0		0-0-0	0-0-0		NEUTRAL		0-2-0		0-2-0		2-2-0	
2-9-0		0-0-0	0-0-0		CONFERENCE		0-3-0		2-4-0		0-2-0	
2-7-0		0-0-0	0-0-0		HOME		0-3-0		2-4-0		0-0-0	
0-2-0		0-0-0	0-0-0		AWAY		0-0-0		0-0-0		0-2-0	
0-0-0		0-0-0	0-0-0		NEUTRAL		0-0-0		0-0-0		0-0-0	
RPI S	Opponent	Score	RPI S	Opponent	Score	RPI S	Opponent	Score	RPI S	Opponent	Score	
						60 N	Kansas	10 14	102 N	Evansville	4 6	
						89 N	Ball St.	4 5	114 H	Iowa	0 5	
						94 A	Southern California	1 2	114 H	Iowa	14 13	
						94 A	Southern California	6 13	114 H	Iowa	1 8	
						94 A	Southern California	3 4	118 N	Bucknell	5 6	
						95 H	Illinois	0 1	143 H	Minnesota	1 5	
						95 H	Illinois	0 13	143 H	Minnesota	4 3	
						95 H	Illinois	2 6	143 H	Minnesota	1 2	
									165 A	South Fla.	2 4	
									165 A	South Fla.	6 4	
									165 A	South Fla.	0 7	
									169 A	Tennessee Tech	7 11	
									169 A	Tennessee Tech	6 8	
									169 A	Tennessee Tech	2 12	
									171 H	Valparaiso	12 5	
									191 A	Penn St.	6 10	
									191 A	Penn St.	3 7	
									217 N	Maine	4 8	
									229 N	LIU Brooklyn	4 9	
									234 N	Omaha	8 5	
									247 A	Eastern Mich.	8 9	
									297 N	Mississippi Val.	12 4	
LAST 10 GAMES												
						114 H	Iowa	0 5	95 H	Illinois	2 6	
						114 H	Iowa	1 8	95 H	Illinois	0 13	
						114 H	Iowa	14 13	191 A	Penn St.	6 10	
						171 H	Valparaiso	12 5	191 A	Penn St.	3 7	
						95 H	Illinois	0 1	247 A	Eastern Mich.	8 9	

Non-Div. I Games:

Northwestern

Average RPI Win:	240	WON-LOST	WINNING	LAST 10	STRENGTH OF	OPP. STRENGTH	TEAM	ADJ	CONF.	ADJ CONF.	
Average RPI Loss:	214	RECORD	PCT. RANK	GAMES	SCHEDULE	OF SCHEDULE	RPI	RPI	RPI	RPI	
DIV. I ONLY	18-16-0	.52941	128	4-6-0	293	250	269	.42653	272	31	31
DIV. I NON-CONF.	9-6-0	.6	81	3-0-0	255	188	167	.48745	171	30	30
<hr/>											
TOTALS	RPI 1-25	RPI 26-50		W-L RECORDS		RPI 51-100		RPI 101-150		RPI 150+	
18-16-0	0-0-0	0-0-0		OVERALL		0-0-0		4-4-0		14-12-0	
14-8-0	0-0-0	0-0-0		HOME		0-0-0		2-2-0		12-6-0	
4-8-0	0-0-0	0-0-0		AWAY		0-0-0		2-2-0		2-6-0	
0-0-0	0-0-0	0-0-0		NEUTRAL		0-0-0		0-0-0		0-0-0	
9-6-0	0-0-0	0-0-0		NON-CONFERENCE		0-0-0		4-4-0		5-2-0	
6-3-0	0-0-0	0-0-0		HOME		0-0-0		2-2-0		4-1-0	
3-3-0	0-0-0	0-0-		AWAY		0-0-0		2-2-0		1-1-0	
0-0-0	0-0-0	0-0-0		NEUTRAL		0-0-0		0-0-0		0-0-0	
9-10-0	0-0-0	0-0-0		CONFERENCE		0-0-0		0-0-0		9-10-0	
8-5-0	0-0-0	0-0-0		HOME		0-0-0		0-0-0		8-5-0	
1-5-0	0-0-0	0-0-0		AWAY		0-0-0		0-0-0		1-5-0	
0-0-0	0-0-0	0-0-0		NEUTRAL		0-0-0		0-0-0		0-0-0	
RPI	S	Opponent	Score	RPI	S	Opponent	Score	RPI	S	Opponent	Score
								122	A	Southeastern La.	2 3
								124	A	Nicholls St.	9 8
								124	A	Nicholls St.	2 3
								124	H	Nicholls St.	4 6
								124	H	Nicholls St.	2 18
								130	H	South Ala.	5 4
								131	A	La.-Monroe	9 6
								131	H	La.-Monroe	5 2
								177	H	Alabama St.	6 8
								177	H	Alabama St.	7 9
								177	H	Alabama St.	1 6
								227	H	South Dakota St.	2 1
								227	H	South Dakota St.	2 10
								240	A	Florida A&M	8 6
								240	A	Florida A&M	6 7
								244	H	Texas Southern	4 2
								244	H	Texas Southern	3 2
								259	A	Alabama A&M	4 7
								259	A	Alabama A&M	9 13
								259	A	Alabama A&M	1 2
								259	H	Alabama A&M	12 7
								259	H	Alabama A&M	1 8
								259	H	Alabama A&M	2 1
								283	H	Savannah St.	4 3
								283	H	Savannah St.	8 4
								283	H	Savannah St.	6 2
								283	H	Savannah St.	6 7
								294	A	Alcorn	6 7
								294	A	Alcorn	12 9
								294	A	Alcorn	3 4
								294	A	Alcorn	6 7
Non-Div. I Games:	Tougaloo	2	1	Rust	25	1	LeMoyne-Owen	7	3	Rust	9 0
	LeMoyne-Owen	21	1							Jackson St.	



RPI	S	Opponent	Score	
294	A	Alcorn	3	4
294	A	Alcorn	12	9
297	H	Mississippi Val.	3	2
297	H	Mississippi Val.	12	4
297	H	Mississippi Val.	17	3
300	H	Grambling	6	8
301	H	Southern U.	6	2

Jackson St.

J  
a  
c  
k  
s  
o  
n  
S  
t  
.

J  
a  
c  
k  
s  
o  
n  
S  
t  
.

Average RPI Win: 239		WON-LOST	WINNING	LAST 10	STRENGTH OF		OPP. STRENGTH	TEAM	ADJ		CONF.	ADJ CONF.			
Average RPI Loss: 165		RECORD	PCT. RANK	GAMES	SCHEDULE		OF SCHEDULE	RPI	RPI		RPI	RPI			
DIV. I ONLY		18-20-0	.47368	161	3-7-0		281	202	274	.42517	273	18	18		
DIV. I NON-CONF.		14-9-0	.6087	79	0-2-0		297	239	262	.4414	262	21	21		
TOTALS		RPI 1-25	RPI 26-50		W-L RECORDS		RPI 51-100		RPI 101-150		RPI 150+				
18-20-0		0-0-0	0-4-0		OVERALL		0-2-0		0-3-0		18-11-0				
15-12-0		0-0-0	0-3-0		HOME		0-1-0		0-3-0		15-5-0				
3-8-0		0-0-0	0-1-0		AWAY		0-1-0		0-0-0		3-6-0				
0-0-0		0-0-0	0-0-0		NEUTRAL		0-0-0		0-0-0		0-0-0				
14-9-0		0-0-0	0-1-0		NON-CONFERENCE		0-2-0		0-0-0		14-6-0				
13-5-0		0-0-0	0-0-0		HOME		0-1-0		0-0-0		13-4-0				
1-4-0		0-0-0	0-0-		AWAY		0-1-0		0-0-0		1-2-0				
0-0-0		0-0-0	0-0-0		NEUTRAL		0-0-0		0-0-0		0-0-0				
4-11-0		0-0-0	0-3-0		CONFERENCE		0-0-0		0-3-0		4-5-0				
2-7-0		0-0-0	0-3-0		HOME		0-0-0		0-3-0		2-1-0				
2-4-0		0-0-0	0-0-0		AWAY		0-0-0		0-0-0		2-4-0				
0-0-0		0-0-0	0-0-0		NEUTRAL		0-0-0		0-0-0		0-0-0				
RPI	S	Opponent	Score	RPI	S	Opponent	Score	RPI	S	Opponent	Score	RPI	S	Opponent	Score
				41	A	Georgia	5 14	96	A	Col. of Charleston	3 12	148	H	Radford	4 18
				45	H	High Point	9 10	96	H	Col. of Charleston	2 9	148	H	Radford	9 10
				45	H	High Point	4 6					148	H	Radford	2 8
				45	H	High Point	1 6					154	H	Toledo	6 3
												154	H	Toledo	2 1
												154	H	Toledo	2 3
												181	A	Citadel	3 10
												202	A	Coastal Caro.	3 7
												202	A	Coastal Caro.	3 1
												202	A	Coastal Caro.	2 8
												210	H	Wofford	4 10
												230	H	Holy Cross	12 7
												230	H	Holy Cross	10 4
												230	H	Holy Cross	1 0
												230	H	Holy Cross	1 7
												236	H	Gardner-Webb	5 3
												236	H	Gardner-Webb	7 18
												236	H	Gardner-Webb	11 4
												243	H	USC Upstate	7 1
												250	A	Longwood	7 8
												250	A	Longwood	4 9
				LAST 10 GAMES								250	A	Longwood	2 1
				236	H	Gardner-Webb	5 3	45	H	High Point	1 6	253	H	Villanova	8 4
				236	H	Gardner-Webb	7 18	283	A	Savannah St.	3 4	253	H	Villanova	2 1
				236	H	Gardner-Webb	11 4	283	H	Savannah St.	5 7	253	H	Villanova	2 0
				45	H	High Point	9 10	202	A	Coastal Caro.	2 8	274	H	Siena	8 5
				45	H	High Point	4 6	202	A	Coastal Caro.	3 1	274	H	Siena	5 3

Non-Div. I Games:

Charleston So.

RPI	S	Opponent	Score	
274	H	Siena	3	0
278	H	Rhode Island	8	4
283	A	Savannah St.	3	4
283	A	Savannah St.	10	5
283	H	Savannah St.	5	7

Charleston So.

C  
h  
a  
r  
l  
e  
s  
t  
o  
n  
S  
o  
.

C  
h  
a  
r  
l  
e  
s  
t  
o  
n  
S  
o  
.

S  
i  
e  
n  
a

Siena

Average RPI Win: 257		WON-LOST RECORD		WINNING PCT. RANK		LAST 10 GAMES		STRENGTH OF SCHEDULE		OPP. STRENGTH OF SCHEDULE		TEAM RPI		ADJ RPI		CONF. RPI		ADJ CONF. RPI	
DIV. I ONLY		9-20-0		.31034 265		4-5-0		249		289		276		.42379 275		29		29	
DIV. I NON-CONF.		6-16-0		.27273 265		1-1-0		160		292		258		.44261 257		28		28	
TOTALS		RPI 1-25		RPI 26-50		W-L RECORDS		RPI 51-100		RPI 101-150		RPI 150+							
9-20-0		0-2-0		0-0-0		OVERALL		0-5-0		0-1-0		9-12-0							
4-3-0		0-0-0		0-0-0		HOME		0-0-0		0-1-0		4-2-0							
4-13-0		0-2-0		0-0-0		AWAY		0-3-0		0-0-0		4-8-0							
1-4-0		0-0-0		0-0-0		NEUTRAL		0-2-0		0-0-0		1-2-0							
6-16-0		0-2-0		0-0-0		NON-CONFERENCE		0-5-0		0-1-0		6-8-0							
2-2-0		0-0-0		0-0-0		HOME		0-0-0		0-1-0		2-1-0							
3-10-0		0-2-0		0-0-		AWAY		0-3-0		0-0-0		3-5-0							
1-4-0		0-0-0		0-0-0		NEUTRAL		0-2-0		0-0-0		1-2-0							
3-4-0		0-0-0		0-0-0		CONFERENCE		0-0-0		0-0-0		3-4-0							
2-1-0		0-0-0		0-0-0		HOME		0-0-0		0-0-0		2-1-0							
1-3-0		0-0-0		0-0-0		AWAY		0-0-0		0-0-0		1-3-0							
0-0-0		0-0-0		0-0-0		NEUTRAL		0-0-0		0-0-0		0-0-0							
RPI	S	Opponent		Score		RPI	S	Opponent		Score		RPI	S	Opponent		Score			
16	A	Liberty		2	11							120	H	Seton Hall		3	4		
16	A	Liberty		1	3							68	A	Western Caro.		2	3		
												68	A	Western Caro.		4	1		
												89	N	Ball St.		1	11		
												89	N	Ball St.		5	11		
																8	15		
												219	N	Temple		7	2		
												219	N	Temple		0	5		
												236	A	Gardner-Webb		3	2		
												236	A	Gardner-Webb		3	2		
												238	A	Quinnipiac		3	2		
												239	A	Saint Peter's		0	3		
												239	A	Saint Peter's		1	6		
												239	A	Saint Peter's		7	8		
												270	H	UMass Lowell		5	1		
												270	N	UMass Lowell		1	2		
												286	A	NJIT		1	2		
												286	A	NJIT		8	5		
												286	H	NJIT		1	5		
												286	H	NJIT		13	3		
												292	H	Marist		9	13		
												292	H	Marist		7	2		
												292	H	Marist		9	1		
LAST 10 GAMES																			

Non-Div. I Games:

Rider

Average RPI Win: 229		WON-LOST	WINNING	LAST 10	STRENGTH OF		OPP. STRENGTH	TEAM	ADJ		CONF.	ADJ CONF.	
Average RPI Loss: 162		RECORD	PCT. RANK	GAMES	SCHEDULE		OF SCHEDULE	RPI	RPI		RPI	RPI	
DIV. I ONLY		11-22-0	.33333	250	4-6-0		193	280	277	.4229	276	23	23
DIV. I NON-CONF.		7-14-0	.33333	230	1-3-0		259	280	291	.39703	291	25	25
TOTALS		RPI 1-25	RPI 26-50		W-L RECORDS		RPI 51-100		RPI 101-150		RPI 150+		
11-22-0	0-1-0	0-0-0		OVERALL		1-2-0		0-4-0		10-15-0			
9-13-0	0-0-0	0-0-0		HOME		1-2-0		0-1-0		8-10-0			
2-9-0	0-1-0	0-0-0		AWAY		0-0-0		0-3-0		2-5-0			
0-0-0	0-0-0	0-0-0		NEUTRAL		0-0-0		0-0-0		0-0-0			
7-14-0	0-1-0	0-0-0		NON-CONFERENCE		0-0-0		0-4-0		7-9-0			
7-9-0	0-0-0	0-0-0		HOME		0-0-0		0-1-0		7-8-0			
0-5-0	0-1-0	0-0-		AWAY		0-0-0		0-3-0		0-1-0			
0-0-0	0-0-0	0-0-0		NEUTRAL		0-0-0		0-0-0		0-0-0			
4-8-0	0-0-0	0-0-0		CONFERENCE		1-2-0		0-0-0		3-6-0			
2-4-0	0-0-0	0-0-0		HOME		1-2-0		0-0-0		1-2-0			
2-4-0	0-0-0	0-0-0		AWAY		0-0-0		0-0-0		2-4-0			
0-0-0	0-0-0	0-0-0		NEUTRAL		0-0-0		0-0-0		0-0-0			
RPI S	Opponent	Score		RPI S	Opponent	Score		RPI S	Opponent	Score			
8 A	Virginia	0 10						105 H	Towson	3 5			
								122 A	Southeastern La.	1 6			
								122 A	Southeastern La.	9 14			
								122 A	Southeastern La.	3 9			
								161 A	Saint Louis	4 5			
								161 A	Saint Louis	4 10			
								161 A	Saint Louis	4 10			
								170 H	George Mason	3 10			
								170 H	George Mason	4 3			
								170 H	George Mason	3 7			
								172 H	Cornell	4 3			
								172 H	Cornell	2 6			
								172 H	Cornell	1 8			
								172 H	Cornell	3 4			
								201 A	Georgetown	6 7			
								201 H	Georgetown	2 6			
								215 H	Delaware St.	5 7			
								228 H	Lafayette	2 3			
								228 H	Lafayette	1 0			
								228 H	Lafayette	2 4			
								239 H	Saint Peter's	11 4			
								260 A	La Salle	3 1			
								260 A	La Salle	1 5			
								260 A	La Salle	8 6			
								263 H	Monmouth	1 0			
								263 H	Monmouth	5 6			
								263 H	Monmouth	1 0			
LAST 10 GAMES													
				260 A	La Salle	1 5		170 H	George Mason	3 10			
				260 A	La Salle	3 1		170 H	George Mason	3 7			
				260 A	La Salle	8 6		170 H	George Mason	4 3			
				105 H	Towson	3 5		8 A	Virginia	0 10			
				291 H	Coppin St.	10 4		201 H	Georgetown	2 6			

Non-Div. I Games:

George Washington

RPI	S	Opponent	Score	
291	H	Coppin St.	10	4
293	H	UMES	3	2

George Washington

G  
e  
o  
r  
g  
e  
W  
a  
s  
h  
i  
n  
g  
t  
o  
n

G  
e  
o  
r  
g  
e  
W  
a  
s  
h  
i  
n  
g  
t  
o  
n

Average RPI Win: 295		WON-LOST RECORD		WINNING PCT. RANK		LAST 10 GAMES		STRENGTH OF SCHEDULE		OPP. STRENGTH OF SCHEDULE		TEAM RPI		ADJ RPI		CONF. RPI		ADJ CONF. RPI					
Average RPI Loss: 145																							
DIV. I ONLY		12-20-0		.375 226		5-5-0		280		267		273		.42179 277		31		31					
DIV. I NON-CONF.		0-15-0		0 298		0-1-0		139		9		296		.3854 297		30		30					
TOTALS		RPI 1-25		RPI 26-50		W-L RECORDS		RPI 51-100		RPI 101-150		RPI 150+											
12-20-0		0-3-0		0-1-0		OVERALL		0-3-0		0-3-0		12-10-0											
4-5-0		0-0-0		0-0-0		HOME		0-0-0		0-1-0		4-4-0											
8-13-0		0-3-0		0-1-0		AWAY		0-2-0		0-2-0		8-5-0											
0-2-0		0-0-0		0-0-0		NEUTRAL		0-1-0		0-0-0		0-1-0											
0-15-0		0-3-0		0-1-0		NON-CONFERENCE		0-3-0		0-3-0		0-5-0											
0-1-0		0-0-0		0-0-0		HOME		0-0-0		0-1-0		0-0-0											
0-12-0		0-3-0		0-0-		AWAY		0-2-0		0-2-0		0-4-0											
0-2-0		0-0-0		0-0-0		NEUTRAL		0-1-0		0-0-0		0-1-0											
12-5-0		0-0-0		0-0-0		CONFERENCE		0-0-0		0-0-0		12-5-0											
4-4-0		0-0-0		0-0-0		HOME		0-0-0		0-0-0		4-4-0											
8-1-0		0-0-0		0-0-0		AWAY		0-0-0		0-0-0		8-1-0											
0-0-0		0-0-0		0-0-0		NEUTRAL		0-0-0		0-0-0		0-0-0											
RPI	S	Opponent		Score		RPI	S	Opponent		Score		RPI	S	Opponent		Score		RPI	S	Opponent		Score	
5	A	Ole Miss		1	11	47	A	Auburn		1	2	62	N	California		3	8	123	A	Central Ark.		12	18
10	A	Texas Tech		1	5							87	A	Oklahoma		6	16	123	H	Central Ark.		1	13
10	A	Texas Tech		0	2							87	A	Oklahoma		0	11	144	A	UALR		3	9
																		157	A	Tulane		1	3
																		157	A	Tulane		4	11
																		157	A	Tulane		2	3
																		157	A	Tulane		0	7
																		196	N	East Tenn. St.		3	7
																		244	H	Texas Southern		9	2
																		244	H	Texas Southern		2	5
																		244	H	Texas Southern		8	9
																		298	A	Prairie View		1	5
																		298	A	Prairie View		6	3
																		298	A	Prairie View		3	2
																		298	H	Prairie View		4	5
																		298	H	Prairie View		3	0
																		300	A	Grambling		7	5
																		300	A	Grambling		8	5
																		300	A	Grambling		6	5
																		301	A	Southern U.		9	2
																		301	A	Southern U.		5	2
																		301	A	Southern U.		8	6
																		301	H	Southern U.		17	16
																		301	H	Southern U.		3	4
																		301	H	Southern U.		16	7
LAST 10 GAMES																							
																		301	H	Southern U.		16	7
																		301	H	Southern U.		17	16
																		301	H	Southern U.		3	4
																		298	A	Prairie View		1	5
																		298	A	Prairie View		6	3
																		244	H	Texas Southern		8	9
																		244	H	Texas Southern		2	5
																		244	H	Texas Southern		9	2

Non-Div. I Games: West Ala. 0 3 West Ala. 0 13

Ark.-Pine Bluff



Average RPI Win:	174	WON-LOST RECORD	WINNING PCT. RANK	LAST 10 GAMES	STRENGTH OF SCHEDULE	OPP. STRENGTH OF SCHEDULE	TEAM RPI	ADJ RPI	CONF. RPI	ADJ CONF. RPI	
DIV. I ONLY		6-24-0	.2 295	2-8-0	133	281	278	.42148	278	23 23	
DIV. I NON-CONF.		4-16-0	.2 280	0-3-0	74	268	248	.44887	248	25 25	
<hr/>											
TOTALS	RPI 1-25	RPI 26-50		W-L RECORDS	RPI 51-100		RPI 101-150		RPI 150+		
6-24-0	0-0-0	0-1-0		OVERALL	1-3-0		1-4-0		4-16-0		
3-7-0	0-0-0	0-1-0		HOME	1-0-0		0-0-0		2-6-0		
2-16-0	0-0-0	0-0-0		AWAY	0-3-0		1-4-0		1-9-0		
1-1-0	0-0-0	0-0-0		NEUTRAL	0-0-0		0-0-0		1-1-0		
<hr/>											
4-16-0	0-0-0	0-1-0		NON-CONFERENCE	1-3-0		1-4-0		2-8-0		
1-3-0	0-0-0	0-1-0		HOME	1-0-0		0-0-0		0-2-0		
2-12-0	0-0-0	0-0-		AWAY	0-3-0		1-4-0		1-5-0		
1-1-0	0-0-0	0-0-0		NEUTRAL	0-0-0		0-0-0		1-1-0		
<hr/>											
2-8-0	0-0-0	0-0-0		CONFERENCE	0-0-0		0-0-0		2-8-0		
2-4-0	0-0-0	0-0-0		HOME	0-0-0		0-0-0		2-4-0		
0-4-0	0-0-0	0-0-0		AWAY	0-0-0		0-0-0		0-4-0		
0-0-0	0-0-0	0-0-0		NEUTRAL	0-0-0		0-0-0		0-0-0		
<hr/>											
RPI S	Opponent	Score	RPI S	Opponent	Score	RPI S	Opponent	Score	RPI S	Opponent	Score
			50 H	Bryant	3 8	81 H	Sacred Heart	10 9	132 A	FGCU	3 7
						96 A	Col. of Charleston	4 7	132 A	FGCU	1 7
						96 A	Col. of Charleston	3 7	132 A	FGCU	6 5
						96 A	Col. of Charleston	0 1	132 A	FGCU	3 4
									150 A	Central Conn. St.	1 3
									161 H	Saint Louis	1 3
									161 H	Saint Louis	2 3
									161 H	Saint Louis	0 4
									162 N	Marshall	6 5
									165 A	South Fla.	16 13
									165 A	South Fla.	3 4
									165 A	South Fla.	1 5
									181 A	Citadel	3 4
									198 N	James Madison	4 8
									202 A	Coastal Caro.	2 6
									203 H	Northeastern	0 6
									216 A	Dayton	0 1
									216 A	Dayton	5 9
									216 A	Dayton	3 8
									252 H	Fordham	8 6
									252 H	Fordham	0 3
									252 H	Fordham	2 0
			LAST 10 GAMES						260 A	La Salle	2 3
			216 A	Dayton	5 9	252 H	Fordham	0 3	270 H	UMass Lowell	4 8
			216 A	Dayton	0 1	252 H	Fordham	8 6	273 A	Charleston So.	4 8
			216 A	Dayton	3 8	150 A	Central Conn. St.	1 3			
			50 H	Bryant	3 8	203 H	Northeastern	0 6			
			252 H	Fordham	2 0	260 A	La Salle	2 3			

Non-Div. I Games:

Rhode Island

Average RPI Win: 240		WON-LOST	WINNING	LAST 10	STRENGTH OF		OPP. STRENGTH	TEAM	ADJ		CONF.	ADJ CONF.		
Average RPI Loss: 177		RECORD	PCT. RANK	GAMES	SCHEDULE		OF SCHEDULE	RPI	RPI		RPI	RPI		
DIV. I ONLY		10-21-0	.32258	256	4-6-0		261	270	279	.42013	279	29	29	
DIV. I NON-CONF.		7-14-0	.33333	230	1-1-0		229	224	246	.45429	246	28	28	
TOTALS		RPI 1-25	RPI 26-50		W-L RECORDS		RPI 51-100		RPI 101-150		RPI 150+			
10-21-0		0-3-0	0-0-0		OVERALL		0-1-0		1-3-0		9-14-0			
3-5-0		0-0-0	0-0-0		HOME		0-0-0		0-0-0		3-5-0			
6-8-0		0-3-0	0-0-0		AWAY		0-1-0		0-0-0		6-4-0			
1-8-0		0-0-0	0-0-0		NEUTRAL		0-0-0		1-3-0		0-5-0			
7-14-0		0-3-0	0-0-0		NON-CONFERENCE		0-1-0		1-3-0		6-7-0			
1-1-0		0-0-0	0-0-0		HOME		0-0-0		0-0-0		1-1-0			
5-8-0		0-3-0	0-0-		AWAY		0-1-0		0-0-0		5-4-0			
1-5-0		0-0-0	0-0-0		NEUTRAL		0-0-0		1-3-0		0-2-0			
3-7-0		0-0-0	0-0-0		CONFERENCE		0-0-0		0-0-0		3-7-0			
2-4-0		0-0-0	0-0-0		HOME		0-0-0		0-0-0		2-4-0			
1-0-0		0-0-0	0-0-0		AWAY		0-0-0		0-0-0		1-0-0			
0-3-0		0-0-0	0-0-0		NEUTRAL		0-0-0		0-0-0		0-3-0			
RPI	S	Opponent	Score		RPI	S	Opponent	Score		RPI	S	Opponent	Score	
4	A	Florida St.	2	13						118	N	Bucknell	2	9
4	A	Florida St.	0	13						118	N	Bucknell	5	6
4	A	Florida St.	1	4						118	N	Bucknell	2	1
										118	N	Bucknell	2	4
										174	H	Fairfield	2	3
										174	H	Fairfield	8	7
										174	H	Fairfield	0	6
										203	A	Northeastern	1	2
										203	A	Northeastern	2	6
										203	A	Northeastern	0	7
										219	N	Temple	4	10
										238	H	Quinnipiac	5	2
										238	H	Quinnipiac	3	4
										238	H	Quinnipiac	4	6
										253	N	Villanova	5	6
										256	A	St. Bonaventure	2	0
										256	A	St. Bonaventure	3	2
										256	H	St. Bonaventure	2	1
										256	H	St. Bonaventure	7	12
										263	A	Monmouth	7	5
										274	N	Siena	3	7
										274	N	Siena	2	3
										274	N	Siena	5	10
										280	A	N.C. Central	7	1
										280	A	N.C. Central	3	5
										280	A	N.C. Central	22	2
										280	A	N.C. Central	8	7
LAST 10 GAMES														
		174 H Fairfield	0	6			238 H Quinnipiac	4	6			274 N Siena	5	10
		174 H Fairfield	8	7			238 H Quinnipiac	5	2			280 A N.C. Central	7	1
		174 H Fairfield	2	3			238 H Quinnipiac	3	4			280 A N.C. Central	3	5
		256 H St. Bonaventure	7	12			263 A Monmouth	7	5			280 A N.C. Central	22	2
		256 H St. Bonaventure	2	1			274 N Siena	5	10			280 A N.C. Central	8	7

Non-Div. I Games:

Niagara

Average RPI Win: 252		WON-LOST	WINNING	LAST 10	STRENGTH OF		OPP. STRENGTH	TEAM	ADJ		CONF.	ADJ CONF.	
Average RPI Loss: 214		RECORD	PCT. RANK	GAMES	SCHEDULE		OF SCHEDULE	RPI	RPI		RPI	RPI	
DIV. I ONLY		13-21-1	.38571	219	0-1-0		274	282	281	.41859	280	30	30
DIV. I NON-CONF.		3-12-1	.21875	276	0-1-0		257	265	297	.38681	296	31	31
TOTALS		RPI 1-25	RPI 26-50		W-L RECORDS		RPI 51-100		RPI 101-150		RPI 150+		
13-21-1	0-0-0	0-1-0		OVERALL		0-2-0		0-1-0		13-17-1			
8-8-0	0-0-0	0-0-0		HOME		0-1-0		0-0-0		8-7-0			
5-13-1	0-0-0	0-1-0		AWAY		0-1-0		0-1-0		5-10-1			
0-0-0	0-0-0	0-0-0		NEUTRAL		0-0-0		0-0-0		0-0-0			
3-12-1	0-0-0	0-1-0		NON-CONFERENCE		0-2-0		0-1-0		3-8-1			
2-5-0	0-0-0	0-0-0		HOME		0-1-0		0-0-0		2-4-0			
1-7-1	0-0-0	0-0-		AWAY		0-1-0		0-1-0		1-4-1			
0-0-0	0-0-0	0-0-0		NEUTRAL		0-0-0		0-0-0		0-0-0			
10-9-0	0-0-0	0-0-0		CONFERENCE		0-0-0		0-0-0		10-9-0			
6-3-0	0-0-0	0-0-0		HOME		0-0-0		0-0-0		6-3-0			
4-6-0	0-0-0	0-0-0		AWAY		0-0-0		0-0-0		4-6-0			
0-0-0	0-0-0	0-0-0		NEUTRAL		0-0-0		0-0-0		0-0-0			
RPI S	Opponent	Score	RPI S	Opponent	Score	RPI S	Opponent	Score	RPI S	Opponent	Score		
			45 A	High Point	3 16	74 A	East Carolina	5 12	137 A	Duke	1 9		
						97 H	UNC Wilmington	0 9	163 H	Canisius	7 15		
									177 A	Alabama St.	2 3		
									177 A	Alabama St.	1 14		
									177 A	Alabama St.	8 9		
									180 A	Furman	3 2		
									214 A	Presbyterian	8 8		
									233 A	Bethune-Cookman	3 2		
									233 A	Bethune-Cookman	1 12		
									233 A	Bethune-Cookman	7 4		
									233 H	Bethune-Cookman	2 3		
									233 H	Bethune-Cookman	5 3		
									233 H	Bethune-Cookman	3 9		
									240 A	Florida A&M	5 13		
									240 A	Florida A&M	6 5		
									250 H	Longwood	16 12		
									265 A	N.C. A&T	5 6		
									265 A	N.C. A&T	9 3		
									265 A	N.C. A&T	1 5		
									265 H	N.C. A&T	5 3		
									265 H	N.C. A&T	12 3		
									265 H	N.C. A&T	4 0		
									267 A	UNC Asheville	4 8		
									279 H	Niagara	7 8		
									279 H	Niagara	5 3		
									279 H	Niagara	2 22		
									279 H	Niagara	1 7		
LAST 10 GAMES			97 H	UNC Wilmington	0 9	265 H	N.C. A&T	12 3	267 A	UNC Asheville	4 8		
			233 H	Bethune-Cookman	5 3	265 H	N.C. A&T	4 0	279 H	Niagara	7 8		
			233 H	Bethune-Cookman	2 3	265 H	N.C. A&T	5 3	279 H	Niagara	5 3		
			233 H	Bethune-Cookman	3 9	177 A	Alabama St.	8 9	279 H	Niagara	2 22		
			137 A	Duke	1 9	177 A	Alabama St.	1 14	279 H	Niagara	1 7		

Non-Div. I Games: Virginia St. 17 15 Virginia St. 12 6

N.C. Central

RPI	S	Opponent	Score	
283	H	Savannah St.	5	4
283	H	Savannah St.	4	5
283	H	Savannah St.	9	8
291	A	Coppin St.	8	11
291	A	Coppin St.	1	5

N.C. Central

N  
.  
C  
.  
C  
e  
n  
t  
r  
a  
l

N  
.  
C  
.  
C  
e  
n  
t  
r  
a  
l

Average RPI Win:	212	WON-LOST RECORD	WINNING PCT. RANK	LAST 10 GAMES	STRENGTH OF SCHEDULE	OPP. STRENGTH OF SCHEDULE	TEAM RPI	ADJ RPI	CONF. RPI	ADJ CONF. RPI	
Average RPI Loss:	185										
DIV. I ONLY	9-21-0	.3	270	1-9-0	245	277	282	.41817	281	27	27
DIV. I NON-CONF.	9-12-0	.42857	193	1-2-0	211	293	245	.45531	245	26	26
<hr/>											
TOTALS	RPI 1-25	RPI 26-50		W-L RECORDS	RPI 51-100		RPI 101-150		RPI 150+		
9-21-0	0-0-0	0-1-0		OVERALL	2-3-0		0-3-0		7-14-0		
2-8-0	0-0-0	0-0-0		HOME	0-0-0		0-0-0		2-8-0		
3-10-0	0-0-0	0-0-0		AWAY	1-2-0		0-3-0		2-5-0		
4-3-0	0-0-0	0-1-0		NEUTRAL	1-1-0		0-0-0		3-1-0		
9-12-0	0-0-0	0-1-0		NON-CONFERENCE	2-3-0		0-0-0		7-8-0		
2-5-0	0-0-0	0-0-0		HOME	0-0-0		0-0-0		2-5-0		
3-4-0	0-0-0	0-0-		AWAY	1-2-0		0-0-0		2-2-0		
4-3-0	0-0-0	0-1-0		NEUTRAL	1-1-0		0-0-0		3-1-0		
0-9-0	0-0-0	0-0-0		CONFERENCE	0-0-0		0-3-0		0-6-0		
0-3-0	0-0-0	0-0-0		HOME	0-0-0		0-0-0		0-3-0		
0-6-0	0-0-0	0-0-0		AWAY	0-0-0		0-3-0		0-3-0		
0-0-0	0-0-0	0-0-0		NEUTRAL	0-0-0		0-0-0		0-0-0		
RPI	S	Opponent	Score	RPI	S	Opponent	Score	RPI	S	Opponent	Score
				46	N	Southern Miss.	8 11	78	N	Missouri	3 6
								88	A	Northwestern St.	9 3
								88	A	Northwestern St.	2 7
								91	A	McNeese St.	3 9
								91	N	McNeese St.	6 3
								128	A	Grand Canyon	6 12
								128	A	Grand Canyon	5 15
								128	A	Grand Canyon	1 2
								171	H	Valparaiso	1 7
								190	H	Utah Valley	3 7
								190	H	Utah Valley	4 5
								190	H	Utah Valley	2 7
								208	H	Notre Dame	1 6
								227	H	South Dakota St.	1 2
								227	H	South Dakota St.	2 1
								227	H	South Dakota St.	6 10
								234	N	Omaha	10 13
								234	N	Omaha	2 1
								237	N	Lehigh	8 1
								246	H	Milwaukee	8 12
								248	A	Ill.-Chicago	8 7
								248	H	Ill.-Chicago	14 12
								249	A	Bakersfield	7 16
								249	A	Bakersfield	0 11
								249	A	Bakersfield	4 6
								256	N	St. Bonaventure	5 4
								283	A	Savannah St.	14 5
								283	A	Savannah St.	4 7
								283	A	Savannah St.	5 7
LAST 10 GAMES				LAST 10 GAMES				LAST 10 GAMES			
				249	A	Bakersfield	0 11	190	H	Utah Valley	3 7
				249	A	Bakersfield	7 16	190	H	Utah Valley	2 7
				249	A	Bakersfield	4 6	190	H	Utah Valley	4 5
				248	A	Ill.-Chicago	8 7	246	H	Milwaukee	8 12
				208	H	Notre Dame	1 6	128	A	Grand Canyon	5 15

Non-Div. I Games: Holy Cross (IN) 7 5

Chicago St.

Average RPI Win:	212	WON-LOST RECORD	WINNING PCT. RANK	LAST 10 GAMES	STRENGTH OF SCHEDULE	OPP. STRENGTH OF SCHEDULE	TEAM RPI	ADJ RPI	CONF. RPI	ADJ CONF. RPI	
DIV. I ONLY		14-17-0	.45161 181	4-6-0	294	171	280	.41663 282	21	21	
DIV. I NON-CONF.		5-8-0	.38462 215	0-2-0	291	264	295	.39127 295	22	22	
<hr/>											
TOTALS	RPI 1-25	RPI 26-50		W-L RECORDS	RPI 51-100		RPI 101-150		RPI 150+		
14-17-0	0-1-0	0-0-0		OVERALL	0-2-0		1-2-0		13-12-0		
7-10-0	0-0-0	0-0-0		HOME	0-1-0		0-0-0		7-9-0		
6-6-0	0-1-0	0-0-0		AWAY	0-1-0		1-2-0		5-2-0		
1-1-0	0-0-0	0-0-0		NEUTRAL	0-0-0		0-0-0		1-1-0		
<hr/>											
5-8-0	0-1-0	0-0-0		NON-CONFERENCE	0-2-0		0-0-0		5-5-0		
4-4-0	0-0-0	0-0-0		HOME	0-1-0		0-0-0		4-3-0		
0-3-0	0-1-0	0-0-		AWAY	0-1-0		0-0-0		0-1-0		
1-1-0	0-0-0	0-0-0		NEUTRAL	0-0-0		0-0-0		1-1-0		
<hr/>											
9-9-0	0-0-0	0-0-0		CONFERENCE	0-0-0		1-2-0		8-7-0		
3-6-0	0-0-0	0-0-0		HOME	0-0-0		0-0-0		3-6-0		
6-3-0	0-0-0	0-0-0		AWAY	0-0-0		1-2-0		5-1-0		
0-0-0	0-0-0	0-0-0		NEUTRAL	0-0-0		0-0-0		0-0-0		
<hr/>											
RPI S	Opponent	Score	RPI S	Opponent	Score	RPI S	Opponent	Score	RPI S	Opponent	Score
5	A Ole Miss	5 8				57	A Memphis	8 12	138	A Jacksonville St.	2 7
						65	H Arkansas St.	7 27	138	A Jacksonville St.	4 1
									138	A Jacksonville St.	1 5
									164	A Southern Ill.	9 10
									164	H Southern Ill.	7 6
									168	H Morehead St.	10 4
									168	H Morehead St.	9 5
									168	H Morehead St.	10 11
									175	H Eastern Ill.	9 10
									175	H Eastern Ill.	3 14
									175	H Eastern Ill.	4 3
									186	H Bowling Green	5 4
									186	H Bowling Green	3 5
									186	H Bowling Green	6 3
									207	A Austin Peay	6 4
									207	A Austin Peay	8 5
									207	A Austin Peay	7 2
									224	H SIU Edwardsville	2 6
									224	H SIU Edwardsville	0 8
									224	H SIU Edwardsville	1 3
									288	A UT Martin	5 6
									288	A UT Martin	10 2
									288	A UT Martin	7 2
									295	H North Dakota St.	9 0
									295	H North Dakota St.	1 4
									295	H North Dakota St.	2 3
									296	N Ohio	6 7
<hr/>											
			LAST 10 GAMES								
			138	A Jacksonville St.	1 5	175	H Eastern Ill.	4 3	288	A UT Martin	7 2
			138	A Jacksonville St.	4 1	175	H Eastern Ill.	9 10	295	H North Dakota St.	9 0
			138	A Jacksonville St.	2 7	164	A Southern Ill.	9 10	295	H North Dakota St.	1 4
			5	A Ole Miss	5 8	207	A Austin Peay	6 4	295	H North Dakota St.	2 3
			175	H Eastern Ill.	3 14	207	A Austin Peay	7 2	296	N Ohio	6 7

Murray St.

RPI	S	Opponent	Score	
296	N	Ohio	7	6

Murray St.

M  
u  
r  
r  
a  
y  
S  
t  
.

M  
u  
r  
r  
a  
y  
S  
t  
.







Average RPI Win: 253		WON-LOST	WINNING	LAST 10	STRENGTH OF		OPP. STRENGTH	TEAM	ADJ		CONF.	ADJ CONF.			
Average RPI Loss: 162		RECORD	PCT. RANK	GAMES	SCHEDULE		OF SCHEDULE	RPI	RPI		RPI	RPI			
DIV. I ONLY		7-23-0	.23333	291	4-6-0		169	294	284	.41618	284	29	29		
DIV. I NON-CONF.		3-15-0	.16667	287	1-2-0		41	296	260	.44235	259	28	28		
TOTALS		RPI 1-25	RPI 26-50		W-L RECORDS		RPI 51-100		RPI 101-150		RPI 150+				
7-23-0		0-0-0	0-0-0		OVERALL		0-2-0		0-10-0		7-11-0				
4-3-0		0-0-0	0-0-0		HOME		0-0-0		0-0-0		4-3-0				
1-16-0		0-0-0	0-0-0		AWAY		0-0-0		0-10-0		1-6-0				
2-4-0		0-0-0	0-0-0		NEUTRAL		0-2-0		0-0-0		2-2-0				
3-15-0		0-0-0	0-0-0		NON-CONFERENCE		0-2-0		0-10-0		3-3-0				
1-0-0		0-0-0	0-0-0		HOME		0-0-0		0-0-0		1-0-0				
0-11-0		0-0-0	0-0-		AWAY		0-0-0		0-10-0		0-1-0				
2-4-0		0-0-0	0-0-0		NEUTRAL		0-2-0		0-0-0		2-2-0				
4-8-0		0-0-0	0-0-0		CONFERENCE		0-0-0		0-0-0		4-8-0				
3-3-0		0-0-0	0-0-0		HOME		0-0-0		0-0-0		3-3-0				
1-5-0		0-0-0	0-0-0		AWAY		0-0-0		0-0-0		1-5-0				
0-0-0		0-0-0	0-0-0		NEUTRAL		0-0-0		0-0-0		0-0-0				
RPI	S	Opponent	Score	RPI	S	Opponent	Score	RPI	S	Opponent	Score	RPI	S	Opponent	Score

Non-Div. I Games:

Manhattan

RPI	S	Opponent	Score	
302	N	NYIT	2	0

Manhattan

M  
a  
n  
h  
a  
t  
t  
a  
n

M  
a  
n  
h  
a  
t  
t  
a  
n

Average RPI Win: 192		WON-LOST	WINNING	LAST 10	STRENGTH OF		OPP. STRENGTH	TEAM	ADJ	CONF.	ADJ CONF.
Average RPI Loss: 160		RECORD	PCT. RANK	GAMES	SCHEDULE		OF SCHEDULE	RPI	RPI	RPI	RPI
DIV. I ONLY		6-23-0	.2069	294	3-7-0		190	269	285	.41602	285
DIV. I NON-CONF.		5-16-0	.2381	274	2-2-0		168	267	273	.43133	273
TOTALS		RPI 1-25	RPI 26-50		W-L RECORDS		RPI 51-100		RPI 101-150		RPI 150+
6-23-0	0-0-0	0-1-0		OVERALL		0-3-0		2-7-0		4-12-0	
2-3-0	0-0-0	0-0-0		HOME		0-0-0		2-3-0		0-0-0	
2-17-0	0-0-0	0-1-0		AWAY		0-3-0		0-3-0		2-9-0	
2-3-0	0-0-0	0-0-0		NEUTRAL		0-0-0		0-1-0		2-2-0	
5-16-0	0-0-0	0-1-0		NON-CONFERENCE		0-3-0		2-5-0		3-7-0	
2-1-0	0-0-0	0-0-0		HOME		0-0-0		2-1-0		0-0-0	
1-12-0	0-0-0	0-0-		AWAY		0-3-0		0-3-0		1-5-0	
2-3-0	0-0-0	0-0-0		NEUTRAL		0-0-0		0-1-0		2-2-0	
1-7-0	0-0-0	0-0-0		CONFERENCE		0-0-0		0-2-0		1-5-0	
0-2-0	0-0-0	0-0-0		HOME		0-0-0		0-2-0		0-0-0	
1-5-0	0-0-0	0-0-0		AWAY		0-0-0		0-0-0		1-5-0	
0-0-0	0-0-0	0-0-0		NEUTRAL		0-0-0		0-0-0		0-0-0	
RPI S	Opponent	Score	RPI S	Opponent	Score	RPI S	Opponent	Score	RPI S	Opponent	Score
			44 A	North Carolina St.	1 16	75 A	UAB	2 4	116 A	Pittsburgh	1 12
						75 A	UAB	3 7	116 H	Pittsburgh	7 6
						75 A	UAB	0 4	135 H	Wright St.	1 5
									135 H	Wright St.	2 4
									136 A	Kent St.	2 10
									136 H	Kent St.	7 11
									136 H	Kent St.	7 4
									139 A	Eastern Ky.	9 18
									139 N	Eastern Ky.	14 19
									171 A	Valparaiso	1 13
									171 A	Valparaiso	12 4
									171 A	Valparaiso	7 10
									177 A	Alabama St.	2 11
									177 A	Alabama St.	3 8
									183 N	Appalachian St.	2 1
									191 A	Penn St.	2 15
									199 A	Cincinnati	9 12
									199 A	Cincinnati	0 1
									208 N	Notre Dame	3 6
									247 N	Eastern Mich.	5 11
									247 N	Eastern Mich.	5 4
									248 A	Ill.-Chicago	2 12
									248 A	Ill.-Chicago	6 12
									248 A	Ill.-Chicago	5 6
									296 A	Ohio	11 4
LAST 10 GAMES			171 A	Valparaiso	12 4	248 A	Ill.-Chicago	5 6	248 A	Ill.-Chicago	6 12
			171 A	Valparaiso	1 13	248 A	Ill.-Chicago	2 12	248 A	Ill.-Chicago	5 6
			171 A	Valparaiso	7 10	248 A	Ill.-Chicago	6 12			
			136 H	Kent St.	7 4	116 H	Pittsburgh	7 6			
			136 H	Kent St.	7 11	191 A	Penn St.	2 15			

Non-Div. I Games:

Youngstown St.

Average RPI Win: 248		WON-LOST RECORD		WINNING PCT. RANK		LAST 10 GAMES		STRENGTH OF SCHEDULE		OPP. STRENGTH OF SCHEDULE		TEAM RPI		ADJ RPI		CONF. RPI		ADJ CONF. RPI	
DIV. I ONLY		10-15-0		.4 209		0-1-0		295		273		286		.41479 286		32		32	
DIV. I NON-CONF.		7-15-0		.31818 244		0-1-0		281		289		284		.41113 284		32		32	
TOTALS		RPI 1-25		RPI 26-50		W-L RECORDS		RPI 51-100		RPI 101-150		RPI 150+							
10-15-0		0-0-0		0-0-0		OVERALL		1-3-0		1-1-0		8-11-0							
2-4-0		0-0-0		0-0-0		HOME		1-1-0		0-0-0		1-3-0							
6-9-0		0-0-0		0-0-0		AWAY		0-1-0		0-0-0		6-6-0							
2-2-0		0-0-0		0-0-0		NEUTRAL		0-0-0		1-1-0		1-1-0							
7-15-0		0-0-0		0-0-0		NON-CONFERENCE		1-3-0		1-1-0		5-11-0							
2-4-0		0-0-0		0-0-0		HOME		1-1-0		0-0-0		1-3-0							
3-9-0		0-0-0		0-0-		AWAY		0-2-0		0-0-0		3-7-0							
2-2-0		0-0-0		0-0-0		NEUTRAL		0-0-0		1-1-0		1-1-0							
3-0-0		0-0-0		0-0-0		CONFERENCE		0-0-0		0-0-0		3-0-0							
0-0-0		0-0-0		0-0-0		HOME		0-0-0		0-0-0		0-0-0							
3-0-0		0-0-0		0-0-0		AWAY		0-0-0		0-0-0		3-0-0							
0-0-0		0-0-0		0-0-0		NEUTRAL		0-0-0		0-0-0		0-0-0							
RPI	S	Opponent		Score		RPI	S	Opponent		Score		RPI	S	Opponent		Score			
						</													

Non-Div. I Games:

NJIT

Average RPI Win:	252	WON-LOST	WINNING	LAST 10	STRENGTH OF	OPP. STRENGTH	TEAM	ADJ	CONF.	ADJ CONF.				
Average RPI Loss:	153	RECORD	PCT. RANK	GAMES	SCHEDULE	OF SCHEDULE	RPI	RPI	RPI	RPI				
DIV. I ONLY	7-19-0	.26923	286	3-7-0	262	248	287	.41104	287	25	25			
DIV. I NON-CONF.	3-11-0	.21429	277	1-3-0	243	79	275	.42988	275	24	24			
<hr/>														
TOTALS	RPI 1-25	RPI 26-50		W-L RECORDS		RPI 51-100		RPI 101-150		RPI 150+				
7-19-0	0-0-0	0-3-0		OVERALL		0-4-0		1-4-0		6-8-0				
2-4-0	0-0-0	0-0-0		HOME		0-0-0		0-0-0		2-4-0				
4-12-0	0-0-0	0-3-0		AWAY		0-4-0		1-3-0		3-2-0				
1-3-0	0-0-0	0-0-0		NEUTRAL		0-0-0		0-1-0		1-2-0				
<hr/>														
3-11-0	0-0-0	0-3-0		NON-CONFERENCE		0-4-0		1-1-0		2-3-0				
0-0-0	0-0-0	0-0-0		HOME		0-0-0		0-0-0		0-0-0				
2-8-0	0-0-0	0-0-		AWAY		0-4-0		1-0-0		1-1-0				
1-3-0	0-0-0	0-0-0		NEUTRAL		0-0-0		0-1-0		1-2-0				
<hr/>														
4-8-0	0-0-0	0-0-0		CONFERENCE		0-0-0		0-3-0		4-5-0				
2-4-0	0-0-0	0-0-0		HOME		0-0-0		0-0-0		2-4-0				
2-4-0	0-0-0	0-0-0		AWAY		0-0-0		0-3-0		2-1-0				
0-0-0	0-0-0	0-0-0		NEUTRAL		0-0-0		0-0-0		0-0-0				
<hr/>														
RPI S	Opponent	Score	RPI S	Opponent	Score	RPI S	Opponent	Score	RPI S	Opponent	Score			
50	A	Bryant	3	13	51	A	Hawaii	2	5	101	A	Campbell	6	3
50	A	Bryant	0	6	51	A	Hawaii	6	12	105	N	Towson	2	8
50	A	Bryant	4	14	51	A	Hawaii	7	9	125	A	Stony Brook	0	7
					51	A	Hawaii	0	9	125	A	Stony Brook	3	7
										125	A	Stony Brook	2	6
										178	N	Army	1	16
										252	A	Fordham	2	8
										269	A	UMBC	9	7
										269	A	UMBC	6	4
										269	A	UMBC	2	3
										269	H	UMBC	5	9
										269	H	UMBC	6	10
										269	H	UMBC	2	4
										270	H	UMass Lowell	3	2
										270	H	UMass Lowell	8	7
										270	H	UMass Lowell	4	11
										292	A	Marist	7	6
										292	N	Marist	4	7
										292	N	Marist	3	0
<hr/>														
LAST 10 GAMES														
269	H	UMBC	6	10	270	H	UMass Lowell	4	11					
269	H	UMBC	5	9	270	H	UMass Lowell	8	7					
269	H	UMBC	2	4	252	A	Fordham	2	8					
292	A	Marist	7	6	50	A	Bryant	4	14					
270	H	UMass Lowell	3	2	50	A	Bryant	0	6					

**Non-Div. I Games:**

Albany (NY)

Average RPI Win:		209	WON-LOST RECORD		WINNING PCT. RANK	LAST 10 GAMES		STRENGTH OF SCHEDULE		OPP. STRENGTH OF SCHEDULE	TEAM RPI	ADJ RPI	CONF. RPI	ADJ CONF. RPI
Average RPI Loss:		138												
DIV. I ONLY			4-29-0		.12121 299	1-9-0		96		262	288	.41095 288	21	21
DIV. I NON-CONF.			1-14-0		.06667 296	0-2-0		110		181	288	.40316 288	22	22
TOTALS		RPI 1-25	RPI 26-50		W-L RECORDS		RPI 51-100		RPI 101-150		RPI 150+			
4-29-0		0-2-0	0-0-0		OVERALL		0-7-0		1-10-0		3-10-0			
2-9-0		0-0-0	0-0-0		HOME		0-4-0		1-2-0		1-3-0			
1-18-0		0-2-0	0-0-0		AWAY		0-3-0		0-8-0		1-5-0			
1-2-0		0-0-0	0-0-0		NEUTRAL		0-0-0		0-0-0		1-2-0			
1-14-0		0-2-0	0-0-0		NON-CONFERENCE		0-4-0		0-5-0		1-3-0			
0-2-0		0-0-0	0-0-0		HOME		0-1-0		0-0-0		0-1-0			
0-10-0		0-2-0	0-0-0		AWAY		0-3-0		0-5-0		0-0-0			
1-2-0		0-0-0	0-0-0		NEUTRAL		0-0-0		0-0-0		1-2-0			
3-15-0		0-0-0	0-0-0		CONFERENCE		0-3-0		1-5-0		2-7-0			
2-7-0		0-0-0	0-0-0		HOME		0-3-0		1-2-0		1-2-0			
1-8-0		0-0-0	0-0-0		AWAY		0-0-0		0-3-0		1-5-0			
0-0-0		0-0-0	0-0-0		NEUTRAL		0-0-0		0-0-0		0-0-0			
RPI S	Opponent	Score	RPI S	Opponent	Score	RPI S	Opponent	Score	RPI S	Opponent	Score	RPI S	Opponent	Score
5 A	Ole Miss	0 6				75 A	UAB	0 5	102 A	Evansville	2 5			
14 A	Vanderbilt	0 5				75 A	UAB	2 3	102 A	Evansville	5 6			
						75 A	UAB	3 5	129 A	Stephen F. Austin	6 10			
						85 H	Southeast Mo. St.	0 13	129 A	Stephen F. Austin	0 1			
						85 H	Southeast Mo. St.	3 9	129 A	Stephen F. Austin	4 9			
						85 H	Southeast Mo. St.	1 11	138 A	Jacksonville St.	5 10			
						92 H	Lipscomb	2 12	138 A	Jacksonville St.	2 6			
									138 A	Jacksonville St.	4 6			
									139 H	Eastern Ky.	1 9			
									139 H	Eastern Ky.	13 18			
									139 H	Eastern Ky.	9 4			
									164 H	Southern Ill.	2 6			
									169 A	Tennessee Tech	7 5			
									169 A	Tennessee Tech	0 2			
									169 A	Tennessee Tech	5 14			
									193 A	Belmont	1 3			
									193 A	Belmont	1 5			
									193 A	Belmont	3 6			
									247 N	Eastern Mich.	5 3			
									247 N	Eastern Mich.	3 17			
									247 N	Eastern Mich.	6 18			
									282 H	Murray St.	6 5			
									282 H	Murray St.	2 10			
									282 H	Murray St.	2 7			
			LAST 10 GAMES											
			139 H	Eastern Ky.	9 4	193 A	Belmont	1 3						
			139 H	Eastern Ky.	13 18	193 A	Belmont	1 5						
			139 H	Eastern Ky.	1 9	14 A	Vanderbilt	0 5						
			92 H	Lipscomb	2 12	85 H	Southeast Mo. St.	1 11						
			193 A	Belmont	3 6	85 H	Southeast Mo. St.	3 9						

Non-Div. I Games:

UT Martin

Average RPI Win: 228		WON-LOST RECORD	WINNING PCT. RANK		LAST 10 GAMES	STRENGTH OF SCHEDULE	OPP. STRENGTH OF SCHEDULE	TEAM RPI	ADJ RPI		CONF. RPI	ADJ CONF. RPI	
Average RPI Loss: 205													
DIV. I ONLY		17-21-0	.44737	185	4-6-0	292	264	289	.40939	289	24	24	
DIV. I NON-CONF.		13-13-0	.5	141	0-2-0	295	294	283	.41196	283	27	27	
TOTALS		RPI 1-25	RPI 26-50		W-L RECORDS		RPI 51-100		RPI 101-150		RPI 150+		
17-21-0	0-0-0		0-0-0		OVERALL		0-0-0		1-5-0		16-16-0		
12-10-0	0-0-0		0-0-0		HOME		0-0-0		1-1-0		11-9-0		
4-9-0	0-0-0		0-0-0		AWAY		0-0-0		0-4-0		4-5-0		
1-2-0	0-0-0		0-0-0		NEUTRAL		0-0-0		0-0-0		1-2-0		
13-13-0	0-0-0		0-0-0		NON-CONFERENCE		0-0-0		1-1-0		12-12-0		
10-8-0	0-0-0		0-0-0		HOME		0-0-0		1-1-0		9-7-0		
2-3-0	0-0-0		0-0-		AWAY		0-0-0		0-0-0		2-3-0		
1-2-0	0-0-0		0-0-0		NEUTRAL		0-0-0		0-0-0		1-2-0		
4-8-0	0-0-0		0-0-0		CONFERENCE		0-0-0		0-4-0		4-4-0		
2-2-0	0-0-0		0-0-0		HOME		0-0-0		0-0-0		2-2-0		
2-6-0	0-0-0		0-0-0		AWAY		0-0-0		0-4-0		2-2-0		
0-0-0	0-0-0		0-0-0		NEUTRAL		0-0-0		0-0-0		0-0-0		
RPI	S	Opponent	Score	RPI	S	Opponent	Score	RPI	S	Opponent	Score		
										105 H	Towson	2 3	
										118 A	Bucknell	2 5	
										118 A	Bucknell	0 1	
										118 A	Bucknell	1 2	
										118 A	Bucknell	1 4	
										127 H	Penn	2 1	
										172 H	Cornell	4 2	
										172 H	Cornell	2 3	
										172 H	Cornell	2 4	
										215 H	Delaware St.	12 1	
										220 N	Air Force	1 9	
										220 N	Air Force	0 2	
										220 N	Air Force	3 0	
										223 H	Princeton	8 2	
										223 H	Princeton	2 4	
										223 H	Princeton	0 1	
										223 H	Princeton	9 4	
										228 A	Lafayette	7 9	
										228 A	Lafayette	9 8	
										228 A	Lafayette	6 0	
										228 A	Lafayette	4 5	
										230 H	Holy Cross	3 1	
										230 H	Holy Cross	3 6	
										230 H	Holy Cross	1 6	
										230 H	Holy Cross	13 2	
										238 H	Quinnipiac	3 2	
										238 H	Quinnipiac	8 4	
				LAST 10 GAMES									
				228 A	Lafayette	7 9	293 H	UMES	4 10	230 H	Holy Cross	3 6	
				228 A	Lafayette	9 8	230 H	Holy Cross	3 6	230 H	Holy Cross	1 6	
				228 A	Lafayette	4 5	230 H	Holy Cross	3 1	230 H	Holy Cross	13 2	
				228 A	Lafayette	6 0	230 H	Holy Cross	13 2	238 H	Quinnipiac	3 2	
				293 A	UMES	7 8	230 H	Holy Cross	1 6	238 H	Quinnipiac	8 4	

Non-Div. I Games: Washington Col. 9 3

Navy



RPI	S	Opponent	Score	
238	H	Quinnipiac	3	4
238	H	Quinnipiac	15	0
240	A	Florida A&M	2	0
240	A	Florida A&M	2	3
240	A	Florida A&M	3	7
263	H	Monmouth	4	3
269	A	UMBC	9	7
269	H	UMBC	3	8
291	H	Coppin St.	6	5
293	A	UMES	7	8
293	H	UMES	4	10

Navy

Average RPI Win: 258		WON-LOST	WINNING	LAST 10	STRENGTH OF		OPP. STRENGTH	TEAM	ADJ		CONF.	ADJ CONF.
Average RPI Loss: 201		RECORD	PCT. RANK	GAMES	SCHEDULE		OF SCHEDULE	RPI	RPI		RPI	RPI
DIV. I ONLY		12-19-0	.3871	218	7-3-0		257	300	290		30	30
DIV. I NON-CONF.		2-11-0	.15385	288	1-0-0		182	269	293		31	31
TOTALS		RPI 1-25	RPI 26-50		W-L RECORDS		RPI 51-100		RPI 101-150		RPI 150+	
12-19-0		0-0-0	0-0-0		OVERALL		0-1-0		1-2-0		11-16-0	
9-13-0		0-0-0	0-0-0		HOME		0-0-0		0-1-0		9-12-0	
3-4-0		0-0-0	0-0-0		AWAY		0-0-0		1-1-0		2-3-0	
0-2-0		0-0-0	0-0-0		NEUTRAL		0-1-0		0-0-0		0-1-0	
2-11-0		0-0-0	0-0-0		NON-CONFERENCE		0-1-0		1-2-0		1-8-0	
1-6-0		0-0-0	0-0-0		HOME		0-0-0		0-1-0		1-5-0	
1-3-0		0-0-0	0-0-		AWAY		0-0-0		1-1-0		0-2-0	
0-2-0		0-0-0	0-0-0		NEUTRAL		0-1-0		0-0-0		0-1-0	
10-8-0		0-0-0	0-0-0		CONFERENCE		0-0-0		0-0-0		10-8-0	
8-7-0		0-0-0	0-0-0		HOME		0-0-0		0-0-0		8-7-0	
2-1-0		0-0-0	0-0-0		AWAY		0-0-0		0-0-0		2-1-0	
0-0-0		0-0-0	0-0-0		NEUTRAL		0-0-0		0-0-0		0-0-0	
RPI S	Opponent	Score	RPI S	Opponent	Score	RPI S	Opponent	Score	RPI S	Opponent	Score	
						77 N	Xavier	5 6	108 A	William & Mary	3 2	
									110 H	Buffalo	1 7	
									137 A	Duke	1 11	
									154 N	Toledo	3 11	
									163 H	Canisius	1 12	
									163 H	Canisius	5 17	
									163 H	Canisius	1 9	
									163 H	Canisius	5 7	
									180 A	Furman	2 5	
									215 H	Delaware St.	8 18	
									215 H	Delaware St.	7 5	
									215 H	Delaware St.	2 1	
									215 H	Delaware St.	10 19	
									215 H	Delaware St.	10 14	
									215 H	Delaware St.	1 12	
									238 H	Quinnipiac	5 4	
									250 A	Longwood	4 6	
									253 H	Villanova	10 13	
									283 H	Savannah St.	1 4	
									283 H	Savannah St.	3 5	
									283 H	Savannah St.	14 4	
									283 H	Savannah St.	2 0	
									291 H	Coppin St.	12 1	
									291 H	Coppin St.	1 0	
									293 A	UMES	13 3	
									293 A	UMES	4 2	
									293 A	UMES	5 6	
LAST 10 GAMES												
			293 A	UMES	13 3				215 H	Delaware St.	10 14	
			293 A	UMES	5 6				215 H	Delaware St.	7 5	
			293 A	UMES	4 2				291 H	Coppin St.	12 1	
			108 A	William & Mary	3 2				291 H	Coppin St.	1 0	
			215 H	Delaware St.	10 19				293 H	UMES	7 6	

Non-Div. I Games:

Norfolk St.

RPI	S	Opponent	Score	
293	H	UMES	3	1
293	H	UMES	7	6
293	H	UMES	3	9

Norfolk St.

N  
o  
r  
f  
o  
l  
k  
S  
t  
.

N  
o  
r  
f  
o  
l  
k  
S  
t  
.

Average RPI Win: 270		WON-LOST	WINNING	LAST 10	STRENGTH OF		OPP. STRENGTH	TEAM	ADJ	CONF.	ADJ CONF.
Average RPI Loss: 215		RECORD	PCT. RANK	GAMES	SCHEDULE		OF SCHEDULE	RPI	RPI	RPI	RPI
DIV. I ONLY		8-21-0	.27586	283	247		301	291	.40502	291	30
DIV. I NON-CONF.		0-13-0	0	298	204		299	302	.34916	302	31
TOTALS		RPI 1-25	RPI 26-50		W-L RECORDS		RPI 51-100		RPI 101-150		RPI 150+
8-21-0		0-0-0	0-2-0		OVERALL		0-0-0		0-3-0		8-16-0
4-6-0		0-0-0	0-0-0		HOME		0-0-0		0-0-0		4-6-0
4-13-0		0-0-0	0-2-0		AWAY		0-0-0		0-1-0		4-10-0
0-2-0		0-0-0	0-0-0		NEUTRAL		0-0-0		0-2-0		0-0-0
0-13-0		0-0-0	0-2-0		NON-CONFERENCE		0-0-0		0-3-0		0-8-0
0-2-0		0-0-0	0-0-0		HOME		0-0-0		0-0-0		0-2-0
0-9-0		0-0-0	0-0-		AWAY		0-0-0		0-1-0		0-6-0
0-2-0		0-0-0	0-0-0		NEUTRAL		0-0-0		0-2-0		0-0-0
8-8-0		0-0-0	0-0-0		CONFERENCE		0-0-0		0-0-0		8-8-0
4-4-0		0-0-0	0-0-0		HOME		0-0-0		0-0-0		4-4-0
4-4-0		0-0-0	0-0-0		AWAY		0-0-0		0-0-0		4-4-0
0-0-0		0-0-0	0-0-0		NEUTRAL		0-0-0		0-0-0		0-0-0
RPI S	Opponent	Score	RPI S	Opponent	Score	RPI S	Opponent	Score	RPI S	Opponent	Score
			47 A	Auburn	2 13				105 A	Towson	1 13
			47 A	Auburn	0 10				136 N	Kent St.	0 5
									136 N	Kent St.	1 11
									200 A	Winthrop	4 8
									200 A	Winthrop	1 3
									215 A	Delaware St.	7 6
									215 A	Delaware St.	8 6
									215 A	Delaware St.	1 16
									215 H	Delaware St.	7 15
									215 H	Delaware St.	1 10
									215 H	Delaware St.	5 15
									237 A	Lehigh	2 8
									237 A	Lehigh	3 9
									276 A	George Washington	4 10
									280 H	N.C. Central	11 8
									280 H	N.C. Central	5 1
									286 H	NJIT	3 13
									286 H	NJIT	2 8
									289 A	Navy	5 6
									290 A	Norfolk St.	0 1
									290 A	Norfolk St.	1 12
									293 A	UMES	4 3
									293 A	UMES	14 3
									293 A	UMES	1 9
									293 H	UMES	6 3
									293 H	UMES	3 14
									293 H	UMES	11 4
LAST 10 GAMES			215 H	Delaware St.	5 15	293 A	UMES	1 9	293 A	UMES	14 3
			215 H	Delaware St.	1 10	293 A	UMES	14 3	293 A	UMES	1 9
			215 H	Delaware St.	7 15	289 A	Navy	5 6	293 H	UMES	6 3
			276 A	George Washington	4 10	290 A	Norfolk St.	1 12	293 H	UMES	3 14
			293 A	UMES	4 3	290 A	Norfolk St.	0 1	293 H	UMES	11 4

Non-Div. I Games:

Coppin St.

M  
a  
r  
i  
s  
t

Marist

RPI	S	Opponent	Score	
287	N	Albany (NY)	7	4
287	N	Albany (NY)	0	3

Marist

M  
a  
r  
i  
s  
t

M  
a  
r  
i  
s  
t

Average RPI Win: 280		WON-LOST	WINNING	LAST 10	STRENGTH OF	OPP. STRENGTH	TEAM	ADJ	CONF.	ADJ CONF.			
Average RPI Loss: 207		RECORD	PCT. RANK	GAMES	SCHEDULE	OF SCHEDULE	RPI	RPI	RPI	RPI			
DIV. I ONLY		8-19-0	.2963	272	4-6-0	286	287	293	.39598	293	30	30	
DIV. I NON-CONF.		4-11-0	.26667	268	2-1-0	133	283	238	.45876	238	31	31	
<hr/>													
TOTALS		RPI 1-25		RPI 26-50		W-L RECORDS		RPI 51-100		RPI 101-150		RPI 150+	
8-19-0		0-0-0		0-0-0		OVERALL		0-1-0		0-7-0		8-11-0	
3-4-0		0-0-0		0-0-0		HOME		0-0-0		0-0-0		3-4-0	
5-13-0		0-0-0		0-0-0		AWAY		0-1-0		0-5-0		5-7-0	
0-2-0		0-0-0		0-0-0		NEUTRAL		0-0-0		0-2-0		0-0-0	
4-11-0		0-0-0		0-0-0		NON-CONFERENCE		0-1-0		0-7-0		4-3-0	
1-0-0		0-0-0		0-0-0		HOME		0-0-0		0-0-0		1-0-0	
3-9-0		0-0-0		0-0-		AWAY		0-1-0		0-5-0		3-3-0	
0-2-0		0-0-0		0-0-0		NEUTRAL		0-0-0		0-2-0		0-0-0	
4-8-0		0-0-0		0-0-0		CONFERENCE		0-0-0		0-0-0		4-8-0	
2-4-0		0-0-0		0-0-0		HOME		0-0-0		0-0-0		2-4-0	
2-4-0		0-0-0		0-0-0		AWAY		0-0-0		0-0-0		2-4-0	
0-0-0		0-0-0		0-0-0		NEUTRAL		0-0-0		0-0-0		0-0-0	
RPI	S	Opponent	Score	RPI	S	Opponent	Score	RPI	S	Opponent	Score		
						63	A VMI	0	17	110	N Buffalo	3	5
										110	N Buffalo	1	11
										117	A Ga. Southern	0	23
										117	A Ga. Southern	1	10
										117	A Ga. Southern	3	9
										117	A Ga. Southern	3	8
										137	A Duke	7	15
										182	A UNC Greensboro	5	16
										251	A Mt. St. Mary's	5	3
										251	A Mt. St. Mary's	8	4
										269	A UMBC	2	5
										276	A George Washington	2	3
										289	A Navy	10	4
										289	H Navy	8	7
										290	A Norfolk St.	9	3
										290	A Norfolk St.	1	3
										290	A Norfolk St.	6	7
										290	H Norfolk St.	3	13
										290	H Norfolk St.	6	5
										290	H Norfolk St.	2	4
										291	A Coppin St.	14	3
										291	A Coppin St.	4	11
										291	A Coppin St.	3	6
										291	H Coppin St.	9	1
										291	H Coppin St.	3	14
										291	H Coppin St.	3	4
										269	A UMBC	2	5
										290	A Norfolk St.	6	7
										289	H Navy	8	7
										289	A Navy	10	4
										290	H Norfolk St.	3	13
										290	H Norfolk St.	2	4
										290	H Norfolk St.	6	5
										290	H Norfolk St.	3	13
										290	H Norfolk St.	6	5
										290	H Norfolk St.	2	4
										291	A Coppin St.	14	3
										291	A Coppin St.	4	11
										291	A Coppin St.	3	6
										291	H Coppin St.	9	1
										291	H Coppin St.	3	14
										291	H Coppin St.	3	4
										269	A UMBC	2	5
										290	A Norfolk St.	6	7
										289	H Navy	8	7
										289	A Navy	10	4

Non-Div. I Games:

UMES

Average RPI Win: 262		WON-LOST	WINNING	LAST 10	STRENGTH OF		OPP. STRENGTH	TEAM	ADJ		CONF.	ADJ CONF.					
Average RPI Loss: 165		RECORD	PCT. RANK	GAMES	SCHEDULE		OF SCHEDULE	RPI	RPI		RPI	RPI					
DIV. I ONLY		6-30-0	.16667	297	3-7-0		198	244	294	.39526	294	31	31				
DIV. I NON-CONF.		0-19-0	0	298	0-2-0		130	96	298	.3823	298	30	30				
TOTALS		RPI 1-25	RPI 26-50		W-L RECORDS		RPI 51-100		RPI 101-150		RPI 150+						
6-30-0		0-2-0	0-1-0		OVERALL		0-4-0		0-4-0		6-19-0						
5-9-0		0-0-0	0-0-0		HOME		0-0-0		0-3-0		5-6-0						
1-21-0		0-0-0	0-1-0		AWAY		0-2-0		0-0-0		1-4-0						
0-0-0		0-0-0	0-0-0		NEUTRAL		0-0-0		0-0-0		0-0-0						
0-19-0		0-2-0	0-1-0		NON-CONFERENCE		0-4-0		0-4-0		0-8-0						
0-3-0		0-0-0	0-0-0		HOME		0-0-0		0-3-0		0-0-0						
0-16-0		0-2-0	0-0-		AWAY		0-4-0		0-1-0		0-8-0						
0-0-0		0-0-0	0-0-0		NEUTRAL		0-0-0		0-0-0		0-0-0						
6-11-0		0-0-0	0-0-0		CONFERENCE		0-0-0		0-0-0		6-11-0						
5-6-0		0-0-0	0-0-0		HOME		0-0-0		0-0-0		5-6-0						
1-5-0		0-0-0	0-0-0		AWAY		0-0-0		0-0-0		1-5-0						
0-0-0		0-0-0	0-0-0		NEUTRAL		0-0-0		0-0-0		0-0-0						
RPI	S	Opponent		Score		RPI	S	Opponent		Score		RPI	S	Opponent		Score	
23	A	Alabama		0	12	46	A	Southern Miss.		4	8	70	A	Oklahoma St.		4	17
23	A	Alabama		3	17							70	A	Oklahoma St.		1	16
												78	A	Missouri		5	11
												78	A	Missouri		0	5
												113	H	Bradley		4	13
												113	H	Bradley		4	12
												113	H	Bradley		4	9
												122	A	Southeastern La.		4	20
												160	A	Arizona		1	11
												160	A	Arizona		0	6
												160	A	Arizona		1	20
												177	A	Alabama St.		2	12
												177	A	Alabama St.		5	7
												177	A	Alabama St.		4	7
												177	H	Alabama St.		6	3
												177	H	Alabama St.		1	12
												177	H	Alabama St.		3	11
												210	A	Wofford		4	9
												210	A	Wofford		2	12
												210	A	Wofford		4	7
												245	A	New Orleans		5	10
												245	A	New Orleans		3	6
												259	A	Alabama A&M		3	2
												259	A	Alabama A&M		4	5
												259	A	Alabama A&M		7	8
												259	H	Alabama A&M		2	9
												259	H	Alabama A&M		14	18
												272	H	Jackson St.		7	6
												272	H	Jackson St.		9	12
												272	H	Jackson St.		4	3
												272	H	Jackson St.		4	3
												245	A	New Orleans		5	10
												297	H	Mississippi Val.		6	8

Non-Div. I Games:

Alcorn



RPI	S	Opponent	Score	
297	H	Mississippi Val.	5	3
297	H	Mississippi Val.	10	8

Alcorn

A  
l  
c  
o  
r  
n

A  
l  
c  
o  
r  
n

Average RPI Win:	249	WON-LOST RECORD	WINNING PCT. RANK	LAST 10 GAMES	STRENGTH OF SCHEDULE	OPP. STRENGTH OF SCHEDULE	TEAM RPI	ADJ RPI	CONF. RPI	ADJ CONF. RPI					
DIV. I ONLY		7-15-0	.31818	260	1-8-0	298	285	295	.39371	295	28	28			
DIV. I NON-CONF.		7-9-0	.4375	188	1-2-0	301	286	279	.42564	279	29	29			
<hr/>															
TOTALS	RPI 1-25	RPI 26-50		W-L RECORDS		RPI 51-100		RPI 101-150		RPI 150+					
7-15-0	0-0-0	0-0-0		OVERALL		0-3-0		1-0-0		6-12-0					
0-2-0	0-0-0	0-0-0		HOME		0-0-0		0-0-0		0-2-0					
4-10-0	0-0-0	0-0-0		AWAY		0-3-0		0-0-0		4-7-0					
3-3-0	0-0-0	0-0-0		NEUTRAL		0-0-0		1-0-0		2-3-0					
7-9-0	0-0-0	0-0-0		NON-CONFERENCE		0-3-0		1-0-0		6-6-0					
0-0-0	0-0-0	0-0-0		HOME		0-0-0		0-0-0		0-0-0					
4-6-0	0-0-0	0-0-		AWAY		0-3-0		0-0-0		4-3-0					
3-3-0	0-0-0	0-0-0		NEUTRAL		0-0-0		1-0-0		2-3-0					
0-6-0	0-0-0	0-0-0		CONFERENCE		0-0-0		0-0-0		0-6-0					
0-2-0	0-0-0	0-0-0		HOME		0-0-0		0-0-0		0-2-0					
0-4-0	0-0-0	0-0-0		AWAY		0-0-0		0-0-0		0-4-0					
0-0-0	0-0-0	0-0-0		NEUTRAL		0-0-0		0-0-0		0-0-0					
RPI	S	Opponent	Score	RPI	S	Opponent	Score	RPI	S	Opponent	Score				
						94	A	Southern California	3	4					
						94	A	Southern California	3	5					
						94	A	Southern California	0	9					
									102	N	Evansville	9	8		
									178	N	Army	9	19		
									206	A	Western Ill.	8	9		
									206	A	Western Ill.	3	4		
									217	N	Maine	13	1		
									229	N	LIU Brooklyn	2	13		
									234	H	Omaha	0	2		
									234	H	Omaha	0	10		
									255	A	IPFW	2	8		
									255	A	IPFW	2	3		
									262	N	Harvard	1	2		
									262	N	Harvard	15	2		
									282	A	Murray St.	4	1		
									282	A	Murray St.	3	2		
									282	A	Murray St.	0	9		
									299	A	Northern Colo.	1	3		
									299	A	Northern Colo.	8	4		
									299	A	Northern Colo.	7	3		
									299	A	Northern Colo.	6	8		
<hr/>															
LAST 10 GAMES															
						234	H	Omaha	0	10	255	A	IPFW	2	8
						234	H	Omaha	0	2	262	N	Harvard	1	2
						206	A	Western Ill.	8	9	262	N	Harvard	15	2
						206	A	Western Ill.	3	4	178	N	Army	9	19
						255	A	IPFW	2	3	217	N	Maine	13	1

Non-Div. I Games: Minot St. 5 0

North Dakota St.

Average RPI Win:		175	WON-LOST RECORD		WINNING PCT. RANK		LAST 10 GAMES		STRENGTH OF SCHEDULE		OPP. STRENGTH OF SCHEDULE		TEAM RPI		ADJ RPI		CONF. RPI		ADJ CONF. RPI				
DIV. I ONLY			5-27-0		.15625 298		0-10-0		211		251		296		.39296 296		19		19				
DIV. I NON-CONF.			4-16-0		.2 280		0-2-0		265		201		289		.40075 289		13		13				
TOTALS		RPI 1-25		RPI 26-50				W-L RECORDS		RPI 51-100				RPI 101-150				RPI 150+					
5-27-0		1-1-0		0-0-0				OVERALL		0-7-0				1-4-0				3-15-0					
1-12-0		0-0-0		0-0-0				HOME		0-3-0				0-3-0				1-6-0					
2-12-0		0-0-0		0-0-0				AWAY		0-4-0				1-1-0				1-7-0					
2-3-0		1-1-0		0-0-0				NEUTRAL		0-0-0				0-0-0				1-2-0					
4-16-0		1-1-0		0-0-0				NON-CONFERENCE		0-4-0				1-1-0				2-10-0					
0-4-0		0-0-0		0-0-0				HOME		0-0-0				0-0-0				0-4-0					
2-9-0		0-0-0		0-0-				AWAY		0-4-0				1-1-0				1-4-0					
2-3-0		1-1-0		0-0-0				NEUTRAL		0-0-0				0-0-0				1-2-0					
1-11-0		0-0-0		0-0-0				CONFERENCE		0-3-0				0-3-0				1-5-0					
1-8-0		0-0-0		0-0-0				HOME		0-3-0				0-3-0				1-2-0					
0-3-0		0-0-0		0-0-0				AWAY		0-0-0				0-0-0				0-3-0					
0-0-0		0-0-0		0-0-0				NEUTRAL		0-0-0				0-0-0				0-0-0					
RPI	S	Opponent		Score		RPI	S	Opponent		Score		RPI	S	Opponent		Score		RPI	S	Opponent		Score	
16	N	Liberty		5	4					66	A	Ohio St.	6	11	117	A	Ga. Southern	5	20				
16	N	Liberty		5	8					77	A	Xavier	0	14	117	A	Ga. Southern	3	2				
										97	A	UNC Wilmington	1	9	136	H	Kent St.	1	11				
										97	A	UNC Wilmington	3	6	136	H	Kent St.	3	5				
										98	H	Central Mich.	2	4	136	H	Kent St.	2	18				
										98	H	Central Mich.	2	10	156	A	Akron	0	8				
										98	H	Central Mich.	3	6	156	A	Akron	1	7				
															156	A	Akron	4	5				
															162	A	Marshall	1	2				
															211	H	Western Mich.	2	4				
															211	H	Western Mich.	0	4				
															211	H	Western Mich.	5	3				
															224	N	SIU Edwardsville	3	7				
															250	A	Longwood	1	7				
															250	A	Longwood	0	1				
															250	A	Longwood	9	1				
															250	A	Longwood	2	5				
															256	H	St. Bonaventure	3	14				
															256	H	St. Bonaventure	4	6				
															256	H	St. Bonaventure	6	24				
															282	N	Murray St.	7	6				
															282	N	Murray St.	6	7				
															285	H	Youngstown St.	4	11				
LAST 10 GAMES				LAST 10 GAMES				LAST 10 GAMES				LAST 10 GAMES				LAST 10 GAMES				LAST 10 GAMES			
156	A	Akron		4	5	136	H	Kent St.		3	5	285	H	Youngstown St.		4	11						
156	A	Akron		1	7	136	H	Kent St.		1	11												
156	A	Akron		0	8	66	A	Ohio St.		6	11												
162	A	Marshall		1	2	211	H	Western Mich.		0	4												
136	H	Kent St.		2	18	211	H	Western Mich.		2	4												

Non-Div. I Games:

Ohio

Average RPI Win:		294	WON-LOST RECORD		WINNING PCT. RANK		LAST 10 GAMES		STRENGTH OF SCHEDULE		OPP. STRENGTH OF SCHEDULE		TEAM RPI		ADJ RPI		CONF. RPI		ADJ CONF. RPI	
DIV. I ONLY			1-28-0		.03448 302		1-9-0		107		242		297		.39179 297		31		31	
DIV. I NON-CONF.			0-17-0		0 298		0-6-0		48		57		285		.4092 285		30		30	
TOTALS		RPI 1-25		RPI 26-50		W-L RECORDS		RPI 51-100		RPI 101-150		RPI 150+								
1-28-0		0-3-0		0-3-0		OVERALL		0-5-0		0-4-0		1-13-0								
0-3-0		0-0-0		0-0-0		HOME		0-0-0		0-0-0		0-3-0								
1-20-0		0-3-0		0-3-0		AWAY		0-2-0		0-3-0		1-9-0								
0-5-0		0-0-0		0-0-0		NEUTRAL		0-3-0		0-1-0		0-1-0								
0-17-0		0-3-0		0-3-0		NON-CONFERENCE		0-5-0		0-4-0		0-2-0								
0-1-0		0-0-0		0-0-0		HOME		0-0-0		0-0-0		0-1-0								
0-11-0		0-3-0		0-0-		AWAY		0-2-0		0-3-0		0-0-0								
0-5-0		0-0-0		0-0-0		NEUTRAL		0-3-0		0-1-0		0-1-0								
1-11-0		0-0-0		0-0-0		CONFERENCE		0-0-0		0-0-0		1-11-0								
0-2-0		0-0-0		0-0-0		HOME		0-0-0		0-0-0		0-2-0								
1-9-0		0-0-0		0-0-0		AWAY		0-0-0		0-0-0		1-9-0								
0-0-0		0-0-0		0-0-0		NEUTRAL		0-0-0		0-0-0		0-0-0								
RPI	S	Opponent		Score		RPI	S	Opponent		Score		RPI	S	Opponent		Score				
23	A	Alabama		0	8	30	A	Dallas Baptist		0	19	60	N	Kansas		1	11			
23	A	Alabama		0	3	30	A	Dallas Baptist		2	14	71	A	Arkansas		1	12			
23	A	Alabama		0	7	30	A	Dallas Baptist		3	19	71	A	Arkansas		0	6			
												71	N	Arkansas		0	3			
												89	N	Ball St.		1	12			
												114	N	Iowa		4	9			
												142	A	Middle Tenn.		3	18			
												142	A	Middle Tenn.		2	11			
												142	A	Middle Tenn.		1	8			
												168	H	Morehead St.		2	3			
												177	A	Alabama St.		7	9			
												177	A	Alabama St.		0	4			
												177	A	Alabama St.		0	6			
												177	A	Alabama St.		3	6			
												177	H	Alabama St.		1	6			
												177	H	Alabama St.		2	7			
												271	N	Northwestern		4	12			
												272	A	Jackson St.		4	12			
												272	A	Jackson St.		3	17			
												272	A	Jackson St.		2	3			
												294	A	Alcorn		8	10			
												294	A	Alcorn		3	5			
												294	A	Alcorn		8	6			
LAST 10 GAMES																				
142	A	Middle Tenn.		2	11	71	N	Arkansas		0	3									
142	A	Middle Tenn.		3	18	71	A	Arkansas		0	6									
142	A	Middle Tenn.		1	8	71	A	Arkansas		1	12									
177	H	Alabama St.		1	6	294	A	Alcorn		8	10									
177	H	Alabama St.		2	7	294	A	Alcorn		8	6									

**Non-Div. I Games:**

Mississippi Val.

Average RPI Win: 281		WON-LOST	WINNING	LAST 10	STRENGTH OF		OPP. STRENGTH	TEAM	ADJ	CONF.	ADJ CONF.
Average RPI Loss: 219		RECORD	PCT. RANK	GAMES	SCHEDULE		OF SCHEDULE	RPI	RPI	RPI	RPI
DIV. I ONLY		9-18-0	.33333	250	5-5-0		299	297	298	.38768	298
DIV. I NON-CONF.		1-9-0	.1	294	1-1-0		242	165	299	.37588	299
TOTALS		RPI 1-25	RPI 26-50		W-L RECORDS		RPI 51-100		RPI 101-150		RPI 150+
9-18-0	0-0-0	0-0-0		OVERALL		0-2-0		0-0-0		9-16-0	
3-4-0	0-0-0	0-0-0		HOME		0-0-0		0-0-0		3-4-0	
6-13-0	0-0-0	0-0-0		AWAY		0-1-0		0-0-0		6-12-0	
0-1-0	0-0-0	0-0-0		NEUTRAL		0-1-0		0-0-0		0-0-0	
1-9-0	0-0-0	0-0-0		NON-CONFERENCE		0-2-0		0-0-0		1-7-0	
1-0-0	0-0-0	0-0-0		HOME		0-0-0		0-0-0		1-0-0	
0-8-0	0-0-0	0-0-		AWAY		0-1-0		0-0-0		0-7-0	
0-1-0	0-0-0	0-0-0		NEUTRAL		0-1-0		0-0-0		0-0-0	
8-9-0	0-0-0	0-0-0		CONFERENCE		0-0-0		0-0-0		8-9-0	
2-4-0	0-0-0	0-0-0		HOME		0-0-0		0-0-0		2-4-0	
6-5-0	0-0-0	0-0-0		AWAY		0-0-0		0-0-0		6-5-0	
0-0-0	0-0-0	0-0-0		NEUTRAL		0-0-0		0-0-0		0-0-0	
RPI S	Opponent	Score	RPI S	Opponent	Score	RPI S	Opponent	Score	RPI S	Opponent	Score
						52 A	Texas A&M	2 8	176 A	Houston Baptist	2 6
						88 N	Northwestern St.	2 5	176 A	Houston Baptist	5 12
									176 A	Houston Baptist	3 4
									176 A	Houston Baptist	4 12
									176 H	Houston Baptist	9 8
									188 A	Lamar	6 18
									225 A	Tex.-Pan American	0 1
									225 A	Tex.-Pan American	3 9
									244 A	Texas Southern	1 6
									244 A	Texas Southern	1 9
									244 A	Texas Southern	4 7
									277 A	Ark.-Pine Bluff	5 4
									277 A	Ark.-Pine Bluff	0 3
									277 H	Ark.-Pine Bluff	3 6
									277 H	Ark.-Pine Bluff	2 3
									277 H	Ark.-Pine Bluff	5 1
									300 A	Grambling	11 12
									300 A	Grambling	6 5
									300 A	Grambling	12 6
									300 H	Grambling	15 3
									300 H	Grambling	6 11
									300 H	Grambling	2 14
									301 A	Southern U.	13 3
									301 A	Southern U.	10 9
									301 A	Southern U.	7 2
LAST 10 GAMES											
						300 H	Grambling	2 14	277 H	Ark.-Pine Bluff	3 6
						300 H	Grambling	15 3	277 H	Ark.-Pine Bluff	2 3
						300 H	Grambling	6 11	176 H	Houston Baptist	9 8
						52 A	Texas A&M	2 8	301 A	Southern U.	7 2
						277 H	Ark.-Pine Bluff	5 1	301 A	Southern U.	13 3
Non-Div. I Games:		Texas Col.	5 4	Texas Col.		5 2	Wiley		13 0	Wiley	
10 0											
Prairie View											

Average RPI Win: 209		WON-LOST	WINNING	LAST 10	STRENGTH OF		OPP. STRENGTH	TEAM	ADJ	CONF.	ADJ CONF.
Average RPI Loss: 147		RECORD	PCT. RANK	GAMES	SCHEDULE		OF SCHEDULE	RPI	RPI	RPI	RPI
DIV. I ONLY		3-29-0	.09375	300	0-10-0		225	255	299	.37097	299
DIV. I NON-CONF.		3-17-0	.15	289	0-3-0		118	209	281	.41893	281
TOTALS		RPI 1-25	RPI 26-50		W-L RECORDS		RPI 51-100		RPI 101-150		RPI 150+
3-29-0		0-1-0	1-6-0		OVERALL		0-7-0		0-0-0		2-16-0
2-6-0		0-0-0	0-0-0		HOME		0-0-0		0-0-0		2-6-0
1-21-0		0-1-0	1-6-0		AWAY		0-7-0		0-0-0		0-8-0
0-2-0		0-0-0	0-0-0		NEUTRAL		0-0-0		0-0-0		0-2-0
3-17-0		0-1-0	1-6-0		NON-CONFERENCE		0-7-0		0-0-0		2-4-0
2-3-0		0-0-0	0-0-0		HOME		0-0-0		0-0-0		2-3-0
1-15-0		0-1-0	1-0-		AWAY		0-7-0		0-0-0		0-1-0
0-0-0		0-0-0	0-0-0		NEUTRAL		0-0-0		0-0-0		0-0-0
0-12-0		0-0-0	0-0-0		CONFERENCE		0-0-0		0-0-0		0-12-0
0-3-0		0-0-0	0-0-0		HOME		0-0-0		0-0-0		0-3-0
0-7-0		0-0-0	0-0-0		AWAY		0-0-0		0-0-0		0-7-0
0-2-0		0-0-0	0-0-0		NEUTRAL		0-0-0		0-0-0		0-2-0
RPI S	Opponent	Score	RPI S	Opponent	Score	RPI S	Opponent	Score	RPI S	Opponent	Score
13 A	Washington	3 14	34 A	TCU	3 10	55 A	Sam Houston St.	3 5	158 A	Sacramento St.	2 9
			36 A	Nebraska	2 10	55 A	Sam Houston St.	1 8	158 A	Sacramento St.	1 3
			36 A	Nebraska	9 2	55 A	Sam Houston St.	0 5	158 A	Sacramento St.	1 16
			49 A	New Mexico	1 8	55 A	Sam Houston St.	1 7	218 A	Seattle	0 6
			49 A	New Mexico	1 17	61 A	Kansas St.	0 10	218 A	Seattle	3 4
			49 A	New Mexico	2 5	61 A	Kansas St.	0 11	218 A	Seattle	1 3
			49 A	New Mexico	3 12	61 A	Kansas St.	3 24	220 A	Air Force	6 8
									220 H	Air Force	5 13
									254 A	North Dakota	1 2
									254 N	North Dakota	1 3
									254 N	North Dakota	2 3
									266 H	New Mexico St.	4 16
									266 H	New Mexico St.	4 7
									266 H	New Mexico St.	9 12
									295 H	North Dakota St.	8 6
									295 H	North Dakota St.	4 8
									295 H	North Dakota St.	3 1
									295 H	North Dakota St.	3 7
LAST 10 GAMES			LAST 10 GAMES			LAST 10 GAMES			LAST 10 GAMES		
13 A	Washington	3 14	266 H	New Mexico St.	9 12	13 A	Washington	3 14	266 H	New Mexico St.	9 12
218 A	Seattle	0 6	266 H	New Mexico St.	4 7	218 A	Seattle	0 6	266 H	New Mexico St.	4 7
218 A	Seattle	3 4	266 H	New Mexico St.	4 16	218 A	Seattle	3 4	266 H	New Mexico St.	4 16
218 A	Seattle	1 3	220 A	Air Force	6 8	218 A	Seattle	1 3	220 A	Air Force	6 8
220 H	Air Force	5 13	254 A	North Dakota	1 2	220 H	Air Force	5 13	254 A	North Dakota	1 2

Non-Div. I Games:

Colorado Mesa

0

2

Colorado Mesa

5

3

Colorado Mesa

6

4

Northern Colo.

Average RPI Win:		266	WON-LOST RECORD		WINNING PCT. RANK		LAST 10 GAMES		STRENGTH OF SCHEDULE		OPP. STRENGTH OF SCHEDULE		TEAM RPI		ADJ RPI		CONF. RPI		ADJ CONF. RPI	
DIV. I ONLY			11-24-0		.31429 261		5-5-0		297		290		300		.37068 300		31		31	
DIV. I NON-CONF.			2-12-0		.14286 290		1-2-0		199		73		294		.3952 294		30		30	
TOTALS		RPI 1-25		RPI 26-50		W-L RECORDS		RPI 51-100		RPI 101-150		RPI 150+								
11-24-0		0-1-0		0-1-0		OVERALL		0-3-0		0-1-0		11-18-0								
7-12-0		0-0-0		0-0-0		HOME		0-0-0		0-0-0		7-12-0								
4-11-0		0-1-0		0-1-0		AWAY		0-3-0		0-1-0		4-5-0								
0-1-0		0-0-0		0-0-0		NEUTRAL		0-0-0		0-0-0		0-1-0								
2-12-0		0-1-0		0-1-0		NON-CONFERENCE		0-3-0		0-1-0		2-6-0								
2-5-0		0-0-0		0-0-0		HOME		0-0-0		0-0-0		2-5-0								
0-7-0		0-1-0		0-0-		AWAY		0-3-0		0-1-0		0-1-0								
0-0-0		0-0-0		0-0-0		NEUTRAL		0-0-0		0-0-0		0-0-0								
9-12-0		0-0-0		0-0-0		CONFERENCE		0-0-0		0-0-0		9-12-0								
5-7-0		0-0-0		0-0-0		HOME		0-0-0		0-0-0		5-7-0								
4-4-0		0-0-0		0-0-0		AWAY		0-0-0		0-0-0		4-4-0								
0-1-0		0-0-0		0-0-0		NEUTRAL		0-0-0		0-0-0		0-1-0								
RPI	S	Opponent		Score		RPI	S	Opponent		Score		RPI	S	Opponent		Score				
21	A	LSU		0 6		30	A	Dallas Baptist		1 2		71	A	Arkansas		3 4				
												71	A	Arkansas		0 8				
												88	A	Northwestern St.		3 12				
												122	A	Southeastern La.		0 13				
												168	H	Morehead St.		7 10				
												168	H	Morehead St.		11 15				
												168	H	Morehead St.		5 2				
												201	H	Georgetown		3 5				
												201	H	Georgetown		8 2				
												201	H	Georgetown		1 6				
												204	A	Louisiana Tech		1 8				
												204	H	Louisiana Tech		3 4				
												244	A	Texas Southern		3 1				
												244	A	Texas Southern		4 5				
												244	A	Texas Southern		3 6				
												244	H	Texas Southern		6 7				
												244	H	Texas Southern		7 5				
												244	H	Texas Southern		0 10				
												272	A	Jackson St.		8 6				
												277	H	Ark.-Pine Bluff		5 8				
												277	H	Ark.-Pine Bluff		5 7				
												277	H	Ark.-Pine Bluff		5 6				
												298	A	Prairie View		11 6				
												298	A	Prairie View		14 2				
												298	A	Prairie View		3 15				
												298	H	Prairie View		12 11				
												298	H	Prairie View		5 6				
												298	H	Prairie View		6 12				
												301	A	Southern U.		5 7				
												301	H	Southern U.		8 7				
LAST 10 GAMES																				
298 A		Prairie View		14 2		244 A		Texas Southern		4 5		298 H		Prairie View		12 11				
298 A		Prairie View		3 15		244 A		Texas Southern		3 1		298 H		Prairie View		5 6				
298 A		Prairie View		11 6		88 A		Northwestern St.		3 12		298 H		Prairie View		6 12				
272 A		Jackson St.		8 6		201 H		Georgetown		3 5		301 A		Southern U.		5 7				
244 A		Texas Southern		3 6		201 H		Georgetown		8 2		301 H		Southern U.		8 7				

Non-Div. I Games:

Grambling

RPI	S	Opponent	Score	
301	H	Southern U.	9	5
301	H	Southern U.	9	1
301	N	Southern U.	5	7

Grambling

G  
r  
a  
m  
b  
l  
i  
n  
g

G  
r  
a  
m  
b  
l  
i  
n  
g



Average RPI Win:		223	WON-LOST RECORD		WINNING PCT. RANK		LAST 10 GAMES		STRENGTH OF SCHEDULE		OPP. STRENGTH OF SCHEDULE		TEAM RPI		ADJ RPI		CONF. RPI		ADJ CONF. RPI		
Average RPI Loss:		222																			
DIV. I ONLY			6-18-0		.25 288		2-8-0		289		299		301		.3678 301		31		31		
DIV. I NON-CONF.			2-6-0		.25 270		1-1-0		26		65		159		.49658 159		30		30		
TOTALS		RPI 1-25		RPI 26-50		W-L RECORDS		RPI 51-100		RPI 101-150		RPI 150+									
6-18-0		0-2-0		0-0-0		OVERALL		1-3-0		1-0-0		4-13-0									
2-6-0		0-0-0		0-0-0		HOME		1-0-0		0-0-0		1-6-0									
2-11-0		0-2-0		0-0-0		AWAY		0-3-0		1-0-0		1-6-0									
2-1-0		0-0-0		0-0-0		NEUTRAL		0-0-0		0-0-0		2-1-0									
2-6-0		0-2-0		0-0-0		NON-CONFERENCE		1-3-0		1-0-0		0-1-0									
1-0-0		0-0-0		0-0-0		HOME		1-0-0		0-0-0		0-0-0									
1-5-0		0-2-0		0-0-		AWAY		0-3-0		1-0-0		0-0-0									
0-1-0		0-0-0		0-0-0		NEUTRAL		0-0-0		0-0-0		0-1-0									
4-12-0		0-0-0		0-0-0		CONFERENCE		0-0-0		0-0-0		4-12-0									
1-6-0		0-0-0		0-0-0		HOME		0-0-0		0-0-0		1-6-0									
1-6-0		0-0-0		0-0-0		AWAY		0-0-0		0-0-0		1-6-0									
2-0-0		0-0-0		0-0-0		NEUTRAL		0-0-0		0-0-0		2-0-0									
RPI	S	Opponent		Score		RPI	S	Opponent		Score		RPI	S	Opponent		Score					
7	A	La.-Lafayette		3	17			88	A	Northwestern St.		3	4	124	A	Nicholls St.		5	2		
21	A	LSU		0	8			88	A	Northwestern St.		2	6	244	N	Texas Southern		9	5		
								88	A	Northwestern St.		9	13	245	N	New Orleans		1	9		
								91	H	McNeese St.		4	3	272	A	Jackson St.		2	6		
														277	A	Ark.-Pine Bluff		7	16		
														277	A	Ark.-Pine Bluff		16	17		
														277	A	Ark.-Pine Bluff		4	3		
														277	H	Ark.-Pine Bluff		2	5		
														277	H	Ark.-Pine Bluff		6	8		
														277	H	Ark.-Pine Bluff		2	9		
														298	H	Prairie View		2	7		
														298	H	Prairie View		3	13		
														298	H	Prairie View		9	10		
														300	A	Grambling		1	9		
														300	A	Grambling		7	8		
														300	A	Grambling		5	9		
														300	H	Grambling		7	5		
														300	N	Grambling		7	5		
LAST 10 GAMES																					
277 A Ark.-Pine Bluff						7	16	298 H Prairie View						9	10						
277 A Ark.-Pine Bluff						4	3	298 H Prairie View						3	13						
277 A Ark.-Pine Bluff						16	17	7 A La.-Lafayette						3	17						
124 A Nicholls St.						5	2	300 A Grambling						1	9						
298 H Prairie View						2	7	300 A Grambling						7	8						

**Non-Div. I Games:**

Southern U.

NYIT

NYIT

RPI	S	Opponent	Score
286	H	NJIT	2 6

NYIT

NYIT

NYIT