

## Virginia

## Through Games Of 6-25-14 (FINAL)

Average RPI Win:	94	WON-LOST RECORD	WINNING PCT. RANK	LAST 15 GAMES	STRENGTH OF SCHEDULE	OPP. STRENGTH OF SCHEDULE	TEAM RPI	ADJ RPI	CONF. RPI	ADJ CONF. RPI					
DIV. I ONLY		53-16-0	.76812	3	10-5-0	10	21	1	.61116	1	3	3			
DIV. I NON-CONF.		28-5-0	.84848	3	7-2-0	19	27	3	.62452	3	4	4			
-----															
TOTALS	RPI 1-25	RPI 26-50		W-L RECORDS		RPI 51-100		RPI 101-150		RPI 150+					
53-16-0	10-8-0	10-2-0		OVERALL		13-4-0		6-1-0		14-1-0					
34-4-0	2-1-0	9-1-0		HOME		7-1-0		5-1-0		11-0-0					
13-7-0	4-2-0	0-1-0		AWAY		6-3-0		0-0-0		3-1-0					
6-5-0	4-5-0	1-0-0		NEUTRAL		0-0-0		1-0-0		0-0-0					
28-5-0	4-3-0	4-1-0		NON-CONFERENCE		8-0-0		3-1-0		9-0-0					
19-1-0	0-0-0	4-0-0		HOME		5-0-0		2-1-0		8-0-0					
4-1-0	0-0-0	0-0-		AWAY		3-0-0		0-0-0		1-0-0					
5-3-0	4-3-0	0-0-0		NEUTRAL		0-0-0		1-0-0		0-0-0					
25-11-0	6-5-0	6-1-0		CONFERENCE		5-4-0		3-0-0		5-1-0					
15-3-0	2-1-0	5-1-0		HOME		2-1-0		3-0-0		3-0-0					
9-6-0	4-2-0	0-0-0		AWAY		3-3-0		0-0-0		2-1-0					
1-2-0	0-2-0	1-0-0		NEUTRAL		0-0-0		0-0-0		0-0-0					
RPI	S	Opponent	Score	RPI	S	Opponent	Score	RPI	S	Opponent	Score	RPI	S	Opponent	Score
2	N	Vanderbilt	8 9	29	H	Arkansas	3 0	55	H	Clemson	1 0	106	H	Bucknell	10 1
2	N	Vanderbilt	2 3	29	H	Arkansas	9 2	55	H	Clemson	1 7	123	H	VMI	2 3
2	N	Vanderbilt	7 2	36	H	Georgia Tech	3 1	55	H	Clemson	3 2	123	N	VMI	12 0
4	N	Ole Miss	2 1	36	H	Georgia Tech	4 3	70	A	William & Mary	17 2	136	H	Towson	5 3
4	N	Ole Miss	4 1	36	H	Georgia Tech	4 3	70	H	William & Mary	11 2	145	H	Virginia Tech	9 2
7	N	TCU	3 2	39	H	Liberty	8 2	74	H	East Carolina	6 2	145	H	Virginia Tech	7 4
10	A	Florida St.	4 3	43	A	Old Dominion	1 8	74	H	East Carolina	4 0	145	H	Virginia Tech	2 1
10	A	Florida St.	0 7	43	H	Old Dominion	7 1	74	H	East Carolina	3 2	158	H	Boston College	3 2
10	A	Florida St.	5 3	45	H	North Carolina	2 4	81	A	Wake Forest	3 4	158	H	Boston College	2 1
10	N	Florida St.	4 6	45	H	North Carolina	3 1	81	A	Wake Forest	7 2	158	H	Boston College	8 1
17	A	Miami (FL)	5 3	45	H	North Carolina	3 2	81	A	Wake Forest	5 6	159	A	Pittsburgh	1 2
17	A	Miami (FL)	8 3	45	N	North Carolina	3 2	84	A	Duke	2 3	159	A	Pittsburgh	3 0
17	A	Miami (FL)	1 7					84	A	Duke	3 2	159	A	Pittsburgh	4 0
20	N	Kentucky	3 8					84	A	Duke	2 1	179	H	Richmond	13 0
21	H	Maryland	7 3					85	A	VCU	5 4	203	H	Monmouth	6 2
21	H	Maryland	11 2					85	H	VCU	12 3	203	H	Monmouth	5 3
21	H	Maryland	4 5					96	A	UNC Wilmington	7 2	203	H	Monmouth	6 3
21	N	Maryland	6 7									205	A	James Madison	9 3
												205	H	James Madison	13 2
												222	H	Princeton	14 4
												226	H	Longwood	8 1
												268	H	George Washington	10 0
				LAST 15 GAMES											
2	N	Vanderbilt	2 3	21	H	Maryland	7 3								
2	N	Vanderbilt	7 2	21	H	Maryland	4 5								
2	N	Vanderbilt	8 9	29	H	Arkansas	9 2								
4	N	Ole Miss	4 1												
7	N	TCU	3 2												

Non-Div. I Games:

Virginia

4	N	Ole Miss	2	1
21	H	Maryland	11	2

V  
i  
r  
g  
i  
n  
i  
a

V  
i  
r  
g  
i  
n  
i  
a

Average RPI Win:		81	WON-LOST RECORD		WINNING PCT. RANK		LAST 15 GAMES		STRENGTH OF SCHEDULE		OPP. STRENGTH OF SCHEDULE		TEAM RPI	ADJ RPI		CONF. RPI	ADJ CONF. RPI
DIV. I ONLY			51-21-0		.70833 16		10-5-0		2		9		2	.60416 2		1	1
DIV. I NON-CONF.			33-6-0		.84615 4		10-3-0		9		31		2	.625 2		1	1
TOTALS		RPI 1-25		RPI 26-50		W-L RECORDS		RPI 51-100		RPI 101-150		RPI 150+					
51-21-0		12-10-0		14-7-0		OVERALL		9-3-0		6-1-0		10-0-0					
31-10-0		5-5-0		9-3-0		HOME		6-1-0		2-1-0		9-0-0					
13-7-0		2-1-0		5-4-0		AWAY		2-2-0		3-0-0		1-0-0					
7-4-0		5-4-0		0-0-0		NEUTRAL		1-0-0		1-0-0		0-0-0					
33-6-0		5-3-0		11-1-0		NON-CONFERENCE		4-1-0		3-1-0		10-0-0					
22-4-0		0-1-0		8-1-0		HOME		3-1-0		2-1-0		9-0-0					
5-0-0		0-0-0		3-0-		AWAY		1-0-0		0-0-0		1-0-0					
6-2-0		5-2-0		0-0-0		NEUTRAL		0-0-0		1-0-0		0-0-0					
18-15-0		7-7-0		3-6-0		CONFERENCE		5-2-0		3-0-0		0-0-0					
9-6-0		5-4-0		1-2-0		HOME		3-0-0		0-0-0		0-0-0					
8-7-0		2-1-0		2-4-0		AWAY		1-2-0		3-0-0		0-0-0					
1-2-0		0-2-0		0-0-0		NEUTRAL		1-0-0		0-0-0		0-0-0					
RPI S	Opponent	Score		RPI S	Opponent	Score		RPI S	Opponent	Score		RPI S	Opponent	Score			
1 N	Virginia	9	8	26 H	Oregon	3	2	53 A	Tennessee	0	7	115 N	Memphis	2	1		
1 N	Virginia	2	7	26 H	Oregon	7	2	53 A	Tennessee	9	10	116 H	Tennessee Tech	4	0		
1 N	Virginia	3	2	27 H	Stanford	4	5	53 A	Tennessee	6	4	126 H	Western Ky.	2	3		
3 N	Texas	4	3	27 H	Stanford	12	5	53 N	Tennessee	3	2	139 A	Missouri	5	1		
3 N	Texas	0	4	27 H	Stanford	4	1	58 H	Georgia	6	1	139 A	Missouri	3	1		
4 N	Ole Miss	2	7	27 H	Stanford	5	1	58 H	Georgia	12	9	139 A	Missouri	8	3		
8 A	Florida	0	1	27 H	Stanford	4	2	58 H	Georgia	11	0	149 H	Eastern Ill.	11	2		
8 A	Florida	3	0	27 H	Stanford	11	6	72 H	Southeast Mo. St.	10	4	154 H	Lipscomb	5	1		
8 A	Florida	16	2	28 A	Mississippi St.	5	1	80 H	Evansville	3	8	196 A	Belmont	8	4		
11 H	LSU	9	3	28 A	Mississippi St.	3	6	90 A	Middle Tenn.	4	3	196 H	Belmont	2	1		
11 H	LSU	2	4	28 A	Mississippi St.	2	17	90 H	Middle Tenn.	19	1	199 H	Winthrop	5	0		
11 H	LSU	5	3	29 A	Arkansas	2	1	91 H	Xavier	11	0	199 H	Winthrop	9	1		
11 N	LSU	1	11	29 A	Arkansas	1	3					199 H	Winthrop	4	1		
15 H	South Carolina	3	4	29 A	Arkansas	2	6					254 H	Ill.-Chicago	12	1		
15 H	South Carolina	3	6	30 A	Long Beach St.	6	2					254 H	Ill.-Chicago	2	0		
15 H	South Carolina	9	3	30 A	Long Beach St.	5	2					254 H	Ill.-Chicago	14	1		
18 H	Louisville	7	11	30 A	Long Beach St.	6	0					290 H	UT Martin	5	0		
18 N	Louisville	5	3	31 H	Texas A&M	8	5										
20 H	Kentucky	2	4	31 H	Texas A&M	4	10										
20 H	Kentucky	6	2	31 H	Texas A&M	2	8										
20 H	Kentucky	9	3														
23 N	UC Irvine	6	4					27 H	Stanford	12	5						
								27 H	Stanford	4	5						
								27 H	Stanford	11	6						

**Non-Div. I Games:**

Vanderbilt

RPI	S	Opponent	Score
32	H	Indiana St.	6 2

		LAST 15 GAMES
1 N	Virginia	3 2
1 N	Virginia	2 7
1 N	Virginia	9 8
3 N	Texas	4 3
3 N	Texas	0 4

23	N	UC Irvine	6	4
18	N	Louisville	5	3

V  
a  
n  
d  
e  
r  
b  
i  
l  
l  
t

V  
a  
n  
d  
e  
r  
b  
i  
l  
l  
t

Average RPI Win:		70	WON-LOST		WINNING		LAST 15		STRENGTH OF		OPP. STRENGTH		TEAM		ADJ		CONF.		ADJ CONF.					
Average RPI Loss:		36	RECORD		PCT. RANK		GAMES		SCHEDULE		OF SCHEDULE		RPI		RPI		RPI		RPI					
DIV. I ONLY			46-21-0		.68657		26		10-5-0		3		2		3		.60039		3		2		2	
DIV. I NON-CONF.			31-8-0		.79487		14		8-3-0		11		3		4		.62117		4		2		2	
TOTALS		RPI 1-25		RPI 26-50				W-L RECORDS				RPI 51-100				RPI 101-150				RPI 150+				
46-21-0		14-11-0		11-6-0				OVERALL				11-2-0				3-1-0				7-1-0				
23-10-0		3-6-0		7-3-0				HOME				5-0-0				1-0-0				7-1-0				
13-6-0		4-1-0		1-2-0				AWAY				6-2-0				2-1-0				0-0-0				
10-5-0		7-4-0		3-1-0				NEUTRAL				0-0-0				0-0-0				0-0-0				
31-8-0		9-3-0		9-2-0				NON-CONFERENCE				5-2-0				1-0-0				7-1-0				
18-3-0		2-1-0		6-1-0				HOME				2-0-0				1-0-0				7-1-0				
5-2-0		2-0-0		0-0-				AWAY				3-2-0				0-0-0				0-0-0				
8-3-0		5-2-0		3-1-0				NEUTRAL				0-0-0				0-0-0				0-0-0				
15-13-0		5-8-0		2-4-0				CONFERENCE				6-0-0				2-1-0				0-0-0				
5-7-0		1-5-0		1-2-0				HOME				3-0-0				0-0-0				0-0-0				
8-4-0		2-1-0		1-2-0				AWAY				3-0-0				2-1-0				0-0-0				
2-2-0		2-2-0		0-0-0				NEUTRAL				0-0-0				0-0-0				0-0-0				
RPI	S	Opponent		Score		RPI	S	Opponent		Score		RPI	S	Opponent		Score		RPI	S	Opponent		Score		
2	N	Vanderbilt		4	0	27	H	Stanford		9	3	57	A	California		0	7	104	A	Kansas St.		12	0	
2	N	Vanderbilt		3	4	27	H	Stanford		4	3	57	A	California		6	2	104	A	Kansas St.		9	8	
5	H	Houston		4	0	27	H	Stanford		5	11	57	A	California		1	2	104	A	Kansas St.		4	5	
5	H	Houston		4	2	31	N	Texas A&M		2	3	57	A	California		5	0	114	H	A&M-Corpus Christi		10	0	
5	N	Houston		3	2	31	N	Texas A&M		4	1	75	H	Baylor		5	4	173	H	Hawaii		4	1	
7	H	TCU		1	3	31	N	Texas A&M		8	1	75	H	Baylor		4	0	173	H	Hawaii		1	6	
7	H	TCU		0	2	34	N	Sam Houston St.		3	2	75	H	Baylor		6	3	173	H	Hawaii		3	2	
7	H	TCU		0	3	37	H	Dallas Baptist		5	0	82	A	Oklahoma		7	2	173	H	Hawaii		3	2	
12	A	Texas Tech		5	2	38	A	West Virginia		3	5	82	A	Oklahoma		8	1	210	H	Valparaiso		7	1	
12	A	Texas Tech		11	1	38	A	West Virginia		6	12	82	A	Oklahoma		10	8	214	H	Tex.-Pan American		2	1	
12	A	Texas Tech		4	8	38	A	West Virginia		2	0	93	A	Texas St.		6	3	214	H	Tex.-Pan American		5	4	
12	N	Texas Tech		8	3	42	H	Columbia		11	0	93	H	Texas St.		5	1	296	H	Prairie View		6	3	
14	A	Rice		3	2	42	H	Columbia		6	1	97	H	Texas-Arlington		10	2							
14	A	Rice		5	2	42	H	Columbia		7	3													
14	H	Rice		2	7	44	H	Kansas		1	6													
14	N	Rice		2	0	44	H	Kansas		2	1													
18	N	Louisville		4	1	44	H	Kansas		2	3													
19	H	Oklahoma St.		3	0																			
19	H	Oklahoma St.		3	8																			
19	H	Oklahoma St.		1	2																			
19	N	Oklahoma St.		3	0																			
19	N	Oklahoma St.		1	3			LAST 15 GAMES																
19	N	Oklahoma St.		4	6	2	N	Vanderbilt		3	4	31	N	Texas A&M		4	1							
23	N	UC Irvine		1	0	2	N	Vanderbilt		4	0	31	N	Texas A&M		2	3							
23	N	UC Irvine		1	3	23	N	UC Irvine		1	0	14	A	Rice		3	2							
						18	N	Louisville		4	1													
						23	N	UC Irvine		1	3													

**Non-Div. I Games:**

**Texas**

5	H	Houston	4	0
5	H	Houston	4	2

T  
e  
x  
a  
s

T  
e  
x  
a  
s

O  
l  
e  
M  
i  
s  
s

Ole Miss					Through Games Of 6-25-14 (FINAL)												
Average RPI Win: 87		WON-LOST RECORD	WINNING PCT. RANK		LAST 15 GAMES	STRENGTH OF SCHEDULE	OPP. STRENGTH OF SCHEDULE	TEAM RPI	ADJ RPI		CONF. RPI	ADJ CONF. RPI					
Average RPI Loss: 37																	
DIV. I ONLY		48-21-0	.69565	21	9-6-0	5	5	4	.60027	4	1	1					
DIV. I NON-CONF.		28-7-0	.8	12	7-3-0	17	33	6	.61124	6	1	1					
-----																	
TOTALS		RPI 1-25		RPI 26-50		W-L RECORDS		RPI 51-100		RPI 101-150		RPI 150+					
48-21-0		12-10-0		9-6-0		OVERALL		10-3-0		4-1-0		13-1-0					
28-7-0		3-2-0		5-1-0		HOME		7-2-0		3-1-0		10-1-0					
17-8-0		6-6-0		4-2-0		AWAY		3-0-0		1-0-0		3-0-0					
3-6-0		3-2-0		0-3-0		NEUTRAL		0-1-0		0-0-0		0-0-0					
28-7-0		6-3-0		3-0-0		NON-CONFERENCE		5-2-0		1-1-0		13-1-0					
17-3-0		2-0-0		3-0-0		HOME		2-1-0		0-1-0		10-1-0					
9-1-0		2-1-0		0-0-		AWAY		3-0-0		1-0-0		3-0-0					
2-3-0		2-2-0		0-0-0		NEUTRAL		0-1-0		0-0-0		0-0-0					
20-14-0		6-7-0		6-6-0		CONFERENCE		5-1-0		3-0-0		0-0-0					
11-4-0		1-2-0		2-1-0		HOME		5-1-0		3-0-0		0-0-0					
8-7-0		4-5-0		4-2-0		AWAY		0-0-0		0-0-0		0-0-0					
1-3-0		1-0-0		0-3-0		NEUTRAL		0-0-0		0-0-0		0-0-0					
RPI	S	Opponent		Score		RPI	S	Opponent		Score		RPI	S	Opponent		Score	
1	N	Virginia		1	2	28	A	Mississippi St.		6	1	58	H	Georgia		12	2
1	N	Virginia		1	4	28	A	Mississippi St.		5	6	58	H	Georgia		2	1
2	N	Vanderbilt		7	2	28	A	Mississippi St.		12	2	58	H	Georgia		0	2
6	A	La.-Lafayette		10	4	28	N	Mississippi St.		3	8	64	H	Southern Miss.		6	7
6	A	La.-Lafayette		5	9	29	H	Arkansas		1	11	64	N	Southern Miss.		3	5
6	A	La.-Lafayette		5	2	29	H	Arkansas		7	4	67	A	Southeastern La.		2	1
7	N	TCU		6	4	29	H	Arkansas		3	2	67	A	Southeastern La.		8	3
11	H	LSU		0	2	29	N	Arkansas		1	2	73	H	Auburn		6	0
11	H	LSU		5	1	29	N	Arkansas		7	8	73	H	Auburn		8	5
11	H	LSU		3	4	31	A	Texas A&M		8	4	73	H	Auburn		5	1
12	N	Texas Tech		2	1	31	A	Texas A&M		4	2	76	A	Arkansas St.		16	9
15	A	South Carolina		4	5	31	A	Texas A&M		6	9	76	H	Arkansas St.		4	3
15	A	South Carolina		6	4	50	H	UCF		4	3	92	H	Jacksonville St.		12	2
15	A	South Carolina		1	3	50	H	UCF		5	4						
20	A	Kentucky		9	6	50	H	UCF		9	2						
20	A	Kentucky		18	5												
20	A	Kentucky		12	4												
24	A	Alabama		1	3												
24	A	Alabama		5	6												
24	A	Alabama		6	7												
25	H	Washington		3	2	LAST 15 GAMES					25	H	Washington		3	2	
25	H	Washington		2	1	1	N	Virginia		1	4	25	H	Washington		2	1
						7	N	TCU		6	4						
						12	N	Texas Tech		2	1	92	H	Jacksonville St.		12	2
						1	N	Virginia		1	2						
						6	A	La.-Lafayette		10	4						

O  
l  
e  
M  
i  
s  
s

Non-Div. I Games:

Ole Miss



6	A	La.-Lafayette	5	2
6	A	La.-Lafayette	5	9

O  
l  
e  
M  
i  
s  
s

O  
l  
e  
M  
i  
s  
s

Average RPI Win:		101	WON-LOST RECORD		WINNING PCT. RANK	LAST 15 GAMES	STRENGTH OF SCHEDULE		OPP. STRENGTH OF SCHEDULE	TEAM RPI	ADJ RPI	CONF. RPI	ADJ CONF. RPI				
DIV. I ONLY			48-18-0		.72727	8	10-5-0		9	50	5	.59805	5	6	6		
DIV. I NON-CONF.			31-8-0		.79487	14	5-3-0		2	21	1	.63417	1	6	6		
TOTALS		RPI 1-25		RPI 26-50		W-L RECORDS		RPI 51-100		RPI 101-150		RPI 150+					
48-18-0		7-9-0		9-2-0		OVERALL		6-1-0		20-3-0		6-3-0					
25-8-0		1-3-0		5-2-0		HOME		2-0-0		15-2-0		2-1-0					
16-7-0		3-4-0		2-0-0		AWAY		3-1-0		5-0-0		3-2-0					
7-3-0		3-2-0		2-0-0		NEUTRAL		1-0-0		0-1-0		1-0-0					
31-8-0		6-6-0		6-1-0		NON-CONFERENCE		4-0-0		13-0-0		2-1-0					
19-2-0		1-0-0		3-1-0		HOME		2-0-0		11-0-0		2-1-0					
8-4-0		3-4-0		2-0-		AWAY		1-0-0		2-0-0		0-0-0					
4-2-0		2-2-0		1-0-0		NEUTRAL		1-0-0		0-0-0		0-0-0					
17-10-0		1-3-0		3-1-0		CONFERENCE		2-1-0		7-3-0		4-2-0					
6-6-0		0-3-0		2-1-0		HOME		0-0-0		4-2-0		0-0-0					
8-3-0		0-0-0		0-0-0		AWAY		2-1-0		3-0-0		3-2-0					
3-1-0		1-0-0		1-0-0		NEUTRAL		0-0-0		0-1-0		1-0-0					
RPI	S	Opponent		Score		RPI	S	Opponent		Score		RPI	S	Opponent		Score	
3	A	Texas		2	4	31	A	Texas A&M		10	8	61	A	Southern California		6	1
3	A	Texas		0	4	34	A	Sam Houston St.		5	2	67	N	Southeastern La.		9	5
3	N	Texas		2	3	34	H	Sam Houston St.		4	5	75	H	Baylor		7	2
7	N	TCU		1	2	41	H	Col. of Charleston		3	2	89	A	Rutgers		2	1
11	A	LSU		12	2	41	H	Col. of Charleston		8	3	89	A	Rutgers		3	7
11	A	LSU		5	4	41	H	Col. of Charleston		7	1	89	A	Rutgers		9	1
11	A	LSU		1	5	49	N	Bryant		3	2	93	H	Texas St.		7	1
12	N	Texas Tech		9	0	50	H	UCF		3	4						
14	A	Rice		3	0	50	H	UCF		4	3						
14	H	Rice		6	2	50	H	UCF		5	2						
14	N	Rice		7	3	50	N	UCF		13	8						
18	H	Louisville		3	10												
18	H	Louisville		2	4												
18	H	Louisville		2	3												
18	N	Louisville		10	4												
22	A	Pepperdine		0	3												
						LAST 15 GAMES											
3	A	Texas		0	4	18	N	Louisville		10	4	142	H	South Fla.		3	2
3	A	Texas		2	4	50	N	UCF		13	8	142	H	South Fla.		3	4
11	A	LSU		12	2	132	N	UConn		2	7	160	H	Lamar		2	4
67	N	Southeastern La.		9	5							163	A	Cincinnati		11	4
11	A	LSU		5	4							163	A	Cincinnati		15	1
												163	A	Cincinnati		0	3

Non-Div. I Games:

Houston

11	A	LSU	1	5
49	N	Bryant	3	2

RPI	S	Opponent	Score	
221	A	Temple	7	5
221	A	Temple	1	4
221	N	Temple	3	0
282	H	Texas Southern	1	0
296	H	Prairie View	6	0

H  
o  
u  
s  
t  
o  
n

H  
o  
u  
s  
t  
o  
n

Houston

[illegible]

**Non-Div. I Games:**

La.-Lafayette

28	H	Mississippi St.	14	8
40	H	San Diego St.	9	2

RPI	S	Opponent	Score	
156	N	La.-Monroe	7	3
170	H	Georgia St.	8	3
170	H	Georgia St.	5	3
170	H	Georgia St.	14	6
193	A	Troy	15	4
193	A	Troy	11	0
193	A	Troy	11	8
251	H	Jackson St.	11	1
251	H	Jackson St.	0	1
278	H	New Orleans	7	8
282	H	Texas Southern	13	0
282	H	Texas Southern	7	2
282	H	Texas Southern	5	4
301	H	Southern U.	17	3

La.-Lafayette

L  
a  
.  
-  
L  
a  
f  
a  
y  
e  
t  
t  
e

L  
a  
.  
-  
L  
a  
f  
a  
y  
e  
t  
t  
e

T  
C  
U

TCU				Through Games Of 6-25-14 (FINAL)																
Average RPI Win:		91	WON-LOST RECORD		WINNING PCT. RANK		LAST 15 GAMES		STRENGTH OF SCHEDULE		OPP. STRENGTH OF SCHEDULE		TEAM RPI		ADJ RPI		CONF. RPI		ADJ CONF. RPI	
Average RPI Loss:		50																		
DIV. I ONLY			48-18-0		.72727		8		12-3-0		18		11		7		.59473		7	
DIV. I NON-CONF.			25-10-0		.71429		27		5-3-0		59		30		28		.56466		28	
TOTALS		RPI 1-25		RPI 26-50		W-L RECORDS		RPI 51-100		RPI 101-150		RPI 150+								
48-18-0		11-9-0		10-2-0		OVERALL		8-6-0		5-0-0		14-1-0								
27-8-0		3-3-0		6-0-0		HOME		3-4-0		3-0-0		12-1-0								
12-6-0		4-3-0		3-1-0		AWAY		3-2-0		1-0-0		1-0-0								
9-4-0		4-3-0		1-1-0		NEUTRAL		2-0-0		1-0-0		1-0-0								
25-10-0		3-5-0		4-1-0		NON-CONFERENCE		2-3-0		2-0-0		14-1-0								
18-5-0		2-1-0		3-0-0		HOME		1-3-0		0-0-0		12-1-0								
4-1-0		0-1-0		1-0-		AWAY		1-0-0		1-0-0		1-0-0								
3-4-0		1-3-0		0-1-0		NEUTRAL		0-0-0		1-0-0		1-0-0								
23-8-0		8-4-0		6-1-0		CONFERENCE		6-3-0		3-0-0		0-0-0								
9-3-0		1-2-0		3-0-0		HOME		2-1-0		3-0-0		0-0-0								
8-5-0		4-2-0		2-1-0		AWAY		2-2-0		0-0-0		0-0-0								
6-0-0		3-0-0		1-0-0		NEUTRAL		2-0-0		0-0-0		0-0-0								
RPI	S	Opponent		Score		RPI	S	Opponent		Score		RPI	S	Opponent		Score				
1	N	Virginia		2	3	34	H	Sam Houston St.		3	2	75	A	Baylor		7	1			
3	A	Texas		3	0	34	H	Sam Houston St.		6	1	75	A	Baylor		5	0			
3	A	Texas		3	1	34	N	Sam Houston St.		4	9	75	A	Baylor		3	6			
3	A	Texas		2	0	37	A	Dallas Baptist		7	1	75	N	Baylor		8	5			
4	N	Ole Miss		4	6	37	H	Dallas Baptist		5	4	75	N	Baylor		4	1			
5	N	Houston		2	1	38	H	West Virginia		3	1	82	A	Oklahoma		5	9			
12	H	Texas Tech		2	10	38	H	West Virginia		4	3	82	H	Oklahoma		10	2			
12	H	Texas Tech		2	12	38	H	West Virginia		8	0	82	H	Oklahoma		9	1			
12	H	Texas Tech		9	0	38	N	West Virginia		6	2	82	H	Oklahoma		5	7			
12	N	Texas Tech		4	0	44	A	Kansas		5	2	97	A	Texas-Arlington		12	6			
12	N	Texas Tech		3	2	44	A	Kansas		3	1	97	H	Texas-Arlington		2	10			
14	A	Rice		0	5	44	A	Kansas		1	5	100	H	Michigan St.		6	2			
14	N	Rice		0	1							100	H	Michigan St.		1	4			
19	A	Oklahoma St.		4	9							100	H	Michigan St.		1	2			
19	A	Oklahoma St.		1	2															
19	A	Oklahoma St.		3	1															
19	N	Oklahoma St.		7	1															
22	H	Pepperdine		3	2															
22	H	Pepperdine		2	3															
22	H	Pepperdine		6	5															
						LAST 15 GAMES														
4	N	Ole Miss		4	6	34	H	Sam Houston St.		3	2									
1	N	Virginia		2	3	182	H	Siena		2	1									
12	N	Texas Tech		3	2	19	N	Oklahoma St.		7	1									
22	H	Pepperdine		6	5															
22	H	Pepperdine		2	3															

T  
C  
U

Non-Div. I Games:

TCU

22	H	Pepperdine	3	2
34	H	Sam Houston St.	6	1

T  
C  
U

T  
C  
U

[illegible]

Florida



RPI	S	Opponent	Score	
24	A	Alabama	13	3
15	N	South Carolina	7	2
20	N	Kentucky	2	4

F  
l  
o  
r  
i  
d  
a

F  
l  
o  
r  
i  
d  
a

Non-Div. I Games:

## Indiana

## Through Games Of 6-25-14 (FINAL)

Average RPI Win:		115	WON-LOST RECORD		WINNING PCT. RANK	LAST 15 GAMES		STRENGTH OF SCHEDULE		OPP. STRENGTH OF SCHEDULE	TEAM RPI	ADJ RPI	CONF. RPI	ADJ CONF. RPI			
DIV. I ONLY			44-15-0		.74576	6		42		57	9	.59365	9	10			
DIV. I NON-CONF.			19-12-0		.6129	68		18		9	15	.57743	15	7			
TOTALS		RPI 1-25		RPI 26-50		W-L RECORDS		RPI 51-100		RPI 101-150		RPI 150+					
44-15-0		6-4-0		4-5-0		OVERALL		8-1-0		14-2-0		12-3-0					
20-5-0		2-0-0		2-2-0		HOME		5-0-0		5-2-0		6-1-0					
18-8-0		3-3-0		1-3-0		AWAY		2-1-0		7-0-0		5-1-0					
6-2-0		1-1-0		1-0-0		NEUTRAL		1-0-0		2-0-0		1-1-0					
19-12-0		6-4-0		3-5-0		NON-CONFERENCE		2-0-0		2-0-0		6-3-0					
10-3-0		2-0-0		2-2-0		HOME		2-0-0		1-0-0		3-1-0					
7-7-0		3-3-0		1-0-		AWAY		0-0-0		1-0-0		2-1-0					
2-2-0		1-1-0		0-0-0		NEUTRAL		0-0-0		0-0-0		1-1-0					
25-3-0		0-0-0		1-0-0		CONFERENCE		6-1-0		12-2-0		6-0-0					
10-2-0		0-0-0		0-0-0		HOME		3-0-0		4-2-0		3-0-0					
11-1-0		0-0-0		0-0-0		AWAY		2-1-0		6-0-0		3-0-0					
4-0-0		0-0-0		1-0-0		NEUTRAL		1-0-0		2-0-0		0-0-0					
RPI	S	Opponent		Score		RPI	S	Opponent		Score		RPI	S	Opponent		Score	
12	A	Texas Tech		1	0	27	H	Stanford		4	5	56	A	Illinois		11	3
12	A	Texas Tech		2	6	27	H	Stanford		7	10	56	A	Illinois		1	2
12	A	Texas Tech		5	10	27	H	Stanford		4	2	56	A	Illinois		9	3
12	A	Texas Tech		0	7	30	A	Long Beach St.		3	4	60	H	Ball St.		10	1
13	N	Oregon St.		1	8	30	A	Long Beach St.		2	1	91	H	Xavier		2	1
18	A	Louisville		7	2	30	A	Long Beach St.		1	2	100	H	Michigan St.		2	1
18	A	Louisville		6	2	32	A	Indiana St.		8	12	100	H	Michigan St.		7	0
18	H	Louisville		9	3	32	H	Indiana St.		8	4	100	H	Michigan St.		4	1
20	H	Kentucky		7	2	33	N	Nebraska		8	4	100	N	Michigan St.		7	4
25	N	Washington		8	2												

Non-Div. I Games:

Indiana

100 N Michigan St.	7	4
108 N Michigan	5	0

RPI	S	Opponent	Score	
233	A	Penn St.	10	0
233	A	Penn St.	8	1
233	A	Penn St.	9	2
261	H	Youngstown St.	10	2

Indiana

I  
n  
d  
i  
a  
n  
a

I  
n  
d  
i  
a  
n  
a

Average RPI Win:		103	WON-LOST RECORD		WINNING PCT. RANK		LAST 15 GAMES		STRENGTH OF SCHEDULE		OPP. STRENGTH OF SCHEDULE		TEAM RPI		ADJ RPI		CONF. RPI		ADJ CONF. RPI	
Average RPI Loss:		34																		
DIV. I ONLY			43-17-0		.71667		13		9-6-0		16		16		10		.59288		10	
DIV. I NON-CONF.			18-6-0		.75		21		3-3-0		86		14		17		.57117		17	
TOTALS			RPI 1-25		RPI 26-50		W-L RECORDS		RPI 51-100		RPI 101-150		RPI 150+							
43-17-0			6-9-0		6-4-0		OVERALL		12-4-0		5-0-0		14-0-0							
25-9-0			5-6-0		0-1-0		HOME		8-2-0		3-0-0		9-0-0							
16-6-0			0-1-0		5-3-0		AWAY		4-2-0		2-0-0		5-0-0							
2-2-0			1-2-0		1-0-0		NEUTRAL		0-0-0		0-0-0		0-0-0							
18-6-0			0-4-0		2-1-0		NON-CONFERENCE		3-1-0		5-0-0		8-0-0							
12-4-0			0-2-0		0-1-0		HOME		3-1-0		3-0-0		6-0-0							
6-1-0			0-1-0		2-0-		AWAY		0-0-0		2-0-0		2-0-0							
0-1-0			0-1-0		0-0-0		NEUTRAL		0-0-0		0-0-0		0-0-0							
25-11-0			6-5-0		4-3-0		CONFERENCE		9-3-0		0-0-0		6-0-0							
13-5-0			5-4-0		0-0-0		HOME		5-1-0		0-0-0		3-0-0							
10-5-0			0-0-0		3-3-0		AWAY		4-2-0		0-0-0		3-0-0							
2-1-0			1-1-0		1-0-0		NEUTRAL		0-0-0		0-0-0		0-0-0							
RPI	S	Opponent	Score		RPI	S	Opponent	Score		RPI	S	Opponent	Score		RPI	S	Opponent	Score		
1	H	Virginia	3	4	36	A	Georgia Tech	5	4	55	A	Clemson	3	9	118	H	Minnesota	3	2	
1	H	Virginia	7	0	36	A	Georgia Tech	4	12	55	A	Clemson	11	1	118	H	Minnesota	7	1	
1	H	Virginia	3	5	36	A	Georgia Tech	3	5	55	A	Clemson	4	3	118	H	Minnesota	5	4	
1	N	Virginia	6	4	45	A	North Carolina	7	0	58	H	Georgia	8	3	142	A	South Fla.	4	1	
8	A	Florida	1	3	45	A	North Carolina	10	2	58	H	Georgia	10	4	142	A	South Fla.	5	1	
8	H	Florida	0	8	45	A	North Carolina	4	5	59	H	North Carolina St.	9	8	158	A	Boston College	6	0	
8	N	Florida	1	4	45	N	North Carolina	7	1	59	H	North Carolina St.	6	1	158	A	Boston College	10	1	
17	H	Miami (FL)	13	6	50	A	UCF	18	1	59	H	North Carolina St.	8	2	158	A	Boston College	11	7	
17	H	Miami (FL)	10	2	50	A	UCF	11	10	77	H	FGCU	8	3	165	A	Jacksonville	12	6	
17	H	Miami (FL)	1	3	50	H	UCF	3	8	81	A	Wake Forest	7	1	165	H	Jacksonville	6	1	
21	H	Maryland	1	5						81	A	Wake Forest	4	3	176	A	Stetson	9	4	
21	H	Maryland	15	3						81	A	Wake Forest	2	5	176	H	Stetson	13	3	
21	H	Maryland	7	0						84	H	Duke	3	0	176	H	Stetson	4	0	
21	N	Maryland	3	5						84	H	Duke	9	8	180	H	Notre Dame	11	2	
24	H	Alabama	5	6						84	H	Duke	5	7	180	H	Notre Dame	4	3	
										86	H	Ga. Southern	0	7	180	H	Notre Dame	8	7	
															258	H	Niagara	4	1	
															258	H	Niagara	13	2	
															258	H	Niagara	13	0	
LAST 15 GAMES																				
24	H	Alabama	5	6	84	H	Duke	3	0											
86	H	Ga. Southern	0	7	50	H	UCF	3	8											
1	N	Virginia	6	4	45	A	North Carolina	4	5											
21	N	Maryland	3	5																
45	N	North Carolina	7	1																

Non-Div. I Games:

Florida St.

84 H Duke	5	7
84 H Duke	9	8

F  
l  
o  
r  
i  
d  
a  
S  
t  
.

F  
l  
o  
r  
i  
d  
a  
S  
t  
.

Average RPI Win: 112		WON-LOST RECORD	WINNING PCT. RANK	LAST 15 GAMES	STRENGTH OF SCHEDULE	OPP. STRENGTH OF SCHEDULE	TEAM RPI	ADJ RPI		CONF. RPI	ADJ CONF. RPI			
Average RPI Loss: 37														
DIV. I ONLY		46-16-1	.7381	7	11-4-0	39	13	11	.58979	11	1	1		
DIV. I NON-CONF.		25-5-0	.83333	5	3-2-0	214	142	38	.55408	38	1	1		
TOTALS		RPI 1-25	RPI 26-50		W-L RECORDS		RPI 51-100		RPI 101-150		RPI 150+			
46-16-1		7-10-0	8-3-0		OVERALL		10-1-1		7-1-0		14-1-0			
31-7-1		2-4-0	5-1-0		HOME		5-1-1		6-0-0		13-1-0			
10-9-0		3-6-0	1-2-0		AWAY		4-0-0		1-1-0		1-0-0			
5-0-0		2-0-0	2-0-0		NEUTRAL		1-0-0		0-0-0		0-0-0			
25-5-0		1-3-0	0-0-0		NON-CONFERENCE		3-0-0		7-1-0		14-1-0			
21-4-0		1-3-0	0-0-0		HOME		1-0-0		6-0-0		13-1-0			
3-1-0		0-0-0	0-0-		AWAY		1-0-0		1-1-0		1-0-0			
1-0-0		0-0-0	0-0-0		NEUTRAL		1-0-0		0-0-0		0-0-0			
21-11-1		6-7-0	8-3-0		CONFERENCE		7-1-1		0-0-0		0-0-0			
10-3-1		1-1-0	5-1-0		HOME		4-1-1		0-0-0		0-0-0			
7-8-0		3-6-0	1-2-0		AWAY		3-0-0		0-0-0		0-0-0			
4-0-0		2-0-0	2-0-0		NEUTRAL		0-0-0		0-0-0		0-0-0			
RPI	S	Opponent	Score		RPI	S	Opponent	Score		RPI	S	Opponent	Score	
2	A	Vanderbilt	4	2	28	H	Mississippi St.	2	1	53	H	Tennessee	8	7
2	A	Vanderbilt	3	5	28	H	Mississippi St.	3	0	53	H	Tennessee	9	4
2	A	Vanderbilt	3	9	28	H	Mississippi St.	17	4	53	H	Tennessee	3	6
2	N	Vanderbilt	11	1	29	H	Arkansas	5	4	58	H	Georgia	4	0
4	A	Ole Miss	1	5	29	H	Arkansas	5	3	58	H	Georgia	2	1
4	A	Ole Miss	2	0	29	H	Arkansas	4	10	58	H	Georgia	2	2
4	A	Ole Miss	4	3	29	N	Arkansas	7	2	64	N	Southern Miss.	13	5
5	H	Houston	2	12	29	N	Arkansas	11	1	67	A	Southeastern La.	7	3
5	H	Houston	4	5	31	A	Texas A&M	5	4	67	H	Southeastern La.	8	4
5	H	Houston	5	1	31	A	Texas A&M	2	3	73	A	Auburn	10	0
6	H	La.-Lafayette	1	4	31	A	Texas A&M	3	4	73	A	Auburn	11	3
8	A	Florida	1	2						73	A	Auburn	8	1
8	A	Florida	2	6										
8	A	Florida	7	11										
8	N	Florida	2	0										
24	H	Alabama	1	5										
24	H	Alabama	2	0										
					LAST 15 GAMES									
					5	H	Houston	2	12	2	N	Vanderbilt	11	1
					5	H	Houston	4	5	73	A	Auburn	8	1
					5	H	Houston	5	1	73	A	Auburn	11	3
					67	H	Southeastern La.	8	4					
					8	N	Florida	2	0					

Non-Div. I Games:

LSU

29 N Arkansas	11	1
29 N Arkansas	7	2

L  
S  
U

L  
S  
U

Average RPI Win:		115	WON-LOST		WINNING		LAST 15		STRENGTH OF		OPP. STRENGTH		TEAM		ADJ		CONF.		ADJ CONF.				
Average RPI Loss:		35	RECORD		PCT. RANK		GAMES		SCHEDULE		OF SCHEDULE		RPI		RPI		RPI		RPI				
DIV. I ONLY			45-21-0		.68182		28		9-6-0		7		40		12		.58867		12				
DIV. I NON-CONF.			31-7-0		.81579		8		6-2-0		26		145		8		.60651		8				
TOTALS		RPI 1-25		RPI 26-50				W-L RECORDS				RPI 51-100				RPI 101-150				RPI 150+			
45-21-0		10-12-0		8-4-0				OVERALL				10-4-0				3-0-0				14-1-0			
33-4-0		4-3-0		6-0-0				HOME				7-0-0				3-0-0				13-1-0			
9-10-0		5-4-0		1-3-0				AWAY				2-3-0				0-0-0				1-0-0			
3-7-0		1-5-0		1-1-0				NEUTRAL				1-1-0				0-0-0				0-0-0			
31-7-0		6-4-0		5-1-0				NON-CONFERENCE				6-1-0				0-0-0				14-1-0			
23-2-0		3-1-0		3-0-0				HOME				4-0-0				0-0-0				13-1-0			
5-2-0		2-1-0		1-0-				AWAY				1-1-0				0-0-0				1-0-0			
3-3-0		1-2-0		1-1-0				NEUTRAL				1-0-0				0-0-0				0-0-0			
14-14-0		4-8-0		3-3-0				CONFERENCE				4-3-0				3-0-0				0-0-0			
10-2-0		1-2-0		3-0-0				HOME				3-0-0				3-0-0				0-0-0			
4-8-0		3-3-0		0-3-0				AWAY				1-2-0				0-0-0				0-0-0			
0-4-0		0-3-0		0-0-0				NEUTRAL				0-1-0				0-0-0				0-0-0			
RPI	S	Opponent		Score		RPI	S	Opponent		Score		RPI	S	Opponent		Score		RPI	S	Opponent		Score	
3	H	Texas		2	5	34	N	Sam Houston St.		6	10	69	A	New Mexico		3	4	104	H	Kansas St.		11	7
3	H	Texas		8	4	37	A	Dallas Baptist		18	3	69	H	New Mexico		9	3	104	H	Kansas St.		7	4
3	H	Texas		1	11	37	H	Dallas Baptist		5	4	69	N	New Mexico		6	3	104	H	Kansas St.		4	3
3	N	Texas		3	8	38	H	West Virginia		4	3	75	A	Baylor		7	1	166	A	Stephen F. Austin		5	4
4	N	Ole Miss		1	2	38	H	West Virginia		4	0	75	A	Baylor		1	2	166	H	Stephen F. Austin		3	6
5	N	Houston		0	9	38	H	West Virginia		3	2	75	A	Baylor		0	1	166	H	Stephen F. Austin		20	4
7	A	TCU		0	9	41	H	Col. of Charleston		1	0	82	H	Oklahoma		9	5	189	H	BYU		4	2
7	A	TCU		10	2	41	H	Col. of Charleston		1	0	82	H	Oklahoma		14	4	262	H	New Mexico St.		5	3
7	A	TCU		12	2	42	N	Columbia		3	2	82	H	Oklahoma		14	4	262	H	New Mexico St.		14	4
7	N	TCU		2	3	44	A	Kansas		3	11	82	N	Oklahoma		8	9	262	H	New Mexico St.		8	7
7	N	TCU		0	4	44	A	Kansas		1	4	95	A	Oral Roberts		4	1	262	H	New Mexico St.		15	2
9	H	Indiana		10	5	44	A	Kansas		4	6	95	H	Oral Roberts		7	2	280	H	Ark.-Pine Bluff		5	1
9	H	Indiana		6	2							95	H	Oral Roberts		3	2	280	H	Ark.-Pine Bluff		2	0
9	H	Indiana		7	0							95	H	Oral Roberts		4	1	287	H	Abilene Christian		6	2
9	H	Indiana		0	1													287	H	Abilene Christian		19	2
14	N	Rice		2	1													296	H	Prairie View		4	3
17	A	Miami (FL)		4	0													296	H	Prairie View		8	0
17	A	Miami (FL)		3	0													296	H	Prairie View		13	0
17	A	Miami (FL)		1	2																		
19	A	Oklahoma St.		3	8																		
19	A	Oklahoma St.		16	6																		
19	A	Oklahoma St.		1	3																		
						LAST 15 GAMES																	
4	N	Ole Miss		1	2	42	N	Columbia		3	2												
7	N	TCU		2	3	82	N	Oklahoma		8	9												
41	H	Col. of Charleston		1	0	3	N	Texas		3	8												
41	H	Col. of Charleston		1	0																		
17	A	Miami (FL)		4	0																		

Non-Div. I Games:

Texas Tech



17	A	Miami (FL)	1	2
17	A	Miami (FL)	3	0

Average RPI Win:	115	WON-LOST RECORD	WINNING PCT. RANK	LAST 15 GAMES	STRENGTH OF SCHEDULE	OPP. STRENGTH OF SCHEDULE	TEAM RPI	ADJ RPI	CONF. RPI	ADJ CONF. RPI		
DIV. I ONLY		45-14-0	.76271	4	9-6-0	53	44	13	.58795	13	4	4
DIV. I NON-CONF.		20-6-0	.76923	19	4-2-0	109	92	24	.56592	24	3	3
<hr/>												
TOTALS	RPI 1-25	RPI 26-50		W-L RECORDS		RPI 51-100		RPI 101-150		RPI 150+		
45-14-0	5-3-0	10-4-0		OVERALL		4-3-0		13-3-0		13-1-0		
24-6-0	3-3-0	8-2-0		HOME		0-0-0		7-1-0		6-0-0		
14-6-0	0-0-0	1-1-0		AWAY		4-2-0		3-2-0		6-1-0		
7-2-0	2-0-0	1-1-0		NEUTRAL		0-1-0		3-0-0		1-0-0		
20-6-0	2-2-0	2-1-0		NON-CONFERENCE		0-1-0		8-2-0		8-0-0		
12-3-0	1-2-0	1-0-0		HOME		0-0-0		4-1-0		6-0-0		
2-1-0	0-0-0	0-0-		AWAY		0-0-0		1-1-0		1-0-0		
6-2-0	1-0-0	1-1-0		NEUTRAL		0-1-0		3-0-0		1-0-0		
25-8-0	3-1-0	8-3-0		CONFERENCE		4-2-0		5-1-0		5-1-0		
12-3-0	2-1-0	7-2-0		HOME		0-0-0		3-0-0		0-0-0		
12-5-0	0-0-0	1-1-0		AWAY		4-2-0		2-1-0		5-1-0		
1-0-0	1-0-0	0-0-0		NEUTRAL		0-0-0		0-0-0		0-0-0		
<hr/>												
RPI S	Opponent	Score		RPI S	Opponent	Score		RPI S	Opponent	Score		
9 N	Indiana	8	1	26 A	Oregon	2	6	57 A	California	5	0	
23 H	UC Irvine	2	14	26 A	Oregon	4	3	57 A	California	9	3	
23 H	UC Irvine	4	0	26 H	Oregon	7	1	57 A	California	10	4	
23 H	UC Irvine	2	4	26 H	Oregon	4	2	61 A	Southern California	1	3	
25 H	Washington	3	0	26 H	Oregon	3	1	61 A	Southern California	2	0	
25 H	Washington	2	4	27 H	Stanford	4	1	61 A	Southern California	2	4	
25 H	Washington	1	0	27 H	Stanford	1	0	100 N	Michigan St.	7	8	
25 N	Washington	3	2	27 H	Stanford	2	1					
				33 N	Nebraska	2	9					
				33 N	Nebraska	15	7					
				35 H	UNLV	6	1					
				46 H	Arizona St.	3	7					
				46 H	Arizona St.	2	3					
				46 H	Arizona St.	4	0					
				LAST 15 GAMES								
				23 H	UC Irvine	2	4	61 A	Southern California	2	4	
				35 H	UNLV	6	1	26 A	Oregon	2	6	
				23 H	UC Irvine	4	0	25 H	Washington	3	0	
				23 H	UC Irvine	2	14					
				248 H	North Dakota St.	2	1					

**Non-Div. I Games:**

Oregon St.

61	A	Southern California	1	3
61	A	Southern California	2	0

RPI	S	Opponent	Score	
270	A	Portland	9	6
270	H	Portland	5	0
270	N	Portland	8	4

Average RPI Win: 104		WON-LOST	WINNING	LAST 15	STRENGTH OF		OPP. STRENGTH	TEAM	ADJ		CONF.	ADJ CONF.
Average RPI Loss: 45		RECORD	PCT. RANK	GAMES	SCHEDULE		OF SCHEDULE	RPI	RPI		RPI	RPI
DIV. I ONLY		42-20-0	.67742	29	10-5-0		12	24	14		.58705	14
DIV. I NON-CONF.		15-12-0	.55556	101	1-3-0		8	1	32		.56215	32
TOTALS		RPI 1-25	RPI 26-50		W-L RECORDS		RPI 51-100		RPI 101-150		RPI 150+	
42-20-0		3-7-0	6-6-0		OVERALL		17-5-0		8-1-0		8-1-0	
21-9-0		1-3-0	2-4-0		HOME		8-2-0		2-0-0		8-0-0	
16-7-0		1-1-0	3-1-0		AWAY		7-3-0		5-1-0		0-1-0	
5-4-0		1-3-0	1-1-0		NEUTRAL		2-0-0		1-0-0		0-0-0	
15-12-0		3-7-0	3-4-0		NON-CONFERENCE		2-0-0		2-0-0		5-1-0	
9-6-0		1-3-0	0-3-0		HOME		1-0-0		2-0-0		5-0-0	
5-3-0		1-1-0	3-0-		AWAY		1-0-0		0-0-0		0-1-0	
1-3-0		1-3-0	0-0-0		NEUTRAL		0-0-0		0-0-0		0-0-0	
27-8-0		0-0-0	3-2-0		CONFERENCE		15-5-0		6-1-0		3-0-0	
12-3-0		0-0-0	2-1-0		HOME		7-2-0		0-0-0		3-0-0	
11-4-0		0-0-0	0-0-0		AWAY		6-3-0		5-1-0		0-0-0	
4-1-0		0-0-0	1-1-0		NEUTRAL		2-0-0		1-0-0		0-0-0	
RPI S	Opponent	Score	RPI S	Opponent	Score	RPI S	Opponent	Score	RPI S	Opponent	Score	
3 A	Texas	7 2	27 A	Stanford	5 1	64 A	Southern Miss.	6 8	102 A	UTSA	2 4	
3 H	Texas	2 3	27 A	Stanford	3 12	64 A	Southern Miss.	5 0	102 A	UTSA	11 3	
3 H	Texas	2 5	27 A	Stanford	10 3	64 A	Southern Miss.	3 2	102 A	UTSA	11 2	
3 N	Texas	0 2	31 H	Texas A&M	5 6	74 H	East Carolina	1 2	102 N	UTSA	11 5	
5 A	Houston	2 6	31 H	Texas A&M	8 9	74 H	East Carolina	8 0	114 H	A&M-Corpus Christi	12 10	
5 H	Houston	0 3	34 A	Sam Houston St.	8 5	74 H	East Carolina	2 3	121 H	George Mason	7 2	
5 N	Houston	3 7	34 H	Sam Houston St.	1 3	78 H	UAB	5 3	146 A	Tulane	4 3	
7 H	TCU	5 0	43 H	Old Dominion	3 2	78 H	UAB	5 3	146 A	Tulane	11 7	
7 N	TCU	1 0	43 H	Old Dominion	1 2	78 H	UAB	2 0	146 A	Tulane	2 1	
12 N	Texas Tech	1 2	43 H	Old Dominion	4 1	88 A	FIU	11 7	160 A	Lamar	1 10	
			43 N	Old Dominion	7 5	88 A	FIU	10 2	160 H	Lamar	3 2	
			43 N	Old Dominion	2 3	88 A	FIU	3 2	201 H	Houston Baptist	6 1	
						88 N	FIU	9 2	206 H	Purdue	23 3	
						90 A	Middle Tenn.	8 0	206 H	Purdue	9 1	
						90 A	Middle Tenn.	2 3	206 H	Purdue	3 1	
						90 A	Middle Tenn.	5 8	243 H	Louisiana Tech	11 2	
						90 N	Middle Tenn.	8 2	243 H	Louisiana Tech	3 0	
						93 A	Texas St.	14 1	243 H	Louisiana Tech	4 3	
						93 H	Texas St.	4 3				
						99 H	Fla. Atlantic	14 1				
LAST 15 GAMES												
			31 H	Texas A&M	8 9							
			3 H	Texas	2 3							
			121 H	George Mason	7 2							
			102 N	UTSA	11 5							
			43 N	Old Dominion	7 5							

Non-Div. I Games:

Rice

Rice

	RPI	S	Opponent	Score
43 N Old Dominion	2	3	99 H Fla. Atlantic	3 2
90 N Middle Tenn.	8	2	99 H Fla. Atlantic	2 0
88 N FIU				9 2
243 H Louisiana Tech				4 3
243 H Louisiana Tech				3 0

R  
i  
c  
e

[illegible]

**Non-Div. I Games:**

South Carolina

28 N Mississippi St.	0	12
2 A Vanderbilt	6	3

S  
o  
u  
t  
h  
C  
a  
r  
o  
l  
l  
i  
n  
a

S  
o  
u  
t  
h  
C  
a  
r  
o  
l  
l  
i  
n  
a

Average RPI Win:	140	WON-LOST RECORD	WINNING PCT. RANK	LAST 15 GAMES	STRENGTH OF SCHEDULE	OPP. STRENGTH OF SCHEDULE	TEAM RPI	ADJ RPI	CONF. RPI	ADJ CONF. RPI					
Average RPI Loss:	60														
DIV. I ONLY		47-12-0	.79661	2	11-4-0	145	46	16	.57976	16	5	5			
DIV. I NON-CONF.		28-7-0	.8	12	4-2-0	198	54	23	.56694	23	5	5			
<hr/>															
TOTALS	RPI 1-25	RPI 26-50		W-L RECORDS		RPI 51-100		RPI 101-150		RPI 150+					
47-12-0	3-4-0	4-2-0		OVERALL		8-4-0		7-1-0		25-1-0					
29-5-0	3-3-0	3-0-0		HOME		5-2-0		5-0-0		13-0-0					
18-7-0	0-1-0	1-2-0		AWAY		3-2-0		2-1-0		12-1-0					
0-0-0	0-0-0	0-0-0		NEUTRAL		0-0-0		0-0-0		0-0-0					
28-7-0	1-3-0	0-0-0		NON-CONFERENCE		4-2-0		7-1-0		16-1-0					
19-3-0	1-2-0	0-0-0		HOME		3-1-0		5-0-0		10-0-0					
9-4-0	0-1-0	0-0-		AWAY		1-1-0		2-1-0		6-1-0					
0-0-0	0-0-0	0-0-0		NEUTRAL		0-0-0		0-0-0		0-0-0					
19-5-0	2-1-0	4-2-0		CONFERENCE		4-2-0		0-0-0		9-0-0					
10-2-0	2-1-0	3-0-0		HOME		2-1-0		0-0-0		3-0-0					
9-3-0	0-0-0	1-2-0		AWAY		2-1-0		0-0-0		6-0-0					
0-0-0	0-0-0	0-0-0		NEUTRAL		0-0-0		0-0-0		0-0-0					
RPI	S	Opponent	Score	RPI	S	Opponent	Score	RPI	S	Opponent	Score				
22	A	Pepperdine	4 11	30	A	Long Beach St.	2 7	51	H	UC Santa Barbara	6 8	103	A	UCLA	9 1
22	H	Pepperdine	1 2	30	A	Long Beach St.	6 3	51	H	UC Santa Barbara	1 0	103	A	UCLA	2 5
22	H	Pepperdine	5 1	30	A	Long Beach St.	0 1	51	H	UC Santa Barbara	8 7	103	A	UCLA	8 0
22	H	Pepperdine	6 10	48	H	Cal St. Fullerton	4 3	57	H	California	8 4	104	H	Kansas St.	3 0
23	H	UC Irvine	10 3	48	H	Cal St. Fullerton	8 0	57	H	California	3 8	104	H	Kansas St.	5 2
23	H	UC Irvine	2 3	48	H	Cal St. Fullerton	3 0	57	H	California	4 1	104	H	Kansas St.	10 1
23	H	UC Irvine	1 0					57	H	California	16 8	130	H	Sacramento St.	4 2
								61	A	Southern California	0 16	130	H	Sacramento St.	6 5
								61	A	Southern California	5 1	173	A	Hawaii	8 3
								83	A	UC Riverside	3 7	173	A	Hawaii	3 2
								83	A	UC Riverside	7 5	173	A	Hawaii	4 3
								83	A	UC Riverside	7 2	174	A	Santa Clara	8 0
												174	H	Santa Clara	6 0
												181	A	CSUN	6 3
												181	A	CSUN	16 10
												181	A	CSUN	3 2
												186	H	UC Davis	8 0
												186	H	UC Davis	9 1
												186	H	UC Davis	5 3
												195	A	San Jose St.	5 3
												195	H	San Jose St.	12 5
												204	H	Wagner	8 1
												204	H	Wagner	3 1
												204	H	Wagner	7 2
												219	A	Seattle	2 1
												219	A	Seattle	14 15
												219	A	Seattle	4 0
				LAST 15 GAMES											
				130	H	Sacramento St.	6 5	260	A	St. Mary's (CA)	6 5				
				22	H	Pepperdine	6 10	23	H	UC Irvine	10 3				
				22	H	Pepperdine	1 2	23	H	UC Irvine	1 0				
				130	H	Sacramento St.	4 2								
				181	A	CSUN	3 2								

Non-Div. I Games:

Cal Poly



181	A	CSUN	6	3
181	A	CSUN	16	10

RPI	S	Opponent	Score	
220	H	Northern Ill.	10	1
220	H	Northern Ill.	4	2
220	H	Northern Ill.	11	9
244	A	Bakersfield	9	1
244	H	Bakersfield	6	1
260	A	St. Mary's (CA)	6	5
260	H	St. Mary's (CA)	6	2

Cal Poly

C  
a  
l  
P  
o  
l  
y

C  
a  
l  
P  
o  
l  
y

Average RPI Win:	113	WON-LOST	WINNING	LAST 15	STRENGTH OF	OPP. STRENGTH	TEAM	ADJ	CONF.	ADJ CONF.		
Average RPI Loss:	72	RECORD	PCT. RANK	GAMES	SCHEDULE	OF SCHEDULE	RPI	RPI	RPI	RPI		
DIV. I ONLY		44-19-0	.69841	19	10-5-0	25	37	17	.57879	17	3	3
DIV. I NON-CONF.		18-9-0	.66667	38	4-2-0	34	94	43	.54785	43	4	4
<hr/>												
TOTALS	RPI 1-25	RPI 26-50		W-L RECORDS		RPI 51-100		RPI 101-150		RPI 150+		
44-19-0	5-7-0	4-5-0		OVERALL		15-2-0		3-0-0		17-5-0		
26-12-0	4-5-0	2-2-0		HOME		3-1-0		0-0-0		17-4-0		
17-5-0	1-2-0	2-2-0		AWAY		11-0-0		3-0-0		0-1-0		
1-2-0	0-0-0	0-1-0		NEUTRAL		1-1-0		0-0-0		0-0-0		
18-9-0	3-3-0	1-1-0		NON-CONFERENCE		5-1-0		0-0-0		9-4-0		
15-8-0	3-3-0	0-1-0		HOME		3-1-0		0-0-0		9-3-0		
3-1-0	0-0-0	1-0-		AWAY		2-0-0		0-0-0		0-1-0		
0-0-0	0-0-0	0-0-0		NEUTRAL		0-0-0		0-0-0		0-0-0		
26-10-0	2-4-0	3-4-0		CONFERENCE		10-1-0		3-0-0		8-1-0		
11-4-0	1-2-0	2-1-0		HOME		0-0-0		0-0-0		8-1-0		
14-4-0	1-2-0	1-2-0		AWAY		9-0-0		3-0-0		0-0-0		
1-2-0	0-0-0	0-1-0		NEUTRAL		1-1-0		0-0-0		0-0-0		
RPI	S	Opponent	Score	RPI	S	Opponent	Score	RPI	S	Opponent	Score	
1	H	Virginia	3 8	36	A	Georgia Tech	10 8	55	A	Clemson	10 2	
1	H	Virginia	7 1	36	A	Georgia Tech	7 13	55	A	Clemson	3 2	
1	H	Virginia	3 5	36	A	Georgia Tech	2 3	55	A	Clemson	5 2	
8	H	Florida	4 6	36	N	Georgia Tech	3 6	55	N	Clemson	2 3	
8	H	Florida	6 4	45	H	North Carolina	2 0	59	A	North Carolina St.	2 1	
8	H	Florida	5 2	45	H	North Carolina	2 11	59	A	North Carolina St.	12 5	
10	A	Florida St.	2 10	45	H	North Carolina	6 5	59	A	North Carolina St.	2 1	
10	A	Florida St.	3 1	50	A	UCF	6 5	77	A	FGCU	5 2	
10	A	Florida St.	6 13	50	H	UCF	2 9	77	H	FGCU	4 0	
12	H	Texas Tech	0 3					77	H	FGCU	7 3	
12	H	Texas Tech	2 1					84	A	Duke	4 3	
12	H	Texas Tech	0 4					84	A	Duke	6 1	
								84	A	Duke	9 1	
								84	N	Duke	6 5	
								99	A	Fla. Atlantic	10 9	
								99	H	Fla. Atlantic	2 1	
								99	H	Fla. Atlantic	2 5	
							</					

Non-Div. I Games:

Miami (FL)

84 N Duke	6	5
55 N Clemson	2	3

M  
i  
a  
m  
i  
(  
F  
L  
)

M  
i  
a  
m  
i  
(  
F  
L  
)

Average RPI Win:		123	WON-LOST RECORD		WINNING PCT. RANK		LAST 15 GAMES		STRENGTH OF SCHEDULE		OPP. STRENGTH OF SCHEDULE		TEAM RPI		ADJ RPI		CONF. RPI		ADJ CONF. RPI										
DIV. I ONLY			50-17-0		.74627		5		10-5-0		55		52		18		.5781		18		6		6						
DIV. I NON-CONF.			29-10-0		.74359		22		5-3-0		69		40		18		.57071		18		6		6						
TOTALS		RPI 1-25		RPI 26-50		W-L RECORDS		RPI 51-100		RPI 101-150		RPI 150+																	
50-17-0		5-8-0		3-2-0		OVERALL		10-1-0		16-3-0		16-3-0																	
34-7-0		1-3-0		1-0-0		HOME		9-1-0		11-2-0		12-1-0																	
12-6-0		4-2-0		1-2-0		AWAY		0-0-0		4-0-0		3-2-0																	
4-4-0		0-3-0		1-0-0		NEUTRAL		1-0-0		1-1-0		1-0-0																	
29-10-0		2-7-0		2-0-0		NON-CONFERENCE		7-0-0		7-1-0		11-2-0																	
24-5-0		1-3-0		1-0-0		HOME		7-0-0		6-1-0		9-1-0																	
3-3-0		1-2-0		0-0-		AWAY		0-0-0		1-0-0		1-1-0																	
2-2-0		0-2-0		1-0-0		NEUTRAL		0-0-0		0-0-0		1-0-0																	
21-7-0		3-1-0		1-2-0		CONFERENCE		3-1-0		9-2-0		5-1-0																	
10-2-0		0-0-0		0-0-0		HOME		2-1-0		5-1-0		3-0-0																	
9-3-0		3-0-0		1-2-0		AWAY		0-0-0		3-0-0		2-1-0																	
2-2-0		0-1-0		0-0-0		NEUTRAL		1-0-0		1-1-0		0-0-0																	
RPI	S	Opponent		Score		RPI	S	Opponent		Score		RPI	S	Opponent		Score		RPI	S	Opponent		Score							
2	A	Vanderbilt		11	7	38	N	West Virginia		7	6	52	H	Kennesaw St.		5	3	111	H	Miami (OH)		9	0						
2	N	Vanderbilt		3	5	44	H	Kansas		6	3	52	H	Kennesaw St.		7	4	111	H	Miami (OH)		10	1						
3	N	Texas		1	4	50	A	UCF		3	2	71	H	Samford		4	2	111	H	Miami (OH)		4	6						
5	A	Houston		3	2	50	A	UCF		2	8	71	H	Samford		20	10	115	H	Memphis		2	3						
5	A	Houston		4	2	50	A	UCF		3	4	71	H	Samford		18	2	115	H	Memphis		5	4						
5	A	Houston		10	3							89	H	Rutgers		9	8	115	H	Memphis		8	7						
5	N	Houston		4	10							89	H	Rutgers		6	1	115	N	Memphis		13	3						
9	A	Indiana		3	9							89	H	Rutgers		2	11	126	A	Western Ky.		5	3						
9	H	Indiana		2	7							89	N	Rutgers		9	3	126	H	Western Ky.		3	1						
9	H	Indiana		2	6							91	H	Xavier		8	1	127	H	Kent St.		5	0						
20	A	Kentucky		3	8							91	H	Xavier		12	3	129	H	Ohio St.		7	3						
20	H	Kentucky		4	1													132	H	UConn		6	1						
20	H	Kentucky		2	4													132	H	UConn		8	2						
																		132	H	UConn		2	0						
																		142	A	South Fla.		9	5						
																		142	A	South Fla.		3	1						
																		142	A	South Fla.		3	2						
																		142	N	South Fla.		1	2						
																		149	H	Eastern Ill.		6	0						
																		161	N	Delaware		6	1						
																		163	H	Cincinnati		5	1						
																		163	H	Cincinnati		10	0						
																		163	H	Cincinnati		5	1						
																		184	H	Morehead St.		7	3						
																		190	H	Western Mich.		21	8						
																		190	H	Western Mich.		2	4						
																		190	H	Western Mich.		8	0						
																								</					

Non-Div. I Games:

Louisville

44	H	Kansas	6	3
127	H	Kent St.	5	0

RPI	S	Opponent	Score	
192	A	Citadel	3	5
200	H	Toledo	8	2
200	H	Toledo	6	2
206	A	Purdue	3	1
212	H	Eastern Ky.	13	1
221	A	Temple	2	4
221	A	Temple	6	4
221	A	Temple	2	0
234	H	Western Ill.	8	0
234	H	Western Ill.	5	2
249	H	Butler	15	1

L  
o  
u  
i  
s  
v  
i  
l  
l  
e

L  
o  
u  
i  
s  
v  
i  
l  
l  
e

Average RPI Win:	107	WON-LOST	WINNING	LAST 15	STRENGTH OF	OPP. STRENGTH	TEAM	ADJ	CONF.	ADJ CONF.				
Average RPI Loss:	68	RECORD	PCT. RANK	GAMES	SCHEDULE	OF SCHEDULE	RPI	RPI	RPI	RPI				
DIV. I ONLY		48-18-0	.72727	8	10-5-0	60	17	19	.57525	19	2	2		
DIV. I NON-CONF.		25-9-0	.73529	24	4-2-0	221	91	76	.52641	75	2	2		
<hr/>														
TOTALS	RPI 1-25	RPI 26-50		W-L RECORDS		RPI 51-100		RPI 101-150		RPI 150+				
48-18-0	8-7-0	11-1-0		OVERALL		10-8-0		6-0-0		13-2-0				
25-10-0	4-4-0	8-0-0		HOME		2-4-0		1-0-0		10-2-0				
13-4-0	2-1-0	3-0-0		AWAY		4-3-0		4-0-0		0-0-0				
10-4-0	2-2-0	0-1-0		NEUTRAL		4-1-0		1-0-0		3-0-0				
<hr/>														
25-9-0	0-2-0	5-1-0		NON-CONFERENCE		4-4-0		3-0-0		13-2-0				
18-7-0	0-2-0	5-0-0		HOME		2-3-0		1-0-0		10-2-0				
3-1-0	0-0-0	0-0-		AWAY		2-1-0		1-0-0		0-0-0				
4-1-0	0-0-0	0-1-0		NEUTRAL		0-0-0		1-0-0		3-0-0				
<hr/>														
23-9-0	8-5-0	6-0-0		CONFERENCE		6-4-0		3-0-0		0-0-0				
7-3-0	4-2-0	3-0-0		HOME		0-1-0		0-0-0		0-0-0				
10-3-0	2-1-0	3-0-0		AWAY		2-2-0		3-0-0		0-0-0				
6-3-0	2-2-0	0-0-0		NEUTRAL		4-1-0		0-0-0		0-0-0				
<hr/>														
RPI	S	Opponent	Score		RPI	S	Opponent	Score		RPI	S	Opponent	Score	
3	A	Texas	2	1	38	A	West Virginia	7	4	65	H	San Diego	6	5
3	A	Texas	0	3	38	A	West Virginia	6	0	65	H	San Diego	6	10
3	A	Texas	8	3	38	A	West Virginia	9	2	65	H	San Diego	0	7
3	N	Texas	6	4	44	H	Kansas	5	3	75	A	Baylor	1	4
3	N	Texas	3	1	44	H	Kansas	6	3	75	A	Baylor	1	4
3	N	Texas	0	3	44	H	Kansas	7	0	75	A	Baylor	4	1
7	H	TCU	9	4	46	H	Arizona St.	8	5	79	A	Wichita St.	3	0
7	H	TCU	1	3	46	H	Arizona St.	6	5	79	H	Wichita St.	4	6
7	H	TCU	2	1	46	H	Arizona St.	14	12	82	A	Oklahoma	3	1
7	N	TCU	1	7	46	N	Arizona St.	1	6	82	H	Oklahoma	9	12
12	H	Texas Tech	6	16	48	H	Cal St. Fullerton	13	7	82	N	Oklahoma	4	2
12	H	Texas Tech	3	1	48	H	Cal St. Fullerton	6	4	82	N	Oklahoma	13	4
12	H	Texas Tech	8	3						82	N	Oklahoma	1	8
23	H	UC Irvine	0	1						82	N	Oklahoma	11	8
23	H	UC Irvine	4	8						82	N	Oklahoma	2	1
										95	A	Oral Roberts	8	15
										95	H	Oral Roberts	8	3
										97	A	Texas-Arlington	4	3

Non-Div. I Games:

Oklahoma St.

7 N TCU	1	7
3 N Texas	6	4

O  
k  
l  
a  
h  
o  
m  
a  
s  
t  
.

O  
k  
l  
a  
h  
o  
m  
a  
s  
t  
.

## Kentucky

Through Games Of 6-25-14 (FINAL)

Average RPI Win: 78		WON-LOST	WINNING	LAST 15	STRENGTH OF		OPP. STRENGTH	TEAM	ADJ	CONF.	ADJ CONF.
Average RPI Loss: 63		RECORD	PCT. RANK	GAMES	SCHEDULE		OF SCHEDULE	RPI	RPI	RPI	RPI
DIV. I ONLY		37-25-0	.59677	73	6		12	20	.57455	20	1
DIV. I NON-CONF.		20-8-0	.71429	27	20		167	11	.58666	11	1
TOTALS		RPI 1-25	RPI 26-50		W-L RECORDS		RPI 51-100		RPI 101-150		RPI 150+
37-25-0		11-12-0	5-2-0		OVERALL		10-5-0		6-3-0		5-3-0
19-10-0		5-5-0	0-0-0		HOME		5-2-0		4-2-0		5-1-0
10-12-0		3-6-0	3-1-0		AWAY		4-3-0		0-0-0		0-2-0
8-3-0		3-1-0	2-1-0		NEUTRAL		1-0-0		2-1-0		0-0-0
20-8-0		3-2-0	2-1-0		NON-CONFERENCE		5-1-0		5-1-0		5-3-0
12-2-0		1-0-0	0-0-0		HOME		3-1-0		3-0-0		5-1-0
3-4-0		1-2-0	1-0-		AWAY		1-0-0		0-0-0		0-2-0
5-2-0		1-0-0	1-1-0		NEUTRAL		1-0-0		2-1-0		0-0-0
17-17-0		8-10-0	3-1-0		CONFERENCE		5-4-0		1-2-0		0-0-0
7-8-0		4-5-0	0-0-0		HOME		2-1-0		1-2-0		0-0-0
7-8-0		2-4-0	2-1-0		AWAY		3-3-0		0-0-0		0-0-0
3-1-0		2-1-0	1-0-0		NEUTRAL		0-0-0		0-0-0		0-0-0
RPI S	Opponent	Score	RPI S	Opponent	Score	RPI S	Opponent	Score	RPI S	Opponent	Score
1 N	Virginia	8 3	28 N	Mississippi St.	7 6	53 A	Tennessee	1 5	107 N	St. John's (NY)	13 0
2 A	Vanderbilt	4 2	31 A	Texas A&M	11 4	53 A	Tennessee	2 8	116 H	Tennessee Tech	15 13
2 A	Vanderbilt	2 6	31 A	Texas A&M	6 3	53 A	Tennessee	15 1	123 N	VMI	9 10
2 A	Vanderbilt	3 9	31 A	Texas A&M	2 14	58 A	Georgia	10 0	124 H	Wright St.	7 1
4 H	Ole Miss	5 18	43 A	Old Dominion	7 5	58 A	Georgia	10 11	126 H	Western Ky.	10 3
4 H	Ole Miss	6 9	44 N	Kansas	6 10	58 A	Georgia	13 0	127 N	Kent St.	4 2
4 H	Ole Miss	4 12	44 N	Kansas	8 6	60 H	Ball St.	8 10	139 H	Missouri	12 0
8 H	Florida	10 11				60 H	Ball St.	26 3	139 H	Missouri	7 8
8 H	Florida	17 1				60 H	Ball St.	24 1	139 H	Missouri	3 8
8 H	Florida	9 8				73 H	Auburn	6 3	163 H	Cincinnati	11 4
8 N	Florida	4 2				73 H	Auburn	1 8	163 H	Cincinnati	7 0
8 N	Florida	5 6				73 H	Auburn	6 5	184 H	Morehead St.	4 6
9 A	Indiana	2 7				91 H	Xavier	9 6	224 A	Murray St.	3 4
15 H	South Carolina	2 1				94 N	Saint Joseph's	16 2	264 A	USC Upstate	6 8
15 H	South Carolina	13 5				96 A	UNC Wilmington	10 4	265 H	Eastern Mich.	13 2
15 H	South Carolina	3 8							265 H	Eastern Mich.	8 2
18 A	Louisville	1 4							265 H	Eastern Mich.	9 5
18 A	Louisville	4 2									
18 H	Louisville	8 3									
24 A	Alabama	0 3									
24 A	Alabama	3 5									
24 A	Alabama	7 2									
24 N	Alabama	7 1									
LAST 15 GAMES											
44 N	Kansas	8 6	24 N	Alabama	7 1						
18 A	Louisville	1 4	58 A	Georgia	10 11						
127 N	Kent St.	4 2	58 A	Georgia	10 0						
44 N	Kansas	6 10									
8 N	Florida	5 6									

Non-Div. I Games:

Kentucky



28 N Mississippi St.	7	6
8 N Florida	4	2

K  
e  
n  
t  
u  
c  
k  
y

K  
e  
n  
t  
u  
c  
k  
y

Maryland

Through Games Of 6-25-14 (FINAL)

Average RPI Win: 103		WON-LOST	WINNING	LAST 15	STRENGTH OF		OPP. STRENGTH	TEAM	ADJ	CONF.	ADJ CONF.
Average RPI Loss: 77		RECORD	PCT. RANK	GAMES	SCHEDULE		OF SCHEDULE	RPI	RPI	RPI	RPI
DIV. I ONLY		40-23-0	.63492	48	11-4-0		28	27	21	.57329	21
DIV. I NON-CONF.		22-5-0	.81481	9	5-0-0		38	53	7	.61081	7
TOTALS		RPI 1-25	RPI 26-50		W-L RECORDS		RPI 51-100		RPI 101-150		RPI 150+
40-23-0		7-6-0	9-6-0		OVERALL		6-4-0		4-2-0		14-5-0
21-7-0		0-0-0	8-3-0		HOME		4-2-0		1-0-0		8-2-0
14-14-0		5-6-0	0-1-0		AWAY		2-2-0		2-2-0		5-3-0
5-2-0		2-0-0	1-2-0		NEUTRAL		0-0-0		1-0-0		1-0-0
22-5-0		3-2-0	6-1-0		NON-CONFERENCE		2-0-0		3-0-0		8-2-0
12-2-0		0-0-0	5-0-0		HOME		1-0-0		1-0-0		5-2-0
7-3-0		3-2-0	0-0-		AWAY		1-0-0		1-0-0		2-0-0
3-0-0		0-0-0	1-0-0		NEUTRAL		0-0-0		1-0-0		1-0-0
18-18-0		4-4-0	3-5-0		CONFERENCE		4-4-0		1-2-0		6-3-0
9-5-0		0-0-0	3-3-0		HOME		3-2-0		0-0-0		3-0-0
7-11-0		2-4-0	0-0-0		AWAY		1-2-0		1-2-0		3-3-0
2-2-0		2-0-0	0-2-0		NEUTRAL		0-0-0		0-0-0		0-0-0
RPI S	Opponent	Score	RPI S	Opponent	Score	RPI S	Opponent	Score	RPI S	Opponent	Score
1 A	Virginia	3 7	36 H	Georgia Tech	6 13	55 H	Clemson	1 3	121 A	George Mason	11 0
1 A	Virginia	5 4	36 H	Georgia Tech	4 1	55 H	Clemson	1 7	121 H	George Mason	13 4
1 A	Virginia	2 11	36 H	Georgia Tech	7 2	59 H	North Carolina St.	5 2	136 N	Towson	4 3
1 N	Virginia	7 6	36 N	Georgia Tech	4 9	59 H	North Carolina St.	7 4	145 A	Virginia Tech	4 6
8 A	Florida	0 4	38 A	West Virginia	2 14	59 H	North Carolina St.	10 0	145 A	Virginia Tech	1 3
8 A	Florida	5 8	38 H	West Virginia	4 2	81 A	Wake Forest	11 3	145 A	Virginia Tech	4 2
8 A	Florida	9 7	39 H	Liberty	8 3	81 A	Wake Forest	4 6	158 A	Boston College	4 7
10 A	Florida St.	0 7	43 N	Old Dominion	4 3	81 A	Wake Forest	2 5	158 A	Boston College	1 5
10 A	Florida St.	3 15	45 H	North Carolina	3 2	85 A	VCU	12 1	158 A	Boston College	2 5
10 A	Florida St.	5 1	45 H	North Carolina	4 9	85 H	VCU	5 2	159 A	Pittsburgh	21 1
10 N	Florida St.	5 3	45 H	North Carolina	0 7				159 A	Pittsburgh	6 4
15 A	South Carolina	10 1	45 N	North Carolina	7 13				159 A	Pittsburgh	5 1
15 A	South Carolina	4 3	49 H	Bryant	3 0				161 A	Delaware	5 2
			49 H	Bryant	7 3				161 H	Delaware	10 1
			49 H	Bryant	3 0				180 H	Notre Dame	2 0
									180 H	Notre Dame	3 2
									180 H	Notre Dame	6 2
									205 A	James Madison	13 6
									205 H	James Madison	3 6
									225 H	Massachusetts	3 2
									225 H	Massachusetts	4 0
									225 H	Massachusetts	10 1
									242 H	Mt. St. Mary's	2 3
									252 N	UMBC	6 0
									266 H	Navy	11 4
			LAST 15 GAMES								
			1 A	Virginia	2 11	45 N	North Carolina	7 13			
			1 A	Virginia	3 7	10 N	Florida St.	5 3			
			1 A	Virginia	5 4	1 N	Virginia	7 6			
			15 A	South Carolina	10 1						
			15 A	South Carolina	4 3						

Non-Div. I Games:

Maryland

43	N	Old Dominion	4	3
36	N	Georgia Tech	4	9

M  
a  
r  
y  
l  
a  
n  
d

M  
a  
r  
y  
l  
a  
n  
d

Average RPI Win:	129	WON-LOST	WINNING	LAST 15	STRENGTH OF	OPP. STRENGTH	TEAM	ADJ	CONF.	ADJ CONF.		
Average RPI Loss:	110	RECORD	PCT. RANK	GAMES	SCHEDULE	OF SCHEDULE	RPI	RPI	RPI	RPI		
DIV. I ONLY		43-18-0	.70492	17	11-4-0	70	87	22	.57209	22	14	14
DIV. I NON-CONF.		22-9-0	.70968	29	5-2-0	6	19	5	.61455	5	12	12
<hr/>												
TOTALS	RPI 1-25	RPI 26-50		W-L RECORDS		RPI 51-100		RPI 101-150		RPI 150+		
43-18-0	7-3-0	2-1-0		OVERALL		6-2-0		8-7-0		20-5-0		
22-7-0	3-0-0	1-0-0		HOME		5-1-0		3-3-0		10-3-0		
17-11-0	4-3-0	0-1-0		AWAY		1-1-0		3-4-0		9-2-0		
4-0-0	0-0-0	1-0-0		NEUTRAL		0-0-0		2-0-0		1-0-0		
<hr/>												
22-9-0	7-3-0	2-1-0		NON-CONFERENCE		4-1-0		3-1-0		6-3-0		
12-2-0	3-0-0	1-0-0		HOME		3-0-0		2-1-0		3-1-0		
9-7-0	4-3-0	0-0-		AWAY		1-1-0		1-0-0		3-2-0		
1-0-0	0-0-0	1-0-0		NEUTRAL		0-0-0		0-0-0		0-0-0		
<hr/>												
21-9-0	0-0-0	0-0-0		CONFERENCE		2-1-0		5-6-0		14-2-0		
10-5-0	0-0-0	0-0-0		HOME		2-1-0		1-2-0		7-2-0		
8-4-0	0-0-0	0-0-0		AWAY		0-0-0		2-4-0		6-0-0		
3-0-0	0-0-0	0-0-0		NEUTRAL		0-0-0		2-0-0		1-0-0		
<hr/>												
RPI S	Opponent	Score	RPI S	Opponent	Score	RPI S	Opponent	Score	RPI S	Opponent	Score	
5 H	Houston	3 0	30 A	Long Beach St.	0 7	51 A	UC Santa Barbara	1 2	103 A	UCLA	8 7	
7 A	TCU	3 2	30 H	Long Beach St.	6 3	51 H	UC Santa Barbara	12 5	107 H	St. John's (NY)	0 2	
7 A	TCU	2 3	46 N	Arizona St.	3 2	61 A	Southern California	10 4	107 H	St. John's (NY)	8 4	
7 A	TCU	5 6				61 H	Southern California	4 3	107 H	St. John's (NY)	11 1	
16 A	Cal Poly	1 5				65 H	San Diego	4 5	119 A	Loyola Marymount	16 3	
16 A	Cal Poly	10 6				65 H	San Diego	6 3	119 A	Loyola Marymount	1 3	
16 A	Cal Poly	2 1				65 H	San Diego	3 0	119 A	Loyola Marymount	2 3	
16 H	Cal Poly	11 4				96 H	UNC Wilmington	2 1	119 N	Loyola Marymount	4 1	
23 A	UC Irvine	6 0							119 N	Loyola Marymount	6 1	
23 H	UC Irvine	4 3							143 A	Gonzaga	10 13	
									143 A	Gonzaga	5 6	
									143 A	Gonzaga	8 6	
									147 H	Pacific	5 3	
									147 H	Pacific	4 6	
									147 H	Pacific	5 7	
									155 H	San Francisco	2 3	
									155 H	San Francisco	4 3	
									155 H	San Francisco	13 2	
									164 H	Utah Valley	5 0	
									164 H	Utah Valley	9 2	
									164 H	Utah Valley	11 8	
			LAST 15 GAMES						173 A	Hawaii	2 1	
			7 A	TCU	5 6	119 N	Loyola Marymount	4 1	173 A	Hawaii	7 3	
			7 A	TCU	3 2	174 N	Santa Clara	5 2	173 A	Hawaii	0 2	
			7 A	TCU	2 3	143 A	Gonzaga	10 13	173 A	Hawaii	1 6	
			16 A	Cal Poly	10 6				174 A	Santa Clara	1 0	
			16 A	Cal Poly	2 1				174 A	Santa Clara	4 2	

**Non-Div. I Games:**

Pepperdine

46	N	Arizona St.	3	2
119	N	Loyola Marymount	6	1

RPI	S	Opponent	Score	
174	A	Santa Clara	10	0
174	N	Santa Clara	5	2
181	A	CSUN	9	5
181	H	CSUN	2	4
189	H	BYU	6	4
189	H	BYU	9	1
189	H	BYU	0	1
260	A	St. Mary's (CA)	6	2
260	A	St. Mary's (CA)	10	4
260	A	St. Mary's (CA)	8	1
270	H	Portland	6	1
270	H	Portland	1	0
270	H	Portland	6	0

P  
e  
p  
p  
e  
r  
d  
i  
n  
e

P  
e  
p  
p  
e  
r  
d  
i  
n  
e

Average RPI Win:		116	WON-LOST RECORD		WINNING PCT. RANK	LAST 15 GAMES	STRENGTH OF SCHEDULE		OPP. STRENGTH OF SCHEDULE	TEAM RPI	ADJ RPI	CONF. RPI	ADJ CONF. RPI				
Average RPI Loss:		53															
DIV. I ONLY			41-25-0		.62121	57	6-9-0		20	49	23	.5681	23	5	5		
DIV. I NON-CONF.			25-16-0		.60976	69	6-3-0		14	43	19	.57029	19	5	5		
TOTALS		RPI 1-25		RPI 26-50		W-L RECORDS		RPI 51-100		RPI 101-150		RPI 150+					
41-25-0		6-7-0		5-10-0		OVERALL		8-2-0		8-6-0		14-0-0					
21-12-0		0-1-0		3-5-0		HOME		6-2-0		8-4-0		4-0-0					
18-11-0		5-4-0		1-5-0		AWAY		2-0-0		0-2-0		10-0-0					
2-2-0		1-2-0		1-0-0		NEUTRAL		0-0-0		0-0-0		0-0-0					
25-16-0		5-5-0		4-4-0		NON-CONFERENCE		3-1-0		8-6-0		5-0-0					
12-8-0		0-1-0		2-2-0		HOME		1-1-0		8-4-0		1-0-0					
11-6-0		4-2-0		1-0-		AWAY		2-0-0		0-2-0		4-0-0					
2-2-0		1-2-0		1-0-0		NEUTRAL		0-0-0		0-0-0		0-0-0					
16-9-0		1-2-0		1-6-0		CONFERENCE		5-1-0		0-0-0		9-0-0					
9-4-0		0-0-0		1-3-0		HOME		5-1-0		0-0-0		3-0-0					
7-5-0		1-2-0		0-3-0		AWAY		0-0-0		0-0-0		6-0-0					
0-0-0		0-0-0		0-0-0		NEUTRAL		0-0-0		0-0-0		0-0-0					
RPI	S	Opponent		Score		RPI	S	Opponent		Score		RPI	S	Opponent		Score	
2	N	Vanderbilt		4	6	30	A	Long Beach St.		1	2	51	H	UC Santa Barbara		8	0
3	N	Texas		3	1	30	A	Long Beach St.		1	10	51	H	UC Santa Barbara		3	2
3	N	Texas		0	1	30	A	Long Beach St.		2	3	51	H	UC Santa Barbara		6	2
13	A	Oregon St.		0	4	30	H	Long Beach St.		7	2	61	A	Southern California		6	2
13	A	Oregon St.		4	2	33	A	Nebraska		4	13	61	H	Southern California		6	4
13	A	Oregon St.		14	2	33	A	Nebraska		4	7	65	A	San Diego		16	11
16	A	Cal Poly		3	2	33	A	Nebraska		7	6	65	H	San Diego		3	6
16	A	Cal Poly		3	10	35	N	UNLV		10	3	83	H	UC Riverside		4	2
16	A	Cal Poly		0	1	40	H	San Diego St.		3	0	83	H	UC Riverside		8	0
19	A	Oklahoma St.		8	4	40	H	San Diego St.		3	4	83	H	UC Riverside		1	3
19	A	Oklahoma St.		1	0	40	H	San Diego St.		1	3						
22	A	Pepperdine		3	4	46	H	Arizona St.		5	2						
22	H	Pepperdine		0	6	48	H	Cal St. Fullerton		3	4						
						48	H	Cal St. Fullerton		1	9						
						48	H	Cal St. Fullerton		1	2						
LAST 15 GAMES																	
3	N	Texas		0	1	13	A	Oregon St.		14	2	186	A	UC Davis		4	2
2	N	Vanderbilt		4	6	35	N	UNLV		10	3	244	A	Bakersfield		7	4
3	N	Texas		3	1	30	A	Long Beach St.		1	2	244	H	Bakersfield		3	2
19	A	Oklahoma St.		1	0							270	A	Portland		5	3
19	A	Oklahoma St.		8	4							270	A	Portland		5	1

Non-Div. I Games:

UC Irvine

13	A	Oregon St.	4	2
13	A	Oregon St.	0	4

RPI	S	Opponent	Score	
270	A	Portland	6	2

U  
C  
I  
r  
v  
i  
n  
e

U  
C  
I  
r  
v  
i  
n  
e

UC Irvine

Average RPI Win: 103		WON-LOST RECORD	WINNING PCT. RANK	LAST 15 GAMES	STRENGTH OF SCHEDULE	OPP. STRENGTH OF SCHEDULE	TEAM RPI	ADJ RPI	CONF. RPI	ADJ CONF. RPI										
Average RPI Loss: 42																				
DIV. I ONLY		37-24-0	.60656	67	7-8-0	11	22	24	.56781	24	1	1								
DIV. I NON-CONF.		21-9-0	.7	33	5-2-0	90	166	41	.55331	41	1	1								
<hr/>																				
TOTALS		RPI 1-25		RPI 26-50		W-L RECORDS		RPI 51-100		RPI 101-150		RPI 150+								
37-24-0		9-10-0		4-5-0		OVERALL		12-7-0		0-0-0		12-2-0								
21-11-0		5-4-0		1-2-0		HOME		4-3-0		0-0-0		11-2-0								
12-10-0		4-5-0		3-3-0		AWAY		5-2-0		0-0-0		0-0-0								
4-3-0		0-1-0		0-0-0		NEUTRAL		3-2-0		0-0-0		1-0-0								
21-9-0		2-2-0		0-0-0		NON-CONFERENCE		7-5-0		0-0-0		12-2-0								
13-4-0		0-0-0		0-0-0		HOME		2-2-0		0-0-0		11-2-0								
5-3-0		2-2-0		0-0-		AWAY		3-1-0		0-0-0		0-0-0								
3-2-0		0-0-0		0-0-0		NEUTRAL		2-2-0		0-0-0		1-0-0								
16-15-0		7-8-0		4-5-0		CONFERENCE		5-2-0		0-0-0		0-0-0								
8-7-0		5-4-0		1-2-0		HOME		2-1-0		0-0-0		0-0-0								
7-7-0		2-3-0		3-3-0		AWAY		2-1-0		0-0-0		0-0-0								
1-1-0		0-1-0		0-0-0		NEUTRAL		1-0-0		0-0-0		0-0-0								
RPI	S	Opponent		Score		RPI	S	Opponent		Score		RPI	S	Opponent		Score				
4	H	Ole Miss		6 5		28	H	Mississippi St.		0 1		52	N	Kennesaw St.		0 1				
4	H	Ole Miss		7 6		28	H	Mississippi St.		4 9		52	N	Kennesaw St.		4 1				
4	H	Ole Miss		3 1		28	H	Mississippi St.		2 1		52	N	Kennesaw St.		2 4				
6	A	La.-Lafayette		12 6		29	A	Arkansas		0 1		53	A	Tennessee		8 5				
6	A	La.-Lafayette		0 2		29	A	Arkansas		17 9		53	A	Tennessee		9 10				
6	A	La.-Lafayette		0 6		29	A	Arkansas		1 2		53	A	Tennessee		7 6				
8	H	Florida		3 7		31	A	Texas A&M		8 13		64	A	Southern Miss.		1 2				
8	H	Florida		3 4		31	A	Texas A&M		5 1		64	H	Southern Miss.		3 6				
8	H	Florida		3 13		31	A	Texas A&M		6 4		71	A	Samford		9 5				
10	A	Florida St.		6 5								71	H	Samford		12 1				
11	A	LSU		0 2								73	H	Auburn		4 1				
11	A	LSU		5 1								73	H	Auburn		1 2				
15	A	South Carolina		3 9								73	H	Auburn		4 3				
15	A	South Carolina		2 1								73	N	Auburn		4 3				
15	A	South Carolina		3 9								78	A	UAB		5 2				
20	H	Kentucky		5 3								78	H	UAB		1 2				
20	H	Kentucky		3 0								86	N	Ga. Southern		6 0				
20	H	Kentucky		2 7								92	A	Jacksonville St.		15 10				
20	N	Kentucky		1 7								92	H	Jacksonville St.		6 1				
<hr/>																				
LAST 15 GAMES																				
52 N Kennesaw St.						2 4		28 H Mississippi St.						0 1						
86 N Ga. Southern						6 0		28 H Mississippi St.						4 9						
52 N Kennesaw St.						4 1		92 A Jacksonville St.						15 10						
10 A Florida St.						6 5														
52 N Kennesaw St.						0 1														

Non-Div. I Games:

Alabama



20 N Kentucky	1	7
28 H Mississippi St.	2	1

A  
l  
a  
b  
a  
m  
a

A  
l  
a  
b  
a  
m  
a

Average RPI Win:	130	WON-LOST	WINNING	LAST 15	STRENGTH OF	OPP. STRENGTH	TEAM	ADJ	CONF.	ADJ CONF.					
Average RPI Loss:	73	RECORD	PCT. RANK	GAMES	SCHEDULE	OF SCHEDULE	RPI	RPI	RPI	RPI					
DIV. I ONLY		41-17-1	.70339	18	9-6-0	93	45	25	.56719	25	4	4			
DIV. I NON-CONF.		20-7-1	.73214	25	7-2-0	168	108	33	.55832	33	3	3			
<hr/>															
TOTALS	RPI 1-25	RPI 26-50		W-L RECORDS		RPI 51-100		RPI 101-150		RPI 150+					
41-17-1	1-6-0	8-4-0		OVERALL		7-1-0		7-3-1		18-3-0					
21-6-0	0-0-0	4-2-0		HOME		0-0-0		5-3-0		12-1-0					
15-7-0	1-4-0	2-1-0		AWAY		6-1-0		0-0-0		6-1-0					
5-4-1	0-2-0	2-1-0		NEUTRAL		1-0-0		2-0-1		0-1-0					
20-7-1	0-3-0	2-1-0		NON-CONFERENCE		2-0-0		4-0-1		12-3-0					
11-1-0	0-0-0	0-0-0		HOME		0-0-0		2-0-0		9-1-0					
4-3-0	0-2-0	0-0-		AWAY		1-0-0		0-0-0		3-1-0					
5-3-1	0-1-0	2-1-0		NEUTRAL		1-0-0		2-0-1		0-1-0					
21-10-0	1-3-0	6-3-0		CONFERENCE		5-1-0		3-3-0		6-0-0					
10-5-0	0-0-0	4-2-0		HOME		0-0-0		3-3-0		3-0-0					
11-4-0	1-2-0	2-1-0		AWAY		5-1-0		0-0-0		3-0-0					
0-1-0	0-1-0	0-0-0		NEUTRAL		0-0-0		0-0-0		0-0-0					
RPI	S	Opponent	Score	RPI	S	Opponent	Score	RPI	S	Opponent	Score	RPI	S	Opponent	Score
4	A	Ole Miss	1 2	26	H	Oregon	1 0	57	A	California	4 3	103	H	UCLA	6 1
4	A	Ole Miss	2 3	26	H	Oregon	5 4	57	A	California	1 7	103	H	UCLA	0 3
9	N	Indiana	2 8	26	H	Oregon	3 10	57	A	California	6 2	103	H	UCLA	3 6
13	A	Oregon St.	0 3	27	H	Stanford	6 1	61	A	Southern California	8 3	108	N	Michigan	8 6
13	A	Oregon St.	4 2	27	H	Stanford	7 2	61	A	Southern California	8 2	108	N	Michigan	7 7
13	A	Oregon St.	0 1	27	H	Stanford	3 6	61	A	Southern California	19 4	134	H	Washington St.	4 6
13	N	Oregon St.	2 3	33	N	Nebraska	3 13	93	A	Texas St.	6 1	134	H	Washington St.	2 1
				36	N	Georgia Tech	8 0	100	N	Michigan St.	4 1	134	H	Washington St.	2 0
				36	N	Georgia Tech	4 2					141	H	Grand Canyon	8 7
				46	A	Arizona St.	1 4					143	H	Gonzaga	7 1
				46	A	Arizona St.	9 3					147	N	Pacific	4 1
				46	A	Arizona St.	4 3					174	A	Santa Clara	9 1
												174	A	Santa Clara	6 4
												185	A	Utah	21 17
												185	A	Utah	11 1
												185	A	Utah	8 4
												186	H	UC Davis	8 3
												186	H	UC Davis	4 1
												186	H	UC Davis	2 1
												195	A	San Jose St.	7 0
												197	H	Bethune-Cookman	5 4
												197	H	Bethune-Cookman	7 1
												197	H	Bethune-Cookman	4 0
												198	H	Arizona	8 0
												198	H	Arizona	5 2
												198	H	Arizona	8 7
												219	A	Seattle	0 1
				LAST 15 GAMES											
				4	A	Ole Miss	2 3	13	A	Oregon St.	0 3				
				4	A	Ole Miss	1 2	13	A	Oregon St.	0 1				
				36	N	Georgia Tech	4 2	13	A	Oregon St.	4 2				
				36	N	Georgia Tech	8 0								
				103	H	UCLA	6 1								

Non-Div. I Games:

Washington

103	H	UCLA	3	6
103	H	UCLA	0	3

RPI	S	Opponent	Score	
219	H	Seattle	6	0
219	H	Seattle	3	6
223	N	Air Force	9	14
270	H	Portland	7	6
297	H	Northern Colo.	14	3

W  
a  
s  
h  
i  
n  
g  
t  
o  
n

W  
a  
s  
h  
i  
n  
g  
t  
o  
n

O  
r  
e  
g  
o  
n

Oregon				Through Games Of 6-25-14 (FINAL)															
Average RPI Win: 137		WON-LOST RECORD		WINNING PCT. RANK		LAST 15 GAMES		STRENGTH OF SCHEDULE		OPP. STRENGTH OF SCHEDULE		TEAM RPI		ADJ RPI		CONF. RPI		ADJ CONF. RPI	
DIV. I ONLY		44-20-0		.6875 25		9-6-0		86		33		26		.56698 26		4		4	
DIV. I NON-CONF.		25-7-0		.78125 18		3-2-0		165		46		16		.572 16		3		3	
TOTALS		RPI 1-25		RPI 26-50		W-L RECORDS		RPI 51-100		RPI 101-150		RPI 150+							
44-20-0		2-8-0		2-7-0		OVERALL		9-3-0		14-1-0		17-1-0							
24-8-0		1-1-0		0-3-0		HOME		7-3-0		6-1-0		10-0-0							
18-12-0		1-7-0		2-4-0		AWAY		0-0-0		8-0-0		7-1-0							
2-0-0		0-0-0		0-0-0		NEUTRAL		2-0-0		0-0-0		0-0-0							
25-7-0		0-2-0		0-3-0		NON-CONFERENCE		6-0-0		8-1-0		11-1-0							
11-4-0		0-0-0		0-3-0		HOME		4-0-0		3-1-0		4-0-0							
12-3-0		0-2-0		0-0-		AWAY		0-0-0		5-0-0		7-1-0							
2-0-0		0-0-0		0-0-0		NEUTRAL		2-0-0		0-0-0		0-0-0							
19-13-0		2-6-0		2-4-0		CONFERENCE		3-3-0		6-0-0		6-0-0							
13-4-0		1-1-0		0-0-0		HOME		3-3-0		3-0-0		6-0-0							
6-9-0		1-5-0		2-4-0		AWAY		0-0-0		3-0-0		0-0-0							
0-0-0		0-0-0		0-0-0		NEUTRAL		0-0-0		0-0-0		0-0-0							
RPI	S	Opponent	Score		RPI	S	Opponent	Score		RPI	S	Opponent	Score		RPI	S	Opponent	Score	
2	A	Vanderbilt	2	7	27	A	Stanford	1	2	55	N	Clemson	18	1	103	A	UCLA	5	4
2	A	Vanderbilt	2	3	27	A	Stanford	9	2	57	H	California	3	5	103	A	UCLA	2	1
13	A	Oregon St.	2	4	27	A	Stanford	3	6	57	H	California	0	6	103	A	UCLA	4	1
13	A	Oregon St.	1	7	46	A	Arizona St.	5	4	57	H	California	5	1	119	A	Loyola Marymount	12	2
13	A	Oregon St.	1	3	46	A	Arizona St.	6	8	61	H	Southern California	7	2	119	A	Loyola Marymount	4	3
13	H	Oregon St.	3	4	46	A	Arizona St.	4	9	61	H	Southern California	2	3	119	A	Loyola Marymount	5	3
13	H	Oregon St.	6	2	48	H	Cal St. Fullerton	4	5	61	H	Southern California	7	2	129	H	Ohio St.	8	2
25	A	Washington	10	3	48	H	Cal St. Fullerton	2	3	65	H	San Diego	4	3	129	H	Ohio St.	0	5
25	A	Washington	0	1	48	H	Cal St. Fullerton	2	9	83	H	UC Riverside	7	4	129	H	Ohio St.	20	4
25	A	Washington	4	5						83	H	UC Riverside	7	2	134	H	Washington St.	11	1
										83	H	UC Riverside	6	5	134	H	Washington St.	2	1
										91	N	Xavier	11	8	134	H	Washington St.	6	3
															143	A	Gonzaga	3	2
															143	A	Gonzaga	14	5
															147	H	Pacific	14	8
															155	A	San Francisco	4	8
															155	A	San Francisco	12	5
															173	A	Hawaii	10	2
															173	A	Hawaii	3	2
															173	A	Hawaii	10	5
															173	A	Hawaii	6	5
															185	H	Utah	3	1
															185	H	Utah	1	0
															185	H	Utah	4	1
															198	H	Arizona	6	1
															198	H	Arizona	7	6
															198	H	Arizona	5	1
LAST 15 GAMES					91	N	Xavier	11	8	13	H	Oregon St.	6	2					
					2	A	Vanderbilt	2	3	103	A	UCLA	5	4					
					2	A	Vanderbilt	2	7	103	A	UCLA	4	1					
					55	N	Clemson	18	1										
					57	H	California	3	5										

Non-Div. I Games:

Oregon

57	H	California	0	6
57	H	California	5	1

RPI	S	Opponent	Score	
219	H	Seattle	10	2
219	H	Seattle	4	3
270	A	Portland	3	0
270	A	Portland	3	2
270	H	Portland	8	2
270	H	Portland	15	10

Oregon

O  
r  
e  
g  
o  
n

O  
r  
e  
g  
o  
n



9	A	Indiana	10	7
9	A	Indiana	2	4

S  
t  
a  
n  
f  
o  
r  
d

S  
t  
a  
n  
f  
o  
r  
d

## Mississippi St.

## Through Games Of 6-25-14 (FINAL)

Average RPI Win:		99	WON-LOST RECORD		WINNING PCT. RANK	LAST 15 GAMES	STRENGTH OF SCHEDULE		OPP. STRENGTH OF SCHEDULE	TEAM RPI	ADJ RPI	CONF. RPI	ADJ CONF. RPI
Average RPI Loss:		54	39-24-0		.61905 58	9-6-0	24		14	28	.56327 28	1	1
DIV. I ONLY			18-10-0		.64286 48	2-2-0	117		150	80	.5246 79	1	1
DIV. I NON-CONF.													
TOTALS		RPI 1-25	RPI 26-50		W-L RECORDS		RPI 51-100		RPI 101-150		RPI 150+		
39-24-0		7-11-0	4-3-0		OVERALL		14-6-0		5-1-0		9-3-0		
22-12-0		3-3-0	3-3-0		HOME		7-3-0		2-1-0		7-2-0		
11-8-0		2-6-0	0-0-0		AWAY		5-1-0		3-0-0		1-1-0		
6-4-0		2-2-0	1-0-0		NEUTRAL		2-2-0		0-0-0		1-0-0		
18-10-0		0-2-0	1-0-0		NON-CONFERENCE		6-4-0		2-1-0		9-3-0		
14-5-0		0-0-0	0-0-0		HOME		5-2-0		2-1-0		7-2-0		
1-3-0		0-2-0	0-0-		AWAY		0-0-0		0-0-0		1-1-0		
3-2-0		0-0-0	1-0-0		NEUTRAL		1-2-0		0-0-0		1-0-0		
21-14-0		7-9-0	3-3-0		CONFERENCE		8-2-0		3-0-0		0-0-0		
8-7-0		3-3-0	3-3-0		HOME		2-1-0		0-0-0		0-0-0		
10-5-0		2-4-0	0-0-0		AWAY		5-1-0		3-0-0		0-0-0		
3-2-0		2-2-0	0-0-0		NEUTRAL		1-0-0		0-0-0		0-0-0		
RPI S	Opponent	Score	RPI S	Opponent	Score	RPI S	Opponent	Score	RPI S	Opponent	Score		
2 H	Vanderbilt	17 2	29 H	Arkansas	0 4	51 N	UC Santa Barbara	6 7	115 H	Memphis	4 6		
2 H	Vanderbilt	6 3	29 H	Arkansas	5 1	51 N	UC Santa Barbara	3 8	139 A	Missouri	9 7		
2 H	Vanderbilt	1 5	29 H	Arkansas	5 1	53 H	Tennessee	4 3	139 A	Missouri	6 2		
4 H	Ole Miss	2 12	31 H	Texas A&M	5 1	53 H	Tennessee	1 0	139 A	Missouri	3 2		
4 H	Ole Miss	6 5	31 H	Texas A&M	3 6	53 H	Tennessee	2 4	149 H	Eastern Ill.	9 0		
4 H	Ole Miss	1 6	31 H	Texas A&M	4 6	54 H	Western Caro.	7 2	149 H	Eastern Ill.	4 3		
4 N	Ole Miss	8 3	40 N	San Diego St.	5 2	54 H	Western Caro.	2 3	153 H	South Ala.	3 0		
6 A	La.-Lafayette	8 14				54 H	Western Caro.	6 1	198 A	Arizona	6 4		
6 A	La.-Lafayette	3 5				58 A	Georgia	6 1	198 A	Arizona	3 12		
8 N	Florida	1 5				58 A	Georgia	4 1	202 H	Southern Ill.	3 0		
11 A	LSU	0 3				58 A	Georgia	1 7	215 H	Holy Cross	1 6		
11 A	LSU	1 2				58 N	Georgia	5 4	215 H	Holy Cross	6 2		
11 A	LSU	4 17				64 N	Southern Miss.	4 3	215 H	Holy Cross	8 4		
15 N	South Carolina	12 0				72 H	Southeast Mo. St.	3 2	215 H	Holy Cross	6 7		
20 N	Kentucky	6 7				73 A	Auburn	12 1	242 H	Mt. St. Mary's	10 1		
24 A	Alabama	1 2				73 A	Auburn	3 0	242 H	Mt. St. Mary's	13 1		
24 A	Alabama	9 4				73 A	Auburn	3 0	251 N	Jackson St.	3 1		
24 A	Alabama	1 0				92 H	Jacksonville St.	1 2	291 H	Alcorn	16 2		
						100 H	Michigan St.	4 2					
						100 H	Michigan St.	7 1					
LAST 15 GAMES													
6 A	La.-Lafayette	3 5	58 N	Georgia	5 4								
6 A	La.-Lafayette	8 14	24 A	Alabama	1 2								
251 N	Jackson St.	3 1	24 A	Alabama	1 0								
40 N	San Diego St.	5 2											
8 N	Florida	1 5											

Non-Div. I Games:

Mississippi St.



20 N Kentucky	6	7
15 N South Carolina	12	0

M  
i  
s  
s  
i  
s  
s  
i  
p  
p  
i  
s  
t  
.

M  
i  
s  
s  
i  
s  
s  
i  
p  
p  
i  
s  
t  
.

Average RPI Win: 105		WON-LOST RECORD		WINNING PCT. RANK		LAST 15 GAMES		STRENGTH OF SCHEDULE		OPP. STRENGTH OF SCHEDULE		TEAM RPI		ADJ RPI		CONF. RPI		ADJ CONF. RPI			
DIV. I ONLY		40-25-0		.61538 61		10-5-0		29		4		29		.56177 29		1		1			
DIV. I NON-CONF.		21-9-0		.7 33		2-2-0		243		48		90		.52102 90		1		1			
TOTALS		RPI 1-25		RPI 26-50		W-L RECORDS		RPI 51-100		RPI 101-150		RPI 150+									
40-25-0		11-13-0		7-5-0		OVERALL		1-4-0		11-0-0		10-3-0									
25-10-0		6-3-0		4-3-0		HOME		1-2-0		5-0-0		9-2-0									
8-12-0		3-8-0		1-2-0		AWAY		0-2-0		4-0-0		0-0-0									
7-3-0		2-2-0		2-0-0		NEUTRAL		0-0-0		2-0-0		1-1-0									
21-9-0		0-2-0		3-2-0		NON-CONFERENCE		0-2-0		8-0-0		10-3-0									
16-4-0		0-0-0		2-2-0		HOME		0-0-0		5-0-0		9-2-0									
1-4-0		0-2-0		0-0-		AWAY		0-2-0		1-0-0		0-0-0									
4-1-0		0-0-0		1-0-0		NEUTRAL		0-0-0		2-0-0		1-1-0									
19-16-0		11-11-0		4-3-0		CONFERENCE		1-2-0		3-0-0		0-0-0									
9-6-0		6-3-0		2-1-0		HOME		1-2-0		0-0-0		0-0-0									
7-8-0		3-6-0		1-2-0		AWAY		0-0-0		3-0-0		0-0-0									
3-2-0		2-2-0		1-0-0		NEUTRAL		0-0-0		0-0-0		0-0-0									
RPI S	Opponent		Score		RPI S	Opponent		Score		RPI S	Opponent		Score		RPI S	Opponent		Score			
1 A	Virginia		2	9	28 A	Mississippi St.		1	5	57 A	California		3	4	106 N	Bucknell		10	0		
1 A	Virginia		0	3	28 A	Mississippi St.		1	5	57 A	California		1	2	110 A	Missouri St.		4	1		
2 H	Vanderbilt		1	2	28 A	Mississippi St.		4	0	73 H	Auburn		2	7	117 H	Northwestern St.		8	1		
2 H	Vanderbilt		3	1	31 H	Texas A&M		3	2	73 H	Auburn		4	3	117 H	Northwestern St.		15	3		
2 H	Vanderbilt		6	2	31 H	Texas A&M		5	6	73 H	Auburn		1	2	139 A	Missouri		9	4		
4 A	Ole Miss		2	3	31 H	Texas A&M		7	3						139 A	Missouri		4	0		
4 A	Ole Miss		11	1	31 N	Texas A&M		4	0						139 A	Missouri		7	5		
4 A	Ole Miss		4	7	33 H	Nebraska		4	3						146 N	Tulane		4	0		
4 N	Ole Miss		2	1	33 H	Nebraska		4	6						149 H	Eastern Ill.		8	3		
4 N	Ole Miss		8	7	35 H	UNLV		9	2						149 H	Eastern Ill.		6	2		
8 A	Florida		9	3	35 H	UNLV		7	10						149 H	Eastern Ill.		8	3		
8 A	Florida		1	2	39 N	Liberty		3	2						153 H	South Ala.		1	2		
8 A	Florida		0	1											153 H	South Ala.		12	1		
11 A	LSU		3	5											153 H	South Ala.		3	5		
11 A	LSU		10	4											155 N	San Francisco		1	2		
11 A	LSU		4	5											166 H	Stephen F. Austin		7	2		
11 N	LSU		1	11											169 H	Appalachian St.		8	3		
11 N	LSU		2	7											169 H	Appalachian St.		12	2		
15 H	South Carolina		7	0											169 H	Appalachian St.		7	6		
15 H	South Carolina		4	1											299 H	Grambling		8	0		
15 H	South Carolina		1	2											299 H	Grambling		4	3		
24 H	Alabama		9	17	LAST 15 GAMES												300 H	Mississippi Val.		6	0
24 H	Alabama		2	1	106 N	Bucknell		10	0	4 N	Ole Miss		2	1	300 H	Mississippi Val.		12	1		
24 H	Alabama		1	0	1 A	Virginia		2	9	31 N	Texas A&M		4	0	300 N	Mississippi Val.		3	0		
					1 A	Virginia		0	3	139 A	Missouri		7	5							
					39 N	Liberty		3	2												
					11 N	LSU		1	11												

Non-Div. I Games:

Arkansas

4 N Ole Miss	8	7
11 N LSU	2	7

A  
r  
k  
a  
n  
s  
a  
s

A  
r  
k  
a  
n  
s  
a  
s

Average RPI Win:		89	WON-LOST RECORD		WINNING PCT. RANK	LAST 15 GAMES		STRENGTH OF SCHEDULE		OPP. STRENGTH OF SCHEDULE	TEAM RPI	ADJ RPI	CONF. RPI	ADJ CONF. RPI			
Average RPI Loss:		71															
DIV. I ONLY			34-26-0		.56667	100	11-4-0		14	30	30	.56039	30	5	5		
DIV. I NON-CONF.			16-16-0		.5	147	3-3-0		10	12	52	.54286	52	5	5		
TOTALS		RPI 1-25		RPI 26-50		W-L RECORDS		RPI 51-100		RPI 101-150		RPI 150+					
34-26-0		8-7-0		6-6-0		OVERALL		7-5-0		3-4-0		10-4-0					
19-11-0		8-5-0		3-2-0		HOME		4-1-0		2-2-0		2-1-0					
13-13-0		0-2-0		1-2-0		AWAY		3-4-0		1-2-0		8-3-0					
2-2-0		0-0-0		2-2-0		NEUTRAL		0-0-0		0-0-0		0-0-0					
16-16-0		3-5-0		3-3-0		NON-CONFERENCE		3-3-0		3-4-0		4-1-0					
10-8-0		3-4-0		1-1-0		HOME		2-0-0		2-2-0		2-1-0					
4-6-0		0-1-0		0-0-		AWAY		1-3-0		1-2-0		2-0-0					
2-2-0		0-0-0		2-2-0		NEUTRAL		0-0-0		0-0-0		0-0-0					
18-10-0		5-2-0		3-3-0		CONFERENCE		4-2-0		0-0-0		6-3-0					
9-3-0		5-1-0		2-1-0		HOME		2-1-0		0-0-0		0-0-0					
9-7-0		0-1-0		1-2-0		AWAY		2-1-0		0-0-0		6-3-0					
0-0-0		0-0-0		0-0-0		NEUTRAL		0-0-0		0-0-0		0-0-0					
RPI	S	Opponent		Score		RPI	S	Opponent		Score		RPI	S	Opponent		Score	
2	H	Vanderbilt		2	5	40	H	San Diego St.		3	6	51	H	UC Santa Barbara		1	0
2	H	Vanderbilt		0	6	41	N	Col. of Charleston		3	6	51	H	UC Santa Barbara		1	2
2	H	Vanderbilt		2	6	41	N	Col. of Charleston		2	4	51	H	UC Santa Barbara		3	2
9	H	Indiana		2	1	45	N	North Carolina		12	5	61	A	Southern California		3	4
9	H	Indiana		1	2	45	N	North Carolina		6	1	61	H	Southern California		2	1
9	H	Indiana		4	3	46	H	Arizona St.		11	0	65	A	San Diego		3	4
16	H	Cal Poly		1	0	48	A	Cal St. Fullerton		1	5	65	H	San Diego		6	1
16	H	Cal Poly		7	2	48	A	Cal St. Fullerton		3	2	79	A	Wichita St.		4	5
16	H	Cal Poly		3	6	48	A	Cal St. Fullerton		5	6	79	A	Wichita St.		7	0
22	A	Pepperdine		3	6	48	H	Cal St. Fullerton		0	6	83	A	UC Riverside		6	1
22	H	Pepperdine		7	0	48	H	Cal St. Fullerton		1	0	83	A	UC Riverside		2	8
23	A	UC Irvine		2	7	48	H	Cal St. Fullerton		5	0	83	A	UC Riverside		12	2
23	H	UC Irvine		3	2												
23	H	UC Irvine		2	1												
23	H	UC Irvine		10	1												
LAST 15 GAMES																	
41	N	Col. of Charleston		2	4	83	A	UC Riverside		12	2						
45	N	North Carolina		12	5	83	A	UC Riverside		6	1						
41	N	Col. of Charleston		3	6	83	A	UC Riverside		2	8						
45	N	North Carolina		6	1												
23	H	UC Irvine		2	1												

Non-Div. I Games:

Long Beach St.

23 H UC Irvine	10	1
23 H UC Irvine	3	2

L  
o  
n  
g  
B  
e  
a  
c  
h  
S  
t  
.

L  
o  
n  
g  
B  
e  
a  
c  
h  
S  
t  
.

Average RPI Win:		103	WON-LOST RECORD		WINNING PCT. RANK		LAST 15 GAMES		STRENGTH OF SCHEDULE		OPP. STRENGTH OF SCHEDULE		TEAM RPI		ADJ RPI		CONF. RPI		ADJ CONF. RPI				
DIV. I ONLY			36-26-0		.58065 86		8-7-0		15		8		31		.55983 31		1		1				
DIV. I NON-CONF.			22-9-0		.70968 29		4-2-0		85		98		37		.55491 37		1		1				
TOTALS		RPI 1-25		RPI 26-50		W-L RECORDS		RPI 51-100		RPI 101-150		RPI 150+											
36-26-0		12-12-0		5-5-0		OVERALL		4-4-0		3-4-0		12-1-0											
24-12-0		7-9-0		2-1-0		HOME		1-0-0		2-1-0		12-1-0											
10-11-0		4-1-0		3-3-0		AWAY		3-4-0		0-3-0		0-0-0											
2-3-0		1-2-0		0-1-0		NEUTRAL		0-0-0		1-0-0		0-0-0											
22-9-0		3-3-0		2-1-0		NON-CONFERENCE		2-0-0		3-4-0		12-1-0											
17-4-0		0-1-0		2-1-0		HOME		1-0-0		2-1-0		12-1-0											
3-3-0		2-0-0		0-0-		AWAY		1-0-0		0-3-0		0-0-0											
2-2-0		1-2-0		0-0-0		NEUTRAL		0-0-0		1-0-0		0-0-0											
14-17-0		9-9-0		3-4-0		CONFERENCE		2-4-0		0-0-0		0-0-0											
7-8-0		7-8-0		0-0-0		HOME		0-0-0		0-0-0		0-0-0											
7-8-0		2-1-0		3-3-0		AWAY		2-4-0		0-0-0		0-0-0											
0-1-0		0-0-0		0-1-0		NEUTRAL		0-0-0		0-0-0		0-0-0											
RPI	S	Opponent		Score		RPI	S	Opponent		Score		RPI	S	Opponent		Score							
2	A	Vanderbilt		5	8	28	A	Mississippi St.		6	4	58	A	Georgia		2	3	112	A	Fresno St.		5	6
2	A	Vanderbilt		10	4	28	A	Mississippi St.		6	3	58	A	Georgia		1	6	112	A	Fresno St.		0	5
2	A	Vanderbilt		8	2	28	A	Mississippi St.		1	5	58	A	Georgia		9	5	112	A	Fresno St.		0	1
3	N	Texas		1	4	29	A	Arkansas		2	3	73	A	Auburn		9	0	121	N	George Mason		7	3
3	N	Texas		1	8	29	A	Arkansas		3	7	73	A	Auburn		0	4	130	H	Sacramento St.		0	1
3	N	Texas		3	2	29	A	Arkansas		6	5	73	A	Auburn		2	5	130	H	Sacramento St.		7	5
4	H	Ole Miss		9	6	29	N	Arkansas		0	4	93	H	Texas St.		9	2	130	H	Sacramento St.		5	0
4	H	Ole Miss		2	4	34	H	Sam Houston St.		3	1	97	A	Texas-Arlington		5	4	166	H	Stephen F. Austin		12	3
4	H	Ole Miss		4	8	34	H	Sam Houston St.		1	8							194	H	Northeastern		1	0
5	H	Houston		8	10	42	H	Columbia		8	7							194	H	Northeastern		10	2
8	H	Florida		4	3													194	H	Northeastern		11	2
8	H	Florida		5	4													201	H	Houston Baptist		5	1
8	H	Florida		3	5													214	H	Tex.-Pan American		13	0
11	H	LSU		4	5													214	H	Tex.-Pan American		6	2
11	H	LSU		4	3													243	H	Louisiana Tech		1	5
11	H	LSU		3	2													243	H	Louisiana Tech		6	5
14	A	Rice		6	5													243	H	Louisiana Tech		5	3
14	A	Rice		9	8													282	H	Texas Southern		6	0
20	H	Kentucky		4	11													287	H	Abilene Christian		20	2
20	H	Kentucky		3	6													296	H	Prairie View		8	2
20	H	Kentucky		14	2	LAST 15 GAMES																	
24	H	Alabama		13	8	3	N	Texas		1	4	4	H	Ole Miss		2	4						
24	H	Alabama		4	6	14	A	Rice		9	8	4	H	Ole Miss		4	8						
24	H	Alabama		1	5	3	N	Texas		3	2	34	H	Sam Houston St.		3	1						
						121	N	George Mason		7	3												
						3	N	Texas		1	8												

Non-Div. I Games:

Texas A&amp;M

29 N Arkansas	0	4
4 H Ole Miss	9	6

Average RPI Win:		145	WON-LOST RECORD		WINNING PCT. RANK	LAST 15 GAMES	STRENGTH OF SCHEDULE		OPP. STRENGTH OF SCHEDULE	TEAM RPI	ADJ RPI	CONF. RPI	ADJ CONF. RPI				
Average RPI Loss:		93															
DIV. I ONLY			35-18-0		.66038	37	9-6-0		101	103	32	.5582	32	7	7		
DIV. I NON-CONF.			21-9-0		.7	33	2-2-0		149	85	22	.56848	22	8	8		
TOTALS		RPI 1-25		RPI 26-50		W-L RECORDS		RPI 51-100		RPI 101-150		RPI 150+					
35-18-0		1-2-0		2-2-0		OVERALL		10-9-0		7-1-0		15-4-0					
15-3-0		1-0-0		2-1-0		HOME		4-2-0		3-0-0		5-0-0					
17-10-0		0-2-0		0-0-0		AWAY		6-6-0		1-0-0		10-2-0					
3-5-0		0-0-0		0-1-0		NEUTRAL		0-1-0		3-1-0		0-2-0					
21-9-0		1-2-0		0-1-0		NON-CONFERENCE		5-5-0		4-0-0		11-1-0					
6-0-0		1-0-0		0-0-0		HOME		0-0-0		0-0-0		5-0-0					
12-6-0		0-2-0		0-0-		AWAY		5-4-0		1-0-0		6-0-0					
3-3-0		0-0-0		0-1-0		NEUTRAL		0-1-0		3-0-0		0-1-0					
14-9-0		0-0-0		2-1-0		CONFERENCE		5-4-0		3-1-0		4-3-0					
9-3-0		0-0-0		2-1-0		HOME		4-2-0		3-0-0		0-0-0					
5-4-0		0-0-0		0-0-0		AWAY		1-2-0		0-0-0		4-2-0					
0-2-0		0-0-0		0-0-0		NEUTRAL		0-0-0		0-1-0		0-1-0					
RPI	S	Opponent		Score		RPI	S	Opponent		Score		RPI	S	Opponent		Score	
2	A	Vanderbilt		2	6	27	N	Stanford		1	8	56	A	Illinois		0	8
9	A	Indiana		4	8	37	H	Dallas Baptist		3	2	60	A	Ball St.		9	7
9	H	Indiana		12	8	37	H	Dallas Baptist		6	5	68	A	Canisius		1	3
						37	H	Dallas Baptist		5	8	68	A	Canisius		8	4
												68	A	Canisius		4	5
												73	N	Auburn		0	4
												79	H	Wichita St.		5	4
												79	H	Wichita St.		3	0
												79	H	Wichita St.		3	2
												80	A	Evansville		2	5
												80	A	Evansville		4	1
												80	A	Evansville		2	5
												87	H	Illinois St.		1	11
												87	H	Illinois St.		9	2
												87	H	Illinois St.		2	5
												90	A	Middle Tenn.		9	0
												96	A	UNC Wilmington		6	1
												96	A	UNC Wilmington		2	3
												96	A	UNC Wilmington		11	5
						LAST 15 GAMES											
						261	N	Youngstown St.		2	5	110	H	Missouri St.		4	3
						27	N	Stanford		1	8	110	H	Missouri St.		6	5
						110	N	Missouri St.		1	9	110	H	Missouri St.		10	7
						162	N	Bradley		2	6						
						162	A	Bradley		1	2						
												236	H	Austin Peay		3	0
												249	A	Butler		2	1
												261	N	Youngstown St.		2	5
												278	A	New Orleans		11	4
												278	A	New Orleans		10	3
												278	A	New Orleans		8	7

Non-Div. I Games:

Indiana St.



162 A Bradley	4	3
162 A Bradley	9	2

I  
n  
d  
i  
a  
n  
a  
S  
t  
.

I  
n  
d  
i  
a  
n  
a  
S  
t  
.

Average RPI Win: 118		WON-LOST	WINNING	LAST 15	STRENGTH OF		OPP. STRENGTH	TEAM	ADJ	CONF.	ADJ CONF.
Average RPI Loss: 110		RECORD	PCT. RANK	GAMES	SCHEDULE		OF SCHEDULE	RPI	RPI	RPI	RPI
DIV. I ONLY		41-21-0	.66129	35	11-4-0		61	92	33	.55797	33
DIV. I NON-CONF.		20-14-0	.58824	85	1-2-0		55	47	51	.54287	51
TOTALS		RPI 1-25	RPI 26-50		W-L RECORDS		RPI 51-100		RPI 101-150		RPI 150+
41-21-0		4-3-0	2-5-0		OVERALL		9-1-0		17-6-0		9-6-0
19-8-0		2-1-0	1-2-0		HOME		3-1-0		7-1-0		6-3-0
14-7-0		0-0-0	1-1-0		AWAY		5-0-0		6-4-0		2-2-0
8-6-0		2-2-0	0-2-0		NEUTRAL		1-0-0		4-1-0		1-1-0
20-14-0		4-2-0	2-5-0		NON-CONFERENCE		3-0-0		6-3-0		5-4-0
10-5-0		2-1-0	1-2-0		HOME		1-0-0		4-1-0		2-1-0
5-4-0		0-0-0	1-0-		AWAY		2-0-0		0-1-0		2-2-0
5-5-0		2-1-0	0-2-0		NEUTRAL		0-0-0		2-1-0		1-1-0
21-7-0		0-1-0	0-0-0		CONFERENCE		6-1-0		11-3-0		4-2-0
9-3-0		0-0-0	0-0-0		HOME		2-1-0		3-0-0		4-2-0
9-3-0		0-0-0	0-0-0		AWAY		3-0-0		6-3-0		0-0-0
3-1-0		0-1-0	0-0-0		NEUTRAL		1-0-0		2-0-0		0-0-0
RPI S	Opponent	Score	RPI S	Opponent	Score	RPI S	Opponent	Score	RPI S	Opponent	Score
9 N	Indiana	4 8	29 A	Arkansas	3 4	56 H	Illinois	1 5	104 A	Kansas St.	6 12
13 N	Oregon St.	7 15	29 A	Arkansas	6 4	56 H	Illinois	2 1	104 H	Kansas St.	14 5
13 N	Oregon St.	9 2	35 H	UNLV	5 3	56 H	Illinois	7 4	104 H	Kansas St.	6 10
23 H	UC Irvine	6 7	35 H	UNLV	4 5	66 A	Creighton	4 2	107 H	St. John's (NY)	7 6
23 H	UC Irvine	7 4	35 H	UNLV	2 5	66 H	Creighton	5 4	107 H	St. John's (NY)	12 4
23 H	UC Irvine	13 4	48 N	Cal St. Fullerton	3 4	79 A	Wichita St.	7 3	107 H	St. John's (NY)	14 7
25 N	Washington	13 3	48 N	Cal St. Fullerton	1 5	100 A	Michigan St.	4 1	108 A	Michigan	6 4
						100 A	Michigan St.	5 3	108 A	Michigan	3 1
						100 A	Michigan St.	4 1	108 A	Michigan	5 7
						100 N	Michigan St.	3 2	108 N	Michigan	6 1
									118 A	Minnesota	8 6
									118 A	Minnesota	3 2
									118 A	Minnesota	5 2
									122 A	Iowa	1 2
									122 A	Iowa	5 1
									122 A	Iowa	4 8
									129 H	Ohio St.	4 3
									129 H	Ohio St.	3 2
									129 H	Ohio St.	2 1
									129 N	Ohio St.	7 6
									143 N	Gonzaga	7 4
									143 N	Gonzaga	3 5
									147 N	Pacific	5 3
									152 N	Binghamton	8 6
									177 A	Omaha	4 1
									177 H	Omaha	17 6
									185 N	Utah	3 4
			LAST 15 GAMES			56 H	Illinois	7 4	147 N	Pacific	5 3
			48 N	Cal St. Fullerton	3 4	56 H	Illinois	1 5	152 N	Binghamton	8 6
			152 N	Binghamton	8 6	56 H	Illinois	2 1	177 A	Omaha	4 1
			48 N	Cal St. Fullerton	1 5				177 H	Omaha	17 6
			9 N	Indiana	4 8				185 N	Utah	3 4
			108 N	Michigan	6 1						

Non-Div. I Games:

Nebraska

100 N Michigan St.	3	2
129 N Ohio St.	7	6

RPI	S	Opponent	Score	
192	A	Citadel	3	6
192	A	Citadel	8	12
192	A	Citadel	4	0
227	H	Northwestern	1	2
227	H	Northwestern	2	3
227	H	Northwestern	10	9
233	H	Penn St.	8	4
233	H	Penn St.	9	2
233	H	Penn St.	13	3
297	H	Northern Colo.	2	9
297	H	Northern Colo.	10	2

Nebraska

N  
e  
b  
r  
a  
s  
k  
a

N  
e  
b  
r  
a  
s  
k  
a

[illegible]

**Non-Div. I Games:**

Sam Houston St.

67 N Southeastern La.	0	1
160 N Lamar	10	4

RPI	S	Opponent	Score	
278	A	New Orleans	7	2
278	A	New Orleans	14	4
278	A	New Orleans	6	3
287	H	Abilene Christian	8	3
287	H	Abilene Christian	3	2
287	H	Abilene Christian	7	0
297	H	Northern Colo.	7	1
297	H	Northern Colo.	5	3
297	H	Northern Colo.	8	1
297	H	Northern Colo.	5	0

Sam Houston St.

S  
a  
m  
H  
o  
u  
s  
t  
o  
n  
S  
t  
.

S  
a  
m  
H  
o  
u  
s  
t  
o  
n  
S  
t  
.

Average RPI Win:		121	WON-LOST RECORD		WINNING PCT. RANK		LAST 15 GAMES		STRENGTH OF SCHEDULE		OPP. STRENGTH OF SCHEDULE		TEAM RPI		ADJ RPI		CONF. RPI		ADJ CONF. RPI				
DIV. I ONLY			36-25-0		.59016 78		7-8-0		41		93		35		.55715 35		9		9				
DIV. I NON-CONF.			14-13-0		.51852 140		1-4-0		25		42		40		.5538 40		9		9				
TOTALS		RPI 1-25		RPI 26-50		W-L RECORDS		RPI 51-100		RPI 101-150		RPI 150+											
36-25-0		0-2-0		8-10-0		OVERALL		7-7-0		10-1-0		11-5-0											
21-3-0		0-0-0		3-2-0		HOME		4-0-0		7-0-0		7-1-0											
11-18-0		0-1-0		4-6-0		AWAY		3-6-0		2-1-0		2-4-0											
4-4-0		0-1-0		1-2-0		NEUTRAL		0-1-0		1-0-0		2-0-0											
14-13-0		0-2-0		4-5-0		NON-CONFERENCE		2-6-0		4-0-0		4-0-0											
8-1-0		0-0-0		1-1-0		HOME		1-0-0		4-0-0		2-0-0											
4-10-0		0-1-0		3-0-		AWAY		1-5-0		0-0-0		0-0-0											
2-2-0		0-1-0		0-0-0		NEUTRAL		0-1-0		0-0-0		2-0-0											
22-12-0		0-0-0		4-5-0		CONFERENCE		5-1-0		6-1-0		7-5-0											
13-2-0		0-0-0		2-1-0		HOME		3-0-0		3-0-0		5-1-0											
7-8-0		0-0-0		1-2-0		AWAY		2-1-0		2-1-0		2-4-0											
2-2-0		0-0-0		1-2-0		NEUTRAL		0-0-0		1-0-0		0-0-0											
RPI	S	Opponent		Score		RPI	S	Opponent		Score		RPI	S	Opponent		Score							
13	A	Oregon St.		1	6	29	A	Arkansas		2	9	53	A	Tennessee		2	4	112	A	Fresno St.	7	0	
23	N	UC Irvine		3	10	29	A	Arkansas		10	7	53	A	Tennessee		7	8	112	A	Fresno St.	0	2	
						33	A	Nebraska		5	2	53	A	Tennessee		4	5	112	A	Fresno St.	6	0	
						33	A	Nebraska		3	5	55	A	Clemson		2	5	112	N	Fresno St.	5	3	
						33	A	Nebraska		5	4	55	N	Clemson		2	6	128	H	Central Mich.	5	2	
						38	H	West Virginia		4	3	66	A	Creighton		3	1	128	H	Central Mich.	5	0	
						40	A	San Diego St.		6	1	69	A	New Mexico		3	2	128	H	Central Mich.	6	2	
						40	A	San Diego St.		3	7	69	A	New Mexico		8	2	128	H	Central Mich.	11	8	
						40	A	San Diego St.		2	3	69	A	New Mexico		4	5	131	H	Nevada	17	9	
						40	H	San Diego St.		9	1	69	H	New Mexico		14	6	131	H	Nevada	8	1	
						40	H	San Diego St.		2	5	69	H	New Mexico		14	2	131	H	Nevada	4	2	
						40	H	San Diego St.		5	4	69	H	New Mexico		11	2	164	H	Utah Valley	8	3	
						40	N	San Diego St.		1	9	83	A	UC Riverside		2	8	195	A	San Jose St.	2	1	
						40	N	San Diego St.		3	4	83	H	UC Riverside		5	4	195	A	San Jose St.	18	2	
						40	N	San Diego St.		5	4							195	A	San Jose St.	2	3	
						46	A	Arizona St.		2	5							195	H	San Jose St.	9	1	
						46	H	Arizona St.		5	9							195	H	San Jose St.	2	1	
						48	A	Cal St. Fullerton		1	2							195	H	San Jose St.	3	4	
				LAST 15 GAMES																			
						13	A	Oregon St.		1	6	131	H	Nevada		4	2	223	A	Air Force	6	7	
						248	N	North Dakota St.		2	1	131	H	Nevada		17	9	223	H	Air Force	12	1	
						23	N	UC Irvine		3	10	131	H	Nevada		8	1	223	H	Air Force	13	3	
						40	N	San Diego St.		3	4							223	H	Air Force	6	1	
						40	N	San Diego St.		1	9							248	N	North Dakota St.	2	1	
																		272	H	North Dakota	16	6	

Non-Div. I Games:

UNLV

40 N San Diego St.	5	4
112 N Fresno St.	5	3

U  
N  
L  
V

U  
N  
L  
V

## Georgia Tech

## Through Games Of 6-25-14 (FINAL)

Average RPI Win:		96	WON-LOST RECORD		WINNING PCT. RANK		LAST 15 GAMES		STRENGTH OF SCHEDULE		OPP. STRENGTH OF SCHEDULE		TEAM RPI		ADJ RPI		CONF. RPI		ADJ CONF. RPI	
Average RPI Loss:		65																		
DIV. I ONLY			37-27-0		.57813		89		8-7-0		13		32		36		.55614		36	
DIV. I NON-CONF.			19-10-0		.65517		43		4-3-0		47		75		45		.54531		45	
TOTALS			RPI 1-25		RPI 26-50		W-L RECORDS		RPI 51-100		RPI 101-150		RPI 150+							
37-27-0			7-9-0		3-3-0		OVERALL		13-10-0		7-2-0		7-3-0							
25-11-0			4-2-0		1-2-0		HOME		7-5-0		7-2-0		6-0-0							
6-13-0			1-5-0		2-1-0		AWAY		2-4-0		0-0-0		1-3-0							
6-3-0			2-2-0		0-0-0		NEUTRAL		4-1-0		0-0-0		0-0-0							
19-10-0			0-2-0		1-2-0		NON-CONFERENCE		6-5-0		5-1-0		7-0-0							
15-6-0			0-0-0		1-2-0		HOME		3-3-0		5-1-0		6-0-0							
2-2-0			0-0-0		0-0-		AWAY		1-2-0		0-0-0		1-0-0							
2-2-0			0-2-0		0-0-0		NEUTRAL		2-0-0		0-0-0		0-0-0							
18-17-0			7-7-0		2-1-0		CONFERENCE		7-5-0		2-1-0		0-3-0							
10-5-0			4-2-0		0-0-0		HOME		4-2-0		2-1-0		0-0-0							
4-11-0			1-5-0		2-1-0		AWAY		1-2-0		0-0-0		0-3-0							
4-1-0			2-0-0		0-0-0		NEUTRAL		2-1-0		0-0-0		0-0-0							
RPI	S	Opponent	Score		RPI	S	Opponent	Score		RPI	S	Opponent	Score		RPI	S	Opponent	Score		
1	A	Virginia	1	3	43	H	Old Dominion	6	5	52	A	Kennesaw St.	8	7	140	H	Bowling Green	8	3	
1	A	Virginia	3	4	45	A	North Carolina	2	3	52	H	Kennesaw St.	3	5	140	H	Bowling Green	8	5	
1	A	Virginia	3	4	45	A	North Carolina	9	1	54	H	Western Caro.	7	5	140	H	Bowling Green	3	2	
10	H	Florida St.	5	3	45	A	North Carolina	6	5	55	N	Clemson	3	0	142	H	South Fla.	0	8	
10	H	Florida St.	12	4	47	H	Mercer	1	4	58	A	Georgia	0	1	142	H	South Fla.	3	0	
10	H	Florida St.	4	5	47	H	Mercer	3	4	58	H	Georgia	4	1	142	H	South Fla.	12	5	
17	H	Miami (FL)	8	10						58	N	Georgia	2	0	145	H	Virginia Tech	3	1	
17	H	Miami (FL)	13	7						59	A	North Carolina St.	1	0	145	H	Virginia Tech	6	7	
17	H	Miami (FL)	3	2						59	A	North Carolina St.	0	1	145	H	Virginia Tech	7	6	
17	N	Miami (FL)	6	3						59	A	North Carolina St.	1	7	159	A	Pittsburgh	0	5	
21	A	Maryland	13	6						81	H	Wake Forest	5	1	159	A	Pittsburgh	3	4	
21	A	Maryland	2	7						81	H	Wake Forest	2	9	159	A	Pittsburgh	2	4	
21	A	Maryland	1	4						81	H	Wake Forest	8	12	170	A	Georgia St.	9	4	
21	N	Maryland	9	4						81	N	Wake Forest	5	3	170	H	Georgia St.	7	3	
25	N	Washington	0	8						84	H	Duke	1	0	183	H	North Florida	9	6	
25	N	Washington	2	4						84	H	Duke	7	4	208	H	UNC Greensboro	12	3	
										84	H	Duke	5	1	208	H	UNC Greensboro	7	0	
										84	N	Duke	0	6	208	H	UNC Greensboro	7	3	
										85	H	VCU	3	5	253	H	Savannah St.	12	1	
										86	A	Ga. Southern	3	4						
LAST 15 GAMES																				
					92	N	Jacksonville St.	4	2											
					25	N	Washington	2	4											
					25	N	Washington	0	8											
					21	N	Maryland	9	4											
					55	N	Clemson	3	0											

Non-Div. I Games:

Georgia Tech



84 N Duke	0	6
17 N Miami (FL)	6	3

RPI	S	Opponent	Score
86	H	Ga. Southern	13 2
92	N	Jacksonville St.	4 2
98	H	Radford	1 3

81 N Wake Forest	5	3
142 H South Fla.	12	5
142 H South Fla.	3	0

Average RPI Win:		142	WON-LOST RECORD		WINNING PCT. RANK	LAST 15 GAMES	STRENGTH OF SCHEDULE		OPP. STRENGTH OF SCHEDULE	TEAM RPI	ADJ RPI	CONF. RPI	ADJ CONF. RPI				
DIV. I ONLY			40-21-0		.65574	39	9-6-0		77	88	37	.55454	37	7	7		
DIV. I NON-CONF.			19-13-0		.59375	80	0-3-0		129	74	83	.52327	83	8	8		
TOTALS		RPI 1-25		RPI 26-50		W-L RECORDS		RPI 51-100		RPI 101-150		RPI 150+					
40-21-0		0-5-0		2-5-0		OVERALL		11-6-0		11-2-0		16-3-0					
20-8-0		0-2-0		0-0-0		HOME		4-3-0		5-1-0		11-2-0					
16-10-0		0-3-0		2-4-0		AWAY		6-3-0		4-0-0		4-0-0					
4-3-0		0-0-0		0-1-0		NEUTRAL		1-0-0		2-1-0		1-1-0					
19-13-0		0-5-0		1-3-0		NON-CONFERENCE		5-2-0		4-0-0		9-3-0					
14-5-0		0-2-0		0-0-0		HOME		3-1-0		3-0-0		8-2-0					
5-6-0		0-3-0		1-0-		AWAY		2-1-0		1-0-0		1-0-0					
0-2-0		0-0-0		0-1-0		NEUTRAL		0-0-0		0-0-0		0-1-0					
21-8-0		0-0-0		1-2-0		CONFERENCE		6-4-0		7-2-0		7-0-0					
6-3-0		0-0-0		0-0-0		HOME		1-2-0		2-1-0		3-0-0					
11-4-0		0-0-0		1-2-0		AWAY		4-2-0		3-0-0		3-0-0					
4-1-0		0-0-0		0-0-0		NEUTRAL		1-0-0		2-1-0		1-0-0					
RPI	S	Opponent		Score		RPI	S	Opponent		Score		RPI	S	Opponent		Score	
3	A	Texas		0	5	32	A	Indiana St.		5	6	75	A	Baylor		6	3
7	A	TCU		4	5	32	A	Indiana St.		2	3	75	A	Baylor		4	7
7	H	TCU		1	7	32	A	Indiana St.		8	5	75	H	Baylor		12	8
12	A	Texas Tech		4	5	34	A	Sam Houston St.		1	4	79	A	Wichita St.		6	4
12	H	Texas Tech		3	18	34	A	Sam Houston St.		2	12	79	A	Wichita St.		8	2
						34	A	Sam Houston St.		5	1	79	A	Wichita St.		5	8
						34	N	Sam Houston St.		1	2	80	H	Evansville		1	13
												80	H	Evansville		10	2
												80	H	Evansville		4	8
												82	A	Oklahoma		9	1
												87	A	Illinois St.		1	3
												87	A	Illinois St.		9	1
												87	A	Illinois St.		2	1
												87	N	Illinois St.		4	1
												95	H	Oral Roberts		4	6
												95	H	Oral Roberts		5	4
												95	H	Oral Roberts		10	5
														164 H Utah Valley			
														164 H Utah Valley			
														164 H Utah Valley			
														166 A Stephen F. Austin		20	10
														166 H Stephen F. Austin		7	6
														182 N Siena		8	9
														189 H BYU		8	3
														202 H Southern Ill.		6	5
														202 H Southern Ill.		11	6
														202 H Southern Ill.		10	4

162 N Bradley	6	5
110 N Missouri St.	3	2

RPI	S	Opponent	Score	
282	H	Texas Southern	6	3
299	H	Grambling	2	1
300	H	Mississippi Val.	14	2
300	H	Mississippi Val.	19	3
300	H	Mississippi Val.	19	0

Dallas Baptist

D  
a  
l  
l  
a  
s  
B  
a  
p  
t  
i  
s  
t

D  
a  
l  
l  
a  
s  
B  
a  
p  
t  
i  
s  
t

## West Virginia

## Through Games Of 6-25-14 (FINAL)

Average RPI Win: 108		WON-LOST	WINNING	LAST 15	STRENGTH OF		OPP. STRENGTH	TEAM	ADJ	CONF.	ADJ CONF.
Average RPI Loss: 51		RECORD	PCT. RANK	GAMES	SCHEDULE		OF SCHEDULE	RPI	RPI	RPI	RPI
DIV. I ONLY		28-26-0	.51852	129	5-10-0		38	6	38	.55311	38
DIV. I NON-CONF.		18-10-0	.64286	48	1-1-0		144	23	29	.56379	29
TOTALS		RPI 1-25	RPI 26-50		W-L RECORDS		RPI 51-100		RPI 101-150		RPI 150+
28-26-0		3-13-0	3-6-0		OVERALL		8-4-0		6-0-0		8-3-0
11-4-0		3-4-0	0-0-0		HOME		2-0-0		4-0-0		2-0-0
12-18-0		0-7-0	2-6-0		AWAY		5-3-0		0-0-0		5-2-0
5-4-0		0-2-0	1-0-0		NEUTRAL		1-1-0		2-0-0		1-1-0
18-10-0		1-2-0	2-3-0		NON-CONFERENCE		4-2-0		3-0-0		8-3-0
4-0-0		1-0-0	0-0-0		HOME		0-0-0		1-0-0		2-0-0
10-8-0		0-1-0	2-0-		AWAY		3-2-0		0-0-0		5-2-0
4-2-0		0-1-0	0-0-0		NEUTRAL		1-0-0		2-0-0		1-1-0
10-16-0		2-11-0	1-3-0		CONFERENCE		4-2-0		3-0-0		0-0-0
7-4-0		2-4-0	0-0-0		HOME		2-0-0		3-0-0		0-0-0
2-10-0		0-6-0	0-3-0		AWAY		2-1-0		0-0-0		0-0-0
1-2-0		0-1-0	1-0-0		NEUTRAL		0-1-0		0-0-0		0-0-0
RPI S	Opponent	Score	RPI S	Opponent	Score	RPI S	Opponent	Score	RPI S	Opponent	Score
3 H	Texas	12 6	35 A	UNLV	3 4	75 H	Baylor	8 7	104 H	Kansas St.	6 1
3 H	Texas	0 2	40 A	San Diego St.	6 2	75 H	Baylor	4 1	104 H	Kansas St.	6 5
3 H	Texas	5 3	40 A	San Diego St.	1 2	75 N	Baylor	4 9	104 H	Kansas St.	10 1
7 A	TCU	3 4	40 A	San Diego St.	3 7	82 A	Oklahoma	3 5	129 H	Ohio St.	4 1
7 A	TCU	0 8	44 A	Kansas	3 5	82 A	Oklahoma	9 5	130 N	Sacramento St.	8 1
7 A	TCU	1 3	44 A	Kansas	2 5	82 A	Oklahoma	7 0	145 N	Virginia Tech	4 3
7 N	TCU	2 6	44 A	Kansas	8 9	83 A	UC Riverside	7 4	159 A	Pittsburgh	6 4
12 A	Texas Tech	0 4	44 N	Kansas	10 9	83 A	UC Riverside	2 1	159 H	Pittsburgh	6 3
12 A	Texas Tech	2 3	45 A	North Carolina	5 1	84 N	Duke	3 1	161 N	Delaware	1 3
12 A	Texas Tech	3 4				96 A	UNC Wilmington	9 3	181 A	CSUN	2 4
18 N	Louisville	6 7				96 A	UNC Wilmington	1 2	181 A	CSUN	5 4
19 H	Oklahoma St.	0 6				96 A	UNC Wilmington	10 13	181 A	CSUN	14 11
19 H	Oklahoma St.	2 9							191 A	Coastal Caro.	6 2
19 H	Oklahoma St.	4 7							192 A	Citadel	10 2
21 A	Maryland	2 4							205 N	James Madison	5 1
21 H	Maryland	14 2							229 H	Marshall	10 3
									233 A	Penn St.	4 8
LAST 15 GAMES											
			75 N	Baylor	4 9	44 A	Kansas	8 9			
			7 N	TCU	2 6	44 A	Kansas	2 5			
			44 N	Kansas	10 9	44 A	Kansas	3 5			
			12 A	Texas Tech	0 4						
			12 A	Texas Tech	2 3						

Non-Div. I Games:

West Virginia

12	A	Texas Tech	3	4
21	A	Maryland	2	4

W  
e  
s  
t  
V  
i  
r  
g  
i  
n  
i  
a

W  
e  
s  
t  
V  
i  
r  
g  
i  
n  
i  
a

Average RPI Win: 161		WON-LOST	WINNING	LAST 15	STRENGTH OF		OPP. STRENGTH	TEAM	ADJ		CONF.	ADJ CONF.			
Average RPI Loss: 102		RECORD	PCT. RANK	GAMES	SCHEDULE		OF SCHEDULE	RPI	RPI		RPI	RPI			
DIV. I ONLY		41-18-0	.69492	22	7-8-0		120	135	39	.553	39	16	16		
DIV. I NON-CONF.		16-13-0	.55172	103	0-4-0		99	90	81	.52415	80	19	19		
TOTALS		RPI 1-25	RPI 26-50		W-L RECORDS		RPI 51-100		RPI 101-150		RPI 150+				
41-18-0		0-2-0	1-3-0		OVERALL		12-6-0		8-4-0		20-3-0				
22-5-0		0-0-0	0-1-0		HOME		7-2-0		6-2-0		9-0-0				
14-7-0		0-2-0	1-1-0		AWAY		4-3-0		1-0-0		8-1-0				
5-6-0		0-0-0	0-1-0		NEUTRAL		1-1-0		1-2-0		3-2-0				
16-13-0		0-2-0	1-3-0		NON-CONFERENCE		5-2-0		5-4-0		5-2-0				
8-4-0		0-0-0	0-1-0		HOME		2-1-0		3-2-0		3-0-0				
5-5-0		0-2-0	1-0-		AWAY		3-1-0		1-0-0		0-1-0				
3-4-0		0-0-0	0-1-0		NEUTRAL		0-0-0		1-2-0		2-1-0				
25-5-0		0-0-0	0-0-0		CONFERENCE		7-4-0		3-0-0		15-1-0				
14-1-0		0-0-0	0-0-0		HOME		5-1-0		3-0-0		6-0-0				
9-2-0		0-0-0	0-0-0		AWAY		1-2-0		0-0-0		8-0-0				
2-2-0		0-0-0	0-0-0		NEUTRAL		1-1-0		0-0-0		1-1-0				
RPI	S	Opponent	Score	RPI	S	Opponent	Score	RPI	S	Opponent	Score	RPI	S	Opponent	Score
1	A	Virginia	2 8	29	N	Arkansas	2 3	55	A	Clemson	4 3	106	N	Bucknell	2 5
21	A	Maryland	3 8	43	A	Old Dominion	1 0	60	H	Ball St.	13 0	123	H	VMI	17 0
				43	H	Old Dominion	4 7	60	H	Ball St.	3 4	123	H	VMI	4 0
				45	A	North Carolina	1 3	62	H	High Point	4 1	123	H	VMI	5 0
								62	H	High Point	8 1	127	H	Kent St.	9 1
								62	H	High Point	6 4	127	H	Kent St.	4 2
								62	N	High Point	0 9	127	H	Kent St.	6 2
								63	H	Campbell	5 1	139	N	Missouri	2 1
								63	H	Campbell	17 1	142	N	South Fla.	1 2
								63	H	Campbell	5 6	144	A	Elon	4 2
								84	A	Duke	8 2	144	H	Elon	6 7
								84	H	Duke	4 3	145	H	Virginia Tech	3 4
								96	A	UNC Wilmington	0 11	179	H	Richmond	10 7
								96	A	UNC Wilmington	14 6	179	N	Richmond	11 6
								98	A	Radford	9 4	183	A	North Florida	4 11
								98	A	Radford	2 4	191	H	Coastal Caro.	4 3
								98	A	Radford	1 4	191	H	Coastal Caro.	2 1
								98	N	Radford	4 3	191	H	Coastal Caro.	7 1
												199	N	Winthrop	5 6
												213	A	Gardner-Webb	5 1
												213	A	Gardner-Webb	4 1
												213	N	Gardner-Webb	3 0
												226	A	Longwood	8 5
												226	A	Longwood	10 4
												226	A	Longwood	6 1
												239	A	Presbyterian	8 0
												239	A	Presbyterian	5 0
LAST 15 GAMES				106	N	Bucknell	2 5	98	A	Radford	9 4	226	A	Longwood	10 4
				29	N	Arkansas	2 3	98	A	Radford	1 4	226	A	Longwood	6 1
				199	N	Winthrop	5 6	144	H	Elon	6 7	239	A	Presbyterian	8 0
				98	N	Radford	4 3					239	A	Presbyterian	5 0
				62	N	High Point	0 9								

Non-Div. I Games:

Liberty

213	N	Gardner-Webb	3	0
98	A	Radford	2	4

RPI	S	Opponent	Score	
239	A	Presbyterian	8	0
271	H	UNC Asheville	4	3
271	H	UNC Asheville	4	2
271	H	UNC Asheville	7	4
285	H	Rider	11	2
285	H	Rider	3	1
294	N	Ohio	8	5
294	N	Ohio	4	5

Liberty

L  
i  
b  
e  
r  
t  
y

L  
i  
b  
e  
r  
t  
y

Average RPI Win:		129	WON-LOST RECORD		WINNING PCT. RANK		LAST 15 GAMES		STRENGTH OF SCHEDULE		OPP. STRENGTH OF SCHEDULE		TEAM RPI		ADJ RPI		CONF. RPI		ADJ CONF. RPI								
DIV. I ONLY			42-21-0		.66667		33		10-5-0		142		47		40		.55146		40		9		9				
DIV. I NON-CONF.			20-7-0		.74074		23		1-2-0		190		10		26		.56539		26		9		9				
TOTALS		RPI 1-25		RPI 26-50				W-L RECORDS				RPI 51-100				RPI 101-150				RPI 150+							
42-21-0		2-2-0		8-6-0				OVERALL				6-3-0				8-7-0				18-3-0							
24-5-0		0-0-0		4-2-0				HOME				3-0-0				5-2-0				12-1-0							
13-14-0		2-2-0		2-2-0				AWAY				2-3-0				2-5-0				5-2-0							
5-2-0		0-0-0		2-2-0				NEUTRAL				1-0-0				1-0-0				1-0-0							
20-7-0		2-2-0		3-2-0				NON-CONFERENCE				4-1-0				1-1-0				10-1-0							
13-1-0		0-0-0		2-1-0				HOME				3-0-0				1-0-0				7-0-0							
7-5-0		2-2-0		1-0-				AWAY				1-1-0				0-1-0				3-1-0							
0-1-0		0-0-0		0-1-0				NEUTRAL				0-0-0				0-0-0				0-0-0							
22-14-0		0-0-0		5-4-0				CONFERENCE				2-2-0				7-6-0				8-2-0							
11-4-0		0-0-0		2-1-0				HOME				0-0-0				4-2-0				5-1-0							
6-9-0		0-0-0		1-2-0				AWAY				1-2-0				2-4-0				2-1-0							
5-1-0		0-0-0		2-1-0				NEUTRAL				1-0-0				1-0-0				1-0-0							
RPI	S	Opponent		Score		RPI	S	Opponent		Score		RPI	S	Opponent		Score		RPI	S	Opponent		Score					
6	A	La.-Lafayette		2	9	28	N	Mississippi St.		2	5	65	A	San Diego		1	7	112	A	Fresno St.		11	8				
23	A	UC Irvine		4	3	30	A	Long Beach St.		6	3	65	H	San Diego		8	5	112	A	Fresno St.		9	2				
23	A	UC Irvine		3	1	35	A	UNLV		1	9	69	A	New Mexico		5	13	112	A	Fresno St.		3	4				
23	A	UC Irvine		0	3	35	A	UNLV		4	5	69	A	New Mexico		6	5	112	H	Fresno St.		4	6				
						35	A	UNLV		5	2	69	A	New Mexico		1	6	112	H	Fresno St.		1	0				
						35	H	UNLV		1	6	69	N	New Mexico		11	5	112	H	Fresno St.		2	1				
						35	H	UNLV		3	2	83	A	UC Riverside		8	7	119	A	Loyola Marymount		1	7				
						35	H	UNLV		7	3	83	H	UC Riverside		4	3	119	H	Loyola Marymount		9	2				
						35	N	UNLV		9	1	83	H	UC Riverside		6	5	131	A	Nevada		2	4				
						35	N	UNLV		4	3							131	A	Nevada		0	8				
						35	N	UNLV		4	5							131	A	Nevada		4	11				
						38	H	West Virginia		2	1							131	H	Nevada		3	4				
						38	H	West Virginia		2	6							131	H	Nevada		3	0				
						38	H	West Virginia		7	3							131	H	Nevada		10	4				
																		131	N	Nevada		3	2				
																		174	H	Santa Clara		12	4				
																		174	H	Santa Clara		4	3				
																		181	A	CSUN		12	0				
																		181	H	CSUN		7	5				
																		195	A	San Jose St.		13	8				
																		195	A	San Jose St.		4	6				
																		195	A	San Jose St.		5	3				
																		195	H	San Jose St.		5	9				
																		195	H	San Jose St.		14	3				
																		195	H	San Jose St.		3	2				
																		195	N	San Jose St.		15	1				
																		206	H	Purdue		11	2				
				LAST 15 GAMES																							
6	A	La.-Lafayette		2	9	195	N	San Jose St.		15	1	112	A	Fresno St.		11	8	195	H	San Jose St.		14	3				
28	N	Mississippi St.		2	5	112	A	Fresno St.		3	4	195	H	San Jose St.		3	2	195	H	San Jose St.		3	2				
35	N	UNLV		4	3	112	A	Fresno St.		3	4	195	H	San Jose St.		3	2	195	H	San Jose St.		3	2				
35	N	UNLV		9	1	112	A	Fresno St.		3	4	195	H	San Jose St.		3	2	195	H	San Jose St.		3	2				
131	N	Nevada		3	2	112	A	Fresno St.		3	4	195	H	San Jose St.		3	2	195	H	San Jose St.		3	2				

Non-Div. I Games:

San Diego St.



35	N	UNLV	4	5
69	N	New Mexico	11	5

RPI	S	Opponent	Score	
206	H	Purdue	18	3
206	H	Purdue	8	7
206	H	Purdue	6	5
223	H	Air Force	4	3
223	H	Air Force	5	1
223	H	Air Force	9	3
260	A	St. Mary's (CA)	0	2
260	A	St. Mary's (CA)	16	6
260	A	St. Mary's (CA)	7	4

S  
a  
n  
D  
i  
e  
g  
o  
S  
t  
.

S  
a  
n  
D  
i  
e  
g  
o  
S  
t  
.

Average RPI Win:	160	WON-LOST RECORD		WINNING PCT. RANK		LAST 15 GAMES		STRENGTH OF SCHEDULE		OPP. STRENGTH OF SCHEDULE		TEAM RPI		ADJ RPI		CONF. RPI		ADJ CONF. RPI					
Average RPI Loss:	107																						
DIV. I ONLY		44-19-0		.69841	19	11-4-0		141		85		41		.55125	41	13		13					
DIV. I NON-CONF.		26-13-0		.66667	38	4-2-0		163		52		54		.54151	54	13		13					
<hr/>																							
TOTALS		RPI 1-25		RPI 26-50		W-L RECORDS		RPI 51-100		RPI 101-150		RPI 150+											
44-19-0		1-6-0		4-1-0		OVERALL		7-4-0		5-1-0		27-7-0											
28-7-0		0-0-0		2-1-0		HOME		2-2-0		2-1-0		22-3-0											
11-12-0		1-6-0		0-0-0		AWAY		2-2-0		3-0-0		5-4-0											
5-0-0		0-0-0		2-0-0		NEUTRAL		3-0-0		0-0-0		0-0-0											
26-13-0		1-6-0		4-1-0		NON-CONFERENCE		1-1-0		2-1-0		18-4-0											
19-4-0		0-0-0		2-1-0		HOME		0-1-0		2-1-0		15-1-0											
5-9-0		1-6-0		0-0-		AWAY		1-0-0		0-0-0		3-3-0											
2-0-0		0-0-0		2-0-0		NEUTRAL		0-0-0		0-0-0		0-0-0											
18-6-0		0-0-0		0-0-0		CONFERENCE		6-3-0		3-0-0		9-3-0											
9-3-0		0-0-0		0-0-0		HOME		2-1-0		0-0-0		7-2-0											
6-3-0		0-0-0		0-0-0		AWAY		1-2-0		3-0-0		2-1-0											
3-0-0		0-0-0		0-0-0		NEUTRAL		3-0-0		0-0-0		0-0-0											
RPI	S	Opponent		Score		RPI	S	Opponent		Score		RPI	S	Opponent		Score		RPI	S	Opponent		Score	
5	A	Houston		3	8	30	N	Long Beach St.		6	3	70	H	William & Mary		3	2	108	H	Michigan		3	2
5	A	Houston		2	3	30	N	Long Beach St.		4	2	70	H	William & Mary		0	6	108	H	Michigan		4	3
5	A	Houston		1	7	45	H	North Carolina		3	12	70	H	William & Mary		5	2	127	H	Kent St.		6	8
8	A	Florida		3	2	45	H	North Carolina		7	4	70	N	William & Mary		6	4	136	A	Towson		8	6
12	A	Texas Tech		0	1	45	H	North Carolina		3	1	70	N	William & Mary		3	1	136	A	Towson		5	3
12	A	Texas Tech		0	1							86	A	Ga. Southern		5	3	136	A	Towson		14	5
15	A	South Carolina		2	4							86	H	Ga. Southern		3	7	161	H	Delaware		8	3
												96	A	UNC Wilmington		2	3	161	H	Delaware		12	1
												96	A	UNC Wilmington		7	4	161	H	Delaware		6	2
												96	A	UNC Wilmington		0	5	165	A	Jacksonville		4	1
												96	N	UNC Wilmington		7	4	165	H	Jacksonville		4	3
																		168	H	Charlotte		5	2
																		191	A	Coastal Caro.		0	3
																		191	H	Coastal Caro.		11	10
																		192	A	Citadel		4	5
																		192	A	Citadel		8	0
																		192	H	Citadel		11	5
																		194	H	Northeastern		3	0
																		194	H	Northeastern		3	4
																		194	H	Northeastern		3	5
																		197	H	Bethune-Cookman		4	3
																		197	H	Bethune-Cookman		3	2
																		197	H	Bethune-Cookman		2	1
																		200	H	Toledo		2	5
																		205	H	James Madison		6	2
																		205	H	James Madison		12	2
																		205	H	James Madison		5	0

Non-Div. I Games:

Col. of Charleston

70	N	William & Mary	6	4
70	N	William & Mary	3	1

RPI	S	Opponent	Score	
209	A	Charleston So.	9	2
209	H	Charleston So.	12	3
228	A	Hofstra	2	1
228	A	Hofstra	2	4
228	A	Hofstra	7	3
264	A	USC Upstate	1	2
264	H	USC Upstate	5	3
267	H	Marist	5	4
267	H	Marist	7	3
267	H	Marist	7	0
273	H	Rhode Island	7	4
273	H	Rhode Island	1	0
273	H	Rhode Island	7	3

C  
o  
l  
.  
o  
f  
C  
h  
a  
r  
l  
e  
s  
t  
o  
n

C  
o  
l  
.  
o  
f  
C  
h  
a  
r  
l  
e  
s  
t  
o  
n

Average RPI Win:		172	WON-LOST RECORD		WINNING PCT. RANK		LAST 15 GAMES		STRENGTH OF SCHEDULE		OPP. STRENGTH OF SCHEDULE		TEAM RPI		ADJ RPI		CONF. RPI		ADJ CONF. RPI				
DIV. I ONLY			29-20-0		.59184 77		10-5-0		80		168		42		.55091 42		22		22				
DIV. I NON-CONF.			11-15-0		.42308 201		3-3-0		16		44		39		.55403 39		15		15				
TOTALS		RPI 1-25		RPI 26-50		W-L RECORDS		RPI 51-100		RPI 101-150		RPI 150+											
29-20-0		0-4-0		0-1-0		OVERALL		3-3-0		10-8-0		16-4-0											
9-3-0		0-0-0		0-0-0		HOME		0-0-0		2-1-0		7-2-0											
18-15-0		0-3-0		0-1-0		AWAY		3-3-0		8-7-0		7-1-0											
2-2-0		0-1-0		0-0-0		NEUTRAL		0-0-0		0-0-0		2-1-0											
11-15-0		0-4-0		0-1-0		NON-CONFERENCE		3-3-0		7-6-0		1-1-0											
2-0-0		0-0-0		0-0-0		HOME		0-0-0		1-0-0		1-0-0											
9-13-0		0-3-0		0-0-		AWAY		3-3-0		6-6-0		0-0-0											
0-2-0		0-1-0		0-0-0		NEUTRAL		0-0-0		0-0-0		0-1-0											
18-5-0		0-0-0		0-0-0		CONFERENCE		0-0-0		3-2-0		15-3-0											
7-3-0		0-0-0		0-0-0		HOME		0-0-0		1-1-0		6-2-0											
9-2-0		0-0-0		0-0-0		AWAY		0-0-0		2-1-0		7-1-0											
2-0-0		0-0-0		0-0-0		NEUTRAL		0-0-0		0-0-0		2-0-0											
RPI	S	Opponent		Score		RPI	S	Opponent		Score		RPI	S	Opponent		Score		RPI	S	Opponent		Score	
3	A	Texas		3	7	31	A	Texas A&M		7	8	52	A	Kennesaw St.		0	2	102	A	UTSA		1	5
3	A	Texas		0	11					52	A	Kennesaw St.		1	15	102	A	UTSA		4	2		
3	A	Texas		1	6					52	A	Kennesaw St.		9	3	102	A	UTSA		8	9		
12	N	Texas Tech		2	3					52	A	Kennesaw St.		8	5	102	A	UTSA		4	5		
										89	A	Rutgers		13	2	106	A	Bucknell		1	2		
										97	A	Texas-Arlington		4	8	106	A	Bucknell		3	1		
														106	A	Bucknell		4	3				
														107	H	St. John's (NY)		11	4				
														137	A	Penn		4	12				
														137	A	Penn		6	0				
														137	A	Penn		4	0				
														137	H	Penn		2	3				
														137	H	Penn		5	2				
														142	A	South Fla.		2	7				
														142	A	South Fla.		5	13				
														142	A	South Fla.		1	0				
														142	A	South Fla.		6	4				
														148	A	Army		4	0				
														175	A	Dartmouth		5	4				
														175	A	Dartmouth		2	3				
														175	N	Dartmouth		6	2				
														175	N	Dartmouth		4	1				
														197	N	Bethune-Cookman		5	6				
														211	A	Cornell		1	0				
														211	A	Cornell		2	0				
														211	A	Cornell		8	4				
														211	A	Cornell		8	0				
LAST 15 GAMES																							
		197 N Bethune-Cookman		5	6			137 A Penn		4	0			197 N Bethune-Cookman		5	6						
		12 N Texas Tech		2	3			137 H Penn		2	3			211 A Cornell		1	0						
		106 A Bucknell		4	3			137 H Penn		5	2			211 A Cornell		2	0						
		106 A Bucknell		3	1									211 A Cornell		8	4						
		106 A Bucknell		1	2									211 A Cornell		8	0						

Non-Div. I Games:

Columbia

175	N	Dartmouth	6	2
175	N	Dartmouth	4	1

RPI	S	Opponent	Score	
222	H	Princeton	9	6
222	H	Princeton	3	2
222	H	Princeton	13	3
222	H	Princeton	8	2
231	H	Fordham	7	5
235	H	Yale	0	3
235	H	Yale	1	4
246	H	Brown	4	0
246	H	Brown	4	0
275	A	Harvard	8	3
275	A	Harvard	12	6

Columbia

C  
o  
l  
u  
m  
b  
i  
a

C  
o  
l  
u  
m  
b  
i  
a

Average RPI Win:		119	WON-LOST RECORD		WINNING PCT. RANK		LAST 15 GAMES		STRENGTH OF SCHEDULE		OPP. STRENGTH OF SCHEDULE		TEAM RPI		ADJ RPI		CONF. RPI		ADJ CONF. RPI					
DIV. I ONLY			36-26-0		.58065		86		9-6-0		23		76		43		.55083		43		8		8	
DIV. I NON-CONF.			15-11-0		.57692		91		2-4-0		4		123		35		.55659		35		10		10	
TOTALS		RPI 1-25		RPI 26-50		W-L RECORDS		RPI 51-100		RPI 101-150		RPI 150+												
36-26-0		3-6-0		1-2-0		OVERALL		16-12-0		5-2-0		11-4-0												
19-12-0		1-1-0		0-1-0		HOME		8-6-0		5-1-0		5-3-0												
13-9-0		1-3-0		1-1-0		AWAY		5-3-0		0-1-0		6-1-0												
4-5-0		1-2-0		0-0-0		NEUTRAL		3-3-0		0-0-0		0-0-0												
15-11-0		1-3-0		1-2-0		NON-CONFERENCE		6-3-0		3-1-0		4-2-0												
11-5-0		1-1-0		0-1-0		HOME		4-1-0		3-0-0		3-2-0												
3-3-0		0-1-0		1-0-		AWAY		1-0-0		0-1-0		1-0-0												
1-3-0		0-1-0		0-0-0		NEUTRAL		1-2-0		0-0-0		0-0-0												
21-15-0		2-3-0		0-0-0		CONFERENCE		10-9-0		2-1-0		7-2-0												
8-7-0		0-0-0		0-0-0		HOME		4-5-0		2-1-0		2-1-0												
10-6-0		1-2-0		0-0-0		AWAY		4-3-0		0-0-0		5-1-0												
3-2-0		1-1-0		0-0-0		NEUTRAL		2-1-0		0-0-0		0-0-0												
RPI	S	Opponent		Score		RPI	S	Opponent		Score		RPI	S	Opponent		Score		RPI	S	Opponent		Score		
1	A	Virginia		1	7	36	A	Georgia Tech		5	6	63	N	Campbell		1	4	102	H	UTSA		10	1	
1	H	Virginia		8	1	39	A	Liberty		7	4	70	H	William & Mary		20	5	102	H	UTSA		4	2	
14	A	Rice		1	4	39	H	Liberty		0	1	74	A	East Carolina		5	3	102	H	UTSA		0	5	
14	A	Rice		2	1							74	H	East Carolina		7	3	107	H	St. John's (NY)		3	0	
14	A	Rice		2	3							74	H	East Carolina		9	5	123	A	VMI		3	4	
14	N	Rice		5	7							74	H	East Carolina		7	12	123	H	VMI		15	5	
14	N	Rice		3	2							78	H	UAB		2	4	123	H	VMI		5	4	
20	H	Kentucky		5	7							78	H	UAB		4	1	168	H	Charlotte		6	2	
21	N	Maryland		3	4							78	H	UAB		6	8	168	H	Charlotte		4	11	
												85	A	VCU		6	4	168	H	Charlotte		7	2	
												85	N	VCU		3	6	179	A	Richmond		3	0	
												88	A	FIU		4	2	188	H	Wofford		15	2	
												88	A	FIU		2	1	188	H	Wofford		1	4	
												88	A	FIU		0	1	207	H	LIU Brooklyn		5	2	
												88	N	FIU		3	2	207	H	LIU Brooklyn		7	3	
												89	H	Rutgers		12	6	207	H	LIU Brooklyn		2	4	
												89	H	Rutgers		2	4	229	A	Marshall		9	1	
												89	H	Rutgers		12	3	229	A	Marshall		6	3	
												90	A	Middle Tenn.		0	1	229	A	Marshall		8	3	
												90	A	Middle Tenn.		8	11	243	A	Louisiana Tech		7	2	
																		243	A	Louisiana Tech		6	9	
																		243	A	Louisiana Tech		8	6	
LAST 15 GAMES																								
						63	N	Campbell		1	4													
						21	N	Maryland		3	4													
						14	N	Rice		3	2													
						14	N	Rice		5	7													
						90	N	Middle Tenn.		2	1													

Non-Div. I Games:

Old Dominion

			RPI	S	Opponent	Score	
88	N	FIU	3	2	90 A Middle Tenn.	4	3
90	N	Middle Tenn.	2	3	90 N Middle Tenn.	2	1
					90 N Middle Tenn.	2	3
					94 H Saint Joseph's	16	1
					98 N Radford	8	7
					99 H Fla. Atlantic	12	1
					99 H Fla. Atlantic	7	8
					99 H Fla. Atlantic	4	9
					207 H LIU Brooklyn	5	2
					207 H LIU Brooklyn	2	4
					207 H LIU Brooklyn	7	3

O  
l  
d  
D  
o  
m  
i  
n  
i  
o  
n

O  
l  
d  
D  
o  
m  
i  
n  
i  
o  
n

Average RPI Win:		114	WON-LOST RECORD		WINNING PCT. RANK		LAST 15 GAMES		STRENGTH OF SCHEDULE		OPP. STRENGTH OF SCHEDULE		TEAM RPI		ADJ RPI		CONF. RPI		ADJ CONF. RPI				
DIV. I ONLY			35-26-0		.57377 93		9-6-0		51		31		44		.5502 44		2		2				
DIV. I NON-CONF.			20-15-0		.57143 94		3-4-0		156		122		79		.52504 78		2		2				
TOTALS		RPI 1-25		RPI 26-50		W-L RECORDS		RPI 51-100		RPI 101-150		RPI 150+											
35-26-0		7-8-0		4-3-0		OVERALL		7-6-0		4-7-0		13-2-0											
12-8-0		4-2-0		3-0-0		HOME		2-3-0		1-2-0		2-1-0											
11-14-0		2-5-0		1-2-0		AWAY		5-2-0		3-5-0		0-0-0											
12-4-0		1-1-0		0-1-0		NEUTRAL		0-1-0		0-0-0		11-1-0											
20-15-0		1-2-0		1-2-0		NON-CONFERENCE		3-3-0		2-6-0		13-2-0											
4-4-0		0-0-0		0-0-0		HOME		1-1-0		1-2-0		2-1-0											
4-9-0		0-1-0		1-0-		AWAY		2-2-0		1-4-0		0-0-0											
12-2-0		1-1-0		0-0-0		NEUTRAL		0-0-0		0-0-0		11-1-0											
15-11-0		6-6-0		3-1-0		CONFERENCE		4-3-0		2-1-0		0-0-0											
8-4-0		4-2-0		3-0-0		HOME		1-2-0		0-0-0		0-0-0											
7-5-0		2-4-0		0-0-0		AWAY		3-0-0		2-1-0		0-0-0											
0-2-0		0-0-0		0-1-0		NEUTRAL		0-1-0		0-0-0		0-0-0											
RPI	S	Opponent		Score		RPI	S	Opponent		Score		RPI	S	Opponent		Score		RPI	S	Opponent		Score	
3	A	Texas		3	2	27	A	Stanford		4	2	66	A	Creighton		11	0	104	A	Kansas St.		2	1
3	A	Texas		1	2	27	A	Stanford		4	5	69	A	New Mexico		4	10	104	A	Kansas St.		0	10
3	A	Texas		6	1	27	A	Stanford		0	1	69	A	New Mexico		3	6	104	A	Kansas St.		6	3
7	H	TCU		2	5	38	H	West Virginia		5	3	75	A	Baylor		8	5	108	A	Michigan		0	4
7	H	TCU		1	3	38	H	West Virginia		5	2	75	A	Baylor		10	2	108	A	Michigan		8	2
7	H	TCU		5	1	38	H	West Virginia		9	8	75	A	Baylor		1	0	110	A	Missouri St.		3	5
12	H	Texas Tech		4	1	38	N	West Virginia		9	10	75	N	Baylor		3	4	110	H	Missouri St.		5	6
12	H	Texas Tech		6	4							79	A	Wichita St.		10	3	122	A	Iowa		3	5
12	H	Texas Tech		11	3							79	H	Wichita St.		4	2	122	A	Iowa		7	12
18	A	Louisville		3	6							82	H	Oklahoma		1	2	141	H	Grand Canyon		7	1
19	A	Oklahoma St.		3	5							82	H	Oklahoma		1	2	141	H	Grand Canyon		3	5
19	A	Oklahoma St.		0	7							82	H	Oklahoma		4	3	175	H	Dartmouth		13	5
19	A	Oklahoma St.		3	6							95	H	Oral Roberts		7	8	175	H	Dartmouth		2	3
20	N	Kentucky		10	6													175	H	Dartmouth		11	7
20	N	Kentucky		6	8													189	N	BYU		10	4
																		189	N	BYU		2	0
																		189	N	BYU		10	1
																		189	N	BYU		11	10
																		201	N	Houston Baptist		14	1
																		201	N	Houston Baptist		2	4
																		201	N	Houston Baptist		11	5
																		201	N	Houston Baptist		5	0
																		227	N	Northwestern		14	10
																		281	N	Milwaukee		9	8
																		283	N	St. Bonaventure		9	4
																		300	N	Mississippi Val.		11	1
LAST 15 GAMES																							
						20	N	Kentucky		6	8	38	H	West Virginia		9	8						
						18	A	Louisville		3	6	38	H	West Virginia		5	2						
						20	N	Kentucky		10	6	38	H	West Virginia		5	3						
						75	N	Baylor		3	4												
						38	N	West Virginia		9	10												

**Non-Div. I Games:**

Kansas



108	A	Michigan	0	4
108	A	Michigan	8	2

K  
a  
n  
s  
a  
s

K  
a  
n  
s  
a  
s

# North Carolina

# Through Games Of 6-25-14 (FINAL)

Average RPI Win:		108	WON-LOST RECORD		WINNING PCT. RANK		LAST 15 GAMES		STRENGTH OF SCHEDULE		OPP. STRENGTH OF SCHEDULE		TEAM RPI		ADJ RPI		CONF. RPI		ADJ CONF. RPI				
Average RPI Loss:		60																					
DIV. I ONLY			35-27-0		.56452 102		7-8-0		21		28		45		.55007 45		3		3				
DIV. I NON-CONF.			18-10-0		.64286 48		3-2-0		76		59		53		.54201 53		4		4				
TOTALS		RPI 1-25		RPI 26-50		W-L RECORDS		RPI 51-100		RPI 101-150		RPI 150+											
35-27-0		7-9-0		3-7-0		OVERALL		7-7-0		7-0-0		11-4-0											
23-11-0		1-2-0		2-3-0		HOME		6-3-0		6-0-0		8-3-0											
9-12-0		5-5-0		1-2-0		AWAY		0-4-0		1-0-0		2-1-0											
3-4-0		1-2-0		0-2-0		NEUTRAL		1-0-0		0-0-0		1-0-0											
18-10-0		1-0-0		2-5-0		NON-CONFERENCE		4-3-0		4-0-0		7-2-0											
14-5-0		0-0-0		1-1-0		HOME		4-2-0		3-0-0		6-2-0											
3-3-0		1-0-0		1-0-		AWAY		0-1-0		1-0-0		0-0-0											
1-2-0		0-0-0		0-2-0		NEUTRAL		0-0-0		0-0-0		1-0-0											
17-17-0		6-9-0		1-2-0		CONFERENCE		3-4-0		3-0-0		4-2-0											
9-6-0		1-2-0		1-2-0		HOME		2-1-0		3-0-0		2-1-0											
6-9-0		4-5-0		0-0-0		AWAY		0-3-0		0-0-0		2-1-0											
2-2-0		1-2-0		0-0-0		NEUTRAL		1-0-0		0-0-0		0-0-0											
RPI	S	Opponent		Score		RPI	S	Opponent		Score		RPI	S	Opponent		Score		RPI	S	Opponent		Score	
1	A	Virginia		4 2		30	N	Long Beach St.		1 6		59	N	North Carolina St.		4 3		101	H	Davidson		10 3	
1	A	Virginia		1 3		30	N	Long Beach St.		5 12		63	H	Campbell		5 0		121	H	George Mason		13 3	
1	A	Virginia		2 3		36	H	Georgia Tech		3 2		74	A	East Carolina		2 3		144	A	Elon		12 6	
1	N	Virginia		2 3		36	H	Georgia Tech		5 6		74	H	East Carolina		0 1		144	H	Elon		5 4	
8	A	Florida		5 2		36	H	Georgia Tech		1 9		81	H	Wake Forest		9 0		145	H	Virginia Tech		5 4	
10	H	Florida St.		2 10		38	H	West Virginia		1 5		81	H	Wake Forest		5 6		145	H	Virginia Tech		3 2	
10	H	Florida St.		5 4		39	H	Liberty		3 1		81	H	Wake Forest		4 3		145	H	Virginia Tech		6 4	
10	H	Florida St.		0 7		41	A	Col. of Charleston		4 7		84	A	Duke		2 3		158	A	Boston College		7 0	
10	N	Florida St.		1 7		41	A	Col. of Charleston		12 3		84	A	Duke		4 6		158	A	Boston College		12 2	
17	A	Miami (FL)		5 6		41	A	Col. of Charleston		1 3		84	A	Duke		8 9		158	A	Boston College		9 10	
17	A	Miami (FL)		11 2								91	H	Xavier		2 1		159	H	Pittsburgh		4 6	
17	A	Miami (FL)		0 2								91	H	Xavier		3 2		159	H	Pittsburgh		2 1	
21	A	Maryland		9 4								91	H	Xavier		1 2		159	H	Pittsburgh		9 5	
21	A	Maryland		7 0								96	H	UNC Wilmington		9 4		169	H	Appalachian St.		12 1	
21	A	Maryland		2 3														183	H	North Florida		8 5	
21	N	Maryland		13 7														183	H	North Florida		5 1	
																		183	H	North Florida		3 0	
																		191	H	Coastal Caro.		2 3	
																		199	H	Winthrop		1 3	
																		213	H	Gardner-Webb		7 1	
																		213	N	Gardner-Webb		7 2	
																		277	H	N.C. A&T		10 0	
						LAST 15 GAMES																	
						30	N	Long Beach St.		5 12		17	A	Miami (FL)		0 2							
						8	A	Florida		5 2		17	A	Miami (FL)		5 6							
						30	N	Long Beach St.		1 6		17	A	Miami (FL)		11 2							
						21	N	Maryland		13 7													
						1	N	Virginia		2 3													

Non-Div. I Games:

North Carolina

10 N Florida St.	1	7
59 N North Carolina St.	4	3

N  
o  
r  
t  
h  
C  
a  
r  
o  
l  
i  
n  
a

N  
o  
r  
t  
h  
C  
a  
r  
o  
l  
i  
n  
a

Average RPI Win: 104		WON-LOST	WINNING	LAST 15	STRENGTH OF		OPP. STRENGTH	TEAM	ADJ	CONF.	ADJ CONF.
Average RPI Loss: 62		RECORD	PCT. RANK	GAMES	SCHEDULE		OF SCHEDULE	RPI	RPI	RPI	RPI
DIV. I ONLY		33-24-0	.57895	88	9-6-0		33	29	46	.54951	46
DIV. I NON-CONF.		13-12-0	.52	133	2-4-0		22	24	58	.5375	58
TOTALS		RPI 1-25	RPI 26-50		W-L RECORDS		RPI 51-100		RPI 101-150		RPI 150+
33-24-0		4-8-0	5-4-0		OVERALL		9-7-0		6-3-0		9-2-0
19-11-0		1-2-0	3-1-0		HOME		9-7-0		0-0-0		6-1-0
10-11-0		2-5-0	2-3-0		AWAY		0-0-0		4-2-0		2-1-0
4-2-0		1-1-0	0-0-0		NEUTRAL		0-0-0		2-1-0		1-0-0
13-12-0		1-5-0	2-1-0		NON-CONFERENCE		5-5-0		2-1-0		3-0-0
8-5-0		0-0-0	1-0-0		HOME		5-5-0		0-0-0		2-0-0
1-5-0		0-4-0	1-0-		AWAY		0-0-0		0-0-0		0-0-0
4-2-0		1-1-0	0-0-0		NEUTRAL		0-0-0		2-1-0		1-0-0
20-12-0		3-3-0	3-3-0		CONFERENCE		4-2-0		4-2-0		6-2-0
11-6-0		1-2-0	2-1-0		HOME		4-2-0		0-0-0		4-1-0
9-6-0		2-1-0	1-2-0		AWAY		0-0-0		4-2-0		2-1-0
0-0-0		0-0-0	0-0-0		NEUTRAL		0-0-0		0-0-0		0-0-0
RPI S	Opponent	Score	RPI S	Opponent	Score	RPI S	Opponent	Score	RPI S	Opponent	Score
13 A	Oregon St.	0 4	26 H	Oregon	4 5	53 H	Tennessee	3 1	103 A	UCLA	3 7
13 A	Oregon St.	7 3	26 H	Oregon	9 4	53 H	Tennessee	4 6	103 A	UCLA	6 5
13 A	Oregon St.	3 2	26 H	Oregon	8 6	53 H	Tennessee	5 6	103 A	UCLA	8 5
19 A	Oklahoma St.	12 14	27 A	Stanford	3 2	57 H	California	4 1	124 N	Wright St.	7 2
19 A	Oklahoma St.	5 8	27 A	Stanford	3 4	57 H	California	3 5	130 N	Sacramento St.	4 5
19 A	Oklahoma St.	5 6	27 A	Stanford	0 1	57 H	California	3 2	134 A	Washington St.	6 3
19 N	Oklahoma St.	6 1	30 A	Long Beach St.	0 11	61 H	Southern California	10 9	134 A	Washington St.	12 8
22 N	Pepperdine	2 3	35 A	UNLV	9 5	61 H	Southern California	7 8	134 A	Washington St.	7 10
23 A	UC Irvine	2 5	35 H	UNLV	5 2	61 H	Southern California	5 3	143 N	Gonzaga	10 5
25 H	Washington	4 1				69 H	New Mexico	1 7	174 N	Santa Clara	9 6
25 H	Washington	3 4				69 H	New Mexico	8 5	185 H	Utah	14 6
25 H	Washington	3 9				75 H	Baylor	12 1	185 H	Utah	7 1
						75 H	Baylor	7 4	185 H	Utah	9 3
						75 H	Baylor	7 9	198 A	Arizona	7 0
						79 H	Wichita St.	9 5	198 A	Arizona	2 1
						79 H	Wichita St.	9 12	198 A	Arizona	1 6
									198 H	Arizona	14 6
									198 H	Arizona	9 10
									262 H	New Mexico St.	2 0
									287 H	Abilene Christian	4 2
LAST 15 GAMES											
130 N	Sacramento St.	4 5	185 H	Utah	7 1						
22 N	Pepperdine	2 3	185 H	Utah	9 3						
134 A	Washington St.	6 3	35 A	UNLV	9 5						
134 A	Washington St.	7 10									
134 A	Washington St.	12 8									

Non-Div. I Games:

Arizona St.

287	H	Abilene Christian	4	2
185	H	Utah	14	6

A  
r  
i  
z  
o  
n  
a  
S  
t  
.

A  
r  
i  
z  
o  
n  
a  
S  
t  
.

M  
e  
r  
c  
e  
r

Mercer				Through Games Of 6-25-14 (FINAL)										
Average RPI Win:		159	WON-LOST	WINNING	LAST 15	STRENGTH OF	OPP. STRENGTH	TEAM	ADJ	CONF.	ADJ CONF.			
Average RPI Loss:		146	RECORD	PCT. RANK	GAMES	SCHEDULE	OF SCHEDULE	RPI	RPI	RPI	RPI			
DIV. I ONLY			38-17-0	.69091 24	8-7-0	154	136	47	.54912 47	15	15			
DIV. I NON-CONF.			20-6-0	.76923 19	3-0-0	73	128	9	.59775 9	14	14			
<hr/>														
TOTALS		RPI 1-25	RPI 26-50		W-L RECORDS	RPI 51-100		RPI 101-150		RPI 150+				
38-17-0	1-0-0		2-0-0		OVERALL	10-5-0		0-0-0		25-12-0				
24-4-0	0-0-0		0-0-0		HOME	8-1-0		0-0-0		16-3-0				
14-11-0	1-0-0		2-0-0		AWAY	2-4-0		0-0-0		9-7-0				
0-2-0	0-0-0		0-0-0		NEUTRAL	0-0-0		0-0-0		0-2-0				
<hr/>														
20-6-0	1-0-0		2-0-0		NON-CONFERENCE	6-3-0		0-0-0		11-3-0				
13-0-0	0-0-0		0-0-0		HOME	6-0-0		0-0-0		7-0-0				
7-6-0	1-0-0		2-0-		AWAY	0-3-0		0-0-0		4-3-0				
0-0-0	0-0-0		0-0-0		NEUTRAL	0-0-0		0-0-0		0-0-0				
<hr/>														
18-11-0	0-0-0		0-0-0		CONFERENCE	4-2-0		0-0-0		14-9-0				
11-4-0	0-0-0		0-0-0		HOME	2-1-0		0-0-0		9-3-0				
7-5-0	0-0-0		0-0-0		AWAY	2-1-0		0-0-0		5-4-0				
0-2-0	0-0-0		0-0-0		NEUTRAL	0-0-0		0-0-0		0-2-0				
<hr/>														
RPI S	Opponent		Score		RPI S	Opponent		Score		RPI S	Opponent		Score	
8 A	Florida		4	2	36 A	Georgia Tech		4	3	52 H	Kennesaw St.		8	4
					36 A	Georgia Tech		4	1	52 H	Kennesaw St.		11	8
										52 H	Kennesaw St.		1	2
										62 H	High Point		5	2
										62 H	High Point		5	4
										62 H	High Point		4	3
										73 A	Auburn		5	9
										73 A	Auburn		1	4
										73 A	Auburn		5	6
										77 A	FGCU		5	6
										77 A	FGCU		4	0
										77 A	FGCU		5	3
										80 H	Evansville		6	5
										80 H	Evansville		8	3
										80 H	Evansville		8	5
										183 H	North Florida		3	6
										183 H	North Florida		6	3
										183 H	North Florida		11	4
										187 A	East Tenn. St.		6	7
										187 A	East Tenn. St.		2	7
										187 A	East Tenn. St.		8	1
										187 N	East Tenn. St.		1	7
										196 A	Belmont		5	6
										196 A	Belmont		3	4
										196 A	Belmont		9	4
										217 A	Florida A&M		3	0
										217 A	Florida A&M		8	5
										217 H	Florida A&M		12	4

M  
e  
r  
c  
e  
r

Non-Div. I Games:

Mercer

170	H	Georgia St.	6	5
176	H	Stetson	3	4

RPI	S	Opponent	Score	
217	H	Florida A&M	10	2
249	H	Butler	3	2
249	H	Butler	5	0
253	H	Savannah St.	5	4
263	H	Northern Ky.	10	3
263	H	Northern Ky.	12	4
263	H	Northern Ky.	8	2
264	H	USC Upstate	3	0
264	H	USC Upstate	11	5
264	H	USC Upstate	3	1

Mercer

M  
e  
r  
c  
e  
r

M  
e  
r  
c  
e  
r

Average RPI Win:		104	WON-LOST RECORD		WINNING PCT. RANK	LAST 15 GAMES	STRENGTH OF SCHEDULE		OPP. STRENGTH OF SCHEDULE	TEAM RPI	ADJ RPI	CONF. RPI	ADJ CONF. RPI
Average RPI Loss:		75	34-24-0		.58621 81	11-4-0	56		26	48	.54911 48	5	5
DIV. I ONLY			18-13-0		.58065 90	4-2-0	87		15	48	.54413 48	5	5
DIV. I NON-CONF.													
TOTALS		RPI 1-25	RPI 26-50		W-L RECORDS		RPI 51-100		RPI 101-150		RPI 150+		
34-24-0		3-5-0	9-3-0		OVERALL		5-11-0		5-2-0		12-3-0		
21-8-0		0-0-0	3-1-0		HOME		2-3-0		4-1-0		12-3-0		
11-16-0		3-5-0	4-2-0		AWAY		3-8-0		1-1-0		0-0-0		
2-0-0		0-0-0	2-0-0		NEUTRAL		0-0-0		0-0-0		0-0-0		
18-13-0		0-2-0	6-0-0		NON-CONFERENCE		3-7-0		5-2-0		4-2-0		
10-4-0		0-0-0	1-0-0		HOME		1-1-0		4-1-0		4-2-0		
6-9-0		0-2-0	3-0-		AWAY		2-6-0		1-1-0		0-0-0		
2-0-0		0-0-0	2-0-0		NEUTRAL		0-0-0		0-0-0		0-0-0		
16-11-0		3-3-0	3-3-0		CONFERENCE		2-4-0		0-0-0		8-1-0		
11-4-0		0-0-0	2-1-0		HOME		1-2-0		0-0-0		8-1-0		
5-7-0		3-3-0	1-2-0		AWAY		1-2-0		0-0-0		0-0-0		
0-0-0		0-0-0	0-0-0		NEUTRAL		0-0-0		0-0-0		0-0-0		
RPI S	Opponent	Score	RPI S	Opponent	Score	RPI S	Opponent	Score	RPI S	Opponent	Score		
16 A	Cal Poly	3 4	26 A	Oregon	3 2	51 A	UC Santa Barbara	11 9	103 A	UCLA	1 0		
16 A	Cal Poly	0 3	26 A	Oregon	5 4	51 A	UC Santa Barbara	1 2	103 H	UCLA	4 3		
16 A	Cal Poly	0 8	26 A	Oregon	9 2	51 A	UC Santa Barbara	2 3	112 A	Fresno St.	1 2		
19 A	Oklahoma St.	7 13	30 A	Long Beach St.	0 1	61 A	Southern California	1 6	112 H	Fresno St.	8 1		
19 A	Oklahoma St.	4 6	30 A	Long Beach St.	6 0	61 H	Southern California	17 3	134 H	Washington St.	5 4		
23 A	UC Irvine	4 3	30 A	Long Beach St.	0 5	65 A	San Diego	3 5	134 H	Washington St.	12 0		
23 A	UC Irvine	2 1	30 H	Long Beach St.	6 5	65 H	San Diego	5 6	134 H	Washington St.	7 9		
23 A	UC Irvine	9 1	30 H	Long Beach St.	5 1	75 A	Baylor	11 0	155 H	San Francisco	5 1		
			30 H	Long Beach St.	2 3	75 A	Baylor	0 1	155 H	San Francisco	5 6		
			33 N	Nebraska	5 1	75 A	Baylor	4 5	155 H	San Francisco	11 0		
			33 N	Nebraska	4 3	79 A	Wichita St.	2 3	173 H	Hawaii	1 0		
			35 H	UNLV	2 1	79 A	Wichita St.	5 1	173 H	Hawaii	17 4		
						79 A	Wichita St.	2 4	173 H	Hawaii	2 1		
						83 H	UC Riverside	6 0	181 H	CSUN	3 0		
						83 H	UC Riverside	7 8	181 H	CSUN	6 0		
						83 H	UC Riverside	2 3	181 H	CSUN	4 2		
									186 H	UC Davis	1 3		
									186 H	UC Davis	7 1		
									186 H	UC Davis	9 1		
									260 H	St. Mary's (CA)	4 2		
									260 H	St. Mary's (CA)	0 6		
									260 H	St. Mary's (CA)	6 5		
LAST 15 GAMES						19 A	Oklahoma St.	4 6	61 H	Southern California	17 3		
						33 N	Nebraska	4 3	23 A	UC Irvine	4 3		
						19 A	Oklahoma St.	7 13	23 A	UC Irvine	2 1		
						33 N	Nebraska	5 1					
						181 H	CSUN	6 0					

Non-Div. I Games:

Cal St. Fullerton



181 H CSUN	3	0
181 H CSUN	4	2

C  
a  
l  
S  
t  
.  
F  
u  
l  
l  
e  
r  
t  
o  
n

C  
a  
l  
S  
t  
.  
F  
u  
l  
l  
e  
r  
t  
o  
n

Average RPI Win:	202	WON-LOST RECORD	WINNING PCT. RANK	LAST 15 GAMES	STRENGTH OF SCHEDULE	OPP. STRENGTH OF SCHEDULE	TEAM RPI	ADJ RPI	CONF. RPI	ADJ CONF. RPI	
DIV. I ONLY		42-16-0	.72414 11	10-5-0	213	182	49	.5484 49	19	19	
DIV. I NON-CONF.		20-11-0	.64516 46	0-2-0	207	179	47	.54432 47	20	20	
<hr/>											
TOTALS	RPI 1-25	RPI 26-50		W-L RECORDS	RPI 51-100		RPI 101-150		RPI 150+		
42-16-0	0-4-0	0-0-0		OVERALL	1-3-0		11-4-0		30-5-0		
12-5-0	0-0-0	0-0-0		HOME	0-0-0		5-3-0		7-2-0		
26-8-0	0-3-0	0-0-0		AWAY	1-2-0		3-0-0		22-3-0		
4-3-0	0-1-0	0-0-0		NEUTRAL	0-1-0		3-1-0		1-0-0		
20-11-0	0-4-0	0-0-0		NON-CONFERENCE	1-3-0		4-1-0		15-3-0		
5-0-0	0-0-0	0-0-0		HOME	0-0-0		0-0-0		5-0-0		
14-8-0	0-3-0	0-0-		AWAY	1-2-0		3-0-0		10-3-0		
1-3-0	0-1-0	0-0-0		NEUTRAL	0-1-0		1-1-0		0-0-0		
22-5-0	0-0-0	0-0-0		CONFERENCE	0-0-0		7-3-0		15-2-0		
7-5-0	0-0-0	0-0-0		HOME	0-0-0		5-3-0		2-2-0		
12-0-0	0-0-0	0-0-0		AWAY	0-0-0		0-0-0		12-0-0		
3-0-0	0-0-0	0-0-0		NEUTRAL	0-0-0		2-0-0		1-0-0		
RPI S	Opponent	Score		RPI S	Opponent	Score		RPI S	Opponent	Score	
5 N	Houston	2	3					113 N	Stony Brook	4	3
21 A	Maryland	3	7					113 N	Stony Brook	5	8
21 A	Maryland	0	3					120 H	Sacred Heart	5	4
21 A	Maryland	0	3					120 H	Sacred Heart	6	10
								120 H	Sacred Heart	7	6
								120 H	Sacred Heart	3	10
								120 N	Sacred Heart	6	2
								125 A	Hartford	6	2
								132 A	UConn	7	2
								132 A	UConn	5	3
								135 H	Central Conn. St.	4	3
								135 H	Central Conn. St.	12	4
								135 H	Central Conn. St.	1	3
								135 H	Central Conn. St.	2	0
								135 N	Central Conn. St.	3	0
								161 A	Delaware	11	0
								161 A	Delaware	14	2
								161 A	Delaware	4	5
								161 A	Delaware	10	9
								187 A	East Tenn. St.	4	5
								187 A	East Tenn. St.	9	6
								194 A	Northeastern	3	0
								204 H	Wagner	0	1
								204 H	Wagner	4	6
								204 H	Wagner	16	0
								204 H	Wagner	4	0
								204 N	Wagner	5	2
<hr/>											
LAST 15 GAMES											
67 N	Southeastern La.	1	2	204 H	Wagner	16	0	204 H	Wagner	0	1
5 N	Houston	2	3	204 H	Wagner	4	0	204 H	Wagner	4	6
120 N	Sacred Heart	6	2	256 A	Fairleigh Dickinson	9	3	204 H	Wagner	16	0
135 N	Central Conn. St.	3	0					204 H	Wagner	4	0
204 N	Wagner	5	2					204 N	Wagner	5	2

Non-Div. I Games:

Bryant

204 H Wagner	0	1
204 H Wagner	4	6




RPI	S	Opponent	Score	
207	A	LIU Brooklyn	7	6
207	A	LIU Brooklyn	7	0
207	A	LIU Brooklyn	8	4
207	A	LIU Brooklyn	3	1
218	H	UMass Lowell	5	4
242	A	Mt. St. Mary's	12	2
242	A	Mt. St. Mary's	12	3
242	A	Mt. St. Mary's	8	3
242	A	Mt. St. Mary's	5	4
256	A	Fairleigh Dickinson	6	0
256	A	Fairleigh Dickinson	9	3
256	A	Fairleigh Dickinson	8	0
256	A	Fairleigh Dickinson	8	3
264	A	USC Upstate	7	8
264	A	USC Upstate	21	4
264	A	USC Upstate	13	2
273	A	Rhode Island	8	3
273	H	Rhode Island	11	7
274	H	Albany (NY)	13	3
274	H	Albany (NY)	6	0
274	H	Albany (NY)	14	4
277	A	N.C. A&T	4	0
277	A	N.C. A&T	1	0

Bryant

B  
r  
y  
a  
n  
t

B  
r  
y  
a  
n  
t

U  
C  
F

 Tie,  Loss,  Non-Conf, S Site, H Home, A Away, N Neutral Page 100

132	A	UConn	5	6
10	A	Florida St.	8	3

RPI	S	Opponent	Score	
197	A	Bethune-Cookman	2	5
197	H	Bethune-Cookman	4	1
217	H	Florida A&M	11	4
221	H	Temple	8	2
221	H	Temple	6	4
221	H	Temple	12	5
221	N	Temple	6	2
239	H	Presbyterian	11	2
239	H	Presbyterian	10	0
239	H	Presbyterian	3	6

Average RPI Win:		144	WON-LOST RECORD		WINNING PCT. RANK	LAST 15 GAMES		STRENGTH OF SCHEDULE		OPP. STRENGTH OF SCHEDULE	TEAM RPI	ADJ RPI	CONF. RPI	ADJ CONF. RPI							
Average RPI Loss:		86	34-17-1		.66346	34	8-6-1	164		34	51	.54674	51	5	5						
DIV. I ONLY			22-5-1		.80357	11	3-2-1	238		41	20	.57005	20	5	5						
DIV. I NON-CONF.																					
TOTALS		RPI 1-25		RPI 26-50		W-L RECORDS		RPI 51-100		RPI 101-150		RPI 150+									
34-17-1		2-6-0		5-3-0		OVERALL		4-2-0		2-0-1		21-6-0									
19-6-1		1-0-0		2-1-0		HOME		4-2-0		0-0-1		12-3-0									
13-11-0		1-6-0		1-2-0		AWAY		0-0-0		2-0-0		9-3-0									
2-0-0		0-0-0		2-0-0		NEUTRAL		0-0-0		0-0-0		0-0-0									
22-5-1		1-1-0		2-0-0		NON-CONFERENCE		2-1-0		2-0-1		15-3-0									
12-1-1		1-0-0		0-0-0		HOME		2-1-0		0-0-1		9-0-0									
8-4-0		0-1-0		0-0-		AWAY		0-0-0		2-0-0		6-3-0									
2-0-0		0-0-0		2-0-0		NEUTRAL		0-0-0		0-0-0		0-0-0									
12-12-0		1-5-0		3-3-0		CONFERENCE		2-1-0		0-0-0		6-3-0									
7-5-0		0-0-0		2-1-0		HOME		2-1-0		0-0-0		3-3-0									
5-7-0		1-5-0		1-2-0		AWAY		0-0-0		0-0-0		3-0-0									
0-0-0		0-0-0		0-0-0		NEUTRAL		0-0-0		0-0-0		0-0-0									
RPI	S	Opponent		Score		RPI	S	Opponent		Score		RPI	S	Opponent		Score					
16	A	Cal Poly		0	1	28	N	Mississippi St.		8	3	79	H	Wichita St.		2	1				
16	A	Cal Poly		7	8	28	N	Mississippi St.		7	6	79	H	Wichita St.		5	16				
16	A	Cal Poly		8	6	30	A	Long Beach St.		0	1	79	H	Wichita St.		3	2				
22	A	Pepperdine		5	12	30	A	Long Beach St.		2	3	83	H	UC Riverside		6	2				
22	H	Pepperdine		2	1	30	A	Long Beach St.		2	1	83	H	UC Riverside		6	5				
23	A	UC Irvine		2	6	48	H	Cal St. Fullerton		2	1	83	H	UC Riverside		3	7				
23	A	UC Irvine		0	8	48	H	Cal St. Fullerton		9	11										
23	A	UC Irvine		2	3	48	H	Cal St. Fullerton		3	2										
						LAST 15 GAMES															
						186 A UC Davis						6	3	181 H CSUN						1	4
						186 A UC Davis						6	5	181 H CSUN						6	0
						186 A UC Davis						7	1	181 H CSUN						4	3
						155 A San Francisco						4	8	204 H Wagner							
						155 A San Francisco						6	0	204 H Wagner							
														204 H Wagner							
														222 H Princeton							
														222 H Princeton							

Non-Div. I Games:

UC Santa Barbara

155	A	San Francisco	10	4
22	A	Pepperdine	5	12

RPI	S	Opponent	Score	
222	H	Princeton	9	1
244	A	Bakersfield	7	3
244	H	Bakersfield	5	1

UC Santa Barbara

U  
C  
S  
a  
n  
t  
a  
B  
a  
r  
b  
a  
r  
a

U  
C  
S  
a  
n  
t  
a  
B  
a  
r  
b  
a  
r  
a

Average RPI Win: 142		WON-LOST RECORD		WINNING PCT. RANK		LAST 15 GAMES		STRENGTH OF SCHEDULE		OPP. STRENGTH OF SCHEDULE		TEAM RPI		ADJ RPI		CONF. RPI		ADJ CONF. RPI	
DIV. I ONLY		40-24-0		.625 53		11-4-0		78		81		52		.54524 52		15		15	
DIV. I NON-CONF.		19-15-0		.55882 100		3-4-0		29		25		46		.54498 46		14		14	
TOTALS		RPI 1-25		RPI 26-50		W-L RECORDS		RPI 51-100		RPI 101-150		RPI 150+							
40-24-0		2-3-0		4-5-0		OVERALL		11-8-0		0-0-0		23-8-0							
19-11-0		0-0-0		2-3-0		HOME		5-2-0		0-0-0		12-6-0							
13-12-0		0-2-0		2-2-0		AWAY		4-6-0		0-0-0		7-2-0							
8-1-0		2-1-0		0-0-0		NEUTRAL		2-0-0		0-0-0		4-0-0							
19-15-0		2-3-0		3-3-0		NON-CONFERENCE		10-6-0		0-0-0		4-3-0							
10-8-0		0-0-0		2-3-0		HOME		5-2-0		0-0-0		3-3-0							
5-6-0		0-2-0		1-0-		AWAY		3-4-0		0-0-0		1-0-0							
4-1-0		2-1-0		0-0-0		NEUTRAL		2-0-0		0-0-0		0-0-0							
21-9-0		0-0-0		1-2-0		CONFERENCE		1-2-0		0-0-0		19-5-0							
9-3-0		0-0-0		0-0-0		HOME		0-0-0		0-0-0		9-3-0							
8-6-0		0-0-0		1-2-0		AWAY		1-2-0		0-0-0		6-2-0							
4-0-0		0-0-0		0-0-0		NEUTRAL		0-0-0		0-0-0		4-0-0							
RPI S	Opponent	Score		RPI S	Opponent	Score		RPI S	Opponent	Score		RPI S	Opponent	Score					
18 A	Louisville	3	5	36 A	Georgia Tech	5	3	54 A	Western Caro.	6	8	154 H	Lipscomb	6	7				
18 A	Louisville	4	7	36 H	Georgia Tech	7	8	54 H	Western Caro.	4	3	154 H	Lipscomb	1	2				
24 N	Alabama	1	4	42 H	Columbia	15	1	58 A	Georgia	10	7	154 H	Lipscomb	5	7				
24 N	Alabama	1	0	42 H	Columbia	3	9	58 N	Georgia	3	1	154 N	Lipscomb	7	1				
24 N	Alabama	4	2	42 H	Columbia	2	0	73 A	Auburn	5	10	165 A	Jacksonville	10	4				
				42 H	Columbia	5	8	73 H	Auburn	1	6	165 A	Jacksonville	3	4				
				47 A	Mercer	4	8	77 A	FGCU	0	5	165 A	Jacksonville	5	10				
				47 A	Mercer	8	11	77 A	FGCU	11	9	170 A	Georgia St.	11	6				
				47 A	Mercer	2	1	77 A	FGCU	3	4	170 H	Georgia St.	3	0				
								86 A	Ga. Southern	3	0	176 H	Stetson	5	0				
								86 H	Ga. Southern	9	3	176 H	Stetson	6	3				
								86 N	Ga. Southern	13	5	176 H	Stetson	9	8				
								90 H	Middle Tenn.	10	11	176 N	Stetson	2	1				
								90 H	Middle Tenn.	18	1	176 N	Stetson	7	5				
								90 H	Middle Tenn.	5	1	183 H	North Florida	1	0				
								92 A	Jacksonville St.	0	1	183 H	North Florida	3	2				
								92 A	Jacksonville St.	8	9	183 H	North Florida	5	4				
								92 A	Jacksonville St.	10	1	187 H	East Tenn. St.	9	6				
								92 H	Jacksonville St.	11	4	187 H	East Tenn. St.	9	5				
												187 H	East Tenn. St.	9	8				
												187 N	East Tenn. St.	11	7				
				LAST 15 GAMES								213 H	Gardner-Webb	10	6				
				18 A	Louisville	4	7	176 N	Stetson	2	1	213 H	Gardner-Webb	0	3				
				18 A	Louisville	3	5	176 N	Stetson	7	5	213 H	Gardner-Webb	4	8				
				24 N	Alabama	4	2	187 N	East Tenn. St.	11	7	213 H	Gardner-Webb	2	1				
				24 N	Alabama	1	4					253 H	Savannah St.	5	7				
				86 N	Ga. Southern	13	5					263 A	Northern Ky.	6	3				

Non-Div. I Games:

Kennesaw St.



24	N	Alabama	1	0
154	N	Lipscomb	7	1

RPI	S	Opponent	Score	
263	A	Northern Ky.	5	1
263	A	Northern Ky.	13	4
264	A	USC Upstate	12	3
264	A	USC Upstate	6	1

Kennesaw St.

K  
e  
n  
n  
e  
s  
a  
w  
S  
t  
.

K  
e  
n  
n  
e  
s  
a  
w  
S  
t  
.

T  
e  
n  
n  
e  
s  
s  
e  
e

Tennessee					Through Games Of 6-25-14 (FINAL)															
Average RPI Win:		110	WON-LOST RECORD		WINNING PCT. RANK		LAST 15 GAMES		STRENGTH OF SCHEDULE		OPP. STRENGTH OF SCHEDULE		TEAM RPI		ADJ RPI		CONF. RPI		ADJ CONF. RPI	
DIV. I ONLY		31-23-0		.57407 91		6-9-0		48		3		53		.54438 53		1		1		
DIV. I NON-CONF.		19-4-0		.82609 6		1-1-0		239		79		34		.55781 34		1		1		
TOTALS		RPI 1-25		RPI 26-50		W-L RECORDS		RPI 51-100		RPI 101-150		RPI 150+								
31-23-0		7-12-0		6-3-0		OVERALL		4-4-0		3-1-0		11-3-0								
22-10-0		6-6-0		3-0-0		HOME		2-2-0		0-0-0		11-2-0								
9-12-0		1-5-0		3-3-0		AWAY		2-2-0		3-1-0		0-1-0								
0-1-0		0-1-0		0-0-0		NEUTRAL		0-0-0		0-0-0		0-0-0								
19-4-0		0-0-0		5-1-0		NON-CONFERENCE		2-0-0		1-0-0		11-3-0								
15-2-0		0-0-0		3-0-0		HOME		1-0-0		0-0-0		11-2-0								
4-2-0		0-0-0		2-0-		AWAY		1-0-0		1-0-0		0-1-0								
0-0-0		0-0-0		0-0-0		NEUTRAL		0-0-0		0-0-0		0-0-0								
12-19-0		7-12-0		1-2-0		CONFERENCE		2-4-0		2-1-0		0-0-0								
7-8-0		6-6-0		0-0-0		HOME		1-2-0		0-0-0		0-0-0								
5-10-0		1-5-0		1-2-0		AWAY		1-2-0		2-1-0		0-0-0								
0-1-0		0-1-0		0-0-0		NEUTRAL		0-0-0		0-0-0		0-0-0								
RPI	S	Opponent			Score		RPI	S	Opponent			Score		RPI	S	Opponent			Score	
2	H	Vanderbilt			4 6		28	A	Mississippi St.			0 1		54	H	Western Caro.			6 2	
2	H	Vanderbilt			10 9		28	A	Mississippi St.			4 2		58	A	Georgia			1 4	
2	H	Vanderbilt			7 0		28	A	Mississippi St.			3 4		58	A	Georgia			5 3	
2	N	Vanderbilt			2 3		35	H	UNLV			4 2		58	A	Georgia			4 7	
8	H	Florida			7 5		35	H	UNLV			8 7		73	H	Auburn			2 4	
8	H	Florida			2 4		35	H	UNLV			5 4		73	H	Auburn			2 3	
8	H	Florida			5 6		46	A	Arizona St.			6 4		73	H	Auburn			8 6	
11	A	LSU			7 8		46	A	Arizona St.			1 3		90	A	Middle Tenn.			2 0	
11	A	LSU			4 9		46	A	Arizona St.			6 5								
11	A	LSU			6 3															
15	A	South Carolina			0 8															
15	A	South Carolina			2 3															
15	A	South Carolina			6 9															
20	H	Kentucky			8 2															
20	H	Kentucky			1 15															
20	H	Kentucky			5 1															
24	H	Alabama			5 8															
24	H	Alabama			10 9															
24	H	Alabama			6 7															
							LAST 15 GAMES													
							2 N Vanderbilt							28 A Mississippi St.						
							8 H Florida							271 H UNC Asheville						
							8 H Florida							20 H Kentucky						
							8 H Florida													
							184 H Morehead St.													

T  
e  
n  
n  
e  
s  
s  
e  
e

Non-Div. I Games:

Tennessee

28 A Mississippi St.	3	4
28 A Mississippi St.	0	1

T  
e  
n  
n  
e  
s  
s  
e  
e

T  
e  
n  
n  
e  
s  
s  
e  
e

Average RPI Win:	171	WON-LOST	WINNING	LAST 15	STRENGTH OF	OPP. STRENGTH	TEAM	ADJ	CONF.	ADJ CONF.	
Average RPI Loss:	103	RECORD	PCT. RANK	GAMES	SCHEDULE	OF SCHEDULE	RPI	RPI	RPI	RPI	
DIV. I ONLY	37-18-0	.67273	30	11-4-0	163	129	54	.54401	54	12	12
DIV. I NON-CONF.	17-10-0	.62963	57	2-0-0	234	93	88	.52155	88	17	16
<hr/>											
TOTALS	RPI 1-25	RPI 26-50		W-L RECORDS		RPI 51-100		RPI 101-150		RPI 150+	
37-18-0	0-0-0	1-3-0		OVERALL		6-8-0		7-1-0		23-6-0	
23-3-0	0-0-0	0-0-0		HOME		2-0-0		3-0-0		18-3-0	
13-11-0	0-0-0	1-3-0		AWAY		3-7-0		4-1-0		5-0-0	
1-4-0	0-0-0	0-0-0		NEUTRAL		1-1-0		0-0-0		0-3-0	
17-10-0	0-0-0	1-3-0		NON-CONFERENCE		3-4-0		2-0-0		11-3-0	
11-1-0	0-0-0	0-0-0		HOME		2-0-0		0-0-0		9-1-0	
5-7-0	0-0-0	1-0-		AWAY		0-4-0		2-0-0		2-0-0	
1-2-0	0-0-0	0-0-0		NEUTRAL		1-0-0		0-0-0		0-2-0	
20-8-0	0-0-0	0-0-0		CONFERENCE		3-4-0		5-1-0		12-3-0	
12-2-0	0-0-0	0-0-0		HOME		0-0-0		3-0-0		9-2-0	
8-4-0	0-0-0	0-0-0		AWAY		3-3-0		2-1-0		3-0-0	
0-2-0	0-0-0	0-0-0		NEUTRAL		0-1-0		0-0-0		0-1-0	
RPI S	Opponent	Score	RPI S	Opponent	Score	RPI S	Opponent	Score	RPI S	Opponent	Score
			28 A	Mississippi St.	3 2	52 A	Kennesaw St.	3 4	101 H	Davidson	8 6
			28 A	Mississippi St.	1 6	52 H	Kennesaw St.	8 6	101 H	Davidson	4 3
			28 A	Mississippi St.	2 7	53 A	Tennessee	2 6	101 H	Davidson	10 2
			36 A	Georgia Tech	5 7	55 A	Clemson	3 11	134 A	Washington St.	8 6
						55 H	Clemson	18 10	134 A	Washington St.	13 1
						58 A	Georgia	2 6	144 A	Elon	9 7
						71 A	Samford	7 1	144 A	Elon	6 5
						71 A	Samford	4 10	144 A	Elon	1 5
						71 A	Samford	10 7	169 H	Appalachian St.	7 4
						81 N	Wake Forest	3 2	169 H	Appalachian St.	20 10
						86 A	Ga. Southern	5 4	169 H	Appalachian St.	10 9
						86 A	Ga. Southern	0 1	171 N	Buffalo	4 5
						86 A	Ga. Southern	2 3	178 H	Furman	6 9
						86 N	Ga. Southern	4 8	178 H	Furman	5 4
									178 H	Furman	1 6
									178 N	Furman	2 3
									183 N	North Florida	2 4
									187 H	East Tenn. St.	9 12
									188 H	Wofford	11 4
									188 H	Wofford	6 1
									188 H	Wofford	11 4
									192 H	Citadel	8 2
									192 H	Citadel	5 4
									199 A	Winthrop	9 6
									199 H	Winthrop	8 0
									208 A	UNC Greensboro	13 12
									208 A	UNC Greensboro	5 4

Non-Div. I Games:

Western Caro.

52	H	Kennesaw St.	8	6
86	A	Ga. Southern	2	3

RPI	S	Opponent	Score	
208	A	UNC Greensboro	3	1
239	H	Presbyterian	16	0
247	H	La Salle	7	6
247	H	La Salle	20	10
247	H	La Salle	6	4
271	A	UNC Asheville	9	3
271	H	UNC Asheville	4	1
285	H	Rider	6	5
285	H	Rider	11	3
285	H	Rider	23	8

Average RPI Win: 132		WON-LOST RECORD	WINNING PCT. RANK	LAST 15 GAMES	STRENGTH OF SCHEDULE	OPP. STRENGTH OF SCHEDULE	TEAM RPI	ADJ RPI	CONF. RPI	ADJ CONF. RPI								
Average RPI Loss: 66																		
DIV. I ONLY		36-25-0	.59016 78	9-6-0	52	48	55	.54079 55	3	3								
DIV. I NON-CONF.		19-10-0	.65517 43	4-2-0	119	112	64	.53326 64	4	4								
<hr/>																		
TOTALS		RPI 1-25		RPI 26-50		W-L RECORDS		RPI 51-100		RPI 101-150	RPI 150+							
36-25-0		5-10-0		2-3-0		OVERALL		8-7-0		3-0-0		18-5-0						
22-12-0		1-6-0		1-1-0		HOME		3-3-0		3-0-0		14-2-0						
11-9-0		3-3-0		0-0-0		AWAY		4-3-0		0-0-0		4-3-0						
3-4-0		1-1-0		1-2-0		NEUTRAL		1-1-0		0-0-0		0-0-0						
19-10-0		0-3-0		2-2-0		NON-CONFERENCE		4-4-0		0-0-0		13-1-0						
15-4-0		0-1-0		1-1-0		HOME		2-1-0		0-0-0		12-1-0						
3-3-0		0-1-0		0-0-		AWAY		2-2-0		0-0-0		1-0-0						
1-3-0		0-1-0		1-1-0		NEUTRAL		0-1-0		0-0-0		0-0-0						
17-15-0		5-7-0		0-1-0		CONFERENCE		4-3-0		3-0-0		5-4-0						
7-8-0		1-5-0		0-0-0		HOME		1-2-0		3-0-0		2-1-0						
8-6-0		3-2-0		0-0-0		AWAY		2-1-0		0-0-0		3-3-0						
2-1-0		1-0-0		0-1-0		NEUTRAL		1-0-0		0-0-0		0-0-0						
RPI	S	Opponent		Score	RPI	S	Opponent		Score	RPI	S	Opponent	Score					
1	A	Virginia		7 1	26	N	Oregon		1 18	54	A	Western Caro.		10 18	145	H	Virginia Tech	7 6
1	A	Virginia		0 1	35	H	UNLV		5 2	54	H	Western Caro.		11 3	145	H	Virginia Tech	11 4
1	A	Virginia		2 3	35	N	UNLV		6 2	58	A	Georgia		16 4	145	H	Virginia Tech	12 2
10	H	Florida St.		9 3	36	N	Georgia Tech		0 3	58	H	Georgia		2 6	158	H	Boston College	1 3
10	H	Florida St.		3 4	39	H	Liberty		3 4	59	H	North Carolina St.		1 7	158	H	Boston College	8 4
10	H	Florida St.		1 11						59	H	North Carolina St.		4 9	158	H	Boston College	10 9
15	A	South Carolina		6 9						59	H	North Carolina St.		6 1	159	A	Pittsburgh	4 13
15	H	South Carolina		3 5						62	H	High Point		1 0	159	A	Pittsburgh	3 2
15	N	South Carolina		2 10						81	A	Wake Forest		7 4	159	A	Pittsburgh	3 0
17	H	Miami (FL)		2 10						81	A	Wake Forest		16 6	169	H	Appalachian St.	2 1
17	H	Miami (FL)		2 3						81	A	Wake Forest		3 4	178	A	Furman	7 2
17	H	Miami (FL)		2 5						84	N	Duke		5 3	178	H	Furman	13 2
17	N	Miami (FL)		3 2						86	A	Ga. Southern		5 14	180	A	Notre Dame	8 0
21	A	Maryland		7 1						86	A	Ga. Southern		5 4	180	A	Notre Dame	3 11
21	A	Maryland		3 1						91	N	Xavier		4 6	180	A	Notre Dame	1 2
															191	H	Coastal Caro.	9 6
															199	H	Winthrop	4 2
															205	H	James Madison	9 4
															205	H	James Madison	8 0
															237	H	Maine	13 3
															237	H	Maine	10 2
															237	H	Maine	5 2
															239	H	Presbyterian	4 2
															265	H	Eastern Mich.	9 7
															265	H	Eastern Mich.	5 3
															265	H	Eastern Mich.	5 6
									</									

158 H Boston College	10	9
158 H Boston College	1	3

C  
l  
e  
m  
s  
o  
n

C  
l  
e  
m  
s  
o  
n

Average RPI Win: 132		WON-LOST RECORD		WINNING PCT. RANK		LAST 15 GAMES		STRENGTH OF SCHEDULE		OPP. STRENGTH OF SCHEDULE		TEAM RPI		ADJ RPI		CONF. RPI		ADJ CONF. RPI	
DIV. I ONLY		32-21-0		.60377 69		10-5-0		113		84		56		.53924 56		10		10	
DIV. I NON-CONF.		14-12-0		.53846 118		1-0-0		120		76		74		.52809 74		7		7	
TOTALS		RPI 1-25		RPI 26-50		W-L RECORDS		RPI 51-100		RPI 101-150		RPI 150+							
32-21-0		3-2-0		2-2-0		OVERALL		9-4-0		6-8-0		12-5-0							
14-6-0		1-2-0		1-0-0		HOME		7-1-0		2-2-0		3-1-0							
15-10-0		2-0-0		1-2-0		AWAY		0-1-0		3-3-0		9-4-0							
3-5-0		0-0-0		0-0-0		NEUTRAL		2-2-0		1-3-0		0-0-0							
14-12-0		2-0-0		1-0-0		NON-CONFERENCE		6-2-0		1-6-0		4-4-0							
7-1-0		0-0-0		1-0-0		HOME		4-1-0		1-0-0		1-0-0							
5-8-0		2-0-0		0-0-		AWAY		0-1-0		0-3-0		3-4-0							
2-3-0		0-0-0		0-0-0		NEUTRAL		2-0-0		0-3-0		0-0-0							
18-9-0		1-2-0		1-2-0		CONFERENCE		3-2-0		5-2-0		8-1-0							
7-5-0		1-2-0		0-0-0		HOME		3-0-0		1-2-0		2-1-0							
10-2-0		0-0-0		1-2-0		AWAY		0-0-0		3-0-0		6-0-0							
1-2-0		0-0-0		0-0-0		NEUTRAL		0-2-0		1-0-0		0-0-0							
RPI	S	Opponent		Score		RPI	S	Opponent		Score		RPI	S	Opponent		Score			
8	A	Florida		5	1	32	H	Indiana St.		8	0	77	N	FGCU		9	17		
8	A	Florida		6	0	33	A	Nebraska		5	1	77	N	FGCU		1	0		
9	H	Indiana		2	1	33	A	Nebraska		4	7	87	A	Illinois St.		2	4		
9	H	Indiana		3	11	33	A	Nebraska		1	2	87	H	Illinois St.		0	3		
9	H	Indiana		3	9							91	H	Xavier		4	1		
												91	H	Xavier		4	2		
												91	H	Xavier		5	1		
												91	H	Xavier		0	1		
												100	H	Michigan St.		3	4		
												100	H	Michigan St.		3	5		
												100	H	Michigan St.		6	5		
												100	N	Michigan St.		0	6		
												100	N	Michigan St.		2	5		
														149 H Eastern Ill.		3	2		
														170 A Georgia St.		6	10		
														170 A Georgia St.		4	5		
														170 A Georgia St.		19	13		
														191 A Coastal Caro.		5	4		
														202 A Southern Ill.		2	3		
														202 A Southern Ill.		5	6		
														202 A Southern Ill.		5	1		
														202 H Southern Ill.		10	1		
														206 H Purdue		8	3		
														206 H Purdue		6	2		
														206 H Purdue		3	4		
														227 A Northwestern		6	2		
														227 A Northwestern		1	0		

Non-Div. I Games:

Illinois



33	A	Nebraska	1	2
122	A	Iowa	4	2

RPI	S	Opponent	Score	
227	A	Northwestern	13	0
233	A	Penn St.	8	3
233	A	Penn St.	6	3
233	A	Penn St.	7	6

Illinois

I  
l  
l  
i  
n  
o  
i  
s

I  
l  
l  
i  
n  
o  
i  
s

Average RPI Win:	92	WON-LOST	WINNING	LAST 15	STRENGTH OF	OPP. STRENGTH	TEAM	ADJ	CONF.	ADJ CONF.		
Average RPI Loss:	67	RECORD	PCT. RANK	GAMES	SCHEDULE	OF SCHEDULE	RPI	RPI	RPI	RPI		
DIV. I ONLY		26-27-0	.49057	149	9-6-0	22	18	57	.53893	57	4	4
DIV. I NON-CONF.		13-9-0	.59091	82	2-0-0	7	8	14	.57893	14	3	3
<hr/>												
TOTALS	RPI 1-25	RPI 26-50		W-L RECORDS		RPI 51-100		RPI 101-150		RPI 150+		
26-27-0	4-10-0	7-5-0		OVERALL		6-1-0		0-9-0		9-2-0		
11-14-0	3-7-0	2-1-0		HOME		0-0-0		0-4-0		6-2-0		
11-13-0	1-3-0	5-4-0		AWAY		4-1-0		0-5-0		1-0-0		
4-0-0	0-0-0	0-0-0		NEUTRAL		2-0-0		0-0-0		2-0-0		
13-9-0	3-5-0	2-0-0		NON-CONFERENCE		4-0-0		0-3-0		4-1-0		
5-4-0	2-2-0	2-0-0		HOME		0-0-0		0-1-0		1-1-0		
4-5-0	1-3-0	0-0-		AWAY		2-0-0		0-2-0		1-0-0		
4-0-0	0-0-0	0-0-0		NEUTRAL		2-0-0		0-0-0		2-0-0		
13-18-0	1-5-0	5-5-0		CONFERENCE		2-1-0		0-6-0		5-1-0		
6-10-0	1-5-0	0-1-0		HOME		0-0-0		0-3-0		5-1-0		
7-8-0	0-0-0	5-4-0		AWAY		2-1-0		0-3-0		0-0-0		
0-0-0	0-0-0	0-0-0		NEUTRAL		0-0-0		0-0-0		0-0-0		
RPI S	Opponent	Score	RPI S	Opponent	Score	RPI S	Opponent	Score	RPI S	Opponent	Score	
3 H	Texas	2 1	26 A	Oregon	1 5	61 A	Southern California	11 4	103 H	UCLA	1 6	
3 H	Texas	0 5	26 A	Oregon	6 0	61 A	Southern California	4 1	103 H	UCLA	1 3	
3 H	Texas	7 0	26 A	Oregon	5 3	61 A	Southern California	1 2	103 H	UCLA	2 3	
3 H	Texas	2 6	27 A	Stanford	1 4	65 A	San Diego	5 2	112 A	Fresno St.	0 6	
13 H	Oregon St.	4 10	27 A	Stanford	9 5	73 A	Auburn	5 0	112 A	Fresno St.	4 7	
13 H	Oregon St.	3 9	27 A	Stanford	7 4	75 N	Baylor	8 5	134 A	Washington St.	5 6	
13 H	Oregon St.	0 5	27 H	Stanford	1 11	75 N	Baylor	5 3	134 A	Washington St.	1 3	
16 A	Cal Poly	8 16	29 H	Arkansas	4 3				134 A	Washington St.	0 3	
16 A	Cal Poly	8 3	29 H	Arkansas	2 1				146 H	Tulane	5 10	
16 A	Cal Poly	1 4	46 A	Arizona St.	1 4				155 A	San Francisco	12 4	
16 A	Cal Poly	4 8	46 A	Arizona St.	2 3				155 H	San Francisco	1 0	
25 H	Washington	2 6	46 A	Arizona St.	5 3				155 H	San Francisco	0 1	
25 H	Washington	3 4							185 H	Utah	5 4	
25 H	Washington	7 1							185 H	Utah	4 2	
									185 H	Utah	8 7	
									187 N	East Tenn. St.	3 0	
									198 H	Arizona	7 6	
									198 H	Arizona	0 6	
									198 H	Arizona	6 4	
									280 N	Ark.-Pine Bluff	8 3	
<hr/>												
LAST 15 GAMES												
26 A Oregon						61 A Southern California						
26 A Oregon						61 A Southern California						
26 A Oregon						61 A Southern California						
155 A San Francisco												
198 H Arizona												

**Non-Div. I Games:**

California

198 H Arizona	7	6
198 H Arizona	0	6

C  
a  
l  
i  
f  
o  
r  
n  
i  
a

C  
a  
l  
i  
f  
o  
r  
n  
i  
a

G  
e  
o  
r  
g  
i  
a

Georgia				Through Games Of 6-25-14 (FINAL)										
Average RPI Win:		104	WON-LOST RECORD	WINNING PCT. RANK	LAST 15 GAMES	STRENGTH OF SCHEDULE	OPP. STRENGTH OF SCHEDULE	TEAM RPI	ADJ RPI	CONF. RPI	ADJ CONF. RPI			
DIV. I ONLY			26-29-1	.47321 159	5-10-0	4	7	58	.53786 58	1	1			
DIV. I NON-CONF.			15-10-0	.6 72	1-1-0	39	84	66	.53266 66	1	1			
TOTALS		RPI 1-25		RPI 26-50		W-L RECORDS		RPI 51-100		RPI 101-150		RPI 150+		
26-29-1		4-15-1		4-6-0		OVERALL		5-6-0		4-1-0		9-1-0		
22-12-0		3-3-0		4-3-0		HOME		4-5-0		2-0-0		9-1-0		
4-14-1		1-12-1		0-1-0		AWAY		1-0-0		2-1-0		0-0-0		
0-3-0		0-0-0		0-2-0		NEUTRAL		0-1-0		0-0-0		0-0-0		
15-10-0		0-2-0		1-2-0		NON-CONFERENCE		3-5-0		2-0-0		9-1-0		
14-5-0		0-0-0		1-0-0		HOME		2-4-0		2-0-0		9-1-0		
1-3-0		0-2-0		0-0-		AWAY		1-0-0		0-0-0		0-0-0		
0-2-0		0-0-0		0-1-0		NEUTRAL		0-1-0		0-0-0		0-0-0		
11-19-1		4-13-1		3-4-0		CONFERENCE		2-1-0		2-1-0		0-0-0		
8-7-0		3-3-0		3-3-0		HOME		2-1-0		0-0-0		0-0-0		
3-11-1		1-10-1		0-0-0		AWAY		0-0-0		2-1-0		0-0-0		
0-1-0		0-0-0		0-1-0		NEUTRAL		0-0-0		0-0-0		0-0-0		
RPI	S	Opponent	Score		RPI	S	Opponent	Score		RPI	S	Opponent	Score	
2	A	Vanderbilt	0	11	28	H	Mississippi St.	7	1	52	H	Kennesaw St.	7	10
2	A	Vanderbilt	1	6	28	H	Mississippi St.	1	4	52	N	Kennesaw St.	1	3
2	A	Vanderbilt	9	12	28	H	Mississippi St.	1	6	53	H	Tennessee	7	4
4	A	Ole Miss	2	12	28	N	Mississippi St.	4	5	53	H	Tennessee	4	1
4	A	Ole Miss	2	0	31	H	Texas A&M	3	2	53	H	Tennessee	3	5
4	A	Ole Miss	1	2	31	H	Texas A&M	5	9	54	H	Western Caro.	6	2
8	A	Florida	3	10	31	H	Texas A&M	6	1	55	A	Clemson	6	2
8	A	Florida	1	8	36	A	Georgia Tech	1	4	55	H	Clemson	4	16
8	A	Florida	2	3	36	H	Georgia Tech	1	0	86	H	Ga. Southern	3	9
10	A	Florida St.	3	8	36	N	Georgia Tech	0	2	86	H	Ga. Southern	11	3
10	A	Florida St.	4	10						86	H	Ga. Southern	4	18
11	A	LSU	0	4										
11	A	LSU	2	2										
11	A	LSU	1	2										
15	H	South Carolina	5	3										
15	H	South Carolina	2	5										
15	H	South Carolina	3	1										
20	H	Kentucky	0	13										
20	H	Kentucky	0	10										
20	H	Kentucky	11	10										
					LAST 15 GAMES									
					28	N	Mississippi St.	4	5	4	A	Ole Miss	2	12
					20	H	Kentucky	11	10	253	H	Savannah St.	4	2
					20	H	Kentucky	0	10	15	H	South Carolina	5	3
					20	H	Kentucky	0	13					
					36	N	Georgia Tech	0	2					

G  
e  
o  
r  
g  
i  
a

4 A Ole Miss	1	2
4 A Ole Miss	2	0

G  
e  
o  
r  
g  
i  
a

G  
e  
o  
r  
g  
i  
a

Average RPI Win: 135		WON-LOST RECORD		WINNING PCT. RANK		LAST 15 GAMES		STRENGTH OF SCHEDULE		OPP. STRENGTH OF SCHEDULE		TEAM RPI		ADJ RPI		CONF. RPI		ADJ CONF. RPI	
DIV. I ONLY		32-23-0		.58182 84		10-5-0		68		41		59		.53723 59		3		3	
DIV. I NON-CONF.		19-5-0		.79167 16		4-1-0		134		125		25		.56563 25		4		4	
TOTALS		RPI 1-25		RPI 26-50		W-L RECORDS		RPI 51-100		RPI 101-150		RPI 150+							
32-23-0		0-9-0		2-2-0		OVERALL		11-7-0		5-2-0		14-3-0							
22-10-0		0-3-0		2-1-0		HOME		5-3-0		2-0-0		13-3-0							
10-11-0		0-6-0		0-0-0		AWAY		6-4-0		3-1-0		1-0-0							
0-2-0		0-0-0		0-1-0		NEUTRAL		0-0-0		0-1-0		0-0-0							
19-5-0		0-0-0		0-0-0		NON-CONFERENCE		6-3-0		3-1-0		10-1-0							
14-3-0		0-0-0		0-0-0		HOME		3-2-0		2-0-0		9-1-0							
5-1-0		0-0-0		0-0-0		AWAY		3-1-0		1-0-0		1-0-0							
0-1-0		0-0-0		0-0-0		NEUTRAL		0-0-0		0-1-0		0-0-0							
13-18-0		0-9-0		2-2-0		CONFERENCE		5-4-0		2-1-0		4-2-0							
8-7-0		0-3-0		2-1-0		HOME		2-1-0		0-0-0		4-2-0							
5-10-0		0-6-0		0-0-0		AWAY		3-3-0		2-1-0		0-0-0							
0-1-0		0-0-0		0-1-0		NEUTRAL		0-0-0		0-0-0		0-0-0							
RPI S	Opponent	Score		RPI S	Opponent	Score		RPI S	Opponent	Score		RPI S	Opponent	Score					
10 A	Florida St.	2	8	36 H	Georgia Tech	0	1	55 A	Clemson	7	1	101 H	Davidson	7	5				
10 A	Florida St.	1	6	36 H	Georgia Tech	1	0	55 A	Clemson	1	6	103 N	UCLA	0	2				
10 A	Florida St.	8	9	36 H	Georgia Tech	7	1	55 A	Clemson	9	4	108 H	Michigan	3	0				
17 H	Miami (FL)	1	2	45 N	North Carolina	3	4	63 A	Campbell	9	2	144 A	Elon	12	7				
17 H	Miami (FL)	1	2					63 H	Campbell	0	9	145 A	Virginia Tech	6	5				
17 H	Miami (FL)	5	12					68 H	Canisius	0	3	145 A	Virginia Tech	9	4				
21 A	Maryland	2	5					68 H	Canisius	11	4	145 A	Virginia Tech	5	8				
21 A	Maryland	0	10					74 A	East Carolina	0	7	158 H	Boston College	5	1				
21 A	Maryland	4	7					74 H	East Carolina	3	2	158 H	Boston College	7	9				
								81 H	Wake Forest	5	8	158 H	Boston College	5	7				
								81 H	Wake Forest	10	2	169 H	Appalachian St.	3	1				
								81 H	Wake Forest	9	1	169 H	Appalachian St.	7	0				
								84 A	Duke	0	2	169 H	Appalachian St.	6	5				
								84 A	Duke	6	2	176 A	Stetson	6	1				
								84 A	Duke	10	11	179 H	Richmond	4	7				
								96 A	UNC Wilmington	11	2	180 H	Notre Dame	7	0				
								96 H	UNC Wilmington	10	2	180 H	Notre Dame	1	0				
								98 A	Radford	6	1	180 H	Notre Dame	5	3				
												191 H	Coastal Caro.	9	2				
												191 H	Coastal Caro.	8	4				
												191 H	Coastal Caro.	11	1				
												261 H	Youngstown St.	16	1				
												277 H	N.C. A&T	17	4				
												277 H	N.C. A&T	15	0				
				LAST 15 GAMES															
				45 N	North Carolina	3	4	81 H	Wake Forest	9	1								
				145 A	Virginia Tech	5	8	179 H	Richmond	4	7								
				145 A	Virginia Tech	9	4	191 H	Coastal Caro.	8	4								
				145 A	Virginia Tech	6	5												
				98 A	Radford	6	1												

Non-Div. I Games:

North Carolina St.

81 H Wake Forest	5	8
81 H Wake Forest	10	2

N  
o  
r  
t  
h  
C  
a  
r  
o  
l  
i  
n  
a  
S  
t  
.

N  
o  
r  
t  
h  
C  
a  
r  
o  
l  
i  
n  
a  
S  
t  
.

Average RPI Win: 194		WON-LOST	WINNING	LAST 15	STRENGTH OF		OPP. STRENGTH	TEAM	ADJ		CONF.	ADJ CONF.									
Average RPI Loss: 135		RECORD	PCT. RANK	GAMES	SCHEDULE		OF SCHEDULE	RPI	RPI		RPI	RPI									
DIV. I ONLY		37-18-0	.67273	30	11-4-0		214	218	60		.5363	60	20	20							
DIV. I NON-CONF.		14-12-0	.53846	118	0-1-0		226	219	123		.50859	123	18	18							
TOTALS		RPI 1-25	RPI 26-50		W-L RECORDS		RPI 51-100		RPI 101-150		RPI 150+										
37-18-0		1-3-0	1-2-0		OVERALL		0-2-0		10-2-0		25-9-0										
11-2-0		0-0-0	0-1-0		HOME		0-0-0		6-0-0		5-1-0										
16-11-0		1-3-0	1-1-0		AWAY		0-2-0		4-0-0		10-5-0										
10-5-0		0-0-0	0-0-0		NEUTRAL		0-0-0		0-2-0		10-3-0										
14-12-0		1-3-0	1-2-0		NON-CONFERENCE		0-2-0		1-1-0		11-4-0										
0-1-0		0-0-0	0-1-0		HOME		0-0-0		0-0-0		0-0-0										
5-8-0		1-3-0	1-0-		AWAY		0-2-0		1-0-0		2-2-0										
9-3-0		0-0-0	0-0-0		NEUTRAL		0-0-0		0-1-0		9-2-0										
23-6-0		0-0-0	0-0-0		CONFERENCE		0-0-0		9-1-0		14-5-0										
11-1-0		0-0-0	0-0-0		HOME		0-0-0		6-0-0		5-1-0										
11-3-0		0-0-0	0-0-0		AWAY		0-0-0		3-0-0		8-3-0										
1-2-0		0-0-0	0-0-0		NEUTRAL		0-0-0		0-1-0		1-1-0										
RPI	S	Opponent	Score		RPI	S	Opponent	Score		RPI	S	Opponent	Score								
9	A	Indiana	1	10	32	H	Indiana St.	7	9	63	A	Campbell	3	4	122	N	Iowa	6	16		
20	A	Kentucky	3	26	39	A	Liberty	0	13	63	A	Campbell	0	4	127	H	Kent St.	9	8		
20	A	Kentucky	10	8	39	A	Liberty	4	3						127	H	Kent St.	5	4		
20	A	Kentucky	1	24											127	H	Kent St.	16	5		
															127	N	Kent St.	3	4		
															128	A	Central Mich.	5	3		
															128	A	Central Mich.	9	0		
															128	A	Central Mich.	6	5		
															129	A	Ohio St.	8	6		
															140	H	Bowling Green	4	3		
															140	H	Bowling Green	9	5		
															140	H	Bowling Green	3	2		
															171	A	Buffalo	5	2		
															171	A	Buffalo	13	14		
															172	A	Akron	2	5		
															172	A	Akron	5	3		
															172	A	Akron	4	3		
															184	N	Morehead St.	7	5		
															188	A	Wofford	6	4		
															190	H	Western Mich.	3	7		
															190	H	Western Mich.	3	2		
															190	H	Western Mich.	7	6		
															190	N	Western Mich.	1	4		
															190	N	Western Mich.	5	3		
															200	A	Toledo	8	4		
															200	A	Toledo	15	4		
															200	A	Toledo	4	12		
LAST 15 GAMES				190 N Western Mich.				1	4	127 H Kent St.				5	4	190 N Western Mich.				1	4
				127 N Kent St.				3	4	127 H Kent St.				16	5	190 N Western Mich.				5	3
				190 N Western Mich.				5	3	32 H Indiana St.				7	9	200 A Toledo				8	4
				220 A Northern Ill.				10	2							200 A Toledo				15	4
				220 A Northern Ill.				4	1							200 A Toledo				4	12

Non-Div. I Games: Ind. Wesleyan 11 4 Indiana Tech 13 8

Ball St.



Ball St.

220 A Northern Ill.	4	3
127 H Kent St.	9	8

Through Games Of 6-25-14 (FINAL)

RPI	S	Opponent	Score	
216	N	Dayton	3	4
220	A	Northern Ill.	4	3
220	A	Northern Ill.	4	1
220	A	Northern Ill.	10	2
227	N	Northwestern	5	4
249	A	Butler	5	6
263	A	Northern Ky.	3	4
264	A	USC Upstate	7	4
265	H	Eastern Mich.	6	5
265	H	Eastern Mich.	7	3
265	H	Eastern Mich.	20	5
279	N	IPFW	3	1
279	N	IPFW	3	11
279	N	IPFW	9	2
279	N	IPFW	15	2
281	N	Milwaukee	3	1
285	N	Rider	4	1
285	N	Rider	5	4
300	N	Mississippi Val.	12	1

Ball St.

B  
a  
l  
l  
S  
t  
.

B  
a  
l  
l  
S  
t  
.

Average RPI Win:		127	WON-LOST RECORD		WINNING PCT. RANK	LAST 15 GAMES	STRENGTH OF SCHEDULE		OPP. STRENGTH OF SCHEDULE	TEAM RPI	ADJ RPI	CONF. RPI	ADJ CONF. RPI								
DIV. I ONLY			29-24-0		.54717	109	8-7-0		32	43	61	.53629	61	4	4						
DIV. I NON-CONF.			13-9-0		.59091	82	1-2-0		23	109	55	.54044	55	3	3						
TOTALS		RPI 1-25		RPI 26-50		W-L RECORDS		RPI 51-100		RPI 101-150		RPI 150+									
29-24-0		3-10-0		6-7-0		OVERALL		1-2-0		7-4-0		12-1-0									
20-13-0		3-8-0		2-0-0		HOME		1-2-0		2-2-0		12-1-0									
9-11-0		0-2-0		4-7-0		AWAY		0-0-0		5-2-0		0-0-0									
0-0-0		0-0-0		0-0-0		NEUTRAL		0-0-0		0-0-0		0-0-0									
13-9-0		1-6-0		2-2-0		NON-CONFERENCE		0-0-0		3-1-0		7-0-0									
12-5-0		1-4-0		2-0-0		HOME		0-0-0		2-1-0		7-0-0									
1-4-0		0-2-0		0-0-		AWAY		0-0-0		1-0-0		0-0-0									
0-0-0		0-0-0		0-0-0		NEUTRAL		0-0-0		0-0-0		0-0-0									
16-15-0		2-4-0		4-5-0		CONFERENCE		1-2-0		4-3-0		5-1-0									
8-8-0		2-4-0		0-0-0		HOME		1-2-0		0-1-0		5-1-0									
8-7-0		0-0-0		4-5-0		AWAY		0-0-0		4-2-0		0-0-0									
0-0-0		0-0-0		0-0-0		NEUTRAL		0-0-0		0-0-0		0-0-0									
RPI	S	Opponent		Score		RPI	S	Opponent		Score		RPI	S	Opponent		Score					
5	H	Houston		1	6	26	A	Oregon		2	7	57	H	California		2	1				
13	H	Oregon St.		0	2	26	A	Oregon		2	7	57	H	California		1	4				
13	H	Oregon St.		4	2	26	A	Oregon		3	2	57	H	California		4	11				
13	H	Oregon St.		3	1	27	A	Stanford		2	6										
16	H	Cal Poly		16	0	27	A	Stanford		6	3										
16	H	Cal Poly		1	5	27	A	Stanford		4	3										
22	A	Pepperdine		3	4	30	A	Long Beach St.		1	2										
22	H	Pepperdine		4	10	30	H	Long Beach St.		4	3										
23	A	UC Irvine		4	6	46	A	Arizona St.		8	7										
23	H	UC Irvine		2	6	46	A	Arizona St.		3	5										
25	H	Washington		3	8	46	A	Arizona St.		9	10										
25	H	Washington		2	8	48	A	Cal St. Fullerton		3	17										
25	H	Washington		4	19	48	H	Cal St. Fullerton		6	1										
						LAST 15 GAMES															
						13 H Oregon St.						3	1	57 H California						2	1
						13 H Oregon St.						0	2	134 A Washington St.						7	1
						13 H Oregon St.						4	2	134 A Washington St.						3	4
						48 A Cal St. Fullerton						3	17								
						141 H Grand Canyon						6	3								

57 H California	1	4
57 H California	4	11

S  
o  
u  
t  
h  
e  
r  
n  
C  
a  
l  
i  
f  
o  
r  
n  
i  
a

S  
o  
u  
t  
h  
e  
r  
n  
C  
a  
l  
i  
f  
o  
r  
n  
i  
a

Average RPI Win:	172	WON-LOST RECORD	WINNING PCT. RANK	LAST 15 GAMES	STRENGTH OF SCHEDULE	OPP. STRENGTH OF SCHEDULE	TEAM RPI	ADJ RPI	CONF. RPI	ADJ CONF. RPI					
DIV. I ONLY		33-22-0	.6	72	9-6-0	75	171	62	.53607	62	16	16			
DIV. I NON-CONF.		12-11-0	.52174	130	0-2-0	91	154	97	.51808	97	19	19			
<hr/>															
TOTALS	RPI 1-25	RPI 26-50		W-L RECORDS		RPI 51-100		RPI 101-150		RPI 150+					
33-22-0	0-0-0	1-6-0		OVERALL		7-10-0		5-4-0		20-2-0					
18-8-0	0-0-0	0-0-0		HOME		4-3-0		4-3-0		10-2-0					
12-11-0	0-0-0	0-6-0		AWAY		2-4-0		1-1-0		9-0-0					
3-3-0	0-0-0	1-0-0		NEUTRAL		1-3-0		0-0-0		1-0-0					
<hr/>															
12-11-0	0-0-0	0-3-0		NON-CONFERENCE		3-5-0		4-2-0		5-1-0					
8-3-0	0-0-0	0-0-0		HOME		3-1-0		3-1-0		2-1-0					
4-7-0	0-0-0	0-0-		AWAY		0-3-0		1-1-0		3-0-0					
0-1-0	0-0-0	0-0-0		NEUTRAL		0-1-0		0-0-0		0-0-0					
<hr/>															
21-11-0	0-0-0	1-3-0		CONFERENCE		4-5-0		1-2-0		15-1-0					
10-5-0	0-0-0	0-0-0		HOME		1-2-0		1-2-0		8-1-0					
8-4-0	0-0-0	0-3-0		AWAY		2-1-0		0-0-0		6-0-0					
3-2-0	0-0-0	1-0-0		NEUTRAL		1-2-0		0-0-0		1-0-0					
<hr/>															
RPI	S	Opponent	Score	RPI	S	Opponent	Score	RPI	S	Opponent	Score				
				39	A	Liberty	4 6	55	A	Clemson	0 1	123	H	VMI	2 4
				39	A	Liberty	1 4	63	A	Campbell	10 2	123	H	VMI	3 4
				39	A	Liberty	1 8	63	A	Campbell	8 6	123	H	VMI	2 1
				39	N	Liberty	9 0	63	A	Campbell	5 8	140	H	Bowling Green	4 7
				47	A	Mercer	3 4	63	N	Campbell	1 2	140	H	Bowling Green	11 2
				47	A	Mercer	4 5	63	N	Campbell	1 3	140	H	Bowling Green	4 2
				47	A	Mercer	2 5	70	H	William & Mary	9 8	144	A	Elon	5 12
								70	H	William & Mary	2 4	144	A	Elon	6 2
								70	H	William & Mary	6 3	144	H	Elon	2 1
								74	A	East Carolina	4 7	168	H	Charlotte	4 3
								81	A	Wake Forest	6 10	169	A	Appalachian St.	6 5
								81	H	Wake Forest	5 1	191	H	Coastal Caro.	11 8
								94	N	Saint Joseph's	1 4	191	H	Coastal Caro.	3 0
								98	H	Radford	10 8	191	H	Coastal Caro.	0 1
								98	H	Radford	1 3	199	H	Winthrop	6 0
								98	H	Radford	3 8	199	H	Winthrop	4 2
								98	N	Radford	3 2	199	H	Winthrop	7 4
												208	A	UNC Greensboro	7 4
												209	A	Charleston So.	10 9
												209	A	Charleston So.	6 4
												209	A	Charleston So.	6 1
												213	N	Gardner-Webb	2 1
												226	A	Longwood	6 4
												226	A	Longwood	3 0
												226	A	Longwood	4 3
												271	H	UNC Asheville	9 2
												271	H	UNC Asheville	5 4
<hr/>															
				LAST 15 GAMES											
				63	N	Campbell	1 2	74	A	East Carolina	4 7				
				63	N	Campbell	1 3	226	A	Longwood	4 3				
				39	N	Liberty	9 0	226	A	Longwood	6 4				
				98	N	Radford	3 2								
				271	H	UNC Asheville	5 4								

Non-Div. I Games:

High Point

271	H	UNC Asheville	9	2
271	H	UNC Asheville	9	2

RPI	S	Opponent	Score	
271	H	UNC Asheville	9	2
277	A	N.C. A&T	25	3
277	H	N.C. A&T	6	7
286	H	N.C. Central	16	3

High Point

H  
i  
g  
h  
P  
o  
i  
n  
t

H  
i  
g  
h  
P  
o  
i  
n  
t

Average RPI Win: 175		WON-LOST RECORD		WINNING PCT. RANK		LAST 15 GAMES		STRENGTH OF SCHEDULE		OPP. STRENGTH OF SCHEDULE		TEAM RPI		ADJ RPI		CONF. RPI		ADJ CONF. RPI		
DIV. I ONLY		41-21-0		.66129 35		10-5-0		157		137		63		.53526 63		16		16		
DIV. I NON-CONF.		18-12-0		.6 72		1-3-0		166		104		113		.51274 113		19		19		
TOTALS		RPI 1-25		RPI 26-50		W-L RECORDS		RPI 51-100		RPI 101-150		RPI 150+								
41-21-0		0-2-0		2-3-0		OVERALL		8-10-0		7-1-0		24-5-0								
22-9-0		0-0-0		0-0-0		HOME		4-6-0		2-0-0		16-3-0								
11-11-0		0-2-0		1-3-0		AWAY		2-4-0		4-1-0		4-1-0								
8-1-0		0-0-0		1-0-0		NEUTRAL		2-0-0		1-0-0		4-1-0								
18-12-0		0-2-0		1-1-0		NON-CONFERENCE		4-6-0		4-1-0		9-2-0								
13-6-0		0-0-0		0-0-0		HOME		3-4-0		2-0-0		8-2-0								
2-6-0		0-2-0		0-0-		AWAY		1-2-0		1-1-0		0-0-0								
3-0-0		0-0-0		1-0-0		NEUTRAL		0-0-0		1-0-0		1-0-0								
23-9-0		0-0-0		1-2-0		CONFERENCE		4-4-0		3-0-0		15-3-0								
9-3-0		0-0-0		0-0-0		HOME		1-2-0		0-0-0		8-1-0								
9-5-0		0-0-0		1-2-0		AWAY		1-2-0		3-0-0		4-1-0								
5-1-0		0-0-0		0-0-0		NEUTRAL		2-0-0		0-0-0		3-1-0								
RPI S	Opponent		Score		RPI S	Opponent		Score		RPI S	Opponent		Score		RPI S	Opponent		Score		
15 A	South Carolina		0	9	39 A	Liberty		1	17	59 A	North Carolina St.		9	0	123 A	VMI		7	6	
15 A	South Carolina		2	5	39 A	Liberty		1	5	59 H	North Carolina St.		2	9	123 A	VMI		3	2	
					39 A	Liberty		6	5	60 H	Ball St.		4	0	123 A	VMI		6	2	
					43 N	Old Dominion		4	1	60 H	Ball St.		4	3	136 H	Towson		5	4	
					45 A	North Carolina		0	5	62 H	High Point		2	10	139 N	Missouri		6	3	
										62 H	High Point		8	5	144 A	Elon		1	2	
										62 H	High Point		6	8	145 A	Virginia Tech		14	9	
										62 N	High Point		3	1	148 H	Army		6	5	
										62 N	High Point		2	1	161 H	Delaware		2	6	
										70 H	William & Mary		6	7	161 H	Delaware		9	2	
										70 H	William & Mary		2	1	169 N	Appalachian St.		8	4	
										70 H	William & Mary		7	19	191 A	Coastal Caro.		7	4	
										74 A	East Carolina		3	8	191 A	Coastal Caro.		7	10	
										96 A	UNC Wilmington		0	3	191 N	Coastal Caro.		2	9	
										96 H	UNC Wilmington		0	3	191 N	Coastal Caro.		15	11	
										98 A	Radford		5	4	199 N	Winthrop		9	1	
										98 A	Radford		3	10	209 N	Charleston So.		6	2	
										98 A	Radford		4	5	213 H	Gardner-Webb		7	2	
															213 H	Gardner-Webb		5	2	
															213 H	Gardner-Webb		5	6	
															226 A	Longwood		3	0	
															226 A	Longwood		7	3	
															226 A	Longwood		4	1	
															239 H	Presbyterian		4	1	
															239 H	Presbyterian		4	0	
															239 H	Presbyterian		10	1	
															247 H	La Salle		10	6	
				LAST 15 GAMES																
				15 A	South Carolina		0	9	209 N	Charleston So.		6	2	226 A	Longwood		4	1		
				43 N	Old Dominion		4	1	191 N	Coastal Caro.		2	9	239 H	Presbyterian		4	1		
				15 A	South Carolina		2	5	191 A	Coastal Caro.		7	10	239 H	Presbyterian		4	0		
				199 N	Winthrop		9	1						239 H	Presbyterian		10	1		
				62 N	High Point		2	1						247 H	La Salle		10	6		

Non-Div. I Games:

Campbell

62 N High Point	3	1
191 N Coastal Caro.	15	11

RPI	S	Opponent	Score	
247	H	La Salle	9	2
247	H	La Salle	9	4
271	H	UNC Asheville	9	3
271	H	UNC Asheville	7	1
271	H	UNC Asheville	3	0
274	H	Albany (NY)	3	6
276	H	Manhattan	12	2
276	H	Manhattan	7	4
277	H	N.C. A&T	4	1
284	H	Iona	6	0

Campbell

C  
a  
m  
p  
b  
e  
l  
l

C  
a  
m  
p  
b  
e  
l  
l

Average RPI Win:		135	WON-LOST RECORD		WINNING PCT. RANK	LAST 15 GAMES	STRENGTH OF SCHEDULE		OPP. STRENGTH OF SCHEDULE	TEAM RPI	ADJ RPI	CONF. RPI	ADJ CONF. RPI				
Average RPI Loss:		92															
DIV. I ONLY			35-25-0		.58333	82	9-6-0		107	39	64	.53448	64	8	8		
DIV. I NON-CONF.			13-12-0		.52	133	1-0-0		127	7	102	.51694	102	10	10		
TOTALS		RPI 1-25		RPI 26-50		W-L RECORDS		RPI 51-100		RPI 101-150		RPI 150+					
35-25-0		5-7-0		0-1-0		OVERALL		10-5-0		5-8-0		15-4-0					
15-10-0		2-5-0		0-0-0		HOME		4-2-0		2-1-0		7-2-0					
15-9-0		2-0-0		0-0-0		AWAY		4-2-0		2-5-0		7-2-0					
5-6-0		1-2-0		0-1-0		NEUTRAL		2-1-0		1-2-0		1-0-0					
13-12-0		4-5-0		0-1-0		NON-CONFERENCE		0-0-0		1-4-0		8-2-0					
5-5-0		1-3-0		0-0-0		HOME		0-0-0		0-0-0		4-2-0					
6-3-0		2-0-0		0-0-		AWAY		0-0-0		1-3-0		3-0-0					
2-4-0		1-2-0		0-1-0		NEUTRAL		0-0-0		0-1-0		1-0-0					
22-13-0		1-2-0		0-0-0		CONFERENCE		10-5-0		4-4-0		7-2-0					
10-5-0		1-2-0		0-0-0		HOME		4-2-0		2-1-0		3-0-0					
9-6-0		0-0-0		0-0-0		AWAY		4-2-0		1-2-0		4-2-0					
3-2-0		0-0-0		0-0-0		NEUTRAL		2-1-0		1-1-0		0-0-0					
RPI	S	Opponent		Score		RPI	S	Opponent		Score		RPI	S	Opponent		Score	
4	A	Ole Miss		7	6	28	N	Mississippi St.		3	4	74	H	East Carolina		6	4
4	N	Ole Miss		5	3							102	H	UTSA		1	4
6	H	La.-Lafayette		5	8							74	H	East Carolina		2	1
6	H	La.-Lafayette		5	9							74	H	East Carolina		5	7
6	H	La.-Lafayette		2	6							74	N	East Carolina		3	1
8	N	Florida		2	4							74	N	East Carolina		8	9
11	N	LSU		5	13							74	N	East Carolina		8	9
14	H	Rice		0	5							78	A	UAB		8	7
14	H	Rice		2	3							78	A	UAB		8	7
14	H	Rice		8	6							78	A	UAB		3	2
24	A	Alabama		6	3							78	A	UAB		5	6
24	H	Alabama		2	1							78	N	UAB		4	3
												90	H	Middle Tenn.		7	0
												90	H	Middle Tenn.		7	0
												90	H	Middle Tenn.		1	13
												90	H	Middle Tenn.		7	6
												99	A	Fla. Atlantic		1	3
												99	A	Fla. Atlantic		1	3
												99	A	Fla. Atlantic		5	2
												99	A	Fla. Atlantic		2	0
												153	A	South Ala.		5	2
												153	H	South Ala.		3	1
												156	A	La.-Monroe		1	5
												156	A	La.-Monroe		14	2
												156	H	La.-Monroe		18	2
												168	A	Charlotte		0	8
												168	A	Charlotte		5	2
												168	A	Charlotte		7	2
												193	H	Troy		0	5
												193	H	Troy		0	5
												193	H	Troy		7	6
												193	H	Troy		3	1
												229	A	Marshall		3	1
												229	A	Marshall		3	1
												229	A	Marshall		9	5
												229	A	Marshall		3	5
												243	H	Louisiana Tech		3	5
												243	H	Louisiana Tech		1	0
				LAST 15 GAMES													
				102 N UTSA				168 A Charlotte				193 H Troy					
				102 N UTSA				74 H East Carolina				229 A Marshall					
				74 N East Carolina				74 H East Carolina				229 A Marshall					
				78 N UAB								229 A Marshall					
				74 N East Carolina								243 H Louisiana Tech					

Non-Div. I Games:

Southern Miss.



168	A	Charlotte	5	2
168	A	Charlotte	7	2

RPI	S	Opponent	Score	
243	H	Louisiana Tech	2	0
243	H	Louisiana Tech	8	3
278	A	New Orleans	9	7
291	H	Alcorn	8	4
292	N	Chicago St.	11	8

Southern Miss.

S  
o  
u  
t  
h  
e  
r  
n  
M  
i  
s  
s  
.

S  
o  
u  
t  
h  
e  
r  
n  
M  
i  
s  
s  
.

Average RPI Win:		141	WON-LOST RECORD		WINNING PCT. RANK	LAST 15 GAMES		STRENGTH OF SCHEDULE		OPP. STRENGTH OF SCHEDULE	TEAM RPI	ADJ RPI	CONF. RPI	ADJ CONF. RPI			
Average RPI Loss:		103															
DIV. I ONLY			33-20-0		.62264	55	8-6-0		134	81	65	.53341	65	14	14		
DIV. I NON-CONF.			17-9-0		.65385	45	3-2-0		44	20	31	.56222	31	12	12		
TOTALS		RPI 1-25		RPI 26-50		W-L RECORDS		RPI 51-100		RPI 101-150		RPI 150+					
33-20-0		4-4-0		4-3-0		OVERALL		6-2-0		5-6-0		14-5-0					
19-10-0		0-1-0		3-0-0		HOME		5-2-0		4-4-0		7-3-0					
14-10-0		4-3-0		1-3-0		AWAY		1-0-0		1-2-0		7-2-0					
0-0-0		0-0-0		0-0-0		NEUTRAL		0-0-0		0-0-0		0-0-0					
17-9-0		3-2-0		4-3-0		NON-CONFERENCE		6-2-0		0-2-0		4-0-0					
12-5-0		0-1-0		3-0-0		HOME		5-2-0		0-2-0		4-0-0					
5-4-0		3-1-0		1-0-		AWAY		1-0-0		0-0-0		0-0-0					
0-0-0		0-0-0		0-0-0		NEUTRAL		0-0-0		0-0-0		0-0-0					
16-11-0		1-2-0		0-0-0		CONFERENCE		0-0-0		5-4-0		10-5-0					
7-5-0		0-0-0		0-0-0		HOME		0-0-0		4-2-0		3-3-0					
9-6-0		1-2-0		0-0-0		AWAY		0-0-0		1-2-0		7-2-0					
0-0-0		0-0-0		0-0-0		NEUTRAL		0-0-0		0-0-0		0-0-0					
RPI	S	Opponent		Score		RPI	S	Opponent		Score		RPI	S	Opponent		Score	
19	A	Oklahoma St.		5	6	26	A	Oregon		3	4	57	H	California		2	5
19	A	Oklahoma St.		10	6	30	A	Long Beach St.		1	6	69	H	New Mexico		6	4
19	A	Oklahoma St.		7	0	30	H	Long Beach St.		4	3	69	H	New Mexico		2	3
22	A	Pepperdine		0	3	40	A	San Diego St.		5	8	69	H	New Mexico		17	2
22	A	Pepperdine		3	6	40	H	San Diego St.		7	1	75	H	Baylor		8	0
22	A	Pepperdine		5	4	48	A	Cal St. Fullerton		6	5	83	A	UC Riverside		13	8
23	A	UC Irvine		6	3	48	H	Cal St. Fullerton		5	3	83	H	UC Riverside		7	6
23	H	UC Irvine		11	16							96	H	UNC Wilmington		5	2

Non-Div. I Games: San Diego Christian 9 6

San Diego

260 H St. Mary's (CA)	14	9
260 H St. Mary's (CA)	4	3

RPI	S	Opponent	Score	
270	A	Portland	12	2
270	A	Portland	9	10
270	A	Portland	13	2

San Diego

S  
a  
n  
D  
i  
e  
g  
o

S  
a  
n  
D  
i  
e  
g  
o

## Creighton

## Through Games Of 6-25-14 (FINAL)

Average RPI Win:	168	WON-LOST	WINNING	LAST 15	STRENGTH OF	OPP. STRENGTH	TEAM	ADJ	CONF.	ADJ CONF.	
Average RPI Loss:	108	RECORD	PCT. RANK	GAMES	SCHEDULE	OF SCHEDULE	RPI	RPI	RPI	RPI	
DIV. I ONLY	32-17-1	.65	40	11-4-0	151	153	66	.53308	66	18	17
DIV. I NON-CONF.	16-12-1	.56897	96	1-0-0	201	71	130	.50506	130	21	21
<hr/>											
TOTALS	RPI 1-25	RPI 26-50		W-L RECORDS		RPI 51-100		RPI 101-150		RPI 150+	
32-17-1	0-0-0	0-4-0		OVERALL		5-3-0		11-5-0		16-5-1	
17-7-0	0-0-0	0-3-0		HOME		0-0-0		5-3-0		12-1-0	
11-8-1	0-0-0	0-1-0		AWAY		4-2-0		3-1-0		4-4-1	
4-2-0	0-0-0	0-0-0		NEUTRAL		1-1-0		3-1-0		0-0-0	
<hr/>											
16-12-1	0-0-0	0-4-0		NON-CONFERENCE		2-1-0		6-3-0		8-4-1	
9-6-0	0-0-0	0-3-0		HOME		0-0-0		3-2-0		6-1-0	
5-5-1	0-0-0	0-0-		AWAY		2-1-0		1-0-0		2-3-1	
2-1-0	0-0-0	0-0-0		NEUTRAL		0-0-0		2-1-0		0-0-0	
<hr/>											
16-5-0	0-0-0	0-0-0		CONFERENCE		3-2-0		5-2-0		8-1-0	
8-1-0	0-0-0	0-0-0		HOME		0-0-0		2-1-0		6-0-0	
6-3-0	0-0-0	0-0-0		AWAY		2-1-0		2-1-0		2-1-0	
2-1-0	0-0-0	0-0-0		NEUTRAL		1-1-0		1-0-0		0-0-0	
<hr/>											
RPI S	Opponent	Score	RPI S	Opponent	Score	RPI S	Opponent	Score	RPI S	Opponent	Score
			33 A	Nebraska	4 5	76 A	Arkansas St.	7 3	104 H	Kansas St.	2 8
			33 H	Nebraska	2 4	76 A	Arkansas St.	5 4	104 H	Kansas St.	4 3
			35 H	UNLV	1 3	76 A	Arkansas St.	2 6	104 H	Kansas St.	5 8
			44 H	Kansas	0 11	91 A	Xavier	4 9	105 H	Seton Hall	2 8
						91 A	Xavier	7 6	105 H	Seton Hall	4 3
						91 A	Xavier	7 2	105 H	Seton Hall	8 7
						91 N	Xavier	9 2	105 N	Seton Hall	2 1
						91 N	Xavier	0 5	107 A	St. John's (NY)	15 5
									107 A	St. John's (NY)	13 11
									107 A	St. John's (NY)	5 6
									109 A	Central Ark.	10 2
									112 H	Fresno St.	2 1
									112 H	Fresno St.	6 2
									118 N	Minnesota	11 4
									118 N	Minnesota	5 10
									118 N	Minnesota	8 0
									156 A	UALR	1 7
									156 A	UALR	4 7
									156 A	UALR	1 5
									166 H	Stephen F. Austin	10 8
									168 A	Charlotte	5 5
									168 A	Charlotte	7 6
									168 A	Charlotte	3 1
									177 H	Omaha	1 4
									232 H	Georgetown	16 5
									232 H	Georgetown	2 0
									232 H	Georgetown	13 4
<hr/>											
LAST 15 GAMES											
			91 N	Xavier	0 5	107 A	St. John's (NY)	15 5	168 A	Charlotte	7 6
			105 N	Seton Hall	2 1	107 A	St. John's (NY)	13 11	177 H	Omaha	1 4
			91 N	Xavier	9 2	107 A	St. John's (NY)	5 6	232 H	Georgetown	16 5
			91 A	Xavier	7 6				232 H	Georgetown	2 0
			91 A	Xavier	7 2				232 H	Georgetown	13 4

Non-Div. I Games:

Creighton

91	A	Xavier	4	9
166	H	Stephen F. Austin	10	8

RPI	S	Opponent	Score	
241	H	South Dakota St.	3	1
241	H	South Dakota St.	5	4
249	H	Butler	4	2
249	H	Butler	2	1
249	H	Butler	8	1
257	A	Villanova	3	6
257	A	Villanova	4	0
257	A	Villanova	12	6
272	H	North Dakota	4	3
272	H	North Dakota	6	2
272	H	North Dakota	8	6

Creighton

C  
r  
e  
i  
g  
h  
t  
o  
n

C  
r  
e  
i  
g  
h  
t  
o  
n

Average RPI Win: 175		WON-LOST RECORD		WINNING PCT. RANK		LAST 15 GAMES		STRENGTH OF SCHEDULE		OPP. STRENGTH OF SCHEDULE		TEAM RPI		ADJ RPI		CONF. RPI		ADJ CONF. RPI	
DIV. I ONLY		38-25-0		.60317 71		10-5-0		109		146		67		.53224 67		17		18	
DIV. I NON-CONF.		16-13-0		.55172 103		1-3-0		140		106		111		.51373 111		16		17	
TOTALS		RPI 1-25		RPI 26-50		W-L RECORDS		RPI 51-100		RPI 101-150		RPI 150+							
38-25-0		0-7-0		2-3-0		OVERALL		0-0-0		17-7-0		19-8-0							
20-10-0		0-4-0		0-0-0		HOME		0-0-0		7-2-0		13-4-0							
13-14-0		0-2-0		0-3-0		AWAY		0-0-0		7-5-0		6-4-0							
5-1-0		0-1-0		2-0-0		NEUTRAL		0-0-0		3-0-0		0-0-0							
16-13-0		0-7-0		1-0-0		NON-CONFERENCE		0-0-0		4-2-0		11-4-0							
10-5-0		0-4-0		0-0-0		HOME		0-0-0		3-1-0		7-0-0							
5-7-0		0-2-0		0-0-		AWAY		0-0-0		1-1-0		4-4-0							
1-1-0		0-1-0		1-0-0		NEUTRAL		0-0-0		0-0-0		0-0-0							
22-12-0		0-0-0		1-3-0		CONFERENCE		0-0-0		13-5-0		8-4-0							
10-5-0		0-0-0		0-0-0		HOME		0-0-0		4-1-0		6-4-0							
8-7-0		0-0-0		0-3-0		AWAY		0-0-0		6-4-0		2-0-0							
4-0-0		0-0-0		1-0-0		NEUTRAL		0-0-0		3-0-0		0-0-0							
RPI	S	Opponent		Score		RPI	S	Opponent		Score		RPI	S	Opponent		Score			
4	H	Ole Miss		1	2	34	A	Sam Houston St.		1	2	109	A	Central Ark.		7	4		
4	H	Ole Miss		3	8	34	A	Sam Houston St.		3	5	109	A	Central Ark.		0	3		
5	N	Houston		5	9	34	A	Sam Houston St.		1	4	109	A	Central Ark.		6	0		
6	A	La.-Lafayette		8	10	34	N	Sam Houston St.		1	0	109	N	Central Ark.		9	4		
6	H	La.-Lafayette		5	6	49	N	Bryant		2	1	114	A	A&M-Corpus Christi		5	3		
11	A	LSU		4	8							114	A	A&M-Corpus Christi		4	2		
11	H	LSU		3	7							114	A	A&M-Corpus Christi		3	11		
												117	H	Northwestern St.		12	4		
												117	H	Northwestern St.		9	8		
												117	H	Northwestern St.		2	4		
												117	N	Northwestern St.		7	3		
												117	N	Northwestern St.		5	3		
												120	H	Sacred Heart		0	2		
												120	H	Sacred Heart		6	2		
												120	H	Sacred Heart		2	1		
												133	A	Nicholls St.		3	5		
												133	H	Nicholls St.		4	2		
												133	H	Nicholls St.		15	0		
												138	A	McNeese St.		10	2		
												138	A	McNeese St.		13	3		
												138	A	McNeese St.		3	5		
												146	A	Tulane		6	3		
												146	A	Tulane		2	3		
												146	H	Tulane		5	1		
												153	A	South Ala.		5	0		
												153	H	South Ala.		9	3		
												156	A	La.-Monroe		13	4		
				LAST 15 GAMES															

Non-Div. I Games:

Southeastern La.

34 N Sam Houston St.	1	0
117 N Northwestern St.	5	3

RPI	S	Opponent	Score	
156	A	La.-Monroe	5	6
156	A	La.-Monroe	2	3
160	H	Lamar	7	6
160	H	Lamar	3	5
160	H	Lamar	4	2
201	H	Houston Baptist	1	7
201	H	Houston Baptist	0	6
201	H	Houston Baptist	13	6
243	A	Louisiana Tech	1	2
243	A	Louisiana Tech	4	2
243	A	Louisiana Tech	15	6
251	A	Jackson St.	6	12
251	H	Jackson St.	3	2
268	H	George Washington	14	9
268	H	George Washington	9	3
268	H	George Washington	6	1
269	H	Incarnate Word	3	5
269	H	Incarnate Word	5	4
269	H	Incarnate Word	3	0
278	A	New Orleans	5	3
278	A	New Orleans	10	3
278	H	New Orleans	2	1
291	H	Alcorn	20	4
299	H	Grambling	13	0

S  
o  
u  
t  
h  
e  
a  
s  
t  
e  
r  
n  
L  
a  
.

S  
o  
u  
t  
h  
e  
a  
s  
t  
e  
r  
n  
L  
a  
.

Average RPI Win: Average RPI Loss:	217 153	WON-LOST RECORD	WINNING PCT. RANK	LAST 15 GAMES		STRENGTH OF SCHEDULE	OPP. STRENGTH OF SCHEDULE	TEAM RPI	ADJ. RPI	CONF. RPI	ADJ CONF. RPI
DIV. I ONLY		40-16-0	.71429    14	13-2-0		243	253	68	.53218    68	29	29
DIV. I NON-CONF.		17-10-0	.62963    57	0-0-0		161	220	49	.54395    49	27	27
TOTALS	RPI 1-25		RPI 26-50	W-L RECORDS		RPI 51-100		RPI 101-150		RPI 150+	
40-16-0	0-0-0		2-1-0	OVERALL		1-1-0		2-4-0		35-10-0	
16-4-0	0-0-0		2-1-0	HOME		0-0-0		0-0-0		14-3-0	
22-9-0	0-0-0		0-0-0	AWAY		1-1-0		1-3-0		20-5-0	
2-3-0	0-0-0		0-0-0	NEUTRAL		0-0-0		1-1-0		1-2-0	
17-10-0	0-0-0		2-1-0	NON-CONFERENCE		1-1-0		0-2-0		14-6-0	
5-2-0	0-0-0		2-1-0	HOME		0-0-0		0-0-0		3-1-0	
12-7-0	0-0-0		0-0-	AWAY		1-1-0		0-1-0		11-5-0	
0-1-0	0-0-0		0-0-0	NEUTRAL		0-0-0		0-1-0		0-0-0	
23-6-0	0-0-0		0-0-0	CONFERENCE		0-0-0		2-2-0		21-4-0	
11-2-0	0-0-0		0-0-0	HOME		0-0-0		0-0-0		11-2-0	
10-2-0	0-0-0		0-0-0	AWAY		0-0-0		1-2-0		9-0-0	
2-2-0	0-0-0		0-0-0	NEUTRAL		0-0-0		1-0-0		1-2-0	
RPI     S	Opponent	Score	RPI     S	Opponent	Score	RPI     S	Opponent	Score	RPI     S	Opponent	Score
			32 H Indiana St.		3    1	59 A North Carolina St.		4    11	111 A Miami (OH)		11    20
			32 H Indiana St.		4    8	59 A North Carolina St.		3    0	111 N Miami (OH)		4    7
			32 H Indiana St.		5    4				150 A Fairfield		3    4
									150 A Fairfield		4    2
									150 A Fairfield		3    4
									150 N Fairfield		6    2
									168 A Charlotte		10    1
									168 A Charlotte		3    4
									168 A Charlotte		0    6
									171 A Buffalo		15    3
									171 A Buffalo		2    1
									171 H Buffalo		12    11
									171 H Buffalo		12    11
									172 A Akron		1    2
									172 H Akron		5    8
									182 H Siena		9    3
									182 H Siena		3    6
									182 H Siena		1    3
									182 N Siena		5    6
									182 N Siena		1    5
									187 A East Tenn. St.		9    2
									187 A East Tenn. St.		13    6
									187 A East Tenn. St.		2    0
			182 N Siena		1    5	258 H Niagara		13    4	203 H Monmouth		9    2
			182 N Siena		5    6	258 A Niagara		15    5	203 H Monmouth		15    4
			150 N Fairfield		6    2	258 A Niagara		5    4	203 H Monmouth		16    4
			238 N Quinnipiac		10    1				216 A Dayton		3    5
			203 H Monmouth		9    2						

**Non-Div. I Games:**

Canisius



203 H Monmouth	16	4
203 H Monmouth	15	4

RPI	S	Opponent	Score	
216	A	Dayton	4	9
238	A	Quinnipiac	4	2
238	A	Quinnipiac	5	0
238	A	Quinnipiac	7	5
238	N	Quinnipiac	10	1
255	A	Norfolk St.	9	1
255	A	Norfolk St.	17	5
255	A	Norfolk St.	12	1
255	A	Norfolk St.	7	5
258	A	Niagara	8	1
258	A	Niagara	5	4
258	A	Niagara	15	5
258	H	Niagara	13	4
261	H	Youngstown St.	7	6
267	A	Marist	8	1
267	A	Marist	8	1
267	A	Marist	7	3
276	H	Manhattan	10	6
276	H	Manhattan	10	0
276	H	Manhattan	4	3
286	A	N.C. Central	15	7
288	H	Saint Peter's	9	8
288	H	Saint Peter's	11	4
288	H	Saint Peter's	9	3

Canisius

C  
a  
n  
i  
s  
i  
u  
s

C  
a  
n  
i  
s  
i  
u  
s

Average RPI Win:		154	WON-LOST RECORD		WINNING PCT. RANK	LAST 15 GAMES		STRENGTH OF SCHEDULE		OPP. STRENGTH OF SCHEDULE	TEAM RPI	ADJ RPI	CONF. RPI	ADJ CONF. RPI			
Average RPI Loss:		86															
DIV. I ONLY			37-20-1		.64655	44	6-9-0		181	71	69	.53153	69	9	9		
DIV. I NON-CONF.			17-8-1		.67308	37	0-1-0		211	62	69	.53152	68	9	9		
TOTALS		RPI 1-25		RPI 26-50		W-L RECORDS		RPI 51-100		RPI 101-150		RPI 150+					
37-20-1		1-2-0		6-8-0		OVERALL		3-3-0		9-3-0		18-4-1					
22-8-1		1-0-0		5-3-0		HOME		2-1-0		4-1-0		10-3-1					
15-9-0		0-1-0		1-4-0		AWAY		1-2-0		5-1-0		8-1-0					
0-3-0		0-1-0		0-1-0		NEUTRAL		0-0-0		0-1-0		0-0-0					
17-8-1		1-2-0		3-1-0		NON-CONFERENCE		3-3-0		1-1-0		9-1-1					
12-3-1		1-0-0		2-0-0		HOME		2-1-0		1-1-0		6-1-1					
5-4-0		0-1-0		1-0-		AWAY		1-2-0		0-0-0		3-0-0					
0-1-0		0-1-0		0-0-0		NEUTRAL		0-0-0		0-0-0		0-0-0					
20-12-0		0-0-0		3-7-0		CONFERENCE		0-0-0		8-2-0		9-3-0					
10-5-0		0-0-0		3-3-0		HOME		0-0-0		3-0-0		4-2-0					
10-5-0		0-0-0		0-3-0		AWAY		0-0-0		5-1-0		5-1-0					
0-2-0		0-0-0		0-1-0		NEUTRAL		0-0-0		0-1-0		0-0-0					
RPI	S	Opponent		Score		RPI	S	Opponent		Score		RPI	S	Opponent		Score	
12	A	Texas Tech		3	9	35	A	UNLV		2	11	65	A	San Diego		4	6
12	H	Texas Tech		4	3	35	A	UNLV		6	14	65	A	San Diego		3	2
12	N	Texas Tech		3	6	35	A	UNLV		2	14	65	A	San Diego		2	17
						35	H	UNLV		2	3	92	H	Jacksonville St.		5	3
						35	H	UNLV		5	4	92	H	Jacksonville St.		8	2
						35	H	UNLV		2	8	92	H	Jacksonville St.		2	9
						40	H	San Diego St.		13	5						
						40	H	San Diego St.		5	6						
						40	H	San Diego St.		6	1						
						40	N	San Diego St.		5	11						
						44	H	Kansas		6	3						
						44	H	Kansas		10	4						
						46	A	Arizona St.		7	1						
						46	A	Arizona St.		5	8						
						LAST 15 GAMES											
						131	N	Nevada		4	9	131	A	Nevada		5	4
						40	N	San Diego St.		5	11	164	H	Utah Valley		8	12
						223	H	Air Force		5	4	40	H	San Diego St.		13	5
						223	H	Air Force		1	3						
						223	H	Air Force		2	1						
												220	H	Northern Ill.		3	3
												220	H	Northern Ill.		12	0
												223	A	Air Force		0	5
												223	A	Air Force		13	8
												223	A	Air Force		5	3
												223	H	Air Force		5	4

Non-Div. I Games:

New Mexico

131	A	Nevada	6	5
131	A	Nevada	5	6

RPI	S	Opponent	Score	
223	H	Air Force	1	3
223	H	Air Force	2	1
262	A	New Mexico St.	14	4
262	H	New Mexico St.	17	7
297	H	Northern Colo.	17	1
297	H	Northern Colo.	12	3
297	H	Northern Colo.	8	1
297	H	Northern Colo.	5	2

New Mexico

N  
e  
w  
M  
e  
x  
i  
c  
o

N  
e  
w  
M  
e  
x  
i  
c  
o

Average RPI Win: 170		WON-LOST RECORD		WINNING PCT. RANK		LAST 15 GAMES		STRENGTH OF SCHEDULE		OPP. STRENGTH OF SCHEDULE		TEAM RPI		ADJ RPI		CONF. RPI		ADJ CONF. RPI	
DIV. I ONLY		34-22-0		.60714 65		8-7-0		114		169		70		.53112 70		13		13	
DIV. I NON-CONF.		17-15-0		.53125 126		1-3-0		142		215		129		.50548 129		13		13	
TOTALS		RPI 1-25		RPI 26-50		W-L RECORDS		RPI 51-100		RPI 101-150		RPI 150+							
34-22-0		0-2-0		1-5-0		OVERALL		7-4-0		7-2-0		19-9-0							
21-7-0		0-1-0		0-0-0		HOME		3-1-0		5-1-0		13-4-0							
11-13-0		0-1-0		1-3-0		AWAY		3-3-0		2-1-0		5-5-0							
2-2-0		0-0-0		0-2-0		NEUTRAL		1-0-0		0-0-0		1-0-0							
17-15-0		0-2-0		0-1-0		NON-CONFERENCE		4-3-0		4-2-0		9-7-0							
12-5-0		0-1-0		0-0-0		HOME		1-0-0		2-1-0		9-3-0							
5-10-0		0-1-0		0-0-		AWAY		3-3-0		2-1-0		0-4-0							
0-0-0		0-0-0		0-0-0		NEUTRAL		0-0-0		0-0-0		0-0-0							
17-7-0		0-0-0		1-4-0		CONFERENCE		3-1-0		3-0-0		10-2-0							
9-2-0		0-0-0		0-0-0		HOME		2-1-0		3-0-0		4-1-0							
6-3-0		0-0-0		1-2-0		AWAY		0-0-0		0-0-0		5-1-0							
2-2-0		0-0-0		0-2-0		NEUTRAL		1-0-0		0-0-0		1-0-0							
RPI	S	Opponent		Score		RPI	S	Opponent		Score		RPI	S	Opponent		Score			
1	A	Virginia		2	11	41	A	Col. of Charleston		2	5	62	A	High Point		3	6		
1	H	Virginia		2	17	41	A	Col. of Charleston		6	0	62	A	High Point		4	2		
						41	A	Col. of Charleston		2	3	62	A	High Point		8	9		
						41	N	Col. of Charleston		4	6	63	A	Campbell		7	6		
						41	N	Col. of Charleston		1	3	63	A	Campbell		1	2		
						43	A	Old Dominion		5	20	63	A	Campbell		19	7		
												96	H	UNC Wilmington		2	8		
												96	H	UNC Wilmington		14	2		
												96	H	UNC Wilmington		10	2		
												96	N	UNC Wilmington		12	6		
												98	H	Radford		7	6		
						</													

Non-Div. I Games:

William &amp; Mary

41	A	Col. of Charleston	2	5
41	A	Col. of Charleston	2	3

RPI	S	Opponent	Score	
228	H	Hofstra	7	0
246	H	Brown	15	16
246	H	Brown	16	4
252	H	UMBC	7	2
252	H	UMBC	15	6
252	H	UMBC	2	1
255	H	Norfolk St.	2	3
284	H	Iona	2	0
284	H	Iona	16	4
284	H	Iona	31	1

William & Mary

W  
i  
l  
l  
i  
a  
m  
&  
M  
a  
r  
y

W  
i  
l  
l  
i  
a  
m  
&  
M  
a  
r  
y

Average RPI Win: 158		WON-LOST RECORD	WINNING PCT. RANK	LAST 15 GAMES	STRENGTH OF SCHEDULE	OPP. STRENGTH OF SCHEDULE	TEAM RPI	ADJ RPI		CONF. RPI	ADJ CONF. RPI						
Average RPI Loss: 121																	
DIV. I ONLY		35-25-0	.58333	82	9-6-0	87	144	72	.52927	71	12	12					
DIV. I NON-CONF.		17-12-0	.58621	86	1-1-0	112	127	93	.51994	93	17	16					
<hr/>																	
TOTALS		RPI 1-25		RPI 26-50		W-L RECORDS		RPI 51-100		RPI 101-150		RPI 150+					
35-25-0		0-5-0		0-0-0		OVERALL		8-5-0		5-5-0		22-10-0					
20-11-0		0-1-0		0-0-0		HOME		4-2-0		3-3-0		13-5-0					
12-13-0		0-4-0		0-0-0		AWAY		4-2-0		1-2-0		7-5-0					
3-1-0		0-0-0		0-0-0		NEUTRAL		0-1-0		1-0-0		2-0-0					
17-12-0		0-5-0		0-0-0		NON-CONFERENCE		5-1-0		1-2-0		11-4-0					
13-6-0		0-1-0		0-0-0		HOME		3-0-0		1-2-0		9-3-0					
4-6-0		0-4-0		0-0-		AWAY		2-1-0		0-0-0		2-1-0					
0-0-0		0-0-0		0-0-0		NEUTRAL		0-0-0		0-0-0		0-0-0					
18-13-0		0-0-0		0-0-0		CONFERENCE		3-4-0		4-3-0		11-6-0					
7-5-0		0-0-0		0-0-0		HOME		1-2-0		2-1-0		4-2-0					
8-7-0		0-0-0		0-0-0		AWAY		2-1-0		1-2-0		5-4-0					
3-1-0		0-0-0		0-0-0		NEUTRAL		0-1-0		1-0-0		2-0-0					
RPI	S	Opponent	Score		RPI	S	Opponent	Score		RPI	S	Opponent	Score				
18	A	Louisville	2	18			54	H	Western Caro.	10	4	101	A	Davidson	2	7	
18	A	Louisville	2	4			54	H	Western Caro.	1	7	101	A	Davidson	9	10	
18	A	Louisville	10	20			54	H	Western Caro.	7	10	101	A	Davidson	6	5	
24	A	Alabama	1	12			73	A	Auburn	8	1	101	N	Davidson	7	3	
24	H	Alabama	5	9			73	H	Auburn	7	6	115	H	Memphis	6	11	
							78	A	UAB	3	4	115	H	Memphis	3	2	
							78	H	UAB	13	5	115	H	Memphis	3	8	
							86	A	Ga. Southern	2	4	144	H	Elon	13	8	
							86	A	Ga. Southern	7	2	144	H	Elon	9	8	
							86	A	Ga. Southern	7	2	144	H	Elon	5	7	
							86	N	Ga. Southern	3	4	156	H	La.-Monroe	9	6	
							92	A	Jacksonville St.	7	6	156	H	La.-Monroe	9	3	
							92	H	Jacksonville St.	5	2	156	H	La.-Monroe	6	5	
												167	A	Alabama St.	8	6	
												167	H	Alabama St.	7	23	
												169	H	Appalachian St.	3	6	
												169	H	Appalachian St.	5	2	
												169	H	Appalachian St.	16	10	
												178	H	Furman	9	11	
												178	H	Furman	13	5	
												178	H	Furman	9	5	
												188	A	Wofford	2	0	
												188	A	Wofford	5	6	
												188	A	Wofford	2	10	
												188	N	Wofford	12	3	
												188	N	Wofford	4	2	
												192	A	Citadel	5	3	
<hr/>																	
LAST 15 GAMES																	
			86	N	Ga. Southern	3	4	169	H	Appalachian St.	5	2	188	A	Wofford	5	6
			188	N	Wofford	12	3	169	H	Appalachian St.	3	6	188	A	Wofford	2	10
			101	N	Davidson	7	3	169	H	Appalachian St.	16	10	188	N	Wofford	12	3
			188	N	Wofford	4	2						188	N	Wofford	4	2
			188	A	Wofford	5	6										

Non-Div. I Games:

Samford

188	A	Wofford	2	10
188	A	Wofford	2	0

RPI	S	Opponent	Score	
192	A	Citadel	8	3
192	A	Citadel	2	4
193	A	Troy	11	9
193	H	Troy	6	2
206	H	Purdue	4	3
208	A	UNC Greensboro	14	7
208	A	UNC Greensboro	6	8
208	A	UNC Greensboro	16	3
210	H	Valparaiso	10	7
210	H	Valparaiso	5	6
210	H	Valparaiso	8	11
249	H	Butler	10	9
249	H	Butler	6	2
289	A	Alabama A&M	3	5
289	H	Alabama A&M	5	1

Samford

S  
a  
m  
f  
o  
r  
d

S  
a  
m  
f  
o  
r  
d

Average RPI Win:	200	WON-LOST	WINNING	LAST 15	STRENGTH OF	OPP. STRENGTH	TEAM	ADJ	CONF.	ADJ CONF.				
Average RPI Loss:	129	RECORD	PCT. RANK	GAMES	SCHEDULE	OF SCHEDULE	RPI	RPI	RPI	RPI				
DIV. I ONLY	36-20-0	.64286	45	8-7-0	218	191	74	.52879	72	21	21			
DIV. I NON-CONF.	12-11-0	.52174	130	3-2-0	195	160	108	.51416	108	22	22			
<hr/>														
TOTALS	RPI 1-25	RPI 26-50		W-L RECORDS		RPI 51-100		RPI 101-150		RPI 150+				
36-20-0	0-1-0	0-1-0		OVERALL		5-4-0		6-7-0		25-7-0				
14-5-0	0-0-0	0-0-0		HOME		1-0-0		3-1-0		10-4-0				
21-13-0	0-1-0	0-1-0		AWAY		4-3-0		2-5-0		15-3-0				
1-2-0	0-0-0	0-0-0		NEUTRAL		0-1-0		1-1-0		0-0-0				
<hr/>														
12-11-0	0-1-0	0-1-0		NON-CONFERENCE		3-2-0		1-4-0		8-3-0				
6-1-0	0-0-0	0-0-0		HOME		1-0-0		1-0-0		4-1-0				
6-10-0	0-1-0	0-0-		AWAY		2-2-0		0-4-0		4-2-0				
0-0-0	0-0-0	0-0-0		NEUTRAL		0-0-0		0-0-0		0-0-0				
<hr/>														
24-9-0	0-0-0	0-0-0		CONFERENCE		2-2-0		5-3-0		17-4-0				
8-4-0	0-0-0	0-0-0		HOME		0-0-0		2-1-0		6-3-0				
15-3-0	0-0-0	0-0-0		AWAY		2-1-0		2-1-0		11-1-0				
1-2-0	0-0-0	0-0-0		NEUTRAL		0-1-0		1-1-0		0-0-0				
<hr/>														
RPI	S	Opponent	Score		RPI	S	Opponent	Score		RPI	S	Opponent	Score	
2	A	Vanderbilt	4	10	28	A	Mississippi St.	2	3	76	A	Arkansas St.	3	8
					76	H	Arkansas St.	7	0	110	H	Missouri St.	6	5
					92	A	Jacksonville St.	11	6	115	A	Memphis	4	8
					92	A	Jacksonville St.	1	0	115	A	Memphis	2	3
					92	A	Jacksonville St.	3	5	115	A	Memphis	5	9
					92	N	Jacksonville St.	2	6	116	A	Tennessee Tech	12	8
					95	A	Oral Roberts	2	6	116	A	Tennessee Tech	9	8
					95	A	Oral Roberts	10	4	116	A	Tennessee Tech	10	21
					95	A	Oral Roberts	7	5	116	N	Tennessee Tech	2	9
					139	A	Missouri	5	6	116	N	Tennessee Tech	2	9
					149	H	Eastern Ill.	3	10	139	A	Missouri	5	6
					149	H	Eastern Ill.	11	7	149	H	Eastern Ill.	3	10
					149	H	Eastern Ill.	7	5	149	H	Eastern Ill.	11	7
					149	N	Eastern Ill.	8	6	149	H	Eastern Ill.	7	5
					151	A	Saint Louis	6	2	149	N	Eastern Ill.	8	6
					151	H	Saint Louis	8	11	151	A	Saint Louis	6	2
156	A	UALR	0	1	151	H	Saint Louis	8	11					
184	H	Morehead St.	1	6	156	A	UALR	0	1					
184	H	Morehead St.	8	9	184	H	Morehead St.	1	6					
184	H	Morehead St.	7	1	184	H	Morehead St.	8	9					
196	A	Belmont	6	3	184	H	Morehead St.	7	1					
196	A	Belmont	7	0	196	A	Belmont	6	3					
196	A	Belmont	11	1	196	A	Belmont	7	0					
202	A	Southern Ill.	2	5	196	A	Belmont	11	1					
202	H	Southern Ill.	5	4	202	A	Southern Ill.	2	5					
212	A	Eastern Ky.	9	4	202	H	Southern Ill.	5	4					
212	A	Eastern Ky.	13	11	212	A	Eastern Ky.	9	4					
212	A	Eastern Ky.	15	8	212	A	Eastern Ky.	13	11					

Non-Div. I Games: Harris-Stowe 6 4

Southeast Mo. St.



279	A	IPFW	6	3
2	A	Vanderbilt	4	10

RPI	S	Opponent	Score	
224	H	Murray St.	6	5
224	H	Murray St.	8	6
224	H	Murray St.	6	11
236	A	Austin Peay	19	7
236	A	Austin Peay	10	9
236	A	Austin Peay	4	22
245	H	SIUE	12	1
245	H	SIUE	8	7
245	H	SIUE	8	7
279	A	IPFW	6	3
279	A	IPFW	8	6
279	A	IPFW	9	7
279	H	IPFW	7	6
279	H	IPFW	18	0
279	H	IPFW	6	4
290	A	UT Martin	11	1
290	A	UT Martin	13	0
290	A	UT Martin	9	3

Average RPI Win: 117		WON-LOST RECORD		WINNING PCT. RANK		LAST 15 GAMES		STRENGTH OF SCHEDULE		OPP. STRENGTH OF SCHEDULE		TEAM RPI		ADJ RPI		CONF. RPI		ADJ CONF. RPI			
Average RPI Loss: 57																					
DIV. I ONLY		28-28-0		.5 140		6-9-0		19		35		75		.52873 73		1		1			
DIV. I NON-CONF.		18-7-0		.72 26		3-0-0		107		236		59		.53745 59		1		1			
TOTALS		RPI 1-25		RPI 26-50		W-L RECORDS		RPI 51-100		RPI 101-150		RPI 150+									
28-28-0		3-13-0		8-5-0		OVERALL		5-4-0		2-3-0		10-3-0									
19-16-0		1-5-0		5-4-0		HOME		2-2-0		1-2-0		10-3-0									
7-10-0		2-7-0		2-1-0		AWAY		3-2-0		0-0-0		0-0-0									
2-2-0		0-1-0		1-0-0		NEUTRAL		0-0-0		1-1-0		0-0-0									
18-7-0		0-0-0		4-0-0		NON-CONFERENCE		3-3-0		1-1-0		10-3-0									
15-5-0		0-0-0		3-0-0		HOME		2-2-0		0-0-0		10-3-0									
1-1-0		0-0-0		0-0-		AWAY		1-1-0		0-0-0		0-0-0									
2-1-0		0-0-0		1-0-0		NEUTRAL		0-0-0		1-1-0		0-0-0									
10-21-0		3-13-0		4-5-0		CONFERENCE		2-1-0		1-2-0		0-0-0									
4-11-0		1-5-0		2-4-0		HOME		0-0-0		1-2-0		0-0-0									
6-9-0		2-7-0		2-1-0		AWAY		2-1-0		0-0-0		0-0-0									
0-1-0		0-1-0		0-0-0		NEUTRAL		0-0-0		0-0-0		0-0-0									
RPI	S	Opponent		Score		RPI	S	Opponent		Score		RPI	S	Opponent		Score					
4	A	Ole Miss		1 5		28	H	Mississippi St.		1 12		52	A	Kennesaw St.		6 1		129	N	Ohio St.	0 1
4	A	Ole Miss		5 8		28	H	Mississippi St.		0 3		52	H	Kennesaw St.		10 5		132	N	UConn	7 3
4	A	Ole Miss		0 6		28	H	Mississippi St.		0 3		53	A	Tennessee		4 2		139	H	Missouri	7 3
11	H	LSU		3 11		29	A	Arkansas		2 1		53	A	Tennessee		3 2		139	H	Missouri	2 4
11	H	LSU		1 8		29	A	Arkansas		7 2		53	A	Tennessee		6 8		139	H	Missouri	3 4
11	H	LSU		0 10		29	A	Arkansas		3 4		57	H	California		0 5		153	H	South Ala.	6 1
15	H	South Carolina		3 4		31	H	Texas A&M		0 9		71	A	Samford		6 7		167	H	Alabama St.	3 9
15	H	South Carolina		4 2		31	H	Texas A&M		4 0		71	H	Samford		1 8		167	H	Alabama St.	6 5
15	H	South Carolina		2 3		31	H	Texas A&M		5 2		78	H	UAB		6 5		187	H	East Tenn. St.	2 3
20	A	Kentucky		3 6		32	N	Indiana St.		4 0								193	H	Troy	6 0
20	A	Kentucky		5 6		47	H	Mercer		4 1								197	H	Bethune-Cookman	9 1
20	A	Kentucky		8 1		47	H	Mercer		9 5								239	H	Presbyterian	12 5
24	A	Alabama		2 1		47	H	Mercer		6 5								239	H	Presbyterian	3 0
24	A	Alabama		1 4														239	H	Presbyterian	6 10
24	A	Alabama		3 4														280	H	Ark.-Pine Bluff	2 1
24	N	Alabama		3 4														289	H	Alabama A&M	7 3
																		298	H	Coppin St.	10 0
																		298	H	Coppin St.	13 2
LAST 15 GAMES																					
11	H	LSU		1 8		197	H	Bethune-Cookman		9 1											
11	H	LSU		3 11		28	H	Mississippi St.		1 12											
11	H	LSU		0 10		28	H	Mississippi St.		0 3											
78	H	UAB		6 5																	
20	A	Kentucky		5 6																	

Non-Div. I Games:

Auburn

20 A Kentucky	8	1
20 A Kentucky	3	6

A  
u  
b  
u  
r  
n

A  
u  
b  
u  
r  
n

East Carolina

Through Games Of 6-25-14 (FINAL)

Average RPI Win:	129	WON-LOST RECORD	WINNING PCT. RANK	LAST 15 GAMES	STRENGTH OF SCHEDULE	OPP. STRENGTH OF SCHEDULE	TEAM RPI	ADJ RPI	CONF. RPI	ADJ CONF. RPI					
DIV. I ONLY		33-26-0	.55932	103	7-8-0	73	55	76	.52851	74	8	8			
DIV. I NON-CONF.		16-9-0	.64	53	2-0-0	97	68	56	.5384	56	10	10			
<hr/>															
TOTALS	RPI 1-25	RPI 26-50		W-L RECORDS		RPI 51-100		RPI 101-150		RPI 150+					
33-26-0	2-4-0	3-3-0		OVERALL		10-12-0		6-3-0		12-4-0					
21-12-0	0-0-0	1-1-0		HOME		6-5-0		6-2-0		8-4-0					
11-11-0	2-4-0	2-2-0		AWAY		3-5-0		0-0-0		4-0-0					
1-3-0	0-0-0	0-0-0		NEUTRAL		1-2-0		0-1-0		0-0-0					
16-9-0	0-3-0	2-0-0		NON-CONFERENCE		4-4-0		2-0-0		8-2-0					
14-3-0	0-0-0	1-0-0		HOME		4-1-0		2-0-0		7-2-0					
2-5-0	0-3-0	1-0-		AWAY		0-2-0		0-0-0		1-0-0					
0-1-0	0-0-0	0-0-0		NEUTRAL		0-1-0		0-0-0		0-0-0					
17-17-0	2-1-0	1-3-0		CONFERENCE		6-8-0		4-3-0		4-2-0					
7-9-0	0-0-0	0-1-0		HOME		2-4-0		4-2-0		1-2-0					
9-6-0	2-1-0	1-2-0		AWAY		3-3-0		0-0-0		3-0-0					
1-2-0	0-0-0	0-0-0		NEUTRAL		1-1-0		0-1-0		0-0-0					
RPI	S	Opponent	Score	RPI	S	Opponent	Score	RPI	S	Opponent	Score	RPI	S	Opponent	Score
1	A	Virginia	2 3	43	A	Old Dominion	3 7	59	A	North Carolina St.	2 3	102	H	UTSA	3 2
1	A	Virginia	0 4	43	A	Old Dominion	5 9	59	H	North Carolina St.	7 0	102	H	UTSA	3 2
1	A	Virginia	2 6	43	A	Old Dominion	12 7	62	H	High Point	7 4	102	H	UTSA	1 2
14	A	Rice	3 2	43	H	Old Dominion	3 5	63	H	Campbell	8 3	102	N	UTSA	3 8
14	A	Rice	0 8	45	A	North Carolina	1 0	64	A	Southern Miss.	7 5	126	H	Western Ky.	2 1
14	A	Rice	2 1	45	H	North Carolina	3 2	64	A	Southern Miss.	4 6	129	H	Ohio St.	3 2
								64	A	Southern Miss.	1 2	146	H	Tulane	13 3
								64	N	Southern Miss.	9 8	146	H	Tulane	5 2
								64	N	Southern Miss.	1 3	146	H	Tulane	2 7
								81	N	Wake Forest	4 5	159	H	Pittsburgh	4 2
								85	A	VCU	0 3	168	A	Charlotte	5 3
								85	H	VCU	4 8	168	A	Charlotte	8 5
								88	H	FIU	1 2	168	A	Charlotte	5 2
								88	H	FIU	1 7	205	H	James Madison	4 2
								88	H	FIU	4 6	205	H	James Madison	2 5
								90	H	Middle Tenn.	5 1	205	H	James Madison	6 5
								90	H	Middle Tenn.	1 0	208	A	UNC Greensboro	4 3
								90	H	Middle Tenn.	1 6	208	H	UNC Greensboro	5 6
								96	H	UNC Wilmington	8 5	229	H	Marshall	2 5
								99	A	Fla. Atlantic	6 4	229	H	Marshall	1 0
												229	H	Marshall	8 9
												252	H	UMBC	6 0
												252	H	UMBC	13 3
												252	H	UMBC	2 1
												286	H	N.C. Central	12 5
<hr/>															
				LAST 15 GAMES											
				64 N Southern Miss.				1 3							
				102 N UTSA				3 8							
				64 N Southern Miss.				9 8							
				102 H UTSA				3 2							
				102 H UTSA				3 2							

Non-Div. I Games:

East Carolina

	RPI	S	Opponent	Score
102 H UTSA	1	2	99 A Fla. Atlantic	3 4
62 H High Point	7	4	99 A Fla. Atlantic	2 1

64 A Southern Miss.	4	6
64 A Southern Miss.	1	2
64 A Southern Miss.	7	5

Average RPI Win: 111		WON-LOST	WINNING	LAST 15	STRENGTH OF		OPP. STRENGTH	TEAM	ADJ		CONF.	ADJ CONF.
Average RPI Loss: 43		RECORD	PCT. RANK	GAMES	SCHEDULE		OF SCHEDULE	RPI	RPI		RPI	RPI
DIV. I ONLY		26-31-0	.45614	174	7-8-0		8	20	77		.52849	75
DIV. I NON-CONF.		16-14-0	.53333	124	2-1-0		51	60	85		.52304	85
TOTALS		RPI 1-25	RPI 26-50		W-L RECORDS		RPI 51-100		RPI 101-150		RPI 150+	
26-31-0		5-10-0	6-12-0		OVERALL		4-7-0		3-2-0		8-0-0	
20-10-0		5-4-0	3-6-0		HOME		2-0-0		2-0-0		8-0-0	
4-16-0		0-4-0	1-6-0		AWAY		2-4-0		1-2-0		0-0-0	
2-5-0		0-2-0	2-0-0		NEUTRAL		0-3-0		0-0-0		0-0-0	
16-14-0		0-1-0	4-7-0		NON-CONFERENCE		2-6-0		2-0-0		8-0-0	
15-3-0		0-0-0	3-3-0		HOME		2-0-0		2-0-0		8-0-0	
1-8-0		0-1-0	1-0-		AWAY		0-3-0		0-0-0		0-0-0	
0-3-0		0-0-0	0-0-0		NEUTRAL		0-3-0		0-0-0		0-0-0	
10-17-0		5-9-0	2-5-0		CONFERENCE		2-1-0		1-2-0		0-0-0	
5-7-0		5-4-0	0-3-0		HOME		0-0-0		0-0-0		0-0-0	
3-8-0		0-3-0	0-2-0		AWAY		2-1-0		1-2-0		0-0-0	
2-2-0		0-2-0	2-0-0		NEUTRAL		0-0-0		0-0-0		0-0-0	
RPI S	Opponent	Score	RPI S	Opponent	Score	RPI S	Opponent	Score	RPI S	Opponent	Score	
3 A	Texas	0 4	34 A	Sam Houston St.	3 4	57 N	California	3 5	102 H	UTSA	5 3	
3 A	Texas	3 6	34 H	Sam Houston St.	2 4	57 N	California	5 8	104 A	Kansas St.	3 1	
3 A	Texas	4 5	37 A	Dallas Baptist	8 12	65 A	San Diego	0 8	104 A	Kansas St.	2 8	
5 A	Houston	2 7	37 H	Dallas Baptist	3 6	82 A	Oklahoma	3 2	104 A	Kansas St.	4 6	
7 H	TCU	1 7	37 H	Dallas Baptist	7 4	82 A	Oklahoma	10 5	114 H	A&M-Corpus Christi	8 4	
7 H	TCU	0 5	38 A	West Virginia	7 8	82 A	Oklahoma	7 13	160 H	Lamar	3 2	
7 H	TCU	6 3	38 A	West Virginia	1 4	93 A	Texas St.	0 2	201 H	Houston Baptist	9 3	
7 N	TCU	5 8	38 N	West Virginia	9 4	93 H	Texas St.	4 3	236 H	Austin Peay	12 1	
7 N	TCU	1 4	44 H	Kansas	5 8	96 N	UNC Wilmington	3 5	236 H	Austin Peay	15 1	
12 H	Texas Tech	1 7	44 H	Kansas	0 1	97 A	Texas-Arlington	3 14	236 H	Austin Peay	5 2	
12 H	Texas Tech	2 1	44 H	Kansas	2 10	97 H	Texas-Arlington	5 2	269 H	Incarnate Word	5 2	
12 H	Texas Tech	1 0	44 N	Kansas	4 3				269 H	Incarnate Word	4 3	
19 H	Oklahoma St.	4 1	46 A	Arizona St.	1 12				282 H	Texas Southern	1 0	
19 H	Oklahoma St.	4 1	46 A	Arizona St.	4 7							
19 H	Oklahoma St.	1 4	46 A	Arizona St.	9 7							
			48 H	Cal St. Fullerton	1 0							
			48 H	Cal St. Fullerton	0 11							
			48 H	Cal St. Fullerton	5 4							
LAST 15 GAMES												
			7 N	TCU	1 4	102 H	UTSA	5 3				
			38 N	West Virginia	9 4	82 A	Oklahoma	10 5				
			44 N	Kansas	4 3	82 A	Oklahoma	7 13				
			7 N	TCU	5 8							
			7 H	TCU	1 7							

Non-Div. I Games:

Baylor

7 H TCU	0	5
7 H TCU	6	3

B  
a  
y  
l  
o  
r

B  
a  
y  
l  
o  
r

Average RPI Win: 132		WON-LOST	WINNING	LAST 15	STRENGTH OF		OPP. STRENGTH	TEAM	ADJ		CONF.	ADJ CONF.
Average RPI Loss: 100		RECORD	PCT. RANK	GAMES	SCHEDULE		OF SCHEDULE	RPI	RPI		RPI	RPI
DIV. I ONLY		32-26-0	.55172	105	7-8-0		59	90	71		.52845	76
DIV. I NON-CONF.		12-12-0	.5	147	1-1-0		13	132	68		.52965	72
TOTALS		RPI 1-25	RPI 26-50		W-L RECORDS		RPI 51-100		RPI 101-150		RPI 150+	
32-26-0		1-4-0	0-0-0		OVERALL		8-11-0		7-4-0		16-7-0	
20-10-0		1-3-0	0-0-0		HOME		5-6-0		5-0-0		9-1-0	
10-14-0		0-1-0	0-0-0		AWAY		3-4-0		2-4-0		5-5-0	
2-2-0		0-0-0	0-0-0		NEUTRAL		0-1-0		0-0-0		2-1-0	
12-12-0		0-2-0	0-0-0		NON-CONFERENCE		4-8-0		6-2-0		2-0-0	
9-6-0		0-1-0	0-0-0		HOME		3-5-0		5-0-0		1-0-0	
3-6-0		0-1-0	0-0-		AWAY		1-3-0		1-2-0		1-0-0	
0-0-0		0-0-0	0-0-0		NEUTRAL		0-0-0		0-0-0		0-0-0	
20-14-0		1-2-0	0-0-0		CONFERENCE		4-3-0		1-2-0		14-7-0	
11-4-0		1-2-0	0-0-0		HOME		2-1-0		0-0-0		8-1-0	
7-8-0		0-0-0	0-0-0		AWAY		2-1-0		1-2-0		4-5-0	
2-2-0		0-0-0	0-0-0		NEUTRAL		0-1-0		0-0-0		2-1-0	
RPI S	Opponent	Score	RPI S	Opponent	Score	RPI S	Opponent	Score	RPI S	Opponent	Score	
4 A	Ole Miss	3 4				66 H	Creighton	6 2	109 A	Central Ark.	3 4	
4 H	Ole Miss	9 16				66 H	Creighton	4 5	109 H	Central Ark.	3 0	
6 H	La.-Lafayette	6 4				66 H	Creighton	3 7	110 A	Missouri St.	4 5	
6 H	La.-Lafayette	5 6				72 A	Southeast Mo. St.	0 7	111 H	Miami (OH)	3 0	
6 H	La.-Lafayette	0 7				72 H	Southeast Mo. St.	8 3	111 H	Miami (OH)	18 8	
						78 A	UAB	0 5	111 H	Miami (OH)	13 3	
						78 A	UAB	1 3	115 A	Memphis	6 4	
						78 A	UAB	5 3	115 H	Memphis	10 7	
						87 H	Illinois St.	2 3	126 A	Western Ky.	6 8	
						87 H	Illinois St.	7 9	126 A	Western Ky.	6 9	
						87 H	Illinois St.	14 8	126 A	Western Ky.	7 5	
						87 H	Illinois St.	3 4	153 A	South Ala.	0 5	
						93 H	Texas St.	4 1	153 A	South Ala.	7 6	
						93 H	Texas St.	5 4	153 A	South Ala.	3 2	
						93 H	Texas St.	3 4	153 N	South Ala.	4 3	
						97 A	Texas-Arlington	14 10	156 A	UALR	2 5	
						97 A	Texas-Arlington	2 6	156 A	UALR	7 2	
						97 A	Texas-Arlington	5 1	156 A	UALR	2 4	
						97 N	Texas-Arlington	7 8	156 H	La.-Monroe	10 9	
									156 H	La.-Monroe	11 7	
									156 H	La.-Monroe	8 4	
									156 H	UALR	3 0	
									156 H	UALR	5 3	
									156 H	UALR	4 3	
									170 A	Georgia St.	6 7	
									170 A	Georgia St.	1 5	
									170 A	Georgia St.	10 6	
Non-Div. I Games:			Ark.-Monticello	0	2							

Arkansas St.



156	A	UALR	2	4
156	A	UALR	2	5

RPI	S	Opponent	Score	
193	H	Troy	8	5
193	H	Troy	10	7
193	H	Troy	1	2
193	N	Troy	3	4
193	N	Troy	12	0
224	A	Murray St.	27	7
224	H	Murray St.	7	6



154	A	Lipscomb	1	7
154	A	Lipscomb	3	2

RPI	S	Opponent	Score	
217	H	Florida A&M	15	2
217	H	Florida A&M	8	1
217	H	Florida A&M	4	3
263	A	Northern Ky.	8	5
263	A	Northern Ky.	17	5
263	A	Northern Ky.	22	13
264	A	USC Upstate	17	5
264	A	USC Upstate	8	0
264	A	USC Upstate	4	0
273	H	Rhode Island	4	3
273	H	Rhode Island	7	1
273	H	Rhode Island	5	6
273	H	Rhode Island	7	3
276	H	Manhattan	3	1
276	H	Manhattan	13	3
276	H	Manhattan	3	2
276	H	Manhattan	5	2

Average RPI Win: 168		WON-LOST RECORD		WINNING PCT. RANK		LAST 15 GAMES		STRENGTH OF SCHEDULE		OPP. STRENGTH OF SCHEDULE		TEAM RPI		ADJ RPI		CONF. RPI		ADJ CONF. RPI	
DIV. I ONLY		35-21-0		.625 53		10-5-0		184		65		79		.52732 78		8		8	
DIV. I NON-CONF.		15-9-0		.625 60		1-1-0		265		119		141		.50184 140		10		10	
TOTALS		RPI 1-25		RPI 26-50		W-L RECORDS		RPI 51-100		RPI 101-150		RPI 150+							
35-21-0		1-4-0		2-1-0		OVERALL		10-11-0		3-1-0		19-4-0							
21-8-0		0-1-0		0-0-0		HOME		8-6-0		3-0-0		10-1-0							
14-11-0		1-3-0		2-1-0		AWAY		2-4-0		0-0-0		9-3-0							
0-2-0		0-0-0		0-0-0		NEUTRAL		0-1-0		0-1-0		0-0-0							
15-9-0		1-1-0		0-0-0		NON-CONFERENCE		4-4-0		0-0-0		10-4-0							
10-4-0		0-1-0		0-0-0		HOME		3-2-0		0-0-0		7-1-0							
5-5-0		1-0-0		0-0-		AWAY		1-2-0		0-0-0		3-3-0							
0-0-0		0-0-0		0-0-0		NEUTRAL		0-0-0		0-0-0		0-0-0							
20-12-0		0-3-0		2-1-0		CONFERENCE		6-7-0		3-1-0		9-0-0							
11-4-0		0-0-0		0-0-0		HOME		5-4-0		3-0-0		3-0-0							
9-6-0		0-3-0		2-1-0		AWAY		1-2-0		0-0-0		6-0-0							
0-2-0		0-0-0		0-0-0		NEUTRAL		0-1-0		0-1-0		0-0-0							
RPI	S	Opponent		Score		RPI	S	Opponent		Score		RPI	S	Opponent		Score			
14	A	Rice		0 2		43	A	Old Dominion		4 2		64	H	Southern Miss.		2 3			
14	A	Rice		3 5		43	A	Old Dominion		1 4		64	H	Southern Miss.		6 5			
14	A	Rice		3 5		43	A	Old Dominion		8 6		64	H	Southern Miss.		7 8			
24	A	Alabama		2 1								64	N	Southern Miss.		3 4			
24	H	Alabama		2 5								71	A	Samford		5 13			
												71	H	Samford		4 3			
												73	A	Auburn		5 6			
												76	H	Arkansas St.		3 1			
												76	H	Arkansas St.		5 0			
												76	H	Arkansas St.		3 5			
												88	H	FIU		0 2			
												88	H	FIU		1 0			
												88	H	FIU		1 0			
												90	H	Middle Tenn.		2 0			
												90	H	Middle Tenn.		6 4			
												90	H	Middle Tenn.		3 4			
												92	A	Jacksonville St.		14 9			
												92	H	Jacksonville St.		5 9			
												99	A	Fla. Atlantic		9 10			
												99	A	Fla. Atlantic		1 3			
LAST 15 GAMES																			
64 N Southern Miss.						3 4						261 H Youngstown St.							
102 N UTSA						1 4						261 H Youngstown St.							
99 A Fla. Atlantic						8 6						289 A Alabama A&M							
99 A Fla. Atlantic						1 3						289 H Alabama A&M							
99 A Fla. Atlantic						9 10						290 H UT Martin							
												290 H UT Martin							
												290 H UT Martin							

Non-Div. I Games:

UAB

				RPI	S	Opponent	Score		
73	A	Auburn	5	6	99	A	Fla. Atlantic	8	6
146	H	Tulane	2	0					

Average RPI Win: 129		WON-LOST	WINNING	LAST 15	STRENGTH OF		OPP. STRENGTH	TEAM	ADJ		CONF.	ADJ CONF.			
Average RPI Loss: 76		RECORD	PCT. RANK	GAMES	SCHEDULE		OF SCHEDULE	RPI	RPI		RPI	RPI			
DIV. I ONLY		31-28-0	.52542	125	9-6-0		46	75	80		.52715	79			
DIV. I NON-CONF.		16-18-0	.47059	170	0-2-0		94	26	127		.50669	127			
TOTALS		RPI 1-25	RPI 26-50		W-L RECORDS		RPI 51-100		RPI 101-150		RPI 150+				
31-28-0		1-1-0	5-11-0		OVERALL		7-7-0		4-8-0		14-1-0				
19-10-0		0-1-0	4-6-0		HOME		1-0-0		3-2-0		11-1-0				
10-13-0		1-0-0	1-5-0		AWAY		5-5-0		1-3-0		2-0-0				
2-5-0		0-0-0	0-0-0		NEUTRAL		1-2-0		0-3-0		1-0-0				
16-18-0		1-1-0	4-6-0		NON-CONFERENCE		2-3-0		2-7-0		7-1-0				
10-7-0		0-1-0	3-4-0		HOME		1-0-0		1-1-0		5-1-0				
6-8-0		1-0-0	1-0-		AWAY		1-3-0		1-3-0		2-0-0				
0-3-0		0-0-0	0-0-0		NEUTRAL		0-0-0		0-3-0		0-0-0				
15-10-0		0-0-0	1-5-0		CONFERENCE		5-4-0		2-1-0		7-0-0				
9-3-0		0-0-0	1-2-0		HOME		0-0-0		2-1-0		6-0-0				
4-5-0		0-0-0	0-3-0		AWAY		4-2-0		0-0-0		0-0-0				
2-2-0		0-0-0	0-0-0		NEUTRAL		1-2-0		0-0-0		1-0-0				
RPI S	Opponent	Score		RPI S	Opponent	Score		RPI S	Opponent	Score		RPI S	Opponent	Score	
19 A	Oklahoma St.	6	4	30 H	Long Beach St.	0	7	51 A	UC Santa Barbara	1	2	104 A	Kansas St.	2	3
19 H	Oklahoma St.	0	3	30 H	Long Beach St.	5	4	51 A	UC Santa Barbara	16	5	104 H	Kansas St.	4	10
				32 A	Indiana St.	4	5	51 A	UC Santa Barbara	2	3	109 H	Central Ark.	9	6
				32 A	Indiana St.	0	3	80 A	Evansville	13	3	110 H	Missouri St.	3	4
				32 A	Indiana St.	2	3	80 A	Evansville	2	13	110 H	Missouri St.	5	1
				33 H	Nebraska	3	7	80 A	Evansville	1	5	110 H	Missouri St.	5	0
				37 H	Dallas Baptist	2	8	80 N	Evansville	8	6	121 N	George Mason	4	5
				37 H	Dallas Baptist	4	6	87 A	Illinois St.	2	0	132 N	UConn	1	2
				37 H	Dallas Baptist	8	5	87 A	Illinois St.	2	1	139 N	Missouri	4	5
				44 A	Kansas	2	4	87 A	Illinois St.	15	5	146 A	Tulane	4	5
				44 H	Kansas	3	10	87 N	Illinois St.	1	6	146 A	Tulane	10	3
				46 A	Arizona St.	12	9	87 N	Illinois St.	0	6	146 A	Tulane	1	5
				46 A	Arizona St.	5	9	95 A	Oral Roberts	4	9	162 H	Bradley	8	4
				48 H	Cal St. Fullerton	1	5	95 H	Oral Roberts	6	5	162 H	Bradley	4	3
				48 H	Cal St. Fullerton	4	2					162 H	Bradley	7	0
				48 H	Cal St. Fullerton	3	2					166 H	Stephen F. Austin	0	1
												166 H	Stephen F. Austin	4	3
												166 H	Stephen F. Austin	6	0
												191 A	Coastal Caro.	5	2
												191 A	Coastal Caro.	10	0
												202 H	Southern Ill.	4	3
												202 H	Southern Ill.	10	0
												202 H	Southern Ill.	11	1
												202 N	Southern Ill.	2	1
												245 H	SIUE	7	3
												245 H	SIUE	6	1
												245 H	SIUE	21	2
				LAST 15 GAMES											
				202 N	Southern Ill.	2	1	37 H	Dallas Baptist	4	6				
				87 N	Illinois St.	1	6	37 H	Dallas Baptist	2	8				
				80 N	Evansville	8	6	37 H	Dallas Baptist	8	5				
				87 N	Illinois St.	0	6								
				87 A	Illinois St.	15	5								

Non-Div. I Games:

Wichita St.

Wichita St.

Through Games Of 6-25-14 (FINAL)

Wichita St.

87 A Illinois St.	2	1
87 A Illinois St.	2	0

W  
i  
c  
h  
i  
t  
a  
s  
t  
.

W  
i  
c  
h  
i  
t  
a  
s  
t  
.

Average RPI Win: 157		WON-LOST	WINNING	LAST 15	STRENGTH OF		OPP. STRENGTH	TEAM	ADJ		CONF.	ADJ CONF.			
Average RPI Loss: 142		RECORD	PCT. RANK	GAMES	SCHEDULE		OF SCHEDULE	RPI	RPI		RPI	RPI			
DIV. I ONLY		33-20-0	.62264	55	8-6-0		167	147	73	.52696	80	7			
DIV. I NON-CONF.		18-12-0	.6	72	0-1-0		262	211	134	.50164	141	8			
TOTALS		RPI 1-25	RPI 26-50		W-L RECORDS		RPI 51-100		RPI 101-150		RPI 150+				
33-20-0		1-0-0	4-5-0		OVERALL		5-2-0		1-3-0		22-10-0				
18-5-0		0-0-0	2-1-0		HOME		5-1-0		0-0-0		11-3-0				
13-11-0		1-0-0	2-4-0		AWAY		0-0-0		1-2-0		9-5-0				
2-4-0		0-0-0	0-0-0		NEUTRAL		0-1-0		0-1-0		2-2-0				
18-12-0		1-0-0	0-3-0		NON-CONFERENCE		0-0-0		0-1-0		17-8-0				
8-3-0		0-0-0	0-0-0		HOME		0-0-0		0-0-0		8-3-0				
8-7-0		1-0-0	0-0-		AWAY		0-0-0		0-0-0		7-4-0				
2-2-0		0-0-0	0-0-0		NEUTRAL		0-0-0		0-1-0		2-1-0				
15-8-0		0-0-0	4-2-0		CONFERENCE		5-2-0		1-2-0		5-2-0				
10-2-0		0-0-0	2-1-0		HOME		5-1-0		0-0-0		3-0-0				
5-4-0		0-0-0	2-1-0		AWAY		0-0-0		1-2-0		2-1-0				
0-2-0		0-0-0	0-0-0		NEUTRAL		0-1-0		0-0-0		0-1-0				
RPI S	Opponent	Score		RPI S	Opponent	Score		RPI S	Opponent	Score		RPI S	Opponent	Score	
2 A	Vanderbilt	8	3	32 H	Indiana St.	1	4	79 H	Wichita St.	13	2	110 A	Missouri St.	1	0
				32 H	Indiana St.	5	2	79 H	Wichita St.	5	1	110 A	Missouri St.	8	9
				32 H	Indiana St.	5	2	79 H	Wichita St.	3	13	110 A	Missouri St.	1	8
				37 A	Dallas Baptist	8	4	79 N	Wichita St.	6	8	140 N	Bowling Green	2	4
				37 A	Dallas Baptist	13	1	87 H	Illinois St.	12	5	154 A	Lipscomb	3	2
				37 A	Dallas Baptist	2	10	87 H	Illinois St.	3	1	154 A	Lipscomb	8	2
				47 A	Mercer	5	6	87 H	Illinois St.	12	0	154 A	Lipscomb	10	7
				47 A	Mercer	3	8					162 H	Bradley	5	4
				47 A	Mercer	5	8					162 H	Bradley	5	2
												162 H	Bradley	12	2
												168 A	Charlotte	4	2
												168 A	Charlotte	1	4
												168 A	Charlotte	10	2
												168 A	Charlotte	3	2
												196 A	Belmont	7	12
												196 H	Belmont	7	11
												202 A	Southern Ill.	2	8
												202 A	Southern Ill.	8	4
												202 A	Southern Ill.	4	2
												202 N	Southern Ill.	1	9
												212 H	Eastern Ky.	2	3
												212 H	Eastern Ky.	12	1
												212 H	Eastern Ky.	8	2
												224 A	Murray St.	6	11
												224 H	Murray St.	6	3
												227 N	Northwestern	6	4
												234 H	Western Ill.	1	12
LAST 15 GAMES				79 N	Wichita St.	6	8	87 H	Illinois St.	12	0	212 H	Eastern Ky.	8	2
				202 N	Southern Ill.	1	9	196 H	Belmont	7	11	224 A	Murray St.	6	11
				110 A	Missouri St.	8	9	202 A	Southern Ill.	8	4	224 H	Murray St.	6	3
				110 A	Missouri St.	1	8					227 N	Northwestern	6	4
				110 A	Missouri St.	1	0					234 H	Western Ill.	1	12

Non-Div. I Games: Southern Ind. 4 9 Oakland City 13 2

Evansville



87	H	Illinois St.	12	5
87	H	Illinois St.	3	1

RPI	S	Opponent	Score	
234	H	Western Ill.	1	0
234	H	Western Ill.	1	0
236	A	Austin Peay	6	7
236	A	Austin Peay	10	9
237	N	Maine	9	7
245	H	SIUE	15	7
248	N	North Dakota St.	8	9
290	H	UT Martin	6	5
290	H	UT Martin	5	2

Evansville

E  
v  
a  
n  
s  
v  
i  
l  
l  
e

E  
v  
a  
n  
s  
v  
i  
l  
l  
e

## Wake Forest

## Through Games Of 6-25-14 (FINAL)

Average RPI Win:		117	WON-LOST RECORD		WINNING PCT. RANK	LAST 15 GAMES		STRENGTH OF SCHEDULE		OPP. STRENGTH OF SCHEDULE	TEAM RPI	ADJ RPI	CONF. RPI	ADJ CONF. RPI			
DIV. I ONLY			30-26-0		.53571	115 6-9-0		66		38	81	.5266	81	3	3		
DIV. I NON-CONF.			15-10-0		.6	72 2-2-0		222		134	150	.49922	150	4	4		
TOTALS		RPI 1-25		RPI 26-50		W-L RECORDS		RPI 51-100		RPI 101-150		RPI 150+					
30-26-0		5-4-0		3-4-0		OVERALL		5-9-0		5-2-0		12-7-0					
18-13-0		5-4-0		0-0-0		HOME		3-5-0		4-1-0		6-3-0					
11-11-0		0-0-0		3-3-0		AWAY		1-3-0		1-1-0		6-4-0					
1-2-0		0-0-0		0-1-0		NEUTRAL		1-1-0		0-0-0		0-0-0					
15-10-0		0-0-0		0-0-0		NON-CONFERENCE		3-2-0		5-2-0		7-6-0					
12-4-0		0-0-0		0-0-0		HOME		2-0-0		4-1-0		6-3-0					
2-5-0		0-0-0		0-0-		AWAY		0-1-0		1-1-0		1-3-0					
1-1-0		0-0-0		0-0-0		NEUTRAL		1-1-0		0-0-0		0-0-0					
15-16-0		5-4-0		3-4-0		CONFERENCE		2-7-0		0-0-0		5-1-0					
6-9-0		5-4-0		0-0-0		HOME		1-5-0		0-0-0		0-0-0					
9-6-0		0-0-0		3-3-0		AWAY		1-2-0		0-0-0		5-1-0					
0-1-0		0-0-0		0-1-0		NEUTRAL		0-0-0		0-0-0		0-0-0					
RPI	S	Opponent		Score		RPI	S	Opponent		Score		RPI	S	Opponent		Score	
1	H	Virginia		6 5		36	A	Georgia Tech		12 8		54	N	Western Caro.		2 3	
1	H	Virginia		2 7		36	A	Georgia Tech		9 2		55	H	Clemson		4 3	
1	H	Virginia		4 3		36	A	Georgia Tech		1 5		55	H	Clemson		6 16	
10	H	Florida St.		1 7		36	N	Georgia Tech		3 5		55	H	Clemson		4 7	
10	H	Florida St.		3 4		45	A	North Carolina		6 5		59	A	North Carolina St.		2 10	
10	H	Florida St.		5 2		45	A	North Carolina		3 4		59	A	North Carolina St.		1 9	
21	H	Maryland		5 2		45	A	North Carolina		0 9		59	A	North Carolina St.		8 5	
21	H	Maryland		6 4								62	A	High Point		1 5	
21	H	Maryland		3 11								62	H	High Point		10 6	
												74	N	East Carolina		5 4	
												84	H	Duke		6 8	
												84	H	Duke		2 5	
												84	H	Duke		5 6	
												98	H	Radford		5 4	
																151 H Saint Louis 3 2	
																158 A Boston College 8 0	
																158 A Boston College 1 2	
																158 A Boston College 6 2	
																163 H Cincinnati 0 5	
																168 A Charlotte 4 12	
																168 H Charlotte 8 3	
																169 H Appalachian St. 4 2	
																180 A Notre Dame 1 0	
																180 A Notre Dame 7 5	
																180 A Notre Dame 10 2	
																191 A Coastal Caro. 3 7	
																208 A UNC Greensboro 10 11	
																208 H UNC Greensboro 2 4	
																229 H Marshall 4 3	
																229 H Marshall 1 4	
																232 H Georgetown 3 2	
																271 A UNC Asheville 11 6	
																288 H Saint Peter's 8 2	
						LAST 15 GAMES											
						36	N	Georgia Tech		3 5		59	A	North Carolina St.		1 9	
						1	H	Virginia		4 3		54	N	Western Caro.		2 3	
						1	H	Virginia		6 5		84	H	Duke		6 8	
						1	H	Virginia		2 7							
						271	A	UNC Asheville		11 6							

Non-Div. I Games:

Wake Forest

59 A North Carolina St.	8	5
59 A North Carolina St.	2	10

Wake Forest

Wake Forest

Average RPI Win: 140		WON-LOST RECORD	WINNING PCT. RANK	LAST 15 GAMES	STRENGTH OF SCHEDULE	OPP. STRENGTH OF SCHEDULE	TEAM RPI	ADJ RPI		CONF. RPI	ADJ CONF. RPI		
Average RPI Loss: 53													
DIV. I ONLY		29-29-0	.5	140	4-11-0	17	54	82	.52616	82	2	2	
DIV. I NON-CONF.		18-10-0	.64286	48	0-1-0	132	242	110	.51381	110	2	2	
<hr/>													
TOTALS		RPI 1-25		RPI 26-50		W-L RECORDS		RPI 51-100		RPI 101-150		RPI 150+	
29-29-0		5-13-0		3-5-0		OVERALL		4-6-0		4-4-0		13-1-0	
19-15-0		1-4-0		1-3-0		HOME		3-5-0		4-2-0		10-1-0	
5-8-0		2-5-0		2-2-0		AWAY		1-1-0		0-0-0		0-0-0	
5-6-0		2-4-0		0-0-0		NEUTRAL		0-0-0		0-2-0		3-0-0	
18-10-0		0-0-0		0-2-0		NON-CONFERENCE		3-4-0		2-3-0		13-1-0	
14-6-0		0-0-0		0-1-0		HOME		2-3-0		2-1-0		10-1-0	
1-2-0		0-0-0		0-0-		AWAY		1-1-0		0-0-0		0-0-0	
3-2-0		0-0-0		0-0-0		NEUTRAL		0-0-0		0-2-0		3-0-0	
11-19-0		5-13-0		3-3-0		CONFERENCE		1-2-0		2-1-0		0-0-0	
5-9-0		1-4-0		1-2-0		HOME		1-2-0		2-1-0		0-0-0	
4-6-0		2-5-0		2-1-0		AWAY		0-0-0		0-0-0		0-0-0	
2-4-0		2-4-0		0-0-0		NEUTRAL		0-0-0		0-0-0		0-0-0	
RPI	S	Opponent		Score	RPI	S	Opponent		Score	RPI	S	Opponent	Score
3	H	Texas		1 8	37	H	Dallas Baptist		1 9	75	H	Baylor	13 7
3	H	Texas		2 7	38	H	West Virginia		5 3	75	H	Baylor	5 10
3	H	Texas		8 10	38	H	West Virginia		0 7	75	H	Baylor	2 3
7	A	TCU		2 10	38	H	West Virginia		5 9	89	H	Rutgers	7 5
7	A	TCU		7 5	44	A	Kansas		2 1	89	H	Rutgers	16 11
7	A	TCU		1 9	44	A	Kansas		2 1	89	H	Rutgers	6 8
7	H	TCU		9 5	44	A	Kansas		3 4	95	A	Oral Roberts	0 3
12	A	Texas Tech		4 14	50	A	UCF		1 4	95	H	Oral Roberts	0 2
12	A	Texas Tech		5 9						97	A	Texas-Arlington	3 2
12	A	Texas Tech		4 14						97	H	Texas-Arlington	5 6
12	N	Texas Tech		9 8									
19	A	Oklahoma St.		12 9									
19	H	Oklahoma St.		1 3									
19	N	Oklahoma St.		2 4									
19	N	Oklahoma St.		1 2									
19	N	Oklahoma St.		8 1									
19	N	Oklahoma St.		4 13									
19	N	Oklahoma St.		8 11									
					LAST 15 GAMES								
					19	N	Oklahoma St.		8 11	7	A	TCU	7 5
					12	N	Texas Tech		9 8	7	A	TCU	2 10
					19	N	Oklahoma St.		4 13	75	H	Baylor	5 10
					19	N	Oklahoma St.		8 1				
					19	N	Oklahoma St.		1 2				

Non-Div. I Games:

Oklahoma

19 N Oklahoma St.	2	4
7 A TCU	1	9

O  
k  
l  
a  
h  
o  
m  
a

O  
k  
l  
a  
h  
o  
m  
a

Average RPI Win:		131	WON-LOST RECORD		WINNING PCT. RANK		LAST 15 GAMES		STRENGTH OF SCHEDULE		OPP. STRENGTH OF SCHEDULE		TEAM RPI		ADJ RPI		CONF. RPI		ADJ CONF. RPI	
DIV. I ONLY			26-28-0		.48148 153		8-7-0		26		83		83		.52592 83		5		5	
DIV. I NON-CONF.			14-16-0		.46667 171		3-0-0		27		162		95		.51885 95		5		5	
TOTALS		RPI 1-25		RPI 26-50		W-L RECORDS		RPI 51-100		RPI 101-150		RPI 150+								
26-28-0		2-4-0		4-12-0		OVERALL		1-7-0		8-1-0		11-4-0								
18-11-0		1-2-0		2-5-0		HOME		0-1-0		8-1-0		7-2-0								
8-17-0		1-2-0		2-7-0		AWAY		1-6-0		0-0-0		4-2-0								
0-0-0		0-0-0		0-0-0		NEUTRAL		0-0-0		0-0-0		0-0-0								
14-16-0		0-0-0		1-9-0		NON-CONFERENCE		0-5-0		8-1-0		5-1-0								
11-6-0		0-0-0		1-3-0		HOME		0-1-0		8-1-0		2-1-0								
3-10-0		0-0-0		0-0-		AWAY		0-4-0		0-0-0		3-0-0								
0-0-0		0-0-0		0-0-0		NEUTRAL		0-0-0		0-0-0		0-0-0								
12-12-0		2-4-0		3-3-0		CONFERENCE		1-2-0		0-0-0		6-3-0								
7-5-0		1-2-0		1-2-0		HOME		0-0-0		0-0-0		5-1-0								
5-7-0		1-2-0		2-1-0		AWAY		1-2-0		0-0-0		1-2-0								
0-0-0		0-0-0		0-0-0		NEUTRAL		0-0-0		0-0-0		0-0-0								
RPI	S	Opponent		Score		RPI	S	Opponent		Score		RPI	S	Opponent		Score				
16	H	Cal Poly		5 7		26	A	Oregon		5 6		51	A	UC Santa Barbara		5 6				
16	H	Cal Poly		7 3		26	A	Oregon		4 7		51	A	UC Santa Barbara		2 6				
16	H	Cal Poly		2 7		26	A	Oregon		2 7		51	A	UC Santa Barbara		7 3				
23	A	UC Irvine		2 4		30	H	Long Beach St.		1 6		65	A	San Diego		6 7				
23	A	UC Irvine		0 8		30	H	Long Beach St.		2 12		65	H	San Diego		8 13				
23	A	UC Irvine		3 1		30	H	Long Beach St.		8 2		93	A	Texas St.		7 8				
						35	A	UNLV		4 5		93	A	Texas St.		0 2				
						35	H	UNLV		8 2		93	A	Texas St.		5 7				
						38	H	West Virginia		1 2										
						38	H	West Virginia		4 7										
						40	A	San Diego St.		3 4										
						40	A	San Diego St.		5 6										
						40	H	San Diego St.		7 8										
						48	A	Cal St. Fullerton		8 7										
						48	A	Cal St. Fullerton		0 6										
						48	A	Cal St. Fullerton		3 2										
LAST 15 GAMES																				
						173	A	Hawaii		1 5		119	H	Loyola Marymount		9 6				
						173	A	Hawaii		8 6		48	A	Cal St. Fullerton		8 7				
						173	A	Hawaii		1 5		48	A	Cal St. Fullerton		0 6				
						141	H	Grand Canyon		8 6										
						30	H	Long Beach St.		2 12										

**Non-Div. I Games:**

UC Riverside

30 H Long Beach St.	1	6
30 H Long Beach St.	8	2

U  
C  
R  
i  
v  
e  
r  
s  
i  
d  
e

U  
C  
R  
i  
v  
e  
r  
s  
i  
d  
e

D  
u  
k  
e

Duke		Through Games Of 6-25-14 (FINAL)											
Average RPI Win:	154	WON-LOST	WINNING	LAST 15	STRENGTH OF		OPP. STRENGTH	TEAM	ADJ	CONF.	ADJ CONF.		
Average RPI Loss:	77	RECORD	PCT. RANK	GAMES	SCHEDULE		OF SCHEDULE	RPI	RPI	RPI	RPI		
DIV. I ONLY		33-25-0	.56897	98	7-8-0		85	63	84	.52577	84	3	3
DIV. I NON-CONF.		16-9-0	.64	53	3-1-0		260	251	176	.48821	176	4	4
TOTALS		RPI 1-25	RPI 26-50		W-L RECORDS		RPI 51-100		RPI 101-150		RPI 150+		
33-25-0	2-8-0	4-6-0		OVERALL		5-2-0		3-1-0		19-8-0			
22-11-0	1-5-0	3-1-0		HOME		2-1-0		0-0-0		16-4-0			
9-11-0	1-2-0	0-4-0		AWAY		3-0-0		3-1-0		2-4-0			
2-3-0	0-1-0	1-1-0		NEUTRAL		0-1-0		0-0-0		1-0-0			
16-9-0	0-0-0	0-3-0		NON-CONFERENCE		0-0-0		0-1-0		16-5-0			
13-5-0	0-0-0	0-1-0		HOME		0-0-0		0-0-0		13-4-0			
2-3-0	0-0-0	0-0-		AWAY		0-0-0		0-1-0		2-1-0			
1-1-0	0-0-0	0-1-0		NEUTRAL		0-0-0		0-0-0		1-0-0			
17-16-0	2-8-0	4-3-0		CONFERENCE		5-2-0		3-0-0		3-3-0			
9-6-0	1-5-0	3-0-0		HOME		2-1-0		0-0-0		3-0-0			
7-8-0	1-2-0	0-3-0		AWAY		3-0-0		3-0-0		0-3-0			
1-2-0	0-1-0	1-0-0		NEUTRAL		0-1-0		0-0-0		0-0-0			
RPI S	Opponent	Score	RPI S	Opponent	Score	RPI S	Opponent	Score	RPI S	Opponent	Score		
1	H Virginia	1 2	36	A Georgia Tech	0 1	55	N Clemson	3 5	101	A Davidson	2 3		
1	H Virginia	3 2	36	A Georgia Tech	1 5	59	H North Carolina St.	2 6	145	A Virginia Tech	2 0		
1	H Virginia	2 3	36	A Georgia Tech	4 7	59	H North Carolina St.	2 0	145	A Virginia Tech	3 2		
10	A Florida St.	8 9	36	N Georgia Tech	6 0	59	H North Carolina St.	11 10	145	A Virginia Tech	13 3		
10	A Florida St.	0 3	38	N West Virginia	1 3	81	A Wake Forest	8 6	151	H Saint Louis	2 3		
10	A Florida St.	7 5	39	A Liberty	3 4	81	A Wake Forest	6 5	152	H Binghamton	6 7		
17	H Miami (FL)	3 4	39	H Liberty	2 8	81	A Wake Forest	5 2	152	H Binghamton	5 1		
17	H Miami (FL)	1 6	45	H North Carolina	9 8				152	H Binghamton	7 3		
17	H Miami (FL)	1 9	45	H North Carolina	3 2				159	A Pittsburgh	2 3		
17	N Miami (FL)	5 6	45	H North Carolina	6 4				159	A Pittsburgh	1 5		
									159	A Pittsburgh	5 8		
									172	H Akron	5 2		
									178	H Furman	9 11		
									179	H Richmond	10 3		
									180	H Notre Dame	1 0		
									180	H Notre Dame	4 3		
									180	H Notre Dame	4 1		
									191	A Coastal Caro.	7 5		
									208	A UNC Greensboro	8 9		
									208	H UNC Greensboro	2 0		
									222	H Princeton	7 1		
									226	H Longwood	6 1		
									226	H Longwood	10 4		
									226	H Longwood	1 2		
									229	N Marshall	5 2		
									238	H Quinnipiac	16 5		
									247	H La Salle	6 1		
		LAST 15 GAMES											
			17	N Miami (FL)	5 6	17	H Miami (FL)	3 4					
			36	N Georgia Tech	6 0	17	H Miami (FL)	1 9					
			55	N Clemson	3 5	17	H Miami (FL)	1 6					
			10	A Florida St.	7 5								
			10	A Florida St.	8 9								

D  
u  
k  
e

Non-Div. I Games:

Duke



10	A	Florida St.	0	3
179	H	Richmond	10	3

RPI	S	Opponent	Score	
255	H	Norfolk St.	11	1
286	A	N.C. Central	11	2
286	H	N.C. Central	9	1
295	H	UMES	15	7

Duke

D  
u  
k  
e

D  
u  
k  
e

Average RPI Win:	180	WON-LOST RECORD	WINNING PCT. RANK	LAST 15 GAMES	STRENGTH OF SCHEDULE	OPP. STRENGTH OF SCHEDULE	TEAM RPI	ADJ RPI	CONF. RPI	ADJ CONF. RPI	
DIV. I ONLY		37-20-0	.64912 41	6-9-0	217	142	85	.52571 85	25	25	
DIV. I NON-CONF.		19-8-0	.7037 32	0-2-0	111	18	27	.56517 27	25	24	
<hr/>											
TOTALS	RPI 1-25	RPI 26-50		W-L RECORDS	RPI 51-100		RPI 101-150		RPI 150+		
37-20-0	0-4-0	2-1-0		OVERALL	8-2-0		2-4-0		25-9-0		
18-7-0	0-2-0	0-1-0		HOME	4-1-0		1-1-0		13-2-0		
14-11-0	0-2-0	1-0-0		AWAY	3-1-0		1-1-0		9-7-0		
5-2-0	0-0-0	1-0-0		NEUTRAL	1-0-0		0-2-0		3-0-0		
19-8-0	0-4-0	2-1-0		NON-CONFERENCE	6-1-0		2-1-0		9-1-0		
9-4-0	0-2-0	0-1-0		HOME	2-0-0		1-1-0		6-0-0		
8-4-0	0-2-0	1-0-		AWAY	3-1-0		1-0-0		3-1-0		
2-0-0	0-0-0	1-0-0		NEUTRAL	1-0-0		0-0-0		0-0-0		
18-12-0	0-0-0	0-0-0		CONFERENCE	2-1-0		0-3-0		16-8-0		
9-3-0	0-0-0	0-0-0		HOME	2-1-0		0-0-0		7-2-0		
6-7-0	0-0-0	0-0-0		AWAY	0-0-0		0-1-0		6-6-0		
3-2-0	0-0-0	0-0-0		NEUTRAL	0-0-0		0-2-0		3-0-0		
RPI S	Opponent	Score	RPI S	Opponent	Score	RPI S	Opponent	Score	RPI S	Opponent	Score
1 A	Virginia	3 12	36 A	Georgia Tech	5 3	74 A	East Carolina	8 4	121 A	George Mason	1 6
1 H	Virginia	4 5	43 H	Old Dominion	4 6	74 H	East Carolina	3 0	121 N	George Mason	2 3
21 A	Maryland	2 5	43 N	Old Dominion	6 3	89 H	Rutgers	7 6	121 N	George Mason	0 3
21 H	Maryland	1 12				94 H	Saint Joseph's	10 3	123 H	VMI	6 8
						94 H	Saint Joseph's	2 6	145 A	Virginia Tech	21 14
						94 H	Saint Joseph's	5 1	145 H	Virginia Tech	11 6
						96 A	UNC Wilmington	14 8	151 N	Saint Louis	9 4
						96 A	UNC Wilmington	2 4	151 N	Saint Louis	8 6
						96 A	UNC Wilmington	4 2	168 A	Charlotte	4 5
						98 N	Radford	9 4	171 H	Buffalo	1 0
									178 A	Furman	3 2
									178 A	Furman	14 9
									178 A	Furman	8 7
									179 A	Richmond	19 4
									179 A	Richmond	5 1
									179 A	Richmond	6 9
									179 N	Richmond	5 2
									221 H	Temple	14 5
									221 H	Temple	10 0
									221 H	Temple	5 2
									225 A	Massachusetts	10 6
									225 A	Massachusetts	4 5
									225 A	Massachusetts	4 5
									231 A	Fordham	5 2
									231 A	Fordham	6 12
									231 A	Fordham	3 6
									240 H	Lafayette	3 2
LAST 15 GAMES			121 N George Mason 2 3			231 A Fordham 3 6			225 A Massachusetts 4 5		
			121 N George Mason 0 3			1 A Virginia 3 12			231 A Fordham 5 2		
			151 N Saint Louis 8 6			225 A Massachusetts 4 5			231 A Fordham 6 12		
			151 N Saint Louis 9 4						231 A Fordham 3 6		
			179 N Richmond 5 2								

Non-Div. I Games:

VCU

231	A	Fordham	5	2
231	A	Fordham	6	12

RPI	S	Opponent	Score	
247	H	La Salle	3	6
247	H	La Salle	4	3
247	H	La Salle	11	1
255	H	Norfolk St.	13	1
268	H	George Washington	5	10
268	H	George Washington	4	2
268	H	George Washington	4	2
273	A	Rhode Island	0	3
273	A	Rhode Island	5	2
273	A	Rhode Island	5	2
283	H	St. Bonaventure	7	0
283	H	St. Bonaventure	17	5
283	H	St. Bonaventure	3	2

## Ga. Southern

## Through Games Of 6-25-14 (FINAL)

Average RPI Win: 163		WON-LOST RECORD		WINNING PCT. RANK		LAST 15 GAMES		STRENGTH OF SCHEDULE		OPP. STRENGTH OF SCHEDULE		TEAM RPI		ADJ RPI		CONF. RPI		ADJ CONF. RPI	
DIV. I ONLY		40-23-0		.63492 48		11-4-0		183		108		86		.52569 86		12		12	
DIV. I NON-CONF.		20-10-0		.66667 38		2-2-0		249		61		109		.51406 109		17		16	
TOTALS		RPI 1-25		RPI 26-50		W-L RECORDS		RPI 51-100		RPI 101-150		RPI 150+							
40-23-0		1-1-0		2-2-0		OVERALL		8-8-0		2-4-0		27-8-0							
21-10-0		0-0-0		1-1-0		HOME		4-5-0		0-0-0		16-4-0							
14-10-0		1-0-0		1-1-0		AWAY		2-2-0		2-4-0		8-3-0							
5-3-0		0-1-0		0-0-0		NEUTRAL		2-1-0		0-0-0		3-1-0							
20-10-0		1-1-0		2-2-0		NON-CONFERENCE		3-5-0		0-0-0		14-2-0							
15-4-0		0-0-0		1-1-0		HOME		1-2-0		0-0-0		13-1-0							
5-4-0		1-0-0		1-0-		AWAY		2-2-0		0-0-0		1-1-0							
0-2-0		0-1-0		0-0-0		NEUTRAL		0-1-0		0-0-0		0-0-0							
20-13-0		0-0-0		0-0-0		CONFERENCE		5-3-0		2-4-0		13-6-0							
6-6-0		0-0-0		0-0-0		HOME		3-3-0		0-0-0		3-3-0							
9-6-0		0-0-0		0-0-0		AWAY		0-0-0		2-4-0		7-2-0							
5-1-0		0-0-0		0-0-0		NEUTRAL		2-0-0		0-0-0		3-1-0							
RPI S	Opponent	Score		RPI S	Opponent	Score		RPI S	Opponent	Score		RPI S	Opponent	Score					
10 A	Florida St.	7	0	36 A	Georgia Tech	2	13	52 A	Kennesaw St.	3	9	101 A	Davidson	2	5				
24 N	Alabama	0	6	36 H	Georgia Tech	4	3	52 H	Kennesaw St.	0	3	101 A	Davidson	7	5				
				41 A	Col. of Charleston	7	3	52 N	Kennesaw St.	5	13	101 A	Davidson	0	6				
				41 H	Col. of Charleston	3	5	54 H	Western Caro.	4	5	144 A	Elon	2	4				
								54 H	Western Caro.	1	0	144 A	Elon	7	4				
								54 H	Western Caro.	3	2	144 A	Elon	0	1				
								54 N	Western Caro.	8	4	165 A	Jacksonville	10	9				
								55 H	Clemson	4	5	165 H	Jacksonville	13	5				
								55 H	Clemson	14	5	169 H	Appalachian St.	10	7				
								58 A	Georgia	9	3	169 H	Appalachian St.	7	4				
								58 A	Georgia	18	4	169 H	Appalachian St.	2	3				
								58 A	Georgia	3	11	169 N	Appalachian St.	2	1				
								71 H	Samford	4	2	169 N	Appalachian St.	2	3				
								71 H	Samford	2	7	178 A	Furman	6	0				
								71 H	Samford	2	7	178 A	Furman	1	0				
								71 N	Samford	4	3	178 A	Furman	7	2				
												178 N	Furman	11	8				
												178 N	Furman	10	7				
												183 A	North Florida	7	8				
												183 H	North Florida	13	1				
												188 A	Wofford	20	2				
												188 A	Wofford	4	6				
												188 A	Wofford	3	8				
												192 A	Citadel	10	1				
												192 A	Citadel	7	4				
												192 A	Citadel	5	2				
												208 H	UNC Greensboro	7	8				
LAST 15 GAMES				24 N	Alabama	0	6	54 N	Western Caro.	8	4	188 A	Wofford	3	8				
				52 N	Kennesaw St.	5	13	169 N	Appalachian St.	2	3	192 A	Citadel	10	1				
				10 A	Florida St.	7	0	165 A	Jacksonville	10	9	192 A	Citadel	7	4				
				71 N	Samford	4	3					192 A	Citadel	5	2				
				178 N	Furman	10	7					208 H	UNC Greensboro	7	8				

Non-Div. I Games:

Ga. Southern

178 N Furman	11	8
169 N Appalachian St.	2	1

RPI	S	Opponent	Score	
208	H	UNC Greensboro	10	6
208	H	UNC Greensboro	2	6
215	H	Holy Cross	9	8
215	H	Holy Cross	3	1
215	H	Holy Cross	7	1
215	H	Holy Cross	6	2
245	H	SIUE	14	5
245	H	SIUE	8	2
294	H	Ohio	20	5
294	H	Ohio	2	3
295	H	UMES	10	1
295	H	UMES	8	3
295	H	UMES	23	0
295	H	UMES	9	3

G  
a  
.  
S  
o  
u  
t  
h  
e  
r  
n

G  
a  
.  
S  
o  
u  
t  
h  
e  
r  
n

Average RPI Win: 158		WON-LOST	WINNING	LAST 15	STRENGTH OF		OPP. STRENGTH	TEAM	ADJ		CONF.	ADJ CONF.		
Average RPI Loss: 109		RECORD	PCT. RANK	GAMES	SCHEDULE		OF SCHEDULE	RPI	RPI		RPI	RPI		
DIV. I ONLY		29-22-0	.56863	99	5-10-0		143	127	87	.52518	87	7	7	
DIV. I NON-CONF.		16-10-0	.61538	66	1-3-0		255	163	96	.51851	96	8	8	
TOTALS		RPI 1-25	RPI 26-50		W-L RECORDS		RPI 51-100		RPI 101-150		RPI 150+			
29-22-0		0-1-0	3-4-0		OVERALL		6-8-0		4-3-0		16-6-0			
8-6-0		0-0-0	1-2-0		HOME		1-3-0		1-0-0		5-1-0			
10-12-0		0-1-0	2-1-0		AWAY		3-5-0		2-2-0		3-3-0			
11-4-0		0-0-0	0-1-0		NEUTRAL		2-0-0		1-1-0		8-2-0			
16-10-0		0-1-0	0-0-0		NON-CONFERENCE		4-2-0		2-2-0		10-5-0			
4-1-0		0-0-0	0-0-0		HOME		1-0-0		1-0-0		2-1-0			
6-7-0		0-1-0	0-0-		AWAY		3-2-0		0-1-0		3-3-0			
6-2-0		0-0-0	0-0-0		NEUTRAL		0-0-0		1-1-0		5-1-0			
13-12-0		0-0-0	3-4-0		CONFERENCE		2-6-0		2-1-0		6-1-0			
4-5-0		0-0-0	1-2-0		HOME		0-3-0		0-0-0		3-0-0			
4-5-0		0-0-0	2-1-0		AWAY		0-3-0		2-1-0		0-0-0			
5-2-0		0-0-0	0-1-0		NEUTRAL		2-0-0		0-0-0		3-1-0			
RPI	S	Opponent	Score		RPI	S	Opponent	Score		RPI	S	Opponent	Score	
8	A	Florida	5	13	32	A	Indiana St.	5	2	56	A	Illinois	1	6
					32	A	Indiana St.	2	9	56	H	Illinois	6	2
					32	A	Indiana St.	11	1	76	A	Arkansas St.	8	14
					37	H	Dallas Baptist	1	2	76	A	Arkansas St.	3	2
					37	H	Dallas Baptist	1	9	76	A	Arkansas St.	4	3
					37	H	Dallas Baptist	3	1	76	A	Arkansas St.	9	7
					37	N	Dallas Baptist	1	4	79	H	Wichita St.	0	2
										79	H	Wichita St.	1	2
										79	H	Wichita St.	5	15
										79	N	Wichita St.	6	0
										79	N	Wichita St.	6	1
										80	A	Evansville	5	12
										80	A	Evansville	1	3
										80	A	Evansville	0	12
					</									

Illinois St.

79 H Wichita St.	1	2
79 H Wichita St.	0	2

Through Games Of 6-25-14 (FINAL)

RPI	S	Opponent	Score	
272	N	North Dakota	4	0
272	N	North Dakota	5	1

Illinois St.

I  
l  
l  
i  
n  
o  
i  
s  
s  
t  
.

I  
l  
l  
i  
n  
o  
i  
s  
s  
t  
.

F  
I  
U

FIU					Through Games Of 6-25-14 (FINAL)							
Average RPI Win: 159 Average RPI Loss: 91		WON-LOST RECORD	WINNING PCT. RANK	LAST 15 GAMES	STRENGTH OF SCHEDULE	OPP. STRENGTH OF SCHEDULE	TEAM RPI	ADJ RPI	CONF. RPI	ADJ CONF. RPI		
DIV. I ONLY		34-20-0	.62963	51	7-8-0	166	69	88	.52502	88	8	8
DIV. I NON-CONF.		18-3-0	.85714	2	2-1-0	219	186	30	.5629	30	10	10
TOTALS		RPI 1-25	RPI 26-50		W-L RECORDS		RPI 51-100		RPI 101-150		RPI 150+	
34-20-0		0-4-0	1-3-0		OVERALL		10-7-0		6-3-0		17-3-0	
21-11-0		0-3-0	1-2-0		HOME		6-4-0		3-1-0		11-1-0	
13-7-0		0-0-0	0-0-0		AWAY		4-3-0		3-2-0		6-2-0	
0-2-0		0-1-0	0-1-0		NEUTRAL		0-0-0		0-0-0		0-0-0	
18-3-0		0-0-0	0-0-0		NON-CONFERENCE		4-0-0		5-1-0		9-2-0	
15-2-0		0-0-0	0-0-0		HOME		4-0-0		3-1-0		8-1-0	
3-1-0		0-0-0	0-0-		AWAY		0-0-0		2-0-0		1-1-0	
0-0-0		0-0-0	0-0-0		NEUTRAL		0-0-0		0-0-0		0-0-0	
16-17-0		0-4-0	1-3-0		CONFERENCE		6-7-0		1-2-0		8-1-0	
6-9-0		0-3-0	1-2-0		HOME		2-4-0		0-0-0		3-0-0	
10-6-0		0-0-0	0-0-0		AWAY		4-3-0		1-2-0		5-1-0	
0-2-0		0-1-0	0-1-0		NEUTRAL		0-0-0		0-0-0		0-0-0	
RPI S	Opponent	Score	RPI S	Opponent	Score	RPI S	Opponent	Score	RPI S	Opponent	Score	
14 H	Rice	2 3	43 H	Old Dominion	1 2	74 A	East Carolina	6 4	113 H	Stony Brook	6 2	
14 H	Rice	2 10	43 H	Old Dominion	2 4	74 A	East Carolina	2 1	113 H	Stony Brook	10 0	
14 H	Rice	7 11	43 H	Old Dominion	1 0	74 A	East Carolina	7 1	113 H	Stony Brook	12 2	
14 N	Rice	2 9	43 N	Old Dominion	2 3	78 A	UAB	0 1	142 A	South Fla.	9 0	
						78 A	UAB	2 0	142 A	South Fla.	8 2	
						78 A	UAB	0 1	142 H	South Fla.	4 6	
						89 H	Rutgers	7 6	146 A	Tulane	2 3	
						89 H	Rutgers	13 1	146 A	Tulane	1 2	
						89 H	Rutgers	5 0	146 A	Tulane	9 1	
						89 H	Rutgers	5 4	156 A	La.-Monroe	6 12	
						90 H	Middle Tenn.	6 4	168 A	Charlotte	7 0	
						90 H	Middle Tenn.	6 9	168 A	Charlotte	8 0	
						90 H	Middle Tenn.	0 7	168 A	Charlotte	10 4	
						99 A	Fla. Atlantic	1 5	175 H	Dartmouth	0 3	
						99 H	Fla. Atlantic	6 0	175 H	Dartmouth	11 7	
						99 H	Fla. Atlantic	5 13	175 H	Dartmouth	11 0	
						99 H	Fla. Atlantic	1 6	176 H	Stetson	5 2	
									197 A	Bethune-Cookman	6 0	
									197 H	Bethune-Cookman	8 4	
									229 H	Marshall	3 1	
									229 H	Marshall	9 0	
									229 H	Marshall	11 1	
			LAST 15 GAMES									
			43 N	Old Dominion	2 3	90 H	Middle Tenn.	6 9	243 A	Louisiana Tech	7 2	
			14 N	Rice	2 9	90 H	Middle Tenn.	0 7	243 A	Louisiana Tech	3 0	
			146 A	Tulane	1 2	142 H	South Fla.	4 6	243 A	Louisiana Tech	2 4	
			146 A	Tulane	2 3				288 H	Saint Peter's	15 0	
			146 A	Tulane	9 1				288 H	Saint Peter's	6 2	

F  
I  
U

Non-Div. I Games: Fla. Memorial 23 1 Fla. Memorial 3 2

FIU



99 A Fla. Atlantic	1	5
90 H Middle Tenn.	6	4

RPI	S	Opponent	Score	
288	H	Saint Peter's	7	1
288	H	Saint Peter's	2	0

F  
I  
U

F  
I  
U

FIU

Average RPI Win: 169		WON-LOST	WINNING	LAST 15	STRENGTH OF		OPP. STRENGTH	TEAM	ADJ		CONF.	ADJ CONF.
Average RPI Loss: 83		RECORD	PCT. RANK	GAMES	SCHEDULE		OF SCHEDULE	RPI	RPI		RPI	RPI
DIV. I ONLY		30-25-0	.54545	110	11-4-0		122	79	89		.52474	89
DIV. I NON-CONF.		15-14-0	.51724	143	2-0-0		213	138	145		.5002	144
TOTALS		RPI 1-25	RPI 26-50		W-L RECORDS		RPI 51-100		RPI 101-150		RPI 150+	
30-25-0		2-5-0	1-6-0		OVERALL		1-7-0		9-5-0		17-2-0	
19-4-0		1-2-0	0-1-0		HOME		0-0-0		5-1-0		13-0-0	
8-19-0		1-2-0	1-5-0		AWAY		1-7-0		3-3-0		2-2-0	
3-2-0		0-1-0	0-0-0		NEUTRAL		0-0-0		1-1-0		2-0-0	
15-14-0		0-0-0	1-3-0		NON-CONFERENCE		1-7-0		2-2-0		11-2-0	
9-2-0		0-0-0	0-1-0		HOME		0-0-0		2-1-0		7-0-0	
4-12-0		0-0-0	1-0-		AWAY		1-7-0		0-1-0		2-2-0	
2-0-0		0-0-0	0-0-0		NEUTRAL		0-0-0		0-0-0		2-0-0	
15-11-0		2-5-0	0-3-0		CONFERENCE		0-0-0		7-3-0		6-0-0	
10-2-0		1-2-0	0-0-0		HOME		0-0-0		3-0-0		6-0-0	
4-7-0		1-2-0	0-3-0		AWAY		0-0-0		3-2-0		0-0-0	
1-2-0		0-1-0	0-0-0		NEUTRAL		0-0-0		1-1-0		0-0-0	
RPI S	Opponent	Score	RPI S	Opponent	Score	RPI S	Opponent	Score	RPI S	Opponent	Score	
5 H	Houston	7 3	42 H	Columbia	2 13	82 A	Oklahoma	8 6	115 A	Memphis	7 5	
5 H	Houston	1 2	43 A	Old Dominion	4 2	82 A	Oklahoma	11 16	115 A	Memphis	7 0	
5 H	Houston	1 9	43 A	Old Dominion	6 12	82 A	Oklahoma	5 7	115 A	Memphis	3 8	
18 A	Louisville	11 2	43 A	Old Dominion	3 12	85 A	VCU	6 7	115 N	Memphis	1 5	
18 A	Louisville	8 9	50 A	UCF	3 10	88 A	FIU	1 13	125 H	Hartford	4 1	
18 A	Louisville	1 6	50 A	UCF	1 3	88 A	FIU	0 5	125 H	Hartford	4 3	
18 N	Louisville	3 9	50 A	UCF	3 4	88 A	FIU	6 7	125 H	Hartford	8 11	
						88 A	FIU	4 5	132 A	UConn	4 11	
									132 A	UConn	7 5	
									142 H	South Fla.	3 1	
									142 H	South Fla.	12 2	
									142 H	South Fla.	5 4	
									142 N	South Fla.	10 0	
									145 A	Virginia Tech	3 6	
									163 H	Cincinnati	3 1	
									163 H	Cincinnati	4 1	
									163 H	Cincinnati	5 4	
									165 A	Jacksonville	10 2	
									165 A	Jacksonville	6 2	
									171 N	Buffalo	6 3	
									204 A	Wagner	7 10	
									221 H	Temple	4 3	
									221 H	Temple	5 4	
									221 H	Temple	9 6	
									228 H	Hofstra	13 5	
									231 H	Fordham	13 3	
									240 H	Lafayette	7 1	
			LAST 15 GAMES									
			18 N	Louisville	3 9	142 H	South Fla.	5 4	221 H	Temple	5 4	
			115 N	Memphis	1 5	142 H	South Fla.	3 1	221 H	Temple	9 6	
			142 N	South Fla.	10 0	288 H	Saint Peter's	7 5	228 H	Hofstra	13 5	
			115 A	Memphis	7 5				231 H	Fordham	13 3	
			115 A	Memphis	7 0				240 H	Lafayette	7 1	

Non-Div. I Games:

Rutgers

115 A Memphis	3	8
142 H South Fla.	12	2

RPI	S	Opponent	Score	
240	N	Lafayette	5	1
284	A	Iona	4	6
284	H	Iona	10	5
284	H	Iona	7	5
285	H	Rider	6	4
288	H	Saint Peter's	7	5

Rutgers

R  
u  
t  
g  
e  
r  
s

R  
u  
t  
g  
e  
r  
s

[illegible]

**Non-Div. I Games:**

Middle Tenn.

Middle Tenn.

229	H	Marshall	6	2
196	A	Belmont	13	3

Through Games Of 6-25-14 (FINAL)

RPI	S	Opponent	Score	
300	H	Mississippi Val.	11	2
300	H	Mississippi Val.	18	3
300	H	Mississippi Val.	8	1

Middle Tenn.

M  
i  
d  
d  
l  
e  
T  
e  
n  
n  
.

M  
i  
d  
d  
l  
e  
T  
e  
n  
n  
.

Average RPI Win: 176		WON-LOST	WINNING	LAST 15	STRENGTH OF		OPP. STRENGTH	TEAM	ADJ	CONF.	ADJ CONF.
Average RPI Loss: 99		RECORD	PCT. RANK	GAMES	SCHEDULE		OF SCHEDULE	RPI	RPI	RPI	RPI
DIV. I ONLY		30-29-0	.50847	137	6-9-0		90	164	91	.52373	91
DIV. I NON-CONF.		18-18-0	.5	147	2-2-0		114	73	70	.5302	69
TOTALS		RPI 1-25	RPI 26-50		W-L RECORDS		RPI 51-100		RPI 101-150		RPI 150+
30-29-0		0-5-0	1-3-0		OVERALL		4-6-0		6-8-0		19-7-0
9-6-0		0-0-0	0-0-0		HOME		1-2-0		0-3-0		8-1-0
12-20-0		0-5-0	1-2-0		AWAY		1-3-0		3-5-0		7-5-0
9-3-0		0-0-0	0-1-0		NEUTRAL		2-1-0		3-0-0		4-1-0
18-18-0		0-5-0	1-3-0		NON-CONFERENCE		2-3-0		4-2-0		11-5-0
5-1-0		0-0-0	0-0-0		HOME		0-0-0		0-0-0		5-1-0
8-15-0		0-5-0	1-0-		AWAY		1-3-0		3-2-0		3-3-0
5-2-0		0-0-0	0-1-0		NEUTRAL		1-0-0		1-0-0		3-1-0
12-11-0		0-0-0	0-0-0		CONFERENCE		2-3-0		2-6-0		8-2-0
4-5-0		0-0-0	0-0-0		HOME		1-2-0		0-3-0		3-0-0
4-5-0		0-0-0	0-0-0		AWAY		0-0-0		0-3-0		4-2-0
4-1-0		0-0-0	0-0-0		NEUTRAL		1-1-0		2-0-0		1-0-0
RPI S	Opponent	Score	RPI S	Opponent	Score	RPI S	Opponent	Score	RPI S	Opponent	Score
2 A	Vanderbilt	0 11	26 N	Oregon	8 11	55 N	Clemson	6 4	105 A	Seton Hall	2 3
9 A	Indiana	1 2	45 A	North Carolina	2 3	56 A	Illinois	1 6	105 A	Seton Hall	3 7
18 A	Louisville	1 8	45 A	North Carolina	2 1	56 A	Illinois	6 2	105 A	Seton Hall	0 16
18 A	Louisville	3 12	45 A	North Carolina	1 2	56 A	Illinois	2 6	105 N	Seton Hall	5 3
20 A	Kentucky	6 9				56 A	Illinois	2 3	107 H	St. John's (NY)	7 8
						66 H	Creighton	6 7	107 H	St. John's (NY)	2 3
						66 H	Creighton	2 7	107 H	St. John's (NY)	3 7
						66 H	Creighton	9 4	107 N	St. John's (NY)	8 2
						66 N	Creighton	5 0	111 A	Miami (OH)	6 5
						66 N	Creighton	2 9	111 A	Miami (OH)	9 14
									124 A	Wright St.	9 4
									124 N	Wright St.	3 2
									129 A	Ohio St.	3 10
									140 A	Bowling Green	7 0
									162 N	Bradley	5 15
									163 A	Cincinnati	0 2
									163 H	Cincinnati	6 3
									170 A	Georgia St.	11 10
									170 A	Georgia St.	6 7
									170 A	Georgia St.	16 1
									178 A	Furman	11 6
									200 H	Toledo	0 3
									200 H	Toledo	1 0
									200 H	Toledo	7 1
									200 N	Toledo	6 4
									216 N	Dayton	16 1
									232 A	Georgetown	8 2
LAST 15 GAMES			26 N	Oregon	8 11	66 H	Creighton	6 7	200 H	Toledo	1 0
			55 N	Clemson	6 4	66 H	Creighton	2 7	200 H	Toledo	7 1
			2 A	Vanderbilt	0 11	66 H	Creighton	9 4	200 N	Toledo	6 4
			66 N	Creighton	5 0				216 N	Dayton	16 1
			105 N	Seton Hall	5 3				232 A	Georgetown	8 2

Non-Div. I Games:

Xavier

107 N St. John's (NY)	8	2
66 N Creighton	2	9

RPI	S	Opponent	Score	
232	A	Georgetown	11	6
232	A	Georgetown	15	6
249	A	Butler	16	2
249	A	Butler	0	8
249	A	Butler	1	2
249	N	Butler	9	3
255	N	Norfolk St.	6	5
257	H	Villanova	4	0
257	H	Villanova	5	0
257	H	Villanova	10	9
263	A	Northern Ky.	8	17
263	H	Northern Ky.	6	3
294	H	Ohio	14	0

Xavier

X  
a  
v  
i  
e  
r

X  
a  
v  
i  
e  
r

Average RPI Win: 170		WON-LOST RECORD		WINNING PCT. RANK		LAST 15 GAMES		STRENGTH OF SCHEDULE		OPP. STRENGTH OF SCHEDULE		TEAM RPI		ADJ RPI		CONF. RPI		ADJ CONF. RPI					
DIV. I ONLY		36-27-0		.57143 96		9-6-0		105		189		92		.52314 92		21		21					
DIV. I NON-CONF.		12-14-0		.46154 176		0-3-0		15		100		72		.52979 71		22		22					
TOTALS		RPI 1-25		RPI 26-50		W-L RECORDS		RPI 51-100		RPI 101-150		RPI 150+											
36-27-0		0-3-0		1-1-0		OVERALL		6-9-0		8-5-0		21-9-0											
18-10-0		0-1-0		0-0-0		HOME		3-5-0		2-1-0		13-3-0											
12-15-0		0-2-0		1-0-0		AWAY		2-4-0		3-3-0		6-6-0											
6-2-0		0-0-0		0-1-0		NEUTRAL		1-0-0		3-1-0		2-0-0											
12-14-0		0-3-0		1-1-0		NON-CONFERENCE		4-7-0		2-1-0		5-2-0											
7-6-0		0-1-0		0-0-0		HOME		2-3-0		2-1-0		3-1-0											
5-7-0		0-2-0		1-0-		AWAY		2-4-0		0-0-0		2-1-0											
0-1-0		0-0-0		0-1-0		NEUTRAL		0-0-0		0-0-0		0-0-0											
24-13-0		0-0-0		0-0-0		CONFERENCE		2-2-0		6-4-0		16-7-0											
11-4-0		0-0-0		0-0-0		HOME		1-2-0		0-0-0		10-2-0											
7-8-0		0-0-0		0-0-0		AWAY		0-0-0		3-3-0		4-5-0											
6-1-0		0-0-0		0-0-0		NEUTRAL		1-0-0		3-1-0		2-0-0											
RPI	S	Opponent		Score		RPI	S	Opponent		Score		RPI	S	Opponent		Score		RPI	S	Opponent		Score	
4	A	Ole Miss		2	12	28	A	Mississippi St.		2	1	52	A	Kennesaw St.		4	11	116	A	Tennessee Tech		7	8
24	A	Alabama		1	6	36	N	Georgia Tech		2	4	52	H	Kennesaw St.		1	10	116	A	Tennessee Tech		4	15
24	H	Alabama		10	15							52	H	Kennesaw St.		1	0	116	A	Tennessee Tech		8	11
												52	H	Kennesaw St.		9	8	116	N	Tennessee Tech		4	2
												69	A	New Mexico		3	5	116	N	Tennessee Tech		10	7
												69	A	New Mexico		9	2	117	H	Northwestern St.		3	6
												69	A	New Mexico		2	8	117	H	Northwestern St.		6	4
												71	A	Samford		2	5	117	H	Northwestern St.		5	4
												71	H	Samford		6	7	149	A	Eastern Ill.		8	6
												72	H	Southeast Mo. St.		0	1	149	A	Eastern Ill.		8	2
												72	H	Southeast Mo. St.		5	3	149	A	Eastern Ill.		23	15
												72	H	Southeast Mo. St.		6	11	149	N	Eastern Ill.		1	2
												72	N	Southeast Mo. St.		6	2	149	N	Eastern Ill.		13	2
												78	A	UAB		9	5	153	A	South Ala.		2	4
												78	H	UAB		9	14	167	A	Alabama St.		11	5
																		184	A	Morehead St.		10	12
																		184	A	Morehead St.		11	9
																		184	A	Morehead St.		7	16
																		184	N	Morehead St.		7	1
																		193	A	Troy		7	3
																		193	H	Troy		2	1
																		196	A	Belmont		9	1
																		196	A	Belmont		3	10
																		196	A	Belmont		6	5
																		210	H	Valparaiso		6	3
																		210	H	Valparaiso		10	0
																		210	H	Valparaiso		3	10
LAST 15 GAMES																							
						36	N	Georgia Tech		2	4	245	N	SIUE		7	5	196	A	Belmont		3	10
						4	A	Ole Miss		2	12	149	N	Eastern Ill.		1	2	196	A	Belmont		6	5
						116	N	Tennessee Tech		4	2	184	A	Morehead St.		10	12	210	H	Valparaiso		6	3
						116	N	Tennessee Tech		10	7							210	H	Valparaiso		10	0
						72	N	Southeast Mo. St.		6	2							210	H	Valparaiso		3	10

Non-Div. I Games:

Jacksonville St.



149 N Eastern Ill.	13	2
184 N Morehead St.	7	1

RPI	S	Opponent	Score	
212	H	Eastern Ky.	5	0
212	H	Eastern Ky.	3	2
212	H	Eastern Ky.	10	1
224	H	Murray St.	5	1
224	H	Murray St.	1	4
224	H	Murray St.	7	2
236	H	Austin Peay	9	7
236	H	Austin Peay	7	2
236	H	Austin Peay	1	6
245	A	SIUE	5	2
245	A	SIUE	6	7
245	A	SIUE	8	9
245	N	SIUE	7	5
290	H	UT Martin	6	4
290	H	UT Martin	6	2
290	H	UT Martin	10	5

Jacksonville St.

J  
a  
c  
k  
s  
o  
n  
v  
i  
l  
l  
e  
s  
t  
.

J  
a  
c  
k  
s  
o  
n  
v  
i  
l  
l  
e  
s  
t  
.

Average RPI Win:		136	WON-LOST RECORD		WINNING PCT. RANK	LAST 15 GAMES		STRENGTH OF SCHEDULE		OPP. STRENGTH OF SCHEDULE	TEAM RPI	ADJ RPI	CONF. RPI	ADJ CONF. RPI			
Average RPI Loss:		81															
DIV. I ONLY			30-28-0		.51724	130	6-9-0		74	36	93	.52233	93	11	11		
DIV. I NON-CONF.			12-12-0		.5	147	0-1-0		93	5	120	.51025	120	11	11		
TOTALS		RPI 1-25		RPI 26-50		W-L RECORDS		RPI 51-100		RPI 101-150		RPI 150+					
30-28-0		1-10-0		0-1-0		OVERALL		8-6-0		7-4-0		14-7-0					
22-8-0		0-3-0		0-0-0		HOME		7-0-0		3-0-0		12-5-0					
6-18-0		1-5-0		0-1-0		AWAY		1-6-0		3-4-0		1-2-0					
2-2-0		0-2-0		0-0-0		NEUTRAL		0-0-0		1-0-0		1-0-0					
12-12-0		0-6-0		0-1-0		NON-CONFERENCE		4-1-0		4-3-0		4-1-0					
11-4-0		0-3-0		0-0-0		HOME		4-0-0		3-0-0		4-1-0					
1-8-0		0-3-0		0-0-		AWAY		0-1-0		1-3-0		0-0-0					
0-0-0		0-0-0		0-0-0		NEUTRAL		0-0-0		0-0-0		0-0-0					
18-16-0		1-4-0		0-0-0		CONFERENCE		4-5-0		3-1-0		10-6-0					
11-4-0		0-0-0		0-0-0		HOME		3-0-0		0-0-0		8-4-0					
5-10-0		1-2-0		0-0-0		AWAY		1-5-0		2-1-0		1-2-0					
2-2-0		0-2-0		0-0-0		NEUTRAL		0-0-0		1-0-0		1-0-0					
RPI	S	Opponent		Score		RPI	S	Opponent		Score		RPI	S	Opponent		Score	
3	A	Texas		1	5	31	A	Texas A&M		2	9	75	A	Baylor		3	4
3	H	Texas		3	6							75	H	Baylor		2	0
5	A	Houston		1	7							76	A	Arkansas St.		4	3
6	A	La.-Lafayette		6	8							76	A	Arkansas St.		1	4
6	A	La.-Lafayette		10	3							76	A	Arkansas St.		4	5
6	A	La.-Lafayette		0	2							83	H	UC Riverside		8	7
6	N	La.-Lafayette		3	4							83	H	UC Riverside		2	0
6	N	La.-Lafayette		4	11							83	H	UC Riverside		7	5
14	A	Rice		3	4							97	A	Texas-Arlington		0	1
14	H	Rice		1	14							97	A	Texas-Arlington		7	11
25	H	Washington		1	6							97	A	Texas-Arlington		0	1
												97	H	Texas-Arlington		7	5
												97	H	Texas-Arlington		10	5
												97	H	Texas-Arlington		3	1

Non-Div. I Games:

Texas St.

Texas St.

97	A	Texas-Arlington	0	1
97	A	Texas-Arlington	7	11

Through Games Of 6-25-14 (FINAL)

RPI	S	Opponent	Score	
204	H	Wagner	3	1
204	H	Wagner	9	7
204	H	Wagner	8	5
210	H	Valparaiso	2	3
223	H	Air Force	6	0

Texas St.

T  
e  
x  
a  
s  
S  
t  
.

T  
e  
x  
a  
s  
S  
t  
.

Average RPI Win:		212	WON-LOST RECORD		WINNING PCT. RANK		LAST 15 GAMES		STRENGTH OF SCHEDULE		OPP. STRENGTH OF SCHEDULE		TEAM RPI		ADJ RPI		CONF. RPI		ADJ CONF. RPI	
DIV. I ONLY			35-16-0		.68627 27		9-6-0		245		208		94		.52192 94		25		25	
DIV. I NON-CONF.			14-6-0		.7 33		2-0-0		257		197		82		.52354 81		25		24	
TOTALS		RPI 1-25		RPI 26-50		W-L RECORDS		RPI 51-100		RPI 101-150		RPI 150+								
35-16-0		0-1-0		0-1-0		OVERALL		2-2-0		4-4-0		29-8-0								
13-5-0		0-0-0		0-0-0		HOME		0-0-0		0-0-0		13-5-0								
14-6-0		0-0-0		0-1-0		AWAY		1-2-0		3-2-0		10-1-0								
8-5-0		0-1-0		0-0-0		NEUTRAL		1-0-0		1-2-0		6-2-0								
14-6-0		0-1-0		0-1-0		NON-CONFERENCE		1-0-0		2-2-0		11-2-0								
6-1-0		0-0-0		0-0-0		HOME		0-0-0		0-0-0		6-1-0								
3-2-0		0-0-0		0-0-		AWAY		0-0-0		1-1-0		2-0-0								
5-3-0		0-1-0		0-0-0		NEUTRAL		1-0-0		1-1-0		3-1-0								
21-10-0		0-0-0		0-0-0		CONFERENCE		1-2-0		2-2-0		18-6-0								
7-4-0		0-0-0		0-0-0		HOME		0-0-0		0-0-0		7-4-0								
11-4-0		0-0-0		0-0-0		AWAY		1-2-0		2-1-0		8-1-0								
3-2-0		0-0-0		0-0-0		NEUTRAL		0-0-0		0-1-0		3-1-0								
RPI	S	Opponent		Score		RPI	S	Opponent		Score		RPI	S	Opponent		Score				
20	N	Kentucky		2	16	43	A	Old Dominion		1	16	62	N	High Point		4	1			
												85	A	VCU		6	2			
												85	A	VCU		1	5			
												85	A	VCU		3	10			
												107	N	St. John's (NY)		4	3			
												121	A	George Mason		1	2			
												121	A	George Mason		9	0			
												121	A	George Mason		5	3			
												121	N	George Mason		4	5			
												122	N	Iowa		7	9			
												137	A	Penn		4	2			
												144	A	Elon		5	8			
												151	N	Saint Louis		1	9			
												161	H	Delaware		5	1			
												179	H	Richmond		5	8			
												179	H	Richmond		10	5			
												179	H	Richmond		5	2			
												179	N	Richmond		12	2			
												203	H	Monmouth		14	4			
												213	N	Gardner-Webb		5	4			
												216	H	Dayton		1	6			
												216	H	Dayton		3	2			
												216	H	Dayton		10	2			
												221	H	Temple		11	3			
												225	H	Massachusetts		6	10			
												225	H	Massachusetts		6	1			
												225	H	Massachusetts		3	7			
												231	A	Fordham		4	3			
												231	A	Fordham		17	1			
												231	A	Fordham		13	1			
												231	N	Fordham		9	4			
LAST 15 GAMES																				
151 N Saint Louis				1 9		121 A George Mason				1 2		225 H Massachusetts				3 7				
121 N George Mason				4 5		121 A George Mason				9 0		231 A Fordham				4 3				
179 N Richmond				12 2		121 A George Mason				5 3		231 A Fordham				17 1				
231 N Fordham				9 4								231 A Fordham				13 1				
225 H Massachusetts				6 1								231 N Fordham				9 4				

**Non-Div. I Games:**

Saint Joseph's

225 H Massachusetts	3	7
225 H Massachusetts	6	10

RPI	S	Opponent	Score	
232	N	Georgetown	3	2
232	N	Georgetown	15	0
232	N	Georgetown	4	5
247	A	La Salle	12	2
247	A	La Salle	6	4
247	A	La Salle	13	7
247	N	La Salle	10	3
257	A	Villanova	8	6
257	A	Villanova	7	6
257	H	Villanova	2	8
257	H	Villanova	9	6
258	H	Niagara	8	0
268	A	George Washington	3	4
268	A	George Washington	3	1
268	A	George Washington	13	1
283	H	St. Bonaventure	15	3
283	H	St. Bonaventure	16	3
285	H	Rider	7	4

Saint Joseph's

S  
a  
i  
n  
t  
J  
o  
s  
e  
p  
h  
'  
s

S  
a  
i  
n  
t  
J  
o  
s  
e  
p  
h  
'  
s

Average RPI Win:		152	WON-LOST RECORD		WINNING PCT. RANK		LAST 15 GAMES		STRENGTH OF SCHEDULE		OPP. STRENGTH OF SCHEDULE		TEAM RPI		ADJ RPI		CONF. RPI		ADJ CONF. RPI	
DIV. I ONLY			30-26-0		.53571 115		8-7-0		82		113		95		.5218 95		26		26	
DIV. I NON-CONF.			30-26-0		.53571 121		8-7-0		92		103		87		.5218 87		24		25	
TOTALS		RPI 1-25		RPI 26-50		W-L RECORDS		RPI 51-100		RPI 101-150		RPI 150+								
30-26-0		1-5-0		3-4-0		OVERALL		4-3-0		8-10-0		14-4-0								
17-12-0		1-1-0		1-2-0		HOME		3-2-0		2-3-0		10-4-0								
13-14-0		0-4-0		2-2-0		AWAY		1-1-0		6-7-0		4-0-0								
0-0-0		0-0-0		0-0-0		NEUTRAL		0-0-0		0-0-0		0-0-0								
30-26-0		1-5-0		3-4-0		NON-CONFERENCE		4-3-0		8-10-0		14-4-0								
17-12-0		1-1-0		1-2-0		HOME		3-2-0		2-3-0		10-4-0								
13-14-0		0-4-0		2-0-		AWAY		1-1-0		6-7-0		4-0-0								
0-0-0		0-0-0		0-0-0		NEUTRAL		0-0-0		0-0-0		0-0-0								
0-0-0		0-0-0		0-0-0		CONFERENCE		0-0-0		0-0-0		0-0-0								
0-0-0		0-0-0		0-0-0		HOME		0-0-0		0-0-0		0-0-0								
0-0-0		0-0-0		0-0-0		AWAY		0-0-0		0-0-0		0-0-0								
0-0-0		0-0-0		0-0-0		NEUTRAL		0-0-0		0-0-0		0-0-0								
RPI	S	Opponent		Score		RPI	S	Opponent		Score		RPI	S	Opponent		Score				
12	A	Texas Tech		2	3	34	H	Sam Houston St.		4	7	72	H	Southeast Mo. St.		4	10			
12	A	Texas Tech		2	7	34	H	Sam Houston St.		7	4	72	H	Southeast Mo. St.		5	7			
12	A	Texas Tech		1	4	34	H	Sam Houston St.		1	2	72	H	Southeast Mo. St.		6	2			
12	H	Texas Tech		1	4	37	A	Dallas Baptist		6	4	79	A	Wichita St.		5	6			
19	A	Oklahoma St.		3	8	37	A	Dallas Baptist		4	5	79	H	Wichita St.		9	4			
19	H	Oklahoma St.		15	8	37	A	Dallas Baptist		5	10	82	A	Oklahoma		2	0			
						44	A	Kansas		8	7	82	H	Oklahoma		3	0			
LAST 15 GAMES																				
160	H	Lamar		1	3	156	A	UALR		5	2	166	A	Stephen F. Austin		4	0			
160	H	Lamar		4	5	110	A	Missouri St.		5	1	166	A	Stephen F. Austin		11	1			
160	H	Lamar		6	5	109	A	Central Ark.		4	2	166	A	Stephen F. Austin		7	1			
19	A	Oklahoma St.		3	8							201	H	Houston Baptist		10	11			
287	H	Abilene Christian		3	1							201	H	Houston Baptist		5	3			

287	H	Abilene Christian	5	2
287	H	Abilene Christian	0	7

RPI	S	Opponent	Score	
201	H	Houston Baptist	6	5
269	H	Incarnate Word	2	0
275	H	Harvard	6	4
275	H	Harvard	4	3
275	H	Harvard	5	3
275	H	Harvard	6	5
287	H	Abilene Christian	3	1
287	H	Abilene Christian	5	2
287	H	Abilene Christian	0	7

Oral Roberts

O  
r  
a  
l  
R  
o  
b  
e  
r  
t  
s

O  
r  
a  
l  
R  
o  
b  
e  
r  
t  
s

Average RPI Win:		144	WON-LOST RECORD		WINNING PCT. RANK	LAST 15 GAMES	STRENGTH OF SCHEDULE		OPP. STRENGTH OF SCHEDULE	TEAM RPI	ADJ RPI	CONF. RPI	ADJ CONF. RPI				
Average RPI Loss:		91															
DIV. I ONLY			30-27-0		.52632	122	9-6-0		64	110	96	.52088	96	13	13		
DIV. I NON-CONF.			18-16-0		.52941	129	3-1-0		50	57	86	.52203	86	13	13		
TOTALS		RPI 1-25		RPI 26-50		W-L RECORDS		RPI 51-100		RPI 101-150		RPI 150+					
30-27-0		0-3-0		6-7-0		OVERALL		5-9-0		4-1-0		15-7-0					
18-12-0		0-2-0		6-5-0		HOME		2-3-0		4-0-0		6-2-0					
9-13-0		0-1-0		0-1-0		AWAY		2-5-0		0-1-0		7-5-0					
3-2-0		0-0-0		0-1-0		NEUTRAL		1-1-0		0-0-0		2-0-0					
18-16-0		0-3-0		4-5-0		NON-CONFERENCE		4-6-0		2-1-0		8-1-0					
13-9-0		0-2-0		4-4-0		HOME		2-3-0		2-0-0		5-0-0					
4-7-0		0-1-0		0-0-		AWAY		1-3-0		0-1-0		3-1-0					
1-0-0		0-0-0		0-0-0		NEUTRAL		1-0-0		0-0-0		0-0-0					
12-11-0		0-0-0		2-2-0		CONFERENCE		1-3-0		2-0-0		7-6-0					
5-3-0		0-0-0		2-1-0		HOME		0-0-0		2-0-0		1-2-0					
5-6-0		0-0-0		0-0-0		AWAY		1-2-0		0-0-0		4-4-0					
2-2-0		0-0-0		0-1-0		NEUTRAL		0-1-0		0-0-0		2-0-0					
RPI	S	Opponent		Score		RPI	S	Opponent		Score		RPI	S	Opponent		Score	
1	H	Virginia		2	7	32	H	Indiana St.		5	11	59	A	North Carolina St.		2	10
20	H	Kentucky		4	10	32	H	Indiana St.		1	6	59	H	North Carolina St.		2	11
22	A	Pepperdine		1	2	32	H	Indiana St.		3	2	63	A	Campbell		3	0
						38	H	West Virginia		3	9	63	H	Campbell		3	0
						38	H	West Virginia		13	10	65	A	San Diego		2	5
						38	H	West Virginia		2	1	70	A	William & Mary		8	2
						39	H	Liberty		6	14	70	A	William & Mary		2	10
						39	H	Liberty		11	0	70	A	William & Mary		2	14
						41	H	Col. of Charleston		4	7	70	N	William & Mary		6	12
						41	H	Col. of Charleston		5	0	74	A	East Carolina		5	8
						41	H	Col. of Charleston		3	2	75	N	Baylor		5	3
						41	N	Col. of Charleston		4	7	85	H	VCU		8	14
						45	A	North Carolina		4	9	85	H	VCU		4	2
												85	H	VCU		2	4

Non-Div. I Games:

UNC Wilmington



194 A Northeastern	3	2
194 A Northeastern	3	1

U  
N  
C  
W  
i  
l  
m  
i  
n  
g  
t  
o  
n

U  
N  
C  
W  
i  
l  
m  
i  
n  
g  
t  
o  
n

Average RPI Win:		121	WON-LOST RECORD		WINNING PCT. RANK	LAST 15 GAMES	STRENGTH OF SCHEDULE		OPP. STRENGTH OF SCHEDULE	TEAM RPI	ADJ RPI	CONF. RPI	ADJ CONF. RPI
Average RPI Loss:		108	31-26-0		.54386 111	11-2-0	98		42	97	.52078 97	11	11
DIV. I ONLY			9-14-0		.3913 216	0-0-0	130		11	210	.47216 209	11	11
DIV. I NON-CONF.													
TOTALS		RPI 1-25	RPI 26-50		W-L RECORDS		RPI 51-100		RPI 101-150		RPI 150+		
31-26-0		2-6-0	2-1-0		OVERALL		7-7-0		6-3-0		14-9-0		
16-15-0		1-4-0	2-1-0		HOME		5-3-0		5-2-0		3-5-0		
12-10-0		1-1-0	0-0-0		AWAY		1-4-0		1-1-0		9-4-0		
3-1-0		0-1-0	0-0-0		NEUTRAL		1-0-0		0-0-0		2-0-0		
9-14-0		1-3-0	2-1-0		NON-CONFERENCE		2-2-0		3-3-0		1-5-0		
6-10-0		0-2-0	2-1-0		HOME		1-1-0		2-2-0		1-4-0		
3-4-0		1-1-0	0-0-0		AWAY		1-1-0		1-1-0		0-1-0		
0-0-0		0-0-0	0-0-0		NEUTRAL		0-0-0		0-0-0		0-0-0		
22-12-0		1-3-0	0-0-0		CONFERENCE		5-5-0		3-0-0		13-4-0		
10-5-0		1-2-0	0-0-0		HOME		4-2-0		3-0-0		2-1-0		
9-6-0		0-0-0	0-0-0		AWAY		0-3-0		0-0-0		9-3-0		
3-1-0		0-1-0	0-0-0		NEUTRAL		1-0-0		0-0-0		2-0-0		
RPI S	Opponent	Score	RPI S	Opponent	Score	RPI S	Opponent	Score	RPI S	Opponent	Score		
3 A	Texas	2 10	31 H	Texas A&M	4 5	75 A	Baylor	2 5	110 H	Missouri St.	6 5		
6 H	La.-Lafayette	5 9	34 H	Sam Houston St.	7 6	75 H	Baylor	14 3	114 H	A&M-Corpus Christi	11 2		
6 H	La.-Lafayette	5 9	42 H	Columbia	8 4	76 H	Arkansas St.	6 2	114 H	A&M-Corpus Christi	3 7		
6 H	La.-Lafayette	5 4				76 H	Arkansas St.	10 14	114 H	A&M-Corpus Christi	3 6		
6 N	La.-Lafayette	5 6				76 H	Arkansas St.	1 5	126 H	Western Ky.	5 3		
7 A	TCU	10 2				76 N	Arkansas St.	8 7	126 H	Western Ky.	5 3		
7 H	TCU	6 12				82 A	Oklahoma	6 5	126 H	Western Ky.	8 5		
19 H	Oklahoma St.	3 4				82 H	Oklahoma	2 3	138 A	McNeese St.	5 6		
						93 A	Texas St.	5 10	138 A	McNeese St.	9 8		
						93 A	Texas St.	1 3	153 A	South Ala.	6 1		
						93 A	Texas St.	5 7	153 A	South Ala.	6 2		
						93 H	Texas St.	1 0	153 A	South Ala.	8 3		
						93 H	Texas St.	11 7	153 N	South Ala.	8 4		
						93 H	Texas St.	1 0	156 A	UALR	6 5		
									156 A	UALR	6 8		
									156 A	UALR	8 3		
									156 H	La.-Monroe	6 1		
									156 H	La.-Monroe	10 8		
									156 H	La.-Monroe	5 7		
									166 H	Stephen F. Austin	9 14		
									170 A	Georgia St.	10 11		
									170 A	Georgia St.	6 3		
									170 A	Georgia St.	6 4		
									185 H	Utah	9 3		
									185 H	Utah	3 5		
									193 A	Troy	8 11		
									193 A	Troy	11 6		
Non-Div. I Games:			Arlington Baptist		16 3	Texas Wesleyan		11 3	Texas-Arlington				

93	H	Texas St.	1	0
93	H	Texas St.	11	7

RPI	S	Opponent	Score	
193	A	Troy	6	5
193	N	Troy	7	3
201	A	Houston Baptist	4	7
269	H	Incarnate Word	1	4
287	H	Abilene Christian	1	2

Texas-Arlington

T  
e  
x  
a  
s  
-  
A  
r  
l  
i  
n  
g  
t  
o  
n

T  
e  
x  
a  
s  
-  
A  
r  
l  
i  
n  
g  
t  
o  
n

Average RPI Win:	167	WON-LOST	WINNING	LAST 15	STRENGTH OF	OPP. STRENGTH	TEAM	ADJ	CONF.	ADJ CONF.					
Average RPI Loss:	126	RECORD	PCT. RANK	GAMES	SCHEDULE	OF SCHEDULE	RPI	RPI	RPI	RPI					
DIV. I ONLY		33-23-0	.58929	80	9-6-0	144	154	98	.52076	98	16	16			
DIV. I NON-CONF.		15-11-0	.57692	91	1-2-0	198	139	137	.50365	136	19	19			
<hr/>															
TOTALS	RPI 1-25	RPI 26-50		W-L RECORDS		RPI 51-100		RPI 101-150		RPI 150+					
33-23-0	0-0-0	5-4-0		OVERALL		4-7-0		2-4-0		22-8-0					
18-8-0	0-0-0	4-2-0		HOME		2-2-0		0-0-0		12-4-0					
13-10-0	0-0-0	1-0-0		AWAY		2-3-0		2-3-0		8-4-0					
2-5-0	0-0-0	0-2-0		NEUTRAL		0-2-0		0-1-0		2-0-0					
15-11-0	0-0-0	3-2-0		NON-CONFERENCE		0-4-0		0-3-0		12-2-0					
12-2-0	0-0-0	2-1-0		HOME		0-1-0		0-0-0		10-0-0					
2-6-0	0-0-0	1-0-		AWAY		0-2-0		0-2-0		1-2-0					
1-3-0	0-0-0	0-1-0		NEUTRAL		0-1-0		0-1-0		1-0-0					
18-12-0	0-0-0	2-2-0		CONFERENCE		4-3-0		2-1-0		10-6-0					
6-6-0	0-0-0	2-1-0		HOME		2-1-0		0-0-0		2-4-0					
11-4-0	0-0-0	0-0-0		AWAY		2-1-0		2-1-0		7-2-0					
1-2-0	0-0-0	0-1-0		NEUTRAL		0-1-0		0-0-0		1-0-0					
RPI	S	Opponent	Score	RPI	S	Opponent	Score	RPI	S	Opponent	Score				
				36	A	Georgia Tech	3 1	59	H	North Carolina St.	1 6	123	A	VMI	8 9
				39	H	Liberty	4 2	62	A	High Point	8 10	123	A	VMI	5 1
				39	H	Liberty	4 9	62	A	High Point	3 1	123	A	VMI	6 1
				39	H	Liberty	4 1	62	A	High Point	8 3	139	N	Missouri	3 15
				39	N	Liberty	3 4	62	N	High Point	2 3	145	A	Virginia Tech	5 8
				43	N	Old Dominion	7 8	63	H	Campbell	4 5	145	A	Virginia Tech	1 6
				49	H	Bryant	7 6	63	H	Campbell	10 3	163	N	Cincinnati	6 5
				49	H	Bryant	6 11	63	H	Campbell	5 4	182	H	Siena	14 1
				49	H	Bryant	8 7	70	A	William & Mary	6 7	182	H	Siena	9 8
								81	A	Wake Forest	4 5	182	H	Siena	10 4
								85	N	VCU	4 9	187	A	East Tenn. St.	4 5
												187	A	East Tenn. St.	7 6
												191	H	Coastal Caro.	5 4
												191	H	Coastal Caro.	3 9
												191	H	Coastal Caro.	3 8
												199	A	Winthrop	0 6
												199	A	Winthrop	1 0
												199	A	Winthrop	4 7
												205	H	James Madison	14 5
												209	A	Charleston So.	18 4
												209	A	Charleston So.	8 2
												209	A	Charleston So.	10 9
												213	N	Gardner-Webb	5 4
												221	H	Temple	3 1
												221	H	Temple	6 3
												226	H	Longwood	8 3
												226	H	Longwood	2 4
<hr/>															
LAST 15 GAMES															
				39	N	Liberty	3 4	271	A	UNC Asheville	11 6	213	N	Gardner-Webb	5 4
				213	N	Gardner-Webb	5 4	271	A	UNC Asheville	4 2	221	H	Temple	3 1
				62	N	High Point	2 3	271	A	UNC Asheville	12 6	221	H	Temple	6 3
				39	H	Liberty	4 2					226	H	Longwood	8 3
				39	H	Liberty	4 9					226	H	Longwood	2 4

Non-Div. I Games:

Radford

39	H	Liberty	4	1
59	H	North Carolina St.	1	6

RPI	S	Opponent	Score	
226	H	Longwood	4	5
238	H	Quinnipiac	11	3
238	H	Quinnipiac	7	5
238	H	Quinnipiac	10	2
271	A	UNC Asheville	12	6
271	A	UNC Asheville	4	2
271	A	UNC Asheville	11	6
277	A	N.C. A&T	6	8
277	H	N.C. A&T	15	1

Radford

R  
a  
d  
f  
o  
r  
d

R  
a  
d  
f  
o  
r  
d

Average RPI Win:	128	WON-LOST RECORD	WINNING PCT. RANK	LAST 15 GAMES	STRENGTH OF SCHEDULE	OPP. STRENGTH OF SCHEDULE	TEAM RPI	ADJ RPI	CONF. RPI	ADJ CONF. RPI				
DIV. I ONLY		28-25-0	.5283	121	8-7-0	57	91	99	.52041	99	8	8		
DIV. I NON-CONF.		13-9-0	.59091	82	1-3-0	53	144	73	.52836	73	10	10		
<hr/>														
TOTALS	RPI 1-25	RPI 26-50		W-L RECORDS		RPI 51-100		RPI 101-150		RPI 150+				
28-25-0	2-5-0	3-2-0		OVERALL		7-8-0		3-3-0		13-7-0				
18-14-0	0-1-0	0-1-0		HOME		5-6-0		2-1-0		11-5-0				
10-11-0	2-4-0	3-1-0		AWAY		2-2-0		1-2-0		2-2-0				
0-0-0	0-0-0	0-0-0		NEUTRAL		0-0-0		0-0-0		0-0-0				
13-9-0	2-2-0	1-1-0		NON-CONFERENCE		0-2-0		2-1-0		8-3-0				
9-7-0	0-1-0	0-1-0		HOME		0-1-0		2-1-0		7-3-0				
4-2-0	2-1-0	1-0-		AWAY		0-1-0		0-0-0		1-0-0				
0-0-0	0-0-0	0-0-0		NEUTRAL		0-0-0		0-0-0		0-0-0				
15-16-0	0-3-0	2-1-0		CONFERENCE		7-6-0		1-2-0		5-4-0				
9-7-0	0-0-0	0-0-0		HOME		5-5-0		0-0-0		4-2-0				
6-9-0	0-3-0	2-1-0		AWAY		2-1-0		1-2-0		1-2-0				
0-0-0	0-0-0	0-0-0		NEUTRAL		0-0-0		0-0-0		0-0-0				
<hr/>														
RPI	S	Opponent	Score		RPI	S	Opponent	Score		RPI	S	Opponent	Score	
8	A	Florida	5	4	43	A	Old Dominion	9	4	64	H	Southern Miss.	0	2
14	A	Rice	1	14	43	A	Old Dominion	8	7	64	H	Southern Miss.	2	5
14	A	Rice	0	2	43	A	Old Dominion	1	12	64	H	Southern Miss.	3	1
14	A	Rice	2	3	50	A	UCF	1	0	74	H	East Carolina	4	3
17	A	Miami (FL)	5	2	50	H	UCF	1	4	74	H	East Carolina	1	2
17	A	Miami (FL)	1	2						74	H	East Carolina	4	6
17	H	Miami (FL)	9	10						77	A	FGCU	0	1
										77	H	FGCU	2	3
										78	H	UAB	3	1
										78	H	UAB	10	9
										78	H	UAB	6	8
										88	A	FIU	6	1
										88	A	FIU	13	5
										88	A	FIU	0	6
										88	H	FIU	5	1

Non-Div. I Games:

Fla. Atlantic

50	A	UCF	1	0
43	A	Old Dominion	1	12

F  
l  
a  
.  
A  
t  
l  
a  
n  
t  
i  
c

F  
l  
a  
.  
A  
t  
l  
a  
n  
t  
i  
c

Average RPI Win:		172	WON-LOST RECORD		WINNING PCT. RANK		LAST 15 GAMES		STRENGTH OF SCHEDULE		OPP. STRENGTH OF SCHEDULE		TEAM RPI		ADJ RPI		CONF. RPI		ADJ CONF. RPI				
DIV. I ONLY			31-26-0		.54386 111		7-8-0		115		122		100		.51926 100		10		10				
DIV. I NON-CONF.			18-11-0		.62069 63		2-1-0		153		172		63		.53354 63		7		7				
TOTALS		RPI 1-25		RPI 26-50		W-L RECORDS		RPI 51-100		RPI 101-150		RPI 150+											
31-26-0		3-6-0		0-6-0		OVERALL		2-3-0		6-8-0		20-3-0											
13-7-0		0-0-0		0-3-0		HOME		0-0-0		1-3-0		12-1-0											
9-12-0		2-4-0		0-2-0		AWAY		0-3-0		2-2-0		5-1-0											
9-7-0		1-2-0		0-1-0		NEUTRAL		2-0-0		3-3-0		3-1-0											
18-11-0		3-2-0		0-2-0		NON-CONFERENCE		0-0-0		3-5-0		12-2-0											
7-1-0		0-0-0		0-0-0		HOME		0-0-0		0-1-0		7-0-0											
4-5-0		2-1-0		0-0-		AWAY		0-0-0		0-1-0		2-1-0											
7-5-0		1-1-0		0-0-0		NEUTRAL		0-0-0		3-3-0		3-1-0											
13-15-0		0-4-0		0-4-0		CONFERENCE		2-3-0		3-3-0		8-1-0											
6-6-0		0-0-0		0-3-0		HOME		0-0-0		1-2-0		5-1-0											
5-7-0		0-3-0		0-0-0		AWAY		0-3-0		2-1-0		3-0-0											
2-2-0		0-1-0		0-1-0		NEUTRAL		2-0-0		0-0-0		0-0-0											
RPI	S	Opponent		Score		RPI	S	Opponent		Score		RPI	S	Opponent		Score		RPI	S	Opponent		Score	
7	A	TCU		2	6	28	A	Mississippi St.		2	4	56	A	Illinois		4	5	118	A	Minnesota		15	0
7	A	TCU		4	1	28	A	Mississippi St.		1	7	56	A	Illinois		4	5	118	A	Minnesota		2	4
7	A	TCU		2	1	33	H	Nebraska		3	5	56	A	Illinois		9	10	118	A	Minnesota		5	0
9	A	Indiana		1	4	33	H	Nebraska		1	4	56	N	Illinois		2	1	124	N	Wright St.		2	1
9	A	Indiana		0	7	33	H	Nebraska		1	4	56	N	Illinois		11	2	124	N	Wright St.		4	1
9	A	Indiana		1	2	33	N	Nebraska		2	3							124	N	Wright St.		1	7
9	N	Indiana		4	7													128	A	Central Mich.		5	7
13	N	Oregon St.		8	7													128	H	Central Mich.		1	10
25	N	Washington		1	4													128	N	Central Mich.		4	7
																		129	H	Ohio St.		7	6
																		129	H	Ohio St.		0	1
																		129	H	Ohio St.		2	6
																		149	N	Eastern Ill.		18	13
																		149	N	Eastern Ill.		5	10
																		156	A	La.-Monroe		1	5
																		182	H	Siena		6	1
																		182	H	Siena		5	1
																		182	H	Siena		4	0
																		185	N	Utah		8	5
																		190	A	Western Mich.		5	4
																		190	H	Western Mich.		11	3
																		200	H	Toledo		4	2
																		206	H	Purdue		3	5
																		206	H	Purdue		2	1
																		206	H	Purdue		7	6
																		227	H	Northwestern		7	1
																		227	H	Northwestern		15	3
					LAST 15 GAMES																		
						9	N	Indiana		4	7	128	N	Central Mich.		4	7						
						56	N	Illinois		11	2	33	H	Nebraska		1	4						
						33	N	Nebraska		2	3	33	H	Nebraska		1	4						
						56	N	Illinois		2	1												
						233	A	Penn St.		7	6												

Non-Div. I Games:

Michigan St.



Michigan St.

233	A	Penn St.	4	2
233	A	Penn St.	4	1

Through Games Of 6-25-14 (FINAL)

RPI	S	Opponent	Score	
227	H	Northwestern	3	2
233	A	Penn St.	4	2
233	A	Penn St.	7	6
233	A	Penn St.	4	1
259	H	Oakland	5	3
265	A	Eastern Mich.	5	3
265	H	Eastern Mich.	12	4
275	N	Harvard	4	0
275	N	Harvard	3	7
275	N	Harvard	1	0

Michigan St.

M  
i  
c  
h  
i  
g  
a  
n  
s  
t  
.

M  
i  
c  
h  
i  
g  
a  
n  
s  
t  
.

[illegible]

**Non-Div. I Games:**

Davidson

54	A	Western Caro.	6	8
271	H	UNC Asheville	10	3

RPI	S	Opponent	Score	
256	H	Fairleigh Dickinson	4	2
271	A	UNC Asheville	10	12
271	H	UNC Asheville	10	3
277	H	N.C. A&T	7	4
277	H	N.C. A&T	3	1

Davidson

D  
a  
v  
i  
d  
s  
o  
n

D  
a  
v  
i  
d  
s  
o  
n

Average RPI Win: 146		WON-LOST RECORD		WINNING PCT. RANK		LAST 15 GAMES		STRENGTH OF SCHEDULE		OPP. STRENGTH OF SCHEDULE		TEAM RPI		ADJ RPI		CONF. RPI		ADJ CONF. RPI			
Average RPI Loss: 98		35-26-0		.57377 93		7-8-0		129		70		102		.51889 102		8		8			
DIV. I ONLY		16-10-0		.61538 66		0-1-0		157		170		117		.51092 117		10		10			
DIV. I NON-CONF.																					
TOTALS		RPI 1-25		RPI 26-50		W-L RECORDS		RPI 51-100		RPI 101-150		RPI 150+									
35-26-0		1-4-0		5-4-0		OVERALL		10-9-0		4-2-0		15-7-0									
21-12-0		1-2-0		3-2-0		HOME		3-1-0		0-1-0		14-6-0									
10-11-0		0-0-0		2-2-0		AWAY		4-7-0		4-1-0		0-1-0									
4-3-0		0-2-0		0-0-0		NEUTRAL		3-1-0		0-0-0		1-0-0									
16-10-0		0-1-0		4-2-0		NON-CONFERENCE		1-2-0		2-1-0		9-4-0									
12-6-0		0-0-0		3-2-0		HOME		1-0-0		0-1-0		8-3-0									
3-3-0		0-0-0		1-0-		AWAY		0-2-0		2-0-0		0-1-0									
1-1-0		0-1-0		0-0-0		NEUTRAL		0-0-0		0-0-0		1-0-0									
19-16-0		1-3-0		1-2-0		CONFERENCE		9-7-0		2-1-0		6-3-0									
9-6-0		1-2-0		0-0-0		HOME		2-1-0		0-0-0		6-3-0									
7-8-0		0-0-0		1-2-0		AWAY		4-5-0		2-1-0		0-0-0									
3-2-0		0-1-0		0-0-0		NEUTRAL		3-1-0		0-0-0		0-0-0									
RPI S	Opponent	Score		RPI S	Opponent	Score		RPI S	Opponent	Score		RPI S	Opponent	Score							
7 N	TCU	1	5	34 A	Sam Houston St.	9	2	64 A	Southern Miss.	9	10	114 A	A&M-Corpus Christi	8	3						
14 H	Rice	4	2	37 H	Dallas Baptist	5	6	64 A	Southern Miss.	4	1	114 A	A&M-Corpus Christi	10	2						
14 H	Rice	3	11	42 H	Columbia	9	8	64 A	Southern Miss.	2	6	114 H	A&M-Corpus Christi	1	6						
14 H	Rice	2	11	42 H	Columbia	5	4	64 N	Southern Miss.	7	0	146 A	Tulane	1	4						
14 N	Rice	5	11	42 H	Columbia	5	1	64 N	Southern Miss.	7	8	146 A	Tulane	8	1						
				42 H	Columbia	2	4	74 A	East Carolina	2	3	146 A	Tulane	5	0						
				43 A	Old Dominion	5	0	74 A	East Carolina	2	3	160 H	Lamar	2	3						
				43 A	Old Dominion	2	4	74 A	East Carolina	2	1	160 H	Lamar	4	2						
				43 A	Old Dominion	1	10	74 A	East Carolina	2	1	168 H	Charlotte	3	1						
								74 N	East Carolina	8	3	168 H	Charlotte	2	5						
								75 A	Baylor	3	5	168 H	Charlotte	2	4						
								78 N	UAB	4	1	168 H	Charlotte	2	4						
								90 A	Middle Tenn.	2	3	189 N	BYU	7	1						
								90 A	Middle Tenn.	4	2	201 A	Houston Baptist	2	5						
								90 A	Middle Tenn.	9	4	201 H	Houston Baptist	7	9						
								93 A	Texas St.	6	7	214 H	Tex.-Pan American	6	5						
								93 H	Texas St.	7	2	229 H	Marshall	7	2						
								99 H	Fla. Atlantic	6	0	229 H	Marshall	2	5						
								99 H	Fla. Atlantic	0	3	229 H	Marshall	6	2						
								99 H	Fla. Atlantic	6	4	241 H	South Dakota St.	5	1						
												241 H	South Dakota St.	8	5						
												241 H	South Dakota St.	6	7						
												243 H	Louisiana Tech	6	3						
												243 H	Louisiana Tech	3	2						
												243 H	Louisiana Tech	10	1						
												269 H	Incarnate Word	10	4						
												288 H	Saint Peter's	14	0						
												288 H	Saint Peter's	15	3						
				LAST 15 GAMES																	
				14 N	Rice	5	11	74 A	East Carolina	2	1										
				64 N	Southern Miss.	7	8	75 A	Baylor	3	5										
				64 N	Southern Miss.	7	0	14 H	Rice	2	11										
				74 N	East Carolina	8	3														
				78 N	UAB	4	1														

Non-Div. I Games:

UTSA

74	A	East Carolina	2	3
74	A	East Carolina	2	3

RPI	S	Opponent	Score	
288	H	Saint Peter's	1	0

U  
T  
S  
A

U  
T  
S  
A

UTSA

Average RPI Win:	104	WON-LOST RECORD	WINNING PCT. RANK	LAST 15 GAMES	STRENGTH OF SCHEDULE	OPP. STRENGTH OF SCHEDULE	TEAM RPI	ADJ RPI	CONF. RPI	ADJ CONF. RPI	
DIV. I ONLY		25-30-1	.45536 177	3-11-1	31	23	103	.51871 103	4	4	
DIV. I NON-CONF.		12-12-1	.5 147	0-2-1	31	17	89	.52106 89	3	3	
<hr/>											
TOTALS	RPI 1-25	RPI 26-50		W-L RECORDS		RPI 51-100		RPI 101-150		RPI 150+	
25-30-1	4-9-0	4-11-0		OVERALL		5-4-1		5-2-0		7-4-0	
11-20-0	2-4-0	3-9-0		HOME		0-4-0		3-2-0		3-1-0	
11-10-1	2-5-0	1-2-0		AWAY		4-0-1		1-0-0		3-3-0	
3-0-0	0-0-0	0-0-0		NEUTRAL		1-0-0		1-0-0		1-0-0	
12-12-1	2-5-0	2-4-0		NON-CONFERENCE		1-1-1		3-1-0		4-1-0	
7-9-0	2-4-0	1-2-0		HOME		0-1-0		1-1-0		3-1-0	
2-3-1	0-1-0	1-0-		AWAY		0-0-1		1-0-0		0-0-0	
3-0-0	0-0-0	0-0-0		NEUTRAL		1-0-0		1-0-0		1-0-0	
13-18-0	2-4-0	2-7-0		CONFERENCE		4-3-0		2-1-0		3-3-0	
4-11-0	0-0-0	2-7-0		HOME		0-3-0		2-1-0		0-0-0	
9-7-0	2-4-0	0-0-0		AWAY		4-0-0		0-0-0		3-3-0	
0-0-0	0-0-0	0-0-0		NEUTRAL		0-0-0		0-0-0		0-0-0	
RPI S	Opponent	Score	RPI S	Opponent	Score	RPI S	Opponent	Score	RPI S	Opponent	Score
5 H	Houston	3 4	26 H	Oregon	1 2	51 A	UC Santa Barbara	5 5	108 N	Michigan	5 0
13 A	Oregon St.	2 4	26 H	Oregon	4 5	51 H	UC Santa Barbara	4 6	119 A	Loyola Marymount	5 3
13 A	Oregon St.	2 11	26 H	Oregon	1 4	57 A	California	3 1	119 H	Loyola Marymount	3 0
13 A	Oregon St.	3 9	27 H	Stanford	2 5	57 A	California	6 1	119 H	Loyola Marymount	1 6
16 H	Cal Poly	1 9	27 H	Stanford	7 2	57 A	California	3 2	134 H	Washington St.	8 7
16 H	Cal Poly	5 2	27 H	Stanford	0 5	59 N	North Carolina St.	2 0	134 H	Washington St.	0 2
16 H	Cal Poly	0 8	30 A	Long Beach St.	5 8	61 A	Southern California	6 5	134 H	Washington St.	4 2
22 H	Pepperdine	7 8	30 A	Long Beach St.	1 0	61 H	Southern California	4 7	180 N	Notre Dame	2 1
23 A	UC Irvine	2 10	30 H	Long Beach St.	2 1	61 H	Southern California	0 10	181 H	CSUN	7 1
23 H	UC Irvine	5 0	30 H	Long Beach St.	0 4	61 H	Southern California	2 3	185 A	Utah	7 3
25 A	Washington	3 0	46 H	Arizona St.	5 6				185 A	Utah	6 8
25 A	Washington	1 6	46 H	Arizona St.	5 8				185 A	Utah	3 1
25 A	Washington	6 3	46 H	Arizona St.	7 3				198 A	Arizona	2 3
			48 A	Cal St. Fullerton	3 4				198 A	Arizona	5 6
			48 H	Cal St. Fullerton	0 1				198 A	Arizona	8 0
									270 H	Portland	0 1
									270 H	Portland	12 1
									270 H	Portland	4 3
			LAST 15 GAMES								
			25 A	Washington	1 6	13 A	Oregon St.	2 11			
			25 A	Washington	6 3	13 A	Oregon St.	3 9			
			25 A	Washington	3 0	13 A	Oregon St.	2 4			
			26 H	Oregon	4 5						
			26 H	Oregon	1 4						

Non-Div. I Games:

UCLA

26	H	Oregon	1	2
23	A	UC Irvine	2	10

U  
C  
L  
A

U  
C  
L  
A

Average RPI Win: 136		WON-LOST	WINNING	LAST 15	STRENGTH OF		OPP. STRENGTH	TEAM	ADJ	CONF.	ADJ CONF.			
Average RPI Loss: 67		RECORD	PCT. RANK	GAMES	SCHEDULE		OF SCHEDULE	RPI	RPI	RPI	RPI			
DIV. I ONLY		25-30-0	.45455	178	3-12-0		40	53	104	.51822	104	2	2	
DIV. I NON-CONF.		20-11-0	.64516	46	2-1-0		123	201	44	.54581	44	2	2	
TOTALS		RPI 1-25	RPI 26-50		W-L RECORDS		RPI 51-100		RPI 101-150		RPI 150+			
25-30-0		1-14-0	3-6-0		OVERALL		7-4-0		6-0-0		8-6-0			
16-9-0		1-5-0	2-2-0		HOME		3-1-0		3-0-0		7-1-0			
6-19-0		0-9-0	1-4-0		AWAY		4-3-0		0-0-0		1-3-0			
3-2-0		0-0-0	0-0-0		NEUTRAL		0-0-0		3-0-0		0-2-0			
20-11-0		0-3-0	2-1-0		NON-CONFERENCE		4-1-0		6-0-0		8-6-0			
12-1-0		0-0-0	1-0-0		HOME		1-0-0		3-0-0		7-1-0			
5-8-0		0-3-0	1-0-		AWAY		3-1-0		0-0-0		1-3-0			
3-2-0		0-0-0	0-0-0		NEUTRAL		0-0-0		3-0-0		0-2-0			
5-19-0		1-11-0	1-5-0		CONFERENCE		3-3-0		0-0-0		0-0-0			
4-8-0		1-5-0	1-2-0		HOME		2-1-0		0-0-0		0-0-0			
1-11-0		0-6-0	0-3-0		AWAY		1-2-0		0-0-0		0-0-0			
0-0-0		0-0-0	0-0-0		NEUTRAL		0-0-0		0-0-0		0-0-0			
RPI	S	Opponent	Score		RPI	S	Opponent	Score		RPI	S	Opponent	Score	
3	H	Texas	5	4	33	A	Nebraska	10	6	66	A	Creighton	8	2
3	H	Texas	0	12	33	A	Nebraska	5	14	66	A	Creighton	8	5
3	H	Texas	8	9	33	H	Nebraska	12	6	66	A	Creighton	3	4
7	A	TCU	1	3	38	A	West Virginia	1	6	75	H	Baylor	6	4
7	A	TCU	7	21	38	A	West Virginia	5	6	75	H	Baylor	1	3
7	A	TCU	0	5	38	A	West Virginia	1	10	75	H	Baylor	8	2
12	A	Texas Tech	4	7	44	H	Kansas	3	6	79	A	Wichita St.	10	4
12	A	Texas Tech	7	11	44	H	Kansas	1	2	79	H	Wichita St.	3	2
12	A	Texas Tech	3	4	44	H	Kansas	10	0	82	A	Oklahoma	5	0
16	A	Cal Poly	0	3						82	A	Oklahoma	2	11
16	A	Cal Poly	2	5						82	A	Oklahoma	4	11
16	A	Cal Poly	1	10										
19	H	Oklahoma St.	5	17										
19	H	Oklahoma St.	0	8										
19	H	Oklahoma St.	4	6										
					LAST 15 GAMES									
	3	H Texas	8	9		7	A TCU	7	21					
	3	H Texas	5	4		7	A TCU	1	3					
	3	H Texas	0	12		7	A TCU	0	5					
	19	H Oklahoma St.	5	17										
	19	H Oklahoma St.	4	6										

Non-Div. I Games:

Kansas St.



19	H	Oklahoma St.	0	8
79	A	Wichita St.	10	4

K  
a  
n  
s  
a  
s  
S  
t  
.

K  
a  
n  
s  
a  
s  
S  
t  
.

Average RPI Win:	212	WON-LOST RECORD	WINNING PCT. RANK	LAST 15 GAMES	STRENGTH OF SCHEDULE	OPP. STRENGTH OF SCHEDULE	TEAM RPI	ADJ RPI	CONF. RPI	ADJ CONF. RPI					
DIV. I ONLY		38-15-0	.71698	12	9-6-0	292	176	105	.51819	105	18	17			
DIV. I NON-CONF.		26-6-0	.8125	10	1-0-0	300	183	100	.51753	100	21	21			
<hr/>															
TOTALS	RPI 1-25	RPI 26-50		W-L RECORDS		RPI 51-100		RPI 101-150		RPI 150+					
38-15-0	0-0-0	0-0-0		OVERALL		5-6-0		3-3-0		30-6-0					
18-3-0	0-0-0	0-0-0		HOME		3-0-0		1-2-0		14-1-0					
19-10-0	0-0-0	0-0-0		AWAY		2-4-0		1-1-0		16-5-0					
1-2-0	0-0-0	0-0-0		NEUTRAL		0-2-0		1-0-0		0-0-0					
<hr/>															
26-6-0	0-0-0	0-0-0		NON-CONFERENCE		1-2-0		1-1-0		24-3-0					
11-1-0	0-0-0	0-0-0		HOME		0-0-0		0-0-0		11-1-0					
15-5-0	0-0-0	0-0-		AWAY		1-2-0		1-1-0		13-2-0					
0-0-0	0-0-0	0-0-0		NEUTRAL		0-0-0		0-0-0		0-0-0					
<hr/>															
12-9-0	0-0-0	0-0-0		CONFERENCE		4-4-0		2-2-0		6-3-0					
7-2-0	0-0-0	0-0-0		HOME		3-0-0		1-2-0		3-0-0					
4-5-0	0-0-0	0-0-0		AWAY		1-2-0		0-0-0		3-3-0					
1-2-0	0-0-0	0-0-0		NEUTRAL		0-2-0		1-0-0		0-0-0					
<hr/>															
RPI	S	Opponent	Score	RPI	S	Opponent	Score	RPI	S	Opponent	Score				
				66 A Creighton				7	8	107 H St. John's (NY)				3	4
				66 A Creighton				3	4	107 H St. John's (NY)				5	4
				66 A Creighton				8	2	107 H St. John's (NY)				3	7
				66 N Creighton				1	2	107 N St. John's (NY)				1	0
				82 A Oklahoma				6	15	135 A Central Conn. St.				2	0
				82 A Oklahoma				2	8	135 A Central Conn. St.				0	1
				82 A Oklahoma				7	5	179 A Richmond				6	2
				91 H Xavier				3	2	179 A Richmond				8	2
				91 H Xavier				16	0	179 A Richmond				16	2
				91 H Xavier				7	3	198 A Arizona				9	1
				91 N Xavier				3	5	198 A Arizona				4	2
										198 A Arizona				11	2
										203 H Monmouth				4	3
										204 H Wagner				8	4
										205 A James Madison				19	4
										205 A James Madison				3	11
										205 A James Madison				15	4
										222 A Princeton				13	6
										230 A Lehigh				2	3
										232 A Georgetown				5	4
						232 A Georgetown				9	3				
						232 A Georgetown				3	4				
						249 A Butler				1	6				
						249 A Butler				6	7				
						249 A Butler				7	3				
						256 A Fairleigh Dickinson				10	5				
						256 H Fairleigh Dickinson				3	1				

Non-Div. I Games:

Seton Hall

107 H St. John's (NY)	3	7
91 H Xavier	3	2

RPI	S	Opponent	Score	
256	H	Fairleigh Dickinson	5	1
257	H	Villanova	3	1
257	H	Villanova	10	0
257	H	Villanova	6	5
276	H	Manhattan	2	0
276	H	Manhattan	3	2
276	H	Manhattan	8	0
284	A	Iona	8	0
285	A	Rider	4	3
288	A	Saint Peter's	15	0
288	H	Saint Peter's	11	3
288	H	Saint Peter's	8	9
302	H	NYIT	21	0
302	H	NYIT	6	0
302	H	NYIT	7	6

S  
e  
t  
o  
n  
H  
a  
l  
l

S  
e  
t  
o  
n  
H  
a  
l  
l

Average RPI Win: 214		WON-LOST	WINNING	LAST 15	STRENGTH OF		OPP. STRENGTH	TEAM	ADJ	CONF.	ADJ CONF.		
Average RPI Loss: 142		RECORD	PCT. RANK	GAMES	SCHEDULE		OF SCHEDULE	RPI	RPI	RPI	RPI		
DIV. I ONLY		31-21-1	.59434	75	10-5-0		155	247	106	.51774	106	24	24
DIV. I NON-CONF.		12-16-1	.43103	197	2-4-0		148	230	185	.48614	185	28	28
TOTALS		RPI 1-25	RPI 26-50		W-L RECORDS		RPI 51-100		RPI 101-150		RPI 150+		
31-21-1		0-4-0	2-3-0		OVERALL		1-0-0		3-5-0		25-9-1		
12-5-0		0-0-0	1-2-0		HOME		0-0-0		0-0-0		11-3-0		
7-11-0		0-4-0	0-0-0		AWAY		0-0-0		2-3-0		5-4-0		
12-5-1		0-0-0	1-1-0		NEUTRAL		1-0-0		1-2-0		9-2-1		
12-16-1		0-4-0	2-3-0		NON-CONFERENCE		1-0-0		1-3-0		8-6-1		
2-3-0		0-0-0	1-2-0		HOME		0-0-0		0-0-0		1-1-0		
2-8-0		0-4-0	0-0-		AWAY		0-0-0		0-1-0		2-3-0		
8-5-1		0-0-0	1-1-0		NEUTRAL		1-0-0		1-2-0		5-2-1		
19-5-0		0-0-0	0-0-0		CONFERENCE		0-0-0		2-2-0		17-3-0		
10-2-0		0-0-0	0-0-0		HOME		0-0-0		0-0-0		10-2-0		
5-3-0		0-0-0	0-0-0		AWAY		0-0-0		2-2-0		3-1-0		
4-0-0		0-0-0	0-0-0		NEUTRAL		0-0-0		0-0-0		4-0-0		
RPI S	Opponent	Score	RPI S	Opponent	Score	RPI S	Opponent	Score	RPI S	Opponent	Score		
1 A	Virginia	1 10	29 N	Arkansas	0 10	87 N	Illinois St.	4 2	128 N	Central Mich.	4 10		
15 A	South Carolina	0 12	39 N	Liberty	5 2				136 A	Towson	2 4		
15 A	South Carolina	2 12	42 H	Columbia	1 3				140 N	Bowling Green	7 3		
15 A	South Carolina	4 17	42 H	Columbia	2 1				140 N	Bowling Green	0 7		
			42 H	Columbia	3 4				148 A	Army	4 10		
									148 A	Army	9 0		
									148 A	Army	5 6		
									148 A	Army	3 1		
									152 A	Binghamton	4 1		
									207 N	LIU Brooklyn	0 0		
									215 H	Holy Cross	5 0		
									215 H	Holy Cross	4 2		
									215 H	Holy Cross	0 4		
									215 H	Holy Cross	7 3		
									227 N	Northwestern	6 5		
									230 H	Lehigh	11 2		
									230 H	Lehigh	9 1		
									230 H	Lehigh	2 4		
									230 H	Lehigh	7 3		
									230 N	Lehigh	5 4		
									230 N	Lehigh	7 2		
									233 A	Penn St.	3 4		
									233 A	Penn St.	2 7		
									233 H	Penn St.	1 0		
									233 H	Penn St.	2 6		
									235 N	Yale	5 13		
									240 A	Lafayette	4 1		
LAST 15 GAMES			29 N	Arkansas	0 10	230 N	Lehigh	5 4					
			39 N	Liberty	5 2	266 N	Navy	15 6					
			1 A	Virginia	1 10	266 N	Navy	8 4					
			42 H	Columbia	3 4								
			42 H	Columbia	1 3								

Non-Div. I Games:

Bucknell

42	H	Columbia	2	1
230	N	Lehigh	7	2

RPI	S	Opponent	Score	
240	A	Lafayette	3	7
240	A	Lafayette	5	4
240	A	Lafayette	4	0
242	A	Mt. St. Mary's	6	1
250	A	Delaware St.	0	1
258	N	Niagara	6	5
258	N	Niagara	9	2
258	N	Niagara	1	2
258	N	Niagara	4	2
266	H	Navy	1	0
266	H	Navy	4	1
266	H	Navy	5	2
266	H	Navy	2	1
266	N	Navy	8	4
266	N	Navy	15	6
284	N	Iona	9	5

B  
u  
c  
k  
n  
e  
l  
l

B  
u  
c  
k  
n  
e  
l  
l

Average RPI Win:	198	WON-LOST RECORD	WINNING PCT. RANK	LAST 15 GAMES	STRENGTH OF SCHEDULE	OPP. STRENGTH OF SCHEDULE	TEAM RPI	ADJ RPI	CONF. RPI	ADJ CONF. RPI				
DIV. I ONLY		34-20-0	.62963	51	9-6-0	227	152	107	.5176	107	18	17		
DIV. I NON-CONF.		21-13-0	.61765	65	2-1-0	271	95	135	.5038	134	21	21		
<hr/>														
TOTALS	RPI 1-25	RPI 26-50		W-L RECORDS		RPI 51-100		RPI 101-150		RPI 150+				
34-20-0	1-3-0	0-5-0		OVERALL		5-6-0		4-3-0		24-3-0				
22-4-0	0-0-0	0-0-0		HOME		1-2-0		2-1-0		19-1-0				
11-12-0	1-2-0	0-5-0		AWAY		4-2-0		2-1-0		4-2-0				
1-4-0	0-1-0	0-0-0		NEUTRAL		0-2-0		0-1-0		1-0-0				
21-13-0	1-3-0	0-5-0		NON-CONFERENCE		1-3-0		2-1-0		17-1-0				
15-2-0	0-0-0	0-0-0		HOME		0-0-0		2-1-0		13-1-0				
5-9-0	1-2-0	0-0-		AWAY		1-2-0		0-0-0		3-0-0				
1-2-0	0-1-0	0-0-0		NEUTRAL		0-1-0		0-0-0		1-0-0				
13-7-0	0-0-0	0-0-0		CONFERENCE		4-3-0		2-2-0		7-2-0				
7-2-0	0-0-0	0-0-0		HOME		1-2-0		0-0-0		6-0-0				
6-3-0	0-0-0	0-0-0		AWAY		3-0-0		2-1-0		1-2-0				
0-2-0	0-0-0	0-0-0		NEUTRAL		0-1-0		0-1-0		0-0-0				
RPI	S	Opponent	Score		RPI	S	Opponent	Score		RPI	S	Opponent	Score	
20	N	Kentucky	0	13	33	A	Nebraska	6	7	66	H	Creighton	5	15
22	A	Pepperdine	1	11	33	A	Nebraska	7	14	66	H	Creighton	11	13
22	A	Pepperdine	2	0	33	A	Nebraska	4	12	66	H	Creighton	6	5
22	A	Pepperdine	4	8	42	A	Columbia	4	11	91	A	Xavier	3	2
					43	A	Old Dominion	0	3	91	A	Xavier	8	7
										91	A	Xavier	7	3
										91	N	Xavier	2	8
										94	N	Saint Joseph's	3	4
										99	A	Fla. Atlantic	4	3
										99	A	Fla. Atlantic	1	11
										99	A	Fla. Atlantic	4	5
			</											

Non-Div. I Games:	Fla. Memorial	18	1
-------------------	---------------	----	---

St. John's (NY)

288	H	Saint Peter's	13	4
66	H	Creighton	5	15

RPI	S	Opponent	Score	
257	A	Villanova	4	5
274	H	Albany (NY)	8	5
284	H	Iona	7	2
288	H	Saint Peter's	13	4
302	A	NYIT	17	8
302	H	NYIT	11	2
302	H	NYIT	13	0

St. John's (NY)

S  
t  
.  
J  
o  
h  
n  
.  
s  
(  
N  
Y  
)

S  
t  
.  
J  
o  
h  
n  
.  
s  
(  
N  
Y  
)

Average RPI Win: 147		WON-LOST RECORD		WINNING PCT. RANK		LAST 15 GAMES		STRENGTH OF SCHEDULE		OPP. STRENGTH OF SCHEDULE		TEAM RPI		ADJ RPI		CONF. RPI		ADJ CONF. RPI											
DIV. I ONLY		30-29-1		.50833 139		10-5-0		79		96		108		.51703 108		10		10											
DIV. I NON-CONF.		15-16-1		.48438 159		4-1-0		133		120		143		.50083 142		7		7											
TOTALS		RPI 1-25		RPI 26-50		W-L RECORDS		RPI 51-100		RPI 101-150		RPI 150+																	
30-29-1		1-7-1		3-6-0		OVERALL		3-3-0		10-6-0		13-7-0																	
12-10-0		0-0-0		2-3-0		HOME		0-0-0		6-5-0		4-2-0																	
10-12-0		1-5-0		1-2-0		AWAY		3-3-0		1-0-0		4-2-0																	
8-7-1		0-2-1		0-1-0		NEUTRAL		0-0-0		3-1-0		5-3-0																	
15-16-1		0-4-1		2-3-0		NON-CONFERENCE		1-2-0		3-2-0		9-5-0																	
6-4-0		0-0-0		1-1-0		HOME		0-0-0		1-1-0		4-2-0																	
3-7-0		0-3-0		1-0-		AWAY		1-2-0		1-0-0		0-0-0																	
6-5-1		0-1-1		0-0-0		NEUTRAL		0-0-0		1-1-0		5-3-0																	
15-13-0		1-3-0		1-3-0		CONFERENCE		2-1-0		7-4-0		4-2-0																	
6-6-0		0-0-0		1-2-0		HOME		0-0-0		5-4-0		0-0-0																	
7-5-0		1-2-0		0-0-0		AWAY		2-1-0		0-0-0		4-2-0																	
2-2-0		0-1-0		0-1-0		NEUTRAL		0-0-0		2-0-0		0-0-0																	
RPI	S	Opponent		Score		RPI	S	Opponent		Score		RPI	S	Opponent		Score													
5	A	Houston		3	4	33	H	Nebraska		1	3	56	A	Illinois		17	9	103	N	UCLA		0	5						
5	A	Houston		0	1	33	H	Nebraska		7	5	56	A	Illinois		4	2	118	H	Minnesota		1	3						
5	A	Houston		1	2	33	H	Nebraska		4	6	56	A	Illinois		0	1	118	H	Minnesota		8	1						
9	A	Indiana		4	3	33	N	Nebraska		1	6	59	A	North Carolina St.		0	3	118	H	Minnesota		6	9						
9	A	Indiana		3	5	41	A	Col. of Charleston		2	3	77	A	FGCU		6	4	118	N	Minnesota		3	2						
9	A	Indiana		1	5	41	A	Col. of Charleston		3	4	93	A	Texas St.		7	8	122	H	Iowa		6	5						
9	N	Indiana		0	5	44	H	Kansas		2	8							122	H	Iowa		4	2						
25	N	Washington		7	7	44	H	Kansas		4	0							122	H	Iowa		2	3						
25	N	Washington		6	8	50	A	UCF		3	2							122	N	Iowa		7	1						
						LAST 15 GAMES																							
						33 N Nebraska						1	6	129 H Ohio St.						4	1	206 A Purdue						13	3
						122 N Iowa						7	1	129 H Ohio St.						5	1	206 A Purdue						7	6
						9 N Indiana						0	5	129 H Ohio St.						0	1	222 N Princeton						5	6
						118 N Minnesota						3	2									222 N Princeton						4	2
						44 H Kansas						4	0									222 N Princeton						3	7

Non-Div. I Games:

Michigan



44	H	Kansas	2	8
254	H	Ill.-Chicago	2	1

RPI	S	Opponent	Score	
222	N	Princeton	8	2
223	N	Air Force	8	2
227	A	Northwestern	5	3
227	A	Northwestern	18	6
227	A	Northwestern	3	5
254	H	Ill.-Chicago	2	1
259	H	Oakland	3	1
259	H	Oakland	7	4
265	H	Eastern Mich.	3	4

M  
i  
c  
h  
i  
g  
a  
n

M  
i  
c  
h  
i  
g  
a  
n

Average RPI Win:	171	WON-LOST RECORD	WINNING PCT. RANK	LAST 15 GAMES	STRENGTH OF SCHEDULE	OPP. STRENGTH OF SCHEDULE	TEAM RPI	ADJ RPI	CONF. RPI	ADJ CONF. RPI		
DIV. I ONLY		32-22-0	.59259	76	10-5-0	176	160	109	.51691	109	17	18
DIV. I NON-CONF.		12-10-0	.54545	109	1-2-0	200	214	175	.48912	175	16	17
<hr/>												
TOTALS	RPI 1-25	RPI 26-50		W-L RECORDS		RPI 51-100		RPI 101-150		RPI 150+		
32-22-0	0-0-0	3-0-0		OVERALL		4-8-0		11-10-0		14-4-0		
18-7-0	0-0-0	3-0-0		HOME		4-5-0		4-2-0		7-0-0		
10-13-0	0-0-0	0-0-0		AWAY		0-2-0		4-8-0		6-3-0		
4-2-0	0-0-0	0-0-0		NEUTRAL		0-1-0		3-0-0		1-1-0		
<hr/>												
12-10-0	0-0-0	0-0-0		NON-CONFERENCE		3-5-0		3-3-0		6-2-0		
8-5-0	0-0-0	0-0-0		HOME		3-3-0		1-2-0		4-0-0		
3-4-0	0-0-0	0-0-0		AWAY		0-2-0		2-1-0		1-1-0		
1-1-0	0-0-0	0-0-0		NEUTRAL		0-0-0		0-0-0		1-1-0		
<hr/>												
20-12-0	0-0-0	3-0-0		CONFERENCE		1-3-0		8-7-0		8-2-0		
10-2-0	0-0-0	3-0-0		HOME		1-2-0		3-0-0		3-0-0		
7-9-0	0-0-0	0-0-0		AWAY		0-0-0		2-7-0		5-2-0		
3-1-0	0-0-0	0-0-0		NEUTRAL		0-1-0		3-0-0		0-0-0		
<hr/>												
RPI S	Opponent	Score	RPI S	Opponent	Score	RPI S	Opponent	Score	RPI S	Opponent	Score	
			34 H	Sam Houston St.	9 7	66 H	Creighton	2 10	110 H	Missouri St.	5 11	
			34 H	Sam Houston St.	6 4	67 H	Southeastern La.	4 7	110 H	Missouri St.	4 6	
			34 H	Sam Houston St.	4 2	67 H	Southeastern La.	3 0	110 H	Missouri St.	6 4	
						67 H	Southeastern La.	0 6	114 A	A&M-Corpus Christi	4 9	
						67 N	Southeastern La.	4 9	114 A	A&M-Corpus Christi	4 2	
						76 A	Arkansas St.	0 3	114 A	A&M-Corpus Christi	3 6	
						76 H	Arkansas St.	4 3	114 N	A&M-Corpus Christi	3 1	
						79 A	Wichita St.	6 9	115 A	Memphis	1 2	
						87 H	Illinois St.	7 0	115 A	Memphis	8 4	
						95 H	Oral Roberts	2 4	115 A	Memphis	4 2	
						95 H	Oral Roberts	2 1	117 A	Northwestern St.	3 6	
						95 H	Oral Roberts	4 8	117 A	Northwestern St.	4 5	
									117 A	Northwestern St.	2 6	
									133 A	Nicholls St.	4 3	
									133 A	Nicholls St.	0 4	
									133 A	Nicholls St.	2 3	
									138 H	McNeese St.	6 5	
									138 H	McNeese St.	4 2	
									138 H	McNeese St.	11 3	
									138 N	McNeese St.	11 3	
									138 N	McNeese St.	8 6	
			LAST 15 GAMES						156 A	UALR	6 7	
			67 N	Southeastern La.	4 9	269 H	Incarnate Word	6 3	156 H	UALR	5 4	
			138 N	McNeese St.	8 6	269 H	Incarnate Word	5 4	166 A	Stephen F. Austin	6 9	
			138 N	McNeese St.	11 3	269 H	Incarnate Word	9 1	166 A	Stephen F. Austin	4 5	
			114 N	A&M-Corpus Christi	3 1				166 A	Stephen F. Austin	8 4	
			278 A	New Orleans	4 3				269 H	Incarnate Word	6 3	

**Non-Div. I Games:**

Central Ark.

278	A	New Orleans	11	8
278	A	New Orleans	14	0

RPI	S	Opponent	Score	
269	H	Incarnate Word	5	4
269	H	Incarnate Word	9	1
272	H	North Dakota	6	1
272	H	North Dakota	4	3
278	A	New Orleans	14	0
278	A	New Orleans	4	3
278	A	New Orleans	11	8
280	A	Ark.-Pine Bluff	13	1
280	H	Ark.-Pine Bluff	18	12
287	A	Abilene Christian	6	4
293	N	NJIT	5	7
293	N	NJIT	17	7

Central Ark.

C  
e  
n  
t  
r  
a  
l  
A  
r  
k  
.

C  
e  
n  
t  
r  
a  
l  
A  
r  
k  
.

Average RPI Win: 133		WON-LOST	WINNING	LAST 15	STRENGTH OF		OPP. STRENGTH	TEAM	ADJ	CONF.	ADJ CONF.
Average RPI Loss: 84		RECORD	PCT. RANK	GAMES	SCHEDULE		OF SCHEDULE	RPI	RPI	RPI	RPI
DIV. I ONLY		26-31-0	.45614	174	58		95	110	.51545	110	7
DIV. I NON-CONF.		14-14-0	.5	147	171		78	116	.5118	116	8
TOTALS		RPI 1-25	RPI 26-50		W-L RECORDS		RPI 51-100		RPI 101-150		RPI 150+
26-31-0		0-2-0	5-11-0		OVERALL		7-10-0		3-3-0		11-5-0
9-10-0		0-1-0	1-4-0		HOME		4-4-0		1-0-0		3-1-0
11-17-0		0-1-0	2-5-0		AWAY		3-6-0		2-2-0		4-3-0
6-4-0		0-0-0	2-2-0		NEUTRAL		0-0-0		0-1-0		4-1-0
14-14-0		0-2-0	2-1-0		NON-CONFERENCE		3-5-0		3-3-0		6-3-0
4-3-0		0-1-0	1-1-0		HOME		1-1-0		1-0-0		1-0-0
7-9-0		0-1-0	1-0-		AWAY		2-4-0		2-2-0		2-2-0
3-2-0		0-0-0	0-0-0		NEUTRAL		0-0-0		0-1-0		3-1-0
12-17-0		0-0-0	3-10-0		CONFERENCE		4-5-0		0-0-0		5-2-0
5-7-0		0-0-0	0-3-0		HOME		3-3-0		0-0-0		2-1-0
4-8-0		0-0-0	1-5-0		AWAY		1-2-0		0-0-0		2-1-0
3-2-0		0-0-0	2-2-0		NEUTRAL		0-0-0		0-0-0		1-0-0
RPI S	Opponent	Score	RPI S	Opponent	Score	RPI S	Opponent	Score	RPI S	Opponent	Score
19 A	Oklahoma St.	2 3	29 H	Arkansas	1 4	69 A	New Mexico	6 1	104 N	Kansas St.	3 8
19 H	Oklahoma St.	0 6	32 A	Indiana St.	7 10	69 A	New Mexico	0 7	109 A	Central Ark.	11 5
			32 A	Indiana St.	5 6	72 A	Southeast Mo. St.	5 6	109 A	Central Ark.	6 4
			32 A	Indiana St.	3 4	76 H	Arkansas St.	5 4	109 A	Central Ark.	4 6
			32 N	Indiana St.	9 1	79 A	Wichita St.	0 5	139 A	Missouri	4 9
			37 A	Dallas Baptist	5 6	79 A	Wichita St.	1 5	139 H	Missouri	9 0
			37 A	Dallas Baptist	0 1	79 A	Wichita St.	4 3	151 H	Saint Louis	8 0
			37 A	Dallas Baptist	10 5	80 H	Evansville	8 1	156 A	UALR	6 10
			37 H	Dallas Baptist	0 2	80 H	Evansville	9 8	162 A	Bradley	6 5
			37 H	Dallas Baptist	0 1	80 H	Evansville	0 1	162 A	Bradley	5 6
			37 H	Dallas Baptist	0 1	87 H	Illinois St.	4 2	162 A	Bradley	7 2
			37 N	Dallas Baptist	2 3	87 H	Illinois St.	1 7	162 N	Bradley	7 2
			37 N	Dallas Baptist	4 9	87 H	Illinois St.	1 6	185 N	Utah	3 7
			37 N	Dallas Baptist	5 3	95 A	Oral Roberts	3 2	202 H	Southern Ill.	6 5
			44 A	Kansas	6 5	95 A	Oral Roberts	1 4	202 H	Southern Ill.	8 3
			44 H	Kansas	5 3	95 H	Oral Roberts	1 5	202 H	Southern Ill.	5 9
						97 A	Texas-Arlington	5 6	220 N	Northern Ill.	11 0
									220 N	Northern Ill.	9 8
									287 A	Abilene Christian	12 0
									287 N	Abilene Christian	12 3
									290 A	UT Martin	3 4
									290 A	UT Martin	7 5
LAST 15 GAMES											
			37 N	Dallas Baptist	4 9	80 H	Evansville	0 1			
			37 N	Dallas Baptist	5 3	32 A	Indiana St.	3 4			
			162 N	Bradley	7 2	32 A	Indiana St.	5 6			
			32 N	Indiana St.	9 1						
			37 N	Dallas Baptist	2 3						

Non-Div. I Games:

Missouri St.

80 H Evansville	9	8
80 H Evansville	8	1

M  
i  
s  
s  
o  
u  
r  
i  
s  
t  
.

M  
i  
s  
s  
o  
u  
r  
i  
s  
t  
.

Average RPI Win:	176	WON-LOST	WINNING	LAST 15	STRENGTH OF	OPP. STRENGTH	TEAM	ADJ	CONF.	ADJ CONF.		
Average RPI Loss:	127	RECORD	PCT. RANK	GAMES	SCHEDULE	OF SCHEDULE	RPI	RPI	RPI	RPI		
DIV. I ONLY		30-27-0	.52632	122	11-4-0	119	211	111	.51461	111	20	20
DIV. I NON-CONF.		11-16-0	.40741	213	1-1-0	33	149	101	.51699	101	18	18
<hr/>												
TOTALS	RPI 1-25	RPI 26-50		W-L RECORDS		RPI 51-100		RPI 101-150		RPI 150+		
30-27-0	1-3-0	0-0-0		OVERALL		3-5-0		7-9-0		19-10-0		
12-9-0	0-1-0	0-0-0		HOME		2-1-0		2-1-0		8-6-0		
16-16-0	1-2-0	0-0-0		AWAY		0-4-0		4-8-0		11-2-0		
2-2-0	0-0-0	0-0-0		NEUTRAL		1-0-0		1-0-0		0-2-0		
11-16-0	1-3-0	0-0-0		NON-CONFERENCE		3-5-0		3-3-0		4-5-0		
4-5-0	0-1-0	0-0-0		HOME		2-1-0		0-0-0		2-3-0		
6-11-0	1-2-0	0-0-		AWAY		0-4-0		3-3-0		2-2-0		
1-0-0	0-0-0	0-0-0		NEUTRAL		1-0-0		0-0-0		0-0-0		
19-11-0	0-0-0	0-0-0		CONFERENCE		0-0-0		4-6-0		15-5-0		
8-4-0	0-0-0	0-0-0		HOME		0-0-0		2-1-0		6-3-0		
10-5-0	0-0-0	0-0-0		AWAY		0-0-0		1-5-0		9-0-0		
1-2-0	0-0-0	0-0-0		NEUTRAL		0-0-0		1-0-0		0-2-0		
<hr/>												
RPI S	Opponent	Score		RPI S	Opponent	Score		RPI S	Opponent	Score		
9 H	Indiana	1	16			68 H	Canisius 20 11	101 A	Davidson	6	0	
18 A	Louisville	0	9			68 N	Canisius 7 4	101 A	Davidson	14	11	
18 A	Louisville	6	4			76 A	Arkansas St. 0 3	101 A	Davidson	6	13	
18 A	Louisville	1	10			76 A	Arkansas St. 8 18	116 A	Tennessee Tech	5	13	
						76 A	Arkansas St. 3 13	116 A	Tennessee Tech	1	4	
						90 A	Middle Tenn. 3 4	127 A	Kent St.	4	13	
						91 H	Xavier 14 9	127 A	Kent St.	6	4	
						91 H	Xavier 5 6	127 A	Kent St.	2	4	
								128 A	Central Mich.	4	8	
								128 A	Central Mich.	1	2	
								128 A	Central Mich.	1	4	
								128 N	Central Mich.	4	3	
								129 A	Ohio St.	3	1	
								140 H	Bowling Green	0	5	
								140 H	Bowling Green	5	4	
								140 H	Bowling Green	3	1	
								154 A	Lipscomb	9	3	
								163 A	Cincinnati	7	8	
								163 H	Cincinnati	4	7	
								171 A	Buffalo	5	4	
								171 A	Buffalo	9	8	
								171 A	Buffalo	9	7	
								171 N	Buffalo	0	4	
								171 N	Buffalo	5	6	
								172 H	Akron	6	0	
								172 H	Akron	5	7	
								172 H	Akron	5	3	
<hr/>												
				LAST 15 GAMES								
				171 N Buffalo 0 4		171 A Buffalo 9 7				171 N Buffalo 0 4		
				128 N Central Mich. 4 3		171 A Buffalo 9 8				171 N Buffalo 5 6		
				171 N Buffalo 5 6		129 A Ohio St. 3 1				172 H Akron 6 0		
				294 A Ohio 16 1						172 H Akron 5 7		
				294 A Ohio 6 4						172 H Akron 5 3		

**Non-Div. I Games:**

Miami (OH)

294	A	Ohio	8	5
171	A	Buffalo	5	4

RPI	S	Opponent	Score	
190	H	Western Mich.	7	6
190	H	Western Mich.	1	2
190	H	Western Mich.	11	3
196	A	Belmont	8	9
200	H	Toledo	5	13
200	H	Toledo	5	3
200	H	Toledo	1	0
212	A	Eastern Ky.	6	3
212	H	Eastern Ky.	5	7
216	H	Dayton	8	4
216	H	Dayton	2	10
263	H	Northern Ky.	7	6
265	A	Eastern Mich.	9	7
265	A	Eastern Mich.	8	2
265	A	Eastern Mich.	3	1
294	A	Ohio	16	1
294	A	Ohio	6	4
294	A	Ohio	8	5

M  
i  
a  
m  
i  
(  
O  
H  
)

M  
i  
a  
m  
i  
(  
O  
H  
)

Average RPI Win: 129		WON-LOST	WINNING	LAST 15	STRENGTH OF		OPP. STRENGTH	TEAM	ADJ	CONF.	ADJ CONF.
Average RPI Loss: 94		RECORD	PCT. RANK	GAMES	SCHEDULE		OF SCHEDULE	RPI	RPI	RPI	RPI
DIV. I ONLY		28-29-0	.49123	146	7-8-0		54	117	112	.51377	112
DIV. I NON-CONF.		14-10-0	.58333	88	1-2-0		66	56	57	.53828	57
TOTALS		RPI 1-25	RPI 26-50		W-L RECORDS		RPI 51-100		RPI 101-150		RPI 150+
28-29-0		2-1-0	7-8-0		OVERALL		2-9-0		6-7-0		11-4-0
20-10-0		0-0-0	6-4-0		HOME		2-4-0		4-2-0		8-0-0
7-17-0		2-1-0	1-3-0		AWAY		0-5-0		1-4-0		3-4-0
1-2-0		0-0-0	0-1-0		NEUTRAL		0-0-0		1-1-0		0-0-0
14-10-0		2-1-0	4-1-0		NON-CONFERENCE		2-3-0		1-4-0		5-1-0
12-3-0		0-0-0	4-0-0		HOME		2-1-0		1-2-0		5-0-0
2-7-0		2-1-0	0-0-		AWAY		0-2-0		0-2-0		0-1-0
0-0-0		0-0-0	0-0-0		NEUTRAL		0-0-0		0-0-0		0-0-0
14-19-0		0-0-0	3-7-0		CONFERENCE		0-6-0		5-3-0		6-3-0
8-7-0		0-0-0	2-4-0		HOME		0-3-0		3-0-0		3-0-0
5-10-0		0-0-0	1-2-0		AWAY		0-3-0		1-2-0		3-3-0
1-2-0		0-0-0	0-1-0		NEUTRAL		0-0-0		1-1-0		0-0-0
RPI S	Opponent	Score		RPI S	Opponent	Score		RPI S	Opponent	Score	
23 A	UC Irvine	2	0	31 H	Texas A&M	5	0	51 H	UC Santa Barbara	4	5
23 A	UC Irvine	0	1	31 H	Texas A&M	6	5	57 H	California	7	4
23 A	UC Irvine	8	7	31 H	Texas A&M	1	0	57 H	California	6	0
				35 H	UNLV	2	0	66 A	Creighton	2	6
				35 H	UNLV	0	7	66 A	Creighton	1	2
				35 H	UNLV	0	6	69 A	New Mexico	4	5
				35 N	UNLV	3	5	69 A	New Mexico	6	11
				40 A	San Diego St.	6	4	69 A	New Mexico	1	4
				40 A	San Diego St.	1	2	69 H	New Mexico	2	6
				40 A	San Diego St.	0	1	69 H	New Mexico	7	9
				40 H	San Diego St.	4	3	69 H	New Mexico	4	6
				40 H	San Diego St.	8	11				
				40 H	San Diego St.	2	9				
				48 A	Cal St. Fullerton	1	8				
				48 H	Cal St. Fullerton	2	1				
				LAST 15 GAMES							
				131 N	Nevada	2	10	244 A	Bakersfield	3	6
				35 N	UNLV	3	5	195 A	San Jose St.	2	5
				131 N	Nevada	4	3	195 A	San Jose St.	8	0
				40 H	San Diego St.	8	11				
				40 H	San Diego St.	4	3				

Non-Div. I Games:

Fresno St.



Fresno St.

Through Games Of 6-25-14 (FINAL)

40	H	San Diego St.	2	9
244	H	Bakersfield	8	4

RPI	S	Opponent	Score	
244	H	Bakersfield	8	4

Fresno St.

F  
r  
e  
s  
n  
o  
s  
t  
.

F  
r  
e  
s  
n  
o  
s  
t  
.

Average RPI Win:	212	WON-LOST RECORD	WINNING PCT. RANK	LAST 15 GAMES	STRENGTH OF SCHEDULE	OPP. STRENGTH OF SCHEDULE	TEAM RPI	ADJ RPI	CONF. RPI	ADJ CONF. RPI		
DIV. I ONLY		35-18-0	.66038	37	11-4-0	257	236	114	.51323	113	23	23
DIV. I NON-CONF.		15-11-0	.57692	91	1-0-0	267	206	156	.49541	156	23	23
<hr/>												
TOTALS	RPI 1-25	RPI 26-50		W-L RECORDS		RPI 51-100		RPI 101-150		RPI 150+		
35-18-0	0-0-0	1-1-0		OVERALL		2-6-0		6-3-0		26-8-0		
19-3-0	0-0-0	0-0-0		HOME		0-0-0		3-2-0		16-1-0		
13-10-0	0-0-0	0-0-0		AWAY		2-6-0		2-1-0		9-3-0		
3-5-0	0-0-0	1-1-0		NEUTRAL		0-0-0		1-0-0		1-4-0		
15-11-0	0-0-0	1-1-0		NON-CONFERENCE		2-6-0		2-1-0		10-3-0		
9-1-0	0-0-0	0-0-0		HOME		0-0-0		1-1-0		8-0-0		
5-7-0	0-0-0	0-0-		AWAY		2-6-0		1-0-0		2-1-0		
1-3-0	0-0-0	1-1-0		NEUTRAL		0-0-0		0-0-0		0-2-0		
20-7-0	0-0-0	0-0-0		CONFERENCE		0-0-0		4-2-0		16-5-0		
10-2-0	0-0-0	0-0-0		HOME		0-0-0		2-1-0		8-1-0		
8-3-0	0-0-0	0-0-0		AWAY		0-0-0		1-1-0		7-2-0		
2-2-0	0-0-0	0-0-0		NEUTRAL		0-0-0		1-0-0		1-2-0		
<hr/>												
RPI S	Opponent	Score	RPI S	Opponent	Score	RPI S	Opponent	Score	RPI S	Opponent	Score	
49 N	Bryant	3 4	49 N	Bryant	8 5	61 A	Southern California	4 3	120 H	Sacred Heart	7 1	
						81 A	Wake Forest	3 4	125 A	Hartford	0 1	
						83 A	UC Riverside	2 1	125 A	Hartford	1 0	
						83 A	UC Riverside	2 3	125 H	Hartford	1 6	
						83 A	UC Riverside	3 11	125 H	Hartford	4 2	
						88 A	FIU	2 12	125 H	Hartford	5 1	
						88 A	FIU	2 6	125 N	Hartford	10 6	
						88 A	FIU	0 10	132 A	UConn	6 3	
									135 H	Central Conn. St.	1 4	
									151 N	Saint Louis	8 9	
									152 H	Binghamton	5 4	
									152 H	Binghamton	3 1	
									152 H	Binghamton	12 2	
									152 N	Binghamton	3 4	
									152 N	Binghamton	7 8	
									181 A	CSUN	0 1	
									218 A	UMass Lowell	9 3	
									218 A	UMass Lowell	1 3	
									218 A	UMass Lowell	1 2	
									231 H	Fordham	6 0	
									231 H	Fordham	10 9	
									231 H	Fordham	10 0	
									237 H	Maine	4 1	
									237 H	Maine	1 2	
									237 H	Maine	11 3	
									237 N	Maine	4 1	
									252 A	UMBC	11 3	
<hr/>												
			LAST 15 GAMES									
			152 N	Binghamton	7 8	252 A	UMBC	10 3				
			152 N	Binghamton	3 4	252 A	UMBC	5 3				
			125 N	Hartford	10 6	252 A	UMBC	11 3				
			237 N	Maine	4 1							
			125 H	Hartford	4 2							

**Non-Div. I Games:**

Stony Brook

125	H	Hartford	1	6
125	H	Hartford	5	1

RPI	S	Opponent	Score	
252	A	UMBC	5	3
252	A	UMBC	10	3
267	H	Marist	9	3
273	H	Rhode Island	5	4
274	A	Albany (NY)	13	2
274	A	Albany (NY)	6	3
274	A	Albany (NY)	12	7
274	H	Albany (NY)	6	2
274	H	Albany (NY)	7	0
274	H	Albany (NY)	7	3
276	H	Manhattan	16	4
284	A	Iona	6	4
284	H	Iona	4	0
288	N	Saint Peter's	3	7
302	A	NYIT	15	4
302	H	NYIT	3	2

Stony Brook

S  
t  
o  
n  
y  
B  
r  
o  
o  
k

S  
t  
o  
n  
y  
B  
r  
o  
o  
k

Average RPI Win: 177		WON-LOST	WINNING	LAST 15	STRENGTH OF		OPP. STRENGTH	TEAM	ADJ	CONF.	ADJ CONF.						
Average RPI Loss: 108		RECORD	PCT. RANK	GAMES	SCHEDULE		OF SCHEDULE	RPI	RPI	RPI	RPI						
DIV. I ONLY		30-27-0	.52632	122	7-8-0		126	139	115	.51316	114	17	18				
DIV. I NON-CONF.		12-15-0	.44444	188	1-2-0		84	107	138	.50312	137	16	17				
<hr/>																	
TOTALS		RPI 1-25		RPI 26-50		W-L RECORDS		RPI 51-100		RPI 101-150		RPI 150+					
30-27-0		0-4-0		0-3-0		OVERALL		5-6-0		7-5-0		18-9-0					
12-13-0		0-1-0		0-0-0		HOME		3-3-0		2-3-0		7-6-0					
17-12-0		0-3-0		0-3-0		AWAY		2-3-0		4-0-0		11-3-0					
1-2-0		0-0-0		0-0-0		NEUTRAL		0-0-0		1-2-0		0-0-0					
<hr/>																	
12-15-0		0-4-0		0-0-0		NON-CONFERENCE		4-4-0		1-2-0		7-5-0					
6-7-0		0-1-0		0-0-0		HOME		2-1-0		0-2-0		4-3-0					
6-8-0		0-3-0		0-0-		AWAY		2-3-0		1-0-0		3-2-0					
0-0-0		0-0-0		0-0-0		NEUTRAL		0-0-0		0-0-0		0-0-0					
<hr/>																	
18-12-0		0-0-0		0-3-0		CONFERENCE		1-2-0		6-3-0		11-4-0					
6-6-0		0-0-0		0-0-0		HOME		1-2-0		2-1-0		3-3-0					
11-4-0		0-0-0		0-3-0		AWAY		0-0-0		3-0-0		8-1-0					
1-2-0		0-0-0		0-0-0		NEUTRAL		0-0-0		1-2-0		0-0-0					
<hr/>																	
RPI	S	Opponent		Score		RPI	S	Opponent		Score		RPI	S	Opponent		Score	
3	A	Texas		0	10	34	A	Sam Houston St.		2	9	67	H	Southeastern La.		2	4
5	A	Houston		0	10	34	A	Sam Houston St.		1	9	67	H	Southeastern La.		11	3
7	H	TCU		4	7	34	A	Sam Houston St.		3	13	67	H	Southeastern La.		3	5
14	A	Rice		10	12							75	A	Baylor		4	8
												93	A	Texas St.		4	6
												95	H	Oral Roberts		4	1
												95	H	Oral Roberts		6	17
												95	H	Oral Roberts		7	2
												97	A	Texas-Arlington		2	11
												97	A	Texas-Arlington		7	3
												97	A	Texas-Arlington		6	3
														102 A UTSA		6	1
														102 H UTSA		2	10
														102 H UTSA		3	8
														109 H Central Ark.		6	3
														109 H Central Ark.		2	4
														109 H Central Ark.		9	4
														109 N Central Ark.		1	3
														117 A Northwestern St.		7	5
														117 A Northwestern St.		4	3
														117 A Northwestern St.		5	3
														133 N Nicholls St.		3	2
														138 N McNeese St.		5	7
														160 H Lamar		2	1
														160 H Lamar		7	10
														160 H Lamar		5	2
														166 H Stephen F. Austin		10	12
														166 H Stephen F. Austin		9	8
														166 H Stephen F. Austin		6	7
														189 H BYU		2	10
														189 H BYU		3	1
														201 A Houston Baptist		11	1
														201 A Houston Baptist		14	1
														201 A Houston Baptist		8	9
														210 H Valparaiso		0	4
														210 H Valparaiso		1	5
														210 H Valparaiso		7	4
														214 A Tex.-Pan American		15	7
<hr/>																	
LAST 15 GAMES																	
						138	N	McNeese St.		5	7	160	H	Lamar		5	2
						133	N	Nicholls St.		3	2	160	H	Lamar		2	1
						109	N	Central Ark.		1	3	287	A	Abilene Christian		11	10
						34	A	Sam Houston St.		1	9						
						34	A	Sam Houston St.		3	13						

Non-Div. I Games: Houston-Victoria 3 2

A&amp;M-Corpus Christi

34 A Sam Houston St.	2	9
160 H Lamar	7	10

RPI	S	Opponent	Score	
214	A	Tex.-Pan American	10	0
214	A	Tex.-Pan American	6	4
214	A	Tex.-Pan American	2	3
214	A	Tex.-Pan American	1	11
214	H	Tex.-Pan American	8	7
214	H	Tex.-Pan American	12	5
278	A	New Orleans	3	2
278	A	New Orleans	3	2
278	A	New Orleans	1	0
287	A	Abilene Christian	8	4
287	A	Abilene Christian	11	10
287	A	Abilene Christian	8	6

A&M-Corpus Christi  
r  
i  
s  
t  
i

A  
&  
M  
-  
C  
o  
r  
p  
u  
s  
C  
h  
r  
i  
s  
t  
i

Average RPI Win: 141		WON-LOST RECORD		WINNING PCT. RANK		LAST 15 GAMES		STRENGTH OF SCHEDULE		OPP. STRENGTH OF SCHEDULE		TEAM RPI		ADJ RPI		CONF. RPI		ADJ CONF. RPI	
DIV. I ONLY		30-29-0		.50847 137		8-7-0		83		97		116		.51256 115		6		6	
DIV. I NON-CONF.		20-12-0		.625 60		2-0-0		122		174		67		.53188 67		6		6	
TOTALS		RPI 1-25		RPI 26-50		W-L RECORDS		RPI 51-100		RPI 101-150		RPI 150+							
30-29-0		3-7-0		2-2-0		OVERALL		8-6-0		4-6-0		13-8-0							
18-12-0		0-1-0		1-2-0		HOME		4-3-0		2-4-0		11-2-0							
10-14-0		3-4-0		1-0-0		AWAY		3-3-0		1-2-0		2-5-0							
2-3-0		0-2-0		0-0-0		NEUTRAL		1-0-0		1-0-0		0-1-0							
20-12-0		1-2-0		1-0-0		NON-CONFERENCE		6-4-0		1-2-0		11-4-0							
14-4-0		0-1-0		0-0-0		HOME		3-1-0		1-2-0		10-0-0							
6-6-0		1-0-0		1-0-		AWAY		3-3-0		0-0-0		1-3-0							
0-2-0		0-1-0		0-0-0		NEUTRAL		0-0-0		0-0-0		0-1-0							
10-17-0		2-5-0		1-2-0		CONFERENCE		2-2-0		3-4-0		2-4-0							
4-8-0		0-0-0		1-2-0		HOME		1-2-0		1-2-0		1-2-0							
4-8-0		2-4-0		0-0-0		AWAY		0-0-0		1-2-0		1-2-0							
2-1-0		0-1-0		0-0-0		NEUTRAL		1-0-0		1-0-0		0-0-0							
RPI S	Opponent	Score		RPI S	Opponent	Score		RPI S	Opponent	Score		RPI S	Opponent	Score					
2 N	Vanderbilt	1	2	28 A	Mississippi St.	6	4	71 A	Samford	11	6	109 H	Central Ark.	4	8				
4 A	Ole Miss	4	1	50 H	UCF	8	9	71 A	Samford	2	3	109 H	Central Ark.	2	1				
4 H	Ole Miss	1	9	50 H	UCF	0	10	71 A	Samford	8	3	109 H	Central Ark.	2	4				
5 A	Houston	2	1	50 H	UCF	2	1	72 H	Southeast Mo. St.	8	4	132 H	UConn	5	8				
5 A	Houston	3	6					72 H	Southeast Mo. St.	9	5	132 H	UConn	2	13				
5 A	Houston	2	6					72 H	Southeast Mo. St.	3	2	132 H	UConn	6	1				
18 A	Louisville	7	8					76 A	Arkansas St.	7	10	142 A	South Fla.	3	5				
18 A	Louisville	3	2					76 H	Arkansas St.	4	6	142 A	South Fla.	1	3				
18 A	Louisville	4	5					89 H	Rutgers	8	3	142 A	South Fla.	7	5				
18 N	Louisville	3	13					89 H	Rutgers	0	7	142 N	South Fla.	2	1				
								89 H	Rutgers	5	7	151 A	Saint Louis	4	6				
								89 N	Rutgers	5	1	151 A	Saint Louis	5	7				
								90 A	Middle Tenn.	5	6	151 A	Saint Louis	9	7				
								90 A	Middle Tenn.	8	4	163 A	Cincinnati	1	5				
												163 A	Cincinnati	11	2				
												163 A	Cincinnati	5	8				
												190 H	Western Mich.	5	2				
												190 H	Western Mich.	3	2				
												190 H	Western Mich.	4	2				
												196 A	Belmont	5	12				
												196 H	Belmont	2	1				
												221 H	Temple	13	7				
												221 H	Temple	1	3				
												221 H	Temple	3	4				
												224 H	Murray St.	12	8				
												236 N	Austin Peay	3	5				
												290 H	UT Martin	11	0				

Non-Div. I Games:

Memphis

89	H	Rutgers	8	3
290	H	UT Martin	11	0

RPI	S	Opponent	Score	
291	H	Alcorn	13	3
291	H	Alcorn	6	4
291	H	Alcorn	8	1
300	H	Mississippi Val.	17	1

Memphis

M  
e  
m  
p  
h  
i  
s

M  
e  
m  
p  
h  
i  
s

Average RPI Win:		194	WON-LOST RECORD		WINNING PCT. RANK	LAST 15 GAMES		STRENGTH OF SCHEDULE		OPP. STRENGTH OF SCHEDULE	TEAM RPI	ADJ RPI		CONF. RPI	ADJ CONF. RPI		
Average RPI Loss:		151															
DIV. I ONLY			39-19-0		.67241	32	7-8-0		272		181	117	.5113	116	21	21	
DIV. I NON-CONF.			19-5-0		.79167	16	2-1-0		289		141	61	.53525	61	22	22	
TOTALS		RPI 1-25		RPI 26-50		W-L RECORDS		RPI 51-100		RPI 101-150		RPI 150+					
39-19-0		0-2-0		0-0-0		OVERALL		7-5-0		4-1-0		28-11-0					
22-7-0		0-0-0		0-0-0		HOME		5-3-0		2-0-0		15-4-0					
15-10-0		0-2-0		0-0-0		AWAY		1-0-0		2-1-0		12-7-0					
2-2-0		0-0-0		0-0-0		NEUTRAL		1-2-0		0-0-0		1-0-0					
19-5-0		0-2-0		0-0-0		NON-CONFERENCE		2-1-0		2-0-0		15-2-0					
13-1-0		0-0-0		0-0-0		HOME		1-1-0		2-0-0		10-0-0					
6-4-0		0-2-0		0-0-		AWAY		1-0-0		0-0-0		5-2-0					
0-0-0		0-0-0		0-0-0		NEUTRAL		0-0-0		0-0-0		0-0-0					
20-14-0		0-0-0		0-0-0		CONFERENCE		5-4-0		2-1-0		13-9-0					
9-6-0		0-0-0		0-0-0		HOME		4-2-0		0-0-0		5-4-0					
9-6-0		0-0-0		0-0-0		AWAY		0-0-0		2-1-0		7-5-0					
2-2-0		0-0-0		0-0-0		NEUTRAL		1-2-0		0-0-0		1-0-0					
RPI	S	Opponent		Score		RPI	S	Opponent		Score		RPI	S	Opponent		Score	
2	A	Vanderbilt		0	4							111	H	Miami (OH)		4	1
20	A	Kentucky		13	15							72	H	Southeast Mo. St.		21	10
												72	H	Southeast Mo. St.		8	9
												72	H	Southeast Mo. St.		8	12
												72	N	Southeast Mo. St.		9	2
												90	A	Middle Tenn.		9	5
												90	H	Middle Tenn.		10	3
												92	H	Jacksonville St.		15	4
												92	H	Jacksonville St.		8	7
												92	H	Jacksonville St.		11	8
												92	N	Jacksonville St.		7	10
												92	N	Jacksonville St.		2	4
														184 A Morehead St.		8	9
														184 A Morehead St.		17	8
														184 A Morehead St.		15	0
														184 N Morehead St.		14	2
														196 A Belmont		3	2
														196 A Belmont		6	10
														196 A Belmont		1	2
														212 H Eastern Ky.		11	1
														212 H Eastern Ky.		4	0
														212 H Eastern Ky.		5	8
														224 A Murray St.		3	6
														224 A Murray St.		10	5
														224 A Murray St.		5	1
														227 H Northwestern		8	6
														227 H Northwestern		11	7
LAST 15 GAMES																	
		92 N Jacksonville St.		2	4			72 H Southeast Mo. St.		21	10			224 A Murray St.		3	6
		92 N Jacksonville St.		7	10			72 H Southeast Mo. St.		8	9			224 A Murray St.		10	5
		72 N Southeast Mo. St.		9	2			72 H Southeast Mo. St.		8	12			224 A Murray St.		5	1
		184 N Morehead St.		14	2									227 H Northwestern		8	6
		196 A Belmont		3	2									227 H Northwestern		11	7

Non-Div. I Games: Berea 6 2

Tennessee Tech



196 A Belmont	1	2
196 A Belmont	6	10

RPI	S	Opponent	Score	
227	H	Northwestern	12	2
236	H	Austin Peay	6	9
236	H	Austin Peay	16	9
236	H	Austin Peay	4	7
245	A	SIUE	8	5
245	A	SIUE	1	3
245	A	SIUE	10	6
271	A	UNC Asheville	15	6
289	A	Alabama A&M	5	2
289	H	Alabama A&M	7	1
290	H	UT Martin	5	7
290	H	UT Martin	14	5
290	H	UT Martin	2	0
302	H	NYIT	11	2
302	H	NYIT	13	1
302	H	NYIT	19	3
302	H	NYIT	12	1

Tennessee Tech

T  
e  
n  
n  
e  
s  
s  
e  
e  
T  
e  
c  
h

T  
e  
n  
n  
e  
s  
s  
e  
e  
T  
e  
c  
h

Average RPI Win:	179	WON-LOST	WINNING	LAST 15		STRENGTH OF	OPP. STRENGTH	TEAM	ADJ	CONF.	ADJ CONF.				
Average RPI Loss:	106	RECORD	PCT. RANK	GAMES		SCHEDULE	OF SCHEDULE	RPI	RPI	RPI	RPI				
DIV. I ONLY		32-26-0	.55172	105	8-7-0	146	165	118	.51123	117	17	18			
DIV. I NON-CONF.		13-12-0	.52	133	0-2-0	187	212	140	.50215	139	16	17			
<hr/>															
TOTALS	RPI 1-25	RPI 26-50		W-L RECORDS		RPI 51-100		RPI 101-150		RPI 150+					
32-26-0	0-4-0	3-3-0		OVERALL		4-7-0		7-7-0		18-5-0					
16-11-0	0-2-0	0-0-0		HOME		0-0-0		5-6-0		11-3-0					
13-13-0	0-2-0	2-3-0		AWAY		4-5-0		2-1-0		5-2-0					
3-2-0	0-0-0	1-0-0		NEUTRAL		0-2-0		0-0-0		2-0-0					
13-12-0	0-4-0	0-2-0		NON-CONFERENCE		3-3-0		0-0-0		10-3-0					
6-4-0	0-2-0	0-0-0		HOME		0-0-0		0-0-0		6-2-0					
6-8-0	0-2-0	0-0-		AWAY		3-3-0		0-0-0		3-1-0					
1-0-0	0-0-0	0-0-0		NEUTRAL		0-0-0		0-0-0		1-0-0					
19-14-0	0-0-0	3-1-0		CONFERENCE		1-4-0		7-7-0		8-2-0					
10-7-0	0-0-0	0-0-0		HOME		0-0-0		5-6-0		5-1-0					
7-5-0	0-0-0	2-1-0		AWAY		1-2-0		2-1-0		2-1-0					
2-2-0	0-0-0	1-0-0		NEUTRAL		0-2-0		0-0-0		1-0-0					
<hr/>															
RPI	S	Opponent	Score	RPI	S	Opponent	Score	RPI	S	Opponent	Score				
6	A	La.-Lafayette	1 10	29	A	Arkansas	1 8	67	A	Southeastern La.	8 9	109	H	Central Ark.	6 2
6	H	La.-Lafayette	3 5	29	A	Arkansas	3 15	67	A	Southeastern La.	4 2	109	H	Central Ark.	6 3
11	A	LSU	0 27	34	A	Sam Houston St.	4 9	67	A	Southeastern La.	4 12	109	H	Central Ark.	5 4
11	H	LSU	1 8	34	A	Sam Houston St.	12 1	67	N	Southeastern La.	3 5	114	H	A&M-Corpus Christi	3 4
				34	A	Sam Houston St.	3 1	67	N	Southeastern La.	3 7	114	H	A&M-Corpus Christi	3 5
				34	N	Sam Houston St.	4 1	92	A	Jacksonville St.	6 3	114	H	A&M-Corpus Christi	5 7
								92	A	Jacksonville St.	4 6	133	H	Nicholls St.	6 5
								92	A	Jacksonville St.	4 5	133	H	Nicholls St.	2 4
								95	A	Oral Roberts	6 4	133	H	Nicholls St.	1 0
								95	A	Oral Roberts	0 15	138	A	McNeese St.	4 0
								95	A	Oral Roberts	3 1	138	A	McNeese St.	10 11
												138	A	McNeese St.	3 0
												138	H	McNeese St.	5 10
												138	H	McNeese St.	2 6
												156	A	La.-Monroe	8 6
												156	H	La.-Monroe	6 1
												160	N	Lamar	10 8
												166	H	Stephen F. Austin	5 7
												166	H	Stephen F. Austin	5 4
												166	H	Stephen F. Austin	5 3
												214	A	Tex.-Pan American	6 4
												214	A	Tex.-Pan American	0 1
												243	A	Louisiana Tech	2 1
												243	H	Louisiana Tech	5 10
												269	A	Incarnate Word	7 4
												269	A	Incarnate Word	2 3
												269	A	Incarnate Word	8 6
<hr/>															
				LAST 15 GAMES											
				67	N	Southeastern La.	3 7	11	A	LSU	0 27	243	A	Louisiana Tech	2 1
				34	N	Sam Houston St.	4 1	278	H	New Orleans	4 2	243	H	Louisiana Tech	5 10
				160	N	Lamar	10 8	278	H	New Orleans	6 5	269	A	Incarnate Word	7 4
				67	N	Southeastern La.	3 5					269	A	Incarnate Word	2 3
				67	A	Southeastern La.	8 9					269	A	Incarnate Word	8 6

Non-Div. I Games: LSU-Alexandria 16 9

Northwestern St.

Northwestern St.

67 A Southeastern La.	4	12
67 A Southeastern La.	4	2

Through Games Of 6-25-14 (FINAL)

RPI	S	Opponent	Score	
278	H	New Orleans	4	2
278	H	New Orleans	6	5
278	H	New Orleans	4	3
292	H	Chicago St.	3	9
292	H	Chicago St.	7	2
296	N	Prairie View	5	2
299	H	Grambling	12	3
301	H	Southern U.	13	9
301	H	Southern U.	6	2
301	H	Southern U.	4	3

Northwestern St.

N  
o  
r  
t  
h  
w  
e  
s  
t  
e  
r  
n  
s  
t  
.

N  
o  
r  
t  
h  
w  
e  
s  
t  
e  
r  
n  
s  
t  
.

Average RPI Win: 186		WON-LOST	WINNING	LAST 15	STRENGTH OF		OPP. STRENGTH	TEAM	ADJ	CONF.	ADJ CONF.
Average RPI Loss: 98		RECORD	PCT. RANK	GAMES	SCHEDULE		OF SCHEDULE	RPI	RPI	RPI	RPI
DIV. I ONLY		25-23-0	.52083	126	6-7-0		161	114	113	.51121	118
DIV. I NON-CONF.		12-10-0	.54545	109	0-3-0		186	153	77	.52329	82
TOTALS		RPI 1-25	RPI 26-50		W-L RECORDS		RPI 51-100		RPI 101-150		RPI 150+
25-23-0	1-5-0	0-3-0		OVERALL		2-4-0		5-7-0		17-4-0	
8-5-0	0-0-0	0-3-0		HOME		1-2-0		0-0-0		7-0-0	
13-12-0	1-5-0	0-0-0		AWAY		0-0-0		5-4-0		7-3-0	
4-6-0	0-0-0	0-0-0		NEUTRAL		1-2-0		0-3-0		3-1-0	
12-10-0	0-3-0	0-0-0		NON-CONFERENCE		1-2-0		2-2-0		9-3-0	
1-0-0	0-0-0	0-0-0		HOME		0-0-0		0-0-0		1-0-0	
7-6-0	0-3-0	0-0-0		AWAY		0-0-0		2-1-0		5-2-0	
4-4-0	0-0-0	0-0-0		NEUTRAL		1-2-0		0-1-0		3-1-0	
13-13-0	1-2-0	0-3-0		CONFERENCE		1-2-0		3-5-0		8-1-0	
7-5-0	0-0-0	0-3-0		HOME		1-2-0		0-0-0		6-0-0	
6-6-0	1-2-0	0-0-0		AWAY		0-0-0		3-3-0		2-1-0	
0-2-0	0-0-0	0-0-0		NEUTRAL		0-0-0		0-2-0		0-0-0	
RPI S Opponent	Score		RPI S Opponent	Score		RPI S Opponent	Score		RPI S Opponent	Score	
9 A Indiana	3	7	33 H Nebraska	6	8	66 N Creighton	10	5	108 A Michigan	1	8
9 A Indiana	2	1	33 H Nebraska	2	3	66 N Creighton	4	11	108 A Michigan	9	6
9 A Indiana	0	8	33 H Nebraska	2	5	66 N Creighton	0	8	108 A Michigan	3	1
10 A Florida St.	2	3				100 H Michigan St.	4	2	108 N Michigan	2	3
10 A Florida St.	4	5				100 H Michigan St.	0	5	122 A Iowa	4	3
10 A Florida St.	1	7				100 H Michigan St.	0	15	122 A Iowa	5	11
									122 A Iowa	6	7
									122 N Iowa	1	2
									130 A Sacramento St.	5	3
									130 A Sacramento St.	2	6
									130 A Sacramento St.	2	1
									144 N Elon	2	5
									191 A Coastal Caro.	5	2
									206 H Purdue	4	3
									206 H Purdue	6	5
									206 H Purdue	6	5
									208 N UNC Greensboro	1	4
									220 N Northern Ill.	11	5
									220 N Northern Ill.	3	2
									220 N Northern Ill.	6	4
									227 A Northwestern	2	1
									227 A Northwestern	5	1
									227 A Northwestern	3	4
									233 H Penn St.	4	0
									233 H Penn St.	12	0
									233 H Penn St.	2	1
									241 A South Dakota St.	4	13
Non-Div. I Games:		Concordia-M'head	2	3	Augsburg	1	0	Augsburg	10	0	Minnesota

206	H	Purdue	4	3
206	H	Purdue	6	5

RPI	S	Opponent	Score	
243	A	Louisiana Tech	2	3
243	A	Louisiana Tech	6	1
243	A	Louisiana Tech	4	2
248	H	North Dakota St.	5	3
260	A	St. Mary's (CA)	15	11
260	A	St. Mary's (CA)	12	1

Minnesota

M  
i  
n  
n  
e  
s  
o  
t  
a

M  
i  
n  
n  
e  
s  
o  
t  
a

Average RPI Win:	158	WON-LOST RECORD	WINNING PCT. RANK	LAST 15 GAMES	STRENGTH OF SCHEDULE	OPP. STRENGTH OF SCHEDULE	TEAM RPI	ADJ RPI	CONF. RPI	ADJ CONF. RPI					
Average RPI Loss:	98														
DIV. I ONLY		32-24-0	.57143	96	8-7-0	180	74	119	.51052	119	14	14			
DIV. I NON-CONF.		13-12-0	.52	133	1-1-0	181	16	173	.48937	173	12	12			
<hr/>															
TOTALS	RPI 1-25	RPI 26-50		W-L RECORDS		RPI 51-100		RPI 101-150		RPI 150+					
32-24-0	3-4-0	3-4-0		OVERALL		2-4-0		7-4-0		17-8-0					
20-10-0	3-1-0	2-3-0		HOME		0-1-0		0-1-0		15-4-0					
10-12-0	0-1-0	1-1-0		AWAY		2-3-0		5-3-0		2-4-0					
2-2-0	0-2-0	0-0-0		NEUTRAL		0-0-0		2-0-0		0-0-0					
13-12-0	1-1-0	3-4-0		NON-CONFERENCE		0-3-0		1-2-0		8-2-0					
11-7-0	1-0-0	2-3-0		HOME		0-1-0		0-1-0		8-2-0					
2-5-0	0-1-0	1-0-		AWAY		0-2-0		1-1-0		0-0-0					
0-0-0	0-0-0	0-0-0		NEUTRAL		0-0-0		0-0-0		0-0-0					
19-12-0	2-3-0	0-0-0		CONFERENCE		2-1-0		6-2-0		9-6-0					
9-3-0	2-1-0	0-0-0		HOME		0-0-0		0-0-0		7-2-0					
8-7-0	0-0-0	0-0-0		AWAY		2-1-0		4-2-0		2-4-0					
2-2-0	0-2-0	0-0-0		NEUTRAL		0-0-0		2-0-0		0-0-0					
RPI	S	Opponent	Score	RPI	S	Opponent	Score	RPI	S	Opponent	Score				
22	H	Pepperdine	3 1	26	H	Oregon	3 4	61	A	Southern California	1 6	103	A	UCLA	0 3
22	H	Pepperdine	3 16	26	H	Oregon	3 5	61	H	Southern California	2 4	103	A	UCLA	6 1
22	H	Pepperdine	3 2	26	H	Oregon	2 12	65	A	San Diego	1 8	103	H	UCLA	3 5
22	N	Pepperdine	1 6	30	A	Long Beach St.	8 2	65	A	San Diego	7 0	143	A	Gonzaga	7 5
22	N	Pepperdine	1 4	30	H	Long Beach St.	4 3	65	A	San Diego	5 3	143	A	Gonzaga	5 10
23	A	UC Irvine	2 3	40	A	San Diego St.	2 9	83	A	UC Riverside	6 9	143	A	Gonzaga	2 0
23	H	UC Irvine	7 2	40	H	San Diego St.	7 1					143	N	Gonzaga	5 1
												143	N	Gonzaga	7 4
												147	A	Pacific	2 6
												147	A	Pacific	2 1
												147	A	Pacific	4 0
												155	H	San Francisco	5 4
												155	H	San Francisco	3 9
												155	H	San Francisco	4 6
												164	H	Utah Valley	2 1
												164	H	Utah Valley	3 5
												164	H	Utah Valley	9 2
												174	A	Santa Clara	6 5
												174	A	Santa Clara	2 10
												174	A	Santa Clara	7 8
												181	H	CSUN	12 11
												185	H	Utah	2 0
												185	H	Utah	4 1
												185	H	Utah	6 7
												189	A	BYU	2 0
												189	A	BYU	2 6
												189	A	BYU	2 4
				LAST 15 GAMES											
				22	N	Pepperdine	1 6	83	A	UC Riverside	6 9	185	H	Utah	2 0
				22	N	Pepperdine	1 4	22	H	Pepperdine	3 16	185	H	Utah	6 7
				143	N	Gonzaga	7 4	22	H	Pepperdine	3 1	189	A	BYU	2 0
				143	N	Gonzaga	5 1					189	A	BYU	2 6
				147	A	Pacific	2 6					189	A	BYU	2 4

Non-Div. I Games:

Loyola Marymount

147 A Pacific	2	1
147 A Pacific	4	0

RPI	S	Opponent	Score	
260	H	St. Mary's (CA)	7	5
260	H	St. Mary's (CA)	11	1
260	H	St. Mary's (CA)	4	3
263	H	Northern Ky.	13	10
263	H	Northern Ky.	8	3
263	H	Northern Ky.	4	2
270	H	Portland	10	8
270	H	Portland	5	2
270	H	Portland	8	7

Loyola Marymount

L  
o  
y  
o  
l  
a  
M  
a  
r  
y  
m  
o  
u  
n  
t

L  
o  
y  
o  
l  
a  
M  
a  
r  
y  
m  
o  
u  
n  
t

Average RPI Win:	196	WON-LOST	WINNING	LAST 15	STRENGTH OF	OPP. STRENGTH	TEAM	ADJ	CONF.	ADJ CONF.	
Average RPI Loss:	156	RECORD	PCT. RANK	GAMES	SCHEDULE	OF SCHEDULE	RPI	RPI	RPI	RPI	
DIV. I ONLY	29-28-0	.50877	134	8-7-0	147	258	120	.51022	120	19	19
DIV. I NON-CONF.	14-15-0	.48276	160	1-0-0	131	293	114	.51228	114	20	20
<hr/>											
TOTALS	RPI 1-25	RPI 26-50		W-L RECORDS		RPI 51-100		RPI 101-150		RPI 150+	
29-28-0	0-1-0	2-3-0		OVERALL		1-2-0		6-11-0		20-11-0	
5-6-0	0-0-0	0-0-0		HOME		0-0-0		0-1-0		5-5-0	
18-18-0	0-1-0	2-2-0		AWAY		1-2-0		5-7-0		10-6-0	
6-4-0	0-0-0	0-1-0		NEUTRAL		0-0-0		1-3-0		5-0-0	
14-15-0	0-1-0	0-0-0		NON-CONFERENCE		1-2-0		3-8-0		10-4-0	
2-1-0	0-0-0	0-0-0		HOME		0-0-0		0-1-0		2-0-0	
8-12-0	0-1-0	0-0-		AWAY		1-2-0		3-5-0		4-4-0	
4-2-0	0-0-0	0-0-0		NEUTRAL		0-0-0		0-2-0		4-0-0	
15-13-0	0-0-0	2-3-0		CONFERENCE		0-0-0		3-3-0		10-7-0	
3-5-0	0-0-0	0-0-0		HOME		0-0-0		0-0-0		3-5-0	
10-6-0	0-0-0	2-2-0		AWAY		0-0-0		2-2-0		6-2-0	
2-2-0	0-0-0	0-1-0		NEUTRAL		0-0-0		1-1-0		1-0-0	
<hr/>											
RPI S	Opponent	Score		RPI S	Opponent	Score		RPI S	Opponent	Score	
11 A	LSU	1	8	49 A	Bryant	4	5	67 A	Southeastern La.	2	0
				49 A	Bryant	10	6	67 A	Southeastern La.	1	2
				49 A	Bryant	10	3	67 A	Southeastern La.	2	6
				49 A	Bryant	6	7				
				49 N	Bryant	2	6				

Non-Div. I Games:

Sacred Heart



135 A Central Conn. St.	2	9
135 A Central Conn. St.	3	5

RPI	S	Opponent	Score	
211	N	Cornell	2	1
211	N	Cornell	5	3
211	N	Cornell	3	0
231	A	Fordham	4	2
231	A	Fordham	6	0
231	A	Fordham	6	7
235	A	Yale	2	5
238	A	Quinnipiac	11	4
242	H	Mt. St. Mary's	2	6
242	H	Mt. St. Mary's	1	2
242	H	Mt. St. Mary's	4	0
242	H	Mt. St. Mary's	5	6
256	A	Fairleigh Dickinson	6	2
256	A	Fairleigh Dickinson	4	2
256	A	Fairleigh Dickinson	3	2
256	A	Fairleigh Dickinson	9	7
273	A	Rhode Island	9	10
293	A	NJIT	3	5
293	A	NJIT	6	3
293	H	NJIT	8	3
293	H	NJIT	8	2

Average RPI Win:		191	WON-LOST RECORD		WINNING PCT. RANK		LAST 15 GAMES		STRENGTH OF SCHEDULE		OPP. STRENGTH OF SCHEDULE		TEAM RPI		ADJ RPI		CONF. RPI		ADJ CONF. RPI				
DIV. I ONLY			34-22-0		.60714 65		9-6-0		182		225		121		.50998 121		25		25				
DIV. I NON-CONF.			14-13-0		.51852 140		1-2-0		147		189		160		.49425 160		25		24				
TOTALS		RPI 1-25		RPI 26-50		W-L RECORDS		RPI 51-100		RPI 101-150		RPI 150+											
34-22-0		0-3-0		0-2-0		OVERALL		7-2-0		3-5-0		24-10-0											
16-11-0		0-1-0		0-0-0		HOME		2-2-0		3-3-0		11-5-0											
10-9-0		0-2-0		0-1-0		AWAY		0-0-0		0-1-0		10-5-0											
8-2-0		0-0-0		0-1-0		NEUTRAL		5-0-0		0-1-0		3-0-0											
14-13-0		0-3-0		0-2-0		NON-CONFERENCE		2-0-0		3-5-0		9-3-0											
8-6-0		0-1-0		0-0-0		HOME		0-0-0		3-3-0		5-2-0											
2-5-0		0-2-0		0-0-		AWAY		0-0-0		0-1-0		2-1-0											
4-2-0		0-0-0		0-1-0		NEUTRAL		2-0-0		0-1-0		2-0-0											
20-9-0		0-0-0		0-0-0		CONFERENCE		5-2-0		0-0-0		15-7-0											
8-5-0		0-0-0		0-0-0		HOME		2-2-0		0-0-0		6-3-0											
8-4-0		0-0-0		0-0-0		AWAY		0-0-0		0-0-0		8-4-0											
4-0-0		0-0-0		0-0-0		NEUTRAL		3-0-0		0-0-0		1-0-0											
RPI	S	Opponent		Score		RPI	S	Opponent		Score		RPI	S	Opponent		Score							
14	A	Rice		2	7	31	N	Texas A&M		3	7	56	N	Illinois		3	0	125	H	Hartford		3	4
21	A	Maryland		4	13	45	A	North Carolina		3	13	79	N	Wichita St.		5	4	125	H	Hartford		1	0
21	H	Maryland		0	11							85	H	VCU		6	1	125	H	Hartford		1	0
												85	N	VCU		3	0	132	N	UConn		2	11
												85	N	VCU		3	2	136	A	Towson		9	13
												94	H	Saint Joseph's		2	1	150	H	Fairfield		1	6
												94	H	Saint Joseph's		3	5	150	H	Fairfield		9	4
												94	H	Saint Joseph's		0	9	150	H	Fairfield		1	3
												94	N	Saint Joseph's		5	4	151	H	Saint Louis		2	1
																		151	H	Saint Louis		9	2
																		151	H	Saint Louis		3	4
																		184	N	Morehead St.		14	4
												184	N	Morehead St.		22	5						
												191	A	Coastal Caro.		2	3						
												211	H	Cornell		2	1						
												211	H	Cornell		2	3						
												216	A	Dayton		1	2						
												216	A	Dayton		8	5						
												216	A	Dayton		9	1						
												216	N	Dayton		4	3						
												225	A	Massachusetts		1	9						
												225	A	Massachusetts		12	7						
												225	A	Massachusetts		7	0						
												226	A	Longwood		2	1						
												226	H	Longwood		2	0						
												231	H	Fordham		5	8						
												231	H	Fordham		6	0						

Non-Div. I Games:

George Mason

216 N Dayton	4	3
216 A Dayton	1	2

RPI	S	Opponent	Score	
231	H	Fordham	7	4
232	H	Georgetown	6	5
246	H	Brown	3	6
246	H	Brown	5	2
246	H	Brown	2	1
264	A	USC Upstate	7	0
268	A	George Washington	3	4
268	A	George Washington	7	3
268	A	George Washington	10	3
273	A	Rhode Island	7	0
273	A	Rhode Island	5	0
273	A	Rhode Island	6	7
283	H	St. Bonaventure	6	8
283	H	St. Bonaventure	6	1
283	H	St. Bonaventure	8	3

G  
e  
o  
r  
g  
e  
M  
a  
s  
o  
n

G  
e  
o  
r  
g  
e  
M  
a  
s  
o  
n

Average RPI Win: 168		WON-LOST RECORD	WINNING PCT. RANK	LAST 15 GAMES	STRENGTH OF SCHEDULE	OPP. STRENGTH OF SCHEDULE	TEAM RPI	ADJ RPI	CONF. RPI	ADJ CONF. RPI	
Average RPI Loss: 111											
DIV. I ONLY		28-23-0	.54902 108	6-8-0	165	134	122	.5099 122	10	10	
DIV. I NON-CONF.		17-7-0	.70833 31	2-0-0	250	238	71	.52998 70	7	7	
TOTALS		RPI 1-25	RPI 26-50		W-L RECORDS		RPI 51-100		RPI 101-150		RPI 150+
28-23-0	0-4-0		4-1-0		OVERALL		2-3-0		5-9-0		17-6-0
9-10-0	0-3-0		4-1-0		HOME		0-3-0		2-1-0		3-2-0
10-10-0	0-0-0		0-0-0		AWAY		0-0-0		2-7-0		8-3-0
9-3-0	0-1-0		0-0-0		NEUTRAL		2-0-0		1-1-0		6-1-0
17-7-0	0-0-0		2-0-0		NON-CONFERENCE		2-0-0		0-3-0		13-4-0
5-2-0	0-0-0		2-0-0		HOME		0-0-0		0-0-0		3-2-0
4-4-0	0-0-0		0-0-		AWAY		0-0-0		0-3-0		4-1-0
8-1-0	0-0-0		0-0-0		NEUTRAL		2-0-0		0-0-0		6-1-0
11-16-0	0-4-0		2-1-0		CONFERENCE		0-3-0		5-6-0		4-2-0
4-8-0	0-3-0		2-1-0		HOME		0-3-0		2-1-0		0-0-0
6-6-0	0-0-0		0-0-0		AWAY		0-0-0		2-4-0		4-2-0
1-2-0	0-1-0		0-0-0		NEUTRAL		0-0-0		1-1-0		0-0-0
RPI S	Opponent	Score	RPI S	Opponent	Score	RPI S	Opponent	Score	RPI S	Opponent	Score
9 H	Indiana	3 6	33 H	Nebraska	2 1	56 H	Illinois	1 4	104 A	Kansas St.	2 5
9 H	Indiana	3 14	33 H	Nebraska	1 5	56 H	Illinois	1 5	104 A	Kansas St.	2 3
9 H	Indiana	3 5	33 H	Nebraska	8 4	56 H	Illinois	2 4	104 A	Kansas St.	8 12
9 N	Indiana	2 5	44 H	Kansas	5 3	60 N	Ball St.	16 6	108 A	Michigan	5 6
			44 H	Kansas	12 7	94 N	Saint Joseph's	9 7	108 A	Michigan	2 4
									108 A	Michigan	3 2
									108 N	Michigan	1 7
									118 H	Minnesota	11 5
									118 H	Minnesota	7 6
									118 H	Minnesota	3 4
									118 N	Minnesota	2 1
									129 A	Ohio St.	17 2
									129 A	Ohio St.	2 3
									129 A	Ohio St.	4 9
									162 A	Bradley	6 2
									162 H	Bradley	0 7
									176 A	Stetson	5 1
									177 N	Omaha	7 1
									178 N	Furman	8 2
									206 A	Purdue	4 6
									206 A	Purdue	17 5
									206 A	Purdue	10 3
			LAST 15 GAMES						227 A	Northwestern	5 0
			108 N	Michigan	1 7	56 H	Illinois	1 5	227 A	Northwestern	13 14
			118 N	Minnesota	2 1	56 H	Illinois	1 4	227 A	Northwestern	8 1
			9 N	Indiana	2 5	129 A	Ohio St.	2 3	232 N	Georgetown	13 1
			206 A	Purdue	17 5				232 N	Georgetown	1 10
			206 A	Purdue	4 6						

206	A	Purdue	10	3
56	H	Illinois	2	4

RPI	S	Opponent	Score	
234	H	Western Ill.	6	8
236	A	Austin Peay	11	5
236	A	Austin Peay	15	13
236	A	Austin Peay	4	7
237	N	Maine	13	12
241	H	South Dakota St.	12	3
241	H	South Dakota St.	2	1
241	H	South Dakota St.	4	3
283	N	St. Bonaventure	2	0
300	N	Mississippi Val.	9	4

Iowa

I  
o  
w  
a

I  
o  
w  
a

[illegible]

**Non-Div. I Games:**

VMI

63 H Campbell	2	3
63 H Campbell	2	6

V  
M  
I

V  
M  
I

[illegible]

**Non-Div. I Games:**

Wright St.



Wright St.

281	A	Milwaukee	4	2
281	A	Milwaukee	13	6

Through Games Of 6-25-14 (FINAL)

RPI	S	Opponent	Score	
259	H	Oakland	2	0
259	H	Oakland	5	2
259	H	Oakland	5	4
261	A	Youngstown St.	4	2
261	A	Youngstown St.	5	1
261	H	Youngstown St.	7	3
261	H	Youngstown St.	14	12
261	H	Youngstown St.	16	11
261	N	Youngstown St.	4	5
261	N	Youngstown St.	1	7
281	A	Milwaukee	13	6
281	A	Milwaukee	4	2
281	A	Milwaukee	1	4
281	H	Milwaukee	11	6
281	H	Milwaukee	5	4
281	H	Milwaukee	6	5
281	N	Milwaukee	4	3

Wright St.

W  
r  
i  
g  
h  
t  
S  
t  
.

W  
r  
i  
g  
h  
t  
S  
t  
.

Average RPI Win:	197	WON-LOST	WINNING	LAST 15	STRENGTH OF	OPP. STRENGTH	TEAM	ADJ	CONF.	ADJ CONF.	
Average RPI Loss:	155	RECORD	PCT. RANK	GAMES	SCHEDULE	OF SCHEDULE	RPI	RPI	RPI	RPI	
DIV. I ONLY	31-23-0	.57407	91	7-8-0	207	242	125	.50773	125	23	23
DIV. I NON-CONF.	14-14-0	.5	147	0-2-0	224	225	168	.4919	168	23	23
<hr/>											
TOTALS	RPI 1-25	RPI 26-50		W-L RECORDS		RPI 51-100		RPI 101-150		RPI 150+	
31-23-0	0-0-0	0-1-0		OVERALL		1-2-0		7-8-0		23-12-0	
14-6-0	0-0-0	0-1-0		HOME		0-0-0		4-3-0		10-2-0	
15-14-0	0-0-0	0-0-0		AWAY		1-2-0		2-4-0		12-8-0	
2-3-0	0-0-0	0-0-0		NEUTRAL		0-0-0		1-1-0		1-2-0	
<hr/>											
14-14-0	0-0-0	0-1-0		NON-CONFERENCE		1-2-0		5-4-0		8-7-0	
5-4-0	0-0-0	0-1-0		HOME		0-0-0		3-2-0		2-1-0	
8-9-0	0-0-0	0-0-		AWAY		1-2-0		1-2-0		6-5-0	
1-1-0	0-0-0	0-0-0		NEUTRAL		0-0-0		1-0-0		0-1-0	
<hr/>											
17-9-0	0-0-0	0-0-0		CONFERENCE		0-0-0		2-4-0		15-5-0	
9-2-0	0-0-0	0-0-0		HOME		0-0-0		1-1-0		8-1-0	
7-5-0	0-0-0	0-0-0		AWAY		0-0-0		1-2-0		6-3-0	
1-2-0	0-0-0	0-0-0		NEUTRAL		0-0-0		0-1-0		1-1-0	
<hr/>											
RPI S	Opponent	Score	RPI S	Opponent	Score	RPI S	Opponent	Score	RPI S	Opponent	Score
			49 H	Bryant	2 6	89 A	Rutgers	3 4	113 A	Stony Brook	1 5
						89 A	Rutgers	11 8	113 A	Stony Brook	2 4
						89 A	Rutgers	1 4	113 A	Stony Brook	6 1
									113 H	Stony Brook	0 1
									113 H	Stony Brook	1 0
									113 N	Stony Brook	6 10
									120 H	Sacred Heart	7 6
									120 N	Sacred Heart	1 0
									121 A	George Mason	0 1
									121 A	George Mason	0 1
									121 A	George Mason	4 3
									132 H	UConn	3 2
									135 H	Central Conn. St.	1 5
									148 H	Army	2 4
									150 H	Fairfield	8 5
									152 A	Binghamton	3 13
									152 A	Binghamton	3 4
									152 A	Binghamton	9 1
									152 H	Binghamton	3 0
									152 H	Binghamton	0 2
									152 H	Binghamton	3 2
									152 N	Binghamton	0 8
									152 N	Binghamton	6 1
									187 A	East Tenn. St.	1 0
									187 A	East Tenn. St.	3 5
									187 A	East Tenn. St.	18 6
									194 A	Northeastern	3 4
<hr/>											
			LAST 15 GAMES								
			152 N	Binghamton	0 8	218 A	UMass Lowell	2 3	152 N	Binghamton	6 1
			113 N	Stony Brook	6 10	218 A	UMass Lowell	8 6	187 A	East Tenn. St.	1 0
			152 N	Binghamton	6 1	218 A	UMass Lowell	5 2	187 A	East Tenn. St.	3 5
			113 A	Stony Brook	2 4				187 A	East Tenn. St.	18 6
			113 A	Stony Brook	6 1				194 A	Northeastern	3 4

Non-Div. I Games:

Hartford

Hartford

113	A	Stony Brook	1	5
135	H	Central Conn. St.	1	5

Through Games Of 6-25-14 (FINAL)

RPI	S	Opponent	Score	
215	A	Holy Cross	8	6
218	A	UMass Lowell	2	3
218	A	UMass Lowell	8	6
218	A	UMass Lowell	5	2
221	N	Temple	4	5
225	H	Massachusetts	3	0
232	A	Georgetown	10	11
232	A	Georgetown	3	6
232	A	Georgetown	3	4
235	H	Yale	8	6
237	A	Maine	2	1
237	A	Maine	6	4
237	A	Maine	2	1
238	A	Quinnipiac	5	3
238	H	Quinnipiac	4	10
247	A	La Salle	8	1
252	H	UMBC	4	3
252	H	UMBC	4	0
252	H	UMBC	9	3
273	A	Rhode Island	4	2
274	H	Albany (NY)	3	2
274	H	Albany (NY)	12	9
274	H	Albany (NY)	3	0

Hartford

H  
a  
r  
t  
f  
o  
r  
d

H  
a  
r  
t  
f  
o  
r  
d

Average RPI Win:		152	WON-LOST RECORD		WINNING PCT. RANK	LAST 15 GAMES		STRENGTH OF SCHEDULE		OPP. STRENGTH OF SCHEDULE	TEAM RPI	ADJ RPI	CONF. RPI	ADJ CONF. RPI			
Average RPI Loss:		105															
DIV. I ONLY			29-28-0		.50877	134	7-8-0		131	61	126	.50771	126	11	11		
DIV. I NON-CONF.			14-11-0		.56	98	2-0-0		118	65	84	.5231	84	11	11		
TOTALS		RPI 1-25		RPI 26-50		W-L RECORDS		RPI 51-100		RPI 101-150		RPI 150+					
29-28-0		2-6-0		0-0-0		OVERALL		6-10-0		0-1-0		21-11-0					
20-8-0		0-1-0		0-0-0		HOME		6-3-0		0-0-0		14-4-0					
8-17-0		2-5-0		0-0-0		AWAY		0-6-0		0-0-0		6-6-0					
1-3-0		0-0-0		0-0-0		NEUTRAL		0-1-0		0-1-0		1-1-0					
14-11-0		1-4-0		0-0-0		NON-CONFERENCE		3-3-0		0-1-0		10-3-0					
11-2-0		0-1-0		0-0-0		HOME		3-0-0		0-0-0		8-1-0					
2-8-0		1-3-0		0-0-		AWAY		0-3-0		0-0-0		1-2-0					
1-1-0		0-0-0		0-0-0		NEUTRAL		0-0-0		0-1-0		1-0-0					
15-17-0		1-2-0		0-0-0		CONFERENCE		3-7-0		0-0-0		11-8-0					
9-6-0		0-0-0		0-0-0		HOME		3-3-0		0-0-0		6-3-0					
6-9-0		1-2-0		0-0-0		AWAY		0-3-0		0-0-0		5-4-0					
0-2-0		0-0-0		0-0-0		NEUTRAL		0-1-0		0-0-0		0-1-0					
RPI	S	Opponent		Score		RPI	S	Opponent		Score		RPI	S	Opponent		Score	
2	A	Vanderbilt		3	2			56	H	Illinois	5 3	129	N	Ohio St.		4 5	
6	A	La.-Lafayette		14	3			56	H	Illinois	1 0	153	H	South Ala.		7 2	
6	A	La.-Lafayette		4	7			56	H	Illinois	4 3	153	H	South Ala.		6 3	
6	A	La.-Lafayette		9	10			58	A	Georgia	7 26	153	H	South Ala.		10 13	
9	A	Indiana		0	1			58	A	Georgia	6 8	154	A	Lipscomb		2 10	
18	A	Louisville		1	3			74	A	East Carolina	1 2	154	H	Lipscomb		3 2	
18	H	Louisville		3	5			76	H	Arkansas St.	5 7	156	A	La.-Monroe		11 2	
20	A	Kentucky		3	10			76	H	Arkansas St.	9 6	156	A	La.-Monroe		4 3	
								76	H	Arkansas St.	8 6	156	A	La.-Monroe		4 5	
								93	H	Texas St.	5 7	156	H	UALR		5 7	
								93	H	Texas St.	4 1	156	H	UALR		8 0	
								93	H	Texas St.	4 13	156	H	UALR		4 1	
								93	N	Texas St.	3 4	156	N	La.-Monroe		6 8	
								97	A	Texas-Arlington	3 5	159	N	Pittsburgh		3 2	
								97	A	Texas-Arlington	5 8	170	A	Georgia St.		5 6	
								97	A	Texas-Arlington	3 5	170	A	Georgia St.		4 3	
												170	A	Georgia St.		6 5	
												170	H	Georgia St.		2 1	
												170	H	Georgia St.		4 5	
												170	H	Georgia St.		10 1	
												193	A	Troy		5 10	
												193	A	Troy		5 4	
												193	A	Troy		6 11	
												196	A	Belmont		3 7	
												196	H	Belmont		13 3	
												202	H	Southern Ill.		2 3	
												202	H	Southern Ill.		6 4	
				LAST 15 GAMES													
				156	N	La.-Monroe	6 8	97	A	Texas-Arlington	3 5						
				93	N	Texas St.	3 4	156	A	La.-Monroe	4 5						
				170	H	Georgia St.	4 5	156	A	La.-Monroe	11 2						
				170	H	Georgia St.	2 1										
				170	H	Georgia St.	10 1										

Non-Div. I Games:

Western Ky.

97 A Texas-Arlington	3	5
97 A Texas-Arlington	5	8

RPI	S	Opponent	Score	
202	H	Southern Ill.	6	1
236	A	Austin Peay	6	5
236	H	Austin Peay	5	2
271	H	UNC Asheville	6	4
271	H	UNC Asheville	13	2
271	H	UNC Asheville	8	5

Western Ky.

W  
e  
s  
t  
e  
r  
n  
K  
y  
.

W  
e  
s  
t  
e  
r  
n  
K  
y  
.

Average RPI Win: 195		WON-LOST RECORD		WINNING PCT. RANK		LAST 15 GAMES		STRENGTH OF SCHEDULE		OPP. STRENGTH OF SCHEDULE		TEAM RPI		ADJ RPI		CONF. RPI		ADJ CONF. RPI					
DIV. I ONLY		35-23-0		.60345 70		8-7-0		244		187		127		.50737 127		20		20					
DIV. I NON-CONF.		15-12-0		.55556 101		0-2-0		246		148		124		.50851 124		18		18					
TOTALS		RPI 1-25		RPI 26-50		W-L RECORDS		RPI 51-100		RPI 101-150		RPI 150+											
35-23-0		0-2-0		1-3-0		OVERALL		3-4-0		5-4-0		26-10-0											
15-6-0		0-0-0		0-0-0		HOME		0-0-0		2-1-0		13-5-0											
14-14-0		0-1-0		1-2-0		AWAY		2-4-0		2-2-0		9-4-0											
6-3-0		0-1-0		0-0-0		NEUTRAL		1-0-0		1-1-0		4-1-0											
15-12-0		0-2-0		1-3-0		NON-CONFERENCE		2-1-0		1-1-0		11-5-0											
5-1-0		0-0-0		0-0-0		HOME		0-0-0		0-0-0		5-1-0											
8-8-0		0-1-0		1-0-		AWAY		2-1-0		1-0-0		4-3-0											
2-3-0		0-1-0		0-0-0		NEUTRAL		0-0-0		0-1-0		2-1-0											
20-11-0		0-0-0		0-0-0		CONFERENCE		1-3-0		4-3-0		15-5-0											
10-5-0		0-0-0		0-0-0		HOME		0-0-0		2-1-0		8-4-0											
6-6-0		0-0-0		0-0-0		AWAY		0-3-0		1-2-0		5-1-0											
4-0-0		0-0-0		0-0-0		NEUTRAL		1-0-0		1-0-0		2-0-0											
RPI	S	Opponent		Score		RPI	S	Opponent		Score		RPI	S	Opponent		Score							
18	A	Louisville		0	5	39	A	Liberty		2	4	60	A	Ball St.		5	16	108	N	Michigan	2	3	
20	N	Kentucky		2	4	39	A	Liberty		2	6	60	A	Ball St.		8	9	111	H	Miami (OH)	4	2	
						39	A	Liberty		1	9	60	A	Ball St.		4	5	111	H	Miami (OH)	13	4	
						41	A	Col. of Charleston		8	6	60	N	Ball St.		4	3	111	H	Miami (OH)	4	6	
												90	A	Middle Tenn.		6	5	124	A	Wright St.	9	7	
												90	A	Middle Tenn.		5	4	140	A	Bowling Green	7	5	
												90	A	Middle Tenn.		4	12	140	A	Bowling Green	6	8	
																		140	A	Bowling Green	5	12	
																		140	N	Bowling Green	6	2	
																		159	H	Pittsburgh	4	1	
																		169	N	Appalachian St.	0	8	
																		171	H	Buffalo	7	4	
																		171	H	Buffalo	0	6	
																		171	H	Buffalo	8	4	
																		172	H	Akron	5	4	
																		172	H	Akron	19	0	
																		172	H	Akron	7	8	
																		172	N	Akron	3	0	
																		190	N	Western Mich.	12	2	
																		198	A	Arizona	1	7	
																		198	A	Arizona	1	13	
																		198	A	Arizona	14	5	
																		199	A	Winthrop	9	4	
																		199	A	Winthrop	8	5	
																		200	H	Toledo	4	1	
																		200	H	Toledo	6	2	
																		200	H	Toledo	4	5	
LAST 15 GAMES																							
				20	N	Kentucky		2	4	172	H	Akron		7	8								
				18	A	Louisville		0	5	172	H	Akron		5	4								
				172	N	Akron		3	0	60	A	Ball St.		8	9								
				190	N	Western Mich.		12	2														
				60	N	Ball St.		4	3														

Non-Div. I Games: Malone 7 6

Kent St.

Kent St.

140 N Bowling Green	6	2
172 H Akron	19	0

Through Games Of 6-25-14 (FINAL)

RPI	S	Opponent	Score	
220	H	Northern Ill.	4	3
220	H	Northern Ill.	5	6
220	H	Northern Ill.	8	2
233	H	Penn St.	4	1
259	H	Oakland	16	1
259	H	Oakland	16	5
261	A	Youngstown St.	4	7
261	A	Youngstown St.	11	7
261	H	Youngstown St.	4	5
261	H	Youngstown St.	10	2
265	A	Eastern Mich.	1	2
265	A	Eastern Mich.	10	2
265	A	Eastern Mich.	6	1
294	A	Ohio	11	1
294	A	Ohio	5	3
294	A	Ohio	18	2
298	N	Coppin St.	11	1
298	N	Coppin St.	5	0

Kent St.

K  
e  
n  
t  
S  
t  
.

K  
e  
n  
t  
S  
t  
.

Average RPI Win: 192		WON-LOST	WINNING	LAST 15	STRENGTH OF		OPP. STRENGTH	TEAM	ADJ	CONF.	ADJ CONF.
Average RPI Loss: 133		RECORD	PCT. RANK	GAMES	SCHEDULE		OF SCHEDULE	RPI	RPI	RPI	RPI
DIV. I ONLY		34-23-0	.59649	74	9-6-0		247	177	128	.50722	128
DIV. I NON-CONF.		15-13-0	.53571	121	2-1-0		230	126	112	.51369	112
TOTALS		RPI 1-25	RPI 26-50		W-L RECORDS		RPI 51-100		RPI 101-150		RPI 150+
34-23-0		0-0-0	2-5-0		OVERALL		3-3-0		6-4-0		23-11-0
10-8-0		0-0-0	0-0-0		HOME		1-3-0		3-1-0		6-4-0
20-11-0		0-0-0	2-5-0		AWAY		1-0-0		2-2-0		15-4-0
4-4-0		0-0-0	0-0-0		NEUTRAL		1-0-0		1-1-0		2-3-0
15-13-0		0-0-0	2-5-0		NON-CONFERENCE		3-0-0		1-2-0		9-6-0
1-2-0		0-0-0	0-0-0		HOME		1-0-0		0-1-0		0-1-0
10-9-0		0-0-0	2-0-		AWAY		1-0-0		0-1-0		7-3-0
4-2-0		0-0-0	0-0-0		NEUTRAL		1-0-0		1-0-0		2-2-0
19-10-0		0-0-0	0-0-0		CONFERENCE		0-3-0		5-2-0		14-5-0
9-6-0		0-0-0	0-0-0		HOME		0-3-0		3-0-0		6-3-0
10-2-0		0-0-0	0-0-0		AWAY		0-0-0		2-1-0		8-1-0
0-2-0		0-0-0	0-0-0		NEUTRAL		0-0-0		0-1-0		0-1-0
RPI	S	Opponent	Score	RPI	S	Opponent	Score	RPI	S	Opponent	Score
35	A	UNLV	0 5	60	H	Ball St.	0 9	106	N	Bucknell	10 4
35	A	UNLV	8 11	60	H	Ball St.	3 5	108	A	Michigan	3 6
35	A	UNLV	2 5	60	H	Ball St.	5 6	108	H	Michigan	1 7
35	A	UNLV	2 6	100	A	Michigan St.	10 1	111	H	Miami (OH)	4 1
50	A	UCF	7 6	100	H	Michigan St.	7 5	111	H	Miami (OH)	2 1
50	A	UCF	3 2	100	N	Michigan St.	7 4	111	H	Miami (OH)	8 4
50	A	UCF	4 5					111	N	Miami (OH)	3 4
								140	A	Bowling Green	16 2
								140	A	Bowling Green	8 17
								140	A	Bowling Green	7 6
								158	N	Boston College	4 5
								171	H	Buffalo	6 5
								171	H	Buffalo	6 3
								171	H	Buffalo	3 11
								172	N	Akron	6 9
								180	A	Notre Dame	4 3
								190	H	Western Mich.	8 5
								190	H	Western Mich.	0 8
								190	H	Western Mich.	9 7
								193	A	Troy	3 2
								193	A	Troy	2 3
								193	A	Troy	4 5
								193	A	Troy	4 1
								194	N	Northeastern	5 7
								200	H	Toledo	1 8
								200	H	Toledo	11 2
								200	H	Toledo	10 4
LAST 15 GAMES											
111	N	Miami (OH)	3 4	265	A	Eastern Mich.	7 1	193	A	Troy	4 1
172	N	Akron	6 9	265	A	Eastern Mich.	7 5	194	N	Northeastern	5 7
190	H	Western Mich.	8 5	108	H	Michigan	1 7	200	H	Toledo	1 8
190	H	Western Mich.	0 8					200	H	Toledo	11 2
190	H	Western Mich.	9 7					200	H	Toledo	10 4

Non-Div. I Games: Madonna 13 7

Central Mich.



100	N	Michigan St.	7	4
265	A	Eastern Mich.	15	1

RPI	S	Opponent	Score	
220	A	Northern Ill.	5	3
220	A	Northern Ill.	3	2
220	A	Northern Ill.	1	3
257	N	Villanova	13	3
259	A	Oakland	16	10
259	H	Oakland	8	14
265	A	Eastern Mich.	7	5
265	A	Eastern Mich.	15	1
265	A	Eastern Mich.	7	1
269	A	Incarnate Word	12	1
269	A	Incarnate Word	2	5
269	A	Incarnate Word	6	4
269	A	Incarnate Word	3	0
283	N	St. Bonaventure	5	0
294	A	Ohio	10	2
294	A	Ohio	6	3
294	A	Ohio	4	2

Average RPI Win:		164	WON-LOST RECORD		WINNING PCT. RANK		LAST 15 GAMES		STRENGTH OF SCHEDULE		OPP. STRENGTH OF SCHEDULE		TEAM RPI		ADJ RPI		CONF. RPI		ADJ CONF. RPI	
DIV. I ONLY			30-28-0		.51724 130		6-9-0		121		108		129		.50598 129		10		10	
DIV. I NON-CONF.			20-12-0		.625 60		1-2-0		110		131		62		.53383 62		7		7	
TOTALS		RPI 1-25		RPI 26-50		W-L RECORDS		RPI 51-100		RPI 101-150		RPI 150+								
30-28-0		0-5-0		2-9-0		OVERALL		5-4-0		5-4-0		18-6-0								
17-11-0		0-3-0		0-0-0		HOME		1-1-0		2-2-0		14-5-0								
7-13-0		0-2-0		2-6-0		AWAY		2-2-0		1-2-0		2-1-0								
6-4-0		0-0-0		0-3-0		NEUTRAL		2-1-0		2-0-0		2-0-0								
20-12-0		0-2-0		2-5-0		NON-CONFERENCE		3-2-0		2-1-0		13-2-0								
12-4-0		0-0-0		0-0-0		HOME		1-1-0		0-1-0		11-2-0								
2-6-0		0-2-0		2-0-		AWAY		0-1-0		0-0-0		0-0-0								
6-2-0		0-0-0		0-2-0		NEUTRAL		2-0-0		2-0-0		2-0-0								
10-16-0		0-3-0		0-4-0		CONFERENCE		2-2-0		3-3-0		5-4-0								
5-7-0		0-3-0		0-0-0		HOME		0-0-0		2-1-0		3-3-0								
5-7-0		0-0-0		0-3-0		AWAY		2-1-0		1-2-0		2-1-0								
0-2-0		0-0-0		0-1-0		NEUTRAL		0-1-0		0-0-0		0-0-0								
RPI	S	Opponent		Score		RPI	S	Opponent		Score		RPI	S	Opponent		Score				
9	H	Indiana		1 7		26	A	Oregon		4 20		56	N	Illinois		5 6				
9	H	Indiana		2 8		26	A	Oregon		5 0		60	H	Ball St.		6 8				
9	H	Indiana		4 6		26	A	Oregon		2 8		73	N	Auburn		1 0				
13	A	Oregon St.		3 4		32	N	Indiana St.		6 8		74	A	East Carolina		2 3				
18	A	Louisville		3 7		32	N	Indiana St.		3 7		82	N	Oklahoma		6 3				
						33	A	Nebraska		1 2		91	H	Xavier		10 3				
						33	A	Nebraska		2 3		100	A	Michigan St.		1 0				
						33	A	Nebraska		3 4		100	A	Michigan St.		6 2				
						33	N	Nebraska		6 7		100	A	Michigan St.		6 7				
						38	A	West Virginia		1 4										
						50	A	UCF		9 3										
LAST 15 GAMES																				
						56	N	Illinois		5 6		108	A	Michigan		1 5				
						33	N	Nebraska		6 7		108	A	Michigan		1 0				
						227	H	Northwestern		5 2		111	H	Miami (OH)		1 3				
						227	H	Northwestern		2 6										
						227	H	Northwestern		3 6										

**Non-Div. I Games:**

Ohio St.

Ohio St.

163	H	Cincinnati	11	3
108	A	Michigan	1	4

Through Games Of 6-25-14 (FINAL)

RPI	S	Opponent	Score	
229	H	Marshall	4	0
233	H	Penn St.	12	6
233	H	Penn St.	7	0
233	H	Penn St.	4	5
265	H	Eastern Mich.	8	1
294	H	Ohio	11	6

Ohio St.

O  
h  
i  
o  
s  
t  
.

O  
h  
i  
o  
s  
t  
.

Average RPI Win:		201	WON-LOST		WINNING	LAST 15		STRENGTH OF		OPP. STRENGTH	TEAM	ADJ	CONF.	ADJ CONF.
Average RPI Loss:		127	RECORD		PCT. RANK	GAMES		SCHEDULE		OF SCHEDULE	RPI	RPI	RPI	RPI
DIV. I ONLY			39-24-0		.61905	58		9-6-0		239	192	130	.5057	130
DIV. I NON-CONF.			14-17-0		.45161	184		1-3-0		136	28	170	.4911	170
TOTALS		RPI 1-25	RPI 26-50		W-L RECORDS		RPI 51-100		RPI 101-150		RPI 150+			
39-24-0		1-3-0	2-3-0		OVERALL		0-2-0		6-6-0		30-10-0			
23-8-0		1-1-0	0-0-0		HOME		0-0-0		4-2-0		18-5-0			
11-13-0		0-2-0	1-2-0		AWAY		0-2-0		2-3-0		8-4-0			
5-3-0		0-0-0	1-1-0		NEUTRAL		0-0-0		0-1-0		4-1-0			
14-17-0		1-3-0	2-3-0		NON-CONFERENCE		0-2-0		5-4-0		6-5-0			
9-7-0		1-1-0	0-0-0		HOME		0-0-0		4-2-0		4-4-0			
4-8-0		0-2-0	1-0-		AWAY		0-2-0		1-1-0		2-1-0			
1-2-0		0-0-0	1-1-0		NEUTRAL		0-0-0		0-1-0		0-0-0			
25-7-0		0-0-0	0-0-0		CONFERENCE		0-0-0		1-2-0		24-5-0			
14-1-0		0-0-0	0-0-0		HOME		0-0-0		0-0-0		14-1-0			
7-5-0		0-0-0	0-0-0		AWAY		0-0-0		1-2-0		6-3-0			
4-1-0		0-0-0	0-0-0		NEUTRAL		0-0-0		0-0-0		4-1-0			
RPI S	Opponent	Score	RPI S	Opponent	Score	RPI S	Opponent	Score	RPI S	Opponent	Score	RPI S	Opponent	Score
13 H	Oregon St.	7 6	31 A	Texas A&M	1 0	83 A	UC Riverside	1 6	112 A	Fresno St.	6 4			
13 H	Oregon St.	1 8	31 A	Texas A&M	5 7	83 A	UC Riverside	1 9	112 H	Fresno St.	2 1			
16 A	Cal Poly	2 4	31 A	Texas A&M	0 5				118 H	Minnesota	1 2			
16 A	Cal Poly	5 6	38 N	West Virginia	1 8				118 H	Minnesota	6 2			
			46 N	Arizona St.	5 4				118 H	Minnesota	3 5			
									131 H	Nevada	7 4			
									131 N	Nevada	3 10			
									141 A	Grand Canyon	6 8			
									141 A	Grand Canyon	5 4			
									141 A	Grand Canyon	2 3			
									147 A	Pacific	8 9			
									147 H	Pacific	4 2			
									155 A	San Francisco	6 2			
									155 A	San Francisco	5 9			
									155 H	San Francisco	1 9			
									155 H	San Francisco	8 4			
									164 H	Utah Valley	5 0			
									164 H	Utah Valley	10 0			
									164 H	Utah Valley	0 6			
									164 N	Utah Valley	10 3			
									164 N	Utah Valley	10 3			
									185 H	Utah	1 2			
									185 H	Utah	3 2			
									185 H	Utah	5 4			
									185 H	Utah	4 5			
									186 A	UC Davis	15 7			
									186 H	UC Davis	3 6			
			LAST 15 GAMES											
			16 A	Cal Poly	5 6	244 N	Bakersfield	1 4						
			46 N	Arizona St.	5 4	272 H	North Dakota	6 5						
			16 A	Cal Poly	2 4	272 H	North Dakota	8 2						
			164 N	Utah Valley	10 3									
			164 N	Utah Valley	10 3									

Non-Div. I Games: Menlo 7 1

Sacramento St.

Sacramento St.

244 N Bakersfield	3	1
262 N New Mexico St.	9	5

Through Games Of 6-25-14 (FINAL)

RPI	S	Opponent	Score	
214	A	Tex.-Pan American	3	1
214	A	Tex.-Pan American	0	2
214	A	Tex.-Pan American	0	2
219	H	Seattle	4	3
219	H	Seattle	4	3
219	H	Seattle	8	1
223	H	Air Force	7	1
244	A	Bakersfield	10	3
244	A	Bakersfield	1	2
244	A	Bakersfield	7	3
244	N	Bakersfield	3	1
244	N	Bakersfield	1	4
262	A	New Mexico St.	11	0
262	A	New Mexico St.	20	6
262	A	New Mexico St.	8	2
262	N	New Mexico St.	9	5
272	H	North Dakota	6	5
272	H	North Dakota	8	2
272	H	North Dakota	6	4
292	H	Chicago St.	3	2
292	H	Chicago St.	6	0
292	H	Chicago St.	11	6
297	H	Northern Colo.	9	2
297	H	Northern Colo.	3	1
297	H	Northern Colo.	16	1

Sacramento St.

S  
a  
c  
r  
a  
m  
e  
n  
t  
o  
s  
t  
.

S  
a  
c  
r  
a  
m  
e  
n  
t  
o  
s  
t  
.

Average RPI Win:	152	WON-LOST	WINNING	LAST 15		STRENGTH OF	OPP. STRENGTH	TEAM		ADJ	CONF.	ADJ CONF.			
Average RPI Loss:	126	RECORD	PCT. RANK	GAMES		SCHEDULE	OF SCHEDULE	RPI		RPI	RPI	RPI			
DIV. I ONLY		31-27-0	.53448	118	7-8-0	199	94	131	.5056	131	9	9			
DIV. I NON-CONF.		13-10-0	.56522	97	3-0-0	261	137	144	.50059	143	9	9			
<hr/>															
TOTALS	RPI 1-25	RPI 26-50		W-L RECORDS		RPI 51-100		RPI 101-150		RPI 150+					
31-27-0	0-0-0	4-6-0		OVERALL		2-2-0		7-7-0		18-12-0					
17-6-0	0-0-0	3-0-0		HOME		1-2-0		4-2-0		9-2-0					
9-18-0	0-0-0	1-5-0		AWAY		0-0-0		1-4-0		7-9-0					
5-3-0	0-0-0	0-1-0		NEUTRAL		1-0-0		2-1-0		2-1-0					
<hr/>															
13-10-0	0-0-0	0-0-0		NON-CONFERENCE		0-0-0		4-2-0		9-8-0					
6-2-0	0-0-0	0-0-0		HOME		0-0-0		2-1-0		4-1-0					
5-7-0	0-0-0	0-0-		AWAY		0-0-0		1-1-0		4-6-0					
2-1-0	0-0-0	0-0-0		NEUTRAL		0-0-0		1-0-0		1-1-0					
<hr/>															
18-17-0	0-0-0	4-6-0		CONFERENCE		2-2-0		3-5-0		9-4-0					
11-4-0	0-0-0	3-0-0		HOME		1-2-0		2-1-0		5-1-0					
4-11-0	0-0-0	1-5-0		AWAY		0-0-0		0-3-0		3-3-0					
3-2-0	0-0-0	0-1-0		NEUTRAL		1-0-0		1-1-0		1-0-0					
<hr/>															
RPI	S	Opponent	Score	RPI	S	Opponent	Score	RPI	S	Opponent	Score				
				35	A	UNLV	9 17	69	H	New Mexico	4 5	112	A	Fresno St.	1 4
				35	A	UNLV	1 8	69	H	New Mexico	6 5	112	A	Fresno St.	9 11
				35	A	UNLV	2 4	69	H	New Mexico	5 6	112	A	Fresno St.	3 5
				40	A	San Diego St.	0 3	69	N	New Mexico	9 4	112	H	Fresno St.	9 8
				40	A	San Diego St.	4 3					112	H	Fresno St.	9 8
				40	A	San Diego St.	4 10					112	H	Fresno St.	10 20
				40	H	San Diego St.	11 4					112	N	Fresno St.	3 4
				40	H	San Diego St.	4 2					112	N	Fresno St.	10 2
				40	H	San Diego St.	8 0					130	A	Sacramento St.	4 7
				40	N	San Diego St.	2 3					130	N	Sacramento St.	10 3
												141	H	Grand Canyon	0 4
												141	H	Grand Canyon	3 2
												147	A	Pacific	8 4
												147	H	Pacific	7 6
												155	A	San Francisco	0 7
												155	H	San Francisco	1 4
												158	N	Boston College	4 1
												158	N	Boston College	3 7
												164	H	Utah Valley	4 2
												173	A	Hawaii	0 1
												173	A	Hawaii	10 6
												173	A	Hawaii	7 4
				LAST 15 GAMES								173	A	Hawaii	3 6
				40	N	San Diego St.	2 3	35	A	UNLV	1 8	173	A	Hawaii	3 6
				112	N	Fresno St.	10 2	164	H	Utah Valley	4 2	174	A	Santa Clara	3 4
				69	N	New Mexico	9 4	69	H	New Mexico	5 6	174	A	Santa Clara	4 1
				195	N	San Jose St.	4 0					174	H	Santa Clara	9 4
				112	N	Fresno St.	3 4					185	A	Utah	11 1

**Non-Div. I Games:**

Nevada

35	A	UNLV	2	4
35	A	UNLV	9	17

RPI	S	Opponent	Score	
185	A	Utah	0	12
186	A	UC Davis	3	4
186	H	UC Davis	6	5
195	A	San Jose St.	7	4
195	A	San Jose St.	1	2
195	A	San Jose St.	6	5
195	H	San Jose St.	8	3
195	H	San Jose St.	6	4
195	H	San Jose St.	4	7
195	N	San Jose St.	4	0
223	A	Air Force	12	4
223	A	Air Force	4	5
223	A	Air Force	2	3
223	H	Air Force	7	1
223	H	Air Force	5	2
223	H	Air Force	5	1
260	H	St. Mary's (CA)	6	3

Nevada

N  
e  
v  
a  
d  
a

N  
e  
v  
a  
d  
a

Average RPI Win: 163		WON-LOST	WINNING	LAST 15	STRENGTH OF		OPP. STRENGTH	TEAM	ADJ	CONF.	ADJ CONF.
Average RPI Loss: 98		RECORD	PCT. RANK	GAMES	SCHEDULE		OF SCHEDULE	RPI	RPI	RPI	RPI
DIV. I ONLY		27-31-0	.46552	165	6-9-0		124	72	132	.50402	132
DIV. I NON-CONF.		17-15-0	.53125	126	1-2-0		192	133	125	.5082	125
TOTALS		RPI 1-25	RPI 26-50		W-L RECORDS		RPI 51-100		RPI 101-150		RPI 150+
27-31-0		1-9-0	2-5-0		OVERALL		3-2-0		7-6-0		14-9-0
8-11-0		0-3-0	2-3-0		HOME		1-1-0		1-1-0		4-3-0
11-15-0		0-6-0	0-0-0		AWAY		0-0-0		3-4-0		8-5-0
8-5-0		1-0-0	0-2-0		NEUTRAL		2-1-0		3-1-0		2-1-0
17-15-0		0-3-0	0-3-0		NON-CONFERENCE		2-1-0		4-3-0		11-5-0
4-4-0		0-0-0	0-2-0		HOME		0-0-0		1-1-0		3-1-0
6-8-0		0-3-0	0-0-		AWAY		0-0-0		0-1-0		6-4-0
7-3-0		0-0-0	0-1-0		NEUTRAL		2-1-0		3-1-0		2-0-0
10-16-0		1-6-0	2-2-0		CONFERENCE		1-1-0		3-3-0		3-4-0
4-7-0		0-3-0	2-1-0		HOME		1-1-0		0-0-0		1-2-0
5-7-0		0-3-0	0-0-0		AWAY		0-0-0		3-3-0		2-1-0
1-2-0		1-0-0	0-1-0		NEUTRAL		0-0-0		0-0-0		0-1-0
RPI S	Opponent	Score	RPI S	Opponent	Score	RPI S	Opponent	Score	RPI S	Opponent	Score
5 H	Houston	4 8	32 N	Indiana St.	0 3	56 N	Illinois	6 0	113 H	Stony Brook	3 6
5 H	Houston	1 3	49 H	Bryant	2 7	73 N	Auburn	3 7	115 A	Memphis	13 2
5 H	Houston	2 7	49 H	Bryant	3 5	79 N	Wichita St.	2 1	115 A	Memphis	1 6
5 N	Houston	7 2	50 H	UCF	6 5	89 H	Rutgers	11 4	115 A	Memphis	8 5
8 A	Florida	5 6	50 H	UCF	5 4	89 H	Rutgers	5 7	120 N	Sacred Heart	5 0
8 A	Florida	0 1	50 H	UCF	6 7				121 N	George Mason	11 2
8 A	Florida	1 2	50 N	UCF	1 7				125 A	Hartford	2 3
18 A	Louisville	2 8							129 N	Ohio St.	2 8
18 A	Louisville	0 2							135 H	Central Conn. St.	9 1
18 A	Louisville	1 6							135 N	Central Conn. St.	6 1
									142 A	South Fla.	4 2
									142 A	South Fla.	1 2
									142 A	South Fla.	2 6
									154 A	Lipscomb	6 4
									154 A	Lipscomb	1 14
									154 A	Lipscomb	3 4
									158 A	Boston College	1 2
									163 A	Cincinnati	14 3
									163 A	Cincinnati	7 2
									163 A	Cincinnati	1 3
									194 A	Northeastern	2 0
									221 H	Temple	4 7
									221 H	Temple	2 6
									221 H	Temple	4 1
									221 N	Temple	4 9
									225 A	Massachusetts	8 5
									225 A	Massachusetts	4 5
			LAST 15 GAMES								
			221 N	Temple	4 9	273 H	Rhode Island	7 0			
			5 N	Houston	7 2	5 H	Houston	4 8			
			50 N	UCF	1 7	5 H	Houston	1 3			
			50 H	UCF	6 7						
			50 H	UCF	5 4						

Non-Div. I Games:

UConn



50	H	UCF	6	5
273	H	Rhode Island	9	12

RPI	S	Opponent	Score	
235	H	Yale	14	1
238	A	Quinnipiac	5	3
246	H	Brown	7	4
247	A	La Salle	17	1
257	A	Villanova	7	6
273	H	Rhode Island	7	0
273	H	Rhode Island	9	12
275	N	Harvard	9	4
288	N	Saint Peter's	10	1

UConn

U  
C  
o  
n  
n

U  
C  
o  
n  
n

Average RPI Win: 189		WON-LOST	WINNING	LAST 15	STRENGTH OF		OPP. STRENGTH	TEAM	ADJ	CONF.	ADJ CONF.
Average RPI Loss: 124		RECORD	PCT. RANK	GAMES	SCHEDULE		OF SCHEDULE	RPI	RPI	RPI	RPI
DIV. I ONLY		31-26-0	.54386	111	9-6-0		173	166	133	.50336	133
DIV. I NON-CONF.		12-16-0	.42857	198	1-1-0		150	176	211	.47197	210
TOTALS		RPI 1-25	RPI 26-50		W-L RECORDS		RPI 51-100		RPI 101-150		RPI 150+
31-26-0		0-6-0	0-0-0		OVERALL		3-3-0		6-7-0		22-10-0
19-10-0		0-1-0	0-0-0		HOME		3-1-0		5-2-0		11-6-0
12-14-0		0-5-0	0-0-0		AWAY		0-2-0		1-3-0		11-4-0
0-2-0		0-0-0	0-0-0		NEUTRAL		0-0-0		0-2-0		0-0-0
12-16-0		0-6-0	0-0-0		NON-CONFERENCE		2-1-0		0-2-0		10-7-0
9-8-0		0-1-0	0-0-0		HOME		2-1-0		0-1-0		7-5-0
3-8-0		0-5-0	0-0-		AWAY		0-0-0		0-1-0		3-2-0
0-0-0		0-0-0	0-0-0		NEUTRAL		0-0-0		0-0-0		0-0-0
19-10-0		0-0-0	0-0-0		CONFERENCE		1-2-0		6-5-0		12-3-0
10-2-0		0-0-0	0-0-0		HOME		1-0-0		5-1-0		4-1-0
9-6-0		0-0-0	0-0-0		AWAY		0-2-0		1-2-0		8-2-0
0-2-0		0-0-0	0-0-0		NEUTRAL		0-0-0		0-2-0		0-0-0
RPI S	Opponent	Score	RPI S	Opponent	Score	RPI S	Opponent	Score	RPI S	Opponent	Score
5 A	Houston	0 3				67 A	Southeastern La.	2 4	109 H	Central Ark.	3 4
5 A	Houston	0 4				67 A	Southeastern La.	0 15	109 H	Central Ark.	4 0
5 A	Houston	2 3				67 H	Southeastern La.	5 3	109 H	Central Ark.	3 2
6 A	La.-Lafayette	1 5				95 H	Oral Roberts	10 6	114 N	A&M-Corpus Christi	2 3
6 H	La.-Lafayette	1 7				95 H	Oral Roberts	2 3	117 A	Northwestern St.	5 6
11 A	LSU	3 5				95 H	Oral Roberts	2 1	117 A	Northwestern St.	4 2
									117 A	Northwestern St.	0 1
									138 H	McNeese St.	6 0
									138 H	McNeese St.	3 1
									138 H	McNeese St.	5 2
									138 N	McNeese St.	2 4
									146 A	Tulane	1 8
									146 H	Tulane	0 1
									153 A	South Ala.	4 5
									153 H	South Ala.	15 4
									156 A	La.-Monroe	6 9
									156 H	La.-Monroe	3 0
									160 A	Lamar	6 4
									160 A	Lamar	8 6
									160 A	Lamar	4 0
									166 A	Stephen F. Austin	3 4
									166 A	Stephen F. Austin	5 3
									166 A	Stephen F. Austin	5 3
									189 H	BYU	6 1
									189 H	BYU	0 5
									189 H	BYU	10 2
									189 H	BYU	6 7
LAST 15 GAMES			LAST 15 GAMES			LAST 15 GAMES			LAST 15 GAMES		
			114 N	A&M-Corpus Christi	2 3	166 A	Stephen F. Austin	3 4			
			138 N	McNeese St.	2 4	291 H	Alcorn	8 1			
			138 H	McNeese St.	5 2	67 A	Southeastern La.	0 15			
			138 H	McNeese St.	3 1						
			138 H	McNeese St.	6 0						

Non-Div. I Games: Loyola (LA) 9 0

Nicholls St.

Nicholls St.

166	A	Stephen F. Austin	5	3
166	A	Stephen F. Austin	5	3

Through Games Of 6-25-14 (FINAL)

RPI	S	Opponent	Score	
201	H	Houston Baptist	5	7
201	H	Houston Baptist	5	3
201	H	Houston Baptist	4	2
202	H	Southern Ill.	7	8
234	H	Western Ill.	2	1
251	A	Jackson St.	6	4
251	A	Jackson St.	18	2
251	H	Jackson St.	3	2
251	H	Jackson St.	8	9
269	A	Incarnate Word	5	0
269	A	Incarnate Word	6	0
269	A	Incarnate Word	2	6
278	A	New Orleans	8	5
278	H	New Orleans	4	3
278	H	New Orleans	7	4
291	H	Alcorn	8	1
301	A	Southern U.	13	2
301	H	Southern U.	2	5

Nicholls St.

N  
i  
c  
h  
o  
l  
l  
s  
t  
.

N  
i  
c  
h  
o  
l  
l  
s  
t  
.

Average RPI Win:	106	WON-LOST	WINNING	LAST 15		STRENGTH OF	OPP. STRENGTH	TEAM	ADJ	CONF.	ADJ CONF.	
Average RPI Loss:	92	RECORD	PCT. RANK	GAMES		SCHEDULE	OF SCHEDULE	RPI	RPI	RPI	RPI	
DIV. I ONLY		24-30-0	.44444	187	6-9-0	108	25	134	.50294	134	4	4
DIV. I NON-CONF.		10-14-0	.41667	205	0-2-0	229	35	212	.47191	211	3	3
<hr/>												
TOTALS	RPI 1-25	RPI 26-50		W-L RECORDS		RPI 51-100		RPI 101-150		RPI 150+		
24-30-0	2-4-0	3-9-0		OVERALL		9-5-0		2-4-0		8-8-0		
14-11-0	1-2-0	1-2-0		HOME		7-4-0		0-1-0		5-2-0		
10-18-0	1-2-0	2-7-0		AWAY		2-1-0		2-3-0		3-5-0		
0-1-0	0-0-0	0-0-0		NEUTRAL		0-0-0		0-0-0		0-1-0		
10-14-0	0-0-0	1-2-0		NON-CONFERENCE		4-4-0		1-2-0		4-6-0		
5-5-0	0-0-0	0-0-0		HOME		2-3-0		0-1-0		3-1-0		
5-8-0	0-0-0	1-0-		AWAY		2-1-0		1-1-0		1-4-0		
0-1-0	0-0-0	0-0-0		NEUTRAL		0-0-0		0-0-0		0-1-0		
14-16-0	2-4-0	2-7-0		CONFERENCE		5-1-0		1-2-0		4-2-0		
9-6-0	1-2-0	1-2-0		HOME		5-1-0		0-0-0		2-1-0		
5-10-0	1-2-0	1-5-0		AWAY		0-0-0		1-2-0		2-1-0		
0-0-0	0-0-0	0-0-0		NEUTRAL		0-0-0		0-0-0		0-0-0		
RPI S	Opponent	Score	RPI S	Opponent	Score	RPI S	Opponent	Score	RPI S	Opponent	Score	
13 H	Oregon St.	4 1	26 A	Oregon	1 2	54 H	Western Caro.	1 13	103 A	UCLA	2 4	
13 H	Oregon St.	5 12	26 A	Oregon	3 6	54 H	Western Caro.	6 8	103 A	UCLA	2 0	
13 H	Oregon St.	1 8	26 A	Oregon	1 11	57 H	California	3 0	103 A	UCLA	7 8	
25 A	Washington	6 4	27 A	Stanford	4 9	57 H	California	6 5	143 A	Gonzaga	4 5	
25 A	Washington	1 2	27 A	Stanford	10 1	57 H	California	3 1	143 A	Gonzaga	5 1	
25 A	Washington	0 2	27 A	Stanford	2 5	61 H	Southern California	5 2	143 H	Gonzaga	2 7	
			46 H	Arizona St.	3 6	61 H	Southern California	1 7	181 A	CSUN	1 0	
			46 H	Arizona St.	10 7	61 H	Southern California	4 3	181 A	CSUN	2 3	
			46 H	Arizona St.	8 12	65 A	San Diego	4 3	181 A	CSUN	0 1	
			48 A	Cal St. Fullerton	4 5	65 A	San Diego	9 7	181 A	CSUN	1 2	
			48 A	Cal St. Fullerton	0 12	83 A	UC Riverside	7 12	185 H	Utah	1 0	
			48 A	Cal St. Fullerton	9 7	93 H	Texas St.	4 3	185 H	Utah	4 2	
						93 H	Texas St.	8 6	185 H	Utah	1 4	
						93 H	Texas St.	3 5	189 N	BYU	0 3	
									195 H	San Jose St.	4 2	
									195 H	San Jose St.	16 3	
									195 H	San Jose St.	3 7	
									195 H	San Jose St.	12 9	
									198 A	Arizona	1 12	
									198 A	Arizona	3 2	
									198 A	Arizona	6 5	
									219 A	Seattle	3 4	
<hr/>												
LAST 15 GAMES												
46 H	Arizona St.	3 6	143 A	Gonzaga	4 5							
46 H	Arizona St.	10 7	185 H	Utah	1 0							
46 H	Arizona St.	8 12	185 H	Utah	4 2							
219 A	Seattle	3 4										
27 A	Stanford	10 1										

Non-Div. I Games:

Washington St.

27 A Stanford	4	9
27 A Stanford	2	5

W  
a  
s  
h  
i  
n  
g  
t  
o  
n  
s  
t  
.

W  
a  
s  
h  
i  
n  
g  
t  
o  
n  
s  
t  
.

Average RPI Win:	187	WON-LOST RECORD	WINNING PCT. RANK	LAST 15 GAMES	STRENGTH OF SCHEDULE	OPP. STRENGTH OF SCHEDULE	TEAM RPI	ADJ RPI	CONF. RPI	ADJ CONF. RPI	
DIV. I ONLY		27-22-0	.55102 107	8-7-0	158	229	135	.50272 135	19	19	
DIV. I NON-CONF.		12-10-0	.54545 109	2-2-0	138	266	104	.51656 104	20	20	
<hr/>											
TOTALS	RPI 1-25	RPI 26-50		W-L RECORDS		RPI 51-100		RPI 101-150		RPI 150+	
27-22-0	0-0-0	2-6-0		OVERALL		0-0-0		7-9-0		18-7-0	
15-8-0	0-0-0	0-0-0		HOME		0-0-0		3-4-0		12-4-0	
10-10-0	0-0-0	2-5-0		AWAY		0-0-0		3-2-0		5-3-0	
2-4-0	0-0-0	0-1-0		NEUTRAL		0-0-0		1-3-0		1-0-0	
<hr/>											
12-10-0	0-0-0	1-2-0		NON-CONFERENCE		0-0-0		4-6-0		7-2-0	
4-3-0	0-0-0	0-0-0		HOME		0-0-0		1-2-0		3-1-0	
7-5-0	0-0-0	1-0-		AWAY		0-0-0		3-2-0		3-1-0	
1-2-0	0-0-0	0-0-0		NEUTRAL		0-0-0		0-2-0		1-0-0	
<hr/>											
15-12-0	0-0-0	1-4-0		CONFERENCE		0-0-0		3-3-0		11-5-0	
11-5-0	0-0-0	0-0-0		HOME		0-0-0		2-2-0		9-3-0	
3-5-0	0-0-0	1-3-0		AWAY		0-0-0		0-0-0		2-2-0	
1-2-0	0-0-0	0-1-0		NEUTRAL		0-0-0		1-1-0		0-0-0	
<hr/>											
RPI	S	Opponent	Score	RPI	S	Opponent	Score	RPI	S	Opponent	Score
				49	A	Bryant	3 4				
				49	A	Bryant	3 1				
				49	A	Bryant	0 2				
				49	A	Bryant	4 12				
				49	N	Bryant	0 3				
				50	A	UCF	5 4				
				50	A	UCF	8 9				
				50	A	UCF	0 10				
<hr/>											
				LAST 15 GAMES							
				120	N	Sacred Heart	0 2	125	A	Hartford	5 1
				49	N	Bryant	0 3	207	H	LIU Brooklyn	10 1
				120	N	Sacred Heart	4 3	207	H	LIU Brooklyn	6 0
				120	H	Sacred Heart	2 5				
				120	H	Sacred Heart	9 2				

**Non-Div. I Games:**

Central Conn. St.

120 H Sacred Heart	7	8
120 H Sacred Heart	5	3

RPI	S	Opponent	Score	
215	A	Holy Cross	6	4
218	H	UMass Lowell	4	3
238	H	Quinnipiac	4	6
242	H	Mt. St. Mary's	5	6
242	H	Mt. St. Mary's	3	1
242	H	Mt. St. Mary's	6	0
242	H	Mt. St. Mary's	2	5
256	A	Fairleigh Dickinson	1	3
256	A	Fairleigh Dickinson	3	0
256	A	Fairleigh Dickinson	0	9
256	A	Fairleigh Dickinson	6	5
273	H	Rhode Island	3	1
274	H	Albany (NY)	6	4
284	N	Iona	2	1

Central Conn. St.

C  
e  
n  
t  
r  
a  
l  
C  
o  
n  
n  
.  
S  
t  
.

C  
e  
n  
t  
r  
a  
l  
C  
o  
n  
n  
.  
S  
t  
.

T  
O  
W  
S  
O  
N

Towson					Through Games Of 6-25-14 (FINAL)															
Average RPI Win:		204	WON-LOST RECORD		WINNING PCT. RANK		LAST 15 GAMES		STRENGTH OF SCHEDULE		OPP. STRENGTH OF SCHEDULE		TEAM RPI		ADJ RPI		CONF. RPI		ADJ CONF. RPI	
DIV. I ONLY			22-25-0		.46809 164		5-10-0		102		193		136		.50222 136		13		13	
DIV. I NON-CONF.			18-12-0		.6 72		2-2-0		106		260		50		.54311 50		13		13	
TOTALS		RPI 1-25		RPI 26-50		W-L RECORDS		RPI 51-100		RPI 101-150		RPI 150+								
22-25-0		0-5-0		0-3-0		OVERALL		1-6-0		4-1-0		17-10-0								
9-7-0		0-0-0		0-3-0		HOME		0-0-0		2-0-0		7-4-0								
6-17-0		0-4-0		0-0-0		AWAY		1-6-0		0-1-0		5-6-0								
7-1-0		0-1-0		0-0-0		NEUTRAL		0-0-0		2-0-0		5-0-0								
18-12-0		0-5-0		0-0-0		NON-CONFERENCE		1-1-0		4-1-0		13-5-0								
6-1-0		0-0-0		0-0-0		HOME		0-0-0		2-0-0		4-1-0								
5-10-0		0-4-0		0-0-		AWAY		1-1-0		0-1-0		4-4-0								
7-1-0		0-1-0		0-0-0		NEUTRAL		0-0-0		2-0-0		5-0-0								
4-13-0		0-0-0		0-3-0		CONFERENCE		0-5-0		0-0-0		4-5-0								
3-6-0		0-0-0		0-3-0		HOME		0-0-0		0-0-0		3-3-0								
1-7-0		0-0-0		0-0-0		AWAY		0-5-0		0-0-0		1-2-0								
0-0-0		0-0-0		0-0-0		NEUTRAL		0-0-0		0-0-0		0-0-0								
RPI	S	Opponent		Score		RPI	S	Opponent		Score		RPI	S	Opponent		Score				
1	A	Virginia		3	5	41	H	Col. of Charleston		5	14	63	A	Campbell		4	5			
5	A	Houston		3	20	41	H	Col. of Charleston		6	8	70	A	William & Mary		7	14			
5	A	Houston		3	6	41	H	Col. of Charleston		3	5	70	A	William & Mary		7	9			
5	A	Houston		6	7							70	A	William & Mary		5	12			
21	N	Maryland		3	4							81	A	Wake Forest		5	4			
												96	A	UNC Wilmington		2	11			
												96	A	UNC Wilmington		8	11			
	</																			

T  
O  
W  
S  
O  
N

Non-Div. I Games:

Towson



70	A	William & Mary	7	9
70	A	William & Mary	7	14

RPI	S	Opponent	Score	
252	H	UMBC	8	13
266	A	Navy	3	2
268	A	George Washington	5	3
274	N	Albany (NY)	8	2
298	H	Coppin St.	13	1

Towson

T  
O  
W  
S  
O  
N

T  
O  
W  
S  
O  
N

Average RPI Win:	219	WON-LOST RECORD	WINNING PCT. RANK	LAST 15 GAMES		STRENGTH OF SCHEDULE	OPP. STRENGTH OF SCHEDULE	TEAM RPI	ADJ RPI	CONF. RPI	ADJ CONF. RPI	
DIV. I ONLY		23-17-0	.575	90	8-6-0	235	233	137	.50215	137	22	22
DIV. I NON-CONF.		8-11-0	.42105	204	1-0-0	209	270	204	.4757	203	15	15
<hr/>												
TOTALS	RPI 1-25	RPI 26-50		W-L RECORDS		RPI 51-100		RPI 101-150		RPI 150+		
23-17-0	0-0-0	2-6-0		OVERALL		0-1-0		0-1-0		21-9-0		
12-4-0	0-0-0	1-2-0		HOME		0-1-0		0-0-0		11-1-0		
11-11-0	0-0-0	1-4-0		AWAY		0-0-0		0-0-0		10-7-0		
0-2-0	0-0-0	0-0-0		NEUTRAL		0-0-0		0-1-0		0-1-0		
8-11-0	0-0-0	0-3-0		NON-CONFERENCE		0-1-0		0-1-0		8-6-0		
4-1-0	0-0-0	0-0-0		HOME		0-1-0		0-0-0		4-0-0		
4-8-0	0-0-0	0-0-		AWAY		0-0-0		0-0-0		4-5-0		
0-2-0	0-0-0	0-0-0		NEUTRAL		0-0-0		0-1-0		0-1-0		
15-6-0	0-0-0	2-3-0		CONFERENCE		0-0-0		0-0-0		13-3-0		
8-3-0	0-0-0	1-2-0		HOME		0-0-0		0-0-0		7-1-0		
7-3-0	0-0-0	1-1-0		AWAY		0-0-0		0-0-0		6-2-0		
0-0-0	0-0-0	0-0-0		NEUTRAL		0-0-0		0-0-0		0-0-0		
RPI	S	Opponent	Score	RPI	S	Opponent	Score	RPI	S	Opponent	Score	
				37	A	Dallas Baptist	2 19					
				37	A	Dallas Baptist	4 5					
				37	A	Dallas Baptist	7 8					
				42	A	Columbia	3 2					
				42	A	Columbia	2 5					
				42	H	Columbia	0 6					
				42	H	Columbia	0 4					
				42	H	Columbia	12 4					

Non-Div. I Games:	USciences	16	1
-------------------	-----------	----	---

Penn

Penn

222	A	Princeton	2	4
222	A	Princeton	6	1

Through Games Of 6-25-14 (FINAL)

RPI	S	Opponent	Score	
266	A	Navy	1	2
275	A	Harvard	7	3
275	A	Harvard	9	6
288	H	Saint Peter's	8	4

Penn

P  
e  
n  
n

P  
e  
n  
n

Average RPI Win: 183		WON-LOST RECORD		WINNING PCT. RANK		LAST 15 GAMES		STRENGTH OF SCHEDULE		OPP. STRENGTH OF SCHEDULE		TEAM RPI		ADJ RPI		CONF. RPI		ADJ CONF. RPI	
DIV. I ONLY		29-28-0		.50877 134		7-8-0		140		167		138		.50072 138		17		18	
DIV. I NON-CONF.		10-12-0		.45455 179		1-1-0		137		169		202		.47594 201		16		17	
TOTALS		RPI 1-25		RPI 26-50		W-L RECORDS		RPI 51-100		RPI 101-150		RPI 150+							
29-28-0		0-5-0		0-2-0		OVERALL		5-4-0		6-11-0		18-6-0							
17-10-0		0-2-0		0-1-0		HOME		5-4-0		2-2-0		10-1-0							
10-15-0		0-3-0		0-1-0		AWAY		0-0-0		2-7-0		8-4-0							
2-3-0		0-0-0		0-0-0		NEUTRAL		0-0-0		2-2-0		0-1-0							
10-12-0		0-5-0		0-0-0		NON-CONFERENCE		4-2-0		1-1-0		5-4-0							
9-5-0		0-2-0		0-0-0		HOME		4-2-0		1-0-0		4-1-0							
1-6-0		0-3-0		0-0-		AWAY		0-0-0		0-1-0		1-2-0							
0-1-0		0-0-0		0-0-0		NEUTRAL		0-0-0		0-0-0		0-1-0							
19-16-0		0-0-0		0-2-0		CONFERENCE		1-2-0		5-10-0		13-2-0							
8-5-0		0-0-0		0-1-0		HOME		1-2-0		1-2-0		6-0-0							
9-9-0		0-0-0		0-1-0		AWAY		0-0-0		2-6-0		7-2-0							
2-2-0		0-0-0		0-0-0		NEUTRAL		0-0-0		2-2-0		0-0-0							
RPI	S	Opponent		Score		RPI	S	Opponent		Score		RPI	S	Opponent		Score			
5	A	Houston		2	5	34	A	Sam Houston St.		1	3	64	H	Southern Miss.		7	1		
5	H	Houston		2	8	34	H	Sam Houston St.		6	18	67	H	Southeastern La.		3	13		
6	A	La.-Lafayette		0	8							67	H	Southeastern La.		5	3		
6	H	La.-Lafayette		8	14							67	H	Southeastern La.		2	10		
11	A	LSU		3	10							95	H	Oral Roberts		5	1		
												95	H	Oral Roberts		12	6		
												95	H	Oral Roberts		0	2		
												97	H	Texas-Arlington		8	9		
												97	H	Texas-Arlington		6	5		
																</			

Non-Div. I Games: Louisiana Col. 11 2

McNeese St.

133 A Nicholls St.	1	3
133 A Nicholls St.	0	6

RPI	S	Opponent	Score	
210	H	Valparaiso	15	8
210	H	Valparaiso	8	0
243	A	Louisiana Tech	20	3
243	A	Louisiana Tech	4	6
269	H	Incarnate Word	9	8
269	H	Incarnate Word	6	2
269	H	Incarnate Word	6	5
278	A	New Orleans	5	3
278	A	New Orleans	8	6
278	A	New Orleans	10	8
292	H	Chicago St.	9	3
292	N	Chicago St.	3	6
301	A	Southern U.	3	4
301	H	Southern U.	16	12

McNeese St.

M  
c  
N  
e  
e  
s  
e  
s  
t  
.

M  
c  
N  
e  
e  
s  
e  
s  
t  
.

Average RPI Win:		130	WON-LOST		WINNING		LAST 15		STRENGTH OF		OPP. STRENGTH		TEAM		ADJ		CONF.		ADJ CONF.				
Average RPI Loss:		52	RECORD		PCT. RANK		GAMES		SCHEDULE		OF SCHEDULE		RPI		RPI		RPI		RPI				
DIV. I ONLY			20-33-0		.37736		240		3-12-0		30		19		139		.50058		139				
DIV. I NON-CONF.			14-9-0		.6087		70		3-0-0		175		235		114		.51228		114				
TOTALS		RPI 1-25		RPI 26-50		W-L RECORDS		RPI 51-100		RPI 101-150		RPI 150+											
20-33-0		2-13-0		0-7-0		OVERALL		11-8-0		1-2-0		6-3-0											
10-14-0		0-3-0		0-6-0		HOME		5-5-0		1-0-0		4-0-0											
4-14-0		2-10-0		0-0-0		AWAY		2-2-0		0-2-0		0-0-0											
6-5-0		0-0-0		0-1-0		NEUTRAL		4-1-0		0-0-0		2-3-0											
14-9-0		0-0-0		0-1-0		NON-CONFERENCE		7-3-0		1-2-0		6-3-0											
8-1-0		0-0-0		0-0-0		HOME		3-1-0		1-0-0		4-0-0											
0-3-0		0-0-0		0-0-		AWAY		0-1-0		0-2-0		0-0-0											
6-5-0		0-0-0		0-1-0		NEUTRAL		4-1-0		0-0-0		2-3-0											
6-24-0		2-13-0		0-6-0		CONFERENCE		4-5-0		0-0-0		0-0-0											
2-13-0		0-3-0		0-6-0		HOME		2-4-0		0-0-0		0-0-0											
4-11-0		2-10-0		0-0-0		AWAY		2-1-0		0-0-0		0-0-0											
0-0-0		0-0-0		0-0-0		NEUTRAL		0-0-0		0-0-0		0-0-0											
RPI	S	Opponent		Score		RPI	S	Opponent		Score		RPI	S	Opponent		Score		RPI	S	Opponent		Score	
2	H	Vanderbilt		1	3	28	H	Mississippi St.		7	9	53	H	Tennessee		1	5	110	A	Missouri St.		0	9
2	H	Vanderbilt		1	5	28	H	Mississippi St.		2	6	53	H	Tennessee		1	4	110	H	Missouri St.		9	4
2	H	Vanderbilt		3	8	28	H	Mississippi St.		2	3	53	H	Tennessee		5	2	138	A	McNeese St.		2	3
4	A	Ole Miss		3	4	29	H	Arkansas		5	7	56	N	Illinois		5	2	163	N	Cincinnati		5	11
4	A	Ole Miss		1	7	29	H	Arkansas		0	4	58	H	Georgia		4	2	202	N	Southern Ill.		2	4
4	A	Ole Miss		3	8	29	H	Arkansas		4	9	58	H	Georgia		2	7	254	N	Ill.-Chicago		4	0
8	A	Florida		1	7	39	N	Liberty		1	2	58	H	Georgia		1	2	279	N	IPFW		8	11
8	A	Florida		0	5							63	N	Campbell		3	6	281	H	Milwaukee		7	5
8	A	Florida		5	6							64	H	Southern Miss.		4	1	281	H	Milwaukee		4	3
15	A	South Carolina		2	8							64	H	Southern Miss.		6	4	291	H	Alcorn		5	0
15	A	South Carolina		1	3							64	H	Southern Miss.		1	2	291	H	Alcorn		11	5
15	A	South Carolina		1	2							64	N	Southern Miss.		4	2	292	N	Chicago St.		6	3
20	A	Kentucky		8	3							72	H	Southeast Mo. St.		6	5						
20	A	Kentucky		0	12							73	A	Auburn		4	2						
20	A	Kentucky		8	7							73	A	Auburn		4	3						
												73	A	Auburn		3	7						
												79	N	Wichita St.		5	4						
												81	A	Wake Forest		0	1						
												98	N	Radford		15	3						
LAST 15 GAMES																							
						29	H	Arkansas		5	7	2	H	Vanderbilt		1	5						
						29	H	Arkansas		0	4	2	H	Vanderbilt		3	8						
						29	H	Arkansas		4	9	72	H	Southeast Mo. St.		6	5						
						15	A	South Carolina		1	2												
						15	A	South Carolina		1	3												

Non-Div. I Games:

Missouri

15 A South Carolina	2	8
2 H Vanderbilt	1	3

M  
i  
s  
s  
o  
u  
r  
i

M  
i  
s  
s  
o  
u  
r  
i

Average RPI Win: 177		WON-LOST	WINNING	LAST 15	STRENGTH OF		OPP. STRENGTH	TEAM	ADJ	CONF.	ADJ CONF.		
Average RPI Loss: 132		RECORD	PCT. RANK	GAMES	SCHEDULE		OF SCHEDULE	RPI	RPI	RPI	RPI		
DIV. I ONLY		25-27-0	.48077	154	8-7-0		162	199	140	.5004	140	20	20
DIV. I NON-CONF.		7-13-0	.35	231	0-1-0		113	112	163	.4936	163	18	18
TOTALS		RPI 1-25	RPI 26-50		W-L RECORDS		RPI 51-100		RPI 101-150		RPI 150+		
25-27-0		0-0-0	0-3-0		OVERALL		2-7-0		6-7-0		17-10-0		
8-6-0		0-0-0	0-0-0		HOME		0-1-0		3-3-0		5-2-0		
14-16-0		0-0-0	0-3-0		AWAY		1-5-0		2-2-0		11-6-0		
3-5-0		0-0-0	0-0-0		NEUTRAL		1-1-0		1-2-0		1-2-0		
7-13-0		0-0-0	0-3-0		NON-CONFERENCE		2-4-0		2-1-0		3-5-0		
0-1-0		0-0-0	0-0-0		HOME		0-1-0		0-0-0		0-0-0		
4-9-0		0-0-0	0-0-		AWAY		1-2-0		1-0-0		2-4-0		
3-3-0		0-0-0	0-0-0		NEUTRAL		1-1-0		1-1-0		1-1-0		
18-14-0		0-0-0	0-0-0		CONFERENCE		0-3-0		4-6-0		14-5-0		
8-5-0		0-0-0	0-0-0		HOME		0-0-0		3-3-0		5-2-0		
10-7-0		0-0-0	0-0-0		AWAY		0-3-0		1-2-0		9-2-0		
0-2-0		0-0-0	0-0-0		NEUTRAL		0-0-0		0-1-0		0-1-0		
RPI S	Opponent	Score	RPI S	Opponent	Score	RPI S	Opponent	Score	RPI S	Opponent	Score		
			36 A	Georgia Tech	2 3	60 A	Ball St.	3 4	106 N	Bucknell	7 0		
			36 A	Georgia Tech	5 8	60 A	Ball St.	2 3	106 N	Bucknell	3 7		
			36 A	Georgia Tech	3 8	60 A	Ball St.	5 9	108 A	Michigan	7 4		
						62 A	High Point	2 11	111 A	Miami (OH)	5 0		
						62 A	High Point	2 4	111 A	Miami (OH)	1 3		
						62 A	High Point	7 4	111 A	Miami (OH)	4 5		
						80 N	Evansville	4 2	127 H	Kent St.	5 7		
						87 N	Illinois St.	3 11	127 H	Kent St.	8 6		
						91 H	Xavier	0 7	127 H	Kent St.	12 5		
									127 N	Kent St.	2 6		
									128 H	Central Mich.	2 16		
									128 H	Central Mich.	17 8		
									128 H	Central Mich.	6 7		
									171 A	Buffalo	8 5		
									171 A	Buffalo	7 1		
									171 A	Buffalo	1 8		
									172 A	Akron	11 5		
									172 A	Akron	9 7		
									172 A	Akron	8 1		
									190 A	Western Mich.	3 1		
									190 A	Western Mich.	12 9		
									190 A	Western Mich.	2 6		
									190 N	Western Mich.	4 7		
									196 A	Belmont	1 3		
									196 A	Belmont	1 2		
									196 A	Belmont	8 3		
									200 A	Toledo	5 3		
LAST 15 GAMES													
			190 N	Western Mich.	4 7	294 H	Ohio	6 7	190 N	Western Mich.	4 7		
			127 N	Kent St.	2 6	294 H	Ohio	11 4	196 A	Belmont	1 3		
			171 A	Buffalo	7 1	111 A	Miami (OH)	5 0	196 A	Belmont	1 2		
			171 A	Buffalo	8 5				196 A	Belmont	8 3		
			171 A	Buffalo	1 8				200 A	Toledo	5 3		

Non-Div. I Games:

Bowling Green



Bowling Green

91	H	Xavier	0	7
294	H	Ohio	7	6

Through Games Of 6-25-14 (FINAL)

RPI	S	Opponent	Score	
200	H	Toledo	8	4
220	H	Northern Ill.	7	3
220	H	Northern Ill.	0	9
220	H	Northern Ill.	4	1
224	A	Murray St.	3	6
224	A	Murray St.	5	3
224	A	Murray St.	4	5
235	N	Yale	5	4
237	N	Maine	5	14
265	A	Eastern Mich.	11	8
294	H	Ohio	6	7
294	H	Ohio	11	4
294	H	Ohio	7	6

Bowling Green

B  
o  
w  
l  
i  
n  
g  
G  
r  
e  
e  
n

B  
o  
w  
l  
i  
n  
g  
G  
r  
e  
e  
n

## Grand Canyon

## Through Games Of 6-25-14 (FINAL)

Average RPI Win:		210	WON-LOST RECORD		WINNING PCT. RANK		LAST 15 GAMES		STRENGTH OF SCHEDULE		OPP. STRENGTH OF SCHEDULE		TEAM RPI		ADJ RPI		CONF. RPI		ADJ CONF. RPI				
DIV. I ONLY			30-23-0		.56604 101		9-6-0		242		221		141		.50034 141		27		27				
DIV. I NON-CONF.			11-15-0		.42308 201		0-3-0		121		102		148		.49961 147		29		29				
TOTALS		RPI 1-25		RPI 26-50		W-L RECORDS		RPI 51-100		RPI 101-150		RPI 150+											
30-23-0		1-3-0		1-1-0		OVERALL		0-2-0		3-5-0		25-12-0											
15-5-0		0-0-0		0-0-0		HOME		0-0-0		2-1-0		13-4-0											
15-16-0		1-3-0		1-1-0		AWAY		0-2-0		1-2-0		12-8-0											
0-2-0		0-0-0		0-0-0		NEUTRAL		0-0-0		0-2-0		0-0-0											
11-15-0		1-3-0		1-1-0		NON-CONFERENCE		0-2-0		1-4-0		8-5-0											
6-2-0		0-0-0		0-0-0		HOME		0-0-0		0-0-0		6-2-0											
5-11-0		1-3-0		1-0-		AWAY		0-2-0		1-2-0		2-3-0											
0-2-0		0-0-0		0-0-0		NEUTRAL		0-0-0		0-2-0		0-0-0											
19-8-0		0-0-0		0-0-0		CONFERENCE		0-0-0		2-1-0		17-7-0											
9-3-0		0-0-0		0-0-0		HOME		0-0-0		2-1-0		7-2-0											
10-5-0		0-0-0		0-0-0		AWAY		0-0-0		0-0-0		10-5-0											
0-0-0		0-0-0		0-0-0		NEUTRAL		0-0-0		0-0-0		0-0-0											
RPI	S	Opponent		Score		RPI	S	Opponent		Score		RPI	S	Opponent		Score		RPI	S	Opponent		Score	
23	A	UC Irvine		0	2	44	A	Kansas		1	7	61	A	Southern California		3	6	104	N	Kansas St.		1	11
23	A	UC Irvine		0	4	44	A	Kansas		5	3	83	A	UC Riverside		6	8	104	N	Kansas St.		4	9
23	A	UC Irvine		9	1													112	A	Fresno St.		1	10
25	A	Washington		7	8													130	H	Sacramento St.		8	6
																		130	H	Sacramento St.		4	5
																		130	H	Sacramento St.		3	2
																		131	A	Nevada		2	3
																		131	A	Nevada		4	0
																		156	A	La.-Monroe		7	1
																		156	A	La.-Monroe		3	6
																		156	A	La.-Monroe		4	5
																		164	H	Utah Valley		9	5
																		164	H	Utah Valley		5	2
																		164	H	Utah Valley		7	9
																		177	H	Omaha		5	2
																		177	H	Omaha		9	2
																		177	H	Omaha		0	6
																		177	H	Omaha		14	0
																		198	A	Arizona		3	1
																		214	A	Tex.-Pan American		3	2
																		214	A	Tex.-Pan American		6	7
																		214	A	Tex.-Pan American		1	2
																		219	A	Seattle		10	6
																		219	A	Seattle		12	2
																		219	A	Seattle		1	2
																		228	H	Hofstra		5	7
																		228	H	Hofstra		10	3
LAST 15 GAMES																							
																		83	A	UC Riverside		6	8
																		61	A	Southern California		3	6
																		164	H	Utah Valley		9	5
																		164	H	Utah Valley		7	9
																		164	H	Utah Valley		5	2
																		272	A	North Dakota		3	1
																		25	A	Washington		7	8
																		219	A	Seattle		10	6

Non-Div. I Games:

Grand Canyon

272	A	North Dakota	7	3
272	A	North Dakota	4	0

RPI	S	Opponent	Score	
228	H	Hofstra	9	2
228	H	Hofstra	8	1
244	A	Bakersfield	5	4
244	A	Bakersfield	9	2
244	A	Bakersfield	2	4
262	H	New Mexico St.	6	3
262	H	New Mexico St.	9	4
262	H	New Mexico St.	1	2
272	A	North Dakota	4	0
272	A	North Dakota	3	1
272	A	North Dakota	7	3
287	A	Abilene Christian	2	3
292	H	Chicago St.	15	5
292	H	Chicago St.	12	6
292	H	Chicago St.	2	1
297	A	Northern Colo.	12	5
297	A	Northern Colo.	6	8
297	A	Northern Colo.	14	3

Grand Canyon

G  
r  
a  
n  
d  
C  
a  
n  
y  
o  
n

G  
r  
a  
n  
d  
C  
a  
n  
y  
o  
n

Average RPI Win: 144		WON-LOST	WINNING	LAST 15	STRENGTH OF		OPP. STRENGTH	TEAM	ADJ	CONF.	ADJ CONF.
Average RPI Loss: 88		RECORD	PCT. RANK	GAMES	SCHEDULE		OF SCHEDULE	RPI	RPI	RPI	RPI
DIV. I ONLY		27-31-0	.46552	165	94		59	142	.49975	142	6
DIV. I NON-CONF.		16-15-0	.51613	145	155		58	159	.4943	159	6
TOTALS		RPI 1-25	RPI 26-50		W-L RECORDS		RPI 51-100		RPI 101-150		RPI 150+
27-31-0		2-8-0	5-6-0		OVERALL		2-7-0		4-3-0		14-7-0
15-17-0		0-5-0	3-4-0		HOME		0-3-0		4-2-0		8-3-0
9-12-0		1-3-0	1-2-0		AWAY		2-3-0		0-0-0		5-4-0
3-2-0		1-0-0	1-0-0		NEUTRAL		0-1-0		0-1-0		1-0-0
16-15-0		0-3-0	4-4-0		NON-CONFERENCE		2-3-0		0-0-0		10-5-0
10-10-0		0-2-0	2-2-0		HOME		0-3-0		0-0-0		8-3-0
4-5-0		0-1-0	1-0-		AWAY		2-0-0		0-0-0		1-2-0
2-0-0		0-0-0	1-0-0		NEUTRAL		0-0-0		0-0-0		1-0-0
11-16-0		2-5-0	1-2-0		CONFERENCE		0-4-0		4-3-0		4-2-0
5-7-0		0-3-0	1-2-0		HOME		0-0-0		4-2-0		0-0-0
5-7-0		1-2-0	0-0-0		AWAY		0-3-0		0-0-0		4-2-0
1-2-0		1-0-0	0-0-0		NEUTRAL		0-1-0		0-1-0		0-0-0
RPI S	Opponent	Score	RPI S	Opponent	Score	RPI S	Opponent	Score	RPI S	Opponent	Score
5 A	Houston	3 5	36 A	Georgia Tech	0 3	77 A	FGCU	5 1	115 H	Memphis	3 1
5 A	Houston	4 3	36 A	Georgia Tech	8 0	77 H	FGCU	3 5	115 H	Memphis	5 3
5 A	Houston	2 3	36 A	Georgia Tech	5 12	88 A	FIU	6 4	115 H	Memphis	5 7
8 A	Florida	2 8	39 N	Liberty	2 1	88 H	FIU	2 8	115 N	Memphis	1 2
10 H	Florida St.	1 4	42 H	Columbia	13 5	88 H	FIU	0 9	132 H	UConn	2 1
10 H	Florida St.	1 5	42 H	Columbia	4 6	89 A	Rutgers	1 3	132 H	UConn	2 4
18 H	Louisville	2 3	42 H	Columbia	7 2	89 A	Rutgers	4 5	132 H	UConn	6 2
18 H	Louisville	1 3	42 H	Columbia	0 1	89 A	Rutgers	2 12	163 A	Cincinnati	2 3
18 H	Louisville	5 9	50 H	UCF	3 6	89 N	Rutgers	0 10	163 A	Cincinnati	7 6
18 N	Louisville	2 1	50 H	UCF	4 2				163 A	Cincinnati	2 1
			50 H	UCF	0 2				176 A	Stetson	3 6
									176 A	Stetson	1 2
									176 H	Stetson	10 3
									179 N	Richmond	11 4
									183 A	North Florida	12 1
									183 H	North Florida	5 6
									221 A	Temple	6 3
									221 A	Temple	5 6
									221 A	Temple	13 6
									227 H	Northwestern	7 0
									227 H	Northwestern	4 6
									227 H	Northwestern	4 2
									233 H	Penn St.	19 1
									233 H	Penn St.	6 5
									233 H	Penn St.	11 7
									273 H	Rhode Island	13 16
									273 H	Rhode Island	4 3
			LAST 15 GAMES								
			115 N	Memphis	1 2	89 A	Rutgers	2 12			
			18 N	Louisville	2 1	89 A	Rutgers	4 5			
			89 N	Rutgers	0 10	89 A	Rutgers	1 3			
			36 A	Georgia Tech	5 12						
			36 A	Georgia Tech	0 3						

Non-Div. I Games:

South Fla.

South Fla.

36	A	Georgia Tech	8	0
8	A	Florida	2	8

Through Games Of 6-25-14 (FINAL)

RPI	S	Opponent	Score	
273	H	Rhode Island	5	1

South Fla.

S  
o  
u  
t  
h  
F  
l  
a  
.

S  
o  
u  
t  
h  
F  
l  
a  
.

Average RPI Win: 170		WON-LOST RECORD		WINNING PCT. RANK		LAST 15 GAMES		STRENGTH OF SCHEDULE		OPP. STRENGTH OF SCHEDULE		TEAM RPI		ADJ RPI		CONF. RPI		ADJ CONF. RPI	
DIV. I ONLY		26-29-0		.47273 160		9-6-0		133		107		143		.49955 143		14		14	
DIV. I NON-CONF.		8-15-0		.34783 232		3-1-0		67		36		184		.48653 184		12		12	
TOTALS		RPI 1-25		RPI 26-50		W-L RECORDS		RPI 51-100		RPI 101-150		RPI 150+							
26-29-0		2-7-0		1-4-0		OVERALL		1-4-0		5-7-0		17-7-0							
11-8-0		2-1-0		0-2-0		HOME		0-0-0		2-3-0		7-2-0							
11-11-0		0-4-0		0-0-0		AWAY		0-4-0		3-1-0		8-2-0							
4-10-0		0-2-0		1-2-0		NEUTRAL		1-0-0		0-3-0		2-3-0							
8-15-0		0-6-0		1-4-0		NON-CONFERENCE		1-1-0		2-1-0		4-3-0							
3-4-0		0-0-0		0-2-0		HOME		0-0-0		1-1-0		2-1-0							
2-5-0		0-4-0		0-0-		AWAY		0-1-0		1-0-0		1-0-0							
3-6-0		0-2-0		1-2-0		NEUTRAL		1-0-0		0-0-0		1-2-0							
18-14-0		2-1-0		0-0-0		CONFERENCE		0-3-0		3-6-0		13-4-0							
8-4-0		2-1-0		0-0-0		HOME		0-0-0		1-2-0		5-1-0							
9-6-0		0-0-0		0-0-0		AWAY		0-3-0		2-1-0		7-2-0							
1-4-0		0-0-0		0-0-0		NEUTRAL		0-0-0		0-3-0		1-1-0							
RPI	S	Opponent		Score		RPI	S	Opponent		Score		RPI	S	Opponent		Score			
13	N	Oregon St.		3	4	26	H	Oregon		5	14	65	A	San Diego		5	6		
19	N	Oklahoma St.		0	2	26	H	Oregon		2	3	65	A	San Diego		1	4		
22	H	Pepperdine		6	5	33	N	Nebraska		4	7	65	A	San Diego		1	5		
22	H	Pepperdine		6	8	33	N	Nebraska		5	3	82	N	Oklahoma		6	4		
22	H	Pepperdine		13	10	46	N	Arizona St.		5	10	83	A	UC Riverside		6	11		
23	A	UC Irvine		2	11							119	H	Loyola Marymount		10	5		
23	A	UC Irvine		0	1							119	H	Loyola Marymount		5	7		
23	A	UC Irvine		1	3							119	H	Loyola Marymount		0	2		
25	A	Washington		1	7							119	N	Loyola Marymount		1	5		
												119	N	Loyola Marymount		4	7		
												134	A	Washington St.		7	2		
												134	H	Washington St.		5	4		
												134	H	Washington St.		1	5		
												147	A	Pacific		5	4		
												147	A	Pacific		2	6		
												147	A	Pacific		10	7		
												147	N	Pacific		5	9		
												155	A	San Francisco		4	3		
												155	A	San Francisco		6	5		
												155	A	San Francisco		5	2		
												174	H	Santa Clara		2	1		
												174	H	Santa Clara		5	6		
												174	H	Santa Clara		2	1		
												174	N	Santa Clara		8	6		
												174	N	Santa Clara		2	3		
												180	N	Notre Dame		2	3		
												186	H	UC Davis		2	1		
												186	H	UC Davis		2	7		
												186	H	UC Davis		5	2		
												189	A	BYU		4	11		
												189	A	BYU		6	4		
												189	A	BYU		4	3		

Non-Div. I Games:

Gonzaga

22	H	Pepperdine	6	5
134	H	Washington St.	5	4

RPI	S	Opponent	Score	
244	A	Bakersfield	4	3
260	A	St. Mary's (CA)	5	10
260	A	St. Mary's (CA)	4	1
260	A	St. Mary's (CA)	6	3
269	N	Incarnate Word	8	11
269	N	Incarnate Word	6	1
270	H	Portland	8	2
270	H	Portland	8	4
270	H	Portland	3	0

Gonzaga

G  
o  
n  
z  
a  
g  
a

G  
o  
n  
z  
a  
g  
a

Average RPI Win: 152		WON-LOST	WINNING	LAST 15	STRENGTH OF		OPP. STRENGTH	TEAM	ADJ	CONF.	ADJ CONF.
Average RPI Loss: 123		RECORD	PCT. RANK	GAMES	SCHEDULE		OF SCHEDULE	RPI	RPI	RPI	RPI
DIV. I ONLY		27-26-0	.50943	133	3-12-0		116	132	144	.4993	144
DIV. I NON-CONF.		15-10-0	.6	72	1-2-0		139	105	99	.51759	99
TOTALS		RPI 1-25	RPI 26-50		W-L RECORDS		RPI 51-100		RPI 101-150		RPI 150+
27-26-0	0-0-0	1-3-0		OVERALL		8-10-0		2-2-0		16-11-0	
19-11-0	0-0-0	0-2-0		HOME		7-6-0		1-2-0		11-1-0	
4-14-0	0-0-0	1-1-0		AWAY		1-4-0		0-0-0		2-9-0	
4-1-0	0-0-0	0-0-0		NEUTRAL		0-0-0		1-0-0		3-1-0	
15-10-0	0-0-0	1-3-0		NON-CONFERENCE		4-5-0		1-0-0		9-2-0	
10-5-0	0-0-0	0-2-0		HOME		4-3-0		0-0-0		6-0-0	
1-5-0	0-0-0	1-0-		AWAY		0-2-0		0-0-0		0-2-0	
4-0-0	0-0-0	0-0-0		NEUTRAL		0-0-0		1-0-0		3-0-0	
12-16-0	0-0-0	0-0-0		CONFERENCE		4-5-0		1-2-0		7-9-0	
9-6-0	0-0-0	0-0-0		HOME		3-3-0		1-2-0		5-1-0	
3-9-0	0-0-0	0-0-0		AWAY		1-2-0		0-0-0		2-7-0	
0-1-0	0-0-0	0-0-0		NEUTRAL		0-0-0		0-0-0		0-1-0	
RPI S	Opponent	Score	RPI S	Opponent	Score	RPI S	Opponent	Score	RPI S	Opponent	Score
39 A	Liberty	7 6	39 A	Liberty	2 4	54 H	Western Caro.	5 1	101 H	Davidson	8 5
45 A	North Carolina	4 5	45 A	North Carolina	6 12	54 H	Western Caro.	7 9	101 H	Davidson	2 9
45 H	North Carolina					54 H	Western Caro.	5 6	101 H	Davidson	5 7
						59 H	North Carolina St.	7 12	118 N	Minnesota	5 2
						62 A	High Point	1 2	163 N	Cincinnati	3 1
						62 H	High Point	2 6	163 N	Cincinnati	6 5
						62 H	High Point	12 5	169 H	Appalachian St.	6 2
						63 H	Campbell	2 1	169 H	Appalachian St.	4 2
						71 A	Samford	7 5	169 H	Appalachian St.	4 10
						71 A	Samford	8 9	178 A	Furman	7 9
						71 A	Samford	8 13	178 A	Furman	7 9
						81 H	Wake Forest	2 3	178 A	Furman	3 14
						86 H	Ga. Southern	4 7	188 A	Wofford	2 7
						86 H	Ga. Southern	1 0	188 A	Wofford	12 2
						86 H	Ga. Southern	4 2	188 A	Wofford	10 9
						94 H	Saint Joseph's	8 5	191 A	Coastal Caro.	4 13
						96 A	UNC Wilmington	7 10	192 H	Citadel	14 7
						96 H	UNC Wilmington	3 2	192 H	Citadel	6 3
									192 H	Citadel	4 3
									192 N	Citadel	7 10
									204 H	Wagner	11 1
									204 H	Wagner	14 2
									204 H	Wagner	7 3
						192 N	Citadel	7 10	208 A	UNC Greensboro	4 13
						39 A	Liberty	7 6	208 A	UNC Greensboro	3 12
						178 A	Furman	7 9	208 A	UNC Greensboro	1 5
						178 A	Furman	7 9	213 H	Gardner-Webb	5 0
						178 A	Furman	3 14			

Non-Div. I Games:

Elon



45	H	North Carolina	6	12
101	H	Davidson	5	7

RPI	S	Opponent	Score	
252	H	UMBC	8	7
252	N	UMBC	3	1
277	A	N.C. A&T	3	5
277	H	N.C. A&T	10	2

Elon

E  
l  
o  
n

E  
l  
o  
n

Virginia Tech						Through Games Of 6-25-14 (FINAL)																						
Average RPI Win:		139	WON-LOST RECORD			WINNING PCT. RANK			LAST 15 GAMES			STRENGTH OF SCHEDULE			OPP. STRENGTH OF SCHEDULE			TEAM RPI			ADJ RPI			CONF. RPI			ADJ CONF. RPI	
DIV. I ONLY			21-31-1		.40566		221		3-12-0		37		51		145		.4989		145		3		3					
DIV. I NON-CONF.			12-10-1		.54348		114		1-4-0		95		168		139		.50289		138		4		4					
TOTALS		RPI 1-25		RPI 26-50		W-L RECORDS		RPI 51-100		RPI 101-150		RPI 150+																
21-31-1		2-8-0		2-6-0		OVERALL		4-13-0		0-0-0		13-4-1																
15-15-0		2-4-0		0-0-0		HOME		4-9-0		0-0-0		9-2-0																
4-15-1		0-4-0		2-5-0		AWAY		0-4-0		0-0-0		2-2-1																
2-1-0		0-0-0		0-1-0		NEUTRAL		0-0-0		0-0-0		2-0-0																
12-10-1		0-1-0		1-1-0		NON-CONFERENCE		3-5-0		0-0-0		8-3-1																
9-6-0		0-0-0		0-0-0		HOME		3-4-0		0-0-0		6-2-0																
1-3-1		0-1-0		1-0-		AWAY		0-1-0		0-0-0		0-1-1																
2-1-0		0-0-0		0-1-0		NEUTRAL		0-0-0		0-0-0		2-0-0																
9-21-0		2-7-0		1-5-0		CONFERENCE		1-8-0		0-0-0		5-1-0																
6-9-0		2-4-0		0-0-0		HOME		1-5-0		0-0-0		3-0-0																
3-12-0		0-3-0		1-5-0		AWAY		0-3-0		0-0-0		2-1-0																
0-0-0		0-0-0		0-0-0		NEUTRAL		0-0-0		0-0-0		0-0-0																
RPI	S	Opponent		Score		RPI	S	Opponent		Score		RPI	S	Opponent		Score												
1	A	Virginia		1 2		36	A	Georgia Tech		7 6		55	A	Clemson		6 7												
1	A	Virginia		2 9		36	A	Georgia Tech		1 3		55	A	Clemson		2 12												
1	A	Virginia		4 7		36	A	Georgia Tech		6 7		55	A	Clemson		4 11												
11	A	LSU		0 9		38	N	West Virginia		3 4		59	H	North Carolina St.		4 9												
17	H	Miami (FL)		7 8		39	A	Liberty		4 3		59	H	North Carolina St.		8 5												
17	H	Miami (FL)		2 9		45	A	North Carolina		4 6		59	H	North Carolina St.		5 6												
17	H	Miami (FL)		3 4		45	A	North Carolina		2 3		63	H	Campbell		9 14												
21	H	Maryland		2 4		45	A	North Carolina		4 5		70	H	William & Mary		0 7												
21	H	Maryland		3 1								70	H	William & Mary		1 4												
21	H	Maryland		6 4								84	H	Duke		2 3												
												84	H	Duke		3 13												
												84	H	Duke		0 2												
												85	A	VCU		6 11												
												85	H	VCU		14 21												
												89	H	Rutgers		6 3												
												98	H	Radford		6 1												
												98	H	Radford		8 5												
																226 H Longwood												
																282 N Texas Southern												
LAST 15 GAMES																												
59 H North Carolina St. 8 5																												
59 H North Carolina St. 4 9																												
59 H North Carolina St. 5 6																												
70 H William & Mary 1 4																												
194 H Northeastern 12 5																												
36 A Georgia Tech 1 3																												
36 A Georgia Tech 6 7																												
45 A North Carolina 4 5																												

38 N	West Virginia	3	4
36 A	Georgia Tech	7	6

V  
i  
r  
g  
i  
n  
i  
a  
T  
e  
c  
h

V  
i  
r  
g  
i  
n  
i  
a  
T  
e  
c  
h

T  
u  
l  
a  
n  
e

Tulane				Through Games Of 6-25-14 (FINAL)																
Average RPI Win:		134	WON-LOST RECORD		WINNING PCT. RANK		LAST 15 GAMES		STRENGTH OF SCHEDULE		OPP. STRENGTH OF SCHEDULE		TEAM RPI		ADJ RPI		CONF. RPI		ADJ CONF. RPI	
DIV. I ONLY			23-29-0		.44231 191		8-7-0		45		104		146		.49874 146		8		8	
DIV. I NON-CONF.			13-11-0		.54167 115		4-2-0		36		151		78		.52509 77		10		10	
TOTALS		RPI 1-25		RPI 26-50		W-L RECORDS		RPI 51-100		RPI 101-150		RPI 150+								
23-29-0		1-6-0		0-1-0		OVERALL		11-11-0		5-4-0		6-7-0								
18-13-0		1-4-0		0-0-0		HOME		9-5-0		4-4-0		4-0-0								
5-15-0		0-2-0		0-0-0		AWAY		2-6-0		1-0-0		2-7-0								
0-1-0		0-0-0		0-1-0		NEUTRAL		0-0-0		0-0-0		0-0-0								
13-11-0		1-3-0		0-1-0		NON-CONFERENCE		4-3-0		4-2-0		4-2-0								
11-5-0		1-1-0		0-0-0		HOME		3-2-0		3-2-0		4-0-0								
2-5-0		0-2-0		0-0-		AWAY		1-1-0		1-0-0		0-2-0								
0-1-0		0-0-0		0-1-0		NEUTRAL		0-0-0		0-0-0		0-0-0								
10-18-0		0-3-0		0-0-0		CONFERENCE		7-8-0		1-2-0		2-5-0								
7-8-0		0-3-0		0-0-0		HOME		6-3-0		1-2-0		0-0-0								
3-10-0		0-0-0		0-0-0		AWAY		1-5-0		0-0-0		2-5-0								
0-0-0		0-0-0		0-0-0		NEUTRAL		0-0-0		0-0-0		0-0-0								
RPI	S	Opponent	Score		RPI	S	Opponent	Score		RPI	S	Opponent	Score		RPI	S	Opponent	Score		
6	A	La.-Lafayette	0	16	29	N	Arkansas	0	4	57	A	California	10	5	102	H	UTSA	4	1	
6	H	La.-Lafayette	4	7						64	H	Southern Miss.	3	0	102	H	UTSA	1	8	
11	A	LSU	0	6						64	H	Southern Miss.	5	3	102	H	UTSA	0	5	
11	H	LSU	3	2						64	H	Southern Miss.	2	4	120	H	Sacred Heart	2	3	
14	H	Rice	7	11						67	A	Southeastern La.	1	5	120	H	Sacred Heart	6	5	
14	H	Rice	1	2						67	H	Southeastern La.	3	2	120	H	Sacred Heart	4	6	
14	H	Rice	3	4						67	H	Southeastern La.	3	6	133	A	Nicholls St.	1	0	
										74	A	East Carolina	3	13	133	H	Nicholls St.	8	1	
										74	A	East Carolina	7	2	138	H	McNeese St.	3	2	
										74	A	East Carolina	2	5	155	A	San Francisco	0	9	
										78	A	UAB	0	1	168	A	Charlotte	1	2	
										78	A	UAB	0	2	168	A	Charlotte	0	2	
										78	A	UAB	2	7	229	A	Marshall	1	2	
										79	H	Wichita St.	3	10	229	A	Marshall	2	3	
										79	H	Wichita St.	5	1	243	A	Louisiana Tech	16	3	
										79	H	Wichita St.	5	4	243	A	Louisiana Tech	12	8	
										88	H	FIU	1	9	243	A	Louisiana Tech	2	5	
										88	H	FIU	3	2	278	A	New Orleans	3	7	
										88	H	FIU	2	1	280	H	Ark.-Pine Bluff	7	0	
										90	H	Middle Tenn.	4	5	280	H	Ark.-Pine Bluff	3	2	
															280	H	Ark.-Pine Bluff	3	1	
															280	H	Ark.-Pine Bluff	11	4	
					LAST 15 GAMES															
					88 H FIU					2 1										
					88 H FIU					3 2										
					88 H FIU					1 9										
					78 A UAB					0 2										
					78 A UAB					2 7										

T  
u  
l  
a  
n  
e

Non-Div. I Games:

Tulane



P  
a  
c  
i  
f  
i  
c

Pacific				Through Games Of 6-25-14 (FINAL)										
Average RPI Win:		159	WON-LOST	WINNING	LAST 15	STRENGTH OF		OPP. STRENGTH	TEAM	ADJ	CONF.	ADJ CONF.		
Average RPI Loss:		118	RECORD	PCT. RANK	GAMES	SCHEDULE		OF SCHEDULE	RPI	RPI	RPI	RPI		
DIV. I ONLY			26-27-0	.49057 149	8-7-0	104		159	147	.4979 147	14	14		
DIV. I NON-CONF.			10-14-0	.41667 205	0-3-0	24		190	146	.50019 145	12	12		
<hr/>														
TOTALS		RPI 1-25	RPI 26-50		W-L RECORDS		RPI 51-100		RPI 101-150		RPI 150+			
26-27-0		2-4-0	0-4-0		OVERALL		2-1-0		6-7-0		16-11-0			
16-12-0		0-0-0	0-1-0		HOME		2-1-0		4-5-0		10-5-0			
9-10-0		2-1-0	0-2-0		AWAY		0-0-0		1-2-0		6-5-0			
1-5-0		0-3-0	0-1-0		NEUTRAL		0-0-0		1-0-0		0-1-0			
<hr/>														
10-14-0		0-3-0	0-4-0		NON-CONFERENCE		0-0-0		3-3-0		7-4-0			
8-5-0		0-0-0	0-1-0		HOME		0-0-0		2-1-0		6-3-0			
2-4-0		0-0-0	0-0-		AWAY		0-0-0		1-2-0		1-0-0			
0-5-0		0-3-0	0-1-0		NEUTRAL		0-0-0		0-0-0		0-1-0			
<hr/>														
16-13-0		2-1-0	0-0-0		CONFERENCE		2-1-0		3-4-0		9-7-0			
8-7-0		0-0-0	0-0-0		HOME		2-1-0		2-4-0		4-2-0			
7-6-0		2-1-0	0-0-0		AWAY		0-0-0		0-0-0		5-5-0			
1-0-0		0-0-0	0-0-0		NEUTRAL		0-0-0		1-0-0		0-0-0			
<hr/>														
RPI	S	Opponent	Score		RPI	S	Opponent	Score		RPI	S	Opponent	Score	
13	N	Oregon St.	6	14	26	A	Oregon	8	14	65	H	San Diego	5	1
13	N	Oregon St.	0	7	27	A	Stanford	2	5	65	H	San Diego	4	6
22	A	Pepperdine	7	5	27	H	Stanford	2	3	65	H	San Diego	4	3
22	A	Pepperdine	3	5	33	N	Nebraska	3	5					
22	A	Pepperdine	6	4										
25	N	Washington	1	4										

P  
a  
c  
i  
f  
i  
c

Non-Div. I Games:

Pacific

270 A Portland	5	6
270 A Portland	6	2

RPI	S	Opponent	Score
174	H	Santa Clara	2 6
186	N	UC Davis	3 4
189	A	BYU	3 9
189	A	BYU	1 10
189	A	BYU	11 7
195	A	San Jose St.	5 1
195	H	San Jose St.	2 1
260	H	St. Mary's (CA)	1 0
260	H	St. Mary's (CA)	5 4
260	H	St. Mary's (CA)	4 3
270	A	Portland	6 2
270	A	Portland	6 1
270	A	Portland	5 6

Average RPI Win: 218		WON-LOST RECORD	WINNING PCT. RANK	LAST 15 GAMES	STRENGTH OF SCHEDULE	OPP. STRENGTH OF SCHEDULE	TEAM RPI	ADJ RPI	CONF. RPI	ADJ CONF. RPI	
Average RPI Loss: 165											
DIV. I ONLY		33-18-0	.64706 43	9-6-0	273	207	148	.49746 148	24	24	
DIV. I NON-CONF.		17-11-0	.60714 71	1-3-0	285	165	193	.48279 193	28	28	
<hr/>											
TOTALS		RPI 1-25	RPI 26-50		W-L RECORDS		RPI 51-100		RPI 101-150		RPI 150+
33-18-0		0-0-0	0-1-0		OVERALL		1-3-0		4-3-0		28-11-0
12-9-0		0-0-0	0-1-0		HOME		0-0-0		2-2-0		10-6-0
9-5-0		0-0-0	0-0-0		AWAY		1-3-0		1-0-0		7-2-0
12-4-0		0-0-0	0-0-0		NEUTRAL		0-0-0		1-1-0		11-3-0
17-11-0		0-0-0	0-1-0		NON-CONFERENCE		1-3-0		2-1-0		14-6-0
4-5-0		0-0-0	0-1-0		HOME		0-0-0		0-0-0		4-4-0
2-4-0		0-0-0	0-0-		AWAY		1-3-0		1-0-0		0-1-0
11-2-0		0-0-0	0-0-0		NEUTRAL		0-0-0		1-1-0		10-1-0
16-7-0		0-0-0	0-0-0		CONFERENCE		0-0-0		2-2-0		14-5-0
8-4-0		0-0-0	0-0-0		HOME		0-0-0		2-2-0		6-2-0
7-1-0		0-0-0	0-0-0		AWAY		0-0-0		0-0-0		7-1-0
1-2-0		0-0-0	0-0-0		NEUTRAL		0-0-0		0-0-0		1-2-0
RPI S	Opponent	Score	RPI S	Opponent	Score	RPI S	Opponent	Score	RPI S	Opponent	Score
			42 H	Columbia	0 4	63 A	Campbell	5 6	106 H	Bucknell	0 9
						70 A	William & Mary	6 7	106 H	Bucknell	10 4
						70 A	William & Mary	3 21	106 H	Bucknell	1 3
						70 A	William & Mary	4 2	106 H	Bucknell	6 5
									125 A	Hartford	4 2
									135 N	Central Conn. St.	9 1
									136 N	Towson	1 3
									163 H	Cincinnati	3 15
									163 H	Cincinnati	3 4
									163 H	Cincinnati	2 3
									204 H	Wagner	1 2
									204 H	Wagner	8 1
									204 H	Wagner	4 0
									215 A	Holy Cross	3 0
									215 A	Holy Cross	5 1
									215 A	Holy Cross	5 1
									215 A	Holy Cross	1 0
									225 H	Massachusetts	9 4
									225 N	Massachusetts	4 3
									225 N	Massachusetts	7 4
									225 N	Massachusetts	4 3
									225 N	Massachusetts	14 0
									225 N	Massachusetts	7 3
			230 N	Lehigh	1 3	266 A	Navy	1 0	230 H	Lehigh	9 7
			230 N	Lehigh	0 6	266 A	Navy	5 4	230 H	Lehigh	2 0
			230 N	Lehigh	3 2	266 A	Navy	0 4	230 H	Lehigh	0 3
			163 H	Cincinnati	3 15				230 H	Lehigh	4 5
			163 H	Cincinnati	2 3						

Non-Div. I Games:

Army



163	H	Cincinnati	3	4
230	H	Lehigh	9	7

RPI	S	Opponent	Score	
230	N	Lehigh	0	6
230	N	Lehigh	1	3
230	N	Lehigh	3	2
231	A	Fordham	4	5
240	H	Lafayette	2	1
240	H	Lafayette	4	2
240	H	Lafayette	5	3
240	H	Lafayette	9	1
248	N	North Dakota St.	19	9
256	H	Fairleigh Dickinson	7	3
266	A	Navy	0	4
266	A	Navy	5	4
266	A	Navy	1	0
266	A	Navy	2	1
267	N	Marist	4	2
274	N	Albany (NY)	16	1
275	N	Harvard	6	4
275	N	Harvard	1	5
275	N	Harvard	3	2

Army

A  
r  
m  
y

A  
r  
m  
y

Average RPI Win:	194	WON-LOST RECORD	WINNING PCT. RANK	LAST 15 GAMES	STRENGTH OF SCHEDULE	OPP. STRENGTH OF SCHEDULE	TEAM RPI	ADJ RPI	CONF. RPI	ADJ CONF. RPI							
Average RPI Loss:	106																
DIV. I ONLY		21-33-1	.39091	234	9-5-1	72	186	149	.49598	149	21	21					
DIV. I NON-CONF.		5-17-0	.22727	279	0-1-0	1	81	158	.49481	158	22	22					
<hr/>																	
TOTALS	RPI 1-25	RPI 26-50		W-L RECORDS		RPI 51-100		RPI 101-150		RPI 150+							
21-33-1	1-5-0	0-6-0		OVERALL		3-10-0		1-2-0		16-10-1							
8-8-1	0-0-0	0-1-0		HOME		0-3-0		1-2-0		7-2-1							
11-22-0	1-5-0	0-5-0		AWAY		1-4-0		0-0-0		9-8-0							
2-3-0	0-0-0	0-0-0		NEUTRAL		2-3-0		0-0-0		0-0-0							
<hr/>																	
5-17-0	1-5-0	0-6-0		NON-CONFERENCE		1-3-0		0-0-0		3-3-0							
3-2-0	0-0-0	0-1-0		HOME		0-0-0		0-0-0		3-1-0							
1-14-0	1-5-0	0-0-		AWAY		0-2-0		0-0-0		0-2-0							
1-1-0	0-0-0	0-0-0		NEUTRAL		1-1-0		0-0-0		0-0-0							
<hr/>																	
16-16-1	0-0-0	0-0-0		CONFERENCE		2-7-0		1-2-0		13-7-1							
5-6-1	0-0-0	0-0-0		HOME		0-3-0		1-2-0		4-1-1							
10-8-0	0-0-0	0-0-0		AWAY		1-2-0		0-0-0		9-6-0							
1-2-0	0-0-0	0-0-0		NEUTRAL		1-2-0		0-0-0		0-0-0							
<hr/>																	
RPI	S	Opponent	Score	RPI	S	Opponent	Score	RPI	S	Opponent	Score	RPI	S	Opponent	Score		
2	A	Vanderbilt	2 11	28	A	Mississippi St.	3 4	56	A	Illinois	2 3	116	H	Tennessee Tech	3 8		
6	A	La.-Lafayette	0 13	28	A	Mississippi St.	0 9	72	A	Southeast Mo. St.	5 7	116	H	Tennessee Tech	6 4		
6	A	La.-Lafayette	8 9	29	A	Arkansas	3 8	72	A	Southeast Mo. St.	10 3	116	H	Tennessee Tech	0 4		
6	A	La.-Lafayette	5 1	29	A	Arkansas	2 6	72	A	Southeast Mo. St.	7 11	151	A	Saint Louis	2 11		
6	A	La.-Lafayette	0 1	29	A	Arkansas	3 8	72	N	Southeast Mo. St.	6 8	151	H	Saint Louis	9 7		
18	A	Louisville	0 6	32	H	Indiana St.	4 6	87	A	Illinois St.	4 9	184	H	Morehead St.	4 6		
								92	H	Jacksonville St.	15 23	184	H	Morehead St.	3 2		
								92	H	Jacksonville St.	2 8	184	H	Morehead St.	4 0		
								92	H	Jacksonville St.	6 8	196	H	Belmont	5 5		
								92	N	Jacksonville St.	2 13	196	H	Belmont	7 5		
								92	N	Jacksonville St.	2 1	196	H	Belmont	10 2		
								100	N	Michigan St.	13 18	202	A	Southern Ill.	2 3		
								100	N	Michigan St.	10 5	212	A	Eastern Ky.	11 17		
												212	A	Eastern Ky.	10 6		
												212	A	Eastern Ky.	15 3		
												224	A	Murray St.	3 4		
												224	A	Murray St.	14 3		
												224	A	Murray St.	10 9		
												236	A	Austin Peay	6 10		
												236	A	Austin Peay	10 14		
												236	A	Austin Peay	7 6		
												245	A	SIUE	5 4		
												245	A	SIUE	4 6		
												245	A	SIUE	7 8		
												279	H	IPFW	3 14		
												279	H	IPFW	10 5		
												279	H	IPFW	15 8		
<hr/>																	
LAST 15 GAMES																	
92 N Jacksonville St.				2	13	184 H Morehead St.				4	0	245 A SIUE					
72 N Southeast Mo. St.				6	8	184 H Morehead St.				3	2	245 A SIUE					
92 N Jacksonville St.				2	1	212 A Eastern Ky.				11	17	279 H IPFW					
290 A UT Martin				5	1									279 H IPFW			
290 A UT Martin				7	3									279 H IPFW			

Non-Div. I Games: Illinois Col. 8 2

Eastern Ill.

Eastern Ill.

290 A UT Martin	3	1
184 H Morehead St.	4	6

Through Games Of 6-25-14 (FINAL)

RPI	S	Opponent	Score	
290	A	UT Martin	5	1
290	A	UT Martin	3	1
290	A	UT Martin	7	3

Eastern Ill.

E  
a  
s  
t  
e  
r  
n  
I  
l  
l  
.

E  
a  
s  
t  
e  
r  
n  
I  
l  
l  
.

Average RPI Win: Average RPI Loss:	211 177	WON-LOST RECORD	WINNING PCT. RANK	LAST 15 GAMES	STRENGTH OF SCHEDULE	OPP. STRENGTH OF SCHEDULE	TEAM RPI	ADJ RPI	CONF. RPI	ADJ CONF. RPI	
DIV. I ONLY		32-23-0	.58182 84	10-5-0	262	264	150	.49532 150	29	29	
DIV. I NON-CONF.		15-13-0	.53571 121	4-1-0	236	254	132	.50488 132	27	27	
<hr/>											
TOTALS	RPI 1-25	RPI 26-50		W-L RECORDS		RPI 51-100		RPI 101-150		RPI 150+	
32-23-0	0-0-0	0-0-0		OVERALL		2-2-0		7-4-0		23-17-0	
13-6-0	0-0-0	0-0-0		HOME		2-1-0		3-1-0		8-4-0	
17-15-0	0-0-0	0-0-0		AWAY		0-0-0		4-3-0		13-12-0	
2-2-0	0-0-0	0-0-0		NEUTRAL		0-1-0		0-0-0		2-1-0	
15-13-0	0-0-0	0-0-0		NON-CONFERENCE		0-0-0		7-4-0		8-9-0	
5-2-0	0-0-0	0-0-0		HOME		0-0-0		3-1-0		2-1-0	
10-11-0	0-0-0	0-0-		AWAY		0-0-0		4-3-0		6-8-0	
0-0-0	0-0-0	0-0-0		NEUTRAL		0-0-0		0-0-0		0-0-0	
17-10-0	0-0-0	0-0-0		CONFERENCE		2-2-0		0-0-0		15-8-0	
8-4-0	0-0-0	0-0-0		HOME		2-1-0		0-0-0		6-3-0	
7-4-0	0-0-0	0-0-0		AWAY		0-0-0		0-0-0		7-4-0	
2-2-0	0-0-0	0-0-0		NEUTRAL		0-1-0		0-0-0		2-1-0	
RPI S	Opponent	Score	RPI S	Opponent	Score	RPI S	Opponent	Score	RPI S	Opponent	Score
						68 H	Canisius	4 3	107 A	St. John's (NY)	3 7
						68 H	Canisius	2 4	120 A	Sacred Heart	8 2
						68 H	Canisius	4 3	120 H	Sacred Heart	2 1
						68 N	Canisius	2 6	120 H	Sacred Heart	5 0
									121 A	George Mason	3 1
									121 A	George Mason	4 9
									121 A	George Mason	6 1
									125 A	Hartford	5 8
									135 A	Central Conn. St.	3 1
									135 H	Central Conn. St.	4 7
									135 H	Central Conn. St.	9 2
									161 A	Delaware	2 10
									161 A	Delaware	0 4
									161 A	Delaware	4 15
									179 A	Richmond	0 8
									179 A	Richmond	2 13
									179 A	Richmond	6 2
									182 A	Siena	6 8
									182 A	Siena	4 0
									182 A	Siena	5 6
									182 N	Siena	3 4
									182 N	Siena	5 3
						182 N	Siena	3 4	183 A	North Florida	4 5
						68 N	Canisius	2 6	238 H	Quinnipiac	3 7
						182 N	Siena	5 3	238 H	Quinnipiac	12 8
						276 N	Manhattan	3 2	194 A	Northeastern	3 2
						267 H	Marist	9 5	203 H	Monmouth	10 3
									203 H	Monmouth	0 2

**Non-Div. I Games:**

Fairfield

Fairfield

267 H Marist	6	9
267 H Marist	4	0

Through Games Of 6-25-14 (FINAL)

RPI	S	Opponent	Score	
203	H	Monmouth	7	1
218	H	UMass Lowell	2	4
231	A	Fordham	4	5
235	A	Yale	6	2
235	A	Yale	10	5
238	H	Quinnipiac	3	7
238	H	Quinnipiac	6	2
238	H	Quinnipiac	12	8
258	A	Niagara	6	0
258	A	Niagara	7	8
258	A	Niagara	3	2
267	H	Marist	4	0
267	H	Marist	9	5
267	H	Marist	6	9
276	N	Manhattan	3	2
284	A	Iona	0	5
284	A	Iona	10	8
284	A	Iona	9	1
288	A	Saint Peter's	7	4
288	A	Saint Peter's	8	2
293	H	NJIT	10	3
302	A	NYIT	5	3
302	A	NYIT	4	1
302	H	NYIT	13	4

Fairfield

F  
a  
i  
r  
f  
i  
e  
l  
d

F  
a  
i  
r  
f  
i  
e  
l  
d

Average RPI Win:	207	WON-LOST RECORD	WINNING PCT. RANK	LAST 15 GAMES		STRENGTH OF SCHEDULE	OPP. STRENGTH OF SCHEDULE	TEAM RPI	ADJ RPI	CONF. RPI	ADJ CONF. RPI			
DIV. I ONLY		34-21-1	.61607	60	10-4-1	281	184	151	.49519	151	25	25		
DIV. I NON-CONF.		14-11-0	.56	98	2-0-0	268	130	180	.48735	180	25	24		
<hr/>														
TOTALS	RPI 1-25		RPI 26-50		W-L RECORDS		RPI 51-100		RPI 101-150		RPI 150+			
34-21-1	1-2-0		0-0-0		OVERALL		3-4-0		5-5-0		25-10-1			
19-4-0	0-0-0		0-0-0		HOME		0-1-0		3-1-0		16-2-0			
11-12-1	1-2-0		0-0-0		AWAY		2-1-0		1-4-0		7-5-1			
4-5-0	0-0-0		0-0-0		NEUTRAL		1-2-0		1-0-0		2-3-0			
14-11-0	1-2-0		0-0-0		NON-CONFERENCE		2-2-0		4-3-0		7-4-0			
8-3-0	0-0-0		0-0-0		HOME		0-1-0		3-1-0		5-1-0			
4-6-0	1-2-0		0-0-		AWAY		2-1-0		0-2-0		1-1-0			
2-2-0	0-0-0		0-0-0		NEUTRAL		0-0-0		1-0-0		1-2-0			
20-10-1	0-0-0		0-0-0		CONFERENCE		1-2-0		1-2-0		18-6-1			
11-1-0	0-0-0		0-0-0		HOME		0-0-0		0-0-0		11-1-0			
7-6-1	0-0-0		0-0-0		AWAY		0-0-0		1-2-0		6-4-1			
2-3-0	0-0-0		0-0-0		NEUTRAL		1-2-0		0-0-0		1-1-0			
<hr/>														
RPI	S	Opponent	Score		RPI	S	Opponent	Score		RPI	S	Opponent	Score	
24	A	Alabama	2	1						72	A	Southeast Mo. St.	11	8
24	A	Alabama	3	9						72	H	Southeast Mo. St.	2	6
24	A	Alabama	3	4						81	A	Wake Forest	2	3
										84	A	Duke	3	2
										85	N	VCU	4	9
										85	N	VCU	6	8
										94	N	Saint Joseph's	9	1

**Non-Div. I Games:**

Saint Louis

247 A La Salle	3	4
247 A La Salle	5	4

RPI	S	Opponent	Score
247	A	La Salle	9 9
247	A	La Salle	5 4
247	A	La Salle	3 4
247	N	La Salle	1 4
268	H	George Washington	10 4
268	H	George Washington	10 4
268	H	George Washington	5 4
272	H	North Dakota	4 2
272	H	North Dakota	10 0
272	H	North Dakota	12 4
272	H	North Dakota	6 4
273	A	Rhode Island	3 1
273	A	Rhode Island	3 2
273	A	Rhode Island	4 0
283	A	St. Bonaventure	3 2
283	A	St. Bonaventure	7 8
288	N	Saint Peter's	8 5
288	N	Saint Peter's	5 6
290	A	UT Martin	2 9

Saint Louis

S  
a  
i  
n  
t  
L  
o  
u  
i  
s

S  
a  
i  
n  
t  
L  
o  
u  
i  
s

Average RPI Win: 194		WON-LOST	WINNING	LAST 15	STRENGTH OF		OPP. STRENGTH	TEAM	ADJ	CONF.	ADJ CONF.						
Average RPI Loss: 141		RECORD	PCT. RANK	GAMES	SCHEDULE		OF SCHEDULE	RPI	RPI	RPI	RPI						
DIV. I ONLY		25-27-0	.48077	154	8-7-0		191	217	152	.49497	152	23	23				
DIV. I NON-CONF.		10-14-0	.41667	205	1-3-0		232	86	161	.49373	161	23	23				
<hr/>																	
TOTALS		RPI 1-25		RPI 26-50		W-L RECORDS		RPI 51-100		RPI 101-150		RPI 150+					
25-27-0		0-1-0		0-1-0		OVERALL		1-5-0		7-10-0		17-10-0					
9-5-0		0-0-0		0-0-0		HOME		0-0-0		2-2-0		7-3-0					
12-19-0		0-1-0		0-0-0		AWAY		1-5-0		2-5-0		9-4-0					
4-3-0		0-0-0		0-1-0		NEUTRAL		0-0-0		3-1-0		1-1-0					
10-14-0		0-1-0		0-1-0		NON-CONFERENCE		1-5-0		1-3-0		8-4-0					
0-2-0		0-0-0		0-0-0		HOME		0-0-0		0-1-0		0-1-0					
10-11-0		0-1-0		0-0-		AWAY		1-5-0		1-2-0		8-3-0					
0-1-0		0-0-0		0-1-0		NEUTRAL		0-0-0		0-0-0		0-0-0					
15-13-0		0-0-0		0-0-0		CONFERENCE		0-0-0		6-7-0		9-6-0					
9-3-0		0-0-0		0-0-0		HOME		0-0-0		2-1-0		7-2-0					
2-8-0		0-0-0		0-0-0		AWAY		0-0-0		1-5-0		1-3-0					
4-2-0		0-0-0		0-0-0		NEUTRAL		0-0-0		3-1-0		1-1-0					
RPI	S	Opponent		Score		RPI	S	Opponent		Score		RPI	S	Opponent		Score	
19	A	Oklahoma St.		0	8	33	N	Nebraska		6	8	58	A	Georgia		2	6
												58	A	Georgia		3	4
												58	A	Georgia		2	9
												84	A	Duke		3	7
												84	A	Duke		1	5
												84	A	Duke		7	6
														Bucknell		1	4
												113	A	Stony Brook		2	12
												113	A	Stony Brook		1	3
												113	A	Stony Brook		4	5
												113	N	Stony Brook		4	3
												113	N	Stony Brook		8	7
												123	A	VMI		1	4
												123	A	VMI		10	2
												123	A	VMI		2	4
												125	A	Hartford		2	0
												125	A	Hartford		2	3
												125	A	Hartford		0	3
												125	H	Hartford		1	9
												125	H	Hartford		13	3
												125	H	Hartford		4	3
												125	N	Hartford		1	6
												125	N	Hartford		8	0
												158	A	Boston College		3	5
												158	A	Boston College		9	3
												182	A	Siena		10	9
												205	A	James Madison		9	7
												205	A	James Madison		2	9
												205	A	James Madison		12	2
												205	A	James Madison		9	11
												211	A	Cornell		8	6
												211	A	Cornell		7	0
												211	H	Cornell		1	6
LAST 15 GAMES																	
						33	N	Nebraska		6	8	274	A	Albany (NY)		7	3
						19	A	Oklahoma St.		0	8	274	A	Albany (NY)		2	5
						113	N	Stony Brook		8	7	274	A	Albany (NY)		4	5
						113	N	Stony Brook		4	3						
						125	N	Hartford		8	0						

Non-Div. I Games:

Binghamton



237 N Maine	6	3
125 N Hartford	1	6

RPI	S	Opponent	Score
218	A	UMass Lowell	2 4
218	H	UMass Lowell	10 6
218	H	UMass Lowell	7 3
218	H	UMass Lowell	2 3
218	N	UMass Lowell	2 4
237	H	Maine	0 3
237	H	Maine	8 2
237	H	Maine	7 1
237	N	Maine	6 3
252	H	UMBC	16 3
252	H	UMBC	7 3
252	H	UMBC	8 4
274	A	Albany (NY)	4 5
274	A	Albany (NY)	2 5
274	A	Albany (NY)	7 3
283	A	St. Bonaventure	7 2
293	A	NJIT	10 0

B  
i  
n  
g  
h  
a  
m  
t  
o  
n

B  
i  
n  
g  
h  
a  
m  
t  
o  
n

Average RPI Win:	140	WON-LOST RECORD	WINNING PCT. RANK	LAST 15 GAMES	STRENGTH OF SCHEDULE	OPP. STRENGTH OF SCHEDULE	TEAM RPI	ADJ RPI	CONF. RPI	ADJ CONF. RPI		
DIV. I ONLY		22-33-0	.4	223	5-10-0	71	111	154	.49483	153	11	11
DIV. I NON-CONF.		11-13-0	.45833	177	1-0-0	32	184	92	.52062	92	11	11
<hr/>												
TOTALS	RPI 1-25	RPI 26-50		W-L RECORDS		RPI 51-100		RPI 101-150		RPI 150+		
22-33-0	0-4-0	2-2-0		OVERALL		5-12-0		3-5-0		12-10-0		
10-15-0	0-3-0	0-0-0		HOME		2-7-0		2-2-0		6-3-0		
12-16-0	0-1-0	2-2-0		AWAY		3-3-0		1-3-0		6-7-0		
0-2-0	0-0-0	0-0-0		NEUTRAL		0-2-0		0-0-0		0-0-0		
11-13-0	0-1-0	2-2-0		NON-CONFERENCE		2-4-0		2-3-0		5-3-0		
6-5-0	0-0-0	0-0-0		HOME		1-2-0		2-2-0		3-1-0		
5-8-0	0-1-0	2-0-		AWAY		1-2-0		0-1-0		2-2-0		
0-0-0	0-0-0	0-0-0		NEUTRAL		0-0-0		0-0-0		0-0-0		
11-20-0	0-3-0	0-0-0		CONFERENCE		3-8-0		1-2-0		7-7-0		
4-10-0	0-3-0	0-0-0		HOME		1-5-0		0-0-0		3-2-0		
7-8-0	0-0-0	0-0-0		AWAY		2-1-0		1-2-0		4-5-0		
0-2-0	0-0-0	0-0-0		NEUTRAL		0-2-0		0-0-0		0-0-0		
<hr/>												
RPI S	Opponent	Score	RPI S	Opponent	Score	RPI S	Opponent	Score	RPI S	Opponent	Score	
6 H	La.-Lafayette	7 8	28 A	Mississippi St.	0 3	64 A	Southern Miss.	5 1	116 H	Tennessee Tech	4 5	
6 H	La.-Lafayette	3 13	29 A	Arkansas	2 1	64 H	Southern Miss.	1 3	116 H	Tennessee Tech	6 3	
6 H	La.-Lafayette	2 5	29 A	Arkansas	1 12	67 A	Southeastern La.	3 9	116 H	Tennessee Tech	4 5	
11 A	LSU	0 9	29 A	Arkansas	5 3	67 H	Southeastern La.	0 5	126 A	Western Ky.	3 6	
						73 A	Auburn	1 6	126 A	Western Ky.	2 7	
						76 H	Arkansas St.	5 0	126 A	Western Ky.	13 10	
						76 H	Arkansas St.	6 7	133 A	Nicholls St.	4 15	
						76 H	Arkansas St.	2 3	133 H	Nicholls St.	5 4	
						76 N	Arkansas St.	3 4	156 A	UALR	0 10	
						92 H	Jacksonville St.	4 2	156 A	UALR	6 5	
						93 A	Texas St.	7 2	156 A	UALR	9 6	
						93 A	Texas St.	5 4	156 H	La.-Monroe	7 4	
						93 A	Texas St.	0 2	156 H	La.-Monroe	7 8	
						97 H	Texas-Arlington	3 8	156 H	La.-Monroe	6 5	
						97 H	Texas-Arlington	2 6	167 A	Alabama St.	12 11	
						97 H	Texas-Arlington	1 6	167 H	Alabama St.	0 5	
						97 N	Texas-Arlington	4 8	170 A	Georgia St.	10 15	
									170 A	Georgia St.	4 7	
									170 A	Georgia St.	8 1	
									193 A	Troy	7 3	
									193 A	Troy	3 7	
									193 A	Troy	5 6	
									193 H	Troy	2 1	
									193 H	Troy	0 5	
									202 H	Southern Ill.	4 3	
									202 H	Southern Ill.	4 1	
									202 H	Southern Ill.	5 4	
<hr/>												
LAST 15 GAMES												
76 N	Arkansas St.	3 4	6 H	La.-Lafayette	7 8	193 H	Troy	2 1				
97 N	Texas-Arlington	4 8	170 A	Georgia St.	10 15	193 H	Troy	0 5				
193 A	Troy	7 3	170 A	Georgia St.	4 7	202 H	Southern Ill.	4 3				
193 A	Troy	3 7				202 H	Southern Ill.	4 1				
193 A	Troy	5 6				202 H	Southern Ill.	5 4				

**Non-Div. I Games:**

South Ala.

South Ala.

6	H	La.-Lafayette	3	13
6	H	La.-Lafayette	2	5

Through Games Of 6-25-14 (FINAL)

RPI	S	Opponent	Score	
251	A	Jackson St.	4	5
278	A	New Orleans	3	4
278	A	New Orleans	5	0

South Ala.

S  
o  
u  
t  
h  
A  
l  
a  
.

S  
o  
u  
t  
h  
A  
l  
a  
.

Average RPI Win:	167	WON-LOST RECORD	WINNING PCT. RANK	LAST 15 GAMES	STRENGTH OF SCHEDULE	OPP. STRENGTH OF SCHEDULE	TEAM RPI	ADJ RPI	CONF. RPI	ADJ CONF. RPI	
DIV. I ONLY		33-28-0	.54098 114	7-8-0	172	162	155	.49452 154	15	15	
DIV. I NON-CONF.		13-16-0	.44828 185	1-3-0	208	220	243	.45487 242	14	14	
<hr/>											
TOTALS	RPI 1-25	RPI 26-50		W-L RECORDS	RPI 51-100		RPI 101-150		RPI 150+		
33-28-0	0-1-0	2-2-0		OVERALL	8-7-0		4-6-0		19-12-0		
22-14-0	0-0-0	2-2-0		HOME	3-4-0		4-3-0		13-5-0		
8-12-0	0-1-0	0-0-0		AWAY	3-1-0		0-3-0		5-7-0		
3-2-0	0-0-0	0-0-0		NEUTRAL	2-2-0		0-0-0		1-0-0		
<hr/>											
13-16-0	0-1-0	0-1-0		NON-CONFERENCE	1-4-0		4-6-0		8-4-0		
11-10-0	0-0-0	0-1-0		HOME	1-3-0		4-3-0		6-3-0		
2-6-0	0-1-0	0-0-		AWAY	0-1-0		0-3-0		2-1-0		
0-0-0	0-0-0	0-0-0		NEUTRAL	0-0-0		0-0-0		0-0-0		
<hr/>											
20-12-0	0-0-0	2-1-0		CONFERENCE	7-3-0		0-0-0		11-8-0		
11-4-0	0-0-0	2-1-0		HOME	2-1-0		0-0-0		7-2-0		
6-6-0	0-0-0	0-0-0		AWAY	3-0-0		0-0-0		3-6-0		
3-2-0	0-0-0	0-0-0		NEUTRAL	2-2-0		0-0-0		1-0-0		
<hr/>											
RPI S	Opponent	Score	RPI S	Opponent	Score	RPI S	Opponent	Score	RPI S	Opponent	Score
2	A Vanderbilt	1 5	32	H Indiana St.	6 10	52	A Kennesaw St.	7 6	111	H Miami (OH)	3 9
			47	H Mercer	2 1	52	A Kennesaw St.	2 1	116	A Tennessee Tech	2 15
			47	H Mercer	0 2	52	A Kennesaw St.	7 5	116	A Tennessee Tech	9 10
			47	H Mercer	4 2	52	N Kennesaw St.	1 7	116	H Tennessee Tech	1 4
						77	H FGCU	2 3	116	H Tennessee Tech	8 4
						77	H FGCU	11 6	126	A Western Ky.	2 3
						77	H FGCU	7 1	126	H Western Ky.	10 2
						77	N FGCU	11 4	132	H UConn	14 1
						77	N FGCU	5 10	132	H UConn	4 3
						77	N FGCU	5 4	132	H UConn	4 6
						80	H Evansville	2 3	165	H Jacksonville	17 6
						80	H Evansville	2 8	165	H Jacksonville	6 7
						80	H Evansville	7 10	165	H Jacksonville	7 2
						90	A Middle Tenn.	5 7	165	N Jacksonville	2 1
						90	H Middle Tenn.	9 3	176	A Stetson	2 3
									176	A Stetson	2 8
									176	A Stetson	3 10
									183	A North Florida	0 15
									183	A North Florida	2 7
									183	A North Florida	5 2
									187	H East Tenn. St.	9 7
									187	H East Tenn. St.	6 3
									187	H East Tenn. St.	5 0
									196	A Belmont	3 13
									196	H Belmont	1 2
									216	H Dayton	12 3
									236	A Austin Peay	14 6
<hr/>											
			LAST 15 GAMES								
			52	N Kennesaw St.	1 7	77	H FGCU	11 6			
			77	N FGCU	11 4	236	H Austin Peay	3 6			
			77	N FGCU	5 10	183	A North Florida	5 2			
			77	N FGCU	5 4						
			165	N Jacksonville	2 1						

**Non-Div. I Games:**

Lipscomb

77	H	FGCU	7	1
77	H	FGCU	2	3

RPI	S	Opponent	Score	
236	H	Austin Peay	3	6
259	H	Oakland	8	7
259	H	Oakland	13	6
259	H	Oakland	7	2
259	H	Oakland	7	2
263	H	Northern Ky.	0	2
263	H	Northern Ky.	4	2
263	H	Northern Ky.	5	3
264	A	USC Upstate	11	0
264	A	USC Upstate	3	6
264	A	USC Upstate	11	1
289	H	Alabama A&M	18	5
290	A	UT Martin	12	2
290	H	UT Martin	0	4

Lipscomb

L  
i  
p  
s  
c  
o  
m  
b

L  
i  
p  
s  
c  
o  
m  
b

Average RPI Win:		131	WON-LOST RECORD		WINNING PCT. RANK	LAST 15 GAMES		STRENGTH OF SCHEDULE		OPP. STRENGTH OF SCHEDULE	TEAM RPI	ADJ RPI	CONF. RPI	ADJ CONF. RPI			
Average RPI Loss:		115															
DIV. I ONLY			25-29-0		.46296	168	6-9-0		132		89	156	.49414	155	14	14	
DIV. I NON-CONF.			14-13-0		.51852	140	2-4-0		54		29	65	.53274	65	12	12	
TOTALS		RPI 1-25		RPI 26-50		W-L RECORDS		RPI 51-100		RPI 101-150		RPI 150+					
25-29-0		1-2-0		3-4-0		OVERALL		4-8-0		9-8-0		8-7-0					
12-16-0		0-0-0		1-1-0		HOME		2-5-0		5-6-0		4-4-0					
12-13-0		1-2-0		1-3-0		AWAY		2-3-0		4-2-0		4-3-0					
1-0-0		0-0-0		1-0-0		NEUTRAL		0-0-0		0-0-0		0-0-0					
14-13-0		0-0-0		3-4-0		NON-CONFERENCE		3-6-0		6-2-0		2-1-0					
7-6-0		0-0-0		1-1-0		HOME		1-3-0		4-1-0		1-1-0					
6-7-0		0-0-0		1-0-		AWAY		2-3-0		2-1-0		1-0-0					
1-0-0		0-0-0		1-0-0		NEUTRAL		0-0-0		0-0-0		0-0-0					
11-16-0		1-2-0		0-0-0		CONFERENCE		1-2-0		3-6-0		6-6-0					
5-10-0		0-0-0		0-0-0		HOME		1-2-0		1-5-0		3-3-0					
6-6-0		1-2-0		0-0-0		AWAY		0-0-0		2-1-0		3-3-0					
0-0-0		0-0-0		0-0-0		NEUTRAL		0-0-0		0-0-0		0-0-0					
RPI	S	Opponent		Score		RPI	S	Opponent		Score		RPI	S	Opponent		Score	
22	A	Pepperdine		2	13	26	H	Oregon		8	4	51	H	UC Santa Barbara		0	6
22	A	Pepperdine		3	4	26	H	Oregon		5	12	51	H	UC Santa Barbara		4	10
22	A	Pepperdine		3	2	27	A	Stanford		4	6	51	H	UC Santa Barbara		8	4
						29	N	Arkansas		2	1	57	A	California		0	1
						48	A	Cal St. Fullerton		0	11	57	A	California		1	0
						48	A	Cal St. Fullerton		6	5	57	H	California		4	12
						48	A	Cal St. Fullerton		1	5	65	H	San Diego		5	7
												65	H	San Diego		9	15
												65	H	San Diego		6	4
												83	A	UC Riverside		6	3
												83	A	UC Riverside		2	10
												83	A	UC Riverside		5	8

Non-Div. I Games:

San Francisco

260	A	St. Mary's (CA)	12	3
260	A	St. Mary's (CA)	1	4

RPI	S	Opponent	Score	
260	A	St. Mary's (CA)	12	3
260	A	St. Mary's (CA)	1	4
270	A	Portland	2	3
270	A	Portland	2	3
270	A	Portland	7	0

San Francisco

S  
a  
n  
F  
r  
a  
n  
c  
i  
s  
c  
o

S  
a  
n  
F  
r  
a  
n  
c  
i  
s  
c  
o

Average RPI Win:		152	WON-LOST RECORD		WINNING PCT. RANK		LAST 15 GAMES		STRENGTH OF SCHEDULE		OPP. STRENGTH OF SCHEDULE		TEAM RPI		ADJ RPI		CONF. RPI		ADJ CONF. RPI				
Average RPI Loss:		89																					
DIV. I ONLY			23-36-0		.38983 235		6-9-0		34		121		157		.49401 156		11		11				
DIV. I NON-CONF.			11-15-0		.42308 201		1-0-0		46		198		166		.49229 166		11		11				
TOTALS		RPI 1-25		RPI 26-50		W-L RECORDS		RPI 51-100		RPI 101-150		RPI 150+											
23-36-0		0-10-0		0-0-0		OVERALL		7-13-0		5-6-0		11-7-0											
17-12-0		0-3-0		0-0-0		HOME		6-3-0		4-4-0		7-2-0											
3-22-0		0-6-0		0-0-0		AWAY		1-9-0		0-2-0		2-5-0											
3-2-0		0-1-0		0-0-0		NEUTRAL		0-1-0		1-0-0		2-0-0											
11-15-0		0-3-0		0-0-0		NON-CONFERENCE		4-6-0		3-4-0		4-2-0											
9-5-0		0-0-0		0-0-0		HOME		4-2-0		3-2-0		2-1-0											
0-10-0		0-3-0		0-0-0		AWAY		0-4-0		0-2-0		0-1-0											
2-0-0		0-0-0		0-0-0		NEUTRAL		0-0-0		0-0-0		2-0-0											
12-21-0		0-7-0		0-0-0		CONFERENCE		3-7-0		2-2-0		7-5-0											
8-7-0		0-3-0		0-0-0		HOME		2-1-0		1-2-0		5-1-0											
3-12-0		0-3-0		0-0-0		AWAY		1-5-0		0-0-0		2-4-0											
1-2-0		0-1-0		0-0-0		NEUTRAL		0-1-0		1-0-0		0-0-0											
RPI	S	Opponent		Score		RPI	S	Opponent		Score		RPI	S	Opponent		Score		RPI	S	Opponent		Score	
4	A	Ole Miss		4	5					64	A	Southern Miss.		2	18	117	A	Northwestern St.		1	6		
4	A	Ole Miss		3	4					64	H	Southern Miss.		2	14	117	H	Northwestern St.		6	8		
6	A	La.-Lafayette		9	12					67	H	Southeastern La.		4	13	126	H	Western Ky.		5	4		
6	A	La.-Lafayette		1	9					67	H	Southeastern La.		6	5	126	H	Western Ky.		2	11		
6	A	La.-Lafayette		5	6					67	H	Southeastern La.		3	2	126	H	Western Ky.		3	4		
6	H	La.-Lafayette		1	14					71	A	Samford		3	9	126	N	Western Ky.		8	6		
6	H	La.-Lafayette		1	4					71	A	Samford		6	9	133	A	Nicholls St.		0	3		
6	H	La.-Lafayette		2	21					71	A	Samford		5	6	133	H	Nicholls St.		9	6		
6	N	La.-Lafayette		3	7					76	A	Arkansas St.		9	10	141	H	Grand Canyon		1	7		
24	A	Alabama		2	3					76	A	Arkansas St.		7	11	141	H	Grand Canyon		6	3		
										76	A	Arkansas St.		4	8	141	H	Grand Canyon		5	4		
										88	H	FIU		12	6	153	A	South Ala.		4	7		
										93	H	Texas St.		7	6	153	A	South Ala.		5	6		
										93	H	Texas St.		17	12	153	A	South Ala.		8	7		
										93	H	Texas St.		5	12	156	H	UALR		16	5		
										93	N	Texas St.		2	4	156	H	UALR		6	4		
										97	A	Texas-Arlington		8	10	156	H	UALR		11	10		
										97	A	Texas-Arlington		7	5	170	H	Georgia St.		11	1		
										97	A	Texas-Arlington		1	6	170	H	Georgia St.		10	6		
										100	H	Michigan St.		5	1	170	H	Georgia St.		5	6		
																193	A	Troy		7	4		
																193	A	Troy		3	4		
																193	A	Troy		3	19		
																234	N	Western Ill.		6	2		
																234	N	Western Ill.		6	5		
																251	A	Jackson St.		2	5		
																251	H	Jackson St.		6	9		
						LAST 15 GAMES																	
						93 N Texas St.		2	4	170 H Georgia St.		10	6			193 A Troy		3	19				
						126 N Western Ky.		8	6	170 H Georgia St.		5	6			234 N Western Ill.		6	2				
						6 N La.-Lafayette		3	7	299 H Grambling		6	5			234 N Western Ill.		6	5				
						6 A La.-Lafayette		5	6							251 A Jackson St.		2	5				
						6 A La.-Lafayette		1	9							251 H Jackson St.		6	9				

Non-Div. I Games:

La.-Monroe



6 A La.-Lafayette	9	12
170 H Georgia St.	11	1




RPI	S	Opponent	Score	
299	H	Grambling	3	2
299	H	Grambling	6	5

La.-Monroe

L  
a  
.  
-  
M  
o  
n  
r  
o  
e

L  
a  
.  
-  
M  
o  
n  
r  
o  
e

U  
A  
L  
R

 Tie,  Loss,  Non-Conf, S Site, H Home, A Away, N Neutral Page 314

93	A	Texas St.	3	0
95	H	Oral Roberts	2	5

RPI	S	Opponent	Score	
280	H	Ark.-Pine Bluff	9	3
299	H	Grambling	10	7

UALR

U  
A  
L  
R

U  
A  
L  
R

Average RPI Win: 137		WON-LOST RECORD	WINNING PCT. RANK	LAST 15 GAMES	STRENGTH OF SCHEDULE	OPP. STRENGTH OF SCHEDULE	TEAM RPI	ADJ RPI	CONF. RPI	ADJ CONF. RPI							
Average RPI Loss: 103																	
DIV. I ONLY		22-33-0	.4	223	8-7-0	89	66	159	.49373	158	3	3					
DIV. I NON-CONF.		12-13-0	.48	162	3-3-0	269	228	209	.47256	208	4	4					
<hr/>																	
TOTALS		RPI 1-25		RPI 26-50		W-L RECORDS		RPI 51-100		RPI 101-150		RPI 150+					
22-33-0		3-9-0		1-2-0		OVERALL		4-7-0		3-2-0		11-13-0					
10-11-0		3-3-0		1-2-0		HOME		1-2-0		1-0-0		4-4-0					
9-18-0		0-6-0		0-0-0		AWAY		3-5-0		0-0-0		6-7-0					
3-4-0		0-0-0		0-0-0		NEUTRAL		0-0-0		2-2-0		1-2-0					
12-13-0		0-0-0		0-0-0		NON-CONFERENCE		0-2-0		3-2-0		9-9-0					
4-2-0		0-0-0		0-0-0		HOME		0-0-0		1-0-0		3-2-0					
5-7-0		0-0-0		0-0-		AWAY		0-2-0		0-0-0		5-5-0					
3-4-0		0-0-0		0-0-0		NEUTRAL		0-0-0		2-2-0		1-2-0					
10-20-0		3-9-0		1-2-0		CONFERENCE		4-5-0		0-0-0		2-4-0					
6-9-0		3-3-0		1-2-0		HOME		1-2-0		0-0-0		1-2-0					
4-11-0		0-6-0		0-0-0		AWAY		3-3-0		0-0-0		1-2-0					
0-0-0		0-0-0		0-0-0		NEUTRAL		0-0-0		0-0-0		0-0-0					
RPI	S	Opponent		Score		RPI	S	Opponent		Score		RPI	S	Opponent		Score	
1	A	Virginia		2 3		45	H	North Carolina		0 7		55	A	Clemson		3 1	
1	A	Virginia		1 2		45	H	North Carolina		2 12		55	A	Clemson		4 8	
1	A	Virginia		1 8		45	H	North Carolina		10 9		55	A	Clemson		9 10	
10	H	Florida St.		7 11								59	A	North Carolina St.		1 5	
10	H	Florida St.		1 10								59	A	North Carolina St.		9 7	
10	H	Florida St.		0 6								59	A	North Carolina St.		7 5	
17	A	Miami (FL)		3 4								81	H	Wake Forest		2 6	
17	A	Miami (FL)		2 6								81	H	Wake Forest		0 8	
17	A	Miami (FL)		2 5								81	H	Wake Forest		2 1	
21	H	Maryland		5 2								99	A	Fla. Atlantic		2 6	
21	H	Maryland		7 4								99	A	Fla. Atlantic		2 3	
21	H	Maryland		5 1													
								</									

Non-Div. I Games:

Boston College

152	H	Binghamton	3	9
159	H	Pittsburgh	11	16

RPI	S	Opponent	Score	
273	A	Rhode Island	7	2
275	A	Harvard	5	6

Boston College

B  
o  
s  
t  
o  
n  
C  
o  
l  
l  
e  
g  
e

B  
o  
s  
t  
o  
n  
C  
o  
l  
l  
e  
g  
e

Average RPI Win: 156		WON-LOST	WINNING	LAST 15	STRENGTH OF		OPP. STRENGTH	TEAM	ADJ	CONF.	ADJ CONF.				
Average RPI Loss: 104		RECORD	PCT. RANK	GAMES	SCHEDULE		OF SCHEDULE	RPI	RPI	RPI	RPI				
DIV. I ONLY		22-30-0	.42308	209	6-9-0		137	62	160	.49344	159	3	3		
DIV. I NON-CONF.		11-11-0	.5	147	3-1-0		279	252	203	.47585	202	4	4		
TOTALS		RPI 1-25	RPI 26-50		W-L RECORDS		RPI 51-100		RPI 101-150		RPI 150+				
22-30-0		1-8-0	4-4-0		OVERALL		4-3-0		0-6-0		13-9-0				
10-9-0		1-5-0	3-1-0		HOME		4-2-0		0-0-0		2-1-0				
11-18-0		0-3-0	1-3-0		AWAY		0-1-0		0-4-0		10-7-0				
1-3-0		0-0-0	0-0-0		NEUTRAL		0-0-0		0-2-0		1-1-0				
11-11-0		0-0-0	0-2-0		NON-CONFERENCE		0-1-0		0-3-0		11-5-0				
2-2-0		0-0-0	0-1-0		HOME		0-0-0		0-0-0		2-1-0				
8-6-0		0-0-0	0-0-		AWAY		0-1-0		0-1-0		8-3-0				
1-3-0		0-0-0	0-0-0		NEUTRAL		0-0-0		0-2-0		1-1-0				
11-19-0		1-8-0	4-2-0		CONFERENCE		4-2-0		0-3-0		2-4-0				
8-7-0		1-5-0	3-0-0		HOME		4-2-0		0-0-0		0-0-0				
3-12-0		0-3-0	1-2-0		AWAY		0-0-0		0-3-0		2-4-0				
0-0-0		0-0-0	0-0-0		NEUTRAL		0-0-0		0-0-0		0-0-0				
RPI	S	Opponent	Score	RPI	S	Opponent	Score	RPI	S	Opponent	Score	RPI	S	Opponent	Score
1	H	Virginia	0 4	36	H	Georgia Tech	4 2	55	H	Clemson	0 3	126	N	Western Ky.	2 3
1	H	Virginia	2 1	36	H	Georgia Tech	5 0	55	H	Clemson	2 3	127	A	Kent St.	1 4
1	H	Virginia	0 3	36	H	Georgia Tech	4 3	55	H	Clemson	13 4	129	N	Ohio St.	2 6
17	A	Miami (FL)	2 12	38	A	West Virginia	3 6	74	A	East Carolina	2 4	145	A	Virginia Tech	5 11
17	A	Miami (FL)	0 1	38	H	West Virginia	4 6	84	H	Duke	5 1	145	A	Virginia Tech	10 11
17	A	Miami (FL)	2 7	45	A	North Carolina	6 4	84	H	Duke	3 2	145	A	Virginia Tech	7 11
21	H	Maryland	1 21	45	A	North Carolina	5 9	84	H	Duke	8 5	158	A	Boston College	16 11
21	H	Maryland	1 5	45	A	North Carolina	1 2					158	A	Boston College	5 4
21	H	Maryland	4 6									158	A	Boston College	2 3
												172	H	Akron	11 8
												172	H	Akron	5 7
												180	A	Notre Dame	0 1
												180	A	Notre Dame	0 3
												180	A	Notre Dame	4 5
												191	A	Coastal Caro.	10 6
												191	A	Coastal Caro.	7 5
												191	A	Coastal Caro.	5 8
												231	N	Fordham	2 9
												239	A	Presbyterian	12 3
												239	A	Presbyterian	10 9
												249	N	Butler	15 7
												261	A	Youngstown St.	6 7
												261	H	Youngstown St.	12 1
												264	A	USC Upstate	5 2
												280	A	Ark.-Pine Bluff	0 5
												280	A	Ark.-Pine Bluff	4 2
												280	A	Ark.-Pine Bluff	3 2
LAST 15 GAMES				LAST 15 GAMES				LAST 15 GAMES				LAST 15 GAMES			
				180	A	Notre Dame	4 5	158	A	Boston College	16 11				
				180	A	Notre Dame	0 1	158	A	Boston College	5 4				
				180	A	Notre Dame	0 3	158	A	Boston College	2 3				
				21	H	Maryland	4 6								
				21	H	Maryland	1 5								

Non-Div. I Games:

Pittsburgh

21	H	Maryland	1	21
294	A	Ohio	6	1

RPI	S	Opponent	Score	
294	A	Ohio	6	1

Pittsburgh

P  
i  
t  
t  
s  
b  
u  
r  
g  
h

P  
i  
t  
t  
s  
b  
u  
r  
g  
h

L  
a  
m  
a  
r

Lamar				Through Games Of 6-25-14 (FINAL)										
Average RPI Win:	188	WON-LOST	WINNING	LAST 15	STRENGTH OF		OPP. STRENGTH	TEAM	ADJ		CONF.	ADJ CONF.		
Average RPI Loss:	135	RECORD	PCT. RANK	GAMES	SCHEDULE		OF SCHEDULE	RPI	RPI	RPI	RPI			
DIV. I ONLY		31-25-0	.55357 104	7-8-0	202		179	161	.4929 160	17	18			
DIV. I NON-CONF.		17-10-0	.62963 57	3-2-0	191		245	121	.50994 121	16	17			
<hr/>														
TOTALS		RPI 1-25	RPI 26-50		W-L RECORDS		RPI 51-100		RPI 101-150		RPI 150+			
31-25-0	2-2-0	2-2-0		OVERALL		3-4-0		3-9-0		21-8-0				
20-13-0	1-0-0	2-1-0		HOME		0-0-0		1-5-0		16-7-0				
11-10-0	1-2-0	0-0-0		AWAY		3-4-0		2-3-0		5-1-0				
0-2-0	0-0-0	0-1-0		NEUTRAL		0-0-0		0-1-0		0-0-0				
<hr/>														
17-10-0	2-2-0	0-0-0		NON-CONFERENCE		2-2-0		1-1-0		12-5-0				
13-5-0	1-0-0	0-0-0		HOME		0-0-0		0-0-0		12-5-0				
4-5-0	1-2-0	0-0-		AWAY		2-2-0		1-1-0		0-0-0				
0-0-0	0-0-0	0-0-0		NEUTRAL		0-0-0		0-0-0		0-0-0				
<hr/>														
14-15-0	0-0-0	2-2-0		CONFERENCE		1-2-0		2-8-0		9-3-0				
7-8-0	0-0-0	2-1-0		HOME		0-0-0		1-5-0		4-2-0				
7-5-0	0-0-0	0-0-0		AWAY		1-2-0		1-2-0		5-1-0				
0-2-0	0-0-0	0-1-0		NEUTRAL		0-0-0		0-1-0		0-0-0				
<hr/>														
RPI S	Opponent	Score		RPI S	Opponent	Score		RPI S	Opponent	Score				
5 A	Houston	4	2	34 H	Sam Houston St.	8	9	67 A	Southeastern La.	6	7			
11 A	LSU	0	5	34 H	Sam Houston St.	13	3	67 A	Southeastern La.	2	4			
14 A	Rice	2	3	34 H	Sam Houston St.	6	5	67 A	Southeastern La.	5	3			
14 H	Rice	10	1	34 N	Sam Houston St.	4	10	75 A	Baylor	2	3			
								95 A	Oral Roberts	3	1			
								95 A	Oral Roberts	5	4			
								95 A	Oral Roberts	5	6			
<hr/>														
				LAST 15 GAMES										
				117 N Northwestern St.				8	10	114 A A&M-Corpus Christi		1	2	
				34 N Sam Houston St.				4	10	201 H Houston Baptist		2	13	
				95 A Oral Roberts				3	1	201 H Houston Baptist		3	7	
				95 A Oral Roberts				5	4	214 H Tex.-Pan American		1	4	
				95 A Oral Roberts				5	6	254 H Ill.-Chicago		8	7	
												254 H Ill.-Chicago	3	6

L  
a  
m  
a  
r

Non-Div. I Games:

Lamar



114	A	A&M-Corpus Christi	10	7
114	A	A&M-Corpus Christi	2	5

RPI	S	Opponent	Score	
267	H	Marist	3	4
267	H	Marist	7	6
275	H	Harvard	10	3
275	H	Harvard	4	3
275	H	Harvard	0	4
275	H	Harvard	3	2
278	H	New Orleans	10	4
278	H	New Orleans	6	1
278	H	New Orleans	9	1
282	H	Texas Southern	4	8
287	A	Abilene Christian	16	7
287	A	Abilene Christian	5	4
287	A	Abilene Christian	6	4
296	H	Prairie View	18	6

Lamar

L  
a  
m  
a  
r

L  
a  
m  
a  
r

Delaware

Delaware				Through Games Of 6-25-14 (FINAL)									
Average RPI Win: 184		WON-LOST RECORD	WINNING PCT. RANK	LAST 15 GAMES	STRENGTH OF SCHEDULE	OPP. STRENGTH OF SCHEDULE	TEAM RPI	ADJ RPI	CONF. RPI	ADJ CONF. RPI			
DIV. I ONLY		26-26-0	.5 140	8-6-0	110	197	153	.49273 161	13	13			
DIV. I NON-CONF.		14-14-0	.5 147	1-1-0	108	258	186	.48302 191	13	13			
TOTALS		RPI 1-25	RPI 26-50	W-L RECORDS	RPI 51-100	RPI 101-150	RPI 150+						
26-26-0	0-3-0	2-6-0	OVERALL	3-7-0	4-3-0	17-7-0							
17-10-0	0-1-0	1-3-0	HOME	2-1-0	3-0-0	11-5-0							
5-11-0	0-1-0	0-3-0	AWAY	1-4-0	1-2-0	3-1-0							
4-5-0	0-1-0	1-0-0	NEUTRAL	0-2-0	0-1-0	3-1-0							
14-14-0	0-3-0	2-3-0	NON-CONFERENCE	1-2-0	3-1-0	8-5-0							
10-8-0	0-1-0	1-3-0	HOME	0-0-0	3-0-0	6-4-0							
2-3-0	0-1-0	0-0-	AWAY	1-2-0	0-0-0	1-0-0							
2-3-0	0-1-0	1-0-0	NEUTRAL	0-0-0	0-1-0	1-1-0							
12-12-0	0-0-0	0-3-0	CONFERENCE	2-5-0	1-2-0	9-2-0							
7-2-0	0-0-0	0-0-0	HOME	2-1-0	0-0-0	5-1-0							
3-8-0	0-0-0	0-3-0	AWAY	0-2-0	1-2-0	2-1-0							
2-2-0	0-0-0	0-0-0	NEUTRAL	0-2-0	0-0-0	2-0-0							
RPI S	Opponent	Score	RPI S	Opponent	Score	RPI S	Opponent	Score	RPI S	Opponent	Score		
18 N	Louisville	1 6	38 N	West Virginia	3 1	63 A	Campbell	6 2	136 A	Towson	0 7		
21 A	Maryland	1 10	41 A	Col. of Charleston	1 12	63 A	Campbell	2 9	136 A	Towson	14 10		
21 H	Maryland	2 5	41 A	Col. of Charleston	2 6	70 A	William & Mary	4 5	136 A	Towson	8 16		
			41 A	Col. of Charleston	3 8	70 A	William & Mary	10 13	145 N	Virginia Tech	1 8		
			49 H	Bryant	9 10	70 N	William & Mary	4 11	150 H	Fairfield	15 4		
			49 H	Bryant	0 11	94 A	Saint Joseph's	1 5	150 H	Fairfield	4 0		
			49 H	Bryant	2 14	96 H	UNC Wilmington	4 3	150 H	Fairfield	10 2		
			49 H	Bryant	5 4	96 H	UNC Wilmington	7 3	194 H	Northeastern	1 0		
						96 H	UNC Wilmington	1 5	194 H	Northeastern	12 2		
						96 N	UNC Wilmington	3 5	194 H	Northeastern	8 7		
									194 N	Northeastern	4 3		
									194 N	Northeastern	3 2		
									205 H	James Madison	5 7		
									205 H	James Madison	13 9		
									205 H	James Madison	11 5		
									221 A	Temple	12 4		
									221 H	Temple	9 3		
									228 A	Hofstra	2 3		
									228 A	Hofstra	6 0		
									228 A	Hofstra	9 1		
									231 H	Fordham	3 5		
									231 H	Fordham	3 1		
									231 H	Fordham	5 7		
									247 H	La Salle	14 13		
									247 H	La Salle	6 18		
									250 H	Delaware St.	9 8		
									276 N	Manhattan	2 7		
LAST 15 GAMES				LAST 15 GAMES				LAST 15 GAMES					
			96 N	UNC Wilmington	3 5	136 A	Towson	8 16	231 H	Fordham	5 7		
			70 N	William & Mary	4 11	136 A	Towson	0 7	247 H	La Salle	14 13		
			194 N	Northeastern	3 2	136 A	Towson	14 10	247 H	La Salle	6 18		
			194 N	Northeastern	4 3				250 H	Delaware St.	9 8		
			205 H	James Madison	5 7				276 N	Manhattan	2 7		

Non-Div. I Games: Wilmington (DE) 3 9

Delaware

Delaware

205	H	James Madison	11	5
205	H	James Madison	13	9

RPI	S	Opponent	Score	
276	N	Manhattan	4	3
285	H	Rider	11	5
285	H	Rider	11	1
285	H	Rider	1	4

Delaware

D  
e  
l  
a  
w  
a  
r  
e

D  
e  
l  
a  
w  
a  
r  
e

Average RPI Win:	177	WON-LOST	WINNING	LAST 15	STRENGTH OF	OPP. STRENGTH	TEAM	ADJ	CONF.	ADJ CONF.		
Average RPI Loss:	113	RECORD	PCT. RANK	GAMES	SCHEDULE	OF SCHEDULE	RPI	RPI	RPI	RPI		
DIV. I ONLY		22-27-0	.44898	184	3-11-0	135	178	162	.49066	162	7	7
DIV. I NON-CONF.		16-9-0	.64	53	1-1-0	254	272	122	.50863	122	8	8
<hr/>												
TOTALS	RPI 1-25	RPI 26-50		W-L RECORDS		RPI 51-100		RPI 101-150		RPI 150+		
22-27-0	0-0-0	2-6-0		OVERALL		2-8-0		3-5-0		15-8-0		
5-12-0	0-0-0	1-5-0		HOME		0-0-0		1-3-0		3-4-0		
10-11-0	0-0-0	0-0-0		AWAY		0-6-0		2-1-0		8-4-0		
7-4-0	0-0-0	1-1-0		NEUTRAL		2-2-0		0-1-0		4-0-0		
16-9-0	0-0-0	0-0-0		NON-CONFERENCE		1-0-0		2-2-0		13-7-0		
3-5-0	0-0-0	0-0-0		HOME		0-0-0		0-1-0		3-4-0		
8-4-0	0-0-0	0-0-		AWAY		0-0-0		2-1-0		6-3-0		
5-0-0	0-0-0	0-0-0		NEUTRAL		1-0-0		0-0-0		4-0-0		
6-18-0	0-0-0	2-6-0		CONFERENCE		1-8-0		1-3-0		2-1-0		
2-7-0	0-0-0	1-5-0		HOME		0-0-0		1-2-0		0-0-0		
2-7-0	0-0-0	0-0-0		AWAY		0-6-0		0-0-0		2-1-0		
2-4-0	0-0-0	1-1-0		NEUTRAL		1-2-0		0-1-0		0-0-0		
RPI	S	Opponent	Score	RPI	S	Opponent	Score	RPI	S	Opponent	Score	
				32	H	Indiana St.	2 9	79	A	Wichita St.	0 7	
				32	H	Indiana St.	2 1	79	A	Wichita St.	3 4	
				32	H	Indiana St.	3 4	79	A	Wichita St.	4 8	
				32	N	Indiana St.	6 2	80	A	Evansville	2 5	
				37	H	Dallas Baptist	7 9	80	A	Evansville	2 12	
				37	H	Dallas Baptist	2 8	80	A	Evansville	4 5	
				37	H	Dallas Baptist	6 17	87	N	Illinois St.	6 7	
				37	N	Dallas Baptist	5 6	87	N	Illinois St.	1 13	
								87	N	Illinois St.	3 1	
								91	N	Xavier	15 5	
			</									

Non-Div. I Games: Robert Morris-S'fiel 11 0 Ill.-Springfield 5 3

Bradley

32 H Indiana St.	2	9
79 A Wichita St.	4	8

RPI	S	Opponent	Score	
254	H	Ill.-Chicago	5	9
291	A	Alcorn	13	4
291	A	Alcorn	9	4
291	A	Alcorn	12	4

Bradley

B  
r  
a  
d  
l  
e  
y

B  
r  
a  
d  
l  
e  
y

Average RPI Win: 147		WON-LOST	WINNING	LAST 15	STRENGTH OF		OPP. STRENGTH	TEAM	ADJ	CONF.	ADJ CONF.
Average RPI Loss: 110		RECORD	PCT. RANK	GAMES	SCHEDULE		OF SCHEDULE	RPI	RPI	RPI	RPI
DIV. I ONLY		22-31-0	.41509	212	7-8-0		97	101	163	.49012	163
DIV. I NON-CONF.		16-13-0	.55172	103	4-2-0		146	182	103	.51664	103
TOTALS		RPI 1-25	RPI 26-50		W-L RECORDS		RPI 51-100		RPI 101-150		RPI 150+
22-31-0		1-7-0	0-3-0		OVERALL		2-5-0		12-10-0		7-6-0
13-9-0		1-2-0	0-0-0		HOME		1-0-0		6-5-0		5-2-0
7-17-0		0-5-0	0-3-0		AWAY		1-4-0		4-3-0		2-2-0
2-5-0		0-0-0	0-0-0		NEUTRAL		0-1-0		2-2-0		0-2-0
16-13-0		0-2-0	0-0-0		NON-CONFERENCE		2-2-0		8-5-0		6-4-0
8-2-0		0-0-0	0-0-0		HOME		1-0-0		2-0-0		5-2-0
6-6-0		0-2-0	0-0-		AWAY		1-1-0		4-3-0		1-0-0
2-5-0		0-0-0	0-0-0		NEUTRAL		0-1-0		2-2-0		0-2-0
6-18-0		1-5-0	0-3-0		CONFERENCE		0-3-0		4-5-0		1-2-0
5-7-0		1-2-0	0-0-0		HOME		0-0-0		4-5-0		0-0-0
1-11-0		0-3-0	0-3-0		AWAY		0-3-0		0-0-0		1-2-0
0-0-0		0-0-0	0-0-0		NEUTRAL		0-0-0		0-0-0		0-0-0
RPI S	Opponent	Score	RPI S	Opponent	Score	RPI S	Opponent	Score	RPI S	Opponent	Score
5 H	Houston	3 0	50 A	UCF	1 7	81 A	Wake Forest	5 0	111 A	Miami (OH)	7 4
5 H	Houston	1 15	50 A	UCF	1 5	89 A	Rutgers	4 5	111 H	Miami (OH)	8 7
5 H	Houston	4 11	50 A	UCF	4 7	89 A	Rutgers	1 4	115 H	Memphis	5 1
18 A	Louisville	0 10				89 A	Rutgers	1 3	115 H	Memphis	8 5
18 A	Louisville	1 5				91 A	Xavier	3 6	115 H	Memphis	2 11
18 A	Louisville	1 5				91 H	Xavier	2 0	124 H	Wright St.	12 3
20 A	Kentucky	0 7				98 N	Radford	5 6	124 N	Wright St.	8 7
20 A	Kentucky	4 11							129 A	Ohio St.	3 11
									132 H	UConn	3 1
									132 H	UConn	3 14
									132 H	UConn	2 7
									139 N	Missouri	11 5
									142 H	South Fla.	3 2
									142 H	South Fla.	6 7
									142 H	South Fla.	1 2
									144 N	Elon	1 3
									144 N	Elon	5 6
									145 A	Virginia Tech	6 9
									145 A	Virginia Tech	1 4
									148 A	Army	4 3
									148 A	Army	15 3
									148 A	Army	3 2
									172 H	Akron	8 5
									172 H	Akron	4 2
									172 H	Akron	0 8
									200 H	Toledo	12 7
									216 A	Dayton	18 5
			LAST 15 GAMES								
			18 A	Louisville	0 10	200 H	Toledo	12 7			
			18 A	Louisville	1 5	148 A	Army	15 3			
			18 A	Louisville	1 5	148 A	Army	3 2			
			129 A	Ohio St.	3 11						
			115 H	Memphis	8 5						

Non-Div. I Games:

Cincinnati

115	H	Memphis	2	11
115	H	Memphis	5	1

RPI	S	Opponent	Score	
218	N	UMass Lowell	2	6
218	N	UMass Lowell	0	1
221	A	Temple	2	7
221	A	Temple	5	7
221	A	Temple	11	5
261	H	Youngstown St.	1	0
261	H	Youngstown St.	12	9
265	H	Eastern Mich.	4	5

Utah Valley						Through Games Of 6-25-14 (FINAL)																							
Average RPI Win:		204	WON-LOST RECORD			WINNING PCT. RANK			LAST 15 GAMES			STRENGTH OF SCHEDULE			OPP. STRENGTH OF SCHEDULE			TEAM RPI			ADJ RPI			CONF. RPI			ADJ CONF. RPI		
DIV. I ONLY			28-30-0			.48276 152			8-7-0			220			206			164			.48941 164			27			27		
DIV. I NON-CONF.			9-17-0			.34615 234			1-1-0			89			32			118			.51067 118			29			29		
TOTALS		RPI 1-25		RPI 26-50		W-L RECORDS		RPI 51-100		RPI 101-150		RPI 150+																	
28-30-0		0-3-0		3-4-0		OVERALL		1-0-0		4-12-0		20-11-0																	
10-7-0		0-0-0		0-0-0		HOME		0-0-0		0-0-0		10-7-0																	
15-21-0		0-3-0		3-4-0		AWAY		1-0-0		4-10-0		7-4-0																	
3-2-0		0-0-0		0-0-0		NEUTRAL		0-0-0		0-2-0		3-0-0																	
9-17-0		0-3-0		3-4-0		NON-CONFERENCE		1-0-0		2-6-0		3-4-0																	
1-1-0		0-0-0		0-0-0		HOME		0-0-0		0-0-0		1-1-0																	
8-16-0		0-3-0		3-0-		AWAY		1-0-0		2-6-0		2-3-0																	
0-0-0		0-0-0		0-0-0		NEUTRAL		0-0-0		0-0-0		0-0-0																	
19-13-0		0-0-0		0-0-0		CONFERENCE		0-0-0		2-6-0		17-7-0																	
9-6-0		0-0-0		0-0-0		HOME		0-0-0		0-0-0		9-6-0																	
7-5-0		0-0-0		0-0-0		AWAY		0-0-0		2-4-0		5-1-0																	
3-2-0		0-0-0		0-0-0		NEUTRAL		0-0-0		0-2-0		3-0-0																	
RPI	S	Opponent			Score		RPI	S	Opponent			Score		RPI	S	Opponent			Score		RPI	S	Opponent			Score			
22	A	Pepperdine			0 5		30	A	Long Beach St.			3 7		69	A	New Mexico			12 8		119	A	Loyola Marymount			1 2			
22	A	Pepperdine			8 11		30	A	Long Beach St.			0 12									119	A	Loyola Marymount			5 3			
22	A	Pepperdine			2 9		30	A	Long Beach St.			13 8									119	A	Loyola Marymount			2 9			
							35	A	UNLV			3 8									130	A	Sacramento St.			6 0			
							37	A	Dallas Baptist			1 4									130	A	Sacramento St.			0 10			
							37	A	Dallas Baptist			6 3									130	A	Sacramento St.			0 5			
							37	A	Dallas Baptist			10 5									130	N	Sacramento St.			3 10			
																					130	N	Sacramento St.			3 10			
																					131	A	Nevada			2 4			
																					141	A	Grand Canyon			5 9			
																					141	A	Grand Canyon			9 7			
																					141	A	Grand Canyon			2 5			
																					147	A	Pacific			8 5			
																					147	A	Pacific			2 5			
																					147	A	Pacific			5 9			
																					147	A	Pacific			2 4			
																					181	A	CSUN			1 7			
																					185	A	Utah			3 7			
																					185	H	Utah			12 8			
																					189	A	BYU			8 3			
																					189	H	BYU			4 6			
																					198	A	Arizona			5 2			
																					198	A	Arizona			7 8			
																					214	H	Tex.-Pan American			14 11			
																					214	H	Tex.-Pan American			0 13			
																					214	H	Tex.-Pan American			2 6			
																					214	N	Tex.-Pan American			9 2			

Non-Div. I Games:

Utah Valley



141 A Grand Canyon	5	9
141 A Grand Canyon	9	7

RPI	S	Opponent	Score	
219	H	Seattle	8	2
219	H	Seattle	9	4
219	H	Seattle	9	10
244	H	Bakersfield	4	10
244	H	Bakersfield	4	2
244	H	Bakersfield	4	1
244	N	Bakersfield	5	2
262	A	New Mexico St.	8	1
262	A	New Mexico St.	3	11
262	A	New Mexico St.	4	1
262	N	New Mexico St.	11	10
272	H	North Dakota	8	5
272	H	North Dakota	1	10
272	H	North Dakota	4	10
292	A	Chicago St.	7	2
292	A	Chicago St.	7	3
292	A	Chicago St.	5	4
297	H	Northern Colo.	8	1
297	H	Northern Colo.	9	4
297	H	Northern Colo.	12	1

U  
t  
a  
h  
v  
a  
l  
l  
e  
y

U  
t  
a  
h  
v  
a  
l  
l  
e  
y

[illegible]

**Non-Div. I Games:**

Jacksonville

263	H	Northern Ky.	7	6
86	H	Ga. Southern	9	10

RPI	S	Opponent	Score	
264	A	USC Upstate	11	7

Jacksonville

J  
a  
c  
k  
s  
o  
n  
v  
i  
l  
l  
e

J  
a  
c  
k  
s  
o  
n  
v  
i  
l  
l  
e

Average RPI Win: 160		WON-LOST	WINNING	LAST 15	STRENGTH OF		OPP. STRENGTH	TEAM	ADJ	CONF.	ADJ CONF.
Average RPI Loss: 93		RECORD	PCT. RANK	GAMES	SCHEDULE		OF SCHEDULE	RPI	RPI	RPI	RPI
DIV. I ONLY		20-35-0	.36364	244	4-11-0		69	100	166	.48915	166
DIV. I NON-CONF.		8-19-0	.2963	259	0-3-0		41	13	174	.48915	174
TOTALS		RPI 1-25	RPI 26-50		W-L RECORDS		RPI 51-100		RPI 101-150		RPI 150+
20-35-0		2-6-0	0-7-0		OVERALL		2-8-0		7-8-0		9-6-0
8-15-0		0-2-0	0-1-0		HOME		0-5-0		4-5-0		4-2-0
11-19-0		2-3-0	0-6-0		AWAY		2-3-0		3-3-0		4-4-0
1-1-0		0-1-0	0-0-0		NEUTRAL		0-0-0		0-0-0		1-0-0
8-19-0		2-6-0	0-4-0		NON-CONFERENCE		2-8-0		0-0-0		4-1-0
3-8-0		0-2-0	0-1-0		HOME		0-5-0		0-0-0		3-0-0
5-10-0		2-3-0	0-0-0		AWAY		2-3-0		0-0-0		1-1-0
0-1-0		0-1-0	0-0-0		NEUTRAL		0-0-0		0-0-0		0-0-0
12-16-0		0-0-0	0-3-0		CONFERENCE		0-0-0		7-8-0		5-5-0
5-7-0		0-0-0	0-0-0		HOME		0-0-0		4-5-0		1-2-0
6-9-0		0-0-0	0-3-0		AWAY		0-0-0		3-3-0		3-3-0
1-0-0		0-0-0	0-0-0		NEUTRAL		0-0-0		0-0-0		1-0-0
RPI S	Opponent	Score	RPI S	Opponent	Score	RPI S	Opponent	Score	RPI S	Opponent	Score
7 H	TCU	4 14	29 A	Arkansas	2 7	66 A	Creighton	8 10	109 H	Central Ark.	4 8
12 A	Texas Tech	6 3	31 A	Texas A&M	3 12	69 H	New Mexico	6 9	109 H	Central Ark.	9 6
12 A	Texas Tech	4 20	34 A	Sam Houston St.	1 12	69 H	New Mexico	3 6	109 H	Central Ark.	5 4
12 H	Texas Tech	4 5	34 A	Sam Houston St.	7 16	79 A	Wichita St.	0 6	114 A	A&M-Corpus Christi	12 10
19 N	Oklahoma St.	1 3	34 A	Sam Houston St.	4 5	79 A	Wichita St.	3 4	114 A	A&M-Corpus Christi	7 6
24 A	Alabama	0 8	37 A	Dallas Baptist	6 7	79 A	Wichita St.	1 0	114 A	A&M-Corpus Christi	8 9
24 A	Alabama	2 1	37 H	Dallas Baptist	10 20	95 H	Oral Roberts	0 4	117 A	Northwestern St.	3 5
24 A	Alabama	2 3				95 H	Oral Roberts	1 11	117 A	Northwestern St.	4 5
						95 H	Oral Roberts	1 7	117 A	Northwestern St.	7 5
						97 A	Texas-Arlington	14 9	133 H	Nicholls St.	4 3
									133 H	Nicholls St.	3 5
									133 H	Nicholls St.	3 5
									138 H	McNeese St.	4 5
									138 H	McNeese St.	5 1
									138 H	McNeese St.	7 10
									156 A	UALR	3 1
									160 H	Lamar	10 2
									160 H	Lamar	4 5
									160 H	Lamar	3 7
									177 A	Omaha	4 10
									201 A	Houston Baptist	10 3
									201 A	Houston Baptist	4 3
									201 A	Houston Baptist	5 6
									269 N	Incarinate Word	12 5
									287 A	Abilene Christian	12 8
									287 A	Abilene Christian	6 8
									287 A	Abilene Christian	0 3
LAST 15 GAMES			LAST 15 GAMES			LAST 15 GAMES			LAST 15 GAMES		
201 A	Houston Baptist	4 3	133 H	Nicholls St.	4 3	201 A	Houston Baptist	7 16	269 N	Incarinate Word	12 5
201 A	Houston Baptist	10 3	34 A	Sam Houston St.	1 12	287 A	Abilene Christian	6 8	287 A	Abilene Christian	0 3
201 A	Houston Baptist	5 6									
177 A	Omaha	4 10									
66 A	Creighton	8 10									

Non-Div. I Games:

Stephen F. Austin

133 H Nicholls St.	3	5
133 H Nicholls St.	3	5

RPI	S	Opponent	Score	
290	H	UT Martin	1	0
290	H	UT Martin	10	6
290	H	UT Martin	9	4

Stephen F. Austin

S  
t  
e  
p  
h  
e  
n  
F  
.  
A  
u  
s  
t  
i  
n

S  
t  
e  
p  
h  
e  
n  
F  
.  
A  
u  
s  
t  
i  
n

Average RPI Win: 250		WON-LOST RECORD		WINNING PCT. RANK		LAST 15 GAMES		STRENGTH OF SCHEDULE		OPP. STRENGTH OF SCHEDULE		TEAM RPI		ADJ RPI		CONF. RPI		ADJ CONF. RPI	
Average RPI Loss: 150																			
DIV. I ONLY		37-20-0		.64912 41		9-6-0		291		265		167		.48831 167		31		31	
DIV. I NON-CONF.		13-16-0		.44828 185		1-4-0		159		152		183		.48671 183		30		31	
TOTALS		RPI 1-25		RPI 26-50		W-L RECORDS		RPI 51-100		RPI 101-150		RPI 150+							
37-20-0		1-2-0		0-2-0		OVERALL		2-4-0		2-2-0		32-10-0							
19-8-0		0-0-0		0-1-0		HOME		0-3-0		0-0-0		19-4-0							
15-11-0		1-2-0		0-1-0		AWAY		2-1-0		2-2-0		10-5-0							
3-1-0		0-0-0		0-0-0		NEUTRAL		0-0-0		0-0-0		3-1-0							
13-16-0		1-2-0		0-2-0		NON-CONFERENCE		2-4-0		2-2-0		8-6-0							
7-7-0		0-0-0		0-1-0		HOME		0-3-0		0-0-0		7-3-0							
6-9-0		1-2-0		0-0-		AWAY		2-1-0		2-2-0		1-3-0							
0-0-0		0-0-0		0-0-0		NEUTRAL		0-0-0		0-0-0		0-0-0							
24-4-0		0-0-0		0-0-0		CONFERENCE		0-0-0		0-0-0		24-4-0							
12-1-0		0-0-0		0-0-0		HOME		0-0-0		0-0-0		12-1-0							
9-2-0		0-0-0		0-0-0		AWAY		0-0-0		0-0-0		9-2-0							
3-1-0		0-0-0		0-0-0		NEUTRAL		0-0-0		0-0-0		3-1-0							
RPI S	Opponent	Score		RPI S	Opponent	Score		RPI S	Opponent	Score		RPI S	Opponent	Score					
17 A	Miami (FL)	1	11	47 A	Mercer	8	13	71 A	Samford	23	7	147 A	Pacific	3	5				
17 A	Miami (FL)	3	6	47 H	Mercer	4	12	71 H	Samford	6	8	147 A	Pacific	5	2				
17 A	Miami (FL)	6	5					73 A	Auburn	9	3	147 A	Pacific	3	0				
								73 A	Auburn	5	6	147 A	Pacific	2	8				
								78 H	UAB	1	13	153 A	South Ala.	5	0				
								92 H	Jacksonville St.	5	11	153 H	South Ala.	11	12				
												193 A	Troy	5	8				
												193 H	Troy	5	8				
												212 H	Eastern Ky.	2	8				
												212 H	Eastern Ky.	11	3				
												212 H	Eastern Ky.	8	2				
												217 A	Florida A&M	1	2				
												217 A	Florida A&M	3	4				
												251 A	Jackson St.	6	1				
												251 A	Jackson St.	9	7				
												251 A	Jackson St.	8	6				
												251 H	Jackson St.	11	6				
												251 H	Jackson St.	11	2				
												251 H	Jackson St.	4	5				
												251 N	Jackson St.	8	9				
												261 H	Youngstown St.	8	3				
												261 H	Youngstown St.	11	2				
												286 H	N.C. Central	9	8				
												286 H	N.C. Central	3	2				
												286 H	N.C. Central	14	1				
												289 A	Alabama A&M	11	1				
												289 A	Alabama A&M	4	5				
LAST 15 GAMES																			
				251 N	Jackson St.	8	9	153 H	South Ala.	11	12								
				299 N	Grambling	15	6	251 H	Jackson St.	11	6								
				291 N	Alcorn	6	2	251 H	Jackson St.	4	5								
				299 N	Grambling	11	10												
				17 A	Miami (FL)	3	6												

Non-Div. I Games:

Alabama St.

17	A	Miami (FL)	6	5
17	A	Miami (FL)	1	11

RPI	S	Opponent	Score	
289	A	Alabama A&M	15	5
289	H	Alabama A&M	6	2
289	H	Alabama A&M	11	1
289	H	Alabama A&M	6	2
291	A	Alcorn	3	6
291	A	Alcorn	11	3
291	A	Alcorn	12	1
291	H	Alcorn	12	2
291	H	Alcorn	7	4
291	H	Alcorn	7	5
291	N	Alcorn	6	2
299	N	Grambling	11	10
299	N	Grambling	15	6
300	A	Mississippi Val.	7	2
300	A	Mississippi Val.	6	1
300	H	Mississippi Val.	4	0
300	H	Mississippi Val.	6	0
300	H	Mississippi Val.	6	3
300	H	Mississippi Val.	9	7

Average RPI Win:	145	WON-LOST	WINNING	LAST 15	STRENGTH OF	OPP. STRENGTH	TEAM	ADJ	CONF.	ADJ CONF.		
Average RPI Loss:	90	RECORD	PCT. RANK	GAMES	SCHEDULE	OF SCHEDULE	RPI	RPI	RPI	RPI		
DIV. I ONLY	19-31-1	.38235	238	8-7-0	49	115	168	.48747	168	8	8	
DIV. I NON-CONF.	9-12-1	.43182	196	2-1-0	45	207	181	.48727	181	10	10	
<hr/>												
TOTALS	RPI 1-25	RPI 26-50		W-L RECORDS		RPI 51-100		RPI 101-150		RPI 150+		
19-31-1	0-0-0	1-3-0		OVERALL		7-24-1		4-1-0		7-3-0		
11-18-1	0-0-0	0-0-0		HOME		6-17-1		2-0-0		3-1-0		
8-13-0	0-0-0	1-3-0		AWAY		1-7-0		2-1-0		4-2-0		
0-0-0	0-0-0	0-0-0		NEUTRAL		0-0-0		0-0-0		0-0-0		
<hr/>												
9-12-1	0-0-0	0-1-0		NON-CONFERENCE		5-8-1		0-0-0		4-3-0		
8-7-1	0-0-0	0-0-0		HOME		5-6-1		0-0-0		3-1-0		
1-5-0	0-0-0	0-0-		AWAY		0-2-0		0-0-0		1-2-0		
0-0-0	0-0-0	0-0-0		NEUTRAL		0-0-0		0-0-0		0-0-0		
<hr/>												
10-19-0	0-0-0	1-2-0		CONFERENCE		2-16-0		4-1-0		3-0-0		
3-11-0	0-0-0	0-0-0		HOME		1-11-0		2-0-0		0-0-0		
7-8-0	0-0-0	1-2-0		AWAY		1-5-0		2-1-0		3-0-0		
0-0-0	0-0-0	0-0-0		NEUTRAL		0-0-0		0-0-0		0-0-0		
<hr/>												
RPI	S	Opponent	Score	RPI	S	Opponent	Score	RPI	S	Opponent	Score	
				41	A	Col. of Charleston	2 5	62	A	High Point	3 4	
				43	A	Old Dominion	2 6	64	H	Southern Miss.	8 0	
				43	A	Old Dominion	11 4	64	H	Southern Miss.	2 7	
				43	A	Old Dominion	2 7	64	H	Southern Miss.	2 5	
								66	H	Creighton	6 7	
								66	H	Creighton	1 3	
								66	H	Creighton	5 5	
								68	H	Canisius	1 10	
								68	H	Canisius	4 3	
								68	H	Canisius	6 0	
								74	H	East Carolina	2 5	
								74	H	East Carolina	5 8	
								74	H	East Carolina	3 5	
								78	H	UAB	2 12	
								78	H	UAB	2 6	
								78	H	UAB	1 3	
								80	H	Evansville	2 4	
								80	H	Evansville	2 10	
								80	H	Evansville	4 1	
								80	H	Evansville	2 3	
<hr/>												
LAST 15 GAMES												
				64	H	Southern Miss.	2 5					
				64	H	Southern Miss.	2 7					
				64	H	Southern Miss.	8 0					
				199	H	Winthrop	5 4					
				243	A	Louisiana Tech	7 3					

Non-Div. I Games:

Charlotte



				RPI	S	Opponent	Score		
243	A	Louisiana Tech	5	4	81	A	Wake Forest	3	8
243	A	Louisiana Tech	8	2	81	H	Wake Forest	12	4
					85	H	VCU	5	4
					88	H	FIU	4	10
					88	H	FIU	0	8
					88	H	FIU	0	7
					90	A	Middle Tenn.	2	6
					90	A	Middle Tenn.	1	9
					90	A	Middle Tenn.	6	7
					99	A	Fla. Atlantic	2	3
					99	A	Fla. Atlantic	0	8
					99	A	Fla. Atlantic	11	1

## Appalachian St.

## Through Games Of 6-25-14 (FINAL)

Average RPI Win: 171		WON-LOST	WINNING	LAST 15	STRENGTH OF		OPP. STRENGTH	TEAM	ADJ	CONF.	ADJ CONF.				
Average RPI Loss: 99		RECORD	PCT. RANK	GAMES	SCHEDULE		OF SCHEDULE	RPI	RPI	RPI	RPI				
DIV. I ONLY		21-34-0	.38182	239	5-10-0		92	112	169	.48731	169				
DIV. I NON-CONF.		8-18-0	.30769	256	1-0-0		160	45	234	.45902	233				
TOTALS		RPI 1-25	RPI 26-50		W-L RECORDS		RPI 51-100		RPI 101-150		RPI 150+				
21-34-0		0-1-0	0-4-0		OVERALL		3-16-0		5-5-0		13-8-0				
11-7-0		0-0-0	0-0-0		HOME		0-1-0		1-2-0		10-4-0				
7-21-0		0-1-0	0-4-0		AWAY		2-13-0		2-2-0		3-1-0				
3-6-0		0-0-0	0-0-0		NEUTRAL		1-2-0		2-1-0		0-3-0				
8-18-0		0-1-0	0-4-0		NON-CONFERENCE		0-8-0		3-1-0		5-4-0				
4-3-0		0-0-0	0-0-0		HOME		0-1-0		0-0-0		4-2-0				
2-11-0		0-1-0	0-0-		AWAY		0-6-0		1-0-0		1-0-0				
2-4-0		0-0-0	0-0-0		NEUTRAL		0-1-0		2-1-0		0-2-0				
13-16-0		0-0-0	0-0-0		CONFERENCE		3-8-0		2-4-0		8-4-0				
7-4-0		0-0-0	0-0-0		HOME		0-0-0		1-2-0		6-2-0				
5-10-0		0-0-0	0-0-0		AWAY		2-7-0		1-2-0		2-1-0				
1-2-0		0-0-0	0-0-0		NEUTRAL		1-1-0		0-0-0		0-1-0				
RPI S	Opponent	Score		RPI S	Opponent	Score		RPI S	Opponent	Score		RPI S	Opponent	Score	
15 A	South Carolina	1	2	29 A	Arkansas	2	12	53 A	Tennessee	3	5	101 H	Davidson	0	12
				29 A	Arkansas	6	7	54 A	Western Caro.	4	7	101 H	Davidson	14	6
				29 A	Arkansas	3	8	54 A	Western Caro.	10	20	101 H	Davidson	9	15
				45 A	North Carolina	1	12	54 A	Western Caro.	9	10	108 N	Michigan	3	4
								55 A	Clemson	1	2	108 N	Michigan	4	1
								59 A	North Carolina St.	5	6	127 N	Kent St.	8	0
								59 A	North Carolina St.	0	7	144 A	Elon	10	4
								59 A	North Carolina St.	1	3	144 A	Elon	2	4
								62 H	High Point	5	6	144 A	Elon	2	6
								63 N	Campbell	4	8	145 A	Virginia Tech	11	0
								71 A	Samford	10	16	178 H	Furman	6	5
								71 A	Samford	2	5	178 H	Furman	11	7
								71 A	Samford	6	3	178 H	Furman	2	9
								81 A	Wake Forest	2	4	178 N	Furman	1	3
								86 A	Ga. Southern	7	10	180 H	Notre Dame	9	13
								86 A	Ga. Southern	4	7	180 N	Notre Dame	3	4
								86 A	Ga. Southern	3	2	187 A	East Tenn. St.	9	5
								86 N	Ga. Southern	1	2	187 H	East Tenn. St.	7	6
								86 N	Ga. Southern	3	2	188 A	Wofford	13	4
												188 A	Wofford	3	4
												188 A	Wofford	12	5
												192 H	Citadel	2	8
												192 H	Citadel	10	6
												192 H	Citadel	6	5
												208 H	UNC Greensboro	15	4
												208 H	UNC Greensboro	4	2
												213 H	Gardner-Webb	6	10
LAST 15 GAMES															
				86 N	Ga. Southern	1	2	71 A	Samford	2	5				
				178 N	Furman	1	3	71 A	Samford	6	3				
				86 N	Ga. Southern	3	2	71 A	Samford	10	16				
				178 H	Furman	6	5								
				178 H	Furman	11	7								

Non-Div. I Games:

Appalachian St.

178	H	Furman	2	9
187	A	East Tenn. St.	9	5

RPI	S	Opponent	Score	
261	N	Youngstown St.	1	2
271	H	UNC Asheville	7	2
271	H	UNC Asheville	7	5
271	H	UNC Asheville	9	2

Appalachian St.

A  
P  
P  
a  
l  
a  
c  
h  
i  
a  
n  
S  
t  
.

A  
P  
P  
a  
l  
a  
c  
h  
i  
a  
n  
S  
t  
.

Average RPI Win:		147	WON-LOST RECORD		WINNING PCT. RANK		LAST 15 GAMES		STRENGTH OF SCHEDULE		OPP. STRENGTH OF SCHEDULE		TEAM RPI		ADJ RPI		CONF. RPI		ADJ CONF. RPI				
DIV. I ONLY			24-31-0		.43636 198		7-8-0		106		78		170		.4873 170		11		11				
DIV. I NON-CONF.			13-12-0		.52 133		1-2-0		99		99		133		.50404 133		11		11				
TOTALS		RPI 1-25		RPI 26-50		W-L RECORDS		RPI 51-100		RPI 101-150		RPI 150+											
24-31-0		1-5-0		1-3-0		OVERALL		7-11-0		2-4-0		13-8-0											
18-14-0		0-0-0		1-1-0		HOME		6-7-0		1-2-0		10-4-0											
6-17-0		1-5-0		0-2-0		AWAY		1-4-0		1-2-0		3-4-0											
0-0-0		0-0-0		0-0-0		NEUTRAL		0-0-0		0-0-0		0-0-0											
13-12-0		1-2-0		1-3-0		NON-CONFERENCE		4-5-0		0-0-0		7-2-0											
10-7-0		0-0-0		1-1-0		HOME		3-4-0		0-0-0		6-2-0											
3-5-0		1-2-0		0-0-		AWAY		1-1-0		0-0-0		1-0-0											
0-0-0		0-0-0		0-0-0		NEUTRAL		0-0-0		0-0-0		0-0-0											
11-19-0		0-3-0		0-0-0		CONFERENCE		3-6-0		2-4-0		6-6-0											
8-7-0		0-0-0		0-0-0		HOME		3-3-0		1-2-0		4-2-0											
3-12-0		0-3-0		0-0-0		AWAY		0-3-0		1-2-0		2-4-0											
0-0-0		0-0-0		0-0-0		NEUTRAL		0-0-0		0-0-0		0-0-0											
RPI	S	Opponent		Score		RPI	S	Opponent		Score		RPI	S	Opponent		Score							
4	A	Ole Miss		0	3	36	A	Georgia Tech		3	7	52	A	Kennesaw St.		0	3						
4	A	Ole Miss		1	9	36	H	Georgia Tech		4	9	52	H	Kennesaw St.		6	11						
4	A	Ole Miss		6	4	47	A	Mercer		5	6	56	H	Illinois		5	4						
6	A	La.-Lafayette		3	8	47	H	Mercer		8	7	56	H	Illinois		13	19						
6	A	La.-Lafayette		6	14							56	H	Illinois		10	6						
6	A	La.-Lafayette		3	5							58	A	Georgia		3	2						
												76	H	Arkansas St.		6	10						
												76	H	Arkansas St.		7	6						
												76	H	Arkansas St.		5	1						
												91	H	Xavier		10	11						
												91	H	Xavier		1	16						
												91	H	Xavier		7	6						
												93	A	Texas St.		2	4						
												93	A	Texas St.		1	8						
												93	A	Texas St.		1	4						
												97	H	Texas-Arlington		11	10						
												97	H	Texas-Arlington		3	6						
												97	H	Texas-Arlington		4	6						
LAST 15 GAMES																							
126 A Western Ky.						5	4	52 H Kennesaw St.						6	11	126 A Western Ky.						1	2
126 A Western Ky.						1	2	153 H South Ala.						15	10	263 H Northern Ky.						13	2
126 A Western Ky.						1	10	153 H South Ala.						7	4	263 H Northern Ky.						3	4
47 A Mercer						5	6									289 H Alabama A&M						19	6
156 A La.-Monroe						1	11									289 H Alabama A&M						19	3

Non-Div. I Games:	Oglethorpe	18	2
-------------------	------------	----	---

Georgia St.

156 A La.-Monroe	6	10
156 A La.-Monroe	6	5

G  
e  
o  
r  
g  
i  
a  
S  
t  
.

G  
e  
o  
r  
g  
i  
a  
S  
t  
.

B  
u  
f  
f  
a  
l  
o

Buffalo					Through Games Of 6-25-14 (FINAL)										
Average RPI Win:	194	WON-LOST RECORD	WINNING PCT. RANK	LAST 15 GAMES	STRENGTH OF SCHEDULE	OPP. STRENGTH OF SCHEDULE	TEAM RPI	ADJ RPI	CONF. RPI	ADJ CONF. RPI					
Average RPI Loss:	142														
DIV. I ONLY		26-26-0	.5	140	6-9-0	208	237	171	.48696	171	20	20			
DIV. I NON-CONF.		11-11-0	.5	147	2-1-0	217	271	162	.49366	162	18	18			
<hr/>															
TOTALS		RPI 1-25		RPI 26-50		W-L RECORDS		RPI 51-100		RPI 101-150		RPI 150+			
26-26-0	0-0-0	0-0-0		OVERALL		2-8-0		6-10-0		18-8-0					
9-8-0	0-0-0	0-0-0		HOME		1-3-0		1-5-0		7-0-0					
9-14-0	0-0-0	0-0-0		AWAY		0-4-0		3-5-0		6-5-0					
8-4-0	0-0-0	0-0-0		NEUTRAL		1-1-0		2-0-0		5-3-0					
<hr/>															
11-11-0	0-0-0	0-0-0		NON-CONFERENCE		1-7-0		1-1-0		9-3-0					
1-2-0	0-0-0	0-0-0		HOME		0-2-0		0-0-0		1-0-0					
4-7-0	0-0-0	0-0-		AWAY		0-4-0		1-1-0		3-2-0					
6-2-0	0-0-0	0-0-0		NEUTRAL		1-1-0		0-0-0		5-1-0					
<hr/>															
15-15-0	0-0-0	0-0-0		CONFERENCE		1-1-0		5-9-0		9-5-0					
8-6-0	0-0-0	0-0-0		HOME		1-1-0		1-5-0		6-0-0					
5-7-0	0-0-0	0-0-0		AWAY		0-0-0		2-4-0		3-3-0					
2-2-0	0-0-0	0-0-0		NEUTRAL		0-0-0		2-0-0		0-2-0					
<hr/>															
RPI S	Opponent	Score	RPI S	Opponent	Score	RPI S	Opponent	Score	RPI S	Opponent	Score				
						54 N	Western Caro.	5 4	111 H	Miami (OH)	4 5				
						58 A	Georgia	10 11	111 H	Miami (OH)	7 9				
						60 H	Ball St.	2 5	111 H	Miami (OH)	8 9				
						60 H	Ball St.	14 13	111 N	Miami (OH)	4 0				
						68 A	Canisius	11 12	111 N	Miami (OH)	6 5				
						68 A	Canisius	11 12	123 A	VMI	0 2				
						68 H	Canisius	1 2	123 A	VMI	6 5				
						68 H	Canisius	3 15	127 A	Kent St.	6 0				
						85 A	VCU	0 1	127 A	Kent St.	4 7				
						89 N	Rutgers	3 6	127 A	Kent St.	4 8				
												128 A	Central Mich.	3 6	
												128 A	Central Mich.	11 3	
												128 A	Central Mich.	5 6	
												140 H	Bowling Green	5 8	
												140 H	Bowling Green	8 1	
												140 H	Bowling Green	1 7	
												172 H	Akron	3 2	
												172 H	Akron	6 3	
												172 H	Akron	11 6	
												172 N	Akron	4 5	
												172 N	Akron	1 7	
												183 N	North Florida	3 4	
												190 H	Western Mich.	5 4	
												190 H	Western Mich.	8 7	
												190 H	Western Mich.	7 3	
220 A	Northern Ill.	3 2													
220 A	Northern Ill.	3 1													
<hr/>															
					LAST 15 GAMES										
			172 N Akron			4 5	111 H Miami (OH)			4 5					
			111 N Miami (OH)			4 0	111 H Miami (OH)			7 9					
			172 N Akron			1 7	111 H Miami (OH)			8 9					
			111 N Miami (OH)			6 5									
			140 H Bowling Green			1 7									

B  
u  
f  
f  
a  
l  
o

Non-Div. I Games:

Buffalo

Buffalo

140 H Bowling Green	5	8
140 H Bowling Green	8	1

Through Games Of 6-25-14 (FINAL)

RPI	S	Opponent	Score	
220	A	Northern Ill.	9	15
238	N	Quinnipiac	10	1
240	N	Lafayette	2	1
255	A	Norfolk St.	7	1
257	N	Villanova	4	2
258	A	Niagara	10	9
258	A	Niagara	4	5
258	H	Niagara	10	6
283	A	St. Bonaventure	4	3
283	A	St. Bonaventure	4	6
294	A	Ohio	10	7
294	A	Ohio	3	4
294	A	Ohio	8	14
295	N	UMES	11	1
295	N	UMES	5	3

Buffalo

B  
u  
f  
f  
a  
l  
o

B  
u  
f  
f  
a  
l  
o

Average RPI Win: 197		WON-LOST RECORD	WINNING PCT. RANK	LAST 15 GAMES	STRENGTH OF SCHEDULE	OPP. STRENGTH OF SCHEDULE	TEAM RPI	ADJ RPI	CONF. RPI	ADJ CONF. RPI		
Average RPI Loss: 164												
DIV. I ONLY		28-29-0	.49123 146	7-8-0	221	254	172	.4865 172	20	20		
DIV. I NON-CONF.		12-13-0	.48 162	1-1-0	193	287	152	.4968 152	18	18		
<hr/>												
TOTALS		RPI 1-25		RPI 26-50		W-L RECORDS		RPI 51-100		RPI 101-150		RPI 150+
28-29-0		0-0-0		0-0-0		OVERALL		3-3-0		4-10-0		21-16-0
9-7-0		0-0-0		0-0-0		HOME		2-2-0		0-4-0		7-1-0
12-20-0		0-0-0		0-0-0		AWAY		1-1-0		3-5-0		8-14-0
7-2-0		0-0-0		0-0-0		NEUTRAL		0-0-0		1-1-0		6-1-0
<hr/>												
12-13-0		0-0-0		0-0-0		NON-CONFERENCE		2-1-0		1-2-0		9-10-0
2-2-0		0-0-0		0-0-0		HOME		1-0-0		0-1-0		1-1-0
6-10-0		0-0-0		0-0-		AWAY		1-1-0		1-1-0		4-8-0
4-1-0		0-0-0		0-0-0		NEUTRAL		0-0-0		0-0-0		4-1-0
<hr/>												
16-16-0		0-0-0		0-0-0		CONFERENCE		1-2-0		3-8-0		12-6-0
7-5-0		0-0-0		0-0-0		HOME		1-2-0		0-3-0		6-0-0
6-10-0		0-0-0		0-0-0		AWAY		0-0-0		2-4-0		4-6-0
3-1-0		0-0-0		0-0-0		NEUTRAL		0-0-0		1-1-0		2-0-0
<hr/>												
RPI S	Opponent	Score	RPI S	Opponent	Score	RPI S	Opponent	Score	RPI S	Opponent	Score	
						60 H	Ball St.	3 4	111 A	Miami (OH)	7 5	
						60 H	Ball St.	5 2	111 A	Miami (OH)	0 6	
						60 H	Ball St.	3 5	111 A	Miami (OH)	3 5	
						68 A	Canisius	8 5	124 A	Wright St.	9 5	
						68 H	Canisius	2 1	124 H	Wright St.	1 3	
						84 A	Duke	2 5	127 A	Kent St.	4 5	
									127 A	Kent St.	0 19	
									127 A	Kent St.	8 7	
									127 N	Kent St.	0 3	
									128 N	Central Mich.	9 6	
									129 A	Ohio St.	5 6	
									140 H	Bowling Green	1 8	
									140 H	Bowling Green	7 9	
									140 H	Bowling Green	5 11	
									151 N	Saint Louis	2 1	
									159 A	Pittsburgh	8 11	
									159 A	Pittsburgh	7 5	
									163 A	Cincinnati	5 8	
									163 A	Cincinnati	8 0	
									163 A	Cincinnati	2 4	
			171 A	Buffalo	2 3							
			LAST 15 GAMES						171 A	Buffalo	6 11	
									171 A	Buffalo	3 6	
									171 N	Buffalo	5 4	
									171 N	Buffalo	7 1	
									190 A	Western Mich.	8 2	
									199 A	Winthrop	2 6	

Non-Div. I Games:

Akron



127 A Kent St.	8	7
127 A Kent St.	4	5

RPI	S	Opponent	Score	
199	A	Winthrop	5	6
200	A	Toledo	3	2
200	A	Toledo	7	6
200	A	Toledo	3	4
216	H	Dayton	2	9
220	A	Northern Ill.	7	4
220	A	Northern Ill.	1	4
220	A	Northern Ill.	0	2
229	A	Marshall	2	5
236	A	Austin Peay	10	0
247	N	La Salle	8	7
247	N	La Salle	7	1
250	A	Delaware St.	11	10
250	A	Delaware St.	0	4
250	A	Delaware St.	1	13
261	H	Youngstown St.	5	0
265	H	Eastern Mich.	6	3
265	H	Eastern Mich.	6	0
265	H	Eastern Mich.	10	5
281	N	Milwaukee	13	5
281	N	Milwaukee	4	10
294	H	Ohio	8	0
294	H	Ohio	5	4
294	H	Ohio	7	1

Average RPI Win: 158		WON-LOST RECORD	WINNING PCT. RANK	LAST 15 GAMES	STRENGTH OF SCHEDULE	OPP. STRENGTH OF SCHEDULE	TEAM RPI	ADJ RPI	CONF. RPI	ADJ CONF. RPI	
Average RPI Loss: 57											
DIV. I ONLY		22-31-0	.41509 212	7-8-0	67	58	173	.48623 173	5	5	
DIV. I NON-CONF.		16-13-0	.55172 103	4-0-0	103	82	147	.50005 146	5	5	
TOTALS		RPI 1-25	RPI 26-50		W-L RECORDS		RPI 51-100		RPI 101-150		RPI 150+
22-31-0		3-11-0	0-10-0		OVERALL		7-4-0		2-2-0		10-4-0
17-19-0		2-8-0	0-7-0		HOME		5-2-0		2-2-0		8-0-0
5-12-0		1-2-0	0-3-0		AWAY		2-2-0		0-0-0		2-4-0
0-0-0		0-0-0	0-0-0		NEUTRAL		0-0-0		0-0-0		0-0-0
16-13-0		3-5-0	0-4-0		NON-CONFERENCE		3-2-0		2-2-0		8-0-0
15-9-0		2-2-0	0-4-0		HOME		3-1-0		2-2-0		8-0-0
1-4-0		1-3-0	0-0-		AWAY		0-1-0		0-0-0		0-0-0
0-0-0		0-0-0	0-0-0		NEUTRAL		0-0-0		0-0-0		0-0-0
6-18-0		0-6-0	0-6-0		CONFERENCE		4-2-0		0-0-0		2-4-0
2-10-0		0-6-0	0-3-0		HOME		2-1-0		0-0-0		0-0-0
4-8-0		0-0-0	0-3-0		AWAY		2-1-0		0-0-0		2-4-0
0-0-0		0-0-0	0-0-0		NEUTRAL		0-0-0		0-0-0		0-0-0
RPI S	Opponent	Score		RPI S	Opponent	Score		RPI S	Opponent	Score	
3 A	Texas	6	1	26 H	Oregon	5	6	51 A	UC Santa Barbara	7	8
3 A	Texas	1	4	26 H	Oregon	2	10	51 A	UC Santa Barbara	12	4
3 A	Texas	2	3	26 H	Oregon	2	3	51 A	UC Santa Barbara	3	1
3 A	Texas	2	3	26 H	Oregon	5	10	61 A	Southern California	4	10
16 H	Cal Poly	3	8	30 H	Long Beach St.	5	11	78 H	UAB	4	2
16 H	Cal Poly	3	4	30 H	Long Beach St.	1	3	78 H	UAB	3	2
16 H	Cal Poly	2	3	30 H	Long Beach St.	1	3	78 H	UAB	0	5
22 H	Pepperdine	1	2	48 A	Cal St. Fullerton	1	2	78 H	UAB	5	4
22 H	Pepperdine	6	1	48 A	Cal St. Fullerton	4	17	83 H	UC Riverside	5	1
22 H	Pepperdine	2	0	48 A	Cal St. Fullerton	0	1	83 H	UC Riverside	5	1
22 H	Pepperdine	3	7					83 H	UC Riverside	6	8
23 H	UC Irvine	2	3								
23 H	UC Irvine	8	15								
23 H	UC Irvine	1	7								
				LAST 15 GAMES							
				83 H	UC Riverside	5	1	30 H	Long Beach St.	5	11
				83 H	UC Riverside	6	8	30 H	Long Beach St.	1	3
				83 H	UC Riverside	5	1	302 H	NYIT	4	2
				186 A	UC Davis	3	12				
				186 A	UC Davis	2	5				

Non-Div. I Games:

Hawaii

186 A UC Davis	2	1
30 H Long Beach St.	1	3

H  
a  
w  
a  
i  
i

H  
a  
w  
a  
i  
i



189	A	BYU	5	1
189	A	BYU	2	16

RPI	S	Opponent	Score	
195	H	San Jose St.	7	10
233	H	Penn St.	5	6
233	H	Penn St.	10	5
233	H	Penn St.	6	3
260	H	St. Mary's (CA)	7	6
260	H	St. Mary's (CA)	10	6
260	H	St. Mary's (CA)	3	6
269	N	Incarnate Word	16	3
270	H	Portland	1	9
270	H	Portland	7	3
270	H	Portland	3	1
276	N	Manhattan	10	2

Average RPI Win: 204		WON-LOST	WINNING	LAST 15	STRENGTH OF		OPP. STRENGTH	TEAM	ADJ	CONF.	ADJ CONF.
Average RPI Loss: 127		RECORD	PCT. RANK	GAMES	SCHEDULE		OF SCHEDULE	RPI	RPI	RPI	RPI
DIV. I ONLY		17-21-0	.44737	185	9-5-0		174	202	175	.48447	175
DIV. I NON-CONF.		5-10-0	.33333	239	0-0-0		21	114	107	.5151	107
TOTALS		RPI 1-25	RPI 26-50		W-L RECORDS		RPI 51-100		RPI 101-150		RPI 150+
17-21-0	0-3-0	2-5-0		OVERALL		1-2-0		0-2-0		14-9-0	
8-5-0	0-0-0	1-1-0		HOME		0-0-0		0-2-0		7-2-0	
8-12-0	0-3-0	1-2-0		AWAY		1-2-0		0-0-0		6-5-0	
1-4-0	0-0-0	0-2-0		NEUTRAL		0-0-0		0-0-0		1-2-0	
5-10-0	0-3-0	1-2-0		NON-CONFERENCE		1-2-0		0-0-0		3-3-0	
1-1-0	0-0-0	0-0-0		HOME		0-0-0		0-0-0		1-1-0	
3-7-0	0-3-0	1-0-		AWAY		1-2-0		0-0-0		1-0-0	
1-2-0	0-0-0	0-0-0		NEUTRAL		0-0-0		0-0-0		1-2-0	
12-11-0	0-0-0	1-3-0		CONFERENCE		0-0-0		0-2-0		11-6-0	
7-4-0	0-0-0	1-1-0		HOME		0-0-0		0-2-0		6-1-0	
5-5-0	0-0-0	0-0-0		AWAY		0-0-0		0-0-0		5-5-0	
0-2-0	0-0-0	0-2-0		NEUTRAL		0-0-0		0-0-0		0-0-0	
RPI S	Opponent	Score		RPI S	Opponent	Score		RPI S	Opponent	Score	
7 A	TCU	1	4	42 H	Columbia	4	5	88 A	FIU	0	11
7 A	TCU	0	8	42 H	Columbia	3	2	88 A	FIU	7	11
7 A	TCU	1	5	42 N	Columbia	2	6	88 A	FIU	3	0
				42 N	Columbia	1	4				
				44 A	Kansas	3	2				
				44 A	Kansas	7	11				
				44 A	Kansas	5	13				
				LAST 15 GAMES							
				42 N	Columbia	2	6	246 A	Brown	7	0
				42 N	Columbia	1	4	246 A	Brown	3	2
				235 H	Yale	11	4	246 A	Brown	3	12
				275 A	Harvard	9	0				
				275 A	Harvard	5	3				
								275 A	Harvard	5	3
								275 A	Harvard	9	0
								275 H	Harvard	3	1
								275 H	Harvard	4	2

Non-Div. I Games: St. Anselm 16 8

Dartmouth

275 H Harvard	4	2
275 H Harvard	3	1

D  
a  
r  
t  
m  
o  
u  
t  
h

D  
a  
r  
t  
m  
o  
u  
t  
h

Average RPI Win: 160		WON-LOST RECORD		WINNING PCT. RANK		LAST 15 GAMES		STRENGTH OF SCHEDULE		OPP. STRENGTH OF SCHEDULE		TEAM RPI		ADJ RPI		CONF. RPI		ADJ CONF. RPI				
DIV. I ONLY		26-34-0		.43333 204		8-7-0		99		116		176		.48408 176		15		15				
DIV. I NON-CONF.		11-18-0		.37931 220		0-1-0		72		69		216		.46867 215		14		14				
TOTALS		RPI 1-25		RPI 26-50		W-L RECORDS		RPI 51-100		RPI 101-150		RPI 150+										
26-34-0		1-8-0		3-1-0		OVERALL		1-9-0		2-2-0		19-14-0										
19-15-0		1-4-0		0-0-0		HOME		1-3-0		2-1-0		15-7-0										
5-17-0		0-4-0		2-1-0		AWAY		0-4-0		0-0-0		3-7-0										
2-2-0		0-0-0		1-0-0		NEUTRAL		0-2-0		0-0-0		1-0-0										
11-18-0		1-8-0		0-0-0		NON-CONFERENCE		0-2-0		2-2-0		8-6-0										
11-11-0		1-4-0		0-0-0		HOME		0-1-0		2-1-0		8-5-0										
0-7-0		0-4-0		0-0-		AWAY		0-1-0		0-1-0		0-1-0										
0-0-0		0-0-0		0-0-0		NEUTRAL		0-0-0		0-0-0		0-0-0										
15-16-0		0-0-0		3-1-0		CONFERENCE		1-7-0		0-0-0		11-8-0										
8-4-0		0-0-0		0-0-0		HOME		1-2-0		0-0-0		7-2-0										
5-10-0		0-0-0		2-1-0		AWAY		0-3-0		0-0-0		3-6-0										
2-2-0		0-0-0		1-0-0		NEUTRAL		0-2-0		0-0-0		1-0-0										
RPI	S	Opponent		Score		RPI	S	Opponent		Score		RPI	S	Opponent		Score						
4	H	Ole Miss		1	11	47	A	Mercer		2	4	52	A	Kennesaw St.		8	9	122	H	Iowa	1	5
4	H	Ole Miss		2	8	47	A	Mercer		3	2	52	A	Kennesaw St.		0	5	142	A	South Fla.	3	10
4	H	Ole Miss		0	7	47	A	Mercer		4	3	52	A	Kennesaw St.		3	6	142	H	South Fla.	6	3
10	A	Florida St.		0	4	47	N	Mercer		7	5	52	N	Kennesaw St.		5	7	142	H	South Fla.	2	1
10	A	Florida St.		3	13							52	N	Kennesaw St.		1	2	154	H	Lipscomb	10	3
10	H	Florida St.		4	9							59	H	North Carolina St.		1	6	154	H	Lipscomb	8	2
15	A	South Carolina		1	7							77	H	FGCU		3	4	154	H	Lipscomb	3	2
15	A	South Carolina		2	4							77	H	FGCU		2	8	158	H	Boston College	3	1
17	H	Miami (FL)		7	3							77	H	FGCU		18	9	158	H	Boston College	5	3
												88	A	FIU		2	5	158	H	Boston College	0	8
														165 H Jacksonville				165	H	Jacksonville	1	9
														165 H Jacksonville				165	H	Jacksonville	6	2
														165 H Jacksonville				165	H	Jacksonville	9	7
														178 H Furman				178	H	Furman	1	3
														182 H Siena				182	H	Siena	11	1
														182 H Siena				182	H	Siena	10	7
														182 H Siena				182	H	Siena	5	4
														183 A North Florida				183	A	North Florida	14	9
														183 A North Florida				183	A	North Florida	4	10
														183 A North Florida				183	A	North Florida	4	11
														187 A East Tenn. St.				187	A	East Tenn. St.	3	4
														187 A East Tenn. St.				187	A	East Tenn. St.	5	3
														187 A East Tenn. St.				187	A	East Tenn. St.	4	7
														187 N East Tenn. St.				187	N	East Tenn. St.	5	2
														197 A Bethune-Cookman				197	A	Bethune-Cookman	1	4
														197 H Bethune-Cookman				197	H	Bethune-Cookman	2	1
														217 H Florida A&M				217	H	Florida A&M	6	3
				LAST 15 GAMES																		
						52	N	Kennesaw St.		1	2	47	A	Mercer		4	3					
						187	N	East Tenn. St.		5	2	47	A	Mercer		3	2					
						52	N	Kennesaw St.		5	7	47	A	Mercer		2	4					
						47	N	Mercer		7	5											
						264	H	USC Upstate		4	10											

Non-Div. I Games:

Stetson



264	H	USC Upstate	20	4
264	H	USC Upstate	10	6

RPI	S	Opponent	Score	
235	H	Yale	11	1
235	H	Yale	4	15
235	H	Yale	2	10
237	H	Maine	3	6
263	A	Northern Ky.	8	16
263	A	Northern Ky.	0	8
263	A	Northern Ky.	6	2
264	H	USC Upstate	10	6
264	H	USC Upstate	20	4
264	H	USC Upstate	4	10

Stetson

S  
t  
e  
t  
s  
o  
n

S  
t  
e  
t  
s  
o  
n

O  
m  
a  
h  
a

Omaha					Through Games Of 6-25-14 (FINAL)							
Average RPI Win: 217 Average RPI Loss: 199		WON-LOST RECORD	WINNING PCT. RANK	LAST 15 GAMES	STRENGTH OF SCHEDULE	OPP. STRENGTH OF SCHEDULE	TEAM RPI	ADJ RPI	CONF. RPI	ADJ CONF. RPI		
DIV. I ONLY		31-20-0	.60784 64	10-4-0	280	268	177	.48404 177	26	26		
DIV. I NON-CONF.		16-11-0	.59259 81	1-1-0	253	232	136	.50376 135	24	25		
<hr/>												
TOTALS		RPI 1-25	RPI 26-50		W-L RECORDS		RPI 51-100		RPI 101-150		RPI 150+	
31-20-0	0-0-0		0-2-0		OVERALL		1-0-0		2-5-0		28-13-0	
12-8-0	0-0-0		0-1-0		HOME		0-0-0		1-0-0		11-7-0	
13-7-0	0-0-0		0-1-0		AWAY		1-0-0		1-4-0		11-2-0	
6-5-0	0-0-0		0-0-0		NEUTRAL		0-0-0		0-1-0		6-4-0	
16-11-0	0-0-0		0-2-0		NON-CONFERENCE		1-0-0		2-5-0		13-4-0	
5-1-0	0-0-0		0-1-0		HOME		0-0-0		1-0-0		4-0-0	
5-5-0	0-0-0		0-0-		AWAY		1-0-0		1-4-0		3-0-0	
6-5-0	0-0-0		0-0-0		NEUTRAL		0-0-0		0-1-0		6-4-0	
15-9-0	0-0-0		0-0-0		CONFERENCE		0-0-0		0-0-0		15-9-0	
7-7-0	0-0-0		0-0-0		HOME		0-0-0		0-0-0		7-7-0	
8-2-0	0-0-0		0-0-0		AWAY		0-0-0		0-0-0		8-2-0	
0-0-0	0-0-0		0-0-0		NEUTRAL		0-0-0		0-0-0		0-0-0	
RPI S	Opponent	Score	RPI S	Opponent	Score	RPI S	Opponent	Score	RPI S	Opponent	Score	
			33 A	Nebraska	6 17	66 A	Creighton	4 1	104 A	Kansas St.	5 6	
			33 H	Nebraska	1 4				104 H	Kansas St.	6 5	
									122 N	Iowa	1 7	
									141 A	Grand Canyon	6 0	
									141 A	Grand Canyon	2 5	
									141 A	Grand Canyon	2 9	
									141 A	Grand Canyon	0 14	
									162 A	Bradley	7 0	
									162 A	Bradley	11 6	
									162 A	Bradley	4 2	
									166 H	Stephen F. Austin	10 4	
									175 N	Dartmouth	3 10	
									175 N	Dartmouth	10 4	
									175 N	Dartmouth	12 5	
									190 N	Western Mich.	3 1	
									223 H	Air Force	9 3	
									223 H	Air Force	3 1	
									223 H	Air Force	7 3	
									227 N	Northwestern	5 8	
									234 A	Western Ill.	8 5	
									234 A	Western Ill.	7 1	
									234 A	Western Ill.	3 0	
									234 A	Western Ill.	3 0	
									234 H	Western Ill.	0 2	
									234 H	Western Ill.	7 3	
									241 A	South Dakota St.	3 2	
									241 A	South Dakota St.	6 3	
<hr/>												
LAST 15 GAMES												
			166 H	Stephen F. Austin	10 4	279 H	IPFW	3 5	234 A	Western Ill.	3 0	
			234 A	Western Ill.	8 5	279 H	IPFW	6 3	234 H	Western Ill.	0 2	
			234 A	Western Ill.	7 1	241 A	South Dakota St.	6 3	234 H	Western Ill.	7 3	
			234 A	Western Ill.	3 0				241 A	South Dakota St.	3 2	
			234 A	Western Ill.	3 0				241 A	South Dakota St.	6 3	

O  
m  
a  
h  
a

Non-Div. I Games:

Omaha

279	H	IPFW	8	5
279	H	IPFW	13	6

RPI	S	Opponent	Score	
241	A	South Dakota St.	0	3
241	A	South Dakota St.	0	1
241	H	South Dakota St.	7	6
241	H	South Dakota St.	10	2
248	A	North Dakota St.	2	0
248	A	North Dakota St.	10	0
248	H	North Dakota St.	4	5
248	H	North Dakota St.	7	2
248	H	North Dakota St.	7	9
248	H	North Dakota St.	6	8
257	N	Villanova	2	1
279	H	IPFW	8	5
279	H	IPFW	3	4
279	H	IPFW	6	10
279	H	IPFW	13	6
279	H	IPFW	6	3
279	H	IPFW	3	5
281	N	Milwaukee	4	5
283	N	St. Bonaventure	6	2
292	N	Chicago St.	13	10
292	N	Chicago St.	1	2

[illegible]

**Non-Div. I Games:**

Furman

169 A Appalachian St.	5	6
169 A Appalachian St.	7	11

RPI	S	Opponent	Score	
213	H	Gardner-Webb	6	7
228	H	Hofstra	5	4
228	H	Hofstra	2	4
237	N	Maine	4	2
239	H	Presbyterian	9	3
255	H	Norfolk St.	5	2
264	H	USC Upstate	13	1
271	A	UNC Asheville	6	4
271	H	UNC Asheville	6	7
286	H	N.C. Central	2	3

Furman

F  
u  
r  
m  
a  
n

F  
u  
r  
m  
a  
n

[illegible]

**Non-Div. I Games:**

Richmond

84	A	Duke	3	10
283	H	St. Bonaventure	10	6

RPI	S	Opponent	Score	
247	H	La Salle	8	4
247	H	La Salle	3	6
268	H	George Washington	6	3
268	H	George Washington	6	2
268	H	George Washington	3	1
273	A	Rhode Island	12	4
273	A	Rhode Island	5	6
273	A	Rhode Island	4	3
283	H	St. Bonaventure	10	6
298	A	Coppin St.	7	3

Richmond

R  
i  
c  
h  
m  
o  
n  
d

R  
i  
c  
h  
m  
o  
n  
d

Average RPI Win:	161	WON-LOST	WINNING	LAST 15	STRENGTH OF	OPP. STRENGTH	TEAM	ADJ	CONF.	ADJ CONF.		
Average RPI Loss:	89	RECORD	PCT. RANK	GAMES	SCHEDULE	OF SCHEDULE	RPI	RPI	RPI	RPI		
DIV. I ONLY		21-31-0	.40385	222	6-9-0	125	67	180	.48289	180	3	3
DIV. I NON-CONF.		12-10-0	.54545	109	1-4-0	258	213	188	.48464	187	4	4
<hr/>												
TOTALS	RPI 1-25	RPI 26-50		W-L RECORDS		RPI 51-100		RPI 101-150		RPI 150+		
21-31-0	1-8-0	0-0-0		OVERALL		3-12-0		3-5-0		14-6-0		
11-11-0	0-0-0	0-0-0		HOME		2-4-0		1-3-0		8-4-0		
6-16-0	1-8-0	0-0-0		AWAY		1-8-0		1-0-0		3-0-0		
4-4-0	0-0-0	0-0-0		NEUTRAL		0-0-0		1-2-0		3-2-0		
12-10-0	0-0-0	0-0-0		NON-CONFERENCE		1-2-0		2-3-0		9-5-0		
3-4-0	0-0-0	0-0-0		HOME		0-0-0		0-1-0		3-3-0		
5-2-0	0-0-0	0-0-		AWAY		1-2-0		1-0-0		3-0-0		
4-4-0	0-0-0	0-0-0		NEUTRAL		0-0-0		1-2-0		3-2-0		
9-21-0	1-8-0	0-0-0		CONFERENCE		2-10-0		1-2-0		5-1-0		
8-7-0	0-0-0	0-0-0		HOME		2-4-0		1-2-0		5-1-0		
1-14-0	1-8-0	0-0-0		AWAY		0-6-0		0-0-0		0-0-0		
0-0-0	0-0-0	0-0-0		NEUTRAL		0-0-0		0-0-0		0-0-0		
RPI	S	Opponent	Score	RPI	S	Opponent	Score	RPI	S	Opponent	Score	
10	A	Florida St.	7 8					103	N	UCLA	1 2	
10	A	Florida St.	3 4					108	A	Michigan	9 1	
10	A	Florida St.	2 11					108	N	Michigan	2 4	
17	A	Miami (FL)	2 3					128	H	Central Mich.	3 4	
17	A	Miami (FL)	7 4					143	N	Gonzaga	3 2	
17	A	Miami (FL)	3 6					145	H	Virginia Tech	3 8	
21	A	Maryland	0 2					145	H	Virginia Tech	4 5	
21	A	Maryland	2 6					145	H	Virginia Tech	2 1	
21	A	Maryland	2 3					158	H	Boston College	7 0	
								158	H	Boston College	1 4	
								158	H	Boston College	4 2	
								159	H	Pittsburgh	1 0	
								159	H	Pittsburgh	5 4	
								159	H	Pittsburgh	3 0	
								169	A	Appalachian St.	13 9	
								169	N	Appalachian St.	4 3	
								174	N	Santa Clara	1 2	
								174	N	Santa Clara	7 8	
								190	H	Western Mich.	4 6	
								194	H	Northeastern	2 6	
								194	H	Northeastern	0 4	
								194	H	Northeastern	8 4	
								200	A	Toledo	4 3	
								210	H	Valparaiso	4 1	
								210	H	Valparaiso	11 1	
								261	N	Youngstown St.	6 3	
								269	N	Incarnate Word	8 2	
				LAST 15 GAMES								
				159	H	Pittsburgh	5 4	21	A	Maryland	2 6	
				159	H	Pittsburgh	1 0	21	A	Maryland	0 2	
				159	H	Pittsburgh	3 0	190	H	Western Mich.	4 6	
				55	H	Clemson	11 3					
				55	H	Clemson	0 8					

Non-Div. I Games: Robert Morris-Chi. 3 0

Notre Dame



55 H Clemson	2	1
21 A Maryland	2	3

RPI	S	Opponent	Score	
292	A	Chicago St.	6	1

N  
o  
t  
r  
e  
D  
a  
m  
e

N  
o  
t  
r  
e  
D  
a  
m  
e

Notre Dame

Average RPI Win:		140	WON-LOST RECORD		WINNING PCT. RANK		LAST 15 GAMES		STRENGTH OF SCHEDULE		OPP. STRENGTH OF SCHEDULE		TEAM RPI		ADJ RPI		CONF. RPI		ADJ CONF. RPI			
DIV. I ONLY			18-38-0		.32143 265		3-12-0		36		80		181		.48236 181		5		5			
DIV. I NON-CONF.			12-20-0		.375 222		1-2-0		48		140		171		.4902 171		5		5			
TOTALS		RPI 1-25		RPI 26-50		W-L RECORDS		RPI 51-100		RPI 101-150		RPI 150+										
18-38-0		1-10-0		2-12-0		OVERALL		2-4-0		4-4-0		9-8-0										
12-16-0		0-4-0		2-5-0		HOME		0-0-0		4-1-0		6-6-0										
6-22-0		1-6-0		0-7-0		AWAY		2-4-0		0-3-0		3-2-0										
0-0-0		0-0-0		0-0-0		NEUTRAL		0-0-0		0-0-0		0-0-0										
12-20-0		1-4-0		1-7-0		NON-CONFERENCE		0-0-0		4-4-0		6-5-0										
8-8-0		0-1-0		1-3-0		HOME		0-0-0		4-1-0		3-3-0										
4-12-0		1-3-0		0-0-		AWAY		0-0-0		0-3-0		3-2-0										
0-0-0		0-0-0		0-0-0		NEUTRAL		0-0-0		0-0-0		0-0-0										
6-18-0		0-6-0		1-5-0		CONFERENCE		2-4-0		0-0-0		3-3-0										
4-8-0		0-3-0		1-2-0		HOME		0-0-0		0-0-0		3-3-0										
2-10-0		0-3-0		0-3-0		AWAY		2-4-0		0-0-0		0-0-0										
0-0-0		0-0-0		0-0-0		NEUTRAL		0-0-0		0-0-0		0-0-0										
RPI	S	Opponent		Score		RPI	S	Opponent		Score		RPI	S	Opponent		Score						
7	A	TCU		2	6	30	H	Long Beach St.		5	10	51	A	UC Santa Barbara		0	6	103	A	UCLA	1	7
7	A	TCU		0	3	30	H	Long Beach St.		3	4	51	A	UC Santa Barbara		3	4	112	A	Fresno St.	2	8
7	A	TCU		0	1	30	H	Long Beach St.		6	5	51	A	UC Santa Barbara		4	1	113	H	Stony Brook	1	0
16	H	Cal Poly		2	3	34	A	Sam Houston St.		2	3	83	A	UC Riverside		2	6	119	A	Loyola Marymount	11	12
16	H	Cal Poly		10	16	34	A	Sam Houston St.		0	6	83	A	UC Riverside		2	4	134	H	Washington St.	2	1
16	H	Cal Poly		3	6	34	A	Sam Houston St.		1	2	83	A	UC Riverside		7	1	134	H	Washington St.	1	0
22	A	Pepperdine		4	2	38	H	West Virginia		4	2							134	H	Washington St.	0	1
22	H	Pepperdine		5	9	38	H	West Virginia		4	5							134	H	Washington St.	3	2
23	A	UC Irvine		2	10	38	H	West Virginia		11	14							164	H	Utah Valley	7	1
23	A	UC Irvine		4	5	40	A	San Diego St.		5	7							173	H	Hawaii	1	9
23	A	UC Irvine		5	7	40	H	San Diego St.		0	12							173	H	Hawaii	2	1
						48	A	Cal St. Fullerton		2	4							173	H	Hawaii	6	2
						48	A	Cal St. Fullerton		0	3							186	H	UC Davis	0	11
						48	A	Cal St. Fullerton		0	6							186	H	UC Davis	2	3
																		186	H	UC Davis	13	6
																		197	A	Bethune-Cookman	2	1
																		197	A	Bethune-Cookman	1	2
																		197	A	Bethune-Cookman	2	0
																		219	H	Seattle	2	4
																		219	H	Seattle	2	4
																		219	H	Seattle	14	4
																		219	H	Seattle	4	3
						48	A	Cal St. Fullerton		0	6	51	A	UC Santa Barbara		0	6	244	A	Bakersfield	1	3
						48	A	Cal St. Fullerton		0	3	51	A	UC Santa Barbara		3	4	244	A	Bakersfield	9	8
						48	A	Cal St. Fullerton		2	4	186	H	UC Davis		2	3	244	H	Bakersfield	2	3
						16	H	Cal Poly		2	3											
						16	H	Cal Poly		3	6											

Non-Div. I Games:

CSUN

16 H Cal Poly	10	16
51 A UC Santa Barbara	4	1

C  
S  
U  
N

C  
S  
U  
N

Average RPI Win: 212		WON-LOST RECORD	WINNING PCT. RANK		LAST 15 GAMES		STRENGTH OF SCHEDULE		OPP. STRENGTH OF SCHEDULE		TEAM RPI	ADJ RPI	CONF. RPI	ADJ CONF. RPI			
Average RPI Loss: 152																	
DIV. I ONLY		27-33-0	.45	180	10-5-0		226		239		182	.48235	182	29	29		
DIV. I NON-CONF.		6-25-0	.19355	287	2-2-0		225		146		274	.42731	274	27	27		
TOTALS		RPI 1-25		RPI 26-50		W-L RECORDS		RPI 51-100		RPI 101-150		RPI 150+					
27-33-0		0-1-0		1-4-0		OVERALL		4-7-0		3-5-0		19-16-0					
8-3-0		0-0-0		0-0-0		HOME		0-0-0		2-1-0		6-2-0					
10-27-0		0-1-0		0-3-0		AWAY		2-7-0		0-3-0		8-13-0					
9-3-0		0-0-0		1-1-0		NEUTRAL		2-0-0		1-1-0		5-1-0					
6-25-0		0-1-0		1-4-0		NON-CONFERENCE		0-6-0		0-3-0		5-11-0					
1-1-0		0-0-0		0-0-0		HOME		0-0-0		0-0-0		1-1-0					
4-23-0		0-1-0		0-0-		AWAY		0-6-0		0-3-0		4-10-0					
1-1-0		0-0-0		1-1-0		NEUTRAL		0-0-0		0-0-0		0-0-0					
21-8-0		0-0-0		0-0-0		CONFERENCE		4-1-0		3-2-0		14-5-0					
7-2-0		0-0-0		0-0-0		HOME		0-0-0		2-1-0		5-1-0					
6-4-0		0-0-0		0-0-0		AWAY		2-1-0		0-0-0		4-3-0					
8-2-0		0-0-0		0-0-0		NEUTRAL		2-0-0		1-1-0		5-1-0					
RPI	S	Opponent		Score		RPI	S	Opponent		Score		RPI	S	Opponent		Score	
7	A	TCU		1 2		34	N	Sam Houston St.		2 9		68	A	Canisius		6 3	
						37	N	Dallas Baptist		9 8		68	A	Canisius		3 1	
						50	A	UCF		4 11		68	A	Canisius		3 9	
						50	A	UCF		1 8		68	N	Canisius		6 5	
						50	A	UCF		6 9		68	N	Canisius		5 1	
												98	A	Radford		1 14	
												98	A	Radford		8 9	
												98	A	Radford		4 10	
												100	A	Michigan St.		0 4	
												100	A	Michigan St.		1 6	
												100	A	Michigan St.		1 5	
												129	A	Ohio St.		3 7	
												129	A	Ohio St.		1 7	
												129	A	Ohio St.		5 8	
												150	H	Fairfield		0 4	
												150	H	Fairfield		8 6	
												150	H	Fairfield		6 5	
												150	N	Fairfield		3 5	
												150	N	Fairfield		4 3	
												152	H	Binghamton		9 10	
												170	A	Georgia St.		9 15	
												170	A	Georgia St.		5 19	
												176	A	Stetson		1 11	
												176	A	Stetson		4 5	
												176	A	Stetson		7 10	
												203	N	Monmouth		6 5	
												209	A	Charleston So.		3 5	
												209	A	Charleston So.		0 3	
												209	A	Charleston So.		5 8	
												215	H	Holy Cross		14 8	
												225	A	Massachusetts		3 2	
												231	A	Fordham		4 0	
												238	H	Quinnipiac		5 2	
												238	H	Quinnipiac		3 10	
												238	H	Quinnipiac		4 1	
												246	A	Brown		3 4	
												246	A	Brown		7 14	
												258	N	Niagara		7 3	
LAST 15 GAMES																	
						34	N	Sam Houston St.		2 9		150	N	Fairfield		3 5	
						37	N	Dallas Baptist		9 8		238	H	Quinnipiac		4 1	
						7	A	TCU		1 2		238	H	Quinnipiac		3 10	
						68	N	Canisius		5 1							
						68	N	Canisius		6 5							

Non-Div. I Games:

Siena

203 N Monmouth	6	5
150 N Fairfield	4	3

RPI	S	Opponent	Score	
258	N	Niagara	3	2
258	N	Niagara	10	5
267	A	Marist	6	5
267	N	Marist	0	1
267	N	Marist	8	4
276	A	Manhattan	7	8
276	A	Manhattan	7	4
276	A	Manhattan	1	2
284	H	Iona	5	4
284	H	Iona	3	2
284	H	Iona	2	0
285	A	Rider	4	3
285	A	Rider	11	7
285	A	Rider	3	4
302	A	NYIT	9	2
302	A	NYIT	6	0

Siena

S  
i  
e  
n  
a

S  
i  
e  
n  
a

# North Florida

# Through Games Of 6-25-14 (FINAL)

Average RPI Win:		165	WON-LOST RECORD		WINNING PCT. RANK		LAST 15 GAMES		STRENGTH OF SCHEDULE		OPP. STRENGTH OF SCHEDULE		TEAM RPI		ADJ RPI		CONF. RPI		ADJ CONF. RPI										
DIV. I ONLY			22-31-0		.41509	212	5-10-0		130		125		183		.48215		183	15		15									
DIV. I NON-CONF.			11-13-0		.45833	177	1-1-0		74		97		126		.50804		126	14		14									
TOTALS		RPI 1-25		RPI 26-50		W-L RECORDS		RPI 51-100		RPI 101-150		RPI 150+																	
22-31-0		0-1-0		2-7-0		OVERALL		3-9-0		3-1-0		14-13-0																	
15-8-0		0-0-0		1-1-0		HOME		1-1-0		2-1-0		11-5-0																	
5-21-0		0-1-0		1-6-0		AWAY		1-7-0		1-0-0		2-7-0																	
2-2-0		0-0-0		0-0-0		NEUTRAL		1-1-0		0-0-0		1-1-0																	
11-13-0		0-1-0		1-5-0		NON-CONFERENCE		2-3-0		3-1-0		5-3-0																	
8-3-0		0-0-0		1-1-0		HOME		1-1-0		2-1-0		4-0-0																	
1-10-0		0-1-0		0-0-		AWAY		0-2-0		1-0-0		0-3-0																	
2-0-0		0-0-0		0-0-0		NEUTRAL		1-0-0		0-0-0		1-0-0																	
11-18-0		0-0-0		1-2-0		CONFERENCE		1-6-0		0-0-0		9-10-0																	
7-5-0		0-0-0		0-0-0		HOME		0-0-0		0-0-0		7-5-0																	
4-11-0		0-0-0		1-2-0		AWAY		1-5-0		0-0-0		2-4-0																	
0-2-0		0-0-0		0-0-0		NEUTRAL		0-1-0		0-0-0		0-1-0																	
RPI	S	Opponent			Score		RPI	S	Opponent			Score		RPI	S	Opponent			Score										
8	A	Florida			7	8	36	A	Georgia Tech			6	9	52	A	Kennesaw St.			0	1									
							39	H	Liberty			11	4	52	A	Kennesaw St.			4	5									
							45	A	North Carolina			0	3	52	A	Kennesaw St.			2	3									
							45	A	North Carolina			1	5	54	N	Western Caro.			4	2									
							45	A	North Carolina			5	8	58	A	Georgia			3	4									
							47	A	Mercer			4	11	77	A	FGCU			6	1									
							47	A	Mercer			3	6	77	A	FGCU			4	11									
							47	A	Mercer			6	3	77	A	FGCU			3	9									
							50	H	UCF			4	8	77	N	FGCU			3	5									
														86	A	Ga. Southern			1	13									
														86	H	Ga. Southern			8	7									
														99	H	Fla. Atlantic			1	2									
							LAST 15 GAMES																						
							165 N Jacksonville							6	7	154 H Lipscomb							15	0					
							77 N FGCU							3	5	36 A Georgia Tech							6	9					
							52 A Kennesaw St.							0	1	142 A South Fla.							6	5					
							52 A Kennesaw St.							4	5														
							52 A Kennesaw St.							2	3														
																					197 H Bethune-Cookman							12	7
																					217 A Florida A&M							0	2
																					253 A Savannah St.							1	2
																					253 H Savannah St.							8	7
																					263 A Northern Ky.							8	1
																					263 A Northern Ky.							6	8

Non-Div. I Games:

North Florida

154	H	Lipscomb	2	5
154	H	Lipscomb	7	2

RPI	S	Opponent	Score	
263	A	Northern Ky.	14	4
264	H	USC Upstate	4	3
264	H	USC Upstate	2	3
264	H	USC Upstate	13	4

North Florida

N  
o  
r  
t  
h  
F  
l  
o  
r  
i  
d  
a

N  
o  
r  
t  
h  
F  
l  
o  
r  
i  
d  
a

[illegible]

<b>Non-Div. I Games:</b>	<b>Shawnee St.</b>	<b>10</b>	<b>4</b>	<b>St. Catharine (KY)</b>	<b>9</b>	<b>3</b>
--------------------------	--------------------	-----------	----------	---------------------------	----------	----------

Morehead St.



Morehead St.

92	H	Jacksonville St.	16	7
53	A	Tennessee	13	14

Through Games Of 6-25-14 (FINAL)

RPI	S	Opponent	Score	
256	H	Fairleigh Dickinson	3	5
256	H	Fairleigh Dickinson	8	7
256	H	Fairleigh Dickinson	5	10
263	A	Northern Ky.	3	7
289	A	Alabama A&M	2	4
289	A	Alabama A&M	9	8
290	H	UT Martin	14	6
290	H	UT Martin	6	3
290	H	UT Martin	6	4
294	A	Ohio	12	4
299	A	Grambling	2	5
299	A	Grambling	10	7
299	A	Grambling	15	11
300	A	Mississippi Val.	3	2

Morehead St.

M  
o  
r  
e  
h  
e  
a  
d  
S  
t  
.

M  
o  
r  
e  
h  
e  
a  
d  
S  
t  
.



46	A	Arizona St.	3	9
189	H	BYU	5	4

U  
t  
a  
h

U  
t  
a  
h

Average RPI Win:		178	WON-LOST RECORD		WINNING PCT. RANK		LAST 15 GAMES		STRENGTH OF SCHEDULE		OPP. STRENGTH OF SCHEDULE		TEAM RPI		ADJ RPI		CONF. RPI		ADJ CONF. RPI				
DIV. I ONLY			23-31-0		.42593 206		6-9-0		150		98		186		.48137 186		5		5				
DIV. I NON-CONF.			16-14-0		.53333 124		2-3-0		251		229		190		.48364 189		5		5				
TOTALS		RPI 1-25		RPI 26-50		W-L RECORDS		RPI 51-100		RPI 101-150		RPI 150+											
23-31-0		0-9-0		3-4-0		OVERALL		0-6-0		5-4-0		15-8-0											
12-13-0		0-3-0		2-1-0		HOME		0-3-0		1-1-0		9-5-0											
7-18-0		0-6-0		1-3-0		AWAY		0-3-0		2-3-0		4-3-0											
4-0-0		0-0-0		0-0-0		NEUTRAL		0-0-0		2-0-0		2-0-0											
16-14-0		0-3-0		0-1-0		NON-CONFERENCE		0-0-0		5-4-0		11-6-0											
8-5-0		0-0-0		0-0-0		HOME		0-0-0		1-1-0		7-4-0											
4-9-0		0-3-0		0-0-		AWAY		0-0-0		2-3-0		2-2-0											
4-0-0		0-0-0		0-0-0		NEUTRAL		0-0-0		2-0-0		2-0-0											
7-17-0		0-6-0		3-3-0		CONFERENCE		0-6-0		0-0-0		4-2-0											
4-8-0		0-3-0		2-1-0		HOME		0-3-0		0-0-0		2-1-0											
3-9-0		0-3-0		1-2-0		AWAY		0-3-0		0-0-0		2-1-0											
0-0-0		0-0-0		0-0-0		NEUTRAL		0-0-0		0-0-0		0-0-0											
RPI	S	Opponent		Score		RPI	S	Opponent		Score		RPI	S	Opponent		Score							
16	A	Cal Poly		3	5	27	A	Stanford		6	7	51	H	UC Santa Barbara		5	6	104	N	Kansas St.		10	5
16	A	Cal Poly		1	9	30	H	Long Beach St.		8	4	51	H	UC Santa Barbara		1	7	130	A	Sacramento St.		6	3
16	A	Cal Poly		0	8	30	H	Long Beach St.		7	5	51	H	UC Santa Barbara		3	6	130	H	Sacramento St.		7	15
23	H	UC Irvine		1	4	30	H	Long Beach St.		0	2	83	A	UC Riverside		6	7	131	A	Nevada		5	6
23	H	UC Irvine		1	3	48	A	Cal St. Fullerton		1	7	83	A	UC Riverside		9	12	131	H	Nevada		4	3
23	H	UC Irvine		2	4	48	A	Cal St. Fullerton		1	9	83	A	UC Riverside		2	4	143	A	Gonzaga		2	5
25	A	Washington		3	8	48	A	Cal St. Fullerton		3	1							143	A	Gonzaga		7	2
25	A	Washington		1	2													143	A	Gonzaga		1	2
25	A	Washington		1	4													147	N	Pacific		4	3
																		173	H	Hawaii		5	2
																		173	H	Hawaii		12	3
																		173	H	Hawaii		1	2
																		174	A	Santa Clara		3	2
																		181	A	CSUN		3	2
																		181	A	CSUN		11	0
																		181	A	CSUN		6	13
																		195	A	San Jose St.		3	4
																		195	A	San Jose St.		5	2
																		195	H	San Jose St.		9	5
																		219	H	Seattle		5	17
																		219	H	Seattle		4	3
																		219	H	Seattle		1	2
																		219	H	Seattle		3	4
																		260	A	St. Mary's (CA)		1	5
																		260	H	St. Mary's (CA)		3	1
																		260	H	St. Mary's (CA)		4	1
																		262	H	New Mexico St.		4	0
				LAST 15 GAMES																			
						51	H	UC Santa Barbara		3	6	143	A	Gonzaga		2	5	219	H	Seattle		3	4
						51	H	UC Santa Barbara		5	6	143	A	Gonzaga		1	2	260	A	St. Mary's (CA)		1	5
						51	H	UC Santa Barbara		1	7	143	A	Gonzaga		7	2	260	H	St. Mary's (CA)		3	1
						173	H	Hawaii		12	3							260	H	St. Mary's (CA)		4	1
						173	H	Hawaii		5	2							262	H	New Mexico St.		4	0

Non-Div. I Games:

UC Davis

173	H	Hawaii	1	2
130	A	Sacramento St.	6	3

RPI	S	Opponent	Score	
262	H	New Mexico St.	5	1
262	H	New Mexico St.	6	5
262	H	New Mexico St.	4	6
270	N	Portland	11	2
270	N	Portland	8	7

UC Davis

U  
C  
D  
a  
v  
i  
s

U  
C  
D  
a  
v  
i  
s

Average RPI Win:	164	WON-LOST	WINNING	LAST 15	STRENGTH OF	OPP. STRENGTH	TEAM	ADJ	CONF.	ADJ CONF.		
Average RPI Loss:	126	RECORD	PCT. RANK	GAMES	SCHEDULE	OF SCHEDULE	RPI	RPI	RPI	RPI		
DIV. I ONLY		27-30-0	.47368 158	7-8-0	139	161	187	.48129 187	15	15		
DIV. I NON-CONF.		13-15-0	.46429 173	1-2-0	126	200	199	.47816 198	14	14		
<hr/>												
TOTALS	RPI 1-25	RPI 26-50		W-L RECORDS		RPI 51-100		RPI 101-150		RPI 150+		
27-30-0	0-0-0	4-2-0		OVERALL		5-12-0		1-2-0		17-14-0		
21-13-0	0-0-0	3-2-0		HOME		2-4-0		1-2-0		15-5-0		
4-14-0	0-0-0	0-0-0		AWAY		3-6-0		0-0-0		1-8-0		
2-3-0	0-0-0	1-0-0		NEUTRAL		0-2-0		0-0-0		1-1-0		
13-15-0	0-0-0	1-1-0		NON-CONFERENCE		5-5-0		1-2-0		6-7-0		
9-10-0	0-0-0	1-1-0		HOME		2-4-0		1-2-0		5-3-0		
3-4-0	0-0-0	0-0-		AWAY		3-0-0		0-0-0		0-4-0		
1-1-0	0-0-0	0-0-0		NEUTRAL		0-1-0		0-0-0		1-0-0		
14-15-0	0-0-0	3-1-0		CONFERENCE		0-7-0		0-0-0		11-7-0		
12-3-0	0-0-0	2-1-0		HOME		0-0-0		0-0-0		10-2-0		
1-10-0	0-0-0	0-0-0		AWAY		0-6-0		0-0-0		1-4-0		
1-2-0	0-0-0	1-0-0		NEUTRAL		0-1-0		0-0-0		0-1-0		
RPI	S	Opponent	Score	RPI	S	Opponent	Score	RPI	S	Opponent	Score	
				47	H	Mercer	7 2					
				47	H	Mercer	1 8					
				47	H	Mercer	7 6					
				47	N	Mercer	7 1					
				49	H	Bryant	5 4					
				49	H	Bryant	6 9					
								52	A	Kennesaw St.	5 9	
								52	A	Kennesaw St.	6 9	
								52	A	Kennesaw St.	8 9	
								52	N	Kennesaw St.	7 11	
								53	A	Tennessee	2 1	
								53	H	Tennessee	9 7	
								54	A	Western Caro.	12 9	
								57	N	California	0 3	
								68	H	Canisius	0 2	
								68	H	Canisius	2 9	
								68	H	Canisius	6 13	
								73	A	Auburn	3 2	
								77	A	FGCU	7 8	
								77	A	FGCU	0 8	
								77	A	FGCU	0 14	
								98	H	Radford	6 7	
								98	H	Radford	5 4	
										125	H Hartford	6 18
										125	H Hartford	5 3
										125	H Hartford	0 1
										154	A Lipscomb	0 5
										154	A Lipscomb	7 9
										154	A Lipscomb	3 6
										165	A Jacksonville	7 3
										165	A Jacksonville	6 13
										169	A Appalachian St.	6 7
										169	H Appalachian St.	5 9
										176	H Stetson	4 3
										176	H Stetson	3 5
										176	H Stetson	7 4
										176	N Stetson	2 5
										178	A Furman	8 9
										178	H Furman	3 5
										183	H North Florida	10 4
										183	H North Florida	6 5
										183	H North Florida	8 5
										192	H Citadel	12 4
										212	A Eastern Ky.	3 4
										212	H Eastern Ky.	4 3
										226	H Longwood	7 3
										226	H Longwood	4 6
										226	H Longwood	5 4
										263	H Northern Ky.	6 3
										263	H Northern Ky.	6 3
				LAST 15 GAMES								
				176	N	Stetson	2 5	77	A	FGCU	7 8	
				47	N	Mercer	7 1	77	A	FGCU	0 8	
				52	N	Kennesaw St.	7 11	77	A	FGCU	0 14	
				47	H	Mercer	1 8					
				47	H	Mercer	7 6					

**Non-Div. I Games:**

East Tenn. St.

47	H	Mercer	7	2
169	H	Appalachian St.	5	9

RPI	S	Opponent	Score	
263	H	Northern Ky.	11	13
264	H	USC Upstate	8	4
264	H	USC Upstate	3	2
264	H	USC Upstate	5	2
271	A	UNC Asheville	11	17
271	H	UNC Asheville	11	6
280	N	Ark.-Pine Bluff	7	3

East Tenn. St.

E  
a  
s  
t  
T  
e  
n  
n  
.  
S  
t  
.

E  
a  
s  
t  
T  
e  
n  
n  
.  
S  
t  
.





Wofford

71 H Samford	10	2
71 H Samford	0	2

Through Games Of 6-25-14 (FINAL)

RPI	S	Opponent	Score	
226	H	Longwood	1	7
226	H	Longwood	4	3
226	H	Longwood	4	3
231	H	Fordham	5	3
239	A	Presbyterian	10	11
239	A	Presbyterian	4	5
239	H	Presbyterian	8	7
239	N	Presbyterian	10	6
249	H	Butler	6	2
253	H	Savannah St.	4	8
264	H	USC Upstate	3	2
267	H	Marist	12	10
267	H	Marist	1	3
267	H	Marist	3	8
271	A	UNC Asheville	7	3
291	H	Alcorn	7	4
291	H	Alcorn	9	4
291	H	Alcorn	12	2

Wofford

W  
o  
f  
f  
o  
r  
d

W  
o  
f  
f  
o  
r  
d

[illegible]

**Non-Div. I Games:**

BYU

174 H Santa Clara	16	2
174 H Santa Clara	6	8

RPI	S	Opponent	Score	
185	A	Utah	4	3
185	H	Utah	20	3
185	H	Utah	10	12
219	N	Seattle	7	3
219	N	Seattle	4	2
219	N	Seattle	8	2
260	A	St. Mary's (CA)	3	10
260	A	St. Mary's (CA)	1	6
260	A	St. Mary's (CA)	4	3
270	A	Portland	11	1
270	A	Portland	6	3
270	A	Portland	6	1

Average RPI Win:		192	WON-LOST RECORD		WINNING PCT. RANK	LAST 15 GAMES	STRENGTH OF SCHEDULE		OPP. STRENGTH OF SCHEDULE	TEAM RPI	ADJ RPI	CONF. RPI	ADJ CONF. RPI
Average RPI Loss:		145											
DIV. I ONLY			24-31-0		.43636 198	7-8-0	210		215	190	.48044 190	20	20
DIV. I NON-CONF.			11-12-0		.47826 168	0-2-0	176		224	131	.505 131	18	18
TOTALS		RPI 1-25	RPI 26-50		W-L RECORDS		RPI 51-100		RPI 101-150		RPI 150+		
24-31-0		1-2-0	0-0-0		OVERALL		2-5-0		4-11-0		17-13-0		
4-8-0		0-0-0	0-0-0		HOME		0-1-0		1-2-0		3-5-0		
12-19-0		1-2-0	0-0-0		AWAY		1-3-0		2-8-0		8-6-0		
8-4-0		0-0-0	0-0-0		NEUTRAL		1-1-0		1-1-0		6-2-0		
11-12-0		1-2-0	0-0-0		NON-CONFERENCE		0-2-0		0-4-0		10-4-0		
0-2-0		0-0-0	0-0-0		HOME		0-1-0		0-0-0		0-1-0		
5-8-0		1-2-0	0-0-		AWAY		0-1-0		0-4-0		4-1-0		
6-2-0		0-0-0	0-0-0		NEUTRAL		0-0-0		0-0-0		6-2-0		
13-19-0		0-0-0	0-0-0		CONFERENCE		2-3-0		4-7-0		7-9-0		
4-6-0		0-0-0	0-0-0		HOME		0-0-0		1-2-0		3-4-0		
7-11-0		0-0-0	0-0-0		AWAY		1-2-0		2-4-0		4-5-0		
2-2-0		0-0-0	0-0-0		NEUTRAL		1-1-0		1-1-0		0-0-0		
RPI S	Opponent	Score	RPI S	Opponent	Score	RPI S	Opponent	Score	RPI S	Opponent	Score		
18 A	Louisville	8 21				60 A	Ball St.	6 7	108 A	Michigan	4 12		
18 A	Louisville	4 2				60 A	Ball St.	2 3	111 A	Miami (OH)	2 1		
18 A	Louisville	0 8				60 A	Ball St.	7 3	111 A	Miami (OH)	6 7		
						60 N	Ball St.	4 1	111 A	Miami (OH)	3 11		
						60 N	Ball St.	3 5	115 A	Memphis	2 5		
						100 A	Michigan St.	3 11	115 A	Memphis	2 3		
						100 H	Michigan St.	4 5	115 A	Memphis	2 4		
									127 N	Kent St.	2 12		
									128 A	Central Mich.	8 0		
									128 A	Central Mich.	5 8		
									128 A	Central Mich.	7 9		
									140 H	Bowling Green	6 2		
									140 H	Bowling Green	9 12		
									140 H	Bowling Green	1 3		
									140 N	Bowling Green	7 4		
									158 N	Boston College	5 3		
									171 A	Buffalo	3 7		
									171 A	Buffalo	4 5		
									171 A	Buffalo	7 8		
									172 H	Akron	2 8		
									177 N	Omaha	1 3		
									180 A	Notre Dame	6 4		
									194 N	Northeastern	2 1		
									200 A	Toledo	0 1		
									200 A	Toledo	3 0		
									200 A	Toledo	6 2		
									210 A	Valparaiso	3 2		
			LAST 15 GAMES										
			127 N	Kent St.	2 12	200 A	Toledo	6 2					
			60 N	Ball St.	4 1	200 A	Toledo	3 0					
			140 N	Bowling Green	7 4	200 A	Toledo	0 1					
			60 N	Ball St.	3 5								
			128 A	Central Mich.	5 8								

Non-Div. I Games:

Western Mich.

128 A Central Mich.	8	0
128 A Central Mich.	7	9

RPI	S	Opponent	Score	
210	H	Valparaiso	4	8
220	H	Northern Ill.	7	0
220	H	Northern Ill.	0	2
220	H	Northern Ill.	0	1
230	N	Lehigh	15	6
230	N	Lehigh	4	5
232	N	Georgetown	6	4
237	N	Maine	4	1
249	A	Butler	9	3
249	A	Butler	2	3
249	A	Butler	11	1
265	H	Eastern Mich.	3	6
265	H	Eastern Mich.	5	1
265	H	Eastern Mich.	6	1
283	N	St. Bonaventure	5	1
294	A	Ohio	4	0
294	A	Ohio	4	2
294	A	Ohio	3	5

Western Mich.

Western Mich.

Western Mich.

Average RPI Win: 168		WON-LOST	WINNING	LAST 15	STRENGTH OF		OPP. STRENGTH	TEAM	ADJ	CONF.	ADJ CONF.
Average RPI Loss: 109		RECORD	PCT. RANK	GAMES	SCHEDULE		OF SCHEDULE	RPI	RPI	RPI	RPI
DIV. I ONLY		24-33-0	.42105	210	3-12-0		117	138	191	.48021	191
DIV. I NON-CONF.		10-18-0	.35714	230	0-4-0		128	49	239	.45671	237
TOTALS		RPI 1-25	RPI 26-50		W-L RECORDS		RPI 51-100		RPI 101-150		RPI 150+
24-33-0	0-1-0	2-5-0		OVERALL		6-15-0		2-1-0		14-11-0	
16-14-0	0-0-0	1-1-0		HOME		2-6-0		2-1-0		11-6-0	
7-17-0	0-1-0	1-4-0		AWAY		3-8-0		0-0-0		3-4-0	
1-2-0	0-0-0	0-0-0		NEUTRAL		1-1-0		0-0-0		0-1-0	
10-18-0	0-1-0	2-2-0		NON-CONFERENCE		1-10-0		2-1-0		5-4-0	
9-10-0	0-0-0	1-1-0		HOME		1-5-0		2-1-0		5-3-0	
1-8-0	0-1-0	1-0-		AWAY		0-5-0		0-0-0		0-1-0	
0-0-0	0-0-0	0-0-0		NEUTRAL		0-0-0		0-0-0		0-0-0	
14-15-0	0-0-0	0-3-0		CONFERENCE		5-5-0		0-0-0		9-7-0	
7-4-0	0-0-0	0-0-0		HOME		1-1-0		0-0-0		6-3-0	
6-9-0	0-0-0	0-3-0		AWAY		3-3-0		0-0-0		3-3-0	
1-2-0	0-0-0	0-0-0		NEUTRAL		1-1-0		0-0-0		0-1-0	
RPI S	Opponent	Score	RPI S	Opponent	Score	RPI S	Opponent	Score	RPI S	Opponent	Score
15 A	South Carolina	0 4	38 H	West Virginia	2 6	55 A	Clemson	6 9	118 H	Minnesota	2 5
			39 A	Liberty	1 7	56 H	Illinois	4 5	121 H	George Mason	3 2
			39 A	Liberty	1 2	59 A	North Carolina St.	2 9	144 H	Elon	13 4
			39 A	Liberty	3 4	59 A	North Carolina St.	4 8	159 H	Pittsburgh	5 7
			41 A	Col. of Charleston	10 11	59 A	North Carolina St.	1 11	159 H	Pittsburgh	8 5
			41 H	Col. of Charleston	3 0	62 A	High Point	0 3	159 H	Pittsburgh	6 10
			45 A	North Carolina	3 2	62 A	High Point	8 11	192 A	Citadel	4 12
						62 A	High Point	1 0	192 H	Citadel	2 3
						63 H	Campbell	4 7	199 H	Winthrop	9 3
						63 H	Campbell	10 7	199 H	Winthrop	3 11
						63 N	Campbell	11 15	199 H	Winthrop	1 2
						63 N	Campbell	9 2	199 N	Winthrop	2 3
						79 H	Wichita St.	0 10	208 H	UNC Greensboro	3 0
						79 H	Wichita St.	2 5	209 H	Charleston So.	1 3
						81 H	Wake Forest	7 3	209 H	Charleston So.	7 3
						84 H	Duke	5 7	209 H	Charleston So.	8 2
						96 A	UNC Wilmington	4 5	213 A	Gardner-Webb	2 10
						96 H	UNC Wilmington	3 7	213 A	Gardner-Webb	3 0
						98 A	Radford	4 5	213 A	Gardner-Webb	6 7
						98 A	Radford	8 3	229 H	Marshall	2 1
									239 H	Presbyterian	9 3
									239 H	Presbyterian	4 0
									239 H	Presbyterian	4 3
									252 H	UMBC	7 5
									271 A	UNC Asheville	9 4
									271 A	UNC Asheville	9 7
									271 A	UNC Asheville	1 2

Non-Div. I Games:

Coastal Caro.

					RPI	S	Opponent	Score		RPI	S	Opponent	Score	
41	A	Col. of Charleston	10	11	98	A	Radford	9	3	273	H	Rhode Island	6	2
39	A	Liberty	1	2										
39	A	Liberty	3	4										
39	A	Liberty	1	7										
59	A	North Carolina St.	4	8										

[illegible]

**Non-Div. I Games:**

Citadel



208	H	UNC Greensboro	7	5
15	A	South Carolina	1	10

RPI	S	Opponent	Score	
208	H	UNC Greensboro	14	11
208	H	UNC Greensboro	7	5
208	H	UNC Greensboro	13	12
209	A	Charleston So.	7	12
209	H	Charleston So.	10	3
264	A	USC Upstate	2	6
264	H	USC Upstate	9	8
273	H	Rhode Island	4	3

T  
r  
o  
y

Troy				Through Games Of 6-25-14 (FINAL)								
Average RPI Win:	167	WON-LOST RECORD	WINNING PCT. RANK	LAST 15 GAMES	STRENGTH OF SCHEDULE	OPP. STRENGTH OF SCHEDULE	TEAM RPI	ADJ RPI	CONF. RPI	ADJ CONF. RPI		
DIV. I ONLY		25-32-0	.4386	197	5-10-0	148	106	193	.47975	193	11	11
DIV. I NON-CONF.		13-12-0	.52	133	0-0-0	194	223	187	.4849	186	11	11
TOTALS		RPI 1-25	RPI 26-50		W-L RECORDS	RPI 51-100		RPI 101-150		RPI 150+		
25-32-0	0-4-0		0-0-0	OVERALL		5-16-0		4-3-0		16-9-0		
16-14-0	0-3-0		0-0-0	HOME		1-4-0		4-3-0		11-4-0		
8-15-0	0-0-0		0-0-0	AWAY		3-10-0		0-0-0		5-5-0		
1-3-0	0-1-0		0-0-0	NEUTRAL		1-2-0		0-0-0		0-0-0		
13-12-0	0-1-0		0-0-0	NON-CONFERENCE		2-7-0		2-2-0		9-2-0		
9-6-0	0-0-0		0-0-0	HOME		0-2-0		2-2-0		7-2-0		
4-5-0	0-0-0		0-0-	AWAY		2-5-0		0-0-0		2-0-0		
0-1-0	0-1-0		0-0-0	NEUTRAL		0-0-0		0-0-0		0-0-0		
12-20-0	0-3-0		0-0-0	CONFERENCE		3-9-0		2-1-0		7-7-0		
7-8-0	0-3-0		0-0-0	HOME		1-2-0		2-1-0		4-2-0		
4-10-0	0-0-0		0-0-0	AWAY		1-5-0		0-0-0		3-5-0		
1-2-0	0-0-0		0-0-0	NEUTRAL		1-2-0		0-0-0		0-0-0		
RPI	S	Opponent	Score	RPI	S	Opponent	Score	RPI	S	Opponent	Score	
6	H	La.-Lafayette	4 15		64	A Southern Miss.	5 0	126	H	Western Ky.	10 5	
6	H	La.-Lafayette	8 11		64	A Southern Miss.	6 7	126	H	Western Ky.	11 6	
6	H	La.-Lafayette	0 11		64	A Southern Miss.	1 3	126	H	Western Ky.	4 5	
24	N	Alabama	5 10		71	A Samford	2 6	128	H Central Mich.	1 4		
					71	H Samford	9 11	128	H Central Mich.	3 2		
					73	A Auburn	0 6	128	H Central Mich.	5 4		
					76	A Arkansas St.	7 10	128	H Central Mich.	2 3		
					76	A Arkansas St.	5 8	153	A South Ala.	1 2		
					76	A Arkansas St.	2 1	153	A South Ala.	5 0		
					76	N Arkansas St.	0 12	153	H South Ala.	7 3		
					76	N Arkansas St.	4 3	153	H South Ala.	6 5		
					78	A UAB	7 2	153	H South Ala.	3 7		
					92	A Jacksonville St.	1 2	156	A UALR	4 10		
					92	H Jacksonville St.	3 7	156	A UALR	3 0		
					93	A Texas St.	3 7	156	A UALR	5 9		
					93	A Texas St.	2 5	156	H La.-Monroe	19 3		
					93	A Texas St.	2 6	156	H La.-Monroe	4 3		
					97	H Texas-Arlington	5 6	156	H La.-Monroe	4 7		
					97	H Texas-Arlington	6 11	167	A Alabama St.	8 5		
					97	H Texas-Arlington	11 8	167	H Alabama St.	8 5		
								170	A Georgia St.	3 6		
								170	A Georgia St.	13 9		
								170	A Georgia St.	6 8		
								217	A Florida A&M	7 6		
								263	H Northern Ky.	5 6		
								263	H Northern Ky.	6 2		
								263	H Northern Ky.	7 0		
				LAST 15 GAMES								
				76	N Arkansas St.	0 12						
				97	N Texas-Arlington	3 7						
				76	N Arkansas St.	4 3						
				153	H South Ala.	3 7						
				153	H South Ala.	7 3						

Non-Div. I Games:

Troy

**T  
r  
o  
y**

T  
r  
o  
y

 Tie,  Loss,  Non-Conf, S Site, H Home, A Away, N Neutral Page 387

Northeastern

Through Games Of 6-25-14 (FINAL)

Average RPI Win:	190	WON-LOST RECORD	WINNING PCT. RANK	LAST 15 GAMES	STRENGTH OF SCHEDULE	OPP. STRENGTH OF SCHEDULE	TEAM RPI	ADJ RPI	CONF. RPI	ADJ CONF. RPI	
Average RPI Loss:	142										
DIV. I ONLY	26-29-0	.47273	160	8-7-0	241	144	194	.47828	194	13	13
DIV. I NON-CONF.	16-15-0	.51613	145	2-1-0	274	195	201	.47619	200	13	13
<hr/>											
TOTALS	RPI 1-25	RPI 26-50		W-L RECORDS		RPI 51-100		RPI 101-150		RPI 150+	
26-29-0	0-0-0	2-5-0		OVERALL		1-5-0		4-4-0		19-15-0	
10-9-0	0-0-0	0-1-0		HOME		1-5-0		3-3-0		6-0-0	
12-15-0	0-0-0	2-4-0		AWAY		0-0-0		0-1-0		10-9-0	
4-5-0	0-0-0	0-0-0		NEUTRAL		0-0-0		1-0-0		3-5-0	
<hr/>											
16-15-0	0-0-0	0-4-0		NON-CONFERENCE		0-0-0		2-3-0		14-8-0	
7-3-0	0-0-0	0-1-0		HOME		0-0-0		1-2-0		6-0-0	
6-9-0	0-0-0	0-0-		AWAY		0-0-0		0-1-0		6-5-0	
3-3-0	0-0-0	0-0-0		NEUTRAL		0-0-0		1-0-0		2-3-0	
<hr/>											
10-14-0	0-0-0	2-1-0		CONFERENCE		1-5-0		2-1-0		5-7-0	
3-6-0	0-0-0	0-0-0		HOME		1-5-0		2-1-0		0-0-0	
6-6-0	0-0-0	2-1-0		AWAY		0-0-0		0-0-0		4-5-0	
1-2-0	0-0-0	0-0-0		NEUTRAL		0-0-0		0-0-0		1-2-0	
<hr/>											
RPI	S	Opponent	Score	RPI	S	Opponent	Score	RPI	S	Opponent	Score
				31	A	Texas A&M	2 10	70	H	William & Mary	3 5
				31	A	Texas A&M	2 11	70	H	William & Mary	2 3
				31	A	Texas A&M	0 1	70	H	William & Mary	6 8
				41	A	Col. of Charleston	5 3	96	H	UNC Wilmington	1 3
				41	A	Col. of Charleston	0 3	96	H	UNC Wilmington	2 3
				41	A	Col. of Charleston	4 3	96	H	UNC Wilmington	5 3
				49	H	Bryant	0 3				
										125	H Hartford
										128	N Central Mich.
										132	H UConn
										136	H Towson
										136	H Towson
										136	H Towson
										145	A Virginia Tech
										150	H Fairfield
										158	H Boston College
										158	H Boston College
										161	A Delaware
										161	A Delaware
										161	A Delaware
										161	N Delaware
										161	N Delaware
										180	A Notre Dame
										180	A Notre Dame
										180	A Notre Dame
										190	N Western Mich.
										201	A Houston Baptist
										201	A Houston Baptist
										201	A Houston Baptist
				LAST 15 GAMES							
				161	N	Delaware	2 3	205	A	James Madison	17 1
				205	N	James Madison	3 1	205	A	James Madison	8 4
				161	N	Delaware	3 4	205	A	James Madison	2 3
				96	H	UNC Wilmington	5 3			205	N James Madison
				96	H	UNC Wilmington	2 3			218	H UMass Lowell

Non-Div. I Games:

Northeastern

96	H	UNC Wilmington	1	3
218	H	UMass Lowell	7	3

RPI	S	Opponent	Score	
225	A	Massachusetts	3	5
228	A	Hofstra	12	5
228	A	Hofstra	10	2
228	A	Hofstra	8	10
237	N	Maine	5	6
239	N	Presbyterian	3	4
239	N	Presbyterian	12	11
257	A	Villanova	5	2
257	A	Villanova	3	8
257	A	Villanova	4	1
258	H	Niagara	2	1
258	H	Niagara	6	2
258	H	Niagara	7	0
273	A	Rhode Island	6	0
283	N	St. Bonaventure	7	2

Northeastern

N  
o  
r  
t  
h  
e  
a  
s  
t  
e  
r  
n

N  
o  
r  
t  
h  
e  
a  
s  
t  
e  
r  
n

Average RPI Win:		126	WON-LOST RECORD		WINNING PCT. RANK	LAST 15 GAMES	STRENGTH OF SCHEDULE		OPP. STRENGTH OF SCHEDULE	TEAM RPI	ADJ RPI	CONF. RPI	ADJ CONF. RPI
Average RPI Loss:		96	19-38-0		.33333 259	7-8-0	63		124	195	.47798 195	9	9
DIV. I ONLY			8-16-0		.33333 239	2-2-0	135		115	223	.46528 222	9	9
DIV. I NON-CONF.													
TOTALS		RPI 1-25	RPI 26-50		W-L RECORDS		RPI 51-100		RPI 101-150		RPI 150+		
19-38-0		0-3-0	5-10-0		OVERALL		2-7-0		5-11-0		7-7-0		
8-19-0		0-2-0	2-5-0		HOME		1-5-0		3-4-0		2-3-0		
10-17-0		0-1-0	3-4-0		AWAY		1-2-0		2-6-0		4-4-0		
1-2-0		0-0-0	0-1-0		NEUTRAL		0-0-0		0-1-0		1-0-0		
8-16-0		0-3-0	1-1-0		NON-CONFERENCE		1-2-0		1-5-0		5-5-0		
3-9-0		0-2-0	0-1-0		HOME		1-2-0		0-1-0		2-3-0		
5-7-0		0-1-0	1-0-0		AWAY		0-0-0		1-4-0		3-2-0		
0-0-0		0-0-0	0-0-0		NEUTRAL		0-0-0		0-0-0		0-0-0		
11-22-0		0-0-0	4-9-0		CONFERENCE		1-5-0		4-6-0		2-2-0		
5-10-0		0-0-0	2-4-0		HOME		0-3-0		3-3-0		0-0-0		
5-10-0		0-0-0	2-4-0		AWAY		1-2-0		1-2-0		1-2-0		
1-2-0		0-0-0	0-1-0		NEUTRAL		0-0-0		0-1-0		1-0-0		
RPI S	Opponent	Score	RPI S	Opponent	Score	RPI S	Opponent	Score	RPI S	Opponent	Score		
16 A	Cal Poly	5 12	27 A	Stanford	10 8	51 H	UC Santa Barbara	2 3	112 H	Fresno St.	5 2		
16 H	Cal Poly	3 5	27 H	Stanford	3 9	51 H	UC Santa Barbara	7 5	112 H	Fresno St.	0 8		
25 H	Washington	0 7	35 A	UNLV	1 9	51 H	UC Santa Barbara	1 10	112 H	Fresno St.	3 2		
			35 A	UNLV	4 3	69 A	New Mexico	1 10	131 A	Nevada	4 6		
			35 A	UNLV	1 2	69 A	New Mexico	8 5	131 A	Nevada	7 4		
			35 H	UNLV	3 2	69 A	New Mexico	4 9	131 A	Nevada	3 8		
			35 H	UNLV	2 18	69 H	New Mexico	2 5	131 H	Nevada	2 1		
			35 H	UNLV	1 2	69 H	New Mexico	2 14	131 H	Nevada	4 7		
			40 A	San Diego St.	9 5	69 H	New Mexico	6 11	131 H	Nevada	5 6		
			40 A	San Diego St.	3 14				131 N	Nevada	0 4		
			40 A	San Diego St.	2 3				134 A	Washington St.	7 3		
			40 H	San Diego St.	8 13				134 A	Washington St.	9 12		
			40 H	San Diego St.	6 4				134 A	Washington St.	2 4		
			40 H	San Diego St.	3 5				134 A	Washington St.	3 16		
			40 N	San Diego St.	1 15				147 A	Pacific	1 2		
									147 H	Pacific	1 5		
									155 A	San Francisco	4 3		
									155 A	San Francisco	3 6		
									155 H	San Francisco	2 7		
									174 A	Santa Clara	10 7		
									174 H	Santa Clara	4 7		
									186 A	UC Davis	5 9		
									186 H	UC Davis	2 5		
									186 H	UC Davis	4 3		
									223 A	Air Force	7 8		
									223 A	Air Force	4 2		
									223 A	Air Force	9 10		
LAST 15 GAMES						155 A	San Francisco	3 6					
			131 N	Nevada	0 4	112 H	Fresno St.	5 2					
			223 N	Air Force	11 3	112 H	Fresno St.	0 8					
			40 N	San Diego St.	1 15								
			27 A	Stanford	10 8								
			223 A	Air Force	7 8								

Non-Div. I Games:

San Jose St.

223	A	Air Force	9	10
223	A	Air Force	4	2

RPI	S	Opponent	Score	
223	N	Air Force	11	3
260	A	St. Mary's (CA)	6	3
260	H	St. Mary's (CA)	10	0

San Jose St.

S  
a  
n  
J  
o  
s  
e  
S  
t  
.

S  
a  
n  
J  
o  
s  
e  
S  
t  
.

Average RPI Win: 164		WON-LOST RECORD		WINNING PCT. RANK		LAST 15 GAMES		STRENGTH OF SCHEDULE		OPP. STRENGTH OF SCHEDULE		TEAM RPI		ADJ RPI		CONF. RPI		ADJ CONF. RPI	
DIV. I ONLY		24-30-1		.44545 186		6-8-1		136		170		196		.47689 196		21		21	
DIV. I NON-CONF.		11-14-0		.44 191		1-2-0		35		55		128		.50565 128		22		22	
TOTALS		RPI 1-25		RPI 26-50		W-L RECORDS		RPI 51-100		RPI 101-150		RPI 150+							
24-30-1		0-2-0		2-2-0		OVERALL		3-10-0		7-6-1		12-10-0							
16-18-0		0-1-0		2-2-0		HOME		2-6-0		7-2-0		5-7-0							
8-12-1		0-1-0		0-0-0		AWAY		1-4-0		0-4-1		7-3-0							
0-0-0		0-0-0		0-0-0		NEUTRAL		0-0-0		0-0-0		0-0-0							
11-14-0		0-2-0		2-2-0		NON-CONFERENCE		2-5-0		5-3-0		2-2-0							
9-7-0		0-1-0		2-2-0		HOME		1-1-0		5-1-0		1-2-0							
2-7-0		0-1-0		0-0-0		AWAY		1-4-0		0-2-0		1-0-0							
0-0-0		0-0-0		0-0-0		NEUTRAL		0-0-0		0-0-0		0-0-0							
13-16-1		0-0-0		0-0-0		CONFERENCE		1-5-0		2-3-1		10-8-0							
7-11-0		0-0-0		0-0-0		HOME		1-5-0		2-1-0		4-5-0							
6-5-1		0-0-0		0-0-0		AWAY		0-0-0		0-2-1		6-3-0							
0-0-0		0-0-0		0-0-0		NEUTRAL		0-0-0		0-0-0		0-0-0							
RPI S	Opponent	Score		RPI S	Opponent	Score		RPI S	Opponent	Score		RPI S	Opponent	Score					
2 A	Vanderbilt	1	2	32 H	Indiana St.	2	4	72 H	Southeast Mo. St.	1	11	111 H	Miami (OH)	9	8				
2 H	Vanderbilt	4	8	47 H	Mercer	6	5	72 H	Southeast Mo. St.	3	6	115 A	Memphis	1	2				
				47 H	Mercer	4	9	72 H	Southeast Mo. St.	0	7	115 H	Memphis	12	5				
				47 H	Mercer	4	3	80 A	Evansville	11	7	116 H	Tennessee Tech	2	3				
								80 H	Evansville	12	7	116 H	Tennessee Tech	2	1				
								82 A	Oklahoma	1	10	116 H	Tennessee Tech	10	6				
								82 A	Oklahoma	3	4	126 A	Western Ky.	3	13				
								82 A	Oklahoma	5	6	126 H	Western Ky.	7	3				
								90 A	Middle Tenn.	0	4	140 H	Bowling Green	3	1				
								90 H	Middle Tenn.	3	13	140 H	Bowling Green	2	1				
								92 H	Jacksonville St.	1	9	140 H	Bowling Green	3	8				
								92 H	Jacksonville St.	5	6	149 A	Eastern Ill.	2	10				
								92 H	Jacksonville St.	10	3	149 A	Eastern Ill.	5	7				
												149 A	Eastern Ill.	5	5				
												154 A	Lipscomb	2	1				
												154 H	Lipscomb	13	3				
												184 A	Morehead St.	2	12				
												184 A	Morehead St.	8	6				
												184 A	Morehead St.	3	2				
												202 H	Southern Ill.	6	7				
												212 H	Eastern Ky.	1	3				
												212 H	Eastern Ky.	2	10				
												212 H	Eastern Ky.	6	12				
												216 H	Dayton	1	4				
												224 A	Murray St.	5	1				
												224 A	Murray St.	13	2				
												224 A	Murray St.	5	7				
LAST 15 GAMES				116 H	Tennessee Tech	2	3	80 A	Evansville	11	7	212 H	Eastern Ky.	6	12				
				116 H	Tennessee Tech	2	1	92 H	Jacksonville St.	10	3	216 H	Dayton	1	4				
				116 H	Tennessee Tech	10	6	92 H	Jacksonville St.	5	6	224 A	Murray St.	5	1				
				90 H	Middle Tenn.	3	13					224 A	Murray St.	13	2				
				224 A	Murray St.	5	7					224 A	Murray St.	5	7				

Non-Div. I Games:

Belmont



224	A	Murray St.	5	1
224	A	Murray St.	13	2

RPI	S	Opponent	Score	
236	H	Austin Peay	0	3
236	H	Austin Peay	4	2
236	H	Austin Peay	2	3
245	A	SIUE	8	5
245	A	SIUE	8	3
245	A	SIUE	2	3
290	H	UT Martin	5	1
290	H	UT Martin	3	1
290	H	UT Martin	6	3

Belmont

Belmont

Belmont

[illegible]

**Non-Div. I Games:**

Bethune-Cookman

255 N Norfolk St.	10	2
295 N UMES	4	0

RPI	S	Opponent	Score	
255	N	Norfolk St.	4	2
277	A	N.C. A&T	4	5
277	A	N.C. A&T	3	4
277	A	N.C. A&T	3	1
277	H	N.C. A&T	1	5
277	H	N.C. A&T	8	12
277	H	N.C. A&T	5	3
286	A	N.C. Central	3	5
286	A	N.C. Central	9	3
286	A	N.C. Central	3	2
286	H	N.C. Central	2	3
286	H	N.C. Central	4	7
286	H	N.C. Central	12	1
295	N	UMES	4	0

Bethune-Cookman

B  
e  
t  
h  
u  
n  
e  
-  
C  
o  
o  
k  
m  
a  
n

B  
e  
t  
h  
u  
n  
e  
-  
C  
o  
o  
k  
m  
a  
n

Average RPI Win:	150	WON-LOST	WINNING	LAST 15	STRENGTH OF	OPP. STRENGTH	TEAM	ADJ	CONF.	ADJ CONF.				
Average RPI Loss:	73	RECORD	PCT. RANK	GAMES	SCHEDULE	OF SCHEDULE	RPI	RPI	RPI	RPI				
DIV. I ONLY		22-33-0	.4	223	5-10-0	76	73	198	.47634	198	4	4		
DIV. I NON-CONF.		12-11-0	.52174	130	2-1-0	169	255	233	.45951	232	3	3		
<hr/>														
TOTALS	RPI 1-25	RPI 26-50		W-L RECORDS		RPI 51-100		RPI 101-150		RPI 150+				
22-33-0	1-5-0	4-11-0		OVERALL		2-6-0		5-8-0		10-3-0				
18-20-0	1-2-0	3-7-0		HOME		1-1-0		5-8-0		8-2-0				
4-13-0	0-3-0	1-4-0		AWAY		1-5-0		0-0-0		2-1-0				
0-0-0	0-0-0	0-0-0		NEUTRAL		0-0-0		0-0-0		0-0-0				
12-11-0	0-0-0	1-3-0		NON-CONFERENCE		1-1-0		2-5-0		8-2-0				
12-11-0	0-0-0	1-3-0		HOME		1-1-0		2-5-0		8-2-0				
0-0-0	0-0-0	0-0-		AWAY		0-0-0		0-0-0		0-0-0				
0-0-0	0-0-0	0-0-0		NEUTRAL		0-0-0		0-0-0		0-0-0				
10-22-0	1-5-0	3-8-0		CONFERENCE		1-5-0		3-3-0		2-1-0				
6-9-0	1-2-0	2-4-0		HOME		0-0-0		3-3-0		0-0-0				
4-13-0	0-3-0	1-4-0		AWAY		1-5-0		0-0-0		2-1-0				
0-0-0	0-0-0	0-0-0		NEUTRAL		0-0-0		0-0-0		0-0-0				
RPI	S	Opponent	Score		RPI	S	Opponent	Score		RPI	S	Opponent	Score	
13	H	Oregon St.	11	2	26	A	Oregon	1	6	51	H	UC Santa Barbara	10	5
13	H	Oregon St.	2	11	26	A	Oregon	1	5	51	H	UC Santa Barbara	2	10
13	H	Oregon St.	0	11	26	A	Oregon	6	7	57	A	California	6	7
25	A	Washington	2	5	27	H	Stanford	3	5	57	A	California	6	0
25	A	Washington	7	8	27	H	Stanford	6	10	57	A	California	4	6
25	A	Washington	0	8	27	H	Stanford	3	2	61	A	Southern California	0	2
					28	H	Mississippi St.	12	3	61	A	Southern California	0	1
					28	H	Mississippi St.	4	6	61	A	Southern California	4	5
					30	H	Long Beach St.	2	3					
					30	H	Long Beach St.	4	11					
					46	A	Arizona St.	10	9					
					46	A	Arizona St.	6	14					
					46	H	Arizona St.	0	7					
					46	H	Arizona St.	1	2					
					46	H	Arizona St.	6	1					
LAST 15 GAMES														
					287	H	Abilene Christian	14	1	27	H	Stanford	6	10
					287	H	Abilene Christian	5	6	27	H	Stanford	3	2
					287	H	Abilene Christian	4	3	26	A	Oregon	1	5
					57	A	California	4	6					
					57	A	California	6	7					

Non-Div. I Games:

Arizona

57 A California	6	0
27 H Stanford	3	5

A  
r  
i  
z  
o  
n  
a

A  
r  
i  
z  
o  
n  
a

[illegible]

**Non-Div. I Games:**

# Winthrop

226	H	Longwood	6	10
226	H	Longwood	4	3

RPI	S	Opponent	Score	
213	A	Gardner-Webb	3	2
213	A	Gardner-Webb	0	8
213	A	Gardner-Webb	7	3
226	H	Longwood	5	2
226	H	Longwood	6	10
226	H	Longwood	4	3
239	A	Presbyterian	6	4
239	A	Presbyterian	1	3
239	A	Presbyterian	0	6
264	A	USC Upstate	2	3
264	H	USC Upstate	13	5
271	H	UNC Asheville	4	3
271	H	UNC Asheville	4	3
271	H	UNC Asheville	6	7
277	A	N.C. A&T	1	4
277	H	N.C. A&T	8	2
298	H	Coppin St.	8	4
298	H	Coppin St.	3	1





190	H	Western Mich.	0	3
190	H	Western Mich.	1	0

RPI	S	Opponent	Score	
216	A	Dayton	11	6
216	H	Dayton	5	4
220	A	Northern Ill.	6	4
220	A	Northern Ill.	10	4
220	A	Northern Ill.	0	7
255	N	Norfolk St.	11	3
261	A	Youngstown St.	6	2
265	H	Eastern Mich.	2	5
265	H	Eastern Mich.	5	10
265	H	Eastern Mich.	4	2
282	N	Texas Southern	1	0
294	H	Ohio	2	3
294	H	Ohio	3	0
294	H	Ohio	7	4

T  
o  
l  
e  
d  
o

T  
o  
l  
e  
d  
o

H  
O  
U  
S  
T  
O  
N  
B  
A  
P  
T  
I  
S  
T

Houston Baptist						Through Games Of 6-25-14 (FINAL)																							
Average RPI Win:		187	WON-LOST RECORD			WINNING PCT. RANK			LAST 15 GAMES			STRENGTH OF SCHEDULE			OPP. STRENGTH OF SCHEDULE			TEAM RPI			ADJ RPI			CONF. RPI			ADJ CONF. RPI		
DIV. I ONLY		23-28-0		.45098 179		6-9-0				196		155		201		.47473 201		17		18									
DIV. I NON-CONF.		12-12-0		.5 147		1-2-0				164		191		153		.49674 153		16		17									
TOTALS		RPI 1-25		RPI 26-50		W-L RECORDS		RPI 51-100		RPI 101-150		RPI 150+																	
23-28-0		0-2-0		1-7-0		OVERALL		4-4-0		4-7-0		14-8-0																	
14-11-0		0-0-0		0-3-0		HOME		1-0-0		2-2-0		11-6-0																	
8-14-0		0-2-0		0-1-0		AWAY		3-4-0		2-5-0		3-2-0																	
1-3-0		0-0-0		1-3-0		NEUTRAL		0-0-0		0-0-0		0-0-0																	
12-12-0		0-2-0		1-4-0		NON-CONFERENCE		2-3-0		2-0-0		7-3-0																	
8-2-0		0-0-0		0-0-0		HOME		1-0-0		1-0-0		6-2-0																	
3-7-0		0-2-0		0-0-		AWAY		1-3-0		1-0-0		1-1-0																	
1-3-0		0-0-0		1-3-0		NEUTRAL		0-0-0		0-0-0		0-0-0																	
11-16-0		0-0-0		0-3-0		CONFERENCE		2-1-0		2-7-0		7-5-0																	
6-9-0		0-0-0		0-3-0		HOME		0-0-0		1-2-0		5-4-0																	
5-7-0		0-0-0		0-0-0		AWAY		2-1-0		1-5-0		2-1-0																	
0-0-0		0-0-0		0-0-0		NEUTRAL		0-0-0		0-0-0		0-0-0																	
RPI	S	Opponent		Score		RPI	S	Opponent		Score		RPI	S	Opponent		Score													
7	A	TCU		0 13		31	A	Texas A&M		1 5		67	A	Southeastern La.		7 1													
14	A	Rice		1 6		34	H	Sam Houston St.		2 7		67	A	Southeastern La.		6 13													
						34	H	Sam Houston St.		1 3		67	A	Southeastern La.		6 0													
						34	H	Sam Houston St.		4 8		75	A	Baylor		3 9													
						44	N	Kansas		1 14		95	A	Oral Roberts		11 10													
						44	N	Kansas		4 2		95	A	Oral Roberts		3 5													
						44	N	Kansas		5 11		95	A	Oral Roberts		5 6													
						44	N	Kansas		0 5		97	H	Texas-Arlington		7 4													
						LAST 15 GAMES																							
						166 H Stephen F. Austin						3 4		160 A Lamar						13 2									
						166 H Stephen F. Austin						3 10		160 A Lamar						7 3									
						166 H Stephen F. Austin						6 5		160 A Lamar						1 9									
						34 H Sam Houston St.						4 8		282 A Texas Southern						3 1									
						34 H Sam Houston St.						2 7		282 H Texas Southern						2 4									
														287 H Abilene Christian						6 3									
														287 H Abilene Christian						2 4									

Non-Div. I Games:

Houston Baptist

H  
O  
U  
S  
T  
O  
N  
B  
A  
P  
T  
I  
S  
T

34	H	Sam Houston St.	1	3
14	A	Rice	1	6

RPI	S	Opponent	Score	
287	H	Abilene Christian	3	0
296	A	Prairie View	8	9
296	H	Prairie View	12	5
296	H	Prairie View	6	2
296	H	Prairie View	12	4
296	H	Prairie View	4	3

Houston Baptist

H  
o  
u  
s  
t  
o  
n  
B  
a  
p  
t  
i  
s  
t

H  
o  
u  
s  
t  
o  
n  
B  
a  
p  
t  
i  
s  
t

Average RPI Win: 179		WON-LOST RECORD		WINNING PCT. RANK		LAST 15 GAMES		STRENGTH OF SCHEDULE		OPP. STRENGTH OF SCHEDULE		TEAM RPI		ADJ RPI		CONF. RPI		ADJ CONF. RPI	
DIV. I ONLY		26-31-0		.45614 174		5-10-0		234		102		202		.4743 202		7		7	
DIV. I NON-CONF.		21-12-0		.63636 56		3-1-0		297		118		169		.49181 169		8		8	
TOTALS		RPI 1-25		RPI 26-50		W-L RECORDS		RPI 51-100		RPI 101-150		RPI 150+							
26-31-0		0-0-0		1-6-0		OVERALL		5-13-0		5-4-0		15-8-0							
15-8-0		0-0-0		1-2-0		HOME		4-3-0		1-0-0		9-3-0							
6-20-0		0-0-0		0-4-0		AWAY		0-8-0		3-4-0		3-4-0							
5-3-0		0-0-0		0-0-0		NEUTRAL		1-2-0		1-0-0		3-1-0							
21-12-0		0-0-0		0-1-0		NON-CONFERENCE		3-3-0		4-2-0		14-6-0							
12-2-0		0-0-0		0-0-0		HOME		3-1-0		1-0-0		8-1-0							
5-9-0		0-0-0		0-0-		AWAY		0-2-0		2-2-0		3-4-0							
4-1-0		0-0-0		0-0-0		NEUTRAL		0-0-0		1-0-0		3-1-0							
5-19-0		0-0-0		1-5-0		CONFERENCE		2-10-0		1-2-0		1-2-0							
3-6-0		0-0-0		1-2-0		HOME		1-2-0		0-0-0		1-2-0							
1-11-0		0-0-0		0-3-0		AWAY		0-6-0		1-2-0		0-0-0							
1-2-0		0-0-0		0-0-0		NEUTRAL		1-2-0		0-0-0		0-0-0							
RPI	S	Opponent	Score	RPI	S	Opponent	Score	RPI	S	Opponent	Score	RPI	S	Opponent	Score				
				28	A	Mississippi St.	0 3	56	A	Illinois	1 10	110	A	Missouri St.	9 5				
				32	H	Indiana St.	4 5	56	H	Illinois	1 5	110	A	Missouri St.	5 6				
				32	H	Indiana St.	2 1	56	H	Illinois	3 2	110	A	Missouri St.	3 8				
				32	H	Indiana St.	4 5	56	H	Illinois	6 5	126	A	Western Ky.	4 6				
				37	A	Dallas Baptist	6 11	72	A	Southeast Mo. St.	4 5	126	A	Western Ky.	3 2				
				37	A	Dallas Baptist	5 6	72	H	Southeast Mo. St.	5 2	126	A	Western Ky.	1 6				
				37	A	Dallas Baptist	4 10	79	A	Wichita St.	3 4	133	A	Nicholls St.	8 7				
								79	A	Wichita St.	0 10	139	N	Missouri	4 2				
								79	A	Wichita St.	1 11	149	H	Eastern Ill.	3 2				
								79	N	Wichita St.	1 2	153	A	South Ala.	3 4				
								80	H	Evansville	8 2	153	A	South Ala.	1 4				
								80	H	Evansville	4 8	153	A	South Ala.	4 5				
								80	H	Evansville	2 4	162	H	Bradley	6 1				
								80	N	Evansville	9 1	162	H	Bradley	2 7				
								87	A	Illinois St.	3 4	162	H	Bradley	4 7				
								87	A	Illinois St.	1 2	196	A	Belmont	7 6				
								87	A	Illinois St.	2 3	206	H	Purdue	4 0				
								87	N	Illinois St.	1 6	206	H	Purdue	5 4				
												206	H	Purdue	2 3				
												220	N	Northern Ill.	3 1				
												220	N	Northern Ill.	2 1				
												220	N	Northern Ill.	0 1				
												224	A	Murray St.	6 7				
				79	N	Wichita St.	1 2	300	H	Mississippi Val.	6 1	224	H	Murray St.	10 9				
				87	N	Illinois St.	1 6	300	H	Mississippi Val.	8 2	234	N	Western Ill.	10 3				
				80	N	Evansville	9 1	80	H	Evansville	4 8	236	A	Austin Peay	14 4				
				37	A	Dallas Baptist	4 10					236	H	Austin Peay	3 0				
				37	A	Dallas Baptist	5 6												

**Non-Div. I Games:**

Southern Ill.

37	A	Dallas Baptist	6	11
300	H	Mississippi Val.	5	1

RPI	S	Opponent	Score	
290	A	UT Martin	6	2
290	H	UT Martin	16	5
300	H	Mississippi Val.	5	1
300	H	Mississippi Val.	8	2
300	H	Mississippi Val.	6	1

M  
o  
n  
m  
o  
u  
t  
h

Monmouth					Through Games Of 6-25-14 (FINAL)									
Average RPI Win:		244	WON-LOST	WINNING	LAST 15	STRENGTH OF	OPP. STRENGTH	TEAM	ADJ	CONF.	ADJ CONF.			
Average RPI Loss:		160	RECORD	PCT. RANK	GAMES	SCHEDULE	OF SCHEDULE	RPI	RPI	RPI	RPI			
DIV. I ONLY			24-25-0	.4898 151	10-5-0	276	249	203	.47352 203	29	29			
DIV. I NON-CONF.			10-13-0	.43478 193	2-0-0	189	164	151	.49906 151	27	27			
<hr/>														
TOTALS		RPI 1-25	RPI 26-50		W-L RECORDS	RPI 51-100		RPI 101-150		RPI 150+				
24-25-0		0-3-0	0-0-0		OVERALL	1-6-0		2-5-0		21-11-0				
11-2-0		0-0-0	0-0-0		HOME	0-0-0		0-0-0		11-2-0				
10-19-0		0-3-0	0-0-0		AWAY	1-6-0		1-3-0		8-7-0				
3-4-0		0-0-0	0-0-0		NEUTRAL	0-0-0		1-2-0		2-2-0				
<hr/>														
10-13-0		0-3-0	0-0-0		NON-CONFERENCE	1-3-0		1-3-0		8-4-0				
2-1-0		0-0-0	0-0-0		HOME	0-0-0		0-0-0		2-1-0				
7-10-0		0-3-0	0-0-		AWAY	1-3-0		0-1-0		6-3-0				
1-2-0		0-0-0	0-0-0		NEUTRAL	0-0-0		1-2-0		0-0-0				
<hr/>														
14-12-0		0-0-0	0-0-0		CONFERENCE	0-3-0		1-2-0		13-7-0				
9-1-0		0-0-0	0-0-0		HOME	0-0-0		0-0-0		9-1-0				
3-9-0		0-0-0	0-0-0		AWAY	0-3-0		1-2-0		2-4-0				
2-2-0		0-0-0	0-0-0		NEUTRAL	0-0-0		0-0-0		2-2-0				
<hr/>														
RPI S	Opponent		Score		RPI S	Opponent		Score		RPI S	Opponent		Score	
1	A	Virginia	3	6						105	A	Seton Hall	3	4
1	A	Virginia	2	6						136	N	Towson	5	6
1	A	Virginia	3	5						136	N	Towson	0	3
										137	N	Penn	7	5
										150	A	Fairfield	3	10
										150	A	Fairfield	1	7
										150	A	Fairfield	2	0
										182	N	Siena	5	6
										204	H	Wagner	1	4
										221	A	Temple	4	3
										221	A	Temple	7	4
										221	H	Temple	4	2
										222	A	Princeton	3	0
										228	A	Hofstra	14	4
										238	N	Quinnipiac	0	4
										238	N	Quinnipiac	5	2
										240	A	Lafayette	9	2
										256	H	Fairleigh Dickinson	10	0
										258	H	Niagara	5	7
										266	A	Navy	3	4
										267	H	Marist	3	1
										267	H	Marist	2	0
										267	H	Marist	4	1
										268	A	George Washington	6	5
										268	A	George Washington	0	1
										268	A	George Washington	0	1
										276	A	Manhattan	6	0
<hr/>														
LAST 15 GAMES														
					182	N	Siena	5	6	284	H	Iona	6	0
					238	N	Quinnipiac	5	2	284	H	Iona	10	0
					276	N	Manhattan	8	7	284	H	Iona	5	2
					238	N	Quinnipiac	0	4					
					68	A	Canisius	2	9					

M  
o  
n  
m  
o  
u  
t  
h

Non-Div. I Games:

Monmouth

68 A Canisius	4	16
68 A Canisius	4	15

RPI	S	Opponent	Score	
276	A	Manhattan	4	5
276	A	Manhattan	0	2
276	N	Manhattan	8	7
284	H	Iona	5	2
284	H	Iona	6	0
284	H	Iona	10	0
285	H	Rider	3	0
285	H	Rider	5	4
285	H	Rider	13	5
288	A	Saint Peter's	7	8
288	A	Saint Peter's	9	7
288	A	Saint Peter's	6	7

Monmouth

Monmouth

Monmouth

Average RPI Win: 202		WON-LOST RECORD		WINNING PCT. RANK		LAST 15 GAMES		STRENGTH OF SCHEDULE		OPP. STRENGTH OF SCHEDULE		TEAM RPI		ADJ RPI		CONF. RPI		ADJ CONF. RPI	
DIV. I ONLY		19-35-0		.35185 249		7-8-0		84		260		204		.47262 204		19		19	
DIV. I NON-CONF.		8-20-0		.28571 261		1-0-0		70		289		218		.4677 217		20		20	
TOTALS		RPI 1-25		RPI 26-50		W-L RECORDS		RPI 51-100		RPI 101-150		RPI 150+							
19-35-0		0-3-0		2-3-0		OVERALL		1-7-0		3-14-0		13-8-0							
12-7-0		0-0-0		0-0-0		HOME		1-0-0		2-3-0		9-4-0							
7-26-0		0-3-0		2-2-0		AWAY		0-7-0		1-10-0		4-4-0							
0-2-0		0-0-0		0-1-0		NEUTRAL		0-0-0		0-1-0		0-0-0							
8-20-0		0-3-0		0-0-0		NON-CONFERENCE		1-7-0		1-7-0		6-3-0							
5-2-0		0-0-0		0-0-0		HOME		1-0-0		0-1-0		4-1-0							
3-18-0		0-3-0		0-0-		AWAY		0-7-0		1-6-0		2-2-0							
0-0-0		0-0-0		0-0-0		NEUTRAL		0-0-0		0-0-0		0-0-0							
11-15-0		0-0-0		2-3-0		CONFERENCE		0-0-0		2-7-0		7-5-0							
7-5-0		0-0-0		0-0-0		HOME		0-0-0		2-2-0		5-3-0							
4-8-0		0-0-0		2-2-0		AWAY		0-0-0		0-4-0		2-2-0							
0-2-0		0-0-0		0-1-0		NEUTRAL		0-0-0		0-1-0		0-0-0							
RPI S	Opponent	Score		RPI S	Opponent	Score		RPI S	Opponent	Score		RPI S	Opponent	Score					
16 A	Cal Poly	1	8	49 A	Bryant	0	4	51 A	UC Santa Barbara	4	8	105 A	Seton Hall	4	8				
16 A	Cal Poly	2	7	49 A	Bryant	0	16	51 A	UC Santa Barbara	2	9	107 H	St. John's (NY)	0	3				
16 A	Cal Poly	1	3	49 A	Bryant	6	4	51 A	UC Santa Barbara	1	7	120 H	Sacred Heart	6	2				
				49 A	Bryant	1	0	51 A	UC Santa Barbara	3	13	120 H	Sacred Heart	4	1				
				49 N	Bryant	2	5	89 H	Rutgers	10	7	120 H	Sacred Heart	3	4				
								93 A	Texas St.	5	8	120 H	Sacred Heart	1	3				
								93 A	Texas St.	7	9	120 N	Sacred Heart	8	13				
								93 A	Texas St.	1	3	135 A	Central Conn. St.	2	8				
												135 A	Central Conn. St.	1	2				
												135 A	Central Conn. St.	0	4				
												135 A	Central Conn. St.	0	7				
												144 A	Elon	3	7				
												144 A	Elon	2	14				
												144 A	Elon	1	11				
												148 A	Army	0	4				
												148 A	Army	1	8				
												148 A	Army	2	1				
												203 A	Monmouth	4	1				
												207 A	LIU Brooklyn	3	7				
												207 A	LIU Brooklyn	6	2				
												207 A	LIU Brooklyn	1	11				
												207 A	LIU Brooklyn	4	2				
												228 H	Hofstra	2	1				
												242 H	Mt. St. Mary's	0	1				
												242 H	Mt. St. Mary's	13	2				
												242 H	Mt. St. Mary's	6	2				
												242 H	Mt. St. Mary's	3	4				
LAST 15 GAMES				120 N Sacred Heart				8	13	120 H Sacred Heart				3	4				
				49 N Bryant				2	5	120 H Sacred Heart				6	2				
				49 A Bryant				1	0	120 H Sacred Heart				4	1				
				49 A Bryant				6	4										
				49 A Bryant				0	16										

Non-Div. I Games:

Wagner



49	A	Bryant	0	4
120	H	Sacred Heart	1	3

RPI	S	Opponent	Score	
256	H	Fairleigh Dickinson	12	5
256	H	Fairleigh Dickinson	3	7
256	H	Fairleigh Dickinson	1	0
256	H	Fairleigh Dickinson	5	1
257	A	Villanova	3	7
285	A	Rider	4	9
285	H	Rider	3	2
288	H	Saint Peter's	13	7
293	A	NJIT	9	7
293	H	NJIT	3	2
293	H	NJIT	0	5

Wagner

W  
a  
g  
n  
e  
r

W  
a  
g  
n  
e  
r

Average RPI Win:		158	WON-LOST RECORD		WINNING PCT. RANK		LAST 15 GAMES		STRENGTH OF SCHEDULE		OPP. STRENGTH OF SCHEDULE		TEAM RPI		ADJ RPI		CONF. RPI		ADJ CONF. RPI	
DIV. I ONLY			17-36-0		.32075 266		5-10-0		65		150		205		.47253 205		13		13	
DIV. I NON-CONF.			9-22-0		.29032 260		1-4-0		61		156		224		.46475 223		13		13	
TOTALS		RPI 1-25		RPI 26-50		W-L RECORDS		RPI 51-100		RPI 101-150		RPI 150+								
17-36-0		1-3-0		0-5-0		OVERALL		3-9-0		3-8-0		10-11-0								
8-14-0		0-2-0		0-0-0		HOME		2-3-0		1-3-0		5-6-0								
7-18-0		1-1-0		0-3-0		AWAY		1-5-0		2-5-0		3-4-0								
2-4-0		0-0-0		0-2-0		NEUTRAL		0-1-0		0-0-0		2-1-0								
9-22-0		1-3-0		0-2-0		NON-CONFERENCE		1-5-0		1-7-0		6-5-0								
5-9-0		0-2-0		0-0-0		HOME		0-0-0		1-3-0		4-4-0								
2-11-0		1-1-0		0-0-		AWAY		1-5-0		0-4-0		0-1-0								
2-2-0		0-0-0		0-2-0		NEUTRAL		0-0-0		0-0-0		2-0-0								
8-14-0		0-0-0		0-3-0		CONFERENCE		2-4-0		2-1-0		4-6-0								
3-5-0		0-0-0		0-0-0		HOME		2-3-0		0-0-0		1-2-0								
5-7-0		0-0-0		0-3-0		AWAY		0-0-0		2-1-0		3-3-0								
0-2-0		0-0-0		0-0-0		NEUTRAL		0-1-0		0-0-0		0-1-0								
RPI	S	Opponent		Score		RPI	S	Opponent		Score		RPI	S	Opponent		Score				
1	A	Virginia		2	13	35	N	UNLV		1	2	55	A	Clemson		0	8			
1	H	Virginia		3	9	38	N	West Virginia		1	5	55	A	Clemson		4	9			
21	A	Maryland		6	3	41	A	Col. of Charleston		2	12	70	H	William & Mary		6	24			
21	H	Maryland		6	13	41	A	Col. of Charleston		0	5	70	H	William & Mary		5	13			
						41	A	Col. of Charleston		2	6	70	H	William & Mary		9	8			
												74	A	East Carolina		5	2			
												74	A	East Carolina		2	4			
												74	A	East Carolina		5	6			
												96	H	UNC Wilmington		6	5			
												96	H	UNC Wilmington		4	6			
												96	N	UNC Wilmington		10	11			
												98	A	Radford		5	14			
																</				

Non-Div. I Games:

James Madison

226	A	Longwood	7	13
194	H	Northeastern	1	17

RPI	S	Opponent	Score	
228	A	Hofstra	9	4
228	A	Hofstra	8	3
228	A	Hofstra	2	5
229	N	Marshall	8	5
273	N	Rhode Island	8	4

James Madison

J  
a  
m  
e  
s  
M  
a  
d  
i  
s  
o  
n

J  
a  
m  
e  
s  
M  
a  
d  
i  
s  
o  
n



118 A Minnesota	5	6
9 A Indiana	3	12

P  
u  
r  
d  
u  
e

P  
u  
r  
d  
u  
e

Average RPI Win:		236	WON-LOST RECORD		WINNING PCT. RANK		LAST 15 GAMES		STRENGTH OF SCHEDULE		OPP. STRENGTH OF SCHEDULE		TEAM RPI		ADJ RPI		CONF. RPI		ADJ CONF. RPI					
DIV. I ONLY			25-25-1		.5		140		7-8-0		274		229		208		.47086		207		19		19	
DIV. I NON-CONF.			14-12-1		.53704		120		1-2-0		295		278		214		.46938		213		20		20	
TOTALS		RPI 1-25		RPI 26-50		W-L RECORDS		RPI 51-100		RPI 101-150		RPI 150+												
25-25-1		0-0-0		1-6-0		OVERALL		0-2-0		3-6-1		21-11-0												
9-9-0		0-0-0		0-4-0		HOME		0-0-0		0-0-0		9-5-0												
13-14-0		0-0-0		1-2-0		AWAY		0-0-0		3-6-0		9-6-0												
3-2-1		0-0-0		0-0-0		NEUTRAL		0-2-0		0-0-1		3-0-0												
14-12-1		0-0-0		1-2-0		NON-CONFERENCE		0-2-0		0-1-1		13-7-0												
4-2-0		0-0-0		0-0-0		HOME		0-0-0		0-0-0		4-2-0												
7-8-0		0-0-0		1-0-		AWAY		0-0-0		0-1-0		6-5-0												
3-2-1		0-0-0		0-0-0		NEUTRAL		0-2-0		0-0-1		3-0-0												
11-13-0		0-0-0		0-4-0		CONFERENCE		0-0-0		3-5-0		8-4-0												
5-7-0		0-0-0		0-4-0		HOME		0-0-0		0-0-0		5-3-0												
6-6-0		0-0-0		0-0-0		AWAY		0-0-0		3-5-0		3-1-0												
0-0-0		0-0-0		0-0-0		NEUTRAL		0-0-0		0-0-0		0-0-0												
RPI	S	Opponent	Score	RPI	S	Opponent	Score	RPI	S	Opponent	Score	RPI	S	Opponent	Score	RPI	S	Opponent	Score	RPI	S	Opponent	Score	
43	A	Old Dominion	4 2	87	N	Illinois St.	0 2	106	N	Bucknell	0 0	107	A	St. John's (NY)	5 8	120	A	Sacred Heart	4 3	120	A	Sacred Heart	4 10	
43	A	Old Dominion	3 7	87	N	Illinois St.	4 13	120	A	Sacred Heart	7 3	120	A	Sacred Heart	1 12	135	A	Central Conn. St.	4 2	135	A	Central Conn. St.	0 3	
43	A	Old Dominion	2 5					135	A	Central Conn. St.	1 10	135	A	Central Conn. St.	0 6	160	A	Lamar	4 11	160	A	Lamar	1 10	
49	H	Bryant	1 3					160	A	Lamar	4 9	160	A	Lamar	1 3	204	H	Wagner	11 1	204	H	Wagner	7 3	
49	H	Bryant	0 7					204	H	Wagner	2 4	204	H	Wagner	2 6	227	N	Northwestern	9 4	228	H	Hofstra	3 11	
49	H	Bryant	4 8					235	N	Yale	10 7	242	A	Mt. St. Mary's	23 11	242	A	Mt. St. Mary's	2 6	242	A	Mt. St. Mary's	12 5	
49	H	Bryant	6 7									242	A	Mt. St. Mary's	16 9	248	N	North Dakota St.	13 2	256	H	Fairleigh Dickinson	5 0	
				LAST 15 GAMES																				
43	A	Old Dominion	2 5	256	H	Fairleigh Dickinson	5 0	242	A	Mt. St. Mary's	2 6	242	A	Mt. St. Mary's	12 5	242	A	Mt. St. Mary's	16 9	248	N	North Dakota St.	13 2	
43	A	Old Dominion	4 2	256	H	Fairleigh Dickinson	4 3	242	A	Mt. St. Mary's	12 5	242	A	Mt. St. Mary's	16 9	248	N	North Dakota St.	13 2	256	H	Fairleigh Dickinson	5 0	
43	A	Old Dominion	3 7	256	H	Fairleigh Dickinson	10 0	242	A	Mt. St. Mary's	16 9	248	N	North Dakota St.	13 2	256	H	Fairleigh Dickinson	5 0					
135	A	Central Conn. St.	1 10																					
135	A	Central Conn. St.	0 6																					

**Non-Div. I Games:**

LIU Brooklyn

135 A Central Conn. St.	0	3
135 A Central Conn. St.	4	2

RPI	S	Opponent	Score	
256	H	Fairleigh Dickinson	4	3
256	H	Fairleigh Dickinson	10	0
256	H	Fairleigh Dickinson	7	8
269	A	Incarnate Word	5	3
269	A	Incarnate Word	9	7
269	A	Incarnate Word	9	2
269	A	Incarnate Word	1	5
284	A	Iona	7	4
288	H	Saint Peter's	11	5
293	H	NJIT	6	5
293	H	NJIT	11	10
302	A	NYIT	12	10
302	A	NYIT	10	3
302	H	NYIT	6	10
302	H	NYIT	13	0

Average RPI Win: 165		WON-LOST RECORD		WINNING PCT. RANK		LAST 15 GAMES		STRENGTH OF SCHEDULE		OPP. STRENGTH OF SCHEDULE		TEAM RPI		ADJ RPI		CONF. RPI		ADJ CONF. RPI	
DIV. I ONLY		21-28-0		.42857 205		4-11-0		171		133		209		.4708 208		12		12	
DIV. I NON-CONF.		13-11-0		.54167 115		0-1-0		245		117		194		.48209 194		17		16	
TOTALS		RPI 1-25		RPI 26-50		W-L RECORDS		RPI 51-100		RPI 101-150		RPI 150+							
21-28-0		0-0-0		0-3-0		OVERALL		7-10-0		4-1-0		10-14-0							
16-10-0		0-0-0		0-0-0		HOME		3-7-0		3-0-0		10-3-0							
4-16-0		0-0-0		0-3-0		AWAY		4-3-0		0-1-0		0-9-0							
1-2-0		0-0-0		0-0-0		NEUTRAL		0-0-0		1-0-0		0-2-0							
13-11-0		0-0-0		0-3-0		NON-CONFERENCE		4-4-0		1-0-0		8-4-0							
10-4-0		0-0-0		0-0-0		HOME		2-2-0		0-0-0		8-2-0							
2-6-0		0-0-0		0-0-		AWAY		2-2-0		0-0-0		0-1-0							
1-1-0		0-0-0		0-0-0		NEUTRAL		0-0-0		1-0-0		0-1-0							
8-17-0		0-0-0		0-0-0		CONFERENCE		3-6-0		3-1-0		2-10-0							
6-6-0		0-0-0		0-0-0		HOME		1-5-0		3-0-0		2-1-0							
2-10-0		0-0-0		0-0-0		AWAY		2-1-0		0-1-0		0-8-0							
0-1-0		0-0-0		0-0-0		NEUTRAL		0-0-0		0-0-0		0-1-0							
RPI	S	Opponent	Score	RPI	S	Opponent	Score	RPI	S	Opponent	Score	RPI	S	Opponent	Score				
				36	A	Georgia Tech	3 7	54	H	Western Caro.	1 3	101	A	Davidson	6 7				
				36	A	Georgia Tech	3 12	54	H	Western Caro.	12 13	118	N	Minnesota	4 1				
				36	A	Georgia Tech	0 7	54	H	Western Caro.	4 5	144	H	Elon	12 3				
								62	H	High Point	4 7	144	H	Elon	13 4				
								71	H	Samford	8 6	144	H	Elon	5 1				
								71	H	Samford	7 14	169	A	Appalachian St.	2 4				
								71	H	Samford	3 16	169	A	Appalachian St.	4 15				
								74	A	East Carolina	6 5	178	H	Furman	14 8				
								74	H	East Carolina	3 4	178	H	Furman	8 6				
								81	A	Wake Forest	4 2	178	H	Furman	7 15				
								81	H	Wake Forest	11 10	178	N	Furman	5 6				
								84	A	Duke	0 2	188	A	Wofford	1 2				
								84	H	Duke	9 8	188	A	Wofford	4 8				
								86	A	Ga. Southern	8 7	188	A	Wofford	4 5				
								86	A	Ga. Southern	6 2	191	A	Coastal Caro.	0 3				
								86	A	Ga. Southern	6 10	192	A	Citadel	11 14				
								96	A	UNC Wilmington	2 5	192	A	Citadel	12 13				
												192	A	Citadel	5 7				
												222	H	Princeton	1 11				
												222	H	Princeton	11 1				
												222	H	Princeton	11 10				
												232	H	Georgetown	10 9				
												232	H	Georgetown	14 3				
												232	H	Georgetown	7 1				
												252	N	UMBC	0 2				
												271	H	UNC Asheville	4 7				
												277	H	N.C. A&T	8 7				
LAST 15 GAMES																			
				178	N	Furman	5 6	71	H	Samford	7 14	232	H	Georgetown	14 3				
				192	A	Citadel	11 14	71	H	Samford	8 6	232	H	Georgetown	7 1				
				192	A	Citadel	12 13	71	H	Samford	3 16	252	N	UMBC	0 2				
				192	A	Citadel	5 7					271	H	UNC Asheville	4 7				
				188	A	Wofford	4 8					277	H	N.C. A&T	8 7				

Non-Div. I Games:

UNC Greensboro



188	A	Wofford	1	2
188	A	Wofford	4	5

RPI	S	Opponent	Score	
277	H	N.C. A&T	13	8
295	H	UMES	16	5

UNC Greensboro

U  
N  
C  
G  
r  
e  
e  
n  
s  
b  
o  
r  
o

U  
N  
C  
G  
r  
e  
e  
n  
s  
b  
o  
r  
o

Average RPI Win: 213		WON-LOST RECORD		WINNING PCT. RANK		LAST 15 GAMES		STRENGTH OF SCHEDULE		OPP. STRENGTH OF SCHEDULE		TEAM RPI		ADJ RPI		CONF. RPI		ADJ CONF. RPI	
DIV. I ONLY		30-26-0		.53571 115		9-6-0		275		175		210		.46993 209		16		16	
DIV. I NON-CONF.		18-10-0		.64286 48		3-1-0		282		207		196		.48124 196		19		19	
TOTALS		RPI 1-25		RPI 26-50		W-L RECORDS		RPI 51-100		RPI 101-150		RPI 150+							
30-26-0		1-0-0		0-2-0		OVERALL		0-8-0		1-2-0		28-14-0							
20-12-0		0-0-0		0-1-0		HOME		0-6-0		0-0-0		20-5-0							
10-12-0		1-0-0		0-1-0		AWAY		0-1-0		1-2-0		8-8-0							
0-2-0		0-0-0		0-0-0		NEUTRAL		0-1-0		0-0-0		0-1-0							
18-10-0		1-0-0		0-2-0		NON-CONFERENCE		0-1-0		0-0-0		17-7-0							
15-5-0		0-0-0		0-1-0		HOME		0-0-0		0-0-0		15-4-0							
3-5-0		1-0-0		0-0-		AWAY		0-1-0		0-0-0		2-3-0							
0-0-0		0-0-0		0-0-0		NEUTRAL		0-0-0		0-0-0		0-0-0							
12-16-0		0-0-0		0-0-0		CONFERENCE		0-7-0		1-2-0		11-7-0							
5-7-0		0-0-0		0-0-0		HOME		0-6-0		0-0-0		5-1-0							
7-7-0		0-0-0		0-0-0		AWAY		0-0-0		1-2-0		6-5-0							
0-2-0		0-0-0		0-0-0		NEUTRAL		0-1-0		0-0-0		0-1-0							
RPI	S	Opponent		Score		RPI	S	Opponent		Score		RPI	S	Opponent		Score			
15	A	South Carolina		4	1	41	A	Col. of Charleston		3	12	58	A	Georgia		5	14		
						41	H	Col. of Charleston		2	9	62	H	High Point		4	6		
												62	H	High Point		9	10		
												62	H	High Point		1	6		
												63	N	Campbell		2	6		
												98	H	Radford		4	18		
												98	H	Radford		9	10		
												98	H	Radford		2	8		
														182 H Siena		3	0		
														182 H Siena		8	5		
														182 H Siena		5	3		
														188 A Wofford		7	4		
														188 H Wofford		4	10		
														191 A Coastal Caro.		3	1		
														191 A Coastal Caro.		2	8		
														191 A Coastal Caro.		3	7		
														192 A Citadel		3	10		
														192 H Citadel		12	7		
														199 H Winthrop		6	4		
														199 H Winthrop		10	2		
														199 H Winthrop		8	6		
														199 N Winthrop		0	4		
														200 H Toledo		2	1		
														200 H Toledo		6	3		
														200 H Toledo		2	3		
														213 H Gardner-Webb		7	18		
														213 H Gardner-Webb		5	3		
														213 H Gardner-Webb		11	4		
														215 H Holy Cross		1	0		
														215 H Holy Cross		12	7		
														215 H Holy Cross		1	7		
														215 H Holy Cross		10	4		
LAST 15 GAMES						199 H Winthrop 10 2						213 H Gardner-Webb 11 4							
63 N Campbell 2 6						199 H Winthrop 8 6						215 H Holy Cross 1 0							
199 N Winthrop 0 4						192 H Citadel 12 7						215 H Holy Cross 12 7							
123 A VMI 3 4												215 H Holy Cross 1 7							
123 A VMI 11 2												215 H Holy Cross 10 4							
123 A VMI 6 7																			

Non-Div. I Games:

Charleston So.

264	A	USC Upstate	9	10
199	H	Winthrop	6	4

RPI	S	Opponent	Score	
226	A	Longwood	4	9
226	A	Longwood	2	1
226	A	Longwood	7	8
239	A	Presbyterian	4	0
239	A	Presbyterian	4	2
239	A	Presbyterian	4	5
253	A	Savannah St.	5	9
253	A	Savannah St.	10	5
253	H	Savannah St.	7	0
253	H	Savannah St.	5	7
257	H	Villanova	8	4
257	H	Villanova	2	1
257	H	Villanova	2	0
264	A	USC Upstate	9	10
264	H	USC Upstate	7	1
271	A	UNC Asheville	6	3
271	A	UNC Asheville	9	1
273	H	Rhode Island	8	4

C  
h  
a  
r  
l  
e  
s  
t  
o  
n  
S  
o  
.

C  
h  
a  
r  
l  
e  
s  
t  
o  
n  
S  
o  
.

Average RPI Win:	196	WON-LOST	WINNING	LAST 15	STRENGTH OF	OPP. STRENGTH	TEAM	ADJ	CONF.	ADJ CONF.	
Average RPI Loss:	185	RECORD	PCT. RANK	GAMES	SCHEDULE	OF SCHEDULE	RPI	RPI	RPI	RPI	
DIV. I ONLY	24-27-0	.47059	162	10-5-0	263	240	206	.46986	210	28	28
DIV. I NON-CONF.	10-13-0	.43478	193	2-0-0	204	136	142	.49947	148	26	26
<hr/>											
TOTALS	RPI 1-25	RPI 26-50		W-L RECORDS		RPI 51-100		RPI 101-150		RPI 150+	
24-27-0	0-1-0	0-0-0		OVERALL		4-3-0		6-7-0		14-16-0	
7-8-0	0-0-0	0-0-0		HOME		0-0-0		2-1-0		5-7-0	
15-17-0	0-1-0	0-0-0		AWAY		4-3-0		4-5-0		7-8-0	
2-2-0	0-0-0	0-0-0		NEUTRAL		0-0-0		0-1-0		2-1-0	
<hr/>											
10-13-0	0-1-0	0-0-0		NON-CONFERENCE		4-3-0		3-3-0		3-6-0	
1-2-0	0-0-0	0-0-0		HOME		0-0-0		0-0-0		1-2-0	
9-11-0	0-1-0	0-0-		AWAY		4-3-0		3-3-0		2-4-0	
0-0-0	0-0-0	0-0-0		NEUTRAL		0-0-0		0-0-0		0-0-0	
<hr/>											
14-14-0	0-0-0	0-0-0		CONFERENCE		0-0-0		3-4-0		11-10-0	
6-6-0	0-0-0	0-0-0		HOME		0-0-0		2-1-0		4-5-0	
6-6-0	0-0-0	0-0-0		AWAY		0-0-0		1-2-0		5-4-0	
2-2-0	0-0-0	0-0-0		NEUTRAL		0-0-0		0-1-0		2-1-0	
<hr/>											
RPI	S	Opponent	Score	RPI	S	Opponent	Score	RPI	S	Opponent	Score
3	A	Texas	1 7					71	A	Samford	6 5
								71	A	Samford	11 8
								71	A	Samford	7 10
								92	A	Jacksonville St.	0 10
								92	A	Jacksonville St.	10 3
								92	A	Jacksonville St.	3 6
								93	A	Texas St.	3 2

Non-Div. I Games: Kalamazoo 10 3 Ohio Northern 1 2

Valparaiso

261 A Youngstown St.	5	3
261 A Youngstown St.	6	2

RPI	S	Opponent	Score	
259	H	Oakland	5	4
259	H	Oakland	0	1
259	H	Oakland	8	4
259	N	Oakland	2	0
261	A	Youngstown St.	5	3
261	A	Youngstown St.	9	1
261	A	Youngstown St.	6	2
261	H	Youngstown St.	10	7
261	H	Youngstown St.	13	1
261	H	Youngstown St.	4	12
261	N	Youngstown St.	3	7
281	A	Milwaukee	0	5
281	A	Milwaukee	0	3
281	A	Milwaukee	4	0
292	A	Chicago St.	7	1
292	H	Chicago St.	8	3

V  
a  
l  
p  
a  
r  
a  
i  
s  
o

V  
a  
l  
p  
a  
r  
a  
i  
s  
o

Average RPI Win: 222		WON-LOST RECORD	WINNING PCT. RANK	LAST 15 GAMES	STRENGTH OF SCHEDULE	OPP. STRENGTH OF SCHEDULE	TEAM RPI	ADJ RPI	CONF. RPI	ADJ CONF. RPI	
Average RPI Loss: 149											
DIV. I ONLY		18-21-0	.46154 172	5-10-0	260	216	211	.46976 211	22	22	
DIV. I NON-CONF.		9-10-0	.47368 169	1-2-0	266	250	195	.48169 195	15	15	
TOTALS		RPI 1-25	RPI 26-50		W-L RECORDS		RPI 51-100		RPI 101-150		RPI 150+
18-21-0	0-0-0		0-4-0		OVERALL		0-0-0		2-8-0		16-9-0
4-8-0	0-0-0		0-4-0		HOME		0-0-0		0-0-0		4-4-0
14-9-0	0-0-0		0-0-0		AWAY		0-0-0		2-4-0		12-5-0
0-4-0	0-0-0		0-0-0		NEUTRAL		0-0-0		0-4-0		0-0-0
9-10-0	0-0-0		0-0-0		NON-CONFERENCE		0-0-0		1-5-0		8-5-0
0-2-0	0-0-0		0-0-0		HOME		0-0-0		0-0-0		0-2-0
9-4-0	0-0-0		0-0-		AWAY		0-0-0		1-1-0		8-3-0
0-4-0	0-0-0		0-0-0		NEUTRAL		0-0-0		0-4-0		0-0-0
9-11-0	0-0-0		0-4-0		CONFERENCE		0-0-0		1-3-0		8-4-0
4-6-0	0-0-0		0-4-0		HOME		0-0-0		0-0-0		4-2-0
5-5-0	0-0-0		0-0-0		AWAY		0-0-0		1-3-0		4-2-0
0-0-0	0-0-0		0-0-0		NEUTRAL		0-0-0		0-0-0		0-0-0
RPI S	Opponent	Score	RPI S	Opponent	Score	RPI S	Opponent	Score	RPI S	Opponent	Score
			42 H Columbia		0 8				120 N Sacred Heart		3 5
			42 H Columbia		0 2				120 N Sacred Heart		0 3
			42 H Columbia		4 8				120 N Sacred Heart		2 7
			42 H Columbia		0 1				120 N Sacred Heart		1 2
									121 A George Mason		1 2
									121 A George Mason		3 2
									137 A Penn		2 11
									137 A Penn		2 9
									137 A Penn		9 0
									137 A Penn		2 4
									152 A Binghamton		6 1
									152 H Binghamton		6 8
									152 H Binghamton		0 7
									175 H Dartmouth		4 5
									175 H Dartmouth		3 2
									205 A James Madison		15 16
									205 A James Madison		14 8
									205 A James Madison		17 8
									222 A Princeton		4 2
									222 A Princeton		4 5
									222 H Princeton		4 2
									222 H Princeton		6 4
									235 A Yale		6 4
									235 A Yale		0 1
									246 A Brown		6 5
									246 A Brown		4 1
									266 A Navy		4 2
			LAST 15 GAMES								
			222 A Princeton		4 5	42 H Columbia		0 1	235 A Yale		6 4
			222 A Princeton		4 2	42 H Columbia		0 8	235 A Yale		0 1
			222 H Princeton		6 4	152 H Binghamton		0 7	246 A Brown		6 5
			222 H Princeton		4 2				246 A Brown		4 1
			152 H Binghamton		6 8				266 A Navy		4 2

Non-Div. I Games:

Cornell

42	H	Columbia	0	2
42	H	Columbia	4	8

RPI	S	Opponent	Score	
266	A	Navy	3	2
266	A	Navy	2	4
268	A	George Washington	4	3
268	A	George Washington	8	1
268	A	George Washington	6	2
268	A	George Washington	3	4
275	H	Harvard	5	6
275	H	Harvard	6	2

Cornell

C  
o  
r  
n  
e  
l  
l

C  
o  
r  
n  
e  
l  
l

Average RPI Win:		218	WON-LOST RECORD		WINNING PCT. RANK	LAST 15 GAMES	STRENGTH OF SCHEDULE		OPP. STRENGTH OF SCHEDULE	TEAM RPI	ADJ RPI	CONF. RPI	ADJ CONF. RPI
Average RPI Loss:		142											
DIV. I ONLY		24-31-0			.43636 198	5-10-0	233		204	212	.46917 212	21	21
DIV. I NON-CONF.		12-13-0			.48 162	2-1-0	212		216	157	.49539 157	22	22
TOTALS		RPI 1-25	RPI 26-50		W-L RECORDS		RPI 51-100		RPI 101-150		RPI 150+		
24-31-0		0-4-0	0-0-0		OVERALL		1-8-0		3-5-0		20-14-0		
9-13-0		0-0-0	0-0-0		HOME		0-3-0		1-3-0		8-7-0		
14-18-0		0-4-0	0-0-0		AWAY		1-5-0		2-2-0		11-7-0		
1-0-0		0-0-0	0-0-0		NEUTRAL		0-0-0		0-0-0		1-0-0		
12-13-0		0-4-0	0-0-0		NON-CONFERENCE		1-2-0		1-1-0		10-6-0		
4-3-0		0-0-0	0-0-0		HOME		0-0-0		0-1-0		4-2-0		
7-10-0		0-4-0	0-0-0		AWAY		1-2-0		1-0-0		5-4-0		
1-0-0		0-0-0	0-0-0		NEUTRAL		0-0-0		0-0-0		1-0-0		
12-18-0		0-0-0	0-0-0		CONFERENCE		0-6-0		2-4-0		10-8-0		
5-10-0		0-0-0	0-0-0		HOME		0-3-0		1-2-0		4-5-0		
7-8-0		0-0-0	0-0-0		AWAY		0-3-0		1-2-0		6-3-0		
0-0-0		0-0-0	0-0-0		NEUTRAL		0-0-0		0-0-0		0-0-0		
RPI S	Opponent	Score	RPI S	Opponent	Score	RPI S	Opponent	Score	RPI S	Opponent	Score		
15 A	South Carolina	0 4				72 H	Southeast Mo. St.	8 15	111 A	Miami (OH)	7 5		
15 A	South Carolina	0 6				72 H	Southeast Mo. St.	4 9	111 H	Miami (OH)	3 6		
15 A	South Carolina	0 2				72 H	Southeast Mo. St.	11 13	116 A	Tennessee Tech	1 11		
18 A	Louisville	1 13				80 A	Evansville	2 8	116 A	Tennessee Tech	8 5		
						80 A	Evansville	1 12	116 A	Tennessee Tech	0 4		
						80 A	Evansville	3 2	149 H	Eastern Ill.	3 15		
						92 A	Jacksonville St.	2 3	149 H	Eastern Ill.	17 11		
						92 A	Jacksonville St.	1 10	149 H	Eastern Ill.	6 10		
						92 A	Jacksonville St.	0 5	167 A	Alabama St.	2 8		
									167 A	Alabama St.	8 2		
									167 A	Alabama St.	3 11		
									184 H	Morehead St.	9 6		
									184 H	Morehead St.	4 6		
									184 H	Morehead St.	3 4		
									187 A	East Tenn. St.	3 4		
									187 H	East Tenn. St.	4 3		
									196 A	Belmont	10 2		
									196 A	Belmont	12 6		
									196 A	Belmont	3 1		
									200 H	Toledo	4 8		
									224 H	Murray St.	3 8		
									224 H	Murray St.	14 1		
									224 H	Murray St.	1 6		
									229 A	Marshall	3 7		
									229 H	Marshall	4 1		
									236 A	Austin Peay	7 6		
									236 A	Austin Peay	9 13		
				LAST 15 GAMES									
						224 H	Murray St.	14 1	200 H	Toledo	4 8		
						224 H	Murray St.	3 8	149 H	Eastern Ill.	17 11		
						224 H	Murray St.	1 6	149 H	Eastern Ill.	3 15		
						294 H	Ohio	8 7					
						92 A	Jacksonville St.	0 5					

Non-Div. I Games:

Eastern Ky.



Eastern Ky.

92 A Jacksonville St.	1	10
92 A Jacksonville St.	2	3

Through Games Of 6-25-14 (FINAL)

RPI	S	Opponent	Score	
236	A	Austin Peay	5	6
245	H	SIUE	2	4
245	H	SIUE	9	8
245	H	SIUE	8	3
261	H	Youngstown St.	18	9
261	N	Youngstown St.	19	14
263	A	Northern Ky.	9	6
263	H	Northern Ky.	11	13
271	A	UNC Asheville	5	2
271	A	UNC Asheville	11	4
271	A	UNC Asheville	3	1
290	A	UT Martin	4	9
290	A	UT Martin	18	13
290	A	UT Martin	9	1
294	H	Ohio	8	7

Eastern Ky.

E  
a  
s  
t  
e  
r  
n  
K  
y  
.

E  
a  
s  
t  
e  
r  
n  
K  
y  
.

[illegible]

Non-Div. I Games:	Brevard	9	0
-------------------	---------	---	---

Gardner-Webb

45	N	North Carolina	2	7
70	H	William & Mary	6	0

RPI	S	Opponent	Score	
239	A	Presbyterian	1	4
239	A	Presbyterian	1	2
264	A	USC Upstate	8	4
264	H	USC Upstate	5	7
271	A	UNC Asheville	7	6
271	A	UNC Asheville	3	4
271	A	UNC Asheville	1	5
285	H	Rider	2	3
285	H	Rider	5	0

Gardner-Webb

Gardner-Webb

Gardner-Webb

Average RPI Win:		209	WON-LOST RECORD		WINNING PCT. RANK	LAST 15 GAMES		STRENGTH OF SCHEDULE		OPP. STRENGTH OF SCHEDULE	TEAM RPI	ADJ RPI	CONF. RPI	ADJ CONF. RPI
Average RPI Loss:		145												
DIV. I ONLY			24-30-0		.44444 187	10-5-0		212		228	214	.46849 214	27	27
DIV. I NON-CONF.			7-18-0		.28 263	0-1-0		59		87	215	.46911 214	29	29
TOTALS		RPI 1-25	RPI 26-50		W-L RECORDS		RPI 51-100		RPI 101-150		RPI 150+			
24-30-0		1-5-0	0-2-0		OVERALL		0-0-0		7-9-0		16-14-0			
15-10-0		0-0-0	0-0-0		HOME		0-0-0		7-6-0		8-4-0			
9-18-0		1-5-0	0-2-0		AWAY		0-0-0		0-3-0		8-8-0			
0-2-0		0-0-0	0-0-0		NEUTRAL		0-0-0		0-0-0		0-2-0			
7-18-0		1-5-0	0-2-0		NON-CONFERENCE		0-0-0		3-7-0		3-4-0			
5-5-0		0-0-0	0-0-0		HOME		0-0-0		3-4-0		2-1-0			
2-13-0		1-5-0	0-0-0		AWAY		0-0-0		0-3-0		1-3-0			
0-0-0		0-0-0	0-0-0		NEUTRAL		0-0-0		0-0-0		0-0-0			
17-12-0		0-0-0	0-0-0		CONFERENCE		0-0-0		4-2-0		13-10-0			
10-5-0		0-0-0	0-0-0		HOME		0-0-0		4-2-0		6-3-0			
7-5-0		0-0-0	0-0-0		AWAY		0-0-0		0-0-0		7-5-0			
0-2-0		0-0-0	0-0-0		NEUTRAL		0-0-0		0-0-0		0-2-0			
RPI S	Opponent	Score	RPI S	Opponent	Score	RPI S	Opponent	Score	RPI S	Opponent	Score	RPI S	Opponent	Score
3 A	Texas	1 2	31 A	Texas A&M	2 6				102 A	UTSA	5 6			
3 A	Texas	4 5	31 A	Texas A&M	0 13				114 A	A&M-Corpus Christi	7 8			
7 A	TCU	0 11							114 A	A&M-Corpus Christi	5 12			
19 A	Oklahoma St.	6 7							114 H	A&M-Corpus Christi	11 1			
19 A	Oklahoma St.	3 4							114 H	A&M-Corpus Christi	4 6			
19 A	Oklahoma St.	3 1							114 H	A&M-Corpus Christi	0 10			
									114 H	A&M-Corpus Christi	7 15			
									114 H	A&M-Corpus Christi	3 2			
									117 H	Northwestern St.	4 6			
									117 H	Northwestern St.	1 0			
									130 H	Sacramento St.	1 3			
									130 H	Sacramento St.	2 0			
									130 H	Sacramento St.	2 0			
									141 H	Grand Canyon	7 6			
									141 H	Grand Canyon	2 3			
									141 H	Grand Canyon	2 1			
									160 A	Lamar	4 1			
									160 A	Lamar	3 5			
									160 A	Lamar	0 7			
									164 A	Utah Valley	6 2			
									164 A	Utah Valley	13 0			
									164 A	Utah Valley	11 14			
									164 N	Utah Valley	2 9			
									219 A	Seattle	8 13			
									219 A	Seattle	5 6			
									219 A	Seattle	3 4			
									244 H	Bakersfield	5 1			
Non-Div. I Games:			Arlington Baptist	4 2	Arlington Baptist	7 4	Arlington Baptist	5 2	Tex.-Pan American					

130 H Sacramento St.	2	0
130 H Sacramento St.	2	0

RPI	S	Opponent	Score	
244	H	Bakersfield	2	3
244	H	Bakersfield	2	1
262	H	New Mexico St.	9	4
262	H	New Mexico St.	4	7
262	H	New Mexico St.	2	3
262	N	New Mexico St.	4	7
269	A	Incarnate Word	2	6
269	H	Incarnate Word	3	14
272	H	North Dakota	8	5
272	H	North Dakota	3	1
272	H	North Dakota	13	4
292	A	Chicago St.	2	4
292	A	Chicago St.	9	3
292	A	Chicago St.	1	0
296	H	Prairie View	9	3
296	H	Prairie View	1	0
297	A	Northern Colo.	8	1
297	A	Northern Colo.	7	2
297	A	Northern Colo.	7	2

Tex.-Pan American

T  
e  
x  
.  
-  
P  
a  
n  
A  
m  
e  
r  
i  
c  
a  
n

T  
e  
x  
.  
-  
P  
a  
n  
A  
m  
e  
r  
i  
c  
a  
n

## Holy Cross

Through Games Of 6-25-14 (FINAL)

Average RPI Win:	200	WON-LOST	WINNING	LAST 15	STRENGTH OF	OPP. STRENGTH	TEAM	ADJ	CONF.	ADJ CONF.	
Average RPI Loss:	155	RECORD	PCT. RANK	GAMES	SCHEDULE	OF SCHEDULE	RPI	RPI	RPI	RPI	
DIV. I ONLY	13-31-0	.29545	277	3-12-0	88	263	215	.46792	215	24	24
DIV. I NON-CONF.	9-17-0	.34615	234	2-1-0	78	261	164	.49355	164	28	28
<hr/>											
TOTALS	RPI 1-25	RPI 26-50		W-L RECORDS		RPI 51-100		RPI 101-150		RPI 150+	
13-31-0	0-0-0	2-2-0		OVERALL		0-4-0		1-12-0		10-13-0	
4-7-0	0-0-0	0-0-0		HOME		0-0-0		0-6-0		4-1-0	
9-24-0	0-0-0	2-2-0		AWAY		0-4-0		1-6-0		6-12-0	
0-0-0	0-0-0	0-0-0		NEUTRAL		0-0-0		0-0-0		0-0-0	
9-17-0	0-0-0	2-2-0		NON-CONFERENCE		0-4-0		0-5-0		7-6-0	
3-2-0	0-0-0	0-0-0		HOME		0-0-0		0-2-0		3-0-0	
6-15-0	0-0-0	2-0-		AWAY		0-4-0		0-3-0		4-6-0	
0-0-0	0-0-0	0-0-0		NEUTRAL		0-0-0		0-0-0		0-0-0	
4-14-0	0-0-0	0-0-0		CONFERENCE		0-0-0		1-7-0		3-7-0	
1-5-0	0-0-0	0-0-0		HOME		0-0-0		0-4-0		1-1-0	
3-9-0	0-0-0	0-0-0		AWAY		0-0-0		1-3-0		2-6-0	
0-0-0	0-0-0	0-0-0		NEUTRAL		0-0-0		0-0-0		0-0-0	
RPI	S	Opponent	Score	RPI	S	Opponent	Score	RPI	S	Opponent	Score
				28	A	Mississippi St.	2 6	86	A	Ga. Southern	1 3
				28	A	Mississippi St.	6 1	86	A	Ga. Southern	8 9
				28	A	Mississippi St.	7 6	86	A	Ga. Southern	2 6
				28	A	Mississippi St.	4 8	86	A	Ga. Southern	1 7
										106	A Bucknell
											2 4
										106	A Bucknell
											0 5
										106	A Bucknell
											4 0
										106	A Bucknell
											3 7
										107	A St. John's (NY)
											3 5
										107	A St. John's (NY)
											3 9
										107	A St. John's (NY)
											3 4
										125	H Hartford
											6 8
										135	H Central Conn. St.
											4 6
										148	H Army
											0 3
										148	H Army
											1 5
										148	H Army
											0 1
										148	H Army
											1 5
										175	A Dartmouth
											7 8
										182	A Siena
											8 14
										209	A Charleston So.
											7 12
										209	A Charleston So.
											4 10
										209	A Charleston So.
											0 1
										209	A Charleston So.
											7 1
										230	A Lehigh
											3 15
										230	A Lehigh
											0 1
										230	A Lehigh
											5 6
										230	A Lehigh
											0 3
										235	A Yale
											3 4
										235	A Yale
											16 6
										235	A Yale
											8 3
										235	A Yale
											10 3

Non-Div. I Games:

Holy Cross

237	H	Maine	10	5
148	H	Army	0	3

RPI	S	Opponent	Score	
237	H	Maine	10	5
240	H	Lafayette	6	5
240	H	Lafayette	2	3
246	H	Brown	9	0
266	A	Navy	6	1
266	A	Navy	6	3
266	A	Navy	1	3
266	A	Navy	2	13
267	H	Marist	5	3

Average RPI Win:	185	WON-LOST RECORD	WINNING PCT. RANK	LAST 15 GAMES	STRENGTH OF SCHEDULE	OPP. STRENGTH OF SCHEDULE	TEAM RPI	ADJ RPI	CONF. RPI	ADJ CONF. RPI	
DIV. I ONLY	23-30-0	.43396	203	6-9-0	229	214	216	.46659	216	25	25
DIV. I NON-CONF.	9-15-0	.375	222	1-1-0	152	226	197	.47897	197	25	24
TOTALS	RPI 1-25	RPI 26-50	W-L RECORDS		RPI 51-100	RPI 101-150		RPI 150+			
23-30-0	0-0-0	0-0-0	OVERALL		4-4-0	3-7-0		16-19-0			
12-8-0	0-0-0	0-0-0	HOME		2-0-0	1-2-0		9-6-0			
10-16-0	0-0-0	0-0-0	AWAY		1-3-0	2-4-0		7-9-0			
1-6-0	0-0-0	0-0-0	NEUTRAL		1-1-0	0-1-0		0-4-0			
9-15-0	0-0-0	0-0-0	NON-CONFERENCE		3-2-0	2-4-0		4-9-0			
3-2-0	0-0-0	0-0-0	HOME		2-0-0	0-0-0		1-2-0			
5-9-0	0-0-0	0-0-	AWAY		0-1-0	2-4-0		3-4-0			
1-4-0	0-0-0	0-0-0	NEUTRAL		1-1-0	0-0-0		0-3-0			
14-15-0	0-0-0	0-0-0	CONFERENCE		1-2-0	1-3-0		12-10-0			
9-6-0	0-0-0	0-0-0	HOME		0-0-0	1-2-0		8-4-0			
5-7-0	0-0-0	0-0-0	AWAY		1-2-0	0-0-0		4-5-0			
0-2-0	0-0-0	0-0-0	NEUTRAL		0-0-0	0-1-0		0-1-0			
RPI S	Opponent	Score	RPI S	Opponent	Score	RPI S	Opponent	Score	RPI S	Opponent	Score
						60 N	Ball St.	4 3	111 A	Miami (OH)	10 2
						68 H	Canisius	9 4	111 A	Miami (OH)	4 8
						68 H	Canisius	5 3	121 H	George Mason	2 1
						90 A	Middle Tenn.	6 8	121 H	George Mason	1 9
						91 N	Xavier	1 16	121 H	George Mason	5 8
						94 A	Saint Joseph's	2 10	121 N	George Mason	3 4
						94 A	Saint Joseph's	2 3	124 A	Wright St.	1 13
						94 A	Saint Joseph's	6 1	124 A	Wright St.	4 8
									124 A	Wright St.	0 6
									129 A	Ohio St.	8 5
									151 A	Saint Louis	4 7
									151 A	Saint Louis	5 8
									151 A	Saint Louis	9 3
									154 A	Lipscomb	3 12
									162 N	Bradley	0 5
									162 N	Bradley	5 8
									162 N	Bradley	5 11
									163 H	Cincinnati	5 18
									172 A	Akron	9 2
									179 H	Richmond	2 4
									179 H	Richmond	19 10
									179 H	Richmond	10 9
									188 A	Wofford	14 5
									196 A	Belmont	4 1
									200 A	Toledo	4 5
									200 H	Toledo	6 11
									225 A	Massachusetts	6 2
						LAST 15 GAMES					
						231 N	Fordham	3 4	247 H	La Salle	5 0
						121 N	George Mason	3 4	247 H	La Salle	5 8
						121 H	George Mason	2 1	124 A	Wright St.	0 6
						121 H	George Mason	1 9			
						121 H	George Mason	5 8			

Non-Div. I Games: Baldwin Wallace 12 9

Dayton



Dayton

172	A	Akron	9	2
247	H	La Salle	9	7

Through Games Of 6-25-14 (FINAL)

RPI	S	Opponent	Score	
225	A	Massachusetts	6	5
225	A	Massachusetts	4	5
231	A	Fordham	6	3
231	A	Fordham	4	5
231	A	Fordham	3	6
231	N	Fordham	3	4
236	A	Austin Peay	5	8
247	H	La Salle	9	7
247	H	La Salle	5	0
247	H	La Salle	5	8
264	A	USC Upstate	2	13
265	H	Eastern Mich.	7	6
273	H	Rhode Island	8	3
273	H	Rhode Island	1	0
273	H	Rhode Island	9	5
283	H	St. Bonaventure	5	1
283	H	St. Bonaventure	4	13
283	H	St. Bonaventure	9	10

Dayton

D  
a  
y  
t  
o  
n

D  
a  
y  
t  
o  
n



165	A	Jacksonville	5	4
165	H	Jacksonville	6	5

RPI	S	Opponent	Score	
266	H	Navy	3	2
277	A	N.C. A&T	5	2
277	A	N.C. A&T	4	2
277	A	N.C. A&T	11	7
277	H	N.C. A&T	4	3
277	H	N.C. A&T	3	7
277	H	N.C. A&T	1	0
286	A	N.C. Central	5	8
286	A	N.C. Central	7	3
286	A	N.C. Central	11	15
286	H	N.C. Central	13	5
286	H	N.C. Central	9	8
286	H	N.C. Central	5	6
298	N	Coppin St.	10	0
298	N	Coppin St.	11	6

Florida A&M

F  
l  
o  
r  
i  
d  
a  
  
A  
&  
M

F  
l  
o  
r  
i  
d  
a  
  
A  
&  
M

Average RPI Win:	199	WON-LOST	WINNING	LAST 15	STRENGTH OF	OPP. STRENGTH	TEAM	ADJ	CONF.	ADJ CONF.	
Average RPI Loss:	189	RECORD	PCT. RANK	GAMES	SCHEDULE	OF SCHEDULE	RPI	RPI	RPI	RPI	
DIV. I ONLY	20-22-0	.47619	157	8-7-0	278	248	218	.46533	218	23	23
DIV. I NON-CONF.	10-12-0	.45455	179	3-3-0	292	249	230	.46097	229	23	23
<hr/>											
TOTALS	RPI 1-25	RPI 26-50		W-L RECORDS		RPI 51-100		RPI 101-150		RPI 150+	
20-22-0	0-0-0	0-1-0		OVERALL		0-1-0		5-5-0		15-15-0	
5-7-0	0-0-0	0-0-0		HOME		0-0-0		3-3-0		2-4-0	
10-13-0	0-0-0	0-1-0		AWAY		0-1-0		2-2-0		8-9-0	
5-2-0	0-0-0	0-0-0		NEUTRAL		0-0-0		0-0-0		5-2-0	
10-12-0	0-0-0	0-1-0		NON-CONFERENCE		0-1-0		2-2-0		8-8-0	
1-1-0	0-0-0	0-0-0		HOME		0-0-0		0-0-0		1-1-0	
5-9-0	0-0-0	0-0-		AWAY		0-1-0		2-2-0		3-5-0	
4-2-0	0-0-0	0-0-0		NEUTRAL		0-0-0		0-0-0		4-2-0	
10-10-0	0-0-0	0-0-0		CONFERENCE		0-0-0		3-3-0		7-7-0	
4-6-0	0-0-0	0-0-0		HOME		0-0-0		3-3-0		1-3-0	
5-4-0	0-0-0	0-0-0		AWAY		0-0-0		0-0-0		5-4-0	
1-0-0	0-0-0	0-0-0		NEUTRAL		0-0-0		0-0-0		1-0-0	
<hr/>											
RPI	S	Opponent	Score	RPI	S	Opponent	Score	RPI	S	Opponent	Score
				49	A	Bryant	4 5	70	A	William & Mary	4 16
								113	H	Stony Brook	3 1
								113	H	Stony Brook	2 1
								113	H	Stony Brook	3 9
								125	H	Hartford	6 8
								125	H	Hartford	2 5
								125	H	Hartford	3 2
								135	A	Central Conn. St.	3 4
								145	A	Virginia Tech	6 4
								145	A	Virginia Tech	3 4
								150	A	Fairfield	4 2
								152	A	Binghamton	6 10
								152	A	Binghamton	3 2
								152	A	Binghamton	3 7
								152	H	Binghamton	4 2
								152	N	Binghamton	4 2
								158	A	Boston College	6 7
								163	N	Cincinnati	6 2
								163	N	Cincinnati	1 0
								194	A	Northeastern	3 7
								221	N	Temple	14 3
								228	A	Hofstra	4 2
								228	A	Hofstra	11 18
				LAST 15 GAMES							
				228	A	Hofstra	4 2	152	A	Binghamton	6 10
				228	A	Hofstra	11 18	152	A	Binghamton	3 2
				194	A	Northeastern	3 7	246	H	Brown	4 5
				125	H	Hartford	3 2				
				125	H	Hartford	6 8				
								235	A	Yale	0 1
								237	H	Maine	1 2
								237	H	Maine	2 3
								237	H	Maine	4 5
								246	H	Brown	4 5

**Non-Div. I Games:**

UMass Lowell

125 H Hartford	2	5
152 A Binghamton	3	7

RPI	S	Opponent	Score	
246	H	Brown	5	3
246	N	Brown	3	9
246	N	Brown	2	8
252	A	UMBC	12	8
252	A	UMBC	5	1
252	A	UMBC	15	1
267	A	Marist	8	5
273	A	Rhode Island	8	4
274	A	Albany (NY)	11	4
274	A	Albany (NY)	2	3
274	A	Albany (NY)	7	8
285	A	Rider	1	5
285	N	Rider	2	1

UMass Lowell

U  
M  
a  
s  
s  
L  
o  
w  
e  
l  
l

U  
M  
a  
s  
s  
L  
o  
w  
e  
l  
l

Average RPI Win: 202		WON-LOST	WINNING	LAST 15	STRENGTH OF		OPP. STRENGTH	TEAM	ADJ	CONF.	ADJ CONF.
Average RPI Loss: 169		RECORD	PCT. RANK	GAMES	SCHEDULE		OF SCHEDULE	RPI	RPI	RPI	RPI
DIV. I ONLY		25-27-0	.48077	154	7-8-0		277	205	219	.46508	219
DIV. I NON-CONF.		12-13-0	.48	162	2-1-0		244	67	182	.48681	182
TOTALS		RPI 1-25	RPI 26-50		W-L RECORDS		RPI 51-100		RPI 101-150		RPI 150+
25-27-0		3-3-0	0-2-0		OVERALL		0-0-0		2-5-0		20-17-0
13-7-0		2-2-0	0-0-0		HOME		0-0-0		2-2-0		9-3-0
12-15-0		1-1-0	0-2-0		AWAY		0-0-0		0-3-0		11-9-0
0-5-0		0-0-0	0-0-0		NEUTRAL		0-0-0		0-0-0		0-5-0
12-13-0		3-3-0	0-2-0		NON-CONFERENCE		0-0-0		1-0-0		8-8-0
4-4-0		2-2-0	0-0-0		HOME		0-0-0		1-0-0		1-2-0
8-6-0		1-1-0	0-0-		AWAY		0-0-0		0-0-0		7-3-0
0-3-0		0-0-0	0-0-0		NEUTRAL		0-0-0		0-0-0		0-3-0
13-14-0		0-0-0	0-0-0		CONFERENCE		0-0-0		1-5-0		12-9-0
9-3-0		0-0-0	0-0-0		HOME		0-0-0		1-2-0		8-1-0
4-9-0		0-0-0	0-0-0		AWAY		0-0-0		0-3-0		4-6-0
0-2-0		0-0-0	0-0-0		NEUTRAL		0-0-0		0-0-0		0-2-0
RPI S	Opponent	Score		RPI S	Opponent	Score		RPI S	Opponent	Score	
16 H	Cal Poly	0	4	26 A	Oregon	2	10	130 A	Sacramento St.	1	8
16 H	Cal Poly	15	14	26 A	Oregon	3	4	130 A	Sacramento St.	3	4
16 H	Cal Poly	1	2					130 A	Sacramento St.	3	4
25 A	Washington	6	3					134 H	Washington St.	4	3
25 A	Washington	0	6					141 H	Grand Canyon	2	1
25 H	Washington	1	0					141 H	Grand Canyon	6	10
								141 H	Grand Canyon	2	12
								164 A	Utah Valley	4	9
								164 A	Utah Valley	10	9
								164 A	Utah Valley	2	8
								181 A	CSUN	4	2
								181 A	CSUN	3	4
								181 A	CSUN	4	2
								181 A	CSUN	4	14
								186 A	UC Davis	17	5
								186 A	UC Davis	3	4
								186 A	UC Davis	2	1
								186 A	UC Davis	4	3
								189 N	BYU	3	7
								189 N	BYU	2	4
								189 N	BYU	2	8
								214 H	Tex.-Pan American	4	3
								214 H	Tex.-Pan American	13	8
								214 H	Tex.-Pan American	6	5
								244 H	Bakersfield	4	2
								244 H	Bakersfield	8	5
								244 H	Bakersfield	0	10
LAST 15 GAMES											
262 N	New Mexico St.	3	7	164 A	Utah Valley	4	9	214 H	Tex.-Pan American	13	8
244 N	Bakersfield	5	6	164 A	Utah Valley	2	8	214 H	Tex.-Pan American	6	5
134 H	Washington St.	4	3	164 A	Utah Valley	10	9	244 H	Bakersfield	4	2
244 H	Bakersfield	0	10					244 H	Bakersfield	8	5
244 H	Bakersfield	8	5					244 H	Bakersfield	0	10

Non-Div. I Games: Concordia (OR) 5 2

Seattle

Seattle

244	H	Bakersfield	4	2
25	A	Washington	0	6

Through Games Of 6-25-14 (FINAL)

RPI	S	Opponent	Score	
244	N	Bakersfield	5	6
262	A	New Mexico St.	9	3
262	A	New Mexico St.	4	7
262	A	New Mexico St.	5	6
262	A	New Mexico St.	3	5
262	N	New Mexico St.	3	7
270	A	Portland	9	4
270	A	Portland	7	3
270	H	Portland	5	4
270	H	Portland	0	6
270	H	Portland	2	6
272	A	North Dakota	12	9
272	A	North Dakota	7	0
272	A	North Dakota	5	6
297	H	Northern Colo.	4	3
297	H	Northern Colo.	6	0
297	H	Northern Colo.	3	1

Seattle

S  
e  
a  
t  
t  
l  
e

S  
e  
a  
t  
t  
l  
e

Average RPI Win:	193	WON-LOST	WINNING	LAST 15	STRENGTH OF	OPP. STRENGTH	TEAM	ADJ	CONF.	ADJ CONF.	
Average RPI Loss:	125	RECORD	PCT. RANK	GAMES	SCHEDULE	OF SCHEDULE	RPI	RPI	RPI	RPI	
DIV. I ONLY	17-36-1	.32407	264	7-8-0	95	232	221	.46306	220	20	20
DIV. I NON-CONF.	6-20-1	.24074	273	2-1-0	58	227	240	.45607	238	18	18
<hr/>											
TOTALS	RPI 1-25	RPI 26-50		W-L RECORDS		RPI 51-100		RPI 101-150		RPI 150+	
17-36-1	0-7-0	0-0-0		OVERALL		1-4-1		3-11-0		13-14-0	
8-11-0	0-0-0	0-0-0		HOME		1-3-0		1-2-0		6-6-0	
8-17-1	0-7-0	0-0-0		AWAY		0-1-1		2-4-0		6-5-0	
1-8-0	0-0-0	0-0-0		NEUTRAL		0-0-0		0-5-0		1-3-0	
<hr/>											
6-20-1	0-7-0	0-0-0		NON-CONFERENCE		1-1-1		0-5-0		5-7-0	
3-1-0	0-0-0	0-0-0		HOME		1-0-0		0-0-0		2-1-0	
2-11-1	0-7-0	0-0-		AWAY		0-1-1		0-0-0		2-3-0	
1-8-0	0-0-0	0-0-0		NEUTRAL		0-0-0		0-5-0		1-3-0	
<hr/>											
11-16-0	0-0-0	0-0-0		CONFERENCE		0-3-0		3-6-0		8-7-0	
5-10-0	0-0-0	0-0-0		HOME		0-3-0		1-2-0		4-5-0	
6-6-0	0-0-0	0-0-0		AWAY		0-0-0		2-4-0		4-2-0	
0-0-0	0-0-0	0-0-0		NEUTRAL		0-0-0		0-0-0		0-0-0	
<hr/>											
RPI S	Opponent	Score		RPI S	Opponent	Score		RPI S	Opponent	Score	
13 A	Oregon St.	0	6			60 H	Ball St. 2 10	110 N	Missouri St.	8	9
13 A	Oregon St.	2	12			60 H	Ball St. 3 4	110 N	Missouri St.	0	11
13 A	Oregon St.	0	2			60 H	Ball St. 1 4	118 N	Minnesota	2	3
13 A	Oregon St.	0	10			69 A	New Mexico 0 12	118 N	Minnesota	4	6
16 A	Cal Poly	2	4			69 A	New Mexico 3 3	118 N	Minnesota	5	11
16 A	Cal Poly	1	10			87 H	Illinois St. 7 6	127 A	Kent St.	2	8
16 A	Cal Poly	9	11					127 A	Kent St.	6	5
								127 A	Kent St.	3	4
								128 H	Central Mich.	3	1
								128 H	Central Mich.	2	3
								128 H	Central Mich.	3	5
								140 A	Bowling Green	1	4
								140 A	Bowling Green	3	7
								140 A	Bowling Green	9	0
								162 A	Bradley	5	7
								162 A	Bradley	0	3
								162 N	Bradley	1	5
								171 H	Buffalo	15	9
								171 H	Buffalo	1	3
								171 H	Buffalo	2	3
								172 H	Akron	4	1
								172 H	Akron	2	0
								172 H	Akron	4	7
								190 A	Western Mich.	0	7
								190 A	Western Mich.	2	0
								190 A	Western Mich.	1	0
								200 H	Toledo	4	10
<hr/>											
				LAST 15 GAMES							
				60 H Ball St. 2 10		127 A Kent St. 6 5		172 H Akron 4 7			
				60 H Ball St. 1 4		127 A Kent St. 3 4		190 A Western Mich. 0 7			
				60 H Ball St. 3 4		227 H Northwestern 4 0		190 A Western Mich. 2 0			
				172 H Akron 2 0				190 A Western Mich. 1 0			
				172 H Akron 4 1				200 H Toledo 4 10			

**Non-Div. I Games:**

Northern Ill.



Northern Ill.

172 H Akron	4	7
127 A Kent St.	2	8

Through Games Of 6-25-14 (FINAL)

RPI	S	Opponent	Score	
200	H	Toledo	4	6
200	H	Toledo	7	0
202	N	Southern Ill.	1	0
202	N	Southern Ill.	1	2
202	N	Southern Ill.	1	3
210	A	Valparaiso	10	6
227	H	Northwestern	4	0
254	A	Ill.-Chicago	8	7
254	A	Ill.-Chicago	9	10
265	A	Eastern Mich.	4	8
265	A	Eastern Mich.	5	3
265	A	Eastern Mich.	10	2
281	H	Milwaukee	2	3
281	H	Milwaukee	3	2

Northern Ill.

N  
o  
r  
t  
h  
e  
r  
n  
I  
l  
l  
.

N  
o  
r  
t  
h  
e  
r  
n  
I  
l  
l  
.

Average RPI Win: 155		WON-LOST	WINNING	LAST 15	STRENGTH OF		OPP. STRENGTH	TEAM	ADJ		CONF.	ADJ CONF.				
Average RPI Loss: 124		RECORD	PCT. RANK	GAMES	SCHEDULE		OF SCHEDULE	RPI	RPI		RPI	RPI				
DIV. I ONLY		15-32-0	.31915	270	3-12-0		111	143	222		.46289	221				
DIV. I NON-CONF.		5-16-0	.2381	275	0-4-0		242	283	289		.40895	289				
TOTALS		RPI 1-25	RPI 26-50		W-L RECORDS		RPI 51-100		RPI 101-150		RPI 150+					
15-32-0		2-4-0	0-4-0		OVERALL		0-9-0		7-4-0		6-11-0					
5-11-0		2-3-0	0-0-0		HOME		0-0-0		1-2-0		2-6-0					
4-16-0		0-0-0	0-3-0		AWAY		0-9-0		4-2-0		0-2-0					
6-5-0		0-1-0	0-1-0		NEUTRAL		0-0-0		2-0-0		4-3-0					
5-16-0		0-0-0	0-0-0		NON-CONFERENCE		0-6-0		1-0-0		4-10-0					
0-5-0		0-0-0	0-0-0		HOME		0-0-0		0-0-0		0-5-0					
0-8-0		0-0-0	0-0-		AWAY		0-6-0		0-0-0		0-2-0					
5-3-0		0-0-0	0-0-0		NEUTRAL		0-0-0		1-0-0		4-3-0					
10-16-0		2-4-0	0-4-0		CONFERENCE		0-3-0		6-4-0		2-1-0					
5-6-0		2-3-0	0-0-0		HOME		0-0-0		1-2-0		2-1-0					
4-8-0		0-0-0	0-3-0		AWAY		0-3-0		4-2-0		0-0-0					
1-2-0		0-1-0	0-1-0		NEUTRAL		0-0-0		1-0-0		0-0-0					
RPI	S	Opponent	Score		RPI	S	Opponent	Score		RPI	S	Opponent	Score			
5	H	Houston	5	7	50	A	UCF	4	6	85	A	VCU	0	10		
5	H	Houston	4	1	50	A	UCF	2	8	85	A	VCU	5	14		
5	N	Houston	0	3	50	A	UCF	5	12	85	A	VCU	2	5		
18	H	Louisville	4	2	50	N	UCF	2	6	89	A	Rutgers	3	4		
18	H	Louisville	0	2						89	A	Rutgers	6	9		
18	H	Louisville	4	6						89	A	Rutgers	4	5		
										94	A	Saint Joseph's	3	11		
										98	A	Radford	1	3		
										98	A	Radford	3	6		
												125	N	Hartford	5	4
												132	A	UConn	6	2
												132	A	UConn	7	4
												132	A	UConn	1	4
												132	N	UConn	9	4
												142	H	South Fla.	3	6
												142	H	South Fla.	6	5
												142	H	South Fla.	6	13
												161	A	Delaware	3	9
												161	H	Delaware	4	12
												163	H	Cincinnati	7	5
												163	H	Cincinnati	5	11
												163	H	Cincinnati	7	2
												203	A	Monmouth	2	4
												203	H	Monmouth	4	7
												203	H	Monmouth	3	4
												218	N	UMass Lowell	3	14
												230	H	Lehigh	2	3
												257	H	Villanova	8	16
												257	N	Villanova	7	3
												258	N	Niagara	10	4
												285	N	Rider	2	7
												285	N	Rider	15	8
												288	N	Saint Peter's	2	1
				LAST 15 GAMES												
					132	N	UConn	9	4	18	H	Louisville	0	2		
					50	N	UCF	2	6	89	A	Rutgers	6	9		
					5	N	Houston	0	3	89	A	Rutgers	3	4		
					5	H	Houston	5	7							
					5	H	Houston	4	1							

Non-Div. I Games:

Temple

18 H Louisville	4	6
18 H Louisville	4	2

RPI	S	Opponent	Score
288	N	Saint Peter's	3 5

Temple

T  
e  
m  
p  
l  
e

T  
e  
m  
p  
l  
e

[illegible]

**Non-Div. I Games:**

Princeton

285	A	Rider	3	5
137	H	Penn	4	2

RPI	S	Opponent	Score	
266	A	Navy	1	0
275	H	Harvard	6	2
275	H	Harvard	3	4
285	A	Rider	3	5

Princeton

P  
r  
i  
n  
c  
e  
t  
o  
n

P  
r  
i  
n  
c  
e  
t  
o  
n

Average RPI Win:	168	WON-LOST	WINNING	LAST 15	STRENGTH OF	OPP. STRENGTH	TEAM	ADJ	CONF.	ADJ CONF.					
Average RPI Loss:	125	RECORD	PCT. RANK	GAMES	SCHEDULE	OF SCHEDULE	RPI	RPI	RPI	RPI					
DIV. I ONLY		19-34-0	.35849	248	6-9-0	169	158	224	.46237	223	9	9			
DIV. I NON-CONF.		9-13-0	.40909	212	1-1-0	278	274	244	.45462	243	9	9			
<hr/>															
TOTALS	RPI 1-25	RPI 26-50		W-L RECORDS		RPI 51-100		RPI 101-150		RPI 150+					
19-34-0	1-0-0	3-6-0		OVERALL		2-5-0		3-13-0		10-10-0					
12-6-0	0-0-0	3-0-0		HOME		1-2-0		3-3-0		5-1-0					
4-25-0	0-0-0	0-6-0		AWAY		1-3-0		0-9-0		3-7-0					
3-3-0	1-0-0	0-0-0		NEUTRAL		0-0-0		0-1-0		2-2-0					
<hr/>															
9-13-0	1-0-0	0-0-0		NON-CONFERENCE		0-1-0		0-4-0		8-8-0					
3-0-0	0-0-0	0-0-0		HOME		0-0-0		0-0-0		3-0-0					
3-11-0	0-0-0	0-0-		AWAY		0-1-0		0-3-0		3-7-0					
3-2-0	1-0-0	0-0-0		NEUTRAL		0-0-0		0-1-0		2-1-0					
<hr/>															
10-21-0	0-0-0	3-6-0		CONFERENCE		2-4-0		3-9-0		2-2-0					
9-6-0	0-0-0	3-0-0		HOME		1-2-0		3-3-0		2-1-0					
1-14-0	0-0-0	0-6-0		AWAY		1-2-0		0-6-0		0-0-0					
0-1-0	0-0-0	0-0-0		NEUTRAL		0-0-0		0-0-0		0-1-0					
<hr/>															
RPI S	Opponent	Score		RPI S	Opponent	Score		RPI S	Opponent	Score					
25 N	Washington	14	9	35 A	UNLV	1	12	69 A	New Mexico	1	2	104 A	Kansas St.	2	17
				35 A	UNLV	3	13	69 A	New Mexico	4	5	104 A	Kansas St.	0	4
				35 A	UNLV	1	6	69 A	New Mexico	3	1	108 N	Michigan	2	8
				35 H	UNLV	14	4	69 H	New Mexico	5	0	112 A	Fresno St.	1	11
				35 H	UNLV	10	9	69 H	New Mexico	8	13	112 A	Fresno St.	1	8
				35 H	UNLV	7	6	69 H	New Mexico	3	5	112 A	Fresno St.	1	6
				40 A	San Diego St.	3	4	93 A	Texas St.	0	6	112 H	Fresno St.	6	2
				40 A	San Diego St.	1	5					112 H	Fresno St.	5	7
				40 A	San Diego St.	3	9					112 H	Fresno St.	8	10
												130 A	Sacramento St.	1	7
												131 A	Nevada	1	7
												131 A	Nevada	2	5
												131 A	Nevada	1	5
												131 H	Nevada	3	2
												131 H	Nevada	4	12
												131 H	Nevada	5	4
												177 A	Omaha	3	9
												177 A	Omaha	3	7
												177 A	Omaha	1	3
												195 H	San Jose St.	8	7
												195 H	San Jose St.	10	9
												195 H	San Jose St.	2	4
												195 N	San Jose St.	3	11
												198 A	Arizona	2	10
												198 A	Arizona	2	14
												241 A	South Dakota St.	4	2
												241 A	South Dakota St.	2	1
<hr/>															
LAST 15 GAMES															
				195 N	San Jose St.	3	11	131 H	Nevada	5	4	195 N	San Jose St.	3	11
				69 A	New Mexico	4	5	131 H	Nevada	4	12	198 A	Arizona	2	10
				69 A	New Mexico	3	1	131 H	Nevada	3	2	198 A	Arizona	2	14
				69 A	New Mexico	1	2					241 A	South Dakota St.	4	2
				195 H	San Jose St.	8	7					241 A	South Dakota St.	2	1

Non-Div. I Games: Adams St. 17 1

Air Force

195	H	San Jose St.	10	9
195	H	San Jose St.	2	4

RPI	S	Opponent	Score	
241	A	South Dakota St.	1	2
262	H	New Mexico St.	9	6
266	N	Navy	0	3
266	N	Navy	2	0
266	N	Navy	9	1
297	A	Northern Colo.	2	6
297	A	Northern Colo.	13	5
297	H	Northern Colo.	11	10
297	H	Northern Colo.	8	6

A  
i  
r  
F  
o  
r  
c  
e

A  
i  
r  
F  
o  
r  
c  
e

Average RPI Win:		180	WON-LOST RECORD		WINNING PCT. RANK		LAST 15 GAMES		STRENGTH OF SCHEDULE		OPP. STRENGTH OF SCHEDULE		TEAM RPI		ADJ RPI		CONF. RPI		ADJ CONF. RPI					
DIV. I ONLY			22-28-0		.44		195		6-9-0		224		203		220		.46208		224		21		21	
DIV. I NON-CONF.			8-12-0		.4		215		1-2-0		188		193		237		.45591		239		22		22	
TOTALS		RPI 1-25		RPI 26-50		W-L RECORDS		RPI 51-100		RPI 101-150		RPI 150+												
22-28-0		1-1-0		0-0-0		OVERALL		3-7-0		5-8-0		13-12-0												
11-14-0		1-0-0		0-0-0		HOME		1-1-0		4-5-0		5-8-0												
10-13-0		0-1-0		0-0-0		AWAY		2-6-0		1-3-0		7-3-0												
1-1-0		0-0-0		0-0-0		NEUTRAL		0-0-0		0-0-0		1-1-0												
8-12-0		1-1-0		0-0-0		NON-CONFERENCE		1-3-0		3-4-0		3-4-0												
6-4-0		1-0-0		0-0-0		HOME		1-1-0		2-1-0		2-2-0												
1-7-0		0-1-0		0-0-		AWAY		0-2-0		1-3-0		0-1-0												
1-1-0		0-0-0		0-0-0		NEUTRAL		0-0-0		0-0-0		1-1-0												
14-16-0		0-0-0		0-0-0		CONFERENCE		2-4-0		2-4-0		10-8-0												
5-10-0		0-0-0		0-0-0		HOME		0-0-0		2-4-0		3-6-0												
9-6-0		0-0-0		0-0-0		AWAY		2-4-0		0-0-0		7-2-0												
0-0-0		0-0-0		0-0-0		NEUTRAL		0-0-0		0-0-0		0-0-0												
RPI	S	Opponent			Score		RPI	S	Opponent			Score		RPI	S	Opponent			Score					
4	A	Ole Miss			5 8									115	A	Memphis			8 12					
20	H	Kentucky			4 3									72	A	Southeast Mo. St.			6 3					
														72	A	Southeast Mo. St.			11 6					
														76	A	Arkansas St.			6 7					
														76	H	Arkansas St.			7 27					
														80	A	Evansville			3 6					
														80	H	Evansville			11 6					
														92	A	Jacksonville St.			4 1					
														92	A	Jacksonville St.			2 7					
														92	A	Jacksonville St.			1 5					
														149	H	Eastern Ill.			4 3					
														149	H	Eastern Ill.			3 14					
														149	H	Eastern Ill.			9 10					
														184	H	Morehead St.			10 4					
														184	H	Morehead St.			9 5					
														184	H	Morehead St.			10 11					
														196	H	Belmont			2 13					
														196	H	Belmont			1 5					
														196	H	Belmont			7 5					
														202	A	Southern Ill.			9 10					
														202	H	Southern Ill.			7 6					
														212	A	Eastern Ky.			8 3					
														212	A	Eastern Ky.			1 14					
														212	A	Eastern Ky.			6 1					
														236	A	Austin Peay			6 4					
														236	A	Austin Peay			7 2					
														236	A	Austin Peay			8 5					

Non-Div. I Games:	Mid-Continent	2	6	Mid-Continent	17	1
-------------------	---------------	---	---	---------------	----	---

Murray St.



M  
u  
r  
r  
a  
y  
s  
t  
.

M  
u  
r  
r  
a  
y  
s  
t  
.

Murray St.

 Tie,  Loss,  Non-Conf, S Site, H Home, A Away, N Neutral Page 449

Average RPI Win: 173		WON-LOST	WINNING	LAST 15	STRENGTH OF		OPP. STRENGTH	TEAM	ADJ	CONF.	ADJ CONF.
Average RPI Loss: 155		RECORD	PCT. RANK	GAMES	SCHEDULE		OF SCHEDULE	RPI	RPI	RPI	RPI
DIV. I ONLY		15-31-0	.32609	262	7-8-0		100	245	225	.46116	225
DIV. I NON-CONF.		3-16-0	.15789	293	1-2-0		83	246	283	.42101	283
TOTALS		RPI 1-25	RPI 26-50		W-L RECORDS		RPI 51-100		RPI 101-150		RPI 150+
15-31-0		0-3-0	0-0-0		OVERALL		4-2-0		2-12-0		9-14-0
8-8-0		0-0-0	0-0-0		HOME		2-1-0		2-3-0		4-4-0
6-17-0		0-3-0	0-0-0		AWAY		2-1-0		0-4-0		4-9-0
1-6-0		0-0-0	0-0-0		NEUTRAL		0-0-0		0-5-0		1-1-0
3-16-0		0-3-0	0-0-0		NON-CONFERENCE		0-0-0		1-10-0		2-3-0
2-2-0		0-0-0	0-0-0		HOME		0-0-0		1-1-0		1-1-0
0-8-0		0-3-0	0-0-		AWAY		0-0-0		0-4-0		0-1-0
1-6-0		0-0-0	0-0-0		NEUTRAL		0-0-0		0-5-0		1-1-0
12-15-0		0-0-0	0-0-0		CONFERENCE		4-2-0		1-2-0		7-11-0
6-6-0		0-0-0	0-0-0		HOME		2-1-0		1-2-0		3-3-0
6-9-0		0-0-0	0-0-0		AWAY		2-1-0		0-0-0		4-8-0
0-0-0		0-0-0	0-0-0		NEUTRAL		0-0-0		0-0-0		0-0-0
RPI S	Opponent	Score	RPI S	Opponent	Score	RPI S	Opponent	Score	RPI S	Opponent	Score
21 A	Maryland	1 10				85 H	VCU	5 4	101 A	Davidson	3 13
21 A	Maryland	2 3				85 H	VCU	6 10	101 A	Davidson	8 9
21 A	Maryland	0 4				85 H	VCU	5 4	121 H	George Mason	7 12
						94 A	Saint Joseph's	10 6	121 H	George Mason	0 7
						94 A	Saint Joseph's	7 3	121 H	George Mason	9 1
						94 A	Saint Joseph's	1 6	125 A	Hartford	0 3
									132 H	UConn	5 4
									132 H	UConn	5 8
									148 A	Army	4 9
									148 N	Army	4 7
									148 N	Army	3 4
									148 N	Army	3 7
									148 N	Army	3 4
									148 N	Army	0 14
									151 H	Saint Louis	1 2
									151 H	Saint Louis	3 2
									151 H	Saint Louis	7 1
									158 A	Boston College	6 7
									179 A	Richmond	4 6
									179 A	Richmond	5 8
									179 A	Richmond	1 10
									182 H	Siena	2 3
									194 H	Northeastern	5 3
									216 H	Dayton	5 4
									216 H	Dayton	2 6
									216 H	Dayton	5 6
									231 A	Fordham	4 1
LAST 15 GAMES											
94 A	Saint Joseph's	1 6	121 H	George Mason	9 1	121 H	George Mason	0 7	216 H	Dayton	5 4
94 A	Saint Joseph's	7 3	121 H	George Mason	7 12	216 H	Dayton	2 6	216 H	Dayton	5 6
94 A	Saint Joseph's	10 6	182 H	Siena	2 3	231 A	Fordham	4 1			
85 H	VCU	5 4									

Non-Div. I Games:

Massachusetts

85	H	VCU	6	10
85	H	VCU	5	4

RPI	S	Opponent	Score	
231	A	Fordham	3	5
231	A	Fordham	5	10
247	A	La Salle	8	6
247	A	La Salle	7	6
247	A	La Salle	0	3
268	A	George Washington	2	3
268	A	George Washington	6	4
268	A	George Washington	4	5
275	N	Harvard	0	3
277	N	N.C. A&T	15	0

Massachusetts

M  
a  
s  
s  
a  
c  
h  
u  
s  
e  
t  
t  
s

M  
a  
s  
s  
a  
c  
h  
u  
s  
e  
t  
t  
s

Average RPI Win:		204	WON-LOST RECORD		WINNING PCT. RANK		LAST 15 GAMES		STRENGTH OF SCHEDULE		OPP. STRENGTH OF SCHEDULE		TEAM RPI		ADJ RPI		CONF. RPI		ADJ CONF. RPI	
DIV. I ONLY			22-33-0		.4 223		6-9-0		195		194		226		.4609 226		16		16	
DIV. I NON-CONF.			13-15-0		.46429 173		3-3-0		277		240		241		.45552 240		19		19	
TOTALS		RPI 1-25		RPI 26-50		W-L RECORDS		RPI 51-100		RPI 101-150		RPI 150+								
22-33-0		0-1-0		0-3-0		OVERALL		4-9-0		2-4-0		16-16-0								
13-15-0		0-0-0		0-3-0		HOME		0-6-0		0-1-0		13-5-0								
9-18-0		0-1-0		0-0-0		AWAY		4-3-0		2-3-0		3-11-0								
0-0-0		0-0-0		0-0-0		NEUTRAL		0-0-0		0-0-0		0-0-0								
13-15-0		0-1-0		0-0-0		NON-CONFERENCE		2-2-0		0-3-0		11-9-0								
9-4-0		0-0-0		0-0-0		HOME		0-0-0		0-1-0		9-3-0								
4-11-0		0-1-0		0-0-		AWAY		2-2-0		0-2-0		2-6-0								
0-0-0		0-0-0		0-0-0		NEUTRAL		0-0-0		0-0-0		0-0-0								
9-18-0		0-0-0		0-3-0		CONFERENCE		2-7-0		2-1-0		5-7-0								
4-11-0		0-0-0		0-3-0		HOME		0-6-0		0-0-0		4-2-0								
5-7-0		0-0-0		0-0-0		AWAY		2-1-0		2-1-0		1-5-0								
0-0-0		0-0-0		0-0-0		NEUTRAL		0-0-0		0-0-0		0-0-0								
RPI	S	Opponent		Score		RPI	S	Opponent		Score		RPI	S	Opponent		Score				
1	A	Virginia		1	8	39	H	Liberty		4	10	62	H	High Point		4	6			
						39	H	Liberty		1	6	62	H	High Point		0	3			
						39	H	Liberty		5	8	62	H	High Point		3	4			
												63	H	Campbell		3	7			
												63	H	Campbell		0	3			
												63	H	Campbell		1	4			
												70	A	William & Mary		9	7			
												84	A	Duke		2	1			
												84	A	Duke		4	10			
												84	A	Duke		1	6			
												98	A	Radford		5	4			
												98	A	Radford		4	2			
												98	A	Radford		3	8			

Non-Div. I Games:

Longwood

62 H High Point	4	6
62 H High Point	0	3

RPI	S	Opponent	Score	
255	H	Norfolk St.	6	4
267	H	Marist	5	3
267	H	Marist	3	2
267	H	Marist	2	4
267	H	Marist	16	4
286	A	N.C. Central	12	16
286	H	N.C. Central	11	5
294	H	Ohio	7	1
294	H	Ohio	1	9
294	H	Ohio	5	2
294	H	Ohio	1	0

Longwood

L  
o  
n  
g  
w  
o  
o  
d

L  
o  
n  
g  
w  
o  
o  
d

[illegible]

**Non-Div. I Games:**

## Chicago

**2 1**

**Wheaton (IL)**

**7 5**

Northwestern

245	H	SIUE	8	6
254	A	Ill.-Chicago	8	4

RPI	S	Opponent	Score	
245	H	SIUE	2	8
245	H	SIUE	8	6
254	A	Ill.-Chicago	8	4
265	A	Eastern Mich.	8	9
292	A	Chicago St.	6	1
292	A	Chicago St.	4	2
292	H	Chicago St.	7	6
300	N	Mississippi Val.	12	4

Northwestern

N  
o  
r  
t  
h  
w  
e  
s  
t  
e  
r  
n

N  
o  
r  
t  
h  
w  
e  
s  
t  
e  
r  
n

[illegible]

Non-Div. I Games:	Farmingdale St.	13	0
-------------------	-----------------	----	---

Hofstra



204	A	Wagner	1	2
194	H	Northeastern	2	10

RPI	S	Opponent	Score	
269	A	Incarnate Word	3	8
269	A	Incarnate Word	4	2
276	A	Manhattan	0	5
276	H	Manhattan	8	2
302	A	NYIT	13	1
302	H	NYIT	3	2

Hofstra

H  
o  
f  
s  
t  
r  
a

H  
o  
f  
s  
t  
r  
a

Average RPI Win: 160		WON-LOST	WINNING	LAST 15	STRENGTH OF		OPP. STRENGTH	TEAM	ADJ		CONF.	ADJ CONF.			
Average RPI Loss: 120		RECORD	PCT. RANK	GAMES	SCHEDULE		OF SCHEDULE	RPI	RPI		RPI	RPI			
DIV. I ONLY		16-31-0	.34043	256	2-11-0		175	105	230		.45869	229	8	8	
DIV. I NON-CONF.		6-12-0	.33333	239	0-1-0		288	199	277		.42488	276	10	10	
TOTALS		RPI 1-25	RPI 26-50		W-L RECORDS		RPI 51-100		RPI 101-150		RPI 150+				
16-31-0		0-0-0	0-4-0		OVERALL		6-15-0		3-4-0		7-8-0				
10-7-0		0-0-0	0-3-0		HOME		3-3-0		2-0-0		5-1-0				
5-20-0		0-0-0	0-1-0		AWAY		3-11-0		1-3-0		1-5-0				
1-4-0		0-0-0	0-0-0		NEUTRAL		0-1-0		0-1-0		1-2-0				
6-12-0		0-0-0	0-1-0		NON-CONFERENCE		1-2-0		0-2-0		5-7-0				
3-0-0		0-0-0	0-0-0		HOME		0-0-0		0-0-0		3-0-0				
2-8-0		0-0-0	0-0-		AWAY		1-1-0		0-1-0		1-5-0				
1-4-0		0-0-0	0-0-0		NEUTRAL		0-1-0		0-1-0		1-2-0				
10-19-0		0-0-0	0-3-0		CONFERENCE		5-13-0		3-2-0		2-1-0				
7-7-0		0-0-0	0-3-0		HOME		3-3-0		2-0-0		2-1-0				
3-12-0		0-0-0	0-0-0		AWAY		2-10-0		1-2-0		0-0-0				
0-0-0		0-0-0	0-0-0		NEUTRAL		0-0-0		0-0-0		0-0-0				
RPI	S	Opponent	Score	RPI	S	Opponent	Score	RPI	S	Opponent	Score	RPI	S	Opponent	Score
				38	A	West Virginia	3 10	64	H	Southern Miss.	5 3	102	A	UTSA	5 2
				43	H	Old Dominion	1 9	64	H	Southern Miss.	5 9	102	A	UTSA	2 7
				43	H	Old Dominion	3 8	64	H	Southern Miss.	1 3	102	A	UTSA	2 6
				43	H	Old Dominion	3 6	74	A	East Carolina	0 1	129	A	Ohio St.	0 4
								74	A	East Carolina	9 8	136	N	Towson	3 8
								74	A	East Carolina	5 2	146	H	Tulane	3 2
								78	A	UAB	2 3	146	H	Tulane	2 1
								78	A	UAB	2 10	172	H	Akron	5 2
								78	A	UAB	2 5	184	A	Morehead St.	9 11
				81	A	Wake Forest	4 1	191	A	Coastal Caro.	1 2				
				81	A	Wake Forest	3 4	205	N	James Madison	5 8				
				84	N	Duke	2 5	212	A	Eastern Ky.	1 4				
				88	A	FIU	1 11	212	H	Eastern Ky.	7 3				
				88	A	FIU	1 3	232	N	Georgetown	5 1				
				88	A	FIU	0 9	243	H	Louisiana Tech	4 3				
				90	A	Middle Tenn.	7 10	243	H	Louisiana Tech	7 8				
				90	A	Middle Tenn.	2 6	243	H	Louisiana Tech	7 3				
				90	A	Middle Tenn.	0 14	273	N	Rhode Island	5 6				
				99	H	Fla. Atlantic	7 3	277	A	N.C. A&T	6 2				
				99	H	Fla. Atlantic	5 0	277	A	N.C. A&T	7 8				
								277	A	N.C. A&T	1 2				
								294	H	Ohio	2 1				
Non-Div. I Games:				West Va. Tech		7	2	West Va. Tech		6	1	West Va. Tech		6	2
								West Va. Tech		7	0	West Va. Tech			
												Marshall			



Average RPI Win:	220	WON-LOST RECORD	WINNING PCT. RANK	LAST 15 GAMES	STRENGTH OF SCHEDULE	OPP. STRENGTH OF SCHEDULE	TEAM RPI	ADJ RPI	CONF. RPI	ADJ CONF. RPI	
DIV. I ONLY	25-24-0	.5102	132	7-8-0	283	279	231	.45813	230	24	24
DIV. I NON-CONF.	13-11-0	.54167	115	2-0-0	301	301	286	.41955	285	28	28
<hr/>											
TOTALS	RPI 1-25	RPI 26-50		W-L RECORDS	RPI 51-100		RPI 101-150		RPI 150+		
25-24-0	0-0-0	0-0-0		OVERALL	0-0-0		6-8-0		19-16-0		
14-3-0	0-0-0	0-0-0		HOME	0-0-0		1-0-0		13-3-0		
5-12-0	0-0-0	0-0-0		AWAY	0-0-0		3-5-0		2-7-0		
6-9-0	0-0-0	0-0-0		NEUTRAL	0-0-0		2-3-0		4-6-0		
13-11-0	0-0-0	0-0-0		NON-CONFERENCE	0-0-0		1-0-0		12-11-0		
7-2-0	0-0-0	0-0-0		HOME	0-0-0		1-0-0		6-2-0		
2-3-0	0-0-0	0-0-		AWAY	0-0-0		0-0-0		2-3-0		
4-6-0	0-0-0	0-0-0		NEUTRAL	0-0-0		0-0-0		4-6-0		
12-13-0	0-0-0	0-0-0		CONFERENCE	0-0-0		5-8-0		7-5-0		
7-1-0	0-0-0	0-0-0		HOME	0-0-0		0-0-0		7-1-0		
3-9-0	0-0-0	0-0-0		AWAY	0-0-0		3-5-0		0-4-0		
2-3-0	0-0-0	0-0-0		NEUTRAL	0-0-0		2-3-0		0-0-0		
RPI S	Opponent	Score	RPI S	Opponent	Score	RPI S	Opponent	Score	RPI S	Opponent	Score
								105 H Seton Hall	3	2	
								106 A Bucknell	1	9	
								106 A Bucknell	4	2	
								106 A Bucknell	3	7	
								106 A Bucknell	2	11	
								106 N Bucknell	4	5	
								106 N Bucknell	2	7	
								148 A Army	7	9	
								148 A Army	3	0	
								148 A Army	5	4	
								148 A Army	0	2	
								148 N Army	2	3	
								148 N Army	6	0	
								148 N Army	3	1	
								190 N Western Mich.	5	4	
								190 N Western Mich.	6	15	
								215 H Holy Cross	3	0	
								215 H Holy Cross	6	5	
								215 H Holy Cross	15	3	
								215 H Holy Cross	1	0	
								221 A Temple	3	2	
								237 N Maine	11	4	
								240 H Lafayette	7	2	
								240 H Lafayette	5	1	
								240 H Lafayette	1	2	
								240 H Lafayette	4	2	
								242 H Mt. St. Mary's	14	1	
LAST 15 GAMES											
								106 N Bucknell	2	7	
								106 N Bucknell	4	5	
								148 N Army	3	1	
								148 N Army	6	0	
								148 N Army	2	3	
								240 H Lafayette	5	1	
								240 H Lafayette	7	2	
								240 H Lafayette	4	2	

Non-Div. I Games:

Lehigh

148 A Army	7	9
240 H Lafayette	1	2

RPI	S	Opponent	Score	
242	H	Mt. St. Mary's	7	6
242	H	Mt. St. Mary's	5	1
242	N	Mt. St. Mary's	6	7
247	A	La Salle	5	6
256	A	Fairleigh Dickinson	4	12
256	A	Fairleigh Dickinson	1	9
256	N	Fairleigh Dickinson	5	7
256	N	Fairleigh Dickinson	4	2
266	A	Navy	1	2
266	A	Navy	1	4
266	A	Navy	2	7
266	A	Navy	2	3
283	N	St. Bonaventure	4	6
284	H	Iona	7	10
292	N	Chicago St.	1	8
293	N	NJIT	3	4
293	N	NJIT	7	5
295	H	UMES	6	3
295	H	UMES	3	11
298	A	Coppin St.	4	3
298	H	Coppin St.	8	2
298	H	Coppin St.	9	3

Lehigh

L  
e  
h  
i  
g  
h

L  
e  
h  
i  
g  
h

F  
o  
r  
d  
h  
a  
m

Fordham					Through Games Of 6-25-14 (FINAL)								
Average RPI Win: 209		WON-LOST RECORD	WINNING PCT. RANK		LAST 15 GAMES	STRENGTH OF SCHEDULE	OPP. STRENGTH OF SCHEDULE		TEAM RPI	ADJ RPI		CONF. RPI	ADJ CONF. RPI
Average RPI Loss: 160													
DIV. I ONLY		24-30-0	.44444	187	7-8-0	236	246		232	.45794	231	25	25
DIV. I NON-CONF.		10-14-0	.41667	205	0-0-0	247	265		248	.44896	247	25	24
TOTALS		RPI 1-25	RPI 26-50		W-L RECORDS	RPI 51-100		RPI 101-150		RPI 150+			
24-30-0	0-0-0	0-1-0		OVERALL		2-6-0		4-7-0		18-16-0			
15-11-0	0-0-0	0-0-0		HOME		2-4-0		3-2-0		10-5-0			
7-16-0	0-0-0	0-1-0		AWAY		0-1-0		1-5-0		6-9-0			
2-3-0	0-0-0	0-0-0		NEUTRAL		0-1-0		0-0-0		2-2-0			
10-14-0	0-0-0	0-1-0		NON-CONFERENCE		0-1-0		3-5-0		7-7-0			
7-4-0	0-0-0	0-0-0		HOME		0-0-0		3-2-0		4-2-0			
2-9-0	0-0-0	0-0-		AWAY		0-1-0		0-3-0		2-4-0			
1-1-0	0-0-0	0-0-0		NEUTRAL		0-0-0		0-0-0		1-1-0			
14-16-0	0-0-0	0-0-0		CONFERENCE		2-5-0		1-2-0		11-9-0			
8-7-0	0-0-0	0-0-0		HOME		2-4-0		0-0-0		6-3-0			
5-7-0	0-0-0	0-0-0		AWAY		0-0-0		1-2-0		4-5-0			
1-2-0	0-0-0	0-0-0		NEUTRAL		0-1-0		0-0-0		1-1-0			
RPI S	Opponent	Score	RPI S	Opponent	Score	RPI S	Opponent	Score	RPI S	Opponent	Score		
			42 A	Columbia	5 7	85 H	VCU	12 6	113 A	Stony Brook	0 10		
						85 H	VCU	6 3	113 A	Stony Brook	9 10		
						85 H	VCU	2 5	113 A	Stony Brook	0 6		
						89 A	Rutgers	3 13	120 H	Sacred Heart	2 4		
						94 H	Saint Joseph's	1 17	120 H	Sacred Heart	0 6		
						94 H	Saint Joseph's	1 13	120 H	Sacred Heart	7 6		
						94 H	Saint Joseph's	3 4	121 A	George Mason	0 6		
						94 N	Saint Joseph's	4 9	121 A	George Mason	8 5		
									121 A	George Mason	4 7		
									148 H	Army	5 4		
									150 H	Fairfield	5 4		
									151 A	Saint Louis	1 6		
									151 A	Saint Louis	4 7		
									151 A	Saint Louis	1 11		
									151 N	Saint Louis	2 12		
									159 N	Pittsburgh	9 2		
									161 A	Delaware	5 3		
									161 A	Delaware	1 3		
									161 A	Delaware	7 5		
									182 H	Siena	0 4		
									188 A	Wofford	3 5		
									216 H	Dayton	5 4		
									216 H	Dayton	3 6		
									216 H	Dayton	6 3		
									216 N	Dayton	4 3		
									225 H	Massachusetts	1 4		
									225 H	Massachusetts	5 3		
LAST 15 GAMES													
			216 N	Dayton	4 3	151 A	Saint Louis	4 7					
			151 N	Saint Louis	2 12	151 A	Saint Louis	1 11					
			94 N	Saint Joseph's	4 9	247 H	La Salle	9 10					
			85 H	VCU	2 5								
			85 H	VCU	12 6								

F  
o  
r  
d  
h  
a  
m

Non-Div. I Games:

Fordham

85 H VCU	6	3
151 A Saint Louis	1	6

RPI	S	Opponent	Score	
225	H	Massachusetts	10	5
228	A	Hofstra	4	11
238	H	Quinnipiac	8	6
239	N	Presbyterian	3	9
247	H	La Salle	6	2
247	H	La Salle	9	10
247	H	La Salle	13	0
267	H	Marist	0	9
273	A	Rhode Island	0	2
273	A	Rhode Island	3	0
273	A	Rhode Island	6	8
274	H	Albany (NY)	8	2
276	A	Manhattan	2	6
283	A	St. Bonaventure	15	8
283	A	St. Bonaventure	8	1
283	A	St. Bonaventure	14	8
302	H	NYIT	11	8
302	H	NYIT	7	6

Fordham

F  
o  
r  
d  
h  
a  
m

F  
o  
r  
d  
h  
a  
m

Average RPI Win:	213	WON-LOST	WINNING	LAST 15	STRENGTH OF	OPP. STRENGTH	TEAM	ADJ	CONF.	ADJ CONF.	
Average RPI Loss:	147	RECORD	PCT. RANK	GAMES	SCHEDULE	OF SCHEDULE	RPI	RPI	RPI	RPI	
DIV. I ONLY	19-29-0	.39583	228	7-8-0	192	259	233	.45741	232	18	17
DIV. I NON-CONF.	14-16-0	.46667	171	2-2-0	240	286	222	.46564	221	21	21
<hr/>											
TOTALS	RPI 1-25	RPI 26-50		W-L RECORDS		RPI 51-100		RPI 101-150		RPI 150+	
19-29-0	0-0-0	0-0-0		OVERALL		1-9-0		6-10-0		12-10-0	
10-8-0	0-0-0	0-0-0		HOME		0-3-0		5-3-0		5-2-0	
5-15-0	0-0-0	0-0-0		AWAY		0-4-0		0-5-0		5-6-0	
4-6-0	0-0-0	0-0-0		NEUTRAL		1-2-0		1-2-0		2-2-0	
14-16-0	0-0-0	0-0-0		NON-CONFERENCE		1-3-0		5-5-0		8-8-0	
7-2-0	0-0-0	0-0-0		HOME		0-0-0		4-1-0		3-1-0	
3-8-0	0-0-0	0-0-		AWAY		0-1-0		0-2-0		3-5-0	
4-6-0	0-0-0	0-0-0		NEUTRAL		1-2-0		1-2-0		2-2-0	
5-13-0	0-0-0	0-0-0		CONFERENCE		0-6-0		1-5-0		4-2-0	
3-6-0	0-0-0	0-0-0		HOME		0-3-0		1-2-0		2-1-0	
2-7-0	0-0-0	0-0-0		AWAY		0-3-0		0-3-0		2-1-0	
0-0-0	0-0-0	0-0-0		NEUTRAL		0-0-0		0-0-0		0-0-0	
RPI	S	Opponent	Score	RPI	S	Opponent	Score	RPI	S	Opponent	Score
						66 A Creighton	4 13	105 H Seton Hall		4 3	
						66 A Creighton	0 2	105 H Seton Hall		3 9	
						66 A Creighton	5 16	105 H Seton Hall		4 5	
						81 A Wake Forest	2 3	107 A St. John's (NY)		6 7	
						91 H Xavier	6 15	107 A St. John's (NY)		4 12	
						91 H Xavier	6 11	107 A St. John's (NY)		5 15	
						91 H Xavier	2 8	121 A George Mason		5 6	
						94 N Saint Joseph's	5 4	122 N Iowa		1 13	
						94 N Saint Joseph's	2 3	122 N Iowa		10 1	
						94 N Saint Joseph's	0 15	125 H Hartford		4 3	
								125 H Hartford		6 3	
								125 H Hartford		11 10	
								136 A Towson		4 8	
								136 H Towson		2 10	
								136 H Towson		6 2	
								136 N Towson		1 9	
								190 N Western Mich.		4 6	
								208 A UNC Greensboro		9 10	
								208 A UNC Greensboro		3 14	
								208 A UNC Greensboro		1 7	
								229 N Marshall		1 5	
								241 N South Dakota St.		9 4	
								241 N South Dakota St.		7 4	
								249 A Butler		6 7	
								249 A Butler		8 3	
								249 A Butler		5 2	
								252 A UMBC		5 8	
								252 H UMBC		3 4	
								257 H Villanova		2 1	
								107 A St. John's (NY)		5 15	
								107 A St. John's (NY)		4 12	

Non-Div. I Games:

Georgetown



257 H Villanova	2	13
257 H Villanova	6	4

RPI	S	Opponent	Score	
252	H	UMBC	3	4
257	H	Villanova	6	4
257	H	Villanova	2	13
257	H	Villanova	2	1
268	A	George Washington	6	2
268	H	George Washington	7	6
295	H	UMES	7	3
295	H	UMES	7	2
299	A	Grambling	5	3
299	A	Grambling	2	8
299	A	Grambling	6	1

Georgetown

G  
e  
o  
r  
g  
e  
t  
o  
w  
n

G  
e  
o  
r  
g  
e  
t  
o  
w  
n

Average RPI Win:		198	WON-LOST RECORD		WINNING PCT. RANK		LAST 15 GAMES		STRENGTH OF SCHEDULE		OPP. STRENGTH OF SCHEDULE		TEAM RPI		ADJ RPI		CONF. RPI		ADJ CONF. RPI				
DIV. I ONLY			18-32-0		.36	246	1-14-0		231		130		234		.45717	233	10		10				
DIV. I NON-CONF.			13-14-0		.48148	161	1-1-0		281		203		207		.47305	206	7		7				
TOTALS		RPI 1-25		RPI 26-50			W-L RECORDS			RPI 51-100			RPI 101-150			RPI 150+							
18-32-0		0-3-0		1-3-0			OVERALL			0-6-0			4-12-0			13-8-0							
8-9-0		0-3-0		1-0-0			HOME			0-6-0			2-0-0			5-0-0							
9-21-0		0-0-0		0-3-0			AWAY			0-0-0			2-12-0			7-6-0							
1-2-0		0-0-0		0-0-0			NEUTRAL			0-0-0			0-0-0			1-2-0							
13-14-0		0-0-0		1-0-0			NON-CONFERENCE			0-0-0			3-7-0			9-7-0							
6-0-0		0-0-0		1-0-0			HOME			0-0-0			2-0-0			3-0-0							
6-12-0		0-0-0		0-0-			AWAY			0-0-0			1-7-0			5-5-0							
1-2-0		0-0-0		0-0-0			NEUTRAL			0-0-0			0-0-0			1-2-0							
5-18-0		0-3-0		0-3-0			CONFERENCE			0-6-0			1-5-0			4-1-0							
2-9-0		0-3-0		0-0-0			HOME			0-6-0			0-0-0			2-0-0							
3-9-0		0-0-0		0-3-0			AWAY			0-0-0			1-5-0			2-1-0							
0-0-0		0-0-0		0-0-0			NEUTRAL			0-0-0			0-0-0			0-0-0							
RPI	S	Opponent		Score		RPI	S	Opponent		Score		RPI	S	Opponent		Score		RPI	S	Opponent		Score	
9	H	Indiana		0	10	33	A	Nebraska		3	13	56	H	Illinois		3	6	106	A	Bucknell		0	1
9	H	Indiana		2	9	33	A	Nebraska		4	8	56	H	Illinois		3	8	106	A	Bucknell		6	2
9	H	Indiana		1	8	33	A	Nebraska		2	9	56	H	Illinois		6	7	106	H	Bucknell		7	2
						38	H	West Virginia		8	4	100	H	Michigan St.		1	4	106	H	Bucknell		4	3
												100	H	Michigan St.		2	4	112	A	Fresno St.		3	12
												100	H	Michigan St.		6	7	112	A	Fresno St.		3	13
																		118	A	Minnesota		0	12
																		118	A	Minnesota		0	4
																		118	A	Minnesota		1	2
																		127	A	Kent St.		1	4
																		129	A	Ohio St.		0	7
																		129	A	Ohio St.		5	4
																		129	A	Ohio St.		6	12
																		142	A	South Fla.		7	11
																		142	A	South Fla.		5	6
																		142	A	South Fla.		1	19
																		174	A	Santa Clara		3	6
																		174	A	Santa Clara		5	10
																		174	A	Santa Clara		6	5
																		206	A	Purdue		0	4
																		206	A	Purdue		6	5
																		206	A	Purdue		2	1
																		213	A	Gardner-Webb		4	3
																		213	A	Gardner-Webb		3	7
																		213	A	Gardner-Webb		6	4
																		227	H	Northwestern		7	3
																		227	H	Northwestern		10	6
-----																							
TOTALS		RPI 1-25		RPI 26-50			W-L RECORDS			RPI 51-100			RPI 101-150			RPI 150+							
18-32-0		0-3-0		1-3-0			OVERALL			0-6-0			4-12-0			13-8-0							
8-9-0		0-3-0		1-0-0			HOME			0-6-0			2-0-0			5-0-0							
9-21-0		0-0-0		0-3-0			AWAY			0-0-0			2-12-0			7-6-0							
1-2-0		0-0-0		0-0-0			NEUTRAL			0-0-0			0-0-0			1-2-0							
13-14-0		0-0-0		1-0-0			NON-CONFERENCE			0-0-0			3-7-0			9-7-0							
6-0-0		0-0-0		1-0-0			HOME			0-0-0			2-0-0			3-0-0							
6-12-0		0-0-0		0-0-			AWAY			0-0-0			1-7-0			5-5-0							
1-2-0		0-0-0		0-0-0			NEUTRAL			0-0-0			0-0-0			1-2-0							
5-18-0		0-3-0		0-3-0			CONFERENCE			0-6-0			1-5-0			4-1-0							
2-9-0		0-3-0		0-0-0			HOME			0-6-0			0-0-0			2-0-0							
3-9-0		0-0-0		0-3-0			AWAY			0-0-0			1-5-0			2-1-0							
0-0-0		0-0-0		0-0-0			NEUTRAL			0-0-0			0-0-0			0-0-0							

Non-Div. I Games:

Penn St.

Penn St.

9	H	Indiana	1	8
9	H	Indiana	0	10

Through Games Of 6-25-14 (FINAL)

RPI	S	Opponent	Score	
228	N	Hofstra	10	4
228	N	Hofstra	0	5
228	N	Hofstra	2	5
257	A	Villanova	5	4
260	A	St. Mary's (CA)	2	6
260	A	St. Mary's (CA)	9	6
260	A	St. Mary's (CA)	0	4
261	H	Youngstown St.	15	2
302	H	NYIT	8	0
302	H	NYIT	7	3

Penn St.

P  
e  
n  
n  
s  
t  
.

P  
e  
n  
n  
s  
t  
.

Average RPI Win:		223	WON-LOST		WINNING		LAST 15		STRENGTH OF		OPP. STRENGTH		TEAM		ADJ		CONF.		ADJ CONF.				
Average RPI Loss:		165	RECORD		PCT. RANK		GAMES		SCHEDULE		OF SCHEDULE		RPI		RPI		RPI		RPI				
DIV. I ONLY			20-31-0		.39216	230	6-9-0		206		275		229		.45687	234	26		26				
DIV. I NON-CONF.			5-16-0		.2381	275	2-1-0		68		124		225		.46221	224	24		25				
TOTALS		RPI 1-25		RPI 26-50		W-L RECORDS		RPI 51-100		RPI 101-150		RPI 150+											
20-31-0		0-2-0		0-3-0		OVERALL		3-5-0		1-1-0		16-20-0											
8-7-0		0-0-0		0-0-0		HOME		2-1-0		0-0-0		6-6-0											
9-17-0		0-2-0		0-3-0		AWAY		1-4-0		1-1-0		7-7-0											
3-7-0		0-0-0		0-0-0		NEUTRAL		0-0-0		0-0-0		3-7-0											
5-16-0		0-2-0		0-3-0		NON-CONFERENCE		3-5-0		1-1-0		1-5-0											
2-1-0		0-0-0		0-0-0		HOME		2-1-0		0-0-0		0-0-0											
2-10-0		0-2-0		0-0-		AWAY		1-4-0		1-1-0		0-0-0											
1-5-0		0-0-0		0-0-0		NEUTRAL		0-0-0		0-0-0		1-5-0											
15-15-0		0-0-0		0-0-0		CONFERENCE		0-0-0		0-0-0		15-15-0											
6-6-0		0-0-0		0-0-0		HOME		0-0-0		0-0-0		6-6-0											
7-7-0		0-0-0		0-0-0		AWAY		0-0-0		0-0-0		7-7-0											
2-2-0		0-0-0		0-0-0		NEUTRAL		0-0-0		0-0-0		2-2-0											
RPI	S	Opponent		Score		RPI	S	Opponent		Score		RPI	S	Opponent		Score							
18	A	Louisville		2	5	32	A	Indiana St.		2	4	80	A	Evansville		0	1	122	A	Iowa		8	6
18	A	Louisville		0	8	32	A	Indiana St.		4	7	80	A	Evansville		12	1	133	A	Nicholls St.		1	2
						32	A	Indiana St.		5	8	80	A	Evansville		0	1	156	N	La.-Monroe		5	6
												87	A	Illinois St.		3	5	156	N	La.-Monroe		2	6
												87	A	Illinois St.		2	11	177	A	Omaha		2	0
												87	H	Illinois St.		2	1	177	A	Omaha		3	7
												87	H	Illinois St.		13	12	177	H	Omaha		0	3
												87	H	Illinois St.		4	22	177	H	Omaha		5	8
																		177	H	Omaha		1	7
																		177	H	Omaha		0	3
																		202	N	Southern Ill.		3	10
																		241	A	South Dakota St.		1	9
																		241	A	South Dakota St.		4	3
																		241	A	South Dakota St.		0	5
																		241	A	South Dakota St.		16	4
																		241	H	South Dakota St.		1	0
																		241	H	South Dakota St.		2	5
																		241	N	South Dakota St.		5	2
																		248	A	North Dakota St.		2	8
																		248	A	North Dakota St.		6	5
																		248	A	North Dakota St.		2	4
																		248	A	North Dakota St.		3	6
																		248	H	North Dakota St.		4	3
																		248	H	North Dakota St.		9	8
																		248	N	North Dakota St.		0	9
																		248	N	North Dakota St.		1	6
																		249	N	Butler		0	2

Non-Div. I Games:	Ill.-Springfield	10	17	St. Ambrose	18	5
-------------------	------------------	----	----	-------------	----	---

Western Ill.

Western Ill.

177 H Omaha	1	7
177 H Omaha	0	3

Through Games Of 6-25-14 (FINAL)

RPI	S	Opponent	Score	
249	N	Butler	11	2
249	N	Butler	5	10
279	A	IPFW	3	0
279	A	IPFW	8	9
279	A	IPFW	21	14
279	A	IPFW	11	9
279	H	IPFW	6	7
279	H	IPFW	3	2
279	H	IPFW	5	4
279	H	IPFW	9	2
279	N	IPFW	8	7

Western Ill.

W  
e  
s  
t  
e  
r  
n  
I  
l  
l  
.

W  
e  
s  
t  
e  
r  
n  
I  
l  
l  
.

Yale

Yale				Through Games Of 6-25-14 (FINAL)											
Average RPI Win: 181		WON-LOST RECORD	WINNING PCT. RANK	LAST 15 GAMES	STRENGTH OF SCHEDULE	OPP. STRENGTH OF SCHEDULE	TEAM RPI	ADJ RPI	CONF. RPI	ADJ CONF. RPI					
DIV. I ONLY		18-22-0	.45	180	7-8-0	268	190	235	.45606	235	22	22			
DIV. I NON-CONF.		7-12-0	.36842	227	1-1-0	185	143	229	.46138	228	15	15			
TOTALS		RPI 1-25	RPI 26-50		W-L RECORDS		RPI 51-100		RPI 101-150		RPI 150+				
18-22-0		1-2-0	2-0-0		OVERALL		0-0-0		2-7-0		13-13-0				
11-7-0		0-0-0	0-0-0		HOME		0-0-0		1-2-0		10-5-0				
6-13-0		1-2-0	2-0-0		AWAY		0-0-0		0-4-0		3-7-0				
1-2-0		0-0-0	0-0-0		NEUTRAL		0-0-0		1-1-0		0-1-0				
7-12-0		1-2-0	0-0-0		NON-CONFERENCE		0-0-0		2-5-0		4-5-0				
3-5-0		0-0-0	0-0-0		HOME		0-0-0		1-2-0		2-3-0				
3-5-0		1-2-0	0-0-		AWAY		0-0-0		0-2-0		2-1-0				
1-2-0		0-0-0	0-0-0		NEUTRAL		0-0-0		1-1-0		0-1-0				
11-10-0		0-0-0	2-0-0		CONFERENCE		0-0-0		0-2-0		9-8-0				
8-2-0		0-0-0	0-0-0		HOME		0-0-0		0-0-0		8-2-0				
3-8-0		0-0-0	2-0-0		AWAY		0-0-0		0-2-0		1-6-0				
0-0-0		0-0-0	0-0-0		NEUTRAL		0-0-0		0-0-0		0-0-0				
RPI S	Opponent	Score		RPI S	Opponent	Score		RPI S	Opponent	Score		RPI S	Opponent	Score	
11 A	LSU	0	19	42 A	Columbia	3	0		106 N	Bucknell	13	5			
11 A	LSU	8	7	42 A	Columbia	4	1		120 H	Sacred Heart	5	2			
11 A	LSU	0	3						125 A	Hartford	6	8			
									132 A	UConn	1	14			
									137 A	Penn	9	11			
									137 A	Penn	1	6			
									140 N	Bowling Green	4	5			
									150 H	Fairfield	2	6			
									150 H	Fairfield	5	10			
									175 A	Dartmouth	2	8			
									175 A	Dartmouth	3	12			
									175 A	Dartmouth	4	11			
									175 A	Dartmouth	6	0			
									175 A	Dartmouth	2	4			
									176 A	Stetson	1	11			
									176 A	Stetson	10	2			
									176 A	Stetson	15	4			
									207 N	LIU Brooklyn	7	10			
									211 H	Cornell	1	0			
									211 H	Cornell	4	6			
									215 H	Holy Cross	6	16			
									215 H	Holy Cross	3	8			
									215 H	Holy Cross	4	3			
									215 H	Holy Cross	3	10			
									218 H	UMass Lowell	1	0			
									222 H	Princeton	4	2			
									222 H	Princeton	2	1			
				LAST 15 GAMES											
				175 A	Dartmouth	4	11	275 H	Harvard	2	6	215 H	Holy Cross	4	3
				246 H	Brown	6	5	275 H	Harvard	8	2	215 H	Holy Cross	3	10
				246 H	Brown	4	3	120 H	Sacred Heart	5	2	218 H	UMass Lowell	1	0
				246 A	Brown	0	7					222 H	Princeton	4	2
				246 A	Brown	7	12					222 H	Princeton	2	1

275	H	Harvard	1	0
275	H	Harvard	7	6

RPI	S	Opponent	Score	
246	A	Brown	7	12
246	A	Brown	0	7
246	H	Brown	4	3
246	H	Brown	6	5
275	H	Harvard	2	6
275	H	Harvard	7	6
275	H	Harvard	1	0
275	H	Harvard	8	2

Yale

Y  
a  
l  
e

Y  
a  
l  
e

Average RPI Win:	182	WON-LOST RECORD	WINNING PCT. RANK	LAST 15 GAMES	STRENGTH OF SCHEDULE	OPP. STRENGTH OF SCHEDULE	TEAM RPI	ADJ RPI	CONF. RPI	ADJ CONF. RPI	
DIV. I ONLY		23-33-0	.41071 219	7-8-0	215	196	236	.45594 236	21	21	
DIV. I NON-CONF.		9-17-0	.34615 234	1-2-0	183	177	258	.44172 258	22	22	
<hr/>											
TOTALS	RPI 1-25	RPI 26-50		W-L RECORDS	RPI 51-100		RPI 101-150		RPI 150+		
23-33-0	0-0-0	0-1-0		OVERALL	3-11-0		6-6-0		14-15-0		
14-17-0	0-0-0	0-0-0		HOME	2-4-0		3-4-0		9-9-0		
8-16-0	0-0-0	0-1-0		AWAY	1-7-0		2-2-0		5-6-0		
1-0-0	0-0-0	0-0-0		NEUTRAL	0-0-0		1-0-0		0-0-0		
<hr/>											
9-17-0	0-0-0	0-1-0		NON-CONFERENCE	1-7-0		2-4-0		6-5-0		
7-9-0	0-0-0	0-0-0		HOME	1-2-0		1-3-0		5-4-0		
1-8-0	0-0-0	0-0-		AWAY	0-5-0		0-1-0		1-1-0		
1-0-0	0-0-0	0-0-0		NEUTRAL	0-0-0		1-0-0		0-0-0		
<hr/>											
14-16-0	0-0-0	0-0-0		CONFERENCE	2-4-0		4-2-0		8-10-0		
7-8-0	0-0-0	0-0-0		HOME	1-2-0		2-1-0		4-5-0		
7-8-0	0-0-0	0-0-0		AWAY	1-2-0		2-1-0		4-5-0		
0-0-0	0-0-0	0-0-0		NEUTRAL	0-0-0		0-0-0		0-0-0		
<hr/>											
RPI S	Opponent	Score	RPI S	Opponent	Score	RPI S	Opponent	Score	RPI S	Opponent	Score
			32 A	Indiana St.	0 3	53 A	Tennessee	7 8	115 N	Memphis	5 3
						72 H	Southeast Mo. St.	9 10	116 A	Tennessee Tech	7 4
						72 H	Southeast Mo. St.	7 19	116 A	Tennessee Tech	9 6
						72 H	Southeast Mo. St.	22 4	116 A	Tennessee Tech	9 16
						75 A	Baylor	2 5	122 H	Iowa	7 4
						75 A	Baylor	1 12	122 H	Iowa	13 15
						75 A	Baylor	1 15	122 H	Iowa	5 11
						80 H	Evansville	9 10	126 A	Western Ky.	2 5
						80 H	Evansville	7 6	126 H	Western Ky.	5 6
						90 A	Middle Tenn.	0 5	149 H	Eastern Ill.	6 7
						90 H	Middle Tenn.	7 12	149 H	Eastern Ill.	14 10
						92 A	Jacksonville St.	7 9	149 H	Eastern Ill.	10 6
						92 A	Jacksonville St.	6 1	154 A	Lipscomb	6 3
						92 A	Jacksonville St.	2 7	154 H	Lipscomb	6 14
									162 H	Bradley	10 6
									172 H	Akron	0 10
									184 A	Morehead St.	9 10
									184 A	Morehead St.	6 7
									184 A	Morehead St.	9 8
									196 A	Belmont	3 0
									196 A	Belmont	2 4
									196 A	Belmont	3 2
			LAST 15 GAMES						196 A	Belmont	3 2
			245 A	SIUE	3 4	184 A	Morehead St.	6 7	202 A	Southern Ill.	0 3
			245 A	SIUE	0 1	184 A	Morehead St.	9 8	202 H	Southern Ill.	4 14
			245 A	SIUE	6 4	184 A	Morehead St.	9 10	212 H	Eastern Ky.	6 7
			154 A	Lipscomb	6 3				212 H	Eastern Ky.	13 9
			290 H	UT Martin	13 12				212 H	Eastern Ky.	6 5

**Non-Div. I Games:**

Austin Peay



290	H	UT Martin	10	2
290	H	UT Martin	3	6

RPI	S	Opponent	Score	
216	H	Dayton	8	5
224	H	Murray St.	4	6
224	H	Murray St.	2	7
224	H	Murray St.	5	8
245	A	SIUE	6	4
245	A	SIUE	3	4
245	A	SIUE	0	1
265	H	Eastern Mich.	8	3
265	H	Eastern Mich.	8	9
281	H	Milwaukee	12	7
281	H	Milwaukee	5	4
290	H	UT Martin	13	12
290	H	UT Martin	3	6
290	H	UT Martin	10	2

Austin Peay

A  
u  
s  
t  
i  
n  
P  
e  
a  
y

A  
u  
s  
t  
i  
n  
P  
e  
a  
y

Maine

Maine				Through Games Of 6-25-14 (FINAL)																
Average RPI Win:		209	WON-LOST RECORD		WINNING PCT. RANK		LAST 15 GAMES		STRENGTH OF SCHEDULE		OPP. STRENGTH OF SCHEDULE		TEAM RPI		ADJ RPI		CONF. RPI		ADJ CONF. RPI	
DIV. I ONLY			21-29-0		.42 211		7-7-0		264		224		237		.45438 237		23		23	
DIV. I NON-CONF.			11-16-0		.40741 213		2-1-0		273		175		247		.45143 246		23		23	
TOTALS		RPI 1-25		RPI 26-50		W-L RECORDS		RPI 51-100		RPI 101-150		RPI 150+								
21-29-0		1-2-0		0-0-0		OVERALL		1-5-0		2-7-0		17-15-0								
7-6-0		0-0-0		0-0-0		HOME		0-0-0		0-3-0		7-3-0								
9-13-0		1-2-0		0-0-0		AWAY		1-4-0		1-2-0		6-5-0								
5-10-0		0-0-0		0-0-0		NEUTRAL		0-1-0		1-2-0		4-7-0								
11-16-0		1-2-0		0-0-0		NON-CONFERENCE		1-5-0		1-1-0		8-8-0								
3-1-0		0-0-0		0-0-0		HOME		0-0-0		0-0-0		3-1-0								
3-7-0		1-2-0		0-0-		AWAY		1-4-0		0-0-0		1-1-0								
5-8-0		0-0-0		0-0-0		NEUTRAL		0-1-0		1-1-0		4-6-0								
10-13-0		0-0-0		0-0-0		CONFERENCE		0-0-0		1-6-0		9-7-0								
4-5-0		0-0-0		0-0-0		HOME		0-0-0		0-3-0		4-2-0								
6-6-0		0-0-0		0-0-0		AWAY		0-0-0		1-2-0		5-4-0								
0-2-0		0-0-0		0-0-0		NEUTRAL		0-0-0		0-1-0		0-1-0								
RPI S	Opponent		Score		RPI S	Opponent		Score		RPI S	Opponent		Score		RPI S	Opponent		Score		
17 A	Miami (FL)		3	6						55 A	Clemson		2	5	113 A	Stony Brook		1	4	
17 A	Miami (FL)		2	11						55 A	Clemson		3	13	113 A	Stony Brook		3	11	
17 A	Miami (FL)		3	1						55 A	Clemson		2	10	113 A	Stony Brook		2	1	
										80 N	Evansville		7	9	113 N	Stony Brook		1	4	
										99 A	Fla. Atlantic		3	2	122 N	Iowa		12	13	
										99 A	Fla. Atlantic		6	15	125 H	Hartford		4	6	
															125 H	Hartford		1	2	
															125 H	Hartford		1	2	
															140 N	Bowling Green		14	5	
															152 A	Binghamton		2	8	
															152 A	Binghamton		1	7	
															152 A	Binghamton		3	0	
															152 N	Binghamton		3	6	
															158 N	Boston College		12	3	
															176 A	Stetson		6	3	
															178 N	Furman		2	4	
															190 N	Western Mich.		1	4	
															194 N	Northeastern		6	5	
															215 A	Holy Cross		5	10	
															218 A	UMass Lowell		5	4	
															218 A	UMass Lowell		3	2	
															218 A	UMass Lowell		2	1	
															227 N	Northwestern		8	4	
															230 N	Lehigh		4	11	
															239 N	Presbyterian		5	12	
															241 N	South Dakota St.		3	5	
															241 N	South Dakota St.		5	4	
Non-Div. I Games:				Thomas (ME)		10 2		Me.-Presque Isle		12 0		Me.-Farmington		10 1		Maine				

Maine

158	N	Boston College	12	3
274	H	Albany (NY)	7	0

RPI	S	Opponent	Score	
248	N	North Dakota St.	1	13
252	A	UMBC	6	7
252	A	UMBC	1	2
252	A	UMBC	4	1
252	H	UMBC	1	2
252	H	UMBC	8	4
252	H	UMBC	17	0
274	H	Albany (NY)	9	4
274	H	Albany (NY)	7	0
274	H	Albany (NY)	4	6
302	H	NYIT	1	0
302	H	NYIT	2	3
302	H	NYIT	11	4
302	H	NYIT	1	0

Maine

M  
a  
i  
n  
e

M  
a  
i  
n  
e

Quinnipiac

Through Games Of 6-25-14 (FINAL)

Average RPI Win:	233	WON-LOST RECORD	WINNING PCT. RANK	LAST 15 GAMES	STRENGTH OF SCHEDULE	OPP. STRENGTH OF SCHEDULE	TEAM RPI	ADJ RPI	CONF. RPI	ADJ CONF. RPI	
Average RPI Loss:	159										
DIV. I ONLY	18-31-0	.36735	242	3-12-0	238	255	238	.45425	238	29	29
DIV. I NON-CONF.	5-19-0	.20833	282	0-3-0	184	217	262	.43973	262	27	27
<hr/>											
TOTALS	RPI 1-25	RPI 26-50		W-L RECORDS		RPI 51-100		RPI 101-150		RPI 150+	
18-31-0	0-0-0	0-0-0		OVERALL		0-11-0		3-5-0		15-15-0	
5-8-0	0-0-0	0-0-0		HOME		0-3-0		0-3-0		5-2-0	
12-19-0	0-0-0	0-0-0		AWAY		0-7-0		3-2-0		9-10-0	
1-4-0	0-0-0	0-0-0		NEUTRAL		0-1-0		0-0-0		1-3-0	
5-19-0	0-0-0	0-0-0		NON-CONFERENCE		0-7-0		2-3-0		3-9-0	
0-3-0	0-0-0	0-0-0		HOME		0-0-0		0-3-0		0-0-0	
5-14-0	0-0-0	0-0-		AWAY		0-7-0		2-0-0		3-7-0	
0-2-0	0-0-0	0-0-0		NEUTRAL		0-0-0		0-0-0		0-2-0	
13-12-0	0-0-0	0-0-0		CONFERENCE		0-4-0		1-2-0		12-6-0	
5-5-0	0-0-0	0-0-0		HOME		0-3-0		0-0-0		5-2-0	
7-5-0	0-0-0	0-0-0		AWAY		0-0-0		1-2-0		6-3-0	
1-2-0	0-0-0	0-0-0		NEUTRAL		0-1-0		0-0-0		1-1-0	
RPI	S	Opponent	Score	RPI	S	Opponent	Score	RPI	S	Opponent	Score
						53 A Tennessee	4 9			120 H Sacred Heart	4 11
						53 A Tennessee	2 13			125 A Hartford	10 4
						53 A Tennessee	3 4			125 H Hartford	3 5
						68 H Canisius	5 7			132 H UConn	3 5
						68 H Canisius	2 4			135 A Central Conn. St.	6 4
						68 H Canisius	0 5			150 A Fairfield	2 6
						68 N Canisius	1 10			150 A Fairfield	7 3
						84 A Duke	5 16			150 A Fairfield	8 12
						98 A Radford	2 10			171 N Buffalo	1 10
						98 A Radford	3 11			175 A Dartmouth	11 5
						98 A Radford	5 7			179 A Richmond	5 6
										179 A Richmond	6 1
										179 A Richmond	4 5
										182 A Siena	10 3
										182 A Siena	1 4
										182 A Siena	2 5
										203 N Monmouth	4 0
										203 N Monmouth	2 5
										231 A Fordham	6 8
										255 A Norfolk St.	4 5
										257 N Villanova	3 9
										258 A Niagara	2 5
										258 A Niagara	6 4
										258 A Niagara	4 3
										266 A Navy	0 15
										266 A Navy	4 3
										266 A Navy	4 8
				LAST 15 GAMES							
						203 N Monmouth	2 5			150 A Fairfield	2 6
						203 N Monmouth	4 0			150 A Fairfield	7 3
						68 N Canisius	1 10			150 A Fairfield	8 12
						182 A Siena	1 4				
						182 A Siena	10 3				

Non-Div. I Games:

Quinnipiac

182	A	Siena	2	5
120	H	Sacred Heart	4	11

RPI	S	Opponent	Score	
266	A	Navy	2	3
276	H	Manhattan	4	0
276	H	Manhattan	5	4
276	H	Manhattan	0	9
284	A	Iona	6	0
284	A	Iona	2	1
284	A	Iona	3	0
285	H	Rider	2	3
288	H	Saint Peter's	9	3
288	H	Saint Peter's	5	2
288	H	Saint Peter's	9	2

Quinnipiac

Q  
u  
i  
n  
n  
i  
p  
i  
a  
c

Q  
u  
i  
n  
n  
i  
p  
i  
a  
c

Average RPI Win:	211	WON-LOST RECORD	WINNING PCT. RANK	LAST 15 GAMES		STRENGTH OF SCHEDULE	OPP. STRENGTH OF SCHEDULE	TEAM RPI	ADJ RPI	CONF. RPI	ADJ CONF. RPI				
DIV. I ONLY		19-34-1	.36111	245	7-8-0	197	183	239	.45297	239	16	16			
DIV. I NON-CONF.		10-16-1	.38889	218	3-3-0	182	188	206	.47325	205	19	19			
<hr/>															
TOTALS	RPI 1-25	RPI 26-50		W-L RECORDS		RPI 51-100		RPI 101-150		RPI 150+					
19-34-1	0-1-0	1-5-0		OVERALL		1-8-0		0-3-0		17-17-1					
12-9-1	0-0-0	0-3-0		HOME		0-0-0		0-0-0		12-6-1					
4-22-0	0-1-0	1-2-0		AWAY		1-8-0		0-3-0		2-8-0					
3-3-0	0-0-0	0-0-0		NEUTRAL		0-0-0		0-0-0		3-3-0					
10-16-1	0-1-0	1-2-0		NON-CONFERENCE		1-5-0		0-0-0		8-8-1					
4-2-1	0-0-0	0-0-0		HOME		0-0-0		0-0-0		4-2-1					
3-11-0	0-1-0	1-0-		AWAY		1-5-0		0-0-0		1-3-0					
3-3-0	0-0-0	0-0-0		NEUTRAL		0-0-0		0-0-0		3-3-0					
9-18-0	0-0-0	0-3-0		CONFERENCE		0-3-0		0-3-0		9-9-0					
8-7-0	0-0-0	0-3-0		HOME		0-0-0		0-0-0		8-4-0					
1-11-0	0-0-0	0-0-0		AWAY		0-3-0		0-3-0		1-5-0					
0-0-0	0-0-0	0-0-0		NEUTRAL		0-0-0		0-0-0		0-0-0					
RPI	S	Opponent	Score	RPI	S	Opponent	Score	RPI	S	Opponent	Score				
15	A	South Carolina	0 4	39	H	Liberty	0 5	54	A	Western Caro.	0 16	123	A	VMI	4 5
				39	H	Liberty	0 8	55	A	Clemson	2 4	123	A	VMI	5 6
				39	H	Liberty	0 8	58	A	Georgia	0 11	123	A	VMI	2 15
				50	A	UCF	0 10	63	A	Campbell	0 4	159	H	Pittsburgh	9 10
				50	A	UCF	6 3	63	A	Campbell	1 10	159	H	Pittsburgh	3 12
				50	A	UCF	2 11	63	A	Campbell	1 4	178	A	Furman	3 9
								73	A	Auburn	5 12	188	A	Wofford	7 8
								73	A	Auburn	10 6	188	H	Wofford	5 4
								73	A	Auburn	0 3	188	H	Wofford	11 10
												188	N	Wofford	6 10
												191	A	Coastal Caro.	3 4
												191	A	Coastal Caro.	0 4
												191	A	Coastal Caro.	3 9
												194	N	Northeastern	4 3
												194	N	Northeastern	11 12
												199	H	Winthrop	3 1
												199	H	Winthrop	4 6
												199	H	Winthrop	6 0
												209	H	Charleston So.	2 4
												209	H	Charleston So.	5 4
												209	H	Charleston So.	0 4
				LAST 15 GAMES								213	H	Gardner-Webb	2 1
				213	H	Gardner-Webb	4 1	188	H	Wofford	11 10	213	H	Gardner-Webb	4 1
				213	H	Gardner-Webb	2 1	209	H	Charleston So.	5 4	213	H	Gardner-Webb	0 10
				213	H	Gardner-Webb	0 10	209	H	Charleston So.	0 4	226	A	Longwood	1 4
				50	A	UCF	2 11					226	A	Longwood	6 5
				50	A	UCF	6 3					226	A	Longwood	7 10

**Non-Div. I Games:**

Presbyterian

50	A	UCF	0	10
286	A	N.C. Central	2	4

RPI	S	Opponent	Score	
231	N	Fordham	9	3
237	N	Maine	12	5
241	N	South Dakota St.	1	4
253	H	Savannah St.	9	5
253	H	Savannah St.	4	0
264	A	USC Upstate	5	1
271	H	UNC Asheville	7	0
271	H	UNC Asheville	6	5
271	H	UNC Asheville	9	6
286	A	N.C. Central	2	4
286	H	N.C. Central	8	8

Average RPI Win:	243	WON-LOST RECORD	WINNING PCT. RANK	LAST 15 GAMES	STRENGTH OF SCHEDULE	OPP. STRENGTH OF SCHEDULE	TEAM RPI	ADJ RPI	CONF. RPI	ADJ CONF. RPI	
Average RPI Loss:	160										
DIV. I ONLY	15-26-0	.36585	243	6-9-0	205	266	241	.45288	240	24	24
DIV. I NON-CONF.	10-13-0	.43478	193	3-2-0	248	275	221	.4662	220	28	28
<hr/>											
TOTALS	RPI 1-25	RPI 26-50		W-L RECORDS		RPI 51-100		RPI 101-150		RPI 150+	
15-26-0	0-0-0	0-0-0		OVERALL		0-3-0		2-14-0		13-9-0	
8-7-0	0-0-0	0-0-0		HOME		0-0-0		2-4-0		6-3-0	
7-17-0	0-0-0	0-0-0		AWAY		0-2-0		0-10-0		7-5-0	
0-2-0	0-0-0	0-0-0		NEUTRAL		0-1-0		0-0-0		0-1-0	
<hr/>											
10-13-0	0-0-0	0-0-0		NON-CONFERENCE		0-3-0		1-7-0		9-3-0	
5-2-0	0-0-0	0-0-0		HOME		0-0-0		1-1-0		4-1-0	
5-9-0	0-0-0	0-0-		AWAY		0-2-0		0-6-0		5-1-0	
0-2-0	0-0-0	0-0-0		NEUTRAL		0-1-0		0-0-0		0-1-0	
<hr/>											
5-13-0	0-0-0	0-0-0		CONFERENCE		0-0-0		1-7-0		4-6-0	
3-5-0	0-0-0	0-0-0		HOME		0-0-0		1-3-0		2-2-0	
2-8-0	0-0-0	0-0-0		AWAY		0-0-0		0-4-0		2-4-0	
0-0-0	0-0-0	0-0-0		NEUTRAL		0-0-0		0-0-0		0-0-0	
<hr/>											
RPI S	Opponent	Score	RPI S	Opponent	Score	RPI S	Opponent	Score	RPI S	Opponent	Score
						85 A	VCU	2 3	106 H	Bucknell	0 4
						89 A	Rutgers	1 7	106 H	Bucknell	1 4
						89 N	Rutgers	1 5	106 H	Bucknell	7 3
						106 H	Bucknell	4 5			
						123 A	VMI	1 3			
						123 A	VMI	3 10			
						123 A	VMI	0 3			
						137 A	Penn	0 3			
						137 A	Penn	3 8			
						137 A	Penn	5 11			
						137 H	Penn	7 11			
						137 H	Penn	4 3			
						148 A	Army	1 2			
						148 A	Army	3 5			
						148 A	Army	1 9			
						148 A	Army	2 4			
						171 N	Buffalo	1 2			
						203 H	Monmouth	2 9			
						215 A	Holy Cross	5 6			
						215 A	Holy Cross	3 2			
						230 A	Lehigh	2 1			
						230 A	Lehigh	1 5			
						230 A	Lehigh	2 7			
						230 A	Lehigh	2 4			
						256 A	Fairleigh Dickinson	6 2			
256 A	Fairleigh Dickinson	8 0									
256 A	Fairleigh Dickinson	11 4									
LAST 15 GAMES						203 H	Monmouth	2 9	230 A	Lehigh	2 7
286 H	N.C. Central	7 6	106 H	Bucknell	4 5	230 A	Lehigh	2 4			
286 H	N.C. Central	10 3	106 H	Bucknell	7 3	256 A	Fairleigh Dickinson	6 2			
286 H	N.C. Central	8 7				256 A	Fairleigh Dickinson	8 0			
230 A	Lehigh	2 1				256 A	Fairleigh Dickinson	11 4			
230 A	Lehigh	1 5									

Non-Div. I Games:

Lafayette



Lafayette

230	A	Lehigh	2	7
230	A	Lehigh	2	4

Through Games Of 6-25-14 (FINAL)

RPI	S	Opponent	Score	
257	H	Villanova	6	3
266	H	Navy	8	9
266	H	Navy	9	7
266	H	Navy	5	4
266	H	Navy	0	6
268	A	George Washington	3	2
268	A	George Washington	4	2
268	A	George Washington	0	1
286	H	N.C. Central	10	3
286	H	N.C. Central	7	6
286	H	N.C. Central	8	7

Lafayette

L  
a  
f  
a  
y  
e  
t  
t  
e

L  
a  
f  
a  
y  
e  
t  
t  
e

Average RPI Win:	245	WON-LOST	WINNING	LAST 15	STRENGTH OF	OPP. STRENGTH	TEAM	ADJ	CONF.	ADJ CONF.		
Average RPI Loss:	204	RECORD	PCT. RANK	GAMES	SCHEDULE	OF SCHEDULE	RPI	RPI	RPI	RPI		
DIV. I ONLY	25-29-0	.46296	168	7-8-0	285	289	242	.45285	241	26	26	
DIV. I NON-CONF.	13-16-0	.44828	185	0-0-0	275	290	232	.45984	231	24	25	
<hr/>												
TOTALS	RPI 1-25	RPI 26-50		W-L RECORDS		RPI 51-100		RPI 101-150		RPI 150+		
25-29-0	0-0-0	0-0-0		OVERALL		0-2-0		2-5-0		23-22-0		
8-7-0	0-0-0	0-0-0		HOME		0-0-0		1-0-0		7-7-0		
13-16-0	0-0-0	0-0-0		AWAY		0-2-0		1-5-0		12-9-0		
4-6-0	0-0-0	0-0-0		NEUTRAL		0-0-0		0-0-0		4-6-0		
<hr/>												
13-16-0	0-0-0	0-0-0		NON-CONFERENCE		0-2-0		2-5-0		11-9-0		
3-2-0	0-0-0	0-0-0		HOME		0-0-0		1-0-0		2-2-0		
7-10-0	0-0-0	0-0-		AWAY		0-2-0		1-5-0		6-3-0		
3-4-0	0-0-0	0-0-0		NEUTRAL		0-0-0		0-0-0		3-4-0		
<hr/>												
12-13-0	0-0-0	0-0-0		CONFERENCE		0-0-0		0-0-0		12-13-0		
5-5-0	0-0-0	0-0-0		HOME		0-0-0		0-0-0		5-5-0		
6-6-0	0-0-0	0-0-0		AWAY		0-0-0		0-0-0		6-6-0		
1-2-0	0-0-0	0-0-0		NEUTRAL		0-0-0		0-0-0		1-2-0		
<hr/>												
RPI	S	Opponent	Score	RPI	S	Opponent	Score	RPI	S	Opponent	Score	
								66	A	Creighton	1	3
								66	A	Creighton	4	5
								102	A	UTSA	7	6
								102	A	UTSA	5	8
								102	A	UTSA	1	5
								118	H	Minnesota	13	4
								122	A	Iowa	3	12
								122	A	Iowa	3	4
								122	A	Iowa	1	2
								177	A	Omaha	6	7
								177	A	Omaha	2	10
								177	H	Omaha	1	0
								177	H	Omaha	3	0
								177	H	Omaha	3	6
								177	H	Omaha	2	3
								223	H	Air Force	2	1
								223	H	Air Force	1	2
								223	H	Air Force	2	4
								232	N	Georgetown	4	7
								232	N	Georgetown	4	9
								234	A	Western Ill.	5	2
								234	A	Western Ill.	0	1
								234	H	Western Ill.	3	4
								LAST 15 GAMES				
234	H	Western Ill.	9	1								
234	H	Western Ill.	4	16								
234	H	Western Ill.	5	0								
234	N	Western Ill.	2	5								
237	N	Maine	4	5								
237	N	Maine	5	3								

Non-Div. I Games: Mt. Marty 16 3 Dakota St. 11 1 Baldwin Wallace 11 9 South Dakota St.

South Dakota St.

248 A North Dakota St.	5	1
248 A North Dakota St.	2	4

Through Games Of 6-25-14 (FINAL)

RPI	S	Opponent	Score	
239	N	Presbyterian	4	1
248	A	North Dakota St.	2	4
248	A	North Dakota St.	6	1
248	A	North Dakota St.	3	4
248	A	North Dakota St.	5	1
248	N	North Dakota St.	3	4
251	A	Jackson St.	1	2
251	A	Jackson St.	10	2
272	H	North Dakota	10	9
279	A	IPFW	3	0
279	A	IPFW	3	2
279	A	IPFW	11	1
279	A	IPFW	2	12
279	H	IPFW	2	1
279	H	IPFW	5	9
279	N	IPFW	6	3
282	N	Texas Southern	0	1
282	N	Texas Southern	11	1
289	A	Alabama A&M	2	1
289	A	Alabama A&M	11	4
289	A	Alabama A&M	4	6
289	A	Alabama A&M	12	5
292	A	Chicago St.	2	1
292	A	Chicago St.	1	2
292	A	Chicago St.	10	6

South Dakota St.

S  
o  
u  
t  
h  
D  
a  
k  
o  
t  
a  
S  
t  
.

S  
o  
u  
t  
h  
D  
a  
k  
o  
t  
a  
S  
t  
.

[illegible]

**Non-Div. I Games:**

Mt. St. Mary's

204	A	Wagner	4	3
204	A	Wagner	1	0

RPI	S	Opponent	Score	
256	H	Fairleigh Dickinson	1	3
295	H	UMES	3	5
295	H	UMES	4	8
302	H	NYIT	13	4
302	H	NYIT	18	7
302	H	NYIT	7	0
302	H	NYIT	11	8

Mt. St. Mary's

M  
t  
.  
S  
t  
.  
M  
a  
r  
y  
.  
s

M  
t  
.  
S  
t  
.  
M  
a  
r  
y  
.  
s

Average RPI Win:	169	WON-LOST	WINNING	LAST 15	STRENGTH OF	OPP. STRENGTH	TEAM	ADJ	CONF.	ADJ CONF.	
Average RPI Loss:	100	RECORD	PCT. RANK	GAMES	SCHEDULE	OF SCHEDULE	RPI	RPI	RPI	RPI	
DIV. I ONLY	15-35-0	.3	275	5-10-0	112	99	244	.45188	243	8	8
DIV. I NON-CONF.	10-10-0	.5	147	4-0-0	151	218	192	.48284	192	10	10
<hr/>											
TOTALS	RPI 1-25	RPI 26-50		W-L RECORDS		RPI 51-100		RPI 101-150		RPI 150+	
15-35-0	0-3-0	2-4-0		OVERALL		3-12-0		4-9-0		6-7-0	
10-19-0	0-0-0	1-2-0		HOME		2-7-0		3-6-0		4-4-0	
5-16-0	0-3-0	1-2-0		AWAY		1-5-0		1-3-0		2-3-0	
0-0-0	0-0-0	0-0-0		NEUTRAL		0-0-0		0-0-0		0-0-0	
10-10-0	0-0-0	1-2-0		NON-CONFERENCE		1-2-0		3-4-0		5-2-0	
7-7-0	0-0-0	0-0-0		HOME		1-2-0		2-4-0		4-1-0	
3-3-0	0-0-0	1-0-		AWAY		0-0-0		1-0-0		1-1-0	
0-0-0	0-0-0	0-0-0		NEUTRAL		0-0-0		0-0-0		0-0-0	
5-25-0	0-3-0	1-2-0		CONFERENCE		2-10-0		1-5-0		1-5-0	
3-12-0	0-0-0	1-2-0		HOME		1-5-0		1-2-0		0-3-0	
2-13-0	0-3-0	0-0-0		AWAY		1-5-0		0-3-0		1-2-0	
0-0-0	0-0-0	0-0-0		NEUTRAL		0-0-0		0-0-0		0-0-0	
RPI	S	Opponent	Score	RPI	S	Opponent	Score	RPI	S	Opponent	Score
14	A	Rice	2 11	31	A	Texas A&M	3 5	64	A	Southern Miss.	0 2
14	A	Rice	3 4	31	A	Texas A&M	5 6	64	A	Southern Miss.	0 1
14	A	Rice	0 3	31	A	Texas A&M	5 1	64	A	Southern Miss.	3 8
				43	H	Old Dominion	6 8	67	H	Southeastern La.	2 1
				43	H	Old Dominion	2 7	67	H	Southeastern La.	2 4
				43	H	Old Dominion	9 6	67	H	Southeastern La.	6 15
								78	H	UAB	1 8
								78	H	UAB	2 4
								78	H	UAB	4 7
								88	H	FIU	2 7
								88	H	FIU	0 3
								88	H	FIU	4 2
								99	A	Fla. Atlantic	3 2
								99	A	Fla. Atlantic	1 3
								99	A	Fla. Atlantic	2 3

Non-Div. I Games:

Louisiana Tech

168 H Charlotte	2	8
229 A Marshall	8	7

L  
o  
u  
i  
s  
i  
a  
n  
a  
T  
e  
c  
h

L  
o  
u  
i  
s  
i  
a  
n  
a  
T  
e  
c  
h

Bakersfield

Through Games Of 6-25-14 (FINAL)

Average RPI Win: 221		WON-LOST RECORD		WINNING PCT. RANK		LAST 15 GAMES		STRENGTH OF SCHEDULE		OPP. STRENGTH OF SCHEDULE		TEAM RPI		ADJ RPI		CONF. RPI		ADJ CONF. RPI			
DIV. I ONLY		26-33-0		.44068 193		8-7-0		256		195		245		.45173 244		27		27			
DIV. I NON-CONF.		9-19-0		.32143 251		1-2-0		216		33		264		.43856 264		29		29			
TOTALS		RPI 1-25		RPI 26-50		W-L RECORDS		RPI 51-100		RPI 101-150		RPI 150+									
26-33-0		0-4-0		0-0-0		OVERALL		0-8-0		7-9-0		19-12-0									
16-15-0		0-2-0		0-0-0		HOME		0-4-0		5-6-0		11-3-0									
8-16-0		0-2-0		0-0-0		AWAY		0-4-0		1-2-0		7-8-0									
2-2-0		0-0-0		0-0-0		NEUTRAL		0-0-0		1-1-0		1-1-0									
9-19-0		0-4-0		0-0-0		NON-CONFERENCE		0-8-0		4-4-0		5-3-0									
7-9-0		0-2-0		0-0-0		HOME		0-4-0		3-2-0		4-1-0									
2-10-0		0-2-0		0-0-		AWAY		0-4-0		1-2-0		1-2-0									
0-0-0		0-0-0		0-0-0		NEUTRAL		0-0-0		0-0-0		0-0-0									
17-14-0		0-0-0		0-0-0		CONFERENCE		0-0-0		3-5-0		14-9-0									
9-6-0		0-0-0		0-0-0		HOME		0-0-0		2-4-0		7-2-0									
6-6-0		0-0-0		0-0-0		AWAY		0-0-0		0-0-0		6-6-0									
2-2-0		0-0-0		0-0-0		NEUTRAL		0-0-0		1-1-0		1-1-0									
RPI	S	Opponent		Score		RPI	S	Opponent		Score		RPI	S	Opponent		Score					
16	A	Cal Poly		1	6							104	A	Kansas St.		5	2				
16	H	Cal Poly		1	9							104	A	Kansas St.		0	13				
23	A	UC Irvine		2	3							112	A	Fresno St.		4	8				
23	H	UC Irvine		4	7							112	H	Fresno St.		6	3				
												130	H	Sacramento St.		3	10				
												130	H	Sacramento St.		2	1				
												130	H	Sacramento St.		3	7				
												130	N	Sacramento St.		1	3				
												130	N	Sacramento St.		4	1				
												136	H	Towson		2	3				
												136	H	Towson		5	4				
												136	H	Towson		8	1				
												141	H	Grand Canyon		2	9				
												141	H	Grand Canyon		4	2				
												141	H	Grand Canyon		4	5				
												143	H	Gonzaga		3	4				
												164	A	Utah Valley		10	4				
												164	A	Utah Valley		2	4				
												164	A	Utah Valley		1	4				
												164	N	Utah Valley		2	5				
												181	A	CSUN		3	2				
												181	H	CSUN		3	1				
												181	H	CSUN		8	9				
												214	A	Tex.-Pan American		1	2				
												214	A	Tex.-Pan American		1	5				
												214	A	Tex.-Pan American		3	2				
												219	A	Seattle		10	0				
LAST 15 GAMES																					
130 N Sacramento St.						1	3	112 A Fresno St.						4	8	181 H CSUN					
164 N Utah Valley						2	5	262 H New Mexico St.						7	19	214 A Tex.-Pan American					
130 N Sacramento St.						4	1	262 H New Mexico St.						7	6	214 A Tex.-Pan American					
219 N Seattle						6	5							214 A Tex.-Pan American							
219 A Seattle						10	0							219 A Seattle							

Non-Div. I Games:

Bakersfield



219 A Seattle	5	8
219 A Seattle	2	4

RPI	S	Opponent	Score	
219	A	Seattle	2	4
219	A	Seattle	5	8
219	N	Seattle	6	5
262	H	New Mexico St.	13	1
262	H	New Mexico St.	7	19
262	H	New Mexico St.	7	6
270	A	Portland	0	1
270	A	Portland	1	5
272	H	North Dakota	3	6
272	H	North Dakota	11	10
272	H	North Dakota	4	1
281	H	Milwaukee	8	3
281	H	Milwaukee	8	4
281	H	Milwaukee	9	3
292	H	Chicago St.	6	4
292	H	Chicago St.	16	7
292	H	Chicago St.	11	0
297	A	Northern Colo.	7	3
297	A	Northern Colo.	19	7
297	A	Northern Colo.	4	3

S  
I  
U  
E

SIUE		Through Games Of 6-25-14 (FINAL)											
Average RPI Win:	202	WON-LOST RECORD	WINNING PCT. RANK	LAST 15 GAMES	STRENGTH OF SCHEDULE	OPP. STRENGTH OF SCHEDULE	TEAM RPI	ADJ RPI	CONF. RPI	ADJ CONF. RPI			
Average RPI Loss:	152												
DIV. I ONLY		20-32-0	.38462 237	6-8-0	223	220	240	.45071 245	21	21			
DIV. I NON-CONF.		4-16-0	.2 284	1-3-0	227	248	287	.41382 287	22	22			
-----													
TOTALS		RPI 1-25	RPI 26-50		W-L RECORDS		RPI 51-100		RPI 101-150		RPI 150+		
20-32-0	0-0-0		0-0-0		OVERALL		2-13-0		3-3-0		15-16-0		
11-11-0	0-0-0		0-0-0		HOME		2-3-0		3-3-0		6-5-0		
8-19-0	0-0-0		0-0-0		AWAY		0-9-0		0-0-0		8-10-0		
1-2-0	0-0-0		0-0-0		NEUTRAL		0-1-0		0-0-0		1-1-0		
4-16-0	0-0-0		0-0-0		NON-CONFERENCE		0-8-0		0-0-0		4-8-0		
1-3-0	0-0-0		0-0-0		HOME		0-2-0		0-0-0		1-1-0		
2-13-0	0-0-0		0-0-		AWAY		0-6-0		0-0-0		2-7-0		
1-0-0	0-0-0		0-0-0		NEUTRAL		0-0-0		0-0-0		1-0-0		
16-16-0	0-0-0		0-0-0		CONFERENCE		2-5-0		3-3-0		11-8-0		
10-8-0	0-0-0		0-0-0		HOME		2-1-0		3-3-0		5-4-0		
6-6-0	0-0-0		0-0-0		AWAY		0-3-0		0-0-0		6-3-0		
0-2-0	0-0-0		0-0-0		NEUTRAL		0-1-0		0-0-0		0-1-0		
-----													
RPI S	Opponent	Score	RPI S	Opponent	Score	RPI S	Opponent	Score	RPI S	Opponent	Score		
						72 A	Southeast Mo. St.	7 8	116 H	Tennessee Tech	5 8		
						72 A	Southeast Mo. St.	7 8	116 H	Tennessee Tech	6 10		
						72 A	Southeast Mo. St.	1 12	116 H	Tennessee Tech	3 1		
						79 A	Wichita St.	2 21	149 H	Eastern Ill.	4 5		
						79 A	Wichita St.	1 6	149 H	Eastern Ill.	6 4		
						79 A	Wichita St.	3 7	149 H	Eastern Ill.	8 7		
						80 A	Evansville	7 15	151 A	Saint Louis	4 9		
						86 A	Ga. Southern	2 8	151 H	Saint Louis	3 12		
						86 A	Ga. Southern	5 14	162 A	Bradley	1 5		
						87 H	Illinois St.	5 6	162 H	Bradley	6 5		
						87 H	Illinois St.	3 17	184 H	Morehead St.	11 4		
						92 H	Jacksonville St.	9 8	184 H	Morehead St.	7 8		
						92 H	Jacksonville St.	7 6	184 H	Morehead St.	9 8		
						92 H	Jacksonville St.	2 5	184 N	Morehead St.	6 11		
						92 N	Jacksonville St.	5 7	196 H	Belmont	5 8		
									196 H	Belmont	3 8		
									196 H	Belmont	3 2		
									212 A	Eastern Ky.	4 2		
									212 A	Eastern Ky.	3 8		
									212 A	Eastern Ky.	8 9		
									224 A	Murray St.	6 2		
									224 A	Murray St.	3 1		
									224 A	Murray St.	8 0		
						227 A	Northwestern	6 8	227 A	Northwestern	6 8		
						151 H	Saint Louis	3 12	227 A	Northwestern	8 2		
						290 A	UT Martin	13 8	227 A	Northwestern	1 4		
									236 H	Austin Peay	4 3		
-----													
Non-Div. I Games:	Maryville (MO)	6 7	Quincy	11 2	SIUE								

S  
I  
U  
E

227	A	Northwestern	1	4
227	A	Northwestern	8	2

RPI	S	Opponent	Score	
236	H	Austin Peay	1	0
236	H	Austin Peay	4	6
262	A	New Mexico St.	1	4
262	A	New Mexico St.	2	12
262	A	New Mexico St.	12	16
262	A	New Mexico St.	4	3
290	A	UT Martin	13	8
290	A	UT Martin	2	3
290	A	UT Martin	14	7
294	N	Ohio	7	3

Average RPI Win:	198	WON-LOST RECORD	WINNING PCT. RANK	LAST 15 GAMES		STRENGTH OF SCHEDULE	OPP. STRENGTH OF SCHEDULE	TEAM RPI	ADJ RPI	CONF. RPI	ADJ CONF. RPI
DIV. I ONLY		13-24-0	.35135 250	7-8-0		225	222	246	.45042 246	22	22
DIV. I NON-CONF.		7-10-0	.41176 210	1-3-0		82	205	106	.51553 106	15	15
<hr/>											
TOTALS	RPI 1-25		RPI 26-50	W-L RECORDS		RPI 51-100		RPI 101-150		RPI 150+	
13-24-0	0-3-0		0-2-0	OVERALL		1-1-0		1-5-0		11-13-0	
6-6-0	0-0-0		0-0-0	HOME		0-0-0		0-0-0		6-6-0	
5-18-0	0-3-0		0-2-0	AWAY		1-1-0		1-5-0		3-7-0	
2-0-0	0-0-0		0-0-0	NEUTRAL		0-0-0		0-0-0		2-0-0	
7-10-0	0-3-0		0-0-0	NON-CONFERENCE		1-1-0		1-3-0		5-3-0	
2-0-0	0-0-0		0-0-0	HOME		0-0-0		0-0-0		2-0-0	
3-10-0	0-3-0		0-0-	AWAY		1-1-0		1-3-0		1-3-0	
2-0-0	0-0-0		0-0-0	NEUTRAL		0-0-0		0-0-0		2-0-0	
6-14-0	0-0-0		0-2-0	CONFERENCE		0-0-0		0-2-0		6-10-0	
4-6-0	0-0-0		0-0-0	HOME		0-0-0		0-0-0		4-6-0	
2-8-0	0-0-0		0-2-0	AWAY		0-0-0		0-2-0		2-4-0	
0-0-0	0-0-0		0-0-0	NEUTRAL		0-0-0		0-0-0		0-0-0	
RPI S	Opponent	Score	RPI S	Opponent	Score	RPI S	Opponent	Score	RPI S	Opponent	Score
15 A	South Carolina	0 13	42 A	Columbia	0 4	70 A	William & Mary	16 15	121 A	George Mason	6 3
15 A	South Carolina	0 1	42 A	Columbia	0 4	70 A	William & Mary	4 16	121 A	George Mason	2 5
15 A	South Carolina	0 8							121 A	George Mason	1 2
									132 A	UConn	4 7
									137 A	Penn	2 3
									137 A	Penn	2 3
									175 H	Dartmouth	2 3
									175 H	Dartmouth	12 3
									175 H	Dartmouth	7 6
									175 H	Dartmouth	0 7
									182 H	Siena	4 3
									182 H	Siena	14 7
									211 H	Cornell	5 6
									211 H	Cornell	1 4
									215 A	Holy Cross	0 9
									218 A	UMass Lowell	3 5
									218 A	UMass Lowell	5 4
									218 N	UMass Lowell	9 3
									218 N	UMass Lowell	8 2
									222 H	Princeton	2 3
									222 H	Princeton	6 10
			LAST 15 GAMES						235 A	Yale	5 6
			218 A	UMass Lowell	5 4	175 H	Dartmouth	0 7	235 A	Yale	3 4
			218 A	UMass Lowell	3 5	175 H	Dartmouth	2 3	235 H	Yale	12 7
			273 A	Rhode Island	7 12	175 H	Dartmouth	12 3	235 H	Yale	7 0
			235 A	Yale	5 6				273 A	Rhode Island	7 12
			235 A	Yale	3 4				275 A	Harvard	8 10

**Non-Div. I Games:**

Brown

Brown

235	H	Yale	7	0
235	H	Yale	12	7

Through Games Of 6-25-14 (FINAL)

RPI	S	Opponent	Score	
275	A	Harvard	1	0
275	A	Harvard	3	13
275	A	Harvard	5	4

Brown

B  
r  
o  
w  
n

B  
r  
o  
w  
n

Average RPI Win:	205	WON-LOST RECORD	WINNING PCT. RANK	LAST 15 GAMES	STRENGTH OF SCHEDULE	OPP. STRENGTH OF SCHEDULE	TEAM RPI	ADJ RPI	CONF. RPI	ADJ CONF. RPI						
Average RPI Loss:	151															
DIV. I ONLY	14-34-1	.29592	276	3-11-1	156	231	248	.44556	247	25	25					
DIV. I NON-CONF.	4-18-0	.18182	289	0-1-0	170	210	284	.42053	284	25	24					
<hr/>																
TOTALS	RPI 1-25	RPI 26-50		W-L RECORDS	RPI 51-100		RPI 101-150		RPI 150+							
14-34-1	0-0-0	0-0-0		OVERALL	1-15-0		0-2-0		13-17-1							
6-12-1	0-0-0	0-0-0		HOME	0-3-0		0-2-0		6-7-1							
7-19-0	0-0-0	0-0-0		AWAY	1-11-0		0-0-0		6-8-0							
1-3-0	0-0-0	0-0-0		NEUTRAL	0-1-0		0-0-0		1-2-0							
<hr/>																
4-18-0	0-0-0	0-0-0		NON-CONFERENCE	0-9-0		0-2-0		4-7-0							
2-4-0	0-0-0	0-0-0		HOME	0-0-0		0-2-0		2-2-0							
2-12-0	0-0-0	0-0-		AWAY	0-9-0		0-0-0		2-3-0							
0-2-0	0-0-0	0-0-0		NEUTRAL	0-0-0		0-0-0		0-2-0							
<hr/>																
10-16-1	0-0-0	0-0-0		CONFERENCE	1-6-0		0-0-0		9-10-1							
4-8-1	0-0-0	0-0-0		HOME	0-3-0		0-0-0		4-5-1							
5-7-0	0-0-0	0-0-0		AWAY	1-2-0		0-0-0		4-5-0							
1-1-0	0-0-0	0-0-0		NEUTRAL	0-1-0		0-0-0		1-0-0							
<hr/>																
RPI	S	Opponent	Score	RPI	S	Opponent	Score	RPI	S	Opponent	Score					
				53	A	Tennessee	2	10	125	H	Hartford	1	8			
				53	A	Tennessee	0	14	132	H	UConn	1	17			
				54	A	Western Caro.	10	20	151	H	Saint Louis	9	9			
				54	A	Western Caro.	6	7	151	H	Saint Louis	4	3			
				54	A	Western Caro.	4	6	151	H	Saint Louis	4	5			
				63	A	Campbell	6	10	151	N	Saint Louis	4	1			
				63	A	Campbell	2	9	161	A	Delaware	13	14			
				63	A	Campbell	4	9	161	A	Delaware	18	6			
				84	A	Duke	1	6	172	N	Akron	7	8			
				85	A	VCU	6	3	172	N	Akron	1	7			
				85	A	VCU	1	11	179	A	Richmond	4	8			
				85	A	VCU	3	4	179	A	Richmond	6	3			
				94	H	Saint Joseph's	7	13	179	A	Richmond	4	3			
				94	H	Saint Joseph's	4	6	216	A	Dayton	0	5			
				94	H	Saint Joseph's	2	12	216	A	Dayton	8	5			
				94	N	Saint Joseph's	3	10	216	A	Dayton	7	9			
												225	H	Massachusetts	3	0
												225	H	Massachusetts	6	8
												225	H	Massachusetts	6	7
												230	H	Lehigh	6	5
								231	A	Fordham	2	6				
				LAST 15 GAMES				231	A	Fordham	0	13				
				151	H	Saint Louis	9	9	231	A	Fordham	10	9			
				151	H	Saint Louis	4	3	257	H	Villanova	3	6			
				151	H	Saint Louis	4	5	257	H	Villanova	11	9			
				285	H	Rider	5	6	264	A	USC Upstate	5	6			
				216	A	Dayton	7	9	264	A	USC Upstate	9	11			

Non-Div. I Games:

La Salle

216	A	Dayton	0	5
216	A	Dayton	8	5

RPI	S	Opponent	Score	
264	A	USC Upstate	12	5
268	H	George Washington	6	8
268	H	George Washington	1	3
268	H	George Washington	5	1
273	H	Rhode Island	3	2
285	H	Rider	5	6

La Salle

L  
a  
S  
a  
l  
l  
e

L  
a  
S  
a  
l  
l  
e

Average RPI Win: 231		WON-LOST RECORD		WINNING PCT. RANK		LAST 15 GAMES		STRENGTH OF SCHEDULE		OPP. STRENGTH OF SCHEDULE		TEAM RPI		ADJ RPI		CONF. RPI		ADJ CONF. RPI	
DIV. I ONLY		20-26-0		.43478 201		6-6-0		289		267		247		.44468 248		26		26	
DIV. I NON-CONF.		7-14-0		.33333 239		0-3-0		298		231		275		.42411 277		24		25	
TOTALS		RPI 1-25		RPI 26-50		W-L RECORDS		RPI 51-100		RPI 101-150		RPI 150+							
20-26-0		0-1-0		0-1-0		OVERALL		1-3-0		0-2-0		19-19-0							
5-6-0		0-0-0		0-0-0		HOME		0-0-0		0-0-0		5-6-0							
9-16-0		0-1-0		0-0-0		AWAY		0-3-0		0-1-0		9-11-0							
6-4-0		0-0-0		0-1-0		NEUTRAL		1-0-0		0-1-0		5-2-0							
7-14-0		0-1-0		0-1-0		NON-CONFERENCE		1-3-0		0-2-0		6-7-0							
0-1-0		0-0-0		0-0-0		HOME		0-0-0		0-0-0		0-1-0							
4-9-0		0-1-0		0-0-		AWAY		0-3-0		0-1-0		4-4-0							
3-4-0		0-0-0		0-1-0		NEUTRAL		1-0-0		0-1-0		2-2-0							
13-12-0		0-0-0		0-0-0		CONFERENCE		0-0-0		0-0-0		13-12-0							
5-5-0		0-0-0		0-0-0		HOME		0-0-0		0-0-0		5-5-0							
5-7-0		0-0-0		0-0-0		AWAY		0-0-0		0-0-0		5-7-0							
3-0-0		0-0-0		0-0-0		NEUTRAL		0-0-0		0-0-0		3-0-0							
RPI	S	Opponent		Score		RPI	S	Opponent		Score		RPI	S	Opponent		Score			
13	A	Oregon St.		1 2		35	N	UNLV		1 2		61	A	Southern California		3 4			
												61	A	Southern California		0 9			
												61	A	Southern California		3 5			
												80	N	Evansville		9 8			
														118 A Minnesota		3 5			
														148 N Army		9 19			
														177 A Omaha		2 7			
														177 A Omaha		8 6			
														177 A Omaha		9 7			
														177 A Omaha		5 4			
														177 H Omaha		0 2			
														177 H Omaha		0 10			
														207 N LIU Brooklyn		2 13			
														224 A Murray St.		3 2			
														224 A Murray St.		4 1			
														224 A Murray St.		0 9			
														234 A Western Ill.		3 4			
														234 A Western Ill.		8 9			
														234 H Western Ill.		8 2			
														234 H Western Ill.		6 3			
														234 H Western Ill.		4 2			
														234 H Western Ill.		5 6			
														234 N Western Ill.		6 1			
														234 N Western Ill.		9 0			
														237 N Maine		13 1			
														241 H South Dakota St.		4 3			
														241 H South Dakota St.		1 5			
														241 H South Dakota St.		4 2			
														241 H South Dakota St.		1 6			
														241 N South Dakota St.		4 3			
														272 A North Dakota		2 3			
Non-Div. I Games:		Winnipeg (CAN)		11 3		Winnipeg (CAN)		12 1		Winnipeg (CAN)		18 2		Dakota Wesleyan		11 1			
		Minot St.		5 0												North Dakota St.			



241 H South Dakota St.	4	3
241 H South Dakota St.	1	6

RPI	S	Opponent	Score	
272	H	North Dakota	3	4
275	N	Harvard	15	2
275	N	Harvard	1	2
279	A	IPFW	4	8
279	A	IPFW	12	0
279	A	IPFW	11	10
279	A	IPFW	2	3
279	A	IPFW	10	11
279	A	IPFW	2	8
297	A	Northern Colo.	6	8
297	A	Northern Colo.	7	3
297	A	Northern Colo.	8	4
297	A	Northern Colo.	1	3

North Dakota St.

N  
o  
r  
t  
h  
D  
a  
k  
o  
t  
a  
S  
t  
.

N  
o  
r  
t  
h  
D  
a  
k  
o  
t  
a  
S  
t  
.

B  
u  
t  
l  
e  
r

Butler				Through Games Of 6-25-14 (FINAL)															
Average RPI Win: 187		WON-LOST RECORD		WINNING PCT. RANK		LAST 15 GAMES		STRENGTH OF SCHEDULE		OPP. STRENGTH OF SCHEDULE		TEAM RPI		ADJ RPI		CONF. RPI		ADJ CONF. RPI	
DIV. I ONLY		16-30-0		.34783 252		5-9-0		194		201		249		.44434 249		18		17	
DIV. I NON-CONF.		9-18-0		.33333 239		0-2-0		264		207		278		.4236 278		21		21	
TOTALS		RPI 1-25		RPI 26-50		W-L RECORDS		RPI 51-100		RPI 101-150		RPI 150+							
16-30-0		0-1-0		0-3-0		OVERALL		4-8-0		2-4-0		10-14-0							
11-8-0		0-0-0		0-1-0		HOME		3-1-0		2-1-0		6-5-0							
2-17-0		0-1-0		0-2-0		AWAY		0-5-0		0-3-0		2-6-0							
3-5-0		0-0-0		0-0-0		NEUTRAL		1-2-0		0-0-0		2-3-0							
9-18-0		0-1-0		0-3-0		NON-CONFERENCE		2-3-0		0-0-0		7-11-0							
6-4-0		0-0-0		0-1-0		HOME		1-0-0		0-0-0		5-3-0							
0-10-0		0-1-0		0-0-		AWAY		0-2-0		0-0-0		0-5-0							
3-4-0		0-0-0		0-0-0		NEUTRAL		1-1-0		0-0-0		2-3-0							
7-12-0		0-0-0		0-0-0		CONFERENCE		2-5-0		2-4-0		3-3-0							
5-4-0		0-0-0		0-0-0		HOME		2-1-0		2-1-0		1-2-0							
2-7-0		0-0-0		0-0-0		AWAY		0-3-0		0-3-0		2-1-0							
0-1-0		0-0-0		0-0-0		NEUTRAL		0-1-0		0-0-0		0-0-0							
RPI S	Opponent		Score		RPI S	Opponent		Score		RPI S	Opponent		Score		RPI S	Opponent		Score	
18 A	Louisville		1	15	32 H	Indiana St.		1	2	60 H	Ball St.		6	5	105 H	Seton Hall		3	7
					47 A	Mercer		2	3	66 A	Creighton		1	8	105 H	Seton Hall		7	6
					47 A	Mercer		0	5	66 A	Creighton		2	4	105 H	Seton Hall		6	1
										66 A	Creighton		1	2	107 A	St. John's (NY)		1	3
										71 A	Samford		2	6	107 A	St. John's (NY)		1	6
										71 A	Samford		9	10	107 A	St. John's (NY)		7	9
										87 N	Illinois St.		1	9	159 N	Pittsburgh		7	15
										87 N	Illinois St.		7	6	188 A	Wofford		2	6
										91 H	Xavier		2	16	190 H	Western Mich.		1	11
										91 H	Xavier		2	1	190 H	Western Mich.		3	9
										91 H	Xavier		8	0	190 H	Western Mich.		3	2
										91 N	Xavier		3	9	206 A	Purdue		4	5
															206 H	Purdue		1	6
															206 N	Purdue		2	3
															210 H	Valparaiso		5	3
															232 H	Georgetown		7	6
															232 H	Georgetown		3	8
															232 H	Georgetown		2	5
															234 N	Western Ill.		2	0
															234 N	Western Ill.		10	5
															234 N	Western Ill.		2	11
						LAST 15 GAMES									257 A	Villanova		4	2
						257 A Villanova		2	3	66 A	Creighton		1	2	257 A	Villanova		2	3
						257 A Villanova		4	2	66 A	Creighton		2	4	257 A	Villanova		11	8
						257 A Villanova		11	8	66 A	Creighton		1	8	263 A	Northern Ky.		6	12
						232 H Georgetown		7	6						264 A	USC Upstate		6	7
						232 H Georgetown		3	8						279 A	IPFW		8	10
Non-Div. I Games:		Marian (IN)		4	3	Rockhurst		8	3	Kalamazoo		8	2	Wabash		6	2	Butler	

B  
u  
t  
l  
e  
r

232	H	Georgetown	2	5
263	A	Northern Ky.	6	12

RPI	S	Opponent	Score	
279	H	IPFW	6	4
279	H	IPFW	10	9
279	H	IPFW	9	3

Butler

B  
u  
t  
l  
e  
r

B  
u  
t  
l  
e  
r

Average RPI Win:	263	WON-LOST	WINNING	LAST 15	STRENGTH OF	OPP. STRENGTH	TEAM	ADJ	CONF.	ADJ CONF.		
Average RPI Loss:	241	RECORD	PCT. RANK	GAMES	SCHEDULE	OF SCHEDULE	RPI	RPI	RPI	RPI		
DIV. I ONLY		30-17-0	.6383	47	11-4-0	301	292	250	.44412	250	30	30
DIV. I NON-CONF.		13-8-0	.61905	64	3-1-0	299	277	251	.4465	250	31	30
<hr/>												
TOTALS	RPI 1-25	RPI 26-50		W-L RECORDS		RPI 51-100		RPI 101-150		RPI 150+		
30-17-0	0-0-0	0-0-0		OVERALL		0-0-0		2-3-0		28-14-0		
19-9-0	0-0-0	0-0-0		HOME		0-0-0		2-2-0		17-7-0		
11-6-0	0-0-0	0-0-0		AWAY		0-0-0		0-1-0		11-5-0		
0-2-0	0-0-0	0-0-0		NEUTRAL		0-0-0		0-0-0		0-2-0		
<hr/>												
13-8-0	0-0-0	0-0-0		NON-CONFERENCE		0-0-0		2-3-0		11-5-0		
12-4-0	0-0-0	0-0-0		HOME		0-0-0		2-2-0		10-2-0		
1-4-0	0-0-0	0-0-		AWAY		0-0-0		0-1-0		1-3-0		
0-0-0	0-0-0	0-0-0		NEUTRAL		0-0-0		0-0-0		0-0-0		
<hr/>												
17-9-0	0-0-0	0-0-0		CONFERENCE		0-0-0		0-0-0		17-9-0		
7-5-0	0-0-0	0-0-0		HOME		0-0-0		0-0-0		7-5-0		
10-2-0	0-0-0	0-0-0		AWAY		0-0-0		0-0-0		10-2-0		
0-2-0	0-0-0	0-0-0		NEUTRAL		0-0-0		0-0-0		0-2-0		
<hr/>												
RPI	S	Opponent	Score	RPI	S	Opponent	Score	RPI	S	Opponent	Score	
								106	H	Bucknell	1	0
								136	A	Towson	1	4
								136	H	Towson	4	3
								137	H	Penn	9	17
								137	H	Penn	1	4
								161	A	Delaware	8	9
								172	H	Akron	13	1
								172	H	Akron	4	0
								172	H	Akron	10	11
								252	A	UMBC	5	17
								252	H	UMBC	16	9
								253	N	Savannah St.	4	8
								255	A	Norfolk St.	18	8
								255	A	Norfolk St.	12	1
								255	A	Norfolk St.	1	2
								255	A	Norfolk St.	19	10
								255	A	Norfolk St.	14	10
								255	A	Norfolk St.	5	7
								255	H	Norfolk St.	8	5
								255	H	Norfolk St.	4	2
255	H	Norfolk St.	16	8								
LAST 15 GAMES								266	A	Navy	1	12
298 N Coppin St.				1	6	298 H Coppin St.	8	7	266 H Navy	13	8	
253 N Savannah St.				4	8	298 H Coppin St.	6	0	268 A George Washington	7	5	
302 H NYIT				8	7	161 A Delaware	8	9	284 H Iona	5	6	
302 H NYIT				10	7				284 H Iona	8	7	
295 A UMES				8	3				288 H Saint Peter's	13	7	

**Non-Div. I Games:**

Delaware St.

Delaware St.

295 A UMES	5	3
298 H Coppin St.	4	8

Through Games Of 6-25-14 (FINAL)

RPI	S	Opponent	Score	
288	H	Saint Peter's	8	6
288	H	Saint Peter's	6	3
295	A	UMES	15	8
295	A	UMES	8	3
295	A	UMES	5	3
295	H	UMES	16	6
295	H	UMES	1	5
295	H	UMES	2	3
298	A	Coppin St.	15	7
298	A	Coppin St.	15	5
298	A	Coppin St.	10	1
298	H	Coppin St.	6	0
298	H	Coppin St.	8	7
298	H	Coppin St.	4	8
298	H	Coppin St.	16	1
298	H	Coppin St.	6	8
298	H	Coppin St.	6	7
298	N	Coppin St.	1	6
302	H	NYIT	8	7
302	H	NYIT	10	7

Delaware St.

D  
e  
l  
a  
w  
a  
r  
e  
s  
t  
.

D  
e  
l  
a  
w  
a  
r  
e  
s  
t  
.

Average RPI Win:		234	WON-LOST		WINNING		LAST 15		STRENGTH OF		OPP. STRENGTH		TEAM		ADJ		CONF.		ADJ CONF.	
Average RPI Loss:		201	RECORD		PCT. RANK		GAMES		SCHEDULE		OF SCHEDULE		RPI		RPI		RPI		RPI	
DIV. I ONLY			27-25-0		.51923 128		8-7-0		297		288		250		.44192 251		31		31	
DIV. I NON-CONF.			11-9-0		.55 107		2-2-0		75		192		75		.52562 76		30		31	
TOTALS		RPI 1-25		RPI 26-50		W-L RECORDS		RPI 51-100		RPI 101-150		RPI 150+								
27-25-0		1-2-0		0-1-0		OVERALL		1-1-0		1-3-0		24-18-0								
16-10-0		0-0-0		0-0-0		HOME		1-0-0		0-2-0		15-8-0								
7-14-0		1-2-0		0-0-0		AWAY		0-1-0		1-1-0		5-10-0								
4-1-0		0-0-0		0-1-0		NEUTRAL		0-0-0		0-0-0		4-0-0								
11-9-0		1-2-0		0-1-0		NON-CONFERENCE		1-1-0		1-3-0		8-2-0								
7-3-0		0-0-0		0-0-0		HOME		1-0-0		0-2-0		6-1-0								
4-5-0		1-2-0		0-0-		AWAY		0-1-0		1-1-0		2-1-0								
0-1-0		0-0-0		0-1-0		NEUTRAL		0-0-0		0-0-0		0-0-0								
16-16-0		0-0-0		0-0-0		CONFERENCE		0-0-0		0-0-0		16-16-0								
9-7-0		0-0-0		0-0-0		HOME		0-0-0		0-0-0		9-7-0								
3-9-0		0-0-0		0-0-0		AWAY		0-0-0		0-0-0		3-9-0								
4-0-0		0-0-0		0-0-0		NEUTRAL		0-0-0		0-0-0		4-0-0								
RPI	S	Opponent		Score		RPI	S	Opponent		Score		RPI	S	Opponent		Score				
6	A	La.-Lafayette		1	0	28	N	Mississippi St.		1	3	67	A	Southeastern La.		2	3			
6	A	La.-Lafayette		1	11							67	H	Southeastern La.		12	6			
24	A	Alabama		1	8							133	A	Nicholls St.		9	8			
												133	A	Nicholls St.		2	3			
												133	H	Nicholls St.		4	6			
												133	H	Nicholls St.		2	18			
												153	H	South Ala.		5	4			
												156	A	La.-Monroe		9	6			
												156	H	La.-Monroe		5	2			
												167	A	Alabama St.		6	11			
												167	A	Alabama St.		5	4			
												167	A	Alabama St.		2	11			
												167	H	Alabama St.		1	6			
												167	H	Alabama St.		6	8			
												167	H	Alabama St.		7	9			
												167	N	Alabama St.		9	8			
												217	A	Florida A&M		6	7			
												217	A	Florida A&M		8	6			
												241	H	South Dakota St.		2	1			
												241	H	South Dakota St.		2	10			
												253	H	Savannah St.		6	2			
												253	H	Savannah St.		8	4			
												253	H	Savannah St.		4	3			
												280	N	Ark.-Pine Bluff		7	1			
												282	H	Texas Southern		4	2			
												282	H	Texas Southern		3	2			
												289	A	Alabama A&M		1	2			
												289	A	Alabama A&M		4	7			
												289	A	Alabama A&M		9	13			
Non-Div. I Games:		Tougaloo		2	1	Rust		25	1	LeMoyne-Owen		21	1	LeMoyne-Owen		7	3			
		Rust		9	0												Jackson St.			

289 N Alabama A&M	12	3
280 N Ark.-Pine Bluff	7	1

RPI	S	Opponent	Score
289	H	Alabama A&M	1 8
289	H	Alabama A&M	12 7
289	H	Alabama A&M	2 1
289	N	Alabama A&M	12 3
291	A	Alcorn	12 9
291	A	Alcorn	6 7
291	A	Alcorn	3 4
291	H	Alcorn	9 3
291	H	Alcorn	1 2
291	H	Alcorn	2 10
296	N	Prairie View	8 4
299	H	Grambling	6 8
300	A	Mississippi Val.	5 6
300	A	Mississippi Val.	3 5
300	A	Mississippi Val.	15 3
300	H	Mississippi Val.	3 2
300	H	Mississippi Val.	12 4
300	H	Mississippi Val.	17 3
301	H	Southern U.	6 2

Jackson St.

J  
a  
c  
k  
s  
o  
n  
S  
t  
.

J  
a  
c  
k  
s  
o  
n  
S  
t  
.

U  
M  
B  
C

UMBC					Through Games Of 6-25-14 (FINAL)										
Average RPI Win: 252 Average RPI Loss: 156		WON-LOST RECORD	WINNING PCT. RANK	LAST 15 GAMES	STRENGTH OF SCHEDULE	OPP. STRENGTH OF SCHEDULE	TEAM RPI	ADJ RPI	CONF. RPI	ADJ CONF. RPI					
DIV. I ONLY		17-29-0	.36957 241	4-11-0	254	261	252	.44171 252	23	23					
DIV. I NON-CONF.		10-12-0	.45455 179	3-0-0	206	256	177	.48816 177	23	23					
TOTALS		RPI 1-25	RPI 26-50		W-L RECORDS		RPI 51-100		RPI 101-150		RPI 150+				
17-29-0	0-1-0	0-0-0		OVERALL		0-6-0		1-8-0		16-14-0					
7-10-0	0-0-0	0-0-0		HOME		0-0-0		0-3-0		7-7-0					
9-17-0	0-0-0	0-0-0		AWAY		0-6-0		1-4-0		8-7-0					
1-2-0	0-1-0	0-0-0		NEUTRAL		0-0-0		0-1-0		1-0-0					
10-12-0	0-1-0	0-0-0		NON-CONFERENCE		0-6-0		1-2-0		9-3-0					
4-1-0	0-0-0	0-0-0		HOME		0-0-0		0-0-0		4-1-0					
5-9-0	0-0-0	0-0-		AWAY		0-6-0		1-1-0		4-2-0					
1-2-0	0-1-0	0-0-0		NEUTRAL		0-0-0		0-1-0		1-0-0					
7-17-0	0-0-0	0-0-0		CONFERENCE		0-0-0		0-6-0		7-11-0					
3-9-0	0-0-0	0-0-0		HOME		0-0-0		0-3-0		3-6-0					
4-8-0	0-0-0	0-0-0		AWAY		0-0-0		0-3-0		4-5-0					
0-0-0	0-0-0	0-0-0		NEUTRAL		0-0-0		0-0-0		0-0-0					
RPI S	Opponent	Score		RPI S	Opponent	Score		RPI S	Opponent	Score					
21 N	Maryland	0 6				70 A	William & Mary 1 2	113 H	Stony Brook	3 10					
						70 A	William & Mary 6 15	113 H	Stony Brook	3 5					
						70 A	William & Mary 2 7	113 H	Stony Brook	3 11					
						74 A	East Carolina 0 6	125 A	Hartford	3 9					
						74 A	East Carolina 3 13	125 A	Hartford	0 4					
						74 A	East Carolina 1 2	125 A	Hartford	3 4					
								136 A	Towson	13 8					
								144 A	Elon	7 8					
								144 N	Elon	1 3					
								152 A	Binghamton	3 16					
								152 A	Binghamton	3 7					
								152 A	Binghamton	4 8					
								191 A	Coastal Caro.	5 7					
								208 N	UNC Greensboro	2 0					
								218 H	UMass Lowell	1 15					
								218 H	UMass Lowell	8 12					
								218 H	UMass Lowell	1 5					
								232 A	Georgetown	4 3					
								232 H	Georgetown	8 5					
								237 A	Maine	0 17					
								237 A	Maine	2 1					
								237 A	Maine	4 8					
								237 H	Maine	1 4					
								237 H	Maine	2 1					
								237 H	Maine	7 6					
								250 A	Delaware St.	9 16					
								250 H	Delaware St.	17 5					
LAST 15 GAMES															
				237 A	Maine	2	1	232 A	Georgetown	4	3	237 H	Maine	1	4
				237 A	Maine	0	17	136 A	Towson	13	8	237 H	Maine	2	1
				237 A	Maine	4	8	125 A	Hartford	3	4	237 H	Maine	7	6
				232 H	Georgetown	8	5					250 A	Delaware St.	9	16
				113 H	Stony Brook	3	10					250 H	Delaware St.	17	5

U  
M  
B  
C

Non-Div. I Games:

UMBC



113 H Stony Brook	3	5
113 H Stony Brook	3	11

RPI	S	Opponent	Score	
266	A	Navy	8	3
266	H	Navy	7	9
268	A	George Washington	8	2
274	A	Albany (NY)	9	5
274	A	Albany (NY)	10	6
274	A	Albany (NY)	4	2
274	H	Albany (NY)	3	2
274	H	Albany (NY)	7	9
274	H	Albany (NY)	4	6
295	H	UMES	5	2
298	A	Coppin St.	3	0
298	H	Coppin St.	6	5

[illegible]

**Non-Div. I Games:**

Savannah St.

Savannah St.

58	A	Georgia	2	4
197	H	Bethune-Cookman	8	6

Through Games Of 6-25-14 (FINAL)

RPI	S	Opponent	Score	
251	A	Jackson St.	4	8
251	A	Jackson St.	3	4
255	A	Norfolk St.	0	2
255	A	Norfolk St.	4	14
255	A	Norfolk St.	4	1
255	A	Norfolk St.	5	3
255	N	Norfolk St.	0	5
277	A	N.C. A&T	13	11
277	A	N.C. A&T	2	1
277	A	N.C. A&T	17	7
277	H	N.C. A&T	3	4
277	H	N.C. A&T	10	0
277	H	N.C. A&T	1	15
286	A	N.C. Central	4	5
286	A	N.C. Central	8	9
286	A	N.C. Central	5	4
286	H	N.C. Central	6	4
286	H	N.C. Central	5	3
286	H	N.C. Central	6	3
292	H	Chicago St.	7	4
292	H	Chicago St.	7	5
292	H	Chicago St.	5	14

Savannah St.

Savannah St.

Savannah St.

Average RPI Win:	243	WON-LOST	WINNING	LAST 15	STRENGTH OF	OPP. STRENGTH	TEAM	ADJ	CONF.	ADJ CONF.				
Average RPI Loss:	179	RECORD	PCT. RANK	GAMES	SCHEDULE	OF SCHEDULE	RPI	RPI	RPI	RPI				
DIV. I ONLY	24-27-0	.47059	162	7-8-0	295	241	254	.44128	254	28	28			
DIV. I NON-CONF.	7-12-0	.36842	227	2-2-0	283	101	265	.43785	265	26	26			
<hr/>														
TOTALS	RPI 1-25	RPI 26-50		W-L RECORDS		RPI 51-100		RPI 101-150		RPI 150+				
24-27-0	0-3-0	0-0-0		OVERALL		0-0-0		0-8-0		24-16-0				
13-10-0	0-0-0	0-0-0		HOME		0-0-0		0-3-0		13-7-0				
8-14-0	0-3-0	0-0-0		AWAY		0-0-0		0-4-0		8-7-0				
3-3-0	0-0-0	0-0-0		NEUTRAL		0-0-0		0-1-0		3-2-0				
<hr/>														
7-12-0	0-3-0	0-0-0		NON-CONFERENCE		0-0-0		0-2-0		7-7-0				
2-3-0	0-0-0	0-0-0		HOME		0-0-0		0-0-0		2-3-0				
2-8-0	0-3-0	0-0-		AWAY		0-0-0		0-1-0		2-4-0				
3-1-0	0-0-0	0-0-0		NEUTRAL		0-0-0		0-1-0		3-0-0				
<hr/>														
17-15-0	0-0-0	0-0-0		CONFERENCE		0-0-0		0-6-0		17-9-0				
11-7-0	0-0-0	0-0-0		HOME		0-0-0		0-3-0		11-4-0				
6-6-0	0-0-0	0-0-0		AWAY		0-0-0		0-3-0		6-3-0				
0-2-0	0-0-0	0-0-0		NEUTRAL		0-0-0		0-0-0		0-2-0				
<hr/>														
RPI	S	Opponent	Score	RPI	S	Opponent	Score	RPI	S	Opponent	Score			
2	A	Vanderbilt	1 14					108	A	Michigan	1 2			
2	A	Vanderbilt	1 12					124	A	Wright St.	10 18			
2	A	Vanderbilt	0 2					124	A	Wright St.	6 8			
								124	A	Wright St.	7 8			
								124	H	Wright St.	5 11			
								124	H	Wright St.	1 4			
								124	H	Wright St.	7 9			
								139	N	Missouri	0 4			
								156	A	UALR	5 9			
								160	A	Lamar	7 8			
								160	A	Lamar	6 3			
								162	A	Bradley	9 5			
								206	A	Purdue	3 5			
								206	H	Purdue	18 5			
								210	A	Valparaiso	6 3			
								210	A	Valparaiso	10 1			
								210	A	Valparaiso	5 1			
								210	H	Valparaiso	3 4			
								210	H	Valparaiso	5 4			
								210	H	Valparaiso	6 3			
							210	N	Valparaiso	0 1				
							220	H	Northern Ill.	10 9				
							220	H	Northern Ill.	7 8				
							227	H	Northwestern	4 8				
							259	A	Oakland	3 15				
							259	A	Oakland	16 6				
							259	A	Oakland	11 1				
<hr/>														
LAST 15 GAMES														
210 N Valparaiso				0 1	261 A Youngstown St.				1 2					
281 N Milwaukee				4 12	261 A Youngstown St.				8 9					
259 H Oakland				0 3	227 H Northwestern				4 8					
259 H Oakland				8 7										
259 H Oakland				2 7										

Non-Div. I Games:

Ill.-Chicago

108	A	Michigan	1	2
261	A	Youngstown St.	8	2

RPI	S	Opponent	Score	
259	H	Oakland	2	7
259	H	Oakland	8	7
259	H	Oakland	0	3
261	A	Youngstown St.	8	2
261	A	Youngstown St.	1	2
261	A	Youngstown St.	8	9
261	H	Youngstown St.	12	6
261	H	Youngstown St.	12	2
261	H	Youngstown St.	6	5
267	N	Marist	11	3
267	N	Marist	10	7
279	N	IPFW	14	6
281	H	Milwaukee	15	7
281	H	Milwaukee	4	1
281	H	Milwaukee	8	2
281	H	Milwaukee	8	10
281	H	Milwaukee	10	4
281	H	Milwaukee	5	3
281	N	Milwaukee	4	12
292	A	Chicago St.	12	14
292	H	Chicago St.	7	8

I  
l  
l  
.  
-  
C  
h  
i  
c  
a  
g  
o

I  
l  
l  
.  
-  
C  
h  
i  
c  
a  
g  
o

Average RPI Win: 269		WON-LOST	WINNING	LAST 15	STRENGTH OF		OPP. STRENGTH	TEAM	ADJ		CONF.	ADJ CONF.			
Average RPI Loss: 196		RECORD	PCT. RANK	GAMES	SCHEDULE		OF SCHEDULE	RPI	RPI		RPI	RPI			
DIV. I ONLY		22-26-0	.45833	173	8-6-0		266	300	255	.44121	255	30	30		
DIV. I NON-CONF.		2-12-0	.14286	294	0-0-0		77	243	281	.422	281	31	30		
TOTALS		RPI 1-25	RPI 26-50		W-L RECORDS		RPI 51-100		RPI 101-150		RPI 150+				
22-26-0		0-0-0	0-0-0		OVERALL		1-7-0		0-0-0		21-19-0				
9-13-0		0-0-0	0-0-0		HOME		0-4-0		0-0-0		9-9-0				
8-9-0		0-0-0	0-0-0		AWAY		1-2-0		0-0-0		7-7-0				
5-4-0		0-0-0	0-0-0		NEUTRAL		0-1-0		0-0-0		5-3-0				
2-12-0		0-0-0	0-0-0		NON-CONFERENCE		1-7-0		0-0-0		1-5-0				
1-6-0		0-0-0	0-0-0		HOME		0-4-0		0-0-0		1-2-0				
1-4-0		0-0-0	0-0-		AWAY		1-2-0		0-0-0		0-2-0				
0-2-0		0-0-0	0-0-0		NEUTRAL		0-1-0		0-0-0		0-1-0				
20-14-0		0-0-0	0-0-0		CONFERENCE		0-0-0		0-0-0		20-14-0				
8-7-0		0-0-0	0-0-0		HOME		0-0-0		0-0-0		8-7-0				
7-5-0		0-0-0	0-0-0		AWAY		0-0-0		0-0-0		7-5-0				
5-2-0		0-0-0	0-0-0		NEUTRAL		0-0-0		0-0-0		5-2-0				
RPI	S	Opponent	Score	RPI	S	Opponent	Score	RPI	S	Opponent	Score	RPI	S	Opponent	Score
						68 H Canisius	1 12			171 H Buffalo	1 7				
						68 H Canisius	1 9			178 A Furman	2 5				
						68 H Canisius	5 7			197 N Bethune-Cookman	2 4				
						68 H Canisius	5 17			197 N Bethune-Cookman	2 10				
						70 A William & Mary	3 2			200 N Toledo	3 11				
						84 A Duke	1 11			217 N Florida A&M	6 3				
						85 A VCU	1 13			226 A Longwood	4 6				
						91 N Xavier	5 6			238 H Quinnipiac	5 4				
										250 A Delaware St.	8 16				
										250 A Delaware St.	5 8				
										250 A Delaware St.	2 4				
										250 H Delaware St.	8 18				
										250 H Delaware St.	1 12				
										250 H Delaware St.	2 1				
										250 H Delaware St.	10 14				
										250 H Delaware St.	10 19				
										250 H Delaware St.	7 5				
										253 H Savannah St.	14 4				
										253 H Savannah St.	2 0				
										253 H Savannah St.	3 5				
										253 H Savannah St.	1 4				
										253 N Savannah St.	5 0				
										257 H Villanova	10 13				
										286 N N.C. Central	10 1				
										286 N N.C. Central	6 1				
										295 A UMES	12 2				
										295 A UMES	7 1				
										295 A UMES	8 16				
										295 A UMES	7 1				

Non-Div. I Games: Apprentice 4 3

Norfolk St.

286 N N.C. Central	6	1
295 A UMES	15	1

RPI	S	Opponent	Score	
295	A	UMES	15	1
295	A	UMES	4	2
295	A	UMES	13	3
295	A	UMES	5	6
295	H	UMES	3	9
295	H	UMES	3	1
295	H	UMES	7	6
298	A	Coppin St.	0	3
298	A	Coppin St.	10	3
298	A	Coppin St.	7	5
298	H	Coppin St.	12	1
298	H	Coppin St.	1	0
298	N	Coppin St.	7	2

Norfolk St.

N  
o  
r  
f  
o  
l  
k  
S  
t  
.

N  
o  
r  
f  
o  
l  
k  
S  
t  
.

Average RPI Win:	226	WON-LOST	WINNING	LAST 15		STRENGTH OF	OPP. STRENGTH	TEAM	ADJ	CONF.	ADJ CONF.		
Average RPI Loss:	164	RECORD	PCT. RANK	GAMES		SCHEDULE	OF SCHEDULE	RPI	RPI	RPI	RPI		
DIV. I ONLY		15-32-0	.31915	270	4-11-0	152	293	256	.44116	256	19	19	
DIV. I NON-CONF.		9-14-0	.3913	216	1-2-0	143	302	244	.45462	243	20	20	
<hr/>													
TOTALS	RPI 1-25	RPI 26-50		W-L RECORDS		RPI 51-100		RPI 101-150		RPI 150+			
15-32-0	0-0-0	0-4-0		OVERALL		0-0-0		2-12-0		13-16-0			
7-15-0	0-0-0	0-4-0		HOME		0-0-0		2-7-0		5-4-0			
7-16-0	0-0-0	0-0-0		AWAY		0-0-0		0-5-0		7-11-0			
1-1-0	0-0-0	0-0-0		NEUTRAL		0-0-0		0-0-0		1-1-0			
<hr/>													
9-14-0	0-0-0	0-0-0		NON-CONFERENCE		0-0-0		0-6-0		9-8-0			
5-5-0	0-0-0	0-0-0		HOME		0-0-0		0-1-0		5-4-0			
3-8-0	0-0-0	0-0-		AWAY		0-0-0		0-5-0		3-3-0			
1-1-0	0-0-0	0-0-0		NEUTRAL		0-0-0		0-0-0		1-1-0			
<hr/>													
6-18-0	0-0-0	0-4-0		CONFERENCE		0-0-0		2-6-0		4-8-0			
2-10-0	0-0-0	0-4-0		HOME		0-0-0		2-6-0		0-0-0			
4-8-0	0-0-0	0-0-0		AWAY		0-0-0		0-0-0		4-8-0			
0-0-0	0-0-0	0-0-0		NEUTRAL		0-0-0		0-0-0		0-0-0			
<hr/>													
RPI	S	Opponent	Score	RPI	S	Opponent	Score	RPI	S	Opponent	Score		
				49	H	Bryant	0 6			101	A	Davidson	2 4
				49	H	Bryant	3 9			105	A	Seton Hall	1 5
				49	H	Bryant	0 8			105	A	Seton Hall	1 3
				49	H	Bryant	3 8			105	H	Seton Hall	5 10
										107	A	St. John's (NY)	4 10
										120	H	Sacred Heart	2 6
										120	H	Sacred Heart	2 3
										120	H	Sacred Heart	7 9
										120	H	Sacred Heart	2 4
										135	H	Central Conn. St.	3 1
										135	H	Central Conn. St.	9 0
										135	H	Central Conn. St.	5 6
										135	H	Central Conn. St.	0 3
										148	A	Army	3 7
										184	A	Morehead St.	7 8
										184	A	Morehead St.	5 3
										184	A	Morehead St.	10 5
										203	A	Monmouth	0 10
										204	A	Wagner	5 12
										204	A	Wagner	1 5
										204	A	Wagner	0 1
										204	A	Wagner	7 3
										207	A	LIU Brooklyn	0 5
										207	A	LIU Brooklyn	0 10
										207	A	LIU Brooklyn	8 7
										207	A	LIU Brooklyn	3 4
										230	H	Lehigh	9 1
<hr/>													
				LAST 15 GAMES									
				242	A	Mt. St. Mary's	10 4	49	H	Bryant	0 6		
				242	A	Mt. St. Mary's	3 1	207	A	LIU Brooklyn	0 5		
				242	A	Mt. St. Mary's	5 6	207	A	LIU Brooklyn	0 10		
				242	A	Mt. St. Mary's	2 3						
				49	H	Bryant	3 9						

Non-Div. I Games:

Fairleigh Dickinson



49	H	Bryant	0	8
49	H	Bryant	3	8

RPI	S	Opponent	Score	
230	H	Lehigh	12	4
230	N	Lehigh	7	5
230	N	Lehigh	2	4
240	H	Lafayette	2	6
240	H	Lafayette	0	8
240	H	Lafayette	4	11
242	A	Mt. St. Mary's	3	1
242	A	Mt. St. Mary's	2	3
242	A	Mt. St. Mary's	10	4
242	A	Mt. St. Mary's	5	6
284	H	Iona	4	3
293	A	NJIT	2	5
293	A	NJIT	3	2
293	H	NJIT	1	9
293	H	NJIT	11	8
293	H	NJIT	12	4

Fairleigh Dickinson

F  
a  
i  
r  
l  
e  
i  
g  
h  
D  
i  
c  
k  
i  
n  
s  
o  
n

F  
a  
i  
r  
l  
e  
i  
g  
h  
D  
i  
c  
k  
i  
n  
s  
o  
n

Average RPI Win:		207	WON-LOST RECORD		WINNING PCT. RANK		LAST 15 GAMES		STRENGTH OF SCHEDULE		OPP. STRENGTH OF SCHEDULE		TEAM RPI		ADJ RPI		CONF. RPI		ADJ CONF. RPI				
DIV. I ONLY			16-34-0		.32	268	5-10-0		178		243		257		.4398	257	18		17				
DIV. I NON-CONF.			11-21-0		.34375	238	3-3-0		235		273		270		.43455	269	21		21				
TOTALS		RPI 1-25		RPI 26-50		W-L RECORDS		RPI 51-100		RPI 101-150		RPI 150+											
16-34-0		0-2-0		0-0-0		OVERALL		2-8-0		2-7-0		12-17-0											
9-13-0		0-0-0		0-0-0		HOME		1-4-0		2-3-0		6-6-0											
5-16-0		0-2-0		0-0-0		AWAY		1-4-0		0-3-0		4-7-0											
2-5-0		0-0-0		0-0-0		NEUTRAL		0-0-0		0-1-0		2-4-0											
11-21-0		0-2-0		0-0-0		NON-CONFERENCE		1-3-0		0-3-0		10-13-0											
5-8-0		0-0-0		0-0-0		HOME		0-2-0		0-2-0		5-4-0											
4-8-0		0-2-0		0-0-		AWAY		1-1-0		0-0-0		3-5-0											
2-5-0		0-0-0		0-0-0		NEUTRAL		0-0-0		0-1-0		2-4-0											
5-13-0		0-0-0		0-0-0		CONFERENCE		1-5-0		2-4-0		2-4-0											
4-5-0		0-0-0		0-0-0		HOME		1-2-0		2-1-0		1-2-0											
1-8-0		0-0-0		0-0-0		AWAY		0-3-0		0-3-0		1-2-0											
0-0-0		0-0-0		0-0-0		NEUTRAL		0-0-0		0-0-0		0-0-0											
RPI	S	Opponent		Score		RPI	S	Opponent		Score		RPI	S	Opponent		Score							
17	A	Miami (FL)		2	7							105	A	Seton Hall		5	6						
17	A	Miami (FL)		0	17							66	H	Creighton		0	4	105	A	Seton Hall		0	10
												66	H	Creighton		6	12	105	A	Seton Hall		1	3
												66	H	Creighton		6	3	105	A	Seton Hall		1	3
												91	A	Xavier		9	10	107	H	St. John's (NY)		5	7
												91	A	Xavier		0	5	107	H	St. John's (NY)		6	5
												91	A	Xavier		0	4	107	H	St. John's (NY)		5	4
												94	A	Saint Joseph's		6	9	128	N	Central Mich.		3	13
												94	A	Saint Joseph's		8	2	132	H	UConn		6	7
												94	H	Saint Joseph's		6	8	137	H	Penn		1	12
												94	H	Saint Joseph's		6	7	158	N	Boston College		6	7
																		171	N	Buffalo		2	4
																		177	N	Omaha		1	2
																		194	H	Northeastern		2	5
												194	H	Northeastern		1	4						
												194	H	Northeastern		8	3						
												204	H	Wagner		7	3						
												209	A	Charleston So.		4	8						
												209	A	Charleston So.		1	2						
												209	A	Charleston So.		0	2						
												221	A	Temple		16	8						
												221	N	Temple		3	7						
												232	A	Georgetown		1	2						
												232	A	Georgetown		13	2						
												232	A	Georgetown		4	6						
												232	A	Georgetown		1	2						
												233	H	Penn St.		4	5						
												238	N	Quinnipiac		9	3						
												240	A	Lafayette		3	6						

**Non-Div. I Games:**

Villanova

276	H	Manhattan	3	2
276	H	Manhattan	4	2

RPI	S	Opponent	Score	
247	A	La Salle	6	3
247	A	La Salle	9	11
249	H	Butler	8	11
249	H	Butler	2	4
249	H	Butler	3	2
255	A	Norfolk St.	13	10
258	N	Niagara	6	5
276	H	Manhattan	3	2
276	H	Manhattan	4	2
276	H	Manhattan	4	6
288	H	Saint Peter's	5	4

Average RPI Win: 257 Average RPI Loss: 165		WON-LOST RECORD	WINNING PCT. RANK	LAST 15 GAMES	STRENGTH OF SCHEDULE	OPP. STRENGTH OF SCHEDULE	TEAM RPI	ADJ RPI	CONF. RPI	ADJ CONF. RPI	
DIV. I ONLY		20-31-0	.39216 230	7-8-0	250	291	258	.43934 258	29	29	
DIV. I NON-CONF.		12-16-0	.42857 198	5-2-0	231	297	231	.46095 230	27	27	
TOTALS		RPI 1-25	RPI 26-50		W-L RECORDS		RPI 51-100		RPI 101-150		RPI 150+
20-31-0		0-3-0	0-0-0		OVERALL		0-5-0		2-5-0		18-18-0
10-10-0		0-0-0	0-0-0		HOME		0-3-0		1-2-0		9-5-0
9-13-0		0-3-0	0-0-0		AWAY		0-2-0		0-0-0		9-8-0
1-8-0		0-0-0	0-0-0		NEUTRAL		0-0-0		1-3-0		0-5-0
12-16-0		0-3-0	0-0-0		NON-CONFERENCE		0-1-0		1-3-0		11-9-0
6-2-0		0-0-0	0-0-0		HOME		0-0-0		0-0-0		6-2-0
5-9-0		0-3-0	0-0-		AWAY		0-1-0		0-0-0		5-5-0
1-5-0		0-0-0	0-0-0		NEUTRAL		0-0-0		1-3-0		0-2-0
8-15-0		0-0-0	0-0-0		CONFERENCE		0-4-0		1-2-0		7-9-0
4-8-0		0-0-0	0-0-0		HOME		0-3-0		1-2-0		3-3-0
4-4-0		0-0-0	0-0-0		AWAY		0-1-0		0-0-0		4-3-0
0-3-0		0-0-0	0-0-0		NEUTRAL		0-0-0		0-0-0		0-3-0
RPI S	Opponent	Score		RPI S	Opponent	Score		RPI S	Opponent	Score	
10 A	Florida St.	2	13			68 A	Canisius 4 13	106 N	Bucknell	2	9
10 A	Florida St.	0	13			68 H	Canisius 1 8	106 N	Bucknell	5	6
10 A	Florida St.	1	4			68 H	Canisius 4 5	106 N	Bucknell	2	1
						68 H	Canisius 5 15	106 N	Bucknell	2	4
						94 A	Saint Joseph's 0 8	150 H	Fairfield	8	7
								150 H	Fairfield	2	3
								150 H	Fairfield	0	6
								171 A	Buffalo	6	10
								171 H	Buffalo	9	10
								171 H	Buffalo	5	4
								182 N	Siena	2	3
								182 N	Siena	5	10
								182 N	Siena	3	7
								194 A	Northeastern	0	7
								194 A	Northeastern	1	2
								194 A	Northeastern	2	6
								203 A	Monmouth	7	5
								221 N	Temple	4	10
								238 H	Quinnipiac	5	2
								238 H	Quinnipiac	4	6
								238 H	Quinnipiac	3	4
								257 N	Villanova	5	6
								267 H	Marist	2	1
								267 H	Marist	5	6
								267 H	Marist	6	4
								283 A	St. Bonaventure	3	2
								283 A	St. Bonaventure	2	0
LAST 15 GAMES											
				293 H	NJIT	4	3	68 H	Canisius	1	8
				293 H	NJIT	7	2	171 H	Buffalo	9	10
				293 H	NJIT	3	1	171 H	Buffalo	5	4
				293 H	NJIT	5	4				
				68 A	Canisius	4	13				

Non-Div. I Games:

Niagara

Niagara

68	H	Canisius	5	15
68	H	Canisius	4	5

Through Games Of 6-25-14 (FINAL)

RPI	S	Opponent	Score	
283	H	St. Bonaventure	7	12
283	H	St. Bonaventure	2	1
284	A	Iona	4	3
284	A	Iona	1	2
284	A	Iona	6	12
285	A	Rider	7	6
285	A	Rider	9	10
285	A	Rider	8	5
286	A	N.C. Central	22	2
286	A	N.C. Central	8	7
286	A	N.C. Central	7	1
286	A	N.C. Central	3	5
293	H	NJIT	5	4
293	H	NJIT	3	1
293	H	NJIT	7	2
293	H	NJIT	4	3

Niagara

N  
i  
a  
g  
a  
r  
a

N  
i  
a  
g  
a  
r  
a

Average RPI Win: 227		WON-LOST RECORD		WINNING PCT. RANK		LAST 15 GAMES		STRENGTH OF SCHEDULE		OPP. STRENGTH OF SCHEDULE		TEAM RPI		ADJ RPI		CONF. RPI		ADJ CONF. RPI	
DIV. I ONLY		12-33-0		.26667 286		5-10-0		185		286		259		.43918 259		28		28	
DIV. I NON-CONF.		5-14-0		.26316 267		0-3-0		37		239		155		.49609 155		26		26	
TOTALS		RPI 1-25		RPI 26-50		W-L RECORDS		RPI 51-100		RPI 101-150		RPI 150+							
12-33-0		1-3-0		0-0-0		OVERALL		0-1-0		1-11-0		10-18-0							
3-7-0		0-0-0		0-0-0		HOME		0-0-0		0-4-0		3-3-0							
9-24-0		1-3-0		0-0-0		AWAY		0-1-0		1-7-0		7-13-0							
0-2-0		0-0-0		0-0-0		NEUTRAL		0-0-0		0-0-0		0-2-0							
5-14-0		1-3-0		0-0-0		NON-CONFERENCE		0-1-0		1-5-0		3-5-0							
0-1-0		0-0-0		0-0-0		HOME		0-0-0		0-1-0		0-0-0							
5-13-0		1-3-0		0-0-		AWAY		0-1-0		1-4-0		3-5-0							
0-0-0		0-0-0		0-0-0		NEUTRAL		0-0-0		0-0-0		0-0-0							
7-19-0		0-0-0		0-0-0		CONFERENCE		0-0-0		0-6-0		7-13-0							
3-6-0		0-0-0		0-0-0		HOME		0-0-0		0-3-0		3-3-0							
4-11-0		0-0-0		0-0-0		AWAY		0-0-0		0-3-0		4-8-0							
0-2-0		0-0-0		0-0-0		NEUTRAL		0-0-0		0-0-0		0-2-0							
RPI	S	Opponent		Score		RPI	S	Opponent		Score		RPI	S	Opponent		Score			
19	A	Oklahoma St.		2	3							108	A	Michigan		1	3		
19	A	Oklahoma St.		1	11							108	A	Michigan		4	7		
19	A	Oklahoma St.		4	10							124	A	Wright St.		4	5		
19	A	Oklahoma St.		10	7							124	A	Wright St.		0	2		
												124	A	Wright St.		2	5		
												124	H	Wright St.		6	17		
												124	H	Wright St.		8	11		
												124	H	Wright St.		6	8		
												127	A	Kent St.		1	16		
												127	A	Kent St.		5	16		
												128	A	Central Mich.		14	8		
												128	H	Central Mich.		10	16		
												154	A	Lipscomb		7	8		
												154	A	Lipscomb		2	7		
												154	A	Lipscomb		6	13		
												154	A	Lipscomb		2	7		
												210	A	Valparaiso		1	0		
												210	A	Valparaiso		4	5		
												210	A	Valparaiso		4	8		
												210	N	Valparaiso		0	2		
												254	A	Ill.-Chicago		7	2		
												254	A	Ill.-Chicago		3	0		
												254	A	Ill.-Chicago		7	8		
												254	H	Ill.-Chicago		6	16		
												254	H	Ill.-Chicago		15	3		
												254	H	Ill.-Chicago		1	11		
												261	A	Youngstown St.		4	1		
				LAST 15 GAMES															
				210	N	Valparaiso	0	2	281	H	Milwaukee	8	1						
				281	N	Milwaukee	2	4	108	A	Michigan	4	7						
				254	A	Ill.-Chicago	3	0	210	A	Valparaiso	4	8						
				254	A	Ill.-Chicago	7	8											
				254	A	Ill.-Chicago	7	2											

Non-Div. I Games:

Oakland

Oakland

281 H Milwaukee	6	14
281 H Milwaukee	9	6

Through Games Of 6-25-14 (FINAL)

RPI	S	Opponent	Score	
261	A	Youngstown St.	4	5
261	A	Youngstown St.	0	5
262	A	New Mexico St.	2	17
262	A	New Mexico St.	14	11
262	A	New Mexico St.	8	3
262	A	New Mexico St.	7	3
281	A	Milwaukee	2	8
281	A	Milwaukee	3	4
281	A	Milwaukee	3	4
281	H	Milwaukee	9	6
281	H	Milwaukee	6	14
281	H	Milwaukee	8	1
281	N	Milwaukee	2	4

Oakland

O  
a  
k  
l  
a  
n  
d

O  
a  
k  
l  
a  
n  
d

Average RPI Win: 190		WON-LOST	WINNING	LAST 15	STRENGTH OF		OPP. STRENGTH	TEAM	ADJ		CONF.	ADJ CONF.
Average RPI Loss: 121		RECORD	PCT. RANK	GAMES	SCHEDULE		OF SCHEDULE	RPI	RPI		RPI	RPI
DIV. I ONLY		16-39-0	.29091	279	3-12-0		190	141	260		14	14
DIV. I NON-CONF.		7-20-0	.25926	268	0-3-0		162	157	271		12	12
TOTALS		RPI 1-25	RPI 26-50		W-L RECORDS		RPI 51-100		RPI 101-150		RPI 150+	
16-39-0		0-5-0	2-6-0		OVERALL		0-3-0		2-12-0		12-13-0	
10-17-0		0-4-0	1-3-0		HOME		0-0-0		2-5-0		7-5-0	
6-22-0		0-1-0	1-3-0		AWAY		0-3-0		0-7-0		5-8-0	
0-0-0		0-0-0	0-0-0		NEUTRAL		0-0-0		0-0-0		0-0-0	
7-20-0		0-2-0	2-6-0		NON-CONFERENCE		0-0-0		1-4-0		4-8-0	
5-9-0		0-1-0	1-3-0		HOME		0-0-0		1-3-0		3-2-0	
2-11-0		0-1-0	1-0-		AWAY		0-0-0		0-1-0		1-6-0	
0-0-0		0-0-0	0-0-0		NEUTRAL		0-0-0		0-0-0		0-0-0	
9-19-0		0-3-0	0-0-0		CONFERENCE		0-3-0		1-8-0		8-5-0	
5-8-0		0-3-0	0-0-0		HOME		0-0-0		1-2-0		4-3-0	
4-11-0		0-0-0	0-0-0		AWAY		0-3-0		0-6-0		4-2-0	
0-0-0		0-0-0	0-0-0		NEUTRAL		0-0-0		0-0-0		0-0-0	
RPI S	Opponent	Score	RPI S	Opponent	Score	RPI S	Opponent	Score	RPI S	Opponent	Score	
16 A	Cal Poly	2 6	27 A	Stanford	6 7	65 A	San Diego	2 6	104 H	Kansas St.	4 9	
16 H	Cal Poly	5 6	27 H	Stanford	2 6	65 A	San Diego	9 14	104 H	Kansas St.	7 3	
22 H	Pepperdine	4 10	40 H	San Diego St.	6 16	65 A	San Diego	3 4	118 H	Minnesota	1 12	
22 H	Pepperdine	2 6	40 H	San Diego St.	2 0				118 H	Minnesota	11 15	
22 H	Pepperdine	1 8	40 H	San Diego St.	4 7				119 A	Loyola Marymount	1 11	
			48 A	Cal St. Fullerton	2 4				119 A	Loyola Marymount	5 7	
			48 A	Cal St. Fullerton	6 0				119 A	Loyola Marymount	3 4	
			48 A	Cal St. Fullerton	5 6				131 A	Nevada	3 6	
									143 H	Gonzaga	10 5	
									143 H	Gonzaga	1 4	
									143 H	Gonzaga	3 6	
									147 A	Pacific	3 4	
									147 A	Pacific	0 1	
									147 A	Pacific	4 5	
									155 H	San Francisco	4 5	
									155 H	San Francisco	3 12	
									155 H	San Francisco	4 1	
									174 A	Santa Clara	6 10	
									174 A	Santa Clara	6 3	
									174 A	Santa Clara	6 7	
									186 A	UC Davis	1 4	
									186 A	UC Davis	1 3	
									186 H	UC Davis	5 1	
									189 H	BYU	3 4	
									189 H	BYU	10 3	
									189 H	BYU	6 1	
									195 A	San Jose St.	0 10	
			LAST 15 GAMES									
			174 A	Santa Clara	6 7	131 A	Nevada	3 6				
			174 A	Santa Clara	6 10	65 A	San Diego	9 14				
			174 A	Santa Clara	6 3	65 A	San Diego	3 4				
			16 H	Cal Poly	5 6							
			155 H	San Francisco	4 5							

Non-Div. I Games:

St. Mary's (CA)



155	H	San Francisco	3	12
155	H	San Francisco	4	1

RPI	S	Opponent	Score	
195	H	San Jose St.	3	6
233	H	Penn St.	4	0
233	H	Penn St.	6	2
233	H	Penn St.	6	9
262	A	New Mexico St.	6	8
262	A	New Mexico St.	2	14
262	A	New Mexico St.	2	4
262	A	New Mexico St.	8	3
270	A	Portland	6	2
270	A	Portland	5	3
270	A	Portland	2	0
270	H	Portland	5	2

S  
t  
.  
M  
a  
r  
y  
'  
s  
(  
C  
A  
)

S  
t  
.  
M  
a  
r  
y  
'  
s  
(  
C  
A  
)

[illegible]

**Non-Div. I Games:**

Youngstown St.

124 N Wright St.	7	1
210 N Valparaiso	7	3

RPI	S	Opponent	Score	
210	N	Valparaiso	7	3
212	A	Eastern Ky.	9	18
212	N	Eastern Ky.	14	19
233	A	Penn St.	2	15
254	A	Ill.-Chicago	5	6
254	A	Ill.-Chicago	2	12
254	A	Ill.-Chicago	6	12
254	H	Ill.-Chicago	9	8
254	H	Ill.-Chicago	2	8
254	H	Ill.-Chicago	2	1
259	H	Oakland	5	0
259	H	Oakland	1	4
259	H	Oakland	5	4
265	N	Eastern Mich.	5	4
265	N	Eastern Mich.	5	11
281	A	Milwaukee	5	2
281	A	Milwaukee	5	7
281	A	Milwaukee	3	13
281	N	Milwaukee	11	5
294	A	Ohio	11	4

Youngstown St.

Y  
o  
u  
n  
g  
s  
t  
o  
w  
n  
s  
t  
.

Y  
o  
u  
n  
g  
s  
t  
o  
w  
n  
s  
t  
.

Average RPI Win:	239	WON-LOST RECORD	WINNING PCT. RANK	LAST 15 GAMES	STRENGTH OF SCHEDULE	OPP. STRENGTH OF SCHEDULE	TEAM RPI	ADJ RPI	CONF. RPI	ADJ CONF. RPI		
DIV. I ONLY		23-31-0	.42593	206	6-9-0	282	238	262	.43726	262	27	27
DIV. I NON-CONF.		8-16-0	.33333	239	0-1-0	287	135	288	.40938	288	29	29
<hr/>												
TOTALS	RPI 1-25	RPI 26-50		W-L RECORDS		RPI 51-100		RPI 101-150		RPI 150+		
23-31-0	0-4-0	0-1-0		OVERALL		0-2-0		1-6-0		22-18-0		
13-14-0	0-0-0	0-0-0		HOME		0-1-0		0-3-0		13-10-0		
8-15-0	0-4-0	0-1-0		AWAY		0-1-0		1-2-0		7-7-0		
2-2-0	0-0-0	0-0-0		NEUTRAL		0-0-0		0-1-0		2-1-0		
<hr/>												
8-16-0	0-4-0	0-1-0		NON-CONFERENCE		0-2-0		0-0-0		8-9-0		
7-6-0	0-0-0	0-0-0		HOME		0-1-0		0-0-0		7-5-0		
1-10-0	0-4-0	0-0-		AWAY		0-1-0		0-0-0		1-4-0		
0-0-0	0-0-0	0-0-0		NEUTRAL		0-0-0		0-0-0		0-0-0		
<hr/>												
15-15-0	0-0-0	0-0-0		CONFERENCE		0-0-0		1-6-0		14-9-0		
6-8-0	0-0-0	0-0-0		HOME		0-0-0		0-3-0		6-5-0		
7-5-0	0-0-0	0-0-0		AWAY		0-0-0		1-2-0		6-3-0		
2-2-0	0-0-0	0-0-0		NEUTRAL		0-0-0		0-1-0		2-1-0		
<hr/>												
RPI S	Opponent	Score		RPI S	Opponent	Score		RPI S	Opponent	Score		
12 A	Texas Tech	3	5	46 A	Arizona St.	0	2	69 A	New Mexico	7	17	
12 A	Texas Tech	4	14					69 H	New Mexico	4	14	
12 A	Texas Tech	7	8									
12 A	Texas Tech	2	15									
				</								

**Non-Div. I Games:**

New Mexico St.

292 H Chicago St.	8	2
292 H Chicago St.	5	8

RPI	S	Opponent	Score	
244	A	Bakersfield	1	13
245	H	SIUE	4	1
245	H	SIUE	3	4
245	H	SIUE	12	2
245	H	SIUE	16	12
259	H	Oakland	3	8
259	H	Oakland	3	7
259	H	Oakland	17	2
259	H	Oakland	11	14
260	H	St. Mary's (CA)	3	8
260	H	St. Mary's (CA)	8	6
260	H	St. Mary's (CA)	4	2
260	H	St. Mary's (CA)	14	2
292	H	Chicago St.	5	8
292	H	Chicago St.	8	2
292	H	Chicago St.	22	15
292	H	Chicago St.	7	14
297	A	Northern Colo.	12	9
297	A	Northern Colo.	7	4
297	A	Northern Colo.	16	4

New Mexico St.

New Mexico St.

New Mexico St.

[illegible]

**Non-Div. I Games:**

Northern Ky.

52	H	Kennesaw St.	1	5
249	H	Butler	12	6

RPI	S	Opponent	Score	
212	A	Eastern Ky.	13	11
212	H	Eastern Ky.	6	9
249	H	Butler	12	6
264	H	USC Upstate	4	3
264	H	USC Upstate	2	3
264	H	USC Upstate	6	7
265	H	Eastern Mich.	3	13
265	H	Eastern Mich.	2	13

Northern Ky.

N  
o  
r  
t  
h  
e  
r  
n  
K  
y  
.

N  
o  
r  
t  
h  
e  
r  
n  
K  
y  
.

Average RPI Win:		182	WON-LOST RECORD		WINNING PCT. RANK		LAST 15 GAMES		STRENGTH OF SCHEDULE		OPP. STRENGTH OF SCHEDULE		TEAM RPI		ADJ RPI		CONF. RPI		ADJ CONF. RPI					
Average RPI Loss:		145																						
DIV. I ONLY			17-38-0		.30909 272		3-12-0		198		157		264		.43604 264		15		15					
DIV. I NON-CONF.			11-18-0		.37931 220		1-4-0		196		196		256		.44338 256		14		14					
TOTALS		RPI 1-25		RPI 26-50		W-L RECORDS		RPI 51-100		RPI 101-150		RPI 150+												
17-38-0		1-1-0		2-6-0		OVERALL		0-6-0		0-1-0		14-24-0												
12-18-0		1-0-0		2-2-0		HOME		0-6-0		0-1-0		9-9-0												
5-20-0		0-1-0		0-4-0		AWAY		0-0-0		0-0-0		5-15-0												
0-0-0		0-0-0		0-0-0		NEUTRAL		0-0-0		0-0-0		0-0-0												
11-18-0		1-1-0		2-3-0		NON-CONFERENCE		0-1-0		0-1-0		8-12-0												
10-9-0		1-0-0		2-2-0		HOME		0-1-0		0-1-0		7-5-0												
1-9-0		0-1-0		0-0-		AWAY		0-0-0		0-0-0		1-7-0												
0-0-0		0-0-0		0-0-0		NEUTRAL		0-0-0		0-0-0		0-0-0												
6-20-0		0-0-0		0-3-0		CONFERENCE		0-5-0		0-0-0		6-12-0												
2-9-0		0-0-0		0-0-0		HOME		0-5-0		0-0-0		2-4-0												
4-11-0		0-0-0		0-3-0		AWAY		0-0-0		0-0-0		4-8-0												
0-0-0		0-0-0		0-0-0		NEUTRAL		0-0-0		0-0-0		0-0-0												
RPI S	Opponent		Score		RPI S	Opponent		Score		RPI S	Opponent		Score		RPI S	Opponent		Score						
15 A	South Carolina		1	6	41 A	Col. of Charleston		3	5	52 H	Kennesaw St.		1	6	121 H	George Mason		0	7					
20 H	Kentucky		8	6	41 H	Col. of Charleston		2	1	52 H	Kennesaw St.		3	12	154 H	Lipscomb		6	3					
					47 A	Mercer		1	3	60 H	Ball St.		4	7	154 H	Lipscomb		1	11					
					47 A	Mercer		5	11	77 H	FGCU		5	17	154 H	Lipscomb		0	11					
					47 A	Mercer		0	3	77 H	FGCU		0	8	159 H	Pittsburgh		2	5					
					49 H	Bryant		2	13	77 H	FGCU		0	4	165 H	Jacksonville		7	9					
					49 H	Bryant		8	7						165 H	Jacksonville		7	11					
					49 H	Bryant		4	21						165 H	Jacksonville		10	5					
															168 A	Charlotte		2	6					
															176 A	Stetson		4	20					
															176 A	Stetson		10	4					
															176 A	Stetson		6	10					
															178 A	Furman		1	13					
															183 A	North Florida		3	2					
															183 A	North Florida		4	13					
															183 A	North Florida		3	4					
															187 A	East Tenn. St.		4	8					
															187 A	East Tenn. St.		2	3					
															187 A	East Tenn. St.		2	5					
															188 A	Wofford		2	3					
															192 A	Citadel		8	9					
															192 H	Citadel		6	2					
															199 A	Winthrop		5	13					
															199 H	Winthrop		3	2					
															209 A	Charleston So.		1	7					
															209 H	Charleston So.		10	9					
															213 A	Gardner-Webb		7	5					
					LAST 15 GAMES																			
					176 A	Stetson		10	4	41 A	Col. of Charleston		3	5	199 A	Winthrop		5	13					
					176 A	Stetson		4	20	187 A	East Tenn. St.		2	5	199 H	Winthrop		3	2					
					176 A	Stetson		6	10	187 A	East Tenn. St.		2	3	209 A	Charleston So.		1	7					
					209 H	Charleston So.		10	9						209 H	Charleston So.		10	9					
					165 H	Jacksonville		7	11						213 A	Gardner-Webb		7	5					

Non-Div. I Games:

USC Upstate



165 H Jacksonville	7	9
165 H Jacksonville	10	5

RPI	S	Opponent	Score	
213	H	Gardner-Webb	4	8
216	H	Dayton	13	2
239	H	Presbyterian	1	5
247	H	La Salle	5	12
247	H	La Salle	11	9
247	H	La Salle	6	5
249	H	Butler	7	6
263	A	Northern Ky.	7	6
263	A	Northern Ky.	3	2
263	A	Northern Ky.	3	4
271	A	UNC Asheville	4	9
271	H	UNC Asheville	1	2

U  
S  
C  
U  
P  
S  
t  
a  
t  
e

U  
S  
C  
U  
P  
S  
t  
a  
t  
e

Average RPI Win:		212	WON-LOST RECORD		WINNING PCT. RANK		LAST 15 GAMES		STRENGTH OF SCHEDULE		OPP. STRENGTH OF SCHEDULE		TEAM RPI		ADJ RPI		CONF. RPI		ADJ CONF. RPI				
DIV. I ONLY			16-34-0		.32	268	4-10-0		271		180		265		.435	265	20		20				
DIV. I NON-CONF.			10-12-0		.45455	179	0-1-0		284		89		205		.474	204	18		18				
TOTALS		RPI 1-25		RPI 26-50		W-L RECORDS		RPI 51-100		RPI 101-150		RPI 150+											
16-34-0		0-3-0		0-0-0		OVERALL		1-7-0		2-10-0		13-14-0											
3-12-0		0-0-0		0-0-0		HOME		0-1-0		1-9-0		2-2-0											
10-20-0		0-3-0		0-0-0		AWAY		1-6-0		1-1-0		8-10-0											
3-2-0		0-0-0		0-0-0		NEUTRAL		0-0-0		0-0-0		3-2-0											
10-12-0		0-3-0		0-0-0		NON-CONFERENCE		1-4-0		1-1-0		8-4-0											
1-1-0		0-0-0		0-0-0		HOME		0-1-0		0-0-0		1-0-0											
6-9-0		0-3-0		0-0-		AWAY		1-3-0		1-1-0		4-2-0											
3-2-0		0-0-0		0-0-0		NEUTRAL		0-0-0		0-0-0		3-2-0											
6-22-0		0-0-0		0-0-0		CONFERENCE		0-3-0		1-9-0		5-10-0											
2-11-0		0-0-0		0-0-0		HOME		0-0-0		1-9-0		1-2-0											
4-11-0		0-0-0		0-0-0		AWAY		0-3-0		0-0-0		4-8-0											
0-0-0		0-0-0		0-0-0		NEUTRAL		0-0-0		0-0-0		0-0-0											
RPI	S	Opponent		Score		RPI	S	Opponent		Score		RPI	S	Opponent		Score							
20	A	Kentucky		2	8							55	A	Clemson		6	5	108	A	Michigan		4	3
20	A	Kentucky		5	9							55	A	Clemson		3	5	111	H	Miami (OH)		7	9
20	A	Kentucky		2	13							55	A	Clemson		7	9	111	H	Miami (OH)		2	8
												60	A	Ball St.		3	7	111	H	Miami (OH)		1	3
												60	A	Ball St.		5	20	127	H	Kent St.		1	6
												60	A	Ball St.		5	6	127	H	Kent St.		2	1
												100	A	Michigan St.		4	12	127	H	Kent St.		2	10
												100	H	Michigan St.		3	5	128	H	Central Mich.		1	7
																		128	H	Central Mich.		1	15
																		128	H	Central Mich.		5	7
																		129	A	Ohio St.		1	8
																		140	H	Bowling Green		8	11
																		163	A	Cincinnati		5	4
																		172	A	Akron		0	6
																		172	A	Akron		3	6
																		172	A	Akron		5	10
																		190	A	Western Mich.		6	3
																		190	A	Western Mich.		1	6
																		190	A	Western Mich.		1	5
																		200	A	Toledo		5	2
																		200	A	Toledo		2	4
																		200	A	Toledo		10	5
						LAST 15 GAMES												200	A	Dayton		6	7
																		216	A	Dayton		6	7
																		220	H	Northern Ill.		8	4
																		220	H	Northern Ill.		3	5
																		220	H	Northern Ill.		2	10
																		227	H	Northwestern		9	8

Non-Div. I Games: Madonna 11 7 Siena Heights 15 9 Hillsdale 14 6 Eastern Mich.

128 H Central Mich.	5	7
100 A Michigan St.	4	12

RPI	S	Opponent	Score	
236	A	Austin Peay	3	8
236	A	Austin Peay	9	8
261	N	Youngstown St.	4	5
261	N	Youngstown St.	11	5
263	A	Northern Ky.	13	2
263	A	Northern Ky.	13	3
290	N	UT Martin	17	3
290	N	UT Martin	3	5
290	N	UT Martin	18	6
294	A	Ohio	10	5
294	A	Ohio	6	7
294	A	Ohio	8	10

E  
a  
s  
t  
e  
r  
n  
M  
i  
c  
h  
.

E  
a  
s  
t  
e  
r  
n  
M  
i  
c  
h  
.

Average RPI Win: 224		WON-LOST RECORD	WINNING PCT. RANK	LAST 15 GAMES	STRENGTH OF SCHEDULE	OPP. STRENGTH OF SCHEDULE	TEAM RPI	ADJ RPI		CONF. RPI	ADJ CONF. RPI						
Average RPI Loss: 187																	
DIV. I ONLY		22-28-0	.44	195	7-8-0	267	269	266	.43493	266	24	24					
DIV. I NON-CONF.		13-15-0	.46429	173	0-2-0	290	291	280	.42216	280	28	28					
<hr/>																	
TOTALS		RPI 1-25		RPI 26-50		W-L RECORDS		RPI 51-100		RPI 101-150		RPI 150+					
22-28-0		0-1-0		0-0-0		OVERALL		0-0-0		2-10-0		20-17-0					
17-13-0		0-0-0		0-0-0		HOME		0-0-0		2-4-0		15-9-0					
4-11-0		0-1-0		0-0-0		AWAY		0-0-0		0-4-0		4-6-0					
1-4-0		0-0-0		0-0-0		NEUTRAL		0-0-0		0-2-0		1-2-0					
13-15-0		0-1-0		0-0-0		NON-CONFERENCE		0-0-0		1-1-0		12-13-0					
10-8-0		0-0-0		0-0-0		HOME		0-0-0		1-1-0		9-7-0					
2-5-0		0-1-0		0-0-		AWAY		0-0-0		0-0-0		2-4-0					
1-2-0		0-0-0		0-0-0		NEUTRAL		0-0-0		0-0-0		1-2-0					
9-13-0		0-0-0		0-0-0		CONFERENCE		0-0-0		1-9-0		8-4-0					
7-5-0		0-0-0		0-0-0		HOME		0-0-0		1-3-0		6-2-0					
2-6-0		0-0-0		0-0-0		AWAY		0-0-0		0-4-0		2-2-0					
0-2-0		0-0-0		0-0-0		NEUTRAL		0-0-0		0-2-0		0-0-0					
RPI	S	Opponent		Score		RPI	S	Opponent		Score		RPI	S	Opponent		Score	
21	A	Maryland		4	11						106	A	Bucknell		0	1	
										106	A	Bucknell		2	5		
										106	A	Bucknell		1	2		
										106	A	Bucknell		1	4		
										106	N	Bucknell		4	8		
										106	N	Bucknell		6	15		
										136	H	Towson		2	3		
										137	H	Penn		2	1		
										148	H	Army		4	0		
										148	H	Army		4	5		
										148	H	Army		0	1		
										148	H	Army		1	2		
										203	H	Monmouth		4	3		
										211	H	Cornell		2	3		
										211	H	Cornell		4	2		
										211	H	Cornell		2	4		
										215	H	Holy Cross		3	6		
										215	H	Holy Cross		13	2		
										215	H	Holy Cross		3	1		
										215	H	Holy Cross		1	6		
										217	A	Florida A&M		2	3		
										217	A	Florida A&M		2	0		
										217	A	Florida A&M		3	7		
										222	H	Princeton		2	4		
										222	H	Princeton		8	2		
										222	H	Princeton		0	1		
										222	H	Princeton		9	4		
<hr/>																	
LAST 15 GAMES																	
106 N Bucknell						6	15	230 H Lehigh						2	1		
106 N Bucknell						4	8	230 H Lehigh						4	1		
148 H Army						0	1	230 H Lehigh						3	2		
148 H Army						4	5										
148 H Army						4	0										

Non-Div. I Games: Washington Col. 9 3

Navy

Navy

148	H	Army	1	2
250	A	Delaware St.	8	13

Through Games Of 6-25-14 (FINAL)

RPI	S	Opponent	Score	
223	N	Air Force	3	0
223	N	Air Force	1	9
223	N	Air Force	0	2
230	H	Lehigh	2	1
230	H	Lehigh	4	1
230	H	Lehigh	3	2
230	H	Lehigh	7	2
238	H	Quinnipiac	8	4
238	H	Quinnipiac	15	0
238	H	Quinnipiac	3	4
238	H	Quinnipiac	3	2
240	A	Lafayette	6	0
240	A	Lafayette	7	9
240	A	Lafayette	9	8
240	A	Lafayette	4	5
250	A	Delaware St.	8	13
250	H	Delaware St.	12	1
252	A	UMBC	9	7
252	H	UMBC	3	8
295	A	UMES	7	8
295	H	UMES	4	10
298	H	Coppin St.	6	5

Navy

N  
a  
v  
y

N  
a  
v  
y

[illegible]

**Non-Div. I Games:**

Marist

288 H Saint Peter's	5	2
258 A Niagara	6	5

RPI	S	Opponent	Score	
258	A	Niagara	1	2
274	H	Albany (NY)	6	7
274	N	Albany (NY)	7	4
274	N	Albany (NY)	0	3
276	H	Manhattan	11	6
276	H	Manhattan	8	7
276	H	Manhattan	6	0
277	A	N.C. A&T	14	10
277	A	N.C. A&T	0	3
277	A	N.C. A&T	6	7
285	A	Rider	13	9
285	A	Rider	1	9
285	A	Rider	2	7
288	H	Saint Peter's	5	2
288	H	Saint Peter's	13	6
288	H	Saint Peter's	9	2

Marist

M  
a  
r  
i  
s  
t

M  
a  
r  
i  
s  
t

[illegible]

**Non-Div. I Games:**

George Washington



273 H Rhode Island	7	6
85 A VCU	10	5

RPI	S	Opponent	Score	
247	A	La Salle	3	1
250	H	Delaware St.	5	7
252	H	UMBC	2	8
273	H	Rhode Island	7	6
273	H	Rhode Island	7	3
273	H	Rhode Island	6	5
283	A	St. Bonaventure	7	5
283	A	St. Bonaventure	3	4
283	A	St. Bonaventure	7	5
288	H	Saint Peter's	11	4
295	A	UMES	14	1
295	H	UMES	3	2
298	H	Coppin St.	10	4

George Washington

G  
e  
o  
r  
g  
e  
W  
a  
s  
h  
i  
n  
g  
t  
o  
n

G  
e  
o  
r  
g  
e  
W  
a  
s  
h  
i  
n  
g  
t  
o  
n

Average RPI Win:		210	WON-LOST RECORD		WINNING PCT. RANK		LAST 15 GAMES		STRENGTH OF SCHEDULE		OPP. STRENGTH OF SCHEDULE		TEAM RPI		ADJ RPI		CONF. RPI		ADJ CONF. RPI										
Average RPI Loss:		147																											
DIV. I ONLY			18-32-0		.36	246	6-9-0		240		200		270		.43299	269	17		18										
DIV. I NON-CONF.			9-16-0		.36	229	2-0-0		174		253		255		.44378	255	16		17										
TOTALS		RPI 1-25		RPI 26-50		W-L RECORDS		RPI 51-100		RPI 101-150		RPI 150+																	
18-32-0		0-1-0		0-0-0		OVERALL		2-5-0		4-15-0		12-11-0																	
13-13-0		0-0-0		0-0-0		HOME		0-0-0		3-7-0		10-6-0																	
4-14-0		0-0-0		0-0-0		AWAY		2-5-0		0-7-0		2-2-0																	
1-5-0		0-1-0		0-0-0		NEUTRAL		0-0-0		1-1-0		0-3-0																	
9-16-0		0-1-0		0-0-0		NON-CONFERENCE		1-3-0		2-5-0		6-7-0																	
6-8-0		0-0-0		0-0-0		HOME		0-0-0		1-3-0		5-5-0																	
2-4-0		0-0-0		0-0-		AWAY		1-3-0		0-1-0		1-0-0																	
1-4-0		0-1-0		0-0-0		NEUTRAL		0-0-0		1-1-0		0-2-0																	
9-16-0		0-0-0		0-0-0		CONFERENCE		1-2-0		2-10-0		6-4-0																	
7-5-0		0-0-0		0-0-0		HOME		0-0-0		2-4-0		5-1-0																	
2-10-0		0-0-0		0-0-0		AWAY		1-2-0		0-6-0		1-2-0																	
0-1-0		0-0-0		0-0-0		NEUTRAL		0-0-0		0-0-0		0-1-0																	
RPI	S	Opponent		Score		RPI	S	Opponent		Score		RPI	S	Opponent		Score													
19	N	Oklahoma St.		5	10					67	A	Southeastern La.		4	5	102	A	UTSA		4	10								
												67	A	Southeastern La.		0	3	109	A	Central Ark.		1	9						
												67	A	Southeastern La.		5	3	109	A	Central Ark.		4	5						
												75	A	Baylor		2	5	109	A	Central Ark.		3	6						
												75	A	Baylor		3	4	117	H	Northwestern St.		4	7						
												95	A	Oral Roberts		0	2	117	H	Northwestern St.		6	8						
												97	A	Texas-Arlington		4	1	117	H	Northwestern St.		3	2						
																								128	H	Central Mich.		0	3
																								128	H	Central Mich.		4	6
																								128	H	Central Mich.		5	2
																								128	H	Central Mich.		1	12
																								133	H	Nicholls St.		0	6
																								133	H	Nicholls St.		6	2
																								133	H	Nicholls St.		0	5
																								138	A	McNeese St.		2	6
																								138	A	McNeese St.		5	6
																								138	A	McNeese St.		8	9
																								143	N	Gonzaga		11	8
																								143	N	Gonzaga		1	6
																								166	N	Stephen F. Austin		5	12
																								174	N	Santa Clara		3	16
																								180	N	Notre Dame		2	8
																								207	H	LIU Brooklyn		3	5
																								207	H	LIU Brooklyn		2	9
																								207	H	LIU Brooklyn		5	1
																								207	H	LIU Brooklyn		7	9
																								214	A	Tex.-Pan American		14	3
						LAST 15 GAMES																							

Non-Div. I Games:

Incarnate Word

109 A Central Ark.	1	9
117 H Northwestern St.	6	8

RPI	S	Opponent	Score	
214	H	Tex.-Pan American	6	2
228	H	Hofstra	2	4
228	H	Hofstra	8	3
228	H	Hofstra	3	9
228	H	Hofstra	2	1
278	H	New Orleans	6	1
278	H	New Orleans	6	10
278	H	New Orleans	3	0
287	A	Abilene Christian	2	4
287	A	Abilene Christian	11	3
287	A	Abilene Christian	1	4
287	H	Abilene Christian	5	3
287	H	Abilene Christian	9	6
287	H	Abilene Christian	4	3
296	H	Prairie View	10	4

Incarnate Word

I  
n  
c  
a  
r  
n  
a  
t  
e  
W  
o  
r  
d

I  
n  
c  
a  
r  
n  
a  
t  
e  
W  
o  
r  
d

Average RPI Win:	166	WON-LOST	WINNING	LAST 15	STRENGTH OF	OPP. STRENGTH	TEAM	ADJ	CONF.	ADJ CONF.		
Average RPI Loss:	118	RECORD	PCT. RANK	GAMES	SCHEDULE	OF SCHEDULE	RPI	RPI	RPI	RPI		
DIV. I ONLY		11-41-0	.21154	295	3-12-0	123	131	271	.43119	270	14	14
DIV. I NON-CONF.		6-18-0	.25	270	0-3-0	43	95	217	.46792	216	12	12
<hr/>												
TOTALS	RPI 1-25	RPI 26-50		W-L RECORDS		RPI 51-100		RPI 101-150		RPI 150+		
11-41-0	0-10-0	0-4-0		OVERALL		1-2-0		3-10-0		7-15-0		
6-19-0	0-4-0	0-2-0		HOME		1-2-0		1-2-0		4-9-0		
4-19-0	0-5-0	0-2-0		AWAY		0-0-0		1-8-0		3-4-0		
1-3-0	0-1-0	0-0-0		NEUTRAL		0-0-0		1-0-0		0-2-0		
<hr/>												
6-18-0	0-7-0	0-4-0		NON-CONFERENCE		0-0-0		2-2-0		4-5-0		
2-8-0	0-4-0	0-2-0		HOME		0-0-0		0-0-0		2-2-0		
3-7-0	0-2-0	0-0-		AWAY		0-0-0		1-2-0		2-1-0		
1-3-0	0-1-0	0-0-0		NEUTRAL		0-0-0		1-0-0		0-2-0		
<hr/>												
5-23-0	0-3-0	0-0-0		CONFERENCE		1-2-0		1-8-0		3-10-0		
4-11-0	0-0-0	0-0-0		HOME		1-2-0		1-2-0		2-7-0		
1-12-0	0-3-0	0-0-0		AWAY		0-0-0		0-6-0		1-3-0		
0-0-0	0-0-0	0-0-0		NEUTRAL		0-0-0		0-0-0		0-0-0		
<hr/>												
RPI S	Opponent	Score		RPI S	Opponent	Score		RPI S	Opponent	Score		
13 A	Oregon St.	0	5	26 A	Oregon	2	8	65 H	San Diego	2	12	
13 H	Oregon St.	6	9	26 A	Oregon	10	15	65 H	San Diego	2	13	
13 N	Oregon St.	4	8	26 H	Oregon	0	3	65 H	San Diego	10	9	
22 A	Pepperdine	0	6	26 H	Oregon	2	3					
22 A	Pepperdine	0	1									
22 A	Pepperdine	1	6									
23 H	UC Irvine	1	5									
23 H	UC Irvine	2	6									
23 H	UC Irvine	3	5									
25 A	Washington	6	7									
<hr/>												
				LAST 15 GAMES								
				189 H	BYU	1	6	26 H	Oregon	2	3	
				189 H	BYU	3	6	155 H	San Francisco	0	7	
				189 H	BYU	1	11	155 H	San Francisco	3	2	
				13 N	Oregon St.	4	8					
				147 H	Pacific	6	5					
<hr/>												
				189 H	BYU	3	6	189 H	BYU	1	11	
				219 A	Seattle	6	2	219 A	Seattle	4	5	
				219 A	Seattle	6	0	219 A	Seattle	6	0	

Non-Div. I Games:

Portland

147 H Pacific	2	6
147 H Pacific	1	6

RPI	S	Opponent	Score	
219	H	Seattle	4	9
219	H	Seattle	3	7
244	H	Bakersfield	1	0
244	H	Bakersfield	5	1
260	A	St. Mary's (CA)	2	5
260	H	St. Mary's (CA)	2	6
260	H	St. Mary's (CA)	0	2
260	H	St. Mary's (CA)	3	5

Portland

P  
o  
r  
t  
l  
a  
n  
d

P  
o  
r  
t  
l  
a  
n  
d

Average RPI Win:		194	WON-LOST RECORD		WINNING PCT. RANK		LAST 15 GAMES		STRENGTH OF SCHEDULE		OPP. STRENGTH OF SCHEDULE		TEAM RPI		ADJ RPI		CONF. RPI		ADJ CONF. RPI				
DIV. I ONLY			13-40-0		.24528	292	2-13-0		179		172		273		.42995		271	16		16			
DIV. I NON-CONF.			9-18-0		.33333	239	2-3-0		233		178		256		.44338		256	19		19			
TOTALS		RPI 1-25		RPI 26-50		W-L RECORDS		RPI 51-100		RPI 101-150		RPI 150+											
13-40-0		0-0-0		0-3-0		OVERALL		1-12-0		1-5-0		11-20-0											
7-16-0		0-0-0		0-0-0		HOME		0-5-0		1-1-0		6-10-0											
6-24-0		0-0-0		0-3-0		AWAY		1-7-0		0-4-0		5-10-0											
0-0-0		0-0-0		0-0-0		NEUTRAL		0-0-0		0-0-0		0-0-0											
9-18-0		0-0-0		0-0-0		NON-CONFERENCE		1-3-0		1-5-0		7-10-0											
4-8-0		0-0-0		0-0-0		HOME		0-2-0		1-1-0		3-5-0											
5-10-0		0-0-0		0-0-		AWAY		1-1-0		0-4-0		4-5-0											
0-0-0		0-0-0		0-0-0		NEUTRAL		0-0-0		0-0-0		0-0-0											
4-22-0		0-0-0		0-3-0		CONFERENCE		0-9-0		0-0-0		4-10-0											
3-8-0		0-0-0		0-0-0		HOME		0-3-0		0-0-0		3-5-0											
1-14-0		0-0-0		0-3-0		AWAY		0-6-0		0-0-0		1-5-0											
0-0-0		0-0-0		0-0-0		NEUTRAL		0-0-0		0-0-0		0-0-0											
RPI	S	Opponent		Score		RPI	S	Opponent		Score		RPI	S	Opponent		Score							
						39	A	Liberty		4	7	53	A	Tennessee		7	5	101	A	Davidson		3	10
						39	A	Liberty		3	4	54	A	Western Caro.		1	4	101	H	Davidson		12	10
						39	A	Liberty		2	4	54	H	Western Caro.		3	9	116	H	Tennessee Tech		6	15
												62	A	High Point		2	9	126	A	Western Ky.		4	6
												62	A	High Point		4	5	126	A	Western Ky.		2	13
												62	A	High Point		2	9	126	A	Western Ky.		5	8
												63	A	Campbell		3	9	168	A	Charlotte		5	1
												63	A	Campbell		1	7	168	A	Charlotte		0	9
												63	A	Campbell		0	3	169	A	Appalachian St.		2	7
												81	H	Wake Forest		6	11	169	A	Appalachian St.		5	7
												98	H	Radford		6	11	169	A	Appalachian St.		2	9
												98	H	Radford		2	4	178	A	Furman		7	6
												98	H	Radford		6	12	178	H	Furman		4	6
																		187	A	East Tenn. St.		6	11
																		187	H	East Tenn. St.		17	11
																		188	H	Wofford		3	7
																		191	H	Coastal Caro.		2	1
																		191	H	Coastal Caro.		4	9
																		191	H	Coastal Caro.		7	9
																		199	A	Winthrop		3	4
																		199	A	Winthrop		7	6
																		199	A	Winthrop		3	4
																		208	A	UNC Greensboro		7	4
																		209	H	Charleston So.		3	6
																		209	H	Charleston So.		1	9
																		212	H	Eastern Ky.		1	3
																		212	H	Eastern Ky.		4	11
LAST 15 GAMES				62	A	High Point		2	9	101	A	Davidson		3	10	208	A	UNC Greensboro		7	4		
				62	A	High Point		4	5	53	A	Tennessee		7	5	209	H	Charleston So.		3	6		
				62	A	High Point		2	9	39	A	Liberty		3	4	209	H	Charleston So.		1	9		
				81	H	Wake Forest		6	11									212	H	Eastern Ky.		1	3
				98	H	Radford		6	11									212	H	Eastern Ky.		4	11

Non-Div. I Games:

UNC Asheville

98	H	Radford	2	4
98	H	Radford	6	12

RPI	S	Opponent	Score	
212	H	Eastern Ky.	2	5
213	H	Gardner-Webb	6	7
213	H	Gardner-Webb	4	3
213	H	Gardner-Webb	5	1
239	A	Presbyterian	0	7
239	A	Presbyterian	5	6
239	A	Presbyterian	6	9
264	A	USC Upstate	2	1
264	H	USC Upstate	9	4
286	H	N.C. Central	8	4

UNC Asheville

U  
N  
C  
A  
s  
h  
e  
v  
i  
l  
l  
e

U  
N  
C  
A  
s  
h  
e  
v  
i  
l  
l  
e

Average RPI Win: 247		WON-LOST	WINNING	LAST 15	STRENGTH OF		OPP. STRENGTH	TEAM	ADJ	CONF.	ADJ CONF.
Average RPI Loss: 159		RECORD	PCT. RANK	GAMES	SCHEDULE		OF SCHEDULE	RPI	RPI	RPI	RPI
DIV. I ONLY		10-29-0	.25641 291	3-12-0	209		281	274	.42978 272	27	27
DIV. I NON-CONF.		2-13-0	.13333 295	2-0-0	30		281	260	.44059 260	29	29
TOTALS		RPI 1-25	RPI 26-50	W-L RECORDS	RPI 51-100		RPI 101-150	RPI 150+			
10-29-0	0-0-0		0-1-0	OVERALL	0-5-0		0-8-0	10-15-0			
3-5-0	0-0-0		0-0-0	HOME	0-0-0		0-3-0	3-2-0			
5-22-0	0-0-0		0-1-0	AWAY	0-3-0		0-5-0	5-13-0			
2-2-0	0-0-0		0-0-0	NEUTRAL	0-2-0		0-0-0	2-0-0			
2-13-0	0-0-0		0-1-0	NON-CONFERENCE	0-5-0		0-2-0	2-5-0			
1-0-0	0-0-0		0-0-0	HOME	0-0-0		0-0-0	1-0-0			
1-11-0	0-0-0		0-0-	AWAY	0-3-0		0-2-0	1-5-0			
0-2-0	0-0-0		0-0-0	NEUTRAL	0-2-0		0-0-0	0-0-0			
8-16-0	0-0-0		0-0-0	CONFERENCE	0-0-0		0-6-0	8-10-0			
2-5-0	0-0-0		0-0-0	HOME	0-0-0		0-3-0	2-2-0			
4-11-0	0-0-0		0-0-0	AWAY	0-0-0		0-3-0	4-8-0			
2-0-0	0-0-0		0-0-0	NEUTRAL	0-0-0		0-0-0	2-0-0			
RPI S	Opponent	Score	RPI S	Opponent	Score	RPI S	Opponent	Score	RPI S	Opponent	Score
			35 A	UNLV	6 16	66 A	Creighton	3 4	109 A	Central Ark.	1 6
						66 A	Creighton	2 6	109 A	Central Ark.	3 4
						66 A	Creighton	6 8	130 A	Sacramento St.	2 8
						87 N	Illinois St.	0 4	130 A	Sacramento St.	5 6
						87 N	Illinois St.	1 5	130 A	Sacramento St.	4 6
									141 H	Grand Canyon	1 3
									141 H	Grand Canyon	0 4
									141 H	Grand Canyon	3 7
									151 A	Saint Louis	2 4
									151 A	Saint Louis	4 12
									151 A	Saint Louis	4 6
									151 A	Saint Louis	0 10
									164 A	Utah Valley	10 4
									164 A	Utah Valley	10 1
									164 A	Utah Valley	5 8
									214 A	Tex.-Pan American	4 13
									214 A	Tex.-Pan American	5 8
									214 A	Tex.-Pan American	1 3
									219 H	Seattle	6 5
									219 H	Seattle	0 7
									219 H	Seattle	9 12
									241 A	South Dakota St.	9 10
									244 A	Bakersfield	1 4
									244 A	Bakersfield	10 11
									244 A	Bakersfield	6 3
									248 A	North Dakota St.	4 3
									248 H	North Dakota St.	3 2
LAST 15 GAMES			130 A	Sacramento St.	5 6	214 A	Tex.-Pan American	4 13	244 A	Bakersfield	10 11
			130 A	Sacramento St.	2 8	214 A	Tex.-Pan American	5 8	244 A	Bakersfield	6 3
			130 A	Sacramento St.	4 6	214 A	Tex.-Pan American	1 3	248 A	North Dakota St.	4 3
			141 H	Grand Canyon	3 7				248 H	North Dakota St.	3 2
			141 H	Grand Canyon	0 4						

Non-Div. I Games:

North Dakota



141	H	Grand Canyon	1	3
248	H	North Dakota St.	3	2

RPI	S	Opponent	Score	
292	A	Chicago St.	2	10
292	A	Chicago St.	7	1
292	A	Chicago St.	5	7
297	H	Northern Colo.	2	1
297	N	Northern Colo.	3	2
297	N	Northern Colo.	3	1

North Dakota

N  
o  
r  
t  
h  
D  
a  
k  
o  
t  
a

N  
o  
r  
t  
h  
D  
a  
k  
o  
t  
a

Average RPI Win: 181		WON-LOST RECORD		WINNING PCT. RANK		LAST 15 GAMES		STRENGTH OF SCHEDULE		OPP. STRENGTH OF SCHEDULE		TEAM RPI		ADJ RPI		CONF. RPI		ADJ CONF. RPI	
DIV. I ONLY		13-40-0		.24528 292		6-9-0		153		223		275		.4296 273		25		25	
DIV. I NON-CONF.		6-22-0		.21429 281		2-3-0		98		194		252		.44559 252		25		24	
TOTALS		RPI 1-25		RPI 26-50		W-L RECORDS		RPI 51-100		RPI 101-150		RPI 150+							
13-40-0		0-0-0		0-5-0		OVERALL		2-5-0		4-8-0		7-22-0							
7-16-0		0-0-0		0-1-0		HOME		1-2-0		2-3-0		4-10-0							
5-23-0		0-0-0		0-4-0		AWAY		1-3-0		2-5-0		2-11-0							
1-1-0		0-0-0		0-0-0		NEUTRAL		0-0-0		0-0-0		1-1-0							
6-22-0		0-0-0		0-5-0		NON-CONFERENCE		1-3-0		3-6-0		2-8-0							
2-6-0		0-0-0		0-1-0		HOME		0-0-0		1-1-0		1-4-0							
3-15-0		0-0-0		0-0-		AWAY		1-3-0		2-5-0		0-3-0							
1-1-0		0-0-0		0-0-0		NEUTRAL		0-0-0		0-0-0		1-1-0							
7-18-0		0-0-0		0-0-0		CONFERENCE		1-2-0		1-2-0		5-14-0							
5-10-0		0-0-0		0-0-0		HOME		1-2-0		1-2-0		3-6-0							
2-8-0		0-0-0		0-0-0		AWAY		0-0-0		0-0-0		2-8-0							
0-0-0		0-0-0		0-0-0		NEUTRAL		0-0-0		0-0-0		0-0-0							
RPI	S	Opponent	Score	RPI	S	Opponent	Score	RPI	S	Opponent	Score	RPI	S	Opponent	Score				
				41	A	Col. of Charleston	3 7	77	A	FGCU	3 7	113	A	Stony Brook	4 5				
				41	A	Col. of Charleston	0 1	77	A	FGCU	1 7	120	H	Sacred Heart	10 9				
				41	A	Col. of Charleston	4 7	77	A	FGCU	6 5	121	H	George Mason	0 7				
				49	A	Bryant	7 11	77	A	FGCU	3 4	121	H	George Mason	7 6				
				49	H	Bryant	3 8	85	H	VCU	2 5	121	H	George Mason	0 5				
								85	H	VCU	2 5	125	H	Hartford	2 4				
								85	H	VCU	3 0	132	A	UConn	12 9				
												132	A	UConn	0 7				
												135	A	Central Conn. St.	1 3				
												142	A	South Fla.	3 4				
												142	A	South Fla.	1 5				
												142	A	South Fla.	16 13				
												151	H	Saint Louis	1 3				
												151	H	Saint Louis	0 4				
												151	H	Saint Louis	2 3				
												158	H	Boston College	3 4				
												158	H	Boston College	2 7				
												179	H	Richmond	6 5				
												179	H	Richmond	4 12				
												179	H	Richmond	3 4				
												191	A	Coastal Caro.	2 6				
												192	A	Citadel	3 4				
												194	H	Northeastern	0 6				
				179	H	Richmond	3 4	268	A	George Washington	6 7	205	N	James Madison	4 8				
				179	H	Richmond	4 12	283	A	St. Bonaventure	7 2	209	A	Charleston So.	4 8				
				179	H	Richmond	6 5	283	A	St. Bonaventure	3 2	216	A	Dayton	0 1				
				132	A	UConn	12 9					216	A	Dayton	3 8				
				132	A	UConn	0 7												

**Non-Div. I Games:**

Rhode Island

268	A	George Washington	3	7
268	A	George Washington	5	6

RPI	S	Opponent	Score	
216	A	Dayton	5	9
218	H	UMass Lowell	4	8
229	N	Marshall	6	5
231	H	Fordham	8	6
231	H	Fordham	0	3
231	H	Fordham	2	0
246	H	Brown	12	7
247	A	La Salle	2	3
268	A	George Washington	5	6
268	A	George Washington	6	7
268	A	George Washington	3	7
283	A	St. Bonaventure	3	2
283	A	St. Bonaventure	3	4
283	A	St. Bonaventure	7	2

Average RPI Win:	222	WON-LOST RECORD	WINNING PCT. RANK	LAST 15 GAMES	STRENGTH OF SCHEDULE	OPP. STRENGTH OF SCHEDULE	TEAM RPI	ADJ RPI	CONF. RPI	ADJ CONF. RPI		
DIV. I ONLY		12-33-0	.26667	286	5-10-0	201	290	277	.42895	274	23	23
DIV. I NON-CONF.		5-16-0	.2381	275	2-4-0	202	299	269	.43531	268	23	23
<hr/>												
TOTALS	RPI 1-25	RPI 26-50		W-L RECORDS		RPI 51-100		RPI 101-150		RPI 150+		
12-33-0	0-0-0	0-3-0		OVERALL		1-0-0		0-13-0		11-17-0		
4-9-0	0-0-0	0-0-0		HOME		0-0-0		0-3-0		4-6-0		
7-21-0	0-0-0	0-3-0		AWAY		1-0-0		0-8-0		6-9-0		
1-3-0	0-0-0	0-0-0		NEUTRAL		0-0-0		0-2-0		1-1-0		
5-16-0	0-0-0	0-3-0		NON-CONFERENCE		1-0-0		0-4-0		4-9-0		
0-1-0	0-0-0	0-0-0		HOME		0-0-0		0-0-0		0-1-0		
4-12-0	0-0-0	0-0-		AWAY		1-0-0		0-2-0		3-7-0		
1-3-0	0-0-0	0-0-0		NEUTRAL		0-0-0		0-2-0		1-1-0		
7-17-0	0-0-0	0-0-0		CONFERENCE		0-0-0		0-9-0		7-8-0		
4-8-0	0-0-0	0-0-0		HOME		0-0-0		0-3-0		4-5-0		
3-9-0	0-0-0	0-0-0		AWAY		0-0-0		0-6-0		3-3-0		
0-0-0	0-0-0	0-0-0		NEUTRAL		0-0-0		0-0-0		0-0-0		
RPI	S	Opponent	Score	RPI	S	Opponent	Score	RPI	S	Opponent	Score	
49	A	Bryant	3 13	49	A	Bryant	0 6	107	A	St. John's (NY)	5 8	
49	A	Bryant	4 14	49	A	Bryant		113	A	Stony Brook	3 7	
								113	A	Stony Brook	0 7	
								113	A	Stony Brook	2 6	
								113	H	Stony Brook	7 12	
								113	H	Stony Brook	3 6	
								113	H	Stony Brook	2 13	
								125	A	Hartford	9 12	
								125	A	Hartford	0 3	
								125	A	Hartford	2 3	
								135	A	Central Conn. St.	4 6	
								136	N	Towson	2 8	
								148	N	Army	1 16	
								152	H	Binghamton	5 4	
								152	H	Binghamton	5 2	
								152	H	Binghamton	3 7	
								173	A	Hawaii	6 12	
								173	A	Hawaii	7 9	
								173	A	Hawaii	2 5	
								173	A	Hawaii	0 9	
								218	H	UMass Lowell	8 7	
								218	H	UMass Lowell	4 11	
								218	H	UMass Lowell	3 2	
								231	A	Fordham	2 8	
								237	A	Maine	4 9	
								237	A	Maine	0 7	
								237	A	Maine	6 4	
LAST 15 GAMES												
152	H	Binghamton	3 7	293	A	NJIT	4 5	218	H	UMass Lowell	3 2	
152	H	Binghamton	5 2	293	A	NJIT	9 5	231	A	Fordham	2 8	
152	H	Binghamton	5 4	293	A	NJIT	11 1	237	A	Maine	4 9	
237	A	Maine	0 7					237	A	Maine	0 7	
237	A	Maine	4 9					237	A	Maine	6 4	

**Non-Div. I Games:**

Albany (NY)

237	A	Maine	6	4
107	A	St. John's (NY)	5	8

RPI	S	Opponent	Score	
252	A	UMBC	2	3
252	A	UMBC	9	7
252	A	UMBC	6	4
252	H	UMBC	5	9
252	H	UMBC	2	4
252	H	UMBC	6	10
267	A	Marist	7	6
267	N	Marist	4	7
267	N	Marist	3	0
276	H	Manhattan	7	9
293	A	NJIT	4	5
293	A	NJIT	11	1
293	A	NJIT	4	5
293	A	NJIT	9	5

A  
l  
b  
a  
n  
y  
(  
N  
Y  
)

A  
l  
b  
a  
n  
y  
(  
N  
Y  
)

Average RPI Win: 200		WON-LOST	WINNING	LAST 15	STRENGTH OF		OPP. STRENGTH	TEAM	ADJ		CONF.	ADJ CONF.
Average RPI Loss: 158		RECORD	PCT. RANK	GAMES	SCHEDULE		OF SCHEDULE	RPI	RPI		RPI	RPI
DIV. I ONLY		11-28-0	.28205	283	5-10-0		232	226	278		.42794	275
DIV. I NON-CONF.		6-13-0	.31579	254	1-0-0		116	233	219		.46737	218
TOTALS		RPI 1-25	RPI 26-50		W-L RECORDS		RPI 51-100		RPI 101-150		RPI 150+	
11-28-0		0-0-0	0-2-0		OVERALL		1-6-0		1-5-0		9-15-0	
3-8-0		0-0-0	0-2-0		HOME		0-0-0		0-2-0		3-4-0	
4-14-0		0-0-0	0-0-0		AWAY		0-4-0		0-0-0		4-10-0	
4-6-0		0-0-0	0-0-0		NEUTRAL		1-2-0		1-3-0		2-1-0	
6-13-0		0-0-0	0-0-0		NON-CONFERENCE		1-6-0		1-3-0		4-4-0	
1-0-0		0-0-0	0-0-0		HOME		0-0-0		0-0-0		1-0-0	
1-7-0		0-0-0	0-0-		AWAY		0-4-0		0-0-0		1-3-0	
4-6-0		0-0-0	0-0-0		NEUTRAL		1-2-0		1-3-0		2-1-0	
5-15-0		0-0-0	0-2-0		CONFERENCE		0-0-0		0-2-0		5-11-0	
2-8-0		0-0-0	0-2-0		HOME		0-0-0		0-2-0		2-4-0	
3-7-0		0-0-0	0-0-0		AWAY		0-0-0		0-0-0		3-7-0	
0-0-0		0-0-0	0-0-0		NEUTRAL		0-0-0		0-0-0		0-0-0	
RPI S	Opponent	Score	RPI S	Opponent	Score	RPI S	Opponent	Score	RPI S	Opponent	Score	
			42 H	Columbia	6 12	95 A	Oral Roberts	4 6	132 N	UConn	4 9	
			42 H	Columbia	3 8	95 A	Oral Roberts	3 4	137 H	Penn	3 7	
						95 A	Oral Roberts	5 6	137 H	Penn	6 9	
						95 A	Oral Roberts	3 5	148 N	Army	4 6	
						100 N	Michigan St.	0 1	148 N	Army	5 1	
						100 N	Michigan St.	0 4	148 N	Army	2 3	
						100 N	Michigan St.	7 3	158 H	Boston College	6 5	
									160 A	Lamar	3 10	
									160 A	Lamar	3 4	
									160 A	Lamar	4 0	
									160 A	Lamar	2 3	
									175 A	Dartmouth	2 4	
									175 A	Dartmouth	1 3	
									175 H	Dartmouth	3 5	
									175 H	Dartmouth	0 9	
									211 A	Cornell	6 5	
									211 A	Cornell	2 6	
									222 A	Princeton	2 6	
									222 A	Princeton	4 3	
									225 N	Massachusetts	3 0	
									235 A	Yale	0 1	
									235 A	Yale	6 7	
									235 A	Yale	2 8	
									235 A	Yale	6 2	
									246 H	Brown	13 3	
									246 H	Brown	0 1	
									246 H	Brown	10 8	
LAST 15 GAMES												
			175 H	Dartmouth	0 9	235 A	Yale	2 8				
			175 H	Dartmouth	3 5	235 A	Yale	6 2				
			175 A	Dartmouth	2 4	222 A	Princeton	2 6				
			175 A	Dartmouth	1 3							
			225 N	Massachusetts	3 0							

Non-Div. I Games:

Harvard

235	A	Yale	0	1
235	A	Yale	6	7

RPI	S	Opponent	Score	
246	H	Brown	4	5
248	N	North Dakota St.	2	1
248	N	North Dakota St.	2	15

Harvard

H  
a  
r  
v  
a  
r  
d

H  
a  
r  
v  
a  
r  
d

Average RPI Win:	246	WON-LOST RECORD	WINNING PCT. RANK	LAST 15 GAMES	STRENGTH OF SCHEDULE	OPP. STRENGTH OF SCHEDULE	TEAM RPI	ADJ RPI	CONF. RPI	ADJ CONF. RPI	
Average RPI Loss:	164										
DIV. I ONLY	17-33-0	.34	257	9-6-0	265	271	279	.42764	276	29	29
DIV. I NON-CONF.	6-18-0	.25	270	2-2-0	173	257	263	.43908	263	27	27
<hr/>											
TOTALS	RPI 1-25	RPI 26-50		W-L RECORDS		RPI 51-100		RPI 101-150		RPI 150+	
17-33-0	0-1-0	0-0-0		OVERALL		0-10-0		0-5-0		17-17-0	
10-5-0	0-0-0	0-0-0		HOME		0-0-0		0-0-0		10-5-0	
5-22-0	0-0-0	0-0-0		AWAY		0-9-0		0-4-0		5-9-0	
2-6-0	0-1-0	0-0-0		NEUTRAL		0-1-0		0-1-0		2-3-0	
<hr/>											
6-18-0	0-1-0	0-0-0		NON-CONFERENCE		0-7-0		0-4-0		6-6-0	
2-1-0	0-0-0	0-0-0		HOME		0-0-0		0-0-0		2-1-0	
2-13-0	0-0-0	0-0-		AWAY		0-6-0		0-4-0		2-3-0	
2-4-0	0-1-0	0-0-0		NEUTRAL		0-1-0		0-0-0		2-2-0	
<hr/>											
11-15-0	0-0-0	0-0-0		CONFERENCE		0-3-0		0-1-0		11-11-0	
8-4-0	0-0-0	0-0-0		HOME		0-0-0		0-0-0		8-4-0	
3-9-0	0-0-0	0-0-0		AWAY		0-3-0		0-0-0		3-6-0	
0-2-0	0-0-0	0-0-0		NEUTRAL		0-0-0		0-1-0		0-1-0	
<hr/>											
RPI	S	Opponent	Score	RPI	S	Opponent	Score	RPI	S	Opponent	Score
19	N	Oklahoma St.	7 10					63	A	Campbell	4 7
								63	A	Campbell	2 12
								68	A	Canisius	0 10
								68	A	Canisius	3 4
								68	A	Canisius	6 10
								77	A	FGCU	2 5
								77	A	FGCU	3 13
								77	A	FGCU	1 3
								77	A	FGCU	2 3
								82	N	Oklahoma	0 9
				</							

Non-Div. I Games:

Manhattan



257	A	Villanova	6	4
257	A	Villanova	2	3

RPI	S	Opponent	Score	
274	A	Albany (NY)	9	7
284	H	Iona	6	10
284	H	Iona	2	4
284	H	Iona	3	2
285	A	Rider	3	2
285	A	Rider	0	7
285	A	Rider	9	8
288	H	Saint Peter's	2	0
288	H	Saint Peter's	5	3
288	H	Saint Peter's	5	2
302	H	NYIT	0	13
302	N	NYIT	2	0

Average RPI Win:	210	WON-LOST RECORD	WINNING PCT. RANK	LAST 15 GAMES		STRENGTH OF SCHEDULE	OPP. STRENGTH OF SCHEDULE	TEAM RPI	ADJ RPI	CONF. RPI	ADJ CONF. RPI		
DIV. I ONLY		17-32-0	.34694	253	5-10-0	255	252	280	.42735	277	30	30	
DIV. I NON-CONF.		8-17-0	.32	252	2-4-0	158	180	253	.445	253	31	30	
<hr/>													
TOTALS	RPI 1-25	RPI 26-50		W-L RECORDS		RPI 51-100		RPI 101-150		RPI 150+			
17-32-0	0-0-0	0-3-0		OVERALL		2-5-0		1-3-0		14-21-0			
11-13-0	0-0-0	0-2-0		HOME		1-1-0		1-0-0		9-10-0			
6-18-0	0-0-0	0-1-0		AWAY		1-4-0		0-3-0		5-10-0			
0-1-0	0-0-0	0-0-0		NEUTRAL		0-0-0		0-0-0		0-1-0			
8-17-0	0-0-0	0-3-0		NON-CONFERENCE		2-5-0		1-3-0		5-6-0			
7-5-0	0-0-0	0-2-0		HOME		1-1-0		1-0-0		5-2-0			
1-11-0	0-0-0	0-0-		AWAY		1-4-0		0-3-0		0-3-0			
0-1-0	0-0-0	0-0-0		NEUTRAL		0-0-0		0-0-0		0-1-0			
9-15-0	0-0-0	0-0-0		CONFERENCE		0-0-0		0-0-0		9-15-0			
4-8-0	0-0-0	0-0-0		HOME		0-0-0		0-0-0		4-8-0			
5-7-0	0-0-0	0-0-0		AWAY		0-0-0		0-0-0		5-7-0			
0-0-0	0-0-0	0-0-0		NEUTRAL		0-0-0		0-0-0		0-0-0			
RPI	S	Opponent	Score	RPI	S	Opponent	Score	RPI	S	Opponent	Score		
				45	A	North Carolina	0 10	59	A	North Carolina St.	4 17		
				49	H	Bryant	0 1	59	A	North Carolina St.	0 15		
				49	H	Bryant	0 4	62	A	High Point	7 6		
								62	H	High Point	3 25		
								63	A	Campbell	1 4		
								98	A	Radford	1 15		
								98	H	Radford	8 6		
										101	A	Davidson	4 7
										101	A	Davidson	1 3
										144	A	Elon	2 10
										144	H	Elon	5 3
										197	A	Bethune-Cookman	5 1
										197	A	Bethune-Cookman	12 8
										197	A	Bethune-Cookman	3 5
										197	H	Bethune-Cookman	1 3
										197	H	Bethune-Cookman	4 3
										197	H	Bethune-Cookman	5 4
										199	A	Winthrop	2 8
										199	H	Winthrop	4 1
										208	A	UNC Greensboro	7 8
										208	A	UNC Greensboro	8 13
										217	A	Florida A&M	7 3
										217	A	Florida A&M	3 4
										217	A	Florida A&M	0 1
										217	H	Florida A&M	2 5
										217	H	Florida A&M	7 11
										217	H	Florida A&M	2 4
										225	N	Massachusetts	0 15
										229	H	Marshall	2 1
										229	H	Marshall	2 6
										229	H	Marshall	8 7
										253	A	Savannah St.	4 3
										253	A	Savannah St.	15 1
										253	A	Savannah St.	0 10
				LAST 15 GAMES									
				199	H	Winthrop	4 1	253	H	Savannah St.	1 2		
				217	A	Florida A&M	3 4	62	H	High Point	3 25		
				217	A	Florida A&M	7 3	98	A	Radford	1 15		
				217	A	Florida A&M	0 1						
				63	A	Campbell	1 4						

**Non-Div. I Games:**

N.C. A&T

253 H Savannah St.	11	13
253 H Savannah St.	7	17

RPI	S	Opponent	Score	
253	H	Savannah St.	1	2
253	H	Savannah St.	11	13
253	H	Savannah St.	7	17
267	H	Marist	7	6
267	H	Marist	10	14
267	H	Marist	3	0
286	A	N.C. Central	3	5
286	A	N.C. Central	0	4
286	A	N.C. Central	3	12
286	H	N.C. Central	3	9
286	H	N.C. Central	5	1
286	H	N.C. Central	6	5

N  
.  
C  
.  
A  
&  
T

N  
.  
C  
.  
A  
&  
T

Average RPI Win:		213	WON-LOST RECORD		WINNING PCT. RANK		LAST 15 GAMES		STRENGTH OF SCHEDULE		OPP. STRENGTH OF SCHEDULE		TEAM RPI		ADJ RPI		CONF. RPI		ADJ CONF. RPI				
DIV. I ONLY			10-38-0		.20833 298		0-14-0		127		173		281		.42599 278		17		18				
DIV. I NON-CONF.			8-10-0		.44444 188		0-0-0		172		181		220		.46672 219		16		17				
TOTALS		RPI 1-25		RPI 26-50		W-L RECORDS		RPI 51-100		RPI 101-150		RPI 150+											
10-38-0		1-2-0		0-6-0		OVERALL		0-4-0		1-15-0		8-11-0											
5-22-0		0-1-0		0-6-0		HOME		0-3-0		1-10-0		4-2-0											
4-16-0		1-1-0		0-0-0		AWAY		0-1-0		0-5-0		3-9-0											
1-0-0		0-0-0		0-0-0		NEUTRAL		0-0-0		0-0-0		1-0-0											
8-10-0		1-2-0		0-3-0		NON-CONFERENCE		0-1-0		1-0-0		6-4-0											
5-7-0		0-1-0		0-3-0		HOME		0-1-0		1-0-0		4-2-0											
2-3-0		1-1-0		0-0-		AWAY		0-0-0		0-0-0		1-2-0											
1-0-0		0-0-0		0-0-0		NEUTRAL		0-0-0		0-0-0		1-0-0											
2-28-0		0-0-0		0-3-0		CONFERENCE		0-3-0		0-15-0		2-7-0											
0-15-0		0-0-0		0-3-0		HOME		0-2-0		0-10-0		0-0-0											
2-13-0		0-0-0		0-0-0		AWAY		0-1-0		0-5-0		2-7-0											
0-0-0		0-0-0		0-0-0		NEUTRAL		0-0-0		0-0-0		0-0-0											
RPI	S	Opponent		Score		RPI	S	Opponent		Score		RPI	S	Opponent		Score		RPI	S	Opponent		Score	
6	A	La.-Lafayette		8	7	32	H	Indiana St.		7	8	64	H	Southern Miss.		7	9	109	H	Central Ark.		0	14
11	A	LSU		0	2	32	H	Indiana St.		3	10	67	A	Southeastern La.		1	2	109	H	Central Ark.		3	4
11	H	LSU		4	7	32	H	Indiana St.		4	11	67	H	Southeastern La.		3	5	109	H	Central Ark.		8	11
						34	H	Sam Houston St.		3	6	67	H	Southeastern La.		3	10	114	H	A&M-Corpus Christi		2	3
						34	H	Sam Houston St.		2	7							114	H	A&M-Corpus Christi		0	1
						34	H	Sam Houston St.		4	14							114	H	A&M-Corpus Christi		2	3
																		117	A	Northwestern St.		5	6
																		117	A	Northwestern St.		3	4
																		117	A	Northwestern St.		2	4
																		133	A	Nicholls St.		4	7
																		133	A	Nicholls St.		3	4
																		133	H	Nicholls St.		5	8
																		138	H	McNeese St.		8	10
																		138	H	McNeese St.		6	8
																		138	H	McNeese St.		3	5
																		146	H	Tulane		7	3
																		153	H	South Ala.		4	3
																		153	H	South Ala.		0	5
																		160	A	Lamar		4	10
																		160	A	Lamar		1	6
																		160	A	Lamar		1	9
																		193	A	Troy		5	3
																		193	A	Troy		1	3
																		193	A	Troy		2	3
																		201	A	Houston Baptist		2	9
																		201	A	Houston Baptist		1	6
																		201	A	Houston Baptist		2	1
LAST 15 GAMES																							
						109	H	Central Ark.		3	4	138	H	McNeese St.		8	10	193	A	Troy		1	3
						109	H	Central Ark.		8	11	138	H	McNeese St.		3	5	193	A	Troy		2	3
						109	H	Central Ark.		0	14	133	A	Nicholls St.		3	4	201	A	Houston Baptist		2	9
						117	A	Northwestern St.		2	4							201	A	Houston Baptist		1	6
						117	A	Northwestern St.		5	6							201	A	Houston Baptist		2	1

Non-Div. I Games: Loyola (LA) 4 1

New Orleans

## New Orleans

New Orleans

New Orleans

New Orleans

Average RPI Win: 215		WON-LOST RECORD	WINNING PCT. RANK		LAST 15 GAMES	STRENGTH OF SCHEDULE	OPP. STRENGTH OF SCHEDULE	TEAM RPI	ADJ RPI		CONF. RPI	ADJ CONF. RPI
Average RPI Loss: 187												
DIV. I ONLY		17-36-0	.32075	266	4-11-0	253	283	282	.42515	279	26	26
DIV. I NON-CONF.		6-19-0	.24	274	0-3-0	223	264	276	.42532	275	24	25
TOTALS		RPI 1-25	RPI 26-50		W-L RECORDS	RPI 51-100		RPI 101-150		RPI 150+		
17-36-0	0-0-0		0-0-0		OVERALL	1-9-0		2-2-0		14-25-0		
7-11-0	0-0-0		0-0-0		HOME	0-3-0		0-0-0		7-8-0		
8-19-0	0-0-0		0-0-0		AWAY	0-3-0		1-2-0		7-14-0		
2-6-0	0-0-0		0-0-0		NEUTRAL	1-3-0		1-0-0		0-3-0		
6-19-0	0-0-0		0-0-0		NON-CONFERENCE	1-9-0		2-2-0		3-8-0		
1-3-0	0-0-0		0-0-0		HOME	0-3-0		0-0-0		1-0-0		
3-12-0	0-0-0		0-0-		AWAY	0-3-0		1-2-0		2-7-0		
2-4-0	0-0-0		0-0-0		NEUTRAL	1-3-0		1-0-0		0-1-0		
11-17-0	0-0-0		0-0-0		CONFERENCE	0-0-0		0-0-0		11-17-0		
6-8-0	0-0-0		0-0-0		HOME	0-0-0		0-0-0		6-8-0		
5-7-0	0-0-0		0-0-0		AWAY	0-0-0		0-0-0		5-7-0		
0-2-0	0-0-0		0-0-0		NEUTRAL	0-0-0		0-0-0		0-2-0		
RPI S	Opponent	Score	RPI S	Opponent	Score	RPI S	Opponent	Score	RPI S	Opponent	Score	
						60 N	Ball St.	11 3	139 N	Missouri	11 8	
						60 N	Ball St.	2 15	149 A	Eastern Ill.	5 10	
						60 N	Ball St.	2 9	149 A	Eastern Ill.	8 15	
						60 N	Ball St.	1 3	149 A	Eastern Ill.	14 3	
						72 A	Southeast Mo. St.	4 6	156 A	UALR	1 3	
						72 A	Southeast Mo. St.	6 7	177 A	Omaha	3 6	
						72 A	Southeast Mo. St.	0 18	177 A	Omaha	5 3	
						72 H	Southeast Mo. St.	6 8	177 A	Omaha	6 13	
						72 H	Southeast Mo. St.	3 6	177 A	Omaha	5 8	
						72 H	Southeast Mo. St.	7 9	177 A	Omaha	10 6	
									177 A	Omaha	4 3	
									206 A	Purdue	1 7	
									234 A	Western Ill.	2 3	
									234 A	Western Ill.	2 9	
									234 A	Western Ill.	7 6	
									234 A	Western Ill.	4 5	
									234 H	Western Ill.	0 3	
									234 H	Western Ill.	14 21	
									234 H	Western Ill.	9 8	
									234 H	Western Ill.	9 11	
									234 N	Western Ill.	7 8	
					LAST 15 GAMES				241 A	South Dakota St.	1 2	
			241 N	South Dakota St.	3 6	177 A	Omaha	5 3	241 A	South Dakota St.	9 5	
			234 N	Western Ill.	7 8	177 A	Omaha	3 6	241 H	South Dakota St.	2 3	
			72 H	Southeast Mo. St.	6 8	248 H	North Dakota St.	8 4	241 H	South Dakota St.	12 2	
			72 H	Southeast Mo. St.	7 9				241 H	South Dakota St.	0 3	
			72 H	Southeast Mo. St.	3 6				241 H	South Dakota St.	1 11	

Non-Div. I Games: Holy Cross (IN) 17 5 Holy Cross (IN) 13 0

IPFW

IPFW

177	A	Omaha	6	13
177	A	Omaha	5	8

Through Games Of 6-25-14 (FINAL)

RPI	S	Opponent	Score	
241	N	South Dakota St.	3	6
248	H	North Dakota St.	11	10
248	H	North Dakota St.	8	4
248	H	North Dakota St.	0	12
248	H	North Dakota St.	10	11
248	H	North Dakota St.	3	2
248	H	North Dakota St.	8	2
249	A	Butler	4	6
249	A	Butler	9	10
249	A	Butler	3	9
249	H	Butler	10	8
254	N	Ill.-Chicago	6	14
289	A	Alabama A&M	10	5
289	A	Alabama A&M	4	11
289	A	Alabama A&M	5	2
289	A	Alabama A&M	1	5

IPFW

I  
P  
F  
W

I  
P  
F  
W

Average RPI Win: 282		WON-LOST	WINNING	LAST 15	STRENGTH OF		OPP. STRENGTH	TEAM	ADJ	CONF.	ADJ CONF.
Average RPI Loss: 168		RECORD	PCT. RANK	GAMES	SCHEDULE		OF SCHEDULE	RPI	RPI	RPI	RPI
DIV. I ONLY		20-26-0	.43478	201	298		278	276	.42496	280	31
DIV. I NON-CONF.		2-17-0	.10526	297	177		6	292	.39741	293	30
TOTALS		RPI 1-25	RPI 26-50		W-L RECORDS		RPI 51-100		RPI 101-150		RPI 150+
20-26-0	0-3-0	0-0-0		OVERALL		0-4-0		0-6-0		20-13-0	
9-8-0	0-0-0	0-0-0		HOME		0-0-0		0-1-0		9-7-0	
11-14-0	0-3-0	0-0-0		AWAY		0-3-0		0-5-0		11-3-0	
0-4-0	0-0-0	0-0-0		NEUTRAL		0-1-0		0-0-0		0-3-0	
2-17-0	0-3-0	0-0-0		NON-CONFERENCE		0-4-0		0-6-0		2-4-0	
2-3-0	0-0-0	0-0-0		HOME		0-0-0		0-1-0		2-2-0	
0-12-0	0-3-0	0-0-0		AWAY		0-3-0		0-5-0		0-1-0	
0-2-0	0-0-0	0-0-0		NEUTRAL		0-1-0		0-0-0		0-1-0	
18-9-0	0-0-0	0-0-0		CONFERENCE		0-0-0		0-0-0		18-9-0	
7-5-0	0-0-0	0-0-0		HOME		0-0-0		0-0-0		7-5-0	
11-2-0	0-0-0	0-0-0		AWAY		0-0-0		0-0-0		11-2-0	
0-2-0	0-0-0	0-0-0		NEUTRAL		0-0-0		0-0-0		0-2-0	
RPI S	Opponent	Score		RPI S	Opponent	Score		RPI S	Opponent	Score	
4 A	Ole Miss	1	11					109 A	Central Ark.	12	18
12 A	Texas Tech	1	5					109 H	Central Ark.	1	13
12 A	Texas Tech	0	2					146 A	Tulane	1	3
								146 A	Tulane	4	11
								146 A	Tulane	0	7
								146 A	Tulane	2	3
								156 A	UALR	3	9
								156 H	UALR	6	5
								159 H	Pittsburgh	2	3
								159 H	Pittsburgh	2	4
								159 H	Pittsburgh	5	0
								187 N	East Tenn. St.	3	7
								251 N	Jackson St.	1	7
								282 A	Texas Southern	4	10
								282 A	Texas Southern	7	1
								282 A	Texas Southern	12	7
								282 H	Texas Southern	2	5
								282 H	Texas Southern	9	2
								282 H	Texas Southern	8	9
								291 A	Alcorn	7	3
								291 H	Alcorn	17	3
								296 A	Prairie View	1	5
								296 A	Prairie View	6	3
								296 A	Prairie View	3	2
								296 H	Prairie View	3	0
								296 H	Prairie View	4	5
								296 N	Prairie View	9	12
Non-Div. I Games:				West Ala.				0			
				Jarvis Christian				6			
				Jarvis Christian				West Ala.			
				Ark.-Pine Bluff				0			



291	H	Alcorn	17	3
159	H	Pittsburgh	5	0

RPI	S	Opponent	Score	
299	A	Grambling	6	5
299	A	Grambling	7	5
299	A	Grambling	8	5
299	H	Grambling	1	6
299	H	Grambling	5	2
299	H	Grambling	3	2
301	A	Southern U.	9	2
301	A	Southern U.	5	2
301	A	Southern U.	8	6
301	H	Southern U.	17	16
301	H	Southern U.	3	4
301	H	Southern U.	16	7

Ark.-Pine Bluff

A  
r  
k  
.  
-  
P  
i  
n  
e  
B  
l  
u  
f  
f

A  
r  
k  
.  
-  
P  
i  
n  
e  
B  
l  
u  
f  
f

Average RPI Win: 239		WON-LOST RECORD		WINNING PCT. RANK		LAST 15 GAMES		STRENGTH OF SCHEDULE		OPP. STRENGTH OF SCHEDULE		TEAM RPI		ADJ RPI		CONF. RPI		ADJ CONF. RPI	
DIV. I ONLY		18-28-0		.3913 233		5-9-0		296		273		283		.4206 281		28		28	
DIV. I NON-CONF.		6-12-0		.33333 239		1-1-0		294		269		285		.41757 286		26		26	
TOTALS		RPI 1-25		RPI 26-50		W-L RECORDS		RPI 51-100		RPI 101-150		RPI 150+							
18-28-0		0-0-0		0-1-0		OVERALL		0-1-0		1-8-0		17-18-0							
9-5-0		0-0-0		0-0-0		HOME		0-0-0		1-2-0		8-3-0							
4-18-0		0-0-0		0-0-0		AWAY		0-0-0		0-5-0		4-13-0							
5-5-0		0-0-0		0-1-0		NEUTRAL		0-1-0		0-1-0		5-2-0							
6-12-0		0-0-0		0-1-0		NON-CONFERENCE		0-1-0		0-2-0		6-8-0							
1-1-0		0-0-0		0-0-0		HOME		0-0-0		0-0-0		1-1-0							
2-8-0		0-0-0		0-0-		AWAY		0-0-0		0-2-0		2-6-0							
3-3-0		0-0-0		0-1-0		NEUTRAL		0-1-0		0-0-0		3-1-0							
12-16-0		0-0-0		0-0-0		CONFERENCE		0-0-0		1-6-0		11-10-0							
8-4-0		0-0-0		0-0-0		HOME		0-0-0		1-2-0		7-2-0							
2-10-0		0-0-0		0-0-0		AWAY		0-0-0		0-3-0		2-7-0							
2-2-0		0-0-0		0-0-0		NEUTRAL		0-0-0		0-1-0		2-1-0							
RPI S	Opponent	Score		RPI S	Opponent	Score		RPI S	Opponent	Score		RPI S	Opponent	Score					
				44 N	Kansas	8	9	60 N	Ball St.	1	3	124 A	Wright St.	6	11				
												124 A	Wright St.	4	5				
												124 A	Wright St.	5	6				
												124 H	Wright St.	6	13				
												124 H	Wright St.	4	1				
												124 H	Wright St.	2	4				
												124 N	Wright St.	3	4				
												139 A	Missouri	5	7				
												139 A	Missouri	3	4				
												172 N	Akron	10	4				
												172 N	Akron	5	13				
												177 N	Omaha	5	4				
												210 H	Valparaiso	5	0				
												210 H	Valparaiso	3	0				
												210 H	Valparaiso	0	4				
												220 A	Northern Ill.	2	3				
												220 A	Northern Ill.	3	2				
												236 A	Austin Peay	7	12				
												236 A	Austin Peay	4	5				
												244 A	Bakersfield	3	9				
												244 A	Bakersfield	4	8				
												244 A	Bakersfield	3	8				
												254 A	Ill.-Chicago	7	15				
												254 A	Ill.-Chicago	10	8				
												254 A	Ill.-Chicago	3	5				
												254 A	Ill.-Chicago	2	8				
												254 A	Ill.-Chicago	1	4				
Non-Div. I Games:		Wis.-Parkside		13 3		Edgewood		4 1		Wis. Lutheran		1 3		MSOE		13 1		Milwaukee	

Milwaukee

124 H Wright St.	2	4
124 H Wright St.	6	13

Through Games Of 6-25-14 (FINAL)

RPI	S	Opponent	Score	
254	A	Ill.-Chicago	4	10
254	N	Ill.-Chicago	12	4
259	A	Oakland	6	9
259	A	Oakland	14	6
259	A	Oakland	1	8
259	H	Oakland	4	3
259	H	Oakland	8	2
259	H	Oakland	4	3
259	N	Oakland	4	2
261	H	Youngstown St.	13	3
261	H	Youngstown St.	2	5
261	H	Youngstown St.	7	5
261	N	Youngstown St.	5	11
283	N	St. Bonaventure	14	3
292	A	Chicago St.	12	8
292	H	Chicago St.	6	9
292	H	Chicago St.	7	5

Milwaukee

M  
i  
l  
w  
a  
u  
k  
e  
e

M  
i  
l  
w  
a  
u  
k  
e  
e

Average RPI Win: 277		WON-LOST RECORD		WINNING PCT. RANK		LAST 15 GAMES		STRENGTH OF SCHEDULE		OPP. STRENGTH OF SCHEDULE		TEAM RPI		ADJ RPI		CONF. RPI		ADJ CONF. RPI				
DIV. I ONLY		17-26-0		.39535 229		5-8-0		288		295		268		.41803 282		31		31				
DIV. I NON-CONF.		4-13-0		.23529 278		1-1-0		56		72		198		.46209 225		30		31				
TOTALS		RPI 1-25		RPI 26-50		W-L RECORDS		RPI 51-100		RPI 101-150		RPI 150+										
17-26-0		0-5-0		0-2-0		OVERALL		0-1-0		0-1-0		17-17-0										
6-4-0		0-0-0		0-0-0		HOME		0-0-0		0-0-0		6-4-0										
10-16-0		0-5-0		0-2-0		AWAY		0-1-0		0-0-0		10-8-0										
1-6-0		0-0-0		0-0-0		NEUTRAL		0-0-0		0-1-0		1-5-0										
4-13-0		0-5-0		0-2-0		NON-CONFERENCE		0-1-0		0-1-0		4-4-0										
0-1-0		0-0-0		0-0-0		HOME		0-0-0		0-0-0		0-1-0										
3-9-0		0-5-0		0-0-		AWAY		0-1-0		0-0-0		3-1-0										
1-3-0		0-0-0		0-0-0		NEUTRAL		0-0-0		0-1-0		1-2-0										
13-13-0		0-0-0		0-0-0		CONFERENCE		0-0-0		0-0-0		13-13-0										
6-3-0		0-0-0		0-0-0		HOME		0-0-0		0-0-0		6-3-0										
7-7-0		0-0-0		0-0-0		AWAY		0-0-0		0-0-0		7-7-0										
0-3-0		0-0-0		0-0-0		NEUTRAL		0-0-0		0-0-0		0-3-0										
RPI	S	Opponent		Score		RPI	S	Opponent		Score		RPI	S	Opponent		Score						
5	A	Houston		0	1	31	A	Texas A&M		0	6	75	A	Baylor		0	1	145	N	Virginia Tech	2	8
6	A	La.-Lafayette		4	5	37	A	Dallas Baptist		3	6					160	A	Lamar	8	4		
6	A	La.-Lafayette		0	13											200	N	Toledo	0	1		
6	A	La.-Lafayette		2	7											201	A	Houston Baptist	4	2		
11	A	LSU		1	4											201	H	Houston Baptist	1	3		
																241	N	South Dakota St.	1	0		
																241	N	South Dakota St.	1	11		
																251	A	Jackson St.	2	4		
																251	A	Jackson St.	2	3		
																278	A	New Orleans	3	4		
																278	A	New Orleans	3	1		
																280	A	Ark.-Pine Bluff	5	2		
																280	A	Ark.-Pine Bluff	9	8		
																280	A	Ark.-Pine Bluff	2	9		
																280	H	Ark.-Pine Bluff	10	4		
																280	H	Ark.-Pine Bluff	1	7		
																280	H	Ark.-Pine Bluff	7	12		
																291	N	Alcorn	4	5		
																296	A	Prairie View	0	9		
																296	A	Prairie View	6	1		
																296	A	Prairie View	4	7		
								LAST 15 GAMES								296	H	Prairie View	7	4		
								299 N Grambling		8	14	296	A	Prairie View	4	7	296	H	Prairie View	6	1	
								291 N Alcorn		4	5	296	A	Prairie View	0	9	296	H	Prairie View	9	1	
								280 H Ark.-Pine Bluff		10	4	301	A	Southern U.	6	1	299	A	Grambling	10	0	
								280 H Ark.-Pine Bluff		7	12					299	A	Grambling	7	6		
								280 H Ark.-Pine Bluff		1	7					299	A	Grambling	5	7		
Non-Div. I Games:		Houston-Victoria		4	5	Houston-Tillotson		9	4	Houston-Victoria		6	0	Arlington Baptist		1	4					
		Wiley		3	2	Houston-Tillotson		8	2	Arlington Baptist		0	4	Wiley		5	3	Texas Southern				

Texas Southern  
Non-Div. I Games: Arlington Baptist

12	3		
201	A	Houston Baptist	4 2
296	A	Prairie View	6 1

Through Games Of 6-25-14 (FINAL)

RPI	S	Opponent	Score	
299	H	Grambling	5	4
299	H	Grambling	1	3
299	H	Grambling	6	3
299	N	Grambling	8	14
301	A	Southern U.	6	1
301	A	Southern U.	2	1
301	A	Southern U.	5	8
301	N	Southern U.	5	9

Texas Southern

Average RPI Win: 232		WON-LOST RECORD		WINNING PCT. RANK		LAST 15 GAMES		STRENGTH OF SCHEDULE		OPP. STRENGTH OF SCHEDULE		TEAM RPI		ADJ RPI		CONF. RPI		ADJ CONF. RPI	
DIV. I ONLY		12-30-0		.28571 281		4-11-0		249		272		284		.41748 283		25		25	
DIV. I NON-CONF.		6-13-0		.31579 254		0-1-0		286		292		290		.40781 290		25		24	
TOTALS		RPI 1-25		RPI 26-50		W-L RECORDS		RPI 51-100		RPI 101-150		RPI 150+							
12-30-0		0-0-0		0-1-0		OVERALL		0-5-0		1-4-0		11-20-0							
4-12-0		0-0-0		0-0-0		HOME		0-0-0		0-0-0		4-12-0							
7-10-0		0-0-0		0-0-0		AWAY		0-5-0		1-2-0		6-3-0							
1-8-0		0-0-0		0-1-0		NEUTRAL		0-0-0		0-2-0		1-5-0							
6-13-0		0-0-0		0-1-0		NON-CONFERENCE		0-0-0		0-2-0		6-10-0							
1-4-0		0-0-0		0-0-0		HOME		0-0-0		0-0-0		1-4-0							
4-1-0		0-0-0		0-0-		AWAY		0-0-0		0-0-0		4-1-0							
1-8-0		0-0-0		0-1-0		NEUTRAL		0-0-0		0-2-0		1-5-0							
6-17-0		0-0-0		0-0-0		CONFERENCE		0-5-0		1-2-0		5-10-0							
3-8-0		0-0-0		0-0-0		HOME		0-0-0		0-0-0		3-8-0							
3-9-0		0-0-0		0-0-0		AWAY		0-5-0		1-2-0		2-2-0							
0-0-0		0-0-0		0-0-0		NEUTRAL		0-0-0		0-0-0		0-0-0							
RPI	S	Opponent	Score	RPI	S	Opponent	Score	RPI	S	Opponent	Score	RPI	S	Opponent	Score				
44	N	Kansas	4 9	85	A	VCU	0 7	121	A	George Mason	3 8								
				85	A	VCU	5 17	121	A	George Mason	1 6								
				85	A	VCU	2 3	121	A	George Mason	8 6								
				94	A	Saint Joseph's	3 16	122	N	Iowa	0 2								
				94	A	Saint Joseph's	3 15	128	N	Central Mich.	0 5								
								151	H	Saint Louis	2 3								
								151	H	Saint Louis	8 7								
								152	H	Binghamton	2 7								
								171	H	Buffalo	6 4								
								171	H	Buffalo	3 4								
								177	N	Omaha	2 6								
								179	A	Richmond	6 10								
								190	N	Western Mich.	1 5								
								194	N	Northeastern	2 7								
								216	A	Dayton	13 4								
								216	A	Dayton	1 5								
								216	A	Dayton	10 9								
								230	N	Lehigh	6 4								
								231	H	Fordham	8 15								
								231	H	Fordham	8 14								
								231	H	Fordham	1 8								
				LAST 15 GAMES								258	A	Niagara	12 7				
				268	H	George Washington	5 7	216	A	Dayton	1 5	258	A	Niagara	1 2				
				268	H	George Washington	4 3	216	A	Dayton	13 4	258	H	Niagara	0 2				
				268	H	George Washington	5 7	216	A	Dayton	10 9	258	H	Niagara	2 3				
				179	A	Richmond	6 10					268	H	George Washington	4 3				
				273	H	Rhode Island	2 7					268	H	George Washington	5 7				

**Non-Div. I Games:**

St. Bonaventure

273	H	Rhode Island	2	3
273	H	Rhode Island	4	3

RPI	S	Opponent	Score	
268	H	George Washington	5	7
273	H	Rhode Island	4	3
273	H	Rhode Island	2	3
273	H	Rhode Island	2	7
281	N	Milwaukee	3	14
292	N	Chicago St.	4	5
294	A	Ohio	6	4
294	A	Ohio	24	6
294	A	Ohio	14	3

St. Bonaventure

S  
t  
.  
B  
o  
n  
a  
v  
e  
n  
t  
u  
r  
e

S  
t  
.  
B  
o  
n  
a  
v  
e  
n  
t  
u  
r  
e

Average RPI Win:	249	WON-LOST RECORD	WINNING PCT. RANK	LAST 15 GAMES	STRENGTH OF SCHEDULE	OPP. STRENGTH OF SCHEDULE	TEAM RPI	ADJ RPI	CONF. RPI	ADJ CONF. RPI	
Average RPI Loss:	175										
DIV. I ONLY	13-31-0	.29545	277	7-8-0	261	282	285	.41567	284	29	29
DIV. I NON-CONF.	4-16-0	.2	284	1-2-0	88	282	267	.43645	267	27	27
<hr/>											
TOTALS	RPI 1-25	RPI 26-50		W-L RECORDS	RPI 51-100		RPI 101-150		RPI 150+		
13-31-0	0-0-0	0-0-0		OVERALL	1-6-0		1-8-0		11-17-0		
7-10-0	0-0-0	0-0-0		HOME	1-0-0		1-4-0		5-6-0		
6-19-0	0-0-0	0-0-0		AWAY	0-6-0		0-2-0		6-11-0		
0-2-0	0-0-0	0-0-0		NEUTRAL	0-0-0		0-2-0		0-0-0		
<hr/>											
4-16-0	0-0-0	0-0-0		NON-CONFERENCE	1-6-0		0-6-0		3-4-0		
2-3-0	0-0-0	0-0-0		HOME	1-0-0		0-2-0		1-1-0		
2-11-0	0-0-0	0-0-		AWAY	0-6-0		0-2-0		2-3-0		
0-2-0	0-0-0	0-0-0		NEUTRAL	0-0-0		0-2-0		0-0-0		
<hr/>											
9-15-0	0-0-0	0-0-0		CONFERENCE	0-0-0		1-2-0		8-13-0		
5-7-0	0-0-0	0-0-0		HOME	0-0-0		1-2-0		4-5-0		
4-8-0	0-0-0	0-0-0		AWAY	0-0-0		0-0-0		4-8-0		
0-0-0	0-0-0	0-0-0		NEUTRAL	0-0-0		0-0-0		0-0-0		
<hr/>											
RPI S	Opponent	Score	RPI S	Opponent	Score	RPI S	Opponent	Score	RPI S	Opponent	Score
						63 A	Campbell	0 6	105 H	Seton Hall	0 8
						70 A	William & Mary	4 16	106 N	Bucknell	5 9
						70 A	William & Mary	0 2	107 A	St. John's (NY)	2 7
						70 A	William & Mary	1 31	113 A	Stony Brook	0 4
						89 A	Rutgers	5 10	113 H	Stony Brook	4 6
						89 A	Rutgers	5 7	135 N	Central Conn. St.	1 2
						89 H	Rutgers	6 4	150 H	Fairfield	8 10
						150 H	Fairfield	5 0			
						150 H	Fairfield	1 9			
						182 A	Siena	4 5			
						182 A	Siena	2 3			
						182 A	Siena	0 2			
						203 A	Monmouth	0 10			
						203 A	Monmouth	2 5			
						203 A	Monmouth	0 6			
						207 H	LIU Brooklyn	4 7			
						230 A	Lehigh	10 7			
						238 H	Quinnipiac	0 3			
						238 H	Quinnipiac	1 2			
						238 H	Quinnipiac	0 6			
250 A	Delaware St.	7 8									
250 A	Delaware St.	6 5									
256 A	Fairleigh Dickinson	3 4									
258 H	Niagara	3 4									
258 H	Niagara	12 6									
258 H	Niagara	2 1									
276 A	Manhattan	10 6									

Non-Div. I Games:

Iona



203	A	Monmouth	2	5
302	H	NYIT	8	7

RPI	S	Opponent	Score	
276	A	Manhattan	2	3
276	A	Manhattan	4	2
285	H	Rider	10	3
285	H	Rider	2	8
285	H	Rider	3	2
288	A	Saint Peter's	16	9
288	A	Saint Peter's	3	11
288	A	Saint Peter's	13	2
302	A	NYIT	5	6
302	H	NYIT	8	7

I  
o  
n  
a

I  
o  
n  
a

Iona

R  
i  
d  
e  
r

Rider		Through Games Of 6-25-14 (FINAL)										
Average RPI Win:	240	WON-LOST RECORD	WINNING PCT. RANK	LAST 15 GAMES	STRENGTH OF SCHEDULE	OPP. STRENGTH OF SCHEDULE	TEAM RPI	ADJ RPI	CONF. RPI	ADJ CONF. RPI		
Average RPI Loss:	186											
DIV. I ONLY		16-33-0	.32653	261	5-10-0	284	280	286	.4142	285	29	29
DIV. I NON-CONF.		9-18-0	.33333	239	2-1-0	145	285	228	.46149	227	27	27
TOTALS		RPI 1-25	RPI 26-50		W-L RECORDS		RPI 51-100		RPI 101-150		RPI 150+	
16-33-0	0-0-0	0-2-0		OVERALL		0-7-0		0-1-0		16-23-0		
9-9-0	0-0-0	0-0-0		HOME		0-0-0		0-1-0		9-8-0		
6-20-0	0-0-0	0-2-0		AWAY		0-5-0		0-0-0		6-13-0		
1-4-0	0-0-0	0-0-0		NEUTRAL		0-2-0		0-0-0		1-2-0		
9-18-0	0-0-0	0-2-0		NON-CONFERENCE		0-7-0		0-1-0		9-8-0		
4-2-0	0-0-0	0-0-0		HOME		0-0-0		0-1-0		4-1-0		
4-12-0	0-0-0	0-0-		AWAY		0-5-0		0-0-0		4-5-0		
1-4-0	0-0-0	0-0-0		NEUTRAL		0-2-0		0-0-0		1-2-0		
7-15-0	0-0-0	0-0-0		CONFERENCE		0-0-0		0-0-0		7-15-0		
5-7-0	0-0-0	0-0-0		HOME		0-0-0		0-0-0		5-7-0		
2-8-0	0-0-0	0-0-0		AWAY		0-0-0		0-0-0		2-8-0		
0-0-0	0-0-0	0-0-0		NEUTRAL		0-0-0		0-0-0		0-0-0		
RPI	S	Opponent	Score	RPI	S	Opponent	Score	RPI	S	Opponent	Score	
39	A	Liberty	2 11	54	A	Western Caro.	3 11	105	H	Seton Hall	3 4	
39	A	Liberty	1 3	54	A	Western Caro.	8 23	161	A	Delaware	4 1	
				54	A	Western Caro.	5 6	161	A	Delaware	1 11	
				60	N	Ball St.	4 5	161	A	Delaware	5 11	
				60	N	Ball St.	1 4	182	H	Siena	3 4	
				89	A	Rutgers	4 6	182	H	Siena	4 3	
				94	A	Saint Joseph's	4 7	182	H	Siena	7 11	
								203	A	Monmouth	0 3	
								203	A	Monmouth	4 5	
								203	A	Monmouth	5 13	
								204	A	Wagner	2 3	
								204	H	Wagner	9 4	
								213	A	Gardner-Webb	0 5	
								213	A	Gardner-Webb	3 2	
								218	H	UMass Lowell	5 1	
								218	N	UMass Lowell	1 2	
								221	N	Temple	8 15	
								221	N	Temple	7 2	
								222	H	Princeton	5 3	
								238	A	Quinnipiac	3 2	
								247	A	La Salle	6 5	
								258	H	Niagara	6 7	
								258	H	Niagara	5 8	
								258	H	Niagara	10 9	
								267	H	Marist	9 13	
								267	H	Marist	9 1	
								267	H	Marist	7 2	
LAST 15 GAMES												
284	A	Iona	8 2	203	A	Monmouth	4 5	258	H	Niagara	5 8	
284	A	Iona	3 10	203	A	Monmouth	5 13	258	H	Niagara	10 9	
284	A	Iona	2 3	203	A	Monmouth	0 3	267	H	Marist	9 13	
247	A	La Salle	6 5					267	H	Marist	9 1	
182	H	Siena	3 4					267	H	Marist	7 2	

R  
i  
d  
e  
r

Non-Div. I Games:

Rider

Rider

182 H Siena	4	3
182 H Siena	7	11

Through Games Of 6-25-14 (FINAL)

RPI	S	Opponent	Score	
276	H	Manhattan	7	0
276	H	Manhattan	2	3
276	H	Manhattan	8	9
284	A	Iona	3	10
284	A	Iona	8	2
284	A	Iona	2	3
288	A	Saint Peter's	7	8
288	A	Saint Peter's	0	3
288	A	Saint Peter's	1	6
293	A	NJIT	1	2
293	A	NJIT	8	5
293	H	NJIT	13	3
293	H	NJIT	1	5

Rider

R  
i  
d  
e  
r

R  
i  
d  
e  
r

Average RPI Win:	238	WON-LOST RECORD	WINNING PCT. RANK	LAST 15 GAMES	STRENGTH OF SCHEDULE	OPP. STRENGTH OF SCHEDULE	TEAM RPI	ADJ RPI	CONF. RPI	ADJ CONF. RPI	
DIV. I ONLY	17-33-1	.34314	255	4-11-0	286	274	287	.41326	286	30	30
DIV. I NON-CONF.	4-17-1	.20455	283	1-4-0	256	259	297	.39081	296	31	30
TOTALS	RPI 1-25	RPI 26-50	W-L RECORDS	RPI 51-100	RPI 101-150	RPI 150+					
17-33-1	0-0-0	0-0-0	OVERALL	0-6-0	0-0-0	17-27-1					
11-10-0	0-0-0	0-0-0	HOME	0-3-0	0-0-0	11-7-0					
5-21-1	0-0-0	0-0-0	AWAY	0-3-0	0-0-0	5-18-1					
1-2-0	0-0-0	0-0-0	NEUTRAL	0-0-0	0-0-0	1-2-0					
4-17-1	0-0-0	0-0-0	NON-CONFERENCE	0-6-0	0-0-0	4-11-1					
3-6-0	0-0-0	0-0-0	HOME	0-3-0	0-0-0	3-3-0					
1-11-1	0-0-0	0-0-	AWAY	0-3-0	0-0-0	1-8-1					
0-0-0	0-0-0	0-0-0	NEUTRAL	0-0-0	0-0-0	0-0-0					
13-16-0	0-0-0	0-0-0	CONFERENCE	0-0-0	0-0-0	13-16-0					
8-4-0	0-0-0	0-0-0	HOME	0-0-0	0-0-0	8-4-0					
4-10-0	0-0-0	0-0-0	AWAY	0-0-0	0-0-0	4-10-0					
1-2-0	0-0-0	0-0-0	NEUTRAL	0-0-0	0-0-0	1-2-0					
RPI S	Opponent	Score	RPI S	Opponent	Score	RPI S	Opponent	Score	RPI S	Opponent	Score
						62 A	High Point	3 16	167 A	Alabama St.	2 3
						68 H	Canisius	7 15	167 A	Alabama St.	8 9
						74 A	East Carolina	5 12	167 A	Alabama St.	1 14
						84 A	Duke	1 9	178 A	Furman	3 2
						84 H	Duke	2 11	197 A	Bethune-Cookman	7 4
						96 H	UNC Wilmington	0 9	197 A	Bethune-Cookman	3 2
									197 A	Bethune-Cookman	1 12
									197 H	Bethune-Cookman	3 9
									197 H	Bethune-Cookman	2 3
									197 H	Bethune-Cookman	5 3
									217 A	Florida A&M	6 5
									217 A	Florida A&M	5 13
									217 A	Florida A&M	8 9
									217 H	Florida A&M	15 11
									217 H	Florida A&M	3 7
									217 H	Florida A&M	8 5
									226 A	Longwood	5 11
									226 H	Longwood	16 12
									239 A	Presbyterian	8 8
									239 H	Presbyterian	4 2
									240 A	Lafayette	3 10
									240 A	Lafayette	7 8
									240 A	Lafayette	6 7
									253 A	Savannah St.	4 6
									253 A	Savannah St.	3 6
									253 A	Savannah St.	3 5
									253 H	Savannah St.	9 8
LAST 15 GAMES											
						255 N	Norfolk St.	1 10	240 A	Lafayette	7 8
						295 N	UMES	10 5	240 A	Lafayette	3 10
						255 N	Norfolk St.	1 6	217 H	Florida A&M	15 11
						217 A	Florida A&M	8 9			
						253 A	Savannah St.	4 6			

Non-Div. I Games: Virginia St. 17 15 Virginia St. 12 6 N.C. Central

239	H	Presbyterian	4	2
240	A	Lafayette	6	7

RPI	S	Opponent	Score	
253	H	Savannah St.	5	4
253	H	Savannah St.	4	5
255	N	Norfolk St.	1	10
255	N	Norfolk St.	1	6
258	H	Niagara	2	22
258	H	Niagara	5	3
258	H	Niagara	7	8
258	H	Niagara	1	7
271	A	UNC Asheville	4	8
277	A	N.C. A&T	9	3
277	A	N.C. A&T	5	6
277	A	N.C. A&T	1	5
277	H	N.C. A&T	12	3
277	H	N.C. A&T	4	0
277	H	N.C. A&T	5	3
295	N	UMES	10	5
298	A	Coppin St.	8	11
298	A	Coppin St.	1	5

Average RPI Win: 206		WON-LOST RECORD		WINNING PCT. RANK		LAST 15 GAMES		STRENGTH OF SCHEDULE		OPP. STRENGTH OF SCHEDULE		TEAM RPI		ADJ RPI		CONF. RPI		ADJ CONF. RPI	
DIV. I ONLY		12-33-0		.26667 286		2-12-0		216		163		272		.41252 287		17		18	
DIV. I NON-CONF.		7-16-0		.30435 257		2-5-0		179		129		226		.44597 251		16		17	
TOTALS		RPI 1-25		RPI 26-50		W-L RECORDS		RPI 51-100		RPI 101-150		RPI 150+							
12-33-0		0-3-0		0-5-0		OVERALL		2-4-0		1-6-0		9-15-0							
7-10-0		0-0-0		0-0-0		HOME		0-0-0		1-5-0		6-5-0							
5-21-0		0-3-0		0-5-0		AWAY		2-4-0		0-0-0		3-9-0							
0-2-0		0-0-0		0-0-0		NEUTRAL		0-0-0		0-1-0		0-1-0							
7-16-0		0-3-0		0-2-0		NON-CONFERENCE		2-4-0		1-2-0		4-5-0							
3-1-0		0-0-0		0-0-0		HOME		0-0-0		1-1-0		2-0-0							
4-13-0		0-3-0		0-0-		AWAY		2-4-0		0-0-0		2-4-0							
0-2-0		0-0-0		0-0-0		NEUTRAL		0-0-0		0-1-0		0-1-0							
5-17-0		0-0-0		0-3-0		CONFERENCE		0-0-0		0-4-0		5-10-0							
4-9-0		0-0-0		0-0-0		HOME		0-0-0		0-4-0		4-5-0							
1-8-0		0-0-0		0-3-0		AWAY		0-0-0		0-0-0		1-5-0							
0-0-0		0-0-0		0-0-0		NEUTRAL		0-0-0		0-0-0		0-0-0							
RPI	S	Opponent		Score	RPI	S	Opponent		Score	RPI	S	Opponent		Score	RPI	S	Opponent		Score
12	A	Texas Tech		2 6	31	A	Texas A&M		2 20	82	A	Oklahoma		1 4	109	H	Central Ark.		4 6
12	A	Texas Tech		2 19	34	A	Sam Houston St.		0 7	82	A	Oklahoma		1 3	110	H	Missouri St.		0 12
19	A	Oklahoma St.		7 15	34	A	Sam Houston St.		3 8	95	A	Oral Roberts		1 3	110	N	Missouri St.		3 12
					34	A	Sam Houston St.		2 3	95	A	Oral Roberts		7 0	114	H	A&M-Corpus Christi		6 8
					46	A	Arizona St.		2 4	95	A	Oral Roberts		2 5	114	H	A&M-Corpus Christi		10 11
										97	A	Texas-Arlington		2 1	114	H	A&M-Corpus Christi		4 8
															141	H	Grand Canyon		3 2
															160	H	Lamar		4 5
															160	H	Lamar		4 6
															160	H	Lamar		7 16
															166	H	Stephen F. Austin		8 12
															166	H	Stephen F. Austin		8 6
															166	H	Stephen F. Austin		3 0
															185	N	Utah		8 9
															198	A	Arizona		6 5
															198	A	Arizona		1 14
															198	A	Arizona		3 4
															201	A	Houston Baptist		3 6
															201	A	Houston Baptist		0 3
															201	A	Houston Baptist		4 2
															269	A	Incarnate Word		6 9
															269	A	Incarnate Word		3 4
															269	A	Incarnate Word		3 5
															269	H	Incarnate Word		4 2
															269	H	Incarnate Word		3 11
															269	H	Incarnate Word		4 1
															289	A	Alabama A&M		8 9
Non-Div. I Games:		Texas Col.		6 1	Texas Col.		10 0	Arlington Baptist		4 2	East Central		5 9	Abilene Christian		3 8			
		Arlington Baptist		12 2	Tex. Permian Basin		4 3	Arlington Baptist		14 4	East Central								

Non-Div. I Games:

McMurry

4	7
269 A Incarnate Word	3 4
269 A Incarnate Word	6 9

RPI	S	Opponent	Score	
289	A	Alabama A&M	13	12
289	A	Alabama A&M	1	7
293	H	NJIT	10	1
293	H	NJIT	6	5

Abilene Christian

A  
b  
i  
l  
e  
n  
e  
C  
h  
r  
i  
s  
t  
i  
a  
n

A  
b  
i  
l  
e  
n  
e  
C  
h  
r  
i  
s  
t  
i  
a  
n

Average RPI Win: 221		WON-LOST	WINNING	LAST 15	STRENGTH OF		OPP. STRENGTH	TEAM	ADJ		CONF.	ADJ CONF.
Average RPI Loss: 180		RECORD	PCT. RANK	GAMES	SCHEDULE		OF SCHEDULE	RPI	RPI		RPI	RPI
DIV. I ONLY		11-41-0	.21154	295	1-14-0		193	294	288		.40985	288
DIV. I NON-CONF.		5-24-0	.17241	292	0-6-0		62	298	259		.4415	259
TOTALS		RPI 1-25	RPI 26-50		W-L RECORDS		RPI 51-100		RPI 101-150		RPI 150+	
11-41-0	0-0-0	0-0-0		OVERALL		0-9-0		2-10-0		9-22-0		
6-7-0	0-0-0	0-0-0		HOME		0-0-0		0-3-0		6-4-0		
2-31-0	0-0-0	0-0-0		AWAY		0-9-0		1-6-0		1-16-0		
3-3-0	0-0-0	0-0-0		NEUTRAL		0-0-0		1-1-0		2-2-0		
5-24-0	0-0-0	0-0-0		NON-CONFERENCE		0-6-0		2-8-0		3-10-0		
0-2-0	0-0-0	0-0-0		HOME		0-0-0		0-1-0		0-1-0		
2-19-0	0-0-0	0-0-		AWAY		0-6-0		1-6-0		1-7-0		
3-3-0	0-0-0	0-0-0		NEUTRAL		0-0-0		1-1-0		2-2-0		
6-17-0	0-0-0	0-0-0		CONFERENCE		0-3-0		0-2-0		6-12-0		
6-5-0	0-0-0	0-0-0		HOME		0-0-0		0-2-0		6-3-0		
0-12-0	0-0-0	0-0-0		AWAY		0-3-0		0-0-0		0-9-0		
0-0-0	0-0-0	0-0-0		NEUTRAL		0-0-0		0-0-0		0-0-0		
RPI	S	Opponent	Score	RPI	S	Opponent	Score	RPI	S	Opponent	Score	
						68 A Canisius	3 9			102 A UTSA	0 1	
						68 A Canisius	4 11			102 A UTSA	3 15	
						68 A Canisius	8 9			102 A UTSA	0 14	
						81 A Wake Forest	2 8			105 A Seton Hall	3 11	
						88 A FIU	1 7			105 A Seton Hall	9 8	
						88 A FIU	2 6			105 H Seton Hall	0 15	
						88 A FIU	0 2			107 A St. John's (NY)	4 13	
						88 A FIU	0 15			113 N Stony Brook	7 3	
						89 A Rutgers	5 7			132 N UConn	1 10	
										137 A Penn	4 8	
										150 H Fairfield	2 8	
										150 H Fairfield	4 7	
										151 N Saint Louis	5 8	
										151 N Saint Louis	6 5	
										203 H Monmouth	7 9	
										203 H Monmouth	8 7	
										203 H Monmouth	7 6	
										204 A Wagner	7 13	
										207 A LIU Brooklyn	5 11	
										221 N Temple	1 2	
										221 N Temple	5 3	
						LAST 15 GAMES				238 A Quinnipiac	2 5	
						276 A Manhattan	2 5			238 A Quinnipiac	2 9	
						276 A Manhattan	3 5			238 A Quinnipiac	3 9	
						276 A Manhattan	0 2			250 A Delaware St.	7 13	
						107 A St. John's (NY)	4 13			250 A Delaware St.	3 6	
						267 A Marist	2 9			250 A Delaware St.	6 8	

Non-Div. I Games:

Saint Peter's



267 A Marist	6	13
267 A Marist	2	5

RPI	S	Opponent	Score	
257	A	Villanova	4	5
267	A	Marist	6	13
267	A	Marist	2	9
267	A	Marist	2	5
268	A	George Washington	4	11
276	A	Manhattan	2	5
276	A	Manhattan	3	5
276	A	Manhattan	0	2
284	H	Iona	11	3
284	H	Iona	2	13
284	H	Iona	9	16
285	H	Rider	3	0
285	H	Rider	6	1
285	H	Rider	8	7
293	A	NJIT	6	3
293	H	NJIT	3	5

Saint Peter's

S  
a  
i  
n  
t  
P  
e  
t  
e  
r  
'  
s

S  
a  
i  
n  
t  
P  
e  
t  
e  
r  
'  
s

Average RPI Win:	258	WON-LOST RECORD	WINNING PCT. RANK	LAST 15 GAMES	STRENGTH OF SCHEDULE	OPP. STRENGTH OF SCHEDULE	TEAM RPI	ADJ RPI	CONF. RPI	ADJ CONF. RPI			
DIV. I ONLY	20-31-0	.39216	230	4-10-0	294	287	289	.40603	289	31	31		
DIV. I NON-CONF.	7-20-0	.25926	268	0-4-0	280	263	299	.3818	299	30	31		
<hr/>													
TOTALS	RPI 1-25	RPI 26-50		W-L RECORDS	RPI 51-100		RPI 101-150		RPI 150+				
20-31-0	0-0-0	0-0-0		OVERALL	1-4-0		0-2-0		19-25-0				
16-13-0	0-0-0	0-0-0		HOME	1-1-0		0-1-0		15-11-0				
3-16-0	0-0-0	0-0-0		AWAY	0-3-0		0-1-0		3-12-0				
1-2-0	0-0-0	0-0-0		NEUTRAL	0-0-0		0-0-0		1-2-0				
<hr/>													
7-20-0	0-0-0	0-0-0		NON-CONFERENCE	1-4-0		0-2-0		6-14-0				
7-9-0	0-0-0	0-0-0		HOME	1-1-0		0-1-0		6-7-0				
0-11-0	0-0-0	0-0-		AWAY	0-3-0		0-1-0		0-7-0				
0-0-0	0-0-0	0-0-0		NEUTRAL	0-0-0		0-0-0		0-0-0				
<hr/>													
13-11-0	0-0-0	0-0-0		CONFERENCE	0-0-0		0-0-0		13-11-0				
9-4-0	0-0-0	0-0-0		HOME	0-0-0		0-0-0		9-4-0				
3-5-0	0-0-0	0-0-0		AWAY	0-0-0		0-0-0		3-5-0				
1-2-0	0-0-0	0-0-0		NEUTRAL	0-0-0		0-0-0		1-2-0				
<hr/>													
RPI	S	Opponent	Score	RPI	S	Opponent	Score	RPI	S	Opponent	Score		
				71 A Samford				1	5	116 A Tennessee Tech		1	7
				71 H Samford				5	3	116 H Tennessee Tech		2	5
				73 A Auburn				3	7	154 A Lipscomb		5	18
				78 A UAB				6	9	167 A Alabama St.		1	11
				78 H UAB				3	10	167 A Alabama St.		2	6
										167 A Alabama St.		2	6
										167 H Alabama St.		1	11
										167 H Alabama St.		5	15
										167 H Alabama St.		5	4
										170 A Georgia St.		3	19
										170 A Georgia St.		6	19
										184 H Morehead St.		8	9
										184 H Morehead St.		4	2
										193 A Troy		6	9
										241 H South Dakota St.		4	11
										241 H South Dakota St.		6	4
										241 H South Dakota St.		1	2
										241 H South Dakota St.		5	12
										243 A Louisiana Tech		3	4
										243 A Louisiana Tech		1	3
						243 A Louisiana Tech		5	7				
				LAST 15 GAMES				251 A Jackson St.		1	2		
				296 N Prairie View				2	9	251 A Jackson St.		7	12
				251 N Jackson St.				3	12	251 A Jackson St.		8	1
				296 N Prairie View				11	5	251 H Jackson St.		13	9
				71 A Samford				1	5	251 H Jackson St.		7	4
				300 H Mississippi Val.				7	8	251 H Jackson St.		2	1

Non-Div. I Games: North Ala. 9 7 North Ala. 4 5

Alabama A&amp;M

300 H Mississippi Val.	6	5
300 H Mississippi Val.	9	0

RPI	S	Opponent	Score	
251	N	Jackson St.	3	12
279	H	IPFW	5	10
279	H	IPFW	11	4
279	H	IPFW	5	1
279	H	IPFW	2	5
287	H	Abilene Christian	9	8
287	H	Abilene Christian	12	13
287	H	Abilene Christian	7	1
291	A	Alcorn	18	14
291	A	Alcorn	9	2
291	H	Alcorn	2	3
291	H	Alcorn	5	4
291	H	Alcorn	8	7
296	N	Prairie View	11	5
296	N	Prairie View	2	9
300	H	Mississippi Val.	9	0
300	H	Mississippi Val.	6	5
300	H	Mississippi Val.	7	8
300	H	Mississippi Val.	8	2

Alabama A&M

A  
l  
a  
b  
a  
m  
a  
A  
&  
M

A  
l  
a  
b  
a  
m  
a  
A  
&  
M

U  
T  
M  
a  
r  
t  
i  
n

UT Martin					Through Games Of 6-25-14 (FINAL)															
Average RPI Win:		190	WON-LOST RECORD		WINNING PCT. RANK		LAST 15 GAMES		STRENGTH OF SCHEDULE		OPP. STRENGTH OF SCHEDULE		TEAM RPI		ADJ RPI		CONF. RPI		ADJ CONF. RPI	
DIV. I ONLY		9-42-0		.17647	299	5-10-0		204		198		291		.40502	290	21		21		
DIV. I NON-CONF.		4-17-0		.19048	288	3-2-0		178		161		282		.42115	282	22		22		
TOTALS		RPI 1-25		RPI 26-50		W-L RECORDS		RPI 51-100		RPI 101-150		RPI 150+								
9-42-0		0-2-0		0-0-0		OVERALL		0-11-0		2-7-0		7-22-0								
5-15-0		0-0-0		0-0-0		HOME		0-3-0		1-4-0		4-8-0								
3-25-0		0-2-0		0-0-0		AWAY		0-8-0		1-3-0		2-12-0								
1-2-0		0-0-0		0-0-0		NEUTRAL		0-0-0		0-0-0		1-2-0								
4-17-0		0-2-0		0-0-0		NON-CONFERENCE		0-5-0		1-2-0		3-8-0								
2-3-0		0-0-0		0-0-0		HOME		0-0-0		1-1-0		1-2-0								
1-12-0		0-2-0		0-0-		AWAY		0-5-0		0-1-0		1-4-0								
1-2-0		0-0-0		0-0-0		NEUTRAL		0-0-0		0-0-0		1-2-0								
5-25-0		0-0-0		0-0-0		CONFERENCE		0-6-0		1-5-0		4-14-0								
3-12-0		0-0-0		0-0-0		HOME		0-3-0		0-3-0		3-6-0								
2-13-0		0-0-0		0-0-0		AWAY		0-3-0		1-2-0		1-8-0								
0-0-0		0-0-0		0-0-0		NEUTRAL		0-0-0		0-0-0		0-0-0								
RPI	S	Opponent		Score		RPI	S	Opponent		Score		RPI	S	Opponent		Score				
2	A	Vanderbilt		0 5								72	H	Southeast Mo. St.		3 9				
4	A	Ole Miss		0 6								72	H	Southeast Mo. St.		0 13				
												72	H	Southeast Mo. St.		1 11				
												78	A	UAB		3 5				
												78	A	UAB		0 5				
												78	A	UAB		2 3				
												80	A	Evansville		5 6				
												80	A	Evansville		2 5				
												92	A	Jacksonville St.		2 6				
												92	A	Jacksonville St.		5 10				
												92	A	Jacksonville St.		4 6				

236	A	Austin Peay	2	10
236	A	Austin Peay	6	3

RPI	S	Opponent	Score	
224	H	Murray St.	2	7
224	H	Murray St.	2	10
236	A	Austin Peay	6	3
236	A	Austin Peay	12	13
236	A	Austin Peay	2	10
245	H	SIUE	7	14
245	H	SIUE	3	2
245	H	SIUE	8	13
265	N	Eastern Mich.	6	18
265	N	Eastern Mich.	3	17
265	N	Eastern Mich.	5	3

UT Martin

U  
T  
M  
a  
r  
t  
i  
n

U  
T  
M  
a  
r  
t  
i  
n

Average RPI Win: 267		WON-LOST RECORD		WINNING PCT. RANK		LAST 15 GAMES		STRENGTH OF SCHEDULE		OPP. STRENGTH OF SCHEDULE		TEAM RPI		ADJ RPI		CONF. RPI		ADJ CONF. RPI			
DIV. I ONLY		11-41-0		.21154 295		5-10-0		258		257		292		.40034 291		31		31			
DIV. I NON-CONF.		0-25-0		0 300		0-5-0		197		37		301		.37018 301		30		31			
TOTALS		RPI 1-25		RPI 26-50		W-L RECORDS		RPI 51-100		RPI 101-150		RPI 150+									
11-41-0		0-5-0		0-1-0		OVERALL		0-2-0		0-6-0		11-27-0									
5-10-0		0-0-0		0-0-0		HOME		0-0-0		0-0-0		5-10-0									
5-29-0		0-0-0		0-0-0		AWAY		0-1-0		0-3-0		5-5-0									
1-2-0		0-0-0		0-0-0		NEUTRAL		0-0-0		0-0-0		1-2-0									
0-25-0		0-5-0		0-1-0		NON-CONFERENCE		0-2-0		0-6-0		0-11-0									
0-3-0		0-0-0		0-0-0		HOME		0-0-0		0-0-0		0-3-0									
0-22-0		0-5-0		0-0-		AWAY		0-2-0		0-6-0		0-8-0									
0-0-0		0-0-0		0-0-0		NEUTRAL		0-0-0		0-0-0		0-0-0									
11-16-0		0-0-0		0-0-0		CONFERENCE		0-0-0		0-0-0		11-16-0									
5-7-0		0-0-0		0-0-0		HOME		0-0-0		0-0-0		5-7-0									
5-7-0		0-0-0		0-0-0		AWAY		0-0-0		0-0-0		5-7-0									
1-2-0		0-0-0		0-0-0		NEUTRAL		0-0-0		0-0-0		1-2-0									
RPI	S	Opponent		Score		RPI	S	Opponent		Score		RPI	S	Opponent		Score					
11	A	LSU		7	9	28	A	Mississippi St.		2	16	64	A	Southern Miss.		4	8				
19	A	Oklahoma St.		4	17							67	A	Southeastern La.		4	20				
19	A	Oklahoma St.		1	16									115 A Memphis		1	8				
24	A	Alabama		0	12									115 A Memphis		3	13				
24	A	Alabama		3	17									115 A Memphis		4	6				
														133 A Nicholls St.		1	8				
														139 A Missouri		5	11				
														139 A Missouri		0	5				
														162 H Bradley		4	12				
														162 H Bradley		4	9				
														162 H Bradley		4	13				
														167 A Alabama St.		4	7				
														167 A Alabama St.		5	7				
														167 A Alabama St.		2	12				
														167 H Alabama St.		1	12				
														167 H Alabama St.		3	11				
														167 H Alabama St.		6	3				
														167 N Alabama St.		2	6				
														188 A Wofford		2	12				
														188 A Wofford		4	7				
														188 A Wofford		4	9				
														198 A Arizona		0	6				
														198 A Arizona		1	20				
														198 A Arizona		1	11				
														251 A Jackson St.		2	1				
														251 A Jackson St.		10	2				
														251 A Jackson St.		3	9				
														251 H Jackson St.		9	12				
														251 H Jackson St.		7	6				
LAST 15 GAMES						LAST 15 GAMES						LAST 15 GAMES									
299 N Grambling						2	13	280 A Ark.-Pine Bluff						3	17	251 A Jackson St.					
167 N Alabama St.						2	6	11 A LSU						7	9	251 A Jackson St.					
282 N Texas Southern						5	4	300 A Mississippi Val.						9	5	251 A Jackson St.					
133 A Nicholls St.						1	8									251 H Jackson St.					
251 A Jackson St.						2	1									251 H Jackson St.					

Non-Div. I Games: LSU-Shreveport 3 7

Alcorn

251 A Jackson St.	10	2
251 A Jackson St.	3	9

RPI	S	Opponent	Score	
251	H	Jackson St.	4	3
278	A	New Orleans	3	6
278	A	New Orleans	5	10
280	A	Ark.-Pine Bluff	3	17
280	H	Ark.-Pine Bluff	3	7
282	N	Texas Southern	5	4
289	A	Alabama A&M	3	2
289	A	Alabama A&M	4	5
289	A	Alabama A&M	7	8
289	H	Alabama A&M	14	18
289	H	Alabama A&M	2	9
299	N	Grambling	2	13
300	A	Mississippi Val.	6	3
300	A	Mississippi Val.	9	5
300	H	Mississippi Val.	10	8
300	H	Mississippi Val.	5	3
300	H	Mississippi Val.	6	8

Average RPI Win:	234	WON-LOST RECORD	WINNING PCT. RANK	LAST 15 GAMES	STRENGTH OF SCHEDULE	OPP. STRENGTH OF SCHEDULE	TEAM RPI	ADJ RPI	CONF. RPI	ADJ CONF. RPI		
DIV. I ONLY		15-37-0	.28846	280	4-11-0	287	284	294	.40014	292	27	27
DIV. I NON-CONF.		10-17-0	.37037	225	1-2-0	270	294	272	.43136	272	29	29
<hr/>												
TOTALS	RPI 1-25	RPI 26-50		W-L RECORDS		RPI 51-100		RPI 101-150		RPI 150+		
15-37-0	0-0-0	0-0-0		OVERALL		0-1-0		2-9-0		13-27-0		
5-16-0	0-0-0	0-0-0		HOME		0-0-0		0-0-0		5-16-0		
6-18-0	0-0-0	0-0-0		AWAY		0-0-0		1-8-0		5-10-0		
4-3-0	0-0-0	0-0-0		NEUTRAL		0-1-0		1-1-0		3-1-0		
<hr/>												
10-17-0	0-0-0	0-0-0		NON-CONFERENCE		0-1-0		2-3-0		8-13-0		
2-7-0	0-0-0	0-0-0		HOME		0-0-0		0-0-0		2-7-0		
4-7-0	0-0-0	0-0-		AWAY		0-0-0		1-2-0		3-5-0		
4-3-0	0-0-0	0-0-0		NEUTRAL		0-1-0		1-1-0		3-1-0		
<hr/>												
5-20-0	0-0-0	0-0-0		CONFERENCE		0-0-0		0-6-0		5-14-0		
3-9-0	0-0-0	0-0-0		HOME		0-0-0		0-0-0		3-9-0		
2-11-0	0-0-0	0-0-0		AWAY		0-0-0		0-6-0		2-5-0		
0-0-0	0-0-0	0-0-0		NEUTRAL		0-0-0		0-0-0		0-0-0		
<hr/>												
RPI	S	Opponent	Score	RPI	S	Opponent	Score	RPI	S	Opponent	Score	
								64	N	Southern Miss.	8	11
								117	A	Northwestern St.	2	7
								117	A	Northwestern St.	9	3
								130	A	Sacramento St.	0	6
								130	A	Sacramento St.	6	11
								130	A	Sacramento St.	2	3
								138	A	McNeese St.	3	9
								138	N	McNeese St.	6	3
								139	N	Missouri	3	6
								141	A	Grand Canyon	1	2
								141	A	Grand Canyon	5	15
								141	A	Grand Canyon	6	12
								164	H	Utah Valley	3	7
								164	H	Utah Valley	4	5
								164	H	Utah Valley	2	7
								177	N	Omaha	10	13
								177	N	Omaha	2	1
								180	H	Notre Dame	1	6
								210	A	Valparaiso	3	8
								210	H	Valparaiso	1	7
								214	H	Tex.-Pan American	0	1
								214	H	Tex.-Pan American	4	2
								214	H	Tex.-Pan American	3	9
								227	A	Northwestern	6	7
								227	H	Northwestern	1	6
								227	H	Northwestern	2	4
230	N	Lehigh	8	1								
241	H	South Dakota St.	1	2								

Non-Div. I Games: Wabash 10 2 Holy Cross (IN) 7 5

Chicago St.



Chicago St.

297 H Northern Colo.	4	8
297 H Northern Colo.	7	9

Through Games Of 6-25-14 (FINAL)

RPI	S	Opponent	Score	
241	H	South Dakota St.	2	1
241	H	South Dakota St.	6	10
244	A	Bakersfield	7	16
244	A	Bakersfield	4	6
244	A	Bakersfield	0	11
253	A	Savannah St.	14	5
253	A	Savannah St.	5	7
253	A	Savannah St.	4	7
254	A	Ill.-Chicago	8	7
254	H	Ill.-Chicago	14	12
262	A	New Mexico St.	14	7
262	A	New Mexico St.	8	5
262	A	New Mexico St.	15	22
262	A	New Mexico St.	2	8
272	H	North Dakota	7	5
272	H	North Dakota	1	7
272	H	North Dakota	10	2
281	A	Milwaukee	5	7
281	A	Milwaukee	9	6
281	H	Milwaukee	8	12
283	N	St. Bonaventure	5	4
297	H	Northern Colo.	7	9
297	H	Northern Colo.	4	8
297	H	Northern Colo.	4	6

Chicago St.

C  
h  
i  
c  
a  
g  
o  
s  
t  
.

C  
h  
i  
c  
a  
g  
o  
s  
t  
.

Average RPI Win:	264	WON-LOST RECORD	WINNING PCT. RANK	LAST 15 GAMES	STRENGTH OF SCHEDULE	OPP. STRENGTH OF SCHEDULE	TEAM RPI	ADJ RPI	CONF. RPI	ADJ CONF. RPI											
Average RPI Loss:	224																				
DIV. I ONLY		20-25-0	.44444	187	8-7-0	302	262	295	.39979	293	32	32									
DIV. I NON-CONF.		15-25-0	.375	222	6-7-0	302	279	295	.39683	294	32	32									
<hr/>																					
TOTALS	RPI 1-25	RPI 26-50		W-L RECORDS		RPI 51-100		RPI 101-150		RPI 150+											
20-25-0	0-0-0	0-0-0		OVERALL		0-0-0		2-5-0		18-20-0											
7-8-0	0-0-0	0-0-0		HOME		0-0-0		1-1-0		6-7-0											
11-15-0	0-0-0	0-0-0		AWAY		0-0-0		0-2-0		11-10-0											
2-2-0	0-0-0	0-0-0		NEUTRAL		0-0-0		1-1-0		1-1-0											
15-25-0	0-0-0	0-0-0		NON-CONFERENCE		0-0-0		2-5-0		13-20-0											
5-8-0	0-0-0	0-0-0		HOME		0-0-0		1-1-0		4-7-0											
8-15-0	0-0-0	0-0-		AWAY		0-0-0		0-3-0		8-12-0											
2-2-0	0-0-0	0-0-0		NEUTRAL		0-0-0		1-1-0		1-1-0											
5-0-0	0-0-0	0-0-0		CONFERENCE		0-0-0		0-0-0		5-0-0											
2-0-0	0-0-0	0-0-0		HOME		0-0-0		0-0-0		2-0-0											
3-0-0	0-0-0	0-0-0		AWAY		0-0-0		0-0-0		3-0-0											
0-0-0	0-0-0	0-0-0		NEUTRAL		0-0-0		0-0-0		0-0-0											
<hr/>																					
RPI S	Opponent	Score	RPI S	Opponent	Score	RPI S	Opponent	Score	RPI S	Opponent	Score										
									109 N	Central Ark.	7	17									
									109 N	Central Ark.	7	5									
									120 A	Sacred Heart	3	8									
									120 A	Sacred Heart	2	8									
									120 H	Sacred Heart	3	6									
									120 H	Sacred Heart	5	3									
									150 A	Fairfield	3	10									
									152 H	Binghamton	0	10									
									204 A	Wagner	5	0									
									204 A	Wagner	2	3									
									204 H	Wagner	7	9									
									207 A	LIU Brooklyn	5	6									
									207 A	LIU Brooklyn	10	11									
									230 N	Lehigh	5	7									
									230 N	Lehigh	4	3									
									256 A	Fairleigh Dickinson	9	1									
									256 A	Fairleigh Dickinson	4	12									
									256 A	Fairleigh Dickinson	8	11									
									256 H	Fairleigh Dickinson	5	2									
									256 H	Fairleigh Dickinson	2	3									
									258 A	Niagara	3	4									
									LAST 15 GAMES									258 A	Niagara	2	7
																		258 A	Niagara	4	5
																		258 A	Niagara	1	3
																		258 A	Niagara	4	5
302 H	NYIT	5	2																		
258 A	UMES	5	2																		
258 A	Niagara	1	3																		
274 H	Albany (NY)	5	4																		
274 H	Albany (NY)	5	9																		
274 H	Albany (NY)	5	4																		
274 H	Albany (NY)	5	9																		
274 H	Albany (NY)	5	4																		

**Non-Div. I Games:**

NJIT

302	H	NYIT	5	3
295	A	UMES	12	0

RPI	S	Opponent	Score	
274	H	Albany (NY)	1	11
285	A	Rider	5	1
285	A	Rider	3	13
285	H	Rider	5	8
285	H	Rider	2	1
287	A	Abilene Christian	1	10
287	A	Abilene Christian	5	6
288	A	Saint Peter's	5	3
288	H	Saint Peter's	3	6
295	A	UMES	12	0
295	A	UMES	5	2
298	A	Coppin St.	8	2
298	A	Coppin St.	13	3
302	A	NYIT	6	2
302	A	NYIT	9	5
302	A	NYIT	3	0
302	H	NYIT	5	3
302	H	NYIT	5	2

N  
J  
I  
T

N  
J  
I  
T

Average RPI Win:	180	WON-LOST	WINNING	LAST 15	STRENGTH OF	OPP. STRENGTH	TEAM	ADJ	CONF.	ADJ CONF.	
Average RPI Loss:	171	RECORD	PCT. RANK	GAMES	SCHEDULE	OF SCHEDULE	RPI	RPI	RPI	RPI	
DIV. I ONLY	11-39-0	.22	294	5-10-0	246	227	293	.39865	294	20	20
DIV. I NON-CONF.	4-19-0	.17391	290	0-3-0	272	234	296	.38981	297	18	18
<hr/>											
TOTALS	RPI 1-25	RPI 26-50		W-L RECORDS		RPI 51-100		RPI 101-150		RPI 150+	
11-39-0	0-0-0	1-1-0		OVERALL		1-4-0		1-12-0		8-22-0	
5-19-0	0-0-0	0-0-0		HOME		0-0-0		0-9-0		5-10-0	
4-17-0	0-0-0	0-0-0		AWAY		1-4-0		1-3-0		2-10-0	
2-3-0	0-0-0	1-1-0		NEUTRAL		0-0-0		0-0-0		1-2-0	
<hr/>											
4-19-0	0-0-0	1-1-0		NON-CONFERENCE		1-4-0		0-1-0		2-13-0	
0-6-0	0-0-0	0-0-0		HOME		0-0-0		0-0-0		0-6-0	
2-10-0	0-0-0	0-0-		AWAY		1-4-0		0-1-0		1-5-0	
2-3-0	0-0-0	1-1-0		NEUTRAL		0-0-0		0-0-0		1-2-0	
<hr/>											
7-20-0	0-0-0	0-0-0		CONFERENCE		0-0-0		1-11-0		6-9-0	
5-13-0	0-0-0	0-0-0		HOME		0-0-0		0-9-0		5-4-0	
2-7-0	0-0-0	0-0-0		AWAY		0-0-0		1-2-0		1-5-0	
0-0-0	0-0-0	0-0-0		NEUTRAL		0-0-0		0-0-0		0-0-0	
<hr/>											
RPI S	Opponent	Score	RPI S	Opponent	Score	RPI S	Opponent	Score	RPI S	Opponent	Score
			39 N	Liberty	5 4	86 A	Ga. Southern	3 2	111 H	Miami (OH)	1 16
			39 N	Liberty	5 8	86 A	Ga. Southern	5 20	111 H	Miami (OH)	5 8
						91 A	Xavier	0 14	111 H	Miami (OH)	4 6
						96 A	UNC Wilmington	1 9	127 H	Kent St.	3 5
						96 A	UNC Wilmington	3 6	127 H	Kent St.	1 11
									127 H	Kent St.	2 18
									128 H	Central Mich.	2 4
									128 H	Central Mich.	2 10
									128 H	Central Mich.	3 6
									129 A	Ohio St.	6 11
									140 A	Bowling Green	4 11
									140 A	Bowling Green	6 7
									140 A	Bowling Green	7 6
									159 H	Pittsburgh	1 6
									171 H	Buffalo	14 8
									171 H	Buffalo	7 10
									171 H	Buffalo	4 3
									172 A	Akron	0 8
									172 A	Akron	4 5
									172 A	Akron	1 7
									184 H	Morehead St.	4 12
									190 H	Western Mich.	0 4
									190 H	Western Mich.	2 4
									190 H	Western Mich.	5 3
									200 A	Toledo	3 2
									200 A	Toledo	0 3
									200 A	Toledo	4 7
<hr/>											
LAST 15 GAMES											
			111 H	Miami (OH)	1 16	159 H	Pittsburgh	1 6	190 H	Western Mich.	2 4
			111 H	Miami (OH)	4 6	171 H	Buffalo	14 8	190 H	Western Mich.	5 3
			111 H	Miami (OH)	5 8	171 H	Buffalo	7 10	200 A	Toledo	3 2
			212 A	Eastern Ky.	7 8				200 A	Toledo	0 3
			140 A	Bowling Green	6 7				200 A	Toledo	4 7

Non-Div. I Games: Rio Grande

0 2

Ohio

140	A	Bowling Green	7	6
140	A	Bowling Green	4	11

RPI	S	Opponent	Score	
212	A	Eastern Ky.	7	8
224	N	Murray St.	6	7
224	N	Murray St.	7	6
226	A	Longwood	9	1
226	A	Longwood	2	5
226	A	Longwood	0	1
226	A	Longwood	1	7
229	A	Marshall	1	2
245	N	SIUE	3	7
261	H	Youngstown St.	4	11
265	H	Eastern Mich.	10	8
265	H	Eastern Mich.	5	10
265	H	Eastern Mich.	7	6
283	H	St. Bonaventure	3	14
283	H	St. Bonaventure	6	24
283	H	St. Bonaventure	4	6

U  
M  
E  
S

UMES		Through Games Of 6-25-14 (FINAL)										
Average RPI Win:	265	WON-LOST RECORD	WINNING PCT. RANK	LAST 15 GAMES	STRENGTH OF SCHEDULE	OPP. STRENGTH OF SCHEDULE	TEAM RPI	ADJ RPI	CONF. RPI	ADJ CONF. RPI		
Average RPI Loss:	226											
DIV. I ONLY		13-35-0	.27083	285	2-13-0	290	299	296	.39702	295	30	30
DIV. I NON-CONF.		5-17-0	.22727	279	0-5-0	220	295	279	.42304	279	31	30
TOTALS		RPI 1-25	RPI 26-50		W-L RECORDS	RPI 51-100		RPI 101-150		RPI 150+		
13-35-0	0-0-0		0-0-0		OVERALL	0-5-0		0-1-0		13-29-0		
3-13-0	0-0-0		0-0-0		HOME	0-0-0		0-0-0		3-13-0		
10-18-0	0-0-0		0-0-0		AWAY	0-5-0		0-1-0		10-12-0		
0-4-0	0-0-0		0-0-0		NEUTRAL	0-0-0		0-0-0		0-4-0		
5-17-0	0-0-0		0-0-0		NON-CONFERENCE	0-5-0		0-1-0		5-11-0		
1-3-0	0-0-0		0-0-0		HOME	0-0-0		0-0-0		1-3-0		
4-12-0	0-0-0		0-0-		AWAY	0-5-0		0-1-0		4-6-0		
0-2-0	0-0-0		0-0-0		NEUTRAL	0-0-0		0-0-0		0-2-0		
8-18-0	0-0-0		0-0-0		CONFERENCE	0-0-0		0-0-0		8-18-0		
2-10-0	0-0-0		0-0-0		HOME	0-0-0		0-0-0		2-10-0		
6-6-0	0-0-0		0-0-0		AWAY	0-0-0		0-0-0		6-6-0		
0-2-0	0-0-0		0-0-0		NEUTRAL	0-0-0		0-0-0		0-2-0		
RPI S	Opponent	Score	RPI S	Opponent	Score	RPI S	Opponent	Score	RPI S	Opponent	Score	
						84 A	Duke	7 15	123 A	VMI	0 17	
						86 A	Ga. Southern	1 10	171 N	Buffalo	3 5	
						86 A	Ga. Southern	3 8	171 N	Buffalo	1 11	
						86 A	Ga. Southern	0 23	197 N	Bethune-Cookman	0 4	
						86 A	Ga. Southern	3 9	208 A	UNC Greensboro	5 16	
									230 A	Lehigh	3 6	
									230 A	Lehigh	11 3	
									232 A	Georgetown	3 7	
									232 A	Georgetown	2 7	
									242 A	Mt. St. Mary's	8 4	
									242 A	Mt. St. Mary's	5 3	
									250 A	Delaware St.	3 2	
									250 A	Delaware St.	5 1	
									250 A	Delaware St.	6 16	
									250 H	Delaware St.	3 8	
									250 H	Delaware St.	3 5	
									250 H	Delaware St.	8 15	
									252 A	UMBC	2 5	
									255 A	Norfolk St.	1 3	
									255 A	Norfolk St.	9 3	
									255 A	Norfolk St.	6 7	
									255 H	Norfolk St.	2 4	
									255 H	Norfolk St.	3 13	
									255 H	Norfolk St.	1 15	
									255 H	Norfolk St.	2 12	
									255 H	Norfolk St.	1 7	
									255 H	Norfolk St.	6 5	
LAST 15 GAMES												
					286 N	N.C. Central	5 10	255 H	Norfolk St.	2 12		
					197 N	Bethune-Cookman	0 4	255 H	Norfolk St.	1 7		
					293 H	NJIT	0 12	298 A	Coppin St.	3 4		
					293 H	NJIT	2 5					
					250 H	Delaware St.	3 8					

U  
M  
E  
S

Non-Div. I Games:

UMES

250 H Delaware St.	3	5
255 H Norfolk St.	1	15

RPI	S	Opponent	Score	
266	A	Navy	10	4
266	H	Navy	8	7
268	A	George Washington	2	3
268	H	George Washington	1	14
286	N	N.C. Central	5	10
293	H	NJIT	2	5
293	H	NJIT	0	12
298	A	Coppin St.	3	4
298	A	Coppin St.	4	1
298	A	Coppin St.	11	4
298	A	Coppin St.	3	6
298	A	Coppin St.	4	11
298	A	Coppin St.	14	3
298	H	Coppin St.	9	1
298	H	Coppin St.	3	4
298	H	Coppin St.	3	14

Average RPI Win: 285		WON-LOST	WINNING	LAST 15	STRENGTH OF		OPP. STRENGTH	TEAM	ADJ	CONF.	ADJ CONF.
Average RPI Loss: 202		RECORD	PCT. RANK	GAMES	SCHEDULE		OF SCHEDULE	RPI	RPI	RPI	RPI
DIV. I ONLY		14-29-0	.32558	263	5-8-0		293	296	290	.39682	296
DIV. I NON-CONF.		1-15-0	.0625	299	0-3-0		104	51	291	.39497	295
TOTALS		RPI 1-25	RPI 26-50		W-L RECORDS		RPI 51-100		RPI 101-150		RPI 150+
14-29-0	0-5-0	0-1-0		OVERALL		0-0-0		0-1-0		14-22-0	
6-7-0	0-0-0	0-0-0		HOME		0-0-0		0-0-0		6-7-0	
6-19-0	0-5-0	0-1-0		AWAY		0-0-0		0-0-0		6-13-0	
2-3-0	0-0-0	0-0-0		NEUTRAL		0-0-0		0-1-0		2-2-0	
1-15-0	0-5-0	0-1-0		NON-CONFERENCE		0-0-0		0-1-0		1-8-0	
1-0-0	0-0-0	0-0-0		HOME		0-0-0		0-0-0		1-0-0	
0-14-0	0-5-0	0-0-		AWAY		0-0-0		0-0-0		0-8-0	
0-1-0	0-0-0	0-0-0		NEUTRAL		0-0-0		0-1-0		0-0-0	
13-14-0	0-0-0	0-0-0		CONFERENCE		0-0-0		0-0-0		13-14-0	
5-7-0	0-0-0	0-0-0		HOME		0-0-0		0-0-0		5-7-0	
6-5-0	0-0-0	0-0-0		AWAY		0-0-0		0-0-0		6-5-0	
2-2-0	0-0-0	0-0-0		NEUTRAL		0-0-0		0-0-0		2-2-0	
RPI S	Opponent	Score		RPI S	Opponent	Score		RPI S	Opponent	Score	
3 A	Texas	3	6	31 A	Texas A&M	2	8	117 N	Northwestern St.	2	5
5 A	Houston	0	6					160 A	Lamar	6	18
12 A	Texas Tech	0	8					201 A	Houston Baptist	3	4
12 A	Texas Tech	3	4					201 A	Houston Baptist	2	6
12 A	Texas Tech	0	13					201 A	Houston Baptist	5	12
								201 A	Houston Baptist	4	12
								201 H	Houston Baptist	9	8
								214 A	Tex.-Pan American	0	1
								214 A	Tex.-Pan American	3	9
								251 N	Jackson St.	4	8
								269 A	Incarnate Word	4	10
								280 A	Ark.-Pine Bluff	0	3
								280 A	Ark.-Pine Bluff	5	4
								280 H	Ark.-Pine Bluff	2	3
								280 H	Ark.-Pine Bluff	5	1
								280 H	Ark.-Pine Bluff	3	6
								280 N	Ark.-Pine Bluff	12	9
								282 A	Texas Southern	1	9
								282 A	Texas Southern	1	6
								282 A	Texas Southern	4	7
								282 H	Texas Southern	1	6
								282 H	Texas Southern	7	4
								282 H	Texas Southern	9	0
								289 N	Alabama A&M	9	2
								289 N	Alabama A&M	5	11
								299 A	Grambling	11	12
								299 A	Grambling	6	5
Non-Div. I Games:		Texas Col.	5 4	Texas Col.	5 2	Huston-Tillotson	8 5	Huston-Tillotson	8 5	Prairie View	
		Wiley	13 0	Huston-Tillotson	4 5	Huston-Tillotson	10 7	Wiley	10 0		



301 H Southern U.	16	9
301 H Southern U.	2	5

RPI	S	Opponent	Score	
299	A	Grambling	12	6
299	H	Grambling	6	11
299	H	Grambling	2	14
299	H	Grambling	15	3
301	A	Southern U.	10	9
301	A	Southern U.	7	2
301	A	Southern U.	13	3
301	H	Southern U.	16	9
301	H	Southern U.	2	5
301	H	Southern U.	8	9

P  
r  
a  
i  
r  
i  
e  
V  
i  
e  
w

P  
r  
a  
i  
r  
i  
e  
V  
i  
e  
w

Prairie View

Average RPI Win: 221		WON-LOST	WINNING	LAST 15	STRENGTH OF		OPP. STRENGTH	TEAM	ADJ	CONF.	ADJ CONF.
Average RPI Loss: 161		RECORD	PCT. RANK	GAMES	SCHEDULE		OF SCHEDULE	RPI	RPI	RPI	RPI
DIV. I ONLY		8-42-0	.16	300	4-11-0		219	249	296	.39482	297
DIV. I NON-CONF.		4-19-0	.17391	290	1-1-0		79	171	268	.43364	270
TOTALS		RPI 1-25	RPI 26-50		W-L RECORDS		RPI 51-100		RPI 101-150		RPI 150+
8-42-0		0-2-0	1-5-0		OVERALL		0-4-0		1-8-0		6-23-0
4-14-0		0-0-0	0-0-0		HOME		0-0-0		1-2-0		3-12-0
4-26-0		0-2-0	1-5-0		AWAY		0-4-0		0-6-0		3-9-0
0-2-0		0-0-0	0-0-0		NEUTRAL		0-0-0		0-0-0		0-2-0
4-19-0		0-2-0	1-5-0		NON-CONFERENCE		0-4-0		0-3-0		3-5-0
3-3-0		0-0-0	0-0-0		HOME		0-0-0		0-0-0		3-3-0
1-16-0		0-2-0	1-0-		AWAY		0-4-0		0-3-0		0-2-0
0-0-0		0-0-0	0-0-0		NEUTRAL		0-0-0		0-0-0		0-0-0
4-23-0		0-0-0	0-0-0		CONFERENCE		0-0-0		1-5-0		3-18-0
1-11-0		0-0-0	0-0-0		HOME		0-0-0		1-2-0		0-9-0
3-10-0		0-0-0	0-0-0		AWAY		0-0-0		0-3-0		3-7-0
0-2-0		0-0-0	0-0-0		NEUTRAL		0-0-0		0-0-0		0-2-0
RPI S	Opponent	Score		RPI S	Opponent	Score		RPI S	Opponent	Score	
7 A	TCU	3	10	33 A	Nebraska	2	10	69 A	New Mexico	2	5
25 A	Washington	3	14	33 A	Nebraska	9	2	69 A	New Mexico	1	8
				34 A	Sam Houston St.	1	7	69 A	New Mexico	3	12
				34 A	Sam Houston St.	1	8	69 A	New Mexico	1	17
				34 A	Sam Houston St.	3	5				
				34 A	Sam Houston St.	0	5				
				LAST 15 GAMES							
				214 H	Tex.-Pan American	2	7	244 H	Bakersfield	7	19
				214 H	Tex.-Pan American	2	7	244 H	Bakersfield	3	7
				214 H	Tex.-Pan American	1	8	223 H	Air Force	6	2
				292 A	Chicago St.	6	4				
				292 A	Chicago St.	8	4				
								244 H	Bakersfield	3	4
								244 H	Bakersfield	7	19
								244 H	Bakersfield	3	7
								248 H	North Dakota St.	8	6
								248 H	North Dakota St.	3	7
Non-Div. I Games:		Colorado Mesa	0	2	Colorado Mesa	5	3	Colorado Mesa	6	4	
Northern Colo.											

292 A Chicago St.	9	7
244 H Bakersfield	3	4

RPI	S	Opponent	Score	
248	H	North Dakota St.	3	1
248	H	North Dakota St.	4	8
262	H	New Mexico St.	9	12
262	H	New Mexico St.	4	16
262	H	New Mexico St.	4	7
272	A	North Dakota	1	2
272	N	North Dakota	2	3
272	N	North Dakota	1	3
292	A	Chicago St.	6	4
292	A	Chicago St.	9	7
292	A	Chicago St.	8	4

Northern Colo.

N  
o  
r  
t  
h  
e  
r  
n  
C  
o  
l  
o  
.

N  
o  
r  
t  
h  
e  
r  
n  
C  
o  
l  
o  
.

Average RPI Win:	275	WON-LOST RECORD	WINNING PCT. RANK	LAST 15 GAMES	STRENGTH OF SCHEDULE	OPP. STRENGTH OF SCHEDULE	TEAM RPI	ADJ RPI	CONF. RPI	ADJ CONF. RPI	
Average RPI Loss:	230										
DIV. I ONLY	12-34-0	.26087	289	4-11-0	269	302	298	.39261	298	30	30
DIV. I NON-CONF.	0-17-0	0	300	0-3-0	259	296	302	.33993	302	31	30
TOTALS	RPI 1-25	RPI 26-50	W-L RECORDS		RPI 51-100	RPI 101-150		RPI 150+			
12-34-0	0-0-0	0-0-0	OVERALL		0-2-0	0-3-0		12-29-0			
6-13-0	0-0-0	0-0-0	HOME		0-0-0	0-0-0		6-13-0			
5-16-0	0-0-0	0-0-0	AWAY		0-2-0	0-1-0		5-13-0			
1-5-0	0-0-0	0-0-0	NEUTRAL		0-0-0	0-2-0		1-3-0			
0-17-0	0-0-0	0-0-0	NON-CONFERENCE		0-2-0	0-3-0		0-12-0			
0-5-0	0-0-0	0-0-0	HOME		0-0-0	0-0-0		0-5-0			
0-10-0	0-0-0	0-0-	AWAY		0-2-0	0-1-0		0-7-0			
0-2-0	0-0-0	0-0-0	NEUTRAL		0-0-0	0-2-0		0-0-0			
12-17-0	0-0-0	0-0-0	CONFERENCE		0-0-0	0-0-0		12-17-0			
6-8-0	0-0-0	0-0-0	HOME		0-0-0	0-0-0		6-8-0			
5-6-0	0-0-0	0-0-0	AWAY		0-0-0	0-0-0		5-6-0			
1-3-0	0-0-0	0-0-0	NEUTRAL		0-0-0	0-0-0		1-3-0			
RPI S	Opponent	Score	RPI S	Opponent	Score	RPI S	Opponent	Score	RPI S	Opponent	Score
						73 A	Auburn	2 13	127 N	Kent St.	1 11
						73 A	Auburn	0 10	127 N	Kent St.	0 5
									136 A	Towson	1 13
									179 H	Richmond	3 7
									199 A	Winthrop	1 3
									199 A	Winthrop	4 8
									217 N	Florida A&M	6 11
									217 N	Florida A&M	0 10
									230 A	Lehigh	2 8
									230 A	Lehigh	3 9
									230 H	Lehigh	3 4
									250 A	Delaware St.	8 6
									250 A	Delaware St.	1 16
									250 A	Delaware St.	7 6
									250 A	Delaware St.	0 6
									250 A	Delaware St.	7 8
									250 A	Delaware St.	8 4
									250 H	Delaware St.	5 15
									250 H	Delaware St.	1 10
									250 H	Delaware St.	7 15
									250 N	Delaware St.	6 1
			LAST 15 GAMES						252 A	UMBC	5 6
			217 N	Florida A&M	6 11	295 H	UMES	4 3	252 H	UMBC	0 3
			250 N	Delaware St.	6 1	295 H	UMES	1 4	255 A	Norfolk St.	1 12
			217 N	Florida A&M	0 10	295 H	UMES	4 11	255 A	Norfolk St.	0 1
			179 H	Richmond	3 7				255 H	Norfolk St.	5 7
			250 A	Delaware St.	8 4				255 H	Norfolk St.	3 0

Non-Div. I Games:

Coppin St.

Coppin St.

250 A Delaware St.	7	8
250 A Delaware St.	0	6

Through Games Of 6-25-14 (FINAL)

RPI	S	Opponent	Score
255	H	Norfolk St.	3 10
255	N	Norfolk St.	2 7
266	A	Navy	5 6
268	A	George Washington	4 10
286	H	N.C. Central	5 1
286	H	N.C. Central	11 8
293	H	NJIT	3 13
293	H	NJIT	2 8
295	A	UMES	14 3
295	A	UMES	1 9
295	A	UMES	4 3
295	H	UMES	6 3
295	H	UMES	4 3
295	H	UMES	1 4
295	H	UMES	4 11
295	H	UMES	3 14
295	H	UMES	11 4

Coppin St.

C  
o  
p  
p  
i  
n  
s  
t  
.

C  
o  
p  
p  
i  
n  
s  
t  
.

Average RPI Win:		280	WON-LOST RECORD		WINNING PCT. RANK		LAST 15 GAMES		STRENGTH OF SCHEDULE		OPP. STRENGTH OF SCHEDULE		TEAM RPI		ADJ RPI		CONF. RPI		ADJ CONF. RPI				
DIV. I ONLY			16-32-0		.33333 259		7-8-0		299		297		299		.39171 299		31		31				
DIV. I NON-CONF.			2-15-0		.11765 296		0-3-0		215		80		298		.38755 298		30		31				
TOTALS		RPI 1-25		RPI 26-50		W-L RECORDS		RPI 51-100		RPI 101-150		RPI 150+											
16-32-0		0-1-0		0-3-0		OVERALL		0-1-0		0-1-0		16-26-0											
7-12-0		0-0-0		0-0-0		HOME		0-0-0		0-0-0		7-12-0											
7-17-0		0-1-0		0-3-0		AWAY		0-1-0		0-1-0		7-11-0											
2-3-0		0-0-0		0-0-0		NEUTRAL		0-0-0		0-0-0		2-3-0											
2-15-0		0-1-0		0-3-0		NON-CONFERENCE		0-1-0		0-1-0		2-9-0											
2-5-0		0-0-0		0-0-0		HOME		0-0-0		0-0-0		2-5-0											
0-10-0		0-1-0		0-0-		AWAY		0-1-0		0-1-0		0-4-0											
0-0-0		0-0-0		0-0-0		NEUTRAL		0-0-0		0-0-0		0-0-0											
14-17-0		0-0-0		0-0-0		CONFERENCE		0-0-0		0-0-0		14-17-0											
5-7-0		0-0-0		0-0-0		HOME		0-0-0		0-0-0		5-7-0											
7-7-0		0-0-0		0-0-0		AWAY		0-0-0		0-0-0		7-7-0											
2-3-0		0-0-0		0-0-0		NEUTRAL		0-0-0		0-0-0		2-3-0											
RPI	S	Opponent		Score		RPI	S	Opponent		Score		RPI	S	Opponent		Score							
11	A	LSU		0 6		29	A	Arkansas		3 4		67	A	Southeastern La.		0 13							
						29	A	Arkansas		0 8													
						37	A	Dallas Baptist		1 2													
												117	A	Northwestern St.		3	12						
												156	A	La.-Monroe		2	3						
												156	A	UALR		7	10						
												156	A	La.-Monroe		5	6						
												167	N	Alabama St.		6	15						
												167	N	Alabama St.		10	11						
												184	H	Morehead St.		11	15						
												184	H	Morehead St.		5	2						
												184	H	Morehead St.		7	10						
												232	H	Georgetown		3	5						
232	H	Georgetown		8	2																		
232	H	Georgetown		1	6																		
243	A	Louisiana Tech		1	8																		
243	H	Louisiana Tech		3	4																		
251	A	Jackson St.		8	6																		
280	A	Ark.-Pine Bluff		6	1																		
280	A	Ark.-Pine Bluff		2	3																		
280	A	Ark.-Pine Bluff		2	5																		
280	H	Ark.-Pine Bluff		5	6																		
280	H	Ark.-Pine Bluff		5	8																		
280	H	Ark.-Pine Bluff		5	7																		
282	A	Texas Southern		3	1																		
282	A	Texas Southern		4	5																		
282	A	Texas Southern		3	6																		
282	H	Texas Southern		6	7																		
282	H	Texas Southern		7	5																		
282	H	Texas Southern		0	10																		
												LAST 15 GAMES											
												291	N	Alcorn		13	2	301	A	Southern U.		6	3
												167	N	Alabama St.		6	15	301	A	Southern U.		5	6
												282	N	Texas Southern		14	8	156	A	La.-Monroe		2	3
												167	N	Alabama St.		10	11						
												156	A	La.-Monroe		5	6						

156	A	UALR	7	10
301	A	Southern U.	16	7

RPI	S	Opponent	Score	
282	N	Texas Southern	14	8
291	N	Alcorn	13	2
296	A	Prairie View	14	2
296	A	Prairie View	11	6
296	A	Prairie View	3	15
296	H	Prairie View	12	11
296	H	Prairie View	5	6
296	H	Prairie View	6	12
301	A	Southern U.	5	7
301	A	Southern U.	5	6
301	A	Southern U.	6	3
301	A	Southern U.	16	7
301	H	Southern U.	8	7
301	H	Southern U.	9	5
301	H	Southern U.	9	1
301	N	Southern U.	5	7

Average RPI Win:		271	WON-LOST RECORD		WINNING PCT. RANK		LAST 15 GAMES		STRENGTH OF SCHEDULE		OPP. STRENGTH OF SCHEDULE		TEAM RPI		ADJ RPI		CONF. RPI		ADJ CONF. RPI				
Average RPI Loss:		156	4-38-0		.09524 301		3-12-0		200		256		300		.38617 300		31		31				
DIV. I ONLY			0-21-0		0 300		0-6-0		65		39		294		.40061 292		30		31				
DIV. I NON-CONF.																							
TOTALS		RPI 1-25		RPI 26-50		W-L RECORDS		RPI 51-100		RPI 101-150		RPI 150+											
4-38-0		0-3-0		0-7-0		OVERALL		0-4-0		0-2-0		4-22-0											
2-6-0		0-0-0		0-0-0		HOME		0-0-0		0-0-0		2-6-0											
2-27-0		0-3-0		0-5-0		AWAY		0-3-0		0-1-0		2-15-0											
0-5-0		0-0-0		0-2-0		NEUTRAL		0-1-0		0-1-0		0-1-0											
0-21-0		0-3-0		0-7-0		NON-CONFERENCE		0-4-0		0-2-0		0-5-0											
0-1-0		0-0-0		0-0-0		HOME		0-0-0		0-0-0		0-1-0											
0-15-0		0-3-0		0-0-		AWAY		0-3-0		0-1-0		0-3-0											
0-5-0		0-0-0		0-2-0		NEUTRAL		0-1-0		0-1-0		0-1-0											
4-17-0		0-0-0		0-0-0		CONFERENCE		0-0-0		0-0-0		4-17-0											
2-5-0		0-0-0		0-0-0		HOME		0-0-0		0-0-0		2-5-0											
2-12-0		0-0-0		0-0-0		AWAY		0-0-0		0-0-0		2-12-0											
0-0-0		0-0-0		0-0-0		NEUTRAL		0-0-0		0-0-0		0-0-0											
RPI	S	Opponent		Score		RPI	S	Opponent		Score		RPI	S	Opponent		Score		RPI	S	Opponent		Score	
24	A	Alabama		0	8	29	A	Arkansas		1	12	60	N	Ball St.		1	12	115	A	Memphis		1	17
24	A	Alabama		0	3	29	A	Arkansas		0	6	90	A	Middle Tenn.		3	18	122	N	Iowa		4	9
24	A	Alabama		0	7	29	N	Arkansas		0	3	90	A	Middle Tenn.		2	11	167	A	Alabama St.		0	4
						37	A	Dallas Baptist		0	19	90	A	Middle Tenn.		1	8	167	A	Alabama St.		0	6
						37	A	Dallas Baptist		3	19							167	A	Alabama St.		3	6
						37	A	Dallas Baptist		2	14							167	A	Alabama St.		7	9
						44	N	Kansas		1	11							167	H	Alabama St.		1	6
																		167	H	Alabama St.		2	7
																		184	H	Morehead St.		2	3
																		202	A	Southern Ill.		1	5
																		202	A	Southern Ill.		2	8
																		202	A	Southern Ill.		1	6
																		227	N	Northwestern		4	12
																		251	A	Jackson St.		4	12
																		251	A	Jackson St.		2	3
																		251	A	Jackson St.		3	17
																		251	H	Jackson St.		5	3
																		251	H	Jackson St.		6	5
																		251	H	Jackson St.		3	15
																		289	A	Alabama A&M		2	8
																		289	A	Alabama A&M		8	7
																		289	A	Alabama A&M		5	6
																		289	A	Alabama A&M		0	9
																		291	A	Alcorn		8	6
																		291	A	Alcorn		8	10
																		291	A	Alcorn		3	5
																		291	H	Alcorn		3	6
				LAST 15 GAMES																			
				202	A	Southern Ill.		1	5	115	A	Memphis		1	17			289	A	Alabama A&M		0	9
				202	A	Southern Ill.		1	6	291	H	Alcorn		5	9			291	A	Alcorn		8	6
				202	A	Southern Ill.		2	8	291	H	Alcorn		3	6			291	A	Alcorn		8	10
				289	A	Alabama A&M		8	7									291	A	Alcorn		3	5
				289	A	Alabama A&M		5	6									291	H	Alcorn		3	6

Non-Div. I Games:

Mississippi Val.



Mississippi Val.

289	A	Alabama A&M	0	9
289	A	Alabama A&M	2	8

Through Games Of 6-25-14 (FINAL)

RPI	S	Opponent	Score
291	H	Alcorn	5 9

Mississippi Val.

M  
i  
s  
s  
i  
s  
s  
i  
p  
p  
i  
V  
a  
l  
.

M  
i  
s  
s  
i  
s  
s  
i  
p  
p  
i  
V  
a  
l  
.

Average RPI Win:		260	WON-LOST RECORD		WINNING PCT. RANK		LAST 15 GAMES		STRENGTH OF SCHEDULE		OPP. STRENGTH OF SCHEDULE		TEAM RPI	ADJ RPI		CONF. RPI	ADJ CONF. RPI
Average RPI Loss:		232															
DIV. I ONLY			10-25-0		.28571 281		5-9-0		300		301		301	.37384 301		31	31
DIV. I NON-CONF.			2-8-0		.2 284		0-2-0		49		121		235	.45745 236		30	31
TOTALS		RPI 1-25		RPI 26-50		W-L RECORDS		RPI 51-100		RPI 101-150		RPI 150+					
10-25-0		0-2-0		0-0-0		OVERALL		0-0-0		2-5-0		8-18-0					
4-11-0		0-0-0		0-0-0		HOME		0-0-0		1-1-0		3-10-0					
4-13-0		0-2-0		0-0-0		AWAY		0-0-0		1-4-0		3-7-0					
2-1-0		0-0-0		0-0-0		NEUTRAL		0-0-0		0-0-0		2-1-0					
2-8-0		0-2-0		0-0-0		NON-CONFERENCE		0-0-0		2-5-0		0-1-0					
1-1-0		0-0-0		0-0-0		HOME		0-0-0		1-1-0		0-0-0					
1-6-0		0-2-0		0-0-		AWAY		0-0-0		1-4-0		0-0-0					
0-1-0		0-0-0		0-0-0		NEUTRAL		0-0-0		0-0-0		0-1-0					
8-17-0		0-0-0		0-0-0		CONFERENCE		0-0-0		0-0-0		8-17-0					
3-10-0		0-0-0		0-0-0		HOME		0-0-0		0-0-0		3-10-0					
3-7-0		0-0-0		0-0-0		AWAY		0-0-0		0-0-0		3-7-0					
2-0-0		0-0-0		0-0-0		NEUTRAL		0-0-0		0-0-0		2-0-0					
RPI	S	Opponent		Score		RPI	S	Opponent		Score		RPI	S	Opponent		Score	
6	A	La.-Lafayette		3	17							117	A	Northwestern St.		3	4
11	A	LSU		0	8							117	A	Northwestern St.		9	13
												117	A	Northwestern St.		2	6
												133	A	Nicholls St.		5	2
												133	H	Nicholls St.		2	13
												138	A	McNeese St.		12	16
												138	H	McNeese St.		4	3
												251	A	Jackson St.		2	6
												278	N	New Orleans		1	9
												280	A	Ark.-Pine Bluff		4	3
												280	A	Ark.-Pine Bluff		7	16
												280	A	Ark.-Pine Bluff		16	17
												280	H	Ark.-Pine Bluff		2	5
												280	H	Ark.-Pine Bluff		6	8
												280	H	Ark.-Pine Bluff		2	9
												282	H	Texas Southern		1	6
												282	H	Texas Southern		8	5
												282	H	Texas Southern		1	2
												282	N	Texas Southern		9	5
												296	A	Prairie View		9	16
						296	A	Prairie View		9	8						
						296	A	Prairie View		5	2						
						296	H	Prairie View		2	7						
						296	H	Prairie View		3	13						
						296	H	Prairie View		9	10						
						299	A	Grambling		7	8						
						299	A	Grambling		5	9						
LAST 15 GAMES																	
						296	A	Prairie View		9	16	133	H	Nicholls St.		2	13
						296	A	Prairie View		9	8	282	H	Texas Southern		1	6
						296	A	Prairie View		5	2	282	H	Texas Southern		8	5
						138	A	McNeese St.		12	16	296	H	Prairie View		9	10
						299	H	Grambling		7	16	299	A	Grambling		7	8
												299	A	Grambling		5	9

Non-Div. I Games: Loyola (LA)

7 8

Southern U.

299 H Grambling	3	6
299 H Grambling	6	5

RPI	S	Opponent	Score	
299	A	Grambling	1	9
299	H	Grambling	6	5
299	H	Grambling	3	6
299	H	Grambling	7	16
299	H	Grambling	7	5
299	N	Grambling	7	5

Southern U.

S  
o  
u  
t  
h  
e  
r  
n  
U  
.

S  
o  
u  
t  
h  
e  
r  
n  
U  
.

NYIT

NYIT					Through Games Of 6-25-14 (FINAL)							
Average RPI Win:	251	WON-LOST RECORD	WINNING PCT. RANK	LAST 15 GAMES	STRENGTH OF SCHEDULE	OPP. STRENGTH OF SCHEDULE	TEAM RPI	ADJ RPI	CONF. RPI	ADJ CONF. RPI		
Average RPI Loss:	197											
DIV. I ONLY		4-46-0	.08 302	2-13-0	228	298	302	.36977 302	32	32		
DIV. I NON-CONF.		4-41-0	.08889 298	2-11-0	205	300	300	.38164 300	32	32		
TOTALS	RPI 1-25	RPI 26-50		W-L RECORDS		RPI 51-100		RPI 101-150		RPI 150+		
4-46-0	0-0-0	0-0-0		OVERALL		0-0-0		0-15-0		4-31-0		
1-12-0	0-0-0	0-0-0		HOME		0-0-0		0-4-0		1-8-0		
3-33-0	0-0-0	0-0-0		AWAY		0-0-0		0-11-0		3-21-0		
0-1-0	0-0-0	0-0-0		NEUTRAL		0-0-0		0-0-0		0-1-0		
4-41-0	0-0-0	0-0-0		NON-CONFERENCE		0-0-0		0-15-0		4-26-0		
1-9-0	0-0-0	0-0-0		HOME		0-0-0		0-4-0		1-5-0		
3-31-0	0-0-0	0-0-		AWAY		0-0-0		0-11-0		3-20-0		
0-1-0	0-0-0	0-0-0		NEUTRAL		0-0-0		0-0-0		0-1-0		
0-5-0	0-0-0	0-0-0		CONFERENCE		0-0-0		0-0-0		0-5-0		
0-3-0	0-0-0	0-0-0		HOME		0-0-0		0-0-0		0-3-0		
0-2-0	0-0-0	0-0-0		AWAY		0-0-0		0-0-0		0-2-0		
0-0-0	0-0-0	0-0-0		NEUTRAL		0-0-0		0-0-0		0-0-0		
RPI S	Opponent	Score	RPI S	Opponent	Score	RPI S	Opponent	Score	RPI S	Opponent	Score	
									105 A	Seton Hall	0 21	
									105 A	Seton Hall	6 7	
									105 A	Seton Hall	0 6	
									107 A	St. John's (NY)	2 11	
									107 A	St. John's (NY)	0 13	
									107 H	St. John's (NY)	8 17	
									113 A	Stony Brook	2 3	
									113 H	Stony Brook	4 15	
									116 A	Tennessee Tech	1 13	
									116 A	Tennessee Tech	2 11	
									116 A	Tennessee Tech	1 12	
									116 A	Tennessee Tech	3 19	
									150 A	Fairfield	4 13	
									150 H	Fairfield	3 5	
									150 H	Fairfield	1 4	
									173 A	Hawaii	0 17	
									173 A	Hawaii	0 1	
									173 A	Hawaii	0 11	
									173 A	Hawaii	2 4	
									182 H	Siena	0 6	
									182 H	Siena	2 9	
			LAST 15 GAMES						207 A	LIU Brooklyn	10 6	
			293 A	NJIT	2 5	173 A	Hawaii	0 11	207 A	LIU Brooklyn	0 13	
			293 A	NJIT	3 5	173 A	Hawaii	0 1	207 H	LIU Brooklyn	3 10	
			250 A	Delaware St.	7 10	173 A	Hawaii	0 17	207 H	LIU Brooklyn	10 12	
			250 A	Delaware St.	7 8				228 A	Hofstra	2 3	
			113 H	Stony Brook	4 15				228 H	Hofstra	1 13	

NYIT

Non-Div. I Games:

NYIT

284	A	Iona	7	8
173	A	Hawaii	2	4

RPI	S	Opponent	Score	
231	A	Fordham	6	7
231	A	Fordham	8	11
233	A	Penn St.	0	8
233	A	Penn St.	3	7
237	A	Maine	3	2
237	A	Maine	4	11
237	A	Maine	0	1
237	A	Maine	0	1
242	A	Mt. St. Mary's	4	13
242	A	Mt. St. Mary's	0	7
242	A	Mt. St. Mary's	8	11
242	A	Mt. St. Mary's	7	18
250	A	Delaware St.	7	10
250	A	Delaware St.	7	8
276	A	Manhattan	13	0
276	N	Manhattan	0	2
284	A	Iona	7	8
284	H	Iona	6	5
293	A	NJIT	2	5
293	A	NJIT	3	5
293	H	NJIT	5	9
293	H	NJIT	0	3
293	H	NJIT	2	6

N  
Y  
I  
T

N  
Y  
I  
T